Jessica Phillips
Project Manager
Site Investigation and Remediation

October 21, 2020

Mr. Gerry Pratt
New York State Department of Environmental Conservation
Division of Environmental Remediation
625 Broadway, 12th Floor
Albany, New York 12233-7013

Subject: Monitoring Well Reconnaissance and Baseline Groundwater Monitoring Report
Nassau Ave & Sheridan Blvd Property
Former Inwood Gas Holder Site
Inwood, Nassau County, New York
NYSDEC Site No.: 1-30-121, Order on Consent Index #: A2-0552-0606

Dear Mr. Pratt:

National Grid has prepared this Monitoring Well Reconnaissance and Baseline Groundwater Monitoring Report to present the results of the baseline groundwater sampling conducted at the Former Inwood Gas Holder facility (Site) located in Inwood, Nassau County, New York (Figure 1). Groundwater sampling activities took place from June 4, 2020 to June 11, 2020 in accordance with the New York State Department of Environmental Conservation (NYSDEC)-approved Monitoring Well Reconnaissance and Baseline Groundwater Monitoring Work Plan (Work Plan) dated April 24, 2020 (National Grid, 2020).

Background

The Site has not been actively used by National Grid in the recent years and had been overgrown with vegetation. National Grid initiated a clearing & grubbing effort of the pathways constructed in 2009 and 2010 to regain access and locating of the Site monitoring wells. During the March 2020 vegetation removal, monitoring wells were located, inspected, and gauged for headspace, depth to water, depth to non-aqueous phase liquid (NAPL) [if present], and depth to bottom. Following well inspection and gauging, results were compared to as-built well construction logs to determine wells needing redevelopment, repair, or potential replacement. In accordance with the NYSDEC-approved Work Plan, the primary objectives of field activities were rehabilitation/redevelopment of wells where significant siltation was found, replacement of any damaged wells and wells that could not be rehabilitated, and collection of a set of baseline groundwater data for the Site wells. The field activities were performed in two phases. The first phase was carried out from May 8, 2020 to May 21, 2020, and consisted of redevelopment of 13 wells, replacement of three wells, and conversion of the three replacement wells and two existing wells (five total) from stickups to flush mounts. The second phase of the work was conducted from

Environmental Department, 175 East Old Country Road, Hicksville, New York 11801
T: (516) 581-7313 ■ F: (516) 545-2582 ■ jessica.phillips@nationalgrid.com ■ www.nationalgrid.com

June 4 - June 11, 2020, and included a round of synoptic groundwater level measurement followed by baseline groundwater sampling for the Site wells.

The Monitoring Well Reconnaissance and Baseline Groundwater Monitoring field investigation was conducted by National Grid pursuant to a Multi-Site Order on Consent and Administrative Settlement with the NYSDEC, Index # A2-0552-0606, executed on February 22, 2007 and modified on August 10, 2007, and in accordance with applicable guidelines of the NYSDEC and the New York State Department of Health (NYSDOH).

The outcomes of the groundwater sampling investigation will be used to supplement existing site data and the site conceptual model prior to development of a Feasibility Study evaluation of the Site.

Field Investigation Program

The field program was completed over the period of May 8-May 21, 2020 and June 4-June 11, 2020 and involved the following field activities:

Underground Utility Clearance

Underground utility clearance was completed prior to the start of intrusive fieldwork. This included submission of a Dig Safely New York request to arrange for the marking of all underground utilities coming into the Site in the vicinity of the proposed replacement well locations. Copies of available sewer and water maps from the vicinity were also obtained and reviewed prior to commencing underground utility clearance. Underground electric and gas utilities in the vicinity of each proposed replacement well location was identified using geophysical methods (ground penetrating radar and electromagnetic scans). All borings were hand or vacuum excavated to a depth of 5 feet (ft) below ground surface (bgs) to check for potential utilities not located by geophysical methods.

Monitoring Well Redevelopment

During the March 2020 vegetation clearing activities, thirteen (13) wells were found to have significant siltation including GW-1, GW-13, GW-14, MW-4R, MW-8I, GW-6R, MW-15S, MW-38I, MW-12S, MW-50S, MW-51S, MW-52S, and MW-52I (Table 1). All wells were redeveloped successfully using a combination of surging and pumping to a final turbidity value of less than 50 NTUs, with the exception of GW-14. Pursuant to the NYSDEC approved Work Plan, well GW-14 was abandoned in place and a replacement well was installed adjacent to it.

Well Abandonment and Replacement

Pursuant to the NYSDEC approved Work Plan, a total of three (3) wells were replaced, including GW-10, MW-14I, and GW-14. Wells GW-10 and MW-14I were found destroyed during the March 2020 field activities, while GW-14 was unable to be redeveloped to as built conditions. All three wells were replaced in the general vicinity (within five feet) of the original wells and were surveyed on May 21, 2020, by C.T. Male Associates.

The original wells were abandoned by tremie grouting in place using a standard grout mix (Type I Portland cement with 4% bentonite by weight) and removing the upper portion of each well and replacing with material similar to natural soils in accordance with NYSDEC CP-43 protocols.

The replacement wells (GW-10-R, MW-14I-R, and GW-14-R) were advanced using hollow stem augers consistent with monitoring well installation and development procedures provided in the February 2010 RIWP. All wells were constructed of 2-inch diameter schedule 40 PVC with 10-foot, 10-slot (0.01-inch) well screens with a two-foot sump at the base of the well and an appropriately sized gravel sand pack extending to two feet above the top of the screen. A two-foot bentonite seal was placed above the sand pack. Grout was emplaced above the bentonite seal to grade. Expandable locking caps were emplaced at the top of each monitoring well. Wells MW-14I and GW-14 were installed flush-mounted with limited access road boxes at the ground surface, and well GW-10 was installed as a locking stickup. Each of the well surface was restored to pre-existing conditions.

Attachment A includes the well construction summary of the three replaced wells. Installation of the wells was completed between May 18 - May 19, 2020, and the well development was conducted on May 21, 2020 to evacuate silts and other fine-grained sediments which may have accumulated within the well during its installation. Following development, wells were allowed to stabilize for a minimum of two weeks prior to groundwater sampling.

Well Conversions

Pursuant to the NYSDEC approved Work Plan, a total of three (3) wells were converted from stickups to flush mounts, including GW-13, MW-13I, and MW-52I. Wells GW-14 and MW-14I were also evaluated for the conversions in the Work Plan but they were replaced as described above and completed as flush mounts. The converted wells were re-surveyed on May 21, 2020 by C.T. Male Associates.

Baseline Groundwater Sampling

Prior to the start of the groundwater sampling event, a round of synoptic groundwater level measurements were completed on June 4, 2020. A summary of groundwater elevations are presented in Table 1. Groundwater contour maps were created using the data for shallow, intermediate, and deep wells, and are included in Figures 2, 3 and 4, respectively.

Pursuant to the NYSDEC approved Work Plan, all Site wells were sampled with the exception of wells GW-9 and MW-19S because of the presence of lighter than water non-aqueous phase liquid (LNAPL). A total of forty-one (41) wells were sampled using low-flow purging and sampling techniques. Specifically, peristaltic pumps were used for purging and sampling each well and disposable polyethylene tubing was used for transferring the groundwater to the ground surface. The sampling followed methods and guidelines provided in the NYSDEC approved AECOM 2015 RIR. The purge logs for the sampling are included in Attachment B. As outlined on the purge logs, slight naphthalene-like odors were noted at well GW-12 and strong naphthalene-like odors were

noted at well MW-21S, during well purging. The sampling was conducted between June 4 and June 11, 2020, and submitted for laboratory analysis for the following parameters:

- TCL VOCs by United States Environmental Protection Agency (USEPA) SW-846 Method 8260B;
- TCL SVOCs by USEPA SW-846 Method 8270C;
- Resource Conservation and Recovery Act (RCRA) 8 Metals by U.S. EPA SW-846 Method 6000-7000 Series; and,
- Free Cyanide by USEPA SW-846 Method 9016 or equivalent ASTM method.

The groundwater analytical results are summarized in Table 2.

Community Air Monitoring Program

The Community Air Monitoring Plan (CAMP) had been previously approved in the Interim Site Management Plan (ISMP) for the Site and was implemented during the field program. The air monitoring was conducted during boring pre-clearance and subsequent well installation activities at both upwind and downwind locations. Field parameters were measured for total volatile organic vapors with a portable PID and particulate matter less than 10 microns in size (PM-10) in accordance with NYSDEC and NYSDOH guidance.

During the field program, both parameters were within acceptance criteria with no exceedances. The CAMP field data are included in Attachment C.

Location and Elevation Survey

The well replacements and conversions were surveyed by C.T. Male Associates on May 21, 2020. The horizontal controls were surveyed in the New York State Plane Coordinate System, Long Island Zone (NAD83) and the vertical control was surveyed in feet relative to the North American Vertical Datum of 1988 (NAVD88). The surveyed coordinates for the wells are provided in Table 3.

Investigation Derived Wastes (IDW)

During the well replacement, drill cuttings and purge water were placed into a new 55-gallon drums for off-site disposal. Veolia North America Corp. was contracted by National Grid for transporting the drums of non-hazardous IDW for disposal. The drums were picked up by Veolia on June 26, 2020, and transported to their facility in Flanders, New Jersey.

Groundwater Flow

Groundwater contour maps on Figures 2, 3 and 4 were created using the data from gauging shallow, intermediate, and deep wells, respectively, on June 4, 2020. Groundwater flow within the shallow and intermediate hydrogeologic zones is to the southwest towards Motts Basin. The horizontal hydraulic gradient of the shallow zone across the northeast area of the site is extremely shallow, but does steepen across the southwest area of the site. A slight groundwater mound in

the shallow zone is present around GW-6R, GW-9, and GW-15. The horizontal hydraulic gradient of the intermediate zone is steepest in the center of the site, and a slight hydraulic mound is observed at MW-4I adjacent to the southwest edge of the former gas holder. The deep groundwater well set is limited to three monitoring wells. The contour of the groundwater elevation measured at these wells shows a northwest flow within the deep hydrogeologic zone that may reflect tidal influence in the wells.

Groundwater Analytical Results

A summary of compounds detected in site groundwater are provided in Table 2. Figure 5 include individual exceedances of the analytes in the wells. The results are based on a comparison to the Ambient Water Quality Standards and Guidance Values (AWQSGVs) provided in the NYSDEC – Division of Water – Technical Operation Guidance Series (TOGS) (1.1.1) [NYSDEC, 1998, with addendums]. A summary of the groundwater analytical results is presented in the following sections.

Shallow Wells

- A total of 22 shallow well samples were collected. One well, MW-19S, was not sampled because of the presence of 13.90 feet of LNAPL. Benzene, toluene, ethylbenzene, and xylenes (BTEX) compounds were detected in five of the 22 shallow well samples, including GW-1, GW-05, MW-04S, MW-09S, and MW-21S. Of the five samples, four contained BTEX compounds above the AWQSGVs. The monitoring wells which contained groundwater BTEX compounds at elevated levels (MW-4S and MW-21S) were located within and adjacent to the area of visual impacts located southwest of the former gas holder in an area of suspected residual MGP impacts. Elevated levels of benzene were also detected in monitoring well MW-9S, located in the area of historic visual impacts that appear to be related to petroleum. The horizontal extent of BTEX compound impacts in shallow groundwater is defined by the Site shallow monitoring well network.

- Several additional VOC compounds were detected above AWQSGVs. Although some of the other exceeding VOC compounds were detected in groundwater samples collected from three of the same wells where elevated BTEX compounds were detected (GW-01, GW-05 and MW-21S), several of these compounds, particularly the chlorinated compounds and Methyl Tert-Butyl Ether (MTBE), were also detected in samples collected from monitoring wells located upgradient of the areas of historic visual impact zones (MW-52S, GW-13, MW-50S, and MW-51S) and along the southeastern edge of the historic visible impacts (GW-1 and GW-5). Chlorinated VOCS and MTBE are not MGP-related. Several polycyclic aromatic hydrocarbons (PAH) compounds were also detected in five of the shallow well samples, including GW-11, MW-04S, MW-21S, MW-50S, and MW-52S. However, naphthalene was the only PAH compound detected above the AWQSGVs in one well (MW-21S).

- There were no SVOCs detected above the AWQSGVs in any of the shallow wells.

- Metals detected above the AWQSGVs include arsenic and selenium. These compounds were detected throughout the Site and are likely the result of historic fill.

Intermediate / Deep Wells

- A total of 16 intermediate and three deep well samples were collected. Five of the 19 samples collected had at least one BTEX compound greater than the AWQSGVs. The monitoring wells which contained groundwater with elevated levels of BTEX (MW-01I, MW-01D, MW-05I, MW-05D, and MW-09I) are located downgradient of the area of known historic visual impacts located southeast of the former gas holder which appears to be MGP and petroleum-related material. No other intermediate or deep monitoring wells contained groundwater with BTEX compound concentrations above the AWQSGVs.

- Several additional VOCs were detected in the intermediate monitoring well samples some at concentrations exceeding AWQSGVs. Many of the elevated compounds were detected in groundwater from the same wells located within and downgradient of the areas of historic visual impacts (MW-01I and MW-05I). Exceeding concentrations of non MGP-related chlorinated VOC compounds were detected in groundwater samples collected from the northwest portion of the Site (MW-50I and MW-51I) which are likely the result of upgradient offsite sources. Several PAH compounds were detected in two wells, and naphthalene were the only PAH compounds detected above the AWQSGVs. Naphthalene was the most prominent of the elevated PAH compounds and was detected in monitoring wells located downgradient of the areas of historic visual MGP impacts (MW-01I and MW-05I).

- Phenol was the only other SVOC compounds detected above the AWQSGVs in one well. The elevated level of phenol was detected in the same monitoring well where elevated levels of BTEX and VOCs were detected (MW-01I).

- Arsenic was the only metal detected at concentrations above the AWQSGVs. Metals were detected in various groundwater samples throughout the Site and are interpreted to be the result of site fill and/or background conditions and are not associated with former MGP operations or from areas of visual impacts identified during the field investigation activities.

Quality Assurance/ Quality Control Soil Sample Results

A total of three (3) sample duplicates were collected from wells GW-01, MW-11I, and MW-51S during the June 2020 groundwater sampling program. These samples were submitted for the same analyses as the groundwater samples. For quality control purposes, a comprehensive data package was produced by the laboratory for the soil samples per NYSDEC Analytical Services Protocol (ASP). The data were validated by a qualified AECOM chemist who prepared a Data Usability Summary Report (DUSR) for the sample delivery group which is included in Attachment D.

All data have been determined to be useable for the purpose of assessing the presence/absence and quantitative concentrations of the compounds and analytes in the media tested (i.e. groundwater) with the qualifications described in Table 2. No data points were rejected and completeness of 100% was achieved for this data set.

Conclusions

The results of the June 2020 groundwater sampling are consistent with the historic results reported in the AECOM 2014 RI report (AECOM, 2014). The general groundwater flow direction is south to south-west towards Motts Basin, with the exception of the deep zone, where flow was noted to the north due to likely tidal influence. Both BTEX and PAHs compounds were found in site groundwater, with the highest contaminant levels found at shallow depths in close proximity to the historic petroleum residuals and MGP-related impacts. Benzene was the individual compound detected most frequently, and at the highest concentration, with values ranging from non-detect to 1,500 µg/L. PAH compounds are less soluble than BTEX, but due to the extensive distribution of petroleum residuals and MGP-related impacts, they were detected in most groundwater samples as well. Naphthalene is the PAH compound detected most frequently, and at the highest concentration, with values ranging from non-detect to 2,000 µg/L. Higher concentrations of VOCs were detected in the wells on the west side, which were mainly petroleum-related impacts interpreted to be from an off-site, upgradient source(s). Metals detected above the AWQSGVs include arsenic and selenium. These compounds were detected throughout the site and believed to be a result of historic fill.

The existing site data and the site conceptual model will be updated prior to development of a Feasibility Study evaluation of the Site.

If you have any questions, please contact me at (516-581-7313) or via e-mail at jessica.phillips@nationalgrid.com.

Sincerely,

Shreya Martin for

Jessica Phillips
Project Manager

Enclosure

cc: W. Kushnir, NYSDOH (Electronic Copy Only)
S. Aldridge, National Grid (Electronic Copy Only)
A. Kushnir, National Grid (Electronic Copy Only)
S. Pandya, AECOM (Electronic Copy Only)
S. Mantri, AECOM (Electronic Copy Only)
P. Cox, AECOM (Electronic Copy Only)

Environmental Department, 175 East Old Country Road, Hicksville, New York 11801
T: (516) 581-7313 ■ F: (516) 545-2582 ■ jessica.phillips@nationalgrid.com ■ www.nationalgrid.com

Attachments

Tables

Table 1 – Site Monitoring Wells Construction and Gauging Summary
Table 2 – Summary of Groundwater Analytical Results (June 2020)

Figures

Figure 1 – Site Layout
Figure 2 – Shallow Groundwater Elevation Contour Map
Figure 3 – Intermediate Groundwater Elevation Contour Map
Figure 4 – Deep Groundwater Elevation Contour Map
Figure 5 – Shallow Groundwater Wells Exceedance Results (June 2020)
Figure 6 – Intermediate/Deep Groundwater Wells Exceedance Results (June 2020)

Attachments

Attachment A – Well Construction Logs
Attachment B – Groundwater Sampling Field Logs
Attachment C – Community Air Monitoring Program (CAMP) Data Logs
Attachment D – Data Usability Summary Report (DUSR)

References

National Grid, 2020. Monitoring Well Reconnaissance and Baseline Groundwater Monitoring Work Plan, Nassau Ave & Sheridan Blvd Property, Former Inwood Gas Holder Site, Inwood, Nassau County, New York, NYSDEC Site No.: 1-30-121, Order on Consent Index #: A2-0552-0606, April 2020.

AECOM, 2017. Remedial Investigation Report Addendum (No. 1), National Grid K – Inwood Holder, Nassau County, New York, Site ID: 130121, Order on Consent Index #: A2-0552-0606, April 2017.

AECOM, 2016. Draft Interim Site Management Plan, Former Inwood Gas Holder Site (K – Inwood), Inwood, New York NYSDEC Site No.: 1-30-121, Order on Consent Index #: A2-0522, June 1, 2016.

AECOM, 2014. Remedial Investigation Report, Former Inwood Gas Holder Site, Inwood, New York, NYSDEC Site No.: 1-30-121, Index # A2-0552-0606, May 2014.

Earthtech, 1997. Closure Certification Report, Inwood Gas Holder Site, Inwood, New York, January 1997.

Tables

Environmental Department, 175 East Old Country Road, Hicksville, New York 11801
T: (516) 581-7313 ■ F: (516) 545-2582 ■ jessica.phillips@nationalgrid.com ■ www.nationalgrid.com

Table 1
Site Monitoring Well Construction and Gauging Summary
Former Inwood Gas Holder Manufactured Gas Plant (MGP) Site

Well ID	Well Type	Ground Surface Elevation (ft)	Top of Casing Elevation (ft)	Well Diameter	Screen Slot	Screened Interval[a] (ft bgs)	Sump Interval (ft bgs)	PID Head Space (ppm)	Depth to Water (June 2020) (ft bgs)	Water Table Elevation (ft)	Total Depth (ft from TOC)	Depth to Product 2020 (ft bgs)
GW-1	Shallow	7.85	10.87	4"	NA	3-18	NA	0.00	7.42	3.45	21.40	-
GW-2	Shallow	10.88	12.09	4"	NA	3-18	NA	0.00	8.76	3.33	20.05	-
GW-3	Shallow	11.82	14.14	4"	NA	3-18	NA	0.00	10.83	3.31	20.70	-
GW-5	Shallow	8.96	11.39	4"	NA	1-11	NA	0.00	8.03	3.36	14.38	-
GW-6R	Shallow	10.71	13.88	2"	20	2-11	NA	0.00	9.75	4.13	14.50	-
GW-7	Shallow	11.96	14.57	4"	NA	5-20	NA	0.00	13.48	1.09	20.92	-
GW-8	Shallow	11.63	13.26	4"	NA	1-11	NA	0.00	12.28	0.98	19.95	-
GW-9	Shallow	9.65	12.13	4"	NA	3-13	NA	0.00	NA	NA	NA	3.83
GW-10-R[b]	Shallow	5.46	8.38	4"	NA	3-16	NA	0.00	5.19	3.19	16.54	
GW-11	Shallow	7.81	10.93	4"	NA	1-11	NA	0.00	7.42	3.51	18.60	-
GW-13[b]	Shallow	6.10	5.85	4"	NA	3-16	NA	0.00	2.55	3.30	11.30	-
GW-14-R[b]	Shallow	6.24	5.60	4"	NA	5-20	NA	0.00	1.89	3.71	17.40	-
GW-15	Shallow	10.40	13.26	4"	NA	NA	NA	0.00	9.24	4.02	16.54	-
MW-4R	Shallow	5.73	8.98	2"	20	2-7	NA	0.00	5.12	3.86	10.31	-
MW-9S	Shallow	9.84	12.83	2"	20	4-9	9-11	0.00	8.75	4.08	15.54	-
MW-11S	Shallow	10.48	13.00	2"	20	2-11	NA	0.00	10.07	2.93	13.83	-
MW-12S	Shallow	8.70	11.45	2"	20	7-17	17-19	0.00	8.20	3.25	22.00	-
MW-15S	Shallow	7.73	10.00	2"	20	2-11	NA	0.00	6.77	3.23	13.69	-
MW-16S	Shallow	8.58	11.36	2"	20	2-11	NA	0.00	8.25	3.11	14.40	-
MW-19S	Shallow	8.24	11.00	2"	20	2-9	9-11	0.00	NG	NG	NG	13.90
MW-21S	Shallow	7.90	10.09	2"	20	3-8	8-10	0.00	6.45	3.64	14.34	13.39
MW-50S	Shallow	5.89	8.65	2"	20	12-22	22-24	0.00	6.65	2.00	26.15	-
MW-51S	Shallow	5.05	4.31	2"	20	12-22	22-24	0.00	2.08	2.23	23.45	-
MW-52S	Shallow	6.10	5.59	2"	20	1-11	11-13	0.00	2.06	3.53	12.47	-
GW-11I	Intermediate	6.36	9.38	2"	20	14-24	24-26	0.00	7.20	2.18	26.25	-
GW-12	Intermediate	8.83	11.30	4"	NA	5-20	NA	0.00	9.98	1.32	21.20	-
MW-1I	Intermediate	8.49	10.95	2"	20	15-25	NA	0.00	9.50	1.45	30.15	-
MW-3I	Intermediate	12.01	14.73	2"	20	18-28	28-30	0.00	13.38	1.35	33.70	-
MW-4I	Intermediate	5.49	9.04	2"	20	11-21	NA	0.00	4.50	4.54	25.10	-
MW-5I	Intermediate	9.91	13.07	2"	20	18-28	28-30	0.00	11.59	1.48	30.10	-
MW-8I	Intermediate	12.06	14.32	2"	20	17-27	27-30	0.00	13.26	1.06	31.20	-
MW-9I	Intermediate	9.60	12.65	2"	20	17-27	27-29	0.00	11.31	1.34	31.55	-
MW-11I	Intermediate	10.45	13.34	2"	20	16-26	26-28	0.00	11.55	1.79	33.20	-
MW-13I[b]	Intermediate	6.47	5.78	2"	20	17-27	27-29	0.00	2.49	3.29	27.04	-
MW-14I-R[b]	Intermediate	6.91	6.12	2"	20	11-21	NA	0.00	2.74	3.38	11.90	
MW-16I	Intermediate	8.80	11.66	2"	20	16-26	26-28	0.00	9.69	1.97	31.65	-

Table 1
Site Monitoring Well Construction and Gauging Summary
Former Inwood Gas Holder Manufactured Gas Plant (MGP) Site

Well ID	Well Type	Ground Surface Elevation (ft)	Top of Casing Elevation (ft)	Well Diameter	Screen Slot	Screened Interval[a] (ft bgs)	Sump Interval (ft bgs)	PID Head Space (ppm)	Depth to Water (June 2020) (ft bgs)	Water Table Elevation (ft)	Total Depth (ft from TOC)	Depth to Product 2020 (ft bgs)
MW-38I	Intermediate	9.91	12.88	2"	20	18-28	28-30	0.00	11.11	1.77	33.05	-
MW-50I	Intermediate	6.19	8.80	2"	20	22-32	32-34	0.00	7.03	1.77	34.88	-
MW-51I	Intermediate	5.29	4.87	2"	20	22-32	32-34	0.00	1.89	2.98	32.60	-
MW-52I[b]	Intermediate	6.26	5.96	2"	20	13-23	23-25	0.00	2.60	3.36	24.20	-
MW-1D	Deep	8.43	10.87	2"	20	25-35	35-37	0.00	9.30	1.57	39.19	-
MW-5D	Deep	9.93	13.29	2"	20	28-38	38-40	0.00	9.30	3.99	41.90	-
MW-38D	Deep	10.54	13.91	2"	20	28-38	38-40	0.00	12.08	1.83	43.00	-

Notes:

[a] Based on historic as-built

[b] Well converted or replaced during the May 2020 well redevelopment activities

bgs - Below Ground Surface

ppm - parts per million

NG - Not gauged due to the presence of LNAPL

NA - Not available, Not applicable.

LNAPL - Light Non-Aqueous Phase Liquid

PID - Photoionization Detector

GW-9 - Contains LNAPL. Water level and total depth measurments were not obtained.

GW-15 - No boring log was available. Type of well based upon National Grid correspondence to NYSDEC.

Table 2
Summary of Groundwater Analytical Results (June 2020)
National Grid Inwood Former Holder Site
Inwood, NY

AECOM

Location ID Sample Date Sample ID SDG	CAS #	NYSDEC Groundwater Guidance or Standard Value	GW-01 6/10/2020 DUP061020A 4602110481	GW-01 6/10/2020 GW-1-061020 4602110481	GW-02 6/11/2020 GW-2-061120 4602110481	GW-03 6/10/2020 GW-3-061020 4602110481	GW-05 6/11/2020 GW-5-061120 4602110481	GW-06R 6/5/2020 GW-6R-060520 4602105381	GW-07 6/11/2020 GW-7-061120 4602110481	GW-08 6/9/2020 GW-8-060920 4602107381	GW-10-R[a] 6/9/2020 GW-10-060920 4602107381	GW-11 6/11/2020 GW-11-061120 4602110481	GW-12 6/5/2020 GW-12-060520 4602105381
BTEX (ug/l)													
Benzene	71-43-2	1	**2.3**	**2.3**	< 1.0 U	< 1.0 U	**8.9**	< 1.0 U	< 1.0 U	< 1.0 U	< 1.0 U	< 1.0 U	< 1.0 U
Ethylbenzene	100-41-4	5	**4.7**	**4.7**	< 1.0 U	< 1.0 U	**2.3**	< 1.0 U	< 1.0 U	< 1.0 U	< 1.0 U	< 1.0 U	< 1.0 U
m+p-Xylene	1330-20-7-M,P	NL	**3.3**	**3.4**	< 1.0 U	< 1.0 U	< 1.0 U	< 1.0 U	< 1.0 U	< 1.0 U	< 1.0 U	< 1.0 U	< 1.0 U
o-Xylene	95-47-6	NL	**1.5**	**1.4**	< 1.0 U	< 1.0 U	< 1.0 U	< 1.0 U	< 1.0 U	< 1.0 U	< 1.0 U	< 1.0 U	< 1.0 U
Toluene	108-88-3	5	**1.8**	**1.8**	< 1.0 U	< 1.0 U	< 1.0 U	< 1.0 U	< 1.0 U	< 1.0 U	< 1.0 U	< 1.0 U	< 1.0 U
Total BTEX		NL	**13.6**	**13.6**	ND	ND	**11.2**	ND	ND	ND	ND	ND	ND
VOCs (ug/l)													
1,1,1-Trichloroethane	71-55-6	5	**51**	**52**	< 1.0 U	< 1.0 U	< 1.0 U	**2.5**	< 1.0 U	< 1.0 U	< 1.0 U	< 1.0 U	< 1.0 U
1,1,2,2-Tetrachloroethane	79-34-5	5	< 1.0 U	< 1.0 U	< 1.0 U	< 1.0 U	< 1.0 U	< 1.0 U	< 1.0 U	< 1.0 U	< 1.0 U	< 1.0 U	< 1.0 U
1,1,2-Trichloro-1,2,2-trifluoroethane	76-13-1	5	< 1.0 U	< 1.0 U	< 1.0 U	< 1.0 U	< 1.0 U	< 1.0 U	< 1.0 U	< 1.0 U	< 1.0 U	< 1.0 U	< 1.0 U
1,1,2-Trichloroethane	79-00-5	1	< 1.0 U	< 1.0 U	< 1.0 U	< 1.0 U	< 1.0 U	< 1.0 U	< 1.0 U	< 1.0 U	< 1.0 U	< 1.0 U	< 1.0 U
1,1-Dichloroethane	75-34-3	5	**4.0**	**4.0**	**0.43 J**	< 1.0 U	**7.4**	**2.4**	< 1.0 U	< 1.0 U	< 1.0 U	**0.43 J**	< 1.0 U
1,1-Dichloroethene	75-35-4	5	< 1.0 U	< 1.0 U	< 1.0 U	< 1.0 U	< 1.0 U	< 1.0 U	< 1.0 U	< 1.0 U	< 1.0 U	< 1.0 U	< 1.0 U
1,2,3-Trichlorobenzene	87-61-6	5	< 1.0 U	< 1.0 U	< 1.0 U	< 1.0 U	< 1.0 U	< 1.0 U	< 1.0 U	< 1.0 U	< 1.0 U	< 1.0 U	< 1.0 U
1,2,4-Trichlorobenzene	120-82-1	5	< 1.0 U	< 1.0 U	< 1.0 U	< 1.0 U	< 1.0 U	< 1.0 U	< 1.0 U	< 1.0 U	< 1.0 U	< 1.0 U	< 1.0 U
1,2-Dibromo-3-chloropropane	96-12-8	0.04	< 1.0 U	< 1.0 U	< 1.0 U	< 1.0 U	< 1.0 U	< 1.0 U	< 1.0 U	< 1.0 U	< 1.0 U	< 1.0 U	< 1.0 U
1,2-Dibromoethane	106-93-4	0.0006	< 1.0 U	< 1.0 U	< 1.0 U	< 1.0 U	< 1.0 U	< 1.0 U	< 1.0 U	< 1.0 U	< 1.0 U	< 1.0 U	< 1.0 U
1,2-Dichlorobenzene	95-50-1	3	< 1.0 U	< 1.0 U	< 1.0 U	< 1.0 U	< 1.0 U	< 1.0 U	< 1.0 U	< 1.0 U	< 1.0 U	< 1.0 U	< 1.0 U
1,2-Dichloroethane	107-06-2	0.6	**1.4**	**1.4**	< 1.0 U	< 1.0 U	< 1.0 U	< 1.0 U	< 1.0 U	< 1.0 U	< 1.0 U	< 1.0 U	< 1.0 U
1,2-Dichloropropane	78-87-5	1	< 1.0 U	< 1.0 U	< 1.0 U	< 1.0 U	< 1.0 U	< 1.0 U	< 1.0 U	< 1.0 U	< 1.0 U	< 1.0 U	< 1.0 U
1,3-Dichlorobenzene	541-73-1	3	< 1.0 U	< 1.0 U	< 1.0 U	< 1.0 U	< 1.0 U	< 1.0 U	< 1.0 U	< 1.0 U	< 1.0 U	< 1.0 U	< 1.0 U
1,4-Dichlorobenzene	106-46-7	3	< 1.0 U	< 1.0 U	< 1.0 U	< 1.0 U	< 1.0 U	< 1.0 U	< 1.0 U	< 1.0 U	< 1.0 U	< 1.0 U	< 1.0 U
1,4-Dioxane	123-91-1	NL	< 50 U	< 50 U	< 50 U	< 50 U	< 50 U	< 50 U	< 50 U	< 50 U	< 50 U	< 50 U	< 50 U
2-Butanone	78-93-3	50	< 5.0 U	< 5.0 U	< 5.0 U	< 5.0 U	< 5.0 U	< 5.0 U	< 5.0 U	< 5.0 U	< 5.0 U	< 5.0 U	< 5.0 U
2-Hexanone	591-78-6	50	< 5.0 U	< 5.0 U	< 5.0 U	< 5.0 U	< 5.0 U	< 5.0 U	< 5.0 U	< 5.0 U	< 5.0 U	< 5.0 U	< 5.0 U
4-Methyl-2-pentanone	108-10-1	NL	< 5.0 U	< 5.0 U	< 5.0 U	< 5.0 U	< 5.0 U	< 5.0 U	< 5.0 U	< 5.0 U	< 5.0 U	< 5.0 U	< 5.0 U
Acetone	67-64-1	50	< 5.0 U	**5.6**	< 5.0 U	< 5.0 U	< 5.0 U	**6.2 J+**	< 5.0 U	< 5.0 U	< 5.0 U	< 5.0 U	< 5.0 U
Bromochloromethane	74-97-5	5	< 1.0 U	< 1.0 U	< 1.0 U	< 1.0 U	< 1.0 U	< 1.0 U	< 1.0 U	< 1.0 U	< 1.0 U	< 1.0 U	< 1.0 U
Bromodichloromethane	75-27-4	50	< 1.0 U	< 1.0 U	< 1.0 U	< 1.0 U	< 1.0 U	< 1.0 U	< 1.0 U	< 1.0 U	< 1.0 U	< 1.0 U	< 1.0 U
Bromoform	75-25-2	50	< 1.0 U	< 1.0 U	< 1.0 U	< 1.0 U	< 1.0 U	< 1.0 U	< 1.0 U	< 1.0 U	< 1.0 U	< 1.0 U	< 1.0 U
Bromomethane	74-83-9	5	< 1.0 U	< 1.0 U	< 1.0 U	< 1.0 U	< 1.0 U	< 1.0 U	< 1.0 U	< 1.0 U	< 1.0 U	< 1.0 U	< 1.0 U
Carbon disulfide	75-15-0	NL	< 1.0 U	< 1.0 U	< 1.0 U	< 1.0 U	< 1.0 U	< 1.0 U	< 1.0 U	< 1.0 U	< 1.0 U	< 1.0 U	< 1.0 U
Carbon tetrachloride	56-23-5	5	< 1.0 U	< 1.0 U	< 1.0 U	< 1.0 U	< 1.0 U	< 1.0 U	< 1.0 U	< 1.0 U	< 1.0 U	< 1.0 U	< 1.0 U
Chlorobenzene	108-90-7	5	< 1.0 U	< 1.0 U	< 1.0 U	< 1.0 U	< 1.0 U	< 1.0 U	< 1.0 U	< 1.0 U	< 1.0 U	< 1.0 U	< 1.0 U
Chloroethane	75-00-3	5	< 1.0 U	< 1.0 U	< 1.0 U	< 1.0 U	< 1.0 U	< 1.0 U	< 1.0 U	< 1.0 U	< 1.0 U	< 1.0 U	< 1.0 U
Chloroform	67-66-3	7	< 1.0 U	< 1.0 U	< 1.0 U	< 1.0 U	< 1.0 U	< 1.0 U	< 1.0 U	< 1.0 U	< 1.0 U	< 1.0 U	< 1.0 U
Chloromethane	74-87-3	5	< 1.0 U	< 1.0 U	< 1.0 U	< 1.0 U	< 1.0 U	< 1.0 U	< 1.0 U	< 1.0 U	< 1.0 U	< 1.0 U	< 1.0 U
cis-1,2-Dichloroethene	156-59-2	5	< 1.0 U	< 1.0 U	< 1.0 U	< 1.0 U	< 1.0 U	< 1.0 U	< 1.0 U	< 1.0 U	< 1.0 U	**0.66 J**	< 1.0 U
cis-1,3-Dichloropropene	10061-01-5	0.4	< 1.0 U	< 1.0 U	< 1.0 U	< 1.0 U	< 1.0 U	< 1.0 U	< 1.0 U	< 1.0 U	< 1.0 U	< 1.0 U	< 1.0 U
Cyclohexane	110-82-7	NL	< 1.0 U	< 1.0 U	< 1.0 U	< 1.0 U	< 1.0 U	< 1.0 U	< 1.0 U	< 1.0 U	< 1.0 U	< 1.0 U	< 1.0 U
Dibromochloromethane	124-48-1	50	< 1.0 U	< 1.0 U	< 1.0 U	< 1.0 U	< 1.0 U	< 1.0 U	< 1.0 U	< 1.0 U	< 1.0 U	< 1.0 U	< 1.0 U
Dichlorodifluoromethane	75-71-8	5	< 1.0 U	< 1.0 U	< 1.0 U	< 1.0 U	< 1.0 U	**0.50 J**	< 1.0 U	< 1.0 U	< 1.0 U	< 1.0 U	< 1.0 U
Isopropylbenzene	98-82-8	5	< 1.0 U	< 1.0 U	< 1.0 U	< 1.0 U	**0.37 J**	< 1.0 U	< 1.0 U	< 1.0 U	< 1.0 U	**0.61 J**	< 1.0 U
Methyl acetate	79-20-9	NL	< 5.0 U	< 5.0 U	< 5.0 U	< 5.0 U	< 5.0 U	< 5.0 U	< 5.0 U	< 5.0 U	< 5.0 U	< 5.0 U	< 5.0 U
Methyl tert-butyl ether	1634-04-4	NL	< 1.0 U	< 1.0 U	< 1.0 U	< 1.0 U	< 1.0 U	< 1.0 U	< 1.0 U	< 1.0 U	< 1.0 U	< 1.0 U	**0.57 J**
Methylcyclohexane	108-87-2	NL	< 1.0 U	< 1.0 U	< 1.0 U	< 1.0 U	< 1.0 U	< 1.0 U	< 1.0 U	< 1.0 U	< 1.0 U	< 1.0 U	< 1.0 U
Methylene chloride	75-09-2	5	**0.36 J**	**0.39 J**	< 1.0 U	< 1.0 U	< 1.0 U	< 1.0 U	< 1.0 U	< 1.0 U	< 1.0 U	< 1.0 U	< 1.0 U
Styrene	100-42-5	5	**0.86 J**	**0.89 J**	< 1.0 U	< 1.0 U	< 1.0 U	< 1.0 U	< 1.0 U	< 1.0 U	< 1.0 U	< 1.0 U	< 1.0 U
Tetrachloroethene	127-18-4	5	< 1.0 U	< 1.0 U	< 1.0 U	< 1.0 U	< 1.0 U	< 1.0 U	< 1.0 U	< 1.0 U	< 1.0 U	< 1.0 U	< 1.0 U
trans-1,2-Dichloroethene	156-60-5	5	< 1.0 U	< 1.0 U	< 1.0 U	< 1.0 U	< 1.0 U	< 1.0 U	< 1.0 U	< 1.0 U	< 1.0 U	< 1.0 U	< 1.0 U
trans-1,3-Dichloropropene	10061-02-6	0.4	< 1.0 U	< 1.0 U	< 1.0 U	< 1.0 U	< 1.0 U	< 1.0 U	< 1.0 U	< 1.0 U	< 1.0 U	< 1.0 U	< 1.0 U
Trichloroethene	79-01-6	5	< 1.0 U	< 1.0 U	< 1.0 U	< 1.0 U	< 1.0 U	**2.7**	< 1.0 U	< 1.0 U	< 1.0 U	< 1.0 U	< 1.0 U
Trichlorofluoromethane	75-69-4	5	< 1.0 U	< 1.0 U	< 1.0 U	< 1.0 U	< 1.0 U	**0.35 J**	< 1.0 U	< 1.0 U	< 1.0 U	< 1.0 U	< 1.0 U
Vinyl chloride	75-01-4	2	< 1.0 U	< 1.0 U	< 1.0 U	< 1.0 U	< 1.0 U	< 1.0 U	< 1.0 U	< 1.0 U	< 1.0 U	< 1.0 U	< 1.0 U
Total VOCs		NL	**71.22**	**77.88**	**0.43**	ND	**18.97**	**14.65**	ND	ND	ND	**1.7**	**0.57**

Table 2
Summary of Groundwater Analytical Results (June 2020)
National Grid Inwood Former Holder Site
Inwood, NY

AECOM

Location ID Sample Date Sample ID SDG	CAS #	NYSDEC Groundwater Guidance or Standard Value	GW-01 6/10/2020 DUP061020A 4602110481	GW-01 6/10/2020 GW-1-061020 4602110481	GW-02 6/11/2020 GW-2-061120 4602110481	GW-03 6/10/2020 GW-3-061020 4602110481	GW-05 6/11/2020 GW-5-061120 4602110481	GW-06R 6/5/2020 GW-6R-060520 4602105381	GW-07 6/11/2020 GW-7-061120 4602110481	GW-08 6/9/2020 GW-8-060920 4602107381	GW-10-R[a] 6/9/2020 GW-10-060920 4602107381	GW-11 6/11/2020 GW-11-061120 4602110481	GW-12 6/5/2020 GW-12-060520 4602105381
PAHs (ug/l)													
2-Methylnaphthalene	91-57-6	NL	< 10 U	< 10 U	< 10 U	< 10 U	< 10 U	< 10 U	< 10 U	< 10 U	< 10 U	< 10 U	< 10 U
Acenaphthene	83-32-9	20	< 10 U	< 10 U	< 10 U	< 10 U	< 10 U	< 10 U	< 10 U	< 10 U	< 10 U	**1.3 J**	< 10 U
Acenaphthylene	208-96-8	NL	< 10 U	< 10 U	< 10 U	< 10 U	< 10 U	< 10 U	< 10 U	< 10 U	< 10 U	< 10 U	< 10 U
Anthracene	120-12-7	50	< 10 U	< 10 U	< 10 U	< 10 U	< 10 U	< 10 U	< 10 U	< 10 U	< 10 U	**0.75 J**	< 10 U
Benzo(a)anthracene	56-55-3	0.002	< 1.0 U	< 1.0 U	< 1.0 U	< 1.0 U	< 1.0 U	< 1.0 U	< 1.0 U	< 1.0 U	< 1.0 U	< 1.0 U	< 1.0 U
Benzo(a)pyrene	50-32-8	NL	< 1.0 U	< 1.0 U	< 1.0 U	< 1.0 U	< 1.0 U	< 1.0 U	< 1.0 U	< 1.0 U	< 1.0 U	< 1.0 U	< 1.0 U
Benzo(b)fluoranthene	205-99-2	0.002	< 2.0 U	< 2.0 U	< 2.0 U	< 2.0 U	< 2.0 U	< 2.0 U	< 2.0 U	< 2.0 U	< 2.0 U	< 2.0 U	< 2.0 U
Benzo(ghi)perylene	191-24-2	NL	< 10 U	< 10 U	< 10 U	< 10 U	< 10 U	< 10 U	< 10 U	< 10 U	< 10 U	< 10 U	< 10 U
Benzo(k)fluoranthene	207-08-9	0.002	< 1.0 U	< 1.0 U	< 1.0 U	< 1.0 U	< 1.0 U	< 1.0 U	< 1.0 U	< 1.0 U	< 1.0 U	< 1.0 U	< 1.0 U
Chrysene	218-01-9	0.002	< 2.0 U	< 2.0 U	< 2.0 U	< 2.0 U	< 2.0 U	< 2.0 U	< 2.0 U	< 2.0 U	< 2.0 U	< 2.0 U	< 2.0 U
Dibenz(a,h)anthracene	53-70-3	NL	< 1.0 U	< 1.0 U	< 1.0 U	< 1.0 U	< 1.0 U	< 1.0 U	< 1.0 U	< 1.0 U	< 1.0 U	< 1.0 U	< 1.0 U
Fluoranthene	206-44-0	50	< 10 U	< 10 U	< 10 U	< 10 U	< 10 U	< 10 U	< 10 U	< 10 U	< 10 U	< 10 U	< 10 U
Fluorene	86-73-7	50	< 10 U	< 10 U	< 10 U	< 10 U	< 10 U	< 10 U	< 10 U	< 10 U	< 10 U	**3.5 J**	< 10 U
Indeno(1,2,3-cd)pyrene	193-39-5	0.002	< 2.0 U	< 2.0 U	< 2.0 U	< 2.0 U	< 2.0 U	< 2.0 U	< 2.0 U	< 2.0 U	< 2.0 U	< 2.0 U	< 2.0 U
Naphthalene	91-20-3	10	< 2.0 U	< 2.0 U	< 2.0 U	< 2.0 U	< 2.0 U	< 2.0 U	< 2.0 U	< 2.0 U	< 2.0 U	< 2.0 U	< 2.0 U
Phenanthrene	85-01-8	50	< 10 U	< 10 U	< 10 U	< 10 U	< 10 U	< 10 U	< 10 U	< 10 U	< 10 U	< 10 U	< 10 U
Pyrene	129-00-0	50	< 10 U	< 10 U	< 10 U	< 10 U	< 10 U	< 10 U	< 10 U	< 10 U	< 10 U	< 10 U	< 10 U
Total PAHs		NL	ND	ND	ND	ND	ND	ND	ND	ND	ND	**5.55**	ND
SVOCs (ug/l)													
1,1'-Biphenyl	92-52-4	5	< 10 U	< 10 U	< 10 U	< 10 U	< 10 U	< 10 U	< 10 U	< 10 U	< 10 U	< 10 U	< 10 U
1,2,4,5-TETRACHLOROBENZENE	95-94-3	5	< 10 U	< 10 U	< 10 U	< 10 U	< 10 U	< 10 U	< 10 U	< 10 U	< 10 U	< 10 U	< 10 U
2,2'-oxybis(1-Chloropropane)	108-60-1	NL	< 10 U	< 10 U	< 10 U	< 10 U	< 10 U	< 10 U	< 10 U	< 10 U	< 10 U	< 10 U	< 10 U
2,3,4,6-Tetrachlorophenol	58-90-2	NL	< 10 U	< 10 U	< 10 U	< 10 U	< 10 U	< 10 U	< 10 U	< 10 U	< 10 U	< 10 U	< 10 U
2,4,5-Trichlorophenol	95-95-4	NL	< 10 U	< 10 U	< 10 U	< 10 U	< 10 U	< 10 U	< 10 U	< 10 U	< 10 U	< 10 U	< 10 U
2,4,6-Trichlorophenol	88-06-2	NL	< 10 U	< 10 U	< 10 U	< 10 U	< 10 U	< 10 U	< 10 U	< 10 U	< 10 U	< 10 U	< 10 U
2,4-Dichlorophenol	120-83-2	5	< 10 U	< 10 U	< 10 U	< 10 U	< 10 U	< 10 U	< 10 U	< 10 U	< 10 U	< 10 U	< 10 U
2,4-Dimethylphenol	105-67-9	50	< 10 U	< 10 U	< 10 U	< 10 U	< 10 U	< 10 U	< 10 U	< 10 U	< 10 U	< 10 U	< 10 U
2,4-Dinitrophenol	51-28-5	10	< 20 U	< 20 U	< 20 U	< 20 U	< 20 U	< 20 U	< 20 U	< 20 U	< 20 U	< 20 U	< 20 U
2,4-Dinitrotoluene	121-14-2	5	< 2.0 U	< 2.0 U	< 2.0 U	< 2.0 U	< 2.0 U	< 2.0 U	< 2.0 U	< 2.0 U	< 2.0 U	< 2.0 U	< 2.0 U
2,6-Dinitrotoluene	606-20-2	5	< 2.0 U	< 2.0 U	< 2.0 U	< 2.0 U	< 2.0 U	< 2.0 U	< 2.0 U	< 2.0 U	< 2.0 U	< 2.0 U	< 2.0 U
2-Chloronaphthalene	91-58-7	10	< 10 U	< 10 U	< 10 U	< 10 U	< 10 U	< 10 U	< 10 U	< 10 U	< 10 U	< 10 U	< 10 U
2-Chlorophenol	95-57-8	NL	< 10 U	< 10 U	< 10 U	< 10 U	< 10 U	< 10 U	< 10 U	< 10 U	< 10 U	< 10 U	< 10 U
2-Methylphenol	95-48-7	NL	< 10 U	< 10 U	< 10 U	< 10 U	< 10 U	< 10 U	< 10 U	< 10 U	< 10 U	< 10 U	< 10 U
2-Nitroaniline	88-74-4	5	< 10 U	< 10 U	< 10 U	< 10 U	< 10 U	< 10 U	< 10 U	< 10 U	< 10 U	< 10 U	< 10 U
2-Nitrophenol	88-75-5	NL	< 10 U	< 10 U	< 10 U	< 10 U	< 10 U	< 10 U	< 10 U	< 10 U	< 10 U	< 10 U	< 10 U
3,3'-Dichlorobenzidine	91-94-1	5	< 10 U	< 10 U	< 10 U	< 10 U	< 10 U	< 10 U	< 10 U	< 10 U	< 10 U	< 10 U	< 10 U
3-Nitroaniline	99-09-2	5	< 10 U	< 10 U	< 10 U	< 10 U	< 10 U	< 10 U	< 10 U	< 10 U	< 10 U	< 10 U	< 10 U
4,6-Dinitro-2-methylphenol	534-52-1	NL	< 20 U	< 20 U	< 20 U	< 20 U	< 20 U	< 20 U	< 20 U	< 20 U	< 20 U	< 20 U	< 20 U
4-Bromophenyl phenyl ether	101-55-3	NL	< 10 U	< 10 U	< 10 U	< 10 U	< 10 U	< 10 U	< 10 U	< 10 U	< 10 U	< 10 U	< 10 U
4-Chloro-3-methylphenol	59-50-7	NL	< 10 U	< 10 U	< 10 U	< 10 U	< 10 U	< 10 U	< 10 U	< 10 U	< 10 U	< 10 U	< 10 U
4-Chloroaniline	106-47-8	5	< 10 U	< 10 U	< 10 U	< 10 U	< 10 U	< 10 U	< 10 U	< 10 U	< 10 U	< 10 U	< 10 U
4-Chlorophenyl phenyl ether	7005-72-3	NL	< 10 U	< 10 U	< 10 U	< 10 U	< 10 U	< 10 U	< 10 U	< 10 U	< 10 U	< 10 U	< 10 U
4-Methylphenol	106-44-5	NL	< 10 U	< 10 U	< 10 U	< 10 U	< 10 U	< 10 U	< 10 U	< 10 U	< 10 U	< 10 U	< 10 U
4-Nitroaniline	100-01-6	5	< 10 U	< 10 U	< 10 U	< 10 U	< 10 U	< 10 U	< 10 U	< 10 U	< 10 U	< 10 U	< 10 U
4-Nitrophenol	100-02-7	NL	< 20 U	< 20 U	< 20 U	< 20 U	< 20 U	< 20 U	< 20 U	< 20 U	< 20 U	< 20 U	< 20 U
Acetophenone	98-86-2	NL	< 10 U	< 10 U	< 10 U	< 10 U	< 10 U	< 10 U	< 10 U	< 10 U	< 10 U	< 10 U	< 10 U
Atrazine	1912-24-9	7.5	< 2.0 UJ	< 2.0 UJ	< 2.0 UJ	< 2.0 UJ	< 2.0 UJ	< 2.0 U	< 2.0 UJ	< 2.0 U	< 2.0 U	< 2.0 UJ	< 2.0 U
Benzaldehyde	100-52-7	NL	< 10 UJ	< 10 UJ	< 10 UJ	< 10 UJ	< 10 UJ	< 10 UJ	< 10 UJ	< 10 U	< 10 U	< 10 UJ	< 10 U
bis(2-Chloroethoxy)methane	111-91-1	5	< 10 U	< 10 U	< 10 U	< 10 U	< 10 U	< 10 U	< 10 U	< 10 U	< 10 U	< 10 U	< 10 U
bis(2-Chloroethyl) ether	111-44-4	1	< 1.0 U	< 1.0 U	< 1.0 U	< 1.0 U	< 1.0 U	< 1.0 U	< 1.0 U	< 1.0 U	< 1.0 U	< 1.0 U	< 1.0 U
bis(2-Ethylhexyl) phthalate	117-81-7	5	< 2.0 U	< 2.0 U	< 2.0 U	< 2.0 U	< 2.0 U	< 2.0 U	< 2.0 U	< 2.0 U	< 2.0 U	< 2.0 U	< 2.0 U
Butyl benzyl phthalate	85-68-7	50	< 10 U	< 10 U	< 10 U	< 10 U	< 10 U	< 10 U	< 10 U	< 10 U	< 10 U	< 10 U	< 10 U
Caprolactam	105-60-2	NL	< 10 U	< 10 U	< 10 U	< 10 U	< 10 U	< 10 U	< 10 U	< 10 U	< 10 U	< 10 U	< 10 U
Carbazole	86-74-8	NL	< 10 U	< 10 U	< 10 U	< 10 U	< 10 U	< 10 U	< 10 U	< 10 U	< 10 U	< 10 U	< 10 U
Dibenzofuran	132-64-9	NL	< 10 U	< 10 U	< 10 U	< 10 U	< 10 U	< 10 U	< 10 U	< 10 U	< 10 U	< 10 U	< 10 U
Diethyl phthalate	84-66-2	50	< 10 U	< 10 U	< 10 U	< 10 U	< 10 U	< 10 U	< 10 U	< 10 U	< 10 U	< 10 U	< 10 U

Table 2
Summary of Groundwater Analytical Results (June 2020)
National Grid Inwood Former Holder Site
Inwood, NY

AECOM

Location ID Sample Date Sample ID SDG	CAS #	NYSDEC Groundwater Guidance or Standard Value	GW-01 6/10/2020 DUP061020A 4602110481	GW-01 6/10/2020 GW-1-061020 4602110481	GW-02 6/11/2020 GW-2-061120 4602110481	GW-03 6/10/2020 GW-3-061020 4602110481	GW-05 6/11/2020 GW-5-061120 4602110481	GW-06R 6/5/2020 GW-6R-060520 4602105381	GW-07 6/11/2020 GW-7-061120 4602110481	GW-08 6/9/2020 GW-8-060920 4602107381	GW-10-R[a] 6/9/2020 GW-10-060920 4602107381	GW-11 6/11/2020 GW-11-061120 4602110481	GW-12 6/5/2020 GW-12-060520 4602105381
SVOCs (ug/l) (cont)													
Dimethyl phthalate	131-11-3	50	< 10 U	< 10 U	< 10 U	< 10 U	< 10 U	< 10 U	< 10 U	< 10 U	< 10 U	< 10 U	< 10 U
Di-n-butyl phthalate	84-74-2	50	< 10 U	< 10 U	< 10 U	< 10 U	< 10 U	< 10 U	< 10 U	< 10 U	< 10 U	< 10 U	< 10 U
Di-n-octyl phthalate	117-84-0	50	< 10 U	< 10 U	< 10 U	< 10 U	< 10 U	< 10 U	< 10 U	< 10 U	< 10 U	< 10 U	< 10 U
Hexachlorobenzene	118-74-1	0.04	< 1.0 U	< 1.0 U	< 1.0 U	< 1.0 U	< 1.0 U	< 1.0 U	< 1.0 U	< 1.0 U	< 1.0 U	< 1.0 U	< 1.0 U
Hexachlorobutadiene	87-68-3	0.5	< 1.0 U	< 1.0 U	< 1.0 U	< 1.0 U	< 1.0 U	< 1.0 U	< 1.0 U	< 1.0 U	< 1.0 U	< 1.0 U	< 1.0 U
Hexachlorocyclopentadiene	77-47-4	5	< 10 U	< 10 U	< 10 U	< 10 U	< 10 U	< 10 U	< 10 U	< 10 U	< 10 U	< 10 U	< 10 U
Hexachloroethane	67-72-1	5	< 2.0 U	< 2.0 U	< 2.0 U	< 2.0 U	< 2.0 U	< 2.0 U	< 2.0 U	< 2.0 U	< 2.0 U	< 2.0 U	< 2.0 U
Isophorone	78-59-1	50	< 10 U	< 10 U	< 10 U	< 10 U	< 10 U	< 10 U	< 10 U	< 10 U	< 10 U	< 10 U	< 10 U
Nitrobenzene	98-95-3	0.4	< 1.0 U	< 1.0 U	< 1.0 U	< 1.0 U	< 1.0 U	< 1.0 U	< 1.0 U	< 1.0 U	< 1.0 U	< 1.0 U	< 1.0 U
N-Nitrosodi-n-propylamine	621-64-7	NL	< 1.0 U	< 1.0 U	< 1.0 U	< 1.0 U	< 1.0 U	< 1.0 U	< 1.0 U	< 1.0 U	< 1.0 U	< 1.0 U	< 1.0 U
N-Nitrosodiphenylamine	86-30-6	50	< 10 U	< 10 U	< 10 U	< 10 U	< 10 U	< 10 U	< 10 U	< 10 U	< 10 U	< 10 U	< 10 U
Pentachlorophenol	87-86-5	1	< 20 U	< 20 U	< 20 U	< 20 U	< 20 U	< 20 U	< 20 U	< 20 U	< 20 U	< 20 U	< 20 U
Phenol	108-95-2	1	< 10 U	< 10 U	< 10 U	< 10 U	< 10 U	< 10 U	< 10 U	< 10 U	< 10 U	< 10 U	< 10 U
Total SVOCs		NL	ND	ND	ND	ND	ND	ND	ND	ND	ND	**5.55**	ND
Metals (ug/l)													
Arsenic	7440-38-2	25	**52.2 J+**	**47.0 J+**	**25.2 J+**	**74.2 J+**	**54.0 J+**	**344**	**93.0**	< 15.0 U	< 15.0 U	< 15.0 U	**7.6 J**
Barium	7440-39-3	1000	**46.9 J**	**47.7 J**	**28.3 J**	**101 J**	**37.6 J**	**67.8 J**	**124 J**	< 200 U	**46.6 J**	< 200 U	**90.5 J**
Cadmium	7440-43-9	5	< 4.0 U	< 4.0 U	< 4.0 U	**2.6 J**	< 4.0 U	< 4.0 U	< 4.0 U	< 4.0 U	< 4.0 U	< 4.0 U	**0.93 J**
Chromium	7440-47-3	50	< 10.0 U	< 10.0 U	< 10.0 U	< 10.0 U	< 10.0 U	< 10.0 U	< 10.0 U	< 10.0 U	< 10.0 U	< 10.0 U	< 10.0 U
Lead	7439-92-1	25	< 10.0 U	< 10.0 U	< 10.0 U	< 10.0 U	< 10.0 U	< 10.0 U	**2.4 J**	< 10.0 U	< 10.0 U	< 10.0 U	< 10.0 U
Mercury	7439-97-6	0.7	< 0.20 U	< 0.20 U	< 0.20 U	< 0.20 U	< 0.20 U	< 0.20 U	< 0.20 U	< 0.20 U	< 0.20 U	< 0.20 U	< 0.20 U
Selenium	7782-49-2	10	< 20.0 U	< 20.0 U	< 20.0 U	< 20.0 U	**7.5 J**	**38.1 J+**	< 20.0 U	**22.8**	< 20.0 U	**5.9 J**	< 20.0 U
Silver	7440-22-4	50	< 10.0 U	< 10.0 U	< 10.0 U	< 10.0 U	< 10.0 U	**8.0 J**	< 10.0 U	< 10.0 U	< 10.0 U	< 10.0 U	< 10.0 U
Cyanide (ug/l)													
Cyanide, Free	57-12-5-FREE	NL	< 5.0 U	< 5.0 U	< 5.0 U	< 5.0 UJ	< 5.0 U	< 5.0 U	< 5.0 U	< 5.0 U	< 5.0 U	**1.9 J**	< 5.0 U

Notes:
SDG = Sample Delivery Group
[a] Well replaced during the May 2020 well redevelopment activities
J = The associated numerical value is an estimated quantity
J+ = The associated numerical value is a high estimated quantity
U = The material was analyzed for but not detected at, or above, the reporting
UJ - The associated numerical value is estimated between the method
BTEX = Benzene, Toluene, Ethylbenzene, Xylene
PAH = Polycyclic Aromatic Hydrocarbons
ug/L - Micrograms per Liter
mg/L - Milligrams per Liter
Gray highlighted cells indicates the analyte exceeded PART 375-NYSDEC Groundwater Guidance or Standard Value
Italicized highlighted cells indicates the analyte exceeded PART 375-NYSDEC Surface Water Guidance or Standard Value
Bold indicates the analyte detected at a concentration greater than the MDL.
NL = Not Listed
ND = No detected compoundes in suite

Table 2
Summary of Groundwater Analytical Results (June 2020)
National Grid Inwood Former Holder Site
Inwood, NY

AECOM

Location ID Sample Date Sample ID SDG	CAS #	NYSDEC Groundwater Guidance or Standard Value	GW-13 6/8/2020 GW-13-060820 4602107381	GW-14-R[a] 6/8/2020 GW-14-060820 4602107381	GW-15 6/4/2020 GW-15-060420 4602105381	MW-01D 6/10/2020 MW-1D-061020 4602110481	MW-01I 6/10/2020 MW-1I-061020 4602110481	MW-03I 6/10/2020 MW-3I-061020 4602110481	MW-04I 6/8/2020 MW-4I-060820 4602107381	MW-04S 6/8/2020 MW-4S-060820 4602107381	MW-05D 6/11/2020 MW-5D-061120 4602110481	MW-05I 6/11/2020 MW-5I-061120 4602110481	MW-08I 6/9/2020 MW-8I-060920 4602107381
BTEX (ug/l)													
Benzene	71-43-2	1	< 1.0 U	< 1.0 U	< 1.0 U	**99**	**420**	< 1.0 U	< 1.0 U	< 1.0 U	**25**	**87**	< 1.0 U
Ethylbenzene	100-41-4	5	< 1.0 U	< 1.0 U	< 1.0 U	**6.8**	**160**	< 1.0 U	< 1.0 U	< 1.0 U	< 1.0 U	**27**	< 1.0 U
m+p-Xylene	1330-20-7-M,P	NL	< 1.0 U	< 1.0 U	< 1.0 U	**1.3**	**6.1**	< 1.0 U	< 1.0 U	**0.54 J**	< 1.0 U	**6.8**	< 1.0 U
o-Xylene	95-47-6	NL	< 1.0 U	< 1.0 U	< 1.0 U	**1.9**	**56**	< 1.0 U	< 1.0 U	< 1.0 U	< 1.0 U	**43**	< 1.0 U
Toluene	108-88-3	5	< 1.0 U	< 1.0 U	< 1.0 U	< 1.0 U	**1.7**	< 1.0 U	< 1.0 U	**0.47 J**	< 1.0 U	**0.38 J**	< 1.0 U
Total BTEX		NL	ND	ND	ND	**109**	**643.8**	ND	ND	**1.01**	**25**	**164.18**	ND
VOCs (ug/l)													
1,1,1-Trichloroethane	71-55-6	5	< 1.0 U	< 1.0 U	< 1.0 U	< 1.0 U	**0.30 J**	< 1.0 U	< 1.0 U	< 1.0 U	< 1.0 U	< 1.0 U	< 1.0 U
1,1,2,2-Tetrachloroethane	79-34-5	5	< 1.0 U	< 1.0 U	< 1.0 U	< 1.0 U	< 1.0 U	< 1.0 U	< 1.0 U	< 1.0 U	< 1.0 U	< 1.0 U	< 1.0 U
1,1,2-Trichloro-1,2,2-trifluoroethane	76-13-1	5	< 1.0 U	< 1.0 U	< 1.0 U	< 1.0 U	< 1.0 U	< 1.0 U	< 1.0 U	< 1.0 U	< 1.0 U	< 1.0 U	< 1.0 U
1,1,2-Trichloroethane	79-00-5	1	< 1.0 U	< 1.0 U	< 1.0 U	< 1.0 U	< 1.0 U	< 1.0 U	< 1.0 U	< 1.0 U	< 1.0 U	< 1.0 U	< 1.0 U
1,1-Dichloroethane	75-34-3	5	< 1.0 U	< 1.0 U	< 1.0 U	< 1.0 U	< 1.0 U	< 1.0 U	< 1.0 U	< 1.0 U	< 1.0 U	< 1.0 U	< 1.0 U
1,1-Dichloroethene	75-35-4	5	< 1.0 U	< 1.0 U	< 1.0 U	< 1.0 U	< 1.0 U	< 1.0 U	< 1.0 U	< 1.0 U	< 1.0 U	< 1.0 U	< 1.0 U
1,2,3-Trichlorobenzene	87-61-6	5	< 1.0 U	< 1.0 U	< 1.0 U	< 1.0 U	< 1.0 U	< 1.0 U	< 1.0 U	< 1.0 U	< 1.0 U	< 1.0 U	< 1.0 U
1,2,4-Trichlorobenzene	120-82-1	5	< 1.0 U	< 1.0 U	< 1.0 U	< 1.0 U	< 1.0 U	< 1.0 U	< 1.0 U	< 1.0 U	< 1.0 U	< 1.0 U	< 1.0 U
1,2-Dibromo-3-chloropropane	96-12-8	0.04	< 1.0 U	< 1.0 U	< 1.0 U	< 1.0 U	< 1.0 U	< 1.0 U	< 1.0 U	< 1.0 U	< 1.0 U	< 1.0 U	< 1.0 U
1,2-Dibromoethane	106-93-4	0.0006	< 1.0 U	< 1.0 U	< 1.0 U	< 1.0 U	< 1.0 U	< 1.0 U	< 1.0 U	< 1.0 U	< 1.0 U	< 1.0 U	< 1.0 U
1,2-Dichlorobenzene	95-50-1	3	< 1.0 U	< 1.0 U	< 1.0 U	< 1.0 U	< 1.0 U	< 1.0 U	< 1.0 U	< 1.0 U	< 1.0 U	< 1.0 U	< 1.0 U
1,2-Dichloroethane	107-06-2	0.6	< 1.0 U	< 1.0 U	< 1.0 U	< 1.0 U	< 1.0 U	< 1.0 U	< 1.0 U	< 1.0 U	< 1.0 U	< 1.0 U	< 1.0 U
1,2-Dichloropropane	78-87-5	1	< 1.0 U	< 1.0 U	< 1.0 U	< 1.0 U	< 1.0 U	< 1.0 U	< 1.0 U	< 1.0 U	< 1.0 U	< 1.0 U	< 1.0 U
1,3-Dichlorobenzene	541-73-1	3	< 1.0 U	< 1.0 U	< 1.0 U	< 1.0 U	< 1.0 U	< 1.0 U	< 1.0 U	< 1.0 U	< 1.0 U	< 1.0 U	< 1.0 U
1,4-Dichlorobenzene	106-46-7	3	< 1.0 U	< 1.0 U	< 1.0 U	< 1.0 U	< 1.0 U	< 1.0 U	< 1.0 U	< 1.0 U	< 1.0 U	< 1.0 U	< 1.0 U
1,4-Dioxane	123-91-1	NL	< 50 U	< 50 U	< 50 U	< 50 U	< 50 U	< 50 U	< 50 U	< 50 U	< 50 U	< 50 U	< 50 U
2-Butanone	78-93-3	50	< 5.0 U	< 5.0 U	< 5.0 U	< 5.0 U	< 5.0 U	< 5.0 U	< 5.0 U	< 5.0 U	< 5.0 U	< 5.0 U	< 5.0 U
2-Hexanone	591-78-6	50	< 5.0 U	< 5.0 U	< 5.0 U	< 5.0 U	< 5.0 U	< 5.0 U	< 5.0 U	< 5.0 U	< 5.0 U	< 5.0 U	< 5.0 U
4-Methyl-2-pentanone	108-10-1	NL	< 5.0 U	< 5.0 U	< 5.0 U	< 5.0 U	< 5.0 U	< 5.0 U	< 5.0 U	< 5.0 U	< 5.0 U	< 5.0 U	< 5.0 U
Acetone	67-64-1	50	< 5.0 U	< 5.0 U	< 5.0 U	< 5.0 U	< 5.0 U	< 5.0 U	< 5.0 U	**21 J+**	< 5.0 U	< 5.0 U	< 5.0 U
Bromochloromethane	74-97-5	5	< 1.0 U	< 1.0 U	< 1.0 U	< 1.0 U	< 1.0 U	< 1.0 U	< 1.0 U	< 1.0 U	< 1.0 U	< 1.0 U	< 1.0 U
Bromodichloromethane	75-27-4	50	< 1.0 U	< 1.0 U	< 1.0 U	< 1.0 U	< 1.0 U	< 1.0 U	< 1.0 U	< 1.0 U	< 1.0 U	< 1.0 U	< 1.0 U
Bromoform	75-25-2	50	< 1.0 U	< 1.0 U	< 1.0 U	< 1.0 U	< 1.0 U	< 1.0 U	< 1.0 U	< 1.0 U	< 1.0 U	< 1.0 U	< 1.0 U
Bromomethane	74-83-9	5	< 1.0 U	< 1.0 U	< 1.0 U	< 1.0 U	< 1.0 U	< 1.0 U	< 1.0 U	< 1.0 U	< 1.0 U	< 1.0 U	< 1.0 U
Carbon disulfide	75-15-0	NL	< 1.0 U	< 1.0 U	< 1.0 U	< 1.0 U	< 1.0 U	< 1.0 U	< 1.0 U	< 1.0 U	< 1.0 U	< 1.0 U	< 1.0 U
Carbon tetrachloride	56-23-5	5	< 1.0 U	< 1.0 U	< 1.0 U	< 1.0 U	< 1.0 U	< 1.0 U	< 1.0 U	< 1.0 U	< 1.0 U	< 1.0 U	< 1.0 U
Chlorobenzene	108-90-7	5	< 1.0 U	< 1.0 U	< 1.0 U	< 1.0 U	< 1.0 U	< 1.0 U	< 1.0 U	< 1.0 U	< 1.0 U	< 1.0 U	< 1.0 U
Chloroethane	75-00-3	5	< 1.0 U	< 1.0 U	< 1.0 U	< 1.0 U	< 1.0 U	< 1.0 U	< 1.0 U	< 1.0 U	< 1.0 U	< 1.0 U	< 1.0 U
Chloroform	67-66-3	7	< 1.0 U	< 1.0 U	< 1.0 U	< 1.0 U	< 1.0 U	< 1.0 U	< 1.0 U	< 1.0 U	< 1.0 U	< 1.0 U	< 1.0 U
Chloromethane	74-87-3	5	< 1.0 U	< 1.0 U	< 1.0 U	< 1.0 U	< 1.0 U	< 1.0 U	< 1.0 U	< 1.0 U	< 1.0 U	< 1.0 U	< 1.0 U
cis-1,2-Dichloroethene	156-59-2	5	< 1.0 U	< 1.0 U	< 1.0 U	**0.64 J**	< 1.0 U	**7.8**	< 1.0 U	< 1.0 U	**0.27 J**	< 1.0 U	< 1.0 U
cis-1,3-Dichloropropene	10061-01-5	0.4	< 1.0 U	< 1.0 U	< 1.0 U	< 1.0 U	< 1.0 U	< 1.0 U	< 1.0 U	< 1.0 U	< 1.0 U	< 1.0 U	< 1.0 U
Cyclohexane	110-82-7	NL	< 1.0 U	< 1.0 U	< 1.0 U	< 1.0 U	< 1.0 U	< 1.0 U	< 1.0 U	< 1.0 U	< 1.0 U	< 1.0 U	< 1.0 U
Dibromochloromethane	124-48-1	50	< 1.0 U	< 1.0 U	< 1.0 U	< 1.0 U	< 1.0 U	< 1.0 U	< 1.0 U	< 1.0 U	< 1.0 U	< 1.0 U	< 1.0 U
Dichlorodifluoromethane	75-71-8	5	< 1.0 U	< 1.0 U	< 1.0 U	< 1.0 U	< 1.0 U	< 1.0 U	< 1.0 U	< 1.0 U	< 1.0 U	< 1.0 U	< 1.0 U
Isopropylbenzene	98-82-8	5	< 1.0 U	< 1.0 U	< 1.0 U	**1.1**	**5.8**	< 1.0 U	< 1.0 U	< 1.0 U	< 1.0 U	**5.6**	< 1.0 U
Methyl acetate	79-20-9	NL	< 5.0 U	< 5.0 U	< 5.0 U	< 5.0 U	< 5.0 U	< 5.0 U	< 5.0 U	< 5.0 U	< 5.0 U	< 5.0 U	< 5.0 U
Methyl tert-butyl ether	1634-04-4	NL	**0.47 J**	**2.1**	< 1.0 U	< 1.0 U	< 1.0 U	**6.7**	< 1.0 U	< 1.0 U	< 1.0 U	< 1.0 U	< 1.0 U
Methylcyclohexane	108-87-2	NL	< 1.0 U	< 1.0 U	< 1.0 U	< 1.0 U	< 1.0 U	< 1.0 U	< 1.0 U	< 1.0 U	< 1.0 U	< 1.0 U	< 1.0 U
Methylene chloride	75-09-2	5	< 1.0 U	< 1.0 U	< 1.0 U	< 1.0 U	**0.58 J**	< 1.0 U	< 1.0 U	< 1.0 U	< 1.0 U	< 1.0 U	< 1.0 U
Styrene	100-42-5	5	< 1.0 U	< 1.0 U	< 1.0 U	< 1.0 U	< 1.0 U	< 1.0 U	< 1.0 U	< 1.0 U	< 1.0 U	< 1.0 U	< 1.0 U
Tetrachloroethene	127-18-4	5	< 1.0 U	< 1.0 U	< 1.0 U	< 1.0 U	< 1.0 U	**2.7**	< 1.0 U	< 1.0 U	< 1.0 U	< 1.0 U	< 1.0 U
trans-1,2-Dichloroethene	156-60-5	5	< 1.0 U	< 1.0 U	< 1.0 U	< 1.0 U	< 1.0 U	< 1.0 U	< 1.0 U	< 1.0 U	< 1.0 U	< 1.0 U	< 1.0 U
trans-1,3-Dichloropropene	10061-02-6	0.4	< 1.0 U	< 1.0 U	< 1.0 U	< 1.0 U	< 1.0 U	< 1.0 U	< 1.0 U	< 1.0 U	< 1.0 U	< 1.0 U	< 1.0 U
Trichloroethene	79-01-6	5	< 1.0 U	< 1.0 U	< 1.0 U	< 1.0 U	< 1.0 U	**6.1**	< 1.0 U	< 1.0 U	< 1.0 U	< 1.0 U	< 1.0 U
Trichlorofluoromethane	75-69-4	5	< 1.0 U	< 1.0 U	< 1.0 U	< 1.0 U	< 1.0 U	< 1.0 U	< 1.0 U	< 1.0 U	< 1.0 U	< 1.0 U	< 1.0 U
Vinyl chloride	75-01-4	2	< 1.0 U	< 1.0 U	< 1.0 U	< 1.0 U	< 1.0 U	< 1.0 U	< 1.0 U	< 1.0 U	< 1.0 U	< 1.0 U	< 1.0 U
Total VOCs		NL	**0.47**	**2.1**	ND	**110.74**	**650.48**	**23.3**	ND	**22.01**	**25.27**	**169.78**	ND

Table 2
Summary of Groundwater Analytical Results (June 2020)
National Grid Inwood Former Holder Site
Inwood, NY

AECOM

Location ID Sample Date Sample ID SDG	CAS #	NYSDEC Groundwater Guidance or Standard Value	GW-13 6/8/2020 GW-13-060820 4602107381	GW-14-R[a] 6/8/2020 GW-14-060820 4602107381	GW-15 6/4/2020 GW-15-060420 4602105381	MW-01D 6/10/2020 MW-1D-061020 4602110481	MW-01I 6/10/2020 MW-1I-061020 4602110481	MW-03I 6/10/2020 MW-3I-061020 4602110481	MW-04I 6/8/2020 MW-4I-060820 4602107381	MW-04S 6/8/2020 MW-4S-060820 4602107381	MW-05D 6/11/2020 MW-5D-061120 4602110481	MW-05I 6/11/2020 MW-5I-061120 4602110481	MW-08I 6/9/2020 MW-8I-060920 4602107381
PAHs (ug/l)													
2-Methylnaphthalene	91-57-6	NL	< 10 U	< 10 U	< 10 U	< 10 U	< 10 U	< 10 U	< 10 U	< 10 U	< 10 U	**22**	< 10 U
Acenaphthene	83-32-9	20	< 10 U	< 10 U	< 10 U	< 10 U	**3.3 J**	< 10 U	< 10 U	< 10 U	< 10 U	**5.7 J**	< 10 U
Acenaphthylene	208-96-8	NL	< 10 U	< 10 U	< 10 U	< 10 U	< 10 U	< 10 U	< 10 U	< 10 U	< 10 U	< 10 U	< 10 U
Anthracene	120-12-7	50	< 10 U	< 10 U	< 10 U	< 10 U	< 10 U	< 10 U	< 10 U	< 10 U	< 10 U	< 10 U	< 10 U
Benzo(a)anthracene	56-55-3	0.002	< 1.0 U	< 1.0 U	< 1.0 U	< 1.0 U	< 1.0 U	< 1.0 U	< 1.0 U	< 1.0 U	< 1.0 U	< 1.0 U	< 1.0 U
Benzo(a)pyrene	50-32-8	NL	< 1.0 U	< 1.0 U	< 1.0 U	< 1.0 U	< 1.0 U	< 1.0 U	< 1.0 U	< 1.0 U	< 1.0 U	< 1.0 U	< 1.0 U
Benzo(b)fluoranthene	205-99-2	0.002	< 2.0 U	< 2.0 U	< 2.0 U	< 2.0 U	< 2.0 U	< 2.0 U	< 2.0 U	< 2.0 U	< 2.0 U	< 2.0 U	< 2.0 U
Benzo(ghi)perylene	191-24-2	NL	< 10 U	< 10 U	< 10 U	< 10 U	< 10 U	< 10 U	< 10 U	< 10 U	< 10 U	< 10 U	< 10 U
Benzo(k)fluoranthene	207-08-9	0.002	< 1.0 U	< 1.0 U	< 1.0 U	< 1.0 U	< 1.0 U	< 1.0 U	< 1.0 U	< 1.0 U	< 1.0 U	< 1.0 U	< 1.0 U
Chrysene	218-01-9	0.002	< 2.0 U	< 2.0 U	< 2.0 U	< 2.0 U	< 2.0 U	< 2.0 U	< 2.0 U	< 2.0 U	< 2.0 U	< 2.0 U	< 2.0 U
Dibenz(a,h)anthracene	53-70-3	NL	< 1.0 U	< 1.0 U	< 1.0 U	< 1.0 U	< 1.0 U	< 1.0 U	< 1.0 U	< 1.0 U	< 1.0 U	< 1.0 U	< 1.0 U
Fluoranthene	206-44-0	50	< 10 U	< 10 U	< 10 U	< 10 U	< 10 U	< 10 U	< 10 U	< 10 U	< 10 U	< 10 U	< 10 U
Fluorene	86-73-7	50	< 10 U	< 10 U	< 10 U	< 10 U	**1.6 J**	< 10 U	< 10 U	< 10 U	< 10 U	< 10 U	< 10 U
Indeno(1,2,3-cd)pyrene	193-39-5	0.002	< 2.0 U	< 2.0 U	< 2.0 U	< 2.0 U	< 2.0 U	< 2.0 U	< 2.0 U	< 2.0 U	< 2.0 U	< 2.0 U	< 2.0 U
Naphthalene	91-20-3	10	< 2.0 U	< 2.0 U	< 2.0 U	< 2.0 U	< 2.0 U	< 2.0 U	< 2.0 U	**1.5 J**	< 2.0 U	**190**	< 2.0 U
Phenanthrene	85-01-8	50	< 10 U	< 10 U	< 10 U	< 10 U	< 10 U	< 10 U	< 10 U	< 10 U	< 10 U	**0.73 J**	< 10 U
Pyrene	129-00-0	50	< 10 U	< 10 U	< 10 U	< 10 U	< 10 U	< 10 U	< 10 U	< 10 U	< 10 U	< 10 U	< 10 U
Total PAHs		NL	ND	ND	ND	ND	**4.9**	ND	ND	**1.5**	ND	**218.43**	ND
SVOCs (ug/l)													
1,1'-Biphenyl	92-52-4	5	< 10 U	< 10 U	< 10 U	< 10 U	< 10 U	< 10 U	< 10 U	< 10 U	< 10 U	< 10 U	< 10 U
1,2,4,5-TETRACHLOROBENZENE	95-94-3	5	< 10 U	< 10 U	< 10 U	< 10 U	< 10 U	< 10 U	< 10 U	< 10 U	< 10 U	< 10 U	< 10 U
2,2'-oxybis(1-Chloropropane)	108-60-1	NL	< 10 U	< 10 U	< 10 U	< 10 U	< 10 U	< 10 U	< 10 U	< 10 U	< 10 U	< 10 U	< 10 U
2,3,4,6-Tetrachlorophenol	58-90-2	NL	< 10 U	< 10 U	< 10 U	< 10 U	< 10 U	< 10 U	< 10 U	< 10 U	< 10 U	< 10 U	< 10 U
2,4,5-Trichlorophenol	95-95-4	NL	< 10 U	< 10 U	< 10 U	< 10 U	< 10 U	< 10 U	< 10 U	< 10 U	< 10 U	< 10 U	< 10 U
2,4,6-Trichlorophenol	88-06-2	NL	< 10 U	< 10 U	< 10 U	< 10 U	< 10 U	< 10 U	< 10 U	< 10 U	< 10 U	< 10 U	< 10 U
2,4-Dichlorophenol	120-83-2	5	< 10 U	< 10 U	< 10 U	< 10 U	< 10 U	< 10 U	< 10 U	< 10 U	< 10 U	< 10 U	< 10 U
2,4-Dimethylphenol	105-67-9	50	< 10 U	< 10 U	< 10 U	< 10 U	< 10 U	< 10 U	< 10 U	< 10 U	< 10 U	< 10 U	< 10 U
2,4-Dinitrophenol	51-28-5	10	< 20 U	< 20 U	< 20 U	< 20 U	< 20 U	< 20 U	< 20 U	< 20 U	< 20 U	< 20 U	< 20 U
2,4-Dinitrotoluene	121-14-2	5	< 2.0 U	< 2.0 U	< 2.0 U	< 2.0 U	< 2.0 U	< 2.0 U	< 2.0 U	< 2.0 U	< 2.0 U	< 2.0 U	< 2.0 U
2,6-Dinitrotoluene	606-20-2	5	< 2.0 U	< 2.0 U	< 2.0 U	< 2.0 U	< 2.0 U	< 2.0 U	< 2.0 U	< 2.0 U	< 2.0 U	< 2.0 U	< 2.0 U
2-Chloronaphthalene	91-58-7	10	< 10 U	< 10 U	< 10 U	< 10 U	< 10 U	< 10 U	< 10 U	< 10 U	< 10 U	< 10 U	< 10 U
2-Chlorophenol	95-57-8	NL	< 10 U	< 10 U	< 10 U	< 10 U	< 10 U	< 10 U	< 10 U	< 10 U	< 10 U	< 10 U	< 10 U
2-Methylphenol	95-48-7	NL	< 10 U	< 10 U	< 10 U	< 10 U	< 10 U	< 10 U	< 10 U	< 10 U	< 10 U	< 10 U	< 10 U
2-Nitroaniline	88-74-4	5	< 10 U	< 10 U	< 10 U	< 10 U	< 10 U	< 10 U	< 10 U	< 10 U	< 10 U	< 10 U	< 10 U
2-Nitrophenol	88-75-5	NL	< 10 U	< 10 U	< 10 U	< 10 U	< 10 U	< 10 U	< 10 U	< 10 U	< 10 U	< 10 U	< 10 U
3,3'-Dichlorobenzidine	91-94-1	5	< 10 U	< 10 U	< 10 U	< 10 U	< 10 U	< 10 U	< 10 U	< 10 U	< 10 U	< 10 U	< 10 U
3-Nitroaniline	99-09-2	5	< 10 U	< 10 U	< 10 U	< 10 U	< 10 U	< 10 U	< 10 U	< 10 U	< 10 U	< 10 U	< 10 U
4,6-Dinitro-2-methylphenol	534-52-1	NL	< 20 U	< 20 U	< 20 U	< 20 U	< 20 U	< 20 U	< 20 U	< 20 U	< 20 U	< 20 U	< 20 U
4-Bromophenyl phenyl ether	101-55-3	NL	< 10 U	< 10 U	< 10 U	< 10 U	< 10 U	< 10 U	< 10 U	< 10 U	< 10 U	< 10 U	< 10 U
4-Chloro-3-methylphenol	59-50-7	NL	< 10 U	< 10 U	< 10 U	< 10 U	< 10 U	< 10 U	< 10 U	< 10 U	< 10 U	< 10 U	< 10 U
4-Chloroaniline	106-47-8	5	< 10 U	< 10 U	< 10 U	< 10 U	< 10 U	< 10 U	< 10 U	< 10 U	< 10 U	< 10 U	< 10 U
4-Chlorophenyl phenyl ether	7005-72-3	NL	< 10 U	< 10 U	< 10 U	< 10 U	< 10 U	< 10 U	< 10 U	< 10 U	< 10 U	< 10 U	< 10 U
4-Methylphenol	106-44-5	NL	< 10 U	< 10 U	< 10 U	< 10 U	< 10 U	< 10 U	< 10 U	< 10 U	< 10 U	< 10 U	< 10 U
4-Nitroaniline	100-01-6	5	< 10 U	< 10 U	< 10 U	< 10 U	< 10 U	< 10 U	< 10 U	< 10 U	< 10 U	< 10 U	< 10 U
4-Nitrophenol	100-02-7	NL	< 20 U	< 20 U	< 20 U	< 20 U	< 20 U	< 20 U	< 20 U	< 20 U	< 20 U	< 20 U	< 20 U
Acetophenone	98-86-2	NL	< 10 U	< 10 U	< 10 U	< 10 U	< 10 U	< 10 U	< 10 U	< 10 U	< 10 U	< 10 U	< 10 U
Atrazine	1912-24-9	7.5	< 2.0 U	< 2.0 U	< 2.0 U	< 2.0 UJ	< 2.0 UJ	< 2.0 UJ	< 2.0 U	< 2.0 U	< 2.0 UJ	< 2.0 UJ	< 2.0 U
Benzaldehyde	100-52-7	NL	< 10 U	< 10 U	< 10 U	< 10 UJ	< 10 UJ	< 10 UJ	< 10 U	< 10 U	< 10 UJ	< 10 UJ	< 10 U
bis(2-Chloroethoxy)methane	111-91-1	5	< 10 U	< 10 U	< 10 U	< 10 U	< 10 U	< 10 U	< 10 U	< 10 U	< 10 U	< 10 U	< 10 U
bis(2-Chloroethyl) ether	111-44-4	1	< 1.0 U	< 1.0 U	< 1.0 U	< 1.0 U	< 1.0 U	< 1.0 U	< 1.0 U	< 1.0 U	< 1.0 U	< 1.0 U	< 1.0 U
bis(2-Ethylhexyl) phthalate	117-81-7	5	< 2.0 U	< 2.0 U	< 2.0 U	< 2.0 U	< 2.0 U	< 2.0 U	< 2.0 U	< 2.0 U	< 2.0 U	< 2.0 U	< 2.0 U
Butyl benzyl phthalate	85-68-7	50	< 10 U	< 10 U	< 10 U	< 10 U	< 10 U	< 10 U	< 10 U	< 10 U	< 10 U	< 10 U	< 10 U
Caprolactam	105-60-2	NL	< 10 U	< 10 U	< 10 U	< 10 U	< 10 U	< 10 U	< 10 U	< 10 U	< 10 U	< 10 U	< 10 U
Carbazole	86-74-8	NL	< 10 U	< 10 U	< 10 U	< 10 U	< 10 U	< 10 U	< 10 U	< 10 U	< 10 U	< 10 U	< 10 U
Dibenzofuran	132-64-9	NL	< 10 U	< 10 U	< 10 U	< 10 U	< 10 U	< 10 U	< 10 U	< 10 U	< 10 U	< 10 U	< 10 U
Diethyl phthalate	84-66-2	50	< 10 U	< 10 U	< 10 U	< 10 U	< 10 U	< 10 U	< 10 U	< 10 U	< 10 U	< 10 U	< 10 U

Table 2
Summary of Groundwater Analytical Results (June 2020)
National Grid Inwood Former Holder Site
Inwood, NY

AECOM

Location ID Sample Date Sample ID SDG	CAS #	NYSDEC Groundwater Guidance or Standard Value	GW-13 6/8/2020 GW-13-060820 4602107381	GW-14-R[a] 6/8/2020 GW-14-060820 4602107381	GW-15 6/4/2020 GW-15-060420 4602105381	MW-01D 6/10/2020 MW-1D-061020 4602110481	MW-01I 6/10/2020 MW-1I-061020 4602110481	MW-03I 6/10/2020 MW-3I-061020 4602110481	MW-04I 6/8/2020 MW-4I-060820 4602107381	MW-04S 6/8/2020 MW-4S-060820 4602107381	MW-05D 6/11/2020 MW-5D-061120 4602110481	MW-05I 6/11/2020 MW-5I-061120 4602110481	MW-08I 6/9/2020 MW-8I-060920 4602107381
SVOCs (ug/l) (cont)													
Dimethyl phthalate	131-11-3	50	< 10 U	< 10 U	< 10 U	< 10 U	< 10 U	< 10 U	< 10 U	< 10 U	< 10 U	< 10 U	< 10 U
Di-n-butyl phthalate	84-74-2	50	< 10 U	< 10 U	< 10 U	< 10 U	< 10 U	< 10 U	< 10 U	< 10 U	< 10 U	< 10 U	< 10 U
Di-n-octyl phthalate	117-84-0	50	< 10 U	< 10 U	< 10 U	< 10 U	< 10 U	< 10 U	< 10 U	< 10 U	< 10 U	< 10 U	< 10 U
Hexachlorobenzene	118-74-1	0.04	< 1.0 U	< 1.0 U	< 1.0 U	< 1.0 U	< 1.0 U	< 1.0 U	< 1.0 U	< 1.0 U	< 1.0 U	< 1.0 U	< 1.0 U
Hexachlorobutadiene	87-68-3	0.5	< 1.0 U	< 1.0 U	< 1.0 U	< 1.0 U	< 1.0 U	< 1.0 U	< 1.0 U	< 1.0 U	< 1.0 U	< 1.0 U	< 1.0 U
Hexachlorocyclopentadiene	77-47-4	5	< 10 U	< 10 U	< 10 U	< 10 U	< 10 U	< 10 U	< 10 U	< 10 U	< 10 U	< 10 U	< 10 U
Hexachloroethane	67-72-1	5	< 2.0 U	< 2.0 U	< 2.0 U	< 2.0 U	< 2.0 U	< 2.0 U	< 2.0 U	< 2.0 U	< 2.0 U	< 2.0 U	< 2.0 U
Isophorone	78-59-1	50	< 10 U	< 10 U	< 10 U	< 10 U	< 10 U	< 10 U	< 10 U	< 10 U	< 10 U	< 10 U	< 10 U
Nitrobenzene	98-95-3	0.4	< 1.0 U	< 1.0 U	< 1.0 U	< 1.0 U	< 1.0 U	< 1.0 U	< 1.0 U	< 1.0 U	< 1.0 U	< 1.0 U	< 1.0 U
N-Nitrosodi-n-propylamine	621-64-7	NL	< 1.0 U	< 1.0 U	< 1.0 U	< 1.0 U	< 1.0 U	< 1.0 U	< 1.0 U	< 1.0 U	< 1.0 U	< 1.0 U	< 1.0 U
N-Nitrosodiphenylamine	86-30-6	50	< 10 U	< 10 U	< 10 U	< 10 U	< 10 U	< 10 U	< 10 U	< 10 U	< 10 U	< 10 U	< 10 U
Pentachlorophenol	87-86-5	1	< 20 U	< 20 U	< 20 U	< 20 U	< 20 U	< 20 U	< 20 U	< 20 U	< 20 U	< 20 U	< 20 U
Phenol	108-95-2	1	< 10 U	< 10 U	< 10 U	< 10 U	**2.2 J**	< 10 U	< 10 U	< 10 U	< 10 U	< 10 U	< 10 U
Total SVOCs		NL	ND	ND	ND	ND	**7.1**	ND	ND	**1.5**	ND	**218.43**	ND
Metals (ug/l)													
Arsenic	7440-38-2	25	< 15.0 U	< 15.0 U	**48.2**	< 15.0 U	< 15.0 U	< 15.0 U	**16.2 J+**	**60.8**	< 15.0 U	< 15.0 U	< 15.0 U
Barium	7440-39-3	1000	< 200 U	**92.8 J**	**121 J**	**20.8 J**	**42.4 J**	**60.3 J**	**25.8 J**	**98.5 J**	**71.7 J**	**63.3 J**	< 200 U
Cadmium	7440-43-9	5	< 4.0 U	< 4.0 U	< 4.0 U	< 4.0 U	< 4.0 U	< 4.0 U	< 4.0 U	**0.39 J**	< 4.0 U	< 4.0 U	< 4.0 U
Chromium	7440-47-3	50	< 10.0 U	< 10.0 U	< 10.0 U	< 10.0 U	< 10.0 U	< 10.0 U	< 10.0 U	< 10.0 U	< 10.0 U	< 10.0 U	< 10.0 U
Lead	7439-92-1	25	< 10.0 U	**3.2 J**	< 10.0 U	< 10.0 U	< 10.0 U	< 10.0 U	< 10.0 U	**6.8 J**	**5.1 J**	**3.3 J**	< 10.0 U
Mercury	7439-97-6	0.7	< 0.20 U	< 0.20 U	< 0.20 U	< 0.20 U	< 0.20 U	< 0.20 U	< 0.20 U	< 0.20 U	< 0.20 U	< 0.20 U	< 0.20 U
Selenium	7782-49-2	10	< 20.0 U	< 20.0 U	< 20.0 U	< 20.0 U	< 20.0 U	< 20.0 U	< 20.0 U	**6.4 J**	< 20.0 U	**9.9 J**	< 20.0 U
Silver	7440-22-4	50	< 10.0 U	< 10.0 U	< 10.0 U	< 10.0 U	< 10.0 U	< 10.0 U	< 10.0 U	< 10.0 U	< 10.0 U	< 10.0 U	< 10.0 U
Cyanide (ug/l)													
Cyanide, Free	57-12-5-FREE	NL	< 5.0 U	< 5.0 U	< 5.0 U	< 5.0 U	< 5.0 U	< 5.0 U	< 5.0 U	< 5.0 UJ	< 5.0 U	< 5.0 U	< 5.0 U

Notes:
SDG = Sample Delivery Group
[a] Well replaced during the May 2020 well redevelopment activities
J = The associated numerical value is an estimated quantity
J+ = The associated numerical value is a high estimated quantity
U = The material was analyzed for but not detected at, or above, the reporting
UJ - The associated numerical value is estimated between the method
BTEX = Benzene, Toluene, Ethylbenzene, Xylene
PAH = Polycyclic Aromatic Hydrocarbons
ug/L - Micrograms per Liter
mg/L - Milligrams per Liter
Gray highlighted cells indicates the analyte exceeded PART 375-NYSDEC Groundwater Guidance or Standard Value
Italicized highlighted cells indicates the analyte exceeded PART 375-NYSDEC Surface Water Guidance or Standard Value
Bold indicates the analyte detected at a concentration greater than the MDL.
NL = Not Listed
ND = No detected compoundes in suite

Table 2
Summary of Groundwater Analytical Results (June 2020)
National Grid Inwood Former Holder Site
Inwood, NY

AECOM

Location ID Sample Date Sample ID SDG	CAS #	NYSDEC Groundwater Guidance or Standard Value	MW-09I 6/9/2020 MW-9I-060920 4602107381	MW-09S 6/9/2020 MW-9S-060920 4602107381	MW-11I 6/4/2020 MW-11I-060420 4602105381	MW-11I 6/11/2020 MW-11I-061120 4602110481	MW-11I 6/11/2020 DUP061120 4602110481	MW-11S 6/4/2020 MW-11S-060420 4602105381	MW-12S 6/5/2020 MW-12S-060520 4602105381	MW-13I 6/8/2020 MW-13I-060820 4602107381	MW-14I-R[a] 6/8/2020 MW-14I-060820 4602107381	MW-15S 6/4/2020 MW-15S-060420 4602105381	MW-16I 6/9/2020 MW-16I-060920 4602107381
BTEX (ug/l)													
Benzene	71-43-2	1	**210**	**1.4**	< 1.0 U	< 1.0 U	< 1.0 U	< 1.0 U	< 1.0 U	< 1.0 U	< 1.0 U	< 1.0 U	< 1.0 U
Ethylbenzene	100-41-4	5	< 1.0 U	< 1.0 U	< 1.0 U	< 1.0 U	< 1.0 U	< 1.0 U	< 1.0 U	< 1.0 U	< 1.0 U	< 1.0 U	< 1.0 U
m+p-Xylene	1330-20-7-M,P	NL	< 1.0 U	< 1.0 U	< 1.0 U	< 1.0 U	< 1.0 U	< 1.0 U	< 1.0 U	< 1.0 U	< 1.0 U	< 1.0 U	< 1.0 U
o-Xylene	95-47-6	NL	< 1.0 U	< 1.0 U	< 1.0 U	< 1.0 U	< 1.0 U	< 1.0 U	< 1.0 U	< 1.0 U	< 1.0 U	< 1.0 U	< 1.0 U
Toluene	108-88-3	5	< 1.0 U	< 1.0 U	< 1.0 U	< 1.0 U	< 1.0 U	< 1.0 U	< 1.0 U	< 1.0 U	< 1.0 U	< 1.0 U	< 1.0 U
Total BTEX		NL	**210**	**1.4**	ND	ND	ND	ND	ND	ND	ND	ND	ND
VOCs (ug/l)													
1,1,1-Trichloroethane	71-55-6	5	< 1.0 U	< 1.0 U	< 1.0 U	< 1.0 U	< 1.0 U	< 1.0 U	< 1.0 U	< 1.0 U	< 1.0 U	< 1.0 U	< 1.0 U
1,1,2,2-Tetrachloroethane	79-34-5	5	< 1.0 U	< 1.0 U	< 1.0 U	< 1.0 U	< 1.0 U	< 1.0 U	< 1.0 U	< 1.0 U	< 1.0 U	< 1.0 U	< 1.0 U
1,1,2-Trichloro-1,2,2-trifluoroethane	76-13-1	5	< 1.0 U	< 1.0 U	< 1.0 U	< 1.0 U	< 1.0 U	< 1.0 U	< 1.0 U	< 1.0 U	< 1.0 U	< 1.0 U	< 1.0 U
1,1,2-Trichloroethane	79-00-5	1	< 1.0 U	< 1.0 U	< 1.0 U	< 1.0 U	< 1.0 U	< 1.0 U	< 1.0 U	< 1.0 U	< 1.0 U	< 1.0 U	< 1.0 U
1,1-Dichloroethane	75-34-3	5	< 1.0 U	< 1.0 U	< 1.0 U	< 1.0 U	< 1.0 U	< 1.0 U	< 1.0 U	< 1.0 U	< 1.0 U	< 1.0 U	< 1.0 U
1,1-Dichloroethene	75-35-4	5	< 1.0 U	< 1.0 U	< 1.0 U	< 1.0 U	< 1.0 U	< 1.0 U	< 1.0 U	< 1.0 U	< 1.0 U	< 1.0 U	< 1.0 U
1,2,3-Trichlorobenzene	87-61-6	5	< 1.0 U	< 1.0 U	< 1.0 U	< 1.0 U	< 1.0 U	< 1.0 U	< 1.0 U	< 1.0 U	< 1.0 U	< 1.0 U	< 1.0 U
1,2,4-Trichlorobenzene	120-82-1	5	< 1.0 U	< 1.0 U	< 1.0 U	< 1.0 U	< 1.0 U	< 1.0 U	< 1.0 U	< 1.0 U	< 1.0 U	< 1.0 U	< 1.0 U
1,2-Dibromo-3-chloropropane	96-12-8	0.04	< 1.0 U	< 1.0 U	< 1.0 U	< 1.0 U	< 1.0 U	< 1.0 U	< 1.0 U	< 1.0 U	< 1.0 U	< 1.0 U	< 1.0 U
1,2-Dibromoethane	106-93-4	0.0006	< 1.0 U	< 1.0 U	< 1.0 U	< 1.0 U	< 1.0 U	< 1.0 U	< 1.0 U	< 1.0 U	< 1.0 U	< 1.0 U	< 1.0 U
1,2-Dichlorobenzene	95-50-1	3	< 1.0 U	< 1.0 U	< 1.0 U	< 1.0 U	< 1.0 U	< 1.0 U	< 1.0 U	< 1.0 U	< 1.0 U	< 1.0 U	< 1.0 U
1,2-Dichloroethane	107-06-2	0.6	< 1.0 U	< 1.0 U	< 1.0 U	< 1.0 U	< 1.0 U	< 1.0 U	< 1.0 U	< 1.0 U	< 1.0 U	< 1.0 U	< 1.0 U
1,2-Dichloropropane	78-87-5	1	< 1.0 U	< 1.0 U	< 1.0 U	< 1.0 U	< 1.0 U	< 1.0 U	< 1.0 U	< 1.0 U	< 1.0 U	< 1.0 U	< 1.0 U
1,3-Dichlorobenzene	541-73-1	3	< 1.0 U	< 1.0 U	< 1.0 U	< 1.0 U	< 1.0 U	< 1.0 U	< 1.0 U	< 1.0 U	< 1.0 U	< 1.0 U	< 1.0 U
1,4-Dichlorobenzene	106-46-7	3	< 1.0 U	< 1.0 U	< 1.0 U	< 1.0 U	< 1.0 U	< 1.0 U	< 1.0 U	< 1.0 U	< 1.0 U	< 1.0 U	< 1.0 U
1,4-Dioxane	123-91-1	NL	< 50 U	< 50 U	< 50 U	< 50 U	< 50 U	< 50 U	< 50 U	< 50 U	< 50 U	< 50 U	< 50 U
2-Butanone	78-93-3	50	< 5.0 U	< 5.0 U	< 5.0 U	< 5.0 U	< 5.0 U	< 5.0 U	< 5.0 U	< 5.0 U	< 5.0 U	< 5.0 U	< 5.0 U
2-Hexanone	591-78-6	50	< 5.0 U	< 5.0 U	< 5.0 U	< 5.0 U	< 5.0 U	< 5.0 U	< 5.0 U	< 5.0 U	< 5.0 U	< 5.0 U	< 5.0 U
4-Methyl-2-pentanone	108-10-1	NL	< 5.0 U	< 5.0 U	< 5.0 U	< 5.0 U	< 5.0 U	< 5.0 U	< 5.0 U	< 5.0 U	< 5.0 U	< 5.0 U	< 5.0 U
Acetone	67-64-1	50	< 5.0 U	**6.1 J+**	< 5.0 U	< 5.0 U	< 5.0 U	< 5.0 U	< 5.0 U	**8.1 J+**	**7.9 J+**	< 5.0 U	< 5.0 U
Bromochloromethane	74-97-5	5	< 1.0 U	< 1.0 U	< 1.0 U	< 1.0 U	< 1.0 U	< 1.0 U	< 1.0 U	< 1.0 U	< 1.0 U	< 1.0 U	< 1.0 U
Bromodichloromethane	75-27-4	50	< 1.0 U	< 1.0 U	< 1.0 U	< 1.0 U	< 1.0 U	< 1.0 U	< 1.0 U	< 1.0 U	< 1.0 U	< 1.0 U	< 1.0 U
Bromoform	75-25-2	50	< 1.0 U	< 1.0 U	< 1.0 U	< 1.0 U	< 1.0 U	< 1.0 U	< 1.0 U	< 1.0 U	< 1.0 U	< 1.0 U	< 1.0 U
Bromomethane	74-83-9	5	< 1.0 U	< 1.0 U	< 1.0 U	< 1.0 U	< 1.0 U	< 1.0 U	< 1.0 U	< 1.0 U	< 1.0 U	< 1.0 U	< 1.0 U
Carbon disulfide	75-15-0	NL	< 1.0 U	< 1.0 U	< 1.0 U	< 1.0 U	< 1.0 U	< 1.0 U	< 1.0 U	< 1.0 U	**1.7**	< 1.0 U	< 1.0 U
Carbon tetrachloride	56-23-5	5	< 1.0 U	< 1.0 U	< 1.0 U	< 1.0 U	< 1.0 U	< 1.0 U	< 1.0 U	< 1.0 U	< 1.0 U	< 1.0 U	< 1.0 U
Chlorobenzene	108-90-7	5	< 1.0 U	< 1.0 U	< 1.0 U	< 1.0 U	< 1.0 U	< 1.0 U	< 1.0 U	< 1.0 U	< 1.0 U	< 1.0 U	< 1.0 U
Chloroethane	75-00-3	5	< 1.0 U	< 1.0 U	< 1.0 U	< 1.0 U	< 1.0 U	< 1.0 U	< 1.0 U	< 1.0 U	< 1.0 U	< 1.0 U	< 1.0 U
Chloroform	67-66-3	7	< 1.0 U	< 1.0 U	< 1.0 U	< 1.0 U	< 1.0 U	< 1.0 U	< 1.0 U	< 1.0 U	< 1.0 U	< 1.0 U	< 1.0 U
Chloromethane	74-87-3	5	< 1.0 U	< 1.0 U	< 1.0 U	< 1.0 U	< 1.0 U	< 1.0 U	< 1.0 U	< 1.0 U	< 1.0 U	< 1.0 U	< 1.0 U
cis-1,2-Dichloroethene	156-59-2	5	< 1.0 U	< 1.0 U	< 1.0 U	**0.88 J**	**0.87 J**	< 1.0 U	< 1.0 U	< 1.0 U	**0.53 J**	< 1.0 U	< 1.0 U
cis-1,3-Dichloropropene	10061-01-5	0.4	< 1.0 U	< 1.0 U	< 1.0 U	< 1.0 U	< 1.0 U	< 1.0 U	< 1.0 U	< 1.0 U	< 1.0 U	< 1.0 U	< 1.0 U
Cyclohexane	110-82-7	NL	< 1.0 U	< 1.0 U	< 1.0 U	< 1.0 U	< 1.0 U	< 1.0 U	< 1.0 U	< 1.0 U	< 1.0 U	< 1.0 U	< 1.0 U
Dibromochloromethane	124-48-1	50	< 1.0 U	< 1.0 U	< 1.0 U	< 1.0 U	< 1.0 U	< 1.0 U	< 1.0 U	< 1.0 U	< 1.0 U	< 1.0 U	< 1.0 U
Dichlorodifluoromethane	75-71-8	5	< 1.0 U	< 1.0 U	< 1.0 U	< 1.0 U	< 1.0 U	< 1.0 U	< 1.0 U	< 1.0 U	< 1.0 U	< 1.0 U	< 1.0 U
Isopropylbenzene	98-82-8	5	< 1.0 U	< 1.0 U	< 1.0 U	< 1.0 U	< 1.0 U	< 1.0 U	< 1.0 U	< 1.0 U	< 1.0 U	< 1.0 U	< 1.0 U
Methyl acetate	79-20-9	NL	< 5.0 U	< 5.0 U	< 5.0 U	< 5.0 U	< 5.0 U	< 5.0 U	< 5.0 U	< 5.0 U	< 5.0 U	< 5.0 U	< 5.0 U
Methyl tert-butyl ether	1634-04-4	NL	< 1.0 U	< 1.0 U	**1.7**	**2.5**	**2.6**	< 1.0 U	< 1.0 U	**6.7**	**0.93 J**	< 1.0 U	**19**
Methylcyclohexane	108-87-2	NL	< 1.0 U	< 1.0 U	< 1.0 U	< 1.0 U	< 1.0 U	< 1.0 U	< 1.0 U	< 1.0 U	< 1.0 U	< 1.0 U	< 1.0 U
Methylene chloride	75-09-2	5	< 1.0 U	< 1.0 U	< 1.0 U	< 1.0 U	< 1.0 U	< 1.0 U	< 1.0 U	< 1.0 U	< 1.0 U	< 1.0 U	< 1.0 U
Styrene	100-42-5	5	< 1.0 U	< 1.0 U	< 1.0 U	< 1.0 U	< 1.0 U	< 1.0 U	< 1.0 U	< 1.0 U	< 1.0 U	< 1.0 U	< 1.0 U
Tetrachloroethene	127-18-4	5	< 1.0 U	< 1.0 U	< 1.0 U	< 1.0 U	< 1.0 U	< 1.0 U	< 1.0 U	< 1.0 U	< 1.0 U	< 1.0 U	< 1.0 U
trans-1,2-Dichloroethene	156-60-5	5	< 1.0 U	< 1.0 U	< 1.0 U	< 1.0 U	< 1.0 U	< 1.0 U	< 1.0 U	< 1.0 U	< 1.0 U	< 1.0 U	< 1.0 U
trans-1,3-Dichloropropene	10061-02-6	0.4	< 1.0 U	< 1.0 U	< 1.0 U	< 1.0 U	< 1.0 U	< 1.0 U	< 1.0 U	< 1.0 U	< 1.0 U	< 1.0 U	< 1.0 U
Trichloroethene	79-01-6	5	< 1.0 U	< 1.0 U	< 1.0 U	< 1.0 U	< 1.0 U	< 1.0 U	< 1.0 U	< 1.0 U	< 1.0 U	< 1.0 U	< 1.0 U
Trichlorofluoromethane	75-69-4	5	< 1.0 U	< 1.0 U	< 1.0 U	< 1.0 U	< 1.0 U	< 1.0 U	< 1.0 U	< 1.0 U	< 1.0 U	< 1.0 U	< 1.0 U
Vinyl chloride	75-01-4	2	< 1.0 U	< 1.0 U	< 1.0 U	< 1.0 U	< 1.0 U	< 1.0 U	< 1.0 U	< 1.0 U	< 1.0 U	< 1.0 U	< 1.0 U
Total VOCs		NL	**210**	**7.5**	**1.7**	**3.38**	**3.47**	ND	ND	**14.8**	**11.06**	ND	**19**

Table 2
Summary of Groundwater Analytical Results (June 2020)
National Grid Inwood Former Holder Site
Inwood, NY

AECOM

Location ID Sample Date Sample ID SDG	CAS #	NYSDEC Groundwater Guidance or Standard Value	MW-09I 6/9/2020 MW-9I-060920 4602107381	MW-09S 6/9/2020 MW-9S-060920 4602107381	MW-11I 6/4/2020 MW-11I-060420 4602105381	MW-11I 6/11/2020 MW-11I-061120 4602110481	MW-11I 6/11/2020 DUP061120 4602110481	MW-11S 6/4/2020 MW-11S-060420 4602105381	MW-12S 6/5/2020 MW-12S-060520 4602105381	MW-13I 6/8/2020 MW-13I-060820 4602107381	MW-14I-R[a] 6/8/2020 MW-14I-060820 4602107381	MW-15S 6/4/2020 MW-15S-060420 4602105381	MW-16I 6/9/2020 MW-16I-060920 4602107381
PAHs (ug/l)													
2-Methylnaphthalene	91-57-6	NL	< 10 U	< 10 U	< 10 U	< 10 U	< 10 U	< 10 U	< 10 U	< 10 U	< 10 U	< 10 U	< 10 U
Acenaphthene	83-32-9	20	< 10 U	< 10 U	< 10 U	< 10 U	< 10 U	< 10 U	< 10 U	< 10 U	< 10 U	< 10 U	< 10 U
Acenaphthylene	208-96-8	NL	< 10 U	< 10 U	< 10 U	< 10 U	< 10 U	< 10 U	< 10 U	< 10 U	< 10 U	< 10 U	< 10 U
Anthracene	120-12-7	50	< 10 U	< 10 U	< 10 U	< 10 U	< 10 U	< 10 U	< 10 U	< 10 U	< 10 U	< 10 U	< 10 U
Benzo(a)anthracene	56-55-3	0.002	< 1.0 U	< 1.0 U	< 1.0 U	< 1.0 U	< 1.0 U	< 1.0 U	< 1.0 U	< 1.0 U	< 1.0 U	< 1.0 U	< 1.0 U
Benzo(a)pyrene	50-32-8	NL	< 1.0 U	< 1.0 U	< 1.0 U	< 1.0 U	< 1.0 U	< 1.0 U	< 1.0 U	< 1.0 U	< 1.0 U	< 1.0 U	< 1.0 U
Benzo(b)fluoranthene	205-99-2	0.002	< 2.0 U	< 2.0 U	< 2.0 U	< 2.0 U	< 2.0 U	< 2.0 U	< 2.0 U	< 2.0 U	< 2.0 U	< 2.0 U	< 2.0 U
Benzo(ghi)perylene	191-24-2	NL	< 10 U	< 10 U	< 10 U	< 10 U	< 10 U	< 10 U	< 10 U	< 10 U	< 10 U	< 10 U	< 10 U
Benzo(k)fluoranthene	207-08-9	0.002	< 1.0 U	< 1.0 U	< 1.0 U	< 1.0 U	< 1.0 U	< 1.0 U	< 1.0 U	< 1.0 U	< 1.0 U	< 1.0 U	< 1.0 U
Chrysene	218-01-9	0.002	< 2.0 U	< 2.0 U	< 2.0 U	< 2.0 U	< 2.0 U	< 2.0 U	< 2.0 U	< 2.0 U	< 2.0 U	< 2.0 U	< 2.0 U
Dibenz(a,h)anthracene	53-70-3	NL	< 1.0 U	< 1.0 U	< 1.0 U	< 1.0 U	< 1.0 U	< 1.0 U	< 1.0 U	< 1.0 U	< 1.0 U	< 1.0 U	< 1.0 U
Fluoranthene	206-44-0	50	< 10 U	< 10 U	< 10 U	< 10 U	< 10 U	< 10 U	< 10 U	< 10 U	< 10 U	< 10 U	< 10 U
Fluorene	86-73-7	50	< 10 U	< 10 U	< 10 U	< 10 U	< 10 U	< 10 U	< 10 U	< 10 U	< 10 U	< 10 U	< 10 U
Indeno(1,2,3-cd)pyrene	193-39-5	0.002	< 2.0 U	< 2.0 U	< 2.0 U	< 2.0 U	< 2.0 U	< 2.0 U	< 2.0 U	< 2.0 U	< 2.0 U	< 2.0 U	< 2.0 U
Naphthalene	91-20-3	10	< 2.0 U	< 2.0 U	< 2.0 U	< 2.0 U	< 2.0 U	< 2.0 U	< 2.0 U	< 2.0 U	< 2.0 U	< 2.0 U	< 2.0 U
Phenanthrene	85-01-8	50	< 10 U	< 10 U	< 10 U	< 10 U	< 10 U	< 10 U	< 10 U	< 10 U	< 10 U	< 10 U	< 10 U
Pyrene	129-00-0	50	< 10 U	< 10 U	< 10 U	< 10 U	< 10 U	< 10 U	< 10 U	< 10 U	< 10 U	< 10 U	< 10 U
Total PAHs		NL	ND	ND	ND	ND	ND	ND	ND	ND	ND	ND	ND
SVOCs (ug/l)													
1,1'-Biphenyl	92-52-4	5	< 10 U	< 10 U	< 10 U	< 10 U	< 10 U	< 10 U	< 10 U	< 10 U	< 10 U	< 10 U	< 10 U
1,2,4,5-TETRACHLOROBENZENE	95-94-3	5	< 10 U	< 10 U	< 10 U	< 10 U	< 10 U	< 10 U	< 10 U	< 10 U	< 10 U	< 10 U	< 10 U
2,2'-oxybis(1-Chloropropane)	108-60-1	NL	< 10 U	< 10 U	< 10 U	< 10 U	< 10 U	< 10 U	< 10 U	< 10 U	< 10 U	< 10 U	< 10 U
2,3,4,6-Tetrachlorophenol	58-90-2	NL	< 10 U	< 10 U	< 10 U	< 10 U	< 10 U	< 10 U	< 10 U	< 10 U	< 10 U	< 10 U	< 10 U
2,4,5-Trichlorophenol	95-95-4	NL	< 10 U	< 10 U	< 10 U	< 10 U	< 10 U	< 10 U	< 10 U	< 10 U	< 10 U	< 10 U	< 10 U
2,4,6-Trichlorophenol	88-06-2	NL	< 10 U	< 10 U	< 10 U	< 10 U	< 10 U	< 10 U	< 10 U	< 10 U	< 10 U	< 10 U	< 10 U
2,4-Dichlorophenol	120-83-2	5	< 10 U	< 10 U	< 10 U	< 10 U	< 10 U	< 10 U	< 10 U	< 10 U	< 10 U	< 10 U	< 10 U
2,4-Dimethylphenol	105-67-9	50	< 10 U	< 10 U	< 10 U	< 10 U	< 10 U	< 10 U	< 10 U	< 10 U	< 10 U	< 10 U	< 10 U
2,4-Dinitrophenol	51-28-5	10	< 20 U	< 20 U	< 20 U	< 20 U	< 20 U	< 20 U	< 20 U	< 20 U	< 20 U	< 20 U	< 20 U
2,4-Dinitrotoluene	121-14-2	5	< 2.0 U	< 2.0 U	< 2.0 U	< 2.0 U	< 2.0 U	< 2.0 U	< 2.0 U	< 2.0 U	< 2.0 U	< 2.0 U	< 2.0 U
2,6-Dinitrotoluene	606-20-2	5	< 2.0 U	< 2.0 U	< 2.0 U	< 2.0 U	< 2.0 U	< 2.0 U	< 2.0 U	< 2.0 U	< 2.0 U	< 2.0 U	< 2.0 U
2-Chloronaphthalene	91-58-7	10	< 10 U	< 10 U	< 10 U	< 10 U	< 10 U	< 10 U	< 10 U	< 10 U	< 10 U	< 10 U	< 10 U
2-Chlorophenol	95-57-8	NL	< 10 U	< 10 U	< 10 U	< 10 U	< 10 U	< 10 U	< 10 U	< 10 U	< 10 U	< 10 U	< 10 U
2-Methylphenol	95-48-7	NL	< 10 U	< 10 U	< 10 U	< 10 U	< 10 U	< 10 U	< 10 U	< 10 U	< 10 U	< 10 U	< 10 U
2-Nitroaniline	88-74-4	5	< 10 U	< 10 U	< 10 U	< 10 U	< 10 U	< 10 U	< 10 U	< 10 U	< 10 U	< 10 U	< 10 U
2-Nitrophenol	88-75-5	NL	< 10 U	< 10 U	< 10 U	< 10 U	< 10 U	< 10 U	< 10 U	< 10 U	< 10 U	< 10 U	< 10 U
3,3'-Dichlorobenzidine	91-94-1	5	< 10 U	< 10 U	< 10 U	< 10 U	< 10 U	< 10 U	< 10 U	< 10 U	< 10 U	< 10 U	< 10 U
3-Nitroaniline	99-09-2	5	< 10 U	< 10 U	< 10 U	< 10 U	< 10 U	< 10 U	< 10 U	< 10 U	< 10 U	< 10 U	< 10 U
4,6-Dinitro-2-methylphenol	534-52-1	NL	< 20 U	< 20 U	< 20 U	< 20 U	< 20 U	< 20 U	< 20 U	< 20 U	< 20 U	< 20 U	< 20 U
4-Bromophenyl phenyl ether	101-55-3	NL	< 10 U	< 10 U	< 10 U	< 10 U	< 10 U	< 10 U	< 10 U	< 10 U	< 10 U	< 10 U	< 10 U
4-Chloro-3-methylphenol	59-50-7	NL	< 10 U	< 10 U	< 10 U	< 10 U	< 10 U	< 10 U	< 10 U	< 10 U	< 10 U	< 10 U	< 10 U
4-Chloroaniline	106-47-8	5	< 10 U	< 10 U	< 10 U	< 10 U	< 10 U	< 10 U	< 10 U	< 10 U	< 10 U	< 10 U	< 10 U
4-Chlorophenyl phenyl ether	7005-72-3	NL	< 10 U	< 10 U	< 10 U	< 10 U	< 10 U	< 10 U	< 10 U	< 10 U	< 10 U	< 10 U	< 10 U
4-Methylphenol	106-44-5	NL	< 10 U	< 10 U	< 10 U	< 10 U	< 10 U	< 10 U	< 10 U	< 10 U	< 10 U	< 10 U	< 10 U
4-Nitroaniline	100-01-6	5	< 10 U	< 10 U	< 10 U	< 10 U	< 10 U	< 10 U	< 10 U	< 10 U	< 10 U	< 10 U	< 10 U
4-Nitrophenol	100-02-7	NL	< 20 U	< 20 U	< 20 U	< 20 U	< 20 U	< 20 U	< 20 U	< 20 U	< 20 U	< 20 U	< 20 U
Acetophenone	98-86-2	NL	< 10 U	< 10 U	< 10 U	< 10 U	< 10 U	< 10 U	< 10 U	< 10 U	< 10 U	< 10 U	< 10 U
Atrazine	1912-24-9	7.5	< 2.0 U	< 2.0 U	< 2.0 U	< 2.0 UJ	< 2.0 UJ	< 2.0 U	< 2.0 U	< 2.0 U	< 2.0 U	< 2.0 U	< 2.0 U
Benzaldehyde	100-52-7	NL	< 10 U	< 10 U	< 10 U	< 10 UJ	< 10 UJ	< 10 U	< 10 U	< 10 U	< 10 U	< 10 U	< 10 U
bis(2-Chloroethoxy)methane	111-91-1	5	< 10 U	< 10 U	< 10 U	< 10 U	< 10 U	< 10 U	< 10 U	< 10 U	< 10 U	< 10 U	< 10 U
bis(2-Chloroethyl) ether	111-44-4	1	< 1.0 U	< 1.0 U	< 1.0 U	< 1.0 U	< 1.0 U	< 1.0 U	< 1.0 U	< 1.0 U	< 1.0 U	< 1.0 U	< 1.0 U
bis(2-Ethylhexyl) phthalate	117-81-7	5	< 2.0 U	< 2.0 U	< 2.0 U	< 2.0 U	< 2.0 U	< 2.0 U	< 2.0 U	< 2.0 U	< 2.0 U	< 2.0 U	< 2.0 U
Butyl benzyl phthalate	85-68-7	50	< 10 U	< 10 U	< 10 U	< 10 U	< 10 U	< 10 U	< 10 U	< 10 U	< 10 U	< 10 U	< 10 U
Caprolactam	105-60-2	NL	< 10 U	< 10 U	< 10 U	< 10 U	< 10 U	< 10 U	< 10 U	< 10 U	< 10 U	< 10 U	< 10 U
Carbazole	86-74-8	NL	< 10 U	< 10 U	< 10 U	< 10 U	< 10 U	< 10 U	< 10 U	< 10 U	< 10 U	< 10 U	< 10 U
Dibenzofuran	132-64-9	NL	< 10 U	< 10 U	< 10 U	< 10 U	< 10 U	< 10 U	< 10 U	< 10 U	< 10 U	< 10 U	< 10 U
Diethyl phthalate	84-66-2	50	< 10 U	< 10 U	< 10 U	< 10 U	< 10 U	< 10 U	< 10 U	< 10 U	< 10 U	< 10 U	< 10 U

Table 2
Summary of Groundwater Analytical Results (June 2020)
National Grid Inwood Former Holder Site
Inwood, NY

AECOM

Location ID Sample Date Sample ID SDG	CAS #	NYSDEC Groundwater Guidance or Standard Value	MW-09I 6/9/2020 MW-9I-060920 4602107381	MW-09S 6/9/2020 MW-9S-060920 4602107381	MW-11I 6/4/2020 MW-11I-060420 4602105381	MW-11I 6/11/2020 MW-11I-061120 4602110481	MW-11I 6/11/2020 DUP061120 4602110481	MW-11S 6/4/2020 MW-11S-060420 4602105381	MW-12S 6/5/2020 MW-12S-060520 4602105381	MW-13I 6/8/2020 MW-13I-060820 4602107381	MW-14I-R[a] 6/8/2020 MW-14I-060820 4602107381	MW-15S 6/4/2020 MW-15S-060420 4602105381	MW-16I 6/9/2020 MW-16I-060920 4602107381
SVOCs (ug/l) (cont)													
Dimethyl phthalate	131-11-3	50	< 10 U	< 10 U	< 10 U	< 10 U	< 10 U	< 10 U	< 10 U	< 10 U	< 10 U	< 10 U	< 10 U
Di-n-butyl phthalate	84-74-2	50	< 10 U	< 10 U	< 10 U	< 10 U	< 10 U	< 10 U	< 10 U	< 10 U	< 10 U	< 10 U	< 10 U
Di-n-octyl phthalate	117-84-0	50	< 10 U	< 10 U	< 10 U	< 10 U	< 10 U	< 10 U	< 10 U	< 10 U	< 10 U	< 10 U	< 10 U
Hexachlorobenzene	118-74-1	0.04	< 1.0 U	< 1.0 U	< 1.0 U	< 1.0 U	< 1.0 U	< 1.0 U	< 1.0 U	< 1.0 U	< 1.0 U	< 1.0 U	< 1.0 U
Hexachlorobutadiene	87-68-3	0.5	< 1.0 U	< 1.0 U	< 1.0 U	< 1.0 U	< 1.0 U	< 1.0 U	< 1.0 U	< 1.0 U	< 1.0 U	< 1.0 U	< 1.0 U
Hexachlorocyclopentadiene	77-47-4	5	< 10 U	< 10 U	< 10 U	< 10 U	< 10 U	< 10 U	< 10 U	< 10 U	< 10 U	< 10 U	< 10 U
Hexachloroethane	67-72-1	5	< 2.0 U	< 2.0 U	< 2.0 U	< 2.0 U	< 2.0 U	< 2.0 U	< 2.0 U	< 2.0 U	< 2.0 U	< 2.0 U	< 2.0 U
Isophorone	78-59-1	50	< 10 U	< 10 U	< 10 U	< 10 U	< 10 U	< 10 U	< 10 U	< 10 U	< 10 U	< 10 U	< 10 U
Nitrobenzene	98-95-3	0.4	< 1.0 U	< 1.0 U	< 1.0 U	< 1.0 U	< 1.0 U	< 1.0 U	< 1.0 U	< 1.0 U	< 1.0 U	< 1.0 U	< 1.0 U
N-Nitrosodi-n-propylamine	621-64-7	NL	< 1.0 U	< 1.0 U	< 1.0 U	< 1.0 U	< 1.0 U	< 1.0 U	< 1.0 U	< 1.0 U	< 1.0 U	< 1.0 U	< 1.0 U
N-Nitrosodiphenylamine	86-30-6	50	< 10 U	< 10 U	< 10 U	< 10 U	< 10 U	< 10 U	< 10 U	< 10 U	< 10 U	< 10 U	< 10 U
Pentachlorophenol	87-86-5	1	< 20 U	< 20 U	< 20 U	< 20 U	< 20 U	< 20 U	< 20 U	< 20 U	< 20 U	< 20 U	< 20 U
Phenol	108-95-2	1	**4.2 J**	< 10 U	< 10 U	< 10 U	< 10 U	< 10 U	< 10 U	< 10 U	< 10 U	< 10 U	< 10 U
Total SVOCs		NL	**4.2**	ND	ND	ND	ND	ND	ND	ND	ND	ND	ND
Metals (ug/l)													
Arsenic	7440-38-2	25	< 15.0 U	**217**	< 15.0 U	**30.0**	**29.3**	**108**	**74.1**	< 15.0 U	< 15.0 U	**33.2**	< 15.0 U
Barium	7440-39-3	1000	**162 J**	**115 J**	**404**	**245**	**234**	**79.7 J**	**127 J**	**69.8 J**	**90.7 J**	**56.0 J**	**101 J**
Cadmium	7440-43-9	5	< 4.0 U	< 4.0 U	< 4.0 U	< 4.0 U	< 4.0 U	< 4.0 U	< 4.0 U	< 4.0 U	< 4.0 U	< 4.0 U	< 4.0 U
Chromium	7440-47-3	50	< 10.0 U	< 10.0 U	< 10.0 U	< 10.0 U	< 10.0 U	**8.3 J**	< 10.0 U	< 10.0 U	< 10.0 U	< 10.0 U	< 10.0 U
Lead	7439-92-1	25	**2.5 J**	< 10.0 U	< 10.0 U	**13.2**	**12.5**	< 10.0 U	< 10.0 U	**2.8 J**	< 10.0 U	< 10.0 U	< 10.0 U
Mercury	7439-97-6	0.7	< 0.20 U	< 0.20 U	< 0.20 U	< 0.20 U	< 0.20 U	< 0.20 U	< 0.20 U	< 0.20 U	< 0.20 U	< 0.20 U	< 0.20 U
Selenium	7782-49-2	10	< 20.0 U	**7.6 J**	< 20.0 U	**6.3 J**	**13.1 J**	< 20.0 U	< 20.0 U	< 20.0 U	< 20.0 U	< 20.0 U	< 20.0 U
Silver	7440-22-4	50	< 10.0 U	< 10.0 U	< 10.0 U	< 10.0 U	< 10.0 U	< 10.0 U	< 10.0 U	< 10.0 U	< 10.0 U	< 10.0 U	< 10.0 U
Cyanide (ug/l)													
Cyanide, Free	57-12-5-FREE	NL	**2.7 J**	< 5.0 U	< 5.0 U	< 5.0 U	< 5.0 U	< 5.0 U	< 5.0 U	< 5.0 U	< 5.0 U	< 5.0 U	< 5.0 U

Notes:
SDG = Sample Delivery Group
[a] Well replaced during the May 2020 well redevelopment activities
J = The associated numerical value is an estimated quantity
J+ = The associated numerical value is a high estimated quantity
U = The material was analyzed for but not detected at, or above, the reporting
UJ - The associated numerical value is estimated between the method
BTEX = Benzene, Toluene, Ethylbenzene, Xylene
PAH = Polycyclic Aromatic Hydrocarbons
ug/L - Micrograms per Liter
mg/L - Milligrams per Liter
Gray highlighted cells indicates the analyte exceeded PART 375-NYSDEC Groundwater Guidance or Standard Value
Italicized highlighted cells indicates the analyte exceeded PART 375-NYSDEC Surface Water Guidance or Standard Value
Bold indicates the analyte detected at a concentration greater than the MDL.
NL = Not Listed
ND = No detected compoundes in suite

Table 2
Summary of Groundwater Analytical Results (June 2020)
National Grid Inwood Former Holder Site
Inwood, NY

AECOM

Location ID Sample Date Sample ID SDG	CAS #	NYSDEC Groundwater Guidance or Standard Value	MW-16S 6/9/2020 MW-16S-060920 4602107381	MW-21S 6/10/2020 MW-21S-061020 4602110481	MW-38D 6/4/2020 MW-38D-060420 4602105381	MW-38I 6/4/2020 MW-38I-060420 4602105381	MW-50I 6/9/2020 MW-50I-060920 4602107381	MW-50S 6/9/2020 MW-50S-060920 4602107381	MW-51I 6/10/2020 MW-51I-061020 4602110481	MW-51S 6/10/2020 MW-51S-061020 4602110481	MW-51S 6/10/2020 DUP061020B 4602110481	MW-52I 6/5/2020 MW-52I-060520 4602105381	MW-52S 6/5/2020 MW-52S-060520 4602105381
BTEX (ug/l)													
Benzene	71-43-2	1	< 1.0 U	**1500**	< 1.0 U	< 1.0 U	< 50 U	< 10 U	< 25 U	< 1.0 U	< 1.0 U	< 1.0 U	< 1.0 U
Ethylbenzene	100-41-4	5	< 1.0 U	**1300**	< 1.0 U	< 1.0 U	< 50 U	< 10 U	< 25 U	< 1.0 U	< 1.0 U	< 1.0 U	< 1.0 U
m+p-Xylene	1330-20-7-M,P	NL	< 1.0 U	**1200**	< 1.0 U	< 1.0 U	< 50 U	< 10 U	< 25 U	< 1.0 U	< 1.0 U	< 1.0 U	< 1.0 U
o-Xylene	95-47-6	NL	< 1.0 U	**640**	< 1.0 U	< 1.0 U	< 50 U	< 10 U	< 25 U	< 1.0 U	< 1.0 U	< 1.0 U	< 1.0 U
Toluene	108-88-3	5	< 1.0 U	**1800**	< 1.0 U	< 1.0 U	< 50 U	< 10 U	< 25 U	< 1.0 U	< 1.0 U	< 1.0 U	< 1.0 U
Total BTEX		NL	ND	**6440**	ND	ND	ND	ND	ND	ND	ND	ND	ND
VOCs (ug/l)													
1,1,1-Trichloroethane	71-55-6	5	< 1.0 U	< 5.0 U	< 1.0 U	< 1.0 U	< 50 U	< 10 U	< 25 U	< 1.0 U	< 1.0 U	< 1.0 U	< 1.0 U
1,1,2,2-Tetrachloroethane	79-34-5	5	< 1.0 U	< 5.0 U	< 1.0 U	< 1.0 U	< 50 U	< 10 U	< 25 U	< 1.0 U	< 1.0 U	< 1.0 U	< 1.0 U
1,1,2-Trichloro-1,2,2-trifluoroethane	76-13-1	5	< 1.0 U	< 5.0 U	< 1.0 U	< 1.0 U	< 50 U	< 10 U	< 25 U	< 1.0 U	< 1.0 U	< 1.0 U	< 1.0 U
1,1,2-Trichloroethane	79-00-5	1	< 1.0 U	< 5.0 U	< 1.0 U	< 1.0 U	< 50 U	< 10 U	< 25 U	< 1.0 U	< 1.0 U	< 1.0 U	< 1.0 U
1,1-Dichloroethane	75-34-3	5	< 1.0 U	< 5.0 U	< 1.0 U	< 1.0 U	< 50 U	< 10 U	< 25 U	< 1.0 U	< 1.0 U	**1.0**	**0.84 J**
1,1-Dichloroethene	75-35-4	5	< 1.0 U	< 5.0 U	< 1.0 U	< 1.0 U	**86**	< 10 U	< 25 U	< 1.0 U	< 1.0 U	< 1.0 U	< 1.0 U
1,2,3-Trichlorobenzene	87-61-6	5	< 1.0 U	< 5.0 U	< 1.0 U	< 1.0 U	< 50 U	< 10 U	< 25 U	< 1.0 U	< 1.0 U	< 1.0 U	< 1.0 U
1,2,4-Trichlorobenzene	120-82-1	5	< 1.0 U	< 5.0 U	< 1.0 U	< 1.0 U	< 50 U	< 10 U	< 25 U	< 1.0 U	< 1.0 U	< 1.0 U	< 1.0 U
1,2-Dibromo-3-chloropropane	96-12-8	0.04	< 1.0 U	< 5.0 U	< 1.0 U	< 1.0 U	< 50 U	< 10 U	< 25 U	< 1.0 U	< 1.0 U	< 1.0 U	< 1.0 U
1,2-Dibromoethane	106-93-4	0.0006	< 1.0 U	< 5.0 U	< 1.0 U	< 1.0 U	< 50 U	< 10 U	< 25 U	< 1.0 U	< 1.0 U	< 1.0 U	< 1.0 U
1,2-Dichlorobenzene	95-50-1	3	< 1.0 U	< 5.0 U	< 1.0 U	< 1.0 U	< 50 U	< 10 U	< 25 U	< 1.0 U	< 1.0 U	< 1.0 U	< 1.0 U
1,2-Dichloroethane	107-06-2	0.6	< 1.0 U	< 5.0 U	< 1.0 U	< 1.0 U	< 50 U	< 10 U	< 25 U	< 1.0 U	< 1.0 U	< 1.0 U	< 1.0 U
1,2-Dichloropropane	78-87-5	1	< 1.0 U	< 5.0 U	< 1.0 U	< 1.0 U	< 50 U	< 10 U	< 25 U	< 1.0 U	< 1.0 U	< 1.0 U	< 1.0 U
1,3-Dichlorobenzene	541-73-1	3	< 1.0 U	< 5.0 U	< 1.0 U	< 1.0 U	< 50 U	< 10 U	< 25 U	< 1.0 U	< 1.0 U	< 1.0 U	< 1.0 U
1,4-Dichlorobenzene	106-46-7	3	< 1.0 U	< 5.0 U	< 1.0 U	< 1.0 U	< 50 U	< 10 U	< 25 U	< 1.0 U	< 1.0 U	< 1.0 U	< 1.0 U
1,4-Dioxane	123-91-1	NL	< 50 U	< 250 U	< 50 U	< 50 U	< 2500 U	< 500 U	< 1300 U	< 50 U	< 50 U	< 50 U	< 50 U
2-Butanone	78-93-3	50	< 5.0 U	< 25 U	< 5.0 U	< 5.0 U	< 250 U	< 50 U	< 130 U	< 5.0 U	< 5.0 U	< 5.0 U	< 5.0 U
2-Hexanone	591-78-6	50	< 5.0 U	< 25 U	< 5.0 U	< 5.0 U	< 250 U	< 50 U	< 130 U	< 5.0 U	< 5.0 U	< 5.0 U	< 5.0 U
4-Methyl-2-pentanone	108-10-1	NL	< 5.0 U	< 25 U	< 5.0 U	< 5.0 U	< 250 U	< 50 U	< 130 U	< 5.0 U	< 5.0 U	< 5.0 U	< 5.0 U
Acetone	67-64-1	50	< 5.0 U	**26 J+**	< 5.0 U	**8.8 J+**	< 250 U	< 50 U	< 130 U	< 5.0 U	< 5.0 U	**5.3 J+**	< 5.0 U
Bromochloromethane	74-97-5	5	< 1.0 U	< 5.0 U	< 1.0 U	< 1.0 U	< 50 U	< 10 U	< 25 U	< 1.0 U	< 1.0 U	< 1.0 U	< 1.0 U
Bromodichloromethane	75-27-4	50	< 1.0 U	< 5.0 U	< 1.0 U	< 1.0 U	< 50 U	< 10 U	< 25 U	< 1.0 U	< 1.0 U	< 1.0 U	< 1.0 U
Bromoform	75-25-2	50	< 1.0 U	< 5.0 U	< 1.0 U	< 1.0 U	< 50 U	< 10 U	< 25 U	< 1.0 U	< 1.0 U	< 1.0 U	< 1.0 U
Bromomethane	74-83-9	5	< 1.0 U	< 5.0 UJ	< 1.0 U	< 1.0 U	< 50 U	< 10 U	< 25 U	< 1.0 U	< 1.0 U	< 1.0 U	< 1.0 U
Carbon disulfide	75-15-0	NL	< 1.0 U	< 5.0 U	< 1.0 U	< 1.0 U	< 50 U	< 10 U	< 25 U	< 1.0 U	< 1.0 U	< 1.0 U	< 1.0 U
Carbon tetrachloride	56-23-5	5	< 1.0 U	< 5.0 U	< 1.0 U	< 1.0 U	< 50 U	< 10 U	< 25 U	< 1.0 U	< 1.0 U	< 1.0 U	< 1.0 U
Chlorobenzene	108-90-7	5	< 1.0 U	< 5.0 U	< 1.0 U	< 1.0 U	< 50 U	< 10 U	< 25 U	< 1.0 U	< 1.0 U	< 1.0 U	< 1.0 U
Chloroethane	75-00-3	5	< 1.0 U	< 5.0 U	< 1.0 U	< 1.0 U	< 50 U	< 10 U	< 25 U	< 1.0 U	< 1.0 U	< 1.0 U	< 1.0 U
Chloroform	67-66-3	7	< 1.0 U	< 5.0 U	< 1.0 U	< 1.0 U	< 50 U	< 10 U	< 25 U	< 1.0 U	< 1.0 U	< 1.0 U	< 1.0 U
Chloromethane	74-87-3	5	< 1.0 U	< 5.0 U	< 1.0 U	< 1.0 U	< 50 U	< 10 U	< 25 U	< 1.0 U	< 1.0 U	< 1.0 U	< 1.0 U
cis-1,2-Dichloroethene	156-59-2	5	< 1.0 U	< 5.0 U	< 1.0 U	< 1.0 U	**17000**	**2700**	**1200**	**5.6**	**5.8**	**1.4**	**1.7**
cis-1,3-Dichloropropene	10061-01-5	0.4	< 1.0 U	< 5.0 U	< 1.0 U	< 1.0 U	< 50 U	< 10 U	< 25 U	< 1.0 U	< 1.0 U	< 1.0 U	< 1.0 U
Cyclohexane	110-82-7	NL	< 1.0 U	< 5.0 U	< 1.0 U	< 1.0 U	< 50 U	< 10 U	< 25 U	< 1.0 U	< 1.0 U	< 1.0 U	< 1.0 U
Dibromochloromethane	124-48-1	50	< 1.0 U	< 5.0 U	< 1.0 U	< 1.0 U	< 50 U	< 10 U	< 25 U	< 1.0 U	< 1.0 U	< 1.0 U	< 1.0 U
Dichlorodifluoromethane	75-71-8	5	< 1.0 U	< 5.0 U	< 1.0 U	< 1.0 U	< 50 U	< 10 U	< 25 U	< 1.0 U	< 1.0 U	< 1.0 U	< 1.0 U
Isopropylbenzene	98-82-8	5	< 1.0 U	**20**	< 1.0 U	< 1.0 U	< 50 U	< 10 U	< 25 U	< 1.0 U	< 1.0 U	< 1.0 U	< 1.0 U
Methyl acetate	79-20-9	NL	< 5.0 U	< 25 U	< 5.0 U	< 5.0 U	< 250 U	< 50 U	< 130 U	< 5.0 U	< 5.0 U	< 5.0 U	< 5.0 U
Methyl tert-butyl ether	1634-04-4	NL	< 1.0 U	< 5.0 U	< 1.0 U	**0.81 J**	< 50 U	< 10 U	< 25 U	**0.49 J**	< 1.0 U	**0.78 J**	< 1.0 U
Methylcyclohexane	108-87-2	NL	< 1.0 U	< 5.0 U	< 1.0 U	< 1.0 U	< 50 U	< 10 U	< 25 U	< 1.0 U	< 1.0 U	< 1.0 U	< 1.0 U
Methylene chloride	75-09-2	5	< 1.0 U	< 5.0 U	< 1.0 U	< 1.0 U	< 50 U	< 10 U	< 25 U	< 1.0 U	**0.32 J**	< 1.0 U	< 1.0 U
Styrene	100-42-5	5	< 1.0 U	**550**	< 1.0 U	< 1.0 U	< 50 U	< 10 U	< 25 U	< 1.0 U	< 1.0 U	< 1.0 U	< 1.0 U
Tetrachloroethene	127-18-4	5	< 1.0 U	< 5.0 U	< 1.0 U	< 1.0 U	**750**	**8.2 J**	**12000**	**230**	**250**	< 1.0 U	< 1.0 U
trans-1,2-Dichloroethene	156-60-5	5	< 1.0 U	< 5.0 U	< 1.0 U	< 1.0 U	**110**	**17**	**7.6 J**	< 1.0 U	< 1.0 U	< 1.0 U	**0.65 J**
trans-1,3-Dichloropropene	10061-02-6	0.4	< 1.0 U	< 5.0 U	< 1.0 U	< 1.0 U	< 50 U	< 10 U	< 25 U	< 1.0 U	< 1.0 U	< 1.0 U	< 1.0 U
Trichloroethene	79-01-6	5	< 1.0 U	< 5.0 U	< 1.0 U	< 1.0 U	**5500**	**21**	**2200**	**24**	**26**	< 1.0 U	< 1.0 U
Trichlorofluoromethane	75-69-4	5	< 1.0 U	< 5.0 U	< 1.0 U	< 1.0 U	< 50 U	< 10 U	< 25 U	< 1.0 U	< 1.0 U	< 1.0 U	< 1.0 U
Vinyl chloride	75-01-4	2	< 1.0 U	< 5.0 U	< 1.0 U	< 1.0 U	**150**	**62**	< 25 U	< 1.0 U	< 1.0 U	**0.40 J**	**0.26 J**
Total VOCs		NL	ND	**7036**	ND	**9.61**	**23596**	**2808.2**	**15407.6**	**260.09**	**282.12**	**8.88**	**3.45**

Table 2
Summary of Groundwater Analytical Results (June 2020)
National Grid Inwood Former Holder Site
Inwood, NY

AECOM

Location ID Sample Date Sample ID SDG	CAS #	NYSDEC Groundwater Guidance or Standard Value	MW-16S 6/9/2020 MW-16S-060920 4602107381	MW-21S 6/10/2020 MW-21S-061020 4602110481	MW-38D 6/4/2020 MW-38D-060420 4602105381	MW-38I 6/4/2020 MW-38I-060420 4602105381	MW-50I 6/9/2020 MW-50I-060920 4602107381	MW-50S 6/9/2020 MW-50S-060920 4602107381	MW-51I 6/10/2020 MW-51I-061020 4602110481	MW-51S 6/10/2020 MW-51S-061020 4602110481	MW-51S 6/10/2020 DUP061020B 4602110481	MW-52I 6/5/2020 MW-52I-060520 4602105381	MW-52S 6/5/2020 MW-52S-060520 4602105381
PAHs (ug/l)													
2-Methylnaphthalene	91-57-6	NL	< 10 U	**180 J**	< 10 U	< 10 U	< 10 U	< 10 U	< 10 U	< 10 U	< 10 U	< 10 U	< 10 U
Acenaphthene	83-32-9	20	< 10 U	< 250 U	< 10 U	< 10 U	< 10 U	**1.7 J**	< 10 U	< 10 U	< 10 U	< 10 U	**1.3 J**
Acenaphthylene	208-96-8	NL	< 10 U	**50 J**	< 10 U	< 10 U	< 10 U	< 10 U	< 10 U	< 10 U	< 10 U	< 10 U	< 10 U
Anthracene	120-12-7	50	< 10 U	< 250 U	< 10 U	< 10 U	< 10 U	< 10 U	< 10 U	< 10 U	< 10 U	< 10 U	< 10 U
Benzo(a)anthracene	56-55-3	0.002	< 1.0 U	< 25 U	< 1.0 U	< 1.0 U	< 1.0 U	< 1.0 U	< 1.0 U	< 1.0 U	< 1.0 U	< 1.0 U	< 1.0 U
Benzo(a)pyrene	50-32-8	NL	< 1.0 U	< 25 U	< 1.0 U	< 1.0 U	< 1.0 U	< 1.0 U	< 1.0 U	< 1.0 U	< 1.0 U	< 1.0 U	< 1.0 U
Benzo(b)fluoranthene	205-99-2	0.002	< 2.0 U	< 50 U	< 2.0 U	< 2.0 U	< 2.0 U	< 2.0 U	< 2.0 U	< 2.0 U	< 2.0 U	< 2.0 U	< 2.0 U
Benzo(ghi)perylene	191-24-2	NL	< 10 U	< 250 U	< 10 U	< 10 U	< 10 U	< 10 U	< 10 U	< 10 U	< 10 U	< 10 U	< 10 U
Benzo(k)fluoranthene	207-08-9	0.002	< 1.0 U	< 25 U	< 1.0 U	< 1.0 U	< 1.0 U	< 1.0 U	< 1.0 U	< 1.0 U	< 1.0 U	< 1.0 U	< 1.0 U
Chrysene	218-01-9	0.002	< 2.0 U	< 50 U	< 2.0 U	< 2.0 U	< 2.0 U	< 2.0 U	< 2.0 U	< 2.0 U	< 2.0 U	< 2.0 U	< 2.0 U
Dibenz(a,h)anthracene	53-70-3	NL	< 1.0 U	< 25 U	< 1.0 U	< 1.0 U	< 1.0 U	< 1.0 U	< 1.0 U	< 1.0 U	< 1.0 U	< 1.0 U	< 1.0 U
Fluoranthene	206-44-0	50	< 10 U	< 250 U	< 10 U	< 10 U	< 10 U	< 10 U	< 10 U	< 10 U	< 10 U	< 10 U	< 10 U
Fluorene	86-73-7	50	< 10 U	< 250 U	< 10 U	< 10 U	< 10 U	< 10 U	< 10 U	< 10 U	< 10 U	< 10 U	< 10 U
Indeno(1,2,3-cd)pyrene	193-39-5	0.002	< 2.0 U	< 50 U	< 2.0 U	< 2.0 U	< 2.0 U	< 2.0 U	< 2.0 U	< 2.0 U	< 2.0 U	< 2.0 U	< 2.0 U
Naphthalene	91-20-3	10	< 2.0 U	**2000**	< 2.0 U	< 2.0 U	< 2.0 U	< 2.0 U	< 2.0 U	< 2.0 U	< 2.0 U	< 2.0 U	< 2.0 U
Phenanthrene	85-01-8	50	< 10 U	< 250 U	< 10 U	< 10 U	< 10 U	< 10 U	< 10 U	< 10 U	< 10 U	< 10 U	< 10 U
Pyrene	129-00-0	50	< 10 U	< 250 U	< 10 U	< 10 U	< 10 U	< 10 U	< 10 U	< 10 U	< 10 U	< 10 U	< 10 U
Total PAHs		NL	ND	**2230**	ND	ND	ND	**1.7**	ND	ND	ND	ND	**1.3**
SVOCs (ug/l)													
1,1'-Biphenyl	92-52-4	5	< 10 U	< 250 U	< 10 U	< 10 U	< 10 U	< 10 U	< 10 U	< 10 U	< 10 U	< 10 U	< 10 U
1,2,4,5-TETRACHLOROBENZENE	95-94-3	5	< 10 U	< 250 U	< 10 U	< 10 U	< 10 U	< 10 U	< 10 U	< 10 U	< 10 U	< 10 U	< 10 U
2,2'-oxybis(1-Chloropropane)	108-60-1	NL	< 10 U	< 250 UJ	< 10 U	< 10 U	< 10 U	< 10 U	< 10 U	< 10 U	< 10 U	< 10 U	< 10 U
2,3,4,6-Tetrachlorophenol	58-90-2	NL	< 10 U	< 250 U	< 10 U	< 10 U	< 10 U	< 10 U	< 10 U	< 10 U	< 10 U	< 10 U	< 10 U
2,4,5-Trichlorophenol	95-95-4	NL	< 10 U	< 250 U	< 10 U	< 10 U	< 10 U	< 10 U	< 10 U	< 10 U	< 10 U	< 10 U	< 10 U
2,4,6-Trichlorophenol	88-06-2	NL	< 10 U	< 250 U	< 10 U	< 10 U	< 10 U	< 10 U	< 10 U	< 10 U	< 10 U	< 10 U	< 10 U
2,4-Dichlorophenol	120-83-2	5	< 10 U	< 250 U	< 10 U	< 10 U	< 10 U	< 10 U	< 10 U	< 10 U	< 10 U	< 10 U	< 10 U
2,4-Dimethylphenol	105-67-9	50	< 10 U	< 250 U	< 10 U	< 10 U	< 10 U	< 10 U	< 10 U	< 10 U	< 10 U	< 10 U	< 10 U
2,4-Dinitrophenol	51-28-5	10	< 20 U	< 500 U	< 20 U	< 20 U	< 20 U	< 20 U	< 20 U	< 20 U	< 20 U	< 20 U	< 20 U
2,4-Dinitrotoluene	121-14-2	5	< 2.0 U	< 50 U	< 2.0 U	< 2.0 U	< 2.0 U	< 2.0 U	< 2.0 U	< 2.0 U	< 2.0 U	< 2.0 U	< 2.0 U
2,6-Dinitrotoluene	606-20-2	5	< 2.0 U	< 50 U	< 2.0 U	< 2.0 U	< 2.0 U	< 2.0 U	< 2.0 U	< 2.0 U	< 2.0 U	< 2.0 U	< 2.0 U
2-Chloronaphthalene	91-58-7	10	< 10 U	< 250 U	< 10 U	< 10 U	< 10 U	< 10 U	< 10 U	< 10 U	< 10 U	< 10 U	< 10 U
2-Chlorophenol	95-57-8	NL	< 10 U	< 250 U	< 10 U	< 10 U	< 10 U	< 10 U	< 10 U	< 10 U	< 10 U	< 10 U	< 10 U
2-Methylphenol	95-48-7	NL	< 10 U	< 250 U	< 10 U	< 10 U	< 10 U	< 10 U	< 10 U	< 10 U	< 10 U	< 10 U	< 10 U
2-Nitroaniline	88-74-4	5	< 10 U	< 250 U	< 10 U	< 10 U	< 10 U	< 10 U	< 10 U	< 10 U	< 10 U	< 10 U	< 10 U
2-Nitrophenol	88-75-5	NL	< 10 U	< 250 U	< 10 U	< 10 U	< 10 U	< 10 U	< 10 U	< 10 U	< 10 U	< 10 U	< 10 U
3,3'-Dichlorobenzidine	91-94-1	5	< 10 U	< 250 U	< 10 U	< 10 U	< 10 U	< 10 U	< 10 U	< 10 U	< 10 U	< 10 U	< 10 U
3-Nitroaniline	99-09-2	5	< 10 U	< 250 U	< 10 U	< 10 U	< 10 U	< 10 U	< 10 U	< 10 U	< 10 U	< 10 U	< 10 U
4,6-Dinitro-2-methylphenol	534-52-1	NL	< 20 U	< 500 U	< 20 U	< 20 U	< 20 U	< 20 U	< 20 U	< 20 U	< 20 U	< 20 U	< 20 U
4-Bromophenyl phenyl ether	101-55-3	NL	< 10 U	< 250 U	< 10 U	< 10 U	< 10 U	< 10 U	< 10 U	< 10 U	< 10 U	< 10 U	< 10 U
4-Chloro-3-methylphenol	59-50-7	NL	< 10 U	< 250 U	< 10 U	< 10 U	< 10 U	< 10 U	< 10 U	< 10 U	< 10 U	< 10 U	< 10 U
4-Chloroaniline	106-47-8	5	< 10 U	< 250 U	< 10 U	< 10 U	< 10 U	< 10 U	< 10 U	< 10 U	< 10 U	< 10 U	< 10 U
4-Chlorophenyl phenyl ether	7005-72-3	NL	< 10 U	< 250 U	< 10 U	< 10 U	< 10 U	< 10 U	< 10 U	< 10 U	< 10 U	< 10 U	< 10 U
4-Methylphenol	106-44-5	NL	< 10 U	< 250 UJ	< 10 U	< 10 U	< 10 U	< 10 U	< 10 U	< 10 U	< 10 U	< 10 U	< 10 U
4-Nitroaniline	100-01-6	5	< 10 U	< 250 U	< 10 U	< 10 U	< 10 U	< 10 U	< 10 U	< 10 U	< 10 U	< 10 U	< 10 U
4-Nitrophenol	100-02-7	NL	< 20 U	< 500 U	< 20 U	< 20 U	< 20 U	< 20 U	< 20 U	< 20 U	< 20 U	< 20 U	< 20 U
Acetophenone	98-86-2	NL	< 10 U	< 250 U	< 10 U	< 10 U	< 10 U	< 10 U	< 10 U	< 10 U	< 10 U	< 10 U	< 10 U
Atrazine	1912-24-9	7.5	< 2.0 U	< 50 UJ	< 2.0 U	< 2.0 U	< 2.0 U	< 2.0 U	< 2.0 UJ	< 2.0 UJ	< 2.0 UJ	< 2.0 U	< 2.0 U
Benzaldehyde	100-52-7	NL	< 10 U	< 250 UJ	< 10 U	< 10 U	< 10 U	< 10 U	< 10 UJ	< 10 UJ	< 10 UJ	< 10 UJ	< 10 U
bis(2-Chloroethoxy)methane	111-91-1	5	< 10 U	< 250 U	< 10 U	< 10 U	< 10 U	< 10 U	< 10 U	< 10 U	< 10 U	< 10 U	< 10 U
bis(2-Chloroethyl) ether	111-44-4	1	< 1.0 U	< 25 U	< 1.0 U	< 1.0 U	< 1.0 U	< 1.0 U	< 1.0 U	< 1.0 U	< 1.0 U	< 1.0 U	< 1.0 U
bis(2-Ethylhexyl) phthalate	117-81-7	5	< 2.0 U	< 50 U	< 2.0 U	< 2.0 U	< 2.0 U	< 2.0 U	< 2.0 U	< 2.0 U	< 2.0 U	< 2.0 U	< 2.0 U
Butyl benzyl phthalate	85-68-7	50	< 10 U	< 250 U	< 10 U	< 10 U	< 10 U	< 10 U	< 10 U	< 10 U	< 10 U	< 10 U	< 10 U
Caprolactam	105-60-2	NL	< 10 U	< 250 U	< 10 U	< 10 U	< 10 U	< 10 U	< 10 U	< 10 U	< 10 U	< 10 U	< 10 U
Carbazole	86-74-8	NL	< 10 U	< 250 U	< 10 U	< 10 U	< 10 U	< 10 U	< 10 U	< 10 U	< 10 U	< 10 U	< 10 U
Dibenzofuran	132-64-9	NL	< 10 U	< 250 U	< 10 U	< 10 U	< 10 U	< 10 U	< 10 U	< 10 U	< 10 U	< 10 U	< 10 U
Diethyl phthalate	84-66-2	50	< 10 U	< 250 U	< 10 U	< 10 U	< 10 U	< 10 U	< 10 U	< 10 U	< 10 U	< 10 U	< 10 U

Table 2
Summary of Groundwater Analytical Results (June 2020)
National Grid Inwood Former Holder Site
Inwood, NY

AECOM

Location ID Sample Date Sample ID SDG	CAS #	NYSDEC Groundwater Guidance or Standard Value	MW-16S 6/9/2020 MW-16S-060920 4602107381	MW-21S 6/10/2020 MW-21S-061020 4602110481	MW-38D 6/4/2020 MW-38D-060420 4602105381	MW-38I 6/4/2020 MW-38I-060420 4602105381	MW-50I 6/9/2020 MW-50I-060920 4602107381	MW-50S 6/9/2020 MW-50S-060920 4602107381	MW-51I 6/10/2020 MW-51I-061020 4602110481	MW-51S 6/10/2020 MW-51S-061020 4602110481	MW-51S 6/10/2020 DUP061020B 4602110481	MW-52I 6/5/2020 MW-52I-060520 4602105381	MW-52S 6/5/2020 MW-52S-060520 4602105381
SVOCs (ug/l) (cont)													
Dimethyl phthalate	131-11-3	50	< 10 U	< 250 U	< 10 U	< 10 U	< 10 U	< 10 U	< 10 U	< 10 U	< 10 U	< 10 U	< 10 U
Di-n-butyl phthalate	84-74-2	50	< 10 U	< 250 U	< 10 U	< 10 U	< 10 U	< 10 U	< 10 U	< 10 U	< 10 U	< 10 U	< 10 U
Di-n-octyl phthalate	117-84-0	50	< 10 U	< 250 U	< 10 U	< 10 U	< 10 U	< 10 U	< 10 U	< 10 U	< 10 U	< 10 U	< 10 U
Hexachlorobenzene	118-74-1	0.04	< 1.0 U	< 25 U	< 1.0 U	< 1.0 U	< 1.0 U	< 1.0 U	< 1.0 U	< 1.0 U	< 1.0 U	< 1.0 U	< 1.0 U
Hexachlorobutadiene	87-68-3	0.5	< 1.0 U	< 25 U	< 1.0 U	< 1.0 U	< 1.0 U	< 1.0 U	< 1.0 U	< 1.0 U	< 1.0 U	< 1.0 U	< 1.0 U
Hexachlorocyclopentadiene	77-47-4	5	< 10 U	< 250 U	< 10 U	< 10 U	< 10 U	< 10 U	< 10 U	< 10 U	< 10 U	< 10 U	< 10 U
Hexachloroethane	67-72-1	5	< 2.0 U	< 50 U	< 2.0 U	< 2.0 U	< 2.0 U	< 2.0 U	< 2.0 U	< 2.0 U	< 2.0 U	< 2.0 U	< 2.0 U
Isophorone	78-59-1	50	< 10 U	< 250 U	< 10 U	< 10 U	< 10 U	< 10 U	< 10 U	< 10 U	< 10 U	< 10 U	< 10 U
Nitrobenzene	98-95-3	0.4	< 1.0 U	< 25 U	< 1.0 U	< 1.0 U	< 1.0 U	< 1.0 U	< 1.0 U	< 1.0 U	< 1.0 U	< 1.0 U	< 1.0 U
N-Nitrosodi-n-propylamine	621-64-7	NL	< 1.0 U	< 25 U	< 1.0 U	< 1.0 U	< 1.0 U	< 1.0 U	< 1.0 U	< 1.0 U	< 1.0 U	< 1.0 U	< 1.0 U
N-Nitrosodiphenylamine	86-30-6	50	< 10 U	< 250 U	< 10 U	< 10 U	< 10 U	< 10 U	< 10 U	< 10 U	< 10 U	< 10 U	< 10 U
Pentachlorophenol	87-86-5	1	< 20 U	< 500 U	< 20 U	< 20 U	< 20 U	< 20 U	< 20 U	< 20 U	< 20 U	< 20 U	< 20 U
Phenol	108-95-2	1	< 10 U	< 250 U	< 10 U	< 10 U	< 10 U	< 10 U	< 10 U	< 10 U	< 10 U	< 10 U	< 10 U
Total SVOCs		NL	ND	**2230**	ND	ND	ND	**1.7**	ND	ND	ND	ND	**1.3**
Metals (ug/l)													
Arsenic	7440-38-2	25	**114**	< 15.0 U	< 15.0 U	< 15.0 U	< 15.0 U	< 15.0 U	< 15.0 U	< 15.0 U	< 15.0 U	< 15.0 U	**16.5**
Barium	7440-39-3	1000	**420**	**33.5 J**	**908**	**228**	**82.9 J**	**36.4 J**	**500**	**53.8 J**	**56.1 J**	**56.2 J**	**24.0 J**
Cadmium	7440-43-9	5	< 4.0 U	**0.54 J**	**1.2 J**	**1.7 J**	< 4.0 U	< 4.0 U	**1.7 J**	< 4.0 U	< 4.0 U	< 4.0 U	< 4.0 U
Chromium	7440-47-3	50	< 10.0 U	< 10.0 U	< 10.0 U	< 10.0 U	< 10.0 U	**5.3 J**	< 10.0 U	**5.2 J**	**5.9 J**	< 10.0 U	< 10.0 U
Lead	7439-92-1	25	< 10.0 U	< 10.0 U	**3.1 J**	**11.9**	**3.7 J**	< 10.0 U	**14.4 J+**	< 10.0 U	< 10.0 U	**3.0 J**	< 10.0 U
Mercury	7439-97-6	0.7	< 0.20 U	< 0.20 U	< 0.20 U	< 0.20 U	< 0.20 U	< 0.20 U	**0.14 J**	< 0.20 U	< 0.20 U	< 0.20 U	< 0.20 U
Selenium	7782-49-2	10	< 20.0 U	< 20.0 U	< 20.0 U	< 20.0 U	< 20.0 U	< 20.0 U	< 20.0 U	< 20.0 U	< 20.0 U	< 20.0 U	< 20.0 U
Silver	7440-22-4	50	< 10.0 U	< 10.0 U	< 10.0 U	< 10.0 U	< 10.0 U	< 10.0 U	< 10.0 U	< 10.0 U	< 10.0 U	< 10.0 U	< 10.0 U
Cyanide (ug/l)													
Cyanide, Free	57-12-5-FREE	NL	< 5.0 U	< 5.0 U	< 5.0 U	< 5.0 U	**1.8 J**	< 5.0 U	< 5.0 U	< 5.0 U	< 5.0 U	< 5.0 U	< 5.0 U

Notes:
SDG = Sample Delivery Group
[a] Well replaced during the May 2020 well redevelopment activities
J = The associated numerical value is an estimated quantity
J+ = The associated numerical value is a high estimated quantity
U = The material was analyzed for but not detected at, or above, the reporting
UJ - The associated numerical value is estimated between the method
BTEX = Benzene, Toluene, Ethylbenzene, Xylene
PAH = Polycyclic Aromatic Hydrocarbons
ug/L - Micrograms per Liter
mg/L - Milligrams per Liter
Gray highlighted cells indicates the analyte exceeded PART 375-NYSDEC Groundwater Guidance or Standard Value
Italicized highlighted cells indicates the analyte exceeded PART 375-NYSDEC Surface Water Guidance or Standard Value
Bold indicates the analyte detected at a concentration greater than the MDL.
NL = Not Listed
ND = No detected compoundes in suite

nationalgrid

Figures

Environmental Department, 175 East Old Country Road, Hicksville, New York 11801
T: (516) 581-7313 ■ F: (516) 545-2582 ■ jessica.phillips@nationalgrid.com ■ www.nationalgrid.com

Map Location

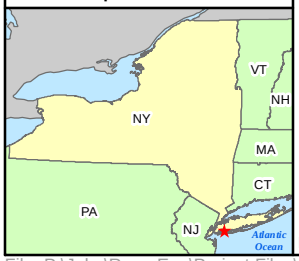

N

Site Location
National Grid
Former Inwood Gas Holder Site
Nassau Ave/Sheridan Blvd, Inwood, NY

0 500 1,000 2,000 3,000 4,000 Feet

0 100 200 400 600 800 1,000 Meters

Map Projection: State Plane, NAD 83, Feet.

Scale: 1:12,000

AECOM

Figure 1

Date: March 2020

Project #: 60137359

File: P:\Jobs\Rem_Eng\Project Files\National Grid\Inwood\GIS\Projects\Groundwater_Monitoring_Work_Plan\MXD\Fig_1_Site_Location.mxd

File: P:\Jobs\Rem_Eng\Project Files\National Grid\Inwood\GIS\Projects\Gas_Holder_Area\Groundwater_Report\MXD\Fig_2_Shallow_Groundwater_Contours.mxd

AECOM

Legend

- Shallow Groundwater Contour (Dashed Where Inferred)
- Groundwater Flow
- Monitoring Well Location
- Property Boundary
- Historic Structures
- Access Road
- Waterfront

Note
Groundwater Elevations in Feet
North American Vertical Datum of 1988.

1 inch = 120 feet
0 60 120 Feet

N

National Grid
Former Inwood Gas Holder Site
Nassau Ave/Sheridan Blvd
Inwood, NY

Shallow Groundwater Contours
June 2020

Date: 10/8/2020 | Drawn: JB | Job #: 60137359 | Figure 2

Legend

- Intermediate Groundwater Contour (Dashed Where Inferred)
- Groundwater Flow
- Monitoring Well Location
- Property Boundary
- Historic Structures
- Access Road
- Waterfront

Note
Groundwater Elevations in Feet
North American Vertical Datum of 1988.

1 inch = 120 feet
0 60 120 Feet

N

AECOM

National Grid Former Inwood Gas Holder Site Nassau Ave/Sheridan Blvd Inwood, NY			Intermediate Groundwater Contours June 2020
Date: 9/30/2020	Drawn: JB	Job #: 60137359	Figure 3

File: P:\Jobs\Rem_Eng\Project Files\National Grid\Inwood\GIS\Projects\Gas_Holder_Area\Groundwater_Report\MXD\Fig_3_Intermediate_Groundwater_Contours.mxd

File: P:\Jobs\Rem_Eng\Project Files\National Grid\Inwood\GIS\Projects\Gas_Holder_Area\Groundwater_Report\MXD\Fig_4_Deep_Groundwater_Contours.mxd

AECOM

Legend

- Deep Groundwater Contour (Dashed Where Inferred)
- Groundwater Flow
- Monitoring Well Location
- Property Boundary
- Historic Structures
- Access Road
- Waterfront

Note
Groundwater Elevations in Feet
North American Vertical Datum of 1988.

1 inch = 120 feet
0 60 120 Feet

N

National Grid Former Inwood Gas Holder Site Nassau Ave/Sheridan Blvd Inwood, NY	Deep Groundwater Contours June 2020
Date: 10/9/2020 Drawn: JB Job #: 60137359	Figure 4

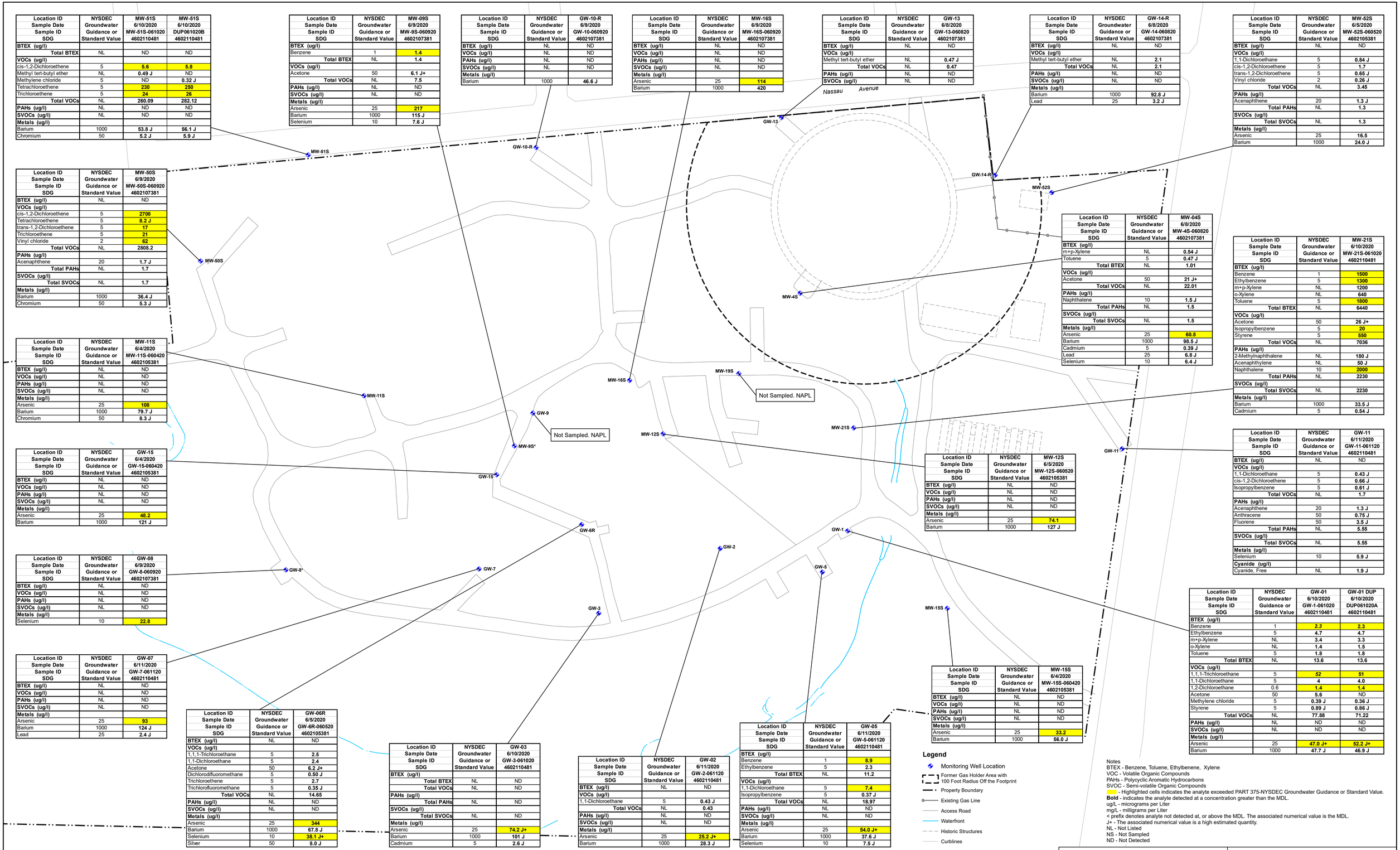

Location ID	NYSDEC Groundwater Guidance or Standard Value	MW-51S	MW-51S
Sample Date		6/10/2020	6/10/2020
Sample ID		MW-51S-061020	DUP061020B
SDG		4602110481	4602110481
BTEX (ug/l)			
Total BTEX	NL	ND	ND
VOCs (ug/l)			
cis-1,2-Dichloroethene	5	**5.6**	**5.8**
Methyl tert-butyl ether	NL	**0.49 J**	ND
Methylene chloride	5	ND	**0.32 J**
Tetrachloroethene	5	**230**	**250**
Trichloroethene	5	**24**	**26**
Total VOCs	NL	**260.09**	**282.12**
PAHs (ug/l)	NL	ND	ND
SVOCs (ug/l)	NL	ND	ND
Metals (ug/l)			
Barium	1000	**53.8 J**	**56.1 J**
Chromium	50	**5.2 J**	**5.9 J**

Location ID	NYSDEC Groundwater Guidance or Standard Value	MW-09S
Sample Date		6/9/2020
Sample ID		MW-9S-060920
SDG		4602107381
BTEX (ug/l)		
Benzene	1	**1.4**
Total BTEX	NL	**1.4**
VOCs (ug/l)		
Acetone	50	**6.1 J+**
Total VOCs	NL	**7.5**
PAHs (ug/l)	NL	ND
SVOCs (ug/l)	NL	ND
Metals (ug/l)		
Arsenic	25	**217**
Barium	1000	**115 J**
Selenium	10	**7.6 J**

Location ID	NYSDEC Groundwater Guidance or Standard Value	GW-10-R
Sample Date		6/9/2020
Sample ID		GW-10-060920
SDG		4602107381
BTEX (ug/l)	NL	ND
VOCs (ug/l)	NL	ND
PAHs (ug/l)	NL	ND
SVOCs (ug/l)	NL	ND
Metals (ug/l)		
Barium	1000	**46.6 J**

Location ID	NYSDEC Groundwater Guidance or Standard Value	MW-16S
Sample Date		6/9/2020
Sample ID		MW-16S-060920
SDG		4602107381
BTEX (ug/l)	NL	ND
VOCs (ug/l)	NL	ND
PAHs (ug/l)	NL	ND
SVOCs (ug/l)	NL	ND
Metals (ug/l)		
Arsenic	25	**114**
Barium	1000	**420**

Location ID	NYSDEC Groundwater Guidance or Standard Value	GW-13
Sample Date		6/8/2020
Sample ID		GW-13-060820
SDG		4602107381
BTEX (ug/l)	NL	ND
VOCs (ug/l)		
Methyl tert-butyl ether	NL	**0.47 J**
Total VOCs	NL	**0.47**
PAHs (ug/l)	NL	ND
SVOCs (ug/l)	NL	ND

Location ID	NYSDEC Groundwater Guidance or Standard Value	GW-14-R
Sample Date		6/8/2020
Sample ID		GW-14-060820
SDG		4602107381
BTEX (ug/l)	NL	ND
VOCs (ug/l)		
Methyl tert-butyl ether	NL	**2.1**
Total VOCs	NL	**2.1**
PAHs (ug/l)	NL	ND
SVOCs (ug/l)	NL	ND
Metals (ug/l)		
Barium	1000	**92.8 J**
Lead	25	**3.2 J**

Location ID	NYSDEC Groundwater Guidance or Standard Value	MW-52S
Sample Date		6/5/2020
Sample ID		MW-52S-060520
SDG		4602105381
BTEX (ug/l)	NL	ND
VOCs (ug/l)		
1,1-Dichloroethane	5	**0.84 J**
cis-1,2-Dichloroethene	5	**1.7**
trans-1,2-Dichloroethene	5	**0.65 J**
Vinyl chloride	2	**0.26 J**
Total VOCs	NL	**3.45**
PAHs (ug/l)		
Acenaphthene	20	**1.3 J**
Total PAHs	NL	**1.3**
SVOCs (ug/l)		
Total SVOCs	NL	**1.3**
Metals (ug/l)		
Arsenic	25	**16.5**
Barium	1000	**24.0 J**

Location ID	NYSDEC Groundwater Guidance or Standard Value	MW-50S
Sample Date		6/9/2020
Sample ID		MW-50S-060920
SDG		4602107381
BTEX (ug/l)	NL	ND
VOCs (ug/l)		
cis-1,2-Dichloroethene	5	**2700**
Tetrachloroethene	5	**8.2 J**
trans-1,2-Dichloroethene	5	**17**
Trichloroethene	5	**21**
Vinyl chloride	2	**62**
Total VOCs	NL	**2808.2**
PAHs (ug/l)		
Acenaphthene	20	**1.7 J**
Total PAHs	NL	**1.7**
SVOCs (ug/l)		
Total SVOCs	NL	**1.7**
Metals (ug/l)		
Barium	1000	**36.4 J**
Chromium	50	**5.3 J**

Location ID	NYSDEC Groundwater Guidance or Standard Value	MW-04S
Sample Date		6/8/2020
Sample ID		MW-4S-060820
SDG		4602107381
BTEX (ug/l)		
m+p-Xylene	NL	**0.54 J**
Toluene	5	**0.47 J**
Total BTEX	NL	**1.01**
VOCs (ug/l)		
Acetone	50	**21 J+**
Total VOCs	NL	**22.01**
PAHs (ug/l)		
Naphthalene	10	**1.5 J**
Total PAHs	NL	**1.5**
SVOCs (ug/l)		
Total SVOCs	NL	**1.5**
Metals (ug/l)		
Arsenic	25	**60.8**
Barium	1000	**98.5 J**
Cadmium	5	**0.39 J**
Lead	25	**6.8 J**
Selenium	10	**6.4 J**

Location ID	NYSDEC Groundwater Guidance or Standard Value	MW-21S
Sample Date		6/10/2020
Sample ID		MW-21S-061020
SDG		4602110481
BTEX (ug/l)		
Benzene	1	**1500**
Ethylbenzene	5	**1300**
m+p-Xylene	NL	**1200**
o-Xylene	NL	**640**
Toluene	5	**1800**
Total BTEX	NL	**6440**
VOCs (ug/l)		
Acetone	50	**26 J+**
Isopropylbenzene	5	**20**
Styrene	5	**550**
Total VOCs	NL	**7036**
PAHs (ug/l)		
2-Methylnaphthalene	NL	**180 J**
Acenaphthylene	NL	**50 J**
Naphthalene	10	**2000**
Total PAHs	NL	**2230**
SVOCs (ug/l)		
Total SVOCs	NL	**2230**
Metals (ug/l)		
Barium	1000	**33.5 J**
Cadmium	5	**0.54 J**

Location ID	NYSDEC Groundwater Guidance or Standard Value	MW-11S
Sample Date		6/4/2020
Sample ID		MW-11S-060420
SDG		4602105381
BTEX (ug/l)	NL	ND
VOCs (ug/l)	NL	ND
PAHs (ug/l)	NL	ND
SVOCs (ug/l)	NL	ND
Metals (ug/l)		
Arsenic	25	**108**
Barium	1000	**79.7 J**
Chromium	50	**8.3 J**

Location ID	NYSDEC Groundwater Guidance or Standard Value	GW-11
Sample Date		6/11/2020
Sample ID		GW-11-061120
SDG		4602110481
BTEX (ug/l)	NL	ND
VOCs (ug/l)		
1,1-Dichloroethane	5	**0.43 J**
cis-1,2-Dichloroethene	5	**0.66 J**
Isopropylbenzene	5	**0.61 J**
Total VOCs	NL	**1.7**
PAHs (ug/l)		
Acenaphthene	20	**1.3 J**
Anthracene	50	**0.75 J**
Fluorene	50	**3.5 J**
Total PAHs	NL	**5.55**
SVOCs (ug/l)		
Total SVOCs	NL	**5.55**
Metals (ug/l)		
Selenium	10	**5.9 J**
Cyanide (ug/l)		
Cyanide, Free	NL	**1.9 J**

Location ID	NYSDEC Groundwater Guidance or Standard Value	GW-15
Sample Date		6/4/2020
Sample ID		GW-15-060420
SDG		4602105381
BTEX (ug/l)	NL	ND
VOCs (ug/l)	NL	ND
PAHs (ug/l)	NL	ND
SVOCs (ug/l)	NL	ND
Metals (ug/l)		
Arsenic	25	**48.2**
Barium	1000	**121 J**

Location ID	NYSDEC Groundwater Guidance or Standard Value	MW-12S
Sample Date		6/5/2020
Sample ID		MW-12S-060520
SDG		4602105381
BTEX (ug/l)	NL	ND
VOCs (ug/l)	NL	ND
PAHs (ug/l)	NL	ND
SVOCs (ug/l)	NL	ND
Metals (ug/l)		
Arsenic	25	**74.1**
Barium	1000	**127 J**

Location ID	NYSDEC Groundwater Guidance or Standard Value	GW-01	GW-01 DUP
Sample Date		6/10/2020	6/10/2020
Sample ID		GW-1-061020	DUP061020A
SDG		4602110481	4602110481
BTEX (ug/l)			
Benzene	1	**2.3**	**2.3**
Ethylbenzene	5	**4.7**	**4.7**
m+p-Xylene	NL	**3.4**	**3.3**
o-Xylene	NL	**1.4**	**1.5**
Toluene	5	**1.8**	**1.8**
Total BTEX	NL	**13.6**	**13.6**
VOCs (ug/l)			
1,1,1-Trichloroethane	5	**52**	**51**
1,1-Dichloroethane	5	**4**	**4.0**
1,2-Dichloroethane	0.6	**1.4**	**1.4**
Acetone	50	**5.6**	ND
Methylene chloride	5	**0.39 J**	**0.36 J**
Styrene	5	**0.89 J**	**0.86 J**
Total VOCs	NL	**77.88**	**71.22**
PAHs (ug/l)	NL	ND	ND
SVOCs (ug/l)	NL	ND	ND
Metals (ug/l)			
Arsenic	25	**47.0 J+**	**52.2 J+**
Barium	1000	**47.7 J**	**46.9 J**

Location ID	NYSDEC Groundwater Guidance or Standard Value	GW-08
Sample Date		6/9/2020
Sample ID		GW-8-060920
SDG		4602107381
BTEX (ug/l)	NL	ND
VOCs (ug/l)	NL	ND
PAHs (ug/l)	NL	ND
SVOCs (ug/l)	NL	ND
Metals (ug/l)		
Selenium	10	**22.8**

Location ID	NYSDEC Groundwater Guidance or Standard Value	MW-15S
Sample Date		6/4/2020
Sample ID		MW-15S-060420
SDG		4602105381
BTEX (ug/l)	NL	ND
VOCs (ug/l)	NL	ND
PAHs (ug/l)	NL	ND
SVOCs (ug/l)	NL	ND
Metals (ug/l)		
Arsenic	25	**33.2**
Barium	1000	**56.0 J**

Location ID	NYSDEC Groundwater Guidance or Standard Value	GW-07
Sample Date		6/11/2020
Sample ID		GW-7-061120
SDG		4602110481
BTEX (ug/l)	NL	ND
VOCs (ug/l)	NL	ND
PAHs (ug/l)	NL	ND
SVOCs (ug/l)	NL	ND
Metals (ug/l)		
Arsenic	25	**93**
Barium	1000	**124 J**
Lead	25	**2.4 J**

Location ID	NYSDEC Groundwater Guidance or Standard Value	GW-06R
Sample Date		6/5/2020
Sample ID		GW-6R-060520
SDG		4602105381
BTEX (ug/l)	NL	ND
VOCs (ug/l)		
1,1,1-Trichloroethane	5	**2.5**
1,1-Dichloroethane	5	**2.4**
Acetone	50	**6.2 J+**
Dichlorodifluoromethane	5	**0.50 J**
Trichloroethene	5	**2.7**
Trichlorofluoromethane	5	**0.35 J**
Total VOCs	NL	**14.65**
PAHs (ug/l)	NL	ND
SVOCs (ug/l)	NL	ND
Metals (ug/l)		
Arsenic	25	**344**
Barium	1000	**67.8 J**
Selenium	10	**38.1 J+**
Silver	50	**8.0 J**

Location ID	NYSDEC Groundwater Guidance or Standard Value	GW-03
Sample Date		6/10/2020
Sample ID		GW-3-061020
SDG		4602110481
BTEX (ug/l)		
Total BTEX	NL	ND
Total VOCs	NL	ND
PAHs (ug/l)		
Total PAHs	NL	ND
SVOCs (ug/l)		
Total SVOCs	NL	ND
Metals (ug/l)		
Arsenic	25	**74.2 J+**
Barium	1000	**101 J**
Cadmium	5	**2.6 J**

Location ID	NYSDEC Groundwater Guidance or Standard Value	GW-02
Sample Date		6/11/2020
Sample ID		GW-2-061120
SDG		4602110481
BTEX (ug/l)	NL	ND
VOCs (ug/l)		
1,1-Dichloroethane	5	**0.43 J**
Total VOCs	NL	**0.43**
PAHs (ug/l)	NL	ND
SVOCs (ug/l)	NL	ND
Metals (ug/l)		
Arsenic	25	**25.2 J+**
Barium	1000	**28.3 J**

Location ID	NYSDEC Groundwater Guidance or Standard Value	GW-05
Sample Date		6/11/2020
Sample ID		GW-5-061120
SDG		4602110481
BTEX (ug/l)		
Benzene	1	**8.9**
Ethylbenzene	5	**2.3**
Total BTEX	NL	**11.2**
VOCs (ug/l)		
1,1-Dichloroethane	5	**7.4**
Isopropylbenzene	5	**0.37 J**
Total VOCs	NL	**18.97**
PAHs (ug/l)	NL	ND
SVOCs (ug/l)	NL	ND
Metals (ug/l)		
Arsenic	25	**54.0 J+**
Barium	1000	**37.6 J**
Selenium	10	**7.5 J**

Legend

- Monitoring Well Location
- Former Gas Holder Area with 100 Foot Radius Off the Footprint
- Property Boundary
- Existing Gas Line
- Access Road
- Waterfront
- Historic Structures
- Curblines

1 Inch = 50 Feet

0 25 50 100 Feet

N

Notes
BTEX - Benzene, Toluene, Ethylbenene, Xylene
VOC - Volatile Organic Compounds
PAHs - Polycyclic Aromatic Hydrocarbons
SVOC - Semi-volatile Organic Compounds
- Highlighted cells indicates the analyte exceeded PART 375-NYSDEC Groundwater Guidance or Standard Value.
Bold - indicates the analyte detected at a concentration greater than the MDL.
ug/L - micrograms per Liter
mg/L - milligrams per Liter
< prefix denotes analyte not detected at, or above the MDL. The associated numerical value is the MDL.
J+ - The associated numerical value is a high estimated quantity.
NL - Not Listed
NS - Not Sampled
ND - Not Detected

AECOM

National Grid
Former Inwood Gas Holder Site
Nassau Ave/Sheridan Blvd
Inwood, NY

Date: 9/30/2020 Drawn: JB

Shallow Groundwater Wells
Sample Analytical Results

Figure 5

File: P:\Jobs\Rem_Eng\Project Files\National Grid\Inwood\GIS\Projects\Gas_Holder_Area\Groundwater_Report\MXD\Fig_5_Shallow_Groundwater_Wells_Analytical_Results.mxd

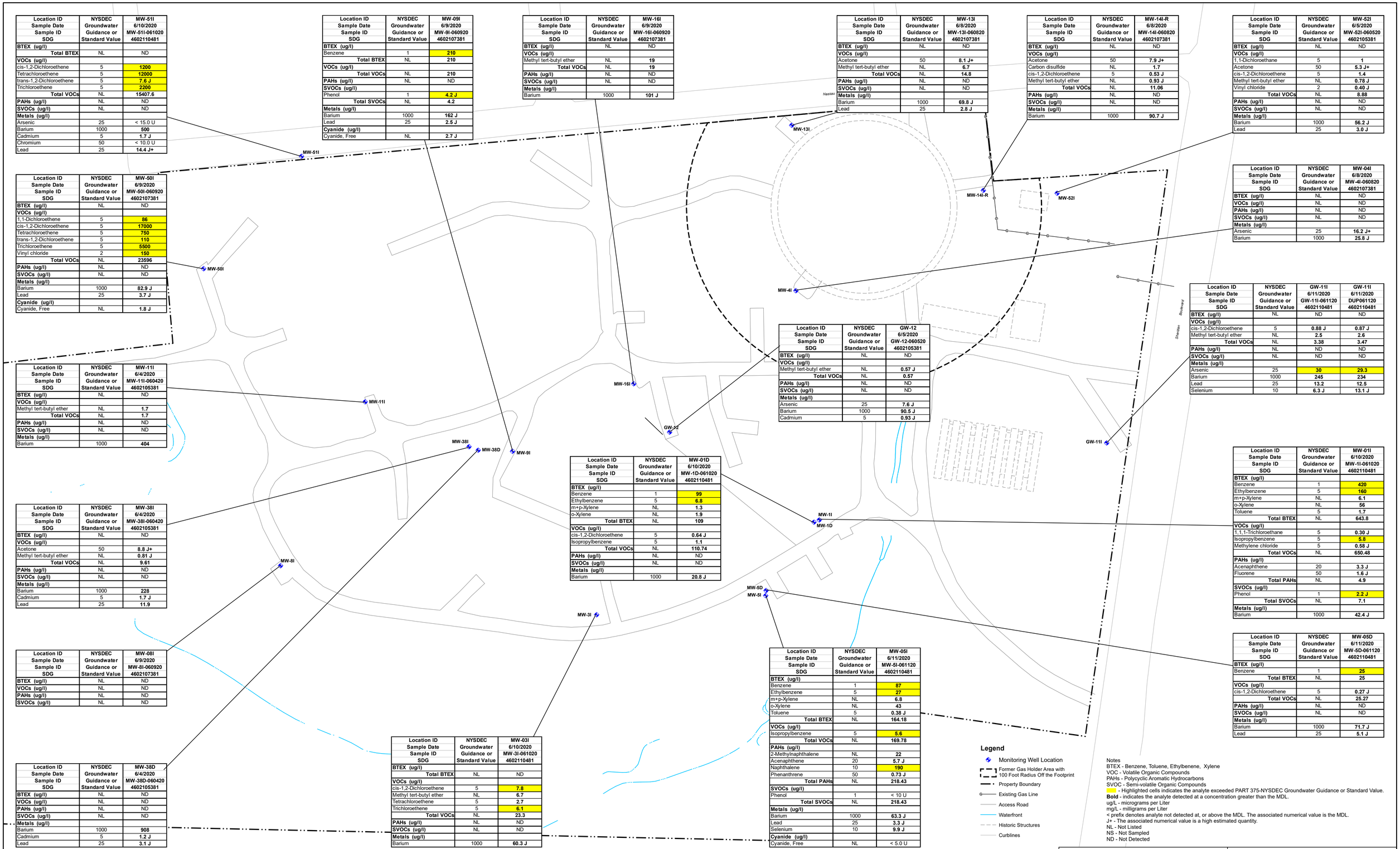

Location ID Sample Date Sample ID SDG	NYSDEC Groundwater Guidance or Standard Value	MW-51I 6/10/2020 MW-51I-061020 4602110481
BTEX (ug/l)		
Total BTEX	NL	ND
VOCs (ug/l)		
cis-1,2-Dichloroethene	5	**1200**
Tetrachloroethene	5	**12000**
trans-1,2-Dichloroethene	5	**7.6 J**
Trichloroethene	5	**2200**
Total VOCs	NL	**15407.6**
PAHs (ug/l)	NL	ND
SVOCs (ug/l)	NL	ND
Metals (ug/l)		
Arsenic	25	< 15.0 U
Barium	1000	**500**
Cadmium	5	**1.7 J**
Chromium	50	< 10.0 U
Lead	25	**14.4 J+**

Location ID Sample Date Sample ID SDG	NYSDEC Groundwater Guidance or Standard Value	MW-09I 6/9/2020 MW-9I-060920 4602107381
BTEX (ug/l)		
Benzene	1	**210**
Total BTEX	NL	**210**
VOCs (ug/l)		
Total VOCs	NL	**210**
PAHs (ug/l)	NL	ND
SVOCs (ug/l)		
Phenol	1	**4.2 J**
Total SVOCs	NL	**4.2**
Metals (ug/l)		
Barium	1000	**162 J**
Lead	25	**2.5 J**
Cyanide (ug/l)		
Cyanide, Free	NL	**2.7 J**

Location ID Sample Date Sample ID SDG	NYSDEC Groundwater Guidance or Standard Value	MW-16I 6/9/2020 MW-16I-060920 4602107381
BTEX (ug/l)	NL	ND
VOCs (ug/l)		
Methyl tert-butyl ether	NL	**19**
Total VOCs	NL	**19**
PAHs (ug/l)	NL	ND
SVOCs (ug/l)	NL	ND
Metals (ug/l)		
Barium	1000	**101 J**

Location ID Sample Date Sample ID SDG	NYSDEC Groundwater Guidance or Standard Value	MW-13I 6/8/2020 MW-13I-060820 4602107381
BTEX (ug/l)	NL	ND
VOCs (ug/l)		
Acetone	50	**8.1 J+**
Methyl tert-butyl ether	NL	**6.7**
Total VOCs	NL	**14.8**
PAHs (ug/l)	NL	ND
SVOCs (ug/l)	NL	ND
Metals (ug/l)		
Barium	1000	**69.8 J**
Lead	25	**2.8 J**

Location ID Sample Date Sample ID SDG	NYSDEC Groundwater Guidance or Standard Value	MW-14I-R 6/8/2020 MW-14I-060820 4602107381
BTEX (ug/l)	NL	ND
VOCs (ug/l)		
Acetone	50	**7.9 J+**
Carbon disulfide	NL	**1.7**
cis-1,2-Dichloroethene	5	**0.53 J**
Methyl tert-butyl ether	NL	**0.93 J**
Total VOCs	NL	**11.06**
PAHs (ug/l)	NL	ND
SVOCs (ug/l)	NL	ND
Metals (ug/l)		
Barium	1000	**90.7 J**

Location ID Sample Date Sample ID SDG	NYSDEC Groundwater Guidance or Standard Value	MW-52I 6/5/2020 MW-52I-060520 4602105381
BTEX (ug/l)	NL	ND
VOCs (ug/l)		
1,1-Dichloroethane	5	**1**
Acetone	50	**5.3 J+**
cis-1,2-Dichloroethene	5	**1.4**
Methyl tert-butyl ether	NL	**0.78 J**
Vinyl chloride	2	**0.40 J**
Total VOCs	NL	**8.88**
PAHs (ug/l)	NL	ND
SVOCs (ug/l)	NL	ND
Metals (ug/l)		
Barium	1000	**56.2 J**
Lead	25	**3.0 J**

Location ID Sample Date Sample ID SDG	NYSDEC Groundwater Guidance or Standard Value	MW-04I 6/8/2020 MW-4I-060820 4602107381
BTEX (ug/l)	NL	ND
VOCs (ug/l)	NL	ND
PAHs (ug/l)	NL	ND
SVOCs (ug/l)	NL	ND
Metals (ug/l)		
Arsenic	25	**16.2 J+**
Barium	1000	**25.8 J**

Location ID Sample Date Sample ID SDG	NYSDEC Groundwater Guidance or Standard Value	MW-50I 6/9/2020 MW-50I-060920 4602107381
BTEX (ug/l)	NL	ND
VOCs (ug/l)		
1,1-Dichloroethene	5	**86**
cis-1,2-Dichloroethene	5	**17000**
Tetrachloroethene	5	**750**
trans-1,2-Dichloroethene	5	**110**
Trichloroethene	5	**5500**
Vinyl chloride	2	**150**
Total VOCs	NL	**23596**
PAHs (ug/l)	NL	ND
SVOCs (ug/l)	NL	ND
Metals (ug/l)		
Barium	1000	**82.9 J**
Lead	25	**3.7 J**
Cyanide (ug/l)		
Cyanide, Free	NL	**1.8 J**

Location ID Sample Date Sample ID SDG	NYSDEC Groundwater Guidance or Standard Value	GW-11I 6/11/2020 GW-11I-061120 4602110481	GW-11I 6/11/2020 DUP061120 4602110481
BTEX (ug/l)	NL	ND	ND
VOCs (ug/l)			
cis-1,2-Dichloroethene	5	**0.88 J**	**0.87 J**
Methyl tert-butyl ether	NL	**2.5**	**2.6**
Total VOCs	NL	**3.38**	**3.47**
PAHs (ug/l)	NL	ND	ND
SVOCs (ug/l)	NL	ND	ND
Metals (ug/l)			
Arsenic	25	**30**	**29.3**
Barium	1000	**245**	**234**
Lead	25	**13.2**	**12.5**
Selenium	10	**6.3 J**	**13.1 J**

Location ID Sample Date Sample ID SDG	NYSDEC Groundwater Guidance or Standard Value	GW-12 6/5/2020 GW-12-060520 4602105381
BTEX (ug/l)	NL	ND
VOCs (ug/l)		
Methyl tert-butyl ether	NL	**0.57 J**
Total VOCs	NL	**0.57**
PAHs (ug/l)	NL	ND
SVOCs (ug/l)	NL	ND
Metals (ug/l)		
Arsenic	25	**7.6 J**
Barium	1000	**90.5 J**
Cadmium	5	**0.93 J**

Location ID Sample Date Sample ID SDG	NYSDEC Groundwater Guidance or Standard Value	MW-11I 6/4/2020 MW-11I-060420 4602105381
BTEX (ug/l)	NL	ND
VOCs (ug/l)		
Methyl tert-butyl ether	NL	**1.7**
Total VOCs	NL	**1.7**
PAHs (ug/l)	NL	ND
SVOCs (ug/l)	NL	ND
Metals (ug/l)		
Barium	1000	**404**

Location ID Sample Date Sample ID SDG	NYSDEC Groundwater Guidance or Standard Value	MW-01D 6/10/2020 MW-1D-061020 4602110481
BTEX (ug/l)		
Benzene	1	**99**
Ethylbenzene	5	**6.8**
m+p-Xylene	NL	**1.3**
o-Xylene	NL	**1.9**
Total BTEX	NL	**109**
VOCs (ug/l)		
cis-1,2-Dichloroethene	5	**0.64 J**
Isopropylbenzene	5	**1.1**
Total VOCs	NL	**110.74**
PAHs (ug/l)	NL	ND
SVOCs (ug/l)	NL	ND
Metals (ug/l)		
Barium	1000	**20.8 J**

Location ID Sample Date Sample ID SDG	NYSDEC Groundwater Guidance or Standard Value	MW-01I 6/10/2020 MW-1I-061020 4602110481
BTEX (ug/l)		
Benzene	1	**420**
Ethylbenzene	5	**160**
m+p-Xylene	NL	**6.1**
o-Xylene	NL	**56**
Toluene	5	**1.7**
Total BTEX	NL	**643.8**
VOCs (ug/l)		
1,1,1-Trichloroethane	5	**0.30 J**
Isopropylbenzene	5	**5.8**
Methylene chloride	5	**0.58 J**
Total VOCs	NL	**650.48**
PAHs (ug/l)		
Acenaphthene	20	**3.3 J**
Fluorene	50	**1.6 J**
Total PAHs	NL	**4.9**
SVOCs (ug/l)		
Phenol	1	**2.2 J**
Total SVOCs	NL	**7.1**
Metals (ug/l)		
Barium	1000	**42.4 J**

Location ID Sample Date Sample ID SDG	NYSDEC Groundwater Guidance or Standard Value	MW-38I 6/4/2020 MW-38I-060420 4602105381
BTEX (ug/l)	NL	ND
VOCs (ug/l)		
Acetone	50	**8.8 J+**
Methyl tert-butyl ether	NL	**0.81 J**
Total VOCs	NL	**9.61**
PAHs (ug/l)	NL	ND
SVOCs (ug/l)	NL	ND
Metals (ug/l)		
Barium	1000	**228**
Cadmium	5	**1.7 J**
Lead	25	**11.9**

Location ID Sample Date Sample ID SDG	NYSDEC Groundwater Guidance or Standard Value	MW-05D 6/11/2020 MW-5D-061120 4602110481
BTEX (ug/l)		
Benzene	1	**25**
Total BTEX	NL	**25**
VOCs (ug/l)		
cis-1,2-Dichloroethene	5	**0.27 J**
Total VOCs	NL	**25.27**
PAHs (ug/l)	NL	ND
SVOCs (ug/l)	NL	ND
Metals (ug/l)		
Barium	1000	**71.7 J**
Lead	25	**5.1 J**

Location ID Sample Date Sample ID SDG	NYSDEC Groundwater Guidance or Standard Value	MW-08I 6/9/2020 MW-8I-060920 4602107381
BTEX (ug/l)	NL	ND
VOCs (ug/l)	NL	ND
PAHs (ug/l)	NL	ND
SVOCs (ug/l)	NL	ND

Location ID Sample Date Sample ID SDG	NYSDEC Groundwater Guidance or Standard Value	MW-05I 6/11/2020 MW-5I-061120 4602110481
BTEX (ug/l)		
Benzene	1	**87**
Ethylbenzene	5	**27**
m+p-Xylene	NL	**6.8**
o-Xylene	NL	**43**
Toluene	5	**0.38 J**
Total BTEX	NL	**164.18**
VOCs (ug/l)		
Isopropylbenzene	5	**5.6**
Total VOCs	NL	**169.78**
PAHs (ug/l)		
2-Methylnaphthalene	NL	**22**
Acenaphthene	20	**5.7 J**
Naphthalene	10	**190**
Phenanthrene	50	**0.73 J**
Total PAHs	NL	**218.43**
SVOCs (ug/l)		
Phenol	1	< 10 U
Total SVOCs	NL	**218.43**
Metals (ug/l)		
Barium	1000	**63.3 J**
Lead	25	**3.3 J**
Selenium	10	**9.9 J**
Cyanide (ug/l)		
Cyanide, Free	NL	< 5.0 U

Location ID Sample Date Sample ID SDG	NYSDEC Groundwater Guidance or Standard Value	MW-38D 6/4/2020 MW-38D-060420 4602105381
BTEX (ug/l)	NL	ND
VOCs (ug/l)	NL	ND
PAHs (ug/l)	NL	ND
SVOCs (ug/l)	NL	ND
Metals (ug/l)		
Barium	1000	**908**
Cadmium	5	**1.2 J**
Lead	25	**3.1 J**

Location ID Sample Date Sample ID SDG	NYSDEC Groundwater Guidance or Standard Value	MW-03I 6/10/2020 MW-3I-061020 4602110481
BTEX (ug/l)		
Total BTEX	NL	ND
VOCs (ug/l)		
cis-1,2-Dichloroethene	5	**7.8**
Methyl tert-butyl ether	NL	**6.7**
Tetrachloroethene	5	**2.7**
Trichloroethene	5	**6.1**
Total VOCs	NL	**23.3**
PAHs (ug/l)	NL	ND
SVOCs (ug/l)	NL	ND
Metals (ug/l)		
Barium	1000	**60.3 J**

Legend

- Monitoring Well Location
- Former Gas Holder Area with 100 Foot Radius Off the Footprint
- Property Boundary
- Existing Gas Line
- Access Road
- Waterfront
- Historic Structures
- Curblines

Notes
BTEX - Benzene, Toluene, Ethylbenene, Xylene
VOC - Volatile Organic Compounds
PAHs - Polycyclic Aromatic Hydrocarbons
SVOC - Semi-volatile Organic Compounds
- Highlighted cells indicates the analyte exceeded PART 375-NYSDEC Groundwater Guidance or Standard Value.
Bold - indicates the analyte detected at a concentration greater than the MDL.
ug/L - micrograms per Liter
mg/L - milligrams per Liter
< prefix denotes analyte not detected at, or above the MDL. The associated numerical value is the MDL.
J+ - The associated numerical value is a high estimated quantity.
NL - Not Listed
NS - Not Sampled
ND - Not Detected

1 Inch = 50 Feet
0 25 50 100 Feet
N

AECOM

National Grid
Former Inwood Gas Holder Site
Nassau Ave/Sheridan Blvd
Inwood, NY

Intermediate and Deep Groundwater Wells
Sample Analytical Results

Date: 9/30/2020 | Drawn: JB | Figure 6

File: P:\Jobs\Rem_Eng\Project Files\National Grid\Inwood\GIS\Projects\Gas_Holder_Area\Groundwater_Report\MXD\Fig_6_Intermediate_Deep_Groundwater_Wells_Analytical_Results.mxd

nationalgrid

Attachment A – Well Construction Logs

Environmental Department, 175 East Old Country Road, Hicksville, New York 11801
T: (516) 581-7313 ■ F: (516) 545-2582 ■ jessica.phillips@nationalgrid.com ■ www.nationalgrid.com

WELL CONSTRUCTION DIAGRAM

Site Name**: National Grid - Inwood, NY - Former Gas Holder Site**

CONSTRUCTION OF MONITORING WELL NO**. : MW-14I-R**

Project location/number Inwood, NY		***NYSDEC Well Permit No.*** NA	***Elevation datum*** NAD88
Drilling company: Island Pump & Tank	***Driller:*** Mike Mede	***Surveyor*** CT Male	***Ground elevation*** 6.91 ft
Date of completion 5/19/2020		***Northing*** 162852.468	***Top of protective steel casing elevation*** 6.91 ft
Inspector Steve Libert		***Easting*** 1052595.074	***Top of screen pipe elevation*** 6.12 ft

A = Manhole Cover
B = Top of Riser
C = Top of Grout
D = Top of Bentonite Seal
E = Top of Sand Pack
F = Top of Screen
G = Top of Sump/Bentonite Seal
H = Bottom of Sump

KEY	DEPTHS (approximate)
A	0.0 ft bgs
B	0.5 ft bgs
C	1.0 ft bgs
D	6.0 ft bgs
E	8.0 ft bgs
F	9.0 ft bgs
G	19.0 ft bgs
H	21.0 ft bgs

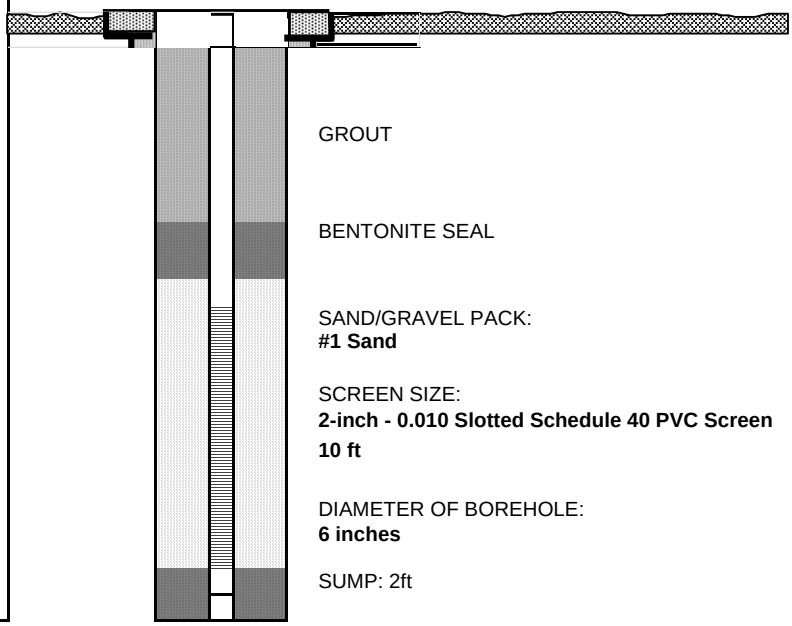

GROUT

BENTONITE SEAL

SAND/GRAVEL PACK:
#1 Sand

SCREEN SIZE:
2-inch - 0.010 Slotted Schedule 40 PVC Screen
10 ft

DIAMETER OF BOREHOLE:
6 inches

SUMP: 2ft

REMARKS :

Well installed in boring advanced by direct-push technology drill rig spinning hallow stem augers.
Developed well using a Whale pump and 1/2" polyethylene tubing for 90 minutes. Purge rate approximately 0.5 GPM. Turbidity = 38.9 NTU

WELL CONSTRUCTION DIAGRAM

Site Name**: National Grid - Inwood, NY - Former Gas Holder Site**

CONSTRUCTION OF MONITORING WELL NO**. : GW-14-R**

Project location/number Inwood, NY		***NYSDEC Well Permit No.*** NA	***Elevation datum*** NAD88
Drilling company: Island Pump & Tank	***Driller:*** Mike Mede	***Surveyor*** CT Male	***Ground elevation*** 6.24 ft
Date of completion 5/19/2020		***Northing*** 162869.958	***Top of protective steel casing elevation*** 6.24 ft
Inspector Steve Libert		***Easting*** 1502615.324	***Top of screen pipe elevation*** 5.60 ft

A = Manhole Cover
B = Top of Riser
C = Top of Grout
D = Top of Bentonite Seal
E = Top of Sand Pack
F = Top of Screen
G = Top of Sump/Bentonite Seal
H = Bottom of Sump

KEY	DEPTHS (approximate)
A	0.0 ft bgs
B	0.5 ft bgs
C	1.0 ft bgs
D	5.0 ft bgs
E	7.0 ft bgs
F	8.0 ft bgs
G	18.0 ft bgs
H	20.0 ft bgs

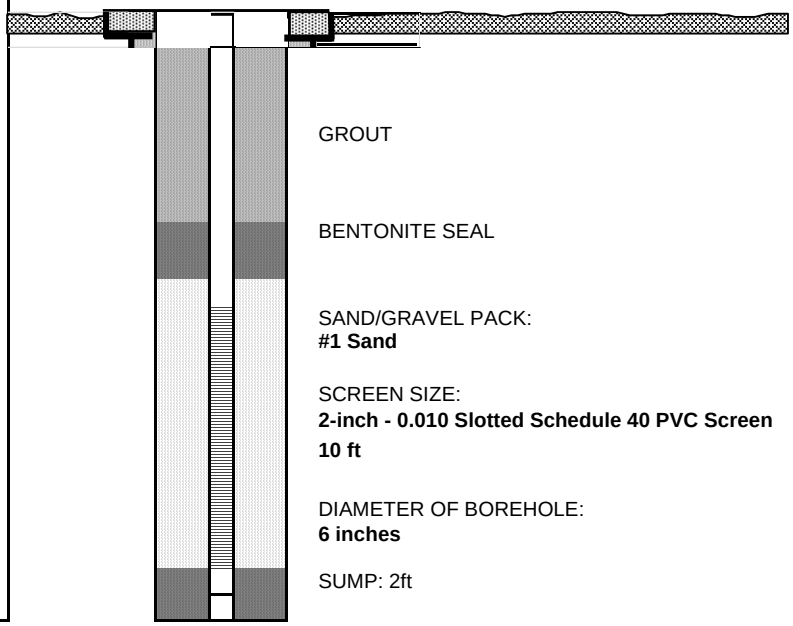

GROUT

BENTONITE SEAL

SAND/GRAVEL PACK:
#1 Sand

SCREEN SIZE:
2-inch - 0.010 Slotted Schedule 40 PVC Screen
10 ft

DIAMETER OF BOREHOLE:
6 inches

SUMP: 2ft

REMARKS :

Well installed in boring advanced by direct-push technology drill rig spinning hallow stem augers.
Developed well using a Whale pump and 1/2" polyethylene tubing for 145 minutes. Purge rate approximately 0.3 GPM. Turbidity = 29.8 NTU

WELL CONSTRUCTION DIAGRAM

Site Name**: National Grid - Inwood, NY - Former Gas Holder Site**

CONSTRUCTION OF MONITORING WELL NO**. : GW-10-R**

Project location/number Inwood, NY		***NYSDEC Well Permit No.*** NA	***Elevation datum*** NAD88
Drilling company: Island Pump & Tank	***Driller:*** Mike Mede	***Surveyor*** CT Male	***Ground elevation*** 5.46 ft
Date of completion 5/18/2020		***Northing*** 162892.238	***Top of protective steel casing elevation*** 8.38 ft
Inspector Steve Libert		***Easting*** 1052061.573	***Top of screen pipe elevation*** 7.91 ft

A = Top of Steel Cover
B = Top of Screen
C = Top of Grout
D = Top of Bentonite Seal
E = Top of Sand Pack
F = Top of Screen
G = Top of Sump/Bentonite Seal
H = Bottom of Sump

KEY	DEPTHS (approximate)
A	3.0 ft ags
B	2.5 ft ags
C	0.0
D	2.0 ft bgs
E	3.0 ft bgs
F	4.0 ft bgs
G	14.0 ft bgs
H	16.0 ft bgs

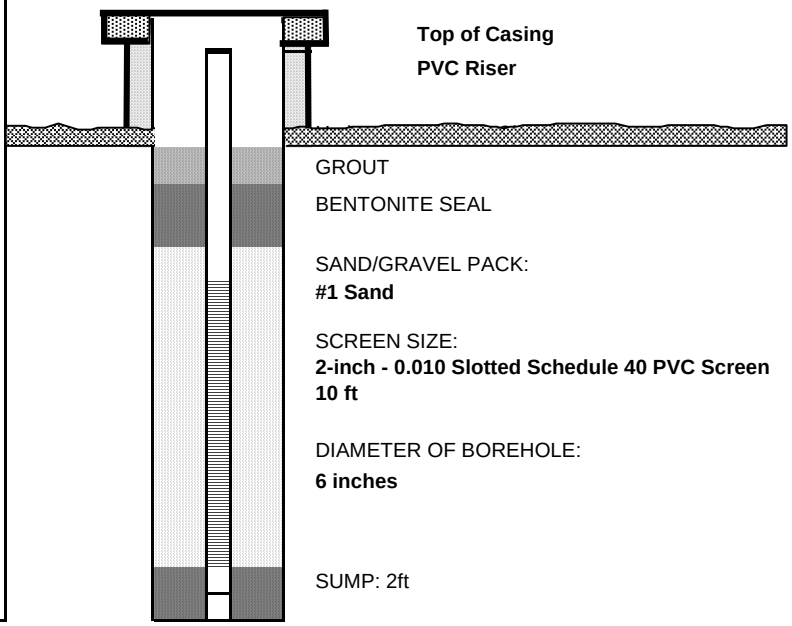

PROTECTIVE CASING:
4 inch. Steel Standpipe Cover

Top of Casing

PVC Riser

GROUT

BENTONITE SEAL

SAND/GRAVEL PACK:
#1 Sand

SCREEN SIZE:
2-inch - 0.010 Slotted Schedule 40 PVC Screen
10 ft

DIAMETER OF BOREHOLE:
6 inches

SUMP: 2ft

REMARKS :

Well installed in boring advanced by direct-push technology drill rig spinning hallow stem augers.
Developed well using a Whale pump and 1/2" polyethylene tubing for 90 minutes. Purge rate approximately 0.5 GPM. Turbidity = 17.5 NTU

nationalgrid

Attachment B – Groundwater Sampling Field Logs

Environmental Department, 175 East Old Country Road, Hicksville, New York 11801
T: (516) 581-7313 ■ F: (516) 545-2582 ■ jessica.phillips@nationalgrid.com ■ www.nationalgrid.com

AECOM

Site Name: National Grid - Inwood, NY 2020 GW Sampling Event

DATE: 6/10/2020 **SHEET** 1 **OF** 1
WEATHER: Sun 70F **FIELD PERSONNEL:** J. Patel, S. Libert & V. Grix
MONITORING WELL NO.: *GW-1* **WELL PERMIT NUMBER:**

PID AMBIENT AIR: 0.0 **PUMP INTAKE DEPTH:** 19.40 **ft from top of casing (TOC)**
PID OPEN WELL (Initial): 0.0 **WATER LEVEL BEFORE PUMP IN PLACE (Initial):** 7.42 **ft from (TOC)**
WQ Meter Cert No. **PUMP START TIME:** 11:35 **WELL DEPTH:** 21.40

TIME	Purging	Sampling	pH (pH units) Reading	pH Change*	Specific Conductivity (mS/cm) Reading	Specific Conductivity %**	Redox Potential (mv) Reading	Redox Potential Change***	Dissolved Oxygen (mg/L) Reading	Dissolved Oxygen %****	Turbidity (NTU) Reading	Turbidity %****	Temperature (degrees C) Reading	Temperature %**	Volume of Water Removed (ml)	Pumping Rate (ml/min)	Water Elevation (ft from TOC)
1135	X		6.87		2.82		-72		0.25		4.5		16.10			150	7.42
1140	X		6.83	0.04	2.88	102.13	-87	15.0	0.00	0.40	4.6	102.22	14.66	91.06	750	150	7.75
1145	X		6.90	0.07	2.85	98.96	-107	20.0	0.00	100.00	2.6	56.52	14.51	98.98	1500	150	8.00
1150	X		6.86	0.04	2.87	100.70	-111	4.0	0.00	100.00	2.0	76.92	14.17	97.66	2250	150	8.00
1155	X		6.84	0.02	2.87	100.00	-112	1.0	0.00	100.00	1.8	90.00	14.02	98.94	3000	150	8.00
1200	X		6.82	0.02	2.87	100.00	-115	3.0	0.00	100.00	1.9	105.56	14.00	99.86	3750	150	8.00
1205	X	X	6.81	0.01	2.88	100.35	-116	1.0	0.00	100.00	1.9	100.00	13.98	99.86	4500	150	8.00

Observations and Notes: DUP061020A @ 1200

- Equipment used*: YSI 6920/Horiba U52 (NJ certified),GeoPump Peristaltic Pump, teflon lined poly tubing*

Analysis: *TCL VOCs, TCL SVOCs, RCRA Metals, and Free Cyanide*

*** Calculate change by subtracting current reading from previous reading. When 3 consecutive readings are +/- 0.1, pH is considered stabilized**

**** Calculate percent by dividing current reading by previous reading and multiplying by 100. When 3 consecutive readings are between 97 and 103 percent, specific conductivity and temperature is considered stabilized**

***** Calculate change by subtracting current reading from previous reading. When when 3 consecutive readings are +/- 10 mv, redox potential is considered stabilized**

****** Calculate percent by dividing current reading by previous reading and multiplying by 100. When 3 consecutive readings are between 90 and 110 percent, these parameters are considered stabilized**

AECOM

Site Name: National Grid - Inwood, NY 2020 GW Sampling Event

DATE: 6/11/2020 **SHEET** 1 **OF** 1
WEATHER: Cloudy 60F **FIELD PERSONNEL:** J. Patel, S. Libert & V. Grix
MONITORING WELL NO.: *GW-2* **WELL PERMIT NUMBER:**

PID AMBIENT AIR: 0.0 **PUMP INTAKE DEPTH:** 18.05 **ft from top of casing (TOC)**
PID OPEN WELL (Initial): 0.0 **WATER LEVEL BEFORE PUMP IN PLACE (Initial):** 8.76 **ft from (TOC)**
WQ Meter Cert No. _____ **PUMP START TIME:** 9:00 **WELL DEPTH:** _____ 20.05

TIME	Purging	Sampling	pH (pH units) Reading	pH Change*	Specific Conductivity (mS/cm) Reading	Specific Conductivity %**	Redox Potential (mv) Reading	Redox Potential Change***	Dissolved Oxygen (mg/L) Reading	Dissolved Oxygen %****	Turbidity (NTU) Reading	Turbidity %****	Temperature (degrees C) Reading	Temperature %**	Volume of Water Removed (ml)	Pumping Rate (ml/min)	Water Elevation (ft from TOC)
900	X		6.80		0.725		-90		1.15		118		14.85			150	8.76
905	X		7.10	0.30	0.689	95.03	-129	39.0	0.00	0.09	106	89.83	13.42	90.37	750	150	8.77
910	X		7.04	0.06	0.685	99.42	-138	9.0	0.00	100.00	65.4	61.70	13.18	98.21	1500	150	8.77
915	X		6.98	0.06	0.683	99.71	-149	11.0	0.00	100.00	36.1	55.20	13.13	99.62	2250	150	8.77
920	X		6.96	0.02	0.683	100.00	-153	4.0	0.00	100.00	33.8	93.63	13.05	99.39	3000	150	8.77
925	X		6.94	0.02	0.682	99.85	-154	1.0	0.00	100.00	31.6	93.49	13.06	100.08	3750	150	8.77
930	X	X	6.94	0.00	0.682	100.00	-155	1.0	0.00	100.00	28.8	91.14	13.01	99.62	4500	150	8.77

Observations and Notes:

***- Equipment used**: YSI 6920/Horiba U52 (NJ certified),GeoPump Peristaltic Pump, teflon lined poly tubing*

***Analysis:** TCL VOCs, TCL SVOCs, RCRA Metals, and Free Cyanide*

*** Calculate change by subtracting current reading from previous reading. When 3 consecutive readings are +/- 0.1, pH is considered stabilized**

**** Calculate percent by dividing current reading by previous reading and multiplying by 100. When 3 consecutive readings are between 97 and 103 percent, specific conductivity and temperature is considered stabilized**

***** Calculate change by subtracting current reading from previous reading. When when 3 consecutive readings are +/- 10 mv, redox potential is considered stabilized**

****** Calculate percent by dividing current reading by previous reading and multiplying by 100. When 3 consecutive readings are between 90 and 110 percent, these parameters are considered stabilized**

AECOM

Site Name: National Grid - Inwood, NY 2020 GW Sampling Event

DATE: 6/10/2020 **SHEET** 1 **OF** 1
WEATHER: Sun 60F **FIELD PERSONNEL:** J. Patel, S. Libert & V. Grix
MONITORING WELL NO.: *GW-3* **WELL PERMIT NUMBER:**

PID AMBIENT AIR: 0.0 **PUMP INTAKE DEPTH:** 18.70 **ft from top of casing (TOC)**
PID OPEN WELL (Initial): 0.0 **WATER LEVEL BEFORE PUMP IN PLACE (Initial):** 10.83 **ft from (TOC)**
WQ Meter Cert No. _____ **PUMP START TIME:** 7:30 **WELL DEPTH:** _____ 20.70

TIME	Purging	Sampling	pH (pH units) Reading	pH Change*	Specific Conductivity (mS/cm) Reading	Specific Conductivity %**	Redox Potential (mv) Reading	Redox Potential Change***	Dissolved Oxygen (mg/L) Reading	Dissolved Oxygen %****	Turbidity (NTU) Reading	Turbidity %****	Temperature (degrees C) Reading	Temperature %**	Volume of Water Removed (ml)	Pumping Rate (ml/min)	Water Elevation (ft from TOC)
730	X		6.99		0.8		-11		0.64		237.8		19.29			150	10.83
735	X		6.98	0.01	0.8	100.71	-11	0.0	0.00	0.16	161	67.70	13.04	67.60	750	150	10.83
740	X		6.90	0.08	0.8	100.12	-11	0.0	0.00	100.00	77.4	48.07	12.85	98.54	1500	150	10.83
745	X		6.88	0.02	0.8	99.88	-10	1.0	0.00	100.00	71.3	92.12	12.84	99.92	2250	150	10.83
750	X		6.87	0.01	0.8	99.65	-10	0.0	0.00	100.00	54.2	76.02	12.60	98.13	3000	150	10.83
755	X		6.85	0.02	0.8	100.00	-9	1.0	0.00	100.00	51.3	94.65	12.62	100.16	3750	150	10.83
800	X		6.82	0.03	0.8	99.76	-8	1.0	0.00	100.00	47.9	93.37	12.65	100.24	4500	150	10.83
805	X	X	6.82	0.00	0.8	99.88	-6	2.0	0.00	100.00	49.4	103.13	12.66	100.08	5250	150	10.83

Observations and Notes:

***- Equipment used**: YSI 6920/Horiba U52 (NJ certified),GeoPump Peristaltic Pump, teflon lined poly tubing*

***Analysis:** TCL VOCs, TCL SVOCs, RCRA Metals, and Free Cyanide*

*** Calculate change by subtracting current reading from previous reading. When 3 consecutive readings are +/- 0.1, pH is considered stabilized**

**** Calculate percent by dividing current reading by previous reading and multiplying by 100. When 3 consecutive readings are between 97 and 103 percent, specific conductivity and temperature is considered stabilized**

***** Calculate change by subtracting current reading from previous reading. When when 3 consecutive readings are +/- 10 mv, redox potential is considered stabilized**

****** Calculate percent by dividing current reading by previous reading and multiplying by 100. When 3 consecutive readings are between 90 and 110 percent, these parameters are considered stabilized**

AECOM

Site Name: National Grid - Inwood, NY 2020 GW Sampling Event

DATE: 6/11/2020 **SHEET** 1 **OF** 1
WEATHER: Cloudy 50F **FIELD PERSONNEL:** J. Patel, S. Libert & V. Grix
MONITORING WELL NO.: *GW-5* **WELL PERMIT NUMBER:**

PID AMBIENT AIR: 0.0 **PUMP INTAKE DEPTH:** 12.38 **ft from top of casing (TOC)**
PID OPEN WELL (Initial): 0.0 **WATER LEVEL BEFORE PUMP IN PLACE (Initial):** 8.03 **ft from (TOC)**
WQ Meter Cert No. _____ **PUMP START TIME:** 7:20 **WELL DEPTH:** _____ 14.38

TIME	Purging	Sampling	pH (pH units) Reading	pH Change*	Specific Conductivity (mS/cm) Reading	Specific Conductivity %**	Redox Potential (mv) Reading	Redox Potential Change***	Dissolved Oxygen (mg/L) Reading	Dissolved Oxygen %****	Turbidity (NTU) Reading	Turbidity %****	Temperature (degrees C) Reading	Temperature %**	Volume of Water Removed (ml)	Pumping Rate (ml/min)	Water Elevation (ft from TOC)
720	X		7.08		4.53		-125		1.20		18.1		13.56			150	8.03
725	X		7.02	0.06	4.44	98.01	-135	10.0	0.83	69.17	14.9	82.32	13.03	96.09	750	150	8.10
730	X		7.00	0.02	4.40	99.10	-139	4.0	0.32	38.55	14.5	97.32	12.68	97.31	1500	150	8.10
735	X		6.94	0.06	4.16	94.55	-154	15.0	0.00	0.31	13.9	95.86	12.62	99.53	2250	150	8.10
740	X		6.93	0.01	4.12	99.04	-158	4.0	0.00	100.00	14.7	105.76	12.55	99.45	3000	150	8.10
745	X		6.92	0.01	4.05	98.30	-157	1.0	0.00	100.00	15.5	105.44	12.51	99.68	3750	150	8.10
750	X		6.92	0.00	4.03	99.51	-150	7.0	0.00	100.00	16.0	103.23	12.52	100.08	4500	150	8.10
755		X															

Observations and Notes:

***- Equipment used**: YSI 6920/Horiba U52 (NJ certified),GeoPump Peristaltic Pump, teflon lined poly tubing*

***Analysis:** TCL VOCs, TCL SVOCs, RCRA Metals, and Free Cyanide*

*** Calculate change by subtracting current reading from previous reading. When 3 consecutive readings are +/- 0.1, pH is considered stabilized**

**** Calculate percent by dividing current reading by previous reading and multiplying by 100. When 3 consecutive readings are between 97 and 103 percent, specific conductivity and temperature is considered stabilized**

***** Calculate change by subtracting current reading from previous reading. When when 3 consecutive readings are +/- 10 mv, redox potential is considered stabilized**

****** Calculate percent by dividing current reading by previous reading and multiplying by 100. When 3 consecutive readings are between 90 and 110 percent, these parameters are considered stabilized**

AECOM

Site Name: National Grid - Inwood, NY 2020 GW Sampling Event

DATE: 6/5/2020 **SHEET** 1 **OF** 1
WEATHER: Cloudy, rainy, 70F **FIELD PERSONNEL:** J. Patel, S. Libert & V. Grix
MONITORING WELL NO.: *GW-6R* **WELL PERMIT NUMBER:**

PID AMBIENT AIR: 0.0 **PUMP INTAKE DEPTH:** 12.50 **ft from top of casing (TOC)**
PID OPEN WELL (Initial): 0.0 **WATER LEVEL BEFORE PUMP IN PLACE (Initial):** 9.75 **ft from (TOC)**
WQ Meter Cert No. _____ **PUMP START TIME:** 14:00 **WELL DEPTH:** _____ 14.50

TIME	Purging	Sampling	pH (pH units) Reading	pH Change*	Specific Conductivity (mS/cm) Reading	Specific Conductivity %**	Redox Potential (mv) Reading	Redox Potential Change***	Dissolved Oxygen (mg/L) Reading	Dissolved Oxygen %****	Turbidity (NTU) Reading	Turbidity %****	Temperature (degrees C) Reading	Temperature %**	Volume of Water Removed (ml)	Pumping Rate (ml/min)	Water Elevation (ft from TOC)
1400	X		7.52		0.648		81		0.60		136		15.69			150	9.75
1405	X		7.48	0.04	0.641	98.92	82	1.0	0.55	91.67	61.1	44.93	15.42	98.28	750	150	9.75
1410	X		7.45	0.03	0.638	99.53	83	1.0	0.43	78.18	40.7	66.61	15.30	99.22	1500	150	9.75
1415	X		7.44	0.01	0.635	99.53	83	0.0	0.33	76.74	31.5	77.40	15.19	99.28	2250	150	9.75
1420	X		7.42	0.02	0.631	99.37	85	2.0	0.26	78.79	30.6	97.14	15.20	100.07	3000	150	9.75
1425	X		7.38	0.04	0.630	99.84	86	1.0	0.30	115.38	30.5	99.67	15.16	99.74	3750	150	9.75
1430	X		7.36	0.02	0.626	99.37	88	2.0	0.28	93.33	27.9	91.48	15.12	99.74	4500	150	9.75
1435	X		7.35	0.01	0.623	99.52	89	1.0	0.26	92.86	25.2	90.32	15.12	100.00	5250	150	9.75
1440	X	X	7.35	0.00	0.621	99.68	89	0.0	0.25	96.15	23.6	93.65	15.10	99.87	6000	150	9.75

Observations and Notes:

***- Equipment used**: YSI 6920/Horiba U52 (NJ certified),GeoPump Peristaltic Pump, teflon lined poly tubing*

***Analysis:** TCL VOCs, TCL SVOCs, RCRA Metals, and Free Cyanide*

*** Calculate change by subtracting current reading from previous reading. When 3 consecutive readings are +/- 0.1, pH is considered stabilized**

**** Calculate percent by dividing current reading by previous reading and multiplying by 100. When 3 consecutive readings are between 97 and 103 percent, specific conductivity and temperture is considered stabilized**

***** Calculate change by subtracting current reading from previous reading. When when 3 consecutive readings are +/- 10 mv, redox potential is considered stabilized**

****** Calculate percent by dividing current reading by previous reading and multiplying by 100. When 3 consecutive readings are between 90 and 110 percent, these parameters are considered stabilized**

AECOM

Site Name: National Grid - Inwood, NY 2020 GW Sampling Event

DATE: 6/11/2020 **SHEET** 1 **OF** 1
WEATHER: Sun 70F **FIELD PERSONNEL:** J. Patel, S. Libert & V. Grix
MONITORING WELL NO.: *GW-7* **WELL PERMIT NUMBER:**

PID AMBIENT AIR: 0.0 **PUMP INTAKE DEPTH:** 18.92 **ft from top of casing (TOC)**
PID OPEN WELL (Initial): 0.0 **WATER LEVEL BEFORE PUMP IN PLACE (Initial):** 13.48 **ft from (TOC)**
WQ Meter Cert No. _____ **PUMP START TIME:** 13:15 **WELL DEPTH:** _____ 20.92

TIME	Purging	Sampling	pH (pH units) Reading	pH Change*	Specific Conductivity (mS/cm) Reading	Specific Conductivity %**	Redox Potential (mv) Reading	Redox Potential Change***	Dissolved Oxygen (mg/L) Reading	Dissolved Oxygen %****	Turbidity (NTU) Reading	Turbidity %****	Temperature (degrees C) Reading	Temperature %**	Volume of Water Removed (ml)	Pumping Rate (ml/min)	Water Elevation (ft from TOC)
1315	X		6.88		0.86		21		0.00		119		15.82			150	13.48
1320	X		6.86	0.02	0.86	99.07	22	1.0	0.00	100.00	68.1	57.23	14.70	92.92	750	150	13.50
1325	X		6.81	0.05	0.86	100.82	25	3.0	0.00	100.00	56.6	83.11	13.11	89.18	1500	150	13.50
1330	X		6.79	0.02	0.87	100.35	26	1.0	0.00	100.00	54.0	95.41	13.18	100.53	2250	150	13.50
1335	X		6.77	0.02	0.87	100.46	30	4.0	0.00	100.00	55.0	101.85	13.08	99.24	3000	150	13.50
1340	X		6.76	0.01	0.87	100.00	30	0.0	0.00	100.00	54.7	99.45	13.04	99.69	3750	150	13.50
1345	X		6.79	0.03	0.87	100.11	34	4.0	0.00	100.00	52.8	96.53	13.01	99.77	4500	150	13.50
1350		X															

Observations and Notes:

***- Equipment used**: YSI 6920/Horiba U52 (NJ certified),GeoPump Peristaltic Pump, teflon lined poly tubing*

***Analysis:** TCL VOCs, TCL SVOCs, RCRA Metals, and Free Cyanide*

*** Calculate change by subtracting current reading from previous reading. When 3 consecutive readings are +/- 0.1, pH is considered stabilized**

**** Calculate percent by dividing current reading by previous reading and multiplying by 100. When 3 consecutive readings are between 97 and 103 percent, specific conductivity and temperature is considered stabilized**

***** Calculate change by subtracting current reading from previous reading. When when 3 consecutive readings are +/- 10 mv, redox potential is considered stabilized**

****** Calculate percent by dividing current reading by previous reading and multiplying by 100. When 3 consecutive readings are between 90 and 110 percent, these parameters are considered stabilized**

AECOM

Site Name: National Grid - Inwood, NY 2020 GW Sampling Event

DATE: 6/9/2020 **SHEET** 1 **OF** 1
WEATHER: Sun, 70F **FIELD PERSONNEL:** J. Patel, S. Libert & V. Grix
MONITORING WELL NO.: **WELL PERMIT NUMBER:**

PID AMBIENT AIR: 0.0 **PUMP INTAKE DEPTH:** 17.95 **ft from top of casing (TOC)**
PID OPEN WELL (Initial): 0.0 **WATER LEVEL BEFORE PUMP IN PLACE (Initial):** 12.28 **ft from (TOC)**
WQ Meter Cert No. **PUMP START TIME:** 10:00 **WELL DEPTH:** 19.95

TIME	Purging	Sampling	pH (pH units)		Specific Conductivity (mS/cm)		Redox Potential (mv)		Dissolved Oxygen (mg/L)		Turbidity (NTU)		Temperature (degrees C)		Volume of Water Removed (ml)	Pumping Rate (ml/min)	Water Elevation (ft from TOC)
			Reading	Change*	Reading	%**	Reading	Change***	Reading	%****	Reading	%****	Reading	%**			
1000	X		7.12		1.80		43		6.01		123		13.00			150	12.28
1005	X		7.09	0.03	1.71	95.00	54	11.0	2.70	44.93	84	68.29	12.97	99.77	750	150	12.31
1010	X		7.03	0.06	1.73	101.17	69	15.0	2.14	79.26	46.3	55.12	13.13	101.23	1500	150	12.31
1015	X		6.99	0.04	1.74	100.58	81	12.0	1.94	90.65	25.9	55.94	13.60	103.58	2250	150	12.31
1020	X		6.97	0.02	1.73	99.43	87	6.0	1.82	93.81	20.4	78.76	13.75	101.10	3000	150	12.31
1025	X		6.97	0.00	1.74	100.58	91	4.0	1.75	96.15	14.9	73.04	13.74	99.93	3750	150	12.31
1030	X		6.95	0.02	1.75	100.57	93	2.0	1.74	99.43	15.9	106.71	13.77	100.22	4500	150	12.31
1035	X		6.95	0.00	1.75	100.00	97	4.0	1.72	98.85	15.0	94.34	13.78	100.07	5250	150	12.31
1040	X	X	6.94	0.01	1.75	100.00	99	2.0	1.71	99.42	15.7	104.67	13.85	100.51	6000	150	12.31

Observations and Notes:

***- Equipment used**: YSI 6920/Horiba U52 (NJ certified),GeoPump Peristaltic Pump, teflon lined poly tubing*

***Analysis:** TCL VOCs, TCL SVOCs, RCRA Metals, and Free Cyanide*

*** Calculate change by subtracting current reading from previous reading. When 3 consecutive readings are +/- 0.1, pH is considered stabilized**

**** Calculate percent by dividing current reading by previous reading and multiplying by 100. When 3 consecutive readings are between 97 and 103 percent, specific conductivity and temperature is considered stabilized**

***** Calculate change by subtracting current reading from previous reading. When when 3 consecutive readings are +/- 10 mv, redox potential is considered stabilized**

****** Calculate percent by dividing current reading by previous reading and multiplying by 100. When 3 consecutive readings are between 90 and 110 percent, these parameters are considered stabilized**

AECOM

Site Name: National Grid - Inwood, NY 2020 GW Sampling Event

DATE: 6/9/2020 **SHEET** 1 **OF** 1
WEATHER: Sun, 70F **FIELD PERSONNEL:** J. Patel, S. Libert & V. Grix
MONITORING WELL NO.: *GW-10* **WELL PERMIT NUMBER:**

PID AMBIENT AIR: 0.0 **PUMP INTAKE DEPTH:** 4.54 **ft from top of casing (TOC)**
PID OPEN WELL (Initial): 0.0 **WATER LEVEL BEFORE PUMP IN PLACE (Initial):** 5.19 **ft from (TOC)**
WQ Meter Cert No. **PUMP START TIME:** 8:30 **WELL DEPTH:** 6.54

TIME	Purging	Sampling	pH (pH units)		Specific Conductivity (mS/cm)		Redox Potential (mv)		Dissolved Oxygen (mg/L)		Turbidity (NTU)		Temperature (degrees C)		Volume of Water Removed (ml)	Pumping Rate (ml/min)	Water Elevation (ft from TOC)
			Reading	Change*	Reading	%**	Reading	Change***	Reading	%****	Reading	%****	Reading	%**			
830	X		6.67		5.36		-28		2.34		420		17.01			150	5.19
835	X		6.56	0.11	5.49	102.43	-3	25.0	5.49	234.62	402	95.71	16.98	99.82	750	150	5.25
840	X		6.45	0.11	5.47	99.64	6	9.0	5.47	99.64	191	47.51	16.00	94.23	1500	150	5.30
845	X		6.41	0.04	5.44	99.45	8	2.0	0.00	0.02	180	94.24	15.78	98.63	2250	150	5.30
850	X		6.40	0.01	5.43	99.82	9	1.0	0.00	100.00	172	95.56	15.72	99.62	3000	150	5.30
855	X		6.39	0.01	5.40	99.45	13	4.0	0.00	100.00	150	87.21	15.65	99.55	3750	150	5.34
900	X		6.38	0.01	5.40	100.00	16	3.0	0.00	100.00	148	98.67	15.80	100.96	4500	150	5.34
905	X		6.35	0.03	5.41	100.19	18	2.0	0.00	100.00	140	94.59	15.83	100.19	5250	150	5.34
910	X	X	6.35	0.00	5.41	100.00	21	3.0	0.00	100.00	137.0	97.86	15.81	99.87	6000	150	5.34

Observations and Notes:

- Equipment used*: YSI 6920/Horiba U52 (NJ certified),GeoPump Peristaltic Pump, teflon lined poly tubing*

Analysis: *TCL VOCs, TCL SVOCs, RCRA Metals, and Free Cyanide*

*** Calculate change by subtracting current reading from previous reading. When 3 consecutive readings are +/- 0.1, pH is considered stabilized**

**** Calculate percent by dividing current reading by previous reading and multiplying by 100. When 3 consecutive readings are between 97 and 103 percent, specific conductivity and temperature is considered stabilized**

***** Calculate change by subtracting current reading from previous reading. When when 3 consecutive readings are +/- 10 mv, redox potential is considered stabilized**

****** Calculate percent by dividing current reading by previous reading and multiplying by 100. When 3 consecutive readings are between 90 and 110 percent, these parameters are considered stabilized**

AECOM

Site Name: National Grid - Inwood, NY 2020 GW Sampling Event

DATE: 6/11/2020 **SHEET** 1 **OF** 1
WEATHER: Cloudy 70F **FIELD PERSONNEL:** J. Patel, S. Libert & V. Grix
MONITORING WELL NO.: *GW-11* **WELL PERMIT NUMBER:**

PID AMBIENT AIR: 0.0 **PUMP INTAKE DEPTH:** 16.60 **ft from top of casing (TOC)**
PID OPEN WELL (Initial): 0.0 **WATER LEVEL BEFORE PUMP IN PLACE (Initial):** 7.42 **ft from (TOC)**
WQ Meter Cert No. _____ **PUMP START TIME:** 14:40 **WELL DEPTH:** _____ 18.60

TIME	Purging	Sampling	pH (pH units) Reading	pH Change*	Specific Conductivity (mS/cm) Reading	Specific Conductivity %**	Redox Potential (mv) Reading	Redox Potential Change***	Dissolved Oxygen (mg/L) Reading	Dissolved Oxygen %****	Turbidity (NTU) Reading	Turbidity %****	Temperature (degrees C) Reading	Temperature %**	Volume of Water Removed (ml)	Pumping Rate (ml/min)	Water Elevation (ft from TOC)
1440	X		6.59		0.370		-26		0.90		183		16.32			150	7.42
1445	X		6.52	0.07	0.342	92.43	11	37.0	0.00	0.11	51.5	28.14	14.88	91.18	750	150	7.64
1450	X		6.45	0.07	0.333	97.37	20	9.0	0.00	100.00	17.1	33.20	15.16	101.88	1500	150	7.64
1455	X		6.44	0.01	0.334	100.30	25	5.0	0.00	100.00	12.5	73.10	15.47	102.04	2250	150	7.64
1500	X		6.43	0.01	0.332	99.40	20	5.0	0.00	100.00	10.3	82.40	15.52	100.32	3000	150	7.64
1505	X		6.43	0.00	0.331	99.70	19	1.0	0.00	100.00	8.8	85.44	15.50	99.87	3750	150	7.64
1510	X		6.44	0.01	0.335	101.21	18	1.0	0.00	100.00	8.8	100.00	15.59	100.58	4500	150	7.64
1515	X		6.40	0.04	0.336	100.30	18	0.0	0.00	100.00	8.5	96.59	15.61	100.13	5250	150	7.64
1520	X		6.42	0.02	0.336	100.00	17	1.0	0.00	100.00	8.3	97.65	15.68	100.45	6000	150	7.64
1530		X															

Observations and Notes:

***- Equipment used**: YSI 6920/Horiba U52 (NJ certified),GeoPump Peristaltic Pump, teflon lined poly tubing*

***Analysis:** TCL VOCs, TCL SVOCs, RCRA Metals, and Free Cyanide*

*** Calculate change by subtracting current reading from previous reading. When 3 consecutive readings are +/- 0.1, pH is considered stabilized**

**** Calculate percent by dividing current reading by previous reading and multiplying by 100. When 3 consecutive readings are between 97 and 103 percent, specific conductivity and temperature is considered stabilized**

***** Calculate change by subtracting current reading from previous reading. When when 3 consecutive readings are +/- 10 mv, redox potential is considered stabilized**

****** Calculate percent by dividing current reading by previous reading and multiplying by 100. When 3 consecutive readings are between 90 and 110 percent, these parameters are considered stabilized**

AECOM

Site Name: National Grid - Inwood, NY 2020 GW Sampling Event

DATE: 6/11/2020 **SHEET** 1 **OF** 1
WEATHER: Cloudy 70F **FIELD PERSONNEL:** J. Patel, S. Libert & V. Grix
MONITORING WELL NO.: *GW-11I* **WELL PERMIT NUMBER:**

PID AMBIENT AIR: 0.0 **PUMP INTAKE DEPTH:** 24.25 **ft from top of casing (TOC)**
PID OPEN WELL (Initial): 0.0 **WATER LEVEL BEFORE PUMP IN PLACE (Initial):** 7.20 **ft from (TOC)**
WQ Meter Cert No. _____ **PUMP START TIME:** 13:50 **WELL DEPTH:** _____ 26.25

TIME	Purging	Sampling	pH (pH units) Reading	pH Change*	Specific Conductivity (mS/cm) Reading	Specific Conductivity %**	Redox Potential (mv) Reading	Redox Potential Change***	Dissolved Oxygen (mg/L) Reading	Dissolved Oxygen %****	Turbidity (NTU) Reading	Turbidity %****	Temperature (degrees C) Reading	Temperature %**	Volume of Water Removed (ml)	Pumping Rate (ml/min)	Water Elevation (ft from TOC)
1350	X		7.55		0.850		-128		1.03		177		15.90			150	7.20
1355	X		7.49	0.06	0.888	104.47	-119	9.0	0.00	0.10	484	273.45	13.50	84.91	750	150	7.20
1400	X		7.37	0.12	0.883	99.44	-110	9.0	0.00	100.00	374	77.27	13.58	100.59	1500	150	7.20
1405	X		7.35	0.02	0.811	91.85	-138	28.0	0.00	100.00	982	262.57	14.73	108.47	2250	150	7.20
1410	X		7.60	0.25	0.776	95.68	-130	8.0	0.00	100.00	281	28.62	14.08	95.59	3000	150	7.20
1415	X		7.51	0.09	0.734	94.59	-121	9.0	0.00	100.00	390	138.79	14.05	99.79	3750	150	7.20
1420	X		7.48	0.03	0.734	100.00	-119	2.0	0.00	100.00	335	85.90	14.01	99.72	4500	150	7.20
1425	X		7.44	0.04	0.731	99.59	-117	2.0	0.00	100.00	312	93.13	13.98	99.79	5250	150	7.20
1430	X		7.43	0.01	0.730	99.86	-113	4.0	0.00	100.00	304	97.44	13.94	99.71	6000	150	7.20
1435	X	X	7.40	0.03	0.730	100.00	-110	3.0	0.00	100.00	289	95.07	13.9	99.71	6750	125	7.20

Observations and Notes: DUP061120 @ 1200 -- Black, silty purge water

- Equipment used: *YSI 6920/Horiba U52 (NJ certified),GeoPump Peristaltic Pump, teflon lined poly tubing*

Analysis: *TCL VOCs, TCL SVOCs, RCRA Metals, and Free Cyanide*

*** Calculate change by subtracting current reading from previous reading. When 3 consecutive readings are +/- 0.1, pH is considered stabilized**

**** Calculate percent by dividing current reading by previous reading and multiplying by 100. When 3 consecutive readings are between 97 and 103 percent, specific conductivity and temperature is considered stabilized**

***** Calculate change by subtracting current reading from previous reading. When when 3 consecutive readings are +/- 10 mv, redox potential is considered stabilized**

****** Calculate percent by dividing current reading by previous reading and multiplying by 100. When 3 consecutive readings are between 90 and 110 percent, these parameters are considered stabilized**

AECOM

Site Name: National Grid - Inwood, NY 2020 GW Sampling Event

DATE: 6/5/2020 **SHEET** 1 **OF** 1
WEATHER: Cloudy, 60F **FIELD PERSONNEL:** J. Patel, S. Libert & V. Grix
MONITORING WELL NO.: *GW-12* **WELL PERMIT NUMBER:**

PID AMBIENT AIR: 0.0 **PUMP INTAKE DEPTH:** 19.20 **ft from top of casing (TOC)**
PID OPEN WELL (Initial): 0.0 **WATER LEVEL BEFORE PUMP IN PLACE (Initial):** 9.58 **ft from (TOC)**
WQ Meter Cert No. _____ **PUMP START TIME:** 7:40 **WELL DEPTH:** _____ 21.20

TIME	Purging	Sampling	pH (pH units) Reading	pH Change*	Specific Conductivity (mS/cm) Reading	Specific Conductivity %**	Redox Potential (mv) Reading	Redox Potential Change***	Dissolved Oxygen (mg/L) Reading	Dissolved Oxygen %****	Turbidity (NTU) Reading	Turbidity %****	Temperature (degrees C) Reading	Temperature %**	Volume of Water Removed (ml)	Pumping Rate (ml/min)	Water Elevation (ft from TOC)
740	X		7.04		2.65		-106		1.11		16.6		17.96			150	9.58
745	X		7.05	0.01	2.70	101.89	-106	0.0	1.12	100.90	3.5	21.08	15.01	83.57	750	150	9.58
750	X		7.05	0.00	2.71	100.37	-109	3.0	1.01	90.18	3.8	108.57	13.69	91.21	1500	150	9.58
755	X		7.02	0.03	2.72	100.37	-113	4.0	0.00	0.10	2.7	71.05	13.02	95.11	2250	150	9.59
800	X		7.01	0.01	2.72	100.00	-114	1.0	0.00	100.00	2.5	92.59	13.01	99.92	3000	150	9.59
805	X		7.00	0.01	2.72	100.00	-120	6.0	0.00	100.00	2.4	96.00	13.00	99.92	3750	150	9.60
810	X	X	7.00	0.00	2.73	100.37	-122	2.0	0.00	100.00	2.3	95.83	12.98	99.85	4500	150	9.60

Observations and Notes: Slight naphthalene-like odor

- Equipment used: *YSI 6920/Horiba U52 (NJ certified),GeoPump Peristaltic Pump, teflon lined poly tubing*

Analysis: *TCL VOCs, TCL SVOCs, RCRA Metals, and Free Cyanide*

*** Calculate change by subtracting current reading from previous reading. When 3 consecutive readings are +/- 0.1, pH is considered stabilized**

**** Calculate percent by dividing current reading by previous reading and multiplying by 100. When 3 consecutive readings are between 97 and 103 percent, specific conductivity and temperature is considered stabilized**

***** Calculate change by subtracting current reading from previous reading. When when 3 consecutive readings are +/- 10 mv, redox potential is considered stabilized**

****** Calculate percent by dividing current reading by previous reading and multiplying by 100. When 3 consecutive readings are between 90 and 110 percent, these parameters are considered stabilized**

AECOM

Site Name: National Grid - Inwood, NY 2020 GW Sampling Event

DATE: 6/8/2020 **SHEET** 1 **OF** 1
WEATHER: Sun, 80F **FIELD PERSONNEL:** J. Patel, S. Libert & V. Grix
MONITORING WELL NO.: *GW-13* **WELL PERMIT NUMBER:**

PID AMBIENT AIR: 0.0 **PUMP INTAKE DEPTH:** 9.30 **ft from top of casing (TOC)**
PID OPEN WELL (Initial): 0.0 **WATER LEVEL BEFORE PUMP IN PLACE (Initial):** 2.55 **ft from (TOC)**
WQ Meter Cert No. _____ **PUMP START TIME:** 12:40 **WELL DEPTH:** _____ 11.30

TIME	Purging	Sampling	pH (pH units) Reading	pH Change*	Specific Conductivity (mS/cm) Reading	Specific Conductivity %**	Redox Potential (mv) Reading	Redox Potential Change***	Dissolved Oxygen (mg/L) Reading	Dissolved Oxygen %****	Turbidity (NTU) Reading	Turbidity %****	Temperature (degrees C) Reading	Temperature %**	Volume of Water Removed (ml)	Pumping Rate (ml/min)	Water Elevation (ft from TOC)
1240	X		6.54		0.610		43		0.00		26.5		17.73			150	2.55
1245	X		6.57	0.03	0.578	94.75	17	26.0	0.00	100.00	16.7	63.02	16.52	93.18	750	150	2.59
1250	X		6.60	0.03	0.602	104.15	11.9	5.1	0.00	100.00	11.5	68.86	16.15	97.76	1500	150	2.59
1255	X		6.61	0.01	0.619	102.82	-20	31.9	0.00	100.00	6.6	57.39	15.98	98.95	2250	150	2.59
1300	X		6.62	0.01	0.631	101.94	-28	8.0	0.00	100.00	6.3	95.45	15.68	98.12	3000	150	2.59
1305	X		6.62	0.00	0.633	100.32	-31	3.0	0.00	100.00	6.9	109.52	15.67	99.94	3750	150	2.59
1310	X	X	6.62	0.00	0.629	99.37	-40	9.0	0.00	100.00	7.4	107.25	15.15	96.68	4500	150	2.59

Observations and Notes:

***- Equipment used**: YSI 6920/Horiba U52 (NJ certified),GeoPump Peristaltic Pump, teflon lined poly tubing*

***Analysis:** TCL VOCs, TCL SVOCs, RCRA Metals, and Free Cyanide*

*** Calculate change by subtracting current reading from previous reading. When 3 consecutive readings are +/- 0.1, pH is considered stabilized**

**** Calculate percent by dividing current reading by previous reading and multiplying by 100. When 3 consecutive readings are between 97 and 103 percent, specific conductivity and temperature is considered stabilized**

***** Calculate change by subtracting current reading from previous reading. When when 3 consecutive readings are +/- 10 mv, redox potential is considered stabilized**

****** Calculate percent by dividing current reading by previous reading and multiplying by 100. When 3 consecutive readings are between 90 and 110 percent, these parameters are considered stabilized**

AECOM

Site Name: National Grid - Inwood, NY 2020 GW Sampling Event

DATE: 6/8/2020 **SHEET** 1 **OF** 1
WEATHER: Sun 80F **FIELD PERSONNEL:** J. Patel, S. Libert & V. Grix
MONITORING WELL NO.: *GW-14* **WELL PERMIT NUMBER:**

PID AMBIENT AIR: 0.0 **PUMP INTAKE DEPTH:** 15.40 **ft from top of casing (TOC)**
PID OPEN WELL (Initial): 0.0 **WATER LEVEL BEFORE PUMP IN PLACE (Initial):** 1.89 **ft from (TOC)**
WQ Meter Cert No. _____ **PUMP START TIME:** 14:50 **WELL DEPTH:** _____ 17.40

TIME	Purging	Sampling	pH (pH units)		Specific Conductivity (mS/cm)		Redox Potential (mv)		Dissolved Oxygen (mg/L)		Turbidity (NTU)		Temperature (degrees C)		Volume of Water Removed (ml)	Pumping Rate (ml/min)	Water Elevation (ft from TOC)
			Reading	Change*	Reading	%**	Reading	Change***	Reading	%****	Reading	%****	Reading	%**			
1450	X		6.73		1.20		-20		0.00		296		14.63			150	1.89
1455	X		6.72	0.01	1.50	125.00	-8	12.0	0.00	100.00	353	119.26	14.12	96.51	750	150	2.20
1500	X		6.70	0.02	1.55	103.33	-8	0.0	0.00	100.00	330	93.48	14.07	99.65	1500	150	2.20
1505	X		6.72	0.02	1.54	99.35	-10	2.0	0.00	100.00	310	93.94	14.17	100.71	2250	150	2.20
1510	X		6.76	0.04	1.50	97.40	-27	17.0	0.00	100.00	294	94.84	14.16	99.93	3000	150	2.20
1515	X		6.77	0.01	1.45	96.67	-30	3.0	0.00	100.00	277	94.22	14.21	100.35	3750	150	2.20
1520	X		6.79	0.02	1.49	102.76	-35	5.0	0.00	100.00	250	90.25	14.29	100.56	4500	150	2.20
1525	X		6.8	0.01	1.50	100.67	-43	8.0	0.00	100.00	230	92.00	14.33	100.28	5250	150	2.20
1530	X	X	6.81	0.01	1.51	100.67	-43	0.0	0.00	100.00	219.0	95.22	14.37	100.28	6000	150	2.2

Observations and Notes:

***- Equipment used**: YSI 6920/Horiba U52 (NJ certified),GeoPump Peristaltic Pump, teflon lined poly tubing*

***Analysis:** TCL VOCs, TCL SVOCs, RCRA Metals, and Free Cyanide*

*** Calculate change by subtracting current reading from previous reading. When 3 consecutive readings are +/- 0.1, pH is considered stabilized**

**** Calculate percent by dividing current reading by previous reading and multiplying by 100. When 3 consecutive readings are between 97 and 103 percent, specific conductivity and temperature is considered stabilized**

***** Calculate change by subtracting current reading from previous reading. When when 3 consecutive readings are +/- 10 mv, redox potential is considered stabilized**

****** Calculate percent by dividing current reading by previous reading and multiplying by 100. When 3 consecutive readings are between 90 and 110 percent, these parameters are considered stabilized**

AECOM

Site Name: National Grid - Inwood, NY 2020 GW Sampling Event

DATE: 6/4/2020 **SHEET** 1 **OF** 1
WEATHER: Sunny & humid, 80F **FIELD PERSONNEL:** J. Patel, S. Libert & V. Grix
MONITORING WELL NO.: *GW-15* **WELL PERMIT NUMBER:**

PID AMBIENT AIR: 0.0 **PUMP INTAKE DEPTH:** 14.40 **ft from top of casing (TOC)**
PID OPEN WELL (Initial): 0.0 **WATER LEVEL BEFORE PUMP IN PLACE (Initial):** 9.24 **ft from (TOC)**
WQ Meter Cert No. _____ **PUMP START TIME:** 13:50 **WELL DEPTH:** _____ 16.40

TIME	Purging	Sampling	pH (pH units)		Specific Conductivity (mS/cm)		Redox Potential (mv)		Dissolved Oxygen (mg/L)		Turbidity (NTU)		Temperature (degrees C)		Volume of Water Removed (ml)	Pumping Rate (ml/min)	Water Elevation (ft from TOC)
			Reading	Change*	Reading	%**	Reading	Change***	Reading	%****	Reading	%****	Reading	%**			
1350	X		7.13		3.88		-68		0.52		51.7		16.77			150	9.24
1355	X		7.18	0.05	2.75	70.88	-56	12.0	0.00	0.19	20.9	40.43	14.83	88.43	750	150	9.28
1400	X		7.18	0.00	2.04	74.18	-13	43.0	0.00	100.00	11.3	54.07	13.44	90.63	1500	150	9.33
1405	X		7.16	0.02	1.97	96.57	28	41.0	0.00	100.00	8.1	71.68	13.33	99.18	2250	150	9.35
1410	X		7.14	0.02	1.94	98.48	35	7.0	0.00	100.00	7.3	90.12	13.36	100.23	3000	150	9.38
1415	X		7.13	0.01	1.89	97.42	44	9.0	0.00	100.00	6.6	90.41	13.50	101.05	3750	150	9.39
1420	X	X	7.13	0.00	1.90	100.53	51	7.0	0.00	100.00	6.4	96.97	13.60	100.74	4500	150	9.40

Observations and Notes:

***- Equipment used**: YSI 6920/Horiba U52 (NJ certified),GeoPump Peristaltic Pump, teflon lined poly tubing*

***Analysis:** TCL VOCs, TCL SVOCs, RCRA Metals, and Free Cyanide*

*** Calculate change by subtracting current reading from previous reading. When 3 consecutive readings are +/- 0.1, pH is considered stabilized**

**** Calculate percent by dividing current reading by previous reading and multiplying by 100. When 3 consecutive readings are between 97 and 103 percent, specific conductivity and temperature is considered stabilized**

***** Calculate change by subtracting current reading from previous reading. When when 3 consecutive readings are +/- 10 mv, redox potential is considered stabilized**

****** Calculate percent by dividing current reading by previous reading and multiplying by 100. When 3 consecutive readings are between 90 and 110 percent, these parameters are considered stabilized**

AECOM

Site Name: National Grid - Inwood, NY 2020 GW Sampling Event

DATE: 6/4/2020 **SHEET** 1 **OF** 1
WEATHER: Sun, 70F **FIELD PERSONNEL:** J. Patel, S. Libert & V. Grix
MONITORING WELL NO.: *MW-11I* **WELL PERMIT NUMBER:**

PID AMBIENT AIR: 0.0 **PUMP INTAKE DEPTH:** 31.20 **ft from top of casing (TOC)**
PID OPEN WELL (Initial): 0.0 **WATER LEVEL BEFORE PUMP IN PLACE (Initial):** 11.55 **ft from (TOC)**
WQ Meter Cert No. _____ **PUMP START TIME:** 12:05 **WELL DEPTH:** _____ 33.20

TIME	Purging	Sampling	pH (pH units) Reading	pH Change*	Specific Conductivity (mS/cm) Reading	Specific Conductivity %**	Redox Potential (mv) Reading	Redox Potential Change***	Dissolved Oxygen (mg/L) Reading	Dissolved Oxygen %****	Turbidity (NTU) Reading	Turbidity %****	Temperature (degrees C) Reading	Temperature %**	Volume of Water Removed (ml)	Pumping Rate (ml/min)	Water Elevation (ft from TOC)
1205	X		7.42		3.08		43		6.62		25.0		15.49			150	11.55
1210	X		7.29	0.13	3.24	105.19	49	6.0	4.22	63.75	11.5	46.00	15.33	98.97	750	150	11.55
1215	X		7.20	0.09	3.36	103.70	57	8.0	4.01	95.02	6.6	57.39	15.18	99.02	1500	150	11.55
1220	X		7.16	0.04	3.42	101.79	62	5.0	3.83	95.51	6.0	90.91	15.13	99.67	2250	150	11.55
1225	X		7.13	0.03	3.44	100.58	66	4.0	3.76	98.17	5.1	85.00	15.07	99.60	3000	150	11.55
1230	X		7.10	0.03	3.45	100.29	69	3.0	3.65	97.07	3.7	72.55	15.02	99.67	3750	150	11.55
1235	X		7.08	0.02	3.45	100.00	71	2.0	3.52	96.44	3.5	94.59	15.00	99.87	4500	150	11.55
1240	X		7.07	0.01	3.46	100.29	73	2.0	3.58	101.70	3.2	91.43	14.97	99.80	5250	150	11.55
1245	X	X	7.06	0.01	3.47	100.29	75	2.0	3.65	101.96	3.0	93.75	14.98	100.07	6000	150	11.55

Observations and Notes:

***- Equipment used**: YSI 6920/Horiba U52 (NJ certified),GeoPump Peristaltic Pump, teflon lined poly tubing*

***Analysis:** TCL VOCs, TCL SVOCs, RCRA Metals, and Free Cyanide*

*** Calculate change by subtracting current reading from previous reading. When 3 consecutive readings are +/- 0.1, pH is considered stabilized**

**** Calculate percent by dividing current reading by previous reading and multiplying by 100. When 3 consecutive readings are between 97 and 103 percent, specific conductivity and temperature is considered stabilized**

***** Calculate change by subtracting current reading from previous reading. When when 3 consecutive readings are +/- 10 mv, redox potential is considered stabilized**

****** Calculate percent by dividing current reading by previous reading and multiplying by 100. When 3 consecutive readings are between 90 and 110 percent, these parameters are considered stabilized**

AECOM

Site Name: National Grid - Inwood, NY 2020 GW Sampling Event

DATE: 6/4/2020 **SHEET** 1 **OF** 1
WEATHER: Sun, 70F **FIELD PERSONNEL:** J. Patel, S. Libert & V. Grix
MONITORING WELL NO.: *MW-11S* **WELL PERMIT NUMBER:**

PID AMBIENT AIR: 0.0 **PUMP INTAKE DEPTH:** 11.83 **ft from top of casing (TOC)**
PID OPEN WELL (Initial): 0.0 **WATER LEVEL BEFORE PUMP IN PLACE (Initial):** 10.07 **ft from (TOC)**
WQ Meter Cert No. _____ **PUMP START TIME:** 12:55 **WELL DEPTH:** _____ 13.83

TIME	Purging	Sampling	pH (pH units) Reading	pH Change*	Specific Conductivity (mS/cm) Reading	Specific Conductivity %**	Redox Potential (mv) Reading	Redox Potential Change***	Dissolved Oxygen (mg/L) Reading	Dissolved Oxygen %****	Turbidity (NTU) Reading	Turbidity %****	Temperature (degrees C) Reading	Temperature %**	Volume of Water Removed (ml)	Pumping Rate (ml/min)	Water Elevation (ft from TOC)
1255	X		7.29		2.00		-9		1.42		67.5		14.46			150	10.07
1300	X		7.29	0.00	1.98	99.00	-16	7.0	1.01	71.13	62.2	92.15	14.02	96.96	750	150	10.07
1305	X		7.29	0.00	1.96	98.99	-21	5.0	0.52	51.49	36.5	58.68	13.66	97.43	1500	150	10.07
1310	X		7.28	0.01	1.95	99.49	-24	3.0	0.31	59.62	18.5	50.68	13.13	96.12	2250	150	10.07
1315	X		7.28	0.00	1.95	100.00	-26	2.0	0.16	51.61	13.1	70.81	12.50	95.20	3000	150	10.07
1320	X		7.27	0.01	1.94	99.49	-29	3.0	0.00	0.63	11.0	83.97	12.37	98.96	3750	150	10.07
1325	X		7.27	0.00	1.93	99.48	-30	1.0	0.00	100.00	10.3	93.64	12.29	99.35	4500	150	10.07
1330	X		7.27	0.00	1.92	99.48	-31	1.0	0.00	100.00	10	97.09	12.27	99.84	5250	150	10.07
1335	X	X	7.26	0.01	1.91	99.48	-32	1.0	0.00	100.00	9.1	91.00	12.23	99.67	6000	150	10.07

Observations and Notes:

- Equipment used*: YSI 6920/Horiba U52 (NJ certified),GeoPump Peristaltic Pump, teflon lined poly tubing*

Analysis: *TCL VOCs, TCL SVOCs, RCRA Metals, and Free Cyanide*

*** Calculate change by subtracting current reading from previous reading. When 3 consecutive readings are +/- 0.1, pH is considered stabilized**

**** Calculate percent by dividing current reading by previous reading and multiplying by 100. When 3 consecutive readings are between 97 and 103 percent, specific conductivity and temperature is considered stabilized**

***** Calculate change by subtracting current reading from previous reading. When when 3 consecutive readings are +/- 10 mv, redox potential is considered stabilized**

****** Calculate percent by dividing current reading by previous reading and multiplying by 100. When 3 consecutive readings are between 90 and 110 percent, these parameters are considered stabilized**

AECOM

Site Name: National Grid - Inwood, NY 2020 GW Sampling Event

DATE: 6/5/2020 **SHEET** 1 **OF** 1
WEATHER: Cloudy, 70F **FIELD PERSONNEL:** J. Patel, S. Libert & V. Grix
MONITORING WELL NO.: *MW-12S* **WELL PERMIT NUMBER:**

PID AMBIENT AIR: 0.0 **PUMP INTAKE DEPTH:** 20.00 **ft from top of casing (TOC)**
PID OPEN WELL (Initial): 0.0 **WATER LEVEL BEFORE PUMP IN PLACE (Initial):** 8.2 **ft from (TOC)**
WQ Meter Cert No. _____ **PUMP START TIME:** _____ **WELL DEPTH:** _____ 22.00

TIME	Purging	Sampling	pH (pH units)		Specific Conductivity (mS/cm)		Redox Potential (mv)		Dissolved Oxygen (mg/L)		Turbidity (NTU)		Temperature (degrees C)		Volume of Water Removed (ml)	Pumping Rate (ml/min)	Water Elevation (ft from TOC)
			Reading	Change*	Reading	%**	Reading	Change***	Reading	%****	Reading	%****	Reading	%**			
925	X		7.00		1.59		-63		2.03		21.5		13.93			150	8.2
930	X		6.97	0.03	1.63	102.52	-55	8.0	1.75	86.21	63.5	295.35	13.78	98.92	750	150	8.2
935	X		6.92	0.05	1.83	112.27	-47	8.0	1.34	76.57	88.6	139.53	13.80	100.15	1500	150	8.2
940	X		6.91	0.01	1.88	102.73	-46	1.0	1.25	93.28	78	88.04	13.69	99.20	2250	150	8.2
945	X		6.91	0.00	1.98	105.32	-37	9.0	0.77	61.60	55	70.51	13.44	98.17	3000	150	8.2
950	X		6.91	0.00	2.01	101.52	-34	3.0	0.71	92.21	51	92.73	13.42	99.85	3750	150	8.2
955	X		6.91	0.00	2.01	100.00	-34	0.0	0.68	95.77	47	92.16	13.41	99.93	4500	150	8.2
1000	X	X	6.91	0.00	2.03	101.00	-32	2.0	0.67	98.53	43	91.49	13.40	99.93	5250	150	8.2

Observations and Notes:

***- Equipment used**: YSI 6920/Horiba U52 (NJ certified),GeoPump Peristaltic Pump, teflon lined poly tubing*

***Analysis:** TCL VOCs, TCL SVOCs, RCRA Metals, and Free Cyanide*

*** Calculate change by subtracting current reading from previous reading. When 3 consecutive readings are +/- 0.1, pH is considered stabilized**

**** Calculate percent by dividing current reading by previous reading and multiplying by 100. When 3 consecutive readings are between 97 and 103 percent, specific conductivity and temperature is considered stabilized**

***** Calculate change by subtracting current reading from previous reading. When when 3 consecutive readings are +/- 10 mv, redox potential is considered stabilized**

****** Calculate percent by dividing current reading by previous reading and multiplying by 100. When 3 consecutive readings are between 90 and 110 percent, these parameters are considered stabilized**

AECOM

Site Name: National Grid - Inwood, NY 2020 GW Sampling Event

DATE: 6/6/2020 **SHEET** 1 **OF** 1
WEATHER: Sun, 80F **FIELD PERSONNEL:** J. Patel, S. Libert & V. Grix
MONITORING WELL NO.: *MW-13I* **WELL PERMIT NUMBER:**

PID AMBIENT AIR: 0.0 **PUMP INTAKE DEPTH:** 25.04 **ft from top of casing (TOC)**
PID OPEN WELL (Initial): 0.0 **WATER LEVEL BEFORE PUMP IN PLACE (Initial):** 2.49 **ft from (TOC)**
WQ Meter Cert No. _____ **PUMP START TIME:** 11:00 **WELL DEPTH:** _____ 27.04

TIME	Purging	Sampling	pH (pH units) Reading	pH Change*	Specific Conductivity (mS/cm) Reading	Specific Conductivity %**	Redox Potential (mv) Reading	Redox Potential Change***	Dissolved Oxygen (mg/L) Reading	Dissolved Oxygen %****	Turbidity (NTU) Reading	Turbidity %****	Temperature (degrees C) Reading	Temperature %**	Volume of Water Removed (ml)	Pumping Rate (ml/min)	Water Elevation (ft from TOC)
1100	X		6.30		0.884		71		0.00		18.1		14.72			150	2.49
1105	X		6.28	0.02	0.885	100.11	83	12.0	0.00	0.00	18.5	102.21	14.59	99.12	750	150	2.54
1110	X		6.23	0.05	0.890	100.56	74.8	8.2	0.00	0.00	81.9	442.70	14.22	97.46	1500	150	2.54
1115	X		6.21	0.02	0.869	97.64	46.8	28.0	0.00	0.00	65.3	79.73	14.20	99.86	2250	150	2.54
1120	X		6.19	0.02	0.870	100.12	44.8	2.0	0.00	0.00	42.3	64.78	14.23	100.21	3000	150	2.54
1125	X		6.20	0.01	0.869	99.89	42.6	2.2	0.00	0.00	39.4	93.14	14.33	100.70	3750	150	2.54
1130	X		6.19	0.01	0.867	99.77	35.4	7.2	0.00	0.00	35.6	90.36	14.30	99.79	4500	150	2.54
1135	X	X	6.20	0.01	0.865	99.77	31.1	4.3	0.00	0.00	32.1	90.17	14.31	100.07	5250	150	2.54

Observations and Notes:

***- Equipment used**: YSI 6920/Horiba U52 (NJ certified),GeoPump Peristaltic Pump, teflon lined poly tubing*

***Analysis:** TCL VOCs, TCL SVOCs, RCRA Metals, and Free Cyanide*

*** Calculate change by subtracting current reading from previous reading. When 3 consecutive readings are +/- 0.1, pH is considered stabilized**

**** Calculate percent by dividing current reading by previous reading and multiplying by 100. When 3 consecutive readings are between 97 and 103 percent, specific conductivity and temperature is considered stabilized**

***** Calculate change by subtracting current reading from previous reading. When when 3 consecutive readings are +/- 10 mv, redox potential is considered stabilized**

****** Calculate percent by dividing current reading by previous reading and multiplying by 100. When 3 consecutive readings are between 90 and 110 percent, these parameters are considered stabilized**

AECOM

Site Name: National Grid - Inwood, NY 2020 GW Sampling Event

DATE: 6/8/2020 **SHEET** 1 **OF** 1
WEATHER: Sun, 80F **FIELD PERSONNEL:** J. Patel, S. Libert & V. Grix
MONITORING WELL NO.: *MW-14I* **WELL PERMIT NUMBER:**

PID AMBIENT AIR: 0.0 **PUMP INTAKE DEPTH:** 9.90 **ft from top of casing (TOC)**
PID OPEN WELL (Initial): 0.0 **WATER LEVEL BEFORE PUMP IN PLACE (Initial):** 2.74 **ft from (TOC)**
WQ Meter Cert No. _____ **PUMP START TIME:** 13:50 **WELL DEPTH:** _____ 11.90

TIME	Purging	Sampling	pH (pH units) Reading	pH Change*	Specific Conductivity (mS/cm) Reading	Specific Conductivity %**	Redox Potential (mv) Reading	Redox Potential Change***	Dissolved Oxygen (mg/L) Reading	Dissolved Oxygen %****	Turbidity (NTU) Reading	Turbidity %****	Temperature (degrees C) Reading	Temperature %**	Volume of Water Removed (ml)	Pumping Rate (ml/min)	Water Elevation (ft from TOC)
1350	X		7.11		0.83		-117		0.00		75.9		16.47			150	2.74
1355	X		7.12	0.01	0.87	104.22	-121	4.0	0.00	100.00	284	374.18	13.90	84.40	750	150	2.77
1400	X		7.12	0.00	0.86	99.42	-122	1.0	0.00	100.00	143	50.35	13.93	100.22	1500	150	2.77
1405	X		7.13	0.01	0.87	101.05	-123	1.0	0.00	100.00	103	72.03	14.00	100.50	2250	150	2.77
1410	X		7.15	0.02	0.87	100.35	-125	2.0	0.00	100.00	70.1	68.06	13.90	99.29	3000	150	2.77
1415	X		7.13	0.02	0.87	99.66	-122	3.0	0.00	100.00	65.3	93.15	13.81	99.35	3750	150	2.77
1420	X		7.12	0.01	0.87	100.12	-121	1.0	0.00	100.00	58.8	90.05	13.81	100.00	4500	150	2.77
1425	X	X	7.12	0.00	0.87	99.77	-120	1.0	0.00	100.00	53.4	90.82	13.86	100.36	5250	150	2.77

Observations and Notes:

***- Equipment used**: YSI 6920/Horiba U52 (NJ certified),GeoPump Peristaltic Pump, teflon lined poly tubing*

***Analysis:** TCL VOCs, TCL SVOCs, RCRA Metals, and Free Cyanide*

*** Calculate change by subtracting current reading from previous reading. When 3 consecutive readings are +/- 0.1, pH is considered stabilized**

**** Calculate percent by dividing current reading by previous reading and multiplying by 100. When 3 consecutive readings are between 97 and 103 percent, specific conductivity and temperature is considered stabilized**

***** Calculate change by subtracting current reading from previous reading. When when 3 consecutive readings are +/- 10 mv, redox potential is considered stabilized**

****** Calculate percent by dividing current reading by previous reading and multiplying by 100. When 3 consecutive readings are between 90 and 110 percent, these parameters are considered stabilized**

AECOM

Site Name: National Grid - Inwood, NY 2020 GW Sampling Event

DATE: 6/4/2020 **SHEET** 1 **OF** 1
WEATHER: Sunny, 80F **FIELD PERSONNEL:** J. Patel, S. Libert & V. Grix
MONITORING WELL NO.: *MW-15S* **WELL PERMIT NUMBER:**

PID AMBIENT AIR: 0.0 **PUMP INTAKE DEPTH:** 11.69 **ft from top of casing (TOC)**
PID OPEN WELL (Initial): 0.0 **WATER LEVEL BEFORE PUMP IN PLACE (Initial):** 6.77 **ft from (TOC)**
WQ Meter Cert No. _____ **PUMP START TIME:** 10:50 **WELL DEPTH:** _____ 13.69

TIME	Purging	Sampling	pH (pH units) Reading	pH Change*	Specific Conductivity (mS/cm) Reading	Specific Conductivity %**	Redox Potential (mv) Reading	Redox Potential Change***	Dissolved Oxygen (mg/L) Reading	Dissolved Oxygen %****	Turbidity (NTU) Reading	Turbidity %****	Temperature (degrees C) Reading	Temperature %**	Volume of Water Removed (ml)	Pumping Rate (ml/min)	Water Elevation (ft from TOC)
1050	X		7.36		2.10		-44		0.30		23.4		15.42			150	6.77
1055	X		7.37	0.01	1.86	88.57	-46	2.0	0.23	76.67	20.0	85.47	15.06	97.67	750	150	6.77
1100	X		7.37	0.00	1.70	91.40	-47	1.0	0.16	69.57	20.5	102.50	14.82	98.41	1500	150	6.77
1105	X		7.38	0.01	1.59	93.53	-49	2.0	0.08	50.00	14.1	68.78	14.66	98.92	2250	150	6.77
1110	X		7.39	0.01	1.54	96.86	-50	1.0	0.05	62.50	8.5	60.28	14.60	99.59	3000	150	6.77
1115	X		7.40	0.01	1.52	98.70	-51	1.0	0.00	2.00	0.00	0.01	14.56	99.73	3750	150	6.77
1120	X		7.40	0.00	1.50	98.68	-52	1.0	0.00	100.00	0.00	100.00	14.55	99.93	4500	150	6.77
1125	X		7.41	0.01	1.49	99.33	-52	0.0	0.00	100.00	0.00	100.00	14.51	99.73	5250	150	6.77
1130	X	X	7.41	0.00	1.48	99.33	-54	2.0	0.00	100.00	0.00	100.00	14.48	99.79	6000	150	6.77

Observations and Notes:

***- Equipment used**: YSI 6920/Horiba U52 (NJ certified),GeoPump Peristaltic Pump, teflon lined poly tubing*

***Analysis:** TCL VOCs, TCL SVOCs, RCRA Metals, and Free Cyanide*

*** Calculate change by subtracting current reading from previous reading. When 3 consecutive readings are +/- 0.1, pH is considered stabilized**

**** Calculate percent by dividing current reading by previous reading and multiplying by 100. When 3 consecutive readings are between 97 and 103 percent, specific conductivity and temperature is considered stabilized**

***** Calculate change by subtracting current reading from previous reading. When when 3 consecutive readings are +/- 10 mv, redox potential is considered stabilized**

****** Calculate percent by dividing current reading by previous reading and multiplying by 100. When 3 consecutive readings are between 90 and 110 percent, these parameters are considered stabilized**

AECOM

Site Name: National Grid - Inwood, NY 2020 GW Sampling Event

DATE: 6/9/2020 **SHEET** 1 **OF** 1
WEATHER: Sun, 70F **FIELD PERSONNEL:** J. Patel, S. Libert & V. Grix
MONITORING WELL NO.: *MW-16I* **WELL PERMIT NUMBER:**

PID AMBIENT AIR: 0.0 **PUMP INTAKE DEPTH:** 29.65 **ft from top of casing (TOC)**
PID OPEN WELL (Initial): 0.0 **WATER LEVEL BEFORE PUMP IN PLACE (Initial):** 9.69 **ft from (TOC)**
WQ Meter Cert No. _____ **PUMP START TIME:** 10:10 **WELL DEPTH:** _____ 31.65

TIME	Purging	Sampling	pH (pH units) Reading	pH Change*	Specific Conductivity (mS/cm) Reading	Specific Conductivity %**	Redox Potential (mv) Reading	Redox Potential Change***	Dissolved Oxygen (mg/L) Reading	Dissolved Oxygen %****	Turbidity (NTU) Reading	Turbidity %****	Temperature (degrees C) Reading	Temperature %**	Volume of Water Removed (ml)	Pumping Rate (ml/min)	Water Elevation (ft from TOC)
1010	X		6.82		3.85		-18		1.58		97.6		14.38			150	9.69
1015	X		6.81	0.01	3.87	100.52	-10	8.0	0.00	0.06	93.2	95.49	13.89	96.59	750	150	9.71
1020	X		6.77	0.04	3.79	97.93	-7	3.0	0.00	100.00	59.8	64.16	13.71	98.70	1500	150	9.74
1025	X		6.77	0.00	3.54	93.40	-8	1.0	0.00	100.00	48.1	80.43	13.70	99.93	2250	150	9.77
1030	X		6.78	0.01	3.07	86.72	-8	0.0	0.00	100.00	25.6	53.22	13.79	100.66	3000	150	9.85
1035	X		6.84	0.06	3.00	97.72	-8	0.0	0.00	100.00	19.5	76.17	13.83	100.29	3750	150	9.86
1040	X		6.79	0.05	2.99	99.67	-8	0.0	0.00	100.00	17.6	90.26	13.89	100.43	4500	150	9.88
1045	X		6.77	0.02	2.97	99.33	-8	0.0	0.00	100.00	17.0	96.59	13.90	100.07	5250	150	9.89
1050	X	X	6.77	0.00	2.94	98.99	-8	0.0	0.00	100.00	16.8	98.82	13.91	100.07	6000	150	9.89

Observations and Notes:

- Equipment used: *YSI 6920/Horiba U52 (NJ certified),GeoPump Peristaltic Pump, teflon lined poly tubing*

Analysis: *TCL VOCs, TCL SVOCs, RCRA Metals, and Free Cyanide*

*** Calculate change by subtracting current reading from previous reading. When 3 consecutive readings are +/- 0.1, pH is considered stabilized**

**** Calculate percent by dividing current reading by previous reading and multiplying by 100. When 3 consecutive readings are between 97 and 103 percent, specific conductivity and temperature is considered stabilized**

***** Calculate change by subtracting current reading from previous reading. When when 3 consecutive readings are +/- 10 mv, redox potential is considered stabilized**

****** Calculate percent by dividing current reading by previous reading and multiplying by 100. When 3 consecutive readings are between 90 and 110 percent, these parameters are considered stabilized**

AECOM

Site Name: National Grid - Inwood, NY 2020 GW Sampling Event

DATE: 6/9/2020 **SHEET** 1 **OF** 1
WEATHER: Sun, 70F **FIELD PERSONNEL:** J. Patel, S. Libert & V. Grix
MONITORING WELL NO.: *MW-16S* **WELL PERMIT NUMBER:**

PID AMBIENT AIR: 0.0 **PUMP INTAKE DEPTH:** 12.40 **ft from top of casing (TOC)**
PID OPEN WELL (Initial): 0.0 **WATER LEVEL BEFORE PUMP IN PLACE (Initial):** 8.25 **ft from (TOC)**
WQ Meter Cert No. _____ **PUMP START TIME:** 8:40 **WELL DEPTH:** _____ 14.40

TIME	Purging	Sampling	pH (pH units) Reading	pH Change*	Specific Conductivity (mS/cm) Reading	Specific Conductivity %**	Redox Potential (mv) Reading	Redox Potential Change***	Dissolved Oxygen (mg/L) Reading	Dissolved Oxygen %****	Turbidity (NTU) Reading	Turbidity %****	Temperature (degrees C) Reading	Temperature %**	Volume of Water Removed (ml)	Pumping Rate (ml/min)	Water Elevation (ft from TOC)
840	X		7.66		2.61		-22		0.08		86.1		13.42			150	8.25
845	X		7.01	0.65	2.75	105.36	-25	3.0	0.00	1.25	59.5	69.11	12.48	93.00	750	150	8.31
850	X		6.96	0.05	2.96	107.64	-28	3.0	0.00	100.00	51.7	86.89	12.30	98.56	1500	150	8.32
855	X		6.70	0.26	2.95	99.66	-28	0.0	0.00	100.00	50.3	97.29	12.33	100.24	2250	150	8.34
900	X		6.58	0.12	2.80	94.92	-27	1.0	0.00	100.00	38.8	77.14	12.29	99.68	3000	150	8.41
905	X		6.22	0.36	2.81	100.36	-28	1.0	0.00	100.00	36.7	94.59	12.27	99.84	3750	150	8.49
910	X		6.21	0.01	2.84	101.07	-25	3.0	0.00	100.00	33.1	90.19	12.26	99.92	4500	150	8.56
915	X		6.23	0.02	2.85	100.35	-26	1.0	0.00	100.00	33.0	99.70	12.26	100.00	5250	150	8.58
920	X		6.22	0.01	2.86	100.35	-27	1.0	0.00	100.00	32.9	99.70	12.27	100.08	6000	150	8.59
927		X															

Observations and Notes:

***- Equipment used**: YSI 6920/Horiba U52 (NJ certified),GeoPump Peristaltic Pump, teflon lined poly tubing*

***Analysis:** TCL VOCs, TCL SVOCs, RCRA Metals, and Free Cyanide*

*** Calculate change by subtracting current reading from previous reading. When 3 consecutive readings are +/- 0.1, pH is considered stabilized**

**** Calculate percent by dividing current reading by previous reading and multiplying by 100. When 3 consecutive readings are between 97 and 103 percent, specific conductivity and temperature is considered stabilized**

***** Calculate change by subtracting current reading from previous reading. When when 3 consecutive readings are +/- 10 mv, redox potential is considered stabilized**

****** Calculate percent by dividing current reading by previous reading and multiplying by 100. When 3 consecutive readings are between 90 and 110 percent, these parameters are considered stabilized**

AECOM

Site Name: National Grid - Inwood, NY 2020 GW Sampling Event

DATE: 6/10/2020 **SHEET** 1 **OF** 1
WEATHER: Sun, 80F **FIELD PERSONNEL:** J. Patel, S. Libert & V. Grix
MONITORING WELL NO.: *MW-1D* **WELL PERMIT NUMBER:**

PID AMBIENT AIR: 0.0 **PUMP INTAKE DEPTH:** 37.19 **ft from top of casing (TOC)**
PID OPEN WELL (Initial): 0.0 **WATER LEVEL BEFORE PUMP IN PLACE (Initial):** 9.30 **ft from (TOC)**
WQ Meter Cert No. _____ **PUMP START TIME:** 13:20 **WELL DEPTH:** _____ 39.19

TIME	Purging	Sampling	pH (pH units) Reading	pH Change*	Specific Conductivity (mS/cm) Reading	Specific Conductivity %**	Redox Potential (mv) Reading	Redox Potential Change***	Dissolved Oxygen (mg/L) Reading	Dissolved Oxygen %****	Turbidity (NTU) Reading	Turbidity %****	Temperature (degrees C) Reading	Temperature %**	Volume of Water Removed (ml)	Pumping Rate (ml/min)	Water Elevation (ft from TOC)
1320	X		7.81		0.85		-113		2.28		95.3		19.07			150	9.30
1325	X		7.82	0.01	0.81	95.27	-120	7.0	0.60	26.32	34.9	36.62	15.91	83.43	750	150	9.34
1330	X		7.80	0.02	0.79	98.26	-132	12.0	0.00	0.17	41.1	117.77	14.47	90.95	1500	150	9.34
1335	X		7.71	0.09	0.79	100.00	-130	2.0	0.00	100.00	19.2	46.72	14.17	97.93	2250	150	9.34
1340	X		7.67	0.04	0.79	99.87	-131	1.0	0.00	100.00	15.2	79.17	14.17	100.00	3000	150	9.34
1345	X		7.64	0.03	0.79	99.87	-131	0.0	0.00	100.00	11.7	76.97	14.22	100.35	3750	150	9.34
1350	X		7.61	0.03	0.79	99.75	-131	0.0	0.00	100.00	10.9	93.16	14.28	100.42	4500	150	9.34
1355	X		7.60	0.01	0.79	100.13	-132	1.0	0.00	100.00	9.9	90.83	14.32	100.28	5250	150	9.34
1400	X	X	7.59	0.01	0.79	100.00	-132	0.0	0.00	100.00	9.6	96.97	14.36	100.28	6000	150	9.34

Observations and Notes:

***- Equipment used**: YSI 6920/Horiba U52 (NJ certified),GeoPump Peristaltic Pump, teflon lined poly tubing*

***Analysis:** TCL VOCs, TCL SVOCs, RCRA Metals, and Free Cyanide*

*** Calculate change by subtracting current reading from previous reading. When 3 consecutive readings are +/- 0.1, pH is considered stabilized**

**** Calculate percent by dividing current reading by previous reading and multiplying by 100. When 3 consecutive readings are between 97 and 103 percent, specific conductivity and temperature is considered stabilized**

***** Calculate change by subtracting current reading from previous reading. When when 3 consecutive readings are +/- 10 mv, redox potential is considered stabilized**

****** Calculate percent by dividing current reading by previous reading and multiplying by 100. When 3 consecutive readings are between 90 and 110 percent, these parameters are considered stabilized**

AECOM

Site Name: National Grid - Inwood, NY 2020 GW Sampling Event

DATE: 6/10/2020 **SHEET** 1 **OF** 1
WEATHER: Sun, 80F **FIELD PERSONNEL:** J. Patel, S. Libert & V. Grix
MONITORING WELL NO.: *MW-1I* **WELL PERMIT NUMBER:**

PID AMBIENT AIR: 0.0 **PUMP INTAKE DEPTH:** 28.15 **ft from top of casing (TOC)**
PID OPEN WELL (Initial): 0.0 **WATER LEVEL BEFORE PUMP IN PLACE (Initial):** 9.50 **ft from (TOC)**
WQ Meter Cert No. _____ **PUMP START TIME:** 12:25 **WELL DEPTH:** _____ 30.15

TIME	Purging	Sampling	pH (pH units) Reading	pH Change*	Specific Conductivity (mS/cm) Reading	Specific Conductivity %**	Redox Potential (mv) Reading	Redox Potential Change***	Dissolved Oxygen (mg/L) Reading	Dissolved Oxygen %****	Turbidity (NTU) Reading	Turbidity %****	Temperature (degrees C) Reading	Temperature %**	Volume of Water Removed (ml)	Pumping Rate (ml/min)	Water Elevation (ft from TOC)
1225	X		7.03		1.94		-54		0.00		8.5		14.03			150	9.50
1230	X		7.02	0.01	1.92	98.97	-53	1.0	0.00	100.00	4.8	56.47	13.80	98.36	750	150	9.50
1235	X		6.97	0.05	1.89	98.44	-54	1.0	0.00	100.00	5.3	110.42	13.60	98.55	1500	150	9.50
1240	X		6.96	0.01	1.87	98.94	-59	5.0	0.00	100.00	4.1	77.36	13.52	99.41	2250	150	9.50
1245	X		6.96	0.00	1.88	100.53	-59	0.0	0.00	100.00	3.7	90.24	13.50	99.85	3000	150	9.50
1250	X		6.98	0.02	1.87	99.47	-59	0.0	0.00	100.00	3.9	105.41	13.52	100.15	3750	150	9.50
1255	X		7.00	0.02	1.84	98.40	-67	8.0	0.00	100.00	3.8	97.44	13.64	100.89	4500	150	9.50
1300	X	X	7.00	0.00	1.81	98.37	-71	4.0	0.00	100.00	3.5	92.11	13.63	99.93	5250	150	9.50

Observations and Notes:

***- Equipment used**: YSI 6920/Horiba U52 (NJ certified),GeoPump Peristaltic Pump, teflon lined poly tubing*

***Analysis:** TCL VOCs, TCL SVOCs, RCRA Metals, and Free Cyanide*

*** Calculate change by subtracting current reading from previous reading. When 3 consecutive readings are +/- 0.1, pH is considered stabilized**

**** Calculate percent by dividing current reading by previous reading and multiplying by 100. When 3 consecutive readings are between 97 and 103 percent, specific conductivity and temperature is considered stabilized**

***** Calculate change by subtracting current reading from previous reading. When when 3 consecutive readings are +/- 10 mv, redox potential is considered stabilized**

****** Calculate percent by dividing current reading by previous reading and multiplying by 100. When 3 consecutive readings are between 90 and 110 percent, these parameters are considered stabilized**

AECOM

Site Name: National Grid - Inwood, NY 2020 GW Sampling Event

DATE: 6/10/2020 **SHEET** 1 **OF** 1
WEATHER: Sun 70F **FIELD PERSONNEL:** J. Patel, S. Libert & V. Grix
MONITORING WELL NO.: *MW-21S* **WELL PERMIT NUMBER:**

PID AMBIENT AIR: 0.0 **PUMP INTAKE DEPTH:** 12.34 **ft from top of casing (TOC)**
PID OPEN WELL (Initial): 0.0 **WATER LEVEL BEFORE PUMP IN PLACE (Initial):** 6.45 **ft from (TOC)**
WQ Meter Cert No. _____ **PUMP START TIME:** 10:30 **WELL DEPTH:** _____ 14.34

TIME	Purging	Sampling	pH (pH units) Reading	pH Change*	Specific Conductivity (mS/cm) Reading	Specific Conductivity %**	Redox Potential (mv) Reading	Redox Potential Change***	Dissolved Oxygen (mg/L) Reading	Dissolved Oxygen %****	Turbidity (NTU) Reading	Turbidity %****	Temperature (degrees C) Reading	Temperature %**	Volume of Water Removed (ml)	Pumping Rate (ml/min)	Water Elevation (ft from TOC)
1030	X		6.25		4.03		-10		3.28		216		14.54			150	6.45
1035	X		6.20	0.05	3.94	97.77	-8	2.0	1.61	49.09	165	76.39	14.43	99.24	750	150	6.80
1040	X		6.20	0.00	3.93	99.75	-5	3.0	1.59	98.76	136	82.42	14.07	97.51	1500	150	7.02
1045	X		6.24	0.04	4.00	101.78	-14	9.0	4.66	293.08	30.2	22.21	13.86	98.51	2250	150	7.02
1050	X		6.29	0.05	4.02	100.50	-22	8.0	4.76	102.15	27.2	90.07	14.48	104.47	3000	150	7.02
1055	X		6.30	0.01	4.00	99.50	-23	1.0	4.76	100.00	25.3	93.01	14.59	100.76	3750	150	7.02
1100	X	X	6.34	0.04	4.00	100.00	-22	1.0	4.78	100.42	23.0	90.91	14.62	100.21	4500	150	7.02

Observations and Notes: Strong naphthalene-like odor

- Equipment used *: YSI 6920/Horiba U52 (NJ certified),GeoPump Peristaltic Pump, teflon lined poly tubing*

Analysis: *TCL VOCs, TCL SVOCs, RCRA Metals, and Free Cyanide*

*** Calculate change by subtracting current reading from previous reading. When 3 consecutive readings are +/- 0.1, pH is considered stabilized**

**** Calculate percent by dividing current reading by previous reading and multiplying by 100. When 3 consecutive readings are between 97 and 103 percent, specific conductivity and temperature is considered stabilized**

***** Calculate change by subtracting current reading from previous reading. When when 3 consecutive readings are +/- 10 mv, redox potential is considered stabilized**

****** Calculate percent by dividing current reading by previous reading and multiplying by 100. When 3 consecutive readings are between 90 and 110 percent, these parameters are considered stabilized**

AECOM

Site Name: National Grid - Inwood, NY 2020 GW Sampling Event

DATE: 6/4/2020 **SHEET** 1 **OF** 1
WEATHER: Sunny, 80F **FIELD PERSONNEL:** J. Patel, S. Libert & V. Grix
MONITORING WELL NO.: *MW-38D* **WELL PERMIT NUMBER:**

PID AMBIENT AIR: 0.0 **PUMP INTAKE DEPTH:** 41.00 **ft from top of casing (TOC)**
PID OPEN WELL (Initial): 0.0 **WATER LEVEL BEFORE PUMP IN PLACE (Initial):** 12.08 **ft from (TOC)**
WQ Meter Cert No. _____ **PUMP START TIME:** 12:00 **WELL DEPTH:** _____ 43.00

TIME	Purging	Sampling	pH (pH units) Reading	pH Change*	Specific Conductivity (mS/cm) Reading	Specific Conductivity %**	Redox Potential (mv) Reading	Redox Potential Change***	Dissolved Oxygen (mg/L) Reading	Dissolved Oxygen %****	Turbidity (NTU) Reading	Turbidity %****	Temperature (degrees C) Reading	Temperature %**	Volume of Water Removed (ml)	Pumping Rate (ml/min)	Water Elevation (ft from TOC)
1200	X		7.71		1.89		46		9.20		79.2		14.03			150	12.08
1205	X		7.68	0.03	1.88	99.47	44	2.0	8.96	97.39	86.0	108.59	13.28	94.65	750	150	12.08
1210	X		7.60	0.08	1.92	102.13	36	8.0	8.07	90.07	84.0	97.67	13.23	99.62	1500	150	12.14
1215	X		7.57	0.03	1.94	101.04	33	3.0	7.84	97.15	67.4	80.24	13.02	98.41	2250	150	12.19
1220	X		7.55	0.02	1.98	102.06	31	2.0	7.82	99.74	69.2	102.67	12.93	99.31	3000	150	12.23
1225	X		7.33	0.22	2.85	143.94	9	22.0	7.99	102.17	68.7	99.28	12.76	98.69	3750	150	12.25
1230	X		7.30	0.03	2.93	102.81	1	8.0	7.94	99.37	72.4	105.39	12.84	100.63	4500	150	12.29
1235	X		7.28	0.02	2.98	101.71	-2	3.0	7.89	99.37	73.6	101.66	12.86	100.16	5250	150	12.30
1240	X	X	7.25	0.03	3.01	101.01	-7	5.0	7.88	99.87	70.8	96.20	12.83	99.77	6000	150	12.33

Observations and Notes:

***- Equipment used**: YSI 6920/Horiba U52 (NJ certified),GeoPump Peristaltic Pump, teflon lined poly tubing*

***Analysis:** TCL VOCs, TCL SVOCs, RCRA Metals, and Free Cyanide*

*** Calculate change by subtracting current reading from previous reading. When 3 consecutive readings are +/- 0.1, pH is considered stabilized**

**** Calculate percent by dividing current reading by previous reading and multiplying by 100. When 3 consecutive readings are between 97 and 103 percent, specific conductivity and temperature is considered stabilized**

***** Calculate change by subtracting current reading from previous reading. When when 3 consecutive readings are +/- 10 mv, redox potential is considered stabilized**

****** Calculate percent by dividing current reading by previous reading and multiplying by 100. When 3 consecutive readings are between 90 and 110 percent, these parameters are considered stabilized**

AECOM

Site Name: National Grid - Inwood, NY 2020 GW Sampling Event

DATE: 6/4/2020 **SHEET** 1 **OF** 1
WEATHER: Sun, 80F **FIELD PERSONNEL:** J. Patel, S. Libert & V. Grix
MONITORING WELL NO.: *MW-38I* **WELL PERMIT NUMBER:**

PID AMBIENT AIR: 0.0 **PUMP INTAKE DEPTH:** 31.05 **ft from top of casing (TOC)**
PID OPEN WELL (Initial): 0.0 **WATER LEVEL BEFORE PUMP IN PLACE (Initial):** 11.11 **ft from (TOC)**
WQ Meter Cert No. _____ **PUMP START TIME:** 10:55 **WELL DEPTH:** _____ 33.05

TIME	Purging	Sampling	pH (pH units) Reading	pH Change*	Specific Conductivity (mS/cm) Reading	Specific Conductivity %**	Redox Potential (mv) Reading	Redox Potential Change***	Dissolved Oxygen (mg/L) Reading	Dissolved Oxygen %****	Turbidity (NTU) Reading	Turbidity %****	Temperature (degrees C) Reading	Temperature %**	Volume of Water Removed (ml)	Pumping Rate (ml/min)	Water Elevation (ft from TOC)
1055	X		6.46		22.8		-14		1.05		14.5		13.95			150	11.11
1100	X		6.43	0.03	23.1	101.32	-10	4.0	0.00	0.10	43.0	296.55	13.04	93.48	750	150	11.15
1105	X		6.43	0.00	23.0	99.57	-11	1.0	0.00	100.00	37.9	88.14	13.14	100.77	1500	150	11.18
1110	X		6.42	0.01	23.1	100.43	-12	1.0	0.00	100.00	35.1	92.61	13.13	99.92	2250	150	11.20
1115	X		6.41	0.01	23.2	100.43	-12	0.0	0.00	100.00	33.3	94.87	13.18	100.38	3000	150	11.28
1120	X		6.40	0.01	23.1	99.57	-12	0.0	0.00	100.00	31.8	95.50	13.18	100.00	3750	150	11.28
1125	X		6.38	0.02	23.1	100.00	-11	1.0	0.00	100.00	33.7	105.97	13.21	100.23	4500	150	11.30
1130		X															

Observations and Notes:

- Equipment used*: YSI 6920/Horiba U52 (NJ certified),GeoPump Peristaltic Pump, teflon lined poly tubing*

Analysis: *TCL VOCs, TCL SVOCs, RCRA Metals, and Free Cyanide*

*** Calculate change by subtracting current reading from previous reading. When 3 consecutive readings are +/- 0.1, pH is considered stabilized**

**** Calculate percent by dividing current reading by previous reading and multiplying by 100. When 3 consecutive readings are between 97 and 103 percent, specific conductivity and temperature is considered stabilized**

***** Calculate change by subtracting current reading from previous reading. When when 3 consecutive readings are +/- 10 mv, redox potential is considered stabilized**

****** Calculate percent by dividing current reading by previous reading and multiplying by 100. When 3 consecutive readings are between 90 and 110 percent, these parameters are considered stabilized**

AECOM

Site Name: National Grid - Inwood, NY 2020 GW Sampling Event

DATE: 6/10/2020 **SHEET** 1 **OF** 1
WEATHER: Sun 70F **FIELD PERSONNEL:** J. Patel, S. Libert & V. Grix
MONITORING WELL NO.: *MW-3I* **WELL PERMIT NUMBER:**

PID AMBIENT AIR: 0.0 **PUMP INTAKE DEPTH:** 31.70 **ft from top of casing (TOC)**
PID OPEN WELL (Initial): 0.0 **WATER LEVEL BEFORE PUMP IN PLACE (Initial):** 13.38 **ft from (TOC)**
WQ Meter Cert No. _____ **PUMP START TIME:** 9:20 **WELL DEPTH:** _____ 33.70

TIME	Purging	Sampling	pH (pH units) Reading	pH Change*	Specific Conductivity (mS/cm) Reading	Specific Conductivity %**	Redox Potential (mv) Reading	Redox Potential Change***	Dissolved Oxygen (mg/L) Reading	Dissolved Oxygen %****	Turbidity (NTU) Reading	Turbidity %****	Temperature (degrees C) Reading	Temperature %**	Volume of Water Removed (ml)	Pumping Rate (ml/min)	Water Elevation (ft from TOC)
920	X		6.47		4.44		-11		0.00		90.4		14.57			150	13.38
925	X		6.48	0.01	4.62	104.05	-9	2.0	0.00	100.00	51.8	57.30	14.05	96.43	750	150	13.38
930	X		6.49	0.01	4.61	99.78	-10	1.0	0.00	100.00	34.1	65.83	13.95	99.29	1500	150	13.38
935	X		6.51	0.02	4.51	97.83	-12	2.0	0.00	100.00	27.9	81.82	13.90	99.64	2250	150	13.38
940	X		6.52	0.01	4.51	100.00	-13	1.0	0.00	100.00	20.5	73.48	13.89	99.93	3000	150	13.38
945	X		6.55	0.03	4.48	99.33	-15	2.0	0.00	100.00	19.6	95.61	13.86	99.78	3750	150	13.38
950	X		6.54	0.01	4.48	100.00	-16	1.0	0.00	100.00	19.0	96.94	13.85	99.93	4500	150	13.38
955	X	X	6.54	0.00	4.45	99.33	-19	3.0	0.00	100.00	18.5	97.37	13.82	99.78	5250	150	13.38

Observations and Notes:

***- Equipment used**: YSI 6920/Horiba U52 (NJ certified),GeoPump Peristaltic Pump, teflon lined poly tubing*

***Analysis:** TCL VOCs, TCL SVOCs, RCRA Metals, and Free Cyanide*

*** Calculate change by subtracting current reading from previous reading. When 3 consecutive readings are +/- 0.1, pH is considered stabilized**

**** Calculate percent by dividing current reading by previous reading and multiplying by 100. When 3 consecutive readings are between 97 and 103 percent, specific conductivity and temperature is considered stabilized**

***** Calculate change by subtracting current reading from previous reading. When when 3 consecutive readings are +/- 10 mv, redox potential is considered stabilized**

****** Calculate percent by dividing current reading by previous reading and multiplying by 100. When 3 consecutive readings are between 90 and 110 percent, these parameters are considered stabilized**

AECOM

Site Name: National Grid - Inwood, NY 2020 GW Sampling Event

DATE: 6/8/2020 **SHEET** 1 **OF** 1
WEATHER: Sun, 70F **FIELD PERSONNEL:** J. Patel, S. Libert & V. Grix
MONITORING WELL NO.: *MW-4I* **WELL PERMIT NUMBER:**

PID AMBIENT AIR: 0.0 **PUMP INTAKE DEPTH:** 23.10 **ft from top of casing (TOC)**
PID OPEN WELL (Initial): 0.0 **WATER LEVEL BEFORE PUMP IN PLACE (Initial):** 4.50 **ft from (TOC)**
WQ Meter Cert No. _____ **PUMP START TIME:** 9:15 **WELL DEPTH:** _____ 25.10

TIME	Purging	Sampling	pH (pH units) Reading	pH Change*	Specific Conductivity (mS/cm) Reading	Specific Conductivity %**	Redox Potential (mv) Reading	Redox Potential Change***	Dissolved Oxygen (mg/L) Reading	Dissolved Oxygen %****	Turbidity (NTU) Reading	Turbidity %****	Temperature (degrees C) Reading	Temperature %**	Volume of Water Removed (ml)	Pumping Rate (ml/min)	Water Elevation (ft from TOC)
915	X		7.11		0.865		-60		1.00		104		15.13			150	4.50
920	X		7.11	0.00	0.869	100.46	-76	16.0	0.00	0.10	52.8	50.77	14.24	94.12	750	150	4.70
925	X		7.11	0.00	0.867	99.77	-78	2.0	0.00	100.00	40.0	75.76	14.01	98.38	1500	150	4.90
930	X		7.10	0.01	0.864	99.65	-78	0.0	0.00	100.00	32.8	82.00	13.95	99.57	2250	150	5.10
935	X		7.09	0.01	0.863	99.88	-80	2.0	0.00	100.00	25.2	76.83	13.88	99.50	3000	150	5.30
940	X		7.09	0.00	0.862	99.88	-80	0.0	0.00	100.00	22.9	90.87	13.80	99.42	3750	150	5.50
945	X		7.09	0.00	0.863	100.12	-81	1.0	0.00	100.00	20.9	91.27	13.77	99.78	4500	150	5.70
950	X	X	7.08	0.01	0.862	99.88	-80	1.0	0.00	100.00	19.5	93.30	13.74	99.78	5250	150	5.90

Observations and Notes:

***- Equipment used**: YSI 6920/Horiba U52 (NJ certified),GeoPump Peristaltic Pump, teflon lined poly tubing*

***Analysis:** TCL VOCs, TCL SVOCs, RCRA Metals, and Free Cyanide*

*** Calculate change by subtracting current reading from previous reading. When 3 consecutive readings are +/- 0.1, pH is considered stabilized**

**** Calculate percent by dividing current reading by previous reading and multiplying by 100. When 3 consecutive readings are between 97 and 103 percent, specific conductivity and temperature is considered stabilized**

***** Calculate change by subtracting current reading from previous reading. When when 3 consecutive readings are +/- 10 mv, redox potential is considered stabilized**

****** Calculate percent by dividing current reading by previous reading and multiplying by 100. When 3 consecutive readings are between 90 and 110 percent, these parameters are considered stabilized**

AECOM

Site Name: National Grid - Inwood, NY 2020 GW Sampling Event

DATE: 6/8/2020 **SHEET** 1 **OF** 1
WEATHER: Sun, 70F **FIELD PERSONNEL:** J. Patel, S. Libert & V. Grix
MONITORING WELL NO.: *MW-4S* **WELL PERMIT NUMBER:**

PID AMBIENT AIR: 0.0 **PUMP INTAKE DEPTH:** 8.31 **ft from top of casing (TOC)**
PID OPEN WELL (Initial): 0.0 **WATER LEVEL BEFORE PUMP IN PLACE (Initial):** 5.12 **ft from (TOC)**
WQ Meter Cert No. _____ **PUMP START TIME:** 7:30 **WELL DEPTH:** _____ 10.31

TIME	Purging	Sampling	pH (pH units) Reading	pH Change*	Specific Conductivity (mS/cm) Reading	Specific Conductivity %**	Redox Potential (mv) Reading	Redox Potential Change***	Dissolved Oxygen (mg/L) Reading	Dissolved Oxygen %****	Turbidity (NTU) Reading	Turbidity %****	Temperature (degrees C) Reading	Temperature %**	Volume of Water Removed (ml)	Pumping Rate (ml/min)	Water Elevation (ft from TOC)
735	X		5.88		0.389		28		6.25		304		16.22			150	5.12
735	X		5.87	0.01	0.372	95.63	49	21.0	4.83	77.28	61	20.07	16.41	101.17	750	150	7.50
740	X		6.06	0.19	0.400	107.53	10	39.0	2.56	53.00	43.4	71.15	14.38	87.63	1500	150	8.25
745	X		6.15	0.09	0.459	114.75	-12	22.0	2.35	91.80	46.3	106.68	14.71	102.29	2250	150	9.65
750	X		6.36	0.21	0.813	177.12	-28	16.0	3.07	130.64	38.1	82.29	15.67	106.53	3000	150	10.15
755	X		6.44	0.08	0.832	102.34	-37	9.0	3.01	98.05	37.7	98.95	15.64	99.81	3750	150	10.20
800	X		6.42	0.02	0.833	100.12	-44	7.0	3.00	99.67	34.8	92.31	15.57	99.55	4500	150	DRY
835		X															

Observations and Notes: Purged dry -- Waited 30 mins for well to recover before sampling

- Equipment used*: YSI 6920/Horiba U52 (NJ certified),GeoPump Peristaltic Pump, teflon lined poly tubing*

Analysis: *TCL VOCs, TCL SVOCs, RCRA Metals, and Free Cyanide*

*** Calculate change by subtracting current reading from previous reading. When 3 consecutive readings are +/- 0.1, pH is considered stabilized**

**** Calculate percent by dividing current reading by previous reading and multiplying by 100. When 3 consecutive readings are between 97 and 103 percent, specific conductivity and temperature is considered stabilized**

***** Calculate change by subtracting current reading from previous reading. When when 3 consecutive readings are +/- 10 mv, redox potential is considered stabilized**

****** Calculate percent by dividing current reading by previous reading and multiplying by 100. When 3 consecutive readings are between 90 and 110 percent, these parameters are considered stabilized**

AECOM

Site Name: National Grid - Inwood, NY 2020 GW Sampling Event

DATE: 6/9/2020 **SHEET** 1 **OF** 1
WEATHER: Sun, 80F **FIELD PERSONNEL:** J. Patel, S. Libert & V. Grix
MONITORING WELL NO.: *MW-50S* **WELL PERMIT NUMBER:**

PID AMBIENT AIR: 0.0 **PUMP INTAKE DEPTH:** 32.88 **ft from top of casing (TOC)**
PID OPEN WELL (Initial): 0.0 **WATER LEVEL BEFORE PUMP IN PLACE (Initial):** 7.03 **ft from (TOC)**
WQ Meter Cert No. _____ **PUMP START TIME:** 12:45 **WELL DEPTH:** _____ 34.88

TIME	Purging	Sampling	pH (pH units) Reading	pH Change*	Specific Conductivity (mS/cm) Reading	Specific Conductivity %**	Redox Potential (mv) Reading	Redox Potential Change***	Dissolved Oxygen (mg/L) Reading	Dissolved Oxygen %****	Turbidity (NTU) Reading	Turbidity %****	Temperature (degrees C) Reading	Temperature %**	Volume of Water Removed (ml)	Pumping Rate (ml/min)	Water Elevation (ft from TOC)
1245	X		7.26		1.48		-119		0.49		85.8		16.29			150	7.03
1250	X		7.19	0.07	1.43	96.62	-97	22.0	0.00	0.20	60.0	69.93	14.82	90.98	750	150	7.03
1255	X		7.12	0.07	1.40	97.90	-84	13.0	0.00	100.00	55.7	92.83	14.07	94.94	1500	150	7.03
1300	X		7.10	0.02	1.41	100.71	-83	1.0	0.00	100.00	53.0	95.15	14.04	99.79	2250	150	7.03
1305	X		7.09	0.01	1.40	99.29	-81	2.0	0.00	100.00	59.0	111.32	14.03	99.93	3000	150	7.03
1310	X		7.05	0.04	1.40	100.00	-79	2.0	0.00	100.00	63.1	106.95	13.98	99.64	3750	150	7.03
1315	X		7.02	0.03	1.41	100.71	-78	1.0	0.00	100.00	66.3	105.07	13.99	100.07	4500	150	7.03
1320	X	X	7.04	0.02	1.41	100.00	-79	1.0	0.00	100.00	68.4	103.17	13.97	99.86	5250	150	7.03

Observations and Notes:

***- Equipment used**: YSI 6920/Horiba U52 (NJ certified),GeoPump Peristaltic Pump, teflon lined poly tubing*

***Analysis:** TCL VOCs, TCL SVOCs, RCRA Metals, and Free Cyanide*

*** Calculate change by subtracting current reading from previous reading. When 3 consecutive readings are +/- 0.1, pH is considered stabilized**

**** Calculate percent by dividing current reading by previous reading and multiplying by 100. When 3 consecutive readings are between 97 and 103 percent, specific conductivity and temperature is considered stabilized**

***** Calculate change by subtracting current reading from previous reading. When when 3 consecutive readings are +/- 10 mv, redox potential is considered stabilized**

****** Calculate percent by dividing current reading by previous reading and multiplying by 100. When 3 consecutive readings are between 90 and 110 percent, these parameters are considered stabilized**

AECOM

Site Name: National Grid - Inwood, NY 2020 GW Sampling Event

DATE: 6/9/2020 **SHEET** 1 **OF** 1
WEATHER: Sun, 80F **FIELD PERSONNEL:** J. Patel, S. Libert & V. Grix
MONITORING WELL NO.: *MW-50S* **WELL PERMIT NUMBER:**

PID AMBIENT AIR: 0.0 **PUMP INTAKE DEPTH:** 24.15 **ft from top of casing (TOC)**
PID OPEN WELL (Initial): 0.0 **WATER LEVEL BEFORE PUMP IN PLACE (Initial):** 6.65 **ft from (TOC)**
WQ Meter Cert No. _____ **PUMP START TIME:** 14:00 **WELL DEPTH:** _____ 26.15

TIME	Purging	Sampling	pH (pH units) Reading	pH Change*	Specific Conductivity (mS/cm) Reading	Specific Conductivity %**	Redox Potential (mv) Reading	Redox Potential Change***	Dissolved Oxygen (mg/L) Reading	Dissolved Oxygen %****	Turbidity (NTU) Reading	Turbidity %****	Temperature (degrees C) Reading	Temperature %**	Volume of Water Removed (ml)	Pumping Rate (ml/min)	Water Elevation (ft from TOC)
1400	X		6.62		4.49		-8		0.00		159		13.78			150	6.65
1405	X		6.63	0.01	4.50	100.22	-9	1.0	0.00	100.00	154	96.86	13.56	98.40	750	150	6.69
1410	X		6.70	0.07	4.47	99.33	-20	11.0	0.00	100.00	140	90.91	12.21	90.04	1500	150	6.69
1415	X		6.72	0.02	4.49	100.45	-21	1.0	0.00	100.00	92	65.71	12.26	100.41	2250	150	6.69
1420	X		6.73	0.01	4.50	100.22	-23	2.0	0.00	100.00	83.3	90.54	12.48	101.79	3000	150	6.69
1425	X		6.74	0.01	4.47	99.33	-24	1.0	0.00	100.00	75.9	91.12	12.50	100.16	3750	150	6.69
1430	X	X	6.75	0.01	4.48	100.22	-25	1.0	0.00	100.00	71.0	93.54	12.54	100.32	4500	150	6.69

Observations and Notes:

***- Equipment used**: YSI 6920/Horiba U52 (NJ certified),GeoPump Peristaltic Pump, teflon lined poly tubing*

***Analysis:** TCL VOCs, TCL SVOCs, RCRA Metals, and Free Cyanide*

*** Calculate change by subtracting current reading from previous reading. When 3 consecutive readings are +/- 0.1, pH is considered stabilized**

**** Calculate percent by dividing current reading by previous reading and multiplying by 100. When 3 consecutive readings are between 97 and 103 percent, specific conductivity and temperature is considered stabilized**

***** Calculate change by subtracting current reading from previous reading. When when 3 consecutive readings are +/- 10 mv, redox potential is considered stabilized**

****** Calculate percent by dividing current reading by previous reading and multiplying by 100. When 3 consecutive readings are between 90 and 110 percent, these parameters are considered stabilized**

AECOM

Site Name: National Grid - Inwood, NY 2020 GW Sampling Event

DATE: 6/10/2020 **SHEET** 1 **OF** 1
WEATHER: Sun 80F **FIELD PERSONNEL:** J. Patel, S. Libert & V. Grix
MONITORING WELL NO.: *MW-51I* **WELL PERMIT NUMBER:**

PID AMBIENT AIR: 0.0 **PUMP INTAKE DEPTH:** 30.60 **ft from top of casing (TOC)**
PID OPEN WELL (Initial): 0.0 **WATER LEVEL BEFORE PUMP IN PLACE (Initial):** 1.89 **ft from (TOC)**
WQ Meter Cert No. _____ **PUMP START TIME:** 14:05 **WELL DEPTH:** _____ 32.60

TIME	Purging	Sampling	pH (pH units) Reading	pH Change*	Specific Conductivity (mS/cm) Reading	Specific Conductivity %**	Redox Potential (mv) Reading	Redox Potential Change***	Dissolved Oxygen (mg/L) Reading	Dissolved Oxygen %****	Turbidity (NTU) Reading	Turbidity %****	Temperature (degrees C) Reading	Temperature %**	Volume of Water Removed (ml)	Pumping Rate (ml/min)	Water Elevation (ft from TOC)
1405	X		6.10		3.95		20		9.39		132		15.65			150	1.89
1410	X		6.02	0.08	4.03	102.03	77	57.0	7.70	82.00	105	79.55	15.10	96.49	750	150	2.01
1415	X		5.98	0.04	4.14	102.73	84	7.0	6.78	88.05	92.2	87.81	15.18	100.53	1500	150	2.01
1420	X		5.96	0.02	4.20	101.45	86	2.0	6.28	92.63	82.0	88.94	15.21	100.20	2250	150	2.01
1425	X		5.91	0.05	4.24	100.95	94	8.0	6.18	98.41	74.8	91.22	15.15	99.61	3000	150	2.01
1430	X		5.87	0.04	4.22	99.53	97	3.0	6.13	99.19	70.6	94.39	15.15	100.00	3750	150	2.01
1435	X	X	5.85	0.02	4.21	99.76	101	4.0	6.05	98.69	66.3	93.91	15.10	99.67	4500	150	2.01

Observations and Notes:

***- Equipment used**: YSI 6920/Horiba U52 (NJ certified),GeoPump Peristaltic Pump, teflon lined poly tubing*

***Analysis:** TCL VOCs, TCL SVOCs, RCRA Metals, and Free Cyanide*

*** Calculate change by subtracting current reading from previous reading. When 3 consecutive readings are +/- 0.1, pH is considered stabilized**

**** Calculate percent by dividing current reading by previous reading and multiplying by 100. When 3 consecutive readings are between 97 and 103 percent, specific conductivity and temperature is considered stabilized**

***** Calculate change by subtracting current reading from previous reading. When when 3 consecutive readings are +/- 10 mv, redox potential is considered stabilized**

****** Calculate percent by dividing current reading by previous reading and multiplying by 100. When 3 consecutive readings are between 90 and 110 percent, these parameters are considered stabilized**

AECOM

Site Name: National Grid - Inwood, NY 2020 GW Sampling Event

DATE: 6/10/2020 **SHEET** 1 **OF** 1
WEATHER: Sun, 80F **FIELD PERSONNEL:** J. Patel, S. Libert & V. Grix
MONITORING WELL NO.: *MW-51S* **WELL PERMIT NUMBER:**

PID AMBIENT AIR: 0.0 **PUMP INTAKE DEPTH:** 21.45 **ft from top of casing (TOC)**
PID OPEN WELL (Initial): 0.0 **WATER LEVEL BEFORE PUMP IN PLACE (Initial):** 2.08 **ft from (TOC)**
WQ Meter Cert No. _____ **PUMP START TIME:** 15:00 **WELL DEPTH:** _____ 23.45

TIME	Purging	Sampling	pH (pH units) Reading	pH Change*	Specific Conductivity (mS/cm) Reading	Specific Conductivity %**	Redox Potential (mv) Reading	Redox Potential Change***	Dissolved Oxygen (mg/L) Reading	Dissolved Oxygen %****	Turbidity (NTU) Reading	Turbidity %****	Temperature (degrees C) Reading	Temperature %**	Volume of Water Removed (ml)	Pumping Rate (ml/min)	Water Elevation (ft from TOC)
1500	X		6.79		6.78		-72		4.16		28.7		15.13			150	2.08
1505	X		6.78	0.01	4.69	69.17	-101	29.0	3.11	74.76	20.6	71.78	14.93	98.68	750	150	2.14
1510	X		6.77	0.01	4.72	100.64	-103	2.0	3.81	122.51	19.4	94.17	14.89	99.73	1500	150	2.14
1515	X		6.74	0.03	4.87	103.18	-109	6.0	3.47	91.08	15.3	78.87	14.78	99.26	2250	150	2.14
1520	X		6.73	0.01	4.90	100.62	-110	1.0	3.36	96.83	15.6	101.96	14.79	100.07	3000	150	2.14
1525	X		6.71	0.02	4.92	100.41	-111	1.0	3.31	98.51	14.8	94.87	14.75	99.73	3750	150	2.14
1530	X	X	6.71	0.00	4.93	100.20	-113	2.0	3.30	99.70	14.0	94.59	14.71	99.73	4500	150	2.14

Observations and Notes: DUP061020B @ 1600

- Equipment used*: YSI 6920/Horiba U52 (NJ certified),GeoPump Peristaltic Pump, teflon lined poly tubing*

Analysis: *TCL VOCs, TCL SVOCs, RCRA Metals, and Free Cyanide*

*** Calculate change by subtracting current reading from previous reading. When 3 consecutive readings are +/- 0.1, pH is considered stabilized**

**** Calculate percent by dividing current reading by previous reading and multiplying by 100. When 3 consecutive readings are between 97 and 103 percent, specific conductivity and temperature is considered stabilized**

***** Calculate change by subtracting current reading from previous reading. When when 3 consecutive readings are +/- 10 mv, redox potential is considered stabilized**

****** Calculate percent by dividing current reading by previous reading and multiplying by 100. When 3 consecutive readings are between 90 and 110 percent, these parameters are considered stabilized**

AECOM

Site Name: National Grid - Inwood, NY 2020 GW Sampling Event

DATE: 6/5/2020 **SHEET** 1 **OF** 1
WEATHER: Cloudy, rainy, 70F **FIELD PERSONNEL:** J. Patel, S. Libert & V. Grix
MONITORING WELL NO.: *MW-52S* **WELL PERMIT NUMBER:**

PID AMBIENT AIR: 0.0 **PUMP INTAKE DEPTH:** 22.20 **ft from top of casing (TOC)**
PID OPEN WELL (Initial): 0.0 **WATER LEVEL BEFORE PUMP IN PLACE (Initial):** 2.60 **ft from (TOC)**
WQ Meter Cert No. _____ **PUMP START TIME:** 13:00 **WELL DEPTH:** _____ 24.20

TIME	Purging	Sampling	pH (pH units)		Specific Conductivity (mS/cm)		Redox Potential (mv)		Dissolved Oxygen (mg/L)		Turbidity (NTU)		Temperature (degrees C)		Volume of Water Removed (ml)	Pumping Rate (ml/min)	Water Elevation (ft from TOC)
			Reading	Change*	Reading	%**	Reading	Change***	Reading	%****	Reading	%****	Reading	%**			
1300	X		6.74		0.511		-72		0.05		5.1		15.32			150	2.60
1305	X		6.77	0.03	0.531	103.91	-79	7.0	0.00	2.00	18.8	368.63	14.02	91.51	750	150	2.60
1310	X		6.79	0.02	0.571	107.53	-82	3.0	0.00	100.00	41.3	219.68	13.59	96.93	1500	150	2.60
1315	X		6.76	0.03	0.620	108.58	-81	1.0	0.00	100.00	52.1	126.15	13.47	99.12	2250	150	2.60
1320	X		6.73	0.03	0.674	108.71	-75	6.0	0.00	100.00	28.2	54.13	13.42	99.63	3000	150	2.60
1325	X		6.74	0.01	0.760	112.76	-64	11.0	0.00	100.00	21	74.47	13.38	99.70	3750	150	2.60
1330	X		6.73	0.01	0.760	100.00	-63	1.0	0.00	100.00	21.6	102.86	13.28	99.25	4500	150	2.60
1335	X		6.72	0.01	0.770	101.32	-62	1.0	0.00	100.00	19.9	92.13	13.31	100.23	5250	150	2.60
1340	X	X	6.70	0.02	0.772	100.26	-60	2.0	0.00	100.00	18.5	92.96	13.34	100.23	6000	150	2.60

Observations and Notes:

***- Equipment used**: YSI 6920/Horiba U52 (NJ certified),GeoPump Peristaltic Pump, teflon lined poly tubing*

***Analysis:** TCL VOCs, TCL SVOCs, RCRA Metals, and Free Cyanide*

*** Calculate change by subtracting current reading from previous reading. When 3 consecutive readings are +/- 0.1, pH is considered stabilized**

**** Calculate percent by dividing current reading by previous reading and multiplying by 100. When 3 consecutive readings are between 97 and 103 percent, specific conductivity and temperature is considered stabilized**

***** Calculate change by subtracting current reading from previous reading. When when 3 consecutive readings are +/- 10 mv, redox potential is considered stabilized**

****** Calculate percent by dividing current reading by previous reading and multiplying by 100. When 3 consecutive readings are between 90 and 110 percent, these parameters are considered stabilized**

AECOM

Site Name: National Grid - Inwood, NY 2020 GW Sampling Event

DATE: 6/5/2020 **SHEET** 1 **OF** 1
WEATHER: Cloudy, rainy, 70F **FIELD PERSONNEL:** J. Patel, S. Libert & V. Grix
MONITORING WELL NO.: *MW-52S* **WELL PERMIT NUMBER:**

PID AMBIENT AIR: 0.0 **PUMP INTAKE DEPTH:** 10.47 **ft from top of casing (TOC)**
PID OPEN WELL (Initial): 0.0 **WATER LEVEL BEFORE PUMP IN PLACE (Initial):** 2.06 **ft from (TOC)**
WQ Meter Cert No. _____ **PUMP START TIME:** 11:45 **WELL DEPTH:** _____ 12.47

TIME	Purging	Sampling	pH (pH units) Reading	pH Change*	Specific Conductivity (mS/cm) Reading	Specific Conductivity %**	Redox Potential (mv) Reading	Redox Potential Change***	Dissolved Oxygen (mg/L) Reading	Dissolved Oxygen %****	Turbidity (NTU) Reading	Turbidity %****	Temperature (degrees C) Reading	Temperature %**	Volume of Water Removed (ml)	Pumping Rate (ml/min)	Water Elevation (ft from TOC)
1145	X		6.85		0.490		-94		8.50		107		15.81			150	2.06
1150	X		6.76	0.09	0.483	98.57	-82	12.0	0.37	4.35	51.7	48.32	14.04	88.80	750	150	2.06
1155	X		6.74	0.02	0.482	99.79	-81	1.0	0.00	0.27	40.9	79.11	13.81	98.36	1500	150	2.06
1200	X		6.73	0.01	0.484	100.41	-80	1.0	0.00	100.00	19.1	46.70	13.87	100.43	2250	150	2.07
1205	X		6.71	0.02	0.485	100.21	-79	1.0	0.00	100.00	9.3	48.69	13.82	99.64	3000	150	2.09
1210	X		6.69	0.02	0.483	99.59	-77	2.0	0.00	100.00	9.0	96.77	13.84	100.14	3750	150	2.09
1215	X		6.68	0.01	0.483	100.00	-77	0.0	0.00	100.00	8.5	94.44	13.81	99.78	4500	150	2.10
1220	X	X	6.68	0.00	0.481	99.59	-75	2.0	0.00	100.00	7.9	92.94	13.80	99.93	5250	150	2.10

Observations and Notes:

***- Equipment used**: YSI 6920/Horiba U52 (NJ certified),GeoPump Peristaltic Pump, teflon lined poly tubing*

***Analysis:** TCL VOCs, TCL SVOCs, RCRA Metals, and Free Cyanide*

*** Calculate change by subtracting current reading from previous reading. When 3 consecutive readings are +/- 0.1, pH is considered stabilized**

**** Calculate percent by dividing current reading by previous reading and multiplying by 100. When 3 consecutive readings are between 97 and 103 percent, specific conductivity and temperature is considered stabilized**

***** Calculate change by subtracting current reading from previous reading. When when 3 consecutive readings are +/- 10 mv, redox potential is considered stabilized**

****** Calculate percent by dividing current reading by previous reading and multiplying by 100. When 3 consecutive readings are between 90 and 110 percent, these parameters are considered stabilized**

AECOM

Site Name: National Grid - Inwood, NY 2020 GW Sampling Event

DATE: 6/11/2020 **SHEET** 1 **OF** 1
WEATHER: Hazy, 70F **FIELD PERSONNEL:** J. Patel, S. Libert & V. Grix
MONITORING WELL NO.: *MW-5D* **WELL PERMIT NUMBER:**

PID AMBIENT AIR: 0.0 **PUMP INTAKE DEPTH:** 39.90 **ft from top of casing (TOC)**
PID OPEN WELL (Initial): 0.0 **WATER LEVEL BEFORE PUMP IN PLACE (Initial):** 9.30 **ft from (TOC)**
WQ Meter Cert No. _____ **PUMP START TIME:** 10:30 **WELL DEPTH:** _____ 41.90

TIME	Purging	Sampling	pH (pH units) Reading	pH Change*	Specific Conductivity (mS/cm) Reading	Specific Conductivity %**	Redox Potential (mv) Reading	Redox Potential Change***	Dissolved Oxygen (mg/L) Reading	Dissolved Oxygen %****	Turbidity (NTU) Reading	Turbidity %****	Temperature (degrees C) Reading	Temperature %**	Volume of Water Removed (ml)	Pumping Rate (ml/min)	Water Elevation (ft from TOC)
1030	X		7.36		1.27		-117		3.75		64.4		14.85			150	9.30
1035	X		7.37	0.01	1.32	103.94	-124	7.0	0.00	0.03	41.3	64.13	13.93	93.80	750	150	9.32
1040	X		7.33	0.04	1.32	100.00	-128	4.0	0.00	100.00	30.0	72.64	13.47	96.70	1500	150	9.32
1045	X		7.31	0.02	1.33	100.76	-129	1.0	0.00	100.00	25.1	83.67	13.48	100.07	2250	150	9.32
1050	X		7.25	0.06	1.33	100.00	-129	0.0	0.00	100.00	25.6	101.99	13.49	100.07	3000	150	9.32
1055	X		7.23	0.02	1.33	100.00	-129	0.0	0.00	100.00	25.2	98.44	13.51	100.15	3750	150	9.32
1100	X		7.21	0.02	1.34	100.75	-129	0.0	0.00	100.00	25.8	102.38	13.49	99.85	4500	150	9.32
1105		X															

Observations and Notes:

***- Equipment used**: YSI 6920/Horiba U52 (NJ certified),GeoPump Peristaltic Pump, teflon lined poly tubing*

***Analysis:** TCL VOCs, TCL SVOCs, RCRA Metals, and Free Cyanide*

*** Calculate change by subtracting current reading from previous reading. When 3 consecutive readings are +/- 0.1, pH is considered stabilized**

**** Calculate percent by dividing current reading by previous reading and multiplying by 100. When 3 consecutive readings are between 97 and 103 percent, specific conductivity and temperature is considered stabilized**

***** Calculate change by subtracting current reading from previous reading. When when 3 consecutive readings are +/- 10 mv, redox potential is considered stabilized**

****** Calculate percent by dividing current reading by previous reading and multiplying by 100. When 3 consecutive readings are between 90 and 110 percent, these parameters are considered stabilized**

AECOM

Site Name: National Grid - Inwood, NY 2020 GW Sampling Event

DATE: 6/11/2020 **SHEET** 1 **OF** 1
WEATHER: Cloudy, rainy 70F **FIELD PERSONNEL:** J. Patel, S. Libert & V. Grix
MONITORING WELL NO.: *MW-5I* **WELL PERMIT NUMBER:**

PID AMBIENT AIR: 0.0 **PUMP INTAKE DEPTH:** 28.10 **ft from top of casing (TOC)**
PID OPEN WELL (Initial): 0.0 **WATER LEVEL BEFORE PUMP IN PLACE (Initial):** 11.59 **ft from (TOC)**
WQ Meter Cert No. _____ **PUMP START TIME:** 12:00 **WELL DEPTH:** _____ 30.10

TIME	Purging	Sampling	pH (pH units)		Specific Conductivity (mS/cm)		Redox Potential (mv)		Dissolved Oxygen (mg/L)		Turbidity (NTU)		Temperature (degrees C)		Volume of Water Removed (ml)	Pumping Rate (ml/min)	Water Elevation (ft from TOC)
			Reading	Change*	Reading	%**	Reading	Change***	Reading	%****	Reading	%****	Reading	%**			
1200	X		7.01		2.17		-60		6.48		69.7		14.41			150	11.59
1205	X		6.98	0.03	2.21	101.84	-49	11.0	5.87	90.59	53.5	76.76	13.61	94.45	750	150	11.61
1210	X		6.91	0.07	2.29	103.62	-52	3.0	0.66	11.24	22.9	42.80	13.28	97.58	1500	150	11.61
1215	X		6.89	0.02	2.31	100.87	-53	1.0	0.00	0.15	19.8	86.46	13.26	99.85	2250	150	11.61
1220	X		6.90	0.01	2.32	100.43	-53	0.0	0.00	100.00	19.2	96.97	13.28	100.15	3000	150	11.61
1225	X		6.87	0.03	2.36	101.72	-55	2.0	0.00	100.00	18.8	97.92	13.31	100.23	3750	150	11.61
1230	X	X	6.87	0.00	2.37	100.42	-58	3.0	0.00	100.00	18.3	97.34	13.30	99.92	4500	150	11.61

Observations and Notes:

***- Equipment used**: YSI 6920/Horiba U52 (NJ certified),GeoPump Peristaltic Pump, teflon lined poly tubing*

***Analysis:** TCL VOCs, TCL SVOCs, RCRA Metals, and Free Cyanide*

*** Calculate change by subtracting current reading from previous reading. When 3 consecutive readings are +/- 0.1, pH is considered stabilized**

**** Calculate percent by dividing current reading by previous reading and multiplying by 100. When 3 consecutive readings are between 97 and 103 percent, specific conductivity and temperature is considered stabilized**

***** Calculate change by subtracting current reading from previous reading. When when 3 consecutive readings are +/- 10 mv, redox potential is considered stabilized**

****** Calculate percent by dividing current reading by previous reading and multiplying by 100. When 3 consecutive readings are between 90 and 110 percent, these parameters are considered stabilized**

AECOM

Site Name: National Grid - Inwood, NY 2020 GW Sampling Event

DATE: 6/9/2020 **SHEET** 1 **OF** 1
WEATHER: Sun, 70F **FIELD PERSONNEL:** J. Patel, S. Libert & V. Grix
MONITORING WELL NO.: *MW-8I* **WELL PERMIT NUMBER:**

PID AMBIENT AIR: 0.0 **PUMP INTAKE DEPTH:** 29.20 **ft from top of casing (TOC)**
PID OPEN WELL (Initial): 0.0 **WATER LEVEL BEFORE PUMP IN PLACE (Initial):** 13.26 **ft from (TOC)**
WQ Meter Cert No. _____ **PUMP START TIME:** 11:15 **WELL DEPTH:** _____ 31.20

TIME	Purging	Sampling	pH (pH units) Reading	pH Change*	Specific Conductivity (mS/cm) Reading	Specific Conductivity %**	Redox Potential (mv) Reading	Redox Potential Change***	Dissolved Oxygen (mg/L) Reading	Dissolved Oxygen %****	Turbidity (NTU) Reading	Turbidity %****	Temperature (degrees C) Reading	Temperature %**	Volume of Water Removed (ml)	Pumping Rate (ml/min)	Water Elevation (ft from TOC)
1115	X		7.04		2.03		-10		5.33		118		16.59			150	13.26
1120	X		7.02	0.02	2.02	99.51	-11	1.0	2.73	51.22	108	91.53	14.40	86.80	750	150	13.31
1125	X		6.99	0.03	2.01	99.50	-13	2.0	2.11	77.29	68.7	63.61	12.93	89.79	1500	150	13.31
1130	X		6.96	0.03	2.02	100.50	-13	0.0	1.34	63.51	46.0	66.96	13.10	101.31	2250	150	13.31
1135	X		6.95	0.01	2.00	99.01	-12	1.0	1.25	93.28	39.7	86.30	13.04	99.54	3000	150	13.31
1140	X		6.93	0.02	2.02	101.00	-11	1.0	1.18	94.40	40.6	102.27	12.85	98.54	3750	150	13.31
1145	X		6.93	0.00	2.01	99.50	-12	1.0	1.16	98.31	37.3	91.87	12.79	99.53	4500	150	13.31
1150	X	X	6.92	0.01	2.01	100.00	-12	0.0	1.15	99.14	35.3	94.64	12.72	99.45	5250	150	13.31

Observations and Notes:

- Equipment used: *YSI 6920/Horiba U52 (NJ certified),GeoPump Peristaltic Pump, teflon lined poly tubing*

Analysis: *TCL VOCs, TCL SVOCs, RCRA Metals, and Free Cyanide*

*** Calculate change by subtracting current reading from previous reading. When 3 consecutive readings are +/- 0.1, pH is considered stabilized**

**** Calculate percent by dividing current reading by previous reading and multiplying by 100. When 3 consecutive readings are between 97 and 103 percent, specific conductivity and temperature is considered stabilized**

***** Calculate change by subtracting current reading from previous reading. When when 3 consecutive readings are +/- 10 mv, redox potential is considered stabilized**

****** Calculate percent by dividing current reading by previous reading and multiplying by 100. When 3 consecutive readings are between 90 and 110 percent, these parameters are considered stabilized**

AECOM

Site Name: National Grid - Inwood, NY 2020 GW Sampling Event

DATE: 6/9/2020 **SHEET** 1 **OF** 1
WEATHER: Sun, 75F **FIELD PERSONNEL:** J. Patel, S. Libert & V. Grix
MONITORING WELL NO.: *MW-9* **WELL PERMIT NUMBER:**

PID AMBIENT AIR: 0.0 **PUMP INTAKE DEPTH:** 13.54 **ft from top of casing (TOC)**
PID OPEN WELL (Initial): 0.0 **WATER LEVEL BEFORE PUMP IN PLACE (Initial):** 8.75 **ft from (TOC)**
WQ Meter Cert No. _____ **PUMP START TIME:** 13:00 **WELL DEPTH:** _____ 15.54

TIME	Purging	Sampling	pH (pH units)		Specific Conductivity (mS/cm)		Redox Potential (mv)		Dissolved Oxygen (mg/L)		Turbidity (NTU)		Temperature (degrees C)		Volume of Water Removed (ml)	Pumping Rate (ml/min)	Water Elevation (ft from TOC)
			Reading	Change*	Reading	%**	Reading	Change***	Reading	%****	Reading	%****	Reading	%**			
1300	X		7.40		3.22		-156		2.21		170		14.50			150	8.75
1305	X		7.40	0.00	3.20	99.38	-151	5.0	2.37	107.24	164	96.47	14.11	97.31	750	150	8.75
1310	X		7.40	0.00	3.08	96.25	-148	3.0	2.66	112.24	161	98.17	13.81	97.87	1500	150	8.75
1315	X		7.40	0.00	2.90	94.16	-142	6.0	2.89	108.65	159	98.76	13.64	98.77	2250	150	8.75
1320	X		7.47	0.07	2.96	102.07	-136	6.0	2.92	101.04	104	65.41	13.83	101.39	3000	150	8.75
1325	X		7.53	0.06	2.94	99.32	-134	2.0	4.00	136.99	60.4	58.08	14.70	106.29	3750	150	8.75
1330	X		7.49	0.04	2.99	101.70	-135	1.0	2.99	74.75	37.9	62.75	13.91	94.63	4500	150	8.75
1335	X		7.47	0.02	2.97	99.33	-138	3.0	2.87	95.99	34.6	91.29	13.88	99.78	5250	150	8.75
1340	X		7.48	0.01	2.96	99.66	-137	1.0	2.88	100.35	32.9	95.09	13.89	100.07	6000	150	8.75
1345	X		7.47	0.01	2.97	100.34	-139	2.0	2.88	100.00	29.7	90.27	13.88	99.93	6750	101	8.75
1350		X															

Observations and Notes:

***- Equipment used**: YSI 6920/Horiba U52 (NJ certified),GeoPump Peristaltic Pump, teflon lined poly tubing*

***Analysis:** TCL VOCs, TCL SVOCs, RCRA Metals, and Free Cyanide*

*** Calculate change by subtracting current reading from previous reading. When 3 consecutive readings are +/- 0.1, pH is considered stabilized**

**** Calculate percent by dividing current reading by previous reading and multiplying by 100. When 3 consecutive readings are between 97 and 103 percent, specific conductivity and temperature is considered stabilized**

***** Calculate change by subtracting current reading from previous reading. When when 3 consecutive readings are +/- 10 mv, redox potential is considered stabilized**

****** Calculate percent by dividing current reading by previous reading and multiplying by 100. When 3 consecutive readings are between 90 and 110 percent, these parameters are considered stabilized**

AECOM

Site Name: National Grid - Inwood, NY 2020 GW Sampling Event

DATE: 6/9/2020 **SHEET** 1 **OF** 1
WEATHER: Sun, 75F **FIELD PERSONNEL:** J. Patel, S. Libert & V. Grix
MONITORING WELL NO.: *MW-9I* **WELL PERMIT NUMBER:**

PID AMBIENT AIR: 0.0 **PUMP INTAKE DEPTH:** 29.55 **ft from top of casing (TOC)**
PID OPEN WELL (Initial): 0.0 **WATER LEVEL BEFORE PUMP IN PLACE (Initial):** 11.31 **ft from (TOC)**
WQ Meter Cert No. _____ **PUMP START TIME:** 11:45 **WELL DEPTH:** _____ 31.55

TIME	Purging	Sampling	pH (pH units) Reading	pH Change*	Specific Conductivity (mS/cm) Reading	Specific Conductivity %**	Redox Potential (mv) Reading	Redox Potential Change***	Dissolved Oxygen (mg/L) Reading	Dissolved Oxygen %****	Turbidity (NTU) Reading	Turbidity %****	Temperature (degrees C) Reading	Temperature %**	Volume of Water Removed (ml)	Pumping Rate (ml/min)	Water Elevation (ft from TOC)
1145	X		6.67		8.5		-3		4.91		97.3		13.14			150	11.31
1150	X		6.77	0.10	10.4	121.92	-196	193.0	3.87	78.82	36.4	37.41	13.05	99.32	750	150	11.4
1155	X		6.53	0.24	10.6	101.92	-215	19.0	4.39	113.44	26.1	71.70	13.07	100.15	1500	150	11.5
1200	X		6.70	0.17	10.4	98.11	-215	0.0	4.81	109.57	24.7	94.64	13.18	100.84	2250	150	11.6
1205	X		6.75	0.05	10.0	96.15	-216	1.0	5.07	105.41	23.2	93.93	13.22	100.30	3000	150	11.7
1210	X		6.78	0.03	10.2	102.00	-219	3.0	5.69	112.23	16.1	69.40	13.29	100.53	3750	150	11.8
1215	X		6.79	0.01	10.1	99.02	-219	0.0	6.11	107.38	14.8	91.93	13.39	100.75	4500	150	11.8
1220	X		6.80	0.01	10.2	100.99	-219	0.0	6.16	100.82	14.8	100.00	13.40	100.07	5250	150	11.8
1225	X		6.80	0.00	10.2	100.00	-220	1.0	6.17	100.16	14.4	97.30	13.41	100.07	6000	150	11.8
1231		X															

Observations and Notes:

***- Equipment used**: YSI 6920/Horiba U52 (NJ certified),GeoPump Peristaltic Pump, teflon lined poly tubing*

***Analysis:** TCL VOCs, TCL SVOCs, RCRA Metals, and Free Cyanide*

*** Calculate change by subtracting current reading from previous reading. When 3 consecutive readings are +/- 0.1, pH is considered stabilized**

**** Calculate percent by dividing current reading by previous reading and multiplying by 100. When 3 consecutive readings are between 97 and 103 percent, specific conductivity and temperature is considered stabilized**

***** Calculate change by subtracting current reading from previous reading. When when 3 consecutive readings are +/- 10 mv, redox potential is considered stabilized**

****** Calculate percent by dividing current reading by previous reading and multiplying by 100. When 3 consecutive readings are between 90 and 110 percent, these parameters are considered stabilized**

nationalgrid

Attachment C – Community Air Monitoring Program (CAMP) Data Logs

Attachment C
Community Air Monitoring Program Data
Former Inwood Gas Holder Site
Inwood, NY

Instrument Name	DustTrak II
Model Number	8530
Serial Number	8530183903
Firmware Version	3.7
Calibration Date	9/26/2018
Test Name	MANUAL_007
Test Start Time	6:23:00 AM
Test Start Date	5/18/2020
Test Length [D:H:M]	0:08:53
Test Interval [M:S]	1:00
Mass Average [mg/m3]	0.01
Mass Minimum [mg/m3]	0.006
Mass Maximum [mg/m3]	0.122
Mass TWA [mg/m3]	0.01
Photometric User Cal	1
Flow User Cal	0
Errors	
Number of Samples	533

Elapsed Time [s]	Mass [mg/m3]	Alarms	Errors
60	0.122		
120	0.02		
180	0.012		
240	0.01		
300	0.013		
360	0.011		
420	0.009		
480	0.009		
540	0.008		
600	0.008		
660	0.008		
720	0.008		
780	0.008		
840	0.008		
900	0.008		
960	0.008		
1020	0.008		
1080	0.008		
1140	0.008		
1200	0.007		
1260	0.008		
1320	0.008		
1380	0.008		
1440	0.026		

1500	0.009
1560	0.007
1620	0.008
1680	0.007
1740	0.008
1800	0.007
1860	0.007
1920	0.007
1980	0.008
2040	0.007
2100	0.007
2160	0.008
2220	0.007
2280	0.007
2340	0.007
2400	0.007
2460	0.007
2520	0.008
2580	0.012
2640	0.008
2700	0.007
2760	0.007
2820	0.008
2880	0.007
2940	0.007
3000	0.008
3060	0.007
3120	0.007
3180	0.008
3240	0.008
3300	0.008
3360	0.008
3420	0.009
3480	0.007
3540	0.007
3600	0.007
3660	0.007
3720	0.008
3780	0.008
3840	0.008
3900	0.008
3960	0.007
4020	0.008
4080	0.008

4140	0.008
4200	0.008
4260	0.008
4320	0.008
4380	0.01
4440	0.01
4500	0.008
4560	0.009
4620	0.008
4680	0.008
4740	0.008
4800	0.008
4860	0.008
4920	0.008
4980	0.008
5040	0.008
5100	0.008
5160	0.008
5220	0.008
5280	0.008
5340	0.009
5400	0.008
5460	0.008
5520	0.008
5580	0.008
5640	0.008
5700	0.008
5760	0.008
5820	0.007
5880	0.008
5940	0.007
6000	0.008
6060	0.007
6120	0.008
6180	0.008
6240	0.01
6300	0.008
6360	0.008
6420	0.008
6480	0.008
6540	0.008
6600	0.008
6660	0.007
6720	0.008

6780	0.007
6840	0.011
6900	0.008
6960	0.011
7020	0.008
7080	0.008
7140	0.009
7200	0.008
7260	0.009
7320	0.009
7380	0.008
7440	0.009
7500	0.008
7560	0.008
7620	0.008
7680	0.008
7740	0.008
7800	0.008
7860	0.008
7920	0.007
7980	0.008
8040	0.007
8100	0.01
8160	0.008
8220	0.009
8280	0.008
8340	0.007
8400	0.008
8460	0.008
8520	0.007
8580	0.007
8640	0.007
8700	0.007
8760	0.007
8820	0.006
8880	0.007
8940	0.007
9000	0.007
9060	0.008
9120	0.007
9180	0.008
9240	0.007
9300	0.007
9360	0.007

9420	0.007
9480	0.007
9540	0.007
9600	0.008
9660	0.007
9720	0.008
9780	0.007
9840	0.007
9900	0.009
9960	0.009
10020	0.008
10080	0.007
10140	0.007
10200	0.007
10260	0.007
10320	0.008
10380	0.008
10440	0.007
10500	0.008
10560	0.008
10620	0.008
10680	0.009
10740	0.008
10800	0.008
10860	0.008
10920	0.008
10980	0.008
11040	0.007
11100	0.007
11160	0.008
11220	0.007
11280	0.007
11340	0.007
11400	0.007
11460	0.008
11520	0.008
11580	0.008
11640	0.008
11700	0.011
11760	0.009
11820	0.009
11880	0.008
11940	0.008
12000	0.008

12060	0.008
12120	0.008
12180	0.009
12240	0.008
12300	0.008
12360	0.008
12420	0.008
12480	0.009
12540	0.008
12600	0.008
12660	0.008
12720	0.008
12780	0.008
12840	0.008
12900	0.008
12960	0.009
13020	0.008
13080	0.008
13140	0.008
13200	0.008
13260	0.008
13320	0.008
13380	0.008
13440	0.009
13500	0.008
13560	0.008
13620	0.009
13680	0.008
13740	0.008
13800	0.008
13860	0.008
13920	0.008
13980	0.008
14040	0.008
14100	0.009
14160	0.009
14220	0.008
14280	0.008
14340	0.009
14400	0.008
14460	0.008
14520	0.008
14580	0.011
14640	0.009

14700	0.008
14760	0.008
14820	0.008
14880	0.008
14940	0.008
15000	0.008
15060	0.008
15120	0.01
15180	0.008
15240	0.008
15300	0.009
15360	0.01
15420	0.009
15480	0.009
15540	0.009
15600	0.009
15660	0.009
15720	0.009
15780	0.01
15840	0.009
15900	0.009
15960	0.009
16020	0.008
16080	0.008
16140	0.008
16200	0.008
16260	0.009
16320	0.009
16380	0.009
16440	0.01
16500	0.01
16560	0.009
16620	0.009
16680	0.009
16740	0.009
16800	0.01
16860	0.009
16920	0.01
16980	0.01
17040	0.01
17100	0.01
17160	0.009
17220	0.01
17280	0.009

17340	0.01
17400	0.01
17460	0.01
17520	0.01
17580	0.01
17640	0.011
17700	0.01
17760	0.01
17820	0.01
17880	0.01
17940	0.01
18000	0.01
18060	0.01
18120	0.01
18180	0.011
18240	0.01
18300	0.01
18360	0.01
18420	0.01
18480	0.01
18540	0.01
18600	0.01
18660	0.01
18720	0.01
18780	0.011
18840	0.011
18900	0.01
18960	0.01
19020	0.01
19080	0.01
19140	0.011
19200	0.01
19260	0.01
19320	0.011
19380	0.01
19440	0.011
19500	0.01
19560	0.013
19620	0.011
19680	0.011
19740	0.011
19800	0.01
19860	0.011
19920	0.011

19980	0.011
20040	0.01
20100	0.01
20160	0.011
20220	0.011
20280	0.01
20340	0.011
20400	0.01
20460	0.01
20520	0.011
20580	0.011
20640	0.011
20700	0.011
20760	0.011
20820	0.011
20880	0.01
20940	0.01
21000	0.011
21060	0.01
21120	0.01
21180	0.01
21240	0.01
21300	0.01
21360	0.01
21420	0.01
21480	0.01
21540	0.011
21600	0.011
21660	0.01
21720	0.01
21780	0.01
21840	0.01
21900	0.01
21960	0.011
22020	0.011
22080	0.01
22140	0.012
22200	0.011
22260	0.01
22320	0.01
22380	0.01
22440	0.01
22500	0.01
22560	0.011

22620	0.011
22680	0.011
22740	0.01
22800	0.015
22860	0.012
22920	0.012
22980	0.012
23040	0.011
23100	0.011
23160	0.011
23220	0.011
23280	0.011
23340	0.013
23400	0.013
23460	0.011
23520	0.011
23580	0.012
23640	0.011
23700	0.012
23760	0.014
23820	0.012
23880	0.012
23940	0.019
24000	0.015
24060	0.012
24120	0.011
24180	0.011
24240	0.011
24300	0.011
24360	0.011
24420	0.01
24480	0.011
24540	0.011
24600	0.01
24660	0.011
24720	0.011
24780	0.011
24840	0.011
24900	0.015
24960	0.014
25020	0.013
25080	0.011
25140	0.011
25200	0.011

25260	0.011
25320	0.011
25380	0.011
25440	0.011
25500	0.011
25560	0.012
25620	0.011
25680	0.012
25740	0.011
25800	0.012
25860	0.012
25920	0.012
25980	0.011
26040	0.012
26100	0.011
26160	0.012
26220	0.012
26280	0.012
26340	0.014
26400	0.012
26460	0.013
26520	0.012
26580	0.013
26640	0.012
26700	0.011
26760	0.012
26820	0.012
26880	0.012
26940	0.012
27000	0.012
27060	0.013
27120	0.012
27180	0.012
27240	0.012
27300	0.011
27360	0.012
27420	0.012
27480	0.012
27540	0.012
27600	0.012
27660	0.012
27720	0.012
27780	0.012
27840	0.012

27900	0.012
27960	0.012
28020	0.012
28080	0.012
28140	0.012
28200	0.012
28260	0.012
28320	0.012
28380	0.013
28440	0.013
28500	0.012
28560	0.012
28620	0.012
28680	0.012
28740	0.012
28800	0.012
28860	0.014
28920	0.012
28980	0.013
29040	0.013
29100	0.013
29160	0.012
29220	0.012
29280	0.012
29340	0.012
29400	0.012
29460	0.013
29520	0.012
29580	0.012
29640	0.012
29700	0.013
29760	0.012
29820	0.012
29880	0.012
29940	0.012
30000	0.012
30060	0.012
30120	0.012
30180	0.012
30240	0.012
30300	0.012
30360	0.013
30420	0.013
30480	0.012

30540	0.012
30600	0.012
30660	0.012
30720	0.012
30780	0.012
30840	0.012
30900	0.013
30960	0.012
31020	0.012
31080	0.012
31140	0.012
31200	0.012
31260	0.012
31320	0.012
31380	0.012
31440	0.012
31500	0.012
31560	0.012
31620	0.012
31680	0.012
31740	0.012
31800	0.012
31860	0.012
31920	0.012
31980	0.014

Instrument Name	DustTrak II
Model Number	8530
Serial Number	8530183903
Firmware Version	3.7
Calibration Date	9/26/2018
Test Name	MANUAL_008
Test Start Time	6:01:33 AM
Test Start Date	5/19/2020
Test Length [D:H:M]	0:05:49
Test Interval [M:S]	1:00
Mass Average [mg/m3]	0.012
Mass Minimum [mg/m3]	0.01
Mass Maximum [mg/m3]	0.018
Mass TWA [mg/m3]	0.009
Photometric User Cal	1
Flow User Cal	0
Errors	
Number of Samples	349

Elapsed Time [s]	Mass [mg/m3]	Alarms	Errors
60	0.012		
120	0.017		
180	0.01		
240	0.011		
300	0.01		
360	0.01		
420	0.011		
480	0.01		
540	0.01		
600	0.011		
660	0.011		
720	0.012		
780	0.011		
840	0.011		
900	0.011		
960	0.011		
1020	0.011		
1080	0.014		
1140	0.011		
1200	0.012		
1260	0.011		
1320	0.011		
1380	0.011		
1440	0.011		
1500	0.011		
1560	0.01		
1620	0.011		
1680	0.011		
1740	0.01		
1800	0.01		
1860	0.011		
1920	0.011		
1980	0.011		
2040	0.011		
2100	0.011		
2160	0.01		
2220	0.01		
2280	0.011		
2340	0.011		
2400	0.01		
2460	0.01		
2520	0.01		

2580	0.01
2640	0.01
2700	0.01
2760	0.01
2820	0.01
2880	0.01
2940	0.01
3000	0.011
3060	0.01
3120	0.01
3180	0.01
3240	0.01
3300	0.01
3360	0.01
3420	0.01
3480	0.01
3540	0.01
3600	0.01
3660	0.01
3720	0.01
3780	0.01
3840	0.01
3900	0.01
3960	0.01
4020	0.01
4080	0.01
4140	0.01
4200	0.01
4260	0.01
4320	0.01
4380	0.01
4440	0.01
4500	0.01
4560	0.011
4620	0.01
4680	0.01
4740	0.01
4800	0.01
4860	0.01
4920	0.01
4980	0.011
5040	0.011
5100	0.01
5160	0.01

5220	0.01
5280	0.011
5340	0.011
5400	0.011
5460	0.01
5520	0.01
5580	0.01
5640	0.01
5700	0.01
5760	0.01
5820	0.01
5880	0.01
5940	0.01
6000	0.01
6060	0.01
6120	0.01
6180	0.01
6240	0.01
6300	0.01
6360	0.011
6420	0.01
6480	0.01
6540	0.01
6600	0.011
6660	0.01
6720	0.01
6780	0.01
6840	0.012
6900	0.012
6960	0.011
7020	0.012
7080	0.011
7140	0.01
7200	0.011
7260	0.01
7320	0.011
7380	0.011
7440	0.011
7500	0.011
7560	0.011
7620	0.01
7680	0.011
7740	0.014
7800	0.017

7860	0.011
7920	0.011
7980	0.011
8040	0.011
8100	0.01
8160	0.01
8220	0.01
8280	0.01
8340	0.01
8400	0.01
8460	0.011
8520	0.011
8580	0.01
8640	0.011
8700	0.011
8760	0.011
8820	0.014
8880	0.011
8940	0.012
9000	0.012
9060	0.011
9120	0.011
9180	0.011
9240	0.011
9300	0.01
9360	0.011
9420	0.011
9480	0.011
9540	0.011
9600	0.012
9660	0.011
9720	0.011
9780	0.011
9840	0.011
9900	0.011
9960	0.011
10020	0.012
10080	0.011
10140	0.011
10200	0.011
10260	0.012
10320	0.011
10380	0.011
10440	0.011

10500	0.012
10560	0.012
10620	0.012
10680	0.012
10740	0.012
10800	0.012
10860	0.013
10920	0.011
10980	0.012
11040	0.012
11100	0.012
11160	0.012
11220	0.012
11280	0.011
11340	0.013
11400	0.014
11460	0.012
11520	0.012
11580	0.012
11640	0.012
11700	0.012
11760	0.012
11820	0.012
11880	0.011
11940	0.012
12000	0.012
12060	0.012
12120	0.012
12180	0.012
12240	0.012
12300	0.012
12360	0.011
12420	0.011
12480	0.013
12540	0.014
12600	0.013
12660	0.012
12720	0.012
12780	0.012
12840	0.012
12900	0.012
12960	0.012
13020	0.012
13080	0.012

13140	0.013
13200	0.012
13260	0.012
13320	0.012
13380	0.013
13440	0.013
13500	0.012
13560	0.012
13620	0.012
13680	0.012
13740	0.012
13800	0.012
13860	0.012
13920	0.013
13980	0.012
14040	0.012
14100	0.013
14160	0.014
14220	0.013
14280	0.013
14340	0.012
14400	0.012
14460	0.014
14520	0.017
14580	0.014
14640	0.014
14700	0.013
14760	0.014
14820	0.015
14880	0.015
14940	0.014
15000	0.013
15060	0.013
15120	0.014
15180	0.013
15240	0.013
15300	0.013
15360	0.014
15420	0.014
15480	0.014
15540	0.014
15600	0.012
15660	0.013
15720	0.013

15780	0.013
15840	0.013
15900	0.013
15960	0.013
16020	0.014
16080	0.013
16140	0.013
16200	0.013
16260	0.013
16320	0.013
16380	0.014
16440	0.014
16500	0.013
16560	0.013
16620	0.013
16680	0.013
16740	0.014
16800	0.013
16860	0.013
16920	0.013
16980	0.013
17040	0.013
17100	0.013
17160	0.013
17220	0.013
17280	0.013
17340	0.013
17400	0.013
17460	0.013
17520	0.013
17580	0.013
17640	0.013
17700	0.013
17760	0.013
17820	0.013
17880	0.013
17940	0.013
18000	0.013
18060	0.016
18120	0.018
18180	0.013
18240	0.013
18300	0.013
18360	0.013

18420	0.013
18480	0.014
18540	0.014
18600	0.014
18660	0.014
18720	0.013
18780	0.014
18840	0.014
18900	0.014
18960	0.014
19020	0.014
19080	0.014
19140	0.014
19200	0.014
19260	0.014
19320	0.014
19380	0.014
19440	0.014
19500	0.015
19560	0.014
19620	0.014
19680	0.014
19740	0.015
19800	0.014
19860	0.014
19920	0.014
19980	0.014
20040	0.015
20100	0.014
20160	0.014
20220	0.015
20280	0.015
20340	0.015
20400	0.015
20460	0.015
20520	0.015
20580	0.015
20640	0.015
20700	0.015
20760	0.015
20820	0.015
20880	0.015
20940	0.015

20/04/27 09:45

****

Summary

Unit Name	MiniRAE 3000 +(PGM-7320)
Unit SN	592-927136
Unit Firmware Ver	V2.20

Running Mode	Hygiene Mode
Datalog Mode	Auto
Diagnostic Mode	No
Stop Reason	Power Down

Site ID	RAE00000
User ID	USER0000

Begin	4/27/2020 9:45
End	4/27/2020 9:46
Sample Period(s)	60
Number of Records	0

Sensor	PID(ppm)
Sensor SN	S023030010W2
Measure Type	Min; Avg; Max; Real
Span	100
Span 2	1000
Low Alarm	50
High Alarm	100
Over Alarm	15000
STEL Alarm	25
TWA Alarm	10
Measurement Gas	Isobutylene
Calibration Time	4/20/2020 12:10

****

Datalog

0 record.

==========

20/04/27 12:36

****

Summary

Unit Name	MiniRAE 3000 +(PGM-7320)
Unit SN	592-927136
Unit Firmware Ver	V2.20

Running Mode	Hygiene Mode
Datalog Mode	Auto
Diagnostic Mode	No
Stop Reason	Pause in Menu Mode

Site ID	RAE00000
User ID	USER0000

Begin	4/27/2020 12:36
End	4/27/2020 12:37
Sample Period(s)	60
Number of Records	0

Sensor	PID(ppm)
Sensor SN	S023030010W2
Measure Type	Min; Avg; Max; Real
Span	100
Span 2	1000
Low Alarm	50
High Alarm	100
Over Alarm	15000
STEL Alarm	25
TWA Alarm	10
Measurement Gas	Isobutylene
Calibration Time	4/20/2020 12:10

****

Datalog

0 record.

==========

20/04/27 12:39

****

Summary

Unit Name	MiniRAE 3000 +(PGM-7320)
Unit SN	592-927136
Unit Firmware Ver	V2.20

Running Mode	Hygiene Mode
Datalog Mode	Auto
Diagnostic Mode	No
Stop Reason	Power Down

Site ID	RAE00000
User ID	USER0000

Begin	4/27/2020 12:39
End	4/27/2020 12:39
Sample Period(s)	60
Number of Records	0

Sensor	PID(ppm)
Sensor SN	S023030010W2
Measure Type	Min; Avg; Max; Real
Span	100
Span 2	1000
Low Alarm	50
High Alarm	100
Over Alarm	15000
STEL Alarm	25
TWA Alarm	10
Measurement Gas	Isobutylene
Calibration Time	4/20/2020 12:10

****

Datalog

0 record.

==========

20/04/27 13:37

****

Summary

Unit Name	MiniRAE 3000 +(PGM-7320)
Unit SN	592-927136
Unit Firmware Ver	V2.20

Running Mode	Hygiene Mode
Datalog Mode	Auto
Diagnostic Mode	No
Stop Reason	Pause in Menu Mode

Site ID	RAE00000
User ID	USER0000

Begin	4/27/2020 13:37
End	4/27/2020 14:05
Sample Period(s)	60
Number of Records	27

Sensor	PID(ppm)
Sensor SN	S023030010W2
Measure Type	Min; Avg; Max; Real
Span	100
Span 2	1000
Low Alarm	50
High Alarm	100
Over Alarm	15000
STEL Alarm	25
TWA Alarm	10
Measurement Gas	Isobutylene
Calibration Time	4/20/2020 12:10
Peak	0.7
Min	0
Average	0.4

****

Datalog

Index	PID(ppm) Date/Time		PID(ppm) (Min)	PID(ppm) (Avg)	PID(ppm) (Max)	(Real)
1	4/27/2020	13:38:43	0	0	0	
2	4/27/2020	13:39:43	0	0.1	0.1	
3	4/27/2020	13:40:43	0.1	0.2	0.2	
4	4/27/2020	13:41:43	0.2	0.2	0.3	
5	4/27/2020	13:42:43	0.2	0.3	0.3	
6	4/27/2020	13:43:43	0.3	0.3	0.3	
7	4/27/2020	13:44:43	0.3	0.3	0.4	
8	4/27/2020	13:45:43	0.3	0.4	0.4	
9	4/27/2020	13:46:43	0.4	0.4	0.4	
10	4/27/2020	13:47:43	0.2	0.3	0.4	
11	4/27/2020	13:48:43	0.3	0.3	0.3	
12	4/27/2020	13:49:43	0.3	0.3	0.4	
13	4/27/2020	13:50:43	0.4	0.4	0.4	
14	4/27/2020	13:51:43	0.4	0.4	0.4	
15	4/27/2020	13:52:43	0.4	0.4	0.5	

16	4/27/2020	13:53:43	0.5	0.5	0.5
17	4/27/2020	13:54:43	0.5	0.5	0.5
18	4/27/2020	13:55:43	0.5	0.5	0.5
19	4/27/2020	13:56:43	0.5	0.5	0.6
20	4/27/2020	13:57:43	0.5	0.6	0.6
21	4/27/2020	13:58:43	0.6	0.6	0.6
22	4/27/2020	13:59:43	0.5	0.6	0.6
23	4/27/2020	14:00:43	0.5	0.6	0.6
24	4/27/2020	14:01:43	0.6	0.6	0.6
25	4/27/2020	14:02:43	0.6	0.6	0.6
26	4/27/2020	14:03:43	0.6	0.6	0.6
27	4/27/2020	14:04:43	0.6	0.7	0.7
Peak	0.6	0.7	0.7	0.7	
Min	0	0	0	0	
Average	0.4	0.4	0.4	0.4	

****

TWA/STEL

Index	Date/Time			PID(ppm) (TWA)	PID(ppm) (STEL)
1	4/27/2020	13:38:43	0	---	
2	4/27/2020	13:39:43	0	---	
3	4/27/2020	13:40:43	0	---	
4	4/27/2020	13:41:43	0	---	
5	4/27/2020	13:42:43	0	---	
6	4/27/2020	13:43:43	0	---	
7	4/27/2020	13:44:43	0	---	
8	4/27/2020	13:45:43	0	---	
9	4/27/2020	13:46:43	0	---	
10	4/27/2020	13:47:43	0	---	
11	4/27/2020	13:48:43	0	---	
12	4/27/2020	13:49:43	0	---	
13	4/27/2020	13:50:43	0	---	
14	4/27/2020	13:51:43	0	---	
15	4/27/2020	13:52:43	0	0.3	
16	4/27/2020	13:53:43	0	0.3	
17	4/27/2020	13:54:43	0	0.4	
18	4/27/2020	13:55:43	0	0.4	
19	4/27/2020	13:56:43	0	0.4	
20	4/27/2020	13:57:43	0	0.4	
21	4/27/2020	13:58:43	0	0.5	
22	4/27/2020	13:59:43	0	0.5	
23	4/27/2020	14:00:43	0	0.5	
24	4/27/2020	14:01:43	0	0.5	

25	4/27/2020	14:02:43	0	0.5
26	4/27/2020	14:03:43	0	0.5
27	4/27/2020	14:04:43	0	0.6

==========

20/04/29 10:00

****

Summary

Unit Name	MiniRAE 3000 +(PGM-7320)
Unit SN	592-927136
Unit Firmware Ver	V2.20

Running Mode	Hygiene Mode
Datalog Mode	Auto
Diagnostic Mode	Yes
Stop Reason	Pause in Communication Mode

Site ID	RAE00000
User ID	USER0000

Begin	4/29/2020 10:00
End	4/29/2020 10:32
Sample Period(s)	60
Number of Records	31

Sensor	PID(ppm)
Sensor SN	S023030010W2
Measure Type	Min; Avg; Max; Real
Span	100
Span 2	1000
Low Alarm	50
High Alarm	100
Over Alarm	15000
STEL Alarm	25
TWA Alarm	10
Measurement Gas	Isobutylene
Calibration Time	4/20/2020 12:10
Peak	4082
Min	1604
Average	3035

****

Datalog

	PID(ppm)	PID(ppm)	PID(ppm)	PID(ppm)

Index	Date/Time	(Min)	(Avg)	(Max)	(Real)
1	4/29/2020 10:01	249	4082	5403	4082
2	4/29/2020 10:02	249	3368	4754	3368
3	4/29/2020 10:03	250	3502	4921	3502
4	4/29/2020 10:04	250	3435	4687	3435
5	4/29/2020 10:05	250	3892	5511	3892
6	4/29/2020 10:06	251	3128	4733	3128
7	4/29/2020 10:07	251	3387	5054	3387
8	4/29/2020 10:08	252	3620	5375	3620
9	4/29/2020 10:09	252	3040	4709	3040
10	4/29/2020 10:10	253	3357	5097	3357
11	4/29/2020 10:11	253	3445	5279	3445
12	4/29/2020 10:12	253	3626	5507	3626
13	4/29/2020 10:13	254	3400	5336	3400
14	4/29/2020 10:14	254	2902	4837	2902
15	4/29/2020 10:15	255	3264	5117	3264
16	4/29/2020 10:16	255	3332	5171	3332
17	4/29/2020 10:17	255	3921	5909	3921
18	4/29/2020 10:18	256	3293	5213	3293
19	4/29/2020 10:19	256	3553	5392	3553
20	4/29/2020 10:20	256	3524	5391	3524
21	4/29/2020 10:21	257	2835	4634	2835
22	4/29/2020 10:22	257	2683	4221	2683
23	4/29/2020 10:23	257	2722	4289	2722
24	4/29/2020 10:24	258	2041	3296	2041
25	4/29/2020 10:25	257	2680	4172	2680
26	4/29/2020 10:26	258	2538	4065	2538
27	4/29/2020 10:27	258	2186	3365	2186
28	4/29/2020 10:28	259	2084	3172	2084
29	4/29/2020 10:29	259	1762	2660	1762
30	4/29/2020 10:30	258	1604	2512	1604
31	4/29/2020 10:31	259	1867	2762	1867
Peak		259	4082	5909	4082
Min		249	1604	2512	1604
Average		255	3035	4598	3035

==========

20/04/29 11:05

****

Summary

Unit Name	MiniRAE 3000 +(PGM-7320)
Unit SN	592-927136
Unit Firmware Ver	V2.20

Running Mode	Hygiene Mode
Datalog Mode	Auto
Diagnostic Mode	Yes
Stop Reason	Pause in Menu Mode

Site ID	RAE00000
User ID	USER0000

Begin	4/29/2020 11:05
End	4/29/2020 11:06
Sample Period(s)	60
Number of Records	0

Sensor	PID(ppm)
Sensor SN	S023030010W2
Measure Type	Min; Avg; Max; Real
Span	100
Span 2	1000
Low Alarm	50
High Alarm	100
Over Alarm	15000
STEL Alarm	25
TWA Alarm	10
Measurement Gas	Isobutylene
Calibration Time	4/20/2020 12:10

****

Datalog

0 record.

==========

20/04/29 11:11

****

Summary

Unit Name	MiniRAE 3000 +(PGM-7320)
Unit SN	592-927136
Unit Firmware Ver	V2.20

Running Mode	Hygiene Mode
Datalog Mode	Auto
Diagnostic Mode	Yes

Stop Reason	Pause in Menu Mode

Site ID	RAE00000
User ID	USER0000

Begin	4/29/2020 11:11
End	4/29/2020 11:15
Sample Period(s)	60
Number of Records	4

Sensor	PID(ppm)
Sensor SN	S023030010W2
Measure Type	Min; Avg; Max; Real
Span	100
Span 2	1000
Low Alarm	50
High Alarm	100
Over Alarm	15000
STEL Alarm	25
TWA Alarm	10
Measurement Gas	Isobutylene
Calibration Time	4/29/2020 11:11
Peak	45
Min	0
Average	15

****

Datalog

Index	Date/Time	PID(ppm) (Min)	PID(ppm) (Avg)	PID(ppm) (Max)	PID(ppm) (Real)
1	4/29/2020 11:12	260	0	0	0
2	4/29/2020 11:13	261	13	2	13
3	4/29/2020 11:14	261	0	0	0
4	4/29/2020 11:15	261	45	146	45
Peak		261	45	146	45
Min		260	0	0	0
Average		261	15	37	15

==========

20/04/27 14:06

****

Summary

Unit Name	MiniRAE 3000 +(PGM-7320)
Unit SN	592-927136
Unit Firmware Ver	V2.20

Running Mode	Hygiene Mode
Datalog Mode	Auto
Diagnostic Mode	No
Stop Reason	Power Down

Site ID	RAE00000
User ID	USER0000

Begin	4/27/2020 14:06
End	4/27/2020 15:29
Sample Period(s)	60
Number of Records	83

Sensor	PID(ppm)
Sensor SN	S023030010W2
Measure Type	Min; Avg; Max; Real
Span	100
Span 2	1000
Low Alarm	50
High Alarm	100
Over Alarm	15000
STEL Alarm	25
TWA Alarm	10
Measurement Gas	Isobutylene
Calibration Time	4/20/2020 12:10
Peak	0.4
Min	0
Average	0.1

****

Datalog

Index	Date/Time	PID(ppm) (Min)	PID(ppm) (Avg)	PID(ppm) (Max)	PID(ppm) (Real)
1	4/27/2020 14:07	0	0	0	0
2	4/27/2020 14:08	0	0	0.1	0.1
3	4/27/2020 14:09	0.1	0.1	0.1	0.1

4	4/27/2020 14:10	0.1	0.1	0.1	0.1
5	4/27/2020 14:11	0.1	0.2	0.2	0.2
6	4/27/2020 14:12	0.2	0.2	0.2	0.2
7	4/27/2020 14:13	0.2	0.2	0.2	0.2
8	4/27/2020 14:14	0.2	0.2	0.2	0.2
9	4/27/2020 14:15	0.2	0.3	0.3	0.3
10	4/27/2020 14:16	0.3	0.3	0.3	0.3
11	4/27/2020 14:17	0.3	0.3	0.3	0.3
12	4/27/2020 14:18	0.3	0.3	0.3	0.3
13	4/27/2020 14:19	0.3	0.3	0.3	0.3
14	4/27/2020 14:20	0.3	0.3	0.3	0.3
15	4/27/2020 14:21	0.3	0.3	0.3	0.3
16	4/27/2020 14:22	0.3	0.3	0.3	0.3
17	4/27/2020 14:23	0.3	0.3	0.3	0.3
18	4/27/2020 14:24	0.3	0.3	0.4	0.4
19	4/27/2020 14:25	0.4	0.4	0.4	0.4
20	4/27/2020 14:26	0.4	0.4	0.4	0.4
21	4/27/2020 14:27	0.4	0.4	0.4	0.4
22	4/27/2020 14:28	0.4	0.4	0.4	0.4
23	4/27/2020 14:29	0.1	0.3	0.4	0.2
24	4/27/2020 14:30	0.1	0.1	0.1	0.1
25	4/27/2020 14:31	0	0.1	0.3	0
26	4/27/2020 14:32	0	0	0	0
27	4/27/2020 14:33	0	0	0	0
28	4/27/2020 14:34	0	0	0	0
29	4/27/2020 14:35	0	0	0	0
30	4/27/2020 14:36	0	0	0	0
31	4/27/2020 14:37	0	0	0	0
32	4/27/2020 14:38	0	0	0	0
33	4/27/2020 14:39	0	0	0	0
34	4/27/2020 14:40	0	0	0	0
35	4/27/2020 14:41	0	0	0	0
36	4/27/2020 14:42	0	0	0	0
37	4/27/2020 14:43	0	0	0	0
38	4/27/2020 14:44	0	0	0	0
39	4/27/2020 14:45	0	0	0	0
40	4/27/2020 14:46	0	0	0	0
41	4/27/2020 14:47	0	0	0	0
42	4/27/2020 14:48	0	0	0	0
43	4/27/2020 14:49	0	0	0	0
44	4/27/2020 14:50	0	0	0	0
45	4/27/2020 14:51	0	0	0	0
46	4/27/2020 14:52	0	0	0	0
47	4/27/2020 14:53	0	0	0	0

	48	4/27/2020 14:54	0	0	0	0
	49	4/27/2020 14:55	0	0	0	0
	50	4/27/2020 14:56	0	0	0	0
	51	4/27/2020 14:57	0	0	0	0
	52	4/27/2020 14:58	0	0	0	0
	53	4/27/2020 14:59	0	0	0	0
	54	4/27/2020 15:00	0	0	0	0
	55	4/27/2020 15:01	0	0	0	0
	56	4/27/2020 15:02	0	0	0	0
	57	4/27/2020 15:03	0	0	0	0
	58	4/27/2020 15:04	0	0	0	0
	59	4/27/2020 15:05	0	0	0	0
	60	4/27/2020 15:06	0	0	0	0
	61	4/27/2020 15:07	0	0	0	0
	62	4/27/2020 15:08	0	0	0	0
	63	4/27/2020 15:09	0	0	0	0
	64	4/27/2020 15:10	0	0	0	0
	65	4/27/2020 15:11	0	0	0	0
	66	4/27/2020 15:12	0	0	0	0
	67	4/27/2020 15:13	0	0	0	0
	68	4/27/2020 15:14	0	0	0	0
	69	4/27/2020 15:15	0	0	0	0
	70	4/27/2020 15:16	0	0	0	0
	71	4/27/2020 15:17	0	0	0	0
	72	4/27/2020 15:18	0	0	0	0
	73	4/27/2020 15:19	0	0	0	0
	74	4/27/2020 15:20	0	0	0	0
	75	4/27/2020 15:21	0	0	0	0
	76	4/27/2020 15:22	0	0	0	0
	77	4/27/2020 15:23	0	0	0	0
	78	4/27/2020 15:24	0	0	0	0
	79	4/27/2020 15:25	0	0	0	0
	80	4/27/2020 15:26	0	0	0	0
	81	4/27/2020 15:27	0	0	0	0
	82	4/27/2020 15:28	0	0	0	0
	83	4/27/2020 15:29	0	0	0	0
Peak			0.4	0.4	0.4	0.4
Min			0	0	0	0
Average			0.1	0.1	0.1	0.1

****

TWA/STEL

Index	Date/Time	PID(ppm) (TWA)	PID(ppm) (STEL)

1	4/27/2020 14:07	0	---
2	4/27/2020 14:08	0	---
3	4/27/2020 14:09	0	---
4	4/27/2020 14:10	0	---
5	4/27/2020 14:11	0	---
6	4/27/2020 14:12	0	---
7	4/27/2020 14:13	0	---
8	4/27/2020 14:14	0	---
9	4/27/2020 14:15	0	---
10	4/27/2020 14:16	0	---
11	4/27/2020 14:17	0	---
12	4/27/2020 14:18	0	---
13	4/27/2020 14:19	0	---
14	4/27/2020 14:20	0	---
15	4/27/2020 14:21	0	0.2
16	4/27/2020 14:22	0	0.2
17	4/27/2020 14:23	0	0.3
18	4/27/2020 14:24	0	0.3
19	4/27/2020 14:25	0	0.3
20	4/27/2020 14:26	0	0.3
21	4/27/2020 14:27	0	0.3
22	4/27/2020 14:28	0	0.3
23	4/27/2020 14:29	0	0.3
24	4/27/2020 14:30	0	0.3
25	4/27/2020 14:31	0	0.3
26	4/27/2020 14:32	0	0.3
27	4/27/2020 14:33	0	0.3
28	4/27/2020 14:34	0	0.3
29	4/27/2020 14:35	0	0.2
30	4/27/2020 14:36	0	0.2
31	4/27/2020 14:37	0	0.2
32	4/27/2020 14:38	0	0.2
33	4/27/2020 14:39	0	0.2
34	4/27/2020 14:40	0	0.1
35	4/27/2020 14:41	0	0.1
36	4/27/2020 14:42	0	0.1
37	4/27/2020 14:43	0	0
38	4/27/2020 14:44	0	0
39	4/27/2020 14:45	0	0
40	4/27/2020 14:46	0	0
41	4/27/2020 14:47	0	0
42	4/27/2020 14:48	0	0
43	4/27/2020 14:49	0	0
44	4/27/2020 14:50	0	0

45	4/27/2020 14:51	0	0
46	4/27/2020 14:52	0	0
47	4/27/2020 14:53	0	0
48	4/27/2020 14:54	0	0
49	4/27/2020 14:55	0	0
50	4/27/2020 14:56	0	0
51	4/27/2020 14:57	0	0
52	4/27/2020 14:58	0	0
53	4/27/2020 14:59	0	0
54	4/27/2020 15:00	0	0
55	4/27/2020 15:01	0	0
56	4/27/2020 15:02	0	0
57	4/27/2020 15:03	0	0
58	4/27/2020 15:04	0	0
59	4/27/2020 15:05	0	0
60	4/27/2020 15:06	0	0
61	4/27/2020 15:07	0	0
62	4/27/2020 15:08	0	0
63	4/27/2020 15:09	0	0
64	4/27/2020 15:10	0	0
65	4/27/2020 15:11	0	0
66	4/27/2020 15:12	0	0
67	4/27/2020 15:13	0	0
68	4/27/2020 15:14	0	0
69	4/27/2020 15:15	0	0
70	4/27/2020 15:16	0	0
71	4/27/2020 15:17	0	0
72	4/27/2020 15:18	0	0
73	4/27/2020 15:19	0	0
74	4/27/2020 15:20	0	0
75	4/27/2020 15:21	0	0
76	4/27/2020 15:22	0	0
77	4/27/2020 15:23	0	0
78	4/27/2020 15:24	0	0
79	4/27/2020 15:25	0	0
80	4/27/2020 15:26	0	0
81	4/27/2020 15:27	0	0
82	4/27/2020 15:28	0	0
83	4/27/2020 15:29	0	0

==========

20/04/29 11:06

****

Summary

Unit Name	MiniRAE 3000(PGM-7320)
Unit SN	592-919430
Unit Firmware Ver	V2.14

Running Mode	Hygiene Mode
Datalog Mode	Auto
Diagnostic Mode	Yes
Stop Reason	Pause in Menu Mode

Site ID	RAE00000
User ID	USER0000

Begin	4/29/2020 11:06
End	4/29/2020 11:12
Sample Period(s)	60
Number of Records	5

Sensor	PID(ppm)
Sensor SN	S023030181U5
Measure Type	Min; Avg; Max; Real
Span	100
Span 2	1000
Low Alarm	50
High Alarm	100
Over Alarm	15000
STEL Alarm	25
TWA Alarm	10
Measurement Gas	Isobutylene
Calibration Time	4/29/2020 11:05
Peak	256
Min	0
Average	102

****

Datalog

Index	PID(ppm) Date/Time		PID(ppm) (Min)	PID(ppm) (Avg)	PID(ppm) (Max)	PID(ppm) (Real)
	1	4/29/2020 11:07	262	145	0	145
	2	4/29/2020 11:08	262	0	0	0
	3	4/29/2020 11:09	262	0	0	0
	4	4/29/2020 11:10	262	107	13	107
	5	4/29/2020 11:11	262	256	122	256
Peak			262	256	122	256
Min			262	0	0	0

Average	262	102	27	102

==========

20/05/08 07:27

****

Summary

Unit Name	MiniRAE 3000(PGM-7320)
Unit SN	592-919430
Unit Firmware Ver	V2.14

Running Mode	Hygiene Mode
Datalog Mode	Manual
Diagnostic Mode	No
Stop Reason	Battery Low

Site ID	RAE00000
User ID	USER0000

Begin	5/8/2020 7:27
End	5/8/2020 7:54
Sample Period(s)	60
Number of Records	26

Sensor	PID(ppm)
Sensor SN	S023030181U5
Measure Type	Min; Avg; Max; Real
Span	100
Span 2	1000
Low Alarm	50
High Alarm	100
Over Alarm	15000
STEL Alarm	25
TWA Alarm	10
Measurement Gas	Isobutylene
Calibration Time	5/6/2020 9:08
Peak	0
Min	0
Average	0

==========

20/05/06 09:12

****

Summary

Unit Name	MiniRAE 3000(PGM-7320)
Unit SN	592-919151
Unit Firmware Ver	V2.14

Running Mode	Hygiene Mode
Datalog Mode	Manual
Diagnostic Mode	No
Stop Reason	Power Down

Site ID	RAE00000
User ID	USER0000

Begin	5/6/2020 9:12
End	5/6/2020 14:51
Sample Period(s)	60
Number of Records	339

Sensor	PID(ppm)
Sensor SN	S023030028U4
Measure Type	Min; Avg; Max; Real
Span	100
Span 2	1000
Low Alarm	50
High Alarm	100
Over Alarm	15000
STEL Alarm	25
TWA Alarm	10
Measurement Gas	Isobutylene
Calibration Time	4/29/2020 11:04
Peak	0.5
Min	0
Average	0.3

****

Datalog

Index	Date/Time	PID(ppm) (Min)	PID(ppm) (Avg)	PID(ppm) (Max)	PID(ppm) (Real)
1	5/6/2020 9:13	0	0	0.1	0
2	5/6/2020 9:14	0	0.5	0.5	0.5

3	5/6/2020 9:15	0.5	0.5	0.5	0.5
4	5/6/2020 9:16	0.4	0.4	0.5	0.4
5	5/6/2020 9:17	0.4	0.4	0.4	0.4
6	5/6/2020 9:18	0.4	0.4	0.4	0.4
7	5/6/2020 9:19	0.4	0.4	0.4	0.4
8	5/6/2020 9:20	0.4	0.4	0.4	0.4
9	5/6/2020 9:21	0.4	0.4	0.4	0.4
10	5/6/2020 9:22	0.4	0.4	0.4	0.4
11	5/6/2020 9:23	0.4	0.4	0.4	0.4
12	5/6/2020 9:24	0.4	0.4	0.4	0.4
13	5/6/2020 9:25	0.4	0.4	0.4	0.4
14	5/6/2020 9:26	0.4	0.4	0.4	0.4
15	5/6/2020 9:27	0.4	0.4	0.4	0.4
16	5/6/2020 9:28	0.4	0.4	0.4	0.4
17	5/6/2020 9:29	0.4	0.4	0.4	0.4
18	5/6/2020 9:30	0.4	0.4	0.4	0.4
19	5/6/2020 9:31	0.4	0.4	0.4	0.4
20	5/6/2020 9:32	0.4	0.4	0.4	0.4
21	5/6/2020 9:33	0.4	0.4	0.4	0.4
22	5/6/2020 9:34	0.4	0.4	0.4	0.4
23	5/6/2020 9:35	0.4	0.4	0.4	0.4
24	5/6/2020 9:36	0.4	0.4	0.4	0.4
25	5/6/2020 9:37	0.4	0.4	0.4	0.4
26	5/6/2020 9:38	0.4	0.4	0.4	0.4
27	5/6/2020 9:39	0.4	0.4	0.4	0.4
28	5/6/2020 9:40	0.4	0.4	0.4	0.4
29	5/6/2020 9:41	0.4	0.4	0.4	0.4
30	5/6/2020 9:42	0.4	0.4	0.4	0.4
31	5/6/2020 9:43	0.4	0.4	0.4	0.4
32	5/6/2020 9:44	0.4	0.4	0.4	0.4
33	5/6/2020 9:45	0.4	0.4	0.4	0.4
34	5/6/2020 9:46	0.4	0.4	0.4	0.4
35	5/6/2020 9:47	0.4	0.4	0.4	0.4
36	5/6/2020 9:48	0.4	0.4	0.4	0.4
37	5/6/2020 9:49	0.4	0.4	0.4	0.4
38	5/6/2020 9:50	0.4	0.4	0.4	0.4
39	5/6/2020 9:51	0.4	0.4	0.4	0.4
40	5/6/2020 9:52	0.4	0.4	0.4	0.4
41	5/6/2020 9:53	0.4	0.4	0.4	0.4
42	5/6/2020 9:54	0.4	0.4	0.4	0.4
43	5/6/2020 9:55	0.4	0.4	0.4	0.4
44	5/6/2020 9:56	0.4	0.4	0.4	0.4
45	5/6/2020 9:57	0.4	0.4	0.4	0.4
46	5/6/2020 9:58	0.4	0.4	0.4	0.4

47	5/6/2020 9:59	0.4	0.4	0.4	0.4
48	5/6/2020 10:00	0.4	0.4	0.4	0.4
49	5/6/2020 10:01	0.4	0.4	0.4	0.4
50	5/6/2020 10:02	0.4	0.4	0.4	0.4
51	5/6/2020 10:03	0.4	0.4	0.4	0.4
52	5/6/2020 10:04	0.4	0.4	0.4	0.4
53	5/6/2020 10:05	0.4	0.4	0.4	0.4
54	5/6/2020 10:06	0.4	0.4	0.4	0.4
55	5/6/2020 10:07	0.4	0.4	0.4	0.4
56	5/6/2020 10:08	0.4	0.4	0.4	0.4
57	5/6/2020 10:09	0.4	0.4	0.4	0.4
58	5/6/2020 10:10	0.4	0.4	0.4	0.4
59	5/6/2020 10:11	0.4	0.4	0.4	0.4
60	5/6/2020 10:12	0.4	0.4	0.4	0.4
61	5/6/2020 10:13	0.4	0.4	0.4	0.4
62	5/6/2020 10:14	0.4	0.4	0.4	0.4
63	5/6/2020 10:15	0.4	0.4	0.4	0.4
64	5/6/2020 10:16	0.4	0.4	0.4	0.4
65	5/6/2020 10:17	0.4	0.4	0.4	0.4
66	5/6/2020 10:18	0.4	0.4	0.4	0.4
67	5/6/2020 10:19	0.4	0.4	0.4	0.4
68	5/6/2020 10:20	0.4	0.4	0.4	0.4
69	5/6/2020 10:21	0.4	0.4	0.4	0.4
70	5/6/2020 10:22	0.4	0.4	0.4	0.4
71	5/6/2020 10:23	0.4	0.4	0.4	0.4
72	5/6/2020 10:24	0.4	0.4	0.4	0.4
73	5/6/2020 10:25	0.4	0.4	0.4	0.4
74	5/6/2020 10:26	0.4	0.4	0.4	0.4
75	5/6/2020 10:27	0.4	0.4	0.4	0.4
76	5/6/2020 10:28	0.4	0.4	0.4	0.4
77	5/6/2020 10:29	0.4	0.4	0.4	0.4
78	5/6/2020 10:30	0.4	0.4	0.4	0.4
79	5/6/2020 10:31	0.4	0.4	0.4	0.4
80	5/6/2020 10:32	0.4	0.4	0.4	0.4
81	5/6/2020 10:33	0.4	0.4	0.4	0.4
82	5/6/2020 10:34	0.4	0.4	0.4	0.4
83	5/6/2020 10:35	0.4	0.4	0.4	0.4
84	5/6/2020 10:36	0.4	0.4	0.4	0.4
85	5/6/2020 10:37	0.4	0.4	0.4	0.4
86	5/6/2020 10:38	0.4	0.4	0.4	0.4
87	5/6/2020 10:39	0.4	0.4	0.4	0.4
88	5/6/2020 10:40	0.4	0.4	0.4	0.4
89	5/6/2020 10:41	0.4	0.4	0.4	0.4
90	5/6/2020 10:42	0.4	0.4	0.4	0.4

91	5/6/2020 10:43	0.4	0.4	0.4	0.4
92	5/6/2020 10:44	0.4	0.4	0.4	0.4
93	5/6/2020 10:45	0.4	0.4	0.4	0.4
94	5/6/2020 10:46	0.4	0.4	0.4	0.4
95	5/6/2020 10:47	0.4	0.4	0.4	0.4
96	5/6/2020 10:48	0.4	0.4	0.4	0.4
97	5/6/2020 10:49	0.4	0.4	0.4	0.4
98	5/6/2020 10:50	0.4	0.4	0.4	0.4
99	5/6/2020 10:51	0.4	0.4	0.4	0.4
100	5/6/2020 10:52	0.4	0.4	0.4	0.4
101	5/6/2020 10:53	0.4	0.4	0.4	0.4
102	5/6/2020 10:54	0.4	0.4	0.4	0.4
103	5/6/2020 10:55	0.4	0.4	0.4	0.4
104	5/6/2020 10:56	0.4	0.4	0.4	0.4
105	5/6/2020 10:57	0.4	0.4	0.4	0.4
106	5/6/2020 10:58	0.4	0.4	0.4	0.4
107	5/6/2020 10:59	0.4	0.4	0.4	0.4
108	5/6/2020 11:00	0.4	0.4	0.4	0.4
109	5/6/2020 11:01	0.4	0.4	0.4	0.4
110	5/6/2020 11:02	0.4	0.4	0.4	0.4
111	5/6/2020 11:03	0.4	0.4	0.4	0.4
112	5/6/2020 11:04	0.4	0.4	0.4	0.4
113	5/6/2020 11:05	0.4	0.4	0.4	0.4
114	5/6/2020 11:06	0.4	0.4	0.4	0.4
115	5/6/2020 11:07	0.4	0.4	0.4	0.4
116	5/6/2020 11:08	0.4	0.4	0.4	0.4
117	5/6/2020 11:09	0.4	0.4	0.4	0.4
118	5/6/2020 11:10	0.4	0.4	0.4	0.4
119	5/6/2020 11:11	0.4	0.4	0.4	0.4
120	5/6/2020 11:12	0.4	0.4	0.4	0.4
121	5/6/2020 11:13	0.4	0.4	0.4	0.4
122	5/6/2020 11:14	0.4	0.4	0.4	0.4
123	5/6/2020 11:15	0.4	0.4	0.4	0.4
124	5/6/2020 11:16	0.4	0.4	0.4	0.4
125	5/6/2020 11:17	0.4	0.4	0.4	0.4
126	5/6/2020 11:18	0.4	0.4	0.4	0.4
127	5/6/2020 11:19	0.4	0.4	0.4	0.4
128	5/6/2020 11:20	0.4	0.4	0.4	0.4
129	5/6/2020 11:21	0.3	0.4	0.4	0.4
130	5/6/2020 11:22	0.3	0.4	0.4	0.4
131	5/6/2020 11:23	0.3	0.4	0.4	0.4
132	5/6/2020 11:24	0.3	0.3	0.4	0.3
133	5/6/2020 11:25	0.3	0.3	0.4	0.4
134	5/6/2020 11:26	0.3	0.3	0.4	0.3

135	5/6/2020 11:27	0.3	0.3	0.4	0.3
136	5/6/2020 11:28	0.3	0.4	0.4	0.4
137	5/6/2020 11:29	0.4	0.4	0.4	0.4
138	5/6/2020 11:30	0.4	0.4	0.4	0.4
139	5/6/2020 11:31	0.3	0.4	0.4	0.4
140	5/6/2020 11:32	0.4	0.4	0.4	0.4
141	5/6/2020 11:33	0.4	0.4	0.4	0.4
142	5/6/2020 11:34	0.4	0.4	0.4	0.4
143	5/6/2020 11:35	0.4	0.4	0.4	0.4
144	5/6/2020 11:36	0.4	0.4	0.4	0.4
145	5/6/2020 11:37	0.4	0.4	0.4	0.4
146	5/6/2020 11:38	0.4	0.4	0.4	0.4
147	5/6/2020 11:39	0.4	0.4	0.4	0.4
148	5/6/2020 11:40	0.4	0.4	0.4	0.4
149	5/6/2020 11:41	0.4	0.4	0.4	0.4
150	5/6/2020 11:42	0.4	0.4	0.4	0.4
151	5/6/2020 11:43	0.4	0.4	0.4	0.4
152	5/6/2020 11:44	0.3	0.4	0.4	0.4
153	5/6/2020 11:45	0.4	0.4	0.4	0.4
154	5/6/2020 11:46	0.4	0.4	0.4	0.4
155	5/6/2020 11:47	0.3	0.3	0.4	0.3
156	5/6/2020 11:48	0.3	0.3	0.4	0.3
157	5/6/2020 11:49	0.3	0.3	0.3	0.3
158	5/6/2020 11:50	0.3	0.3	0.4	0.3
159	5/6/2020 11:51	0.3	0.3	0.4	0.3
160	5/6/2020 11:52	0.3	0.3	0.3	0.3
161	5/6/2020 11:53	0.3	0.3	0.4	0.4
162	5/6/2020 11:54	0.3	0.3	0.4	0.3
163	5/6/2020 11:55	0.3	0.3	0.4	0.4
164	5/6/2020 11:56	0.3	0.3	0.4	0.3
165	5/6/2020 11:57	0.3	0.3	0.4	0.3
166	5/6/2020 11:58	0.3	0.4	0.4	0.4
167	5/6/2020 11:59	0.4	0.4	0.4	0.4
168	5/6/2020 12:00	0.3	0.3	0.4	0.3
169	5/6/2020 12:01	0.3	0.3	0.4	0.3
170	5/6/2020 12:02	0.3	0.3	0.3	0.3
171	5/6/2020 12:03	0.3	0.3	0.3	0.3
172	5/6/2020 12:04	0.3	0.3	0.3	0.3
173	5/6/2020 12:05	0.3	0.3	0.3	0.3
174	5/6/2020 12:06	0.3	0.3	0.3	0.3
175	5/6/2020 12:07	0.3	0.3	0.3	0.3
176	5/6/2020 12:08	0.3	0.3	0.3	0.3
177	5/6/2020 12:09	0.3	0.3	0.3	0.3
178	5/6/2020 12:10	0.3	0.3	0.3	0.3

179	5/6/2020 12:11	0.3	0.3	0.3	0.3
180	5/6/2020 12:12	0.3	0.3	0.3	0.3
181	5/6/2020 12:13	0.3	0.3	0.3	0.3
182	5/6/2020 12:14	0.3	0.3	0.3	0.3
183	5/6/2020 12:15	0.3	0.3	0.3	0.3
184	5/6/2020 12:16	0.3	0.3	0.3	0.3
185	5/6/2020 12:17	0.3	0.3	0.3	0.3
186	5/6/2020 12:18	0.3	0.3	0.3	0.3
187	5/6/2020 12:19	0.3	0.3	0.3	0.3
188	5/6/2020 12:20	0.3	0.3	0.3	0.3
189	5/6/2020 12:21	0.3	0.3	0.3	0.3
190	5/6/2020 12:22	0.3	0.3	0.3	0.3
191	5/6/2020 12:23	0.3	0.3	0.3	0.3
192	5/6/2020 12:24	0.3	0.3	0.3	0.3
193	5/6/2020 12:25	0.3	0.3	0.3	0.3
194	5/6/2020 12:26	0.3	0.3	0.3	0.3
195	5/6/2020 12:27	0.3	0.3	0.3	0.3
196	5/6/2020 12:28	0.3	0.3	0.3	0.3
197	5/6/2020 12:29	0.3	0.3	0.3	0.3
198	5/6/2020 12:30	0.3	0.3	0.3	0.3
199	5/6/2020 12:31	0.3	0.3	0.3	0.3
200	5/6/2020 12:32	0.3	0.3	0.3	0.3
201	5/6/2020 12:33	0.3	0.3	0.3	0.3
202	5/6/2020 12:34	0.3	0.3	0.3	0.3
203	5/6/2020 12:35	0.3	0.3	0.3	0.3
204	5/6/2020 12:36	0.3	0.3	0.3	0.3
205	5/6/2020 12:37	0.3	0.3	0.3	0.3
206	5/6/2020 12:38	0.3	0.3	0.3	0.3
207	5/6/2020 12:39	0.3	0.3	0.3	0.3
208	5/6/2020 12:40	0.3	0.3	0.3	0.3
209	5/6/2020 12:41	0.3	0.3	0.3	0.3
210	5/6/2020 12:42	0.3	0.3	0.3	0.3
211	5/6/2020 12:43	0.3	0.3	0.3	0.3
212	5/6/2020 12:44	0.3	0.3	0.3	0.3
213	5/6/2020 12:45	0.3	0.3	0.3	0.3
214	5/6/2020 12:46	0.3	0.3	0.3	0.3
215	5/6/2020 12:47	0.3	0.3	0.3	0.3
216	5/6/2020 12:48	0.3	0.4	0.7	0.4
217	5/6/2020 12:49	0.3	0.3	0.4	0.3
218	5/6/2020 12:50	0.3	0.4	0.5	0.3
219	5/6/2020 12:51	0.3	0.3	0.4	0.3
220	5/6/2020 12:52	0.3	0.3	0.3	0.3
221	5/6/2020 12:53	0.3	0.3	0.4	0.3
222	5/6/2020 12:54	0.3	0.3	0.3	0.3

223	5/6/2020 12:55	0.3	0.3	0.3	0.3
224	5/6/2020 12:56	0.3	0.3	0.3	0.3
225	5/6/2020 12:57	0.3	0.3	0.3	0.3
226	5/6/2020 12:58	0.3	0.3	0.3	0.3
227	5/6/2020 12:59	0.3	0.3	0.3	0.3
228	5/6/2020 13:00	0.3	0.3	0.3	0.3
229	5/6/2020 13:01	0.3	0.3	0.3	0.3
230	5/6/2020 13:02	0.3	0.3	0.3	0.3
231	5/6/2020 13:03	0.3	0.3	0.3	0.3
232	5/6/2020 13:04	0.3	0.3	0.3	0.3
233	5/6/2020 13:05	0.3	0.3	0.3	0.3
234	5/6/2020 13:06	0.3	0.3	0.3	0.3
235	5/6/2020 13:07	0.3	0.3	0.3	0.3
236	5/6/2020 13:08	0.3	0.3	0.3	0.3
237	5/6/2020 13:09	0.3	0.3	0.3	0.3
238	5/6/2020 13:10	0.3	0.3	0.3	0.3
239	5/6/2020 13:11	0.3	0.3	0.3	0.3
240	5/6/2020 13:12	0.3	0.3	0.3	0.3
241	5/6/2020 13:13	0.3	0.3	0.3	0.3
242	5/6/2020 13:14	0.3	0.3	0.3	0.3
243	5/6/2020 13:15	0.3	0.3	0.3	0.3
244	5/6/2020 13:16	0.3	0.3	0.3	0.3
245	5/6/2020 13:17	0.3	0.3	0.3	0.3
246	5/6/2020 13:18	0.3	0.3	0.3	0.3
247	5/6/2020 13:19	0.3	0.3	0.3	0.3
248	5/6/2020 13:20	0.3	0.3	0.3	0.3
249	5/6/2020 13:21	0.3	0.3	0.3	0.3
250	5/6/2020 13:22	0.3	0.3	0.3	0.3
251	5/6/2020 13:23	0.3	0.3	0.3	0.3
252	5/6/2020 13:24	0.3	0.3	0.3	0.3
253	5/6/2020 13:25	0.3	0.3	0.3	0.3
254	5/6/2020 13:26	0.3	0.3	0.3	0.3
255	5/6/2020 13:27	0.3	0.3	0.3	0.3
256	5/6/2020 13:28	0.3	0.3	0.3	0.3
257	5/6/2020 13:29	0.3	0.3	0.3	0.3
258	5/6/2020 13:30	0.3	0.3	0.3	0.3
259	5/6/2020 13:31	0.3	0.3	0.3	0.3
260	5/6/2020 13:32	0.3	0.3	0.3	0.3
261	5/6/2020 13:33	0.3	0.3	0.3	0.3
262	5/6/2020 13:34	0.3	0.3	0.3	0.3
263	5/6/2020 13:35	0.3	0.3	0.3	0.3
264	5/6/2020 13:36	0.3	0.3	0.3	0.3
265	5/6/2020 13:37	0.3	0.3	0.4	0.3
266	5/6/2020 13:38	0.3	0.3	0.3	0.3

267	5/6/2020 13:39	0.3	0.3	0.3	0.3
268	5/6/2020 13:40	0.3	0.3	0.3	0.3
269	5/6/2020 13:41	0.3	0.3	0.3	0.3
270	5/6/2020 13:42	0.3	0.3	0.5	0.3
271	5/6/2020 13:43	0.3	0.3	0.3	0.3
272	5/6/2020 13:44	0.3	0.3	0.3	0.3
273	5/6/2020 13:45	0.3	0.3	0.3	0.3
274	5/6/2020 13:46	0.3	0.3	0.3	0.3
275	5/6/2020 13:47	0.3	0.3	0.3	0.3
276	5/6/2020 13:48	0.3	0.3	0.3	0.3
277	5/6/2020 13:49	0.3	0.3	0.3	0.3
278	5/6/2020 13:50	0.3	0.3	0.3	0.3
279	5/6/2020 13:51	0.3	0.3	0.3	0.3
280	5/6/2020 13:52	0.3	0.3	0.3	0.3
281	5/6/2020 13:53	0.3	0.3	0.3	0.3
282	5/6/2020 13:54	0.3	0.3	0.3	0.3
283	5/6/2020 13:55	0.3	0.3	0.3	0.3
284	5/6/2020 13:56	0.3	0.3	0.3	0.3
285	5/6/2020 13:57	0.3	0.3	0.3	0.3
286	5/6/2020 13:58	0.3	0.3	0.3	0.3
287	5/6/2020 13:59	0.3	0.3	0.3	0.3
288	5/6/2020 14:00	0.3	0.3	0.3	0.3
289	5/6/2020 14:01	0.3	0.3	0.3	0.3
290	5/6/2020 14:02	0.3	0.3	0.3	0.3
291	5/6/2020 14:03	0.3	0.3	0.3	0.3
292	5/6/2020 14:04	0.3	0.3	0.3	0.3
293	5/6/2020 14:05	0.3	0.3	0.3	0.3
294	5/6/2020 14:06	0.3	0.3	0.3	0.3
295	5/6/2020 14:07	0.3	0.3	0.3	0.3
296	5/6/2020 14:08	0.3	0.3	0.3	0.3
297	5/6/2020 14:09	0.3	0.3	0.3	0.3
298	5/6/2020 14:10	0.3	0.3	0.3	0.3
299	5/6/2020 14:11	0.3	0.3	0.3	0.3
300	5/6/2020 14:12	0.3	0.3	0.3	0.3
301	5/6/2020 14:13	0.3	0.3	0.3	0.3
302	5/6/2020 14:14	0.3	0.3	0.3	0.3
303	5/6/2020 14:15	0.3	0.3	0.3	0.3
304	5/6/2020 14:16	0.3	0.3	0.3	0.3
305	5/6/2020 14:17	0.3	0.3	0.3	0.3
306	5/6/2020 14:18	0.3	0.3	0.3	0.3
307	5/6/2020 14:19	0.3	0.3	0.3	0.3
308	5/6/2020 14:20	0.3	0.3	0.3	0.3
309	5/6/2020 14:21	0.3	0.3	0.3	0.3
310	5/6/2020 14:22	0.3	0.3	0.3	0.3

311	5/6/2020 14:23	0.3	0.3	0.3	0.3
312	5/6/2020 14:24	0.3	0.3	0.3	0.3
313	5/6/2020 14:25	0.3	0.3	0.3	0.3
314	5/6/2020 14:26	0.3	0.3	0.3	0.3
315	5/6/2020 14:27	0.3	0.3	0.3	0.3
316	5/6/2020 14:28	0.3	0.3	0.3	0.3
317	5/6/2020 14:29	0.3	0.3	0.3	0.3
318	5/6/2020 14:30	0.3	0.3	0.3	0.3
319	5/6/2020 14:31	0.3	0.3	0.3	0.3
320	5/6/2020 14:32	0.3	0.3	0.3	0.3
321	5/6/2020 14:33	0.3	0.3	0.3	0.3
322	5/6/2020 14:34	0.3	0.3	0.3	0.3
323	5/6/2020 14:35	0.3	0.3	0.3	0.3
324	5/6/2020 14:36	0.3	0.3	0.3	0.3
325	5/6/2020 14:37	0.3	0.3	0.3	0.3
326	5/6/2020 14:38	0.3	0.3	0.3	0.3
327	5/6/2020 14:39	0.3	0.3	0.3	0.3
328	5/6/2020 14:40	0.3	0.3	0.3	0.3
329	5/6/2020 14:41	0.3	0.3	0.3	0.3
330	5/6/2020 14:42	0.3	0.3	0.3	0.3
331	5/6/2020 14:43	0.3	0.3	0.3	0.3
332	5/6/2020 14:44	0.2	0.3	0.3	0.3
333	5/6/2020 14:45	0.2	0.2	0.3	0.2
334	5/6/2020 14:46	0.2	0.2	0.3	0.2
335	5/6/2020 14:47	0.2	0.2	0.2	0.2
336	5/6/2020 14:48	0.2	0.2	0.2	0.2
337	5/6/2020 14:49	0.2	0.2	0.2	0.2
338	5/6/2020 14:50	0.2	0.2	0.2	0.2
339	5/6/2020 14:51	0.2	0.2	0.2	0.2
Peak		0.5	0.5	0.7	0.5
Min		0	0	0.1	0
Average		0.3	0.3	0.4	0.3

****

TWA/STEL

Index	Date/Time	PID(ppm) (TWA)	PID(ppm) (STEL)
1	5/6/2020 9:13	0	---
2	5/6/2020 9:14	0	---
3	5/6/2020 9:15	0	---
4	5/6/2020 9:16	0	---
5	5/6/2020 9:17	0	---
6	5/6/2020 9:18	0	---
7	5/6/2020 9:19	0	---

8	5/6/2020 9:20	0	---
9	5/6/2020 9:21	0	---
10	5/6/2020 9:22	0	---
11	5/6/2020 9:23	0	---
12	5/6/2020 9:24	0	---
13	5/6/2020 9:25	0	---
14	5/6/2020 9:26	0	---
15	5/6/2020 9:27	0	0.4
16	5/6/2020 9:28	0	0.4
17	5/6/2020 9:29	0	0.4
18	5/6/2020 9:30	0	0.4
19	5/6/2020 9:31	0	0.4
20	5/6/2020 9:32	0	0.4
21	5/6/2020 9:33	0	0.4
22	5/6/2020 9:34	0	0.4
23	5/6/2020 9:35	0	0.4
24	5/6/2020 9:36	0	0.4
25	5/6/2020 9:37	0	0.4
26	5/6/2020 9:38	0	0.4
27	5/6/2020 9:39	0	0.4
28	5/6/2020 9:40	0	0.4
29	5/6/2020 9:41	0	0.4
30	5/6/2020 9:42	0	0.4
31	5/6/2020 9:43	0	0.4
32	5/6/2020 9:44	0	0.4
33	5/6/2020 9:45	0	0.4
34	5/6/2020 9:46	0	0.4
35	5/6/2020 9:47	0	0.4
36	5/6/2020 9:48	0	0.4
37	5/6/2020 9:49	0	0.4
38	5/6/2020 9:50	0	0.4
39	5/6/2020 9:51	0	0.4
40	5/6/2020 9:52	0	0.4
41	5/6/2020 9:53	0	0.4
42	5/6/2020 9:54	0	0.4
43	5/6/2020 9:55	0	0.4
44	5/6/2020 9:56	0	0.4
45	5/6/2020 9:57	0	0.4
46	5/6/2020 9:58	0	0.4
47	5/6/2020 9:59	0	0.4
48	5/6/2020 10:00	0	0.4
49	5/6/2020 10:01	0	0.4
50	5/6/2020 10:02	0	0.4
51	5/6/2020 10:03	0	0.4

52	5/6/2020 10:04	0	0.4
53	5/6/2020 10:05	0	0.4
54	5/6/2020 10:06	0	0.4
55	5/6/2020 10:07	0	0.4
56	5/6/2020 10:08	0	0.4
57	5/6/2020 10:09	0	0.4
58	5/6/2020 10:10	0	0.4
59	5/6/2020 10:11	0	0.4
60	5/6/2020 10:12	0	0.4
61	5/6/2020 10:13	0.1	0.4
62	5/6/2020 10:14	0.1	0.4
63	5/6/2020 10:15	0.1	0.4
64	5/6/2020 10:16	0.1	0.4
65	5/6/2020 10:17	0.1	0.4
66	5/6/2020 10:18	0.1	0.4
67	5/6/2020 10:19	0.1	0.4
68	5/6/2020 10:20	0.1	0.4
69	5/6/2020 10:21	0.1	0.4
70	5/6/2020 10:22	0.1	0.4
71	5/6/2020 10:23	0.1	0.4
72	5/6/2020 10:24	0.1	0.4
73	5/6/2020 10:25	0.1	0.4
74	5/6/2020 10:26	0.1	0.4
75	5/6/2020 10:27	0.1	0.4
76	5/6/2020 10:28	0.1	0.4
77	5/6/2020 10:29	0.1	0.4
78	5/6/2020 10:30	0.1	0.4
79	5/6/2020 10:31	0.1	0.4
80	5/6/2020 10:32	0.1	0.4
81	5/6/2020 10:33	0.1	0.4
82	5/6/2020 10:34	0.1	0.4
83	5/6/2020 10:35	0.1	0.4
84	5/6/2020 10:36	0.1	0.4
85	5/6/2020 10:37	0.1	0.4
86	5/6/2020 10:38	0.1	0.4
87	5/6/2020 10:39	0.1	0.4
88	5/6/2020 10:40	0.1	0.4
89	5/6/2020 10:41	0.1	0.4
90	5/6/2020 10:42	0.1	0.4
91	5/6/2020 10:43	0.1	0.4
92	5/6/2020 10:44	0.1	0.4
93	5/6/2020 10:45	0.1	0.4
94	5/6/2020 10:46	0.1	0.4
95	5/6/2020 10:47	0.1	0.4

96	5/6/2020 10:48	0.1	0.4
97	5/6/2020 10:49	0.1	0.4
98	5/6/2020 10:50	0.1	0.4
99	5/6/2020 10:51	0.1	0.4
100	5/6/2020 10:52	0.1	0.4
101	5/6/2020 10:53	0.1	0.4
102	5/6/2020 10:54	0.1	0.4
103	5/6/2020 10:55	0.1	0.4
104	5/6/2020 10:56	0.1	0.4
105	5/6/2020 10:57	0.1	0.4
106	5/6/2020 10:58	0.1	0.4
107	5/6/2020 10:59	0.1	0.4
108	5/6/2020 11:00	0.1	0.4
109	5/6/2020 11:01	0.1	0.4
110	5/6/2020 11:02	0.1	0.4
111	5/6/2020 11:03	0.1	0.4
112	5/6/2020 11:04	0.1	0.4
113	5/6/2020 11:05	0.1	0.4
114	5/6/2020 11:06	0.1	0.4
115	5/6/2020 11:07	0.1	0.4
116	5/6/2020 11:08	0.1	0.4
117	5/6/2020 11:09	0.1	0.4
118	5/6/2020 11:10	0.1	0.4
119	5/6/2020 11:11	0.1	0.4
120	5/6/2020 11:12	0.1	0.4
121	5/6/2020 11:13	0.1	0.4
122	5/6/2020 11:14	0.1	0.4
123	5/6/2020 11:15	0.1	0.4
124	5/6/2020 11:16	0.1	0.4
125	5/6/2020 11:17	0.1	0.4
126	5/6/2020 11:18	0.1	0.4
127	5/6/2020 11:19	0.1	0.4
128	5/6/2020 11:20	0.1	0.4
129	5/6/2020 11:21	0.1	0.4
130	5/6/2020 11:22	0.1	0.4
131	5/6/2020 11:23	0.1	0.4
132	5/6/2020 11:24	0.1	0.4
133	5/6/2020 11:25	0.1	0.4
134	5/6/2020 11:26	0.1	0.4
135	5/6/2020 11:27	0.1	0.4
136	5/6/2020 11:28	0.1	0.4
137	5/6/2020 11:29	0.1	0.4
138	5/6/2020 11:30	0.1	0.4
139	5/6/2020 11:31	0.1	0.4

140	5/6/2020 11:32	0.1	0.4
141	5/6/2020 11:33	0.1	0.4
142	5/6/2020 11:34	0.1	0.4
143	5/6/2020 11:35	0.1	0.4
144	5/6/2020 11:36	0.1	0.4
145	5/6/2020 11:37	0.1	0.4
146	5/6/2020 11:38	0.1	0.4
147	5/6/2020 11:39	0.1	0.4
148	5/6/2020 11:40	0.1	0.4
149	5/6/2020 11:41	0.1	0.4
150	5/6/2020 11:42	0.1	0.4
151	5/6/2020 11:43	0.1	0.4
152	5/6/2020 11:44	0.1	0.4
153	5/6/2020 11:45	0.1	0.4
154	5/6/2020 11:46	0.1	0.4
155	5/6/2020 11:47	0.1	0.4
156	5/6/2020 11:48	0.1	0.4
157	5/6/2020 11:49	0.1	0.4
158	5/6/2020 11:50	0.1	0.4
159	5/6/2020 11:51	0.1	0.4
160	5/6/2020 11:52	0.1	0.4
161	5/6/2020 11:53	0.1	0.4
162	5/6/2020 11:54	0.1	0.4
163	5/6/2020 11:55	0.1	0.4
164	5/6/2020 11:56	0.1	0.4
165	5/6/2020 11:57	0.1	0.4
166	5/6/2020 11:58	0.1	0.4
167	5/6/2020 11:59	0.1	0.4
168	5/6/2020 12:00	0.1	0.4
169	5/6/2020 12:01	0.1	0.4
170	5/6/2020 12:02	0.1	0.3
171	5/6/2020 12:03	0.1	0.3
172	5/6/2020 12:04	0.1	0.3
173	5/6/2020 12:05	0.1	0.3
174	5/6/2020 12:06	0.1	0.3
175	5/6/2020 12:07	0.1	0.3
176	5/6/2020 12:08	0.1	0.3
177	5/6/2020 12:09	0.1	0.3
178	5/6/2020 12:10	0.1	0.3
179	5/6/2020 12:11	0.1	0.3
180	5/6/2020 12:12	0.1	0.3
181	5/6/2020 12:13	0.1	0.3
182	5/6/2020 12:14	0.1	0.3
183	5/6/2020 12:15	0.1	0.3

184	5/6/2020 12:16	0.1	0.3
185	5/6/2020 12:17	0.1	0.3
186	5/6/2020 12:18	0.1	0.3
187	5/6/2020 12:19	0.1	0.3
188	5/6/2020 12:20	0.1	0.3
189	5/6/2020 12:21	0.1	0.3
190	5/6/2020 12:22	0.2	0.3
191	5/6/2020 12:23	0.2	0.3
192	5/6/2020 12:24	0.2	0.3
193	5/6/2020 12:25	0.2	0.3
194	5/6/2020 12:26	0.2	0.3
195	5/6/2020 12:27	0.2	0.3
196	5/6/2020 12:28	0.2	0.3
197	5/6/2020 12:29	0.2	0.3
198	5/6/2020 12:30	0.2	0.3
199	5/6/2020 12:31	0.2	0.3
200	5/6/2020 12:32	0.2	0.3
201	5/6/2020 12:33	0.2	0.3
202	5/6/2020 12:34	0.2	0.3
203	5/6/2020 12:35	0.2	0.3
204	5/6/2020 12:36	0.2	0.3
205	5/6/2020 12:37	0.2	0.3
206	5/6/2020 12:38	0.2	0.3
207	5/6/2020 12:39	0.2	0.3
208	5/6/2020 12:40	0.2	0.3
209	5/6/2020 12:41	0.2	0.3
210	5/6/2020 12:42	0.2	0.3
211	5/6/2020 12:43	0.2	0.3
212	5/6/2020 12:44	0.2	0.3
213	5/6/2020 12:45	0.2	0.3
214	5/6/2020 12:46	0.2	0.3
215	5/6/2020 12:47	0.2	0.3
216	5/6/2020 12:48	0.2	0.3
217	5/6/2020 12:49	0.2	0.3
218	5/6/2020 12:50	0.2	0.3
219	5/6/2020 12:51	0.2	0.3
220	5/6/2020 12:52	0.2	0.3
221	5/6/2020 12:53	0.2	0.3
222	5/6/2020 12:54	0.2	0.3
223	5/6/2020 12:55	0.2	0.3
224	5/6/2020 12:56	0.2	0.3
225	5/6/2020 12:57	0.2	0.3
226	5/6/2020 12:58	0.2	0.3
227	5/6/2020 12:59	0.2	0.3

228	5/6/2020 13:00	0.2	0.3
229	5/6/2020 13:01	0.2	0.3
230	5/6/2020 13:02	0.2	0.3
231	5/6/2020 13:03	0.2	0.3
232	5/6/2020 13:04	0.2	0.3
233	5/6/2020 13:05	0.2	0.3
234	5/6/2020 13:06	0.2	0.3
235	5/6/2020 13:07	0.2	0.3
236	5/6/2020 13:08	0.2	0.3
237	5/6/2020 13:09	0.2	0.3
238	5/6/2020 13:10	0.2	0.3
239	5/6/2020 13:11	0.2	0.3
240	5/6/2020 13:12	0.2	0.3
241	5/6/2020 13:13	0.2	0.3
242	5/6/2020 13:14	0.2	0.3
243	5/6/2020 13:15	0.2	0.3
244	5/6/2020 13:16	0.2	0.3
245	5/6/2020 13:17	0.2	0.3
246	5/6/2020 13:18	0.2	0.3
247	5/6/2020 13:19	0.2	0.3
248	5/6/2020 13:20	0.2	0.3
249	5/6/2020 13:21	0.2	0.3
250	5/6/2020 13:22	0.2	0.3
251	5/6/2020 13:23	0.2	0.3
252	5/6/2020 13:24	0.2	0.3
253	5/6/2020 13:25	0.2	0.3
254	5/6/2020 13:26	0.2	0.3
255	5/6/2020 13:27	0.2	0.3
256	5/6/2020 13:28	0.2	0.3
257	5/6/2020 13:29	0.2	0.3
258	5/6/2020 13:30	0.2	0.3
259	5/6/2020 13:31	0.2	0.3
260	5/6/2020 13:32	0.2	0.3
261	5/6/2020 13:33	0.2	0.3
262	5/6/2020 13:34	0.2	0.3
263	5/6/2020 13:35	0.2	0.3
264	5/6/2020 13:36	0.2	0.3
265	5/6/2020 13:37	0.2	0.3
266	5/6/2020 13:38	0.2	0.3
267	5/6/2020 13:39	0.2	0.3
268	5/6/2020 13:40	0.2	0.3
269	5/6/2020 13:41	0.2	0.3
270	5/6/2020 13:42	0.2	0.3
271	5/6/2020 13:43	0.2	0.3

272	5/6/2020 13:44	0.2	0.3
273	5/6/2020 13:45	0.2	0.3
274	5/6/2020 13:46	0.2	0.3
275	5/6/2020 13:47	0.2	0.3
276	5/6/2020 13:48	0.2	0.3
277	5/6/2020 13:49	0.2	0.3
278	5/6/2020 13:50	0.2	0.3
279	5/6/2020 13:51	0.2	0.3
280	5/6/2020 13:52	0.2	0.3
281	5/6/2020 13:53	0.2	0.3
282	5/6/2020 13:54	0.2	0.3
283	5/6/2020 13:55	0.2	0.3
284	5/6/2020 13:56	0.2	0.3
285	5/6/2020 13:57	0.2	0.3
286	5/6/2020 13:58	0.2	0.3
287	5/6/2020 13:59	0.2	0.3
288	5/6/2020 14:00	0.2	0.3
289	5/6/2020 14:01	0.2	0.3
290	5/6/2020 14:02	0.2	0.3
291	5/6/2020 14:03	0.2	0.3
292	5/6/2020 14:04	0.2	0.3
293	5/6/2020 14:05	0.2	0.3
294	5/6/2020 14:06	0.2	0.3
295	5/6/2020 14:07	0.2	0.3
296	5/6/2020 14:08	0.2	0.3
297	5/6/2020 14:09	0.2	0.3
298	5/6/2020 14:10	0.2	0.3
299	5/6/2020 14:11	0.2	0.3
300	5/6/2020 14:12	0.2	0.3
301	5/6/2020 14:13	0.2	0.3
302	5/6/2020 14:14	0.2	0.3
303	5/6/2020 14:15	0.2	0.3
304	5/6/2020 14:16	0.2	0.3
305	5/6/2020 14:17	0.2	0.3
306	5/6/2020 14:18	0.2	0.3
307	5/6/2020 14:19	0.2	0.3
308	5/6/2020 14:20	0.2	0.3
309	5/6/2020 14:21	0.2	0.3
310	5/6/2020 14:22	0.2	0.3
311	5/6/2020 14:23	0.2	0.3
312	5/6/2020 14:24	0.2	0.3
313	5/6/2020 14:25	0.2	0.3
314	5/6/2020 14:26	0.2	0.3
315	5/6/2020 14:27	0.2	0.3

316	5/6/2020 14:28	0.2	0.3
317	5/6/2020 14:29	0.2	0.3
318	5/6/2020 14:30	0.2	0.3
319	5/6/2020 14:31	0.2	0.3
320	5/6/2020 14:32	0.2	0.3
321	5/6/2020 14:33	0.2	0.3
322	5/6/2020 14:34	0.2	0.3
323	5/6/2020 14:35	0.2	0.3
324	5/6/2020 14:36	0.2	0.3
325	5/6/2020 14:37	0.2	0.3
326	5/6/2020 14:38	0.2	0.3
327	5/6/2020 14:39	0.2	0.3
328	5/6/2020 14:40	0.2	0.3
329	5/6/2020 14:41	0.2	0.3
330	5/6/2020 14:42	0.2	0.3
331	5/6/2020 14:43	0.2	0.3
332	5/6/2020 14:44	0.2	0.3
333	5/6/2020 14:45	0.2	0.3
334	5/6/2020 14:46	0.2	0.3
335	5/6/2020 14:47	0.2	0.3
336	5/6/2020 14:48	0.2	0.3
337	5/6/2020 14:49	0.2	0.3
338	5/6/2020 14:50	0.2	0.3
339	5/6/2020 14:51	0.2	0.3

==========

Instrument Name	DustTrak II
Model Number	8530
Serial Number	8530113809
Firmware Version	3.4
Calibration Date	9/14/2015
Test Name	MANUAL_001
Test Start Time	12:05:13 AM
Test Start Date	1/1/2000
Test Length [D:H:M]	0:05:40
Test Interval [M:S]	1:00
Mass Average [mg/m3]	0.018
Mass Minimum [mg/m3]	0.01
Mass Maximum [mg/m3]	0.677
Mass TWA [mg/m3]	0.013
Photometric User Cal	0.86
Flow User Cal	0
Errors	
Number of Samples	340

Elapsed Time [s]	Mass [mg/m3]	Alarms	Errors
60	0.01		
120	0.013		
180	0.012		
240	0.012		
300	0.011		
360	0.01		
420	0.011		
480	0.01		
540	0.027		
600	0.022		
660	0.035		
720	0.02		
780	0.015		
840	0.052		
900	0.05		
960	0.013		
1020	0.012		
1080	0.033		
1140	0.029		
1200	0.051		
1260	0.067		
1320	0.02		
1380	0.016		
1440	0.015		

1500	0.045
1560	0.011
1620	0.014
1680	0.013
1740	0.01
1800	0.011
1860	0.01
1920	0.011
1980	0.012
2040	0.01
2100	0.011
2160	0.012
2220	0.014
2280	0.201
2340	0.677
2400	0.081
2460	0.014
2520	0.013
2580	0.012
2640	0.013
2700	0.012
2760	0.012
2820	0.011
2880	0.012
2940	0.011
3000	0.011
3060	0.011
3120	0.011
3180	0.011
3240	0.013
3300	0.014
3360	0.012
3420	0.012
3480	0.013
3540	0.011
3600	0.011
3660	0.012
3720	0.014
3780	0.012
3840	0.013
3900	0.012
3960	0.014
4020	0.013
4080	0.012

4140	0.012
4200	0.012
4260	0.012
4320	0.011
4380	0.012
4440	0.013
4500	0.013
4560	0.015
4620	0.128
4680	0.122
4740	0.055
4800	0.046
4860	0.015
4920	0.014
4980	0.016
5040	0.013
5100	0.015
5160	0.027
5220	0.016
5280	0.013
5340	0.019
5400	0.017
5460	0.016
5520	0.014
5580	0.013
5640	0.013
5700	0.017
5760	0.013
5820	0.013
5880	0.013
5940	0.013
6000	0.017
6060	0.015
6120	0.013
6180	0.013
6240	0.014
6300	0.013
6360	0.012
6420	0.012
6480	0.013
6540	0.012
6600	0.012
6660	0.012
6720	0.012

6780	0.012
6840	0.012
6900	0.013
6960	0.016
7020	0.014
7080	0.012
7140	0.013
7200	0.013
7260	0.015
7320	0.013
7380	0.013
7440	0.012
7500	0.012
7560	0.012
7620	0.015
7680	0.013
7740	0.014
7800	0.017
7860	0.014
7920	0.016
7980	0.013
8040	0.013
8100	0.013
8160	0.012
8220	0.012
8280	0.012
8340	0.013
8400	0.014
8460	0.013
8520	0.012
8580	0.031
8640	0.013
8700	0.013
8760	0.011
8820	0.012
8880	0.012
8940	0.013
9000	0.012
9060	0.013
9120	0.012
9180	0.013
9240	0.012
9300	0.012
9360	0.013

9420	0.012
9480	0.013
9540	0.013
9600	0.013
9660	0.018
9720	0.02
9780	0.013
9840	0.013
9900	0.014
9960	0.013
10020	0.016
10080	0.016
10140	0.019
10200	0.029
10260	0.013
10320	0.013
10380	0.013
10440	0.014
10500	0.018
10560	0.015
10620	0.013
10680	0.016
10740	0.013
10800	0.013
10860	0.012
10920	0.012
10980	0.013
11040	0.013
11100	0.013
11160	0.013
11220	0.012
11280	0.014
11340	0.015
11400	0.013
11460	0.012
11520	0.013
11580	0.013
11640	0.012
11700	0.013
11760	0.013
11820	0.013
11880	0.013
11940	0.012
12000	0.012

12060	0.012
12120	0.012
12180	0.013
12240	0.012
12300	0.012
12360	0.012
12420	0.012
12480	0.012
12540	0.012
12600	0.012
12660	0.012
12720	0.012
12780	0.014
12840	0.012
12900	0.012
12960	0.013
13020	0.014
13080	0.015
13140	0.013
13200	0.014
13260	0.013
13320	0.013
13380	0.013
13440	0.014
13500	0.014
13560	0.015
13620	0.013
13680	0.014
13740	0.013
13800	0.014
13860	0.014
13920	0.014
13980	0.014
14040	0.013
14100	0.014
14160	0.023
14220	0.019
14280	0.018
14340	0.015
14400	0.017
14460	0.016
14520	0.014
14580	0.015
14640	0.013

14700	0.018
14760	0.016
14820	0.014
14880	0.013
14940	0.014
15000	0.018
15060	0.015
15120	0.017
15180	0.015
15240	0.013
15300	0.014
15360	0.015
15420	0.014
15480	0.014
15540	0.015
15600	0.013
15660	0.014
15720	0.015
15780	0.016
15840	0.015
15900	0.016
15960	0.016
16020	0.046
16080	0.02
16140	0.023
16200	0.016
16260	0.016
16320	0.017
16380	0.023
16440	0.016
16500	0.016
16560	0.015
16620	0.014
16680	0.014
16740	0.014
16800	0.014
16860	0.014
16920	0.016
16980	0.015
17040	0.014
17100	0.014
17160	0.013
17220	0.013
17280	0.014

17340	0.014
17400	0.014
17460	0.014
17520	0.013
17580	0.014
17640	0.014
17700	0.014
17760	0.014
17820	0.014
17880	0.014
17940	0.014
18000	0.014
18060	0.014
18120	0.014
18180	0.014
18240	0.014
18300	0.013
18360	0.019
18420	0.015
18480	0.021
18540	0.014
18600	0.014
18660	0.015
18720	0.015
18780	0.015
18840	0.015
18900	0.014
18960	0.014
19020	0.014
19080	0.013
19140	0.015
19200	0.014
19260	0.014
19320	0.013
19380	0.013
19440	0.013
19500	0.013
19560	0.013
19620	0.012
19680	0.014
19740	0.013
19800	0.013
19860	0.014
19920	0.014

19980	0.014
20040	0.013
20100	0.012
20160	0.013
20220	0.013
20280	0.013
20340	0.015
20400	0.015

Instrument Name	DustTrak II
Model Number	8530
Serial Number	8530113809
Firmware Version	3.4
Calibration Date	9/14/2015
Test Name	MANUAL_002
Test Start Time	10:24:08 PM
Test Start Date	1/1/2000
Test Length [D:H:M]	0:15:29
Test Interval [M:S]	1:00
Mass Average [mg/m3]	0.012
Mass Minimum [mg/m3]	0
Mass Maximum [mg/m3]	0.035
Mass TWA [mg/m3]	0.005
Photometric User Cal	0.86
Flow User Cal	0
Errors	
Number of Samples	205

Elapsed Time [s]	Mass [mg/m3]	Alarms	Errors
60	0.01		
120	0.009		
180	0.009		
240	0.009		
300	0.009		
360	0.009		
420	0.009		
480	0.008		
540	0.009		
600	0.009		
660	0.009		
720	0.009		
780	0.01		
840	0.01		
900	0.01		

960	0.01
1020	0.01
1080	0.01
1140	0.01
1200	0.009
1260	0.01
1320	0.01
1380	0.01
1440	0.01
1500	0.01
1560	0.01
1620	0.009
1680	0.01
1740	0.009
1800	0.01
1860	0.01
1920	0.009
1980	0.009
2040	0.009
2100	0.009
2160	0.01
2220	0.01
2280	0.01
2340	0.01
2400	0.01
2460	0.01
2520	0.01
2580	0.01
2640	0.01
2700	0.01
2760	0.009
2820	0.01
2880	0.011
2940	0.01
3000	0.01
3060	0.01
3120	0.01
3180	0.01
3240	0.01
3300	0.01
3360	0.01
3420	0.01
3480	0.01
3540	0.01

3600	0.01
3660	0.011
3720	0.011
3780	0.01
3840	0.01
3900	0.011
3960	0.011
4020	0.011
4080	0.012
4140	0.011
4200	0.011
4260	0.011
4320	0.011
4380	0.012
4440	0.012
4500	0.012
4560	0.012
4620	0.012
4680	0.011
4740	0.012
4800	0.012
4860	0.012
4920	0.012
4980	0.012
5040	0.013
5100	0.012
5160	0.011
5220	0.011
5280	0.011
5340	0.011
5400	0.012
5460	0.012
5520	0.012
5580	0.012
5640	0.013
5700	0.012
5760	0.012
5820	0.012
5880	0.012
5940	0.012
6000	0.012
6060	0.013
6120	0.012
6180	0.012

6240	0.012
6300	0.012
6360	0.012
6420	0.012
6480	0.012
6540	0.012
6600	0.013
6660	0.012
6720	0.013
6780	0.012
6840	0.012
6900	0.012
6960	0.012
7020	0.017
7080	0.014
7140	0.014
7200	0.013
7260	0.013
7320	0.013
7380	0.013
7440	0.013
7500	0.013
7560	0.012
7620	0.012
7680	0.012
7740	0.012
7800	0.012
7860	0.012
7920	0.012
7980	0.012
8040	0.013
8100	0.013
8160	0.013
8220	0.013
8280	0.013
8340	0.013
8400	0.013
8460	0.012
8520	0.012
8580	0.013
8640	0.013
8700	0.013
8760	0.013
8820	0.013

8880	0.013
8940	0.013
9000	0.013
9060	0.013
9120	0.014
9180	0.013
9240	0.013
9300	0.013
9360	0.013
9420	0.013
9480	0.013
9540	0.013
9600	0.013
9660	0.013
9720	0.015
9780	0.013
9840	0.013
9900	0.012
9960	0.012
10020	0.013
10080	0.013
10140	0.013
10200	0.013
10260	0.013
10320	0.017
10380	0.014
10440	0.02
10500	0.014
10560	0.02
10620	0.02
10680	0.015
10740	0.013
10800	0.015
10860	0.026
10920	0.035
10980	0.014
11040	0.014
11100	0.014
11160	0.013
11220	0.014
11280	0.025
11340	0.019
11400	0.014
11460	0.013

11520	0.017
11580	0.021
11640	0.014
11700	0.013
11760	0.013
11820	0.013
11880	0.013
11940	0.014
12000	0.013
12060	0.013
12120	0.013
12180	0.031
12240	0.014
55792	0

Instrument Name	DustTrak II
Model Number	8530
Serial Number	8530183903
Firmware Version	3.7
Calibration Date	9/26/2018
Test Name	MANUAL_001
Test Start Time	9:02:26 AM
Test Start Date	5/6/2020
Test Length [D:H:M]	0:05:46
Test Interval [M:S]	1:00
Mass Average [mg/m3]	0.013
Mass Minimum [mg/m3]	0.01
Mass Maximum [mg/m3]	0.024
Mass TWA [mg/m3]	0.01
Photometric User Cal	1
Flow User Cal	0
Errors	
Number of Samples	346

Elapsed Time [s]	Mass [mg/m3]	Alarms	Errors
60	0.018		
120	0.012		
180	0.012		
240	0.012		
300	0.012		
360	0.012		
420	0.013		
480	0.014		
540	0.014		
600	0.011		
660	0.013		
720	0.013		
780	0.013		
840	0.012		
900	0.013		
960	0.012		
1020	0.011		
1080	0.011		
1140	0.011		
1200	0.012		
1260	0.013		
1320	0.012		
1380	0.01		
1440	0.011		

1500	0.012
1560	0.012
1620	0.012
1680	0.011
1740	0.01
1800	0.012
1860	0.012
1920	0.013
1980	0.013
2040	0.01
2100	0.011
2160	0.013
2220	0.011
2280	0.011
2340	0.012
2400	0.011
2460	0.011
2520	0.011
2580	0.011
2640	0.017
2700	0.012
2760	0.012
2820	0.012
2880	0.012
2940	0.012
3000	0.012
3060	0.012
3120	0.012
3180	0.013
3240	0.013
3300	0.013
3360	0.012
3420	0.013
3480	0.012
3540	0.012
3600	0.012
3660	0.011
3720	0.012
3780	0.012
3840	0.012
3900	0.012
3960	0.012
4020	0.013
4080	0.012

4140	0.013
4200	0.013
4260	0.015
4320	0.014
4380	0.014
4440	0.013
4500	0.014
4560	0.013
4620	0.012
4680	0.013
4740	0.013
4800	0.012
4860	0.012
4920	0.012
4980	0.012
5040	0.013
5100	0.013
5160	0.013
5220	0.013
5280	0.012
5340	0.012
5400	0.012
5460	0.011
5520	0.012
5580	0.012
5640	0.013
5700	0.012
5760	0.013
5820	0.012
5880	0.013
5940	0.013
6000	0.014
6060	0.013
6120	0.013
6180	0.012
6240	0.012
6300	0.013
6360	0.013
6420	0.013
6480	0.012
6540	0.013
6600	0.013
6660	0.012
6720	0.012

6780	0.012
6840	0.013
6900	0.013
6960	0.012
7020	0.012
7080	0.013
7140	0.013
7200	0.013
7260	0.014
7320	0.013
7380	0.012
7440	0.013
7500	0.013
7560	0.013
7620	0.012
7680	0.013
7740	0.013
7800	0.013
7860	0.012
7920	0.012
7980	0.013
8040	0.013
8100	0.013
8160	0.013
8220	0.013
8280	0.013
8340	0.014
8400	0.012
8460	0.012
8520	0.012
8580	0.012
8640	0.013
8700	0.014
8760	0.012
8820	0.012
8880	0.012
8940	0.013
9000	0.013
9060	0.012
9120	0.012
9180	0.012
9240	0.014
9300	0.012
9360	0.013

9420	0.013
9480	0.013
9540	0.013
9600	0.014
9660	0.013
9720	0.012
9780	0.014
9840	0.013
9900	0.012
9960	0.014
10020	0.012
10080	0.012
10140	0.014
10200	0.013
10260	0.013
10320	0.013
10380	0.013
10440	0.015
10500	0.013
10560	0.013
10620	0.013
10680	0.014
10740	0.013
10800	0.012
10860	0.013
10920	0.014
10980	0.013
11040	0.013
11100	0.014
11160	0.012
11220	0.012
11280	0.013
11340	0.014
11400	0.013
11460	0.013
11520	0.013
11580	0.014
11640	0.016
11700	0.014
11760	0.012
11820	0.014
11880	0.014
11940	0.013
12000	0.013

12060	0.015
12120	0.013
12180	0.013
12240	0.012
12300	0.012
12360	0.013
12420	0.013
12480	0.013
12540	0.012
12600	0.012
12660	0.012
12720	0.013
12780	0.013
12840	0.012
12900	0.012
12960	0.013
13020	0.013
13080	0.013
13140	0.015
13200	0.014
13260	0.013
13320	0.013
13380	0.016
13440	0.013
13500	0.013
13560	0.013
13620	0.013
13680	0.013
13740	0.013
13800	0.013
13860	0.013
13920	0.014
13980	0.014
14040	0.013
14100	0.013
14160	0.014
14220	0.014
14280	0.013
14340	0.014
14400	0.014
14460	0.013
14520	0.014
14580	0.014
14640	0.015

14700	0.015
14760	0.015
14820	0.014
14880	0.014
14940	0.013
15000	0.016
15060	0.013
15120	0.013
15180	0.013
15240	0.013
15300	0.013
15360	0.013
15420	0.013
15480	0.014
15540	0.013
15600	0.013
15660	0.014
15720	0.014
15780	0.014
15840	0.016
15900	0.013
15960	0.014
16020	0.015
16080	0.014
16140	0.016
16200	0.018
16260	0.016
16320	0.019
16380	0.016
16440	0.017
16500	0.016
16560	0.016
16620	0.024
16680	0.022
16740	0.015
16800	0.017
16860	0.015
16920	0.014
16980	0.014
17040	0.014
17100	0.014
17160	0.014
17220	0.015
17280	0.015

17340	0.014
17400	0.015
17460	0.014
17520	0.014
17580	0.014
17640	0.015
17700	0.014
17760	0.014
17820	0.014
17880	0.015
17940	0.015
18000	0.014
18060	0.015
18120	0.017
18180	0.015
18240	0.015
18300	0.015
18360	0.014
18420	0.014
18480	0.013
18540	0.014
18600	0.014
18660	0.015
18720	0.015
18780	0.014
18840	0.014
18900	0.014
18960	0.016
19020	0.016
19080	0.016
19140	0.015
19200	0.016
19260	0.016
19320	0.016
19380	0.015
19440	0.015
19500	0.015
19560	0.014
19620	0.014
19680	0.013
19740	0.014
19800	0.014
19860	0.013
19920	0.013

19980	0.016
20040	0.014
20100	0.013
20160	0.017
20220	0.014
20280	0.014
20340	0.014
20400	0.013
20460	0.013
20520	0.013
20580	0.014
20640	0.015
20700	0.014
20760	0.014

Instrument Name	DustTrak II
Model Number	8530
Serial Number	8530183903
Firmware Version	3.7
Calibration Date	9/26/2018
Test Name	MANUAL_002
Test Start Time	7:21:54 AM
Test Start Date	5/7/2020
Test Length [D:H:M]	0:08:30
Test Interval [M:S]	1:00
Mass Average [mg/m3]	0.015
Mass Minimum [mg/m3]	0.011
Mass Maximum [mg/m3]	0.068
Mass TWA [mg/m3]	0.015
Photometric User Cal	1
Flow User Cal	0
Errors	
Number of Samples	510

Elapsed Time [s]	Mass [mg/m3]	Alarms	Errors
60	0.036		
120	0.014		
180	0.014		
240	0.014		
300	0.014		
360	0.014		
420	0.014		
480	0.014		
540	0.014		

600	0.016
660	0.014
720	0.014
780	0.014
840	0.014
900	0.014
960	0.014
1020	0.016
1080	0.014
1140	0.014
1200	0.014
1260	0.013
1320	0.013
1380	0.014
1440	0.014
1500	0.014
1560	0.013
1620	0.013
1680	0.013
1740	0.013
1800	0.013
1860	0.013
1920	0.013
1980	0.013
2040	0.013
2100	0.013
2160	0.013
2220	0.013
2280	0.013
2340	0.013
2400	0.013
2460	0.013
2520	0.013
2580	0.014
2640	0.014
2700	0.014
2760	0.014
2820	0.014
2880	0.014
2940	0.014
3000	0.013
3060	0.014
3120	0.015
3180	0.014

3240	0.013
3300	0.013
3360	0.013
3420	0.013
3480	0.014
3540	0.013
3600	0.013
3660	0.013
3720	0.012
3780	0.013
3840	0.014
3900	0.015
3960	0.015
4020	0.014
4080	0.014
4140	0.013
4200	0.014
4260	0.013
4320	0.013
4380	0.013
4440	0.013
4500	0.012
4560	0.012
4620	0.013
4680	0.013
4740	0.013
4800	0.013
4860	0.014
4920	0.014
4980	0.014
5040	0.013
5100	0.013
5160	0.013
5220	0.013
5280	0.012
5340	0.013
5400	0.012
5460	0.012
5520	0.012
5580	0.012
5640	0.011
5700	0.011
5760	0.011
5820	0.012

5880	0.012
5940	0.012
6000	0.012
6060	0.011
6120	0.012
6180	0.013
6240	0.012
6300	0.012
6360	0.012
6420	0.013
6480	0.012
6540	0.012
6600	0.012
6660	0.012
6720	0.012
6780	0.012
6840	0.012
6900	0.012
6960	0.012
7020	0.012
7080	0.012
7140	0.012
7200	0.012
7260	0.012
7320	0.012
7380	0.012
7440	0.012
7500	0.012
7560	0.012
7620	0.012
7680	0.012
7740	0.012
7800	0.013
7860	0.012
7920	0.012
7980	0.012
8040	0.012
8100	0.012
8160	0.012
8220	0.012
8280	0.012
8340	0.012
8400	0.013
8460	0.012

8520	0.013
8580	0.012
8640	0.013
8700	0.012
8760	0.012
8820	0.012
8880	0.015
8940	0.016
9000	0.012
9060	0.012
9120	0.012
9180	0.012
9240	0.012
9300	0.012
9360	0.013
9420	0.012
9480	0.012
9540	0.013
9600	0.012
9660	0.012
9720	0.013
9780	0.013
9840	0.013
9900	0.012
9960	0.012
10020	0.013
10080	0.012
10140	0.013
10200	0.013
10260	0.013
10320	0.013
10380	0.013
10440	0.013
10500	0.013
10560	0.013
10620	0.012
10680	0.013
10740	0.013
10800	0.013
10860	0.013
10920	0.013
10980	0.013
11040	0.013
11100	0.013

11160	0.013
11220	0.013
11280	0.013
11340	0.014
11400	0.013
11460	0.013
11520	0.013
11580	0.013
11640	0.014
11700	0.013
11760	0.013
11820	0.012
11880	0.013
11940	0.013
12000	0.013
12060	0.013
12120	0.013
12180	0.014
12240	0.014
12300	0.013
12360	0.013
12420	0.013
12480	0.013
12540	0.013
12600	0.013
12660	0.013
12720	0.013
12780	0.013
12840	0.013
12900	0.013
12960	0.013
13020	0.013
13080	0.013
13140	0.013
13200	0.013
13260	0.013
13320	0.013
13380	0.013
13440	0.013
13500	0.013
13560	0.014
13620	0.013
13680	0.014
13740	0.014

13800	0.013
13860	0.013
13920	0.013
13980	0.014
14040	0.015
14100	0.014
14160	0.013
14220	0.014
14280	0.013
14340	0.014
14400	0.013
14460	0.013
14520	0.013
14580	0.012
14640	0.012
14700	0.013
14760	0.014
14820	0.014
14880	0.012
14940	0.013
15000	0.014
15060	0.016
15120	0.014
15180	0.013
15240	0.013
15300	0.013
15360	0.013
15420	0.013
15480	0.013
15540	0.013
15600	0.013
15660	0.013
15720	0.013
15780	0.013
15840	0.014
15900	0.014
15960	0.014
16020	0.014
16080	0.014
16140	0.014
16200	0.014
16260	0.014
16320	0.014
16380	0.014

16440	0.014
16500	0.015
16560	0.016
16620	0.016
16680	0.014
16740	0.014
16800	0.014
16860	0.014
16920	0.014
16980	0.016
17040	0.014
17100	0.014
17160	0.014
17220	0.014
17280	0.014
17340	0.013
17400	0.015
17460	0.014
17520	0.014
17580	0.014
17640	0.014
17700	0.015
17760	0.014
17820	0.014
17880	0.015
17940	0.015
18000	0.016
18060	0.015
18120	0.015
18180	0.014
18240	0.014
18300	0.014
18360	0.014
18420	0.015
18480	0.014
18540	0.014
18600	0.014
18660	0.016
18720	0.015
18780	0.015
18840	0.014
18900	0.015
18960	0.015
19020	0.014

19080	0.017
19140	0.019
19200	0.015
19260	0.019
19320	0.018
19380	0.016
19440	0.016
19500	0.016
19560	0.014
19620	0.014
19680	0.015
19740	0.014
19800	0.015
19860	0.015
19920	0.014
19980	0.014
20040	0.015
20100	0.015
20160	0.023
20220	0.02
20280	0.017
20340	0.02
20400	0.017
20460	0.027
20520	0.019
20580	0.019
20640	0.016
20700	0.015
20760	0.015
20820	0.02
20880	0.023
20940	0.02
21000	0.021
21060	0.019
21120	0.017
21180	0.015
21240	0.019
21300	0.015
21360	0.016
21420	0.021
21480	0.02
21540	0.015
21600	0.015
21660	0.015

21720	0.014
21780	0.014
21840	0.015
21900	0.014
21960	0.016
22020	0.015
22080	0.021
22140	0.016
22200	0.015
22260	0.015
22320	0.015
22380	0.016
22440	0.019
22500	0.016
22560	0.035
22620	0.017
22680	0.018
22740	0.021
22800	0.068
22860	0.015
22920	0.015
22980	0.015
23040	0.015
23100	0.015
23160	0.015
23220	0.015
23280	0.015
23340	0.016
23400	0.017
23460	0.017
23520	0.016
23580	0.015
23640	0.016
23700	0.018
23760	0.016
23820	0.016
23880	0.016
23940	0.015
24000	0.015
24060	0.015
24120	0.015
24180	0.016
24240	0.016
24300	0.015

24360	0.015
24420	0.015
24480	0.015
24540	0.015
24600	0.015
24660	0.015
24720	0.015
24780	0.015
24840	0.015
24900	0.015
24960	0.015
25020	0.015
25080	0.016
25140	0.021
25200	0.023
25260	0.036
25320	0.016
25380	0.015
25440	0.016
25500	0.016
25560	0.016
25620	0.016
25680	0.017
25740	0.015
25800	0.018
25860	0.023
25920	0.019
25980	0.016
26040	0.017
26100	0.016
26160	0.016
26220	0.021
26280	0.024
26340	0.019
26400	0.023
26460	0.016
26520	0.016
26580	0.016
26640	0.016
26700	0.016
26760	0.016
26820	0.016
26880	0.016
26940	0.016

27000	0.016
27060	0.016
27120	0.016
27180	0.016
27240	0.016
27300	0.017
27360	0.016
27420	0.016
27480	0.016
27540	0.016
27600	0.016
27660	0.016
27720	0.016
27780	0.016
27840	0.017
27900	0.017
27960	0.017
28020	0.016
28080	0.017
28140	0.016
28200	0.017
28260	0.018
28320	0.017
28380	0.017
28440	0.018
28500	0.018
28560	0.028
28620	0.026
28680	0.05
28740	0.041
28800	0.029
28860	0.023
28920	0.027
28980	0.022
29040	0.028
29100	0.017
29160	0.021
29220	0.026
29280	0.019
29340	0.023
29400	0.019
29460	0.018
29520	0.022
29580	0.018

29640	0.019
29700	0.018
29760	0.02
29820	0.018
29880	0.018
29940	0.018
30000	0.018
30060	0.018
30120	0.018
30180	0.017
30240	0.018
30300	0.018
30360	0.018
30420	0.017
30480	0.017
30540	0.017
30600	0.017

20/05/08 07:27

****

Summary

Unit Name	MiniRAE 3000(PGM-7320)
Unit SN	592-919430
Unit Firmware Ver	V2.14

Running Mode	Hygiene Mode
Datalog Mode	Manual
Diagnostic Mode	No
Stop Reason	Battery Low

Site ID	RAE00000
User ID	USER0000

Begin	5/8/2020 7:27
End	5/8/2020 7:54
Sample Period(s)	60
Number of Records	26

Sensor	PID(ppm)
Sensor SN	S023030181U5
Measure Type	Min; Avg; Max; Real
Span	100
Span 2	1000
Low Alarm	50
High Alarm	100
Over Alarm	15000
STEL Alarm	25
TWA Alarm	10
Measurement Gas	Isobutylene
Calibration Time	5/6/2020 9:08
Peak	0
Min	0
Average	0

****

Datalog

Index	Date/Time	PID(ppm) (Min)	PID(ppm) (Avg)	PID(ppm) (Max)	PID(ppm) (Real)
1	5/8/2020 7:28	0	0	0	0
2	5/8/2020 7:29	0	0	0	0
3	5/8/2020 7:30	0	0	0	0

	4	5/8/2020 7:31	0	0	0	0
	5	5/8/2020 7:32	0	0	0	0
	6	5/8/2020 7:33	0	0	0	0
	7	5/8/2020 7:34	0	0	0	0
	8	5/8/2020 7:35	0	0	0	0
	9	5/8/2020 7:36	0	0	0	0
	10	5/8/2020 7:37	0	0	0	0
	11	5/8/2020 7:38	0	0	0	0
	12	5/8/2020 7:39	0	0	0	0
	13	5/8/2020 7:40	0	0	0	0
	14	5/8/2020 7:41	0	0	0	0
	15	5/8/2020 7:42	0	0	0	0
	16	5/8/2020 7:43	0	0	0	0
	17	5/8/2020 7:44	0	0	0	0
	18	5/8/2020 7:45	0	0	0	0
	19	5/8/2020 7:46	0	0	0	0
	20	5/8/2020 7:47	0	0	0	0
	21	5/8/2020 7:48	0	0	0	0
	22	5/8/2020 7:49	0	0	0	0
	23	5/8/2020 7:50	0	0	0	0
	24	5/8/2020 7:51	0	0	0	0
	25	5/8/2020 7:52	0	0	0	0
	26	5/8/2020 7:53	0	0	0	0
Peak			0	0	0	0
Min			0	0	0	0
Average			0	0	0	0

****

TWA/STEL

Index	Date/Time	PID(ppm) (TWA)	PID(ppm) (STEL)
1	5/8/2020 7:28	0	---
2	5/8/2020 7:29	0	---
3	5/8/2020 7:30	0	---
4	5/8/2020 7:31	0	---
5	5/8/2020 7:32	0	---
6	5/8/2020 7:33	0	---
7	5/8/2020 7:34	0	---
8	5/8/2020 7:35	0	---
9	5/8/2020 7:36	0	---
10	5/8/2020 7:37	0	---
11	5/8/2020 7:38	0	---
12	5/8/2020 7:39	0	---
13	5/8/2020 7:40	0	---

14	5/8/2020 7:41	0	---
15	5/8/2020 7:42	0	0
16	5/8/2020 7:43	0	0
17	5/8/2020 7:44	0	0
18	5/8/2020 7:45	0	0
19	5/8/2020 7:46	0	0
20	5/8/2020 7:47	0	0
21	5/8/2020 7:48	0	0
22	5/8/2020 7:49	0	0
23	5/8/2020 7:50	0	0
24	5/8/2020 7:51	0	0
25	5/8/2020 7:52	0	0
26	5/8/2020 7:53	0	0

==========

20/05/12 11:12

****

Summary

Unit Name	MiniRAE 3000(PGM-7320)
Unit SN	592-919430
Unit Firmware Ver	V2.14

Running Mode	Hygiene Mode
Datalog Mode	Manual
Diagnostic Mode	No
Stop Reason	Battery Low

Site ID	RAE00000
User ID	USER0000

Begin	5/12/2020 11:12
End	5/12/2020 12:25
Sample Period(s)	60
Number of Records	73

Sensor	PID(ppm)
Sensor SN	S023030181U5
Measure Type	Min; Avg; Max; Real
Span	100
Span 2	1000
Low Alarm	50
High Alarm	100
Over Alarm	15000
STEL Alarm	25

TWA Alarm		10
Measurement Gas	Isobutylene	
Calibration Time		5/12/2020 6:08
Peak		150
Min		0
Average		101

****

Datalog

Index	Date/Time	PID(ppm) (Min)	PID(ppm) (Avg)	PID(ppm) (Max)	PID(ppm) (Real)
1	5/12/2020 11:13	0	0	0	0
2	5/12/2020 11:14	0	0	0	0
3	5/12/2020 11:15	0	0	0	0
4	5/12/2020 11:16	0	0	0	0
5	5/12/2020 11:17	0	0	0	0
6	5/12/2020 11:18	0	0	0	0
7	5/12/2020 11:19	0	0	0	0
8	5/12/2020 11:20	0	0	0	0
9	5/12/2020 11:21	0	0	0	0
10	5/12/2020 11:22	0	0	0	0
11	5/12/2020 11:23	0	0	0	0
12	5/12/2020 11:24	0	0	0	0
13	5/12/2020 11:25	0	0	0	0
14	5/12/2020 11:26	0	0	0	0
15	5/12/2020 11:27	0	0	0	0
16	5/12/2020 11:28	0	0	0	0
17	5/12/2020 11:29	0	0	0	0
18	5/12/2020 11:30	0	0	0	0
19	5/12/2020 11:31	0	0	0	0
20	5/12/2020 11:32	0	0	0	0
21	5/12/2020 11:33	0	0	0	0
22	5/12/2020 11:34	0	0	0	0
23	5/12/2020 11:35	0	0	0	0
24	5/12/2020 11:36	0	0	0	0
25	5/12/2020 11:37	0	0	0	0
26	5/12/2020 11:38	0	0	0	0
27	5/12/2020 11:39	0	0	0	0
28	5/12/2020 11:40	0	0	0	0
29	5/12/2020 11:41	0	0	0	0
30	5/12/2020 11:42	0	0	0	0
31	5/12/2020 11:43	0	0	0	0
32	5/12/2020 11:44	0	0	0	0
33	5/12/2020 11:45	0	0	0	0

34	5/12/2020 11:46	0	0	0	0
35	5/12/2020 11:47	0	0	0	0
36	5/12/2020 11:48	0	0	0	0
37	5/12/2020 11:49	0	0	0	0
38	5/12/2020 11:50	0	0	0	0
39	5/12/2020 11:51	0	0	0	0
40	5/12/2020 11:52	0	0	0	0
41	5/12/2020 11:53	0	0	0	0
42	5/12/2020 11:54	0	0	0	0
43	5/12/2020 11:55	0	0	0	0
44	5/12/2020 11:56	0	0	0	0
45	5/12/2020 11:57	0	0	0	0
46	5/12/2020 11:58	0	0	0	0
47	5/12/2020 11:59	0	0	0	0
48	5/12/2020 12:00	0	0	0	0
49	5/12/2020 12:01	0	0	0	0
50	5/12/2020 12:02	0	0	0	0
51	5/12/2020 12:03	0	0	0	0
52	5/12/2020 12:04	0	0	0	0
53	5/12/2020 12:05	0	0	0	0
54	5/12/2020 12:06	0	0	0	0
55	5/12/2020 12:07	0	0	0	0
56	5/12/2020 12:08	0	0	0	0
57	5/12/2020 12:09	0	0	0	0
58	5/12/2020 12:10	0	0	0	0
59	5/12/2020 12:11	0	0	0	0
60	5/12/2020 12:12	0	0	0	0
61	5/12/2020 12:13	0	0	0	0
62	5/12/2020 12:14	0	0	0	0
63	5/12/2020 12:15	0	0	0	0
64	5/12/2020 12:16	0	0	0	0
65	5/12/2020 12:17	0	0	0	0
66	5/12/2020 12:18	0	0	0	0
67	5/12/2020 12:19	0	0	0	0
68	5/12/2020 12:20	0	0	0	0
69	5/12/2020 12:21	0	0	0	0
70	5/12/2020 12:22	0	0	0	0
71	5/12/2020 12:23	0	0	0	0
72	5/12/2020 12:24	0	0	0	0
73	5/12/2020 12:25	0	0	0	0
Peak		0	0	0	0
Min		0	0	0	0
Average		0	0	0	0

****

TWA/STEL

Index	Date/Time	PID(ppm) (TWA)	PID(ppm) (STEL)
1	5/12/2020 11:13	0	---
2	5/12/2020 11:14	0	---
3	5/12/2020 11:15	0	---
4	5/12/2020 11:16	0	---
5	5/12/2020 11:17	0	---
6	5/12/2020 11:18	0	---
7	5/12/2020 11:19	0	---
8	5/12/2020 11:20	0	---
9	5/12/2020 11:21	0	---
10	5/12/2020 11:22	0	---
11	5/12/2020 11:23	0	---
12	5/12/2020 11:24	0	---
13	5/12/2020 11:25	0	---
14	5/12/2020 11:26	0	---
15	5/12/2020 11:27	0	0
16	5/12/2020 11:28	0	0
17	5/12/2020 11:29	0	0
18	5/12/2020 11:30	0	0
19	5/12/2020 11:31	0	0
20	5/12/2020 11:32	0	0
21	5/12/2020 11:33	0	0
22	5/12/2020 11:34	0	0
23	5/12/2020 11:35	0	0
24	5/12/2020 11:36	0	0
25	5/12/2020 11:37	0	0
26	5/12/2020 11:38	0	0
27	5/12/2020 11:39	0	0
28	5/12/2020 11:40	0	0
29	5/12/2020 11:41	0	0
30	5/12/2020 11:42	0	0
31	5/12/2020 11:43	0	0
32	5/12/2020 11:44	0	0
33	5/12/2020 11:45	0	0
34	5/12/2020 11:46	0	0
35	5/12/2020 11:47	0	0
36	5/12/2020 11:48	0	0
37	5/12/2020 11:49	0	0
38	5/12/2020 11:50	0	0
39	5/12/2020 11:51	0	0
40	5/12/2020 11:52	0	0

41	5/12/2020 11:53	0	0
42	5/12/2020 11:54	0	0
43	5/12/2020 11:55	0	0
44	5/12/2020 11:56	0	0
45	5/12/2020 11:57	0	0
46	5/12/2020 11:58	0	0
47	5/12/2020 11:59	0	0
48	5/12/2020 12:00	0	0
49	5/12/2020 12:01	0	0
50	5/12/2020 12:02	0	0
51	5/12/2020 12:03	0	0
52	5/12/2020 12:04	0	0
53	5/12/2020 12:05	0	0
54	5/12/2020 12:06	0	0
55	5/12/2020 12:07	0	0
56	5/12/2020 12:08	0	0
57	5/12/2020 12:09	0	0
58	5/12/2020 12:10	0	0
59	5/12/2020 12:11	0	0
60	5/12/2020 12:12	0	0
61	5/12/2020 12:13	0	0
62	5/12/2020 12:14	0	0
63	5/12/2020 12:15	0	0
64	5/12/2020 12:16	0	0
65	5/12/2020 12:17	0	0
66	5/12/2020 12:18	0	0
67	5/12/2020 12:19	0	0
68	5/12/2020 12:20	0	0
69	5/12/2020 12:21	0	0
70	5/12/2020 12:22	0	0
71	5/12/2020 12:23	0	0
72	5/12/2020 12:24	0	0
73	5/12/2020 12:25	0	0

==========

20/05/08 07:26

****

Summary

Unit Name	MiniRAE 3000(PGM-7320)
Unit SN	592-919151
Unit Firmware Ver	V2.14

Running Mode	Hygiene Mode
Datalog Mode	Manual
Diagnostic Mode	No
Stop Reason	Battery Low

Site ID	RAE00000
User ID	USER0000

Begin	5/8/2020 7:26
End	5/8/2020 9:52
Sample Period(s)	60
Number of Records	146

Sensor	PID(ppm)
Sensor SN	S023030028U4
Measure Type	Min; Avg; Max; Real
Span	100
Span 2	1000
Low Alarm	50
High Alarm	100
Over Alarm	15000
STEL Alarm	25
TWA Alarm	10
Measurement Gas	Isobutylene
Calibration Time	4/29/2020 11:04
Peak	0.1
Min	0
Average	0

****

Datalog

Index	Date/Time	PID(ppm) (Min)	PID(ppm) (Avg)	PID(ppm) (Max)	PID(ppm) (Real)
1	5/8/2020 7:27	0.1	0.1	0.1	0.1
2	5/8/2020 7:28	0.1	0.1	0.1	0.1
3	5/8/2020 7:29	0.1	0.1	0.1	0.1

4	5/8/2020 7:30	0.1	0.1	0.1	0.1
5	5/8/2020 7:31	0	0	0.1	0
6	5/8/2020 7:32	0	0	0	0
7	5/8/2020 7:33	0	0	0	0
8	5/8/2020 7:34	0	0	0	0
9	5/8/2020 7:35	0	0	0	0
10	5/8/2020 7:36	0	0	0	0
11	5/8/2020 7:37	0	0	0	0
12	5/8/2020 7:38	0	0	0	0
13	5/8/2020 7:39	0	0	0	0
14	5/8/2020 7:40	0	0	0	0
15	5/8/2020 7:41	0	0	0	0
16	5/8/2020 7:42	0	0	0	0
17	5/8/2020 7:43	0	0	0	0
18	5/8/2020 7:44	0	0	0	0
19	5/8/2020 7:45	0	0	0	0
20	5/8/2020 7:46	0	0	0	0
21	5/8/2020 7:47	0	0	0	0
22	5/8/2020 7:48	0	0	0	0
23	5/8/2020 7:49	0	0	0	0
24	5/8/2020 7:50	0	0	0	0
25	5/8/2020 7:51	0	0	0	0
26	5/8/2020 7:52	0	0	0	0
27	5/8/2020 7:53	0	0	0	0
28	5/8/2020 7:54	0	0	0	0
29	5/8/2020 7:55	0	0	0	0
30	5/8/2020 7:56	0	0	0	0
31	5/8/2020 7:57	0	0	0	0
32	5/8/2020 7:58	0	0	0	0
33	5/8/2020 7:59	0	0	0	0
34	5/8/2020 8:00	0	0	0	0
35	5/8/2020 8:01	0	0	0	0
36	5/8/2020 8:02	0	0	0	0
37	5/8/2020 8:03	0	0	0	0
38	5/8/2020 8:04	0	0	0	0
39	5/8/2020 8:05	0	0	0	0
40	5/8/2020 8:06	0	0	0	0
41	5/8/2020 8:07	0	0	0	0
42	5/8/2020 8:08	0	0	0	0
43	5/8/2020 8:09	0	0	0	0
44	5/8/2020 8:10	0	0	0	0
45	5/8/2020 8:11	0	0	0	0
46	5/8/2020 8:12	0	0	0	0
47	5/8/2020 8:13	0	0	0	0

48	5/8/2020 8:14	0	0	0	0
49	5/8/2020 8:15	0	0	0	0
50	5/8/2020 8:16	0	0	0	0
51	5/8/2020 8:17	0	0	0	0
52	5/8/2020 8:18	0	0	0	0
53	5/8/2020 8:19	0	0	0	0
54	5/8/2020 8:20	0	0	0	0
55	5/8/2020 8:21	0	0	0	0
56	5/8/2020 8:22	0	0	0	0
57	5/8/2020 8:23	0	0	0	0
58	5/8/2020 8:24	0	0	0	0
59	5/8/2020 8:25	0	0	0	0
60	5/8/2020 8:26	0	0	0	0
61	5/8/2020 8:27	0	0	0	0
62	5/8/2020 8:28	0	0	0	0
63	5/8/2020 8:29	0	0	0	0
64	5/8/2020 8:30	0	0	0	0
65	5/8/2020 8:31	0	0	0	0
66	5/8/2020 8:32	0	0	0	0
67	5/8/2020 8:33	0	0	0	0
68	5/8/2020 8:34	0	0	0	0
69	5/8/2020 8:35	0	0	0	0
70	5/8/2020 8:36	0	0	0	0
71	5/8/2020 8:37	0	0	0	0
72	5/8/2020 8:38	0	0	0	0
73	5/8/2020 8:39	0	0	0	0
74	5/8/2020 8:40	0	0	0	0
75	5/8/2020 8:41	0	0	0	0
76	5/8/2020 8:42	0	0	0	0
77	5/8/2020 8:43	0	0	0	0
78	5/8/2020 8:44	0	0	0	0
79	5/8/2020 8:45	0	0	0	0
80	5/8/2020 8:46	0	0	0	0
81	5/8/2020 8:47	0	0	0	0
82	5/8/2020 8:48	0	0	0	0
83	5/8/2020 8:49	0	0	0	0
84	5/8/2020 8:50	0	0	0	0
85	5/8/2020 8:51	0	0	0	0
86	5/8/2020 8:52	0	0	0	0
87	5/8/2020 8:53	0	0	0	0
88	5/8/2020 8:54	0	0	0	0
89	5/8/2020 8:55	0	0	0	0
90	5/8/2020 8:56	0	0	0	0
91	5/8/2020 8:57	0	0	0	0

92	5/8/2020 8:58	0	0	0	0
93	5/8/2020 8:59	0	0	0	0
94	5/8/2020 9:00	0	0	0	0
95	5/8/2020 9:01	0	0	0	0
96	5/8/2020 9:02	0	0	0	0
97	5/8/2020 9:03	0	0	0	0
98	5/8/2020 9:04	0	0	0	0
99	5/8/2020 9:05	0	0	0	0
100	5/8/2020 9:06	0	0	0	0
101	5/8/2020 9:07	0	0	0	0
102	5/8/2020 9:08	0	0	0	0
103	5/8/2020 9:09	0	0	0	0
104	5/8/2020 9:10	0	0	0	0
105	5/8/2020 9:11	0	0	0	0
106	5/8/2020 9:12	0	0	0	0
107	5/8/2020 9:13	0	0	0	0
108	5/8/2020 9:14	0	0	0	0
109	5/8/2020 9:15	0	0	0	0
110	5/8/2020 9:16	0	0	0	0
111	5/8/2020 9:17	0	0	0	0
112	5/8/2020 9:18	0	0	0	0
113	5/8/2020 9:19	0	0	0	0
114	5/8/2020 9:20	0	0	0	0
115	5/8/2020 9:21	0	0	0	0
116	5/8/2020 9:22	0	0	0	0
117	5/8/2020 9:23	0	0	0	0
118	5/8/2020 9:24	0	0	0	0
119	5/8/2020 9:25	0	0	0	0
120	5/8/2020 9:26	0	0	0	0
121	5/8/2020 9:27	0	0	0	0
122	5/8/2020 9:28	0	0	0	0
123	5/8/2020 9:29	0	0	0	0
124	5/8/2020 9:30	0	0	0	0
125	5/8/2020 9:31	0	0	0	0
126	5/8/2020 9:32	0	0	0	0
127	5/8/2020 9:33	0	0	0	0
128	5/8/2020 9:34	0	0	0	0
129	5/8/2020 9:35	0	0	0	0
130	5/8/2020 9:36	0	0	0	0
131	5/8/2020 9:37	0	0	0	0
132	5/8/2020 9:38	0	0	0	0
133	5/8/2020 9:39	0	0	0	0
134	5/8/2020 9:40	0	0	0	0
135	5/8/2020 9:41	0	0	0	0

	136	5/8/2020 9:42	0	0	0	0
	137	5/8/2020 9:43	0	0	0	0
	138	5/8/2020 9:44	0	0	0	0
	139	5/8/2020 9:45	0	0	0	0
	140	5/8/2020 9:46	0	0	0	0
	141	5/8/2020 9:47	0	0	0	0
	142	5/8/2020 9:48	0	0	0	0
	143	5/8/2020 9:49	0	0	0	0
	144	5/8/2020 9:50	0	0	0	0
	145	5/8/2020 9:51	0	0	0	0
	146	5/8/2020 9:52	0	0	0	0
Peak			0.1	0.1	0.1	0.1
Min			0	0	0	0
Average			0	0	0	0

****

TWA/STEL

Index	Date/Time	PID(ppm) (TWA)	PID(ppm) (STEL)
1	5/8/2020 7:27	0	---
2	5/8/2020 7:28	0	---
3	5/8/2020 7:29	0	---
4	5/8/2020 7:30	0	---
5	5/8/2020 7:31	0	---
6	5/8/2020 7:32	0	---
7	5/8/2020 7:33	0	---
8	5/8/2020 7:34	0	---
9	5/8/2020 7:35	0	---
10	5/8/2020 7:36	0	---
11	5/8/2020 7:37	0	---
12	5/8/2020 7:38	0	---
13	5/8/2020 7:39	0	---
14	5/8/2020 7:40	0	---
15	5/8/2020 7:41	0	0
16	5/8/2020 7:42	0	0
17	5/8/2020 7:43	0	0
18	5/8/2020 7:44	0	0
19	5/8/2020 7:45	0	0
20	5/8/2020 7:46	0	0
21	5/8/2020 7:47	0	0
22	5/8/2020 7:48	0	0
23	5/8/2020 7:49	0	0
24	5/8/2020 7:50	0	0
25	5/8/2020 7:51	0	0

26	5/8/2020 7:52	0	0
27	5/8/2020 7:53	0	0
28	5/8/2020 7:54	0	0
29	5/8/2020 7:55	0	0
30	5/8/2020 7:56	0	0
31	5/8/2020 7:57	0	0
32	5/8/2020 7:58	0	0
33	5/8/2020 7:59	0	0
34	5/8/2020 8:00	0	0
35	5/8/2020 8:01	0	0
36	5/8/2020 8:02	0	0
37	5/8/2020 8:03	0	0
38	5/8/2020 8:04	0	0
39	5/8/2020 8:05	0	0
40	5/8/2020 8:06	0	0
41	5/8/2020 8:07	0	0
42	5/8/2020 8:08	0	0
43	5/8/2020 8:09	0	0
44	5/8/2020 8:10	0	0
45	5/8/2020 8:11	0	0
46	5/8/2020 8:12	0	0
47	5/8/2020 8:13	0	0
48	5/8/2020 8:14	0	0
49	5/8/2020 8:15	0	0
50	5/8/2020 8:16	0	0
51	5/8/2020 8:17	0	0
52	5/8/2020 8:18	0	0
53	5/8/2020 8:19	0	0
54	5/8/2020 8:20	0	0
55	5/8/2020 8:21	0	0
56	5/8/2020 8:22	0	0
57	5/8/2020 8:23	0	0
58	5/8/2020 8:24	0	0
59	5/8/2020 8:25	0	0
60	5/8/2020 8:26	0	0
61	5/8/2020 8:27	0	0
62	5/8/2020 8:28	0	0
63	5/8/2020 8:29	0	0
64	5/8/2020 8:30	0	0
65	5/8/2020 8:31	0	0
66	5/8/2020 8:32	0	0
67	5/8/2020 8:33	0	0
68	5/8/2020 8:34	0	0
69	5/8/2020 8:35	0	0

70	5/8/2020 8:36	0	0
71	5/8/2020 8:37	0	0
72	5/8/2020 8:38	0	0
73	5/8/2020 8:39	0	0
74	5/8/2020 8:40	0	0
75	5/8/2020 8:41	0	0
76	5/8/2020 8:42	0	0
77	5/8/2020 8:43	0	0
78	5/8/2020 8:44	0	0
79	5/8/2020 8:45	0	0
80	5/8/2020 8:46	0	0
81	5/8/2020 8:47	0	0
82	5/8/2020 8:48	0	0
83	5/8/2020 8:49	0	0
84	5/8/2020 8:50	0	0
85	5/8/2020 8:51	0	0
86	5/8/2020 8:52	0	0
87	5/8/2020 8:53	0	0
88	5/8/2020 8:54	0	0
89	5/8/2020 8:55	0	0
90	5/8/2020 8:56	0	0
91	5/8/2020 8:57	0	0
92	5/8/2020 8:58	0	0
93	5/8/2020 8:59	0	0
94	5/8/2020 9:00	0	0
95	5/8/2020 9:01	0	0
96	5/8/2020 9:02	0	0
97	5/8/2020 9:03	0	0
98	5/8/2020 9:04	0	0
99	5/8/2020 9:05	0	0
100	5/8/2020 9:06	0	0
101	5/8/2020 9:07	0	0
102	5/8/2020 9:08	0	0
103	5/8/2020 9:09	0	0
104	5/8/2020 9:10	0	0
105	5/8/2020 9:11	0	0
106	5/8/2020 9:12	0	0
107	5/8/2020 9:13	0	0
108	5/8/2020 9:14	0	0
109	5/8/2020 9:15	0	0
110	5/8/2020 9:16	0	0
111	5/8/2020 9:17	0	0
112	5/8/2020 9:18	0	0
113	5/8/2020 9:19	0	0

114	5/8/2020 9:20	0	0
115	5/8/2020 9:21	0	0
116	5/8/2020 9:22	0	0
117	5/8/2020 9:23	0	0
118	5/8/2020 9:24	0	0
119	5/8/2020 9:25	0	0
120	5/8/2020 9:26	0	0
121	5/8/2020 9:27	0	0
122	5/8/2020 9:28	0	0
123	5/8/2020 9:29	0	0
124	5/8/2020 9:30	0	0
125	5/8/2020 9:31	0	0
126	5/8/2020 9:32	0	0
127	5/8/2020 9:33	0	0
128	5/8/2020 9:34	0	0
129	5/8/2020 9:35	0	0
130	5/8/2020 9:36	0	0
131	5/8/2020 9:37	0	0
132	5/8/2020 9:38	0	0
133	5/8/2020 9:39	0	0
134	5/8/2020 9:40	0	0
135	5/8/2020 9:41	0	0
136	5/8/2020 9:42	0	0
137	5/8/2020 9:43	0	0
138	5/8/2020 9:44	0	0
139	5/8/2020 9:45	0	0
140	5/8/2020 9:46	0	0
141	5/8/2020 9:47	0	0
142	5/8/2020 9:48	0	0
143	5/8/2020 9:49	0	0
144	5/8/2020 9:50	0	0
145	5/8/2020 9:51	0	0
146	5/8/2020 9:52	0	0

==========

20/05/12 11:08

****

Summary

Unit Name	MiniRAE 3000(PGM-7320)
Unit SN	592-919151
Unit Firmware Ver	V2.14

Running Mode	Hygiene Mode

Datalog Mode	Manual
Diagnostic Mode	No
Stop Reason	Battery Low

Site ID	RAE00000
User ID	USER0000

Begin	5/12/2020 11:08
End	5/12/2020 12:49
Sample Period(s)	60
Number of Records	100

Sensor	PID(ppm)
Sensor SN	S023030028U4
Measure Type	Min; Avg; Max; Real
Span	100
Span 2	1000
Low Alarm	50
High Alarm	100
Over Alarm	15000
STEL Alarm	25
TWA Alarm	10
Measurement Gas	Isobutylene
Calibration Time	5/12/2020 6:04
Peak	1
Min	0
Average	0.7

****

Datalog

Index	Date/Time	PID(ppm) (Min)	PID(ppm) (Avg)	PID(ppm) (Max)	PID(ppm) (Real)
1	5/12/2020 11:09	0	0	0	0
2	5/12/2020 11:10	0	0	0	0
3	5/12/2020 11:11	0	0.1	0.1	0.1
4	5/12/2020 11:12	0.1	0.1	0.1	0.1
5	5/12/2020 11:13	0.1	0.2	0.2	0.2
6	5/12/2020 11:14	0.2	0.2	0.2	0.2
7	5/12/2020 11:15	0.2	0.3	0.3	0.3
8	5/12/2020 11:16	0.3	0.3	0.3	0.3
9	5/12/2020 11:17	0.3	0.3	0.3	0.3
10	5/12/2020 11:18	0.3	0.4	0.4	0.4
11	5/12/2020 11:19	0.4	0.4	0.4	0.4
12	5/12/2020 11:20	0.4	0.4	0.4	0.4

13	5/12/2020 11:21	0.4	0.4	0.4	0.4
14	5/12/2020 11:22	0.4	0.5	0.5	0.5
15	5/12/2020 11:23	0.5	0.5	0.5	0.5
16	5/12/2020 11:24	0.5	0.5	0.5	0.5
17	5/12/2020 11:25	0.5	0.5	0.5	0.5
18	5/12/2020 11:26	0.5	0.5	0.5	0.5
19	5/12/2020 11:27	0.5	0.6	0.6	0.6
20	5/12/2020 11:28	0.6	0.6	0.6	0.6
21	5/12/2020 11:29	0.6	0.6	0.6	0.6
22	5/12/2020 11:30	0.6	0.6	0.6	0.6
23	5/12/2020 11:31	0.6	0.6	0.6	0.6
24	5/12/2020 11:32	0.6	0.6	0.6	0.6
25	5/12/2020 11:33	0.6	0.7	0.7	0.7
26	5/12/2020 11:34	0.7	0.7	0.7	0.7
27	5/12/2020 11:35	0.7	0.7	0.7	0.7
28	5/12/2020 11:36	0.7	0.7	0.7	0.7
29	5/12/2020 11:37	0.7	0.7	0.7	0.7
30	5/12/2020 11:38	0.7	0.7	0.7	0.7
31	5/12/2020 11:39	0.7	0.7	0.7	0.7
32	5/12/2020 11:40	0.7	0.7	0.7	0.7
33	5/12/2020 11:41	0.7	0.7	0.7	0.7
34	5/12/2020 11:42	0.7	0.7	0.8	0.8
35	5/12/2020 11:43	0.7	0.8	0.8	0.8
36	5/12/2020 11:44	0.8	0.8	0.8	0.8
37	5/12/2020 11:45	0.8	0.8	0.8	0.8
38	5/12/2020 11:46	0.8	0.8	0.8	0.8
39	5/12/2020 11:47	0.8	0.8	0.8	0.8
40	5/12/2020 11:48	0.8	0.8	0.8	0.8
41	5/12/2020 11:49	0.8	0.8	0.8	0.8
42	5/12/2020 11:50	0.8	0.8	0.8	0.8
43	5/12/2020 11:51	0.8	0.8	0.8	0.8
44	5/12/2020 11:52	0.8	0.8	0.8	0.8
45	5/12/2020 11:53	0.8	0.8	0.8	0.8
46	5/12/2020 11:54	0.8	0.8	0.8	0.8
47	5/12/2020 11:55	0.8	0.8	0.8	0.8
48	5/12/2020 11:56	0.8	0.8	0.8	0.8
49	5/12/2020 11:57	0.8	0.8	0.8	0.8
50	5/12/2020 11:58	0.8	0.9	0.9	0.9
51	5/12/2020 11:59	0.9	0.9	0.9	0.9
52	5/12/2020 12:00	0.9	0.9	0.9	0.9
53	5/12/2020 12:01	0.9	0.9	0.9	0.9
54	5/12/2020 12:02	0.9	0.9	0.9	0.9
55	5/12/2020 12:03	0.9	0.9	0.9	0.9
56	5/12/2020 12:04	0.9	0.9	0.9	0.9

57	5/12/2020 12:05	0.9	0.9	0.9	0.9
58	5/12/2020 12:06	0.9	0.9	0.9	0.9
59	5/12/2020 12:07	0.9	0.9	0.9	0.9
60	5/12/2020 12:08	0.9	0.9	0.9	0.9
61	5/12/2020 12:09	0.9	0.9	0.9	0.9
62	5/12/2020 12:10	0.9	0.9	0.9	0.9
63	5/12/2020 12:11	0.9	0.9	0.9	0.9
64	5/12/2020 12:12	0.9	0.9	0.9	0.9
65	5/12/2020 12:13	0.9	0.9	0.9	0.9
66	5/12/2020 12:14	0.9	0.9	0.9	0.9
67	5/12/2020 12:15	0.9	0.9	0.9	0.9
68	5/12/2020 12:16	0.9	0.9	0.9	0.9
69	5/12/2020 12:17	0.9	0.9	0.9	0.9
70	5/12/2020 12:18	0.9	0.9	0.9	0.9
71	5/12/2020 12:19	0.9	0.9	0.9	0.9
72	5/12/2020 12:20	0.9	0.9	0.9	0.9
73	5/12/2020 12:21	0.9	0.9	0.9	0.9
74	5/12/2020 12:22	0.9	0.9	0.9	0.9
75	5/12/2020 12:23	0.9	0.9	0.9	0.9
76	5/12/2020 12:24	0.9	0.9	0.9	0.9
77	5/12/2020 12:25	0.9	0.9	0.9	0.9
78	5/12/2020 12:26	0.9	0.9	0.9	0.9
79	5/12/2020 12:27	0.9	0.9	0.9	0.9
80	5/12/2020 12:28	0.9	0.9	0.9	0.9
81	5/12/2020 12:29	0.9	0.9	0.9	0.9
82	5/12/2020 12:30	0.9	0.9	0.9	0.9
83	5/12/2020 12:31	0.9	0.9	0.9	0.9
84	5/12/2020 12:32	0.9	0.9	0.9	0.9
85	5/12/2020 12:33	0.9	0.9	0.9	0.9
86	5/12/2020 12:34	0.9	0.9	0.9	0.9
87	5/12/2020 12:35	0.9	0.9	0.9	0.9
88	5/12/2020 12:36	0.9	1	1	1
89	5/12/2020 12:37	1	1	1	1
90	5/12/2020 12:38	1	1	1	1
91	5/12/2020 12:39	1	1	1	1
92	5/12/2020 12:40	1	1	1	1
93	5/12/2020 12:41	1	1	1	1
94	5/12/2020 12:42	1	1	1	1
95	5/12/2020 12:43	1	1	1	1
96	5/12/2020 12:44	1	1	1	1
97	5/12/2020 12:45	1	1	1	1
98	5/12/2020 12:46	1	1	1	1
99	5/12/2020 12:47	1	1	1	1
100	5/12/2020 12:48	0.4	0.9	1	0.4

Peak	1	1	1	1
Min	0	0	0	0
Average	0.7	0.8	0.8	0.7

****

TWA/STEL

Index	Date/Time	PID(ppm) (TWA)	PID(ppm) (STEL)
1	5/12/2020 11:09	0	---
2	5/12/2020 11:10	0	---
3	5/12/2020 11:11	0	---
4	5/12/2020 11:12	0	---
5	5/12/2020 11:13	0	---
6	5/12/2020 11:14	0	---
7	5/12/2020 11:15	0	---
8	5/12/2020 11:16	0	---
9	5/12/2020 11:17	0	---
10	5/12/2020 11:18	0	---
11	5/12/2020 11:19	0	---
12	5/12/2020 11:20	0	---
13	5/12/2020 11:21	0	---
14	5/12/2020 11:22	0	---
15	5/12/2020 11:23	0	0.3
16	5/12/2020 11:24	0	0.3
17	5/12/2020 11:25	0	0.3
18	5/12/2020 11:26	0	0.4
19	5/12/2020 11:27	0	0.4
20	5/12/2020 11:28	0	0.4
21	5/12/2020 11:29	0	0.5
22	5/12/2020 11:30	0	0.5
23	5/12/2020 11:31	0	0.5
24	5/12/2020 11:32	0	0.5
25	5/12/2020 11:33	0	0.6
26	5/12/2020 11:34	0	0.6
27	5/12/2020 11:35	0	0.6
28	5/12/2020 11:36	0	0.6
29	5/12/2020 11:37	0	0.6
30	5/12/2020 11:38	0	0.7
31	5/12/2020 11:39	0	0.7
32	5/12/2020 11:40	0	0.7
33	5/12/2020 11:41	0	0.7
34	5/12/2020 11:42	0	0.7
35	5/12/2020 11:43	0	0.7
36	5/12/2020 11:44	0	0.7

37	5/12/2020 11:45	0	0.8
38	5/12/2020 11:46	0	0.8
39	5/12/2020 11:47	0	0.8
40	5/12/2020 11:48	0	0.8
41	5/12/2020 11:49	0	0.8
42	5/12/2020 11:50	0	0.8
43	5/12/2020 11:51	0	0.8
44	5/12/2020 11:52	0.1	0.8
45	5/12/2020 11:53	0.1	0.8
46	5/12/2020 11:54	0.1	0.8
47	5/12/2020 11:55	0.1	0.8
48	5/12/2020 11:56	0.1	0.8
49	5/12/2020 11:57	0.1	0.9
50	5/12/2020 11:58	0.1	0.9
51	5/12/2020 11:59	0.1	0.9
52	5/12/2020 12:00	0.1	0.9
53	5/12/2020 12:01	0.1	0.9
54	5/12/2020 12:02	0.1	0.9
55	5/12/2020 12:03	0.1	0.9
56	5/12/2020 12:04	0.1	0.9
57	5/12/2020 12:05	0.1	0.9
58	5/12/2020 12:06	0.1	0.9
59	5/12/2020 12:07	0.1	0.9
60	5/12/2020 12:08	0.1	0.9
61	5/12/2020 12:09	0.1	0.9
62	5/12/2020 12:10	0.1	0.9
63	5/12/2020 12:11	0.1	0.9
64	5/12/2020 12:12	0.1	1
65	5/12/2020 12:13	0.1	1
66	5/12/2020 12:14	0.1	1
67	5/12/2020 12:15	0.1	1
68	5/12/2020 12:16	0.1	1
69	5/12/2020 12:17	0.1	1
70	5/12/2020 12:18	0.1	1
71	5/12/2020 12:19	0.1	1
72	5/12/2020 12:20	0.1	1
73	5/12/2020 12:21	0.1	1
74	5/12/2020 12:22	0.1	1
75	5/12/2020 12:23	0.1	1
76	5/12/2020 12:24	0.1	1
77	5/12/2020 12:25	0.1	1
78	5/12/2020 12:26	0.1	1
79	5/12/2020 12:27	0.1	1
80	5/12/2020 12:28	0.1	1

81	5/12/2020 12:29	0.1	1
82	5/12/2020 12:30	0.1	1
83	5/12/2020 12:31	0.1	1
84	5/12/2020 12:32	0.1	1
85	5/12/2020 12:33	0.1	1
86	5/12/2020 12:34	0.1	1
87	5/12/2020 12:35	0.1	1
88	5/12/2020 12:36	0.1	1
89	5/12/2020 12:37	0.1	1
90	5/12/2020 12:38	0.1	1
91	5/12/2020 12:39	0.1	1
92	5/12/2020 12:40	0.1	1
93	5/12/2020 12:41	0.1	1
94	5/12/2020 12:42	0.1	1
95	5/12/2020 12:43	0.1	1
96	5/12/2020 12:44	0.1	1
97	5/12/2020 12:45	0.2	1
98	5/12/2020 12:46	0.2	1
99	5/12/2020 12:47	0.2	1
100	5/12/2020 12:48	0.2	1

==========

20/05/12 12:49

****

Summary

Unit Name	MiniRAE 3000(PGM-7320)
Unit SN	592-919151
Unit Firmware Ver	V2.14

Running Mode	Hygiene Mode
Datalog Mode	Manual
Diagnostic Mode	No
Stop Reason	Power Down

Site ID	RAE00000
User ID	USER0000

Begin	5/12/2020 12:49
End	5/12/2020 14:58
Sample Period(s)	60
Number of Records	128

Sensor	PID(ppm)
Sensor SN	S023030028U4

Measure Type	Min; Avg; Max; Real
Span	100
Span 2	1000
Low Alarm	50
High Alarm	100
Over Alarm	15000
STEL Alarm	25
TWA Alarm	10
Measurement Gas	Isobutylene
Calibration Time	5/12/2020 6:04
Peak	107.4
Min	0
Average	100.9

****

Datalog

Index	Date/Time	PID(ppm) (Min)	PID(ppm) (Avg)	PID(ppm) (Max)	PID(ppm) (Real)
1	5/12/2020 12:50	0	0	0.1	0.1
2	5/12/2020 12:51	0.1	0.1	0.2	0.2
3	5/12/2020 12:52	0.2	0.2	0.3	0.3
4	5/12/2020 12:53	0.3	0.3	0.3	0.3
5	5/12/2020 12:54	0.3	0.3	0.4	0.4
6	5/12/2020 12:55	0.4	0.4	0.4	0.4
7	5/12/2020 12:56	0.4	0.4	0.4	0.4
8	5/12/2020 12:57	0.4	0.4	0.5	0.5
9	5/12/2020 12:58	0.5	0.5	0.5	0.5
10	5/12/2020 12:59	0.5	0.5	0.5	0.5
11	5/12/2020 13:00	0.5	0.5	0.5	0.5
12	5/12/2020 13:01	0.5	0.5	0.5	0.5
13	5/12/2020 13:02	0.5	0.5	0.5	0.5
14	5/12/2020 13:03	0.5	0.5	0.5	0.5
15	5/12/2020 13:04	0.5	0.5	0.5	0.5
16	5/12/2020 13:05	0.5	0.5	0.6	0.6
17	5/12/2020 13:06	0.5	0.5	0.5	0.5
18	5/12/2020 13:07	0.5	0.5	0.5	0.5
19	5/12/2020 13:08	0.5	0.6	0.6	0.6
20	5/12/2020 13:09	0.6	0.6	0.6	0.6
21	5/12/2020 13:10	0.6	0.6	0.6	0.6
22	5/12/2020 13:11	0.6	0.6	0.6	0.6
23	5/12/2020 13:12	0.6	0.6	0.6	0.6
24	5/12/2020 13:13	0.6	0.6	0.6	0.6
25	5/12/2020 13:14	0.6	0.6	0.6	0.6
26	5/12/2020 13:15	0.6	0.6	0.6	0.6

27	5/12/2020 13:16	0.6	0.6	0.6	0.6
28	5/12/2020 13:17	0.6	0.6	0.6	0.6
29	5/12/2020 13:18	0.6	0.6	0.6	0.6
30	5/12/2020 13:19	0.6	0.6	0.6	0.6
31	5/12/2020 13:20	0.6	0.6	0.6	0.6
32	5/12/2020 13:21	0.6	0.6	0.6	0.6
33	5/12/2020 13:22	0.6	0.6	0.6	0.6
34	5/12/2020 13:23	0.6	0.6	0.6	0.6
35	5/12/2020 13:24	0.6	0.6	0.6	0.6
36	5/12/2020 13:25	0.6	0.6	0.6	0.6
37	5/12/2020 13:26	0.6	0.6	0.6	0.6
38	5/12/2020 13:27	0.6	0.6	0.6	0.6
39	5/12/2020 13:28	0.6	0.6	0.6	0.6
40	5/12/2020 13:29	0.6	0.6	0.6	0.6
41	5/12/2020 13:30	0.6	0.6	0.6	0.6
42	5/12/2020 13:31	0.6	0.6	0.6	0.6
43	5/12/2020 13:32	0.6	0.6	0.6	0.6
44	5/12/2020 13:33	0.6	0.6	0.6	0.6
45	5/12/2020 13:34	0.6	0.6	0.6	0.6
46	5/12/2020 13:35	0.6	0.6	0.6	0.6
47	5/12/2020 13:36	0.6	0.6	0.6	0.6
48	5/12/2020 13:37	0.6	0.6	0.6	0.6
49	5/12/2020 13:38	0.6	0.6	0.6	0.6
50	5/12/2020 13:39	0.6	0.6	0.6	0.6
51	5/12/2020 13:40	0.6	0.6	0.6	0.6
52	5/12/2020 13:41	0.6	0.6	0.6	0.6
53	5/12/2020 13:42	0.6	0.6	0.6	0.6
54	5/12/2020 13:43	0.6	0.6	0.6	0.6
55	5/12/2020 13:44	0.6	0.6	0.6	0.6
56	5/12/2020 13:45	0.6	0.6	0.6	0.6
57	5/12/2020 13:46	0.6	0.6	0.7	0.7
58	5/12/2020 13:47	0.6	0.7	0.7	0.7
59	5/12/2020 13:48	0.7	0.7	0.7	0.7
60	5/12/2020 13:49	0.7	0.7	0.7	0.7
61	5/12/2020 13:50	0.7	0.7	0.7	0.7
62	5/12/2020 13:51	0.7	0.7	0.7	0.7
63	5/12/2020 13:52	0.7	0.7	0.7	0.7
64	5/12/2020 13:53	0.7	0.7	0.7	0.7
65	5/12/2020 13:54	0.7	0.7	0.7	0.7
66	5/12/2020 13:55	0.7	0.7	0.7	0.7
67	5/12/2020 13:56	0.7	0.7	0.7	0.7
68	5/12/2020 13:57	0.7	0.7	0.7	0.7
69	5/12/2020 13:58	0.7	0.7	0.7	0.7
70	5/12/2020 13:59	0.7	0.7	0.7	0.7

71	5/12/2020 14:00	0.7	0.7	0.7	0.7
72	5/12/2020 14:01	0.7	0.7	0.7	0.7
73	5/12/2020 14:02	0.7	0.7	0.7	0.7
74	5/12/2020 14:03	0.7	0.7	0.7	0.7
75	5/12/2020 14:04	0.7	0.7	0.7	0.7
76	5/12/2020 14:05	0.7	0.7	0.7	0.7
77	5/12/2020 14:06	0.7	0.7	0.7	0.7
78	5/12/2020 14:07	0.7	0.7	0.7	0.7
79	5/12/2020 14:08	0.7	0.7	0.7	0.7
80	5/12/2020 14:09	0.7	0.7	0.7	0.7
81	5/12/2020 14:10	0.7	0.7	0.7	0.7
82	5/12/2020 14:11	0.7	0.7	0.7	0.7
83	5/12/2020 14:12	0.7	0.7	0.7	0.7
84	5/12/2020 14:13	0.6	0.6	0.7	0.6
85	5/12/2020 14:14	0.6	0.6	0.6	0.6
86	5/12/2020 14:15	0.6	0.6	0.6	0.6
87	5/12/2020 14:16	0.6	0.6	0.6	0.6
88	5/12/2020 14:17	0.6	0.6	0.6	0.6
89	5/12/2020 14:18	0.6	0.6	0.6	0.6
90	5/12/2020 14:19	0.6	0.6	0.6	0.6
91	5/12/2020 14:20	0.6	0.6	0.6	0.6
92	5/12/2020 14:21	0.6	0.6	0.6	0.6
93	5/12/2020 14:22	0.6	0.6	0.6	0.6
94	5/12/2020 14:23	0.6	0.6	0.6	0.6
95	5/12/2020 14:24	0.6	0.6	0.6	0.6
96	5/12/2020 14:25	0.6	0.6	0.6	0.6
97	5/12/2020 14:26	0.6	0.6	0.6	0.6
98	5/12/2020 14:27	0.6	0.6	0.6	0.6
99	5/12/2020 14:28	0.6	0.6	0.6	0.6
100	5/12/2020 14:29	0.6	0.6	0.6	0.6
101	5/12/2020 14:30	0.6	0.6	0.6	0.6
102	5/12/2020 14:31	0.6	0.6	0.6	0.6
103	5/12/2020 14:32	0.6	0.6	0.6	0.6
104	5/12/2020 14:33	0.6	0.6	0.6	0.6
105	5/12/2020 14:34	0.6	0.6	0.6	0.6
106	5/12/2020 14:35	0.6	0.6	0.6	0.6
107	5/12/2020 14:36	0.6	0.6	0.6	0.6
108	5/12/2020 14:37	0.6	0.6	0.6	0.6
109	5/12/2020 14:38	0.6	0.6	0.6	0.6
110	5/12/2020 14:39	0.6	0.6	0.6	0.6
111	5/12/2020 14:40	0.6	0.6	0.6	0.6
112	5/12/2020 14:41	0.6	0.6	0.6	0.6
113	5/12/2020 14:42	0.6	0.6	0.6	0.6
114	5/12/2020 14:43	0.6	0.6	0.6	0.6

	115	5/12/2020 14:44	0.6	0.6	0.6	0.6
	116	5/12/2020 14:45	0.6	0.6	0.6	0.6
	117	5/12/2020 14:46	0.6	0.6	0.6	0.6
	118	5/12/2020 14:47	0.6	0.6	0.6	0.6
	119	5/12/2020 14:48	0.6	0.6	0.6	0.6
	120	5/12/2020 14:49	0.6	0.6	0.6	0.6
	121	5/12/2020 14:50	0.6	0.6	0.6	0.6
	122	5/12/2020 14:51	0.6	0.6	0.6	0.6
	123	5/12/2020 14:52	0.6	0.6	0.6	0.6
	124	5/12/2020 14:53	0.6	0.6	0.6	0.6
	125	5/12/2020 14:54	0.6	0.6	0.6	0.6
	126	5/12/2020 14:55	0.1	0.6	0.6	0.1
	127	5/12/2020 14:56	0	0	0.1	0
	128	5/12/2020 14:57	0	0	0	0
Peak			0.7	0.7	0.7	0.7
Min			0	0	0	0
Average			0.6	0.6	0.6	0.6

****

TWA/STEL

Index	Date/Time	PID(ppm) (TWA)	PID(ppm) (STEL)
1	5/12/2020 12:50	0	---
2	5/12/2020 12:51	0	---
3	5/12/2020 12:52	0	---
4	5/12/2020 12:53	0	---
5	5/12/2020 12:54	0	---
6	5/12/2020 12:55	0	---
7	5/12/2020 12:56	0	---
8	5/12/2020 12:57	0	---
9	5/12/2020 12:58	0	---
10	5/12/2020 12:59	0	---
11	5/12/2020 13:00	0	---
12	5/12/2020 13:01	0	---
13	5/12/2020 13:02	0	---
14	5/12/2020 13:03	0	---
15	5/12/2020 13:04	0	0.4
16	5/12/2020 13:05	0	0.4
17	5/12/2020 13:06	0	0.5
18	5/12/2020 13:07	0	0.5
19	5/12/2020 13:08	0	0.5
20	5/12/2020 13:09	0	0.5
21	5/12/2020 13:10	0	0.5
22	5/12/2020 13:11	0	0.6

23	5/12/2020 13:12	0	0.6
24	5/12/2020 13:13	0	0.6
25	5/12/2020 13:14	0	0.6
26	5/12/2020 13:15	0	0.6
27	5/12/2020 13:16	0	0.6
28	5/12/2020 13:17	0	0.6
29	5/12/2020 13:18	0	0.6
30	5/12/2020 13:19	0	0.6
31	5/12/2020 13:20	0	0.6
32	5/12/2020 13:21	0	0.6
33	5/12/2020 13:22	0	0.6
34	5/12/2020 13:23	0	0.6
35	5/12/2020 13:24	0	0.6
36	5/12/2020 13:25	0	0.6
37	5/12/2020 13:26	0	0.6
38	5/12/2020 13:27	0	0.6
39	5/12/2020 13:28	0	0.6
40	5/12/2020 13:29	0	0.6
41	5/12/2020 13:30	0	0.6
42	5/12/2020 13:31	0	0.6
43	5/12/2020 13:32	0	0.6
44	5/12/2020 13:33	0	0.6
45	5/12/2020 13:34	0	0.6
46	5/12/2020 13:35	0.1	0.6
47	5/12/2020 13:36	0.1	0.6
48	5/12/2020 13:37	0.1	0.6
49	5/12/2020 13:38	0.1	0.6
50	5/12/2020 13:39	0.1	0.6
51	5/12/2020 13:40	0.1	0.6
52	5/12/2020 13:41	0.1	0.6
53	5/12/2020 13:42	0.1	0.6
54	5/12/2020 13:43	0.1	0.6
55	5/12/2020 13:44	0.1	0.6
56	5/12/2020 13:45	0.1	0.6
57	5/12/2020 13:46	0.1	0.6
58	5/12/2020 13:47	0.1	0.7
59	5/12/2020 13:48	0.1	0.7
60	5/12/2020 13:49	0.1	0.7
61	5/12/2020 13:50	0.1	0.7
62	5/12/2020 13:51	0.1	0.7
63	5/12/2020 13:52	0.1	0.7
64	5/12/2020 13:53	0.1	0.7
65	5/12/2020 13:54	0.1	0.7
66	5/12/2020 13:55	0.1	0.7

67	5/12/2020 13:56	0.1	0.7
68	5/12/2020 13:57	0.1	0.7
69	5/12/2020 13:58	0.1	0.7
70	5/12/2020 13:59	0.1	0.7
71	5/12/2020 14:00	0.1	0.7
72	5/12/2020 14:01	0.1	0.7
73	5/12/2020 14:02	0.1	0.7
74	5/12/2020 14:03	0.1	0.7
75	5/12/2020 14:04	0.1	0.7
76	5/12/2020 14:05	0.1	0.7
77	5/12/2020 14:06	0.1	0.7
78	5/12/2020 14:07	0.1	0.7
79	5/12/2020 14:08	0.1	0.7
80	5/12/2020 14:09	0.1	0.7
81	5/12/2020 14:10	0.1	0.7
82	5/12/2020 14:11	0.1	0.7
83	5/12/2020 14:12	0.1	0.7
84	5/12/2020 14:13	0.1	0.7
85	5/12/2020 14:14	0.1	0.7
86	5/12/2020 14:15	0.1	0.7
87	5/12/2020 14:16	0.1	0.7
88	5/12/2020 14:17	0.1	0.7
89	5/12/2020 14:18	0.1	0.7
90	5/12/2020 14:19	0.1	0.7
91	5/12/2020 14:20	0.1	0.7
92	5/12/2020 14:21	0.1	0.7
93	5/12/2020 14:22	0.1	0.7
94	5/12/2020 14:23	0.1	0.7
95	5/12/2020 14:24	0.1	0.7
96	5/12/2020 14:25	0.1	0.7
97	5/12/2020 14:26	0.1	0.7
98	5/12/2020 14:27	0.1	0.6
99	5/12/2020 14:28	0.1	0.6
100	5/12/2020 14:29	0.1	0.6
101	5/12/2020 14:30	0.1	0.6
102	5/12/2020 14:31	0.1	0.6
103	5/12/2020 14:32	0.1	0.6
104	5/12/2020 14:33	0.1	0.6
105	5/12/2020 14:34	0.1	0.6
106	5/12/2020 14:35	0.1	0.6
107	5/12/2020 14:36	0.1	0.6
108	5/12/2020 14:37	0.1	0.6
109	5/12/2020 14:38	0.1	0.6
110	5/12/2020 14:39	0.1	0.6

111	5/12/2020 14:40	0.1	0.6
112	5/12/2020 14:41	0.1	0.6
113	5/12/2020 14:42	0.1	0.6
114	5/12/2020 14:43	0.1	0.6
115	5/12/2020 14:44	0.1	0.6
116	5/12/2020 14:45	0.1	0.6
117	5/12/2020 14:46	0.1	0.6
118	5/12/2020 14:47	0.1	0.6
119	5/12/2020 14:48	0.1	0.6
120	5/12/2020 14:49	0.1	0.6
121	5/12/2020 14:50	0.2	0.6
122	5/12/2020 14:51	0.2	0.6
123	5/12/2020 14:52	0.2	0.6
124	5/12/2020 14:53	0.2	0.6
125	5/12/2020 14:54	0.2	0.6
126	5/12/2020 14:55	0.2	0.6
127	5/12/2020 14:56	0.2	0.6
128	5/12/2020 14:57	0.2	0.5

==========

20/05/12 12:56

****

Summary

Unit Name	MiniRAE 3000 +(PGM-7320)
Unit SN	592-927136
Unit Firmware Ver	V2.20

Running Mode	Hygiene Mode
Datalog Mode	Manual
Diagnostic Mode	No
Stop Reason	Power Down

Site ID	RAE00000
User ID	USER0000

Begin	5/12/2020 12:56
End	5/12/2020 15:03
Sample Period(s)	60
Number of Records	126

Sensor	PID(ppm)
Sensor SN	S023030010W2
Measure Type	Min; Avg; Max; Real
Span	100
Span 2	1000
Low Alarm	50
High Alarm	100
Over Alarm	15000
STEL Alarm	25
TWA Alarm	10
Measurement Gas	Isobutylene
Calibration Time	5/12/2020 6:10
Peak	109.9
Min	0
Average	100.8

****

Datalog

Index	Date/Time	PID(ppm) (Min)	PID(ppm) (Avg)	PID(ppm) (Max)	PID(ppm) (Real)
1	5/12/2020 12:57	0	0	0	0
2	5/12/2020 12:58	0	0	0	0
3	5/12/2020 12:59	0	0	0	0

4	5/12/2020 13:00	0	0	0	0
5	5/12/2020 13:01	0	0	0	0
6	5/12/2020 13:02	0	0	0	0
7	5/12/2020 13:03	0	0	0	0
8	5/12/2020 13:04	0	0	0	0
9	5/12/2020 13:05	0	0	0	0
10	5/12/2020 13:06	0	0	0	0
11	5/12/2020 13:07	0	0	0	0
12	5/12/2020 13:08	0	0	0	0
13	5/12/2020 13:09	0	0	0	0
14	5/12/2020 13:10	0	0	0	0
15	5/12/2020 13:11	0	0	0	0
16	5/12/2020 13:12	0	0	0	0
17	5/12/2020 13:13	0	0	0	0
18	5/12/2020 13:14	0	0	0	0
19	5/12/2020 13:15	0	0	0	0
20	5/12/2020 13:16	0	0	0	0
21	5/12/2020 13:17	0	0	0	0
22	5/12/2020 13:18	0	0	0	0
23	5/12/2020 13:19	0	0	0	0
24	5/12/2020 13:20	0	0	0	0
25	5/12/2020 13:21	0	0	0	0
26	5/12/2020 13:22	0	0	0	0
27	5/12/2020 13:23	0	0	0	0
28	5/12/2020 13:24	0	0	0	0
29	5/12/2020 13:25	0	0	0	0
30	5/12/2020 13:26	0	0	0	0
31	5/12/2020 13:27	0	0	0	0
32	5/12/2020 13:28	0	0	0	0
33	5/12/2020 13:29	0	0	0	0
34	5/12/2020 13:30	0	0	0	0
35	5/12/2020 13:31	0	0	0	0
36	5/12/2020 13:32	0	0	0	0
37	5/12/2020 13:33	0	0	0	0
38	5/12/2020 13:34	0	0	0	0
39	5/12/2020 13:35	0	0	0	0
40	5/12/2020 13:36	0	0	0	0
41	5/12/2020 13:37	0	0	0	0
42	5/12/2020 13:38	0	0	0	0
43	5/12/2020 13:39	0	0	0	0
44	5/12/2020 13:40	0	0	0	0
45	5/12/2020 13:41	0	0	0	0
46	5/12/2020 13:42	0	0	0	0
47	5/12/2020 13:43	0	0	0	0

48	5/12/2020 13:44	0	0	0	0
49	5/12/2020 13:45	0	0	0	0
50	5/12/2020 13:46	0	0	0	0
51	5/12/2020 13:47	0	0	0	0
52	5/12/2020 13:48	0	0	0	0
53	5/12/2020 13:49	0	0	0	0
54	5/12/2020 13:50	0	0	0	0
55	5/12/2020 13:51	0	0	0	0
56	5/12/2020 13:52	0	0	0	0
57	5/12/2020 13:53	0	0	0	0
58	5/12/2020 13:54	0	0	0	0
59	5/12/2020 13:55	0	0	0	0
60	5/12/2020 13:56	0	0	0	0
61	5/12/2020 13:57	0	0	0	0
62	5/12/2020 13:58	0	0	0	0
63	5/12/2020 13:59	0	0	0	0
64	5/12/2020 14:00	0	0	0	0
65	5/12/2020 14:01	0	0	0	0
66	5/12/2020 14:02	0	0	0	0
67	5/12/2020 14:03	0	0	0	0
68	5/12/2020 14:04	0	0	0	0
69	5/12/2020 14:05	0	0	0	0
70	5/12/2020 14:06	0	0	0	0
71	5/12/2020 14:07	0	0	0	0
72	5/12/2020 14:08	0	0	0	0
73	5/12/2020 14:09	0	0	0	0
74	5/12/2020 14:10	0	0	0	0
75	5/12/2020 14:11	0	0	0	0
76	5/12/2020 14:12	0	0	0	0
77	5/12/2020 14:13	0	0	0	0
78	5/12/2020 14:14	0	0	0	0
79	5/12/2020 14:15	0	0	0	0
80	5/12/2020 14:16	0	0	0	0
81	5/12/2020 14:17	0	0	0	0
82	5/12/2020 14:18	0	0	0	0
83	5/12/2020 14:19	0	0	0	0
84	5/12/2020 14:20	0	0	0	0
85	5/12/2020 14:21	0	0	0	0
86	5/12/2020 14:22	0	0	0	0
87	5/12/2020 14:23	0	0	0	0
88	5/12/2020 14:24	0	0	0	0
89	5/12/2020 14:25	0	0	0	0
90	5/12/2020 14:26	0	0	0	0
91	5/12/2020 14:27	0	0	0	0

92	5/12/2020 14:28	0	0	0	0
93	5/12/2020 14:29	0	0	0	0
94	5/12/2020 14:30	0	0	0	0
95	5/12/2020 14:31	0	0	0	0
96	5/12/2020 14:32	0	0	0	0
97	5/12/2020 14:33	0	0	0	0
98	5/12/2020 14:34	0	0	0	0
99	5/12/2020 14:35	0	0	0	0
100	5/12/2020 14:36	0	0	0	0
101	5/12/2020 14:37	0	0	0	0
102	5/12/2020 14:38	0	0	0	0
103	5/12/2020 14:39	0	0	0	0
104	5/12/2020 14:40	0	0	0	0
105	5/12/2020 14:41	0	0	0	0
106	5/12/2020 14:42	0	0	0	0
107	5/12/2020 14:43	0	0	0	0
108	5/12/2020 14:44	0	0	0	0
109	5/12/2020 14:45	0	0	0	0
110	5/12/2020 14:46	0	0	0	0
111	5/12/2020 14:47	0	0	0	0
112	5/12/2020 14:48	0	0	0	0
113	5/12/2020 14:49	0	0	0	0
114	5/12/2020 14:50	0	0	0	0
115	5/12/2020 14:51	0	0	0	0
116	5/12/2020 14:52	0	0	0	0
117	5/12/2020 14:53	0	0	0	0
118	5/12/2020 14:54	0	0	0	0
119	5/12/2020 14:55	0	0	0	0
120	5/12/2020 14:56	0	0	0	0
121	5/12/2020 14:57	0	0	0	0
122	5/12/2020 14:58	0	0	0	0
123	5/12/2020 14:59	0	0	0	0
124	5/12/2020 15:00	0	0	0	0
125	5/12/2020 15:01	0	0	0	0
126	5/12/2020 15:02	0	0	0	0
Peak		0	0	0	0
Min		0	0	0	0
Average		0	0	0	0

****

TWA/STEL

Index	Date/Time	PID(ppm) (TWA)	PID(ppm) (STEL)
1	5/12/2020 12:57	0	---

2	5/12/2020 12:58	0	---
3	5/12/2020 12:59	0	---
4	5/12/2020 13:00	0	---
5	5/12/2020 13:01	0	---
6	5/12/2020 13:02	0	---
7	5/12/2020 13:03	0	---
8	5/12/2020 13:04	0	---
9	5/12/2020 13:05	0	---
10	5/12/2020 13:06	0	---
11	5/12/2020 13:07	0	---
12	5/12/2020 13:08	0	---
13	5/12/2020 13:09	0	---
14	5/12/2020 13:10	0	---
15	5/12/2020 13:11	0	0
16	5/12/2020 13:12	0	0
17	5/12/2020 13:13	0	0
18	5/12/2020 13:14	0	0
19	5/12/2020 13:15	0	0
20	5/12/2020 13:16	0	0
21	5/12/2020 13:17	0	0
22	5/12/2020 13:18	0	0
23	5/12/2020 13:19	0	0
24	5/12/2020 13:20	0	0
25	5/12/2020 13:21	0	0
26	5/12/2020 13:22	0	0
27	5/12/2020 13:23	0	0
28	5/12/2020 13:24	0	0
29	5/12/2020 13:25	0	0
30	5/12/2020 13:26	0	0
31	5/12/2020 13:27	0	0
32	5/12/2020 13:28	0	0
33	5/12/2020 13:29	0	0
34	5/12/2020 13:30	0	0
35	5/12/2020 13:31	0	0
36	5/12/2020 13:32	0	0
37	5/12/2020 13:33	0	0
38	5/12/2020 13:34	0	0
39	5/12/2020 13:35	0	0
40	5/12/2020 13:36	0	0
41	5/12/2020 13:37	0	0
42	5/12/2020 13:38	0	0
43	5/12/2020 13:39	0	0
44	5/12/2020 13:40	0	0
45	5/12/2020 13:41	0	0

46	5/12/2020 13:42	0	0
47	5/12/2020 13:43	0	0
48	5/12/2020 13:44	0	0
49	5/12/2020 13:45	0	0
50	5/12/2020 13:46	0	0
51	5/12/2020 13:47	0	0
52	5/12/2020 13:48	0	0
53	5/12/2020 13:49	0	0
54	5/12/2020 13:50	0	0
55	5/12/2020 13:51	0	0
56	5/12/2020 13:52	0	0
57	5/12/2020 13:53	0	0
58	5/12/2020 13:54	0	0
59	5/12/2020 13:55	0	0
60	5/12/2020 13:56	0	0
61	5/12/2020 13:57	0	0
62	5/12/2020 13:58	0	0
63	5/12/2020 13:59	0	0
64	5/12/2020 14:00	0	0
65	5/12/2020 14:01	0	0
66	5/12/2020 14:02	0	0
67	5/12/2020 14:03	0	0
68	5/12/2020 14:04	0	0
69	5/12/2020 14:05	0	0
70	5/12/2020 14:06	0	0
71	5/12/2020 14:07	0	0
72	5/12/2020 14:08	0	0
73	5/12/2020 14:09	0	0
74	5/12/2020 14:10	0	0
75	5/12/2020 14:11	0	0
76	5/12/2020 14:12	0	0
77	5/12/2020 14:13	0	0
78	5/12/2020 14:14	0	0
79	5/12/2020 14:15	0	0
80	5/12/2020 14:16	0	0
81	5/12/2020 14:17	0	0
82	5/12/2020 14:18	0	0
83	5/12/2020 14:19	0	0
84	5/12/2020 14:20	0	0
85	5/12/2020 14:21	0	0
86	5/12/2020 14:22	0	0
87	5/12/2020 14:23	0	0
88	5/12/2020 14:24	0	0
89	5/12/2020 14:25	0	0

90	5/12/2020 14:26	0	0
91	5/12/2020 14:27	0	0
92	5/12/2020 14:28	0	0
93	5/12/2020 14:29	0	0
94	5/12/2020 14:30	0	0
95	5/12/2020 14:31	0	0
96	5/12/2020 14:32	0	0
97	5/12/2020 14:33	0	0
98	5/12/2020 14:34	0	0
99	5/12/2020 14:35	0	0
100	5/12/2020 14:36	0	0
101	5/12/2020 14:37	0	0
102	5/12/2020 14:38	0	0
103	5/12/2020 14:39	0	0
104	5/12/2020 14:40	0	0
105	5/12/2020 14:41	0	0
106	5/12/2020 14:42	0	0
107	5/12/2020 14:43	0	0
108	5/12/2020 14:44	0	0
109	5/12/2020 14:45	0	0
110	5/12/2020 14:46	0	0
111	5/12/2020 14:47	0	0
112	5/12/2020 14:48	0	0
113	5/12/2020 14:49	0	0
114	5/12/2020 14:50	0	0
115	5/12/2020 14:51	0	0
116	5/12/2020 14:52	0	0
117	5/12/2020 14:53	0	0
118	5/12/2020 14:54	0	0
119	5/12/2020 14:55	0	0
120	5/12/2020 14:56	0	0
121	5/12/2020 14:57	0	0
122	5/12/2020 14:58	0	0
123	5/12/2020 14:59	0	0
124	5/12/2020 15:00	0	0
125	5/12/2020 15:01	0	0
126	5/12/2020 15:02	0	0

==========

Instrument Name	DustTrak II
Model Number	8530
Serial Number	8530113809
Firmware Version	3.4
Calibration Date	9/14/2015
Test Name	MANUAL_003
Test Start Time	10:22:00 PM
Test Start Date	1/2/2000
Test Length [D:H:M]	0:05:31
Test Interval [M:S]	1:00
Mass Average [mg/m3]	0.005
Mass Minimum [mg/m3]	0.003
Mass Maximum [mg/m3]	0.042
Mass TWA [mg/m3]	0.003
Photometric User Cal	0.86
Flow User Cal	0
Errors	
Number of Samples	331

Elapsed Time [s]	Mass [mg/m3]	Alarms	Errors
60	0.015		
120	0.012		
180	0.006		
240	0.005		
300	0.004		
360	0.004		
420	0.004		
480	0.004		
540	0.003		
600	0.003		
660	0.003		
720	0.003		
780	0.003		
840	0.003		
900	0.003		
960	0.003		
1020	0.003		
1080	0.003		
1140	0.003		
1200	0.003		
1260	0.003		
1320	0.003		
1380	0.003		
1440	0.003		

1500	0.003
1560	0.003
1620	0.003
1680	0.003
1740	0.003
1800	0.003
1860	0.003
1920	0.003
1980	0.003
2040	0.003
2100	0.003
2160	0.003
2220	0.003
2280	0.003
2340	0.003
2400	0.003
2460	0.042
2520	0.019
2580	0.011
2640	0.009
2700	0.007
2760	0.006
2820	0.006
2880	0.005
2940	0.005
3000	0.004
3060	0.004
3120	0.004
3180	0.004
3240	0.004
3300	0.004
3360	0.004
3420	0.004
3480	0.004
3540	0.004
3600	0.004
3660	0.004
3720	0.004
3780	0.004
3840	0.004
3900	0.004
3960	0.004
4020	0.004
4080	0.004

4140	0.004
4200	0.004
4260	0.004
4320	0.004
4380	0.004
4440	0.004
4500	0.004
4560	0.004
4620	0.004
4680	0.004
4740	0.004
4800	0.004
4860	0.004
4920	0.004
4980	0.004
5040	0.004
5100	0.004
5160	0.004
5220	0.004
5280	0.004
5340	0.004
5400	0.004
5460	0.004
5520	0.004
5580	0.004
5640	0.004
5700	0.004
5760	0.004
5820	0.004
5880	0.004
5940	0.004
6000	0.004
6060	0.004
6120	0.004
6180	0.004
6240	0.004
6300	0.004
6360	0.004
6420	0.004
6480	0.004
6540	0.004
6600	0.004
6660	0.004
6720	0.004

6780	0.004
6840	0.005
6900	0.005
6960	0.005
7020	0.005
7080	0.005
7140	0.005
7200	0.005
7260	0.005
7320	0.005
7380	0.005
7440	0.004
7500	0.005
7560	0.005
7620	0.004
7680	0.004
7740	0.004
7800	0.004
7860	0.004
7920	0.004
7980	0.005
8040	0.005
8100	0.005
8160	0.004
8220	0.005
8280	0.005
8340	0.004
8400	0.004
8460	0.005
8520	0.005
8580	0.005
8640	0.005
8700	0.005
8760	0.005
8820	0.005
8880	0.005
8940	0.005
9000	0.005
9060	0.005
9120	0.005
9180	0.005
9240	0.005
9300	0.005
9360	0.005

9420	0.005
9480	0.005
9540	0.005
9600	0.005
9660	0.005
9720	0.005
9780	0.005
9840	0.005
9900	0.005
9960	0.005
10020	0.005
10080	0.005
10140	0.005
10200	0.005
10260	0.005
10320	0.005
10380	0.005
10440	0.005
10500	0.006
10560	0.005
10620	0.005
10680	0.005
10740	0.005
10800	0.005
10860	0.005
10920	0.005
10980	0.005
11040	0.005
11100	0.005
11160	0.005
11220	0.005
11280	0.005
11340	0.005
11400	0.005
11460	0.005
11520	0.005
11580	0.005
11640	0.005
11700	0.005
11760	0.005
11820	0.005
11880	0.005
11940	0.005
12000	0.005

12060	0.005
12120	0.005
12180	0.005
12240	0.005
12300	0.005
12360	0.005
12420	0.005
12480	0.005
12540	0.004
12600	0.005
12660	0.005
12720	0.005
12780	0.004
12840	0.004
12900	0.005
12960	0.005
13020	0.005
13080	0.005
13140	0.005
13200	0.005
13260	0.005
13320	0.005
13380	0.005
13440	0.005
13500	0.005
13560	0.005
13620	0.004
13680	0.005
13740	0.005
13800	0.005
13860	0.005
13920	0.005
13980	0.005
14040	0.005
14100	0.005
14160	0.005
14220	0.005
14280	0.005
14340	0.005
14400	0.005
14460	0.005
14520	0.005
14580	0.005
14640	0.005

14700	0.005
14760	0.005
14820	0.005
14880	0.005
14940	0.005
15000	0.005
15060	0.005
15120	0.005
15180	0.005
15240	0.005
15300	0.005
15360	0.005
15420	0.005
15480	0.005
15540	0.005
15600	0.005
15660	0.005
15720	0.005
15780	0.005
15840	0.005
15900	0.005
15960	0.005
16020	0.005
16080	0.005
16140	0.005
16200	0.005
16260	0.005
16320	0.005
16380	0.005
16440	0.005
16500	0.005
16560	0.005
16620	0.005
16680	0.005
16740	0.005
16800	0.005
16860	0.005
16920	0.005
16980	0.005
17040	0.005
17100	0.005
17160	0.005
17220	0.005
17280	0.005

17340	0.005
17400	0.005
17460	0.005
17520	0.005
17580	0.005
17640	0.005
17700	0.006
17760	0.005
17820	0.005
17880	0.006
17940	0.006
18000	0.006
18060	0.006
18120	0.006
18180	0.006
18240	0.006
18300	0.006
18360	0.006
18420	0.006
18480	0.006
18540	0.006
18600	0.006
18660	0.006
18720	0.006
18780	0.006
18840	0.006
18900	0.006
18960	0.006
19020	0.006
19080	0.006
19140	0.006
19200	0.006
19260	0.006
19320	0.006
19380	0.006
19440	0.006
19500	0.006
19560	0.006
19620	0.006
19680	0.006
19740	0.006
19800	0.006
19860	0.006

Instrument Name	DustTrak II
Model Number	8530
Serial Number	8530113809
Firmware Version	3.4
Calibration Date	9/14/2015
Test Name	MANUAL_004
Test Start Time	2:06:16 AM
Test Start Date	1/7/2000
Test Length [D:H:M]	0:03:45
Test Interval [M:S]	1:00
Mass Average [mg/m3]	0.003
Mass Minimum [mg/m3]	0
Mass Maximum [mg/m3]	0.017
Mass TWA [mg/m3]	0.001
Photometric User Cal	0.86
Flow User Cal	0
Errors	
Number of Samples	225

Elapsed Time [s]	Mass [mg/m3]	Alarms	Errors
60	0.017		
120	0.001		
180	0		
240	0		
300	0.002		
360	0		
420	0.001		
480	0.005		
540	0.001		
600	0.002		
660	0.003		
720	0		
780	0		
840	0		
900	0		
960	0		
1020	0		
1080	0		
1140	0		
1200	0		
1260	0		
1320	0		
1380	0		
1440	0		

1500	0
1560	0
1620	0
1680	0
1740	0
1800	0
1860	0
1920	0
1980	0
2040	0
2100	0.001
2160	0.001
2220	0.001
2280	0.001
2340	0.001
2400	0.001
2460	0.001
2520	0.001
2580	0.001
2640	0.002
2700	0.001
2760	0.002
2820	0.001
2880	0.001
2940	0.001
3000	0.001
3060	0.002
3120	0.003
3180	0.003
3240	0.002
3300	0.002
3360	0.001
3420	0.001
3480	0.002
3540	0.001
3600	0.002
3660	0.002
3720	0.002
3780	0.001
3840	0.001
3900	0.001
3960	0.001
4020	0.001
4080	0.001

4140	0.001
4200	0.001
4260	0.002
4320	0.001
4380	0.002
4440	0.001
4500	0.001
4560	0.001
4620	0.002
4680	0.001
4740	0.002
4800	0.003
4860	0.001
4920	0.001
4980	0.001
5040	0.011
5100	0.002
5160	0.002
5220	0.001
5280	0.002
5340	0.004
5400	0.006
5460	0.002
5520	0.002
5580	0.002
5640	0.002
5700	0.002
5760	0.003
5820	0.002
5880	0.001
5940	0.003
6000	0.004
6060	0.002
6120	0.002
6180	0.002
6240	0.002
6300	0.003
6360	0.002
6420	0.002
6480	0.003
6540	0.003
6600	0.003
6660	0.003
6720	0.003

6780	0.003
6840	0.003
6900	0.004
6960	0.003
7020	0.003
7080	0.003
7140	0.003
7200	0.003
7260	0.004
7320	0.003
7380	0.003
7440	0.003
7500	0.003
7560	0.003
7620	0.002
7680	0.002
7740	0.002
7800	0.002
7860	0.003
7920	0.003
7980	0.003
8040	0.004
8100	0.004
8160	0.003
8220	0.003
8280	0.003
8340	0.003
8400	0.003
8460	0.003
8520	0.003
8580	0.003
8640	0.003
8700	0.003
8760	0.003
8820	0.003
8880	0.003
8940	0.003
9000	0.003
9060	0.004
9120	0.004
9180	0.005
9240	0.005
9300	0.005
9360	0.004

9420	0.006
9480	0.005
9540	0.005
9600	0.004
9660	0.004
9720	0.004
9780	0.005
9840	0.005
9900	0.004
9960	0.004
10020	0.004
10080	0.004
10140	0.005
10200	0.005
10260	0.004
10320	0.004
10380	0.004
10440	0.004
10500	0.004
10560	0.004
10620	0.004
10680	0.004
10740	0.004
10800	0.004
10860	0.004
10920	0.004
10980	0.004
11040	0.004
11100	0.004
11160	0.004
11220	0.004
11280	0.004
11340	0.004
11400	0.004
11460	0.003
11520	0.004
11580	0.003
11640	0.003
11700	0.004
11760	0.004
11820	0.004
11880	0.004
11940	0.004
12000	0.004

12060	0.004
12120	0.004
12180	0.004
12240	0.004
12300	0.004
12360	0.004
12420	0.005
12480	0.004
12540	0.004
12600	0.004
12660	0.004
12720	0.004
12780	0.004
12840	0.004
12900	0.005
12960	0.005
13020	0.007
13080	0.006
13140	0.006
13200	0.006
13260	0.005
13320	0.005
13380	0.005
13440	0.006
13500	0.006

Instrument Name	DustTrak II
Model Number	8530
Serial Number	8530183903
Firmware Version	3.7
Calibration Date	9/26/2018
Test Name	MANUAL_003
Test Start Time	7:23:00 AM
Test Start Date	5/8/2020
Test Length [D:H:M]	0:05:47
Test Interval [M:S]	1:00
Mass Average [mg/m3]	0.017
Mass Minimum [mg/m3]	0.01
Mass Maximum [mg/m3]	0.102
Mass TWA [mg/m3]	0.012
Photometric User Cal	1
Flow User Cal	0
Errors	
Number of Samples	347

Elapsed Time [s]	Mass [mg/m3]	Alarms	Errors
60	0.102		
120	0.011		
180	0.02		
240	0.016		
300	0.014		
360	0.012		
420	0.01		
480	0.012		
540	0.012		
600	0.011		
660	0.01		
720	0.013		
780	0.012		
840	0.011		
900	0.014		
960	0.025		
1020	0.021		
1080	0.01		
1140	0.011		
1200	0.014		
1260	0.013		
1320	0.012		
1380	0.011		
1440	0.011		

1500	0.014
1560	0.019
1620	0.012
1680	0.012
1740	0.011
1800	0.013
1860	0.01
1920	0.014
1980	0.012
2040	0.015
2100	0.012
2160	0.012
2220	0.012
2280	0.011
2340	0.011
2400	0.011
2460	0.01
2520	0.011
2580	0.012
2640	0.013
2700	0.012
2760	0.014
2820	0.013
2880	0.011
2940	0.011
3000	0.011
3060	0.011
3120	0.011
3180	0.012
3240	0.012
3300	0.012
3360	0.013
3420	0.013
3480	0.013
3540	0.011
3600	0.011
3660	0.011
3720	0.011
3780	0.01
3840	0.01
3900	0.011
3960	0.011
4020	0.011
4080	0.011

4140	0.011
4200	0.011
4260	0.011
4320	0.012
4380	0.011
4440	0.011
4500	0.011
4560	0.014
4620	0.013
4680	0.012
4740	0.012
4800	0.015
4860	0.014
4920	0.015
4980	0.024
5040	0.013
5100	0.012
5160	0.012
5220	0.012
5280	0.012
5340	0.012
5400	0.022
5460	0.014
5520	0.015
5580	0.012
5640	0.016
5700	0.014
5760	0.012
5820	0.012
5880	0.033
5940	0.017
6000	0.014
6060	0.012
6120	0.013
6180	0.013
6240	0.013
6300	0.012
6360	0.012
6420	0.014
6480	0.013
6540	0.012
6600	0.012
6660	0.012
6720	0.012

6780	0.017
6840	0.012
6900	0.015
6960	0.012
7020	0.012
7080	0.013
7140	0.012
7200	0.012
7260	0.014
7320	0.013
7380	0.014
7440	0.015
7500	0.013
7560	0.012
7620	0.013
7680	0.013
7740	0.013
7800	0.017
7860	0.014
7920	0.015
7980	0.013
8040	0.045
8100	0.034
8160	0.013
8220	0.014
8280	0.014
8340	0.015
8400	0.013
8460	0.08
8520	0.019
8580	0.018
8640	0.014
8700	0.013
8760	0.013
8820	0.013
8880	0.014
8940	0.014
9000	0.014
9060	0.016
9120	0.026
9180	0.015
9240	0.015
9300	0.014
9360	0.015

9420	0.014
9480	0.017
9540	0.026
9600	0.027
9660	0.016
9720	0.013
9780	0.013
9840	0.013
9900	0.013
9960	0.013
10020	0.02
10080	0.018
10140	0.021
10200	0.019
10260	0.014
10320	0.014
10380	0.015
10440	0.019
10500	0.017
10560	0.037
10620	0.033
10680	0.017
10740	0.018
10800	0.019
10860	0.023
10920	0.016
10980	0.017
11040	0.033
11100	0.017
11160	0.015
11220	0.045
11280	0.015
11340	0.015
11400	0.015
11460	0.015
11520	0.014
11580	0.015
11640	0.015
11700	0.014
11760	0.015
11820	0.015
11880	0.015
11940	0.015
12000	0.015

12060	0.015
12120	0.015
12180	0.015
12240	0.015
12300	0.015
12360	0.015
12420	0.015
12480	0.015
12540	0.017
12600	0.019
12660	0.015
12720	0.017
12780	0.015
12840	0.019
12900	0.021
12960	0.017
13020	0.015
13080	0.015
13140	0.016
13200	0.016
13260	0.016
13320	0.015
13380	0.015
13440	0.015
13500	0.016
13560	0.016
13620	0.016
13680	0.017
13740	0.016
13800	0.02
13860	0.018
13920	0.017
13980	0.016
14040	0.015
14100	0.015
14160	0.015
14220	0.014
14280	0.015
14340	0.015
14400	0.015
14460	0.014
14520	0.014
14580	0.015
14640	0.015

14700	0.015
14760	0.015
14820	0.016
14880	0.016
14940	0.015
15000	0.026
15060	0.019
15120	0.02
15180	0.018
15240	0.017
15300	0.016
15360	0.016
15420	0.016
15480	0.016
15540	0.016
15600	0.016
15660	0.016
15720	0.016
15780	0.017
15840	0.016
15900	0.017
15960	0.017
16020	0.017
16080	0.017
16140	0.017
16200	0.017
16260	0.017
16320	0.017
16380	0.017
16440	0.017
16500	0.017
16560	0.018
16620	0.019
16680	0.02
16740	0.018
16800	0.018
16860	0.018
16920	0.018
16980	0.019
17040	0.018
17100	0.018
17160	0.018
17220	0.018
17280	0.018

17340	0.017
17400	0.018
17460	0.019
17520	0.019
17580	0.019
17640	0.019
17700	0.019
17760	0.02
17820	0.019
17880	0.02
17940	0.02
18000	0.019
18060	0.019
18120	0.02
18180	0.019
18240	0.02
18300	0.019
18360	0.02
18420	0.02
18480	0.019
18540	0.019
18600	0.019
18660	0.019
18720	0.02
18780	0.02
18840	0.02
18900	0.026
18960	0.021
19020	0.019
19080	0.019
19140	0.019
19200	0.021
19260	0.036
19320	0.025
19380	0.023
19440	0.021
19500	0.02
19560	0.022
19620	0.021
19680	0.021
19740	0.021
19800	0.021
19860	0.021
19920	0.021

19980	0.021
20040	0.021
20100	0.021
20160	0.021
20220	0.021
20280	0.02
20340	0.02
20400	0.02
20460	0.022
20520	0.02
20580	0.021
20640	0.021
20700	0.021
20760	0.021
20820	0.052

Instrument Name	DustTrak II
Model Number	8530
Serial Number	8530183903
Firmware Version	3.7
Calibration Date	9/26/2018
Test Name	MANUAL_004
Test Start Time	11:03:34 AM
Test Start Date	5/12/2020
Test Length [D:H:M]	0:03:49
Test Interval [M:S]	1:00
Mass Average [mg/m3]	0.009
Mass Minimum [mg/m3]	0.006
Mass Maximum [mg/m3]	0.023
Mass TWA [mg/m3]	0.004
Photometric User Cal	1
Flow User Cal	0
Errors	
Number of Samples	229

Elapsed Time [s]	Mass [mg/m3]	Alarms	Errors
60	0.009		
120	0.012		
180	0.007		
240	0.006		
300	0.006		
360	0.006		
420	0.006		
480	0.007		

540	0.007
600	0.008
660	0.008
720	0.007
780	0.009
840	0.009
900	0.01
960	0.01
1020	0.008
1080	0.006
1140	0.006
1200	0.006
1260	0.006
1320	0.006
1380	0.007
1440	0.007
1500	0.006
1560	0.006
1620	0.006
1680	0.006
1740	0.006
1800	0.006
1860	0.007
1920	0.007
1980	0.007
2040	0.007
2100	0.007
2160	0.007
2220	0.007
2280	0.007
2340	0.007
2400	0.007
2460	0.007
2520	0.008
2580	0.008
2640	0.007
2700	0.007
2760	0.007
2820	0.007
2880	0.008
2940	0.008
3000	0.008
3060	0.008
3120	0.008

3180	0.007
3240	0.007
3300	0.008
3360	0.008
3420	0.008
3480	0.01
3540	0.008
3600	0.008
3660	0.008
3720	0.008
3780	0.008
3840	0.008
3900	0.008
3960	0.008
4020	0.009
4080	0.008
4140	0.008
4200	0.007
4260	0.008
4320	0.008
4380	0.008
4440	0.008
4500	0.008
4560	0.008
4620	0.008
4680	0.008
4740	0.008
4800	0.008
4860	0.008
4920	0.009
4980	0.008
5040	0.008
5100	0.008
5160	0.008
5220	0.008
5280	0.008
5340	0.008
5400	0.008
5460	0.008
5520	0.008
5580	0.008
5640	0.01
5700	0.013
5760	0.01

5820	0.008
5880	0.008
5940	0.008
6000	0.009
6060	0.009
6120	0.01
6180	0.01
6240	0.009
6300	0.009
6360	0.009
6420	0.009
6480	0.009
6540	0.009
6600	0.009
6660	0.009
6720	0.009
6780	0.009
6840	0.009
6900	0.009
6960	0.009
7020	0.009
7080	0.009
7140	0.009
7200	0.01
7260	0.009
7320	0.009
7380	0.009
7440	0.009
7500	0.009
7560	0.01
7620	0.01
7680	0.01
7740	0.009
7800	0.01
7860	0.01
7920	0.009
7980	0.009
8040	0.009
8100	0.009
8160	0.009
8220	0.009
8280	0.009
8340	0.01
8400	0.01

8460	0.009
8520	0.009
8580	0.009
8640	0.009
8700	0.009
8760	0.009
8820	0.01
8880	0.009
8940	0.009
9000	0.009
9060	0.009
9120	0.009
9180	0.01
9240	0.01
9300	0.013
9360	0.01
9420	0.01
9480	0.011
9540	0.011
9600	0.01
9660	0.01
9720	0.012
9780	0.011
9840	0.01
9900	0.011
9960	0.01
10020	0.01
10080	0.01
10140	0.01
10200	0.01
10260	0.011
10320	0.01
10380	0.01
10440	0.012
10500	0.011
10560	0.011
10620	0.01
10680	0.01
10740	0.01
10800	0.01
10860	0.01
10920	0.01
10980	0.01
11040	0.011

11100	0.01
11160	0.01
11220	0.011
11280	0.01
11340	0.01
11400	0.011
11460	0.011
11520	0.011
11580	0.011
11640	0.01
11700	0.01
11760	0.01
11820	0.011
11880	0.01
11940	0.011
12000	0.011
12060	0.011
12120	0.011
12180	0.011
12240	0.011
12300	0.011
12360	0.011
12420	0.011
12480	0.011
12540	0.011
12600	0.012
12660	0.011
12720	0.012
12780	0.012
12840	0.012
12900	0.011
12960	0.011
13020	0.011
13080	0.011
13140	0.011
13200	0.012
13260	0.012
13320	0.013
13380	0.016
13440	0.013
13500	0.013
13560	0.012
13620	0.012
13680	0.012

13740	0.023

20/05/13 09:32

****

Summary

Unit Name	MiniRAE 3000 +(PGM-7320)
Unit SN	592-927136
Unit Firmware Ver	V2.20

Running Mode	Hygiene Mode
Datalog Mode	Manual
Diagnostic Mode	No
Stop Reason	Power Down

Site ID	RAE00000
User ID	USER0000

Begin	5/13/2020 9:32
End	5/13/2020 14:37
Sample Period(s)	60
Number of Records	305

Sensor	PID(ppm)
Sensor SN	S023030010W2
Measure Type	Min; Avg; Max; Real
Span	100
Span 2	1000
Low Alarm	50
High Alarm	100
Over Alarm	15000
STEL Alarm	25
TWA Alarm	10
Measurement Gas	Isobutylene
Calibration Time	5/13/2020 6:01
Peak	118.7
Min	0
Average	100.2

****

Datalog

Index	Date/Time	PID(ppm) (Min)	PID(ppm) (Avg)	PID(ppm) (Max)	PID(ppm) (Real)
1	5/13/2020 9:33	0	0	0	0
2	5/13/2020 9:34	0	0	0	0
3	5/13/2020 9:35	0	0	0	0

4	5/13/2020 9:36	0	0	0	0
5	5/13/2020 9:37	0	0	0	0
6	5/13/2020 9:38	0	0	0	0
7	5/13/2020 9:39	0	0	0	0
8	5/13/2020 9:40	0	0	0	0
9	5/13/2020 9:41	0	0	0	0
10	5/13/2020 9:42	0	0	0	0
11	5/13/2020 9:43	0	0	0	0
12	5/13/2020 9:44	0	0	0	0
13	5/13/2020 9:45	0	0	0	0
14	5/13/2020 9:46	0	0	0	0
15	5/13/2020 9:47	0	0	0	0
16	5/13/2020 9:48	0	0	0	0
17	5/13/2020 9:49	0	0	0	0
18	5/13/2020 9:50	0	0	0	0
19	5/13/2020 9:51	0	0	0	0
20	5/13/2020 9:52	0	0	0	0
21	5/13/2020 9:53	0	0	0	0
22	5/13/2020 9:54	0	0	0	0
23	5/13/2020 9:55	0	0	0	0
24	5/13/2020 9:56	0	0	0	0
25	5/13/2020 9:57	0	0	0	0
26	5/13/2020 9:58	0	0	0	0
27	5/13/2020 9:59	0	0	0	0
28	5/13/2020 10:00	0	0	0	0
29	5/13/2020 10:01	0	0	0	0
30	5/13/2020 10:02	0	0	0	0
31	5/13/2020 10:03	0	0	0	0
32	5/13/2020 10:04	0	0	0	0
33	5/13/2020 10:05	0	0	0	0
34	5/13/2020 10:06	0	0	0	0
35	5/13/2020 10:07	0	0	0	0
36	5/13/2020 10:08	0	0	0	0
37	5/13/2020 10:09	0	0	0	0
38	5/13/2020 10:10	0	0	0	0
39	5/13/2020 10:11	0	0	0	0
40	5/13/2020 10:12	0	0	0	0
41	5/13/2020 10:13	0	0	0	0
42	5/13/2020 10:14	0	0	0	0
43	5/13/2020 10:15	0	0	0	0
44	5/13/2020 10:16	0	0	0	0
45	5/13/2020 10:17	0	0	0	0
46	5/13/2020 10:18	0	0	0	0
47	5/13/2020 10:19	0	0	0	0

48	5/13/2020 10:20	0	0	0	0
49	5/13/2020 10:21	0	0	0	0
50	5/13/2020 10:22	0	0	0	0
51	5/13/2020 10:23	0	0	0	0
52	5/13/2020 10:24	0	0	0	0
53	5/13/2020 10:25	0	0	0	0
54	5/13/2020 10:26	0	0	0	0
55	5/13/2020 10:27	0	0	0	0
56	5/13/2020 10:28	0	0	0	0
57	5/13/2020 10:29	0	0	0	0
58	5/13/2020 10:30	0	0	0	0
59	5/13/2020 10:31	0	0	0	0
60	5/13/2020 10:32	0	0	0	0
61	5/13/2020 10:33	0	0	0	0
62	5/13/2020 10:34	0	0	0	0
63	5/13/2020 10:35	0	0	0	0
64	5/13/2020 10:36	0	0	0	0
65	5/13/2020 10:37	0	0	0	0
66	5/13/2020 10:38	0	0	0	0
67	5/13/2020 10:39	0	0	0	0
68	5/13/2020 10:40	0	0	0	0
69	5/13/2020 10:41	0	0	0	0
70	5/13/2020 10:42	0	0	0	0
71	5/13/2020 10:43	0	0	0	0
72	5/13/2020 10:44	0	0	0	0
73	5/13/2020 10:45	0	0	0	0
74	5/13/2020 10:46	0	0	0	0
75	5/13/2020 10:47	0	0	0	0
76	5/13/2020 10:48	0	0	0	0
77	5/13/2020 10:49	0	0	0	0
78	5/13/2020 10:50	0	0	0	0
79	5/13/2020 10:51	0	0	0	0
80	5/13/2020 10:52	0	0	0	0
81	5/13/2020 10:53	0	0	0	0
82	5/13/2020 10:54	0	0	0	0
83	5/13/2020 10:55	0	0	0	0
84	5/13/2020 10:56	0	0	0	0
85	5/13/2020 10:57	0	0	0	0
86	5/13/2020 10:58	0	0	0	0
87	5/13/2020 10:59	0	0	0	0
88	5/13/2020 11:00	0	0	0	0
89	5/13/2020 11:01	0	0	0	0
90	5/13/2020 11:02	0	0	0	0
91	5/13/2020 11:03	0	0	0	0

92	5/13/2020 11:04	0	0	0	0
93	5/13/2020 11:05	0	0	0	0
94	5/13/2020 11:06	0	0	0	0
95	5/13/2020 11:07	0	0	0	0
96	5/13/2020 11:08	0	0	0	0
97	5/13/2020 11:09	0	0	0	0
98	5/13/2020 11:10	0	0	0	0
99	5/13/2020 11:11	0	0	0	0
100	5/13/2020 11:12	0	0	0	0
101	5/13/2020 11:13	0	0	0	0
102	5/13/2020 11:14	0	0	0	0
103	5/13/2020 11:15	0	0	0	0
104	5/13/2020 11:16	0	0	0	0
105	5/13/2020 11:17	0	0	0	0
106	5/13/2020 11:18	0	0	0	0
107	5/13/2020 11:19	0	0	0	0
108	5/13/2020 11:20	0	0	0	0
109	5/13/2020 11:21	0	0	0	0
110	5/13/2020 11:22	0	0	0	0
111	5/13/2020 11:23	0	0	0	0
112	5/13/2020 11:24	0	0	0	0
113	5/13/2020 11:25	0	0	0	0
114	5/13/2020 11:26	0	0	0	0
115	5/13/2020 11:27	0	0	0	0
116	5/13/2020 11:28	0	0	0	0
117	5/13/2020 11:29	0	0	0	0
118	5/13/2020 11:30	0	0	0	0
119	5/13/2020 11:31	0	0	0	0
120	5/13/2020 11:32	0	0	0	0
121	5/13/2020 11:33	0	0	0	0
122	5/13/2020 11:34	0	0	0	0
123	5/13/2020 11:35	0	0	0	0
124	5/13/2020 11:36	0	0	0	0
125	5/13/2020 11:37	0	0	0	0
126	5/13/2020 11:38	0	0	0	0
127	5/13/2020 11:39	0	0	0	0
128	5/13/2020 11:40	0	0	0	0
129	5/13/2020 11:41	0	0	0	0
130	5/13/2020 11:42	0	0	0	0
131	5/13/2020 11:43	0	0	0	0
132	5/13/2020 11:44	0	0	0	0
133	5/13/2020 11:45	0	0	0	0
134	5/13/2020 11:46	0	0	0	0
135	5/13/2020 11:47	0	0	0	0

136	5/13/2020 11:48	0	0	0	0
137	5/13/2020 11:49	0	0	0	0
138	5/13/2020 11:50	0	0	0	0
139	5/13/2020 11:51	0	0	0	0
140	5/13/2020 11:52	0	0	0	0
141	5/13/2020 11:53	0	0	0	0
142	5/13/2020 11:54	0	0	0	0
143	5/13/2020 11:55	0	0	0	0
144	5/13/2020 11:56	0	0	0	0
145	5/13/2020 11:57	0	0	0	0
146	5/13/2020 11:58	0	0	0	0
147	5/13/2020 11:59	0	0	0	0
148	5/13/2020 12:00	0	0	0	0
149	5/13/2020 12:01	0	0	0	0
150	5/13/2020 12:02	0	0	0	0
151	5/13/2020 12:03	0	0	0	0
152	5/13/2020 12:04	0	0	0	0
153	5/13/2020 12:05	0	0	0	0
154	5/13/2020 12:06	0	0	0	0
155	5/13/2020 12:07	0	0	0	0
156	5/13/2020 12:08	0	0	0	0
157	5/13/2020 12:09	0	0	0	0
158	5/13/2020 12:10	0	0	0	0
159	5/13/2020 12:11	0	0	0	0
160	5/13/2020 12:12	0	0	0	0
161	5/13/2020 12:13	0	0	0	0
162	5/13/2020 12:14	0	0	0	0
163	5/13/2020 12:15	0	0	0	0
164	5/13/2020 12:16	0	0	0	0
165	5/13/2020 12:17	0	0	0	0
166	5/13/2020 12:18	0	0	0	0
167	5/13/2020 12:19	0	0	0	0
168	5/13/2020 12:20	0	0	0	0
169	5/13/2020 12:21	0	0	0	0
170	5/13/2020 12:22	0	0	0	0
171	5/13/2020 12:23	0	0	0	0
172	5/13/2020 12:24	0	0	0	0
173	5/13/2020 12:25	0	0	0	0
174	5/13/2020 12:26	0	0	0	0
175	5/13/2020 12:27	0	0	0	0
176	5/13/2020 12:28	0	0	0	0
177	5/13/2020 12:29	0	0	0	0
178	5/13/2020 12:30	0	0	0	0
179	5/13/2020 12:31	0	0	0	0

180	5/13/2020 12:32	0	0	0	0
181	5/13/2020 12:33	0	0	0	0
182	5/13/2020 12:34	0	0	0	0
183	5/13/2020 12:35	0	0	0	0
184	5/13/2020 12:36	0	0	0	0
185	5/13/2020 12:37	0	0	0	0
186	5/13/2020 12:38	0	0	0	0
187	5/13/2020 12:39	0	0	0	0
188	5/13/2020 12:40	0	0	0	0
189	5/13/2020 12:41	0	0	0	0
190	5/13/2020 12:42	0	0	0	0
191	5/13/2020 12:43	0	0	0	0
192	5/13/2020 12:44	0	0	0	0
193	5/13/2020 12:45	0	0	0	0
194	5/13/2020 12:46	0	0	0	0
195	5/13/2020 12:47	0	0	0	0
196	5/13/2020 12:48	0	0	0	0
197	5/13/2020 12:49	0	0	0	0
198	5/13/2020 12:50	0	0	0	0
199	5/13/2020 12:51	0	0	0	0
200	5/13/2020 12:52	0	0	0	0
201	5/13/2020 12:53	0	0	0	0
202	5/13/2020 12:54	0	0	0	0
203	5/13/2020 12:55	0	0	0	0
204	5/13/2020 12:56	0	0	0	0
205	5/13/2020 12:57	0	0	0	0
206	5/13/2020 12:58	0	0	0	0
207	5/13/2020 12:59	0	0	0	0
208	5/13/2020 13:00	0	0	0	0
209	5/13/2020 13:01	0	0	0	0
210	5/13/2020 13:02	0	0	0	0
211	5/13/2020 13:03	0	0	0	0
212	5/13/2020 13:04	0	0	0	0
213	5/13/2020 13:05	0	0	0	0
214	5/13/2020 13:06	0	0	0	0
215	5/13/2020 13:07	0	0	0	0
216	5/13/2020 13:08	0	0	0	0
217	5/13/2020 13:09	0	0	0	0
218	5/13/2020 13:10	0	0	0	0
219	5/13/2020 13:11	0	0	0	0
220	5/13/2020 13:12	0	0	0	0
221	5/13/2020 13:13	0	0	0	0
222	5/13/2020 13:14	0	0	0	0
223	5/13/2020 13:15	0	0	0	0

224	5/13/2020 13:16	0	0	0	0
225	5/13/2020 13:17	0	0	0	0
226	5/13/2020 13:18	0	0	0	0
227	5/13/2020 13:19	0	0	0	0
228	5/13/2020 13:20	0	0	0	0
229	5/13/2020 13:21	0	0	0	0
230	5/13/2020 13:22	0	0	0	0
231	5/13/2020 13:23	0	0	0	0
232	5/13/2020 13:24	0	0	0	0
233	5/13/2020 13:25	0	0	0	0
234	5/13/2020 13:26	0	0	0	0
235	5/13/2020 13:27	0	0	0	0
236	5/13/2020 13:28	0	0	0	0
237	5/13/2020 13:29	0	0	0	0
238	5/13/2020 13:30	0	0	0	0
239	5/13/2020 13:31	0	0	0	0
240	5/13/2020 13:32	0	0	0	0
241	5/13/2020 13:33	0	0	0	0
242	5/13/2020 13:34	0	0	0	0
243	5/13/2020 13:35	0	0	0	0
244	5/13/2020 13:36	0	0	0	0
245	5/13/2020 13:37	0	0	0	0
246	5/13/2020 13:38	0	0	0	0
247	5/13/2020 13:39	0	0	0	0
248	5/13/2020 13:40	0	0	0	0
249	5/13/2020 13:41	0	0	0	0
250	5/13/2020 13:42	0	0	0	0
251	5/13/2020 13:43	0	0	0	0
252	5/13/2020 13:44	0	0	0	0
253	5/13/2020 13:45	0	0	0	0
254	5/13/2020 13:46	0	0	0	0
255	5/13/2020 13:47	0	0	0	0
256	5/13/2020 13:48	0	0	0	0
257	5/13/2020 13:49	0	0	0	0
258	5/13/2020 13:50	0	0	0	0
259	5/13/2020 13:51	0	0	0	0
260	5/13/2020 13:52	0	0	0	0
261	5/13/2020 13:53	0	0	0	0
262	5/13/2020 13:54	0	0	0	0
263	5/13/2020 13:55	0	0	0	0
264	5/13/2020 13:56	0	0	0	0
265	5/13/2020 13:57	0	0	0	0
266	5/13/2020 13:58	0	0	0	0
267	5/13/2020 13:59	0	0	0	0

268	5/13/2020 14:00	0	0	0	0
269	5/13/2020 14:01	0	0	0	0
270	5/13/2020 14:02	0	0	0	0
271	5/13/2020 14:03	0	0	0	0
272	5/13/2020 14:04	0	0	0	0
273	5/13/2020 14:05	0	0	0	0
274	5/13/2020 14:06	0	0	0	0
275	5/13/2020 14:07	0	0	0	0
276	5/13/2020 14:08	0	0	0	0
277	5/13/2020 14:09	0	0	0	0
278	5/13/2020 14:10	0	0	0	0
279	5/13/2020 14:11	0	0	0	0
280	5/13/2020 14:12	0	0	0	0
281	5/13/2020 14:13	0	0	0	0
282	5/13/2020 14:14	0	0	0	0
283	5/13/2020 14:15	0	0	0	0
284	5/13/2020 14:16	0	0	0	0
285	5/13/2020 14:17	0	0	0	0
286	5/13/2020 14:18	0	0	0	0
287	5/13/2020 14:19	0	0	0	0
288	5/13/2020 14:20	0	0	0	0
289	5/13/2020 14:21	0	0	0	0
290	5/13/2020 14:22	0	0	0	0
291	5/13/2020 14:23	0	0	0	0
292	5/13/2020 14:24	0	0	0	0
293	5/13/2020 14:25	0	0	0	0
294	5/13/2020 14:26	0	0	0	0
295	5/13/2020 14:27	0	0	0	0
296	5/13/2020 14:28	0	0	0	0
297	5/13/2020 14:29	0	0	0	0
298	5/13/2020 14:30	0	0	0	0
299	5/13/2020 14:31	0	0	0	0
300	5/13/2020 14:32	0	0	0	0
301	5/13/2020 14:33	0	0	0	0
302	5/13/2020 14:34	0	0	0	0
303	5/13/2020 14:35	0	0	0	0
304	5/13/2020 14:36	0	0	0	0
305	5/13/2020 14:37	0	0	0	0
Peak		0	0	0	0
Min		0	0	0	0
Average		0	0	0	0

****

TWA/STEL

Index	Date/Time	PID(ppm) (TWA)	PID(ppm) (STEL)
1	5/13/2020 9:33	0	---
2	5/13/2020 9:34	0	---
3	5/13/2020 9:35	0	---
4	5/13/2020 9:36	0	---
5	5/13/2020 9:37	0	---
6	5/13/2020 9:38	0	---
7	5/13/2020 9:39	0	---
8	5/13/2020 9:40	0	---
9	5/13/2020 9:41	0	---
10	5/13/2020 9:42	0	---
11	5/13/2020 9:43	0	---
12	5/13/2020 9:44	0	---
13	5/13/2020 9:45	0	---
14	5/13/2020 9:46	0	---
15	5/13/2020 9:47	0	0
16	5/13/2020 9:48	0	0
17	5/13/2020 9:49	0	0
18	5/13/2020 9:50	0	0
19	5/13/2020 9:51	0	0
20	5/13/2020 9:52	0	0
21	5/13/2020 9:53	0	0
22	5/13/2020 9:54	0	0
23	5/13/2020 9:55	0	0
24	5/13/2020 9:56	0	0
25	5/13/2020 9:57	0	0
26	5/13/2020 9:58	0	0
27	5/13/2020 9:59	0	0
28	5/13/2020 10:00	0	0
29	5/13/2020 10:01	0	0
30	5/13/2020 10:02	0	0
31	5/13/2020 10:03	0	0
32	5/13/2020 10:04	0	0
33	5/13/2020 10:05	0	0
34	5/13/2020 10:06	0	0
35	5/13/2020 10:07	0	0
36	5/13/2020 10:08	0	0
37	5/13/2020 10:09	0	0
38	5/13/2020 10:10	0	0
39	5/13/2020 10:11	0	0
40	5/13/2020 10:12	0	0
41	5/13/2020 10:13	0	0
42	5/13/2020 10:14	0	0

43	5/13/2020 10:15	0	0
44	5/13/2020 10:16	0	0
45	5/13/2020 10:17	0	0
46	5/13/2020 10:18	0	0
47	5/13/2020 10:19	0	0
48	5/13/2020 10:20	0	0
49	5/13/2020 10:21	0	0
50	5/13/2020 10:22	0	0
51	5/13/2020 10:23	0	0
52	5/13/2020 10:24	0	0
53	5/13/2020 10:25	0	0
54	5/13/2020 10:26	0	0
55	5/13/2020 10:27	0	0
56	5/13/2020 10:28	0	0
57	5/13/2020 10:29	0	0
58	5/13/2020 10:30	0	0
59	5/13/2020 10:31	0	0
60	5/13/2020 10:32	0	0
61	5/13/2020 10:33	0	0
62	5/13/2020 10:34	0	0
63	5/13/2020 10:35	0	0
64	5/13/2020 10:36	0	0
65	5/13/2020 10:37	0	0
66	5/13/2020 10:38	0	0
67	5/13/2020 10:39	0	0
68	5/13/2020 10:40	0	0
69	5/13/2020 10:41	0	0
70	5/13/2020 10:42	0	0
71	5/13/2020 10:43	0	0
72	5/13/2020 10:44	0	0
73	5/13/2020 10:45	0	0
74	5/13/2020 10:46	0	0
75	5/13/2020 10:47	0	0
76	5/13/2020 10:48	0	0
77	5/13/2020 10:49	0	0
78	5/13/2020 10:50	0	0
79	5/13/2020 10:51	0	0
80	5/13/2020 10:52	0	0
81	5/13/2020 10:53	0	0
82	5/13/2020 10:54	0	0
83	5/13/2020 10:55	0	0
84	5/13/2020 10:56	0	0
85	5/13/2020 10:57	0	0
86	5/13/2020 10:58	0	0

87	5/13/2020 10:59	0	0
88	5/13/2020 11:00	0	0
89	5/13/2020 11:01	0	0
90	5/13/2020 11:02	0	0
91	5/13/2020 11:03	0	0
92	5/13/2020 11:04	0	0
93	5/13/2020 11:05	0	0
94	5/13/2020 11:06	0	0
95	5/13/2020 11:07	0	0
96	5/13/2020 11:08	0	0
97	5/13/2020 11:09	0	0
98	5/13/2020 11:10	0	0
99	5/13/2020 11:11	0	0
100	5/13/2020 11:12	0	0
101	5/13/2020 11:13	0	0
102	5/13/2020 11:14	0	0
103	5/13/2020 11:15	0	0
104	5/13/2020 11:16	0	0
105	5/13/2020 11:17	0	0
106	5/13/2020 11:18	0	0
107	5/13/2020 11:19	0	0
108	5/13/2020 11:20	0	0
109	5/13/2020 11:21	0	0
110	5/13/2020 11:22	0	0
111	5/13/2020 11:23	0	0
112	5/13/2020 11:24	0	0
113	5/13/2020 11:25	0	0
114	5/13/2020 11:26	0	0
115	5/13/2020 11:27	0	0
116	5/13/2020 11:28	0	0
117	5/13/2020 11:29	0	0
118	5/13/2020 11:30	0	0
119	5/13/2020 11:31	0	0
120	5/13/2020 11:32	0	0
121	5/13/2020 11:33	0	0
122	5/13/2020 11:34	0	0
123	5/13/2020 11:35	0	0
124	5/13/2020 11:36	0	0
125	5/13/2020 11:37	0	0
126	5/13/2020 11:38	0	0
127	5/13/2020 11:39	0	0
128	5/13/2020 11:40	0	0
129	5/13/2020 11:41	0	0
130	5/13/2020 11:42	0	0

131	5/13/2020 11:43	0	0
132	5/13/2020 11:44	0	0
133	5/13/2020 11:45	0	0
134	5/13/2020 11:46	0	0
135	5/13/2020 11:47	0	0
136	5/13/2020 11:48	0	0
137	5/13/2020 11:49	0	0
138	5/13/2020 11:50	0	0
139	5/13/2020 11:51	0	0
140	5/13/2020 11:52	0	0
141	5/13/2020 11:53	0	0
142	5/13/2020 11:54	0	0
143	5/13/2020 11:55	0	0
144	5/13/2020 11:56	0	0
145	5/13/2020 11:57	0	0
146	5/13/2020 11:58	0	0
147	5/13/2020 11:59	0	0
148	5/13/2020 12:00	0	0
149	5/13/2020 12:01	0	0
150	5/13/2020 12:02	0	0
151	5/13/2020 12:03	0	0
152	5/13/2020 12:04	0	0
153	5/13/2020 12:05	0	0
154	5/13/2020 12:06	0	0
155	5/13/2020 12:07	0	0
156	5/13/2020 12:08	0	0
157	5/13/2020 12:09	0	0
158	5/13/2020 12:10	0	0
159	5/13/2020 12:11	0	0
160	5/13/2020 12:12	0	0
161	5/13/2020 12:13	0	0
162	5/13/2020 12:14	0	0
163	5/13/2020 12:15	0	0
164	5/13/2020 12:16	0	0
165	5/13/2020 12:17	0	0
166	5/13/2020 12:18	0	0
167	5/13/2020 12:19	0	0
168	5/13/2020 12:20	0	0
169	5/13/2020 12:21	0	0
170	5/13/2020 12:22	0	0
171	5/13/2020 12:23	0	0
172	5/13/2020 12:24	0	0
173	5/13/2020 12:25	0	0
174	5/13/2020 12:26	0	0

175	5/13/2020 12:27	0	0
176	5/13/2020 12:28	0	0
177	5/13/2020 12:29	0	0
178	5/13/2020 12:30	0	0
179	5/13/2020 12:31	0	0
180	5/13/2020 12:32	0	0
181	5/13/2020 12:33	0	0
182	5/13/2020 12:34	0	0
183	5/13/2020 12:35	0	0
184	5/13/2020 12:36	0	0
185	5/13/2020 12:37	0	0
186	5/13/2020 12:38	0	0
187	5/13/2020 12:39	0	0
188	5/13/2020 12:40	0	0
189	5/13/2020 12:41	0	0
190	5/13/2020 12:42	0	0
191	5/13/2020 12:43	0	0
192	5/13/2020 12:44	0	0
193	5/13/2020 12:45	0	0
194	5/13/2020 12:46	0	0
195	5/13/2020 12:47	0	0
196	5/13/2020 12:48	0	0
197	5/13/2020 12:49	0	0
198	5/13/2020 12:50	0	0
199	5/13/2020 12:51	0	0
200	5/13/2020 12:52	0	0
201	5/13/2020 12:53	0	0
202	5/13/2020 12:54	0	0
203	5/13/2020 12:55	0	0
204	5/13/2020 12:56	0	0
205	5/13/2020 12:57	0	0
206	5/13/2020 12:58	0	0
207	5/13/2020 12:59	0	0
208	5/13/2020 13:00	0	0
209	5/13/2020 13:01	0	0
210	5/13/2020 13:02	0	0
211	5/13/2020 13:03	0	0
212	5/13/2020 13:04	0	0
213	5/13/2020 13:05	0	0
214	5/13/2020 13:06	0	0
215	5/13/2020 13:07	0	0
216	5/13/2020 13:08	0	0
217	5/13/2020 13:09	0	0
218	5/13/2020 13:10	0	0

219	5/13/2020 13:11	0	0
220	5/13/2020 13:12	0	0
221	5/13/2020 13:13	0	0
222	5/13/2020 13:14	0	0
223	5/13/2020 13:15	0	0
224	5/13/2020 13:16	0	0
225	5/13/2020 13:17	0	0
226	5/13/2020 13:18	0	0
227	5/13/2020 13:19	0	0
228	5/13/2020 13:20	0	0
229	5/13/2020 13:21	0	0
230	5/13/2020 13:22	0	0
231	5/13/2020 13:23	0	0
232	5/13/2020 13:24	0	0
233	5/13/2020 13:25	0	0
234	5/13/2020 13:26	0	0
235	5/13/2020 13:27	0	0
236	5/13/2020 13:28	0	0
237	5/13/2020 13:29	0	0
238	5/13/2020 13:30	0	0
239	5/13/2020 13:31	0	0
240	5/13/2020 13:32	0	0
241	5/13/2020 13:33	0	0
242	5/13/2020 13:34	0	0
243	5/13/2020 13:35	0	0
244	5/13/2020 13:36	0	0
245	5/13/2020 13:37	0	0
246	5/13/2020 13:38	0	0
247	5/13/2020 13:39	0	0
248	5/13/2020 13:40	0	0
249	5/13/2020 13:41	0	0
250	5/13/2020 13:42	0	0
251	5/13/2020 13:43	0	0
252	5/13/2020 13:44	0	0
253	5/13/2020 13:45	0	0
254	5/13/2020 13:46	0	0
255	5/13/2020 13:47	0	0
256	5/13/2020 13:48	0	0
257	5/13/2020 13:49	0	0
258	5/13/2020 13:50	0	0
259	5/13/2020 13:51	0	0
260	5/13/2020 13:52	0	0
261	5/13/2020 13:53	0	0
262	5/13/2020 13:54	0	0

263	5/13/2020 13:55	0	0
264	5/13/2020 13:56	0	0
265	5/13/2020 13:57	0	0
266	5/13/2020 13:58	0	0
267	5/13/2020 13:59	0	0
268	5/13/2020 14:00	0	0
269	5/13/2020 14:01	0	0
270	5/13/2020 14:02	0	0
271	5/13/2020 14:03	0	0
272	5/13/2020 14:04	0	0
273	5/13/2020 14:05	0	0
274	5/13/2020 14:06	0	0
275	5/13/2020 14:07	0	0
276	5/13/2020 14:08	0	0
277	5/13/2020 14:09	0	0
278	5/13/2020 14:10	0	0
279	5/13/2020 14:11	0	0
280	5/13/2020 14:12	0	0
281	5/13/2020 14:13	0	0
282	5/13/2020 14:14	0	0
283	5/13/2020 14:15	0	0
284	5/13/2020 14:16	0	0
285	5/13/2020 14:17	0	0
286	5/13/2020 14:18	0	0
287	5/13/2020 14:19	0	0
288	5/13/2020 14:20	0	0
289	5/13/2020 14:21	0	0
290	5/13/2020 14:22	0	0
291	5/13/2020 14:23	0	0
292	5/13/2020 14:24	0	0
293	5/13/2020 14:25	0	0
294	5/13/2020 14:26	0	0
295	5/13/2020 14:27	0	0
296	5/13/2020 14:28	0	0
297	5/13/2020 14:29	0	0
298	5/13/2020 14:30	0	0
299	5/13/2020 14:31	0	0
300	5/13/2020 14:32	0	0
301	5/13/2020 14:33	0	0
302	5/13/2020 14:34	0	0
303	5/13/2020 14:35	0	0
304	5/13/2020 14:36	0	0
305	5/13/2020 14:37	0	0

==========

20/05/14 06:25

****

Summary

Unit Name	MiniRAE 3000(PGM-7320)
Unit SN	592-919151
Unit Firmware Ver	V2.14

Running Mode	Hygiene Mode
Datalog Mode	Manual
Diagnostic Mode	No
Stop Reason	Battery Low

Site ID	RAE00000
User ID	USER0000

Begin	5/14/2020 6:25
End	5/14/2020 13:11
Sample Period(s)	60
Number of Records	406

Sensor	PID(ppm)
Sensor SN	S023030028U4
Measure Type	Min; Avg; Max; Real
Span	100
Span 2	1000
Low Alarm	50
High Alarm	100
Over Alarm	15000
STEL Alarm	25
TWA Alarm	10
Measurement Gas	Isobutylene
Calibration Time	5/14/2020 6:14
Peak	145.1
Min	0
Average	101.2

****

Datalog

Index	Date/Time	PID(ppm) (Min)	PID(ppm) (Avg)	PID(ppm) (Max)	PID(ppm) (Real)
1	5/14/2020 6:26	0	0	0	0
2	5/14/2020 6:27	0	0	0	0

3	5/14/2020 6:28	0	0	0	0
4	5/14/2020 6:29	0	0	0	0
5	5/14/2020 6:30	0	0	0	0
6	5/14/2020 6:31	0	0	0.1	0
7	5/14/2020 6:32	0	0	0	0
8	5/14/2020 6:33	0	0	0	0
9	5/14/2020 6:34	0	0	0	0
10	5/14/2020 6:35	0	0	0	0
11	5/14/2020 6:36	0	0	0	0
12	5/14/2020 6:37	0	0	0	0
13	5/14/2020 6:38	0	0	0	0
14	5/14/2020 6:39	0	0	0	0
15	5/14/2020 6:40	0	0	0	0
16	5/14/2020 6:41	0	0	0	0
17	5/14/2020 6:42	0	0	0	0
18	5/14/2020 6:43	0	0	0	0
19	5/14/2020 6:44	0	0	0	0
20	5/14/2020 6:45	0	0	0	0
21	5/14/2020 6:46	0	0	0	0
22	5/14/2020 6:47	0	0	0	0
23	5/14/2020 6:48	0	0	0	0
24	5/14/2020 6:49	0	0	0	0
25	5/14/2020 6:50	0	0	0	0
26	5/14/2020 6:51	0	0	0	0
27	5/14/2020 6:52	0	0	0	0
28	5/14/2020 6:53	0	0	0	0
29	5/14/2020 6:54	0	0	0	0
30	5/14/2020 6:55	0	0	0	0
31	5/14/2020 6:56	0	0	0	0
32	5/14/2020 6:57	0	0	0	0
33	5/14/2020 6:58	0	0	0	0
34	5/14/2020 6:59	0	0	0	0
35	5/14/2020 7:00	0	0	0	0
36	5/14/2020 7:01	0	0	0	0
37	5/14/2020 7:02	0	0	0	0
38	5/14/2020 7:03	0	0	0	0
39	5/14/2020 7:04	0	0	0	0
40	5/14/2020 7:05	0	0	0	0
41	5/14/2020 7:06	0	0	0	0
42	5/14/2020 7:07	0	0	0	0
43	5/14/2020 7:08	0	0	0	0
44	5/14/2020 7:09	0	0	0	0
45	5/14/2020 7:10	0	0	0	0
46	5/14/2020 7:11	0	0	0	0

47	5/14/2020 7:12	0	0	0	0
48	5/14/2020 7:13	0	0	0	0
49	5/14/2020 7:14	0	0	0	0
50	5/14/2020 7:15	0	0	0	0
51	5/14/2020 7:16	0	0	0	0
52	5/14/2020 7:17	0	0	0	0
53	5/14/2020 7:18	0	0	0	0
54	5/14/2020 7:19	0	0	0	0
55	5/14/2020 7:20	0	0	0	0
56	5/14/2020 7:21	0	0	0	0
57	5/14/2020 7:22	0	0	0	0
58	5/14/2020 7:23	0	0	0	0
59	5/14/2020 7:24	0	0	0	0
60	5/14/2020 7:25	0	0	0	0
61	5/14/2020 7:26	0	0	0	0
62	5/14/2020 7:27	0	0	0	0
63	5/14/2020 7:28	0	0	0	0
64	5/14/2020 7:29	0	0	0	0
65	5/14/2020 7:30	0	0	0	0
66	5/14/2020 7:31	0	0	0	0
67	5/14/2020 7:32	0	0	0	0
68	5/14/2020 7:33	0	0	0	0
69	5/14/2020 7:34	0	0	0	0
70	5/14/2020 7:35	0	0	0	0
71	5/14/2020 7:36	0	0	0	0
72	5/14/2020 7:37	0	0	0	0
73	5/14/2020 7:38	0	0	0	0
74	5/14/2020 7:39	0	0	0	0
75	5/14/2020 7:40	0	0	0	0
76	5/14/2020 7:41	0	0	0	0
77	5/14/2020 7:42	0	0	0	0
78	5/14/2020 7:43	0	0	0	0
79	5/14/2020 7:44	0	0	0	0
80	5/14/2020 7:45	0	0	0	0
81	5/14/2020 7:46	0	0	0	0
82	5/14/2020 7:47	0	0	0	0
83	5/14/2020 7:48	0	0	0	0
84	5/14/2020 7:49	0	0	0	0
85	5/14/2020 7:50	0	0	0	0
86	5/14/2020 7:51	0	0	0	0
87	5/14/2020 7:52	0	0	0	0
88	5/14/2020 7:53	0	0	0	0
89	5/14/2020 7:54	0	0	0	0
90	5/14/2020 7:55	0	0	0	0

91	5/14/2020 7:56	0	0	0	0
92	5/14/2020 7:57	0	0	0	0
93	5/14/2020 7:58	0	0	0	0
94	5/14/2020 7:59	0	0	0	0
95	5/14/2020 8:00	0	0	0	0
96	5/14/2020 8:01	0	0	0	0
97	5/14/2020 8:02	0	0	0	0
98	5/14/2020 8:03	0	0	0	0
99	5/14/2020 8:04	0	0	0	0
100	5/14/2020 8:05	0	0	0	0
101	5/14/2020 8:06	0	0	0	0
102	5/14/2020 8:07	0	0	0	0
103	5/14/2020 8:08	0	0	0	0
104	5/14/2020 8:09	0	0	0	0
105	5/14/2020 8:10	0	0	0	0
106	5/14/2020 8:11	0	0	0	0
107	5/14/2020 8:12	0	0	0	0
108	5/14/2020 8:13	0	0	0	0
109	5/14/2020 8:14	0	0	0	0
110	5/14/2020 8:15	0	0	0	0
111	5/14/2020 8:16	0	0	0	0
112	5/14/2020 8:17	0	0	0	0
113	5/14/2020 8:18	0	0	0	0
114	5/14/2020 8:19	0	0	0	0
115	5/14/2020 8:20	0	0	0	0
116	5/14/2020 8:21	0	0	0	0
117	5/14/2020 8:22	0	0	0	0
118	5/14/2020 8:23	0	0	0	0
119	5/14/2020 8:24	0	0	0	0
120	5/14/2020 8:25	0	0	0	0
121	5/14/2020 8:26	0	0	0	0
122	5/14/2020 8:27	0	0	0	0
123	5/14/2020 8:28	0	0	0	0
124	5/14/2020 8:29	0	0	0	0
125	5/14/2020 8:30	0	0	0	0
126	5/14/2020 8:31	0	0	0	0
127	5/14/2020 8:32	0	0	0	0
128	5/14/2020 8:33	0	0	0	0
129	5/14/2020 8:34	0	0	0	0
130	5/14/2020 8:35	0	0	0	0
131	5/14/2020 8:36	0	0	0	0
132	5/14/2020 8:37	0	0	0	0
133	5/14/2020 8:38	0	0	0	0
134	5/14/2020 8:39	0	0	0	0

135	5/14/2020 8:40	0	0	0	0
136	5/14/2020 8:41	0	0	0	0
137	5/14/2020 8:42	0	0	0	0
138	5/14/2020 8:43	0	0	0	0
139	5/14/2020 8:44	0	0	0	0
140	5/14/2020 8:45	0	0	0	0
141	5/14/2020 8:46	0	0	0	0
142	5/14/2020 8:47	0	0	0	0
143	5/14/2020 8:48	0	0	0	0
144	5/14/2020 8:49	0	0	0	0
145	5/14/2020 8:50	0	0	0	0
146	5/14/2020 8:51	0	0	0	0
147	5/14/2020 8:52	0	0	0	0
148	5/14/2020 8:53	0	0	0	0
149	5/14/2020 8:54	0	0	0	0
150	5/14/2020 8:55	0	0	0	0
151	5/14/2020 8:56	0	0	0	0
152	5/14/2020 8:57	0	0	0	0
153	5/14/2020 8:58	0	0	0	0
154	5/14/2020 8:59	0	0	0	0
155	5/14/2020 9:00	0	0	0	0
156	5/14/2020 9:01	0	0	0	0
157	5/14/2020 9:02	0	0	0	0
158	5/14/2020 9:03	0	0	0	0
159	5/14/2020 9:04	0	0	0	0
160	5/14/2020 9:05	0	0	0	0
161	5/14/2020 9:06	0	0	0	0
162	5/14/2020 9:07	0	0	0	0
163	5/14/2020 9:08	0	0	0	0
164	5/14/2020 9:09	0	0	0	0
165	5/14/2020 9:10	0	0	0	0
166	5/14/2020 9:11	0	0	0	0
167	5/14/2020 9:12	0	0	0	0
168	5/14/2020 9:13	0	0	0	0
169	5/14/2020 9:14	0	0	0	0
170	5/14/2020 9:15	0	0	0	0
171	5/14/2020 9:16	0	0	0	0
172	5/14/2020 9:17	0	0	0	0
173	5/14/2020 9:18	0	0	0	0
174	5/14/2020 9:19	0	0	0	0
175	5/14/2020 9:20	0	0	0	0
176	5/14/2020 9:21	0	0	0	0
177	5/14/2020 9:22	0	0	0	0
178	5/14/2020 9:23	0	0	0	0

179	5/14/2020 9:24	0	0	0	0
180	5/14/2020 9:25	0	0	0	0
181	5/14/2020 9:26	0	0	0	0
182	5/14/2020 9:27	0	0	0	0
183	5/14/2020 9:28	0	0	0	0
184	5/14/2020 9:29	0	0	0	0
185	5/14/2020 9:30	0	0	0	0
186	5/14/2020 9:31	0	0	0	0
187	5/14/2020 9:32	0	0	0	0
188	5/14/2020 9:33	0	0	0	0
189	5/14/2020 9:34	0	0	0	0
190	5/14/2020 9:35	0	0	0	0
191	5/14/2020 9:36	0	0	0	0
192	5/14/2020 9:37	0	0	0	0
193	5/14/2020 9:38	0	0	0	0
194	5/14/2020 9:39	0	0	0	0
195	5/14/2020 9:40	0	0	0	0
196	5/14/2020 9:41	0	0	0	0
197	5/14/2020 9:42	0	0	0	0
198	5/14/2020 9:43	0	0	0	0
199	5/14/2020 9:44	0	0	0	0
200	5/14/2020 9:45	0	0	0	0
201	5/14/2020 9:46	0	0	0	0
202	5/14/2020 9:47	0	0	0	0
203	5/14/2020 9:48	0	0	0	0
204	5/14/2020 9:49	0	0	0	0
205	5/14/2020 9:50	0	0	0	0
206	5/14/2020 9:51	0	0	0	0
207	5/14/2020 9:52	0	0	0	0
208	5/14/2020 9:53	0	0	0	0
209	5/14/2020 9:54	0	0	0	0
210	5/14/2020 9:55	0	0	0	0
211	5/14/2020 9:56	0	0	0	0
212	5/14/2020 9:57	0	0	0	0
213	5/14/2020 9:58	0	0	0	0
214	5/14/2020 9:59	0	0	0	0
215	5/14/2020 10:00	0	0	0	0
216	5/14/2020 10:01	0	0	0	0
217	5/14/2020 10:02	0	0	0	0
218	5/14/2020 10:03	0	0	0	0
219	5/14/2020 10:04	0	0	0	0
220	5/14/2020 10:05	0	0	0	0
221	5/14/2020 10:06	0	0	0	0
222	5/14/2020 10:07	0	0	0	0

223	5/14/2020 10:08	0	0	0	0
224	5/14/2020 10:09	0	0	0	0
225	5/14/2020 10:10	0	0	0	0
226	5/14/2020 10:11	0	0	0	0
227	5/14/2020 10:12	0	0	0	0
228	5/14/2020 10:13	0	0	0	0
229	5/14/2020 10:14	0	0	0	0
230	5/14/2020 10:15	0	0	0	0
231	5/14/2020 10:16	0	0	0	0
232	5/14/2020 10:17	0	0	0	0
233	5/14/2020 10:18	0	0	0	0
234	5/14/2020 10:19	0	0	0	0
235	5/14/2020 10:20	0	0	0	0
236	5/14/2020 10:21	0	0	0	0
237	5/14/2020 10:22	0	0	0	0
238	5/14/2020 10:23	0	0	0	0
239	5/14/2020 10:24	0	0	0	0
240	5/14/2020 10:25	0	0	0	0
241	5/14/2020 10:26	0	0	0	0
242	5/14/2020 10:27	0	0	0	0
243	5/14/2020 10:28	0	0	0	0
244	5/14/2020 10:29	0	0	0	0
245	5/14/2020 10:30	0	0	0	0
246	5/14/2020 10:31	0	0	0	0
247	5/14/2020 10:32	0	0	0	0
248	5/14/2020 10:33	0	0	0	0
249	5/14/2020 10:34	0	0	0	0
250	5/14/2020 10:35	0	0	0	0
251	5/14/2020 10:36	0	0	0	0
252	5/14/2020 10:37	0	0	0	0
253	5/14/2020 10:38	0	0	0	0
254	5/14/2020 10:39	0	0	0	0
255	5/14/2020 10:40	0	0	0	0
256	5/14/2020 10:41	0	0	0	0
257	5/14/2020 10:42	0	0	0	0
258	5/14/2020 10:43	0	0	0	0
259	5/14/2020 10:44	0	0	0	0
260	5/14/2020 10:45	0	0	0	0
261	5/14/2020 10:46	0	0	0	0
262	5/14/2020 10:47	0	0	0	0
263	5/14/2020 10:48	0	0	0	0
264	5/14/2020 10:49	0	0	0	0
265	5/14/2020 10:50	0	0	0	0
266	5/14/2020 10:51	0	0	0	0

267	5/14/2020 10:52	0	0	0	0
268	5/14/2020 10:53	0	0	0	0
269	5/14/2020 10:54	0	0	0	0
270	5/14/2020 10:55	0	0	0	0
271	5/14/2020 10:56	0	0	0	0
272	5/14/2020 10:57	0	0	0	0
273	5/14/2020 10:58	0	0	0	0
274	5/14/2020 10:59	0	0	0	0
275	5/14/2020 11:00	0	0	0	0
276	5/14/2020 11:01	0	0	0	0
277	5/14/2020 11:02	0	0	0	0
278	5/14/2020 11:03	0	0	0	0
279	5/14/2020 11:04	0	0	0	0
280	5/14/2020 11:05	0	0	0	0
281	5/14/2020 11:06	0	0	0	0
282	5/14/2020 11:07	0	0	0	0
283	5/14/2020 11:08	0	0	0	0
284	5/14/2020 11:09	0	0	0	0
285	5/14/2020 11:10	0	0	0	0
286	5/14/2020 11:11	0	0	0	0
287	5/14/2020 11:12	0	0	0	0
288	5/14/2020 11:13	0	0	0	0
289	5/14/2020 11:14	0	0	0	0
290	5/14/2020 11:15	0	0	0	0
291	5/14/2020 11:16	0	0	0	0
292	5/14/2020 11:17	0	0	0	0
293	5/14/2020 11:18	0	0	0	0
294	5/14/2020 11:19	0	0	0	0
295	5/14/2020 11:20	0	0	0	0
296	5/14/2020 11:21	0	0	0	0
297	5/14/2020 11:22	0	0	0	0
298	5/14/2020 11:23	0	0	0	0
299	5/14/2020 11:24	0	0	0	0
300	5/14/2020 11:25	0	0	0	0
301	5/14/2020 11:26	0	0	0	0
302	5/14/2020 11:27	0	0	0	0
303	5/14/2020 11:28	0	0	0	0
304	5/14/2020 11:29	0	0	0	0
305	5/14/2020 11:30	0	0	0	0
306	5/14/2020 11:31	0	0	0	0
307	5/14/2020 11:32	0	0	0	0
308	5/14/2020 11:33	0	0	0	0
309	5/14/2020 11:34	0	0	0	0
310	5/14/2020 11:35	0	0	0	0

311	5/14/2020 11:36	0	0	0	0
312	5/14/2020 11:37	0	0	0	0
313	5/14/2020 11:38	0	0	0	0
314	5/14/2020 11:39	0	0	0	0
315	5/14/2020 11:40	0	0	0	0
316	5/14/2020 11:41	0	0	0	0
317	5/14/2020 11:42	0	0	0	0
318	5/14/2020 11:43	0	0	0	0
319	5/14/2020 11:44	0	0	0	0
320	5/14/2020 11:45	0	0	0	0
321	5/14/2020 11:46	0	0	0	0
322	5/14/2020 11:47	0	0	0	0
323	5/14/2020 11:48	0	0	0	0
324	5/14/2020 11:49	0	0	0	0
325	5/14/2020 11:50	0	0	0	0
326	5/14/2020 11:51	0	0	0	0
327	5/14/2020 11:52	0	0	0	0
328	5/14/2020 11:53	0	0	0	0
329	5/14/2020 11:54	0	0	0	0
330	5/14/2020 11:55	0	0	0	0
331	5/14/2020 11:56	0	0	0	0
332	5/14/2020 11:57	0	0	0	0
333	5/14/2020 11:58	0	0	0	0
334	5/14/2020 11:59	0	0	0	0
335	5/14/2020 12:00	0	0	0	0
336	5/14/2020 12:01	0	0	0	0
337	5/14/2020 12:02	0	0	0	0
338	5/14/2020 12:03	0	0	0	0
339	5/14/2020 12:04	0	0	0	0
340	5/14/2020 12:05	0	0	0	0
341	5/14/2020 12:06	0	0	0	0
342	5/14/2020 12:07	0	0	0	0
343	5/14/2020 12:08	0	0	0	0
344	5/14/2020 12:09	0	0	0	0
345	5/14/2020 12:10	0	0	0	0
346	5/14/2020 12:11	0	0	0	0
347	5/14/2020 12:12	0	0	0	0
348	5/14/2020 12:13	0	0	0	0
349	5/14/2020 12:14	0	0	0	0
350	5/14/2020 12:15	0	0	0	0
351	5/14/2020 12:16	0	0	0	0
352	5/14/2020 12:17	0	0	0	0
353	5/14/2020 12:18	0	0	0	0
354	5/14/2020 12:19	0	0	0	0

355	5/14/2020 12:20	0	0	0	0
356	5/14/2020 12:21	0	0	0	0
357	5/14/2020 12:22	0	0	0	0
358	5/14/2020 12:23	0	0	0	0
359	5/14/2020 12:24	0	0	0	0
360	5/14/2020 12:25	0	0	0	0
361	5/14/2020 12:26	0	0	0	0
362	5/14/2020 12:27	0	0	0	0
363	5/14/2020 12:28	0	0	0	0
364	5/14/2020 12:29	0	0	0	0
365	5/14/2020 12:30	0	0	0	0
366	5/14/2020 12:31	0	0	0	0
367	5/14/2020 12:32	0	0	0	0
368	5/14/2020 12:33	0	0	0	0
369	5/14/2020 12:34	0	0	0	0
370	5/14/2020 12:35	0	0	0	0
371	5/14/2020 12:36	0	0	0	0
372	5/14/2020 12:37	0	0	0	0
373	5/14/2020 12:38	0	0	0	0
374	5/14/2020 12:39	0	0	0	0
375	5/14/2020 12:40	0	0	0	0
376	5/14/2020 12:41	0	0	0	0
377	5/14/2020 12:42	0	0	0	0
378	5/14/2020 12:43	0	0	0	0
379	5/14/2020 12:44	0	0	0	0
380	5/14/2020 12:45	0	0	0	0
381	5/14/2020 12:46	0	0	0	0
382	5/14/2020 12:47	0	0	0	0
383	5/14/2020 12:48	0	0	0	0
384	5/14/2020 12:49	0	0	0	0
385	5/14/2020 12:50	0	0	0	0
386	5/14/2020 12:51	0	0	0	0
387	5/14/2020 12:52	0	0	0	0
388	5/14/2020 12:53	0	0	0	0
389	5/14/2020 12:54	0	0	0	0
390	5/14/2020 12:55	0	0	0	0
391	5/14/2020 12:56	0	0	0	0
392	5/14/2020 12:57	0	0	0	0
393	5/14/2020 12:58	0	0	0	0
394	5/14/2020 12:59	0	0	0	0
395	5/14/2020 13:00	0	0	0	0
396	5/14/2020 13:01	0	0	0	0
397	5/14/2020 13:02	0	0	0	0
398	5/14/2020 13:03	0	0	0	0

	399	5/14/2020 13:04	0	0	0	0
	400	5/14/2020 13:05	0	0	0	0
	401	5/14/2020 13:06	0	0	0	0
	402	5/14/2020 13:07	0	0	0	0
	403	5/14/2020 13:08	0	0	0	0
	404	5/14/2020 13:09	0	0	0	0
	405	5/14/2020 13:10	0	0	0	0
	406	5/14/2020 13:11	0	0	0	0
Peak			0	0	0.1	0
Min			0	0	0	0
Average			0	0	0	0

****

TWA/STEL

Index	Date/Time	PID(ppm) (TWA)	PID(ppm) (STEL)
1	5/14/2020 6:26	0	---
2	5/14/2020 6:27	0	---
3	5/14/2020 6:28	0	---
4	5/14/2020 6:29	0	---
5	5/14/2020 6:30	0	---
6	5/14/2020 6:31	0	---
7	5/14/2020 6:32	0	---
8	5/14/2020 6:33	0	---
9	5/14/2020 6:34	0	---
10	5/14/2020 6:35	0	---
11	5/14/2020 6:36	0	---
12	5/14/2020 6:37	0	---
13	5/14/2020 6:38	0	---
14	5/14/2020 6:39	0	---
15	5/14/2020 6:40	0	0
16	5/14/2020 6:41	0	0
17	5/14/2020 6:42	0	0
18	5/14/2020 6:43	0	0
19	5/14/2020 6:44	0	0
20	5/14/2020 6:45	0	0
21	5/14/2020 6:46	0	0
22	5/14/2020 6:47	0	0
23	5/14/2020 6:48	0	0
24	5/14/2020 6:49	0	0
25	5/14/2020 6:50	0	0
26	5/14/2020 6:51	0	0
27	5/14/2020 6:52	0	0
28	5/14/2020 6:53	0	0

29	5/14/2020 6:54	0	0
30	5/14/2020 6:55	0	0
31	5/14/2020 6:56	0	0
32	5/14/2020 6:57	0	0
33	5/14/2020 6:58	0	0
34	5/14/2020 6:59	0	0
35	5/14/2020 7:00	0	0
36	5/14/2020 7:01	0	0
37	5/14/2020 7:02	0	0
38	5/14/2020 7:03	0	0
39	5/14/2020 7:04	0	0
40	5/14/2020 7:05	0	0
41	5/14/2020 7:06	0	0
42	5/14/2020 7:07	0	0
43	5/14/2020 7:08	0	0
44	5/14/2020 7:09	0	0
45	5/14/2020 7:10	0	0
46	5/14/2020 7:11	0	0
47	5/14/2020 7:12	0	0
48	5/14/2020 7:13	0	0
49	5/14/2020 7:14	0	0
50	5/14/2020 7:15	0	0
51	5/14/2020 7:16	0	0
52	5/14/2020 7:17	0	0
53	5/14/2020 7:18	0	0
54	5/14/2020 7:19	0	0
55	5/14/2020 7:20	0	0
56	5/14/2020 7:21	0	0
57	5/14/2020 7:22	0	0
58	5/14/2020 7:23	0	0
59	5/14/2020 7:24	0	0
60	5/14/2020 7:25	0	0
61	5/14/2020 7:26	0	0
62	5/14/2020 7:27	0	0
63	5/14/2020 7:28	0	0
64	5/14/2020 7:29	0	0
65	5/14/2020 7:30	0	0
66	5/14/2020 7:31	0	0
67	5/14/2020 7:32	0	0
68	5/14/2020 7:33	0	0
69	5/14/2020 7:34	0	0
70	5/14/2020 7:35	0	0
71	5/14/2020 7:36	0	0
72	5/14/2020 7:37	0	0

73	5/14/2020 7:38	0	0
74	5/14/2020 7:39	0	0
75	5/14/2020 7:40	0	0
76	5/14/2020 7:41	0	0
77	5/14/2020 7:42	0	0
78	5/14/2020 7:43	0	0
79	5/14/2020 7:44	0	0
80	5/14/2020 7:45	0	0
81	5/14/2020 7:46	0	0
82	5/14/2020 7:47	0	0
83	5/14/2020 7:48	0	0
84	5/14/2020 7:49	0	0
85	5/14/2020 7:50	0	0
86	5/14/2020 7:51	0	0
87	5/14/2020 7:52	0	0
88	5/14/2020 7:53	0	0
89	5/14/2020 7:54	0	0
90	5/14/2020 7:55	0	0
91	5/14/2020 7:56	0	0
92	5/14/2020 7:57	0	0
93	5/14/2020 7:58	0	0
94	5/14/2020 7:59	0	0
95	5/14/2020 8:00	0	0
96	5/14/2020 8:01	0	0
97	5/14/2020 8:02	0	0
98	5/14/2020 8:03	0	0
99	5/14/2020 8:04	0	0
100	5/14/2020 8:05	0	0
101	5/14/2020 8:06	0	0
102	5/14/2020 8:07	0	0
103	5/14/2020 8:08	0	0
104	5/14/2020 8:09	0	0
105	5/14/2020 8:10	0	0
106	5/14/2020 8:11	0	0
107	5/14/2020 8:12	0	0
108	5/14/2020 8:13	0	0
109	5/14/2020 8:14	0	0
110	5/14/2020 8:15	0	0
111	5/14/2020 8:16	0	0
112	5/14/2020 8:17	0	0
113	5/14/2020 8:18	0	0
114	5/14/2020 8:19	0	0
115	5/14/2020 8:20	0	0
116	5/14/2020 8:21	0	0

117	5/14/2020 8:22	0	0
118	5/14/2020 8:23	0	0
119	5/14/2020 8:24	0	0
120	5/14/2020 8:25	0	0
121	5/14/2020 8:26	0	0
122	5/14/2020 8:27	0	0
123	5/14/2020 8:28	0	0
124	5/14/2020 8:29	0	0
125	5/14/2020 8:30	0	0
126	5/14/2020 8:31	0	0
127	5/14/2020 8:32	0	0
128	5/14/2020 8:33	0	0
129	5/14/2020 8:34	0	0
130	5/14/2020 8:35	0	0
131	5/14/2020 8:36	0	0
132	5/14/2020 8:37	0	0
133	5/14/2020 8:38	0	0
134	5/14/2020 8:39	0	0
135	5/14/2020 8:40	0	0
136	5/14/2020 8:41	0	0
137	5/14/2020 8:42	0	0
138	5/14/2020 8:43	0	0
139	5/14/2020 8:44	0	0
140	5/14/2020 8:45	0	0
141	5/14/2020 8:46	0	0
142	5/14/2020 8:47	0	0
143	5/14/2020 8:48	0	0
144	5/14/2020 8:49	0	0
145	5/14/2020 8:50	0	0
146	5/14/2020 8:51	0	0
147	5/14/2020 8:52	0	0
148	5/14/2020 8:53	0	0
149	5/14/2020 8:54	0	0
150	5/14/2020 8:55	0	0
151	5/14/2020 8:56	0	0
152	5/14/2020 8:57	0	0
153	5/14/2020 8:58	0	0
154	5/14/2020 8:59	0	0
155	5/14/2020 9:00	0	0
156	5/14/2020 9:01	0	0
157	5/14/2020 9:02	0	0
158	5/14/2020 9:03	0	0
159	5/14/2020 9:04	0	0
160	5/14/2020 9:05	0	0

161	5/14/2020 9:06	0	0
162	5/14/2020 9:07	0	0
163	5/14/2020 9:08	0	0
164	5/14/2020 9:09	0	0
165	5/14/2020 9:10	0	0
166	5/14/2020 9:11	0	0
167	5/14/2020 9:12	0	0
168	5/14/2020 9:13	0	0
169	5/14/2020 9:14	0	0
170	5/14/2020 9:15	0	0
171	5/14/2020 9:16	0	0
172	5/14/2020 9:17	0	0
173	5/14/2020 9:18	0	0
174	5/14/2020 9:19	0	0
175	5/14/2020 9:20	0	0
176	5/14/2020 9:21	0	0
177	5/14/2020 9:22	0	0
178	5/14/2020 9:23	0	0
179	5/14/2020 9:24	0	0
180	5/14/2020 9:25	0	0
181	5/14/2020 9:26	0	0
182	5/14/2020 9:27	0	0
183	5/14/2020 9:28	0	0
184	5/14/2020 9:29	0	0
185	5/14/2020 9:30	0	0
186	5/14/2020 9:31	0	0
187	5/14/2020 9:32	0	0
188	5/14/2020 9:33	0	0
189	5/14/2020 9:34	0	0
190	5/14/2020 9:35	0	0
191	5/14/2020 9:36	0	0
192	5/14/2020 9:37	0	0
193	5/14/2020 9:38	0	0
194	5/14/2020 9:39	0	0
195	5/14/2020 9:40	0	0
196	5/14/2020 9:41	0	0
197	5/14/2020 9:42	0	0
198	5/14/2020 9:43	0	0
199	5/14/2020 9:44	0	0
200	5/14/2020 9:45	0	0
201	5/14/2020 9:46	0	0
202	5/14/2020 9:47	0	0
203	5/14/2020 9:48	0	0
204	5/14/2020 9:49	0	0

205	5/14/2020 9:50	0	0
206	5/14/2020 9:51	0	0
207	5/14/2020 9:52	0	0
208	5/14/2020 9:53	0	0
209	5/14/2020 9:54	0	0
210	5/14/2020 9:55	0	0
211	5/14/2020 9:56	0	0
212	5/14/2020 9:57	0	0
213	5/14/2020 9:58	0	0
214	5/14/2020 9:59	0	0
215	5/14/2020 10:00	0	0
216	5/14/2020 10:01	0	0
217	5/14/2020 10:02	0	0
218	5/14/2020 10:03	0	0
219	5/14/2020 10:04	0	0
220	5/14/2020 10:05	0	0
221	5/14/2020 10:06	0	0
222	5/14/2020 10:07	0	0
223	5/14/2020 10:08	0	0
224	5/14/2020 10:09	0	0
225	5/14/2020 10:10	0	0
226	5/14/2020 10:11	0	0
227	5/14/2020 10:12	0	0
228	5/14/2020 10:13	0	0
229	5/14/2020 10:14	0	0
230	5/14/2020 10:15	0	0
231	5/14/2020 10:16	0	0
232	5/14/2020 10:17	0	0
233	5/14/2020 10:18	0	0
234	5/14/2020 10:19	0	0
235	5/14/2020 10:20	0	0
236	5/14/2020 10:21	0	0
237	5/14/2020 10:22	0	0
238	5/14/2020 10:23	0	0
239	5/14/2020 10:24	0	0
240	5/14/2020 10:25	0	0
241	5/14/2020 10:26	0	0
242	5/14/2020 10:27	0	0
243	5/14/2020 10:28	0	0
244	5/14/2020 10:29	0	0
245	5/14/2020 10:30	0	0
246	5/14/2020 10:31	0	0
247	5/14/2020 10:32	0	0
248	5/14/2020 10:33	0	0

249	5/14/2020 10:34	0	0
250	5/14/2020 10:35	0	0
251	5/14/2020 10:36	0	0
252	5/14/2020 10:37	0	0
253	5/14/2020 10:38	0	0
254	5/14/2020 10:39	0	0
255	5/14/2020 10:40	0	0
256	5/14/2020 10:41	0	0
257	5/14/2020 10:42	0	0
258	5/14/2020 10:43	0	0
259	5/14/2020 10:44	0	0
260	5/14/2020 10:45	0	0
261	5/14/2020 10:46	0	0
262	5/14/2020 10:47	0	0
263	5/14/2020 10:48	0	0
264	5/14/2020 10:49	0	0
265	5/14/2020 10:50	0	0
266	5/14/2020 10:51	0	0
267	5/14/2020 10:52	0	0
268	5/14/2020 10:53	0	0
269	5/14/2020 10:54	0	0
270	5/14/2020 10:55	0	0
271	5/14/2020 10:56	0	0
272	5/14/2020 10:57	0	0
273	5/14/2020 10:58	0	0
274	5/14/2020 10:59	0	0
275	5/14/2020 11:00	0	0
276	5/14/2020 11:01	0	0
277	5/14/2020 11:02	0	0
278	5/14/2020 11:03	0	0
279	5/14/2020 11:04	0	0
280	5/14/2020 11:05	0	0
281	5/14/2020 11:06	0	0
282	5/14/2020 11:07	0	0
283	5/14/2020 11:08	0	0
284	5/14/2020 11:09	0	0
285	5/14/2020 11:10	0	0
286	5/14/2020 11:11	0	0
287	5/14/2020 11:12	0	0
288	5/14/2020 11:13	0	0
289	5/14/2020 11:14	0	0
290	5/14/2020 11:15	0	0
291	5/14/2020 11:16	0	0
292	5/14/2020 11:17	0	0

293	5/14/2020 11:18	0	0
294	5/14/2020 11:19	0	0
295	5/14/2020 11:20	0	0
296	5/14/2020 11:21	0	0
297	5/14/2020 11:22	0	0
298	5/14/2020 11:23	0	0
299	5/14/2020 11:24	0	0
300	5/14/2020 11:25	0	0
301	5/14/2020 11:26	0	0
302	5/14/2020 11:27	0	0
303	5/14/2020 11:28	0	0
304	5/14/2020 11:29	0	0
305	5/14/2020 11:30	0	0
306	5/14/2020 11:31	0	0
307	5/14/2020 11:32	0	0
308	5/14/2020 11:33	0	0
309	5/14/2020 11:34	0	0
310	5/14/2020 11:35	0	0
311	5/14/2020 11:36	0	0
312	5/14/2020 11:37	0	0
313	5/14/2020 11:38	0	0
314	5/14/2020 11:39	0	0
315	5/14/2020 11:40	0	0
316	5/14/2020 11:41	0	0
317	5/14/2020 11:42	0	0
318	5/14/2020 11:43	0	0
319	5/14/2020 11:44	0	0
320	5/14/2020 11:45	0	0
321	5/14/2020 11:46	0	0
322	5/14/2020 11:47	0	0
323	5/14/2020 11:48	0	0
324	5/14/2020 11:49	0	0
325	5/14/2020 11:50	0	0
326	5/14/2020 11:51	0	0
327	5/14/2020 11:52	0	0
328	5/14/2020 11:53	0	0
329	5/14/2020 11:54	0	0
330	5/14/2020 11:55	0	0
331	5/14/2020 11:56	0	0
332	5/14/2020 11:57	0	0
333	5/14/2020 11:58	0	0
334	5/14/2020 11:59	0	0
335	5/14/2020 12:00	0	0
336	5/14/2020 12:01	0	0

337	5/14/2020 12:02	0	0
338	5/14/2020 12:03	0	0
339	5/14/2020 12:04	0	0
340	5/14/2020 12:05	0	0
341	5/14/2020 12:06	0	0
342	5/14/2020 12:07	0	0
343	5/14/2020 12:08	0	0
344	5/14/2020 12:09	0	0
345	5/14/2020 12:10	0	0
346	5/14/2020 12:11	0	0
347	5/14/2020 12:12	0	0
348	5/14/2020 12:13	0	0
349	5/14/2020 12:14	0	0
350	5/14/2020 12:15	0	0
351	5/14/2020 12:16	0	0
352	5/14/2020 12:17	0	0
353	5/14/2020 12:18	0	0
354	5/14/2020 12:19	0	0
355	5/14/2020 12:20	0	0
356	5/14/2020 12:21	0	0
357	5/14/2020 12:22	0	0
358	5/14/2020 12:23	0	0
359	5/14/2020 12:24	0	0
360	5/14/2020 12:25	0	0
361	5/14/2020 12:26	0	0
362	5/14/2020 12:27	0	0
363	5/14/2020 12:28	0	0
364	5/14/2020 12:29	0	0
365	5/14/2020 12:30	0	0
366	5/14/2020 12:31	0	0
367	5/14/2020 12:32	0	0
368	5/14/2020 12:33	0	0
369	5/14/2020 12:34	0	0
370	5/14/2020 12:35	0	0
371	5/14/2020 12:36	0	0
372	5/14/2020 12:37	0	0
373	5/14/2020 12:38	0	0
374	5/14/2020 12:39	0	0
375	5/14/2020 12:40	0	0
376	5/14/2020 12:41	0	0
377	5/14/2020 12:42	0	0
378	5/14/2020 12:43	0	0
379	5/14/2020 12:44	0	0
380	5/14/2020 12:45	0	0

381	5/14/2020 12:46	0	0
382	5/14/2020 12:47	0	0
383	5/14/2020 12:48	0	0
384	5/14/2020 12:49	0	0
385	5/14/2020 12:50	0	0
386	5/14/2020 12:51	0	0
387	5/14/2020 12:52	0	0
388	5/14/2020 12:53	0	0
389	5/14/2020 12:54	0	0
390	5/14/2020 12:55	0	0
391	5/14/2020 12:56	0	0
392	5/14/2020 12:57	0	0
393	5/14/2020 12:58	0	0
394	5/14/2020 12:59	0	0
395	5/14/2020 13:00	0	0
396	5/14/2020 13:01	0	0
397	5/14/2020 13:02	0	0
398	5/14/2020 13:03	0	0
399	5/14/2020 13:04	0	0
400	5/14/2020 13:05	0	0
401	5/14/2020 13:06	0	0
402	5/14/2020 13:07	0	0
403	5/14/2020 13:08	0	0
404	5/14/2020 13:09	0	0
405	5/14/2020 13:10	0	0
406	5/14/2020 13:11	0	0

==========

20/05/13 09:36

****

Summary

Unit Name	MiniRAE 3000(PGM-7320)
Unit SN	592-919430
Unit Firmware Ver	V2.14

Running Mode	Hygiene Mode
Datalog Mode	Manual
Diagnostic Mode	No
Stop Reason	Stop by User

Site ID	RAE00000
User ID	USER0000

Begin	5/13/2020 9:36
End	5/13/2020 10:44
Sample Period(s)	60
Number of Records	68

Sensor	PID(ppm)
Sensor SN	S023030181U5
Measure Type	Min; Avg; Max; Real
Span	100
Span 2	1000
Low Alarm	50
High Alarm	100
Over Alarm	15000
STEL Alarm	25
TWA Alarm	10
Measurement Gas	Isobutylene
Calibration Time	5/13/2020 6:00
Peak	180
Min	0
Average	100.4

****

Datalog

Index	Date/Time	PID(ppm) (Min)	PID(ppm) (Avg)	PID(ppm) (Max)	PID(ppm) (Real)
1	5/13/2020 9:37	0	0	0	0
2	5/13/2020 9:38	0	0	0	0
3	5/13/2020 9:39	0	0	0	0

4	5/13/2020 9:40	0	0	0	0
5	5/13/2020 9:41	0	0	0	0
6	5/13/2020 9:42	0	0	0	0
7	5/13/2020 9:43	0	0	0	0
8	5/13/2020 9:44	0	0	0	0
9	5/13/2020 9:45	0	0	0	0
10	5/13/2020 9:46	0	0	0	0
11	5/13/2020 9:47	0	0	0	0
12	5/13/2020 9:48	0	0	0	0
13	5/13/2020 9:49	0	0	0	0
14	5/13/2020 9:50	0	0	0	0
15	5/13/2020 9:51	0	0	0	0
16	5/13/2020 9:52	0	0	0	0
17	5/13/2020 9:53	0	0	0	0
18	5/13/2020 9:54	0	0	0	0
19	5/13/2020 9:55	0	0	0	0
20	5/13/2020 9:56	0	0	0	0
21	5/13/2020 9:57	0	0	0	0
22	5/13/2020 9:58	0	0	0	0
23	5/13/2020 9:59	0	0	0	0
24	5/13/2020 10:00	0	0	0	0
25	5/13/2020 10:01	0	0	0	0
26	5/13/2020 10:02	0	0	0	0
27	5/13/2020 10:03	0	0	0	0
28	5/13/2020 10:04	0	0	0	0
29	5/13/2020 10:05	0	0	0	0
30	5/13/2020 10:06	0	0	0	0
31	5/13/2020 10:07	0	0	0	0
32	5/13/2020 10:08	0	0	0	0
33	5/13/2020 10:09	0	0	0	0
34	5/13/2020 10:10	0	0	0	0
35	5/13/2020 10:11	0	0	0	0
36	5/13/2020 10:12	0	0	0	0
37	5/13/2020 10:13	0	0	0	0
38	5/13/2020 10:14	0	0	0	0
39	5/13/2020 10:15	0	0	0	0
40	5/13/2020 10:16	0	0	0	0
41	5/13/2020 10:17	0	0	0	0
42	5/13/2020 10:18	0	0	0	0
43	5/13/2020 10:19	0	0	0	0
44	5/13/2020 10:20	0	0	0	0
45	5/13/2020 10:21	0	0	0	0
46	5/13/2020 10:22	0	0	0	0
47	5/13/2020 10:23	0	0	0	0

	48	5/13/2020 10:24	0	0	0	0
	49	5/13/2020 10:25	0	0	0	0
	50	5/13/2020 10:26	0	0	0	0
	51	5/13/2020 10:27	0	0	0	0
	52	5/13/2020 10:28	0	0	0	0
	53	5/13/2020 10:29	0	0	0	0
	54	5/13/2020 10:30	0	0	0	0
	55	5/13/2020 10:31	0	0	0	0
	56	5/13/2020 10:32	0	0	0	0
	57	5/13/2020 10:33	0	0	0	0
	58	5/13/2020 10:34	0	0	0	0
	59	5/13/2020 10:35	0	0	0	0
	60	5/13/2020 10:36	0	0	0	0
	61	5/13/2020 10:37	0	0	0	0
	62	5/13/2020 10:38	0	2.3	16.6	0
	63	5/13/2020 10:39	0	0	0	0
	64	5/13/2020 10:40	0	0	0	0
	65	5/13/2020 10:41	0	0	0	0
	66	5/13/2020 10:42	0	0	0	0
	67	5/13/2020 10:43	0	0	0	0
	68	5/13/2020 10:44	0	0	0	0
Peak			0	2.3	16.6	0
Min			0	0	0	0
Average			0	0	0.2	0

****

TWA/STEL

Index	Date/Time	PID(ppm) (TWA)	PID(ppm) (STEL)
1	5/13/2020 9:37	0	---
2	5/13/2020 9:38	0	---
3	5/13/2020 9:39	0	---
4	5/13/2020 9:40	0	---
5	5/13/2020 9:41	0	---
6	5/13/2020 9:42	0	---
7	5/13/2020 9:43	0	---
8	5/13/2020 9:44	0	---
9	5/13/2020 9:45	0	---
10	5/13/2020 9:46	0	---
11	5/13/2020 9:47	0	---
12	5/13/2020 9:48	0	---
13	5/13/2020 9:49	0	---
14	5/13/2020 9:50	0	---
15	5/13/2020 9:51	0	0

16	5/13/2020 9:52	0	0
17	5/13/2020 9:53	0	0
18	5/13/2020 9:54	0	0
19	5/13/2020 9:55	0	0
20	5/13/2020 9:56	0	0
21	5/13/2020 9:57	0	0
22	5/13/2020 9:58	0	0
23	5/13/2020 9:59	0	0
24	5/13/2020 10:00	0	0
25	5/13/2020 10:01	0	0
26	5/13/2020 10:02	0	0
27	5/13/2020 10:03	0	0
28	5/13/2020 10:04	0	0
29	5/13/2020 10:05	0	0
30	5/13/2020 10:06	0	0
31	5/13/2020 10:07	0	0
32	5/13/2020 10:08	0	0
33	5/13/2020 10:09	0	0
34	5/13/2020 10:10	0	0
35	5/13/2020 10:11	0	0
36	5/13/2020 10:12	0	0
37	5/13/2020 10:13	0	0
38	5/13/2020 10:14	0	0
39	5/13/2020 10:15	0	0
40	5/13/2020 10:16	0	0
41	5/13/2020 10:17	0	0
42	5/13/2020 10:18	0	0
43	5/13/2020 10:19	0	0
44	5/13/2020 10:20	0	0
45	5/13/2020 10:21	0	0
46	5/13/2020 10:22	0	0
47	5/13/2020 10:23	0	0
48	5/13/2020 10:24	0	0
49	5/13/2020 10:25	0	0
50	5/13/2020 10:26	0	0
51	5/13/2020 10:27	0	0
52	5/13/2020 10:28	0	0
53	5/13/2020 10:29	0	0
54	5/13/2020 10:30	0	0
55	5/13/2020 10:31	0	0
56	5/13/2020 10:32	0	0
57	5/13/2020 10:33	0	0
58	5/13/2020 10:34	0	0
59	5/13/2020 10:35	0	0

60	5/13/2020 10:36	0	0
61	5/13/2020 10:37	0	0
62	5/13/2020 10:38	0	0
63	5/13/2020 10:39	0	0
64	5/13/2020 10:40	0	0
65	5/13/2020 10:41	0	0
66	5/13/2020 10:42	0	0
67	5/13/2020 10:43	0	0
68	5/13/2020 10:44	0	0

==========

20/05/14 06:39

****

Summary

Unit Name	MiniRAE 3000 +(PGM-7320)
Unit SN	592-927136
Unit Firmware Ver	V2.20

Running Mode	Hygiene Mode
Datalog Mode	Manual
Diagnostic Mode	No
Stop Reason	Stop by User

Site ID	RAE00000
User ID	USER0000

Begin	5/14/2020 6:39
End	5/14/2020 14:41
Sample Period(s)	60
Number of Records	481

Sensor	PID(ppm)
Sensor SN	S023030010W2
Measure Type	Min; Avg; Max; Real
Span	100
Span 2	1000
Low Alarm	50
High Alarm	100
Over Alarm	15000
STEL Alarm	25
TWA Alarm	10
Measurement Gas	Isobutylene
Calibration Time	5/14/2020 6:11

Peak	115.5
Min	0
Average	100.6

****

Datalog

Index	Date/Time	PID(ppm) (Min)	PID(ppm) (Avg)	PID(ppm) (Max)	PID(ppm) (Real)
1	5/14/2020 6:40	0	0	0	0
2	5/14/2020 6:41	0	0	0	0
3	5/14/2020 6:42	0	0	0	0
4	5/14/2020 6:43	0	0	0	0
5	5/14/2020 6:44	0	0	0	0
6	5/14/2020 6:45	0	0	0	0
7	5/14/2020 6:46	0	0	0	0
8	5/14/2020 6:47	0	0	0	0
9	5/14/2020 6:48	0	0	0	0
10	5/14/2020 6:49	0	0	0	0
11	5/14/2020 6:50	0	0	0	0
12	5/14/2020 6:51	0	0	0	0
13	5/14/2020 6:52	0	0	0	0
14	5/14/2020 6:53	0	0	0	0
15	5/14/2020 6:54	0	0	0	0
16	5/14/2020 6:55	0	0	0	0
17	5/14/2020 6:56	0	0	0	0
18	5/14/2020 6:57	0	0	0	0
19	5/14/2020 6:58	0	0	0	0
20	5/14/2020 6:59	0	0	0	0
21	5/14/2020 7:00	0	0	0	0
22	5/14/2020 7:01	0	0	0	0
23	5/14/2020 7:02	0	0	0	0
24	5/14/2020 7:03	0	0	0	0
25	5/14/2020 7:04	0	0	0	0
26	5/14/2020 7:05	0	0	0	0
27	5/14/2020 7:06	0	0	0	0
28	5/14/2020 7:07	0	0	0	0
29	5/14/2020 7:08	0	0	0	0
30	5/14/2020 7:09	0	0	0	0
31	5/14/2020 7:10	0	0	0	0
32	5/14/2020 7:11	0	0	0	0
33	5/14/2020 7:12	0	0	0	0
34	5/14/2020 7:13	0	0	0	0
35	5/14/2020 7:14	0	0	0	0
36	5/14/2020 7:15	0	0	0	0

37	5/14/2020 7:16	0	0	0	0
38	5/14/2020 7:17	0	0	0	0
39	5/14/2020 7:18	0	0	0	0
40	5/14/2020 7:19	0	0	0	0
41	5/14/2020 7:20	0	0	0	0
42	5/14/2020 7:21	0	0	0	0
43	5/14/2020 7:22	0	0	0	0
44	5/14/2020 7:23	0	0	0	0
45	5/14/2020 7:24	0	0	0	0
46	5/14/2020 7:25	0	0	0	0
47	5/14/2020 7:26	0	0	0	0
48	5/14/2020 7:27	0	0	0	0
49	5/14/2020 7:28	0	0	0	0
50	5/14/2020 7:29	0	0	0	0
51	5/14/2020 7:30	0	0	0	0
52	5/14/2020 7:31	0	0	0	0
53	5/14/2020 7:32	0	0	0	0
54	5/14/2020 7:33	0	0	0	0
55	5/14/2020 7:34	0	0	0	0
56	5/14/2020 7:35	0	0	0	0
57	5/14/2020 7:36	0	0	0	0
58	5/14/2020 7:37	0	0	0	0
59	5/14/2020 7:38	0	0	0	0
60	5/14/2020 7:39	0	0	0	0
61	5/14/2020 7:40	0	0	0	0
62	5/14/2020 7:41	0	0	0	0
63	5/14/2020 7:42	0	0	0	0
64	5/14/2020 7:43	0	0	0	0
65	5/14/2020 7:44	0	0	0	0
66	5/14/2020 7:45	0	0	0	0
67	5/14/2020 7:46	0	0	0	0
68	5/14/2020 7:47	0	0	0	0
69	5/14/2020 7:48	0	0	0	0
70	5/14/2020 7:49	0	0	0	0
71	5/14/2020 7:50	0	0	0	0
72	5/14/2020 7:51	0	0	0	0
73	5/14/2020 7:52	0	0	0	0
74	5/14/2020 7:53	0	0	0	0
75	5/14/2020 7:54	0	0	0	0
76	5/14/2020 7:55	0	0	0	0
77	5/14/2020 7:56	0	0	0	0
78	5/14/2020 7:57	0	0	0	0
79	5/14/2020 7:58	0	0	0	0
80	5/14/2020 7:59	0	0	0	0

81	5/14/2020 8:00	0	0	0	0
82	5/14/2020 8:01	0	0	0	0
83	5/14/2020 8:02	0	0	0	0
84	5/14/2020 8:03	0	0	0	0
85	5/14/2020 8:04	0	0	0	0
86	5/14/2020 8:05	0	0	0	0
87	5/14/2020 8:06	0	0	0	0
88	5/14/2020 8:07	0	0	0	0
89	5/14/2020 8:08	0	0	0	0
90	5/14/2020 8:09	0	0	0	0
91	5/14/2020 8:10	0	0	0	0
92	5/14/2020 8:11	0	0	0	0
93	5/14/2020 8:12	0	0	0	0
94	5/14/2020 8:13	0	0	0	0
95	5/14/2020 8:14	0	0	0	0
96	5/14/2020 8:15	0	0	0	0
97	5/14/2020 8:16	0	0	0	0
98	5/14/2020 8:17	0	0	0	0
99	5/14/2020 8:18	0	0	0	0
100	5/14/2020 8:19	0	0	0	0
101	5/14/2020 8:20	0	0	0	0
102	5/14/2020 8:21	0	0	0	0
103	5/14/2020 8:22	0	0	0	0
104	5/14/2020 8:23	0	0	0	0
105	5/14/2020 8:24	0	0	0	0
106	5/14/2020 8:25	0	0	0	0
107	5/14/2020 8:26	0	0	0	0
108	5/14/2020 8:27	0	0	0	0
109	5/14/2020 8:28	0	0	0	0
110	5/14/2020 8:29	0	0	0	0
111	5/14/2020 8:30	0	0	0	0
112	5/14/2020 8:31	0	0	0	0
113	5/14/2020 8:32	0	0	0	0
114	5/14/2020 8:33	0	0	0	0
115	5/14/2020 8:34	0	0	0	0
116	5/14/2020 8:35	0	0	0	0
117	5/14/2020 8:36	0	0	0	0
118	5/14/2020 8:37	0	0	0	0
119	5/14/2020 8:38	0	0	0	0
120	5/14/2020 8:39	0	0	0	0
121	5/14/2020 8:40	0	0	0	0
122	5/14/2020 8:41	0	0	0	0
123	5/14/2020 8:42	0	0	0	0
124	5/14/2020 8:43	0	0	0	0

125	5/14/2020 8:44	0	0	0	0
126	5/14/2020 8:45	0	0	0	0
127	5/14/2020 8:46	0	0	0	0
128	5/14/2020 8:47	0	0	0	0
129	5/14/2020 8:48	0	0	0	0
130	5/14/2020 8:49	0	0	0	0
131	5/14/2020 8:50	0	0	0	0
132	5/14/2020 8:51	0	0	0	0
133	5/14/2020 8:52	0	0	0	0
134	5/14/2020 8:53	0	0	0	0
135	5/14/2020 8:54	0	0	0	0
136	5/14/2020 8:55	0	0	0	0
137	5/14/2020 8:56	0	0	0	0
138	5/14/2020 8:57	0	0	0	0
139	5/14/2020 8:58	0	0	0	0
140	5/14/2020 8:59	0	0	0	0
141	5/14/2020 9:00	0	0	0	0
142	5/14/2020 9:01	0	0	0	0
143	5/14/2020 9:02	0	0	0	0
144	5/14/2020 9:03	0	0	0	0
145	5/14/2020 9:04	0	0	0	0
146	5/14/2020 9:05	0	0	0	0
147	5/14/2020 9:06	0	0	0	0
148	5/14/2020 9:07	0	0	0	0
149	5/14/2020 9:08	0	0	0	0
150	5/14/2020 9:09	0	0	0	0
151	5/14/2020 9:10	0	0	0	0
152	5/14/2020 9:11	0	0	0	0
153	5/14/2020 9:12	0	0	0	0
154	5/14/2020 9:13	0	0	0	0
155	5/14/2020 9:14	0	0	0	0
156	5/14/2020 9:15	0	0	0	0
157	5/14/2020 9:16	0	0	0	0
158	5/14/2020 9:17	0	0	0	0
159	5/14/2020 9:18	0	0	0	0
160	5/14/2020 9:19	0	0	0	0
161	5/14/2020 9:20	0	0	0	0
162	5/14/2020 9:21	0	0	0	0
163	5/14/2020 9:22	0	0	0	0
164	5/14/2020 9:23	0	0	0	0
165	5/14/2020 9:24	0	0	0	0
166	5/14/2020 9:25	0	0	0	0
167	5/14/2020 9:26	0	0	0	0
168	5/14/2020 9:27	0	0	0	0

169	5/14/2020 9:28	0	0	0	0
170	5/14/2020 9:29	0	0	0	0
171	5/14/2020 9:30	0	0	0	0
172	5/14/2020 9:31	0	0	0	0
173	5/14/2020 9:32	0	0	0	0
174	5/14/2020 9:33	0	0	0	0
175	5/14/2020 9:34	0	0	0	0
176	5/14/2020 9:35	0	0	0	0
177	5/14/2020 9:36	0	0	0	0
178	5/14/2020 9:37	0	0	0	0
179	5/14/2020 9:38	0	0	0	0
180	5/14/2020 9:39	0	0	0	0
181	5/14/2020 9:40	0	0	0	0
182	5/14/2020 9:41	0	0	0	0
183	5/14/2020 9:42	0	0	0	0
184	5/14/2020 9:43	0	0	0	0
185	5/14/2020 9:44	0	0	0	0
186	5/14/2020 9:45	0	0	0	0
187	5/14/2020 9:46	0	0	0	0
188	5/14/2020 9:47	0	0	0	0
189	5/14/2020 9:48	0	0	0	0
190	5/14/2020 9:49	0	0	0	0
191	5/14/2020 9:50	0	0	0	0
192	5/14/2020 9:51	0	0	0	0
193	5/14/2020 9:52	0	0	0	0
194	5/14/2020 9:53	0	0	0	0
195	5/14/2020 9:54	0	0	0	0
196	5/14/2020 9:55	0	0	0	0
197	5/14/2020 9:56	0	0	0	0
198	5/14/2020 9:57	0	0	0	0
199	5/14/2020 9:58	0	0	0	0
200	5/14/2020 9:59	0	0	0	0
201	5/14/2020 10:00	0	0	0	0
202	5/14/2020 10:01	0	0	0	0
203	5/14/2020 10:02	0	0	0	0
204	5/14/2020 10:03	0	0	0	0
205	5/14/2020 10:04	0	0	0	0
206	5/14/2020 10:05	0	0	0	0
207	5/14/2020 10:06	0	0	0	0
208	5/14/2020 10:07	0	0	0	0
209	5/14/2020 10:08	0	0	0	0
210	5/14/2020 10:09	0	0	0	0
211	5/14/2020 10:10	0	0	0	0
212	5/14/2020 10:11	0	0	0	0

213	5/14/2020 10:12	0	0	0	0
214	5/14/2020 10:13	0	0	0	0
215	5/14/2020 10:14	0	0	0	0
216	5/14/2020 10:15	0	0	0	0
217	5/14/2020 10:16	0	0	0	0
218	5/14/2020 10:17	0	0	0	0
219	5/14/2020 10:18	0	0	0	0
220	5/14/2020 10:19	0	0	0	0
221	5/14/2020 10:20	0	0	0	0
222	5/14/2020 10:21	0	0	0	0
223	5/14/2020 10:22	0	0	0	0
224	5/14/2020 10:23	0	0	0	0
225	5/14/2020 10:24	0	0	0	0
226	5/14/2020 10:25	0	0	0	0
227	5/14/2020 10:26	0	0	0	0
228	5/14/2020 10:27	0	0	0	0
229	5/14/2020 10:28	0	0	0	0
230	5/14/2020 10:29	0	0	0	0
231	5/14/2020 10:30	0	0	0	0
232	5/14/2020 10:31	0	0	0	0
233	5/14/2020 10:32	0	0	0	0
234	5/14/2020 10:33	0	0	0	0
235	5/14/2020 10:34	0	0	0	0
236	5/14/2020 10:35	0	0	0	0
237	5/14/2020 10:36	0	0	0	0
238	5/14/2020 10:37	0	0	0	0
239	5/14/2020 10:38	0	0	0	0
240	5/14/2020 10:39	0	0	0	0
241	5/14/2020 10:40	0	0	0	0
242	5/14/2020 10:41	0	0	0	0
243	5/14/2020 10:42	0	0	0	0
244	5/14/2020 10:43	0	0	0	0
245	5/14/2020 10:44	0	0	0	0
246	5/14/2020 10:45	0	0	0	0
247	5/14/2020 10:46	0	0	0	0
248	5/14/2020 10:47	0	0	0	0
249	5/14/2020 10:48	0	0	0	0
250	5/14/2020 10:49	0	0	0	0
251	5/14/2020 10:50	0	0	0	0
252	5/14/2020 10:51	0	0	0	0
253	5/14/2020 10:52	0	0	0	0
254	5/14/2020 10:53	0	0	0	0
255	5/14/2020 10:54	0	0	0	0
256	5/14/2020 10:55	0	0	0	0

257	5/14/2020 10:56	0	0	0	0
258	5/14/2020 10:57	0	0	0	0
259	5/14/2020 10:58	0	0	0	0
260	5/14/2020 10:59	0	0	0	0
261	5/14/2020 11:00	0	0	0	0
262	5/14/2020 11:01	0	0	0	0
263	5/14/2020 11:02	0	0	0	0
264	5/14/2020 11:03	0	0	0	0
265	5/14/2020 11:04	0	0	0	0
266	5/14/2020 11:05	0	0	0	0
267	5/14/2020 11:06	0	0	0	0
268	5/14/2020 11:07	0	0	0	0
269	5/14/2020 11:08	0	0	0	0
270	5/14/2020 11:09	0	0	0	0
271	5/14/2020 11:10	0	0	0	0
272	5/14/2020 11:11	0	0	0	0
273	5/14/2020 11:12	0	0	0	0
274	5/14/2020 11:13	0	0	0	0
275	5/14/2020 11:14	0	0	0	0
276	5/14/2020 11:15	0	0	0	0
277	5/14/2020 11:16	0	0	0	0
278	5/14/2020 11:17	0	0	0	0
279	5/14/2020 11:18	0	0	0	0
280	5/14/2020 11:19	0	0	0	0
281	5/14/2020 11:20	0	0	0	0
282	5/14/2020 11:21	0	0	0	0
283	5/14/2020 11:22	0	0	0	0
284	5/14/2020 11:23	0	0	0	0
285	5/14/2020 11:24	0	0	0	0
286	5/14/2020 11:25	0	0	0	0
287	5/14/2020 11:26	0	0	0	0
288	5/14/2020 11:27	0	0	0	0
289	5/14/2020 11:28	0	0	0	0
290	5/14/2020 11:29	0	0	0	0
291	5/14/2020 11:30	0	0	0	0
292	5/14/2020 11:31	0	0	0	0
293	5/14/2020 11:32	0	0	0	0
294	5/14/2020 11:33	0	0	0	0
295	5/14/2020 11:34	0	0	0	0
296	5/14/2020 11:35	0	0	0	0
297	5/14/2020 11:36	0	0	0	0
298	5/14/2020 11:37	0	0	0	0
299	5/14/2020 11:38	0	0	0	0
300	5/14/2020 11:39	0	0	0	0

301	5/14/2020 11:40	0	0	0	0
302	5/14/2020 11:41	0	0	0	0
303	5/14/2020 11:42	0	0	0	0
304	5/14/2020 11:43	0	0	0	0
305	5/14/2020 11:44	0	0	0	0
306	5/14/2020 11:45	0	0	0	0
307	5/14/2020 11:46	0	0	0	0
308	5/14/2020 11:47	0	0	0	0
309	5/14/2020 11:48	0	0	0	0
310	5/14/2020 11:49	0	0	0	0
311	5/14/2020 11:50	0	0	0	0
312	5/14/2020 11:51	0	0	0	0
313	5/14/2020 11:52	0	0	0	0
314	5/14/2020 11:53	0	0	0	0
315	5/14/2020 11:54	0	0	0	0
316	5/14/2020 11:55	0	0	0	0
317	5/14/2020 11:56	0	0	0	0
318	5/14/2020 11:57	0	0	0	0
319	5/14/2020 11:58	0	0	0	0
320	5/14/2020 11:59	0	0	0	0
321	5/14/2020 12:00	0	0	0	0
322	5/14/2020 12:01	0	0	0	0
323	5/14/2020 12:02	0	0	0	0
324	5/14/2020 12:03	0	0	0	0
325	5/14/2020 12:04	0	0	0	0
326	5/14/2020 12:05	0	0	0	0
327	5/14/2020 12:06	0	0	0	0
328	5/14/2020 12:07	0	0	0	0
329	5/14/2020 12:08	0	0	0	0
330	5/14/2020 12:09	0	0	0	0
331	5/14/2020 12:10	0	0	0	0
332	5/14/2020 12:11	0	0	0	0
333	5/14/2020 12:12	0	0	0	0
334	5/14/2020 12:13	0	0	0	0
335	5/14/2020 12:14	0	0	0	0
336	5/14/2020 12:15	0	0	0	0
337	5/14/2020 12:16	0	0	0	0
338	5/14/2020 12:17	0	0	0	0
339	5/14/2020 12:18	0	0	0	0
340	5/14/2020 12:19	0	0	0	0
341	5/14/2020 12:20	0	0	0	0
342	5/14/2020 12:21	0	0	0	0
343	5/14/2020 12:22	0	0	0	0
344	5/14/2020 12:23	0	0	0	0

345	5/14/2020 12:24	0	0	0	0
346	5/14/2020 12:25	0	0	0	0
347	5/14/2020 12:26	0	0	0	0
348	5/14/2020 12:27	0	0	0	0
349	5/14/2020 12:28	0	0	0	0
350	5/14/2020 12:29	0	0	0	0
351	5/14/2020 12:30	0	0	0	0
352	5/14/2020 12:31	0	0	0	0
353	5/14/2020 12:32	0	0	0	0
354	5/14/2020 12:33	0	0	0	0
355	5/14/2020 12:34	0	0	0	0
356	5/14/2020 12:35	0	0	0	0
357	5/14/2020 12:36	0	0	0	0
358	5/14/2020 12:37	0	0	0	0
359	5/14/2020 12:38	0	0	0	0
360	5/14/2020 12:39	0	0	0	0
361	5/14/2020 12:40	0	0	0	0
362	5/14/2020 12:41	0	0	0	0
363	5/14/2020 12:42	0	0	0	0
364	5/14/2020 12:43	0	0	0	0
365	5/14/2020 12:44	0	0	0	0
366	5/14/2020 12:45	0	0	0	0
367	5/14/2020 12:46	0	0	0	0
368	5/14/2020 12:47	0	0	0	0
369	5/14/2020 12:48	0	0	0	0
370	5/14/2020 12:49	0	0	0	0
371	5/14/2020 12:50	0	0	0	0
372	5/14/2020 12:51	0	0	0	0
373	5/14/2020 12:52	0	0	0	0
374	5/14/2020 12:53	0	0	0	0
375	5/14/2020 12:54	0	0	0	0
376	5/14/2020 12:55	0	0	0	0
377	5/14/2020 12:56	0	0	0	0
378	5/14/2020 12:57	0	0	0	0
379	5/14/2020 12:58	0	0	0	0
380	5/14/2020 12:59	0	0	0	0
381	5/14/2020 13:00	0	0	0	0
382	5/14/2020 13:01	0	0	0	0
383	5/14/2020 13:02	0	0	0	0
384	5/14/2020 13:03	0	0	0	0
385	5/14/2020 13:04	0	0	0	0
386	5/14/2020 13:05	0	0	0	0
387	5/14/2020 13:06	0	0	0	0
388	5/14/2020 13:07	0	0	0	0

389	5/14/2020 13:08	0	0	0	0
390	5/14/2020 13:09	0	0	0	0
391	5/14/2020 13:10	0	0	0	0
392	5/14/2020 13:11	0	0	0	0
393	5/14/2020 13:12	0	0	0	0
394	5/14/2020 13:13	0	0	0	0
395	5/14/2020 13:14	0	0	0	0
396	5/14/2020 13:15	0	0	0	0
397	5/14/2020 13:16	0	0	0	0
398	5/14/2020 13:17	0	0	0	0
399	5/14/2020 13:18	0	0	0	0
400	5/14/2020 13:19	0	0	0	0
401	5/14/2020 13:20	0	0	0	0
402	5/14/2020 13:21	0	0	0	0
403	5/14/2020 13:22	0	0	0	0
404	5/14/2020 13:23	0	0	0	0
405	5/14/2020 13:24	0	0	0	0
406	5/14/2020 13:25	0	0	0	0
407	5/14/2020 13:26	0	0	0	0
408	5/14/2020 13:27	0	0	0	0
409	5/14/2020 13:28	0	0	0	0
410	5/14/2020 13:29	0	0	0	0
411	5/14/2020 13:30	0	0	0	0
412	5/14/2020 13:31	0	0	0	0
413	5/14/2020 13:32	0	0	0	0
414	5/14/2020 13:33	0	0	0	0
415	5/14/2020 13:34	0	0	0	0
416	5/14/2020 13:35	0	0	0	0
417	5/14/2020 13:36	0	0	0	0
418	5/14/2020 13:37	0	0	0	0
419	5/14/2020 13:38	0	0	0	0
420	5/14/2020 13:39	0	0	0	0
421	5/14/2020 13:40	0	0	0	0
422	5/14/2020 13:41	0	0	0	0
423	5/14/2020 13:42	0	0	0	0
424	5/14/2020 13:43	0	0	0	0
425	5/14/2020 13:44	0	0	0	0
426	5/14/2020 13:45	0	0	0	0
427	5/14/2020 13:46	0	0	0	0
428	5/14/2020 13:47	0	0	0	0
429	5/14/2020 13:48	0	0	0	0
430	5/14/2020 13:49	0	0	0	0
431	5/14/2020 13:50	0	0	0	0
432	5/14/2020 13:51	0	0	0	0

433	5/14/2020 13:52	0	0	0	0
434	5/14/2020 13:53	0	0	0	0
435	5/14/2020 13:54	0	0	0	0
436	5/14/2020 13:55	0	0	0	0
437	5/14/2020 13:56	0	0	0	0
438	5/14/2020 13:57	0	0	0	0
439	5/14/2020 13:58	0	0	0	0
440	5/14/2020 13:59	0	0	0	0
441	5/14/2020 14:00	0	0	0	0
442	5/14/2020 14:01	0	0	0	0
443	5/14/2020 14:02	0	0	0	0
444	5/14/2020 14:03	0	0	0	0
445	5/14/2020 14:04	0	0	0	0
446	5/14/2020 14:05	0	0	0	0
447	5/14/2020 14:06	0	0	0	0
448	5/14/2020 14:07	0	0	0	0
449	5/14/2020 14:08	0	0	0	0
450	5/14/2020 14:09	0	0	0	0
451	5/14/2020 14:10	0	0	0	0
452	5/14/2020 14:11	0	0	0	0
453	5/14/2020 14:12	0	0	0	0
454	5/14/2020 14:13	0	0	0	0
455	5/14/2020 14:14	0	0	0	0
456	5/14/2020 14:15	0	0	0	0
457	5/14/2020 14:16	0	0	0	0
458	5/14/2020 14:17	0	0	0	0
459	5/14/2020 14:18	0	0	0	0
460	5/14/2020 14:19	0	0	0	0
461	5/14/2020 14:20	0	0	0	0
462	5/14/2020 14:21	0	0	0	0
463	5/14/2020 14:22	0	0	0	0
464	5/14/2020 14:23	0	0	0	0
465	5/14/2020 14:24	0	0	0	0
466	5/14/2020 14:25	0	0	0	0
467	5/14/2020 14:26	0	0	0	0
468	5/14/2020 14:27	0	0	0	0
469	5/14/2020 14:28	0	0	0	0
470	5/14/2020 14:29	0	0	0	0
471	5/14/2020 14:30	0	0	0	0
472	5/14/2020 14:31	0	0	0	0
473	5/14/2020 14:32	0	0	0	0
474	5/14/2020 14:33	0	0	0	0
475	5/14/2020 14:34	0	0	0	0
476	5/14/2020 14:35	0	0	0	0

	477	5/14/2020 14:36	0	0	0	0
	478	5/14/2020 14:37	0	0	0	0
	479	5/14/2020 14:38	0	0	0	0
	480	5/14/2020 14:39	0	0	0	0
	481	5/14/2020 14:40	0	0	0	0
Peak			0	0	0	0
Min			0	0	0	0
Average			0	0	0	0

****

TWA/STEL

Index	Date/Time	PID(ppm) (TWA)	PID(ppm) (STEL)
1	5/14/2020 6:40	0	---
2	5/14/2020 6:41	0	---
3	5/14/2020 6:42	0	---
4	5/14/2020 6:43	0	---
5	5/14/2020 6:44	0	---
6	5/14/2020 6:45	0	---
7	5/14/2020 6:46	0	---
8	5/14/2020 6:47	0	---
9	5/14/2020 6:48	0	---
10	5/14/2020 6:49	0	---
11	5/14/2020 6:50	0	---
12	5/14/2020 6:51	0	---
13	5/14/2020 6:52	0	---
14	5/14/2020 6:53	0	---
15	5/14/2020 6:54	0	0
16	5/14/2020 6:55	0	0
17	5/14/2020 6:56	0	0
18	5/14/2020 6:57	0	0
19	5/14/2020 6:58	0	0
20	5/14/2020 6:59	0	0
21	5/14/2020 7:00	0	0
22	5/14/2020 7:01	0	0
23	5/14/2020 7:02	0	0
24	5/14/2020 7:03	0	0
25	5/14/2020 7:04	0	0
26	5/14/2020 7:05	0	0
27	5/14/2020 7:06	0	0
28	5/14/2020 7:07	0	0
29	5/14/2020 7:08	0	0
30	5/14/2020 7:09	0	0
31	5/14/2020 7:10	0	0

32	5/14/2020 7:11	0	0
33	5/14/2020 7:12	0	0
34	5/14/2020 7:13	0	0
35	5/14/2020 7:14	0	0
36	5/14/2020 7:15	0	0
37	5/14/2020 7:16	0	0
38	5/14/2020 7:17	0	0
39	5/14/2020 7:18	0	0
40	5/14/2020 7:19	0	0
41	5/14/2020 7:20	0	0
42	5/14/2020 7:21	0	0
43	5/14/2020 7:22	0	0
44	5/14/2020 7:23	0	0
45	5/14/2020 7:24	0	0
46	5/14/2020 7:25	0	0
47	5/14/2020 7:26	0	0
48	5/14/2020 7:27	0	0
49	5/14/2020 7:28	0	0
50	5/14/2020 7:29	0	0
51	5/14/2020 7:30	0	0
52	5/14/2020 7:31	0	0
53	5/14/2020 7:32	0	0
54	5/14/2020 7:33	0	0
55	5/14/2020 7:34	0	0
56	5/14/2020 7:35	0	0
57	5/14/2020 7:36	0	0
58	5/14/2020 7:37	0	0
59	5/14/2020 7:38	0	0
60	5/14/2020 7:39	0	0
61	5/14/2020 7:40	0	0
62	5/14/2020 7:41	0	0
63	5/14/2020 7:42	0	0
64	5/14/2020 7:43	0	0
65	5/14/2020 7:44	0	0
66	5/14/2020 7:45	0	0
67	5/14/2020 7:46	0	0
68	5/14/2020 7:47	0	0
69	5/14/2020 7:48	0	0
70	5/14/2020 7:49	0	0
71	5/14/2020 7:50	0	0
72	5/14/2020 7:51	0	0
73	5/14/2020 7:52	0	0
74	5/14/2020 7:53	0	0
75	5/14/2020 7:54	0	0

76	5/14/2020 7:55	0	0
77	5/14/2020 7:56	0	0
78	5/14/2020 7:57	0	0
79	5/14/2020 7:58	0	0
80	5/14/2020 7:59	0	0
81	5/14/2020 8:00	0	0
82	5/14/2020 8:01	0	0
83	5/14/2020 8:02	0	0
84	5/14/2020 8:03	0	0
85	5/14/2020 8:04	0	0
86	5/14/2020 8:05	0	0
87	5/14/2020 8:06	0	0
88	5/14/2020 8:07	0	0
89	5/14/2020 8:08	0	0
90	5/14/2020 8:09	0	0
91	5/14/2020 8:10	0	0
92	5/14/2020 8:11	0	0
93	5/14/2020 8:12	0	0
94	5/14/2020 8:13	0	0
95	5/14/2020 8:14	0	0
96	5/14/2020 8:15	0	0
97	5/14/2020 8:16	0	0
98	5/14/2020 8:17	0	0
99	5/14/2020 8:18	0	0
100	5/14/2020 8:19	0	0
101	5/14/2020 8:20	0	0
102	5/14/2020 8:21	0	0
103	5/14/2020 8:22	0	0
104	5/14/2020 8:23	0	0
105	5/14/2020 8:24	0	0
106	5/14/2020 8:25	0	0
107	5/14/2020 8:26	0	0
108	5/14/2020 8:27	0	0
109	5/14/2020 8:28	0	0
110	5/14/2020 8:29	0	0
111	5/14/2020 8:30	0	0
112	5/14/2020 8:31	0	0
113	5/14/2020 8:32	0	0
114	5/14/2020 8:33	0	0
115	5/14/2020 8:34	0	0
116	5/14/2020 8:35	0	0
117	5/14/2020 8:36	0	0
118	5/14/2020 8:37	0	0
119	5/14/2020 8:38	0	0

120	5/14/2020 8:39	0	0
121	5/14/2020 8:40	0	0
122	5/14/2020 8:41	0	0
123	5/14/2020 8:42	0	0
124	5/14/2020 8:43	0	0
125	5/14/2020 8:44	0	0
126	5/14/2020 8:45	0	0
127	5/14/2020 8:46	0	0
128	5/14/2020 8:47	0	0
129	5/14/2020 8:48	0	0
130	5/14/2020 8:49	0	0
131	5/14/2020 8:50	0	0
132	5/14/2020 8:51	0	0
133	5/14/2020 8:52	0	0
134	5/14/2020 8:53	0	0
135	5/14/2020 8:54	0	0
136	5/14/2020 8:55	0	0
137	5/14/2020 8:56	0	0
138	5/14/2020 8:57	0	0
139	5/14/2020 8:58	0	0
140	5/14/2020 8:59	0	0
141	5/14/2020 9:00	0	0
142	5/14/2020 9:01	0	0
143	5/14/2020 9:02	0	0
144	5/14/2020 9:03	0	0
145	5/14/2020 9:04	0	0
146	5/14/2020 9:05	0	0
147	5/14/2020 9:06	0	0
148	5/14/2020 9:07	0	0
149	5/14/2020 9:08	0	0
150	5/14/2020 9:09	0	0
151	5/14/2020 9:10	0	0
152	5/14/2020 9:11	0	0
153	5/14/2020 9:12	0	0
154	5/14/2020 9:13	0	0
155	5/14/2020 9:14	0	0
156	5/14/2020 9:15	0	0
157	5/14/2020 9:16	0	0
158	5/14/2020 9:17	0	0
159	5/14/2020 9:18	0	0
160	5/14/2020 9:19	0	0
161	5/14/2020 9:20	0	0
162	5/14/2020 9:21	0	0
163	5/14/2020 9:22	0	0

164	5/14/2020 9:23	0	0
165	5/14/2020 9:24	0	0
166	5/14/2020 9:25	0	0
167	5/14/2020 9:26	0	0
168	5/14/2020 9:27	0	0
169	5/14/2020 9:28	0	0
170	5/14/2020 9:29	0	0
171	5/14/2020 9:30	0	0
172	5/14/2020 9:31	0	0
173	5/14/2020 9:32	0	0
174	5/14/2020 9:33	0	0
175	5/14/2020 9:34	0	0
176	5/14/2020 9:35	0	0
177	5/14/2020 9:36	0	0
178	5/14/2020 9:37	0	0
179	5/14/2020 9:38	0	0
180	5/14/2020 9:39	0	0
181	5/14/2020 9:40	0	0
182	5/14/2020 9:41	0	0
183	5/14/2020 9:42	0	0
184	5/14/2020 9:43	0	0
185	5/14/2020 9:44	0	0
186	5/14/2020 9:45	0	0
187	5/14/2020 9:46	0	0
188	5/14/2020 9:47	0	0
189	5/14/2020 9:48	0	0
190	5/14/2020 9:49	0	0
191	5/14/2020 9:50	0	0
192	5/14/2020 9:51	0	0
193	5/14/2020 9:52	0	0
194	5/14/2020 9:53	0	0
195	5/14/2020 9:54	0	0
196	5/14/2020 9:55	0	0
197	5/14/2020 9:56	0	0
198	5/14/2020 9:57	0	0
199	5/14/2020 9:58	0	0
200	5/14/2020 9:59	0	0
201	5/14/2020 10:00	0	0
202	5/14/2020 10:01	0	0
203	5/14/2020 10:02	0	0
204	5/14/2020 10:03	0	0
205	5/14/2020 10:04	0	0
206	5/14/2020 10:05	0	0
207	5/14/2020 10:06	0	0

208	5/14/2020 10:07	0	0
209	5/14/2020 10:08	0	0
210	5/14/2020 10:09	0	0
211	5/14/2020 10:10	0	0
212	5/14/2020 10:11	0	0
213	5/14/2020 10:12	0	0
214	5/14/2020 10:13	0	0
215	5/14/2020 10:14	0	0
216	5/14/2020 10:15	0	0
217	5/14/2020 10:16	0	0
218	5/14/2020 10:17	0	0
219	5/14/2020 10:18	0	0
220	5/14/2020 10:19	0	0
221	5/14/2020 10:20	0	0
222	5/14/2020 10:21	0	0
223	5/14/2020 10:22	0	0
224	5/14/2020 10:23	0	0
225	5/14/2020 10:24	0	0
226	5/14/2020 10:25	0	0
227	5/14/2020 10:26	0	0
228	5/14/2020 10:27	0	0
229	5/14/2020 10:28	0	0
230	5/14/2020 10:29	0	0
231	5/14/2020 10:30	0	0
232	5/14/2020 10:31	0	0
233	5/14/2020 10:32	0	0
234	5/14/2020 10:33	0	0
235	5/14/2020 10:34	0	0
236	5/14/2020 10:35	0	0
237	5/14/2020 10:36	0	0
238	5/14/2020 10:37	0	0
239	5/14/2020 10:38	0	0
240	5/14/2020 10:39	0	0
241	5/14/2020 10:40	0	0
242	5/14/2020 10:41	0	0
243	5/14/2020 10:42	0	0
244	5/14/2020 10:43	0	0
245	5/14/2020 10:44	0	0
246	5/14/2020 10:45	0	0
247	5/14/2020 10:46	0	0
248	5/14/2020 10:47	0	0
249	5/14/2020 10:48	0	0
250	5/14/2020 10:49	0	0
251	5/14/2020 10:50	0	0

252	5/14/2020 10:51	0	0
253	5/14/2020 10:52	0	0
254	5/14/2020 10:53	0	0
255	5/14/2020 10:54	0	0
256	5/14/2020 10:55	0	0
257	5/14/2020 10:56	0	0
258	5/14/2020 10:57	0	0
259	5/14/2020 10:58	0	0
260	5/14/2020 10:59	0	0
261	5/14/2020 11:00	0	0
262	5/14/2020 11:01	0	0
263	5/14/2020 11:02	0	0
264	5/14/2020 11:03	0	0
265	5/14/2020 11:04	0	0
266	5/14/2020 11:05	0	0
267	5/14/2020 11:06	0	0
268	5/14/2020 11:07	0	0
269	5/14/2020 11:08	0	0
270	5/14/2020 11:09	0	0
271	5/14/2020 11:10	0	0
272	5/14/2020 11:11	0	0
273	5/14/2020 11:12	0	0
274	5/14/2020 11:13	0	0
275	5/14/2020 11:14	0	0
276	5/14/2020 11:15	0	0
277	5/14/2020 11:16	0	0
278	5/14/2020 11:17	0	0
279	5/14/2020 11:18	0	0
280	5/14/2020 11:19	0	0
281	5/14/2020 11:20	0	0
282	5/14/2020 11:21	0	0
283	5/14/2020 11:22	0	0
284	5/14/2020 11:23	0	0
285	5/14/2020 11:24	0	0
286	5/14/2020 11:25	0	0
287	5/14/2020 11:26	0	0
288	5/14/2020 11:27	0	0
289	5/14/2020 11:28	0	0
290	5/14/2020 11:29	0	0
291	5/14/2020 11:30	0	0
292	5/14/2020 11:31	0	0
293	5/14/2020 11:32	0	0
294	5/14/2020 11:33	0	0
295	5/14/2020 11:34	0	0

296	5/14/2020 11:35	0	0
297	5/14/2020 11:36	0	0
298	5/14/2020 11:37	0	0
299	5/14/2020 11:38	0	0
300	5/14/2020 11:39	0	0
301	5/14/2020 11:40	0	0
302	5/14/2020 11:41	0	0
303	5/14/2020 11:42	0	0
304	5/14/2020 11:43	0	0
305	5/14/2020 11:44	0	0
306	5/14/2020 11:45	0	0
307	5/14/2020 11:46	0	0
308	5/14/2020 11:47	0	0
309	5/14/2020 11:48	0	0
310	5/14/2020 11:49	0	0
311	5/14/2020 11:50	0	0
312	5/14/2020 11:51	0	0
313	5/14/2020 11:52	0	0
314	5/14/2020 11:53	0	0
315	5/14/2020 11:54	0	0
316	5/14/2020 11:55	0	0
317	5/14/2020 11:56	0	0
318	5/14/2020 11:57	0	0
319	5/14/2020 11:58	0	0
320	5/14/2020 11:59	0	0
321	5/14/2020 12:00	0	0
322	5/14/2020 12:01	0	0
323	5/14/2020 12:02	0	0
324	5/14/2020 12:03	0	0
325	5/14/2020 12:04	0	0
326	5/14/2020 12:05	0	0
327	5/14/2020 12:06	0	0
328	5/14/2020 12:07	0	0
329	5/14/2020 12:08	0	0
330	5/14/2020 12:09	0	0
331	5/14/2020 12:10	0	0
332	5/14/2020 12:11	0	0
333	5/14/2020 12:12	0	0
334	5/14/2020 12:13	0	0
335	5/14/2020 12:14	0	0
336	5/14/2020 12:15	0	0
337	5/14/2020 12:16	0	0
338	5/14/2020 12:17	0	0
339	5/14/2020 12:18	0	0

340	5/14/2020 12:19	0	0
341	5/14/2020 12:20	0	0
342	5/14/2020 12:21	0	0
343	5/14/2020 12:22	0	0
344	5/14/2020 12:23	0	0
345	5/14/2020 12:24	0	0
346	5/14/2020 12:25	0	0
347	5/14/2020 12:26	0	0
348	5/14/2020 12:27	0	0
349	5/14/2020 12:28	0	0
350	5/14/2020 12:29	0	0
351	5/14/2020 12:30	0	0
352	5/14/2020 12:31	0	0
353	5/14/2020 12:32	0	0
354	5/14/2020 12:33	0	0
355	5/14/2020 12:34	0	0
356	5/14/2020 12:35	0	0
357	5/14/2020 12:36	0	0
358	5/14/2020 12:37	0	0
359	5/14/2020 12:38	0	0
360	5/14/2020 12:39	0	0
361	5/14/2020 12:40	0	0
362	5/14/2020 12:41	0	0
363	5/14/2020 12:42	0	0
364	5/14/2020 12:43	0	0
365	5/14/2020 12:44	0	0
366	5/14/2020 12:45	0	0
367	5/14/2020 12:46	0	0
368	5/14/2020 12:47	0	0
369	5/14/2020 12:48	0	0
370	5/14/2020 12:49	0	0
371	5/14/2020 12:50	0	0
372	5/14/2020 12:51	0	0
373	5/14/2020 12:52	0	0
374	5/14/2020 12:53	0	0
375	5/14/2020 12:54	0	0
376	5/14/2020 12:55	0	0
377	5/14/2020 12:56	0	0
378	5/14/2020 12:57	0	0
379	5/14/2020 12:58	0	0
380	5/14/2020 12:59	0	0
381	5/14/2020 13:00	0	0
382	5/14/2020 13:01	0	0
383	5/14/2020 13:02	0	0

384	5/14/2020 13:03	0	0
385	5/14/2020 13:04	0	0
386	5/14/2020 13:05	0	0
387	5/14/2020 13:06	0	0
388	5/14/2020 13:07	0	0
389	5/14/2020 13:08	0	0
390	5/14/2020 13:09	0	0
391	5/14/2020 13:10	0	0
392	5/14/2020 13:11	0	0
393	5/14/2020 13:12	0	0
394	5/14/2020 13:13	0	0
395	5/14/2020 13:14	0	0
396	5/14/2020 13:15	0	0
397	5/14/2020 13:16	0	0
398	5/14/2020 13:17	0	0
399	5/14/2020 13:18	0	0
400	5/14/2020 13:19	0	0
401	5/14/2020 13:20	0	0
402	5/14/2020 13:21	0	0
403	5/14/2020 13:22	0	0
404	5/14/2020 13:23	0	0
405	5/14/2020 13:24	0	0
406	5/14/2020 13:25	0	0
407	5/14/2020 13:26	0	0
408	5/14/2020 13:27	0	0
409	5/14/2020 13:28	0	0
410	5/14/2020 13:29	0	0
411	5/14/2020 13:30	0	0
412	5/14/2020 13:31	0	0
413	5/14/2020 13:32	0	0
414	5/14/2020 13:33	0	0
415	5/14/2020 13:34	0	0
416	5/14/2020 13:35	0	0
417	5/14/2020 13:36	0	0
418	5/14/2020 13:37	0	0
419	5/14/2020 13:38	0	0
420	5/14/2020 13:39	0	0
421	5/14/2020 13:40	0	0
422	5/14/2020 13:41	0	0
423	5/14/2020 13:42	0	0
424	5/14/2020 13:43	0	0
425	5/14/2020 13:44	0	0
426	5/14/2020 13:45	0	0
427	5/14/2020 13:46	0	0

428	5/14/2020 13:47	0	0
429	5/14/2020 13:48	0	0
430	5/14/2020 13:49	0	0
431	5/14/2020 13:50	0	0
432	5/14/2020 13:51	0	0
433	5/14/2020 13:52	0	0
434	5/14/2020 13:53	0	0
435	5/14/2020 13:54	0	0
436	5/14/2020 13:55	0	0
437	5/14/2020 13:56	0	0
438	5/14/2020 13:57	0	0
439	5/14/2020 13:58	0	0
440	5/14/2020 13:59	0	0
441	5/14/2020 14:00	0	0
442	5/14/2020 14:01	0	0
443	5/14/2020 14:02	0	0
444	5/14/2020 14:03	0	0
445	5/14/2020 14:04	0	0
446	5/14/2020 14:05	0	0
447	5/14/2020 14:06	0	0
448	5/14/2020 14:07	0	0
449	5/14/2020 14:08	0	0
450	5/14/2020 14:09	0	0
451	5/14/2020 14:10	0	0
452	5/14/2020 14:11	0	0
453	5/14/2020 14:12	0	0
454	5/14/2020 14:13	0	0
455	5/14/2020 14:14	0	0
456	5/14/2020 14:15	0	0
457	5/14/2020 14:16	0	0
458	5/14/2020 14:17	0	0
459	5/14/2020 14:18	0	0
460	5/14/2020 14:19	0	0
461	5/14/2020 14:20	0	0
462	5/14/2020 14:21	0	0
463	5/14/2020 14:22	0	0
464	5/14/2020 14:23	0	0
465	5/14/2020 14:24	0	0
466	5/14/2020 14:25	0	0
467	5/14/2020 14:26	0	0
468	5/14/2020 14:27	0	0
469	5/14/2020 14:28	0	0
470	5/14/2020 14:29	0	0
471	5/14/2020 14:30	0	0

472	5/14/2020 14:31	0	0
473	5/14/2020 14:32	0	0
474	5/14/2020 14:33	0	0
475	5/14/2020 14:34	0	0
476	5/14/2020 14:35	0	0
477	5/14/2020 14:36	0	0
478	5/14/2020 14:37	0	0
479	5/14/2020 14:38	0	0
480	5/14/2020 14:39	0	0
481	5/14/2020 14:40	0	0

==========

Attachment C
Community Air Monitoring Program Data
Former Inwood Gas Holder Site
Inwood, NY

20/05/13 09:39

****

Summary

Unit Name	MiniRAE 3000(PGM-7320)
Unit SN	592-919151
Unit Firmware Ver	V2.14

Running Mode	Hygiene Mode
Datalog Mode	Manual
Diagnostic Mode	No
Stop Reason	Stop by User

Site ID	RAE00000
User ID	USER0000

Begin	5/13/2020 9:39
End	5/13/2020 10:12
Sample Period(s)	60
Number of Records	32

Sensor	PID(ppm)
Sensor SN	S023030028U4
Measure Type	Min; Avg; Max; Real
Span	100
Span 2	1000
Low Alarm	50
High Alarm	100
Over Alarm	15000
STEL Alarm	25
TWA Alarm	10
Measurement Gas	Isobutylene
Calibration Time	5/13/2020 9:24
Peak	128
Min	0
Average	99.9

****

Datalog

Index	Date/Time	PID(ppm) (Min)	PID(ppm) (Avg)	PID(ppm) (Max)	PID(ppm) (Real)
1	5/13/2020 9:40	0	0	0	0
2	5/13/2020 9:41	0	0	0	0
3	5/13/2020 9:42	0	0	0	0

	4	5/13/2020 9:43	0	0	0	0
	5	5/13/2020 9:44	0	0	0	0
	6	5/13/2020 9:45	0	0	0	0
	7	5/13/2020 9:46	0	0	0	0
	8	5/13/2020 9:47	0	0	0	0
	9	5/13/2020 9:48	0	0	0	0
	10	5/13/2020 9:49	0	0	0	0
	11	5/13/2020 9:50	0	0	0	0
	12	5/13/2020 9:51	0	0	0	0
	13	5/13/2020 9:52	0	0	0	0
	14	5/13/2020 9:53	0	0	0	0
	15	5/13/2020 9:54	0	0	0	0
	16	5/13/2020 9:55	0	0	0	0
	17	5/13/2020 9:56	0	0	0	0
	18	5/13/2020 9:57	0	0	0	0
	19	5/13/2020 9:58	0	0	0	0
	20	5/13/2020 9:59	0	0	0	0
	21	5/13/2020 10:00	0	0	0	0
	22	5/13/2020 10:01	0	0	0	0
	23	5/13/2020 10:02	0	0	0	0
	24	5/13/2020 10:03	0	0	0	0
	25	5/13/2020 10:04	0	0	0	0
	26	5/13/2020 10:05	0	0	0	0
	27	5/13/2020 10:06	0	0	0	0
	28	5/13/2020 10:07	0	0	0	0
	29	5/13/2020 10:08	0	0	0	0
	30	5/13/2020 10:09	0	0	0	0
	31	5/13/2020 10:10	0	0	0	0
	32	5/13/2020 10:11	0	0	0	0
Peak			0	0	0	0
Min			0	0	0	0
Average			0	0	0	0

****

TWA/STEL

Index	Date/Time	PID(ppm) (TWA)	PID(ppm) (STEL)
1	5/13/2020 9:40	0	---
2	5/13/2020 9:41	0	---
3	5/13/2020 9:42	0	---
4	5/13/2020 9:43	0	---
5	5/13/2020 9:44	0	---
6	5/13/2020 9:45	0	---
7	5/13/2020 9:46	0	---

8	5/13/2020 9:47	0	---
9	5/13/2020 9:48	0	---
10	5/13/2020 9:49	0	---
11	5/13/2020 9:50	0	---
12	5/13/2020 9:51	0	---
13	5/13/2020 9:52	0	---
14	5/13/2020 9:53	0	---
15	5/13/2020 9:54	0	0
16	5/13/2020 9:55	0	0
17	5/13/2020 9:56	0	0
18	5/13/2020 9:57	0	0
19	5/13/2020 9:58	0	0
20	5/13/2020 9:59	0	0
21	5/13/2020 10:00	0	0
22	5/13/2020 10:01	0	0
23	5/13/2020 10:02	0	0
24	5/13/2020 10:03	0	0
25	5/13/2020 10:04	0	0
26	5/13/2020 10:05	0	0
27	5/13/2020 10:06	0	0
28	5/13/2020 10:07	0	0
29	5/13/2020 10:08	0	0
30	5/13/2020 10:09	0	0
31	5/13/2020 10:10	0	0
32	5/13/2020 10:11	0	0

==========

20/05/13 10:12

****

Summary

Unit Name	MiniRAE 3000(PGM-7320)
Unit SN	592-919151
Unit Firmware Ver	V2.14

Running Mode	Hygiene Mode
Datalog Mode	Manual
Diagnostic Mode	No
Stop Reason	Power Down

Site ID	RAE00000
User ID	USER0000

Begin	5/13/2020 10:12
End	5/13/2020 14:34

Attachment C
Community Air Monitoring Program Data
Former Inwood Gas Holder Site
Inwood, NY

Sample Period(s)		60
Number of Records		261

Sensor	PID(ppm)	
Sensor SN	S023030028U4	
Measure Type	Min; Avg; Max; Real	
Span		100
Span 2		1000
Low Alarm		50
High Alarm		100
Over Alarm		15000
STEL Alarm		25
TWA Alarm		10
Measurement Gas	Isobutylene	
Calibration Time		5/13/2020 9:24
Peak		128
Min		0
Average		99.9

****

Datalog

Index	Date/Time	PID(ppm) (Min)	PID(ppm) (Avg)	PID(ppm) (Max)	PID(ppm) (Real)
1	5/13/2020 10:13	0	0	0	0
2	5/13/2020 10:14	0	0	0	0
3	5/13/2020 10:15	0	0	0	0
4	5/13/2020 10:16	0	0	0	0
5	5/13/2020 10:17	0	0	0	0
6	5/13/2020 10:18	0	0	0	0
7	5/13/2020 10:19	0	0	0	0
8	5/13/2020 10:20	0	0	0	0
9	5/13/2020 10:21	0	0	0	0
10	5/13/2020 10:22	0	0	0	0
11	5/13/2020 10:23	0	0	0	0
12	5/13/2020 10:24	0	0	0	0
13	5/13/2020 10:25	0	0	0	0
14	5/13/2020 10:26	0	0	0	0
15	5/13/2020 10:27	0	0	0	0
16	5/13/2020 10:28	0	0	0	0
17	5/13/2020 10:29	0	0	0	0
18	5/13/2020 10:30	0	0	0	0
19	5/13/2020 10:31	0	0	0	0
20	5/13/2020 10:32	0	0	0	0
21	5/13/2020 10:33	0	0	0	0

Attachment C
Community Air Monitoring Program Data
Former Inwood Gas Holder Site
Inwood, NY

22	5/13/2020 10:34	0	0	0	0
23	5/13/2020 10:35	0	0	0	0
24	5/13/2020 10:36	0	0	0	0
25	5/13/2020 10:37	0	0	0	0
26	5/13/2020 10:38	0	0	0	0
27	5/13/2020 10:39	0	0	0	0
28	5/13/2020 10:40	0	0	0	0
29	5/13/2020 10:41	0	0	0	0
30	5/13/2020 10:42	0	0	0	0
31	5/13/2020 10:43	0	0	0	0
32	5/13/2020 10:44	0	0	0	0
33	5/13/2020 10:45	0	0	0	0
34	5/13/2020 10:46	0	0	0	0
35	5/13/2020 10:47	0	0	0	0
36	5/13/2020 10:48	0	0	0	0
37	5/13/2020 10:49	0	0	0	0
38	5/13/2020 10:50	0	0	0	0
39	5/13/2020 10:51	0	0	0	0
40	5/13/2020 10:52	0	0	0	0
41	5/13/2020 10:53	0	0	0	0
42	5/13/2020 10:54	0	0	0	0
43	5/13/2020 10:55	0	0	0	0
44	5/13/2020 10:56	0	0	0	0
45	5/13/2020 10:57	0	0	0	0
46	5/13/2020 10:58	0	0	0	0
47	5/13/2020 10:59	0	0	0	0
48	5/13/2020 11:00	0	0	0	0
49	5/13/2020 11:01	0	0	0	0
50	5/13/2020 11:02	0	0	0	0
51	5/13/2020 11:03	0	0	0	0
52	5/13/2020 11:04	0	0	0	0
53	5/13/2020 11:05	0	0	0	0
54	5/13/2020 11:06	0	0	0	0
55	5/13/2020 11:07	0	0	0	0
56	5/13/2020 11:08	0	0	0	0
57	5/13/2020 11:09	0	0	0	0
58	5/13/2020 11:10	0	0	0	0
59	5/13/2020 11:11	0	0	0	0
60	5/13/2020 11:12	0	0	0	0
61	5/13/2020 11:13	0	0	0	0
62	5/13/2020 11:14	0	0	0	0
63	5/13/2020 11:15	0	0	0	0
64	5/13/2020 11:16	0	0	0	0
65	5/13/2020 11:17	0	0	0	0

Attachment C
Community Air Monitoring Program Data
Former Inwood Gas Holder Site
Inwood, NY

66	5/13/2020 11:18	0	0	0	0
67	5/13/2020 11:19	0	0	0	0
68	5/13/2020 11:20	0	0	0	0
69	5/13/2020 11:21	0	0	0	0
70	5/13/2020 11:22	0	0	0	0
71	5/13/2020 11:23	0	0	0	0
72	5/13/2020 11:24	0	0	0	0
73	5/13/2020 11:25	0	0	0	0
74	5/13/2020 11:26	0	0	0	0
75	5/13/2020 11:27	0	0	0	0
76	5/13/2020 11:28	0	0	0	0
77	5/13/2020 11:29	0	0	0	0
78	5/13/2020 11:30	0	0	0	0
79	5/13/2020 11:31	0	0	0	0
80	5/13/2020 11:32	0	0	0	0
81	5/13/2020 11:33	0	0	0	0
82	5/13/2020 11:34	0	0	0	0
83	5/13/2020 11:35	0	0	0	0
84	5/13/2020 11:36	0	0	0	0
85	5/13/2020 11:37	0	0	0	0
86	5/13/2020 11:38	0	0	0	0
87	5/13/2020 11:39	0	0	0	0
88	5/13/2020 11:40	0	0	0	0
89	5/13/2020 11:41	0	0	0	0
90	5/13/2020 11:42	0	0	0	0
91	5/13/2020 11:43	0	0	0	0
92	5/13/2020 11:44	0	0	0	0
93	5/13/2020 11:45	0	0	0	0
94	5/13/2020 11:46	0	0	0	0
95	5/13/2020 11:47	0	0	0	0
96	5/13/2020 11:48	0	0	0	0
97	5/13/2020 11:49	0	0	0	0
98	5/13/2020 11:50	0	0	0	0
99	5/13/2020 11:51	0	0	0	0
100	5/13/2020 11:52	0	0	0	0
101	5/13/2020 11:53	0	0	0	0
102	5/13/2020 11:54	0	0	0	0
103	5/13/2020 11:55	0	0	0	0
104	5/13/2020 11:56	0	0	0	0
105	5/13/2020 11:57	0	0	0	0
106	5/13/2020 11:58	0	0	0	0
107	5/13/2020 11:59	0	0	0	0
108	5/13/2020 12:00	0	0	0	0
109	5/13/2020 12:01	0	0	0	0

110	5/13/2020 12:02	0	0	0	0
111	5/13/2020 12:03	0	0	0	0
112	5/13/2020 12:04	0	0	0	0
113	5/13/2020 12:05	0	0	0	0
114	5/13/2020 12:06	0	0	0	0
115	5/13/2020 12:07	0	0	0	0
116	5/13/2020 12:08	0	0	0	0
117	5/13/2020 12:09	0	0	0	0
118	5/13/2020 12:10	0	0	0	0
119	5/13/2020 12:11	0	0	0	0
120	5/13/2020 12:12	0	0	0	0
121	5/13/2020 12:13	0	0	0	0
122	5/13/2020 12:14	0	0	0	0
123	5/13/2020 12:15	0	0	0	0
124	5/13/2020 12:16	0	0	0	0
125	5/13/2020 12:17	0	0	0	0
126	5/13/2020 12:18	0	0	0	0
127	5/13/2020 12:19	0	0	0	0
128	5/13/2020 12:20	0	0	0	0
129	5/13/2020 12:21	0	0	0	0
130	5/13/2020 12:22	0	0	0	0
131	5/13/2020 12:23	0	0	0	0
132	5/13/2020 12:24	0	0	0	0
133	5/13/2020 12:25	0	0	0	0
134	5/13/2020 12:26	0	0	0	0
135	5/13/2020 12:27	0	0	0	0
136	5/13/2020 12:28	0	0	0	0
137	5/13/2020 12:29	0	0	0	0
138	5/13/2020 12:30	0	0	0	0
139	5/13/2020 12:31	0	0	0	0
140	5/13/2020 12:32	0	0	0	0
141	5/13/2020 12:33	0	0	0	0
142	5/13/2020 12:34	0	0	0	0
143	5/13/2020 12:35	0	0	0	0
144	5/13/2020 12:36	0	0	0	0
145	5/13/2020 12:37	0	0	0	0
146	5/13/2020 12:38	0	0	0	0
147	5/13/2020 12:39	0	0	0	0
148	5/13/2020 12:40	0	0	0	0
149	5/13/2020 12:41	0	0	0	0
150	5/13/2020 12:42	0	0	0	0
151	5/13/2020 12:43	0	0	0	0
152	5/13/2020 12:44	0	0	0	0
153	5/13/2020 12:45	0	0	0	0

154	5/13/2020 12:46	0	0	0	0
155	5/13/2020 12:47	0	0	0	0
156	5/13/2020 12:48	0	0	0	0
157	5/13/2020 12:49	0	0	0	0
158	5/13/2020 12:50	0	0	0	0
159	5/13/2020 12:51	0	0	0	0
160	5/13/2020 12:52	0	0	0	0
161	5/13/2020 12:53	0	0	0	0
162	5/13/2020 12:54	0	0	0	0
163	5/13/2020 12:55	0	0	0	0
164	5/13/2020 12:56	0	0	0	0
165	5/13/2020 12:57	0	0	0	0
166	5/13/2020 12:58	0	0	0	0
167	5/13/2020 12:59	0	0	0	0
168	5/13/2020 13:00	0	0	0	0
169	5/13/2020 13:01	0	0	0	0
170	5/13/2020 13:02	0	0	0	0
171	5/13/2020 13:03	0	0	0	0
172	5/13/2020 13:04	0	0	0	0
173	5/13/2020 13:05	0	0	0	0
174	5/13/2020 13:06	0	0	0	0
175	5/13/2020 13:07	0	0	0	0
176	5/13/2020 13:08	0	0	0	0
177	5/13/2020 13:09	0	0	0	0
178	5/13/2020 13:10	0	0	0	0
179	5/13/2020 13:11	0	0	0	0
180	5/13/2020 13:12	0	0	0	0
181	5/13/2020 13:13	0	0	0	0
182	5/13/2020 13:14	0	0	0	0
183	5/13/2020 13:15	0	0	0	0
184	5/13/2020 13:16	0	0	0	0
185	5/13/2020 13:17	0	0	0	0
186	5/13/2020 13:18	0	0	0	0
187	5/13/2020 13:19	0	0	0	0
188	5/13/2020 13:20	0	0	0	0
189	5/13/2020 13:21	0	0	0	0
190	5/13/2020 13:22	0	0	0	0
191	5/13/2020 13:23	0	0	0	0
192	5/13/2020 13:24	0	0	0	0
193	5/13/2020 13:25	0	0	0	0
194	5/13/2020 13:26	0	0	0	0
195	5/13/2020 13:27	0	0	0	0
196	5/13/2020 13:28	0	0	0	0
197	5/13/2020 13:29	0	0	0	0

198	5/13/2020 13:30	0	0	0	0
199	5/13/2020 13:31	0	0	0	0
200	5/13/2020 13:32	0	0	0	0
201	5/13/2020 13:33	0	0	0	0
202	5/13/2020 13:34	0	0	0	0
203	5/13/2020 13:35	0	0	0	0
204	5/13/2020 13:36	0	0	0	0
205	5/13/2020 13:37	0	0	0	0
206	5/13/2020 13:38	0	0	0	0
207	5/13/2020 13:39	0	0	0	0
208	5/13/2020 13:40	0	0	0	0
209	5/13/2020 13:41	0	0	0	0
210	5/13/2020 13:42	0	0	0	0
211	5/13/2020 13:43	0	0	0	0
212	5/13/2020 13:44	0	0	0	0
213	5/13/2020 13:45	0	0	0	0
214	5/13/2020 13:46	0	0	0	0
215	5/13/2020 13:47	0	0	0	0
216	5/13/2020 13:48	0	0	0	0
217	5/13/2020 13:49	0	0	0	0
218	5/13/2020 13:50	0	0	0	0
219	5/13/2020 13:51	0	0	0	0
220	5/13/2020 13:52	0	0	0	0
221	5/13/2020 13:53	0	0	0	0
222	5/13/2020 13:54	0	0	0	0
223	5/13/2020 13:55	0	0	0	0
224	5/13/2020 13:56	0	0	0	0
225	5/13/2020 13:57	0	0	0	0
226	5/13/2020 13:58	0	0	0	0
227	5/13/2020 13:59	0	0	0	0
228	5/13/2020 14:00	0	0	0	0
229	5/13/2020 14:01	0	0	0	0
230	5/13/2020 14:02	0	0	0	0
231	5/13/2020 14:03	0	0	0	0
232	5/13/2020 14:04	0	0	0	0
233	5/13/2020 14:05	0	0	0	0
234	5/13/2020 14:06	0	0	0	0
235	5/13/2020 14:07	0	0	0	0
236	5/13/2020 14:08	0	0	0	0
237	5/13/2020 14:09	0	0	0	0
238	5/13/2020 14:10	0	0	0	0
239	5/13/2020 14:11	0	0	0	0
240	5/13/2020 14:12	0	0	0	0
241	5/13/2020 14:13	0	0	0	0

	242	5/13/2020 14:14	0	0	0	0
	243	5/13/2020 14:15	0	0	0	0
	244	5/13/2020 14:16	0	0	0	0
	245	5/13/2020 14:17	0	0	0	0
	246	5/13/2020 14:18	0	0	0	0
	247	5/13/2020 14:19	0	0	0	0
	248	5/13/2020 14:20	0	0	0	0
	249	5/13/2020 14:21	0	0	0	0
	250	5/13/2020 14:22	0	0	0	0
	251	5/13/2020 14:23	0	0	0	0
	252	5/13/2020 14:24	0	0	0	0
	253	5/13/2020 14:25	0	0	0	0
	254	5/13/2020 14:26	0	0	0	0
	255	5/13/2020 14:27	0	0	0	0
	256	5/13/2020 14:28	0	0	0	0
	257	5/13/2020 14:29	0	0	0	0
	258	5/13/2020 14:30	0	0	0	0
	259	5/13/2020 14:31	0	0	0	0
	260	5/13/2020 14:32	0	0	0	0
	261	5/13/2020 14:33	0	0	0	0
Peak			0	0	0	0
Min			0	0	0	0
Average			0	0	0	0

****

TWA/STEL

Index	Date/Time	PID(ppm) (TWA)	PID(ppm) (STEL)
1	5/13/2020 10:13	0	---
2	5/13/2020 10:14	0	---
3	5/13/2020 10:15	0	---
4	5/13/2020 10:16	0	---
5	5/13/2020 10:17	0	---
6	5/13/2020 10:18	0	---
7	5/13/2020 10:19	0	---
8	5/13/2020 10:20	0	---
9	5/13/2020 10:21	0	---
10	5/13/2020 10:22	0	---
11	5/13/2020 10:23	0	---
12	5/13/2020 10:24	0	---
13	5/13/2020 10:25	0	---
14	5/13/2020 10:26	0	---
15	5/13/2020 10:27	0	0
16	5/13/2020 10:28	0	0

17	5/13/2020 10:29	0	0
18	5/13/2020 10:30	0	0
19	5/13/2020 10:31	0	0
20	5/13/2020 10:32	0	0
21	5/13/2020 10:33	0	0
22	5/13/2020 10:34	0	0
23	5/13/2020 10:35	0	0
24	5/13/2020 10:36	0	0
25	5/13/2020 10:37	0	0
26	5/13/2020 10:38	0	0
27	5/13/2020 10:39	0	0
28	5/13/2020 10:40	0	0
29	5/13/2020 10:41	0	0
30	5/13/2020 10:42	0	0
31	5/13/2020 10:43	0	0
32	5/13/2020 10:44	0	0
33	5/13/2020 10:45	0	0
34	5/13/2020 10:46	0	0
35	5/13/2020 10:47	0	0
36	5/13/2020 10:48	0	0
37	5/13/2020 10:49	0	0
38	5/13/2020 10:50	0	0
39	5/13/2020 10:51	0	0
40	5/13/2020 10:52	0	0
41	5/13/2020 10:53	0	0
42	5/13/2020 10:54	0	0
43	5/13/2020 10:55	0	0
44	5/13/2020 10:56	0	0
45	5/13/2020 10:57	0	0
46	5/13/2020 10:58	0	0
47	5/13/2020 10:59	0	0
48	5/13/2020 11:00	0	0
49	5/13/2020 11:01	0	0
50	5/13/2020 11:02	0	0
51	5/13/2020 11:03	0	0
52	5/13/2020 11:04	0	0
53	5/13/2020 11:05	0	0
54	5/13/2020 11:06	0	0
55	5/13/2020 11:07	0	0
56	5/13/2020 11:08	0	0
57	5/13/2020 11:09	0	0
58	5/13/2020 11:10	0	0
59	5/13/2020 11:11	0	0
60	5/13/2020 11:12	0	0

61	5/13/2020 11:13	0	0
62	5/13/2020 11:14	0	0
63	5/13/2020 11:15	0	0
64	5/13/2020 11:16	0	0
65	5/13/2020 11:17	0	0
66	5/13/2020 11:18	0	0
67	5/13/2020 11:19	0	0
68	5/13/2020 11:20	0	0
69	5/13/2020 11:21	0	0
70	5/13/2020 11:22	0	0
71	5/13/2020 11:23	0	0
72	5/13/2020 11:24	0	0
73	5/13/2020 11:25	0	0
74	5/13/2020 11:26	0	0
75	5/13/2020 11:27	0	0
76	5/13/2020 11:28	0	0
77	5/13/2020 11:29	0	0
78	5/13/2020 11:30	0	0
79	5/13/2020 11:31	0	0
80	5/13/2020 11:32	0	0
81	5/13/2020 11:33	0	0
82	5/13/2020 11:34	0	0
83	5/13/2020 11:35	0	0
84	5/13/2020 11:36	0	0
85	5/13/2020 11:37	0	0
86	5/13/2020 11:38	0	0
87	5/13/2020 11:39	0	0
88	5/13/2020 11:40	0	0
89	5/13/2020 11:41	0	0
90	5/13/2020 11:42	0	0
91	5/13/2020 11:43	0	0
92	5/13/2020 11:44	0	0
93	5/13/2020 11:45	0	0
94	5/13/2020 11:46	0	0
95	5/13/2020 11:47	0	0
96	5/13/2020 11:48	0	0
97	5/13/2020 11:49	0	0
98	5/13/2020 11:50	0	0
99	5/13/2020 11:51	0	0
100	5/13/2020 11:52	0	0
101	5/13/2020 11:53	0	0
102	5/13/2020 11:54	0	0
103	5/13/2020 11:55	0	0
104	5/13/2020 11:56	0	0

105	5/13/2020 11:57	0	0
106	5/13/2020 11:58	0	0
107	5/13/2020 11:59	0	0
108	5/13/2020 12:00	0	0
109	5/13/2020 12:01	0	0
110	5/13/2020 12:02	0	0
111	5/13/2020 12:03	0	0
112	5/13/2020 12:04	0	0
113	5/13/2020 12:05	0	0
114	5/13/2020 12:06	0	0
115	5/13/2020 12:07	0	0
116	5/13/2020 12:08	0	0
117	5/13/2020 12:09	0	0
118	5/13/2020 12:10	0	0
119	5/13/2020 12:11	0	0
120	5/13/2020 12:12	0	0
121	5/13/2020 12:13	0	0
122	5/13/2020 12:14	0	0
123	5/13/2020 12:15	0	0
124	5/13/2020 12:16	0	0
125	5/13/2020 12:17	0	0
126	5/13/2020 12:18	0	0
127	5/13/2020 12:19	0	0
128	5/13/2020 12:20	0	0
129	5/13/2020 12:21	0	0
130	5/13/2020 12:22	0	0
131	5/13/2020 12:23	0	0
132	5/13/2020 12:24	0	0
133	5/13/2020 12:25	0	0
134	5/13/2020 12:26	0	0
135	5/13/2020 12:27	0	0
136	5/13/2020 12:28	0	0
137	5/13/2020 12:29	0	0
138	5/13/2020 12:30	0	0
139	5/13/2020 12:31	0	0
140	5/13/2020 12:32	0	0
141	5/13/2020 12:33	0	0
142	5/13/2020 12:34	0	0
143	5/13/2020 12:35	0	0
144	5/13/2020 12:36	0	0
145	5/13/2020 12:37	0	0
146	5/13/2020 12:38	0	0
147	5/13/2020 12:39	0	0
148	5/13/2020 12:40	0	0

149	5/13/2020 12:41	0	0
150	5/13/2020 12:42	0	0
151	5/13/2020 12:43	0	0
152	5/13/2020 12:44	0	0
153	5/13/2020 12:45	0	0
154	5/13/2020 12:46	0	0
155	5/13/2020 12:47	0	0
156	5/13/2020 12:48	0	0
157	5/13/2020 12:49	0	0
158	5/13/2020 12:50	0	0
159	5/13/2020 12:51	0	0
160	5/13/2020 12:52	0	0
161	5/13/2020 12:53	0	0
162	5/13/2020 12:54	0	0
163	5/13/2020 12:55	0	0
164	5/13/2020 12:56	0	0
165	5/13/2020 12:57	0	0
166	5/13/2020 12:58	0	0
167	5/13/2020 12:59	0	0
168	5/13/2020 13:00	0	0
169	5/13/2020 13:01	0	0
170	5/13/2020 13:02	0	0
171	5/13/2020 13:03	0	0
172	5/13/2020 13:04	0	0
173	5/13/2020 13:05	0	0
174	5/13/2020 13:06	0	0
175	5/13/2020 13:07	0	0
176	5/13/2020 13:08	0	0
177	5/13/2020 13:09	0	0
178	5/13/2020 13:10	0	0
179	5/13/2020 13:11	0	0
180	5/13/2020 13:12	0	0
181	5/13/2020 13:13	0	0
182	5/13/2020 13:14	0	0
183	5/13/2020 13:15	0	0
184	5/13/2020 13:16	0	0
185	5/13/2020 13:17	0	0
186	5/13/2020 13:18	0	0
187	5/13/2020 13:19	0	0
188	5/13/2020 13:20	0	0
189	5/13/2020 13:21	0	0
190	5/13/2020 13:22	0	0
191	5/13/2020 13:23	0	0
192	5/13/2020 13:24	0	0

193	5/13/2020 13:25	0	0
194	5/13/2020 13:26	0	0
195	5/13/2020 13:27	0	0
196	5/13/2020 13:28	0	0
197	5/13/2020 13:29	0	0
198	5/13/2020 13:30	0	0
199	5/13/2020 13:31	0	0
200	5/13/2020 13:32	0	0
201	5/13/2020 13:33	0	0
202	5/13/2020 13:34	0	0
203	5/13/2020 13:35	0	0
204	5/13/2020 13:36	0	0
205	5/13/2020 13:37	0	0
206	5/13/2020 13:38	0	0
207	5/13/2020 13:39	0	0
208	5/13/2020 13:40	0	0
209	5/13/2020 13:41	0	0
210	5/13/2020 13:42	0	0
211	5/13/2020 13:43	0	0
212	5/13/2020 13:44	0	0
213	5/13/2020 13:45	0	0
214	5/13/2020 13:46	0	0
215	5/13/2020 13:47	0	0
216	5/13/2020 13:48	0	0
217	5/13/2020 13:49	0	0
218	5/13/2020 13:50	0	0
219	5/13/2020 13:51	0	0
220	5/13/2020 13:52	0	0
221	5/13/2020 13:53	0	0
222	5/13/2020 13:54	0	0
223	5/13/2020 13:55	0	0
224	5/13/2020 13:56	0	0
225	5/13/2020 13:57	0	0
226	5/13/2020 13:58	0	0
227	5/13/2020 13:59	0	0
228	5/13/2020 14:00	0	0
229	5/13/2020 14:01	0	0
230	5/13/2020 14:02	0	0
231	5/13/2020 14:03	0	0
232	5/13/2020 14:04	0	0
233	5/13/2020 14:05	0	0
234	5/13/2020 14:06	0	0
235	5/13/2020 14:07	0	0
236	5/13/2020 14:08	0	0

237	5/13/2020 14:09	0	0
238	5/13/2020 14:10	0	0
239	5/13/2020 14:11	0	0
240	5/13/2020 14:12	0	0
241	5/13/2020 14:13	0	0
242	5/13/2020 14:14	0	0
243	5/13/2020 14:15	0	0
244	5/13/2020 14:16	0	0
245	5/13/2020 14:17	0	0
246	5/13/2020 14:18	0	0
247	5/13/2020 14:19	0	0
248	5/13/2020 14:20	0	0
249	5/13/2020 14:21	0	0
250	5/13/2020 14:22	0	0
251	5/13/2020 14:23	0	0
252	5/13/2020 14:24	0	0
253	5/13/2020 14:25	0	0
254	5/13/2020 14:26	0	0
255	5/13/2020 14:27	0	0
256	5/13/2020 14:28	0	0
257	5/13/2020 14:29	0	0
258	5/13/2020 14:30	0	0
259	5/13/2020 14:31	0	0
260	5/13/2020 14:32	0	0
261	5/13/2020 14:33	0	0

==========

Instrument Name	DustTrak II
Model Number	8530
Serial Number	8530113809
Firmware Version	3.4
Calibration Date	9/14/2015
Test Name	MANUAL_005
Test Start Time	12:22:09 AM
Test Start Date	1/8/2000
Test Length [D:H:M]	0:11:01
Test Interval [M:S]	1:00
Mass Average [mg/m3]	0.006
Mass Minimum [mg/m3]	0
Mass Maximum [mg/m3]	0.036
Mass TWA [mg/m3]	0.006
Photometric User Cal	0.86
Flow User Cal	0
Errors	
Number of Samples	477

Elapsed Time [s]	Mass [mg/m3]	Alarms	Errors
60	0.004		
120	0.002		
180	0.002		
240	0.001		
300	0.001		
360	0.001		
420	0.001		
480	0.001		
540	0.001		
600	0.001		
660	0.001		
720	0.001		
780	0.001		
840	0.002		
900	0.002		
960	0.001		
1020	0.001		
1080	0.002		
1140	0.002		
1200	0.002		
1260	0.002		
1320	0.002		
1380	0.002		
1440	0.002		

1500	0.003
1560	0.002
1620	0.003
1680	0.003
1740	0.003
1800	0.003
1860	0.003
1920	0.003
1980	0.003
2040	0.003
2100	0.003
2160	0.003
2220	0.003
2280	0.004
2340	0.004
2400	0.003
2460	0.003
2520	0.003
2580	0.003
2640	0.003
2700	0.004
2760	0.004
2820	0.004
2880	0.004
2940	0.004
3000	0.006
3060	0.004
3120	0.004
3180	0.004
3240	0.004
3300	0.003
3360	0.003
3420	0.003
3480	0.003
3540	0.004
3600	0.004
3660	0.004
3720	0.004
3780	0.004
3840	0.004
3900	0.004
3960	0.004
4020	0.004
4080	0.005

4140	0.005
4200	0.006
4260	0.005
4320	0.005
4380	0.006
4440	0.005
4500	0.005
4560	0.006
4620	0.006
4680	0.006
4740	0.007
4800	0.006
4860	0.006
4920	0.006
4980	0.007
5040	0.007
5100	0.009
5160	0.012
5220	0.009
5280	0.009
5340	0.008
5400	0.008
5460	0.008
5520	0.008
5580	0.007
5640	0.011
5700	0.011
5760	0.01
5820	0.011
5880	0.009
5940	0.008
6000	0.008
6060	0.008
6120	0.008
6180	0.008
6240	0.008
6300	0.008
6360	0.008
6420	0.008
6480	0.008
6540	0.008
6600	0.008
6660	0.009
6720	0.01

6780	0.009
6840	0.009
6900	0.011
6960	0.009
7020	0.008
7080	0.008
7140	0.008
7200	0.008
7260	0.009
7320	0.009
7380	0.009
7440	0.009
7500	0.009
7560	0.009
7620	0.009
7680	0.009
7740	0.009
7800	0.009
7860	0.008
7920	0.009
7980	0.008
8040	0.009
8100	0.008
8160	0.008
8220	0.008
8280	0.008
8340	0.008
8400	0.008
8460	0.009
8520	0.008
8580	0.008
8640	0.009
8700	0.01
8760	0.009
8820	0.009
8880	0.009
8940	0.01
9000	0.01
9060	0.011
9120	0.009
9180	0.009
9240	0.008
9300	0.009
9360	0.009

9420	0.01
9480	0.009
9540	0.009
9600	0.013
9660	0.011
9720	0.014
9780	0.016
9840	0.009
9900	0.01
9960	0.011
10020	0.013
10080	0.011
10140	0.011
10200	0.01
10260	0.011
10320	0.01
10380	0.011
10440	0.012
10500	0.01
10560	0.009
10620	0.01
10680	0.009
10740	0.01
10800	0.009
10860	0.01
10920	0.009
10980	0.011
11040	0.017
11100	0.019
11160	0.014
11220	0.012
11280	0.01
11340	0.01
11400	0.014
11460	0.014
11520	0.012
11580	0.012
11640	0.012
11700	0.013
11760	0.011
11820	0.02
11880	0.015
11940	0.012
12000	0.013

12060	0.021
12120	0.021
12180	0.017
12240	0.019
12300	0.016
12360	0.017
12420	0.027
12480	0.012
12540	0.013
12600	0.015
12660	0.027
12720	0.018
12780	0.014
12840	0.014
12900	0.012
12960	0.012
13020	0.015
13080	0.019
13140	0.015
13200	0.018
13260	0.018
13320	0.018
13380	0.016
13440	0.015
13500	0.014
13560	0.011
13620	0.011
13680	0.01
13740	0.01
13800	0.013
13860	0.011
13920	0.01
13980	0.011
14040	0.011
14100	0.012
14160	0.012
14220	0.014
14280	0.016
14340	0.013
14400	0.01
14460	0.01
14520	0.01
14580	0.01
14640	0.01

14700	0.01
14760	0.01
14820	0.01
14880	0.01
14940	0.01
15000	0.01
15060	0.011
15120	0.01
15180	0.01
15240	0.01
15300	0.01
15360	0.01
15420	0.011
15480	0.011
15540	0.01
15600	0.01
15660	0.01
15720	0.011
15780	0.011
15840	0.01
15900	0.01
15960	0.01
16020	0.01
16080	0.01
16140	0.009
16200	0.01
16260	0.01
16320	0.012
16380	0.01
16440	0.01
16500	0.011
16560	0.01
16620	0.01
16680	0.01
16740	0.009
16800	0.01
16860	0.012
16920	0.012
16980	0.01
17040	0.01
17100	0.036
17160	0.013
17220	0.009
17280	0.009

17340	0.009
17400	0.009
17460	0.009
17520	0.009
17580	0.009
17640	0.011
17700	0.009
17760	0.011
17820	0.01
17880	0.009
17940	0.008
18000	0.009
18060	0.008
18120	0.008
18180	0.008
18240	0.011
29352	0
29400	0.002
29460	0.007
29520	0.001
29580	0.002
29640	0
29700	0
29760	0
29820	0.001
29880	0
29940	0
30000	0
30060	0
30120	0
30180	0
30240	0
30300	0
30360	0
30420	0
30480	0
30540	0
30600	0
30660	0
30720	0
30780	0
30840	0
30900	0
30960	0

31020	0
31080	0
31140	0
31200	0
31260	0
31320	0
31380	0
31440	0
31500	0
31560	0
31620	0
31680	0
31740	0
31800	0
31860	0
31920	0
31980	0
32040	0
32100	0
32160	0
32220	0
32280	0
32340	0
32400	0
32460	0
32520	0
32580	0
32640	0
32700	0
32760	0.001
32820	0.001
32880	0.001
32940	0.001
33000	0.001
33060	0.001
33120	0.001
33180	0
33240	0
33300	0
33360	0
33420	0
33480	0
33540	0.001
33600	0.001

33660	0.001
33720	0.001
33780	0.001
33840	0.001
33900	0.001
33960	0.001
34020	0.001
34080	0.001
34140	0.001
34200	0.001
34260	0.001
34320	0.001
34380	0.001
34440	0.001
34500	0.001
34560	0.001
34620	0.001
34680	0
34740	0
34800	0.001
34860	0.001
34920	0.001
34980	0.001
35040	0.001
35100	0.001
35160	0.001
35220	0.001
35280	0.001
35340	0.001
35400	0.001
35460	0.001
35520	0.001
35580	0.001
35640	0.001
35700	0.001
35760	0.001
35820	0.001
35880	0.001
35940	0.001
36000	0.001
36060	0.001
36120	0.001
36180	0.001
36240	0.001

36300	0.001
36360	0.001
36420	0.001
36480	0.001
36540	0.001
36600	0.001
36660	0.001
36720	0.001
36780	0.001
36840	0.001
36900	0.001
36960	0.001
37020	0.001
37080	0.001
37140	0.001
37200	0.001
37260	0.001
37320	0.001
37380	0.001
37440	0.001
37500	0.001
37560	0.001
37620	0.001
37680	0.001
37740	0.001
37800	0.001
37860	0.001
37920	0.002
37980	0.001
38040	0.002
38100	0.001
38160	0.001
38220	0.001
38280	0.002
38340	0.002
38400	0.002
38460	0.002
38520	0.002
38580	0.002
38640	0.002
38700	0.002
38760	0.002
38820	0.002
38880	0.002

38940	0.002
39000	0.002
39060	0.002
39120	0.002
39180	0.002
39240	0.002
39300	0.002
39360	0.002
39420	0.002
39480	0.002
39540	0.002
39600	0.002
39660	0.002

Instrument Name	DustTrak II
Model Number	8530
Serial Number	8530113809
Firmware Version	3.4
Calibration Date	9/14/2015
Test Name	MANUAL_006
Test Start Time	9:29:47 PM
Test Start Date	1/8/2000
Test Length [D:H:M]	0:08:00
Test Interval [M:S]	1:00
Mass Average [mg/m3]	0.008
Mass Minimum [mg/m3]	0.002
Mass Maximum [mg/m3]	0.022
Mass TWA [mg/m3]	0.008
Photometric User Cal	0.86
Flow User Cal	0
Errors	
Number of Samples	480

Elapsed Time [s]	Mass [mg/m3]	Alarms	Errors
60	0.022		
120	0.022		
180	0.021		
240	0.022		
300	0.021		
360	0.021		
420	0.021		
480	0.02		
540	0.02		
600	0.019		

660	0.02
720	0.019
780	0.019
840	0.019
900	0.018
960	0.018
1020	0.018
1080	0.018
1140	0.018
1200	0.018
1260	0.017
1320	0.017
1380	0.017
1440	0.016
1500	0.016
1560	0.016
1620	0.016
1680	0.016
1740	0.016
1800	0.016
1860	0.016
1920	0.015
1980	0.015
2040	0.015
2100	0.015
2160	0.013
2220	0.013
2280	0.014
2340	0.014
2400	0.014
2460	0.013
2520	0.013
2580	0.012
2640	0.011
2700	0.011
2760	0.011
2820	0.011
2880	0.01
2940	0.009
3000	0.009
3060	0.009
3120	0.009
3180	0.009
3240	0.008

3300	0.008
3360	0.008
3420	0.008
3480	0.008
3540	0.008
3600	0.008
3660	0.007
3720	0.007
3780	0.007
3840	0.006
3900	0.006
3960	0.006
4020	0.007
4080	0.007
4140	0.006
4200	0.006
4260	0.007
4320	0.006
4380	0.006
4440	0.006
4500	0.006
4560	0.006
4620	0.006
4680	0.006
4740	0.006
4800	0.006
4860	0.006
4920	0.006
4980	0.006
5040	0.006
5100	0.005
5160	0.005
5220	0.005
5280	0.004
5340	0.006
5400	0.006
5460	0.005
5520	0.004
5580	0.004
5640	0.003
5700	0.003
5760	0.003
5820	0.004
5880	0.003

5940	0.003
6000	0.003
6060	0.004
6120	0.004
6180	0.003
6240	0.003
6300	0.003
6360	0.004
6420	0.004
6480	0.004
6540	0.003
6600	0.003
6660	0.003
6720	0.004
6780	0.004
6840	0.004
6900	0.004
6960	0.003
7020	0.004
7080	0.004
7140	0.003
7200	0.003
7260	0.004
7320	0.003
7380	0.003
7440	0.003
7500	0.003
7560	0.004
7620	0.003
7680	0.003
7740	0.003
7800	0.003
7860	0.003
7920	0.003
7980	0.003
8040	0.003
8100	0.003
8160	0.004
8220	0.003
8280	0.003
8340	0.004
8400	0.003
8460	0.003
8520	0.003

8580	0.003
8640	0.004
8700	0.003
8760	0.003
8820	0.003
8880	0.003
8940	0.003
9000	0.003
9060	0.003
9120	0.003
9180	0.003
9240	0.003
9300	0.003
9360	0.002
9420	0.003
9480	0.002
9540	0.003
9600	0.003
9660	0.002
9720	0.003
9780	0.004
9840	0.004
9900	0.003
9960	0.003
10020	0.003
10080	0.003
10140	0.003
10200	0.006
10260	0.006
10320	0.004
10380	0.004
10440	0.004
10500	0.004
10560	0.004
10620	0.003
10680	0.003
10740	0.004
10800	0.005
10860	0.008
10920	0.004
10980	0.006
11040	0.009
11100	0.008
11160	0.007

11220	0.012
11280	0.003
11340	0.003
11400	0.003
11460	0.005
11520	0.003
11580	0.006
11640	0.003
11700	0.003
11760	0.003
11820	0.003
11880	0.003
11940	0.005
12000	0.005
12060	0.003
12120	0.003
12180	0.003
12240	0.003
12300	0.004
12360	0.003
12420	0.003
12480	0.003
12540	0.003
12600	0.014
12660	0.004
12720	0.004
12780	0.005
12840	0.004
12900	0.004
12960	0.004
13020	0.004
13080	0.006
13140	0.006
13200	0.004
13260	0.005
13320	0.007
13380	0.009
13440	0.009
13500	0.003
13560	0.004
13620	0.003
13680	0.007
13740	0.009
13800	0.008

13860	0.006
13920	0.005
13980	0.006
14040	0.008
14100	0.008
14160	0.004
14220	0.004
14280	0.004
14340	0.003
14400	0.004
14460	0.004
14520	0.004
14580	0.004
14640	0.005
14700	0.005
14760	0.005
14820	0.005
14880	0.004
14940	0.004
15000	0.005
15060	0.004
15120	0.005
15180	0.008
15240	0.008
15300	0.006
15360	0.007
15420	0.009
15480	0.017
15540	0.01
15600	0.01
15660	0.012
15720	0.011
15780	0.011
15840	0.012
15900	0.005
15960	0.007
16020	0.01
16080	0.011
16140	0.007
16200	0.006
16260	0.005
16320	0.011
16380	0.01
16440	0.01

16500	0.009
16560	0.007
16620	0.007
16680	0.006
16740	0.007
16800	0.006
16860	0.005
16920	0.005
16980	0.005
17040	0.005
17100	0.006
17160	0.008
17220	0.006
17280	0.005
17340	0.005
17400	0.006
17460	0.009
17520	0.007
17580	0.016
17640	0.013
17700	0.01
17760	0.016
17820	0.008
17880	0.006
17940	0.005
18000	0.005
18060	0.005
18120	0.005
18180	0.006
18240	0.015
18300	0.008
18360	0.005
18420	0.005
18480	0.006
18540	0.007
18600	0.008
18660	0.011
18720	0.007
18780	0.012
18840	0.014
18900	0.017
18960	0.013
19020	0.008
19080	0.006

19140	0.007
19200	0.011
19260	0.016
19320	0.009
19380	0.005
19440	0.006
19500	0.006
19560	0.008
19620	0.006
19680	0.007
19740	0.008
19800	0.006
19860	0.007
19920	0.008
19980	0.012
20040	0.008
20100	0.007
20160	0.007
20220	0.006
20280	0.007
20340	0.009
20400	0.006
20460	0.006
20520	0.006
20580	0.007
20640	0.006
20700	0.007
20760	0.008
20820	0.006
20880	0.006
20940	0.007
21000	0.008
21060	0.007
21120	0.006
21180	0.009
21240	0.017
21300	0.009
21360	0.007
21420	0.007
21480	0.008
21540	0.009
21600	0.009
21660	0.007
21720	0.006

21780	0.006
21840	0.006
21900	0.006
21960	0.006
22020	0.007
22080	0.01
22140	0.007
22200	0.007
22260	0.007
22320	0.013
22380	0.007
22440	0.007
22500	0.007
22560	0.008
22620	0.008
22680	0.008
22740	0.008
22800	0.011
22860	0.01
22920	0.007
22980	0.007
23040	0.007
23100	0.012
23160	0.011
23220	0.013
23280	0.015
23340	0.01
23400	0.008
23460	0.016
23520	0.014
23580	0.011
23640	0.009
23700	0.008
23760	0.009
23820	0.01
23880	0.011
23940	0.011
24000	0.011
24060	0.009
24120	0.01
24180	0.011
24240	0.014
24300	0.013
24360	0.014

24420	0.013
24480	0.011
24540	0.011
24600	0.012
24660	0.013
24720	0.01
24780	0.01
24840	0.012
24900	0.014
24960	0.015
25020	0.009
25080	0.009
25140	0.009
25200	0.009
25260	0.009
25320	0.01
25380	0.01
25440	0.012
25500	0.013
25560	0.011
25620	0.012
25680	0.011
25740	0.014
25800	0.011
25860	0.011
25920	0.012
25980	0.013
26040	0.013
26100	0.01
26160	0.009
26220	0.011
26280	0.012
26340	0.01
26400	0.014
26460	0.01
26520	0.011
26580	0.015
26640	0.014
26700	0.014
26760	0.011
26820	0.014
26880	0.011
26940	0.009
27000	0.012

27060	0.012
27120	0.021
27180	0.018
27240	0.022
27300	0.022
27360	0.018
27420	0.009
27480	0.008
27540	0.008
27600	0.01
27660	0.012
27720	0.009
27780	0.012
27840	0.01
27900	0.01
27960	0.009
28020	0.008
28080	0.008
28140	0.009
28200	0.009
28260	0.009
28320	0.008
28380	0.009
28440	0.009
28500	0.009
28560	0.011
28620	0.009
28680	0.008
28740	0.009
28800	0.009

Instrument Name	DustTrak II
Model Number	8530
Serial Number	8530183903
Firmware Version	3.7
Calibration Date	9/26/2018
Test Name	MANUAL_005
Test Start Time	9:25:46 AM
Test Start Date	5/13/2020
Test Length [D:H:M]	0:05:04
Test Interval [M:S]	1:00
Mass Average [mg/m3]	0.015
Mass Minimum [mg/m3]	0.01
Mass Maximum [mg/m3]	0.029
Mass TWA [mg/m3]	0.009
Photometric User Cal	1
Flow User Cal	0
Errors	
Number of Samples	304

Elapsed Time [s]	Mass [mg/m3]	Alarms	Errors
60	0.015		
120	0.011		
180	0.011		
240	0.011		
300	0.011		
360	0.016		
420	0.012		
480	0.01		
540	0.01		
600	0.01		
660	0.01		
720	0.01		
780	0.01		
840	0.01		
900	0.01		
960	0.01		
1020	0.011		
1080	0.01		
1140	0.01		
1200	0.01		
1260	0.01		
1320	0.01		
1380	0.01		
1440	0.01		

1500	0.01
1560	0.011
1620	0.01
1680	0.01
1740	0.01
1800	0.01
1860	0.01
1920	0.01
1980	0.01
2040	0.01
2100	0.01
2160	0.01
2220	0.01
2280	0.01
2340	0.01
2400	0.01
2460	0.01
2520	0.011
2580	0.01
2640	0.011
2700	0.01
2760	0.014
2820	0.015
2880	0.021
2940	0.01
3000	0.01
3060	0.01
3120	0.01
3180	0.01
3240	0.01
3300	0.01
3360	0.01
3420	0.01
3480	0.01
3540	0.01
3600	0.01
3660	0.01
3720	0.011
3780	0.011
3840	0.011
3900	0.011
3960	0.012
4020	0.011
4080	0.012

4140	0.012
4200	0.012
4260	0.013
4320	0.012
4380	0.011
4440	0.011
4500	0.011
4560	0.012
4620	0.012
4680	0.013
4740	0.013
4800	0.015
4860	0.013
4920	0.013
4980	0.018
5040	0.027
5100	0.029
5160	0.018
5220	0.014
5280	0.014
5340	0.013
5400	0.013
5460	0.014
5520	0.013
5580	0.014
5640	0.014
5700	0.014
5760	0.015
5820	0.014
5880	0.013
5940	0.014
6000	0.013
6060	0.013
6120	0.013
6180	0.013
6240	0.013
6300	0.013
6360	0.013
6420	0.013
6480	0.013
6540	0.013
6600	0.013
6660	0.013
6720	0.013

6780	0.014
6840	0.014
6900	0.013
6960	0.013
7020	0.013
7080	0.014
7140	0.013
7200	0.013
7260	0.014
7320	0.013
7380	0.014
7440	0.014
7500	0.013
7560	0.013
7620	0.014
7680	0.014
7740	0.014
7800	0.013
7860	0.013
7920	0.013
7980	0.014
8040	0.014
8100	0.014
8160	0.013
8220	0.013
8280	0.013
8340	0.013
8400	0.014
8460	0.013
8520	0.014
8580	0.013
8640	0.014
8700	0.014
8760	0.013
8820	0.016
8880	0.014
8940	0.014
9000	0.014
9060	0.014
9120	0.014
9180	0.014
9240	0.014
9300	0.015
9360	0.014

9420	0.014
9480	0.015
9540	0.015
9600	0.015
9660	0.015
9720	0.015
9780	0.014
9840	0.014
9900	0.015
9960	0.016
10020	0.015
10080	0.016
10140	0.015
10200	0.016
10260	0.017
10320	0.015
10380	0.016
10440	0.015
10500	0.014
10560	0.015
10620	0.014
10680	0.014
10740	0.014
10800	0.014
10860	0.014
10920	0.015
10980	0.019
11040	0.018
11100	0.017
11160	0.015
11220	0.015
11280	0.015
11340	0.015
11400	0.016
11460	0.015
11520	0.015
11580	0.016
11640	0.015
11700	0.015
11760	0.016
11820	0.016
11880	0.016
11940	0.021
12000	0.023

12060	0.022
12120	0.023
12180	0.019
12240	0.017
12300	0.021
12360	0.02
12420	0.019
12480	0.026
12540	0.02
12600	0.021
12660	0.018
12720	0.018
12780	0.021
12840	0.019
12900	0.019
12960	0.021
13020	0.019
13080	0.02
13140	0.021
13200	0.021
13260	0.021
13320	0.026
13380	0.022
13440	0.018
13500	0.017
13560	0.017
13620	0.017
13680	0.016
13740	0.017
13800	0.017
13860	0.016
13920	0.016
13980	0.018
14040	0.017
14100	0.017
14160	0.018
14220	0.017
14280	0.016
14340	0.017
14400	0.017
14460	0.017
14520	0.017
14580	0.017
14640	0.017

14700	0.017
14760	0.017
14820	0.017
14880	0.017
14940	0.017
15000	0.017
15060	0.017
15120	0.017
15180	0.018
15240	0.017
15300	0.017
15360	0.017
15420	0.018
15480	0.018
15540	0.018
15600	0.017
15660	0.017
15720	0.018
15780	0.017
15840	0.017
15900	0.017
15960	0.017
16020	0.017
16080	0.017
16140	0.017
16200	0.017
16260	0.017
16320	0.017
16380	0.017
16440	0.017
16500	0.017
16560	0.017
16620	0.017
16680	0.017
16740	0.017
16800	0.018
16860	0.017
16920	0.017
16980	0.017
17040	0.016
17100	0.016
17160	0.017
17220	0.017
17280	0.016

17340	0.017
17400	0.016
17460	0.016
17520	0.023
17580	0.017
17640	0.019
17700	0.017
17760	0.017
17820	0.016
17880	0.016
17940	0.016
18000	0.015
18060	0.016
18120	0.017
18180	0.017
18240	0.017

Instrument Name	DustTrak II
Model Number	8530
Serial Number	8530183903
Firmware Version	3.7
Calibration Date	9/26/2018
Test Name	MANUAL_006
Test Start Time	6:22:08 AM
Test Start Date	5/14/2020
Test Length [D:H:M]	0:08:14
Test Interval [M:S]	1:00
Mass Average [mg/m3]	0.017
Mass Minimum [mg/m3]	0.011
Mass Maximum [mg/m3]	0.033
Mass TWA [mg/m3]	0.017
Photometric User Cal	1
Flow User Cal	0
Errors	
Number of Samples	494

Elapsed Time [s]	Mass [mg/m3]	Alarms	Errors
60	0.033		
120	0.032		
180	0.032		
240	0.031		
300	0.031		
360	0.033		
420	0.032		

480	0.03
540	0.031
600	0.03
660	0.03
720	0.03
780	0.029
840	0.027
900	0.027
960	0.026
1020	0.027
1080	0.028
1140	0.027
1200	0.028
1260	0.029
1320	0.028
1380	0.027
1440	0.026
1500	0.026
1560	0.025
1620	0.026
1680	0.025
1740	0.024
1800	0.024
1860	0.024
1920	0.025
1980	0.025
2040	0.023
2100	0.023
2160	0.024
2220	0.024
2280	0.022
2340	0.023
2400	0.024
2460	0.025
2520	0.028
2580	0.024
2640	0.024
2700	0.021
2760	0.021
2820	0.021
2880	0.021
2940	0.021
3000	0.02
3060	0.02

3120	0.02
3180	0.02
3240	0.019
3300	0.019
3360	0.02
3420	0.019
3480	0.018
3540	0.018
3600	0.019
3660	0.018
3720	0.018
3780	0.017
3840	0.017
3900	0.017
3960	0.017
4020	0.017
4080	0.017
4140	0.018
4200	0.016
4260	0.016
4320	0.016
4380	0.016
4440	0.015
4500	0.016
4560	0.015
4620	0.015
4680	0.015
4740	0.015
4800	0.015
4860	0.015
4920	0.015
4980	0.015
5040	0.014
5100	0.014
5160	0.013
5220	0.014
5280	0.014
5340	0.013
5400	0.014
5460	0.014
5520	0.014
5580	0.016
5640	0.014
5700	0.014

5760	0.013
5820	0.013
5880	0.014
5940	0.013
6000	0.012
6060	0.013
6120	0.012
6180	0.012
6240	0.013
6300	0.012
6360	0.012
6420	0.012
6480	0.011
6540	0.011
6600	0.012
6660	0.013
6720	0.012
6780	0.012
6840	0.012
6900	0.012
6960	0.012
7020	0.012
7080	0.012
7140	0.012
7200	0.02
7260	0.015
7320	0.013
7380	0.012
7440	0.013
7500	0.011
7560	0.011
7620	0.011
7680	0.012
7740	0.012
7800	0.013
7860	0.012
7920	0.012
7980	0.011
8040	0.012
8100	0.013
8160	0.013
8220	0.011
8280	0.013
8340	0.012

8400	0.012
8460	0.013
8520	0.014
8580	0.012
8640	0.012
8700	0.012
8760	0.012
8820	0.012
8880	0.012
8940	0.013
9000	0.013
9060	0.013
9120	0.013
9180	0.012
9240	0.012
9300	0.012
9360	0.012
9420	0.012
9480	0.012
9540	0.013
9600	0.012
9660	0.012
9720	0.012
9780	0.012
9840	0.012
9900	0.012
9960	0.013
10020	0.011
10080	0.011
10140	0.012
10200	0.011
10260	0.012
10320	0.013
10380	0.013
10440	0.014
10500	0.012
10560	0.012
10620	0.014
10680	0.013
10740	0.012
10800	0.012
10860	0.012
10920	0.012
10980	0.012

11040	0.012
11100	0.012
11160	0.013
11220	0.012
11280	0.012
11340	0.012
11400	0.012
11460	0.012
11520	0.012
11580	0.013
11640	0.014
11700	0.015
11760	0.017
11820	0.014
11880	0.012
11940	0.012
12000	0.012
12060	0.012
12120	0.013
12180	0.012
12240	0.012
12300	0.012
12360	0.012
12420	0.012
12480	0.015
12540	0.014
12600	0.015
12660	0.012
12720	0.013
12780	0.013
12840	0.013
12900	0.013
12960	0.012
13020	0.012
13080	0.012
13140	0.016
13200	0.015
13260	0.016
13320	0.015
13380	0.012
13440	0.015
13500	0.017
13560	0.017
13620	0.018

13680	0.014
13740	0.013
13800	0.013
13860	0.014
13920	0.014
13980	0.015
14040	0.015
14100	0.014
14160	0.013
14220	0.013
14280	0.014
14340	0.014
14400	0.014
14460	0.013
14520	0.013
14580	0.014
14640	0.013
14700	0.013
14760	0.015
14820	0.017
14880	0.016
14940	0.017
15000	0.014
15060	0.013
15120	0.013
15180	0.013
15240	0.013
15300	0.013
15360	0.013
15420	0.013
15480	0.014
15540	0.014
15600	0.014
15660	0.015
15720	0.014
15780	0.015
15840	0.016
15900	0.014
15960	0.015
16020	0.016
16080	0.014
16140	0.017
16200	0.021
16260	0.015

16320	0.014
16380	0.015
16440	0.015
16500	0.014
16560	0.016
16620	0.015
16680	0.015
16740	0.014
16800	0.015
16860	0.014
16920	0.013
16980	0.014
17040	0.015
17100	0.014
17160	0.014
17220	0.014
17280	0.014
17340	0.014
17400	0.013
17460	0.014
17520	0.015
17580	0.015
17640	0.015
17700	0.017
17760	0.015
17820	0.015
17880	0.016
17940	0.014
18000	0.015
18060	0.014
18120	0.014
18180	0.014
18240	0.015
18300	0.015
18360	0.015
18420	0.015
18480	0.015
18540	0.015
18600	0.015
18660	0.014
18720	0.015
18780	0.015
18840	0.014
18900	0.014

18960	0.014
19020	0.014
19080	0.015
19140	0.015
19200	0.015
19260	0.015
19320	0.014
19380	0.014
19440	0.015
19500	0.015
19560	0.015
19620	0.017
19680	0.016
19740	0.017
19800	0.016
19860	0.015
19920	0.015
19980	0.015
20040	0.015
20100	0.015
20160	0.016
20220	0.016
20280	0.016
20340	0.016
20400	0.015
20460	0.018
20520	0.016
20580	0.017
20640	0.015
20700	0.016
20760	0.016
20820	0.016
20880	0.016
20940	0.015
21000	0.015
21060	0.016
21120	0.018
21180	0.016
21240	0.016
21300	0.018
21360	0.016
21420	0.016
21480	0.016
21540	0.017

21600	0.017
21660	0.017
21720	0.016
21780	0.015
21840	0.018
21900	0.018
21960	0.017
22020	0.02
22080	0.021
22140	0.019
22200	0.016
22260	0.016
22320	0.017
22380	0.017
22440	0.017
22500	0.015
22560	0.018
22620	0.016
22680	0.016
22740	0.017
22800	0.016
22860	0.016
22920	0.016
22980	0.016
23040	0.016
23100	0.019
23160	0.017
23220	0.017
23280	0.016
23340	0.016
23400	0.018
23460	0.019
23520	0.017
23580	0.017
23640	0.017
23700	0.018
23760	0.017
23820	0.017
23880	0.017
23940	0.017
24000	0.018
24060	0.018
24120	0.018
24180	0.018

24240	0.02
24300	0.019
24360	0.019
24420	0.018
24480	0.018
24540	0.018
24600	0.024
24660	0.019
24720	0.019
24780	0.019
24840	0.019
24900	0.019
24960	0.019
25020	0.022
25080	0.023
25140	0.02
25200	0.019
25260	0.021
25320	0.021
25380	0.019
25440	0.019
25500	0.022
25560	0.024
25620	0.02
25680	0.019
25740	0.021
25800	0.019
25860	0.02
25920	0.02
25980	0.02
26040	0.02
26100	0.019
26160	0.02
26220	0.02
26280	0.021
26340	0.022
26400	0.021
26460	0.021
26520	0.022
26580	0.021
26640	0.02
26700	0.019
26760	0.019
26820	0.021

26880	0.022
26940	0.021
27000	0.021
27060	0.023
27120	0.02
27180	0.02
27240	0.02
27300	0.019
27360	0.019
27420	0.019
27480	0.019
27540	0.019
27600	0.02
27660	0.02
27720	0.019
27780	0.02
27840	0.019
27900	0.02
27960	0.02
28020	0.021
28080	0.02
28140	0.02
28200	0.023
28260	0.021
28320	0.024
28380	0.023
28440	0.02
28500	0.02
28560	0.019
28620	0.019
28680	0.019
28740	0.02
28800	0.02
28860	0.02
28920	0.02
28980	0.019
29040	0.019
29100	0.019
29160	0.02
29220	0.019
29280	0.02
29340	0.02
29400	0.019
29460	0.019

29520	0.019
29580	0.019
29640	0.019

20/05/18 06:27

****

Summary

Unit Name	MiniRAE 3000(PGM-7320)
Unit SN	592-919151
Unit Firmware Ver	V2.14

Running Mode	Hygiene Mode
Datalog Mode	Manual
Diagnostic Mode	No
Stop Reason	Stop by User

Site ID	RAE00000
User ID	USER0000

Begin	5/18/2020 6:27
End	5/18/2020 15:20
Sample Period(s)	60
Number of Records	533

Sensor	PID(ppm)
Sensor SN	S023030028U4
Measure Type	Min; Avg; Max; Real
Span	100
Span 2	1000
Low Alarm	50
High Alarm	100
Over Alarm	15000
STEL Alarm	25
TWA Alarm	10
Measurement Gas	Isobutylene
Calibration Time	5/18/2020 6:19
Peak	108.6
Min	0
Average	100.5

****

Datalog

Index	Date/Time	PID(ppm) (Min)	PID(ppm) (Avg)	PID(ppm) (Max)	PID(ppm) (Real)
1	5/18/2020 6:28	0	0	0	0
2	5/18/2020 6:29	0	0	0	0
3	5/18/2020 6:30	0	0	0	0

4	5/18/2020 6:31	0	0	0	0
5	5/18/2020 6:32	0	0	0	0
6	5/18/2020 6:33	0	0	0	0
7	5/18/2020 6:34	0	0	0	0
8	5/18/2020 6:35	0	0	0	0
9	5/18/2020 6:36	0	0	0	0
10	5/18/2020 6:37	0	0	0	0
11	5/18/2020 6:38	0	0	0	0
12	5/18/2020 6:39	0	0	0	0
13	5/18/2020 6:40	0	0	0	0
14	5/18/2020 6:41	0	0	0	0
15	5/18/2020 6:42	0	0	0	0
16	5/18/2020 6:43	0	0	0	0
17	5/18/2020 6:44	0	0	0	0
18	5/18/2020 6:45	0	0	0	0
19	5/18/2020 6:46	0	0	0	0
20	5/18/2020 6:47	0	0	0	0
21	5/18/2020 6:48	0	0	0	0
22	5/18/2020 6:49	0	0	0	0
23	5/18/2020 6:50	0	0	0	0
24	5/18/2020 6:51	0	0	0	0
25	5/18/2020 6:52	0	0	0	0
26	5/18/2020 6:53	0	0	0	0
27	5/18/2020 6:54	0	0	0	0
28	5/18/2020 6:55	0	0	0	0
29	5/18/2020 6:56	0	0	0	0
30	5/18/2020 6:57	0	0	0	0
31	5/18/2020 6:58	0	0	0	0
32	5/18/2020 6:59	0	0	0	0
33	5/18/2020 7:00	0	0	0	0
34	5/18/2020 7:01	0	0	0	0
35	5/18/2020 7:02	0	0	0	0
36	5/18/2020 7:03	0	0	0	0
37	5/18/2020 7:04	0	0	0	0
38	5/18/2020 7:05	0	0	0	0
39	5/18/2020 7:06	0	0	0	0
40	5/18/2020 7:07	0	0	0	0
41	5/18/2020 7:08	0	0	0	0
42	5/18/2020 7:09	0	0	0	0
43	5/18/2020 7:10	0	0	0	0
44	5/18/2020 7:11	0	0	0	0
45	5/18/2020 7:12	0	0	0	0
46	5/18/2020 7:13	0	0	0	0
47	5/18/2020 7:14	0	0	0	0

48	5/18/2020 7:15	0	0	0	0
49	5/18/2020 7:16	0	0	0	0
50	5/18/2020 7:17	0	0	0	0
51	5/18/2020 7:18	0	0	0	0
52	5/18/2020 7:19	0	0	0	0
53	5/18/2020 7:20	0	0	0	0
54	5/18/2020 7:21	0	0	0	0
55	5/18/2020 7:22	0	0	0	0
56	5/18/2020 7:23	0	0	0	0
57	5/18/2020 7:24	0	0	0	0
58	5/18/2020 7:25	0	0	0	0
59	5/18/2020 7:26	0	0	0	0
60	5/18/2020 7:27	0	0	0	0
61	5/18/2020 7:28	0	0	0	0
62	5/18/2020 7:29	0	0	0	0
63	5/18/2020 7:30	0	0	0	0
64	5/18/2020 7:31	0	0	0	0
65	5/18/2020 7:32	0	0	0	0
66	5/18/2020 7:33	0	0	0	0
67	5/18/2020 7:34	0	0	0	0
68	5/18/2020 7:35	0	0	0	0
69	5/18/2020 7:36	0	0	0	0
70	5/18/2020 7:37	0	0	0	0
71	5/18/2020 7:38	0	0	0	0
72	5/18/2020 7:39	0	0	0	0
73	5/18/2020 7:40	0	0	0	0
74	5/18/2020 7:41	0	0	0	0
75	5/18/2020 7:42	0	0	0	0
76	5/18/2020 7:43	0	0	0	0
77	5/18/2020 7:44	0	0	0	0
78	5/18/2020 7:45	0	0	0	0
79	5/18/2020 7:46	0	0	0	0
80	5/18/2020 7:47	0	0	0	0
81	5/18/2020 7:48	0	0	0	0
82	5/18/2020 7:49	0	0	0	0
83	5/18/2020 7:50	0	0	0	0
84	5/18/2020 7:51	0	0	0	0
85	5/18/2020 7:52	0	0	0	0
86	5/18/2020 7:53	0	0	0	0
87	5/18/2020 7:54	0	0	0	0
88	5/18/2020 7:55	0	0	0	0
89	5/18/2020 7:56	0	0	0	0
90	5/18/2020 7:57	0	0	0	0
91	5/18/2020 7:58	0	0	0	0

92	5/18/2020 7:59	0	0	0	0
93	5/18/2020 8:00	0	0	0	0
94	5/18/2020 8:01	0	0	0	0
95	5/18/2020 8:02	0	0	0	0
96	5/18/2020 8:03	0	0	0	0
97	5/18/2020 8:04	0	0	0	0
98	5/18/2020 8:05	0	0	0	0
99	5/18/2020 8:06	0	0	0	0
100	5/18/2020 8:07	0	0	0	0
101	5/18/2020 8:08	0	0	0	0
102	5/18/2020 8:09	0	0	0	0
103	5/18/2020 8:10	0	0	0	0
104	5/18/2020 8:11	0	0	0	0
105	5/18/2020 8:12	0	0	0	0
106	5/18/2020 8:13	0	0	0	0
107	5/18/2020 8:14	0	0	0	0
108	5/18/2020 8:15	0	0	0	0
109	5/18/2020 8:16	0	0	0	0
110	5/18/2020 8:17	0	0	0	0
111	5/18/2020 8:18	0	0	0	0
112	5/18/2020 8:19	0	0	0	0
113	5/18/2020 8:20	0	0	0	0
114	5/18/2020 8:21	0	0	0	0
115	5/18/2020 8:22	0	0	0	0
116	5/18/2020 8:23	0	0	0	0
117	5/18/2020 8:24	0	0	0	0
118	5/18/2020 8:25	0	0	0	0
119	5/18/2020 8:26	0	0	0	0
120	5/18/2020 8:27	0	0	0	0
121	5/18/2020 8:28	0	0	0	0
122	5/18/2020 8:29	0	0	0	0
123	5/18/2020 8:30	0	0	0	0
124	5/18/2020 8:31	0	0	0	0
125	5/18/2020 8:32	0	0	0	0
126	5/18/2020 8:33	0	0	0	0
127	5/18/2020 8:34	0	0	0	0
128	5/18/2020 8:35	0	0	0	0
129	5/18/2020 8:36	0	0	0	0
130	5/18/2020 8:37	0	0	0	0
131	5/18/2020 8:38	0	0	0	0
132	5/18/2020 8:39	0	0	0	0
133	5/18/2020 8:40	0	0	0	0
134	5/18/2020 8:41	0	0	0	0
135	5/18/2020 8:42	0	0	0	0

136	5/18/2020 8:43	0	0	0	0
137	5/18/2020 8:44	0	0	0	0
138	5/18/2020 8:45	0	0	0	0
139	5/18/2020 8:46	0	0	0	0
140	5/18/2020 8:47	0	0	0	0
141	5/18/2020 8:48	0	0	0	0
142	5/18/2020 8:49	0	0	0	0
143	5/18/2020 8:50	0	0	0	0
144	5/18/2020 8:51	0	0	0	0
145	5/18/2020 8:52	0	0	0	0
146	5/18/2020 8:53	0	0	0	0
147	5/18/2020 8:54	0	0	0	0
148	5/18/2020 8:55	0	0	0	0
149	5/18/2020 8:56	0	0	0	0
150	5/18/2020 8:57	0	0	0	0
151	5/18/2020 8:58	0	0	0	0
152	5/18/2020 8:59	0	0	0	0
153	5/18/2020 9:00	0	0	0	0
154	5/18/2020 9:01	0	0	0	0
155	5/18/2020 9:02	0	0	0	0
156	5/18/2020 9:03	0	0	0	0
157	5/18/2020 9:04	0	0	0	0
158	5/18/2020 9:05	0	0	0	0
159	5/18/2020 9:06	0	0	0	0
160	5/18/2020 9:07	0	0	0	0
161	5/18/2020 9:08	0	0	0	0
162	5/18/2020 9:09	0	0	0	0
163	5/18/2020 9:10	0	0	0	0
164	5/18/2020 9:11	0	0	0	0
165	5/18/2020 9:12	0	0	0	0
166	5/18/2020 9:13	0	0	0	0
167	5/18/2020 9:14	0	0	0	0
168	5/18/2020 9:15	0	0	0	0
169	5/18/2020 9:16	0	0	0	0
170	5/18/2020 9:17	0	0	0	0
171	5/18/2020 9:18	0	0	0	0
172	5/18/2020 9:19	0	0	0	0
173	5/18/2020 9:20	0	0	0	0
174	5/18/2020 9:21	0	0	0	0
175	5/18/2020 9:22	0	0	0	0
176	5/18/2020 9:23	0	0	0	0
177	5/18/2020 9:24	0	0	0	0
178	5/18/2020 9:25	0	0	0	0
179	5/18/2020 9:26	0	0	0	0

180	5/18/2020 9:27	0	0	0	0
181	5/18/2020 9:28	0	0	0	0
182	5/18/2020 9:29	0	0	0	0
183	5/18/2020 9:30	0	0	0	0
184	5/18/2020 9:31	0	0	0	0
185	5/18/2020 9:32	0	0	0	0
186	5/18/2020 9:33	0	0	0	0
187	5/18/2020 9:34	0	0	0	0
188	5/18/2020 9:35	0	0	0	0
189	5/18/2020 9:36	0	0	0	0
190	5/18/2020 9:37	0	0	0	0
191	5/18/2020 9:38	0	0	0	0
192	5/18/2020 9:39	0	0	0	0
193	5/18/2020 9:40	0	0	0	0
194	5/18/2020 9:41	0	0	0	0
195	5/18/2020 9:42	0	0	0	0
196	5/18/2020 9:43	0	0	0	0
197	5/18/2020 9:44	0	0	0	0
198	5/18/2020 9:45	0	0	0	0
199	5/18/2020 9:46	0	0	0	0
200	5/18/2020 9:47	0	0	0	0
201	5/18/2020 9:48	0	0	0	0
202	5/18/2020 9:49	0	0	0	0
203	5/18/2020 9:50	0	0	0	0
204	5/18/2020 9:51	0	0	0	0
205	5/18/2020 9:52	0	0	0	0
206	5/18/2020 9:53	0	0	0	0
207	5/18/2020 9:54	0	0	0	0
208	5/18/2020 9:55	0	0	0	0
209	5/18/2020 9:56	0	0	0	0
210	5/18/2020 9:57	0	0	0	0
211	5/18/2020 9:58	0	0	0	0
212	5/18/2020 9:59	0	0	0	0
213	5/18/2020 10:00	0	0	0	0
214	5/18/2020 10:01	0	0	0	0
215	5/18/2020 10:02	0	0	0	0
216	5/18/2020 10:03	0	0	0	0
217	5/18/2020 10:04	0	0	0	0
218	5/18/2020 10:05	0	0	0	0
219	5/18/2020 10:06	0	0	0	0
220	5/18/2020 10:07	0	0	0	0
221	5/18/2020 10:08	0	0	0	0
222	5/18/2020 10:09	0	0	0	0
223	5/18/2020 10:10	0	0	0	0

224	5/18/2020 10:11	0	0	0	0
225	5/18/2020 10:12	0	0	0	0
226	5/18/2020 10:13	0	0	0	0
227	5/18/2020 10:14	0	0	0	0
228	5/18/2020 10:15	0	0	0	0
229	5/18/2020 10:16	0	0	0	0
230	5/18/2020 10:17	0	0	0	0
231	5/18/2020 10:18	0	0	0	0
232	5/18/2020 10:19	0	0	0	0
233	5/18/2020 10:20	0	0	0	0
234	5/18/2020 10:21	0	0	0	0
235	5/18/2020 10:22	0	0	0	0
236	5/18/2020 10:23	0	0	0	0
237	5/18/2020 10:24	0	0	0	0
238	5/18/2020 10:25	0	0	0	0
239	5/18/2020 10:26	0	0	0	0
240	5/18/2020 10:27	0	0	0	0
241	5/18/2020 10:28	0	0	0	0
242	5/18/2020 10:29	0	0	0	0
243	5/18/2020 10:30	0	0	0	0
244	5/18/2020 10:31	0	0	0	0
245	5/18/2020 10:32	0	0	0	0
246	5/18/2020 10:33	0	0	0	0
247	5/18/2020 10:34	0	0	0	0
248	5/18/2020 10:35	0	0	0	0
249	5/18/2020 10:36	0	0	0	0
250	5/18/2020 10:37	0	0	0	0
251	5/18/2020 10:38	0	0	0	0
252	5/18/2020 10:39	0	0	0	0
253	5/18/2020 10:40	0	0	0	0
254	5/18/2020 10:41	0	0	0	0
255	5/18/2020 10:42	0	0	0	0
256	5/18/2020 10:43	0	0	0	0
257	5/18/2020 10:44	0	0	0	0
258	5/18/2020 10:45	0	0	0	0
259	5/18/2020 10:46	0	0	0	0
260	5/18/2020 10:47	0	0	0	0
261	5/18/2020 10:48	0	0	0	0
262	5/18/2020 10:49	0	0	0	0
263	5/18/2020 10:50	0	0	0	0
264	5/18/2020 10:51	0	0	0	0
265	5/18/2020 10:52	0	0	0	0
266	5/18/2020 10:53	0	0	0	0
267	5/18/2020 10:54	0	0	0	0

268	5/18/2020 10:55	0	0	0	0
269	5/18/2020 10:56	0	0	0	0
270	5/18/2020 10:57	0	0	0	0
271	5/18/2020 10:58	0	0	0	0
272	5/18/2020 10:59	0	0	0	0
273	5/18/2020 11:00	0	0	0	0
274	5/18/2020 11:01	0	0	0	0
275	5/18/2020 11:02	0	0	0	0
276	5/18/2020 11:03	0	0	0	0
277	5/18/2020 11:04	0	0	0	0
278	5/18/2020 11:05	0	0	0	0
279	5/18/2020 11:06	0	0	0	0
280	5/18/2020 11:07	0	0	0	0
281	5/18/2020 11:08	0	0	0	0
282	5/18/2020 11:09	0	0	0	0
283	5/18/2020 11:10	0	0	0	0
284	5/18/2020 11:11	0	0	0	0
285	5/18/2020 11:12	0	0	0	0
286	5/18/2020 11:13	0	0	0	0
287	5/18/2020 11:14	0	0	0	0
288	5/18/2020 11:15	0	0	0	0
289	5/18/2020 11:16	0	0	0	0
290	5/18/2020 11:17	0	0	0	0
291	5/18/2020 11:18	0	0	0	0
292	5/18/2020 11:19	0	0	0	0
293	5/18/2020 11:20	0	0	0	0
294	5/18/2020 11:21	0	0	0	0
295	5/18/2020 11:22	0	0	0	0
296	5/18/2020 11:23	0	0	0	0
297	5/18/2020 11:24	0	0	0	0
298	5/18/2020 11:25	0	0	0	0
299	5/18/2020 11:26	0	0	0	0
300	5/18/2020 11:27	0	0	0	0
301	5/18/2020 11:28	0	0	0	0
302	5/18/2020 11:29	0	0	0	0
303	5/18/2020 11:30	0	0	0	0
304	5/18/2020 11:31	0	0	0	0
305	5/18/2020 11:32	0	0	0	0
306	5/18/2020 11:33	0	0	0	0
307	5/18/2020 11:34	0	0	0	0
308	5/18/2020 11:35	0	0	0	0
309	5/18/2020 11:36	0	0	0	0
310	5/18/2020 11:37	0	0	0	0
311	5/18/2020 11:38	0	0	0	0

312	5/18/2020 11:39	0	0	0	0
313	5/18/2020 11:40	0	0	0	0
314	5/18/2020 11:41	0	0	0	0
315	5/18/2020 11:42	0	0	0	0
316	5/18/2020 11:43	0	0	0	0
317	5/18/2020 11:44	0	0	0	0
318	5/18/2020 11:45	0	0	0	0
319	5/18/2020 11:46	0	0	0	0
320	5/18/2020 11:47	0	0	0	0
321	5/18/2020 11:48	0	0	0	0
322	5/18/2020 11:49	0	0	0	0
323	5/18/2020 11:50	0	0	0	0
324	5/18/2020 11:51	0	0	0	0
325	5/18/2020 11:52	0	0	0	0
326	5/18/2020 11:53	0	0	0	0
327	5/18/2020 11:54	0	0	0	0
328	5/18/2020 11:55	0	0	0	0
329	5/18/2020 11:56	0	0	0	0
330	5/18/2020 11:57	0	0	0	0
331	5/18/2020 11:58	0	0	0	0
332	5/18/2020 11:59	0	0	0	0
333	5/18/2020 12:00	0	0	0	0
334	5/18/2020 12:01	0	0	0	0
335	5/18/2020 12:02	0	0	0	0
336	5/18/2020 12:03	0	0	0	0
337	5/18/2020 12:04	0	0	0	0
338	5/18/2020 12:05	0	0	0	0
339	5/18/2020 12:06	0	0	0	0
340	5/18/2020 12:07	0	0	0	0
341	5/18/2020 12:08	0	0	0	0
342	5/18/2020 12:09	0	0	0	0
343	5/18/2020 12:10	0	0	0	0
344	5/18/2020 12:11	0	0	0	0
345	5/18/2020 12:12	0	0	0	0
346	5/18/2020 12:13	0	0	0	0
347	5/18/2020 12:14	0	0	0	0
348	5/18/2020 12:15	0	0	0	0
349	5/18/2020 12:16	0	0	0	0
350	5/18/2020 12:17	0	0	0	0
351	5/18/2020 12:18	0	0	0	0
352	5/18/2020 12:19	0	0	0	0
353	5/18/2020 12:20	0	0	0	0
354	5/18/2020 12:21	0	0	0	0
355	5/18/2020 12:22	0	0	0	0

356	5/18/2020 12:23	0	0	0	0
357	5/18/2020 12:24	0	0	0	0
358	5/18/2020 12:25	0	0	0	0
359	5/18/2020 12:26	0	0	0	0
360	5/18/2020 12:27	0	0	0	0
361	5/18/2020 12:28	0	0	0	0
362	5/18/2020 12:29	0	0	0	0
363	5/18/2020 12:30	0	0	0	0
364	5/18/2020 12:31	0	0	0	0
365	5/18/2020 12:32	0	0	0	0
366	5/18/2020 12:33	0	0	0	0
367	5/18/2020 12:34	0	0	0	0
368	5/18/2020 12:35	0	0	0	0
369	5/18/2020 12:36	0	0	0	0
370	5/18/2020 12:37	0	0	0	0
371	5/18/2020 12:38	0	0	0	0
372	5/18/2020 12:39	0	0	0	0
373	5/18/2020 12:40	0	0	0	0
374	5/18/2020 12:41	0	0	0	0
375	5/18/2020 12:42	0	0	0	0
376	5/18/2020 12:43	0	0	0	0
377	5/18/2020 12:44	0	0	0	0
378	5/18/2020 12:45	0	0	0	0
379	5/18/2020 12:46	0	0	0	0
380	5/18/2020 12:47	0	0	0	0
381	5/18/2020 12:48	0	0	0	0
382	5/18/2020 12:49	0	0	0	0
383	5/18/2020 12:50	0	0	0	0
384	5/18/2020 12:51	0	0	0	0
385	5/18/2020 12:52	0	0	0	0
386	5/18/2020 12:53	0	0	0	0
387	5/18/2020 12:54	0	0	0	0
388	5/18/2020 12:55	0	0	0	0
389	5/18/2020 12:56	0	0	0	0
390	5/18/2020 12:57	0	0	0	0
391	5/18/2020 12:58	0	0	0	0
392	5/18/2020 12:59	0	0	0	0
393	5/18/2020 13:00	0	0	0	0
394	5/18/2020 13:01	0	0	0	0
395	5/18/2020 13:02	0	0	0	0
396	5/18/2020 13:03	0	0	0	0
397	5/18/2020 13:04	0	0	0	0
398	5/18/2020 13:05	0	0	0	0
399	5/18/2020 13:06	0	0	0	0

400	5/18/2020 13:07	0	0	0	0
401	5/18/2020 13:08	0	0	0	0
402	5/18/2020 13:09	0	0	0	0
403	5/18/2020 13:10	0	0	0	0
404	5/18/2020 13:11	0	0	0	0
405	5/18/2020 13:12	0	0	0	0
406	5/18/2020 13:13	0	0	0	0
407	5/18/2020 13:14	0	0	0	0
408	5/18/2020 13:15	0	0	0	0
409	5/18/2020 13:16	0	0	0	0
410	5/18/2020 13:17	0	0	0	0
411	5/18/2020 13:18	0	0	0	0
412	5/18/2020 13:19	0	0	0	0
413	5/18/2020 13:20	0	0	0	0
414	5/18/2020 13:21	0	0	0	0
415	5/18/2020 13:22	0	0	0	0
416	5/18/2020 13:23	0	0	0	0
417	5/18/2020 13:24	0	0	0	0
418	5/18/2020 13:25	0	0	0	0
419	5/18/2020 13:26	0	0	0	0
420	5/18/2020 13:27	0	0	0	0
421	5/18/2020 13:28	0	0	0	0
422	5/18/2020 13:29	0	0	0	0
423	5/18/2020 13:30	0	0	0	0
424	5/18/2020 13:31	0	0	0	0
425	5/18/2020 13:32	0	0	0	0
426	5/18/2020 13:33	0	0	0	0
427	5/18/2020 13:34	0	0	0	0
428	5/18/2020 13:35	0	0	0	0
429	5/18/2020 13:36	0	0	0	0
430	5/18/2020 13:37	0	0	0	0
431	5/18/2020 13:38	0	0	0	0
432	5/18/2020 13:39	0	0	0	0
433	5/18/2020 13:40	0	0	0	0
434	5/18/2020 13:41	0	0	0	0
435	5/18/2020 13:42	0	0	0	0
436	5/18/2020 13:43	0	0	0	0
437	5/18/2020 13:44	0	0	0	0
438	5/18/2020 13:45	0	0	0	0
439	5/18/2020 13:46	0	0	0	0
440	5/18/2020 13:47	0	0	0	0
441	5/18/2020 13:48	0	0	0	0
442	5/18/2020 13:49	0	0	0	0
443	5/18/2020 13:50	0	0	0	0

444	5/18/2020 13:51	0	0	0	0
445	5/18/2020 13:52	0	0	0	0
446	5/18/2020 13:53	0	0	0	0
447	5/18/2020 13:54	0	0	0	0
448	5/18/2020 13:55	0	0	0	0
449	5/18/2020 13:56	0	0	0	0
450	5/18/2020 13:57	0	0	0	0
451	5/18/2020 13:58	0	0	0	0
452	5/18/2020 13:59	0	0	0	0
453	5/18/2020 14:00	0	0	0	0
454	5/18/2020 14:01	0	0	0	0
455	5/18/2020 14:02	0	0	0	0
456	5/18/2020 14:03	0	0	0	0
457	5/18/2020 14:04	0	0	0	0
458	5/18/2020 14:05	0	0	0	0
459	5/18/2020 14:06	0	0	0	0
460	5/18/2020 14:07	0	0	0	0
461	5/18/2020 14:08	0	0	0	0
462	5/18/2020 14:09	0	0	0	0
463	5/18/2020 14:10	0	0	0	0
464	5/18/2020 14:11	0	0	0	0
465	5/18/2020 14:12	0	0	0	0
466	5/18/2020 14:13	0	0	0	0
467	5/18/2020 14:14	0	0	0	0
468	5/18/2020 14:15	0	0	0	0
469	5/18/2020 14:16	0	0	0	0
470	5/18/2020 14:17	0	0	0	0
471	5/18/2020 14:18	0	0	0	0
472	5/18/2020 14:19	0	0	0	0
473	5/18/2020 14:20	0	0	0	0
474	5/18/2020 14:21	0	0	0	0
475	5/18/2020 14:22	0	0	0	0
476	5/18/2020 14:23	0	0	0	0
477	5/18/2020 14:24	0	0	0	0
478	5/18/2020 14:25	0	0	0	0
479	5/18/2020 14:26	0	0	0	0
480	5/18/2020 14:27	0	0	0	0
481	5/18/2020 14:28	0	0	0	0
482	5/18/2020 14:29	0	0	0	0
483	5/18/2020 14:30	0	0	0	0
484	5/18/2020 14:31	0	0	0	0
485	5/18/2020 14:32	0	0	0	0
486	5/18/2020 14:33	0	0	0	0
487	5/18/2020 14:34	0	0	0	0

488	5/18/2020 14:35	0	0	0	0
489	5/18/2020 14:36	0	0	0	0
490	5/18/2020 14:37	0	0	0	0
491	5/18/2020 14:38	0	0	0	0
492	5/18/2020 14:39	0	0	0	0
493	5/18/2020 14:40	0	0	0	0
494	5/18/2020 14:41	0	0	0	0
495	5/18/2020 14:42	0	0	0	0
496	5/18/2020 14:43	0	0	0	0
497	5/18/2020 14:44	0	0	0	0
498	5/18/2020 14:45	0	0	0	0
499	5/18/2020 14:46	0	0	0	0
500	5/18/2020 14:47	0	0	0	0
501	5/18/2020 14:48	0	0	0	0
502	5/18/2020 14:49	0	0	0	0
503	5/18/2020 14:50	0	0	0	0
504	5/18/2020 14:51	0	0	0	0
505	5/18/2020 14:52	0	0	0	0
506	5/18/2020 14:53	0	0	0	0
507	5/18/2020 14:54	0	0	0	0
508	5/18/2020 14:55	0	0	0	0
509	5/18/2020 14:56	0	0	0	0
510	5/18/2020 14:57	0	0	0	0
511	5/18/2020 14:58	0	0	0	0
512	5/18/2020 14:59	0	0	0	0
513	5/18/2020 15:00	0	0	0	0
514	5/18/2020 15:01	0	0	0	0
515	5/18/2020 15:02	0	0	0	0
516	5/18/2020 15:03	0	0	0	0
517	5/18/2020 15:04	0	0	0	0
518	5/18/2020 15:05	0	0	0	0
519	5/18/2020 15:06	0	0	0	0
520	5/18/2020 15:07	0	0	0	0
521	5/18/2020 15:08	0	0	0	0
522	5/18/2020 15:09	0	0	0	0
523	5/18/2020 15:10	0	0	0	0
524	5/18/2020 15:11	0	0	0	0
525	5/18/2020 15:12	0	0	0	0
526	5/18/2020 15:13	0	0	0	0
527	5/18/2020 15:14	0	0	0	0
528	5/18/2020 15:15	0	0	0	0
529	5/18/2020 15:16	0	0	0	0
530	5/18/2020 15:17	0	0	0	0
531	5/18/2020 15:18	0	0	0	0

	532	5/18/2020 15:19	0	0	0	0
	533	5/18/2020 15:20	0	0	0	0
Peak			0	0	0	0
Min			0	0	0	0
Average			0	0	0	0

****

TWA/STEL

Index	Date/Time	PID(ppm) (TWA)	PID(ppm) (STEL)
1	5/18/2020 6:28	0	---
2	5/18/2020 6:29	0	---
3	5/18/2020 6:30	0	---
4	5/18/2020 6:31	0	---
5	5/18/2020 6:32	0	---
6	5/18/2020 6:33	0	---
7	5/18/2020 6:34	0	---
8	5/18/2020 6:35	0	---
9	5/18/2020 6:36	0	---
10	5/18/2020 6:37	0	---
11	5/18/2020 6:38	0	---
12	5/18/2020 6:39	0	---
13	5/18/2020 6:40	0	---
14	5/18/2020 6:41	0	---
15	5/18/2020 6:42	0	0
16	5/18/2020 6:43	0	0
17	5/18/2020 6:44	0	0
18	5/18/2020 6:45	0	0
19	5/18/2020 6:46	0	0
20	5/18/2020 6:47	0	0
21	5/18/2020 6:48	0	0
22	5/18/2020 6:49	0	0
23	5/18/2020 6:50	0	0
24	5/18/2020 6:51	0	0
25	5/18/2020 6:52	0	0
26	5/18/2020 6:53	0	0
27	5/18/2020 6:54	0	0
28	5/18/2020 6:55	0	0
29	5/18/2020 6:56	0	0
30	5/18/2020 6:57	0	0
31	5/18/2020 6:58	0	0
32	5/18/2020 6:59	0	0
33	5/18/2020 7:00	0	0
34	5/18/2020 7:01	0	0

35	5/18/2020 7:02	0	0
36	5/18/2020 7:03	0	0
37	5/18/2020 7:04	0	0
38	5/18/2020 7:05	0	0
39	5/18/2020 7:06	0	0
40	5/18/2020 7:07	0	0
41	5/18/2020 7:08	0	0
42	5/18/2020 7:09	0	0
43	5/18/2020 7:10	0	0
44	5/18/2020 7:11	0	0
45	5/18/2020 7:12	0	0
46	5/18/2020 7:13	0	0
47	5/18/2020 7:14	0	0
48	5/18/2020 7:15	0	0
49	5/18/2020 7:16	0	0
50	5/18/2020 7:17	0	0
51	5/18/2020 7:18	0	0
52	5/18/2020 7:19	0	0
53	5/18/2020 7:20	0	0
54	5/18/2020 7:21	0	0
55	5/18/2020 7:22	0	0
56	5/18/2020 7:23	0	0
57	5/18/2020 7:24	0	0
58	5/18/2020 7:25	0	0
59	5/18/2020 7:26	0	0
60	5/18/2020 7:27	0	0
61	5/18/2020 7:28	0	0
62	5/18/2020 7:29	0	0
63	5/18/2020 7:30	0	0
64	5/18/2020 7:31	0	0
65	5/18/2020 7:32	0	0
66	5/18/2020 7:33	0	0
67	5/18/2020 7:34	0	0
68	5/18/2020 7:35	0	0
69	5/18/2020 7:36	0	0
70	5/18/2020 7:37	0	0
71	5/18/2020 7:38	0	0
72	5/18/2020 7:39	0	0
73	5/18/2020 7:40	0	0
74	5/18/2020 7:41	0	0
75	5/18/2020 7:42	0	0
76	5/18/2020 7:43	0	0
77	5/18/2020 7:44	0	0
78	5/18/2020 7:45	0	0

79	5/18/2020 7:46	0	0
80	5/18/2020 7:47	0	0
81	5/18/2020 7:48	0	0
82	5/18/2020 7:49	0	0
83	5/18/2020 7:50	0	0
84	5/18/2020 7:51	0	0
85	5/18/2020 7:52	0	0
86	5/18/2020 7:53	0	0
87	5/18/2020 7:54	0	0
88	5/18/2020 7:55	0	0
89	5/18/2020 7:56	0	0
90	5/18/2020 7:57	0	0
91	5/18/2020 7:58	0	0
92	5/18/2020 7:59	0	0
93	5/18/2020 8:00	0	0
94	5/18/2020 8:01	0	0
95	5/18/2020 8:02	0	0
96	5/18/2020 8:03	0	0
97	5/18/2020 8:04	0	0
98	5/18/2020 8:05	0	0
99	5/18/2020 8:06	0	0
100	5/18/2020 8:07	0	0
101	5/18/2020 8:08	0	0
102	5/18/2020 8:09	0	0
103	5/18/2020 8:10	0	0
104	5/18/2020 8:11	0	0
105	5/18/2020 8:12	0	0
106	5/18/2020 8:13	0	0
107	5/18/2020 8:14	0	0
108	5/18/2020 8:15	0	0
109	5/18/2020 8:16	0	0
110	5/18/2020 8:17	0	0
111	5/18/2020 8:18	0	0
112	5/18/2020 8:19	0	0
113	5/18/2020 8:20	0	0
114	5/18/2020 8:21	0	0
115	5/18/2020 8:22	0	0
116	5/18/2020 8:23	0	0
117	5/18/2020 8:24	0	0
118	5/18/2020 8:25	0	0
119	5/18/2020 8:26	0	0
120	5/18/2020 8:27	0	0
121	5/18/2020 8:28	0	0
122	5/18/2020 8:29	0	0

123	5/18/2020 8:30	0	0
124	5/18/2020 8:31	0	0
125	5/18/2020 8:32	0	0
126	5/18/2020 8:33	0	0
127	5/18/2020 8:34	0	0
128	5/18/2020 8:35	0	0
129	5/18/2020 8:36	0	0
130	5/18/2020 8:37	0	0
131	5/18/2020 8:38	0	0
132	5/18/2020 8:39	0	0
133	5/18/2020 8:40	0	0
134	5/18/2020 8:41	0	0
135	5/18/2020 8:42	0	0
136	5/18/2020 8:43	0	0
137	5/18/2020 8:44	0	0
138	5/18/2020 8:45	0	0
139	5/18/2020 8:46	0	0
140	5/18/2020 8:47	0	0
141	5/18/2020 8:48	0	0
142	5/18/2020 8:49	0	0
143	5/18/2020 8:50	0	0
144	5/18/2020 8:51	0	0
145	5/18/2020 8:52	0	0
146	5/18/2020 8:53	0	0
147	5/18/2020 8:54	0	0
148	5/18/2020 8:55	0	0
149	5/18/2020 8:56	0	0
150	5/18/2020 8:57	0	0
151	5/18/2020 8:58	0	0
152	5/18/2020 8:59	0	0
153	5/18/2020 9:00	0	0
154	5/18/2020 9:01	0	0
155	5/18/2020 9:02	0	0
156	5/18/2020 9:03	0	0
157	5/18/2020 9:04	0	0
158	5/18/2020 9:05	0	0
159	5/18/2020 9:06	0	0
160	5/18/2020 9:07	0	0
161	5/18/2020 9:08	0	0
162	5/18/2020 9:09	0	0
163	5/18/2020 9:10	0	0
164	5/18/2020 9:11	0	0
165	5/18/2020 9:12	0	0
166	5/18/2020 9:13	0	0

167	5/18/2020 9:14	0	0
168	5/18/2020 9:15	0	0
169	5/18/2020 9:16	0	0
170	5/18/2020 9:17	0	0
171	5/18/2020 9:18	0	0
172	5/18/2020 9:19	0	0
173	5/18/2020 9:20	0	0
174	5/18/2020 9:21	0	0
175	5/18/2020 9:22	0	0
176	5/18/2020 9:23	0	0
177	5/18/2020 9:24	0	0
178	5/18/2020 9:25	0	0
179	5/18/2020 9:26	0	0
180	5/18/2020 9:27	0	0
181	5/18/2020 9:28	0	0
182	5/18/2020 9:29	0	0
183	5/18/2020 9:30	0	0
184	5/18/2020 9:31	0	0
185	5/18/2020 9:32	0	0
186	5/18/2020 9:33	0	0
187	5/18/2020 9:34	0	0
188	5/18/2020 9:35	0	0
189	5/18/2020 9:36	0	0
190	5/18/2020 9:37	0	0
191	5/18/2020 9:38	0	0
192	5/18/2020 9:39	0	0
193	5/18/2020 9:40	0	0
194	5/18/2020 9:41	0	0
195	5/18/2020 9:42	0	0
196	5/18/2020 9:43	0	0
197	5/18/2020 9:44	0	0
198	5/18/2020 9:45	0	0
199	5/18/2020 9:46	0	0
200	5/18/2020 9:47	0	0
201	5/18/2020 9:48	0	0
202	5/18/2020 9:49	0	0
203	5/18/2020 9:50	0	0
204	5/18/2020 9:51	0	0
205	5/18/2020 9:52	0	0
206	5/18/2020 9:53	0	0
207	5/18/2020 9:54	0	0
208	5/18/2020 9:55	0	0
209	5/18/2020 9:56	0	0
210	5/18/2020 9:57	0	0

211	5/18/2020 9:58	0	0
212	5/18/2020 9:59	0	0
213	5/18/2020 10:00	0	0
214	5/18/2020 10:01	0	0
215	5/18/2020 10:02	0	0
216	5/18/2020 10:03	0	0
217	5/18/2020 10:04	0	0
218	5/18/2020 10:05	0	0
219	5/18/2020 10:06	0	0
220	5/18/2020 10:07	0	0
221	5/18/2020 10:08	0	0
222	5/18/2020 10:09	0	0
223	5/18/2020 10:10	0	0
224	5/18/2020 10:11	0	0
225	5/18/2020 10:12	0	0
226	5/18/2020 10:13	0	0
227	5/18/2020 10:14	0	0
228	5/18/2020 10:15	0	0
229	5/18/2020 10:16	0	0
230	5/18/2020 10:17	0	0
231	5/18/2020 10:18	0	0
232	5/18/2020 10:19	0	0
233	5/18/2020 10:20	0	0
234	5/18/2020 10:21	0	0
235	5/18/2020 10:22	0	0
236	5/18/2020 10:23	0	0
237	5/18/2020 10:24	0	0
238	5/18/2020 10:25	0	0
239	5/18/2020 10:26	0	0
240	5/18/2020 10:27	0	0
241	5/18/2020 10:28	0	0
242	5/18/2020 10:29	0	0
243	5/18/2020 10:30	0	0
244	5/18/2020 10:31	0	0
245	5/18/2020 10:32	0	0
246	5/18/2020 10:33	0	0
247	5/18/2020 10:34	0	0
248	5/18/2020 10:35	0	0
249	5/18/2020 10:36	0	0
250	5/18/2020 10:37	0	0
251	5/18/2020 10:38	0	0
252	5/18/2020 10:39	0	0
253	5/18/2020 10:40	0	0
254	5/18/2020 10:41	0	0

255	5/18/2020 10:42	0	0
256	5/18/2020 10:43	0	0
257	5/18/2020 10:44	0	0
258	5/18/2020 10:45	0	0
259	5/18/2020 10:46	0	0
260	5/18/2020 10:47	0	0
261	5/18/2020 10:48	0	0
262	5/18/2020 10:49	0	0
263	5/18/2020 10:50	0	0
264	5/18/2020 10:51	0	0
265	5/18/2020 10:52	0	0
266	5/18/2020 10:53	0	0
267	5/18/2020 10:54	0	0
268	5/18/2020 10:55	0	0
269	5/18/2020 10:56	0	0
270	5/18/2020 10:57	0	0
271	5/18/2020 10:58	0	0
272	5/18/2020 10:59	0	0
273	5/18/2020 11:00	0	0
274	5/18/2020 11:01	0	0
275	5/18/2020 11:02	0	0
276	5/18/2020 11:03	0	0
277	5/18/2020 11:04	0	0
278	5/18/2020 11:05	0	0
279	5/18/2020 11:06	0	0
280	5/18/2020 11:07	0	0
281	5/18/2020 11:08	0	0
282	5/18/2020 11:09	0	0
283	5/18/2020 11:10	0	0
284	5/18/2020 11:11	0	0
285	5/18/2020 11:12	0	0
286	5/18/2020 11:13	0	0
287	5/18/2020 11:14	0	0
288	5/18/2020 11:15	0	0
289	5/18/2020 11:16	0	0
290	5/18/2020 11:17	0	0
291	5/18/2020 11:18	0	0
292	5/18/2020 11:19	0	0
293	5/18/2020 11:20	0	0
294	5/18/2020 11:21	0	0
295	5/18/2020 11:22	0	0
296	5/18/2020 11:23	0	0
297	5/18/2020 11:24	0	0
298	5/18/2020 11:25	0	0

299	5/18/2020 11:26	0	0
300	5/18/2020 11:27	0	0
301	5/18/2020 11:28	0	0
302	5/18/2020 11:29	0	0
303	5/18/2020 11:30	0	0
304	5/18/2020 11:31	0	0
305	5/18/2020 11:32	0	0
306	5/18/2020 11:33	0	0
307	5/18/2020 11:34	0	0
308	5/18/2020 11:35	0	0
309	5/18/2020 11:36	0	0
310	5/18/2020 11:37	0	0
311	5/18/2020 11:38	0	0
312	5/18/2020 11:39	0	0
313	5/18/2020 11:40	0	0
314	5/18/2020 11:41	0	0
315	5/18/2020 11:42	0	0
316	5/18/2020 11:43	0	0
317	5/18/2020 11:44	0	0
318	5/18/2020 11:45	0	0
319	5/18/2020 11:46	0	0
320	5/18/2020 11:47	0	0
321	5/18/2020 11:48	0	0
322	5/18/2020 11:49	0	0
323	5/18/2020 11:50	0	0
324	5/18/2020 11:51	0	0
325	5/18/2020 11:52	0	0
326	5/18/2020 11:53	0	0
327	5/18/2020 11:54	0	0
328	5/18/2020 11:55	0	0
329	5/18/2020 11:56	0	0
330	5/18/2020 11:57	0	0
331	5/18/2020 11:58	0	0
332	5/18/2020 11:59	0	0
333	5/18/2020 12:00	0	0
334	5/18/2020 12:01	0	0
335	5/18/2020 12:02	0	0
336	5/18/2020 12:03	0	0
337	5/18/2020 12:04	0	0
338	5/18/2020 12:05	0	0
339	5/18/2020 12:06	0	0
340	5/18/2020 12:07	0	0
341	5/18/2020 12:08	0	0
342	5/18/2020 12:09	0	0

343	5/18/2020 12:10	0	0
344	5/18/2020 12:11	0	0
345	5/18/2020 12:12	0	0
346	5/18/2020 12:13	0	0
347	5/18/2020 12:14	0	0
348	5/18/2020 12:15	0	0
349	5/18/2020 12:16	0	0
350	5/18/2020 12:17	0	0
351	5/18/2020 12:18	0	0
352	5/18/2020 12:19	0	0
353	5/18/2020 12:20	0	0
354	5/18/2020 12:21	0	0
355	5/18/2020 12:22	0	0
356	5/18/2020 12:23	0	0
357	5/18/2020 12:24	0	0
358	5/18/2020 12:25	0	0
359	5/18/2020 12:26	0	0
360	5/18/2020 12:27	0	0
361	5/18/2020 12:28	0	0
362	5/18/2020 12:29	0	0
363	5/18/2020 12:30	0	0
364	5/18/2020 12:31	0	0
365	5/18/2020 12:32	0	0
366	5/18/2020 12:33	0	0
367	5/18/2020 12:34	0	0
368	5/18/2020 12:35	0	0
369	5/18/2020 12:36	0	0
370	5/18/2020 12:37	0	0
371	5/18/2020 12:38	0	0
372	5/18/2020 12:39	0	0
373	5/18/2020 12:40	0	0
374	5/18/2020 12:41	0	0
375	5/18/2020 12:42	0	0
376	5/18/2020 12:43	0	0
377	5/18/2020 12:44	0	0
378	5/18/2020 12:45	0	0
379	5/18/2020 12:46	0	0
380	5/18/2020 12:47	0	0
381	5/18/2020 12:48	0	0
382	5/18/2020 12:49	0	0
383	5/18/2020 12:50	0	0
384	5/18/2020 12:51	0	0
385	5/18/2020 12:52	0	0
386	5/18/2020 12:53	0	0

387	5/18/2020 12:54	0	0
388	5/18/2020 12:55	0	0
389	5/18/2020 12:56	0	0
390	5/18/2020 12:57	0	0
391	5/18/2020 12:58	0	0
392	5/18/2020 12:59	0	0
393	5/18/2020 13:00	0	0
394	5/18/2020 13:01	0	0
395	5/18/2020 13:02	0	0
396	5/18/2020 13:03	0	0
397	5/18/2020 13:04	0	0
398	5/18/2020 13:05	0	0
399	5/18/2020 13:06	0	0
400	5/18/2020 13:07	0	0
401	5/18/2020 13:08	0	0
402	5/18/2020 13:09	0	0
403	5/18/2020 13:10	0	0
404	5/18/2020 13:11	0	0
405	5/18/2020 13:12	0	0
406	5/18/2020 13:13	0	0
407	5/18/2020 13:14	0	0
408	5/18/2020 13:15	0	0
409	5/18/2020 13:16	0	0
410	5/18/2020 13:17	0	0
411	5/18/2020 13:18	0	0
412	5/18/2020 13:19	0	0
413	5/18/2020 13:20	0	0
414	5/18/2020 13:21	0	0
415	5/18/2020 13:22	0	0
416	5/18/2020 13:23	0	0
417	5/18/2020 13:24	0	0
418	5/18/2020 13:25	0	0
419	5/18/2020 13:26	0	0
420	5/18/2020 13:27	0	0
421	5/18/2020 13:28	0	0
422	5/18/2020 13:29	0	0
423	5/18/2020 13:30	0	0
424	5/18/2020 13:31	0	0
425	5/18/2020 13:32	0	0
426	5/18/2020 13:33	0	0
427	5/18/2020 13:34	0	0
428	5/18/2020 13:35	0	0
429	5/18/2020 13:36	0	0
430	5/18/2020 13:37	0	0

431	5/18/2020 13:38	0	0
432	5/18/2020 13:39	0	0
433	5/18/2020 13:40	0	0
434	5/18/2020 13:41	0	0
435	5/18/2020 13:42	0	0
436	5/18/2020 13:43	0	0
437	5/18/2020 13:44	0	0
438	5/18/2020 13:45	0	0
439	5/18/2020 13:46	0	0
440	5/18/2020 13:47	0	0
441	5/18/2020 13:48	0	0
442	5/18/2020 13:49	0	0
443	5/18/2020 13:50	0	0
444	5/18/2020 13:51	0	0
445	5/18/2020 13:52	0	0
446	5/18/2020 13:53	0	0
447	5/18/2020 13:54	0	0
448	5/18/2020 13:55	0	0
449	5/18/2020 13:56	0	0
450	5/18/2020 13:57	0	0
451	5/18/2020 13:58	0	0
452	5/18/2020 13:59	0	0
453	5/18/2020 14:00	0	0
454	5/18/2020 14:01	0	0
455	5/18/2020 14:02	0	0
456	5/18/2020 14:03	0	0
457	5/18/2020 14:04	0	0
458	5/18/2020 14:05	0	0
459	5/18/2020 14:06	0	0
460	5/18/2020 14:07	0	0
461	5/18/2020 14:08	0	0
462	5/18/2020 14:09	0	0
463	5/18/2020 14:10	0	0
464	5/18/2020 14:11	0	0
465	5/18/2020 14:12	0	0
466	5/18/2020 14:13	0	0
467	5/18/2020 14:14	0	0
468	5/18/2020 14:15	0	0
469	5/18/2020 14:16	0	0
470	5/18/2020 14:17	0	0
471	5/18/2020 14:18	0	0
472	5/18/2020 14:19	0	0
473	5/18/2020 14:20	0	0
474	5/18/2020 14:21	0	0

475	5/18/2020 14:22	0	0
476	5/18/2020 14:23	0	0
477	5/18/2020 14:24	0	0
478	5/18/2020 14:25	0	0
479	5/18/2020 14:26	0	0
480	5/18/2020 14:27	0	0
481	5/18/2020 14:28	0	0
482	5/18/2020 14:29	0	0
483	5/18/2020 14:30	0	0
484	5/18/2020 14:31	0	0
485	5/18/2020 14:32	0	0
486	5/18/2020 14:33	0	0
487	5/18/2020 14:34	0	0
488	5/18/2020 14:35	0	0
489	5/18/2020 14:36	0	0
490	5/18/2020 14:37	0	0
491	5/18/2020 14:38	0	0
492	5/18/2020 14:39	0	0
493	5/18/2020 14:40	0	0
494	5/18/2020 14:41	0	0
495	5/18/2020 14:42	0	0
496	5/18/2020 14:43	0	0
497	5/18/2020 14:44	0	0
498	5/18/2020 14:45	0	0
499	5/18/2020 14:46	0	0
500	5/18/2020 14:47	0	0
501	5/18/2020 14:48	0	0
502	5/18/2020 14:49	0	0
503	5/18/2020 14:50	0	0
504	5/18/2020 14:51	0	0
505	5/18/2020 14:52	0	0
506	5/18/2020 14:53	0	0
507	5/18/2020 14:54	0	0
508	5/18/2020 14:55	0	0
509	5/18/2020 14:56	0	0
510	5/18/2020 14:57	0	0
511	5/18/2020 14:58	0	0
512	5/18/2020 14:59	0	0
513	5/18/2020 15:00	0	0
514	5/18/2020 15:01	0	0
515	5/18/2020 15:02	0	0
516	5/18/2020 15:03	0	0
517	5/18/2020 15:04	0	0
518	5/18/2020 15:05	0	0

519	5/18/2020 15:06	0	0
520	5/18/2020 15:07	0	0
521	5/18/2020 15:08	0	0
522	5/18/2020 15:09	0	0
523	5/18/2020 15:10	0	0
524	5/18/2020 15:11	0	0
525	5/18/2020 15:12	0	0
526	5/18/2020 15:13	0	0
527	5/18/2020 15:14	0	0
528	5/18/2020 15:15	0	0
529	5/18/2020 15:16	0	0
530	5/18/2020 15:17	0	0
531	5/18/2020 15:18	0	0
532	5/18/2020 15:19	0	0
533	5/18/2020 15:20	0	0

==========

20/05/19 06:07

****

Summary

Unit Name	MiniRAE 3000(PGM-7320)
Unit SN	592-919151
Unit Firmware Ver	V2.14

Running Mode	Hygiene Mode
Datalog Mode	Manual
Diagnostic Mode	No
Stop Reason	Stop by User

Site ID	RAE00000
User ID	USER0000

Begin	5/19/2020 6:07
End	5/19/2020 11:56
Sample Period(s)	60
Number of Records	349

Sensor	PID(ppm)
Sensor SN	S023030028U4
Measure Type	Min; Avg; Max; Real
Span	100
Span 2	1000
Low Alarm	50
High Alarm	100

Over Alarm		15000
STEL Alarm		25
TWA Alarm		10
Measurement Gas	Isobutylene	
Calibration Time		5/19/2020 6:00
Peak		122
Min		0
Average		100.6

****

Datalog

Index	Date/Time	PID(ppm) (Min)	PID(ppm) (Avg)	PID(ppm) (Max)	PID(ppm) (Real)
1	5/19/2020 6:08	0	0	0	0
2	5/19/2020 6:09	0	0	0	0
3	5/19/2020 6:10	0	0	0	0
4	5/19/2020 6:11	0	0	0	0
5	5/19/2020 6:12	0	0	0	0
6	5/19/2020 6:13	0	0	0	0
7	5/19/2020 6:14	0	0	0	0
8	5/19/2020 6:15	0	0	0	0
9	5/19/2020 6:16	0	0	0	0
10	5/19/2020 6:17	0	0	0	0
11	5/19/2020 6:18	0	0	0	0
12	5/19/2020 6:19	0	0	0	0
13	5/19/2020 6:20	0	0	0	0
14	5/19/2020 6:21	0	0	0	0
15	5/19/2020 6:22	0	0	0	0
16	5/19/2020 6:23	0	0	0	0
17	5/19/2020 6:24	0	0	0	0
18	5/19/2020 6:25	0	0	0	0
19	5/19/2020 6:26	0	0	0	0
20	5/19/2020 6:27	0	0	0	0
21	5/19/2020 6:28	0	0	0	0
22	5/19/2020 6:29	0	0	0	0
23	5/19/2020 6:30	0	0	0	0
24	5/19/2020 6:31	0	0	0	0
25	5/19/2020 6:32	0	0	0	0
26	5/19/2020 6:33	0	0	0	0
27	5/19/2020 6:34	0	0	0	0
28	5/19/2020 6:35	0	0	0	0
29	5/19/2020 6:36	0	0	0	0
30	5/19/2020 6:37	0	0	0	0
31	5/19/2020 6:38	0	0	0	0

32	5/19/2020 6:39	0	0	0	0
33	5/19/2020 6:40	0	0	0	0
34	5/19/2020 6:41	0	0	0	0
35	5/19/2020 6:42	0	0	0	0
36	5/19/2020 6:43	0	0	0	0
37	5/19/2020 6:44	0	0	0	0
38	5/19/2020 6:45	0	0	0	0
39	5/19/2020 6:46	0	0	0	0
40	5/19/2020 6:47	0	0	0	0
41	5/19/2020 6:48	0	0	0	0
42	5/19/2020 6:49	0	0	0	0
43	5/19/2020 6:50	0	0	0	0
44	5/19/2020 6:51	0	0	0	0
45	5/19/2020 6:52	0	0	0	0
46	5/19/2020 6:53	0	0	0	0
47	5/19/2020 6:54	0	0	0	0
48	5/19/2020 6:55	0	0	0	0
49	5/19/2020 6:56	0	0	0	0
50	5/19/2020 6:57	0	0	0	0
51	5/19/2020 6:58	0	0	0	0
52	5/19/2020 6:59	0	0	0	0
53	5/19/2020 7:00	0	0	0	0
54	5/19/2020 7:01	0	0	0	0
55	5/19/2020 7:02	0	0	0	0
56	5/19/2020 7:03	0	0	0	0
57	5/19/2020 7:04	0	0	0	0
58	5/19/2020 7:05	0	0	0	0
59	5/19/2020 7:06	0	0	0	0
60	5/19/2020 7:07	0	0	0	0
61	5/19/2020 7:08	0	0	0	0
62	5/19/2020 7:09	0	0	0	0
63	5/19/2020 7:10	0	0	0	0
64	5/19/2020 7:11	0	0	0	0
65	5/19/2020 7:12	0	0	0	0
66	5/19/2020 7:13	0	0	0	0
67	5/19/2020 7:14	0	0	0	0
68	5/19/2020 7:15	0	0	0	0
69	5/19/2020 7:16	0	0	0	0
70	5/19/2020 7:17	0	0	0	0
71	5/19/2020 7:18	0	0	0	0
72	5/19/2020 7:19	0	0	0	0
73	5/19/2020 7:20	0	0	0	0
74	5/19/2020 7:21	0	0	0	0
75	5/19/2020 7:22	0	0	0	0

76	5/19/2020 7:23	0	0	0	0
77	5/19/2020 7:24	0	0	0	0
78	5/19/2020 7:25	0	0	0	0
79	5/19/2020 7:26	0	0	0	0
80	5/19/2020 7:27	0	0	0	0
81	5/19/2020 7:28	0	0	0	0
82	5/19/2020 7:29	0	0	0	0
83	5/19/2020 7:30	0	0	0	0
84	5/19/2020 7:31	0	0	0	0
85	5/19/2020 7:32	0	0	0	0
86	5/19/2020 7:33	0	0	0	0
87	5/19/2020 7:34	0	0	0	0
88	5/19/2020 7:35	0	0	0	0
89	5/19/2020 7:36	0	0	0	0
90	5/19/2020 7:37	0	0	0	0
91	5/19/2020 7:38	0	0	0	0
92	5/19/2020 7:39	0	0	0	0
93	5/19/2020 7:40	0	0	0	0
94	5/19/2020 7:41	0	0	0	0
95	5/19/2020 7:42	0	0	0	0
96	5/19/2020 7:43	0	0	0	0
97	5/19/2020 7:44	0	0	0	0
98	5/19/2020 7:45	0	0	0	0
99	5/19/2020 7:46	0	0	0	0
100	5/19/2020 7:47	0	0	0	0
101	5/19/2020 7:48	0	0	0	0
102	5/19/2020 7:49	0	0	0	0
103	5/19/2020 7:50	0	0	0	0
104	5/19/2020 7:51	0	0	0	0
105	5/19/2020 7:52	0	0	0	0
106	5/19/2020 7:53	0	0	0	0
107	5/19/2020 7:54	0	0	0	0
108	5/19/2020 7:55	0	0	0	0
109	5/19/2020 7:56	0	0	0	0
110	5/19/2020 7:57	0	0	0	0
111	5/19/2020 7:58	0	0	0	0
112	5/19/2020 7:59	0	0	0	0
113	5/19/2020 8:00	0	0	0	0
114	5/19/2020 8:01	0	0	0	0
115	5/19/2020 8:02	0	0	0	0
116	5/19/2020 8:03	0	0	0	0
117	5/19/2020 8:04	0	0	0	0
118	5/19/2020 8:05	0	0	0	0
119	5/19/2020 8:06	0	0	0	0

120	5/19/2020 8:07	0	0	0	0
121	5/19/2020 8:08	0	0	0	0
122	5/19/2020 8:09	0	0	0	0
123	5/19/2020 8:10	0	0	0	0
124	5/19/2020 8:11	0	0	0	0
125	5/19/2020 8:12	0	0	0	0
126	5/19/2020 8:13	0	0	0	0
127	5/19/2020 8:14	0	0	0	0
128	5/19/2020 8:15	0	0	0	0
129	5/19/2020 8:16	0	0	0	0
130	5/19/2020 8:17	0	0	0	0
131	5/19/2020 8:18	0	0	0	0
132	5/19/2020 8:19	0	0	0	0
133	5/19/2020 8:20	0	0	0	0
134	5/19/2020 8:21	0	0	0	0
135	5/19/2020 8:22	0	0	0	0
136	5/19/2020 8:23	0	0	0	0
137	5/19/2020 8:24	0	0	0	0
138	5/19/2020 8:25	0	0	0	0
139	5/19/2020 8:26	0	0	0	0
140	5/19/2020 8:27	0	0	0	0
141	5/19/2020 8:28	0	0	0	0
142	5/19/2020 8:29	0	0	0	0
143	5/19/2020 8:30	0	0	0	0
144	5/19/2020 8:31	0	0	0	0
145	5/19/2020 8:32	0	0	0	0
146	5/19/2020 8:33	0	0	0	0
147	5/19/2020 8:34	0	0	0	0
148	5/19/2020 8:35	0	0	0	0
149	5/19/2020 8:36	0	0	0	0
150	5/19/2020 8:37	0	0	0	0
151	5/19/2020 8:38	0	0	0	0
152	5/19/2020 8:39	0	0	0	0
153	5/19/2020 8:40	0	0	0	0
154	5/19/2020 8:41	0	0	0	0
155	5/19/2020 8:42	0	0	0	0
156	5/19/2020 8:43	0	0	0	0
157	5/19/2020 8:44	0	0	0	0
158	5/19/2020 8:45	0	0	0	0
159	5/19/2020 8:46	0	0	0	0
160	5/19/2020 8:47	0	0	0	0
161	5/19/2020 8:48	0	0	0	0
162	5/19/2020 8:49	0	0	0	0
163	5/19/2020 8:50	0	0	0	0

164	5/19/2020 8:51	0	0	0	0
165	5/19/2020 8:52	0	0	0	0
166	5/19/2020 8:53	0	0	0	0
167	5/19/2020 8:54	0	0	0	0
168	5/19/2020 8:55	0	0	0	0
169	5/19/2020 8:56	0	0	0	0
170	5/19/2020 8:57	0	0	0	0
171	5/19/2020 8:58	0	0	0	0
172	5/19/2020 8:59	0	0	0	0
173	5/19/2020 9:00	0	0	0	0
174	5/19/2020 9:01	0	0	0	0
175	5/19/2020 9:02	0	0	0	0
176	5/19/2020 9:03	0	0	0	0
177	5/19/2020 9:04	0	0	0	0
178	5/19/2020 9:05	0	0	0	0
179	5/19/2020 9:06	0	0	0	0
180	5/19/2020 9:07	0	0	0	0
181	5/19/2020 9:08	0	0	0	0
182	5/19/2020 9:09	0	0	0	0
183	5/19/2020 9:10	0	0	0	0
184	5/19/2020 9:11	0	0	0	0
185	5/19/2020 9:12	0	0	0	0
186	5/19/2020 9:13	0	0	0	0
187	5/19/2020 9:14	0	0	0	0
188	5/19/2020 9:15	0	0	0	0
189	5/19/2020 9:16	0	0	0	0
190	5/19/2020 9:17	0	0	0	0
191	5/19/2020 9:18	0	0	0	0
192	5/19/2020 9:19	0	0	0	0
193	5/19/2020 9:20	0	0	0	0
194	5/19/2020 9:21	0	0	0	0
195	5/19/2020 9:22	0	0	0	0
196	5/19/2020 9:23	0	0	0	0
197	5/19/2020 9:24	0	0	0	0
198	5/19/2020 9:25	0	0	0	0
199	5/19/2020 9:26	0	0	0	0
200	5/19/2020 9:27	0	0	0	0
201	5/19/2020 9:28	0	0	0	0
202	5/19/2020 9:29	0	0	0	0
203	5/19/2020 9:30	0	0	0	0
204	5/19/2020 9:31	0	0	0	0
205	5/19/2020 9:32	0	0	0	0
206	5/19/2020 9:33	0	0	0	0
207	5/19/2020 9:34	0	0	0	0

208	5/19/2020 9:35	0	0	0	0
209	5/19/2020 9:36	0	0	0	0
210	5/19/2020 9:37	0	0	0	0
211	5/19/2020 9:38	0	0	0	0
212	5/19/2020 9:39	0	0	0	0
213	5/19/2020 9:40	0	0	0	0
214	5/19/2020 9:41	0	0	0	0
215	5/19/2020 9:42	0	0	0	0
216	5/19/2020 9:43	0	0	0	0
217	5/19/2020 9:44	0	0	0	0
218	5/19/2020 9:45	0	0	0	0
219	5/19/2020 9:46	0	0	0	0
220	5/19/2020 9:47	0	0	0	0
221	5/19/2020 9:48	0	0	0	0
222	5/19/2020 9:49	0	0	0	0
223	5/19/2020 9:50	0	0	0	0
224	5/19/2020 9:51	0	0	0	0
225	5/19/2020 9:52	0	0	0	0
226	5/19/2020 9:53	0	0	0	0
227	5/19/2020 9:54	0	0	0	0
228	5/19/2020 9:55	0	0	0	0
229	5/19/2020 9:56	0	0	0	0
230	5/19/2020 9:57	0	0	0	0
231	5/19/2020 9:58	0	0	0	0
232	5/19/2020 9:59	0	0	0	0
233	5/19/2020 10:00	0	0	0	0
234	5/19/2020 10:01	0	0	0	0
235	5/19/2020 10:02	0	0	0	0
236	5/19/2020 10:03	0	0	0	0
237	5/19/2020 10:04	0	0	0	0
238	5/19/2020 10:05	0	0	0	0
239	5/19/2020 10:06	0	0	0	0
240	5/19/2020 10:07	0	0	0	0
241	5/19/2020 10:08	0	0	0	0
242	5/19/2020 10:09	0	0	0	0
243	5/19/2020 10:10	0	0	0	0
244	5/19/2020 10:11	0	0	0	0
245	5/19/2020 10:12	0	0	0	0
246	5/19/2020 10:13	0	0	0	0
247	5/19/2020 10:14	0	0	0	0
248	5/19/2020 10:15	0	0	0	0
249	5/19/2020 10:16	0	0	0	0
250	5/19/2020 10:17	0	0	0	0
251	5/19/2020 10:18	0	0	0	0

252	5/19/2020 10:19	0	0	0	0
253	5/19/2020 10:20	0	0	0	0
254	5/19/2020 10:21	0	0	0	0
255	5/19/2020 10:22	0	0	0	0
256	5/19/2020 10:23	0	0	0	0
257	5/19/2020 10:24	0	0	0	0
258	5/19/2020 10:25	0	0	0	0
259	5/19/2020 10:26	0	0	0	0
260	5/19/2020 10:27	0	0	0	0
261	5/19/2020 10:28	0	0	0	0
262	5/19/2020 10:29	0	0	0	0
263	5/19/2020 10:30	0	0	0	0
264	5/19/2020 10:31	0	0	0	0
265	5/19/2020 10:32	0	0	0	0
266	5/19/2020 10:33	0	0	0	0
267	5/19/2020 10:34	0	0	0	0
268	5/19/2020 10:35	0	0	0	0
269	5/19/2020 10:36	0	0	0	0
270	5/19/2020 10:37	0	0	0	0
271	5/19/2020 10:38	0	0	0	0
272	5/19/2020 10:39	0	0	0	0
273	5/19/2020 10:40	0	0	0	0
274	5/19/2020 10:41	0	0	0	0
275	5/19/2020 10:42	0	0	0	0
276	5/19/2020 10:43	0	0	0	0
277	5/19/2020 10:44	0	0	0	0
278	5/19/2020 10:45	0	0	0	0
279	5/19/2020 10:46	0	0	0	0
280	5/19/2020 10:47	0	0	0	0
281	5/19/2020 10:48	0	0	0	0
282	5/19/2020 10:49	0	0	0	0
283	5/19/2020 10:50	0	0	0	0
284	5/19/2020 10:51	0	0	0	0
285	5/19/2020 10:52	0	0	0	0
286	5/19/2020 10:53	0	0	0	0
287	5/19/2020 10:54	0	0	0	0
288	5/19/2020 10:55	0	0	0	0
289	5/19/2020 10:56	0	0	0	0
290	5/19/2020 10:57	0	0	0	0
291	5/19/2020 10:58	0	0	0	0
292	5/19/2020 10:59	0	0	0	0
293	5/19/2020 11:00	0	0	0	0
294	5/19/2020 11:01	0	0	0	0
295	5/19/2020 11:02	0	0	0	0

296	5/19/2020 11:03	0	0	0	0
297	5/19/2020 11:04	0	0	0	0
298	5/19/2020 11:05	0	0	0	0
299	5/19/2020 11:06	0	0	0	0
300	5/19/2020 11:07	0	0	0	0
301	5/19/2020 11:08	0	0	0	0
302	5/19/2020 11:09	0	0	0	0
303	5/19/2020 11:10	0	0	0	0
304	5/19/2020 11:11	0	0	0	0
305	5/19/2020 11:12	0	0	0	0
306	5/19/2020 11:13	0	0	0	0
307	5/19/2020 11:14	0	0	0	0
308	5/19/2020 11:15	0	0	0	0
309	5/19/2020 11:16	0	0	0	0
310	5/19/2020 11:17	0	0	0	0
311	5/19/2020 11:18	0	0	0	0
312	5/19/2020 11:19	0	0	0	0
313	5/19/2020 11:20	0	0	0	0
314	5/19/2020 11:21	0	0	0	0
315	5/19/2020 11:22	0	0	0	0
316	5/19/2020 11:23	0	0	0	0
317	5/19/2020 11:24	0	0	0	0
318	5/19/2020 11:25	0	0	0	0
319	5/19/2020 11:26	0	0	0	0
320	5/19/2020 11:27	0	0	0	0
321	5/19/2020 11:28	0	0	0	0
322	5/19/2020 11:29	0	0	0	0
323	5/19/2020 11:30	0	0	0	0
324	5/19/2020 11:31	0	0	0	0
325	5/19/2020 11:32	0	0	0	0
326	5/19/2020 11:33	0	0	0	0
327	5/19/2020 11:34	0	0	0	0
328	5/19/2020 11:35	0	0	0	0
329	5/19/2020 11:36	0	0	0	0
330	5/19/2020 11:37	0	0	0	0
331	5/19/2020 11:38	0	0	0	0
332	5/19/2020 11:39	0	0	0	0
333	5/19/2020 11:40	0	0	0	0
334	5/19/2020 11:41	0	0	0	0
335	5/19/2020 11:42	0	0	0	0
336	5/19/2020 11:43	0	0	0	0
337	5/19/2020 11:44	0	0	0	0
338	5/19/2020 11:45	0	0	0	0
339	5/19/2020 11:46	0	0	0	0

	340	5/19/2020 11:47	0	0	0	0
	341	5/19/2020 11:48	0	0	0	0
	342	5/19/2020 11:49	0	0	0	0
	343	5/19/2020 11:50	0	0	0	0
	344	5/19/2020 11:51	0	0	0	0
	345	5/19/2020 11:52	0	0	0	0
	346	5/19/2020 11:53	0	0	0	0
	347	5/19/2020 11:54	0	0	0	0
	348	5/19/2020 11:55	0	0	0	0
	349	5/19/2020 11:56	0	0	0	0
Peak			0	0	0	0
Min			0	0	0	0
Average			0	0	0	0

****

TWA/STEL

Index	Date/Time	PID(ppm) (TWA)	PID(ppm) (STEL)
1	5/19/2020 6:08	0	---
2	5/19/2020 6:09	0	---
3	5/19/2020 6:10	0	---
4	5/19/2020 6:11	0	---
5	5/19/2020 6:12	0	---
6	5/19/2020 6:13	0	---
7	5/19/2020 6:14	0	---
8	5/19/2020 6:15	0	---
9	5/19/2020 6:16	0	---
10	5/19/2020 6:17	0	---
11	5/19/2020 6:18	0	---
12	5/19/2020 6:19	0	---
13	5/19/2020 6:20	0	---
14	5/19/2020 6:21	0	---
15	5/19/2020 6:22	0	0
16	5/19/2020 6:23	0	0
17	5/19/2020 6:24	0	0
18	5/19/2020 6:25	0	0
19	5/19/2020 6:26	0	0
20	5/19/2020 6:27	0	0
21	5/19/2020 6:28	0	0
22	5/19/2020 6:29	0	0
23	5/19/2020 6:30	0	0
24	5/19/2020 6:31	0	0
25	5/19/2020 6:32	0	0
26	5/19/2020 6:33	0	0

27	5/19/2020 6:34	0	0
28	5/19/2020 6:35	0	0
29	5/19/2020 6:36	0	0
30	5/19/2020 6:37	0	0
31	5/19/2020 6:38	0	0
32	5/19/2020 6:39	0	0
33	5/19/2020 6:40	0	0
34	5/19/2020 6:41	0	0
35	5/19/2020 6:42	0	0
36	5/19/2020 6:43	0	0
37	5/19/2020 6:44	0	0
38	5/19/2020 6:45	0	0
39	5/19/2020 6:46	0	0
40	5/19/2020 6:47	0	0
41	5/19/2020 6:48	0	0
42	5/19/2020 6:49	0	0
43	5/19/2020 6:50	0	0
44	5/19/2020 6:51	0	0
45	5/19/2020 6:52	0	0
46	5/19/2020 6:53	0	0
47	5/19/2020 6:54	0	0
48	5/19/2020 6:55	0	0
49	5/19/2020 6:56	0	0
50	5/19/2020 6:57	0	0
51	5/19/2020 6:58	0	0
52	5/19/2020 6:59	0	0
53	5/19/2020 7:00	0	0
54	5/19/2020 7:01	0	0
55	5/19/2020 7:02	0	0
56	5/19/2020 7:03	0	0
57	5/19/2020 7:04	0	0
58	5/19/2020 7:05	0	0
59	5/19/2020 7:06	0	0
60	5/19/2020 7:07	0	0
61	5/19/2020 7:08	0	0
62	5/19/2020 7:09	0	0
63	5/19/2020 7:10	0	0
64	5/19/2020 7:11	0	0
65	5/19/2020 7:12	0	0
66	5/19/2020 7:13	0	0
67	5/19/2020 7:14	0	0
68	5/19/2020 7:15	0	0
69	5/19/2020 7:16	0	0
70	5/19/2020 7:17	0	0

71	5/19/2020 7:18	0	0
72	5/19/2020 7:19	0	0
73	5/19/2020 7:20	0	0
74	5/19/2020 7:21	0	0
75	5/19/2020 7:22	0	0
76	5/19/2020 7:23	0	0
77	5/19/2020 7:24	0	0
78	5/19/2020 7:25	0	0
79	5/19/2020 7:26	0	0
80	5/19/2020 7:27	0	0
81	5/19/2020 7:28	0	0
82	5/19/2020 7:29	0	0
83	5/19/2020 7:30	0	0
84	5/19/2020 7:31	0	0
85	5/19/2020 7:32	0	0
86	5/19/2020 7:33	0	0
87	5/19/2020 7:34	0	0
88	5/19/2020 7:35	0	0
89	5/19/2020 7:36	0	0
90	5/19/2020 7:37	0	0
91	5/19/2020 7:38	0	0
92	5/19/2020 7:39	0	0
93	5/19/2020 7:40	0	0
94	5/19/2020 7:41	0	0
95	5/19/2020 7:42	0	0
96	5/19/2020 7:43	0	0
97	5/19/2020 7:44	0	0
98	5/19/2020 7:45	0	0
99	5/19/2020 7:46	0	0
100	5/19/2020 7:47	0	0
101	5/19/2020 7:48	0	0
102	5/19/2020 7:49	0	0
103	5/19/2020 7:50	0	0
104	5/19/2020 7:51	0	0
105	5/19/2020 7:52	0	0
106	5/19/2020 7:53	0	0
107	5/19/2020 7:54	0	0
108	5/19/2020 7:55	0	0
109	5/19/2020 7:56	0	0
110	5/19/2020 7:57	0	0
111	5/19/2020 7:58	0	0
112	5/19/2020 7:59	0	0
113	5/19/2020 8:00	0	0
114	5/19/2020 8:01	0	0

115	5/19/2020 8:02	0	0
116	5/19/2020 8:03	0	0
117	5/19/2020 8:04	0	0
118	5/19/2020 8:05	0	0
119	5/19/2020 8:06	0	0
120	5/19/2020 8:07	0	0
121	5/19/2020 8:08	0	0
122	5/19/2020 8:09	0	0
123	5/19/2020 8:10	0	0
124	5/19/2020 8:11	0	0
125	5/19/2020 8:12	0	0
126	5/19/2020 8:13	0	0
127	5/19/2020 8:14	0	0
128	5/19/2020 8:15	0	0
129	5/19/2020 8:16	0	0
130	5/19/2020 8:17	0	0
131	5/19/2020 8:18	0	0
132	5/19/2020 8:19	0	0
133	5/19/2020 8:20	0	0
134	5/19/2020 8:21	0	0
135	5/19/2020 8:22	0	0
136	5/19/2020 8:23	0	0
137	5/19/2020 8:24	0	0
138	5/19/2020 8:25	0	0
139	5/19/2020 8:26	0	0
140	5/19/2020 8:27	0	0
141	5/19/2020 8:28	0	0
142	5/19/2020 8:29	0	0
143	5/19/2020 8:30	0	0
144	5/19/2020 8:31	0	0
145	5/19/2020 8:32	0	0
146	5/19/2020 8:33	0	0
147	5/19/2020 8:34	0	0
148	5/19/2020 8:35	0	0
149	5/19/2020 8:36	0	0
150	5/19/2020 8:37	0	0
151	5/19/2020 8:38	0	0
152	5/19/2020 8:39	0	0
153	5/19/2020 8:40	0	0
154	5/19/2020 8:41	0	0
155	5/19/2020 8:42	0	0
156	5/19/2020 8:43	0	0
157	5/19/2020 8:44	0	0
158	5/19/2020 8:45	0	0

159	5/19/2020 8:46	0	0
160	5/19/2020 8:47	0	0
161	5/19/2020 8:48	0	0
162	5/19/2020 8:49	0	0
163	5/19/2020 8:50	0	0
164	5/19/2020 8:51	0	0
165	5/19/2020 8:52	0	0
166	5/19/2020 8:53	0	0
167	5/19/2020 8:54	0	0
168	5/19/2020 8:55	0	0
169	5/19/2020 8:56	0	0
170	5/19/2020 8:57	0	0
171	5/19/2020 8:58	0	0
172	5/19/2020 8:59	0	0
173	5/19/2020 9:00	0	0
174	5/19/2020 9:01	0	0
175	5/19/2020 9:02	0	0
176	5/19/2020 9:03	0	0
177	5/19/2020 9:04	0	0
178	5/19/2020 9:05	0	0
179	5/19/2020 9:06	0	0
180	5/19/2020 9:07	0	0
181	5/19/2020 9:08	0	0
182	5/19/2020 9:09	0	0
183	5/19/2020 9:10	0	0
184	5/19/2020 9:11	0	0
185	5/19/2020 9:12	0	0
186	5/19/2020 9:13	0	0
187	5/19/2020 9:14	0	0
188	5/19/2020 9:15	0	0
189	5/19/2020 9:16	0	0
190	5/19/2020 9:17	0	0
191	5/19/2020 9:18	0	0
192	5/19/2020 9:19	0	0
193	5/19/2020 9:20	0	0
194	5/19/2020 9:21	0	0
195	5/19/2020 9:22	0	0
196	5/19/2020 9:23	0	0
197	5/19/2020 9:24	0	0
198	5/19/2020 9:25	0	0
199	5/19/2020 9:26	0	0
200	5/19/2020 9:27	0	0
201	5/19/2020 9:28	0	0
202	5/19/2020 9:29	0	0

203	5/19/2020 9:30	0	0
204	5/19/2020 9:31	0	0
205	5/19/2020 9:32	0	0
206	5/19/2020 9:33	0	0
207	5/19/2020 9:34	0	0
208	5/19/2020 9:35	0	0
209	5/19/2020 9:36	0	0
210	5/19/2020 9:37	0	0
211	5/19/2020 9:38	0	0
212	5/19/2020 9:39	0	0
213	5/19/2020 9:40	0	0
214	5/19/2020 9:41	0	0
215	5/19/2020 9:42	0	0
216	5/19/2020 9:43	0	0
217	5/19/2020 9:44	0	0
218	5/19/2020 9:45	0	0
219	5/19/2020 9:46	0	0
220	5/19/2020 9:47	0	0
221	5/19/2020 9:48	0	0
222	5/19/2020 9:49	0	0
223	5/19/2020 9:50	0	0
224	5/19/2020 9:51	0	0
225	5/19/2020 9:52	0	0
226	5/19/2020 9:53	0	0
227	5/19/2020 9:54	0	0
228	5/19/2020 9:55	0	0
229	5/19/2020 9:56	0	0
230	5/19/2020 9:57	0	0
231	5/19/2020 9:58	0	0
232	5/19/2020 9:59	0	0
233	5/19/2020 10:00	0	0
234	5/19/2020 10:01	0	0
235	5/19/2020 10:02	0	0
236	5/19/2020 10:03	0	0
237	5/19/2020 10:04	0	0
238	5/19/2020 10:05	0	0
239	5/19/2020 10:06	0	0
240	5/19/2020 10:07	0	0
241	5/19/2020 10:08	0	0
242	5/19/2020 10:09	0	0
243	5/19/2020 10:10	0	0
244	5/19/2020 10:11	0	0
245	5/19/2020 10:12	0	0
246	5/19/2020 10:13	0	0

247	5/19/2020 10:14	0	0
248	5/19/2020 10:15	0	0
249	5/19/2020 10:16	0	0
250	5/19/2020 10:17	0	0
251	5/19/2020 10:18	0	0
252	5/19/2020 10:19	0	0
253	5/19/2020 10:20	0	0
254	5/19/2020 10:21	0	0
255	5/19/2020 10:22	0	0
256	5/19/2020 10:23	0	0
257	5/19/2020 10:24	0	0
258	5/19/2020 10:25	0	0
259	5/19/2020 10:26	0	0
260	5/19/2020 10:27	0	0
261	5/19/2020 10:28	0	0
262	5/19/2020 10:29	0	0
263	5/19/2020 10:30	0	0
264	5/19/2020 10:31	0	0
265	5/19/2020 10:32	0	0
266	5/19/2020 10:33	0	0
267	5/19/2020 10:34	0	0
268	5/19/2020 10:35	0	0
269	5/19/2020 10:36	0	0
270	5/19/2020 10:37	0	0
271	5/19/2020 10:38	0	0
272	5/19/2020 10:39	0	0
273	5/19/2020 10:40	0	0
274	5/19/2020 10:41	0	0
275	5/19/2020 10:42	0	0
276	5/19/2020 10:43	0	0
277	5/19/2020 10:44	0	0
278	5/19/2020 10:45	0	0
279	5/19/2020 10:46	0	0
280	5/19/2020 10:47	0	0
281	5/19/2020 10:48	0	0
282	5/19/2020 10:49	0	0
283	5/19/2020 10:50	0	0
284	5/19/2020 10:51	0	0
285	5/19/2020 10:52	0	0
286	5/19/2020 10:53	0	0
287	5/19/2020 10:54	0	0
288	5/19/2020 10:55	0	0
289	5/19/2020 10:56	0	0
290	5/19/2020 10:57	0	0

291	5/19/2020 10:58	0	0
292	5/19/2020 10:59	0	0
293	5/19/2020 11:00	0	0
294	5/19/2020 11:01	0	0
295	5/19/2020 11:02	0	0
296	5/19/2020 11:03	0	0
297	5/19/2020 11:04	0	0
298	5/19/2020 11:05	0	0
299	5/19/2020 11:06	0	0
300	5/19/2020 11:07	0	0
301	5/19/2020 11:08	0	0
302	5/19/2020 11:09	0	0
303	5/19/2020 11:10	0	0
304	5/19/2020 11:11	0	0
305	5/19/2020 11:12	0	0
306	5/19/2020 11:13	0	0
307	5/19/2020 11:14	0	0
308	5/19/2020 11:15	0	0
309	5/19/2020 11:16	0	0
310	5/19/2020 11:17	0	0
311	5/19/2020 11:18	0	0
312	5/19/2020 11:19	0	0
313	5/19/2020 11:20	0	0
314	5/19/2020 11:21	0	0
315	5/19/2020 11:22	0	0
316	5/19/2020 11:23	0	0
317	5/19/2020 11:24	0	0
318	5/19/2020 11:25	0	0
319	5/19/2020 11:26	0	0
320	5/19/2020 11:27	0	0
321	5/19/2020 11:28	0	0
322	5/19/2020 11:29	0	0
323	5/19/2020 11:30	0	0
324	5/19/2020 11:31	0	0
325	5/19/2020 11:32	0	0
326	5/19/2020 11:33	0	0
327	5/19/2020 11:34	0	0
328	5/19/2020 11:35	0	0
329	5/19/2020 11:36	0	0
330	5/19/2020 11:37	0	0
331	5/19/2020 11:38	0	0
332	5/19/2020 11:39	0	0
333	5/19/2020 11:40	0	0
334	5/19/2020 11:41	0	0

335	5/19/2020 11:42	0	0
336	5/19/2020 11:43	0	0
337	5/19/2020 11:44	0	0
338	5/19/2020 11:45	0	0
339	5/19/2020 11:46	0	0
340	5/19/2020 11:47	0	0
341	5/19/2020 11:48	0	0
342	5/19/2020 11:49	0	0
343	5/19/2020 11:50	0	0
344	5/19/2020 11:51	0	0
345	5/19/2020 11:52	0	0
346	5/19/2020 11:53	0	0
347	5/19/2020 11:54	0	0
348	5/19/2020 11:55	0	0
349	5/19/2020 11:56	0	0

20/05/18 06:29

****

Summary

Unit Name	MiniRAE 3000 +(PGM-7320)
Unit SN	592-927136
Unit Firmware Ver	V2.20

Running Mode	Hygiene Mode
Datalog Mode	Manual
Diagnostic Mode	No
Stop Reason	Battery Low

Site ID	RAE00000
User ID	USER0000

Begin	5/18/2020 6:29
End	5/18/2020 12:36
Sample Period(s)	60
Number of Records	366

Sensor	PID(ppm)
Sensor SN	S023030010W2
Measure Type	Min; Avg; Max; Real
Span	100
Span 2	1000
Low Alarm	50
High Alarm	100
Over Alarm	15000
STEL Alarm	25
TWA Alarm	10
Measurement Gas	Isobutylene
Calibration Time	5/18/2020 6:18
Peak	110.4
Min	0
Average	100

****

Datalog

Index	Date/Time	PID(ppm) (Min)	PID(ppm) (Avg)	PID(ppm) (Max)	PID(ppm) (Real)
1	5/18/2020 6:30	0	0	0	0
2	5/18/2020 6:31	0	0	0	0
3	5/18/2020 6:32	0	0	0	0

4	5/18/2020 6:33	0	0	0	0
5	5/18/2020 6:34	0	0	0	0
6	5/18/2020 6:35	0	0	0	0
7	5/18/2020 6:36	0	0	0	0
8	5/18/2020 6:37	0	0	0	0
9	5/18/2020 6:38	0	0	0	0
10	5/18/2020 6:39	0	0	0	0
11	5/18/2020 6:40	0	0	0	0
12	5/18/2020 6:41	0	0	0	0
13	5/18/2020 6:42	0	0	0	0
14	5/18/2020 6:43	0	0	0	0
15	5/18/2020 6:44	0	0	0	0
16	5/18/2020 6:45	0	0	0	0
17	5/18/2020 6:46	0	0	0	0
18	5/18/2020 6:47	0	0	0	0
19	5/18/2020 6:48	0	0	0	0
20	5/18/2020 6:49	0	0	0	0
21	5/18/2020 6:50	0	0	0	0
22	5/18/2020 6:51	0	0	0	0
23	5/18/2020 6:52	0	0	0	0
24	5/18/2020 6:53	0	0	0	0
25	5/18/2020 6:54	0	0	0	0
26	5/18/2020 6:55	0	0	0	0
27	5/18/2020 6:56	0	0	0	0
28	5/18/2020 6:57	0	0	0	0
29	5/18/2020 6:58	0	0	0	0
30	5/18/2020 6:59	0	0	0	0
31	5/18/2020 7:00	0	0	0	0
32	5/18/2020 7:01	0	0	0	0
33	5/18/2020 7:02	0	0	0	0
34	5/18/2020 7:03	0	0	0	0
35	5/18/2020 7:04	0	0	0	0
36	5/18/2020 7:05	0	0	0	0
37	5/18/2020 7:06	0	0	0	0
38	5/18/2020 7:07	0	0	0	0
39	5/18/2020 7:08	0	0	0	0
40	5/18/2020 7:09	0	0	0	0
41	5/18/2020 7:10	0	0	0	0
42	5/18/2020 7:11	0	0	0	0
43	5/18/2020 7:12	0	0	0	0
44	5/18/2020 7:13	0	0	0	0
45	5/18/2020 7:14	0	0	0	0
46	5/18/2020 7:15	0	0	0	0
47	5/18/2020 7:16	0	0	0	0

48	5/18/2020 7:17	0	0	0	0
49	5/18/2020 7:18	0	0	0	0
50	5/18/2020 7:19	0	0	0	0
51	5/18/2020 7:20	0	0	0	0
52	5/18/2020 7:21	0	0	0	0
53	5/18/2020 7:22	0	0	0	0
54	5/18/2020 7:23	0	0	0	0
55	5/18/2020 7:24	0	0	0	0
56	5/18/2020 7:25	0	0	0	0
57	5/18/2020 7:26	0	0	0	0
58	5/18/2020 7:27	0	0	0	0
59	5/18/2020 7:28	0	0	0	0
60	5/18/2020 7:29	0	0	0	0
61	5/18/2020 7:30	0	0	0	0
62	5/18/2020 7:31	0	0	0	0
63	5/18/2020 7:32	0	0	0	0
64	5/18/2020 7:33	0	0	0	0
65	5/18/2020 7:34	0	0	0	0
66	5/18/2020 7:35	0	0	0	0
67	5/18/2020 7:36	0	0	0	0
68	5/18/2020 7:37	0	0	0	0
69	5/18/2020 7:38	0	0	0	0
70	5/18/2020 7:39	0	0	0	0
71	5/18/2020 7:40	0	0	0	0
72	5/18/2020 7:41	0	0	0	0
73	5/18/2020 7:42	0	0	0	0
74	5/18/2020 7:43	0	0	0	0
75	5/18/2020 7:44	0	0	0	0
76	5/18/2020 7:45	0	0	0	0
77	5/18/2020 7:46	0	0	0	0
78	5/18/2020 7:47	0	0	0	0
79	5/18/2020 7:48	0	0	0	0
80	5/18/2020 7:49	0	0	0	0
81	5/18/2020 7:50	0	0	0	0
82	5/18/2020 7:51	0	0	0	0
83	5/18/2020 7:52	0	0	0	0
84	5/18/2020 7:53	0	0	0	0
85	5/18/2020 7:54	0	0	0	0
86	5/18/2020 7:55	0	0	0	0
87	5/18/2020 7:56	0	0	0	0
88	5/18/2020 7:57	0	0	0	0
89	5/18/2020 7:58	0	0	0	0
90	5/18/2020 7:59	0	0	0	0
91	5/18/2020 8:00	0	0	0	0

92	5/18/2020 8:01	0	0	0	0
93	5/18/2020 8:02	0	0	0	0
94	5/18/2020 8:03	0	0	0	0
95	5/18/2020 8:04	0	0	0	0
96	5/18/2020 8:05	0	0	0	0
97	5/18/2020 8:06	0	0	0	0
98	5/18/2020 8:07	0	0	0	0
99	5/18/2020 8:08	0	0	0	0
100	5/18/2020 8:09	0	0	0	0
101	5/18/2020 8:10	0	0	0	0
102	5/18/2020 8:11	0	0	0	0
103	5/18/2020 8:12	0	0	0	0
104	5/18/2020 8:13	0	0	0	0
105	5/18/2020 8:14	0	0	0	0
106	5/18/2020 8:15	0	0	0	0
107	5/18/2020 8:16	0	0	0	0
108	5/18/2020 8:17	0	0	0	0
109	5/18/2020 8:18	0	0	0	0
110	5/18/2020 8:19	0	0	0	0
111	5/18/2020 8:20	0	0	0	0
112	5/18/2020 8:21	0	0	0	0
113	5/18/2020 8:22	0	0	0	0
114	5/18/2020 8:23	0	0	0	0
115	5/18/2020 8:24	0	0	0	0
116	5/18/2020 8:25	0	0	0	0
117	5/18/2020 8:26	0	0	0	0
118	5/18/2020 8:27	0	0	0	0
119	5/18/2020 8:28	0	0	0	0
120	5/18/2020 8:29	0	0	0	0
121	5/18/2020 8:30	0	0	0	0
122	5/18/2020 8:31	0	0	0	0
123	5/18/2020 8:32	0	0	0	0
124	5/18/2020 8:33	0	0	0	0
125	5/18/2020 8:34	0	0	0	0
126	5/18/2020 8:35	0	0	0	0
127	5/18/2020 8:36	0	0	0	0
128	5/18/2020 8:37	0	0	0	0
129	5/18/2020 8:38	0	0	0	0
130	5/18/2020 8:39	0	0	0	0
131	5/18/2020 8:40	0	0	0	0
132	5/18/2020 8:41	0	0	0	0
133	5/18/2020 8:42	0	0	0	0
134	5/18/2020 8:43	0	0	0	0
135	5/18/2020 8:44	0	0	0	0

136	5/18/2020 8:45	0	0	0	0
137	5/18/2020 8:46	0	0	0	0
138	5/18/2020 8:47	0	0	0	0
139	5/18/2020 8:48	0	0	0	0
140	5/18/2020 8:49	0	0	0	0
141	5/18/2020 8:50	0	0	0	0
142	5/18/2020 8:51	0	0	0	0
143	5/18/2020 8:52	0	0	0	0
144	5/18/2020 8:53	0	0	0	0
145	5/18/2020 8:54	0	0	0	0
146	5/18/2020 8:55	0	0	0	0
147	5/18/2020 8:56	0	0	0	0
148	5/18/2020 8:57	0	0	0	0
149	5/18/2020 8:58	0	0	0	0
150	5/18/2020 8:59	0	0	0	0
151	5/18/2020 9:00	0	0	0	0
152	5/18/2020 9:01	0	0	0	0
153	5/18/2020 9:02	0	0	0	0
154	5/18/2020 9:03	0	0	0	0
155	5/18/2020 9:04	0	0	0	0
156	5/18/2020 9:05	0	0	0	0
157	5/18/2020 9:06	0	0	0	0
158	5/18/2020 9:07	0	0	0	0
159	5/18/2020 9:08	0	0	0	0
160	5/18/2020 9:09	0	0	0	0
161	5/18/2020 9:10	0	0	0	0
162	5/18/2020 9:11	0	0	0	0
163	5/18/2020 9:12	0	0	0	0
164	5/18/2020 9:13	0	0	0	0
165	5/18/2020 9:14	0	0	0	0
166	5/18/2020 9:15	0	0	0	0
167	5/18/2020 9:16	0	0	0	0
168	5/18/2020 9:17	0	0	0	0
169	5/18/2020 9:18	0	0	0	0
170	5/18/2020 9:19	0	0	0	0
171	5/18/2020 9:20	0	0	0	0
172	5/18/2020 9:21	0	0	0	0
173	5/18/2020 9:22	0	0	0	0
174	5/18/2020 9:23	0	0	0	0
175	5/18/2020 9:24	0	0	0	0
176	5/18/2020 9:25	0	0	0	0
177	5/18/2020 9:26	0	0	0	0
178	5/18/2020 9:27	0	0	0	0
179	5/18/2020 9:28	0	0	0	0

180	5/18/2020 9:29	0	0	0	0
181	5/18/2020 9:30	0	0	0	0
182	5/18/2020 9:31	0	0	0	0
183	5/18/2020 9:32	0	0	0	0
184	5/18/2020 9:33	0	0	0	0
185	5/18/2020 9:34	0	0	0	0
186	5/18/2020 9:35	0	0	0	0
187	5/18/2020 9:36	0	0	0	0
188	5/18/2020 9:37	0	0	0	0
189	5/18/2020 9:38	0	0	0	0
190	5/18/2020 9:39	0	0	0	0
191	5/18/2020 9:40	0	0	0	0
192	5/18/2020 9:41	0	0	0	0
193	5/18/2020 9:42	0	0	0	0
194	5/18/2020 9:43	0	0	0	0
195	5/18/2020 9:44	0	0	0	0
196	5/18/2020 9:45	0	0	0	0
197	5/18/2020 9:46	0	0	0	0
198	5/18/2020 9:47	0	0	0	0
199	5/18/2020 9:48	0	0	0	0
200	5/18/2020 9:49	0	0	0	0
201	5/18/2020 9:50	0	0	0	0
202	5/18/2020 9:51	0	0	0	0
203	5/18/2020 9:52	0	0	0	0
204	5/18/2020 9:53	0	0	0	0
205	5/18/2020 9:54	0	0	0	0
206	5/18/2020 9:55	0	0	0	0
207	5/18/2020 9:56	0	0	0	0
208	5/18/2020 9:57	0	0	0	0
209	5/18/2020 9:58	0	0	0	0
210	5/18/2020 9:59	0	0	0	0
211	5/18/2020 10:00	0	0	0	0
212	5/18/2020 10:01	0	0	0	0
213	5/18/2020 10:02	0	0	0	0
214	5/18/2020 10:03	0	0	0	0
215	5/18/2020 10:04	0	0	0	0
216	5/18/2020 10:05	0	0	0	0
217	5/18/2020 10:06	0	0	0	0
218	5/18/2020 10:07	0	0	0	0
219	5/18/2020 10:08	0	0	0	0
220	5/18/2020 10:09	0	0	0	0
221	5/18/2020 10:10	0	0	0	0
222	5/18/2020 10:11	0	0	0	0
223	5/18/2020 10:12	0	0	0	0

224	5/18/2020 10:13	0	0	0	0
225	5/18/2020 10:14	0	0	0	0
226	5/18/2020 10:15	0	0	0	0
227	5/18/2020 10:16	0	0	0	0
228	5/18/2020 10:17	0	0	0	0
229	5/18/2020 10:18	0	0	0	0
230	5/18/2020 10:19	0	0	0	0
231	5/18/2020 10:20	0	0	0	0
232	5/18/2020 10:21	0	0	0	0
233	5/18/2020 10:22	0	0	0	0
234	5/18/2020 10:23	0	0	0	0
235	5/18/2020 10:24	0	0	0	0
236	5/18/2020 10:25	0	0	0	0
237	5/18/2020 10:26	0	0	0	0
238	5/18/2020 10:27	0	0	0	0
239	5/18/2020 10:28	0	0	0	0
240	5/18/2020 10:29	0	0	0	0
241	5/18/2020 10:30	0	0	0	0
242	5/18/2020 10:31	0	0	0	0
243	5/18/2020 10:32	0	0	0	0
244	5/18/2020 10:33	0	0	0	0
245	5/18/2020 10:34	0	0	0	0
246	5/18/2020 10:35	0	0	0	0
247	5/18/2020 10:36	0	0	0	0
248	5/18/2020 10:37	0	0	0	0
249	5/18/2020 10:38	0	0	0	0
250	5/18/2020 10:39	0	0	0	0
251	5/18/2020 10:40	0	0	0	0
252	5/18/2020 10:41	0	0	0	0
253	5/18/2020 10:42	0	0	0	0
254	5/18/2020 10:43	0	0	0	0
255	5/18/2020 10:44	0	0	0	0
256	5/18/2020 10:45	0	0	0	0
257	5/18/2020 10:46	0	0	0	0
258	5/18/2020 10:47	0	0	0	0
259	5/18/2020 10:48	0	0	0	0
260	5/18/2020 10:49	0	0	0	0
261	5/18/2020 10:50	0	0	0	0
262	5/18/2020 10:51	0	0	0	0
263	5/18/2020 10:52	0	0	0	0
264	5/18/2020 10:53	0	0	0	0
265	5/18/2020 10:54	0	0	0	0
266	5/18/2020 10:55	0	0	0	0
267	5/18/2020 10:56	0	0	0	0

268	5/18/2020 10:57	0	0	0	0
269	5/18/2020 10:58	0	0	0	0
270	5/18/2020 10:59	0	0	0	0
271	5/18/2020 11:00	0	0	0	0
272	5/18/2020 11:01	0	0	0	0
273	5/18/2020 11:02	0	0	0	0
274	5/18/2020 11:03	0	0	0	0
275	5/18/2020 11:04	0	0	0	0
276	5/18/2020 11:05	0	0	0	0
277	5/18/2020 11:06	0	0	0	0
278	5/18/2020 11:07	0	0	0	0
279	5/18/2020 11:08	0	0	0	0
280	5/18/2020 11:09	0	0	0	0
281	5/18/2020 11:10	0	0	0	0
282	5/18/2020 11:11	0	0	0	0
283	5/18/2020 11:12	0	0	0	0
284	5/18/2020 11:13	0	0	0	0
285	5/18/2020 11:14	0	0	0	0
286	5/18/2020 11:15	0	0	0	0
287	5/18/2020 11:16	0	0	0	0
288	5/18/2020 11:17	0	0	0	0
289	5/18/2020 11:18	0	0	0	0
290	5/18/2020 11:19	0	0	0	0
291	5/18/2020 11:20	0	0	0	0
292	5/18/2020 11:21	0	0	0	0
293	5/18/2020 11:22	0	0	0	0
294	5/18/2020 11:23	0	0	0	0
295	5/18/2020 11:24	0	0	0	0
296	5/18/2020 11:25	0	0	0	0
297	5/18/2020 11:26	0	0	0	0
298	5/18/2020 11:27	0	0	0	0
299	5/18/2020 11:28	0	0	0	0
300	5/18/2020 11:29	0	0	0	0
301	5/18/2020 11:30	0	0	0	0
302	5/18/2020 11:31	0	0	0	0
303	5/18/2020 11:32	0	0	0	0
304	5/18/2020 11:33	0	0	0	0
305	5/18/2020 11:34	0	0	0	0
306	5/18/2020 11:35	0	0	0	0
307	5/18/2020 11:36	0	0	0	0
308	5/18/2020 11:37	0	0	0	0
309	5/18/2020 11:38	0	0	0	0
310	5/18/2020 11:39	0	0	0	0
311	5/18/2020 11:40	0	0	0	0

312	5/18/2020 11:41	0	0	0	0
313	5/18/2020 11:42	0	0	0	0
314	5/18/2020 11:43	0	0	0	0
315	5/18/2020 11:44	0	0	0	0
316	5/18/2020 11:45	0	0	0	0
317	5/18/2020 11:46	0	0	0	0
318	5/18/2020 11:47	0	0	0	0
319	5/18/2020 11:48	0	0	0	0
320	5/18/2020 11:49	0	0	0	0
321	5/18/2020 11:50	0	0	0	0
322	5/18/2020 11:51	0	0	0	0
323	5/18/2020 11:52	0	0	0	0
324	5/18/2020 11:53	0	0	0	0
325	5/18/2020 11:54	0	0	0	0
326	5/18/2020 11:55	0	0	0	0
327	5/18/2020 11:56	0	0	0	0
328	5/18/2020 11:57	0	0	0	0
329	5/18/2020 11:58	0	0	0	0
330	5/18/2020 11:59	0	0	0	0
331	5/18/2020 12:00	0	0	0	0
332	5/18/2020 12:01	0	0	0	0
333	5/18/2020 12:02	0	0	0	0
334	5/18/2020 12:03	0	0	0	0
335	5/18/2020 12:04	0	0	0	0
336	5/18/2020 12:05	0	0	0	0
337	5/18/2020 12:06	0	0	0	0
338	5/18/2020 12:07	0	0	0	0
339	5/18/2020 12:08	0	0	0	0
340	5/18/2020 12:09	0	0	0	0
341	5/18/2020 12:10	0	0	0	0
342	5/18/2020 12:11	0	0	0	0
343	5/18/2020 12:12	0	0	0	0
344	5/18/2020 12:13	0	0	0	0
345	5/18/2020 12:14	0	0	0	0
346	5/18/2020 12:15	0	0	0	0
347	5/18/2020 12:16	0	0	0	0
348	5/18/2020 12:17	0	0	0	0
349	5/18/2020 12:18	0	0	0	0
350	5/18/2020 12:19	0	0	0	0
351	5/18/2020 12:20	0	0	0	0
352	5/18/2020 12:21	0	0	0	0
353	5/18/2020 12:22	0	0	0	0
354	5/18/2020 12:23	0	0	0	0
355	5/18/2020 12:24	0	0	0	0

	356	5/18/2020 12:25	0	0	0	0
	357	5/18/2020 12:26	0	0	0	0
	358	5/18/2020 12:27	0	0	0	0
	359	5/18/2020 12:28	0	0	0	0
	360	5/18/2020 12:29	0	0	0	0
	361	5/18/2020 12:30	0	0	0	0
	362	5/18/2020 12:31	0	0	0	0
	363	5/18/2020 12:32	0	0	0	0
	364	5/18/2020 12:33	0	0	0	0
	365	5/18/2020 12:34	0	0	0	0
	366	5/18/2020 12:35	0	0	0	0
Peak			0	0	0	0
Min			0	0	0	0
Average			0	0	0	0

****

TWA/STEL

Index	Date/Time	PID(ppm) (TWA)	PID(ppm) (STEL)
1	5/18/2020 6:30	0	---
2	5/18/2020 6:31	0	---
3	5/18/2020 6:32	0	---
4	5/18/2020 6:33	0	---
5	5/18/2020 6:34	0	---
6	5/18/2020 6:35	0	---
7	5/18/2020 6:36	0	---
8	5/18/2020 6:37	0	---
9	5/18/2020 6:38	0	---
10	5/18/2020 6:39	0	---
11	5/18/2020 6:40	0	---
12	5/18/2020 6:41	0	---
13	5/18/2020 6:42	0	---
14	5/18/2020 6:43	0	---
15	5/18/2020 6:44	0	0
16	5/18/2020 6:45	0	0
17	5/18/2020 6:46	0	0
18	5/18/2020 6:47	0	0
19	5/18/2020 6:48	0	0
20	5/18/2020 6:49	0	0
21	5/18/2020 6:50	0	0
22	5/18/2020 6:51	0	0
23	5/18/2020 6:52	0	0
24	5/18/2020 6:53	0	0
25	5/18/2020 6:54	0	0

26	5/18/2020 6:55	0	0
27	5/18/2020 6:56	0	0
28	5/18/2020 6:57	0	0
29	5/18/2020 6:58	0	0
30	5/18/2020 6:59	0	0
31	5/18/2020 7:00	0	0
32	5/18/2020 7:01	0	0
33	5/18/2020 7:02	0	0
34	5/18/2020 7:03	0	0
35	5/18/2020 7:04	0	0
36	5/18/2020 7:05	0	0
37	5/18/2020 7:06	0	0
38	5/18/2020 7:07	0	0
39	5/18/2020 7:08	0	0
40	5/18/2020 7:09	0	0
41	5/18/2020 7:10	0	0
42	5/18/2020 7:11	0	0
43	5/18/2020 7:12	0	0
44	5/18/2020 7:13	0	0
45	5/18/2020 7:14	0	0
46	5/18/2020 7:15	0	0
47	5/18/2020 7:16	0	0
48	5/18/2020 7:17	0	0
49	5/18/2020 7:18	0	0
50	5/18/2020 7:19	0	0
51	5/18/2020 7:20	0	0
52	5/18/2020 7:21	0	0
53	5/18/2020 7:22	0	0
54	5/18/2020 7:23	0	0
55	5/18/2020 7:24	0	0
56	5/18/2020 7:25	0	0
57	5/18/2020 7:26	0	0
58	5/18/2020 7:27	0	0
59	5/18/2020 7:28	0	0
60	5/18/2020 7:29	0	0
61	5/18/2020 7:30	0	0
62	5/18/2020 7:31	0	0
63	5/18/2020 7:32	0	0
64	5/18/2020 7:33	0	0
65	5/18/2020 7:34	0	0
66	5/18/2020 7:35	0	0
67	5/18/2020 7:36	0	0
68	5/18/2020 7:37	0	0
69	5/18/2020 7:38	0	0

70	5/18/2020 7:39	0	0
71	5/18/2020 7:40	0	0
72	5/18/2020 7:41	0	0
73	5/18/2020 7:42	0	0
74	5/18/2020 7:43	0	0
75	5/18/2020 7:44	0	0
76	5/18/2020 7:45	0	0
77	5/18/2020 7:46	0	0
78	5/18/2020 7:47	0	0
79	5/18/2020 7:48	0	0
80	5/18/2020 7:49	0	0
81	5/18/2020 7:50	0	0
82	5/18/2020 7:51	0	0
83	5/18/2020 7:52	0	0
84	5/18/2020 7:53	0	0
85	5/18/2020 7:54	0	0
86	5/18/2020 7:55	0	0
87	5/18/2020 7:56	0	0
88	5/18/2020 7:57	0	0
89	5/18/2020 7:58	0	0
90	5/18/2020 7:59	0	0
91	5/18/2020 8:00	0	0
92	5/18/2020 8:01	0	0
93	5/18/2020 8:02	0	0
94	5/18/2020 8:03	0	0
95	5/18/2020 8:04	0	0
96	5/18/2020 8:05	0	0
97	5/18/2020 8:06	0	0
98	5/18/2020 8:07	0	0
99	5/18/2020 8:08	0	0
100	5/18/2020 8:09	0	0
101	5/18/2020 8:10	0	0
102	5/18/2020 8:11	0	0
103	5/18/2020 8:12	0	0
104	5/18/2020 8:13	0	0
105	5/18/2020 8:14	0	0
106	5/18/2020 8:15	0	0
107	5/18/2020 8:16	0	0
108	5/18/2020 8:17	0	0
109	5/18/2020 8:18	0	0
110	5/18/2020 8:19	0	0
111	5/18/2020 8:20	0	0
112	5/18/2020 8:21	0	0
113	5/18/2020 8:22	0	0

114	5/18/2020 8:23	0	0
115	5/18/2020 8:24	0	0
116	5/18/2020 8:25	0	0
117	5/18/2020 8:26	0	0
118	5/18/2020 8:27	0	0
119	5/18/2020 8:28	0	0
120	5/18/2020 8:29	0	0
121	5/18/2020 8:30	0	0
122	5/18/2020 8:31	0	0
123	5/18/2020 8:32	0	0
124	5/18/2020 8:33	0	0
125	5/18/2020 8:34	0	0
126	5/18/2020 8:35	0	0
127	5/18/2020 8:36	0	0
128	5/18/2020 8:37	0	0
129	5/18/2020 8:38	0	0
130	5/18/2020 8:39	0	0
131	5/18/2020 8:40	0	0
132	5/18/2020 8:41	0	0
133	5/18/2020 8:42	0	0
134	5/18/2020 8:43	0	0
135	5/18/2020 8:44	0	0
136	5/18/2020 8:45	0	0
137	5/18/2020 8:46	0	0
138	5/18/2020 8:47	0	0
139	5/18/2020 8:48	0	0
140	5/18/2020 8:49	0	0
141	5/18/2020 8:50	0	0
142	5/18/2020 8:51	0	0
143	5/18/2020 8:52	0	0
144	5/18/2020 8:53	0	0
145	5/18/2020 8:54	0	0
146	5/18/2020 8:55	0	0
147	5/18/2020 8:56	0	0
148	5/18/2020 8:57	0	0
149	5/18/2020 8:58	0	0
150	5/18/2020 8:59	0	0
151	5/18/2020 9:00	0	0
152	5/18/2020 9:01	0	0
153	5/18/2020 9:02	0	0
154	5/18/2020 9:03	0	0
155	5/18/2020 9:04	0	0
156	5/18/2020 9:05	0	0
157	5/18/2020 9:06	0	0

158	5/18/2020 9:07	0	0
159	5/18/2020 9:08	0	0
160	5/18/2020 9:09	0	0
161	5/18/2020 9:10	0	0
162	5/18/2020 9:11	0	0
163	5/18/2020 9:12	0	0
164	5/18/2020 9:13	0	0
165	5/18/2020 9:14	0	0
166	5/18/2020 9:15	0	0
167	5/18/2020 9:16	0	0
168	5/18/2020 9:17	0	0
169	5/18/2020 9:18	0	0
170	5/18/2020 9:19	0	0
171	5/18/2020 9:20	0	0
172	5/18/2020 9:21	0	0
173	5/18/2020 9:22	0	0
174	5/18/2020 9:23	0	0
175	5/18/2020 9:24	0	0
176	5/18/2020 9:25	0	0
177	5/18/2020 9:26	0	0
178	5/18/2020 9:27	0	0
179	5/18/2020 9:28	0	0
180	5/18/2020 9:29	0	0
181	5/18/2020 9:30	0	0
182	5/18/2020 9:31	0	0
183	5/18/2020 9:32	0	0
184	5/18/2020 9:33	0	0
185	5/18/2020 9:34	0	0
186	5/18/2020 9:35	0	0
187	5/18/2020 9:36	0	0
188	5/18/2020 9:37	0	0
189	5/18/2020 9:38	0	0
190	5/18/2020 9:39	0	0
191	5/18/2020 9:40	0	0
192	5/18/2020 9:41	0	0
193	5/18/2020 9:42	0	0
194	5/18/2020 9:43	0	0
195	5/18/2020 9:44	0	0
196	5/18/2020 9:45	0	0
197	5/18/2020 9:46	0	0
198	5/18/2020 9:47	0	0
199	5/18/2020 9:48	0	0
200	5/18/2020 9:49	0	0
201	5/18/2020 9:50	0	0

202	5/18/2020 9:51	0	0
203	5/18/2020 9:52	0	0
204	5/18/2020 9:53	0	0
205	5/18/2020 9:54	0	0
206	5/18/2020 9:55	0	0
207	5/18/2020 9:56	0	0
208	5/18/2020 9:57	0	0
209	5/18/2020 9:58	0	0
210	5/18/2020 9:59	0	0
211	5/18/2020 10:00	0	0
212	5/18/2020 10:01	0	0
213	5/18/2020 10:02	0	0
214	5/18/2020 10:03	0	0
215	5/18/2020 10:04	0	0
216	5/18/2020 10:05	0	0
217	5/18/2020 10:06	0	0
218	5/18/2020 10:07	0	0
219	5/18/2020 10:08	0	0
220	5/18/2020 10:09	0	0
221	5/18/2020 10:10	0	0
222	5/18/2020 10:11	0	0
223	5/18/2020 10:12	0	0
224	5/18/2020 10:13	0	0
225	5/18/2020 10:14	0	0
226	5/18/2020 10:15	0	0
227	5/18/2020 10:16	0	0
228	5/18/2020 10:17	0	0
229	5/18/2020 10:18	0	0
230	5/18/2020 10:19	0	0
231	5/18/2020 10:20	0	0
232	5/18/2020 10:21	0	0
233	5/18/2020 10:22	0	0
234	5/18/2020 10:23	0	0
235	5/18/2020 10:24	0	0
236	5/18/2020 10:25	0	0
237	5/18/2020 10:26	0	0
238	5/18/2020 10:27	0	0
239	5/18/2020 10:28	0	0
240	5/18/2020 10:29	0	0
241	5/18/2020 10:30	0	0
242	5/18/2020 10:31	0	0
243	5/18/2020 10:32	0	0
244	5/18/2020 10:33	0	0
245	5/18/2020 10:34	0	0

246	5/18/2020 10:35	0	0
247	5/18/2020 10:36	0	0
248	5/18/2020 10:37	0	0
249	5/18/2020 10:38	0	0
250	5/18/2020 10:39	0	0
251	5/18/2020 10:40	0	0
252	5/18/2020 10:41	0	0
253	5/18/2020 10:42	0	0
254	5/18/2020 10:43	0	0
255	5/18/2020 10:44	0	0
256	5/18/2020 10:45	0	0
257	5/18/2020 10:46	0	0
258	5/18/2020 10:47	0	0
259	5/18/2020 10:48	0	0
260	5/18/2020 10:49	0	0
261	5/18/2020 10:50	0	0
262	5/18/2020 10:51	0	0
263	5/18/2020 10:52	0	0
264	5/18/2020 10:53	0	0
265	5/18/2020 10:54	0	0
266	5/18/2020 10:55	0	0
267	5/18/2020 10:56	0	0
268	5/18/2020 10:57	0	0
269	5/18/2020 10:58	0	0
270	5/18/2020 10:59	0	0
271	5/18/2020 11:00	0	0
272	5/18/2020 11:01	0	0
273	5/18/2020 11:02	0	0
274	5/18/2020 11:03	0	0
275	5/18/2020 11:04	0	0
276	5/18/2020 11:05	0	0
277	5/18/2020 11:06	0	0
278	5/18/2020 11:07	0	0
279	5/18/2020 11:08	0	0
280	5/18/2020 11:09	0	0
281	5/18/2020 11:10	0	0
282	5/18/2020 11:11	0	0
283	5/18/2020 11:12	0	0
284	5/18/2020 11:13	0	0
285	5/18/2020 11:14	0	0
286	5/18/2020 11:15	0	0
287	5/18/2020 11:16	0	0
288	5/18/2020 11:17	0	0
289	5/18/2020 11:18	0	0

290	5/18/2020 11:19	0	0
291	5/18/2020 11:20	0	0
292	5/18/2020 11:21	0	0
293	5/18/2020 11:22	0	0
294	5/18/2020 11:23	0	0
295	5/18/2020 11:24	0	0
296	5/18/2020 11:25	0	0
297	5/18/2020 11:26	0	0
298	5/18/2020 11:27	0	0
299	5/18/2020 11:28	0	0
300	5/18/2020 11:29	0	0
301	5/18/2020 11:30	0	0
302	5/18/2020 11:31	0	0
303	5/18/2020 11:32	0	0
304	5/18/2020 11:33	0	0
305	5/18/2020 11:34	0	0
306	5/18/2020 11:35	0	0
307	5/18/2020 11:36	0	0
308	5/18/2020 11:37	0	0
309	5/18/2020 11:38	0	0
310	5/18/2020 11:39	0	0
311	5/18/2020 11:40	0	0
312	5/18/2020 11:41	0	0
313	5/18/2020 11:42	0	0
314	5/18/2020 11:43	0	0
315	5/18/2020 11:44	0	0
316	5/18/2020 11:45	0	0
317	5/18/2020 11:46	0	0
318	5/18/2020 11:47	0	0
319	5/18/2020 11:48	0	0
320	5/18/2020 11:49	0	0
321	5/18/2020 11:50	0	0
322	5/18/2020 11:51	0	0
323	5/18/2020 11:52	0	0
324	5/18/2020 11:53	0	0
325	5/18/2020 11:54	0	0
326	5/18/2020 11:55	0	0
327	5/18/2020 11:56	0	0
328	5/18/2020 11:57	0	0
329	5/18/2020 11:58	0	0
330	5/18/2020 11:59	0	0
331	5/18/2020 12:00	0	0
332	5/18/2020 12:01	0	0
333	5/18/2020 12:02	0	0

334	5/18/2020 12:03	0	0
335	5/18/2020 12:04	0	0
336	5/18/2020 12:05	0	0
337	5/18/2020 12:06	0	0
338	5/18/2020 12:07	0	0
339	5/18/2020 12:08	0	0
340	5/18/2020 12:09	0	0
341	5/18/2020 12:10	0	0
342	5/18/2020 12:11	0	0
343	5/18/2020 12:12	0	0
344	5/18/2020 12:13	0	0
345	5/18/2020 12:14	0	0
346	5/18/2020 12:15	0	0
347	5/18/2020 12:16	0	0
348	5/18/2020 12:17	0	0
349	5/18/2020 12:18	0	0
350	5/18/2020 12:19	0	0
351	5/18/2020 12:20	0	0
352	5/18/2020 12:21	0	0
353	5/18/2020 12:22	0	0
354	5/18/2020 12:23	0	0
355	5/18/2020 12:24	0	0
356	5/18/2020 12:25	0	0
357	5/18/2020 12:26	0	0
358	5/18/2020 12:27	0	0
359	5/18/2020 12:28	0	0
360	5/18/2020 12:29	0	0
361	5/18/2020 12:30	0	0
362	5/18/2020 12:31	0	0
363	5/18/2020 12:32	0	0
364	5/18/2020 12:33	0	0
365	5/18/2020 12:34	0	0
366	5/18/2020 12:35	0	0

20/05/19 06:11

****

Summary

Unit Name	MiniRAE 3000(PGM-7320)
Unit SN	592-919430
Unit Firmware Ver	V2.14

Running Mode	Hygiene Mode
Datalog Mode	Manual
Diagnostic Mode	No

Stop Reason	Battery Low

Site ID	RAE00000
User ID	USER0000

Begin	5/19/2020 6:11
End	5/19/2020 7:07
Sample Period(s)	60
Number of Records	55

Sensor	PID(ppm)
Sensor SN	S023030181U5
Measure Type	Min; Avg; Max; Real
Span	100
Span 2	1000
Low Alarm	50
High Alarm	100
Over Alarm	15000
STEL Alarm	25
TWA Alarm	10
Measurement Gas	Isobutylene
Calibration Time	5/19/2020 6:04
Peak	116.1
Min	0
Average	100.8

****

Datalog

Index	Date/Time	PID(ppm) (Min)	PID(ppm) (Avg)	PID(ppm) (Max)	PID(ppm) (Real)
1	5/19/2020 6:12	0	0	0	0
2	5/19/2020 6:13	0	0	0	0
3	5/19/2020 6:14	0	0	0	0
4	5/19/2020 6:15	0	0	0	0
5	5/19/2020 6:16	0	0	0	0
6	5/19/2020 6:17	0	0	0	0
7	5/19/2020 6:18	0	0	0	0
8	5/19/2020 6:19	0	0	0	0
9	5/19/2020 6:20	0	0	0	0
10	5/19/2020 6:21	0	0	0	0
11	5/19/2020 6:22	0	0	0	0
12	5/19/2020 6:23	0	0	0	0
13	5/19/2020 6:24	0	0	0	0
14	5/19/2020 6:25	0	0	0	0

15	5/19/2020 6:26	0	0	0	0
16	5/19/2020 6:27	0	0	0	0
17	5/19/2020 6:28	0	0	0	0
18	5/19/2020 6:29	0	0	0	0
19	5/19/2020 6:30	0	0	0	0
20	5/19/2020 6:31	0	0	0	0
21	5/19/2020 6:32	0	0	0	0
22	5/19/2020 6:33	0	0	0	0
23	5/19/2020 6:34	0	0	0	0
24	5/19/2020 6:35	0	0	0	0
25	5/19/2020 6:36	0	0	0	0
26	5/19/2020 6:37	0	0	0	0
27	5/19/2020 6:38	0	0	0	0
28	5/19/2020 6:39	0	0	0	0
29	5/19/2020 6:40	0	0	0	0
30	5/19/2020 6:41	0	0	0	0
31	5/19/2020 6:42	0	0	0	0
32	5/19/2020 6:43	0	0	0	0
33	5/19/2020 6:44	0	0	0	0
34	5/19/2020 6:45	0	0	0	0
35	5/19/2020 6:46	0	0	0	0
36	5/19/2020 6:47	0	0	0	0
37	5/19/2020 6:48	0	0	0	0
38	5/19/2020 6:49	0	0	0	0
39	5/19/2020 6:50	0	0	0	0
40	5/19/2020 6:51	0	0	0	0
41	5/19/2020 6:52	0	0	0	0
42	5/19/2020 6:53	0	0	0	0
43	5/19/2020 6:54	0	0	0	0
44	5/19/2020 6:55	0	0	0	0
45	5/19/2020 6:56	0	0	0	0
46	5/19/2020 6:57	0	0	0	0
47	5/19/2020 6:58	0	0	0	0
48	5/19/2020 6:59	0	0	0	0
49	5/19/2020 7:00	0	0	0	0
50	5/19/2020 7:01	0	0	0	0
51	5/19/2020 7:02	0	0	0	0
52	5/19/2020 7:03	0	0	0	0
53	5/19/2020 7:04	0	0	0	0
54	5/19/2020 7:05	0	0	0	0
55	5/19/2020 7:06	0	0	0	0
Peak		0	0	0	0
Min		0	0	0	0
Average		0	0	0	0

****

TWA/STEL

Index	Date/Time	PID(ppm) (TWA)	PID(ppm) (STEL)
1	5/19/2020 6:12	0	---
2	5/19/2020 6:13	0	---
3	5/19/2020 6:14	0	---
4	5/19/2020 6:15	0	---
5	5/19/2020 6:16	0	---
6	5/19/2020 6:17	0	---
7	5/19/2020 6:18	0	---
8	5/19/2020 6:19	0	---
9	5/19/2020 6:20	0	---
10	5/19/2020 6:21	0	---
11	5/19/2020 6:22	0	---
12	5/19/2020 6:23	0	---
13	5/19/2020 6:24	0	---
14	5/19/2020 6:25	0	---
15	5/19/2020 6:26	0	0
16	5/19/2020 6:27	0	0
17	5/19/2020 6:28	0	0
18	5/19/2020 6:29	0	0
19	5/19/2020 6:30	0	0
20	5/19/2020 6:31	0	0
21	5/19/2020 6:32	0	0
22	5/19/2020 6:33	0	0
23	5/19/2020 6:34	0	0
24	5/19/2020 6:35	0	0
25	5/19/2020 6:36	0	0
26	5/19/2020 6:37	0	0
27	5/19/2020 6:38	0	0
28	5/19/2020 6:39	0	0
29	5/19/2020 6:40	0	0
30	5/19/2020 6:41	0	0
31	5/19/2020 6:42	0	0
32	5/19/2020 6:43	0	0
33	5/19/2020 6:44	0	0
34	5/19/2020 6:45	0	0
35	5/19/2020 6:46	0	0
36	5/19/2020 6:47	0	0
37	5/19/2020 6:48	0	0
38	5/19/2020 6:49	0	0
39	5/19/2020 6:50	0	0

40	5/19/2020 6:51	0	0
41	5/19/2020 6:52	0	0
42	5/19/2020 6:53	0	0
43	5/19/2020 6:54	0	0
44	5/19/2020 6:55	0	0
45	5/19/2020 6:56	0	0
46	5/19/2020 6:57	0	0
47	5/19/2020 6:58	0	0
48	5/19/2020 6:59	0	0
49	5/19/2020 7:00	0	0
50	5/19/2020 7:01	0	0
51	5/19/2020 7:02	0	0
52	5/19/2020 7:03	0	0
53	5/19/2020 7:04	0	0
54	5/19/2020 7:05	0	0
55	5/19/2020 7:06	0	0

==========

20/05/19 07:32

****

Summary

Unit Name	MiniRAE 3000(PGM-7320)
Unit SN	592-919430
Unit Firmware Ver	V2.14

Running Mode	Hygiene Mode
Datalog Mode	Manual
Diagnostic Mode	No
Stop Reason	Battery Low

Site ID	RAE00000
User ID	USER0000

Begin	5/19/2020 7:32
End	5/19/2020 10:38
Sample Period(s)	60
Number of Records	185

Sensor	PID(ppm)
Sensor SN	S023030181U5
Measure Type	Min; Avg; Max; Real
Span	100
Span 2	1000
Low Alarm	50

High Alarm		100
Over Alarm		15000
STEL Alarm		25
TWA Alarm		10
Measurement Gas	Isobutylene	
Calibration Time		5/19/2020 6:04
Peak		116.1
Min		0
Average		100.8

****

Datalog

Index	Date/Time	PID(ppm) (Min)	PID(ppm) (Avg)	PID(ppm) (Max)	PID(ppm) (Real)
1	5/19/2020 7:33	0	0	0	0
2	5/19/2020 7:34	0	0	0	0
3	5/19/2020 7:35	0	0	0	0
4	5/19/2020 7:36	0	0	0	0
5	5/19/2020 7:37	0	0	0	0
6	5/19/2020 7:38	0	0	0	0
7	5/19/2020 7:39	0	0	0	0
8	5/19/2020 7:40	0	0	0	0
9	5/19/2020 7:41	0	0	0	0
10	5/19/2020 7:42	0	0	0	0
11	5/19/2020 7:43	0	0	0	0
12	5/19/2020 7:44	0	0	0	0
13	5/19/2020 7:45	0	0	0	0
14	5/19/2020 7:46	0	0	0	0
15	5/19/2020 7:47	0	0	0	0
16	5/19/2020 7:48	0	0	0	0
17	5/19/2020 7:49	0	0	0	0
18	5/19/2020 7:50	0	0	0	0
19	5/19/2020 7:51	0	0	0	0
20	5/19/2020 7:52	0	0	0	0
21	5/19/2020 7:53	0	0	0	0
22	5/19/2020 7:54	0	0	0	0
23	5/19/2020 7:55	0	0	0	0
24	5/19/2020 7:56	0	0	0	0
25	5/19/2020 7:57	0	0	0	0
26	5/19/2020 7:58	0	0	0	0
27	5/19/2020 7:59	0	0	0	0
28	5/19/2020 8:00	0	0	0	0
29	5/19/2020 8:01	0	0	0	0
30	5/19/2020 8:02	0	0	0	0

31	5/19/2020 8:03	0	0	0	0
32	5/19/2020 8:04	0	0	0	0
33	5/19/2020 8:05	0	0	0	0
34	5/19/2020 8:06	0	0	0	0
35	5/19/2020 8:07	0	0	0	0
36	5/19/2020 8:08	0	0	0	0
37	5/19/2020 8:09	0	0	0	0
38	5/19/2020 8:10	0	0	0	0
39	5/19/2020 8:11	0	0	0	0
40	5/19/2020 8:12	0	0	0	0
41	5/19/2020 8:13	0	0	0	0
42	5/19/2020 8:14	0	0	0	0
43	5/19/2020 8:15	0	0	0	0
44	5/19/2020 8:16	0	0	0	0
45	5/19/2020 8:17	0	0	0	0
46	5/19/2020 8:18	0	0	0	0
47	5/19/2020 8:19	0	0	0	0
48	5/19/2020 8:20	0	0	0	0
49	5/19/2020 8:21	0	0	0	0
50	5/19/2020 8:22	0	0	0	0
51	5/19/2020 8:23	0	0	0	0
52	5/19/2020 8:24	0	0	0	0
53	5/19/2020 8:25	0	0	0	0
54	5/19/2020 8:26	0	0	0	0
55	5/19/2020 8:27	0	0	0	0
56	5/19/2020 8:28	0	0	0	0
57	5/19/2020 8:29	0	0	0	0
58	5/19/2020 8:30	0	0	0	0
59	5/19/2020 8:31	0	0	0	0
60	5/19/2020 8:32	0	0	0	0
61	5/19/2020 8:33	0	0	0	0
62	5/19/2020 8:34	0	0	0	0
63	5/19/2020 8:35	0	0	0	0
64	5/19/2020 8:36	0	0	0	0
65	5/19/2020 8:37	0	0	0	0
66	5/19/2020 8:38	0	0	0	0
67	5/19/2020 8:39	0	0	0	0
68	5/19/2020 8:40	0	0	0	0
69	5/19/2020 8:41	0	0	0	0
70	5/19/2020 8:42	0	0	0	0
71	5/19/2020 8:43	0	0	0	0
72	5/19/2020 8:44	0	0	0	0
73	5/19/2020 8:45	0	0	0	0
74	5/19/2020 8:46	0	0	0	0

75	5/19/2020 8:47	0	0	0	0
76	5/19/2020 8:48	0	0	0	0
77	5/19/2020 8:49	0	0	0	0
78	5/19/2020 8:50	0	0	0	0
79	5/19/2020 8:51	0	0	0	0
80	5/19/2020 8:52	0	0	0	0
81	5/19/2020 8:53	0	0	0	0
82	5/19/2020 8:54	0	0	0	0
83	5/19/2020 8:55	0	0	0	0
84	5/19/2020 8:56	0	0	0	0
85	5/19/2020 8:57	0	0	0	0
86	5/19/2020 8:58	0	0	0	0
87	5/19/2020 8:59	0	0	0	0
88	5/19/2020 9:00	0	0	0	0
89	5/19/2020 9:01	0	0	0	0
90	5/19/2020 9:02	0	0	0	0
91	5/19/2020 9:03	0	0	0	0
92	5/19/2020 9:04	0	0	0	0
93	5/19/2020 9:05	0	0	0	0
94	5/19/2020 9:06	0	0	0	0
95	5/19/2020 9:07	0	0	0	0
96	5/19/2020 9:08	0	0	0	0
97	5/19/2020 9:09	0	0	0	0
98	5/19/2020 9:10	0	0	0	0
99	5/19/2020 9:11	0	0	0	0
100	5/19/2020 9:12	0	0	0	0
101	5/19/2020 9:13	0	0	0	0
102	5/19/2020 9:14	0	0	0	0
103	5/19/2020 9:15	0	0	0	0
104	5/19/2020 9:16	0	0	0	0
105	5/19/2020 9:17	0	0	0	0
106	5/19/2020 9:18	0	0	0	0
107	5/19/2020 9:19	0	0	0	0
108	5/19/2020 9:20	0	0	0	0
109	5/19/2020 9:21	0	0	0	0
110	5/19/2020 9:22	0	0	0	0
111	5/19/2020 9:23	0	0	0	0
112	5/19/2020 9:24	0	0	0	0
113	5/19/2020 9:25	0	0	0	0
114	5/19/2020 9:26	0	0	0	0
115	5/19/2020 9:27	0	0	0	0
116	5/19/2020 9:28	0	0	0	0
117	5/19/2020 9:29	0	0	0	0
118	5/19/2020 9:30	0	0	0	0

119	5/19/2020 9:31	0	0	0	0
120	5/19/2020 9:32	0	0	0	0
121	5/19/2020 9:33	0	0	0	0
122	5/19/2020 9:34	0	0	0	0
123	5/19/2020 9:35	0	0	0	0
124	5/19/2020 9:36	0	0	0	0
125	5/19/2020 9:37	0	0	0	0
126	5/19/2020 9:38	0	0	0	0
127	5/19/2020 9:39	0	0	0	0
128	5/19/2020 9:40	0	0	0	0
129	5/19/2020 9:41	0	0	0	0
130	5/19/2020 9:42	0	0	0	0
131	5/19/2020 9:43	0	0	0	0
132	5/19/2020 9:44	0	0	0	0
133	5/19/2020 9:45	0	0	0	0
134	5/19/2020 9:46	0	0	0	0
135	5/19/2020 9:47	0	0	0	0
136	5/19/2020 9:48	0	0	0	0
137	5/19/2020 9:49	0	0	0	0
138	5/19/2020 9:50	0	0	0	0
139	5/19/2020 9:51	0	0	0	0
140	5/19/2020 9:52	0	0	0	0
141	5/19/2020 9:53	0	0	0	0
142	5/19/2020 9:54	0	0	0	0
143	5/19/2020 9:55	0	0	0	0
144	5/19/2020 9:56	0	0	0	0
145	5/19/2020 9:57	0	0	0	0
146	5/19/2020 9:58	0	0	0	0
147	5/19/2020 9:59	0	0	0	0
148	5/19/2020 10:00	0	0	0	0
149	5/19/2020 10:01	0	0	0	0
150	5/19/2020 10:02	0	0	0	0
151	5/19/2020 10:03	0	0	0	0
152	5/19/2020 10:04	0	0	0	0
153	5/19/2020 10:05	0	0	0	0
154	5/19/2020 10:06	0	0	0	0
155	5/19/2020 10:07	0	0	0	0
156	5/19/2020 10:08	0	0	0	0
157	5/19/2020 10:09	0	0	0	0
158	5/19/2020 10:10	0	0	0	0
159	5/19/2020 10:11	0	0	0	0
160	5/19/2020 10:12	0	0	0	0
161	5/19/2020 10:13	0	0	0	0
162	5/19/2020 10:14	0	0	0	0

163	5/19/2020 10:15	0	0	0	0
164	5/19/2020 10:16	0	0	0	0
165	5/19/2020 10:17	0	0	0	0
166	5/19/2020 10:18	0	0	0	0
167	5/19/2020 10:19	0	0	0	0
168	5/19/2020 10:20	0	0	0	0
169	5/19/2020 10:21	0	0	0	0
170	5/19/2020 10:22	0	0	0	0
171	5/19/2020 10:23	0	0	0	0
172	5/19/2020 10:24	0	0	0	0
173	5/19/2020 10:25	0	0	0	0
174	5/19/2020 10:26	0	0	0	0
175	5/19/2020 10:27	0	0	0	0
176	5/19/2020 10:28	0	0	0	0
177	5/19/2020 10:29	0	0	0	0
178	5/19/2020 10:30	0	0	0	0
179	5/19/2020 10:31	0	0	0	0
180	5/19/2020 10:32	0	0	0	0
181	5/19/2020 10:33	0	0	0	0
182	5/19/2020 10:34	0	0	0	0
183	5/19/2020 10:35	0	0	0	0
184	5/19/2020 10:36	0	0	0	0
185	5/19/2020 10:37	0	0	0	0
Peak		0	0	0	0
Min		0	0	0	0
Average		0	0	0	0

****

TWA/STEL

Index	Date/Time	PID(ppm) (TWA)	PID(ppm) (STEL)
1	5/19/2020 7:33	0	---
2	5/19/2020 7:34	0	---
3	5/19/2020 7:35	0	---
4	5/19/2020 7:36	0	---
5	5/19/2020 7:37	0	---
6	5/19/2020 7:38	0	---
7	5/19/2020 7:39	0	---
8	5/19/2020 7:40	0	---
9	5/19/2020 7:41	0	---
10	5/19/2020 7:42	0	---
11	5/19/2020 7:43	0	---
12	5/19/2020 7:44	0	---
13	5/19/2020 7:45	0	---

14	5/19/2020 7:46	0	---
15	5/19/2020 7:47	0	0
16	5/19/2020 7:48	0	0
17	5/19/2020 7:49	0	0
18	5/19/2020 7:50	0	0
19	5/19/2020 7:51	0	0
20	5/19/2020 7:52	0	0
21	5/19/2020 7:53	0	0
22	5/19/2020 7:54	0	0
23	5/19/2020 7:55	0	0
24	5/19/2020 7:56	0	0
25	5/19/2020 7:57	0	0
26	5/19/2020 7:58	0	0
27	5/19/2020 7:59	0	0
28	5/19/2020 8:00	0	0
29	5/19/2020 8:01	0	0
30	5/19/2020 8:02	0	0
31	5/19/2020 8:03	0	0
32	5/19/2020 8:04	0	0
33	5/19/2020 8:05	0	0
34	5/19/2020 8:06	0	0
35	5/19/2020 8:07	0	0
36	5/19/2020 8:08	0	0
37	5/19/2020 8:09	0	0
38	5/19/2020 8:10	0	0
39	5/19/2020 8:11	0	0
40	5/19/2020 8:12	0	0
41	5/19/2020 8:13	0	0
42	5/19/2020 8:14	0	0
43	5/19/2020 8:15	0	0
44	5/19/2020 8:16	0	0
45	5/19/2020 8:17	0	0
46	5/19/2020 8:18	0	0
47	5/19/2020 8:19	0	0
48	5/19/2020 8:20	0	0
49	5/19/2020 8:21	0	0
50	5/19/2020 8:22	0	0
51	5/19/2020 8:23	0	0
52	5/19/2020 8:24	0	0
53	5/19/2020 8:25	0	0
54	5/19/2020 8:26	0	0
55	5/19/2020 8:27	0	0
56	5/19/2020 8:28	0	0
57	5/19/2020 8:29	0	0

58	5/19/2020 8:30	0	0
59	5/19/2020 8:31	0	0
60	5/19/2020 8:32	0	0
61	5/19/2020 8:33	0	0
62	5/19/2020 8:34	0	0
63	5/19/2020 8:35	0	0
64	5/19/2020 8:36	0	0
65	5/19/2020 8:37	0	0
66	5/19/2020 8:38	0	0
67	5/19/2020 8:39	0	0
68	5/19/2020 8:40	0	0
69	5/19/2020 8:41	0	0
70	5/19/2020 8:42	0	0
71	5/19/2020 8:43	0	0
72	5/19/2020 8:44	0	0
73	5/19/2020 8:45	0	0
74	5/19/2020 8:46	0	0
75	5/19/2020 8:47	0	0
76	5/19/2020 8:48	0	0
77	5/19/2020 8:49	0	0
78	5/19/2020 8:50	0	0
79	5/19/2020 8:51	0	0
80	5/19/2020 8:52	0	0
81	5/19/2020 8:53	0	0
82	5/19/2020 8:54	0	0
83	5/19/2020 8:55	0	0
84	5/19/2020 8:56	0	0
85	5/19/2020 8:57	0	0
86	5/19/2020 8:58	0	0
87	5/19/2020 8:59	0	0
88	5/19/2020 9:00	0	0
89	5/19/2020 9:01	0	0
90	5/19/2020 9:02	0	0
91	5/19/2020 9:03	0	0
92	5/19/2020 9:04	0	0
93	5/19/2020 9:05	0	0
94	5/19/2020 9:06	0	0
95	5/19/2020 9:07	0	0
96	5/19/2020 9:08	0	0
97	5/19/2020 9:09	0	0
98	5/19/2020 9:10	0	0
99	5/19/2020 9:11	0	0
100	5/19/2020 9:12	0	0
101	5/19/2020 9:13	0	0

102	5/19/2020 9:14	0	0
103	5/19/2020 9:15	0	0
104	5/19/2020 9:16	0	0
105	5/19/2020 9:17	0	0
106	5/19/2020 9:18	0	0
107	5/19/2020 9:19	0	0
108	5/19/2020 9:20	0	0
109	5/19/2020 9:21	0	0
110	5/19/2020 9:22	0	0
111	5/19/2020 9:23	0	0
112	5/19/2020 9:24	0	0
113	5/19/2020 9:25	0	0
114	5/19/2020 9:26	0	0
115	5/19/2020 9:27	0	0
116	5/19/2020 9:28	0	0
117	5/19/2020 9:29	0	0
118	5/19/2020 9:30	0	0
119	5/19/2020 9:31	0	0
120	5/19/2020 9:32	0	0
121	5/19/2020 9:33	0	0
122	5/19/2020 9:34	0	0
123	5/19/2020 9:35	0	0
124	5/19/2020 9:36	0	0
125	5/19/2020 9:37	0	0
126	5/19/2020 9:38	0	0
127	5/19/2020 9:39	0	0
128	5/19/2020 9:40	0	0
129	5/19/2020 9:41	0	0
130	5/19/2020 9:42	0	0
131	5/19/2020 9:43	0	0
132	5/19/2020 9:44	0	0
133	5/19/2020 9:45	0	0
134	5/19/2020 9:46	0	0
135	5/19/2020 9:47	0	0
136	5/19/2020 9:48	0	0
137	5/19/2020 9:49	0	0
138	5/19/2020 9:50	0	0
139	5/19/2020 9:51	0	0
140	5/19/2020 9:52	0	0
141	5/19/2020 9:53	0	0
142	5/19/2020 9:54	0	0
143	5/19/2020 9:55	0	0
144	5/19/2020 9:56	0	0
145	5/19/2020 9:57	0	0

146	5/19/2020 9:58	0	0
147	5/19/2020 9:59	0	0
148	5/19/2020 10:00	0	0
149	5/19/2020 10:01	0	0
150	5/19/2020 10:02	0	0
151	5/19/2020 10:03	0	0
152	5/19/2020 10:04	0	0
153	5/19/2020 10:05	0	0
154	5/19/2020 10:06	0	0
155	5/19/2020 10:07	0	0
156	5/19/2020 10:08	0	0
157	5/19/2020 10:09	0	0
158	5/19/2020 10:10	0	0
159	5/19/2020 10:11	0	0
160	5/19/2020 10:12	0	0
161	5/19/2020 10:13	0	0
162	5/19/2020 10:14	0	0
163	5/19/2020 10:15	0	0
164	5/19/2020 10:16	0	0
165	5/19/2020 10:17	0	0
166	5/19/2020 10:18	0	0
167	5/19/2020 10:19	0	0
168	5/19/2020 10:20	0	0
169	5/19/2020 10:21	0	0
170	5/19/2020 10:22	0	0
171	5/19/2020 10:23	0	0
172	5/19/2020 10:24	0	0
173	5/19/2020 10:25	0	0
174	5/19/2020 10:26	0	0
175	5/19/2020 10:27	0	0
176	5/19/2020 10:28	0	0
177	5/19/2020 10:29	0	0
178	5/19/2020 10:30	0	0
179	5/19/2020 10:31	0	0
180	5/19/2020 10:32	0	0
181	5/19/2020 10:33	0	0
182	5/19/2020 10:34	0	0
183	5/19/2020 10:35	0	0
184	5/19/2020 10:36	0	0
185	5/19/2020 10:37	0	0

Instrument Name	DustTrak II
Model Number	8530
Serial Number	8530113809
Firmware Version	3.4
Calibration Date	9/14/2015
Test Name	MANUAL_007
Test Start Time	9:17:49 PM
Test Start Date	1/12/2000
Test Length [D:H:M]	0:08:54
Test Interval [M:S]	1:00
Mass Average [mg/m3]	0.001
Mass Minimum [mg/m3]	0
Mass Maximum [mg/m3]	0.027
Mass TWA [mg/m3]	0.001
Photometric User Cal	0.86
Flow User Cal	0
Errors	
Number of Samples	369

Elapsed Time [s]	Mass [mg/m3]	Alarms	Errors
60	0.027		
120	0.004		
180	0.002		
240	0.001		
300	0.002		
360	0.001		
420	0.001		
480	0.002		
540	0.002		
600	0.002		
660	0.001		
720	0.001		
780	0		
840	0		
900	0		
960	0		
1020	0		
1080	0.001		
1140	0		
1200	0		
1260	0		
1320	0		
1380	0		
1440	0		

1500	0
1560	0
1620	0
1680	0
1740	0.004
1800	0.003
1860	0
1920	0
1980	0
2040	0
2100	0
2160	0
2220	0
2280	0
2340	0
2400	0
2460	0
2520	0
2580	0
2640	0
2700	0
2760	0
2820	0
2880	0
2940	0
3000	0.001
3060	0.001
3120	0.001
3180	0
3240	0.001
3300	0.001
3360	0.001
3420	0
3480	0.001
3540	0
3600	0
3660	0.001
3720	0.001
3780	0.001
3840	0
3900	0
3960	0.001
4020	0.001
4080	0

4140	0.001
4200	0.001
4260	0.001
4320	0.001
4380	0.001
4440	0.001
4500	0.001
4560	0.002
4620	0.001
4680	0.001
4740	0.002
4800	0.001
4860	0.001
4920	0.001
4980	0.001
5040	0.001
5100	0.001
5160	0.001
5220	0.001
5280	0.002
5340	0.001
5400	0.001
5460	0.001
5520	0.001
5580	0.001
5640	0.001
5700	0.001
5760	0.001
5820	0.002
5880	0.001
5940	0.001
6000	0.001
6060	0.001
6120	0.001
6180	0.001
6240	0.001
6300	0.001
6360	0.001
6420	0.001
6480	0.001
6540	0.001
6600	0.001
6660	0.001
6720	0.001

6780	0.001
6840	0.001
6900	0.001
6960	0.001
7020	0.001
7080	0.002
7140	0.002
7200	0.002
7260	0.002
7320	0.002
7380	0.002
7440	0.002
7500	0.002
7560	0.002
7620	0.002
7680	0.001
7740	0.001
7800	0.002
7860	0.002
7920	0.001
7980	0.001
8040	0.001
8100	0.001
8160	0.001
8220	0.001
8280	0.001
8340	0.001
8400	0.001
8460	0.001
8520	0.001
8580	0.001
8640	0.002
8700	0.001
8760	0.001
8820	0.001
8880	0.001
8940	0.001
9000	0.001
9060	0.001
9120	0.001
9180	0.001
9240	0.001
9300	0.001
9360	0.001

9420	0.001
9480	0.002
9540	0.001
9600	0.001
9660	0.001
9720	0.001
9780	0.001
9840	0
9900	0.001
9960	0.001
10020	0.001
10080	0.001
10140	0.001
10200	0.001
10260	0.001
10320	0.001
10380	0.001
10440	0.001
10500	0.001
10560	0.001
10620	0.001
10680	0.001
10740	0.001
10800	0.001
10860	0.001
10920	0.001
10980	0.001
11040	0.001
11100	0.001
11160	0.001
11220	0.001
11280	0.001
11340	0.001
11400	0.001
11460	0.001
11520	0.001
11580	0.001
11640	0.001
11700	0.001
11760	0.001
11820	0.001
11880	0.001
11940	0.002
12000	0.002

12060	0.002
12120	0.001
12180	0.001
12240	0.001
12300	0.001
12360	0.001
12420	0.001
12480	0.003
12540	0.001
12600	0.001
12660	0.001
12720	0.001
12780	0.001
12840	0.001
12900	0.001
12960	0.001
13020	0.001
13080	0.001
13140	0.001
13200	0.001
13260	0.001
13320	0.002
13380	0.002
13440	0.001
13500	0.002
13560	0.002
13620	0.002
13680	0.001
13740	0.001
13800	0.002
13860	0.001
13920	0.001
13980	0.002
14040	0.001
14100	0.002
14160	0.002
14220	0.001
14280	0.001
14340	0.002
14400	0.002
14460	0.001
14520	0.001
14580	0.001
14640	0.001

14700	0.001
14760	0.001
14820	0.002
14880	0.001
14940	0.001
15000	0.001
15060	0.001
15120	0.001
15180	0.001
15240	0.001
15300	0.002
15360	0.002
15420	0.001
15480	0.001
15540	0.001
15600	0.001
15660	0.001
15720	0.001
15780	0.002
15840	0.001
15900	0.001
15960	0.002
16020	0.002
16080	0.001
16140	0.001
16200	0.001
16260	0.001
16320	0.001
16380	0.002
16440	0.001
16500	0.001
16560	0.001
16620	0.002
16680	0.002
16740	0.002
16800	0.002
16860	0.002
16920	0.002
16980	0.002
17040	0.002
17100	0.002
17160	0.003
17220	0.003
17280	0.003

17340	0.002
17400	0.002
17460	0.002
17520	0.002
17580	0.002
17640	0.003
17700	0.002
17760	0.002
17820	0.002
17880	0.002
17940	0.002
18000	0.003
18060	0.004
18120	0.007
18180	0.004
18240	0.002
18300	0.002
18360	0.003
18420	0.002
18480	0.002
18540	0.001
18600	0.002
18660	0.002
18720	0.002
18780	0.002
18840	0.002
18900	0.003
18960	0.003
19020	0.003
19080	0.003
19140	0.003
19200	0.002
19260	0.002
19320	0.002
19380	0.003
19440	0.003
19500	0.002
19560	0.002
19620	0.002
19680	0.003
19740	0.002
19800	0.003
19860	0.003
19920	0.002

19980	0.002
20040	0.002
20100	0.002
20160	0.002
20220	0.002
20280	0.002
20340	0.002
20400	0.002
20460	0.002
20520	0.002
20580	0.002
20640	0.002
20700	0.002
20760	0.002
20820	0.002
20880	0.002
20940	0.002
21000	0.002
21060	0.003
21120	0.002
21180	0.002
21240	0.002
21300	0.002
21360	0.002
21420	0.002
21480	0.002
21540	0.002
21600	0.002
21660	0.002
21720	0.002
21780	0.002
21840	0.002
21900	0.002
21960	0.002
22020	0.002
22080	0.002
32074	0

Instrument Name	DustTrak II
Model Number	8530
Serial Number	8530113809
Firmware Version	3.4
Calibration Date	9/14/2015
Test Name	MANUAL_008

Test Start Time	10:23:32 PM
Test Start Date	1/13/2000
Test Length [D:H:M]	0:01:39
Test Interval [M:S]	1:00
Mass Average [mg/m3]	0.002
Mass Minimum [mg/m3]	0
Mass Maximum [mg/m3]	0.019
Mass TWA [mg/m3]	0
Photometric User Cal	0.86
Flow User Cal	0
Errors	
Number of Samples	99

Elapsed Time [s]	Mass [mg/m3]	Alarms	Errors
60	0.001		
120	0.001		
180	0		
240	0.019		
300	0		
360	0.001		
420	0		
480	0.001		
540	0		
600	0.001		
660	0.003		
720	0.001		
780	0.001		
840	0.001		
900	0		
960	0		
1020	0.001		
1080	0		
1140	0		
1200	0		
1260	0.001		
1320	0.001		
1380	0.003		
1440	0.001		
1500	0.001		
1560	0.001		
1620	0.001		
1680	0.001		
1740	0		
1800	0.001		

1860	0.001
1920	0.003
1980	0.002
2040	0.001
2100	0.002
2160	0.001
2220	0.002
2280	0.002
2340	0.002
2400	0.002
2460	0.002
2520	0.001
2580	0.002
2640	0.002
2700	0.002
2760	0.002
2820	0.002
2880	0.002
2940	0.002
3000	0.002
3060	0.002
3120	0.002
3180	0.002
3240	0.002
3300	0.002
3360	0.002
3420	0.002
3480	0.003
3540	0.002
3600	0.002
3660	0.003
3720	0.003
3780	0.003
3840	0.003
3900	0.002
3960	0.003
4020	0.004
4080	0.003
4140	0.002
4200	0.002
4260	0.003
4320	0.003
4380	0.003
4440	0.003

4500	0.009
4560	0.006
4620	0.003
4680	0.003
4740	0.003
4800	0.002
4860	0.003
4920	0.003
4980	0.003
5040	0.003
5100	0.003
5160	0.003
5220	0.004
5280	0.003
5340	0.003
5400	0.003
5460	0.003
5520	0.003
5580	0.003
5640	0.003
5700	0.005
5760	0.003
5820	0.004
5880	0.003
5940	0.003

nationalgrid

Attachment D – Data Usability Summary Report (DUSR)

Environmental Department, 175 East Old Country Road, Hicksville, New York 11801
T: (516) 581-7313 ■ F: (516) 545-2582 ■ jessica.phillips@nationalgrid.com ■ www.nationalgrid.com

Prepared for:
National Grid
Brooklyn, NY

Prepared by:
AECOM
Pittsburgh, PA
60137359
July 2020

July 1, 2020

Data Usability Summary Report
National Grid/Inwood Former MGP Site
Groundwater Samples
Eurofins TestAmerica-Edison Data
June 2020
Final

Prepared for:
National Grid
Brooklyn, NY

Prepared by:
AECOM
Pittsburgh, PA
60137359
July 2020

Data Usability Summary Report National Grid/Inwood Former MGP Site Groundwater Samples Eurofins TestAmerica-Edison Data June 2020 Final

Prepared By
Gregory Malzone, Project Chemist
AECOM
Gulf Tower
707 Grant Street, 5th floor
Pittsburgh, PA 15219

Reviewed By
Robert Davis, Data Validator/Database Technician
AECOM
1360 Peachtree Street NE, Suite 500
Atlanta, GA 30309

Contents

Executive Summary.....ES-1

1.0 Volatile Organic Compounds 1-1

2.0 Semivolatile Organic Compounds 2-1

3.0 Total Metals 3-1

4.0 Free Cyanide 4-1

5.0 Field Duplicate Precision 5-1

6.0 Notes.....6-1

List of Appendices

Appendix A Glossary of Data Qualifier Codes

Appendix B Data Qualification Summaries

Appendix C Support Documentation

Executive Summary

Overview

A data assessment was performed by Gregory A. Malzone of AECOM Pittsburgh on three data packages from Eurofins TestAmerica Laboratories, Inc., 777 New Durham Road, Edison, NJ 08817 (ETAL-Edison) for the analysis of groundwater samples collected on June 4-11, 2020 at the Inwood Site.

The following analytical methods were requested on the chain-of-custody (CoC) records.

- USEPA Method SW-846 8260C – Volatile Organic Compounds (VOCs) by Gas Chromatography/Mass Spectrometry (GC/MS)
- USEPA Method SW-846 8270D – Semivolatile Organic Compounds (SVOCs) by GC/MS
- USEPA Method SW-846 6010D – Total RCRA Metals by Argon Inductively-Coupled – Atomic Emission Spectrometry (ICP-AES)
- USEPA Method SW-846 7470A - Total Mercury
- USEPA Method USEPA 9016 - Free Cyanide

The data were evaluated for conformance to method specifications and qualifiers were applied using the USEPA Region II SOPs and the validation criteria set forth in the *USEPA Contract Laboratory Program (CLP) National Functional Guidelines for Organic Superfund Methods Data Review*, EPA-540-R-2017-002, January 2017 and *USEPA Contract Laboratory Program National Functional Guidelines for Inorganic Superfund Methods Data Review*, EPA-540-R-2017-001, January 2017, as they apply to the analytical methods employed.

Field duplicate relative percent difference (RPD) review and applicable control limits were taken from the *USEPA Region I Laboratory Data Validation Functional Guidelines for Evaluating Organics Analyses*, December 1996 and *USEPA Region I Laboratory Data Validation Functional Guidelines for Evaluating Inorganics Analyses*, June 1988.

Table 1 below provides a sample submittal list with the field IDs cross-referenced with the laboratory IDs.

Table 1 - Sample Submittals
National Grid / Inwood Groundwater Samples

Field ID	TestAmerica ID	QC	Matrix	Date/Time Sampled
MW-38I-060420	460-210538-1	MS/MSD	Groundwater	6/4/2020 11:30
MW-38D-060420	460-210538-2		Groundwater	6/4/2020 12:45
MW-11S-060420	460-210538-3		Groundwater	6/4/2020 13:35
MW-11I-060420	460-210538-4		Groundwater	6/4/2020 12:45
MW-15S-060420	460-210538-5		Groundwater	6/4/2020 11:30
GW-15-060420	460-210538-6		Groundwater	6/4/2020 14:20
FB060420	460-210538-7	field blank	Aqueous (QC)	6/4/2020 15:10
GW-12-060520	460-210538-8		Groundwater	6/5/2020 8:10
MW-12S-060520	460-210538-9		Groundwater	6/5/2020 10:00
MW-52S-060520	460-210538-10		Groundwater	6/5/2020 12:20
MW-52I-060520	460-210538-11		Groundwater	6/5/2020 13:40
GW-6R-060520	460-210538-12		Groundwater	6/5/2020 14:40

Field ID	TestAmerica ID	QC	Matrix	Date/Time Sampled
FB060520	460-210538-13	field blank	Aqueous (QC)	6/5/2020 15:00
MW-4S-060820	460-210738-1		Groundwater	6/8/2020 8:35
MW-4I-060820	460-210738-2		Groundwater	6/8/2020 9:55
MW-13I-060820	460-210738-3		Groundwater	6/8/2020 11:35
GW-13-060820	460-210738-4		Groundwater	6/8/2020 13:10
MW-14I-060820	460-210738-5		Groundwater	6/8/2020 14:25
GW-14-060820	460-210738-6		Groundwater	6/8/2020 15:30
FB060820	460-210738-7	field blank	Aqueous (QC)	6/8/2020 16:00
GW-10-060920	460-210738-8		Groundwater	6/9/2020 9:10
GW-8-060920	460-210738-9		Groundwater	6/9/2020 10:40
MW-8I-060920	460-210738-10		Groundwater	6/9/2020 11:55
MW-50I-060920	460-210738-11		Groundwater	6/9/2020 13:20
MW-50S-060920	460-210738-12		Groundwater	6/9/2020 14:30
MW-16S-060920	460-210738-13		Groundwater	6/9/2020 9:27
MW-16I-060920	460-210738-14		Groundwater	6/9/2020 10:59
MW-9I-060920	460-210738-15		Groundwater	6/9/2020 12:31
MW-9S-060920	460-210738-16		Groundwater	6/9/2020 13:50
FB060920	460-210738-17	field blank	Aqueous (QC)	6/9/2020 15:00
TRIP BLANK-060520	460-210738-18	trip blank	Aqueous (QC)	6/5/2020 15:00
GW-3-061020	460-211048-1		Groundwater	6/10/2020 8:05
MW-3I-061020	460-211048-2		Groundwater	6/10/2020 9:55
MW-21S-061020	460-211048-3		Groundwater	6/10/2020 11:00
GW-1-061020	460-211048-4		Groundwater	6/10/2020 12:05
DUP061020A	460-211048-5	GW-1	Groundwater (QC)	6/10/2020 12:00
MW-1I-061020	460-211048-6		Groundwater	6/10/2020 13:00
MW-1D-061020	460-211048-7		Groundwater	6/10/2020 14:00
MW-51S-061020	460-211048-8		Groundwater	6/10/2020 15:30
DUP061020B	460-211048-9	MW-51S	Groundwater (QC)	6/10/2020 16:00
MW-51I-061020	460-211048-10		Groundwater	6/10/2020 14:35
FB061020	460-211048-11	field blank	Aqueous (QC)	6/10/2020 15:45
GW-5-061120	460-211048-12		Groundwater	6/11/2020 7:55
GW-2-061120	460-211048-13		Groundwater	6/11/2020 9:30
MW-5D-061120	460-211048-14		Groundwater	6/11/2020 11:05
MW-5I-061120	460-211048-15		Groundwater	6/11/2020 12:30
GW-7-061120	460-211048-16		Groundwater	6/11/2020 13:50
MW-11I-061120	460-211048-17		Groundwater	6/11/2020 14:35
GW-11-061120	460-211048-18		Groundwater	6/11/2020 15:30
FB061120-061120	460-211048-19	field blank	Aqueous (QC)	6/11/2020 15:00
TRIP BLANK-061120	460-211048-20	trip blank	Aqueous (QC)	6/11/2020 0:00
DUP061120	460-211048-21	MW-11I	Groundwater (QC)	6/11/2020 12:00

Summary

Data quality for the organic analyses was evaluated by reviewing the following parameters: holding times, GC/MS tuning and performance standards, internal standards, initial and continuing calibrations, surrogate recoveries, laboratory control standards (LCSs), matrix spike recoveries, laboratory blanks, laboratory and field duplicates, compound identification, and compound quantitation.

Inorganic data quality was evaluated by reviewing the following parameters: holding times, matrix spikes, initial calibrations, continuing calibration verification standard recoveries, contract required detection limit standard recoveries, laboratory control samples, ICP interference check sample recoveries, ICP serial dilution results, field and laboratory duplicates, laboratory blanks, and analyte quantitation.

All data have been determined to be useable for the purpose of assessing the presence/absence and quantitative concentrations of the compounds and analytes in the media tested (i.e. groundwater) with the qualifications described below. No data points were rejected. Completeness of 100% was achieved for this data set. This is within the goal of 90-100% and is acceptable.

A glossary of data qualifier definitions is included in Appendix A of this report. The data qualifier summaries are attached as Appendix B of this report.

Each noncompliance with specific data usability criteria is discussed below. Support documentation for data qualifications was included in Appendix C of this report.

1.0 Volatile Organic Compounds

Blank Contamination: Chloroform was detected in the field blank FB060420 at an estimated concentration of 0.36 µg/L. Chloroform was not detected in any of the samples that were collected on 06/04/20. No data qualification was required.

Methylene chloride was detected in the trip blank TB060520 at a concentration of 4.9 µg/L. The positive methylene chloride result for associated sample G-12 was estimated to be less than the reporting limit (RL) and was qualified "U," as undetected at the RL, because of laboratory contamination. The other associated methylene chloride results were non-detect and did not require qualification.

Methylene chloride was detected in the field blank FB061120 at a concentration of 1.2 µg/L. The positive methylene chloride result for sample GW-11 was estimated to be less than the RL and was qualified "U," as undetected at the RL, because of laboratory contamination. The other associated methylene chloride results were non-detect and did not require qualification.

Acetone was detected in the trip blank TB060520 at a concentration of 5.9 µg/L. The USEPA recognizes acetone as a common laboratory contaminant. The positive acetone results for samples MW-38I, MW-52I and GW-6R were greater than the RL, and less than ten times the trip blank concentration, and were qualified "J+," as estimated concentrations. The acetone results were strongly suspected as being false positive results due to contamination introduced from sample transit and storage. The other associated acetone results were non-detect and did not require qualification.

Acetone was detected in the trip blank TB060920 at a concentration of 5.9 µg/L and FB060820 at a concentration of 5.8 µg/L. The USEPA recognizes acetone as a common laboratory contaminant. The positive acetone results for samples MW-4S, MW-13I, MW-14I and MW-9S were greater than the RL, and less than ten times the trip blank concentration, and were qualified "J+," as estimated concentrations. The acetone results were strongly suspected as being false positive results due to contamination introduced from sample transit and storage. The other associated acetone results were non-detect and did not require qualification.

Acetone was detected in the trip blank TB061120 at a concentration of 6.7 µg/L. The positive acetone results for samples MW-21S and GW-1 were greater than the RL, and less than ten times the trip blank concentration, and were qualified "J+," as estimated concentrations. The acetone results were strongly suspected as being false positive results due to contamination introduced from sample transit and storage. The other associated acetone results were non-detect and did not require qualification.

Free cyanide was detected in the field blank FB061020 at a concentration of 2.7 µg/L. The positive free cyanide result for sample MW-21S was estimated to be less than the RL and was qualified "U," as undetected, at the RL because of laboratory contamination. The other associated free cyanide results were non-detect and did not require qualification.

Continuing Calibrations: The continuing calibration verification (CCV) percent differences/drifts (%Ds) for chloromethane, chloroethane, 1,2,4-trichlorobenzene and vinyl chloride were greater than the upper quality control limit of 20% on 06/09/20 at 18:12 on instrument CVOAMS12. The chloromethane, chloroethane, 1,2,4-trichlorobenzene and vinyl chloride results for associated samples GW-6R, MW-11S, MW-11I, MW-15S, GW-15, GW-12 and MW-12S were non-detect and did not require qualification in response to the high instrument bias.

The CCV %D for 1,2,4-trichlorobenzene was greater than the upper quality control limit of 20% on 06/10/20 at 10:25 on instrument CVOAMS12. The 1,2,4-trichlorobenzene results for associated samples MW-38I, MW-52S, MW-52I, MW-38D, FB060420 and FB060520 were non-detect and did not require qualification in response to the high instrument bias.

The CCV %D for trichlorofluoromethane was greater than the upper quality control limit of 20% on 06/12/20 at 06:36 on instrument CVOAMS6. The trichlorofluoromethane results for associated samples FB060820, FB060920, MW-16I, GW-8, GW-10, MW-16S, GW-13, GW-14, MW-4I, MW-8I, MW-9I, MW-13I, MW-14I, MW-9S and MW-4S were non-detect and did not require qualification in response to the high instrument bias.

The CCV %D for 1,4-dioxane was greater than the upper quality control limit of 20% on 06/13/20 at 04:15 on instrument CVOAMS6. The 1,4-dioxane results for associated samples TRIP BLANK-060520, MW-50S and MW-50I were non-detect and did not require qualification in response to the high instrument bias.

The CCV %Ds for 1,4-dioxane and bromomethane was greater than the upper quality control limit of 20% on 06/16/20 at 07:47 on instrument CVOAMS15. The 1,4-dioxane and bromomethane results for associated samples DUP061020B, DUP061120, DUP061020A, MW-51I, MW-51S, GW-1, GW-2, GW-3, GW-5, GW-7, GW-11, MW-1D, MW-1I, MW-3I, MW-5D, MW-5I and MW-11I were non-detect and did not require qualification in response to the high instrument bias.

The CCV %D for bromomethane was less than the lower quality control limit of -20% on 06/16/20 at 18:23 on instrument CVOAMS15. The bromomethane results for associated samples FB061020, FB061120, TRIP BLANK-061120 and MW-21S were non-detect and were qualified “UJ,” as estimates, because of low instrument bias. The CCV %D for 1,4-dioxane was greater than the upper quality control limit in the same CCV. The 1,4-dioxane results for associated samples FB061020, FB061120, TRIP BLANK-061120 were non-detect and did not require qualification in response to the high instrument bias.

Matrix Spike Recoveries and RPDs: The RPD between the MW-1D MS and MSD recoveries for bromomethane was greater than the maximum advisory limit. The bromomethane MS and MSD recoveries were within the advisory limits and bromomethane was not detected in sample MW-1D. No data qualification was required.

2.0 Semivolatile Organic Compounds

Surrogate Recoveries: The 2-fluorobiphenyl and terphenyl-d14 surrogate recoveries for sample FB060520 were greater than the upper quality control limits. No base/neutral semivolatile target compounds were detected in sample FB060520. No data qualification was required in response to the high method bias.

Sample MW-21S required analysis at an initial 25-fold dilution to bring the naphthalene concentration into the calibration range. The surrogates were diluted out and could not be used to evaluate method accuracy. There were enough, acceptable quality control data to demonstrate that the analytical process was in control. No data qualifications were applied.

Continuing Calibrations: The CCV %D for benzaldehyde was less than the lower quality control limit of -20% on 06/10/20 at 00:32 on instrument CBNAMS17. The benzaldehyde results for associated samples MW052I, GW-6R and FB060520 were non-detect and were qualified “UJ,” as estimates, because of low instrument bias. The %D for 2,4-dinitrophenol indicated a positive instrument bias and was associated with non-detect sample results. No further data qualification was required.

The CCV %Ds for 4-nitrophenol, 2-nitroaniline, butyl benzyl phthalate, di-n-butyl phthalate, isophorone, N-nitrosodi-n-propylamine, bis(2-ethylhexyl) phthalate, di-n-octyl phthalate and 2,2'-oxybis(1-chloropropane) were greater than the upper quality control limit of 20% on 06/09/20 at 21:18 on instrument CBNAMS18. The 4-nitrophenol, 2-nitroaniline, butyl benzyl phthalate, di-n-butyl phthalate, isophorone, N-nitrosodi-n-propylamine, bis(2-ethylhexyl) phthalate, di-n-octyl phthalate and 2,2'-oxybis(1-chloropropane) results for associated samples MW-38I, MW-38D, MW-11S, MW-11I, MW-15S, GW-15, FB060420, GW-12, MW-12S and MW-52S were non-detect and did not require qualification in response to the high instrument bias.

The CCV %Ds for several semivolatile target compounds were greater than the upper quality control limit of 20% on 06/12/20 at 16:06 on instrument CBNAMS18. The associated sample was the field blank FB060820. No target compounds were detected in the field blank. No data qualifications were required.

The CCV %D for 2,4-dinitrophenol was greater than the upper quality control limit of 20% on 06/11/20 at 22:23 on instrument CBNAMS17. The 2,4-dinitrophenol results for associated samples FB060920, MW-14I, MW-50I, MW-50S, GW-8, GW-10, MW-16I, MW-16S, GW-13, GW-14, MW-8I, MW-9I, MW-13I, MW-9S, MW-4I and MW-4S were non-detect and did not require qualification in response to the high instrument bias.

The CCV %D for benzaldehyde was less than the lower quality control limit of -20% on 06/10/20 at 00:32 on instrument CBNAMS17. The benzaldehyde results for associated samples MW052I, GW-6R and FB060520 were non-detect and were qualified “UJ,” as estimates, because of low instrument bias. The %D for 2,4-dinitrophenol indicated a positive instrument bias and was associated with non-detect sample results. No further data qualification was required.

The CCV %D for benzaldehyde was less than the lower quality control limit of -20% on 06/14/20 at 18:28 on instrument CBNAMS17. The benzaldehyde results for associated samples DUP061120, DUP061020A, DUP061020B, MW-51I, MW-51S, GW-1, GW-2, GW-3, GW-5, GW-7, MW-11I, FB061020, MW-5D, MW-5I, FB061120, MW-1D, MW-1I, MW-3I and GW-11 were non-detect and were qualified “UJ,” as estimates, because of low instrument bias. The %Ds for indeno(1,2,3-cd)pyrene, dibenzo(a,h)anthracene and benzo(g,h,i)perylene indicated a positive instrument bias and was associated with non-detect sample results. No further data qualification was required.

The CCV %D for benzaldehyde, 2,2'-oxybis(1-chloropropane) and 4-methylphenol were less than the lower quality control limit of -20% on 06/14/20 at 21:35 on instrument CBNAMS16. The benzaldehyde, 2,2'-oxybis(1-chloropropane) and 4-methylphenol results for associated sample MW-21S were non-detect and were qualified “UJ,” as estimates, because of low instrument bias. The %Ds for indeno(1,2,3-cd)pyrene, dibenzo(a,h)anthracene, benzo(g,h,i)perylene, 2,4,6-trichlorophenol, 2,4-dinitrophenol, hexachlorobutadiene,

hexachlorobenzene, hexachlorocyclopentadiene and pentachlorophenol indicated a positive instrument bias and was associated with non-detect sample results. No further data qualification was required.

Laboratory Control Sample Recoveries: The 06/09/20 LCS and/or LCSD 460-700042/2-A/3-A recoveries for atrazine, 2,2'-oxybis(1-chloropropane), 2-nitroaniline, benzaldehyde and di-n-butylphthalate were greater than the upper quality control limits. The atrazine, 2,2'-oxybis(1-chloropropane), 2-nitroaniline, benzaldehyde and di-n-butylphthalate results for associated samples MW-38I, MW-38D, MW-11S, MW-11I, MW-15S, GW-15, FB060420, GW-12, MW-12S and MW-52S were non-detect and did not require qualification in response to the high method bias.

The 06/09/20 LCS/LCSD 460-700045/2-A/3-A recoveries for atrazine were greater than the upper quality control limits. The atrazine results for associated samples MW052I, GW-6R and FB060520 were non-detect and did not require qualification in response to the high method bias.

The 06/12/20 LCSD 460-700849/3-A recovery for 4,6-dinitro-2-methylphenol was less than the lower quality control limit, but greater than 20%. The 4,6-dinitro-2-methylphenol result for associated sample FB060820 was non-detect and was qualified “UJ,” as an estimate, because of low method bias. The 06/12/20 LCS and/or LCSD 460-700849/2-A/3-A recoveries for several semivolatile target compounds were greater than the upper quality control limits. The RPD between the LCS recoveries for 2,4-dinitrophenol was greater than the maximum quality control limit. The 2,4-dinitrophenol LCS and LCSD recoveries were within the quality control limits. No target compounds were detected in associated sample FB060820. No further data qualifications were required.

The 06/11/20 LCS and/or LCSD 460-701214/2-A/3-A recoveries for atrazine, benzaldehyde, benzo(a)pyrene and hexachlorobutadiene were greater than the upper quality control limits. The atrazine, benzaldehyde, benzo(a)pyrene and hexachlorobutadiene results for associated samples DUP061120, DUP061020A, DUP061020B, MW-51I, MW-51S, GW-1, GW-2, GW-3, GW-5, GW-7, MW-11I, FB061020, MW-5D, MW-5I, FB061120, MW-1D, MW-1I, MW-21S, MW-3I and GW-11 were non-detect and did not require qualification in response to the high method bias.

The RPDs between the 06/11/20 LCS and/or LCSD 460-701214/2-A/3-A recoveries for atrazine, benzaldehyde and caprolactam were greater than the maximum quality control limit. The atrazine and benzaldehyde results for associated samples DUP061120, DUP061020A, DUP061020B, MW-51I, MW-51S, GW-1, GW-2, GW-3, GW-5, GW-7, MW-11I, FB061020, MW-5D, MW-5I, FB061120, MW-1D, MW-1I, MW-21S, MW-3I and GW-11 were non-detect and were qualified “UJ,” as estimates, because of method imprecision and/or sample heterogeneity. The caprolactam LCD and LCSD recoveries were within the quality control limits and all associated caprolactam results were non-detect. No further data qualification was required.

3.0 Total Metals

Blank Contamination: Selenium was detected in the continuing calibration blanks (CCBs) 460-700590/65 (13:28) and 460-700590/89 (15:05) at estimated concentrations of 7.13 J µg/L and 8.09 J µg/L, respectively. Selenium was also detected in the field blank, FB060420. The higher selenium concentrations were detected in the CCBs and affected samples MW-11S, MW-15S, FB060420, GW-15, GW-12 and MW-12S were estimated to be less than the RL and were qualified "U," at the RL because of laboratory contamination. The positive selenium result for sample GW-6R was greater than the RL, but less than ten times the highest associated CCB concentration, and was qualified "J+," as an estimated concentration, biased high because of laboratory contamination.

Arsenic was detected in the field blank FB060820 at an estimated concentration of 6.0 J µg/L. The samples collected on 06/08/20 were affected. The positive arsenic results of samples GW-13, GW-14 and MW-13I were estimated to be less than the RL and were qualified "U," at the RL because of ambient contamination. The positive arsenic result for sample MW-4I was greater than the RL, but less than ten times the FB060820 arsenic concentration, and was qualified "J+," as an estimated concentration, biased high because of ambient contamination.

Arsenic was detected in the method blank MB 460-700819/1-A at an estimated concentration of 3.81 J µg/L. The positive arsenic results of associated samples GW-8, MW-8I and MW-9I were estimated to be less than the RL and were qualified "U," at the RL because of laboratory contamination.

Arsenic was detected in the 06/16/20 initial calibration blank (ICB) 460-701676/8 (10:15) and the CCBs 460-701676/89 (16:08) and 460-701676/101 (16:08) at estimated concentrations of 5.11 J µg/L, 8.73 J µg/L and 3.78 J µg/L, respectively. The arsenic results for associated samples MW-3I, MW-51S, DUP061020B, MW-51I, MW-5D and MW-5I were estimated to be less than the RL and were qualified "U," at the RL because of laboratory contamination. The positive arsenic results for associated samples GW-1, GW-2, GW-3, GW-5 and DUP061020A were greater than the RL, but less than ten times the highest associated CCB concentration, and were qualified "J+," as estimated concentrations, biased high because of laboratory contamination. Non-detect results and results greater than ten times the associated blank concentration did not require qualification.

Lead was detected in the CCB 460-701676/77 (15:18) at an estimated concentration of 3.13 J µg/L. The lead results for associated samples GW-3 and MW-3I were estimated to be less than the RL and were qualified "U," at the RL because of laboratory contamination. The positive lead result for associated sample MW-51I was greater than the RL, but less than ten times the associated CCB concentration, and was qualified "J+," as an estimated concentration, biased high because of laboratory contamination. Non-detect results did not require qualification.

4.0 Free Cyanide

Blank Contamination: Free cyanide was detected in the field blank FB061020 at an estimated concentration of 2.7 J µg/L. The method blank concentration was estimated to be less than the reporting limit. The free cyanide result for associated sample MW-21S was estimated to be less than the reporting limit and was qualified “U,” as undetected at the RL, because of ambient contamination. Samples that were non-detect did not require qualification.

Matrix Spike Recoveries: The MW-4S MS/MSD recoveries for free cyanide was less than the lower laboratory advisory limit of 76%, at 69%/68%. The free cyanide result for sample MW-4S was non-detect and was qualified “UJ,” as an estimate, because of low bias due to matrix effects and/or low method bias.

The GW-3 MS/MSD recoveries for free cyanide was less than the lower laboratory advisory limit of 76%, at 61%/55%. The free cyanide result for sample MW-3 was non-detect and was qualified “UJ,” as an estimate, because of low bias due to matrix effects and/or low method bias.

5.0 Field Duplicate Precision

Field duplicate samples were collected for GW-1, MW-51S and MW-11I. The RPDs for all parameters for which there were detections are summarized in Table 2 below.

Field duplicate results were evaluated using the following criteria.

Organics: The RPD must be ≤ 30% for groundwater for results greater than or equal to two times the reporting limit. If one of the results is non-detect or less than two times the reporting limit, and the duplicate is greater than two times the reporting limit, the difference between the parent and field duplicate results must be less than or equal to two times the reporting limit.

Inorganics: The RPD must be ≤ 30% for groundwater for results greater than or equal to five times the reporting limit. For results less than five times the reporting limit, the difference between the parent and field duplicate results must be less than or equal to two times the reporting limit.

All RPDs and absolute difference are within the advisory limits. Field sampling/laboratory precision and sample homogeneity were acceptable. No data qualification was required.

The following notations are used in the field precision table.

RPD: Relative percent difference

NC: RPD could not be calculated

µg/kg: micrograms per kilogram (ppb) and mg/kg: milligrams per kilogram (ppm)

Quals: Data qualification required

Table 2 Field Duplicate Comparisons
National Grid / Inwood Groundwater

Parameter	Units	GW-1		DUP061020A		RPD (%)	QUALs
Arsenic	µg/L	47.0		52.2		11	None
Barium	µg/L	47.7	J	46.9	J	1.7	None
1,1,1-Trichloroethane	µg/L	52		51		1.9	None
1,1-Dichloroethane	µg/L	4.0		4.0		0	None
1,2-Dichloroethane	µg/L	1.4		1.4		0	None
Benzene	µg/L	2.3		2.3		0	None
Ethylbenzene	µg/L	4.7		4.7		0	None
m,p--Xylenes	µg/L	3.4		3.3		3.0	None
Methylene chloride	µg/L	0.39	J	0.36	J	8.0	None
o-Xylene	µg/L	1.4		1.5		6.9	None
Styrene	µg/L	0.89	J	0.86	J	3.4	None
Toluene	µg/L	1.8		1.8		0	None

Table 2 (Continued) Field Duplicate Comparisons
National Grid / Inwood Groundwater

Parameter	Units	MW-51S		DUP061020B		RPD (%)	QUALs
Barium	µg/L	53.8	J	56.1	J	4.1	None
Chromium	µg/L	5.2	J	5.9	J	12	None
cis-1,2-Dichloroethene	µg/L	5.6		5.8		3.4	None
Methylene chloride	µg/L	0.49	J	0.32	J	53	±2RL, None
Tetrachloroethene	µg/L	230		250		8.0	None
Trichloroethene	µg/L	24		26		7.7	None
Parameter	**Units**	**MW-11I**		**DUP061120**		**RPD (%)**	**QUALs**
Arsenic	µg/L	30.0		29.3		2.4	None
Barium	µg/L	245		234		4.7	None
Lead	µg/L	13.2		12.5		5.6	None
Selenium	µg/L	6.3	J	13.1	J	52	±2RL, None
cis-1,2-Dichloroethene	µg/L	0.88	J	0.87	J	1.1	None
Methyl tert-butyl ether	µg/L	2.5		2.6		3.8	None

6.0 Notes

Positive organic and inorganic results less than the reporting limit, but greater than the method detection limit (MDL) were qualified “J,” as estimated concentrations, due to increased uncertainty near the detection limit. The “J” qualifiers were maintained in the data validation. Sample results reported between the MDL and RL are usable as estimated values with an unknown directional bias.

Matrix spike and matrix spike duplicates, laboratory duplicates and serial dilution analyses that were performed on non-project samples were not evaluated because matrix similarity to project samples could not be assumed.

Appendix A

Glossary of Data Qualifier Codes

Glossary of Data Qualifier Codes

U	The analyte was analyzed for but was not detected above the level of the reported sample quantitation limit.
UJ	The analyte was analyzed for but was not detected. The reported quantitation limit is approximated and may be inaccurate or imprecise.
J	The analyte was positively identified. The associated numerical value is the approximate concentration of the analyte in the sample.
J+	The result is an estimated quantity, likely to be biased high. The associated numerical value is the approximate concentration of the analyte in the sample.
J-	The result is an estimated quantity, likely to be biased low. The associated numerical value is the approximate concentration of the analyte in the sample.
R	The data are unusable. The sample results are rejected due to serious deficiencies in the ability to meet quality control criteria. The presence or absence of the analyte cannot be verified.
N	(Organics) The analysis indicates the presence of an analyte for which there is presumptive evidence to make a tentative identification.
NJ	(Organics) The analysis indicates the presence of an analyte that has been tentatively identified and the associated numerical value represents its approximate concentration.

Appendix B

Data Qualification Summaries

Field ID	Lab ID	Parameter	Sample Result	Lab Qualifier	Validation Qualifier	Units	Reason Code(s)
MW-38I-060420	460-210538-1	Acetone	8.8		J+	ug/L	tb,p
MW-52I-060520	460-210538-11	Acetone	5.3		J+	ug/L	tb,p
MW-52I-060520	460-210538-11	Benzaldehyde	10	U	UJ	ug/L	c
GW-6R-060520	460-210538-12	Acetone	6.2		J+	ug/L	tb,p
GW-6R-060520	460-210538-12	Benzaldehyde	10	U	UJ	ug/L	c
GW-6R-060520	460-210538-12	Selenium	38.1		J+	ug/L	bl
FB060520	460-210538-13	Benzaldehyde	10	U	UJ	ug/L	c
MW-11S-060420	460-210538-3	Selenium	9.8	J	20.0 U	ug/L	bl
MW-15S-060420	460-210538-5	Selenium	6.4	J	20.0 U	ug/L	bl
GW-15-060420	460-210538-6	Selenium	13.9	J	20.0 U	ug/L	bl
FB060420	460-210538-7	Selenium	8.3	J	20.0 U	ug/L	bl
GW-12-060520	460-210538-8	Selenium	10.6	J	20.0 U	ug/L	bl
GW-12-060520	460-210538-8	Methylene chloride	0.33	J	1.0 U	ug/L	bt
MW-12S-060520	460-210538-9	Selenium	15.1	J	20.0 U	ug/L	bl
MW-4S-060820	460-210738-1	Acetone	21		J+	ug/L	bt,p
MW-4S-060820	460-210738-1	Cyanide, Free	5.0	U	UJ	ug/L	m
MW-8I-060920	460-210738-10	Arsenic	7.6	JB	15.0 U	ug/L	bl
MW-9I-060920	460-210738-15	Arsenic	12.7	JB	15.0 U	ug/L	bl
MW-9S-060920	460-210738-16	Acetone	6.1		J+	ug/L	bt,p
MW-4I-060820	460-210738-2	Arsenic	16.2	B	J+	ug/L	bf
MW-13I-060820	460-210738-3	Acetone	8.1		J+	ug/L	bt,p
MW-13I-060820	460-210738-3	Arsenic	3.5	JB	15.0 U	ug/L	bf
GW-13-060820	460-210738-4	Arsenic	8.9	JB	15.0 U	ug/L	bf
MW-14I-060820	460-210738-5	Acetone	7.9		J+	ug/L	bt,p
GW-14-060820	460-210738-6	Arsenic	12.8	JB	15.0 U	ug/L	bf
FB060820	460-210738-7	4,6-Dinitro-2-methylphenol	20	U	UJ	ug/L	l
GW-8-060920	460-210738-9	Arsenic	5.4	JB	15.0 U	ug/L	bl
GW-3-061020	460-211048-1	Lead	4.9	J	10.0 U	ug/L	bl
GW-3-061020	460-211048-1	Arsenic	74.2		J+	ug/L	bl
GW-3-061020	460-211048-1	Atrazine	2.0	U	UJ	ug/L	ld
GW-3-061020	460-211048-1	Benzaldehyde	10	U	UJ	ug/L	c,ld
GW-3-061020	460-211048-1	Cyanide, Free	5.0	U	UJ	ug/L	m
MW-51I-061020	460-211048-10	Lead	14.4		J+	ug/L	bl
MW-51I-061020	460-211048-10	Arsenic	10.4	J	15.0 U	ug/L	bl
MW-51I-061020	460-211048-10	Atrazine	2.0	U	UJ	ug/L	ld
MW-51I-061020	460-211048-10	Benzaldehyde	10	U	UJ	ug/L	c,ld
FB061020	460-211048-11	Bromomethane	1.0	U	UJ	ug/L	c
FB061020	460-211048-11	Atrazine	2.0	U	UJ	ug/L	ld
FB061020	460-211048-11	Benzaldehyde	10	U	UJ	ug/L	c,ld
GW-5-061120	460-211048-12	Arsenic	54.0		J+	ug/L	bl
GW-5-061120	460-211048-12	Atrazine	2.0	U	UJ	ug/L	ld

Field ID	Lab ID	Parameter	Sample Result	Lab Qualifier	Validation Qualifier	Units	Reason Code(s)
GW-5-061120	460-211048-12	Benzaldehyde	10	U	UJ	ug/L	c,ld
GW-2-061120	460-211048-13	Arsenic	25.2		J+	ug/L	bl
GW-2-061120	460-211048-13	Atrazine	2.0	U	UJ	ug/L	ld
GW-2-061120	460-211048-13	Benzaldehyde	10	U	UJ	ug/L	c,ld
MW-5D-061120	460-211048-14	Arsenic	4.0	J	15.0 U	ug/L	bl
MW-5D-061120	460-211048-14	Atrazine	2.0	U	UJ	ug/L	ld
MW-5D-061120	460-211048-14	Benzaldehyde	10	U	UJ	ug/L	c,ld
MW-5I-061120	460-211048-15	Arsenic	8.9	J	15.0 U	ug/L	bl
MW-5I-061120	460-211048-15	Atrazine	2.0	U	UJ	ug/L	ld
MW-5I-061120	460-211048-15	Benzaldehyde	10	U	UJ	ug/L	c,ld
GW-7-061120	460-211048-16	Atrazine	2.0	U	UJ	ug/L	ld
GW-7-061120	460-211048-16	Benzaldehyde	10	U	UJ	ug/L	c,ld
MW-11I-061120	460-211048-17	Atrazine	2.0	U	UJ	ug/L	ld
MW-11I-061120	460-211048-17	Benzaldehyde	10	U	UJ	ug/L	c,ld
GW-11-061120	460-211048-18	Methylene chloride	0.35	J	1.0 U	ug/L	bf
GW-11-061120	460-211048-18	Atrazine	2.0	U	UJ	ug/L	ld
GW-11-061120	460-211048-18	Benzaldehyde	10	U	UJ	ug/L	c,ld
FB061120-061120	460-211048-19	Bromomethane	1.0	U	UJ	ug/L	c
FB061120-061120	460-211048-19	Atrazine	2.0	U	UJ	ug/L	ld
FB061120-061120	460-211048-19	Benzaldehyde	10	U	UJ	ug/L	c,ld
MW-3I-061020	460-211048-2	Arsenic	4.7	J	15.0 U	ug/L	bl
MW-3I-061020	460-211048-2	Lead	6.5	J	10.0 U	ug/L	bl
MW-3I-061020	460-211048-2	Atrazine	2.0	U	UJ	ug/L	ld
MW-3I-061020	460-211048-2	Benzaldehyde	10	U	UJ	ug/L	c,ld
TRIP BLANK-061120	460-211048-20	Bromomethane	1.0	U	UJ	ug/L	c
DUP061120	460-211048-21	Atrazine	2.0	U	UJ	ug/L	ld
DUP061120	460-211048-21	Benzaldehyde	10	U	UJ	ug/L	c,ld
MW-21S-061020	460-211048-3	Arsenic	10.4	J	15.0 U	ug/L	bl
MW-21S-061020	460-211048-3	Acetone	26		J+	ug/L	bt,p
MW-21S-061020	460-211048-3	Bromomethane	5.0	U	UJ	ug/L	c
MW-21S-061020	460-211048-3	Atrazine	50	U	UJ	ug/L	ld
MW-21S-061020	460-211048-3	2,2'-oxybis(1-Chloropropane)	250	U	UJ	ug/L	c
MW-21S-061020	460-211048-3	4-Methylphenol	250	U	UJ	ug/L	c
MW-21S-061020	460-211048-3	Benzaldehyde	250	U	UJ	ug/L	c,ld
MW-21S-061020	460-211048-3	Cyanide, Free	2.5	J	5.0 U	ug/L	bf
GW-1-061020	460-211048-4	Atrazine	2.0	U	UJ	ug/L	ld
GW-1-061020	460-211048-4	Benzaldehyde	10	U	UJ	ug/L	c,ld
GW-1-061020	460-211048-4	Arsenic	47.0		J+	ug/L	bl
DUP061020A	460-211048-5	Atrazine	2.0	U	UJ	ug/L	ld
DUP061020A	460-211048-5	Benzaldehyde	10	U	UJ	ug/L	c,ld
DUP061020A	460-211048-5	Arsenic	52.2		J+	ug/L	bl

Field ID	Lab ID	Parameter	Sample Result	Lab Qualifier	Validation Qualifier	Units	Reason Code(s)
MW-1I-061020	460-211048-6	Atrazine	2.0	U	UJ	ug/L	ld
MW-1I-061020	460-211048-6	Benzaldehyde	10	U	UJ	ug/L	c,ld
MW-1D-061020	460-211048-7	Atrazine	2.0	U	UJ	ug/L	ld
MW-1D-061020	460-211048-7	Benzaldehyde	10	U	UJ	ug/L	c,ld
MW-51S-061020	460-211048-8	Atrazine	2.0	U	UJ	ug/L	ld
MW-51S-061020	460-211048-8	Benzaldehyde	10	U	UJ	ug/L	c,ld
MW-51S-061020	460-211048-8	Arsenic	7.3	J	15.0 U	ug/L	bl
DUP061020B	460-211048-9	Atrazine	2.0	U	UJ	ug/L	ld
DUP061020B	460-211048-9	Benzaldehyde	10	U	UJ	ug/L	c,ld
DUP061020B	460-211048-9	Arsenic	6.0	J	15.0 U	ug/L	bl

Reason Codes	
bf	Field blank contamination
bl	Laboratory blank contamination
bt	Trip Blank contamination
c	Calibration issue
l	LCS recoveries
ld	Laboratory duplicate RPDs (matrix duplicate, MSD, LCSD)
m	Matrix spike recovery
p	False positive due to contamination during shipping and storage

Appendix C

Support Documentation

Sample Summary

Client: AECOM
Job ID: 460-210538-1
Project/Site: Nassau Ave & Sheridan Blvd, Inwood, NY

Lab Sample ID	Client Sample ID	Matrix	Collected	Received	Asset ID
460-210538-1	MW-38I	Water	06/04/20 11:30	06/05/20 17:05	
460-210538-2	MW-38D	Water	06/04/20 12:45	06/05/20 17:05	
460-210538-3	MW-11S	Water	06/04/20 13:35	06/05/20 17:05	
460-210538-4	MW-11I	Water	06/04/20 12:45	06/05/20 17:05	
460-210538-5	MW-15S	Water	06/04/20 11:30	06/05/20 17:05	
460-210538-6	GW-15	Water	06/04/20 14:20	06/05/20 17:05	
460-210538-7	FB060420	Water	06/04/20 15:10	06/05/20 17:05	
460-210538-8	GW-12	Water	06/05/20 08:10	06/05/20 17:05	
460-210538-9	MW-12S	Water	06/05/20 10:00	06/05/20 17:05	
460-210538-10	MW-52S	Water	06/05/20 12:20	06/05/20 17:05	
460-210538-11	MW-52I	Water	06/05/20 13:40	06/05/20 17:05	
460-210538-12	GW-6R	Water	06/05/20 14:40	06/05/20 17:05	
460-210538-13	FB060520	Water	06/05/20 15:00	06/05/20 17:05	
460-210538-14	Trip Blank	Water	06/05/20 15:00	06/05/20 17:05	

Chain of Custody Record 448049

eurofins | Environment Testing TestAmerica

Address: _____

Regulatory Program: ☐ DW ☐ NPDES ☐ RCRA ☐ Other:

TAL-8210

Client Contact	Project Manager:	Site Contact:	Date:	COC No:
Company Name: AECOM	Tel/Email:	Lab Contact:	Carrier:	1 of 2 COCs
Address: 1255 Broad St	Analysis Turnaround Time			Sampler:
City/State/Zip: Clifton NJ	☐ CALENDAR DAYS ☐ WORKING DAYS			For Lab Use Only:
Phone: 973-883-8500	TAT if different from Below _____			Walk-in Client:
Fax:	☐ 2 weeks			Lab Sampling:
Project Name: National Grid - Inwood NY	☐ 1 week			
Site: Nassau Ave, Inwood NY	☐ 2 days			Job / SDG No: 210538
PO# 60137359	☐ 1 day			

Sample Identification	Sample Date	Sample Time	Sample Type (C=Comp, G=Grab)	Matrix	# of Cont.	Filtered Sample (Y/N)	Perform MS / MSD (Y/N)	TCL VOCs	TCL SVOCs	Total RCRA metals	Free Cyanide	Sample Specific Notes:
MW-38I	6/4/20	1130	G	GW	7			X	X	X	X	-1
MW-38D	6/4/20	1245			7			X	X	X	X	-2
MW-11S	6/4/20	1335			7			X	X	X	X	-3
MW-11I	6/4/20	1245			7			X	X	X	X	-4
MW-15S	6/4/20	1130			7			X	X	X	X	-5
GW-15	6/4/20	1420			7			X	X	X	X	-6
FB060420	6/4/20	1510		QC	6			X	X	X	X	-7
GW-12	6/5/20	8:10		GW	7			X	X	X	X	-8
MW-12S	6/5/20	1000			7			X	X	X	X	-9
MW-52S	6/5/20	1220			7			X	X	X	X	-10
MW-52I	6/5/20	1340			7			X	X	X	X	-11
GW-6R	6/5/20	1440			7			X	X	X	X	-12

460-210538 Chain of Custody

Preservation Used: 1= Ice, 2= HCl; 3= H_2SO_4; 4=HNO_3; 5=NaOH; 6= Other _____

Possible Hazard Identification:
Are any samples from a listed EPA Hazardous Waste? Please List any EPA Waste Codes for the sample in the Comments Section if the lab is to dispose of the sample.

☐ Non-Hazard ☐ Flammable ☐ Skin Irritant ☐ Poison B ☐ Unknown

Sample Disposal (A fee may be assessed if samples are retained longer than 1 month)

☐ Return to Client ☐ Disposal by Lab ☐ Archive for_____ Months

Special Instructions/QC Requirements & Comments: Confirm Analysis & deliverables w/ P.M (S. Mantri)

Custody Seals Intact: ☐ Yes ☐ No | Custody Seal No.: | Cooler Temp. (°C): Obs'd:_____ Corr'd:_____ Therm ID No.:_____

Relinquished by:	Company:	Date/Time:	Received by:	Company:	Date/Time:
Jay Patel	AECOM	6/5/20 1530	[signature]	ETA	6/5/20 1530
[signature]	ETA	6/5/20 1705	Isaiah D	ETA	6/5/20 1705
Relinquished by:	Company:	Date/Time:	Received in Laboratory by:	Company:	Date/Time:

Chain of Custody Record 448053

eurofins | Environment Testing TestAmerica

Address: _____

Regulatory Program: ☐ DW ☐ NPDES ☐ RCRA ☐ Other:

TAL-8210

Client Contact	Project Manager:	Site Contact:	Date:	COC No:
Company Name: AECOM	Tel/Email:	Lab Contact:	Carrier:	2 of 2 COCs
Address: 1255 Broad St	Analysis Turnaround Time			Sampler:
City/State/Zip: Clifton NJ	☐ CALENDAR DAYS ☐ WORKING DAYS			For Lab Use Only:
Phone: 973-883-8500	TAT if different from Below _____			Walk-in Client:
Fax:	☐ 2 weeks			Lab Sampling:
Project Name: National Grid - Inwood NY	☐ 1 week			
Site: Nassau Ave, Inwood NY	☐ 2 days			Job / SDG No.: 210538
PO# 60137359	☐ 1 day			

Sample Identification	Sample Date	Sample Time	Sample Type (C=Comp, G=Grab)	Matrix	# of Cont.	Filtered Sample (Y/N)	Perform MS / MSD (Y/N)	TCL VOCs	TCL SVOCs	Total RCRA metals	Free Cyanide	Sample Specific Notes:
FB080520	6/5/20	1500	G	QC	6			X	X	X	X	-13
Trip Blank	—	—	G	QC	2			X				-14

Preservation Used: 1= Ice, 2= HCl; 3= H2SO4; 4=HNO3; 5=NaOH; 6= Other _____

Possible Hazard Identification:
Are any samples from a listed EPA Hazardous Waste? Please List any EPA Waste Codes for the sample in the Comments Section if the lab is to dispose of the sample.

☐ Non-Hazard ☐ Flammable ☐ Skin Irritant ☐ Poison B ☐ Unknown

Sample Disposal (A fee may be assessed if samples are retained longer than 1 month)

☐ Return to Client ☐ Disposal by Lab ☐ Archive for _____ Months

Special Instructions/QC Requirements & Comments: Confirm Analysis & deliverables w/P.M (S. Mantri)

Custody Seals Intact: ☐ Yes ☐ No | Custody Seal No.: | Cooler Temp. (°C): Obs'd: _____ Corr'd: _____ | Therm ID No.: _____

Relinquished by:	Company:	Date/Time:	Received by:	Company:	Date/Time:
[signature]	AECOM	6/5/20 15:30	[signature]	RTA	6/5/20 1530
[signature]	RTA	6/5/20 1705			
Relinquished by:	Company:	Date/Time:	Received in Laboratory by:	Company:	Date/Time:

NO CS

Inv# 11 ① 3.6 ② 3.4

Eurofins TestAmerica Edison
Receipt Temperature and pH Log

Job Number: 210538

Number of Coolers: 2 IR Gun # 11

Cooler Temperatures

	RAW	CORRECTED		RAW	CORRECTED		RAW	CORRECTED
Cooler #1:	3.6 °C	3.6 °C	Cooler #4:	°C	°C	Cooler #7:	°C	°C
Cooler #2:	3.4 °C	3.4 °C	Cooler #5:	°C	°C	Cooler #8:	°C	°C
Cooler #3:	°C	°C	Cooler #6:	°C	°C	Cooler #9:	°C	°C

TALS Sample Number	Ammonia (pH<2)	COD (pH<2)	Nitrate Nitrite (pH<2)	Metals* (pH<2)	Hardness (pH<2)	Pest (pH 5-9)	EPH or QAM (pH<2)	Phenols (pH<2)	Sulfide (pH>9)	TKN (pH<2)	TOC (pH<2)	Total Cyanide (pH>12)	Total Phos (pH<2)	Other	Other
1				<2								>12			
2				<2								>12			
3				<2								>12			
4				<2								>12			
5				<2								>12			
6				<2								>12			
7				<2								>12			
8				<2								>12			
9				<2								>12			
10				<2								>12			
11				<2								>12			
12				<2								>12			
13				<2								>12			

If pH adjustments are required record the information below:

Sample No(s). adjusted: NA

Preservative Name/Conc.: NA Volume of Preservative used (ml): NA

Lot # of Preservative(s): NA Expiration Date: NA

The appropriate Project Manager and Department Manager should be notified about the samples which were pH adjusted.

** Samples for Metal analysis which are out of compliance must be acidified at least 24 hours prior to analysis.*

EDS-WI-038, Rev 4.1
10/22/2019

Initials: [illegible] Date: 6/5/2020

Login Sample Receipt Checklist

Client: AECOM

Job Number: 460-210538-1

Login Number: 210538
List Number: 1
Creator: Lysy, Susan

List Source: Eurofins TestAmerica, Edison

Question	Answer	Comment
Radioactivity wasn't checked or is </= background as measured by a survey meter.	N/A	
The cooler's custody seal, if present, is intact.	True	
Sample custody seals, if present, are intact.	True	
The cooler or samples do not appear to have been compromised or tampered with.	True	
Samples were received on ice.	True	
Cooler Temperature is acceptable.	True	
Cooler Temperature is recorded.	True	
COC is present.	True	
COC is filled out in ink and legible.	True	
COC is filled out with all pertinent information.	False	Refer to Job Narrative for details.
Is the Field Sampler's name present on COC?	True	
There are no discrepancies between the containers received and the COC.	True	
Samples are received within Holding Time (excluding tests with immediate HTs)	True	
Sample containers have legible labels.	True	
Containers are not broken or leaking.	True	
Sample collection date/times are provided.	True	
Appropriate sample containers are used.	True	
Sample bottles are completely filled.	True	
Sample Preservation Verified.	True	
There is sufficient vol. for all requested analyses, incl. any requested MS/MSDs	True	
Containers requiring zero headspace have no headspace or bubble is <6mm (1/4").	True	
Multiphasic samples are not present.	N/A	
Samples do not require splitting or compositing.	N/A	
Residual Chlorine Checked.	N/A	

CASE NARRATIVE

Client: AECOM

Project: Nassau Ave & Sheridan Blvd, Inwood, NY

Report Number: 460-210538-1

This case narrative is in the form of an exception report, where only the anomalies related to this report, method specific performance and/or QA/QC issues are discussed. If there are no issues to report, this narrative will include a statement that documents that there are no relevant data issues.

It should be noted that samples with elevated Reporting Limits (RLs) as a result of a dilution may not be able to satisfy customer reporting limits in some cases. Such increases in the RLs are unavoidable but acceptable consequence of sample dilution that enables quantification of target analytes or interferences which exceed the calibration range of the instrument.

Calculations are performed before rounding to avoid round-off errors in calculated results.

All holding times were met and proper preservation noted for the methods performed on these samples, unless otherwise detailed in the individual sections below.

RECEIPT
The samples were received on 06/05/2020; the samples arrived in good condition, properly preserved and on ice. The temperature of the coolers at receipt was C.

Note: All samples which require thermal preservation are considered acceptable if the arrival temperature is within 2C of the required temperature or method specified range. For samples with a specified temperature of 4C, samples with a temperature ranging from just above freezing temperature of water to 6C shall be acceptable. Samples that are hand delivered immediately following collection may not meet these criteria, however they will be deemed acceptable according to NELAC standards, if there is evidence that the chilling process has begun, such as arrival on ice, etc.

VOLATILE ORGANIC COMPOUNDS (GC-MS)
Samples MW-38I (460-210538-1), MW-38D (460-210538-2), MW-11S (460-210538-3), MW-11I (460-210538-4), MW-15S (460-210538-5), GW-15 (460-210538-6), FB060420 (460-210538-7), GW-12 (460-210538-8), MW-12S (460-210538-9), MW-52S (460-210538-10), MW-52I (460-210538-11), GW-6R (460-210538-12), FB060520 (460-210538-13) and Trip Blank (460-210538-14) were analyzed for Volatile organic compounds (GC-MS) in accordance with EPA SW-846 Methods 8260C. The samples were analyzed on 06/09/2020 and 06/10/2020.

The continuing calibration verification (CCV) associated with batch 460-700149 recovered above the upper control limit for 1,2,4-Trichlorobenzene, Chloromethane and Vinyl chloride. The samples associated with this CCV were non-detects for the affected analytes; therefore, the data have been reported.

The continuing calibration verification (CCV) associated with batch 460-700303 recovered above the upper control limit for 1,2,4-Trichlorobenzene. The samples associated with this CCV were non-detect for the affected analyte; therefore, the data have been reported.

No difficulties were encountered during the volatiles analysis.

All quality control parameters were within the acceptance limits.

SEMIVOLATILE ORGANIC COMPOUNDS (GC/MS)
Samples MW-38I (460-210538-1), MW-38D (460-210538-2), MW-11S (460-210538-3), MW-11I (460-210538-4), MW-15S (460-210538-5), GW-15 (460-210538-6), FB060420 (460-210538-7), GW-12 (460-210538-8), MW-12S (460-210538-9), MW-52S (460-210538-10), MW-52I (460-210538-11), GW-6R (460-210538-12) and FB060520 (460-210538-13) were analyzed for semivolatile organic compounds (GC/MS) in accordance with EPA SW-846 Method 8270D. The samples were prepared on 06/09/2020 and analyzed on 06/10/2020.

Surrogate recovery for the following sample was outside the upper control limit: FB060520 (460-210538-13). This sample did not contain any target analytes; therefore, re-extraction and/or re-analysis was not performed.

The continuing calibration verification (CCV) analyzed in batch 460-700195 was outside the method criteria for the following analyte(s): 2,4-Dinitrophenol and Benzaldehyde. A CCV standard at or below the reporting limit (RL) was analyzed with the affected samples and found to be acceptable. As indicated in the reference method, sample analysis may proceed; however, any detection for the affected analyte(s) is considered estimated.

The laboratory control sample (LCS) and laboratory control sample duplicate (LCSD) for preparation batch 460-700045 and analytical

batch 460-700195 recovered outside control limits for the following analytes: Atrazine. These analytes were biased high in the LCS/LCSD and were not detected in the associated samples; therefore, the data have been reported.

The continuing calibration verification (CCV) analyzed in batch 460-700167 was outside the method criteria for the following analyte(s): 4-Nitrophenol, Isophorone, Bis(2-ethylhexyl) phthalate, Butyl benzyl phthalate, Di-n-butyl phthalate, N-Nitrosodi-n-propylamine, 2,2'-oxybis[1-chloropropane], 2-Nitroaniline and Di-n-octyl phthalate. A CCV standard at or below the reporting limit (RL) was analyzed with the affected samples and found to be acceptable. As indicated in the reference method, sample analysis may proceed; however, any detection for the affected analyte(s) is considered estimated.

The laboratory control sample (LCS) and / or laboratory control sample duplicate (LCSD) for preparation batch 460-700042 and analytical batch 460-700167 recovered outside control limits for the following analytes: 2,2'-oxybis[1-chloropropane], 2-Nitroaniline, Atrazine, Benzaldehyde and Di-n-butyl phthalate. These analytes were biased high in the LCS/LCSD and were not detected in the associated samples; therefore, the data have been reported.

2-Fluorobiphenyl and Terphenyl-d14 (Surr) failed the surrogate recovery criteria high for FB060520 (460-210538-13). Refer to the QC report for details.

2,2'-oxybis[1-chloropropane], 2-Nitroaniline and Benzaldehyde failed the recovery criteria high for LCS 460-700042/2-A. Atrazine failed the recovery criteria high for LCS 460-700045/2-A. 2,2'-oxybis[1-chloropropane], 2-Nitroaniline, Atrazine, Benzaldehyde and Di-n-butyl phthalate failed the recovery criteria high for LCSD 460-700042/3-A. Atrazine failed the recovery criteria high for LCSD 460-700045/3-A. Refer to the QC report for details.

Several analytes failed the recovery criteria high for the MS/MSD of sample 460-210532-8 in batch 460-700167.

Refer to the QC report for details.

No other difficulties were encountered during the semivolatiles analysis.

All other quality control parameters were within the acceptance limits.

METALS

Samples MW-38I (460-210538-1), MW-38D (460-210538-2), MW-11S (460-210538-3), MW-11I (460-210538-4), MW-15S (460-210538-5), GW-15 (460-210538-6), FB060420 (460-210538-7), GW-12 (460-210538-8), MW-12S (460-210538-9), MW-52S (460-210538-10), MW-52I (460-210538-11), GW-6R (460-210538-12) and FB060520 (460-210538-13) were analyzed for Metals in accordance with 6010D. The samples were prepared on 06/10/2020 and analyzed on 06/11/2020.

For the duplicate of sample 460-210521-24. Refer to the QC report for details.

No other difficulties were encountered during the Metals analysis.

All other quality control parameters were within the acceptance limits.

TOTAL MERCURY

Samples MW-38I (460-210538-1), MW-38D (460-210538-2), MW-11S (460-210538-3), MW-11I (460-210538-4), MW-15S (460-210538-5), GW-15 (460-210538-6), FB060420 (460-210538-7), GW-12 (460-210538-8), MW-12S (460-210538-9), MW-52S (460-210538-10), MW-52I (460-210538-11), GW-6R (460-210538-12) and FB060520 (460-210538-13) were analyzed for total mercury in accordance with EPA SW-846 Methods 7470A. The samples were prepared and analyzed on 06/09/2020 and 06/10/2020.

No difficulties were encountered during the Hg analysis.

All quality control parameters were within the acceptance limits.

FREE CYANIDE

Samples MW-38I (460-210538-1), MW-38D (460-210538-2), MW-11S (460-210538-3), MW-11I (460-210538-4), MW-15S (460-210538-5), GW-15 (460-210538-6), FB060420 (460-210538-7), GW-12 (460-210538-8), MW-12S (460-210538-9), MW-52S (460-210538-10), MW-52I (460-210538-11), GW-6R (460-210538-12) and FB060520 (460-210538-13) were analyzed for Free Cyanide in accordance with EPA SW-846 Method 9016. The samples were prepared and analyzed on 06/11/2020.

No difficulties were encountered during the Free Cyanide analysis.

All quality control parameters were within the acceptance limits.

FORM VII
GC/MS VOA CONTINUING CALIBRATION DATA

Lab Name: Eurofins TestAmerica, Edison Job No.: 460-210538-1

SDG No.:

Lab Sample ID: CCVIS 460-700149/2 Calibration Date: 06/09/2020 18:12

Instrument ID: CVOAMS12 Calib Start Date: 05/08/2020 16:24

GC Column: DB-624 ID: 0.18(mm) Calib End Date: 05/08/2020 18:59

Lab File ID: O58926.D Conc. Units: ug/L Heated Purge: (Y/N) N

ANALYTE	CURVE TYPE	AVE RRF	RRF	MIN RRF	CALC AMOUNT	SPIKE AMOUNT	%D	MAX %D
Dichlorodifluoromethane	Ave	0.3396	0.3447	0.1000	20.3	20.0	1.5	20.0
Chloromethane	Ave	0.1994	0.2635	0.1000	26.4	20.0	32.1*	20.0
Vinyl chloride	Ave	0.2536	0.3271	0.1000	25.8	20.0	29.0*	20.0
Butadiene	Ave	0.1906	0.2553		26.8	20.0	34.0*	20.0
Bromomethane	QuaF		0.1595	0.1000	19.0	20.0	-4.8	50.0
Chloroethane	Ave	0.2015	0.2445	0.1000	24.3	20.0	21.3	50.0
Dichlorofluoromethane	Ave	0.4512	0.4933		21.9	20.0	9.3	20.0
Trichlorofluoromethane	Ave	0.3804	0.4227	0.1000	22.2	20.0	11.1	20.0
Pentane	Ave	0.0379	0.0424		44.7	40.0	11.8	20.0
Ethanol	Lin2		0.0905		962	800	20.2	50.0
Ethyl ether	Ave	0.1632	0.1816		22.2	20.0	11.2	20.0
2-Methyl-1,3-butadiene	Ave	0.1810	0.2116		23.4	20.0	16.9	20.0
Acrolein	QuaF		2.089		121	40.0	202.2*	50.0
1,1-Dichloroethene	Ave	0.2090	0.2380	0.1000	22.8	20.0	13.9	20.0
1,1,2-Trichloro-1,2,2-trifluoroethane	Ave	0.2221	0.2574	0.1000	23.2	20.0	15.9	20.0
Acetone	Ave	0.2325	0.2215	0.0500	95.3	100	-4.7	50.0
Iodomethane	QuaF		0.0463		6.97	20.0	-65.2*	20.0
Isopropyl alcohol	Ave	0.5485	0.5645		206	200	2.9	50.0
Carbon disulfide	Ave	0.6313	0.7244	0.1000	22.9	20.0	14.7	50.0
Acetonitrile	Lin2		0.5666		197	200	-1.5	20.0
Allyl chloride	QuaF		0.1717		16.5	20.0	-17.7	20.0
Methyl acetate	Ave	1.782	1.568	0.1000	35.2	40.0	-12.0	20.0
Cyclopentene	Ave	0.4772	0.6146		25.8	20.0	28.8*	20.0
Methylene Chloride	Ave	0.2696	0.2973	0.1000	22.1	20.0	10.3	20.0
2-Methyl-2-propanol	Qua2		0.9835		199	200	-0.6	50.0
Acrylonitrile	Ave	0.0471	0.0588		250	200	24.8*	20.0
trans-1,2-Dichloroethene	Ave	0.2410	0.2669	0.1000	22.1	20.0	10.7	20.0
Methyl tert-butyl ether	Ave	0.6289	0.6953	0.1000	22.1	20.0	10.6	20.0
Hexane	Ave	0.2236	0.2843		25.4	20.0	27.2*	20.0
1,1-Dichloroethane	Ave	0.3751	0.4477	0.2000	23.9	20.0	19.3	20.0
Vinyl acetate	Ave	0.7384	0.7890		42.7	40.0	6.8	20.0
2-Chloro-1,3-butadiene	Ave	0.2360	0.2700		22.9	20.0	14.4	20.0
Isopropyl ether	Ave	0.6376	0.7896		24.8	20.0	23.8*	20.0
Tert-butyl ethyl ether	Ave	0.5498	0.5921		21.5	20.0	7.7	20.0
2,2-Dichloropropane	Ave	0.0625	0.0641		20.5	20.0	2.5	20.0
cis-1,2-Dichloroethene	Ave	0.2437	0.2443	0.1000	20.0	20.0	0.2	20.0
2-Butanone (MEK)	Ave	0.3578	0.3090	0.0500	86.3	100	-13.7	50.0
Propionitrile	Ave	0.2766	0.2398		173	200	-13.3	20.0
Ethyl acetate	Ave	0.3054	0.2719		35.6	40.0	-11.0	20.0
Methyl acrylate	Ave	0.1560	0.1652		21.2	20.0	5.9	20.0

FORM VII
GC/MS VOA CONTINUING CALIBRATION DATA

Lab Name: Eurofins TestAmerica, Edison Job No.: 460-210538-1

SDG No.:

Lab Sample ID: CCVIS 460-700149/2 Calibration Date: 06/09/2020 18:12

Instrument ID: CVOAMS12 Calib Start Date: 05/08/2020 16:24

GC Column: DB-624 ID: 0.18(mm) Calib End Date: 05/08/2020 18:59

Lab File ID: O58926.D Conc. Units: ug/L Heated Purge: (Y/N) N

ANALYTE	CURVE TYPE	AVE RRF	RRF	MIN RRF	CALC AMOUNT	SPIKE AMOUNT	%D	MAX %D
Chlorobromomethane	Ave	0.1287	0.1274		19.8	20.0	-1.1	20.0
Methacrylonitrile	Ave	0.0666	0.0695		209	200	4.3	20.0
Tetrahydrofuran	Ave	0.6626	0.6802		41.1	40.0	2.7	20.0
Chloroform	Ave	0.3778	0.3802	0.2000	20.1	20.0	0.6	20.0
1,1,1-Trichloroethane	Ave	0.3216	0.3123	0.1000	19.4	20.0	-2.9	20.0
Cyclohexane	Ave	0.3018	0.3081	0.1000	20.4	20.0	2.1	50.0
1,1-Dichloropropene	Ave	0.2999	0.3086		20.6	20.0	2.9	20.0
Carbon tetrachloride	Ave	0.2661	0.2554	0.1000	19.2	20.0	-4.0	20.0
Isobutyl alcohol	Ave	0.3440	0.3823		556	500	11.1	50.0
Benzene	Ave	1.058	1.127	0.5000	21.3	20.0	6.5	20.0
1,2-Dichloroethane	Ave	0.2815	0.2622	0.1000	18.6	20.0	-6.9	20.0
2,2,4-Trimethylpentane	Ave	0.3529	0.4330		24.5	20.0	22.7*	20.0
Isopropyl acetate	Ave	0.0669	0.0699		20.9	20.0	4.6	20.0
Tert-amyl methyl ether	Ave	0.6028	0.6056		20.1	20.0	0.5	20.0
n-Heptane	Ave	0.1334	0.1728		25.9	20.0	29.6*	20.0
n-Butanol	Ave	0.2889	0.2956		512	500	2.3	50.0
Trichloroethene	Ave	0.2465	0.2350	0.2000	19.1	20.0	-4.7	20.0
Ethyl acrylate	Qua2		0.2605		25.8	20.0	28.9*	20.0
Methylcyclohexane	Ave	0.2911	0.3034	0.1000	20.8	20.0	4.2	50.0
1,2-Dichloropropane	Ave	0.2145	0.2299	0.1000	21.4	20.0	7.2	20.0
Dibromomethane	Ave	0.1367	0.1305		19.1	20.0	-4.5	20.0
1,4-Dioxane	Ave	1.045	1.063		407	400	1.7	50.0
Methyl methacrylate	Ave	0.0605	0.0613		40.5	40.0	1.2	20.0
n-Propyl acetate	Ave	0.2110	0.2661		25.2	20.0	26.1*	20.0
Dichlorobromomethane	Ave	0.2880	0.2775	0.2000	19.3	20.0	-3.6	20.0
2-Nitropropane	Qua2		0.0302		50.4	40.0	26.1*	20.0
2-Chloroethyl vinyl ether	QuaF		0.1252		18.5	20.0	-7.8	20.0
Epichlorohydrin	Ave	0.2594	0.2613		403	400	0.7	20.0
cis-1,3-Dichloropropene	Ave	0.4030	0.4114	0.2000	20.4	20.0	2.1	50.0
4-Methyl-2-pentanone (MIBK)	Ave	2.752	2.929	0.0500	106	100	6.5	50.0
Toluene	Ave	1.249	1.282	0.4000	20.5	20.0	2.6	20.0
trans-1,3-Dichloropropene	Qua2		0.3513	0.1000	20.6	20.0	2.9	20.0
Ethyl methacrylate	Ave	0.3108	0.3219		20.7	20.0	3.6	20.0
1,1,2-Trichloroethane	Ave	0.2185	0.2123	0.1000	19.4	20.0	-2.8	20.0
Tetrachloroethene	Ave	0.3142	0.3157	0.2000	20.1	20.0	0.5	20.0
1,3-Dichloropropane	Ave	0.4312	0.4462		20.7	20.0	3.5	20.0
2-Hexanone	Ave	1.937	2.087	0.0500	108	100	7.7	50.0
Chlorodibromomethane	Ave	0.2821	0.2747	0.1000	19.5	20.0	-2.6	50.0
Ethylene Dibromide	Ave	0.2732	0.2742	0.1000	20.1	20.0	0.4	20.0
n-Butyl acetate	Ave	0.2949	0.3519		23.9	20.0	19.3	20.0
Chlorobenzene	Ave	0.8669	0.8719	0.5000	20.1	20.0	0.6	20.0

FORM VII
GC/MS VOA CONTINUING CALIBRATION DATA

Lab Name: Eurofins TestAmerica, Edison Job No.: 460-210538-1

SDG No.:

Lab Sample ID: CCVIS 460-700149/2 Calibration Date: 06/09/2020 18:12

Instrument ID: CVOAMS12 Calib Start Date: 05/08/2020 16:24

GC Column: DB-624 ID: 0.18(mm) Calib End Date: 05/08/2020 18:59

Lab File ID: O58926.D Conc. Units: ug/L Heated Purge: (Y/N) N

ANALYTE	CURVE TYPE	AVE RRF	RRF	MIN RRF	CALC AMOUNT	SPIKE AMOUNT	%D	MAX %D
1,1,1,2-Tetrachloroethane	Ave	0.2795	0.2687		19.2	20.0	-3.9	20.0
Ethylbenzene	Ave	0.4732	0.4623	0.1000	19.5	20.0	-2.3	20.0
m-Xylene & p-Xylene	Ave	0.5815	0.5857	0.1000	20.1	20.0	0.7	20.0
o-Xylene	Ave	0.5710	0.5664	0.3000	19.8	20.0	-0.8	20.0
Styrene	Ave	0.9667	0.9894	0.3000	20.5	20.0	2.3	20.0
n-Butyl acrylate	QuaF		0.1913		16.8	20.0	-16.0	20.0
Bromoform	Qua2		0.1777	0.1000	21.5	20.0	7.7	20.0
Amyl acetate (mixed isomers)	Qua2		0.6969		21.5	20.0	7.4	20.0
Isopropylbenzene	Ave	1.331	1.324	0.1000	19.9	20.0	-0.6	20.0
Bromobenzene	Ave	0.7164	0.6981		19.5	20.0	-2.6	20.0
1,1,2,2-Tetrachloroethane	Ave	0.6130	0.6306	0.3000	20.6	20.0	2.9	20.0
1,2,3-Trichloropropane	Ave	0.2041	0.1859		18.2	20.0	-8.9	20.0
trans-1,4-Dichloro-2-butene	QuaF		0.1244		20.2	20.0	0.9	20.0
N-Propylbenzene	Ave	2.492	2.416		19.4	20.0	-3.0	20.0
2-Chlorotoluene	Ave	1.847	1.794		19.4	20.0	-2.8	20.0
4-Ethyltoluene	Ave	2.105	2.084		19.8	20.0	-1.0	20.0
4-Chlorotoluene	Ave	1.688	1.664		19.7	20.0	-1.5	20.0
1,3,5-Trimethylbenzene	Ave	1.685	1.657		19.7	20.0	-1.7	20.0
Butyl Methacrylate	QuaF		0.5261		13.7	20.0	-31.4*	20.0
tert-Butylbenzene	Ave	1.493	1.416		19.0	20.0	-5.1	20.0
1,2,4-Trimethylbenzene	Ave	1.617	1.617		20.0	20.0	0.0	20.0
sec-Butylbenzene	Ave	1.921	1.900		19.8	20.0	-1.1	20.0
1,3-Dichlorobenzene	Ave	1.260	1.259	0.6000	20.0	20.0	-0.0	20.0
1,4-Dichlorobenzene	Ave	1.278	1.263	0.5000	19.8	20.0	-1.2	20.0
4-Isopropyltoluene	Ave	1.554	1.517		19.5	20.0	-2.4	20.0
1,2,3-Trimethylbenzene	Ave	1.660	1.700		20.5	20.0	2.4	20.0
Benzyl chloride	QuaF		0.1451		14.8	20.0	-25.8	50.0
Indan	Ave	2.155	2.125		19.7	20.0	-1.4	20.0
1,2-Dichlorobenzene	Ave	1.241	1.235	0.4000	19.9	20.0	-0.5	20.0
p-Diethylbenzene	Ave	0.7286	0.7571		20.8	20.0	3.9	20.0
n-Butylbenzene	Ave	0.6298	0.6329		20.1	20.0	0.5	20.0
1,2-Dibromo-3-Chloropropane	Ave	0.1168	0.1293	0.0500	22.1	20.0	10.7	50.0
1,2,4,5-Tetramethylbenzene	Ave	1.415	1.636		23.1	20.0	15.6	20.0
1,3,5-Trichlorobenzene	Ave	0.5365	0.6249		23.3	20.0	16.5	20.0
1,2,4-Trichlorobenzene	Ave	0.5048	0.6083	0.2000	24.1	20.0	20.5*	20.0
Hexachlorobutadiene	Ave	0.2021	0.2080		20.6	20.0	2.9	20.0
Naphthalene	Qua2		1.690		24.4	20.0	21.8	50.0
1,2,3-Trichlorobenzene	Ave	0.4980	0.5762		23.1	20.0	15.7	20.0
Dibromofluoromethane (Surr)	Ave	0.2329	0.2238		48.1	50.0	-3.9	20.0
1,2-Dichloroethane-d4 (Surr)	Ave	0.2297	0.2241		48.8	50.0	-2.5	20.0
Toluene-d8 (Surr)	Ave	1.214	1.161		47.8	50.0	-4.4	20.0

FORM VII
GC/MS VOA CONTINUING CALIBRATION DATA

Lab Name: Eurofins TestAmerica, Edison Job No.: 460-210538-1

SDG No.:

Lab Sample ID: CCVIS 460-700149/2 Calibration Date: 06/09/2020 18:12

Instrument ID: CVOAMS12 Calib Start Date: 05/08/2020 16:24

GC Column: DB-624 ID: 0.18(mm) Calib End Date: 05/08/2020 18:59

Lab File ID: O58926.D Conc. Units: ug/L Heated Purge: (Y/N) N

ANALYTE	CURVE TYPE	AVE RRF	RRF	MIN RRF	CALC AMOUNT	SPIKE AMOUNT	%D	MAX %D
4-Bromofluorobenzene	Ave	0.4113	0.4164		50.6	50.0	1.2	20.0

FORM VII
GC/MS VOA CONTINUING CALIBRATION DATA

Lab Name: Eurofins TestAmerica, Edison Job No.: 460-210538-1

SDG No.:

Lab Sample ID: CCVIS 460-700303/3 Calibration Date: 06/10/2020 10:25

Instrument ID: CVOAMS12 Calib Start Date: 05/08/2020 16:24

GC Column: DB-624 ID: 0.18(mm) Calib End Date: 05/08/2020 18:59

Lab File ID: O58954.D Conc. Units: ug/L Heated Purge: (Y/N) N

ANALYTE	CURVE TYPE	AVE RRF	RRF	MIN RRF	CALC AMOUNT	SPIKE AMOUNT	%D	MAX %D
Dichlorodifluoromethane	Ave	0.3396	0.2861	0.1000	16.9	20.0	-15.7	20.0
Chloromethane	Ave	0.1994	0.1953	0.1000	19.6	20.0	-2.1	20.0
Vinyl chloride	Ave	0.2536	0.2723	0.1000	21.5	20.0	7.4	20.0
Butadiene	Ave	0.1906	0.2160		22.7	20.0	13.3	20.0
Bromomethane	QuaF		0.1526	0.1000	18.2	20.0	-8.9	50.0
Chloroethane	Ave	0.2015	0.2170	0.1000	21.5	20.0	7.7	50.0
Dichlorofluoromethane	Ave	0.4512	0.4468		19.8	20.0	-1.0	20.0
Trichlorofluoromethane	Ave	0.3804	0.3603	0.1000	18.9	20.0	-5.3	20.0
Pentane	Ave	0.0379	0.0445		46.9	40.0	17.3	20.0
Ethanol	Lin2		0.0829		880	800	10.0	50.0
Ethyl ether	Ave	0.1632	0.1714		21.0	20.0	5.0	20.0
2-Methyl-1,3-butadiene	Ave	0.1810	0.2140		23.6	20.0	18.2	20.0
Acrolein	QuaF		1.424		82.6	40.0	106.4*	50.0
1,1-Dichloroethene	Ave	0.2090	0.2269	0.1000	21.7	20.0	8.5	20.0
1,1,2-Trichloro-1,2,2-trifluoroethane	Ave	0.2221	0.2538	0.1000	22.9	20.0	14.3	20.0
Acetone	Ave	0.2325	0.2199	0.0500	94.6	100	-5.4	50.0
Iodomethane	QuaF		0.0556		8.37	20.0	-58.2*	20.0
Isopropyl alcohol	Ave	0.5485	0.5468		199	200	-0.3	50.0
Carbon disulfide	Ave	0.6313	0.7395	0.1000	23.4	20.0	17.1	50.0
Acetonitrile	Lin2		0.5695		198	200	-1.0	20.0
Allyl chloride	QuaF		0.1589		15.2	20.0	-23.8*	20.0
Methyl acetate	Ave	1.782	1.494	0.1000	33.5	40.0	-16.2	20.0
Cyclopentene	Ave	0.4772	0.5686		23.8	20.0	19.1	20.0
Methylene Chloride	Ave	0.2696	0.2997	0.1000	22.2	20.0	11.2	20.0
2-Methyl-2-propanol	Qua2		0.9357		189	200	-5.6	50.0
Acrylonitrile	Ave	0.0471	0.0600		254	200	27.2*	20.0
trans-1,2-Dichloroethene	Ave	0.2410	0.2632	0.1000	21.8	20.0	9.2	20.0
Methyl tert-butyl ether	Ave	0.6289	0.6808	0.1000	21.6	20.0	8.2	20.0
Hexane	Ave	0.2236	0.2632		23.5	20.0	17.7	20.0
1,1-Dichloroethane	Ave	0.3751	0.4167	0.2000	22.2	20.0	11.1	20.0
Vinyl acetate	Ave	0.7384	0.7715		41.8	40.0	4.5	20.0
2-Chloro-1,3-butadiene	Ave	0.2360	0.2610		22.1	20.0	10.6	20.0
Isopropyl ether	Ave	0.6376	0.7761		24.3	20.0	21.7*	20.0
Tert-butyl ethyl ether	Ave	0.5498	0.5848		21.3	20.0	6.4	20.0
2,2-Dichloropropane	Ave	0.0625	0.0613		19.6	20.0	-1.9	20.0
cis-1,2-Dichloroethene	Ave	0.2437	0.2361	0.1000	19.4	20.0	-3.1	20.0
2-Butanone (MEK)	Ave	0.3578	0.3201	0.0500	89.5	100	-10.5	50.0
Propionitrile	Ave	0.2766	0.2636		191	200	-4.7	20.0
Ethyl acetate	Ave	0.3054	0.2797		36.6	40.0	-8.4	20.0
Methyl acrylate	Ave	0.1560	0.1678		21.5	20.0	7.6	20.0

FORM VII
GC/MS VOA CONTINUING CALIBRATION DATA

Lab Name: Eurofins TestAmerica, Edison Job No.: 460-210538-1

SDG No.:

Lab Sample ID: CCVIS 460-700303/3 Calibration Date: 06/10/2020 10:25

Instrument ID: CVOAMS12 Calib Start Date: 05/08/2020 16:24

GC Column: DB-624 ID: 0.18(mm) Calib End Date: 05/08/2020 18:59

Lab File ID: O58954.D Conc. Units: ug/L Heated Purge: (Y/N) N

ANALYTE	CURVE TYPE	AVE RRF	RRF	MIN RRF	CALC AMOUNT	SPIKE AMOUNT	%D	MAX %D
Chlorobromomethane	Ave	0.1287	0.1207		18.8	20.0	-6.2	20.0
Methacrylonitrile	Ave	0.0666	0.0700		210	200	5.1	20.0
Tetrahydrofuran	Ave	0.6626	0.6701		40.5	40.0	1.1	20.0
Chloroform	Ave	0.3778	0.3653	0.2000	19.3	20.0	-3.3	20.0
1,1,1-Trichloroethane	Ave	0.3216	0.3181	0.1000	19.8	20.0	-1.1	20.0
Cyclohexane	Ave	0.3018	0.3067	0.1000	20.3	20.0	1.6	50.0
1,1-Dichloropropene	Ave	0.2999	0.3004		20.0	20.0	0.2	20.0
Carbon tetrachloride	Ave	0.2661	0.2429	0.1000	18.3	20.0	-8.7	20.0
Isobutyl alcohol	Ave	0.3440	0.3638		529	500	5.8	50.0
Benzene	Ave	1.058	1.074	0.5000	20.3	20.0	1.5	20.0
1,2-Dichloroethane	Ave	0.2815	0.2511	0.1000	17.8	20.0	-10.8	20.0
2,2,4-Trimethylpentane	Ave	0.3529	0.3837		21.7	20.0	8.7	20.0
Isopropyl acetate	Ave	0.0669	0.0695		20.8	20.0	4.0	20.0
Tert-amyl methyl ether	Ave	0.6028	0.6037		20.0	20.0	0.1	20.0
n-Heptane	Ave	0.1334	0.1550		23.2	20.0	16.2	20.0
n-Butanol	Ave	0.2889	0.2824		489	500	-2.3	50.0
Trichloroethene	Ave	0.2465	0.2349	0.2000	19.1	20.0	-4.7	20.0
Ethyl acrylate	Qua2		0.2351		23.3	20.0	16.7	20.0
Methylcyclohexane	Ave	0.2911	0.2882	0.1000	19.8	20.0	-1.0	50.0
1,2-Dichloropropane	Ave	0.2145	0.2303	0.1000	21.5	20.0	7.4	20.0
Dibromomethane	Ave	0.1367	0.1323		19.4	20.0	-3.2	20.0
1,4-Dioxane	Ave	1.045	1.008		386	400	-3.5	50.0
Methyl methacrylate	Ave	0.0605	0.0625		41.3	40.0	3.2	20.0
n-Propyl acetate	Ave	0.2110	0.2523		23.9	20.0	19.6	20.0
Dichlorobromomethane	Ave	0.2880	0.2786	0.2000	19.3	20.0	-3.3	20.0
2-Nitropropane	Qua2		0.0289		48.4	40.0	21.0*	20.0
2-Chloroethyl vinyl ether	QuaF		0.1232		18.2	20.0	-9.3	20.0
Epichlorohydrin	Ave	0.2594	0.2515		388	400	-3.0	20.0
cis-1,3-Dichloropropene	Ave	0.4030	0.4067	0.2000	20.2	20.0	0.9	50.0
4-Methyl-2-pentanone (MIBK)	Ave	2.752	2.795	0.0500	102	100	1.6	50.0
Toluene	Ave	1.249	1.239	0.4000	19.8	20.0	-0.9	20.0
trans-1,3-Dichloropropene	Qua2		0.3288	0.1000	19.3	20.0	-3.6	20.0
Ethyl methacrylate	Ave	0.3108	0.3160		20.3	20.0	1.7	20.0
1,1,2-Trichloroethane	Ave	0.2185	0.2131	0.1000	19.5	20.0	-2.5	20.0
Tetrachloroethene	Ave	0.3142	0.3069	0.2000	19.5	20.0	-2.3	20.0
1,3-Dichloropropane	Ave	0.4312	0.4292		19.9	20.0	-0.4	20.0
2-Hexanone	Ave	1.937	1.981	0.0500	102	100	2.2	50.0
Chlorodibromomethane	Ave	0.2821	0.2580	0.1000	18.3	20.0	-8.6	50.0
Ethylene Dibromide	Ave	0.2732	0.2655	0.1000	19.4	20.0	-2.8	20.0
n-Butyl acetate	Ave	0.2949	0.3384		23.0	20.0	14.8	20.0
Chlorobenzene	Ave	0.8669	0.8429	0.5000	19.4	20.0	-2.8	20.0

FORM VII
GC/MS VOA CONTINUING CALIBRATION DATA

Lab Name: Eurofins TestAmerica, Edison Job No.: 460-210538-1

SDG No.:

Lab Sample ID: CCVIS 460-700303/3 Calibration Date: 06/10/2020 10:25

Instrument ID: CVOAMS12 Calib Start Date: 05/08/2020 16:24

GC Column: DB-624 ID: 0.18(mm) Calib End Date: 05/08/2020 18:59

Lab File ID: O58954.D Conc. Units: ug/L Heated Purge: (Y/N) N

ANALYTE	CURVE TYPE	AVE RRF	RRF	MIN RRF	CALC AMOUNT	SPIKE AMOUNT	%D	MAX %D
1,1,1,2-Tetrachloroethane	Ave	0.2795	0.2566		18.4	20.0	-8.2	20.0
Ethylbenzene	Ave	0.4732	0.4535	0.1000	19.2	20.0	-4.2	20.0
m-Xylene & p-Xylene	Ave	0.5815	0.5535	0.1000	19.0	20.0	-4.8	20.0
o-Xylene	Ave	0.5710	0.5461	0.3000	19.1	20.0	-4.4	20.0
Styrene	Ave	0.9667	0.9341	0.3000	19.3	20.0	-3.4	20.0
n-Butyl acrylate	QuaF		0.1765		15.5	20.0	-22.5*	20.0
Bromoform	Qua2		0.1658	0.1000	20.1	20.0	0.6	20.0
Amyl acetate (mixed isomers)	Qua2		0.6845		21.1	20.0	5.5	20.0
Isopropylbenzene	Ave	1.331	1.284	0.1000	19.3	20.0	-3.5	20.0
Bromobenzene	Ave	0.7164	0.7123		19.9	20.0	-0.6	20.0
1,1,2,2-Tetrachloroethane	Ave	0.6130	0.6438	0.3000	21.0	20.0	5.0	20.0
1,2,3-Trichloropropane	Ave	0.2041	0.1842		18.1	20.0	-9.7	20.0
trans-1,4-Dichloro-2-butene	QuaF		0.1248		20.2	20.0	1.2	20.0
N-Propylbenzene	Ave	2.492	2.383		19.1	20.0	-4.4	20.0
2-Chlorotoluene	Ave	1.847	1.763		19.1	20.0	-4.5	20.0
4-Ethyltoluene	Ave	2.105	2.065		19.6	20.0	-1.9	20.0
4-Chlorotoluene	Ave	1.688	1.676		19.8	20.0	-0.8	20.0
1,3,5-Trimethylbenzene	Ave	1.685	1.652		19.6	20.0	-2.0	20.0
Butyl Methacrylate	QuaF		0.5134		13.4	20.0	-33.0*	20.0
tert-Butylbenzene	Ave	1.493	1.397		18.7	20.0	-6.4	20.0
1,2,4-Trimethylbenzene	Ave	1.617	1.601		19.8	20.0	-1.0	20.0
sec-Butylbenzene	Ave	1.921	1.832		19.1	20.0	-4.6	20.0
1,3-Dichlorobenzene	Ave	1.260	1.233	0.6000	19.6	20.0	-2.1	20.0
1,4-Dichlorobenzene	Ave	1.278	1.248	0.5000	19.5	20.0	-2.3	20.0
4-Isopropyltoluene	Ave	1.554	1.488		19.1	20.0	-4.3	20.0
1,2,3-Trimethylbenzene	Ave	1.660	1.717		20.7	20.0	3.4	20.0
Benzyl chloride	QuaF		0.1385		14.2	20.0	-29.1	50.0
Indan	Ave	2.155	2.140		19.9	20.0	-0.7	20.0
1,2-Dichlorobenzene	Ave	1.241	1.240	0.4000	20.0	20.0	-0.0	20.0
p-Diethylbenzene	Ave	0.7286	0.7331		20.1	20.0	0.6	20.0
n-Butylbenzene	Ave	0.6298	0.6124		19.4	20.0	-2.8	20.0
1,2-Dibromo-3-Chloropropane	Ave	0.1168	0.1323	0.0500	22.6	20.0	13.2	50.0
1,2,4,5-Tetramethylbenzene	Ave	1.415	1.693		23.9	20.0	19.7	20.0
1,3,5-Trichlorobenzene	Ave	0.5365	0.6230		23.2	20.0	16.1	20.0
1,2,4-Trichlorobenzene	Ave	0.5048	0.6113	0.2000	24.2	20.0	21.1*	20.0
Hexachlorobutadiene	Ave	0.2021	0.1913		18.9	20.0	-5.4	20.0
Naphthalene	Qua2		1.691		24.4	20.0	21.9	50.0
1,2,3-Trichlorobenzene	Ave	0.4980	0.5740		23.1	20.0	15.3	20.0
Dibromofluoromethane (Surr)	Ave	0.2329	0.2261		48.5	50.0	-2.9	20.0
1,2-Dichloroethane-d4 (Surr)	Ave	0.2297	0.2215		48.2	50.0	-3.6	20.0
Toluene-d8 (Surr)	Ave	1.214	1.171		48.2	50.0	-3.5	20.0

FORM VII
GC/MS VOA CONTINUING CALIBRATION DATA

Lab Name: Eurofins TestAmerica, Edison Job No.: 460-210538-1

SDG No.:

Lab Sample ID: CCVIS 460-700303/3 Calibration Date: 06/10/2020 10:25

Instrument ID: CVOAMS12 Calib Start Date: 05/08/2020 16:24

GC Column: DB-624 ID: 0.18(mm) Calib End Date: 05/08/2020 18:59

Lab File ID: O58954.D Conc. Units: ug/L Heated Purge: (Y/N) N

ANALYTE	CURVE TYPE	AVE RRF	RRF	MIN RRF	CALC AMOUNT	SPIKE AMOUNT	%D	MAX %D
4-Bromofluorobenzene	Ave	0.4113	0.4205		51.1	50.0	2.2	20.0

FORM II
GC/MS SEMI VOA SURROGATE RECOVERY

Lab Name: Eurofins TestAmerica, Edison Job No.: 460-210538-1

SDG No.:

Matrix: Water Level: Low

GC Column (1): Rtxi-5Sil M ID: 0.25(mm)

Client Sample ID	Lab Sample ID	2FP #	PHL #	NBZ #	FBP #	TBP #	TPHL #
MW-38I	460-210538-1	56	33	116	92	84	78
MW-38D	460-210538-2	68	45	133	104	94	89
MW-11S	460-210538-3	61	40	125	102	94	96
MW-11I	460-210538-4	61	40	129	101	96	82
MW-15S	460-210538-5	60	39	125	100	98	99
GW-15	460-210538-6	64	43	133	108	100	108
FB060420	460-210538-7	52	34	115	92	85	100
GW-12	460-210538-8	56	37	118	93	88	86
MW-12S	460-210538-9	62	41	128	104	100	105
MW-52S	460-210538-10	61	39	129	105	98	104
MW-52I	460-210538-11	64	44	121	120	134	114
GW-6R	460-210538-12	63	43	123	122	135	113
FB060520	460-210538-13	70	49	130	129 X	146	155 X
	MB 460-700042/1-A	64	43	129	108	99	126
	MB 460-700045/1-A	49	32	95	92	107	118
	LCS 460-700042/2-A	49	33	95	74	73	86
	LCS 460-700045/2-A	46	30	91	91	108	114
	LCSD 460-700042/3-A	58	38	108	83	79	99
	LCSD 460-700045/3-A	46	30	93	93	109	115
	460-210532-I-8-A MS	61	41	132	104	99	113
	460-210532-H-8-A MSD	62	40	127	103	96	109

	QC LIMITS
2FP = 2-Fluorophenol (Surr)	18-72
PHL = Phenol-d5 (Surr)	10-50
NBZ = Nitrobenzene-d5 (Surr)	46-137
FBP = 2-Fluorobiphenyl	42-127
TBP = 2,4,6-Tribromophenol (Surr)	36-159
TPHL = Terphenyl-d14 (Surr)	39-150

Column to be used to flag recovery values

FORM II 8270D

FORM III
GC/MS SEMI VOA LAB CONTROL SAMPLE RECOVERY

Lab Name: Eurofins TestAmerica, Edison Job No.: 460-210538-1

SDG No.:

Matrix: Water Level: Low Lab File ID: P089567.D

Lab ID: LCS 460-700042/2-A Client ID:

COMPOUND	SPIKE ADDED (ug/L)	LCS CONCENTRATION (ug/L)	LCS % REC	QC LIMITS REC	#
1,1'-Biphenyl	80.0	61.4	77	59-102	
1,2,4,5-Tetrachlorobenzene	80.0	50.8	64	48-109	
2,2'-oxybis[1-chloropropane]	80.0	141	176	38-124	*
2,3,4,6-Tetrachlorophenol	80.0	53.0	66	64-123	
2,4,5-Trichlorophenol	80.0	56.0	70	64-110	
2,4,6-Trichlorophenol	80.0	56.6	71	64-115	
2,4-Dichlorophenol	80.0	55.9	70	65-107	
2,4-Dimethylphenol	80.0	59.3	74	59-101	
2,4-Dinitrophenol	160	140	88	36-150	
2,4-Dinitrotoluene	80.0	69.6	87	63-122	
2,6-Dinitrotoluene	80.0	66.3	83	71-118	
2-Chloronaphthalene	80.0	60.6	76	57-102	
2-Chlorophenol	80.0	55.2	69	57-93	
2-Methylnaphthalene	80.0	58.6	73	57-103	
2-Methylphenol	80.0	52.2	65	45-86	
2-Nitroaniline	80.0	101	126	54-123	*
2-Nitrophenol	80.0	61.9	77	60-126	
3,3'-Dichlorobenzidine	80.0	67.8	85	59-125	
3-Nitroaniline	80.0	64.5	81	57-110	
4,6-Dinitro-2-methylphenol	160	133	83	69-149	
4-Bromophenyl phenyl ether	80.0	63.2	79	65-115	
4-Chloro-3-methylphenol	80.0	63.1	79	60-107	
4-Chloroaniline	80.0	59.2	74	43-105	
4-Chlorophenyl phenyl ether	80.0	56.9	71	60-113	
4-Methylphenol	80.0	42.6	53	37-86	
4-Nitroaniline	80.0	69.8	87	52-122	
4-Nitrophenol	160	77.3	48	17-61	
Acenaphthene	80.0	61.2	76	54-108	
Acenaphthylene	80.0	66.0	82	64-102	
Acetophenone	80.0	68.6	86	65-109	
Anthracene	80.0	68.2	85	69-110	
Atrazine	40.0	52.3	131	10-150	
Benzaldehyde	40.0	55.1	138	47-134	*
Benzo[a]anthracene	80.0	66.0	83	71-114	
Benzo[a]pyrene	80.0	67.0	84	67-106	
Benzo[b]fluoranthene	80.0	67.3	84	65-113	
Benzo[g,h,i]perylene	80.0	66.9	84	48-145	
Benzo[k]fluoranthene	80.0	66.5	83	66-116	
Bis(2-chloroethoxy)methane	80.0	69.9	87	64-114	
Bis(2-chloroethyl)ether	80.0	69.8	87	57-112	
Bis(2-ethylhexyl) phthalate	80.0	89.8	112	60-135	
Butyl benzyl phthalate	80.0	83.0	104	63-126	

Column to be used to flag recovery and RPD values

FORM III 8270D

FORM III
GC/MS SEMI VOA LAB CONTROL SAMPLE RECOVERY

Lab Name: Eurofins TestAmerica, Edison Job No.: 460-210538-1

SDG No.:

Matrix: Water Level: Low Lab File ID: P089567.D

Lab ID: LCS 460-700042/2-A Client ID:

COMPOUND	SPIKE ADDED (ug/L)	LCS CONCENTRATION (ug/L)	LCS % REC	QC LIMITS REC	#
Caprolactam	40.0	16.4	41	10-60	
Carbazole	80.0	71.4	89	68-113	
Chrysene	80.0	63.2	79	74-122	
Dibenz(a,h)anthracene	80.0	71.4	89	57-144	
Dibenzofuran	80.0	61.0	76	65-104	
Diethyl phthalate	80.0	68.2	85	65-105	
Dimethyl phthalate	80.0	64.7	81	68-105	
Di-n-butyl phthalate	80.0	80.4	101	66-113	
Di-n-octyl phthalate	80.0	85.8	107	40-133	
Fluoranthene	80.0	67.4	84	66-116	
Fluorene	80.0	62.7	78	64-108	
Hexachlorobenzene	80.0	55.7	70	59-129	
Hexachlorobutadiene	80.0	35.5	44	33-98	
Hexachlorocyclopentadiene	80.0	36.3	45	14-97	
Hexachloroethane	80.0	45.8	57	27-94	
Indeno[1,2,3-cd]pyrene	80.0	69.7	87	55-139	
Isophorone	80.0	77.5	97	64-113	
Naphthalene	80.0	64.1	80	56-99	
Nitrobenzene	80.0	67.9	85	67-109	
N-Nitrosodi-n-propylamine	80.0	73.4	92	60-111	
N-Nitrosodiphenylamine	80.0	66.1	83	67-110	
Pentachlorophenol	160	128	80	57-135	
Phenanthrene	80.0	65.9	82	69-108	
Phenol	80.0	29.1	36	20-53	
Pyrene	80.0	64.1	80	66-121	

Column to be used to flag recovery and RPD values

FORM III 8270D

FORM III
GC/MS SEMI VOA LAB CONTROL SAMPLE RECOVERY

Lab Name: Eurofins TestAmerica, Edison Job No.: 460-210538-1

SDG No.:

Matrix: Water Level: Low Lab File ID: M133189.D

Lab ID: LCS 460-700045/2-A Client ID:

COMPOUND	SPIKE ADDED (ug/L)	LCS CONCENTRATION (ug/L)	LCS % REC	QC LIMITS REC	#
1,1'-Biphenyl	80.0	68.8	86	59-102	
1,2,4,5-Tetrachlorobenzene	80.0	68.1	85	48-109	
2,2'-oxybis[1-chloropropane]	80.0	61.7	77	38-124	
2,3,4,6-Tetrachlorophenol	80.0	74.1	93	64-123	
2,4,5-Trichlorophenol	80.0	71.3	89	64-110	
2,4,6-Trichlorophenol	80.0	75.9	95	64-115	
2,4-Dichlorophenol	80.0	68.3	85	65-107	
2,4-Dimethylphenol	80.0	62.8	79	59-101	
2,4-Dinitrophenol	160	160	100	36-150	
2,4-Dinitrotoluene	80.0	78.1	98	63-122	
2,6-Dinitrotoluene	80.0	77.7	97	71-118	
2-Chloronaphthalene	80.0	69.7	87	57-102	
2-Chlorophenol	80.0	60.3	75	57-93	
2-Methylnaphthalene	80.0	68.2	85	57-103	
2-Methylphenol	80.0	49.5	62	45-86	
2-Nitroaniline	80.0	59.1	74	54-123	
2-Nitrophenol	80.0	70.8	88	60-126	
3,3'-Dichlorobenzidine	80.0	77.2	97	59-125	
3-Nitroaniline	80.0	68.2	85	57-110	
4,6-Dinitro-2-methylphenol	160	159	100	69-149	
4-Bromophenyl phenyl ether	80.0	77.1	96	65-115	
4-Chloro-3-methylphenol	80.0	62.1	78	60-107	
4-Chloroaniline	80.0	64.7	81	43-105	
4-Chlorophenyl phenyl ether	80.0	71.2	89	60-113	
4-Methylphenol	80.0	43.4	54	37-86	
4-Nitroaniline	80.0	70.7	88	52-122	
4-Nitrophenol	160	56.3	35	17-61	
Acenaphthene	80.0	67.7	85	54-108	
Acenaphthylene	80.0	71.1	89	64-102	
Acetophenone	80.0	65.2	81	65-109	
Anthracene	80.0	72.2	90	69-110	
Atrazine	40.0	63.2	158	10-150	*
Benzaldehyde	40.0	52.3	131	47-134	
Benzo[a]anthracene	80.0	74.6	93	71-114	
Benzo[a]pyrene	80.0	79.0	99	67-106	
Benzo[b]fluoranthene	80.0	81.1	101	65-113	
Benzo[g,h,i]perylene	80.0	69.4	87	48-145	
Benzo[k]fluoranthene	80.0	80.5	101	66-116	
Bis(2-chloroethoxy)methane	80.0	67.0	84	64-114	
Bis(2-chloroethyl)ether	80.0	68.2	85	57-112	
Bis(2-ethylhexyl) phthalate	80.0	78.1	98	60-135	
Butyl benzyl phthalate	80.0	78.4	98	63-126	

Column to be used to flag recovery and RPD values

FORM III 8270D

FORM III
GC/MS SEMI VOA LAB CONTROL SAMPLE RECOVERY

Lab Name: Eurofins TestAmerica, Edison Job No.: 460-210538-1

SDG No.:

Matrix: Water Level: Low Lab File ID: M133189.D

Lab ID: LCS 460-700045/2-A Client ID:

COMPOUND	SPIKE ADDED (ug/L)	LCS CONCENTRATION (ug/L)	LCS % REC	QC LIMITS REC	#
Caprolactam	40.0	13.9	35	10-60	
Carbazole	80.0	71.8	90	68-113	
Chrysene	80.0	75.1	94	74-122	
Dibenz(a,h)anthracene	80.0	74.6	93	57-144	
Dibenzofuran	80.0	70.2	88	65-104	
Diethyl phthalate	80.0	72.4	90	65-105	
Dimethyl phthalate	80.0	72.4	91	68-105	
Di-n-butyl phthalate	80.0	75.7	95	66-113	
Di-n-octyl phthalate	80.0	83.6	104	40-133	
Fluoranthene	80.0	76.2	95	66-116	
Fluorene	80.0	70.1	88	64-108	
Hexachlorobenzene	80.0	73.6	92	59-129	
Hexachlorobutadiene	80.0	50.8	63	33-98	
Hexachlorocyclopentadiene	80.0	48.9	61	14-97	
Hexachloroethane	80.0	51.4	64	27-94	
Indeno[1,2,3-cd]pyrene	80.0	72.8	91	55-139	
Isophorone	80.0	70.9	89	64-113	
Naphthalene	80.0	68.6	86	56-99	
Nitrobenzene	80.0	66.2	83	67-109	
N-Nitrosodi-n-propylamine	80.0	66.6	83	60-111	
N-Nitrosodiphenylamine	80.0	72.1	90	67-110	
Pentachlorophenol	160	163	102	57-135	
Phenanthrene	80.0	71.3	89	69-108	
Phenol	80.0	21.1	26	20-53	
Pyrene	80.0	73.9	92	66-121	

Column to be used to flag recovery and RPD values

FORM III 8270D

FORM III
GC/MS SEMI VOA LAB CONTROL SAMPLE DUPLICATE RECOVERY

Lab Name: Eurofins TestAmerica, Edison Job No.: 460-210538-1

SDG No.:

Matrix: Water Level: Low Lab File ID: P089566.D

Lab ID: LCSD 460-700042/3-A Client ID:

COMPOUND	SPIKE ADDED (ug/L)	LCSD CONCENTRATION (ug/L)	LCSD % REC	% RPD	QC LIMITS RPD	QC LIMITS REC	#
1,1'-Biphenyl	80.0	70.0	87	13	30	59-102	
1,2,4,5-Tetrachlorobenzene	80.0	58.2	73	13	30	48-109	
2,2'-oxybis[1-chloropropane]	80.0	166	207	16	30	38-124	*
2,3,4,6-Tetrachlorophenol	80.0	63.0	79	17	30	64-123	
2,4,5-Trichlorophenol	80.0	65.6	82	16	30	64-110	
2,4,6-Trichlorophenol	80.0	63.5	79	11	30	64-115	
2,4-Dichlorophenol	80.0	63.3	79	13	30	65-107	
2,4-Dimethylphenol	80.0	67.5	84	13	30	59-101	
2,4-Dinitrophenol	160	159	99	13	30	36-150	
2,4-Dinitrotoluene	80.0	78.8	99	12	30	63-122	
2,6-Dinitrotoluene	80.0	76.7	96	15	30	71-118	
2-Chloronaphthalene	80.0	68.2	85	12	30	57-102	
2-Chlorophenol	80.0	64.9	81	16	30	57-93	
2-Methylnaphthalene	80.0	67.6	85	14	30	57-103	
2-Methylphenol	80.0	61.2	76	16	30	45-86	
2-Nitroaniline	80.0	117	146	15	30	54-123	*
2-Nitrophenol	80.0	70.5	88	13	30	60-126	
3,3'-Dichlorobenzidine	80.0	79.3	99	16	30	59-125	
3-Nitroaniline	80.0	74.2	93	14	30	57-110	
4,6-Dinitro-2-methylphenol	160	155	97	15	30	69-149	
4-Bromophenyl phenyl ether	80.0	68.7	86	8	30	65-115	
4-Chloro-3-methylphenol	80.0	73.1	91	15	30	60-107	
4-Chloroaniline	80.0	68.9	86	15	30	43-105	
4-Chlorophenyl phenyl ether	80.0	64.5	81	13	30	60-113	
4-Methylphenol	80.0	50.8	64	18	30	37-86	
4-Nitroaniline	80.0	78.7	98	12	30	52-122	
4-Nitrophenol	160	92.4	58	18	30	17-61	
Acenaphthene	80.0	70.4	88	14	30	54-108	
Acenaphthylene	80.0	73.9	92	11	30	64-102	
Acetophenone	80.0	79.9	100	15	30	65-109	
Anthracene	80.0	78.8	98	14	30	69-110	
Atrazine	40.0	60.9	152	15	30	10-150	*
Benzaldehyde	40.0	63.9	160	15	30	47-134	*
Benzo[a]anthracene	80.0	76.7	96	15	30	71-114	
Benzo[a]pyrene	80.0	81.6	102	20	30	67-106	
Benzo[b]fluoranthene	80.0	80.1	100	17	30	65-113	
Benzo[g,h,i]perylene	80.0	82.3	103	21	30	48-145	
Benzo[k]fluoranthene	80.0	74.8	93	12	30	66-116	
Bis(2-chloroethoxy)methane	80.0	80.6	101	14	30	64-114	
Bis(2-chloroethyl)ether	80.0	80.5	101	14	30	57-112	
Bis(2-ethylhexyl) phthalate	80.0	101	127	12	30	60-135	
Butyl benzyl phthalate	80.0	94.8	118	13	30	63-126	

Column to be used to flag recovery and RPD values

FORM III 8270D

FORM III
GC/MS SEMI VOA LAB CONTROL SAMPLE DUPLICATE RECOVERY

Lab Name: Eurofins TestAmerica, Edison Job No.: 460-210538-1

SDG No.:

Matrix: Water Level: Low Lab File ID: P089566.D

Lab ID: LCSD 460-700042/3-A Client ID:

COMPOUND	SPIKE ADDED (ug/L)	LCSD CONCENTRATION (ug/L)	LCSD % REC	% RPD	QC LIMITS RPD	QC LIMITS REC	#
Caprolactam	40.0	18.2	46	10	30	10-60	
Carbazole	80.0	81.4	102	13	30	68-113	
Chrysene	80.0	72.8	91	14	30	74-122	
Dibenz(a,h)anthracene	80.0	86.3	108	19	30	57-144	
Dibenzofuran	80.0	71.3	89	15	30	65-104	
Diethyl phthalate	80.0	77.8	97	13	30	65-105	
Dimethyl phthalate	80.0	74.3	93	14	30	68-105	
Di-n-butyl phthalate	80.0	92.4	116	14	30	66-113	*
Di-n-octyl phthalate	80.0	97.8	122	13	30	40-133	
Fluoranthene	80.0	77.6	97	14	30	66-116	
Fluorene	80.0	71.2	89	13	30	64-108	
Hexachlorobenzene	80.0	64.0	80	14	30	59-129	
Hexachlorobutadiene	80.0	41.1	51	15	30	33-98	
Hexachlorocyclopentadiene	80.0	41.7	52	14	30	14-97	
Hexachloroethane	80.0	55.1	69	18	30	27-94	
Indeno[1,2,3-cd]pyrene	80.0	84.9	106	20	30	55-139	
Isophorone	80.0	89.9	112	15	30	64-113	
Naphthalene	80.0	72.7	91	13	30	56-99	
Nitrobenzene	80.0	80.4	100	17	30	67-109	
N-Nitrosodi-n-propylamine	80.0	87.0	109	17	30	60-111	
N-Nitrosodiphenylamine	80.0	77.3	97	16	30	67-110	
Pentachlorophenol	160	139	87	8	30	57-135	
Phenanthrene	80.0	78.6	98	18	30	69-108	
Phenol	80.0	34.4	43	17	30	20-53	
Pyrene	80.0	73.5	92	14	30	66-121	

Column to be used to flag recovery and RPD values

FORM III 8270D

FORM III
GC/MS SEMI VOA LAB CONTROL SAMPLE DUPLICATE RECOVERY

Lab Name: Eurofins TestAmerica, Edison Job No.: 460-210538-1

SDG No.:

Matrix: Water Level: Low Lab File ID: M133190.D

Lab ID: LCSD 460-700045/3-A Client ID:

COMPOUND	SPIKE ADDED (ug/L)	LCSD CONCENTRATION (ug/L)	LCSD % REC	% RPD	QC LIMITS RPD	QC LIMITS REC	#
1,1'-Biphenyl	80.0	70.1	88	2	30	59-102	
1,2,4,5-Tetrachlorobenzene	80.0	68.3	85	0	30	48-109	
2,2'-oxybis[1-chloropropane]	80.0	61.1	76	1	30	38-124	
2,3,4,6-Tetrachlorophenol	80.0	74.5	93	1	30	64-123	
2,4,5-Trichlorophenol	80.0	72.9	91	2	30	64-110	
2,4,6-Trichlorophenol	80.0	76.7	96	1	30	64-115	
2,4-Dichlorophenol	80.0	67.8	85	1	30	65-107	
2,4-Dimethylphenol	80.0	63.0	79	0	30	59-101	
2,4-Dinitrophenol	160	165	103	3	30	36-150	
2,4-Dinitrotoluene	80.0	78.4	98	0	30	63-122	
2,6-Dinitrotoluene	80.0	77.8	97	0	30	71-118	
2-Chloronaphthalene	80.0	70.3	88	1	30	57-102	
2-Chlorophenol	80.0	60.8	76	1	30	57-93	
2-Methylnaphthalene	80.0	67.5	84	1	30	57-103	
2-Methylphenol	80.0	49.4	62	0	30	45-86	
2-Nitroaniline	80.0	59.4	74	1	30	54-123	
2-Nitrophenol	80.0	72.6	91	2	30	60-126	
3,3'-Dichlorobenzidine	80.0	78.0	98	1	30	59-125	
3-Nitroaniline	80.0	69.6	87	2	30	57-110	
4,6-Dinitro-2-methylphenol	160	161	101	1	30	69-149	
4-Bromophenyl phenyl ether	80.0	75.7	95	2	30	65-115	
4-Chloro-3-methylphenol	80.0	61.7	77	1	30	60-107	
4-Chloroaniline	80.0	65.6	82	1	30	43-105	
4-Chlorophenyl phenyl ether	80.0	71.8	90	1	30	60-113	
4-Methylphenol	80.0	43.7	55	1	30	37-86	
4-Nitroaniline	80.0	69.7	87	1	30	52-122	
4-Nitrophenol	160	56.8	36	1	30	17-61	
Acenaphthene	80.0	68.7	86	1	30	54-108	
Acenaphthylene	80.0	72.2	90	2	30	64-102	
Acetophenone	80.0	64.6	81	1	30	65-109	
Anthracene	80.0	71.9	90	0	30	69-110	
Atrazine	40.0	63.7	159	1	30	10-150	*
Benzaldehyde	40.0	52.3	131	0	30	47-134	
Benzo[a]anthracene	80.0	74.4	93	0	30	71-114	
Benzo[a]pyrene	80.0	80.0	100	1	30	67-106	
Benzo[b]fluoranthene	80.0	85.1	106	5	30	65-113	
Benzo[g,h,i]perylene	80.0	70.8	89	2	30	48-145	
Benzo[k]fluoranthene	80.0	81.1	101	1	30	66-116	
Bis(2-chloroethoxy)methane	80.0	67.7	85	1	30	64-114	
Bis(2-chloroethyl)ether	80.0	68.7	86	1	30	57-112	
Bis(2-ethylhexyl) phthalate	80.0	76.9	96	2	30	60-135	
Butyl benzyl phthalate	80.0	77.1	96	2	30	63-126	

Column to be used to flag recovery and RPD values

FORM III 8270D

FORM III
GC/MS SEMI VOA LAB CONTROL SAMPLE DUPLICATE RECOVERY

Lab Name: Eurofins TestAmerica, Edison Job No.: 460-210538-1

SDG No.:

Matrix: Water Level: Low Lab File ID: M133190.D

Lab ID: LCSD 460-700045/3-A Client ID:

COMPOUND	SPIKE ADDED (ug/L)	LCSD CONCENTRATION (ug/L)	LCSD % REC	% RPD	QC LIMITS RPD	QC LIMITS REC	#
Caprolactam	40.0	13.7	34	1	30	10-60	
Carbazole	80.0	72.4	90	1	30	68-113	
Chrysene	80.0	73.4	92	2	30	74-122	
Dibenz(a,h)anthracene	80.0	71.6	89	4	30	57-144	
Dibenzofuran	80.0	70.8	88	1	30	65-104	
Diethyl phthalate	80.0	72.6	91	0	30	65-105	
Dimethyl phthalate	80.0	72.8	91	1	30	68-105	
Di-n-butyl phthalate	80.0	74.9	94	1	30	66-113	
Di-n-octyl phthalate	80.0	82.9	104	1	30	40-133	
Fluoranthene	80.0	75.6	95	1	30	66-116	
Fluorene	80.0	71.2	89	1	30	64-108	
Hexachlorobenzene	80.0	74.8	93	2	30	59-129	
Hexachlorobutadiene	80.0	51.3	64	1	30	33-98	
Hexachlorocyclopentadiene	80.0	50.6	63	3	30	14-97	
Hexachloroethane	80.0	51.5	64	0	30	27-94	
Indeno[1,2,3-cd]pyrene	80.0	73.0	91	0	30	55-139	
Isophorone	80.0	71.6	89	1	30	64-113	
Naphthalene	80.0	68.6	86	0	30	56-99	
Nitrobenzene	80.0	67.0	84	1	30	67-109	
N-Nitrosodi-n-propylamine	80.0	66.0	82	1	30	60-111	
N-Nitrosodiphenylamine	80.0	73.1	91	1	30	67-110	
Pentachlorophenol	160	168	105	2	30	57-135	
Phenanthrene	80.0	71.3	89	0	30	69-108	
Phenol	80.0	21.1	26	0	30	20-53	
Pyrene	80.0	74.2	93	0	30	66-121	

Column to be used to flag recovery and RPD values

FORM III 8270D

FORM VII
GC/MS SEMI VOA CONTINUING CALIBRATION DATA

Lab Name: Eurofins TestAmerica, Edison Job No.: 460-210538-1

SDG No.:

Lab Sample ID: CCVIS 460-700195/2 Calibration Date: 06/10/2020 00:32

Instrument ID: CBNAMS17 Calib Start Date: 04/20/2020 11:12

GC Column: Rtxi-5Sil MS ID: 0.25(mm) Calib End Date: 04/20/2020 13:39

Lab File ID: M133186.D Conc. Units: ug/L

ANALYTE	CURVE TYPE	AVE RRF	RRF	MIN RRF	CALC AMOUNT	SPIKE AMOUNT	%D	MAX %D
1,4-Dioxane	Ave	0.6076	0.5001	0.0100	8230	10000	-17.7	20.0
N-Nitrosodimethylamine	Ave	0.8838	0.8021		9070	10000	-9.3	20.0
Pyridine	Ave	1.500	1.329		17700	20000	-11.4	20.0
Benzaldehyde	Ave	1.219	0.9743	0.0100	3200	4000	-20.1*	20.0
Aniline	Ave	2.266	2.154		9510	10000	-4.9	20.0
Phenol	Ave	1.940	1.727	0.8000	8900	10000	-11.0	20.0
Bis(2-chloroethyl)ether	Ave	1.353	1.340	0.7000	9910	10000	-0.9	20.0
2-Chlorophenol	Ave	1.352	1.381	0.8000	10200	10000	2.1	20.0
n-Decane	Ave	1.803	1.689	0.0100	9370	10000	-6.3	20.0
1,3-Dichlorobenzene	Ave	1.641	1.634		9960	10000	-0.4	20.0
1,4-Dichlorobenzene	Ave	1.673	1.661		9930	10000	-0.7	20.0
Benzyl alcohol	Ave	0.8831	0.7870	0.0100	8910	10000	-10.9	20.0
1,2-Dichlorobenzene	Ave	1.585	1.565		9870	10000	-1.3	20.0
2,2'-oxybis[1-chloropropane]	Ave	2.523	2.273	0.0100	9010	10000	-9.9	20.0
2-Methylphenol	Ave	1.294	1.248	0.7000	9650	10000	-3.5	20.0
N-Methylaniline	Ave	2.220	2.175		9800	10000	-2.0	20.0
Acetophenone	Ave	2.146	2.003	0.0100	9330	10000	-6.7	20.0
N-Nitrosodi-n-propylamine	Ave	1.115	1.047	0.5000	9390	10000	-6.1	20.0
3 & 4 Methylphenol	Ave	1.390	1.368		9840	10000	-1.6	20.0
4-Methylphenol	Ave	1.389	1.339	0.6000	9640	10000	-3.6	20.0
Hexachloroethane	Ave	0.6244	0.6605	0.3000	10600	10000	5.8	20.0
Nitrobenzene	Lin2		0.6667	0.2000	9580	10000	-4.2	20.0
n,n'-Dimethylaniline	Ave	2.070	1.939	0.0100	9370	10000	-6.3	20.0
Isophorone	Ave	0.7210	0.7090	0.4000	9830	10000	-1.7	20.0
2-Nitrophenol	Ave	0.1910	0.2022	0.1000	10600	10000	5.9	20.0
2,4-Dimethylphenol	Ave	0.3110	0.3098	0.2000	9960	10000	-0.4	20.0
Bis(2-chloroethoxy)methane	Ave	0.4654	0.4526	0.3000	9720	10000	-2.8	20.0
Benzoic acid	Ave	0.1715	0.1892		11000	10000	10.3	20.0
2,4-Dichlorophenol	Ave	0.3235	0.3305	0.2000	10200	10000	2.1	20.0
1,2,4-Trichlorobenzene	Ave	0.3608	0.3785		10500	10000	4.9	20.0
Naphthalene	Ave	1.038	1.039	0.7000	10000	10000	0.0	20.0
4-Chloroaniline	Ave	0.4495	0.4432	0.0100	9860	10000	-1.4	20.0
Hexachlorobutadiene	Ave	0.2179	0.2390	0.0100	11000	10000	9.7	20.0
Caprolactam	Ave	0.0806	0.0825	0.0100	4090	4000	2.3	20.0
4-Chloro-3-methylphenol	Ave	0.3095	0.3082		9960	10000	-0.4	20.0
2-Methylnaphthalene	Ave	0.7126	0.6982	0.4000	9800	10000	-2.0	20.0
1-Methylnaphthalene	Ave	0.6732	0.6560	0.0100	9740	10000	-2.6	20.0
Hexachlorocyclopentadiene	Ave	0.5167	0.5006	0.0500	9690	10000	-3.1	20.0
1,2,4,5-Tetrachlorobenzene	Ave	0.6997	0.7231	0.0100	10300	10000	3.3	20.0
2-tertbutyl-4-methylphenol	Ave	0.4180	0.4328	0.0100	10400	10000	3.5	20.0
2,4,6-Trichlorophenol	Ave	0.4143	0.4532	0.2000	10900	10000	9.4	20.0

FORM VII
GC/MS SEMI VOA CONTINUING CALIBRATION DATA

Lab Name: Eurofins TestAmerica, Edison Job No.: 460-210538-1

SDG No.:

Lab Sample ID: CCVIS 460-700195/2 Calibration Date: 06/10/2020 00:32

Instrument ID: CBNAMS17 Calib Start Date: 04/20/2020 11:12

GC Column: Rtxi-5Sil MS ID: 0.25(mm) Calib End Date: 04/20/2020 13:39

Lab File ID: M133186.D Conc. Units: ug/L

ANALYTE	CURVE TYPE	AVE RRF	RRF	MIN RRF	CALC AMOUNT	SPIKE AMOUNT	%D	MAX %D
2,4,5-Trichlorophenol	Ave	0.4639	0.4899	0.2000	10600	10000	5.6	20.0
1,1'-Biphenyl	Ave	1.601	1.587	0.0100	9910	10000	-0.9	20.0
2-Chloronaphthalene	Ave	1.273	1.284	0.8000	10100	10000	0.9	20.0
Phenyl ether	Ave	0.8532	0.8621	0.0100	10100	10000	1.1	20.0
2-Nitroaniline	Ave	0.4888	0.4088	0.0100	8360	10000	-16.4	20.0
1,3-Dimethylnaphthalene	Ave	0.9131	0.9238	0.0100	10100	10000	1.2	20.0
Coumarin	Ave	0.2598	0.2485	0.0100	9570	10000	-4.3	20.0
Dimethyl phthalate	Ave	1.406	1.426	0.0100	10100	10000	1.5	20.0
2,6-Dinitrotoluene	Ave	0.2930	0.3216	0.2000	11000	10000	9.8	20.0
Acenaphthylene	Ave	1.850	1.870	0.9000	10100	10000	1.1	20.0
3-Nitroaniline	Ave	0.3315	0.3387	0.0100	10200	10000	2.2	20.0
Acenaphthene	Ave	1.179	1.139	0.9000	9660	10000	-3.4	20.0
3,5-di-tert-butyl-4-hydroxytol	Ave	1.103	1.118	0.0100	10100	10000	1.4	20.0
2,4-Dinitrophenol	Ave	0.1616	0.1942	0.0100	24000	20000	20.2*	20.0
Dibenzofuran	Ave	1.815	1.791	0.8000	9870	10000	-1.3	20.0
2,4-Dinitrotoluene	Ave	0.3806	0.4185	0.2000	11000	10000	9.9	20.0
4-Nitrophenol	Ave	0.2704	0.2719	0.0100	20100	20000	0.5	20.0
2,3,4,6-Tetrachlorophenol	Ave	0.3703	0.3985	0.0100	10800	10000	7.6	20.0
Diethyl phthalate	Ave	1.386	1.411	0.0100	10200	10000	1.8	20.0
Fluorene	Ave	1.368	1.347	0.9000	9850	10000	-1.5	20.0
4-Chlorophenyl phenyl ether	Ave	0.7079	0.7175	0.4000	10100	10000	1.4	20.0
4-Nitroaniline	Ave	0.3159	0.3180	0.0100	10100	10000	0.7	20.0
4,6-Dinitro-2-methylphenol	Ave	0.1185	0.1362	0.0100	23000	20000	15.0	20.0
N-Nitrosodiphenylamine	Ave	0.5690	0.5784	0.0100	10200	10000	1.7	20.0
1,2-Diphenylhydrazine	Ave	0.9147	0.8493	0.0100	9290	10000	-7.1	20.0
4-Bromophenyl phenyl ether	Ave	0.2411	0.2570	0.1000	10700	10000	6.6	20.0
Hexachlorobenzene	Ave	0.2997	0.3164	0.1000	10600	10000	5.6	20.0
Atrazine	Ave	0.1994	0.2066	0.0100	4140	4000	3.6	20.0
Pentachlorophenol	Ave	0.1496	0.1723	0.0500	23000	20000	15.2	20.0
Pentachloronitrobenzene	Ave	0.1137	0.1212	0.0100	10700	10000	6.6	20.0
n-Octadecane	Ave	0.6516	0.6250	0.0100	9590	10000	-4.1	20.0
Phenanthrene	Ave	1.141	1.132	0.7000	9920	10000	-0.8	20.0
Anthracene	Ave	1.159	1.155	0.7000	9960	10000	-0.4	20.0
Carbazole	Ave	0.9807	0.9868	0.0100	10100	10000	0.6	20.0
Di-n-butyl phthalate	Ave	1.219	1.284	0.0100	10500	10000	5.3	20.0
Fluoranthene	Ave	1.099	1.160	0.6000	10600	10000	5.6	20.0
Benzidine	Qua		0.4743		10400	10000	4.3	20.0
Pyrene	Ave	1.549	1.590	0.6000	10300	10000	2.6	20.0
Bisphenol-A	Ave	0.5757	0.5595		9720	10000	-2.8	20.0
Butyl benzyl phthalate	Ave	0.5967	0.6692	0.0100	11200	10000	12.2	20.0

FORM VII
GC/MS SEMI VOA CONTINUING CALIBRATION DATA

Lab Name: Eurofins TestAmerica, Edison Job No.: 460-210538-1

SDG No.:

Lab Sample ID: CCVIS 460-700195/2 Calibration Date: 06/10/2020 00:32

Instrument ID: CBNAMS17 Calib Start Date: 04/20/2020 11:12

GC Column: Rtxi-5Sil MS ID: 0.25(mm) Calib End Date: 04/20/2020 13:39

Lab File ID: M133186.D Conc. Units: ug/L

ANALYTE	CURVE TYPE	AVE RRF	RRF	MIN RRF	CALC AMOUNT	SPIKE AMOUNT	%D	MAX %D
2,3,7,8-TCDD	Ave	0.1759	0.2065	0.0100	117	100	17.4	20.0
Carbamazepine	Ave	0.4784	0.5553	0.0100	11600	10000	16.1	20.0
3,3'-Dichlorobenzidine	Ave	0.4830	0.5485	0.0100	11400	10000	13.6	20.0
Benzo[a]anthracene	Ave	1.323	1.389	0.8000	10500	10000	5.0	20.0
Chrysene	Ave	1.301	1.327	0.7000	10200	10000	2.0	20.0
Bis(2-ethylhexyl) phthalate	Ave	0.8620	0.9528	0.0100	11100	10000	10.5	20.0
Di-n-octyl phthalate	Ave	1.298	1.541	0.0100	11900	10000	18.7	20.0
Benzo[b]fluoranthene	Ave	1.109	1.315	0.7000	11900	10000	18.5	20.0
Benzo[k]fluoranthene	Ave	1.171	1.316	0.7000	11200	10000	12.3	20.0
Benzo[a]pyrene	Ave	0.9756	1.113	0.7000	11400	10000	14.1	20.0
Indeno[1,2,3-cd]pyrene	Ave	1.062	1.196	0.5000	11300	10000	12.7	20.0
Dibenz(a,h)anthracene	Ave	1.063	1.137	0.4000	10700	10000	7.0	20.0
Benzo[g,h,i]perylene	Ave	1.187	1.254	0.5000	10600	10000	5.7	20.0
2-Fluorophenol (Surr)	Ave	1.313	1.301		9910	10000	-0.9	20.0
Phenol-d5 (Surr)	Ave	1.678	1.629		9710	10000	-2.9	20.0
Nitrobenzene-d5 (Surr)	Ave	0.4147	0.4142		9990	10000	-0.1	20.0
2-Fluorobiphenyl	Ave	1.487	1.495		10100	10000	0.6	20.0
2,4,6-Tribromophenol (Surr)	Ave	0.2548	0.2862		11200	10000	12.3	20.0
Terphenyl-d14 (Surr)	Ave	1.057	1.127		10700	10000	6.7	20.0

FORM VII
GC/MS SEMI VOA CONTINUING CALIBRATION DATA

Lab Name: Eurofins TestAmerica, Edison Job No.: 460-210538-1

SDG No.:

Lab Sample ID: CCVIS 460-700167/2 Calibration Date: 06/09/2020 21:18

Instrument ID: CBNAMS18 Calib Start Date: 04/22/2020 09:32

GC Column: Rtxi-5Sil MS ID: 0.25(mm) Calib End Date: 04/22/2020 12:19

Lab File ID: P089562a.D Conc. Units: ug/L

ANALYTE	CURVE TYPE	AVE RRF	RRF	MIN RRF	CALC AMOUNT	SPIKE AMOUNT	%D	MAX %D
1,4-Dioxane	Ave	0.6163	0.7144	0.0100	11600	10000	15.9	20.0
N-Nitrosodimethylamine	Ave	0.9350	1.104		11800	10000	18.1	20.0
Pyridine	Ave	1.515	1.780		23500	20000	17.5	20.0
Benzaldehyde	Ave	1.206	1.307	0.0100	4340	4000	8.4	20.0
Phenol	Ave	2.033	2.332	0.8000	11500	10000	14.7	20.0
Aniline	Ave	2.381	2.706		11400	10000	13.6	20.0
Bis(2-chloroethyl)ether	Ave	1.487	1.736	0.7000	11700	10000	16.8	20.0
2-Chlorophenol	Ave	1.473	1.548	0.8000	10500	10000	5.1	20.0
n-Decane	Ave	1.424	3.115	0.0100	21900	10000	118.8*	20.0
1,3-Dichlorobenzene	Ave	1.610	1.648		10200	10000	2.3	20.0
1,4-Dichlorobenzene	Ave	1.606	1.630		10100	10000	1.5	20.0
Benzyl alcohol	Ave	0.9010	0.9730	0.0100	10800	10000	8.0	20.0
1,2-Dichlorobenzene	Ave	1.525	1.526		10000	10000	0.1	20.0
2-Methylphenol	Ave	1.303	1.449	0.7000	11100	10000	11.3	20.0
2,2'-oxybis[1-chloropropane]	Ave	1.703	4.082	0.0100	24000	10000	139.7*	20.0
N-Methylaniline	Ave	2.246	2.596		11600	10000	15.6	20.0
Acetophenone	Ave	2.073	2.357	0.0100	11400	10000	13.7	20.0
N-Nitrosodi-n-propylamine	Ave	1.077	1.321	0.5000	12300	10000	22.6*	20.0
3 & 4 Methylphenol	Ave	1.530	1.678		11000	10000	9.7	20.0
4-Methylphenol	Ave	1.527	1.631	0.6000	10700	10000	6.8	20.0
Hexachloroethane	Ave	0.5821	0.6885	0.3000	11800	10000	18.3	20.0
Nitrobenzene	Ave	0.6767	0.7782	0.2000	11500	10000	15.0	20.0
n,n'-Dimethylaniline	Ave	2.176	2.313	0.0100	10600	10000	6.3	20.0
Isophorone	Ave	0.6962	0.8812	0.4000	12700	10000	26.6*	20.0
2-Nitrophenol	Ave	0.1920	0.2016	0.1000	10500	10000	5.0	20.0
2,4-Dimethylphenol	Ave	0.3252	0.3584	0.2000	11000	10000	10.2	20.0
Bis(2-chloroethoxy)methane	Ave	0.4580	0.5240	0.3000	11400	10000	14.4	20.0
Benzoic acid	Ave	0.1922	0.1987		10300	10000	3.4	20.0
2,4-Dichlorophenol	Ave	0.3048	0.2950	0.2000	9680	10000	-3.2	20.0
1,2,4-Trichlorobenzene	Ave	0.3257	0.3099		9520	10000	-4.8	20.0
Naphthalene	Ave	1.036	1.093	0.7000	10600	10000	5.5	20.0
4-Chloroaniline	Ave	0.4512	0.4693	0.0100	10400	10000	4.0	20.0
Hexachlorobutadiene	Ave	0.1876	0.1658	0.0100	8840	10000	-11.6	20.0
Caprolactam	Ave	0.0909	0.1071	0.0100	4710	4000	17.8	20.0
4-Chloro-3-methylphenol	Ave	0.3174	0.3670		11600	10000	15.7	20.0
2-Methylnaphthalene	Ave	0.6988	0.6866	0.4000	9830	10000	-1.7	20.0
1-Methylnaphthalene	Ave	0.6574	0.6489	0.0100	9870	10000	-1.3	20.0
Hexachlorocyclopentadiene	Ave	0.4694	0.4007	0.0500	8540	10000	-14.6	20.0
1,2,4,5-Tetrachlorobenzene	Ave	0.6236	0.5676	0.0100	9100	10000	-9.0	20.0
2-tertbutyl-4-methylphenol	Ave	0.4403	0.4478	0.0100	10200	10000	1.7	20.0
2,4,6-Trichlorophenol	Ave	0.4094	0.3965	0.2000	9680	10000	-3.2	20.0

FORM VII
GC/MS SEMI VOA CONTINUING CALIBRATION DATA

Lab Name: Eurofins TestAmerica, Edison Job No.: 460-210538-1

SDG No.:

Lab Sample ID: CCVIS 460-700167/2 Calibration Date: 06/09/2020 21:18

Instrument ID: CBNAMS18 Calib Start Date: 04/22/2020 09:32

GC Column: Rtxi-5Sil MS ID: 0.25(mm) Calib End Date: 04/22/2020 12:19

Lab File ID: P089562a.D Conc. Units: ug/L

ANALYTE	CURVE TYPE	AVE RRF	RRF	MIN RRF	CALC AMOUNT	SPIKE AMOUNT	%D	MAX %D
2,4,5-Trichlorophenol	Ave	0.4425	0.4078	0.2000	9220	10000	-7.8	20.0
1,1'-Biphenyl	Ave	1.581	1.694	0.0100	10700	10000	7.1	20.0
2-Chloronaphthalene	Ave	1.240	1.294	0.8000	10400	10000	4.3	20.0
Phenyl ether	Ave	0.8430	0.8546	0.0100	10100	10000	1.4	20.0
2-Nitroaniline	Ave	0.4020	0.6722	0.0100	16700	10000	67.2*	20.0
1,3-Dimethylnaphthalene	Ave	0.9496	0.9908	0.0100	10400	10000	4.3	20.0
Dimethyl phthalate	Ave	1.372	1.510	0.0100	11000	10000	10.0	20.0
Coumarin	Ave	0.2491	0.2565	0.0100	10300	10000	2.9	20.0
2,6-Dinitrotoluene	Ave	0.3019	0.3512	0.2000	11600	10000	16.3	20.0
Acenaphthylene	Ave	1.837	2.012	0.9000	11000	10000	9.5	20.0
3-Nitroaniline	Ave	0.3389	0.3842	0.0100	11300	10000	13.4	20.0
3,5-di-tert-butyl-4-hydroxytol	Ave	1.170	1.120	0.0100	9570	10000	-4.3	20.0
Acenaphthene	Ave	1.124	1.155	0.9000	10300	10000	2.7	20.0
2,4-Dinitrophenol	Ave	0.1775	0.2115	0.0100	23800	20000	19.1	20.0
4-Nitrophenol	Ave	0.2529	0.4204	0.0100	33200	20000	66.2*	20.0
2,4-Dinitrotoluene	Ave	0.3984	0.4477	0.2000	11200	10000	12.4	20.0
Dibenzofuran	Ave	1.694	1.731	0.8000	10200	10000	2.2	20.0
2,3,4,6-Tetrachlorophenol	Ave	0.3621	0.3322	0.0100	9170	10000	-8.3	20.0
Diethyl phthalate	Ave	1.365	1.542	0.0100	11300	10000	12.9	20.0
Fluorene	Ave	1.372	1.425	0.9000	10400	10000	3.9	20.0
4-Chlorophenyl phenyl ether	Ave	0.6971	0.6703	0.4000	9620	10000	-3.8	20.0
4-Nitroaniline	Ave	0.3256	0.3697	0.0100	11400	10000	13.5	20.0
4,6-Dinitro-2-methylphenol	Ave	0.1364	0.1528	0.0100	22400	20000	12.0	20.0
N-Nitrosodiphenylamine	Ave	0.5966	0.6656	0.0100	11200	10000	11.6	20.0
1,2-Diphenylhydrazine	Ave	0.8670	1.218	0.0100	14100	10000	40.5*	20.0
4-Bromophenyl phenyl ether	Ave	0.2592	0.2604	0.1000	10000	10000	0.5	20.0
Hexachlorobenzene	Ave	0.3188	0.3087	0.1000	9690	10000	-3.1	20.0
Atrazine	Ave	0.2174	0.2340	0.0100	4310	4000	7.6	20.0
Pentachlorophenol	Ave	0.1593	0.1577	0.0500	19800	20000	-1.0	20.0
Pentachloronitrobenzene	Ave	0.1098	0.1176	0.0100	10700	10000	7.1	20.0
n-Octadecane	Ave	0.4874	1.331	0.0100	27300	10000	173.0*	20.0
Phenanthrene	Ave	1.180	1.290	0.7000	10900	10000	9.3	20.0
Anthracene	Ave	1.209	1.334	0.7000	11000	10000	10.3	20.0
Carbazole	Ave	1.047	1.184	0.0100	11300	10000	13.1	20.0
Di-n-butyl phthalate	Ave	1.197	1.623	0.0100	13600	10000	35.6*	20.0
Fluoranthene	Ave	1.187	1.275	0.6000	10700	10000	7.4	20.0
Benzidine	Ave	0.6195	0.6633		10700	10000	7.1	20.0
Pyrene	Ave	1.549	1.697	0.6000	11000	10000	9.5	20.0
Bisphenol-A	Ave	0.6505	0.5362		8240	10000	-17.6	20.0
Butyl benzyl phthalate	Ave	0.5865	0.8403	0.0100	14300	10000	43.3*	20.0

FORM VII
GC/MS SEMI VOA CONTINUING CALIBRATION DATA

Lab Name: Eurofins TestAmerica, Edison Job No.: 460-210538-1

SDG No.:

Lab Sample ID: CCVIS 460-700167/2 Calibration Date: 06/09/2020 21:18

Instrument ID: CBNAMS18 Calib Start Date: 04/22/2020 09:32

GC Column: Rtxi-5Sil MS ID: 0.25(mm) Calib End Date: 04/22/2020 12:19

Lab File ID: P089562a.D Conc. Units: ug/L

ANALYTE	CURVE TYPE	AVE RRF	RRF	MIN RRF	CALC AMOUNT	SPIKE AMOUNT	%D	MAX %D
2,3,7,8-TCDD	Ave	0.2344	0.2657	0.0100	113	100	13.3	20.0
Carbamazepine	Ave	0.4939	0.6558	0.0100	13300	10000	32.8*	20.0
3,3'-Dichlorobenzidine	Ave	0.5092	0.5870	0.0100	11500	10000	15.3	20.0
Benzo[a]anthracene	Ave	1.329	1.409	0.8000	10600	10000	6.1	20.0
Chrysene	Ave	1.322	1.386	0.7000	10500	10000	4.9	20.0
Bis(2-ethylhexyl) phthalate	Ave	0.7441	1.135	0.0100	15300	10000	52.5*	20.0
Di-n-octyl phthalate	Ave	1.146	1.713	0.0100	15000	10000	49.5*	20.0
Benzo[b]fluoranthene	Ave	1.154	1.284	0.7000	11100	10000	11.3	20.0
Benzo[k]fluoranthene	Ave	1.228	1.282	0.7000	10400	10000	4.3	20.0
Benzo[a]pyrene	Ave	0.9900	1.138	0.7000	11500	10000	14.9	20.0
Indeno[1,2,3-cd]pyrene	Ave	1.015	1.212	0.5000	11900	10000	19.4	20.0
Dibenz(a,h)anthracene	Ave	1.015	1.195	0.4000	11800	10000	17.8	20.0
Benzo[g,h,i]perylene	Ave	1.067	1.223	0.5000	11500	10000	14.5	20.0
2-Fluorophenol (Surr)	Ave	1.394	1.607		11500	10000	15.2	20.0
Phenol-d5 (Surr)	Ave	1.795	2.130		11900	10000	18.7	20.0
Nitrobenzene-d5 (Surr)	Ave	0.4140	0.4977		12000	10000	20.2*	20.0
2-Fluorobiphenyl	Ave	1.446	1.467		10100	10000	1.5	20.0
2,4,6-Tribromophenol (Surr)	Ave	0.2747	0.2575		9370	10000	-6.3	20.0
Terphenyl-d14 (Surr)	Ave	1.126	1.178		10500	10000	4.6	20.0

3-IN
INSTRUMENT BLANKS
METALS

Lab Name: Eurofins TestAmerica, Edison Job No.: 460-210538-1

SDG No.:

Concentration Units: ug/L

Analyte	RL	ICB 460-700590/8 06/11/2020 09:24		CCB 460-700590/17 06/11/2020 10:01		CCB 460-700590/53 06/11/2020 12:40		CCB 460-700590/65 06/11/2020 13:28	
		Found	C	Found	C	Found	C	Found	C
Arsenic	15.0	3.3	U	3.3	U	3.3	U	3.3	U
Barium	200	13.2	U	13.2	U	13.2	U	13.2	U
Cadmium	4.0	0.33	U	0.33	U	0.33	U	0.33	U
Chromium	10.0	5.0	U	5.0	U	5.0	U	5.0	U
Lead	10.0	2.4	U	2.4	U	2.4	U	2.4	U
Selenium	20.0	5.9	U	5.9	U	5.9	U	7.13	J
Silver	10.0	5.8	U	5.8	U	5.8	U	5.8	U

Italicized analytes were not requested for this sequence.

3-IN
INSTRUMENT BLANKS
METALS

Lab Name: Eurofins TestAmerica, Edison Job No.: 460-210538-1

SDG No.:

Concentration Units: ug/L

Analyte	RL	CCB 460-700590/77 06/11/2020 14:16		CCB 460-700590/89 06/11/2020 15:05					
		Found	C	Found	C	Found	C	Found	C
Arsenic	15.0	3.3	U	3.3	U				
Barium	200	13.2	U	13.2	U				
Cadmium	4.0	0.33	U	0.33	U				
Chromium	10.0	5.0	U	5.0	U				
Lead	10.0	2.4	U	2.4	U				
Selenium	20.0	5.9	U	8.09	J				
Silver	10.0	5.8	U	5.8	U				

Italicized analytes were not requested for this sequence.

Sample Summary

Client: AECOM
Job ID: 460-210738-1
Project/Site: National Grid-Inwood NY

Lab Sample ID	Client Sample ID	Matrix	Collected	Received	Asset ID
460-210738-1	MW-4S	Water	06/08/20 08:35	06/09/20 16:42	
460-210738-2	MW-4I	Water	06/08/20 09:55	06/09/20 16:42	
460-210738-3	MW-13I	Water	06/08/20 11:35	06/09/20 16:42	
460-210738-4	GW-13	Water	06/08/20 13:10	06/09/20 16:42	
460-210738-5	MW-14I	Water	06/08/20 14:25	06/09/20 16:42	
460-210738-6	GW-14	Water	06/08/20 15:30	06/09/20 16:42	
460-210738-7	FB060820	Water	06/08/20 16:00	06/09/20 16:42	
460-210738-8	GW-10	Water	06/09/20 09:10	06/09/20 16:42	
460-210738-9	GW-8	Water	06/09/20 10:40	06/09/20 16:42	
460-210738-10	MW-8I	Water	06/09/20 11:55	06/09/20 16:42	
460-210738-11	MW-50I	Water	06/09/20 13:20	06/09/20 16:42	
460-210738-12	MW-50S	Water	06/09/20 14:30	06/09/20 16:42	
460-210738-13	MW-16S	Water	06/09/20 09:27	06/09/20 16:42	
460-210738-14	MW-16I	Water	06/09/20 10:59	06/09/20 16:42	
460-210738-15	MW-9I	Water	06/09/20 12:31	06/09/20 16:42	
460-210738-16	MW-9S	Water	06/09/20 13:50	06/09/20 16:42	
460-210738-17	FB060920	Water	06/09/20 15:00	06/09/20 16:42	
460-210738-18	Trip Blank	Water	06/09/20 15:00	06/09/20 16:42	

Chain of Custody Record 448160

eurofins | Environment Testing TestAmerica

Address: _____

Regulatory Program: ☐ DW ☐ NPDES ☐ RCRA ☐ Other:

TAL-8210

Client Contact	Project Manager:	Site Contact:	Date:	COC No:
Company Name: AECOM	Tel/Email:	Lab Contact:	Carrier:	1 of 2 COCs
Address: 1255 Broad St	**Analysis Turnaround Time**			Sampler:
City/State/Zip: Clifton NJ	☐ CALENDAR DAYS ☐ WORKING DAYS			**For Lab Use Only:**
Phone: 973-883-8500	TAT if different from Below _____			-in Client:
Fax:	☐ 2 weeks			Sampling:
Project Name: National Grid - Farwood NY	☐ 1 week			
Site:	☐ 2 days			SDG No.: 210738
P O #	☐ 1 day			

460-210738 Chain of Custody

Sample Identification	Sample Date	Sample Time	Sample Type (C=Comp, G=Grab)	Matrix	# of Cont.	Filtered Sample (Y/N)	Perform MS / MSD (Y/N)	TCL VOCs	TCL SVOCs	Total RCRA metals	Free Cyanide	Sample Specific Notes:
MW-4S	6/8/20	835	G	GW	7			X	X	X	X	1
MW-4I	6/8/20	955						X	X	X	X	2
MW-13I	6/8/20	1135						X	X	X	X	3
GW-13	6/8/20	1310						X	X	X	X	4
MW-14I	6/8/20	1425						X	X	X	X	5
GW-14	6/8/20	1530						X	X	X	X	6
FB060820	6/8/20	1600		QC	6			X	X	X	X	7
GW-10	6/9/20	9:10		GW	7			X	X	X	X	8
GW-8	6/9/20	1040						X	X	X	X	9
MW-8I	6/9/20	1155						X	X	X	X	10
MW-50I	6/9/20	1320						X	X	X	X	11
MW-50S	6/9/20	1430						X	X	X	X	12

Preservation Used: 1= Ice, 2= HCl; 3= H2SO4; 4=HNO3; 5=NaOH; 6= Other _____

Possible Hazard Identification:
Are any samples from a listed EPA Hazardous Waste? Please List any EPA Waste Codes for the sample in the Comments Section if the lab is to dispose of the sample.

☐ Non-Hazard ☐ Flammable ☐ Skin Irritant ☐ Poison B ☐ Unknown

Sample Disposal (A fee may be assessed if samples are retained longer than 1 month)

☐ Return to Client ☐ Disposal by Lab ☐ Archive for_____ Months

Special Instructions/QC Requirements & Comments: Confirm Analysis w/ P.M (S. Mantri)

Custody Seals Intact: ☐ Yes ☐ No | Custody Seal No.: | Cooler Temp. (°C): Obs'd:_____ Corr'd:_____ Therm ID No.:_____

Relinquished by:	Company:	Date/Time:	Received by:	Company:	Date/Time:
Joy Patel	AECOM	6/9/20 1530	[illegible]	ETA	6/9/20 1530
[illegible]	ETA	6/9/20 1642	[illegible]	ETA	6/9/20 1642
Relinquished by:	Company:	Date/Time:	Received in Laboratory by:	Company:	Date/Time:

NO CS IR#11- ① 2.6 ② 3.6

Chain of Custody Record 448322

eurofins | Environment Testing TestAmerica

Address: _____

Regulatory Program: ☐ DW ☐ NPDES ☐ RCRA ☐ Other:

TAL-8210

Client Contact	Project Manager:	Site Contact:	Date:	COC No:
Company Name: AECOM	Tel/Email:	Lab Contact:	Carrier:	2 of 2 COCs
Address: 1255 Broad St	**Analysis Turnaround Time**			Sampler:
City/State/Zip: Clifton NJ	☐ CALENDAR DAYS ☐ WORKING DAYS			**For Lab Use Only:**
Phone: 973-883-8500	TAT if different from Below _____			Walk-in Client:
Fax:	☐ 2 weeks			Lab Sampling:
Project Name: National Grid - Inwood NY	☐ 1 week			
Site:	☐ 2 days			Job / SDG No.: 210738
P O #	☐ 1 day			

Sample Identification	Sample Date	Sample Time	Sample Type (C=Comp, G=Grab)	Matrix	# of Cont.	Filtered Sample (Y/N)	Perform MS / MSD (Y/N)	TCL VOCs	TCL SVOCs	Total Metals RCRA	Free Cyanide	Sample Specific Notes:
MW-16S	6/9/20	9:27	G	GW	7			X	X	X	X	13
MW-16I	6/9/20	1059	↓	↓	7			X	X	X	X	14
MW-9I	6/9/20	1231	↓	↓	7			X	X	X	X	15
MW-9S	6/9/20	1350	↓	↓	7			X	X	X	X	16
FB060920	6/9/20	1500	↓	QC	6			X	X	X	X	17
Trip Blank		—	↓	QC	2			X				18

Preservation Used: 1= Ice, 2= HCl; 3= H2SO4; 4=HNO3; 5=NaOH; 6= Other _____

Possible Hazard Identification:
Are any samples from a listed EPA Hazardous Waste? Please List any EPA Waste Codes for the sample in the Comments Section if the lab is to dispose of the sample.

☐ Non-Hazard ☐ Flammable ☐ Skin Irritant ☐ Poison B ☐ Unknown

Sample Disposal (A fee may be assessed if samples are retained longer than 1 month)

☐ Return to Client ☐ Disposal by Lab ☐ Archive for_____ Months

Special Instructions/QC Requirements & Comments: Confirm Analysis w/ P.M (S. Mantri)

Custody Seals Intact: ☐ Yes ☐ No | Custody Seal No.: | Cooler Temp. (°C): Obs'd:_____ Corr'd:_____ | Therm ID No.:_____

Relinquished by:	Company:	Date/Time:	Received by:	Company:	Date/Time:
Jay Patel	AECOM	6/9/20 1530	[illegible]	ETA	6/9/20 1530
[illegible]	ETA	6/9/20 1642	Susan D	ETA	6/9/20 1642
Relinquished by:	Company:	Date/Time:	Received in Laboratory by:	Company:	Date/Time:

Eurofins TestAmerica Edison
Receipt Temperature and pH Log

Job Number: 240738

Number of Coolers: 2 IR Gun # 11

Cooler Temperatures

	RAW	CORRECTED		RAW	CORRECTED		RAW	CORRECTED
Cooler #1:	2.8 °C	2.8 °C	Cooler #4:	°C	°C	Cooler #7:	°C	°C
Cooler #2:	3.6 °C	3.6 °C	Cooler #5:	°C	°C	Cooler #8:	°C	°C
Cooler #3:	°C	°C	Cooler #6:	°C	°C	Cooler #9:	°C	°C

TALS Sample Number	Ammonia (pH<2)	COD (pH<2)	Nitrate Nitrite (pH<2)	Metals* (pH<2)	Hardness (pH<2)	Pest (pH 5-9)	EPH or QAM (pH<2)	Phenols (pH<2)	Sulfide (pH>9)	TKN (pH<2)	TOC (pH<2)	Total Cyanide (pH>12)	Total Phos (pH<2)	Other	Other
1				<2								>12			
2				<2								>12			
3				<2								>12			
4				<2								>12			
5				<2								>12			
6				<2								>12			
7				<2								>12			
8				<2								>12			
9 10				<2 <2								>12 >12			
11 12				<2 <2								>12 >12			
13 14				<2 <2								>12 >12			
15 16				<2 <2								>12 >12			
17				<2								>12			

If pH adjustments are required record the information below:

Sample No(s). adjusted: _____

Preservative Name/Conc.: _____ Volume of Preservative used (ml): _____

Lot # of Preservative(s): _____ Expiration Date: _____

The appropriate Project Manager and Department Manager should be notified about the samples which were pH adjusted.

**Samples for Metal analysis which are out of compliance must be acidified at least 24 hours prior to analysis.*

EDS-WI-038, Rev 4.1
10/22/2019

Initials: M Date: 6/9/2020

Login Sample Receipt Checklist

Client: AECOM

Job Number: 460-210738-1

Login Number: 210738
List Number: 1
Creator: Rivera, Kenneth

List Source: Eurofins TestAmerica, Edison

Question	Answer	Comment
Radioactivity wasn't checked or is </= background as measured by a survey meter.	N/A	
The cooler's custody seal, if present, is intact.	True	
Sample custody seals, if present, are intact.	True	
The cooler or samples do not appear to have been compromised or tampered with.	True	
Samples were received on ice.	True	
Cooler Temperature is acceptable.	True	
Cooler Temperature is recorded.	True	
COC is present.	True	
COC is filled out in ink and legible.	True	
COC is filled out with all pertinent information.	False	Refer to Job Narrative for details.
Is the Field Sampler's name present on COC?	True	
There are no discrepancies between the containers received and the COC.	True	
Samples are received within Holding Time (excluding tests with immediate HTs)	True	
Sample containers have legible labels.	True	
Containers are not broken or leaking.	True	
Sample collection date/times are provided.	True	
Appropriate sample containers are used.	True	
Sample bottles are completely filled.	True	
Sample Preservation Verified.	True	
There is sufficient vol. for all requested analyses, incl. any requested MS/MSDs	True	
Containers requiring zero headspace have no headspace or bubble is <6mm (1/4").	True	
Multiphasic samples are not present.	True	
Samples do not require splitting or compositing.	True	
Residual Chlorine Checked.	N/A	

CASE NARRATIVE

Client: AECOM

Project: National Grid-Inwood NY

Report Number: 460-210738-1

This case narrative is in the form of an exception report, where only the anomalies related to this report, method specific performance and/or QA/QC issues are discussed. If there are no issues to report, this narrative will include a statement that documents that there are no relevant data issues.

It should be noted that samples with elevated Reporting Limits (RLs) as a result of a dilution may not be able to satisfy customer reporting limits in some cases. Such increases in the RLs are unavoidable but acceptable consequence of sample dilution that enables quantification of target analytes or interferences which exceed the calibration range of the instrument.

Calculations are performed before rounding to avoid round-off errors in calculated results.

All holding times were met and proper preservation noted for the methods performed on these samples, unless otherwise detailed in the individual sections below.

RECEIPT
The samples were received on 06/09/2020; the samples arrived in good condition, properly preserved and on ice. The temperature of the coolers at receipt was C.

Note: All samples which require thermal preservation are considered acceptable if the arrival temperature is within 2C of the required temperature or method specified range. For samples with a specified temperature of 4C, samples with a temperature ranging from just above freezing temperature of water to 6C shall be acceptable. Samples that are hand delivered immediately following collection may not meet these criteria, however they will be deemed acceptable according to NELAC standards, if there is evidence that the chilling process has begun, such as arrival on ice, etc.

VOLATILE ORGANIC COMPOUNDS (GC-MS)
Samples MW-4S (460-210738-1), MW-4I (460-210738-2), MW-13I (460-210738-3), GW-13 (460-210738-4), MW-14I (460-210738-5), GW-14 (460-210738-6), FB060820 (460-210738-7), GW-10 (460-210738-8), GW-8 (460-210738-9), MW-8I (460-210738-10), MW-50I (460-210738-11), MW-50S (460-210738-12), MW-16S (460-210738-13), MW-16I (460-210738-14), MW-9I (460-210738-15), MW-9S (460-210738-16), FB060920 (460-210738-17) and Trip Blank (460-210738-18) were analyzed for Volatile organic compounds (GC-MS) in accordance with EPA SW-846 Methods 8260C. The samples were analyzed on 06/12/2020 and 06/13/2020.

The continuing calibration verification (CCV) associated with batch 460-700823 recovered above the upper control limit for Trichlorofluoromethane. The samples associated with this CCV were non-detects for the affected analytes; therefore, the data have been reported.

The following samples were diluted to bring the concentration of target analytes within the calibration range: MW-50I (460-210738-11) and MW-50S (460-210738-12). Elevated reporting limits (RLs) are provided.

Samples MW-50I (460-210738-11)[50X] and MW-50S (460-210738-12)[10X] required dilution prior to analysis. The reporting limits have been adjusted accordingly.

No difficulties were encountered during the volatiles analysis.

All quality control parameters were within the acceptance limits.

SEMIVOLATILE ORGANIC COMPOUNDS (GC/MS)
Samples MW-4S (460-210738-1), MW-4I (460-210738-2), MW-13I (460-210738-3), GW-13 (460-210738-4), MW-14I (460-210738-5), GW-14 (460-210738-6), FB060820 (460-210738-7), GW-10 (460-210738-8), GW-8 (460-210738-9), MW-8I (460-210738-10), MW-50I (460-210738-11), MW-50S (460-210738-12), MW-16S (460-210738-13), MW-16I (460-210738-14), MW-9I (460-210738-15), MW-9S (460-210738-16) and FB060920 (460-210738-17) were analyzed for semivolatile organic compounds (GC/MS) in accordance with EPA SW-846 Method 8270D. The samples were prepared on 06/11/2020 and 06/12/2020 and analyzed on 06/12/2020.

The continuing calibration verification (CCV) analyzed in batch 460-700726 was outside the method criteria for the following analyte(s): 2,4-Dinitrophenol. A CCV standard at or below the reporting limit (RL) was analyzed with the affected samples and found to be acceptable. As indicated in the reference method, sample analysis may proceed; however, any detection for the affected analyte(s) is considered estimated.

The continuing calibration verification (CCV) analyzed in batch 460-700957 was outside the method criteria for the following analyte(s): Caprolactam, 4-Nitrophenol, Indeno[1,2,3-cd]pyrene, Isophorone, Bis(2-ethylhexyl) phthalate, Butyl benzyl phthalate, Di-n-butyl phthalate,

2,2'-oxybis[1-chloropropane], 2-Nitroaniline, Benzo[g,h,i]perylene, Dibenz(a,h)anthracene and Di-n-octyl phthalate. A CCV standard at or below the reporting limit (RL) was analyzed with the affected samples and found to be acceptable. As indicated in the reference method, sample analysis may proceed; however, any detection for the affected analyte(s) is considered estimated.

The RPD of the laboratory control sample (LCS) and laboratory control sample duplicate (LCSD) for preparation batch 460-700849 and analytical batch 460-700957 recovered outside control limits for the following analytes: 2,4-Dinitrophenol.

The laboratory control sample (LCS) and / or laboratory control sample duplicate (LCSD) for preparation batch 460-700849 and analytical batch 460-700957 recovered outside control limits for the following analytes: Caprolactam, 2,2'-oxybis[1-chloropropane], 2-Nitroaniline, Atrazine and Benzaldehyde. These analytes were not detected in the associated samples; therefore, the data have been reported.

2,2'-oxybis[1-chloropropane], 2-Nitroaniline, Atrazine, Benzaldehyde and Caprolactam failed the recovery criteria high for LCS 460-700849/2-A. For LCSD 460-700849/3-A, 4,6-Dinitro-2-methylphenol failed the recovery criteria low. 2,2'-oxybis[1-chloropropane], 2-Nitroaniline, Atrazine, Benzaldehyde and Caprolactam failed the recovery criteria high. Also, 2,4-Dinitrophenol exceeded the RPD limit. Refer to the QC report for details.

No other difficulties were encountered during the semivolatiles analysis.

All other quality control parameters were within the acceptance limits.

METALS

Samples MW-4S (460-210738-1), MW-4I (460-210738-2), MW-13I (460-210738-3), GW-13 (460-210738-4), MW-14I (460-210738-5), GW-14 (460-210738-6), FB060820 (460-210738-7), GW-10 (460-210738-8), GW-8 (460-210738-9), MW-8I (460-210738-10), MW-50I (460-210738-11), MW-50S (460-210738-12), MW-16S (460-210738-13), MW-16I (460-210738-14), MW-9I (460-210738-15), MW-9S (460-210738-16) and FB060920 (460-210738-17) were analyzed for Metals in accordance with 6010D. The samples were prepared and analyzed on 06/12/2020.

The method blank for preparation batch 460-700819 and analytical batch 460-700892 contained Arsenic above the method detection limit. This target analyte concentration was less than half the reporting limit (1/2RL); therefore, re-extraction and re-analysis of samples was not performed.

Arsenic was detected in method blank MB 460-700819/1-A at a level that was above the method detection limit but below the reporting limit. The value should be considered an estimate, and has been flagged. If the associated sample reported a result above the MDL and/or RL, the result has been flagged. Refer to the QC report for details.

For the duplicate of sample 460-210497-3. Refer to the QC report for details.

No other difficulties were encountered during the Metals analysis.

All other quality control parameters were within the acceptance limits.

TOTAL MERCURY

Samples MW-4S (460-210738-1), MW-4I (460-210738-2), MW-13I (460-210738-3), GW-13 (460-210738-4), MW-14I (460-210738-5), GW-14 (460-210738-6), FB060820 (460-210738-7), GW-10 (460-210738-8), GW-8 (460-210738-9), MW-8I (460-210738-10), MW-50I (460-210738-11), MW-50S (460-210738-12), MW-16S (460-210738-13), MW-16I (460-210738-14), MW-9I (460-210738-15), MW-9S (460-210738-16) and FB060920 (460-210738-17) were analyzed for total mercury in accordance with EPA SW-846 Methods 7470A. The samples were prepared and analyzed on 06/11/2020 and 06/12/2020.

No difficulties were encountered during the Hg analysis.

All quality control parameters were within the acceptance limits.

FREE CYANIDE

Samples MW-4S (460-210738-1), MW-4I (460-210738-2), MW-13I (460-210738-3), GW-13 (460-210738-4), MW-14I (460-210738-5), GW-14 (460-210738-6), FB060820 (460-210738-7), GW-10 (460-210738-8), GW-8 (460-210738-9), MW-8I (460-210738-10), MW-50I (460-210738-11), MW-50S (460-210738-12), MW-16S (460-210738-13), MW-16I (460-210738-14), MW-9I (460-210738-15), MW-9S (460-210738-16) and FB060920 (460-210738-17) were analyzed for Free Cyanide in accordance with EPA SW-846 Method 9016. The samples were prepared and analyzed on 06/17/2020.

Cyanide, Free failed the recovery criteria low for the MS/MSD of sample MW-4SMS (460-210738-1) in batch 460-702005.

Refer to the QC report for details.

No other difficulties were encountered during the Free Cyanide analysis.

All other quality control parameters were within the acceptance limits.

FORM VII
GC/MS VOA CONTINUING CALIBRATION DATA

Lab Name: Eurofins TestAmerica, Edison Job No.: 460-210738-1

SDG No.:

Lab Sample ID: CCVIS 460-700823/3 Calibration Date: 06/12/2020 06:36

Instrument ID: CVOAMS6 Calib Start Date: 06/11/2020 01:56

GC Column: Rtx-624 ID: 0.25(mm) Calib End Date: 06/11/2020 04:26

Lab File ID: F97031.D Conc. Units: ug/L Heated Purge: (Y/N) N

ANALYTE	CURVE TYPE	AVE RRF	RRF	MIN RRF	CALC AMOUNT	SPIKE AMOUNT	%D	MAX %D
Monochloropentafluoroethane	Ave	0.0383	0.0283		14.8	20.0	-26.2*	20.0
1,1-Difluoroethane	Ave	0.4027	0.4160		20.7	20.0	3.3	20.0
Chlorotrifluoroethene	Lin		0.1800		23.1	20.0	15.6	20.0
Dichlorodifluoromethane	Ave	0.5331	0.6222	0.1000	23.3	20.0	16.7	20.0
Chlorodifluoromethane	Ave	0.4996	0.5123		20.5	20.0	2.5	20.0
Chloromethane	Ave	0.6669	0.6385	0.1000	19.1	20.0	-4.3	20.0
Butadiene	Ave	0.4757	0.5563		23.4	20.0	16.9	20.0
Vinyl chloride	Ave	0.6222	0.6940	0.1000	22.3	20.0	11.5	20.0
Bromomethane	Ave	0.3703	0.4321	0.1000	23.3	20.0	16.7	50.0
Chloroethane	Ave	0.3186	0.3527	0.1000	22.1	20.0	10.7	50.0
Dichlorofluoromethane	Ave	0.7150	0.8438		23.6	20.0	18.0	20.0
Pentane	QuaF		3.043		62.8	40.0	57.1*	20.0
Trichlorofluoromethane	Ave	0.6386	0.7710	0.1000	24.1	20.0	20.7*	20.0
Ethanol	QuaF		0.0536		797	800	-0.4	50.0
Ethyl ether	Ave	0.2525	0.2440		19.3	20.0	-3.4	20.0
2-Methyl-1,3-butadiene	Ave	0.3027	0.3444		22.8	20.0	13.8	20.0
1,2-Dichloro-1,1,2-trifluoro ethane	Ave	0.3126	0.3284		21.0	20.0	5.0	20.0
1,1,1-Trifluoro-2,2-dichloro ethane	Ave	0.4868	0.4754		19.5	20.0	-2.3	20.0
Acrolein	Ave	0.4085	1.036		101	40.0	153.6*	50.0
1,1,2-Trichloro-1,2,2-triflu oroethane	Ave	0.3537	0.3808	0.1000	21.5	20.0	7.7	20.0
1,1-Dichloroethene	Ave	0.3278	0.3470	0.1000	21.2	20.0	5.9	20.0
Acetone	Ave	0.8842	0.8500	0.0500	96.1	100	-3.9	50.0
Iodomethane	Ave	0.6506	0.6472		19.9	20.0	-0.5	20.0
Isopropyl alcohol	Ave	0.6698	0.5262		157	200	-21.4	50.0
Carbon disulfide	Ave	1.241	1.281	0.1000	20.6	20.0	3.2	50.0
Allyl chloride	Ave	0.6008	0.6085		20.3	20.0	1.3	20.0
Methyl acetate	Ave	0.2593	0.2462	0.1000	38.0	40.0	-5.1	20.0
Cyclopentene	Ave	0.8069	0.8499		21.1	20.0	5.3	20.0
Acetonitrile	Ave	1.626	1.394		171	200	-14.3	20.0
Methylene Chloride	Lin2		0.3849	0.1000	21.5	20.0	7.4	20.0
2-Methyl-2-propanol	Ave	1.176	1.248		212	200	6.1	50.0
Methyl tert-butyl ether	Ave	0.8861	0.8615	0.1000	19.4	20.0	-2.8	20.0
trans-1,2-Dichloroethene	Ave	0.3224	0.2999	0.1000	18.6	20.0	-7.0	20.0
Acrylonitrile	Ave	0.1290	0.1286		199	200	-0.4	20.0
Hexane	Ave	0.2874	0.3118		21.7	20.0	8.5	20.0
Isopropyl ether	Ave	1.048	0.9909		18.9	20.0	-5.4	20.0
1,1-Dichloroethane	Ave	0.5655	0.5600	0.2000	19.8	20.0	-1.0	20.0
Vinyl acetate	Ave	0.0742	0.0790		42.6	40.0	6.4	20.0
2-Chloro-1,3-butadiene	Ave	0.2808	0.2902		20.7	20.0	3.4	20.0

FORM VII
GC/MS VOA CONTINUING CALIBRATION DATA

Lab Name: Eurofins TestAmerica, Edison Job No.: 460-210738-1

SDG No.:

Lab Sample ID: CCVIS 460-700823/3 Calibration Date: 06/12/2020 06:36

Instrument ID: CVOAMS6 Calib Start Date: 06/11/2020 01:56

GC Column: Rtx-624 ID: 0.25(mm) Calib End Date: 06/11/2020 04:26

Lab File ID: F97031.D Conc. Units: ug/L Heated Purge: (Y/N) N

ANALYTE	CURVE TYPE	AVE RRF	RRF	MIN RRF	CALC AMOUNT	SPIKE AMOUNT	%D	MAX %D
Tert-butyl ethyl ether	Ave	0.9444	0.9247		19.6	20.0	-2.1	20.0
2,2-Dichloropropane	Ave	0.1156	0.1151		19.9	20.0	-0.4	20.0
cis-1,2-Dichloroethene	Ave	0.3455	0.3291	0.1000	19.1	20.0	-4.7	20.0
2-Butanone (MEK)	Ave	0.3193	0.3304	0.0500	103	100	3.5	50.0
Ethyl acetate	Qua2		0.2799		40.0	40.0	0.1	20.0
Methyl acrylate	Ave	0.3905	0.4237		21.7	20.0	8.5	20.0
Propionitrile	Ave	1.652	1.532		185	200	-7.3	20.0
Chlorobromomethane	Lin2		0.1756		20.6	20.0	3.2	20.0
Tetrahydrofuran	Ave	0.3869	0.3811		39.4	40.0	-1.5	20.0
Methacrylonitrile	Ave	0.1382	0.1324		192	200	-4.2	20.0
Chloroform	Ave	0.5429	0.5271	0.2000	19.4	20.0	-2.9	20.0
1,1,1-Trichloroethane	Ave	0.5448	0.5263	0.1000	19.3	20.0	-3.4	20.0
Cyclohexane	Ave	0.5198	0.5531	0.1000	21.3	20.0	6.4	50.0
Carbon tetrachloride	Ave	0.4544	0.4291	0.1000	18.9	20.0	-5.6	20.0
1,1-Dichloropropene	Ave	0.4409	0.4341		19.7	20.0	-1.5	20.0
Isobutyl alcohol	Ave	0.3503	0.3041		434	500	-13.2	50.0
Benzene	Ave	1.720	1.746	0.5000	20.3	20.0	1.5	20.0
Isopropyl acetate	Ave	0.9905	0.9137		18.4	20.0	-7.8	20.0
Tert-amyl methyl ether	Ave	0.9731	0.9785		20.1	20.0	0.6	20.0
1,2-Dichloroethane	Ave	0.4652	0.4474	0.1000	19.2	20.0	-3.8	20.0
n-Heptane	Ave	0.3052	0.2810		18.4	20.0	-7.9	20.0
n-Butanol	QuaF		0.2585		498	500	-0.3	50.0
Trichloroethene	Ave	0.3222	0.3100	0.2000	19.2	20.0	-3.8	20.0
Ethyl acrylate	Ave	0.8404	0.8179		19.5	20.0	-2.7	20.0
Methylcyclohexane	Ave	0.5680	0.6017	0.1000	21.2	20.0	5.9	50.0
1,2-Dichloropropane	Ave	0.3396	0.3145	0.1000	18.5	20.0	-7.4	20.0
Methyl methacrylate	Ave	0.0977	0.0883		36.1	40.0	-9.7	20.0
Dibromomethane	Ave	0.2148	0.2024		18.8	20.0	-5.8	20.0
n-Propyl acetate	Ave	0.4820	0.4130		17.1	20.0	-14.3	20.0
1,4-Dioxane	QuaF		1.058		401	400	0.3	50.0
Dichlorobromomethane	Ave	0.4354	0.3887	0.2000	17.9	20.0	-10.7	20.0
2-Chloroethyl vinyl ether	Ave	0.1984	0.1658		16.8	20.0	-16.4	20.0
2-Nitropropane	Qua2		0.0765		35.2	40.0	-11.9	20.0
Epichlorohydrin	Ave	0.2539	0.2456		387	400	-3.3	20.0
cis-1,3-Dichloropropene	Ave	0.7331	0.7055	0.2000	19.2	20.0	-3.8	50.0
4-Methyl-2-pentanone (MIBK)	Ave	2.656	2.606	0.0500	98.1	100	-1.9	50.0
Toluene	Ave	1.870	1.804	0.4000	19.3	20.0	-3.5	20.0
trans-1,3-Dichloropropene	Ave	0.6422	0.6214	0.1000	19.4	20.0	-3.2	50.0
Ethyl methacrylate	Ave	0.5845	0.5513		18.9	20.0	-5.7	20.0
1,1,2-Trichloroethane	Ave	0.3296	0.3079	0.1000	18.7	20.0	-6.6	20.0
Tetrachloroethene	Ave	0.4892	0.4815	0.2000	19.7	20.0	-1.6	20.0

FORM VII
GC/MS VOA CONTINUING CALIBRATION DATA

Lab Name: Eurofins TestAmerica, Edison Job No.: 460-210738-1

SDG No.:

Lab Sample ID: CCVIS 460-700823/3 Calibration Date: 06/12/2020 06:36

Instrument ID: CVOAMS6 Calib Start Date: 06/11/2020 01:56

GC Column: Rtx-624 ID: 0.25(mm) Calib End Date: 06/11/2020 04:26

Lab File ID: F97031.D Conc. Units: ug/L Heated Purge: (Y/N) N

ANALYTE	CURVE TYPE	AVE RRF	RRF	MIN RRF	CALC AMOUNT	SPIKE AMOUNT	%D	MAX %D
1,3-Dichloropropane	Ave	0.6376	0.5723		18.0	20.0	-10.2	20.0
2-Hexanone	Ave	1.646	1.587	0.0500	96.4	100	-3.6	50.0
n-Butyl acetate	Ave	0.6810	0.6485		19.0	20.0	-4.8	20.0
Chlorodibromomethane	Ave	0.4117	0.3809	0.1000	18.5	20.0	-7.5	50.0
Ethylene Dibromide	Ave	0.3655	0.3582	0.1000	19.6	20.0	-2.0	20.0
Chlorobenzene	Ave	1.140	1.096	0.5000	19.2	20.0	-3.8	20.0
Ethylbenzene	Ave	0.6396	0.6375	0.1000	19.9	20.0	-0.3	20.0
1,1,1,2-Tetrachloroethane	Ave	0.4373	0.4305		19.7	20.0	-1.6	20.0
m-Xylene & p-Xylene	Ave	0.8060	0.8181	0.1000	20.3	20.0	1.5	20.0
n-Butyl acrylate	Ave	0.3638	0.3270		18.0	20.0	-10.1	20.0
o-Xylene	Ave	0.8077	0.8066	0.3000	20.0	20.0	-0.1	20.0
Styrene	Ave	1.314	1.253	0.3000	19.1	20.0	-4.6	20.0
Amyl acetate (mixed isomers)	Ave	1.549	1.399		18.1	20.0	-9.7	20.0
Bromoform	Ave	0.2635	0.2511	0.1000	19.1	20.0	-4.7	20.0
Isopropylbenzene	Ave	2.099	2.114	0.1000	20.1	20.0	0.7	20.0
Bromobenzene	Ave	0.8616	0.8282		19.2	20.0	-3.9	20.0
1,1,2,2-Tetrachloroethane	Ave	0.8442	0.8252	0.3000	19.5	20.0	-2.3	20.0
N-Propylbenzene	Ave	4.368	4.405		20.2	20.0	0.8	20.0
1,2,3-Trichloropropane	Ave	0.2913	0.2699		18.5	20.0	-7.4	20.0
trans-1,4-Dichloro-2-butene	Ave	0.2635	0.2459		18.7	20.0	-6.7	20.0
2-Chlorotoluene	Ave	3.096	2.751		17.8	20.0	-11.2	20.0
4-Ethyltoluene	Ave	3.665	3.432		18.7	20.0	-6.4	20.0
1,3,5-Trimethylbenzene	Ave	3.114	3.055		19.6	20.0	-1.9	20.0
4-Chlorotoluene	Ave	2.640	2.407		18.2	20.0	-8.8	20.0
Butyl Methacrylate	Ave	1.178	1.058		18.0	20.0	-10.2	20.0
tert-Butylbenzene	Ave	2.494	2.505		20.1	20.0	0.4	20.0
1,2,4-Trimethylbenzene	Ave	3.297	3.209		19.5	20.0	-2.7	20.0
sec-Butylbenzene	Ave	4.053	4.047		20.0	20.0	-0.1	20.0
1,3-Dichlorobenzene	Ave	1.706	1.740	0.6000	20.4	20.0	2.0	20.0
4-Isopropyltoluene	Ave	3.495	3.531		20.2	20.0	1.0	20.0
1,4-Dichlorobenzene	Ave	1.804	1.768	0.5000	19.6	20.0	-2.0	20.0
1,2,3-Trimethylbenzene	Ave	3.395	3.329		19.6	20.0	-1.9	20.0
Benzyl chloride	Ave	1.895	1.920		20.3	20.0	1.3	50.0
Indan	Ave	3.390	3.250		19.2	20.0	-4.1	20.0
p-Diethylbenzene	Ave	1.984	1.916		19.3	20.0	-3.4	20.0
n-Butylbenzene	Ave	1.931	1.883		19.5	20.0	-2.5	20.0
1,2-Dichlorobenzene	Ave	1.831	1.769	0.4000	19.3	20.0	-3.4	20.0
1,2,4,5-Tetramethylbenzene	Ave	3.462	3.406		19.7	20.0	-1.6	20.0
1,2-Dibromo-3-Chloropropane	Ave	0.2144	0.2092	0.0500	19.5	20.0	-2.5	50.0
1,3,5-Trichlorobenzene	Ave	1.535	1.503		19.6	20.0	-2.1	20.0
1,2,4-Trichlorobenzene	Ave	1.415	1.457	0.2000	20.6	20.0	2.9	20.0

FORM VII
GC/MS VOA CONTINUING CALIBRATION DATA

Lab Name: Eurofins TestAmerica, Edison Job No.: 460-210738-1

SDG No.:

Lab Sample ID: CCVIS 460-700823/3 Calibration Date: 06/12/2020 06:36

Instrument ID: CVOAMS6 Calib Start Date: 06/11/2020 01:56

GC Column: Rtx-624 ID: 0.25(mm) Calib End Date: 06/11/2020 04:26

Lab File ID: F97031.D Conc. Units: ug/L Heated Purge: (Y/N) N

ANALYTE	CURVE TYPE	AVE RRF	RRF	MIN RRF	CALC AMOUNT	SPIKE AMOUNT	%D	MAX %D
Hexachlorobutadiene	Ave	0.6217	0.6091		19.6	20.0	-2.0	20.0
Naphthalene	Ave	3.529	3.275		18.6	20.0	-7.2	50.0
1,2,3-Trichlorobenzene	Ave	1.373	1.308		19.0	20.0	-4.8	20.0
Dibromofluoromethane (Surr)	Ave	0.2543	0.2474		48.6	50.0	-2.7	20.0
1,2-Dichloroethane-d4 (Surr)	Ave	0.3440	0.3239		47.1	50.0	-5.9	20.0
Toluene-d8 (Surr)	Ave	1.373	1.384		50.4	50.0	0.8	20.0
4-Bromofluorobenzene	Ave	0.4406	0.4263		48.4	50.0	-3.3	20.0

FORM VII
GC/MS VOA CONTINUING CALIBRATION DATA

Lab Name: Eurofins TestAmerica, Edison Job No.: 460-210738-1

SDG No.:

Lab Sample ID: CCVIS 460-701083/3 Calibration Date: 06/13/2020 04:51

Instrument ID: CVOAMS6 Calib Start Date: 06/11/2020 01:56

GC Column: Rtx-624 ID: 0.25(mm) Calib End Date: 06/11/2020 04:26

Lab File ID: F97061.D Conc. Units: ug/L Heated Purge: (Y/N) N

ANALYTE	CURVE TYPE	AVE RRF	RRF	MIN RRF	CALC AMOUNT	SPIKE AMOUNT	%D	MAX %D
Monochloropentafluoroethane	Ave	0.0383	0.0381		19.9	20.0	-0.6	20.0
1,1-Difluoroethane	Ave	0.4027	0.3643		18.1	20.0	-9.5	20.0
Chlorotrifluoroethene	Lin		0.1524		19.5	20.0	-2.5	20.0
Dichlorodifluoromethane	Ave	0.5331	0.4516	0.1000	16.9	20.0	-15.3	20.0
Chlorodifluoromethane	Ave	0.4996	0.4611		18.5	20.0	-7.7	20.0
Chloromethane	Ave	0.6669	0.5717	0.1000	17.1	20.0	-14.3	20.0
Butadiene	Ave	0.4757	0.5008		21.1	20.0	5.3	20.0
Vinyl chloride	Ave	0.6222	0.5973	0.1000	19.2	20.0	-4.0	20.0
Bromomethane	Ave	0.3703	0.4037	0.1000	21.8	20.0	9.0	50.0
Chloroethane	Ave	0.3186	0.2883	0.1000	18.1	20.0	-9.5	50.0
Dichlorofluoromethane	Ave	0.7150	0.8080		22.6	20.0	13.0	20.0
Trichlorofluoromethane	Ave	0.6386	0.6878	0.1000	21.5	20.0	7.7	20.0
Acrolein	Ave	0.4085	0.5366		52.6	40.0	31.4	50.0
Pentane	QuaF		2.608		54.0	40.0	35.1*	20.0
Ethanol	QuaF		0.0499		741	800	-7.3	50.0
Ethyl ether	Ave	0.2525	0.2333		18.5	20.0	-7.6	20.0
2-Methyl-1,3-butadiene	Ave	0.3027	0.2917		19.3	20.0	-3.6	20.0
1,2-Dichloro-1,1,2-trifluoro ethane	Ave	0.3126	0.3074		19.7	20.0	-1.7	20.0
1,1,1-Trifluoro-2,2-dichloro ethane	Ave	0.4868	0.4694		19.3	20.0	-3.6	20.0
1,1,2-Trichloro-1,2,2-triflu oroethane	Ave	0.3537	0.3632	0.1000	20.5	20.0	2.7	20.0
1,1-Dichloroethene	Ave	0.3278	0.3104	0.1000	18.9	20.0	-5.3	20.0
Acetone	Ave	0.8842	0.8620	0.0500	97.5	100	-2.5	50.0
Iodomethane	Ave	0.6506	0.6200		19.1	20.0	-4.7	20.0
Isopropyl alcohol	Ave	0.6698	0.7131		213	200	6.5	50.0
Carbon disulfide	Ave	1.241	1.106	0.1000	17.8	20.0	-10.9	50.0
Allyl chloride	Ave	0.6008	0.5274		17.6	20.0	-12.2	20.0
Methyl acetate	Ave	0.2593	0.2511	0.1000	38.7	40.0	-3.2	20.0
Cyclopentene	Ave	0.8069	0.7377		18.3	20.0	-8.6	20.0
Acetonitrile	Ave	1.626	1.901		234	200	16.9	20.0
Methylene Chloride	Lin2		0.3511	0.1000	19.5	20.0	-2.3	20.0
2-Methyl-2-propanol	Ave	1.176	1.176		200	200	-0.0	50.0
Methyl tert-butyl ether	Ave	0.8861	0.8820	0.1000	19.9	20.0	-0.5	20.0
trans-1,2-Dichloroethene	Ave	0.3224	0.2952	0.1000	18.3	20.0	-8.4	20.0
Acrylonitrile	Ave	0.1290	0.1222		189	200	-5.3	20.0
Hexane	Ave	0.2874	0.2923		20.3	20.0	1.7	20.0
Isopropyl ether	Ave	1.048	0.9490		18.1	20.0	-9.4	20.0
1,1-Dichloroethane	Ave	0.5655	0.5264	0.2000	18.6	20.0	-6.9	20.0
Vinyl acetate	Ave	0.0742	0.0601		32.4	40.0	-19.0	20.0
2-Chloro-1,3-butadiene	Ave	0.2808	0.2373		16.9	20.0	-15.5	20.0

FORM VII
GC/MS VOA CONTINUING CALIBRATION DATA

Lab Name: Eurofins TestAmerica, Edison Job No.: 460-210738-1

SDG No.:

Lab Sample ID: CCVIS 460-701083/3 Calibration Date: 06/13/2020 04:51

Instrument ID: CVOAMS6 Calib Start Date: 06/11/2020 01:56

GC Column: Rtx-624 ID: 0.25(mm) Calib End Date: 06/11/2020 04:26

Lab File ID: F97061.D Conc. Units: ug/L Heated Purge: (Y/N) N

ANALYTE	CURVE TYPE	AVE RRF	RRF	MIN RRF	CALC AMOUNT	SPIKE AMOUNT	%D	MAX %D
Tert-butyl ethyl ether	Ave	0.9444	0.8904		18.9	20.0	-5.7	20.0
2,2-Dichloropropane	Ave	0.1156	0.0945		16.4	20.0	-18.2	20.0
cis-1,2-Dichloroethene	Ave	0.3455	0.3233	0.1000	18.7	20.0	-6.4	20.0
2-Butanone (MEK)	Ave	0.3193	0.3155	0.0500	98.8	100	-1.2	50.0
Ethyl acetate	Qua2		0.2357		33.3	40.0	-16.8	20.0
Methyl acrylate	Ave	0.3905	0.3763		19.3	20.0	-3.7	20.0
Propionitrile	Ave	1.652	1.657		201	200	0.3	20.0
Chlorobromomethane	Lin2		0.1693		19.9	20.0	-0.6	20.0
Tetrahydrofuran	Ave	0.3869	0.3890		40.2	40.0	0.5	20.0
Methacrylonitrile	Ave	0.1382	0.1315		190	200	-4.8	20.0
Chloroform	Ave	0.5429	0.4998	0.2000	18.4	20.0	-7.9	20.0
Cyclohexane	Ave	0.5198	0.5293	0.1000	20.4	20.0	1.8	50.0
1,1,1-Trichloroethane	Ave	0.5448	0.5096	0.1000	18.7	20.0	-6.4	20.0
Carbon tetrachloride	Ave	0.4544	0.3911	0.1000	17.2	20.0	-13.9	20.0
1,1-Dichloropropene	Ave	0.4409	0.4018		18.2	20.0	-8.9	20.0
Isobutyl alcohol	Ave	0.3503	0.3537		505	500	1.0	50.0
Benzene	Ave	1.720	1.616	0.5000	18.8	20.0	-6.0	20.0
Isopropyl acetate	Ave	0.9905	0.9211		18.6	20.0	-7.0	20.0
Tert-amyl methyl ether	Ave	0.9731	0.9019		18.5	20.0	-7.3	20.0
1,2-Dichloroethane	Ave	0.4652	0.4237	0.1000	18.2	20.0	-8.9	20.0
n-Heptane	Ave	0.3052	0.2746		18.0	20.0	-10.0	20.0
n-Butanol	QuaF		0.2820		544	500	8.7	50.0
Trichloroethene	Ave	0.3222	0.2901	0.2000	18.0	20.0	-10.0	20.0
Ethyl acrylate	Ave	0.8404	0.7771		18.5	20.0	-7.5	20.0
Methylcyclohexane	Ave	0.5680	0.5448	0.1000	19.2	20.0	-4.1	50.0
1,2-Dichloropropane	Ave	0.3396	0.2972	0.1000	17.5	20.0	-12.5	20.0
Methyl methacrylate	Ave	0.0977	0.0791		32.4	40.0	-19.0	20.0
Dibromomethane	Ave	0.2148	0.1850		17.2	20.0	-13.9	20.0
n-Propyl acetate	Ave	0.4820	0.4271		17.7	20.0	-11.4	20.0
1,4-Dioxane	QuaF		1.505		574	400	43.4	50.0
Dichlorobromomethane	Ave	0.4354	0.3914	0.2000	18.0	20.0	-10.1	20.0
2-Nitropropane	Qua2		0.0714		32.8	40.0	-18.0	20.0
2-Chloroethyl vinyl ether	Ave	0.1984	0.1591		16.1	20.0	-19.8	20.0
Epichlorohydrin	Ave	0.2539	0.2370		373	400	-6.7	20.0
cis-1,3-Dichloropropene	Ave	0.7331	0.6510	0.2000	17.8	20.0	-11.2	50.0
4-Methyl-2-pentanone (MIBK)	Ave	2.656	2.542	0.0500	95.7	100	-4.3	50.0
Toluene	Ave	1.870	1.708	0.4000	18.3	20.0	-8.6	20.0
trans-1,3-Dichloropropene	Ave	0.6422	0.5817	0.1000	18.1	20.0	-9.4	50.0
Ethyl methacrylate	Ave	0.5845	0.5269		18.0	20.0	-9.9	20.0
1,1,2-Trichloroethane	Ave	0.3296	0.2878	0.1000	17.5	20.0	-12.7	20.0
Tetrachloroethene	Ave	0.4892	0.4464	0.2000	18.2	20.0	-8.8	20.0

FORM VII
GC/MS VOA CONTINUING CALIBRATION DATA

Lab Name: Eurofins TestAmerica, Edison Job No.: 460-210738-1

SDG No.:

Lab Sample ID: CCVIS 460-701083/3 Calibration Date: 06/13/2020 04:51

Instrument ID: CVOAMS6 Calib Start Date: 06/11/2020 01:56

GC Column: Rtx-624 ID: 0.25(mm) Calib End Date: 06/11/2020 04:26

Lab File ID: F97061.D Conc. Units: ug/L Heated Purge: (Y/N) N

ANALYTE	CURVE TYPE	AVE RRF	RRF	MIN RRF	CALC AMOUNT	SPIKE AMOUNT	%D	MAX %D
1,3-Dichloropropane	Ave	0.6376	0.5891		18.5	20.0	-7.6	20.0
2-Hexanone	Ave	1.646	1.495	0.0500	90.8	100	-9.2	50.0
n-Butyl acetate	Ave	0.6810	0.5967		17.5	20.0	-12.4	20.0
Chlorodibromomethane	Ave	0.4117	0.3593	0.1000	17.5	20.0	-12.7	50.0
Ethylene Dibromide	Ave	0.3655	0.3380	0.1000	18.5	20.0	-7.5	20.0
Chlorobenzene	Ave	1.140	1.062	0.5000	18.6	20.0	-6.8	20.0
Ethylbenzene	Ave	0.6396	0.5713	0.1000	17.9	20.0	-10.7	20.0
1,1,1,2-Tetrachloroethane	Ave	0.4373	0.4128		18.9	20.0	-5.6	20.0
m-Xylene & p-Xylene	Ave	0.8060	0.7416	0.1000	18.4	20.0	-8.0	20.0
n-Butyl acrylate	Ave	0.3638	0.3150		17.3	20.0	-13.4	20.0
o-Xylene	Ave	0.8077	0.7937	0.3000	19.7	20.0	-1.7	20.0
Styrene	Ave	1.314	1.202	0.3000	18.3	20.0	-8.6	20.0
Amyl acetate (mixed isomers)	Ave	1.549	1.290		16.6	20.0	-16.8	20.0
Bromoform	Ave	0.2635	0.2351	0.1000	17.8	20.0	-10.8	20.0
Isopropylbenzene	Ave	2.099	2.014	0.1000	19.2	20.0	-4.1	20.0
Bromobenzene	Ave	0.8616	0.7966		18.5	20.0	-7.5	20.0
1,1,2,2-Tetrachloroethane	Ave	0.8442	0.8081	0.3000	19.1	20.0	-4.3	20.0
N-Propylbenzene	Ave	4.368	3.975		18.2	20.0	-9.0	20.0
1,2,3-Trichloropropane	Ave	0.2913	0.2669		18.3	20.0	-8.4	20.0
trans-1,4-Dichloro-2-butene	Ave	0.2635	0.2064		15.7	20.0	-21.7*	20.0
2-Chlorotoluene	Ave	3.096	2.720		17.6	20.0	-12.1	20.0
4-Ethyltoluene	Ave	3.665	3.263		17.8	20.0	-11.0	20.0
1,3,5-Trimethylbenzene	Ave	3.114	2.902		18.6	20.0	-6.8	20.0
4-Chlorotoluene	Ave	2.640	2.275		17.2	20.0	-13.8	20.0
Butyl Methacrylate	Ave	1.178	1.072		18.2	20.0	-9.0	20.0
tert-Butylbenzene	Ave	2.494	2.322		18.6	20.0	-6.9	20.0
1,2,4-Trimethylbenzene	Ave	3.297	3.052		18.5	20.0	-7.4	20.0
sec-Butylbenzene	Ave	4.053	3.672		18.1	20.0	-9.4	20.0
1,3-Dichlorobenzene	Ave	1.706	1.570	0.6000	18.4	20.0	-7.9	20.0
4-Isopropyltoluene	Ave	3.495	3.297		18.9	20.0	-5.7	20.0
1,4-Dichlorobenzene	Ave	1.804	1.628	0.5000	18.0	20.0	-9.8	20.0
1,2,3-Trimethylbenzene	Ave	3.395	3.208		18.9	20.0	-5.5	20.0
Benzyl chloride	Ave	1.895	1.749		18.5	20.0	-7.7	50.0
Indan	Ave	3.390	3.131		18.5	20.0	-7.7	20.0
p-Diethylbenzene	Ave	1.984	1.765		17.8	20.0	-11.0	20.0
n-Butylbenzene	Ave	1.931	1.768		18.3	20.0	-8.4	20.0
1,2-Dichlorobenzene	Ave	1.831	1.804	0.4000	19.7	20.0	-1.5	20.0
1,2,4,5-Tetramethylbenzene	Ave	3.462	3.310		19.1	20.0	-4.4	20.0
1,2-Dibromo-3-Chloropropane	Ave	0.2144	0.2095	0.0500	19.5	20.0	-2.3	50.0
1,3,5-Trichlorobenzene	Ave	1.535	1.441		18.8	20.0	-6.1	20.0
1,2,4-Trichlorobenzene	Ave	1.415	1.402	0.2000	19.8	20.0	-0.9	20.0

FORM VII
GC/MS VOA CONTINUING CALIBRATION DATA

Lab Name: Eurofins TestAmerica, Edison Job No.: 460-210738-1

SDG No.:

Lab Sample ID: CCVIS 460-701083/3 Calibration Date: 06/13/2020 04:51

Instrument ID: CVOAMS6 Calib Start Date: 06/11/2020 01:56

GC Column: Rtx-624 ID: 0.25(mm) Calib End Date: 06/11/2020 04:26

Lab File ID: F97061.D Conc. Units: ug/L Heated Purge: (Y/N) N

ANALYTE	CURVE TYPE	AVE RRF	RRF	MIN RRF	CALC AMOUNT	SPIKE AMOUNT	%D	MAX %D
Hexachlorobutadiene	Ave	0.6217	0.5597		18.0	20.0	-10.0	20.0
Naphthalene	Ave	3.529	3.353		19.0	20.0	-5.0	50.0
1,2,3-Trichlorobenzene	Ave	1.373	1.377		20.1	20.0	0.3	20.0
Dibromofluoromethane (Surr)	Ave	0.2543	0.2622		51.5	50.0	3.1	20.0
1,2-Dichloroethane-d4 (Surr)	Ave	0.3440	0.3215		46.7	50.0	-6.5	20.0
Toluene-d8 (Surr)	Ave	1.373	1.392		50.7	50.0	1.4	20.0
4-Bromofluorobenzene	Ave	0.4406	0.4405		50.0	50.0	-0.0	20.0

FORM III
GC/MS VOA MATRIX SPIKE RECOVERY

Lab Name: Eurofins TestAmerica, Edison Job No.: 460-211048-1

SDG No.:

Matrix: Water Level: Low Lab File ID: T34729.D

Lab ID: 460-211048-7 MS Client ID: MW-1D MS

COMPOUND	SPIKE ADDED (ug/L)	SAMPLE CONCENTRATION (ug/L)	MS CONCENTRATION (ug/L)	MS % REC	QC LIMITS REC	#
1,1,1-Trichloroethane	200	0.24 U	198	99	68-128	
1,1,2,2-Tetrachloroethane	200	0.37 U	183	92	63-139	
1,1,2-Trichloro-1,2,2-trifluoroethane	200	0.31 U	197	98	59-142	
1,1,2-Trichloroethane	200	0.43 U	188	94	74-125	
1,1-Dichloroethane	200	0.26 U	192	96	73-130	
1,1-Dichloroethene	200	0.26 U	195	97	68-133	
1,2,3-Trichlorobenzene	200	0.36 U	203	101	53-144	
1,2,4-Trichlorobenzene	200	0.37 U	204	102	64-132	
1,2-Dichloropropane	200	0.35 U	204	102	76-126	
1,3-Dichlorobenzene	200	0.34 U	199	99	80-121	
1,4-Dichlorobenzene	200	0.33 U	195	98	80-118	
1,4-Dioxane	4000	28 U	5110	128	70-142	
2-Butanone (MEK)	1000	1.9 U	973	97	69-128	
2-Hexanone	1000	1.1 U	1040	104	74-127	
4-Methyl-2-pentanone (MIBK)	1000	1.3 U	1060	106	78-125	
Acetone	1000	4.4 U	829	83	61-134	
Benzene	200	99	267	84	78-126	
Bromoform	200	0.54 U	202	101	38-144	
Bromomethane	200	0.55 U	86.2	43	10-150	
Carbon disulfide	200	0.82 U	182	91	64-138	
Carbon tetrachloride	200	0.21 U	197	98	56-131	
Chlorobenzene	200	0.38 U	196	98	80-119	
Chlorobromomethane	200	0.41 U	210	105	73-126	
Chlorodibromomethane	200	0.28 U	191	96	58-130	
Chloroethane	200	0.32 U	236	118	29-150	
Chloroform	200	0.33 U	193	97	78-125	
Chloromethane	200	0.40 U	153	77	38-150	
cis-1,2-Dichloroethene	200	0.64 J	201	100	78-121	
cis-1,3-Dichloropropene	200	0.22 U	182	91	74-125	
Cyclohexane	200	0.32 U	185	92	67-133	
Dichlorobromomethane	200	0.34 U	182	91	72-121	
Dichlorodifluoromethane	200	0.31 U	186	93	31-150	
Ethylbenzene	200	6.8	203	98	78-120	
Ethylene Dibromide	200	0.50 U	200	100	69-126	
Isopropylbenzene	200	1.1	199	99	79-125	
Methyl acetate	400	0.79 U	378	95	70-127	
Methyl tert-butyl ether	200	0.47 U	198	99	65-131	
Methylcyclohexane	200	0.26 U	187	94	60-139	
Methylene Chloride	200	0.32 U	188	94	74-127	
m-Xylene & p-Xylene	200	1.3	198	98	78-123	
o-Xylene	200	1.9	196	97	78-122	

Column to be used to flag recovery and RPD values

FORM III 8260C

FORM III
GC/MS VOA MATRIX SPIKE RECOVERY

Lab Name: Eurofins TestAmerica, Edison Job No.: 460-211048-1

SDG No.:

Matrix: Water Level: Low Lab File ID: T34729.D

Lab ID: 460-211048-7 MS Client ID: MW-1D MS

COMPOUND	SPIKE ADDED (ug/L)	SAMPLE CONCENTRATION (ug/L)	MS CONCENTRATION (ug/L)	MS % REC	QC LIMITS REC	#
Styrene	200	0.42 U	193	97	75-127	
Tetrachloroethene	200	0.25 U	213	107	70-127	
Toluene	200	0.38 U	189	95	78-119	
trans-1,2-Dichloroethene	200	0.24 U	190	95	74-126	
trans-1,3-Dichloropropene	200	0.49 U	176	88	66-127	
Trichloroethene	200	0.31 U	186	93	71-121	
Trichlorofluoromethane	200	0.32 U	248	124	61-140	
Vinyl chloride	200	0.17 U	202	101	61-144	
1,2-Dichloroethane	200	0.43 U	186	93	75-121	
1,2-Dichlorobenzene	200	0.43 U	202	101	79-122	
1,2-Dibromo-3-Chloropropane	200	0.38 U	198	99	41-143	

Column to be used to flag recovery and RPD values

FORM III 8260C

FORM III
GC/MS VOA MATRIX SPIKE DUPLICATE RECOVERY

Lab Name: Eurofins TestAmerica, Edison Job No.: 460-211048-1

SDG No.:

Matrix: Water Level: Low Lab File ID: T34730.D

Lab ID: 460-211048-7 MSD Client ID: MW-1D MSD

COMPOUND	SPIKE ADDED (ug/L)	MSD CONCENTRATION (ug/L)	MSD % REC	% RPD	QC LIMITS RPD	QC LIMITS REC	#
1,1,1-Trichloroethane	200	201	100	1	30	68-128	
1,1,2,2-Tetrachloroethane	200	184	92	1	30	63-139	
1,1,2-Trichloro-1,2,2-trifluoroethane	200	194	97	1	30	59-142	
1,1,2-Trichloroethane	200	182	91	3	30	74-125	
1,1-Dichloroethane	200	195	97	1	30	73-130	
1,1-Dichloroethene	200	201	101	3	30	68-133	
1,2,3-Trichlorobenzene	200	208	104	3	30	53-144	
1,2,4-Trichlorobenzene	200	209	104	2	30	64-132	
1,2-Dichloropropane	200	201	101	1	30	76-126	
1,3-Dichlorobenzene	200	207	103	4	30	80-121	
1,4-Dichlorobenzene	200	202	101	4	30	80-118	
1,4-Dioxane	4000	4910	123	4	30	70-142	
2-Butanone (MEK)	1000	969	97	0	30	69-128	
2-Hexanone	1000	1050	105	1	30	74-127	
4-Methyl-2-pentanone (MIBK)	1000	1070	107	1	30	78-125	
Acetone	1000	825	83	0	30	61-134	
Benzene	200	271	86	1	30	78-126	
Bromoform	200	197	99	2	30	38-144	
Bromomethane	200	132	66	42	30	10-150	F2
Carbon disulfide	200	188	94	3	30	64-138	
Carbon tetrachloride	200	201	101	2	30	56-131	
Chlorobenzene	200	200	100	2	30	80-119	
Chlorobromomethane	200	214	107	2	30	73-126	
Chlorodibromomethane	200	192	96	0	30	58-130	
Chloroethane	200	240	120	2	30	29-150	
Chloroform	200	198	99	3	30	78-125	
Chloromethane	200	168	84	9	30	38-150	
cis-1,2-Dichloroethene	200	206	103	3	30	78-121	
cis-1,3-Dichloropropene	200	183	92	1	30	74-125	
Cyclohexane	200	181	91	2	30	67-133	
Dichlorobromomethane	200	187	94	3	30	72-121	
Dichlorodifluoromethane	200	182	91	2	30	31-150	
Ethylbenzene	200	207	100	2	30	78-120	
Ethylene Dibromide	200	200	100	0	30	69-126	
Isopropylbenzene	200	201	100	1	30	79-125	
Methyl acetate	400	390	97	3	30	70-127	
Methyl tert-butyl ether	200	203	102	2	30	65-131	
Methylcyclohexane	200	182	91	3	30	60-139	
Methylene Chloride	200	191	96	1	30	74-127	
m-Xylene & p-Xylene	200	200	100	1	30	78-123	
o-Xylene	200	199	99	2	30	78-122	

Column to be used to flag recovery and RPD values

FORM III 8260C

FORM III
GC/MS VOA MATRIX SPIKE DUPLICATE RECOVERY

Lab Name: Eurofins TestAmerica, Edison Job No.: 460-211048-1

SDG No.:

Matrix: Water Level: Low Lab File ID: T34730.D

Lab ID: 460-211048-7 MSD Client ID: MW-1D MSD

COMPOUND	SPIKE ADDED (ug/L)	MSD CONCENTRATION (ug/L)	MSD % REC	% RPD	QC LIMITS RPD	QC LIMITS REC	#
Styrene	200	196	98	2	30	75-127	
Tetrachloroethene	200	219	110	3	30	70-127	
Toluene	200	190	95	1	30	78-119	
trans-1,2-Dichloroethene	200	192	96	1	30	74-126	
trans-1,3-Dichloropropene	200	179	89	1	30	66-127	
Trichloroethene	200	194	97	4	30	71-121	
Trichlorofluoromethane	200	247	123	1	30	61-140	
Vinyl chloride	200	204	102	1	30	61-144	
1,2-Dichloroethane	200	193	96	4	30	75-121	
1,2-Dichlorobenzene	200	208	104	3	30	79-122	
1,2-Dibromo-3-Chloropropane	200	204	102	3	30	41-143	

Column to be used to flag recovery and RPD values

FORM III 8260C

FORM VII
GC/MS SEMI VOA CONTINUING CALIBRATION DATA

Lab Name: Eurofins TestAmerica, Edison Job No.: 460-210738-1

SDG No.:

Lab Sample ID: CCVIS 460-700726/2 Calibration Date: 06/11/2020 22:23

Instrument ID: CBNAMS17 Calib Start Date: 04/20/2020 11:12

GC Column: Rtxi-5Sil MS ID: 0.25(mm) Calib End Date: 04/20/2020 13:39

Lab File ID: M133256.D Conc. Units: ug/L

ANALYTE	CURVE TYPE	AVE RRF	RRF	MIN RRF	CALC AMOUNT	SPIKE AMOUNT	%D	MAX %D
1,4-Dioxane	Ave	0.6076	0.6097	0.0100	10000	10000	0.3	20.0
N-Nitrosodimethylamine	Ave	0.8838	0.8492		9610	10000	-3.9	20.0
Pyridine	Ave	1.500	1.443		19200	20000	-3.8	20.0
Benzaldehyde	Ave	1.219	0.9907	0.0100	3250	4000	-18.7	20.0
Aniline	Ave	2.266	2.193		9680	10000	-3.2	20.0
Phenol	Ave	1.940	1.817	0.8000	9370	10000	-6.3	20.0
Bis(2-chloroethyl)ether	Ave	1.353	1.375	0.7000	10200	10000	1.7	20.0
2-Chlorophenol	Ave	1.352	1.385	0.8000	10200	10000	2.4	20.0
n-Decane	Ave	1.803	1.749	0.0100	9700	10000	-3.0	20.0
1,3-Dichlorobenzene	Ave	1.641	1.624		9890	10000	-1.1	20.0
1,4-Dichlorobenzene	Ave	1.673	1.659		9920	10000	-0.8	20.0
Benzyl alcohol	Ave	0.8831	0.8532	0.0100	9660	10000	-3.4	20.0
1,2-Dichlorobenzene	Ave	1.585	1.573		9920	10000	-0.8	20.0
2,2'-oxybis[1-chloropropane]	Ave	2.523	2.387	0.0100	9460	10000	-5.4	20.0
2-Methylphenol	Ave	1.294	1.298	0.7000	10000	10000	0.3	20.0
N-Methylaniline	Ave	2.220	2.259		10200	10000	1.8	20.0
Acetophenone	Ave	2.146	2.101	0.0100	9790	10000	-2.1	20.0
N-Nitrosodi-n-propylamine	Ave	1.115	1.123	0.5000	10100	10000	0.7	20.0
3 & 4 Methylphenol	Ave	1.390	1.423		10200	10000	2.4	20.0
4-Methylphenol	Ave	1.389	1.401	0.6000	10100	10000	0.9	20.0
Hexachloroethane	Ave	0.6244	0.6586	0.3000	10500	10000	5.5	20.0
Nitrobenzene	Lin2		0.6976	0.2000	10000	10000	0.3	20.0
n,n'-Dimethylaniline	Ave	2.070	2.016	0.0100	9740	10000	-2.6	20.0
Isophorone	Ave	0.7210	0.7423	0.4000	10300	10000	2.9	20.0
2-Nitrophenol	Ave	0.1910	0.2005	0.1000	10500	10000	5.0	20.0
2,4-Dimethylphenol	Ave	0.3110	0.3167	0.2000	10200	10000	1.8	20.0
Bis(2-chloroethoxy)methane	Ave	0.4654	0.4626	0.3000	9940	10000	-0.6	20.0
Benzoic acid	Ave	0.1715	0.1961		11400	10000	14.3	20.0
2,4-Dichlorophenol	Ave	0.3235	0.3342	0.2000	10300	10000	3.3	20.0
1,2,4-Trichlorobenzene	Ave	0.3608	0.3668		10200	10000	1.7	20.0
Naphthalene	Ave	1.038	1.043	0.7000	10000	10000	0.5	20.0
4-Chloroaniline	Ave	0.4495	0.4584	0.0100	10200	10000	2.0	20.0
Hexachlorobutadiene	Ave	0.2179	0.2284	0.0100	10500	10000	4.8	20.0
Caprolactam	Ave	0.0806	0.0924	0.0100	4590	4000	14.6	20.0
4-Chloro-3-methylphenol	Ave	0.3095	0.3308		10700	10000	6.9	20.0
2-Methylnaphthalene	Ave	0.7126	0.7283	0.4000	10200	10000	2.2	20.0
1-Methylnaphthalene	Ave	0.6732	0.6847	0.0100	10200	10000	1.7	20.0
Hexachlorocyclopentadiene	Ave	0.5167	0.4641	0.0500	8980	10000	-10.2	20.0
1,2,4,5-Tetrachlorobenzene	Ave	0.6997	0.7026	0.0100	10000	10000	0.4	20.0
2-tertbutyl-4-methylphenol	Ave	0.4180	0.4506	0.0100	10800	10000	7.8	20.0
2,4,6-Trichlorophenol	Ave	0.4143	0.4526	0.2000	10900	10000	9.2	20.0

FORM VII
GC/MS SEMI VOA CONTINUING CALIBRATION DATA

Lab Name: Eurofins TestAmerica, Edison Job No.: 460-210738-1

SDG No.:

Lab Sample ID: CCVIS 460-700726/2 Calibration Date: 06/11/2020 22:23

Instrument ID: CBNAMS17 Calib Start Date: 04/20/2020 11:12

GC Column: Rtxi-5Sil MS ID: 0.25(mm) Calib End Date: 04/20/2020 13:39

Lab File ID: M133256.D Conc. Units: ug/L

ANALYTE	CURVE TYPE	AVE RRF	RRF	MIN RRF	CALC AMOUNT	SPIKE AMOUNT	%D	MAX %D
2,4,5-Trichlorophenol	Ave	0.4639	0.4828	0.2000	10400	10000	4.1	20.0
1,1'-Biphenyl	Ave	1.601	1.570	0.0100	9810	10000	-1.9	20.0
2-Chloronaphthalene	Ave	1.273	1.270	0.8000	9970	10000	-0.3	20.0
Phenyl ether	Ave	0.8532	0.8457	0.0100	9910	10000	-0.9	20.0
2-Nitroaniline	Ave	0.4888	0.4212	0.0100	8620	10000	-13.8	20.0
1,3-Dimethylnaphthalene	Ave	0.9131	0.9224	0.0100	10100	10000	1.0	20.0
Coumarin	Ave	0.2598	0.2800	0.0100	10800	10000	7.8	20.0
Dimethyl phthalate	Ave	1.406	1.491	0.0100	10600	10000	6.1	20.0
2,6-Dinitrotoluene	Ave	0.2930	0.3313	0.2000	11300	10000	13.0	20.0
Acenaphthylene	Ave	1.850	1.878	0.9000	10200	10000	1.5	20.0
3-Nitroaniline	Ave	0.3315	0.3579	0.0100	10800	10000	8.0	20.0
Acenaphthene	Ave	1.179	1.154	0.9000	9790	10000	-2.1	20.0
3,5-di-tert-butyl-4-hydroxytol	Ave	1.103	1.120	0.0100	10200	10000	1.5	20.0
2,4-Dinitrophenol	Ave	0.1616	0.2021	0.0100	25000	20000	25.1*	20.0
Dibenzofuran	Ave	1.815	1.842	0.8000	10100	10000	1.5	20.0
2,4-Dinitrotoluene	Ave	0.3806	0.4454	0.2000	11700	10000	17.0	20.0
4-Nitrophenol	Ave	0.2704	0.3075	0.0100	22700	20000	13.7	20.0
2,3,4,6-Tetrachlorophenol	Ave	0.3703	0.4064	0.0100	11000	10000	9.7	20.0
Diethyl phthalate	Ave	1.386	1.494	0.0100	10800	10000	7.8	20.0
Fluorene	Ave	1.368	1.394	0.9000	10200	10000	1.9	20.0
4-Chlorophenyl phenyl ether	Ave	0.7079	0.7326	0.4000	10300	10000	3.5	20.0
4-Nitroaniline	Ave	0.3159	0.3495	0.0100	11100	10000	10.7	20.0
4,6-Dinitro-2-methylphenol	Ave	0.1185	0.1397	0.0100	23600	20000	17.9	20.0
N-Nitrosodiphenylamine	Ave	0.5690	0.5582	0.0100	9810	10000	-1.9	20.0
1,2-Diphenylhydrazine	Ave	0.9147	0.8423	0.0100	9210	10000	-7.9	20.0
4-Bromophenyl phenyl ether	Ave	0.2411	0.2487	0.1000	10300	10000	3.1	20.0
Hexachlorobenzene	Ave	0.2997	0.3120	0.1000	10400	10000	4.1	20.0
Atrazine	Ave	0.1994	0.2108	0.0100	4230	4000	5.7	20.0
Pentachlorophenol	Ave	0.1496	0.1749	0.0500	23400	20000	17.0	20.0
Pentachloronitrobenzene	Ave	0.1137	0.1231	0.0100	10800	10000	8.2	20.0
n-Octadecane	Ave	0.6516	0.6230	0.0100	9560	10000	-4.4	20.0
Phenanthrene	Ave	1.141	1.141	0.7000	10000	10000	0.0	20.0
Anthracene	Ave	1.159	1.168	0.7000	10100	10000	0.8	20.0
Carbazole	Ave	0.9807	1.029	0.0100	10500	10000	4.9	20.0
Di-n-butyl phthalate	Ave	1.219	1.360	0.0100	11200	10000	11.5	20.0
Fluoranthene	Ave	1.099	1.240	0.6000	11300	10000	12.8	20.0
Benzidine	Qua		0.5199		11300	10000	13.2	20.0
Pyrene	Ave	1.549	1.468	0.6000	9480	10000	-5.2	20.0
Bisphenol-A	Ave	0.5757	0.6088		10600	10000	5.7	20.0
Butyl benzyl phthalate	Ave	0.5967	0.6395	0.0100	10700	10000	7.2	20.0

FORM VII
GC/MS SEMI VOA CONTINUING CALIBRATION DATA

Lab Name: Eurofins TestAmerica, Edison Job No.: 460-210738-1

SDG No.:

Lab Sample ID: CCVIS 460-700726/2 Calibration Date: 06/11/2020 22:23

Instrument ID: CBNAMS17 Calib Start Date: 04/20/2020 11:12

GC Column: Rtxi-5Sil MS ID: 0.25(mm) Calib End Date: 04/20/2020 13:39

Lab File ID: M133256.D Conc. Units: ug/L

ANALYTE	CURVE TYPE	AVE RRF	RRF	MIN RRF	CALC AMOUNT	SPIKE AMOUNT	%D	MAX %D
2,3,7,8-TCDD	Ave	0.1759	0.1834	0.0100	104	100	4.3	20.0
Carbamazepine	Ave	0.4784	0.5802	0.0100	12100	10000	21.3*	20.0
3,3'-Dichlorobenzidine	Ave	0.4830	0.5411	0.0100	11200	10000	12.0	20.0
Benzo[a]anthracene	Ave	1.323	1.362	0.8000	10300	10000	2.9	20.0
Chrysene	Ave	1.301	1.326	0.7000	10200	10000	1.9	20.0
Bis(2-ethylhexyl) phthalate	Ave	0.8620	0.9539	0.0100	11100	10000	10.7	20.0
Di-n-octyl phthalate	Ave	1.298	1.473	0.0100	11300	10000	13.5	20.0
Benzo[b]fluoranthene	Ave	1.109	1.284	0.7000	11600	10000	15.8	20.0
Benzo[k]fluoranthene	Ave	1.171	1.285	0.7000	11000	10000	9.7	20.0
Benzo[a]pyrene	Ave	0.9756	1.108	0.7000	11400	10000	13.5	20.0
Indeno[1,2,3-cd]pyrene	Ave	1.062	1.217	0.5000	11500	10000	14.6	20.0
Dibenz(a,h)anthracene	Ave	1.063	1.132	0.4000	10600	10000	6.5	20.0
Benzo[g,h,i]perylene	Ave	1.187	1.294	0.5000	10900	10000	9.1	20.0
2-Fluorophenol (Surr)	Ave	1.313	1.334		10200	10000	1.6	20.0
Phenol-d5 (Surr)	Ave	1.678	1.698		10100	10000	1.2	20.0
Nitrobenzene-d5 (Surr)	Ave	0.4147	0.4143		9990	10000	-0.1	20.0
2-Fluorobiphenyl	Ave	1.487	1.460		9820	10000	-1.8	20.0
2,4,6-Tribromophenol (Surr)	Ave	0.2548	0.3001		11800	10000	17.8	20.0
Terphenyl-d14 (Surr)	Ave	1.057	1.028		9730	10000	-2.7	20.0

FORM VII
GC/MS SEMI VOA CONTINUING CALIBRATION DATA

Lab Name: Eurofins TestAmerica, Edison Job No.: 460-210738-1

SDG No.:

Lab Sample ID: CCVIS 460-700957/2 Calibration Date: 06/12/2020 16:06

Instrument ID: CBNAMS18 Calib Start Date: 04/22/2020 09:32

GC Column: Rtxi-5Sil MS ID: 0.25(mm) Calib End Date: 04/22/2020 12:19

Lab File ID: P089632.D Conc. Units: ug/L

ANALYTE	CURVE TYPE	AVE RRF	RRF	MIN RRF	CALC AMOUNT	SPIKE AMOUNT	%D	MAX %D
1,4-Dioxane	Ave	0.6163	0.6660	0.0100	10800	10000	8.1	20.0
N-Nitrosodimethylamine	Ave	0.9350	1.069		11400	10000	14.4	20.0
Pyridine	Ave	1.515	1.734		22900	20000	14.5	20.0
Benzaldehyde	Ave	1.206	1.179	0.0100	3910	4000	-2.3	20.0
Phenol	Ave	2.033	2.181	0.8000	10700	10000	7.3	20.0
Aniline	Ave	2.381	2.617		11000	10000	9.9	20.0
Bis(2-chloroethyl)ether	Ave	1.487	1.727	0.7000	11600	10000	16.1	20.0
2-Chlorophenol	Ave	1.473	1.523	0.8000	10300	10000	3.4	20.0
n-Decane	Ave	1.424	3.033	0.0100	21300	10000	113.0*	20.0
1,3-Dichlorobenzene	Ave	1.610	1.616		10000	10000	0.4	20.0
1,4-Dichlorobenzene	Ave	1.606	1.682		10500	10000	4.7	20.0
Benzyl alcohol	Ave	0.9010	0.6038	0.0100	6700	10000	-33.0*	20.0
1,2-Dichlorobenzene	Ave	1.525	1.533		10100	10000	0.6	20.0
2-Methylphenol	Ave	1.303	1.344	0.7000	10300	10000	3.1	20.0
2,2'-oxybis[1-chloropropane]	Ave	1.703	3.961	0.0100	23300	10000	132.6*	20.0
N-Methylaniline	Ave	2.246	2.594		11500	10000	15.5	20.0
Acetophenone	Ave	2.073	2.347	0.0100	11300	10000	13.2	20.0
N-Nitrosodi-n-propylamine	Ave	1.077	1.288	0.5000	12000	10000	19.5	20.0
3 & 4 Methylphenol	Ave	1.530	1.511		9880	10000	-1.2	20.0
4-Methylphenol	Ave	1.527	1.483	0.6000	9710	10000	-2.9	20.0
Hexachloroethane	Ave	0.5821	0.6709	0.3000	11500	10000	15.3	20.0
Nitrobenzene	Ave	0.6767	0.7487	0.2000	11100	10000	10.6	20.0
n,n'-Dimethylaniline	Ave	2.176	2.327	0.0100	10700	10000	6.9	20.0
Isophorone	Ave	0.6962	0.8517	0.4000	12200	10000	22.3*	20.0
2-Nitrophenol	Ave	0.1920	0.1918	0.1000	9990	10000	-0.0	20.0
2,4-Dimethylphenol	Ave	0.3252	0.3190	0.2000	9810	10000	-1.9	20.0
Bis(2-chloroethoxy)methane	Ave	0.4580	0.5040	0.3000	11000	10000	10.1	20.0
Benzoic acid	Ave	0.1922	0.1996		10400	10000	3.8	20.0
2,4-Dichlorophenol	Ave	0.3048	0.2983	0.2000	9780	10000	-2.2	20.0
1,2,4-Trichlorobenzene	Ave	0.3257	0.3021		9280	10000	-7.2	20.0
Naphthalene	Ave	1.036	1.077	0.7000	10400	10000	4.0	20.0
4-Chloroaniline	Ave	0.4512	0.4478	0.0100	9920	10000	-0.8	20.0
Hexachlorobutadiene	Ave	0.1876	0.1740	0.0100	9280	10000	-7.2	20.0
Caprolactam	Ave	0.0909	0.1113	0.0100	4900	4000	22.4*	20.0
4-Chloro-3-methylphenol	Ave	0.3174	0.3458		10900	10000	9.0	20.0
2-Methylnaphthalene	Ave	0.6988	0.6841	0.4000	9790	10000	-2.1	20.0
1-Methylnaphthalene	Ave	0.6574	0.6304	0.0100	9590	10000	-4.1	20.0
Hexachlorocyclopentadiene	Ave	0.4694	0.4192	0.0500	8930	10000	-10.7	20.0
1,2,4,5-Tetrachlorobenzene	Ave	0.6236	0.5629	0.0100	9030	10000	-9.7	20.0
2-tertbutyl-4-methylphenol	Ave	0.4403	0.4292	0.0100	9750	10000	-2.5	20.0
2,4,6-Trichlorophenol	Ave	0.4094	0.4052	0.2000	9890	10000	-1.1	20.0

FORM VII
GC/MS SEMI VOA CONTINUING CALIBRATION DATA

Lab Name: Eurofins TestAmerica, Edison Job No.: 460-210738-1

SDG No.:

Lab Sample ID: CCVIS 460-700957/2 Calibration Date: 06/12/2020 16:06

Instrument ID: CBNAMS18 Calib Start Date: 04/22/2020 09:32

GC Column: Rtxi-5Sil MS ID: 0.25(mm) Calib End Date: 04/22/2020 12:19

Lab File ID: P089632.D Conc. Units: ug/L

ANALYTE	CURVE TYPE	AVE RRF	RRF	MIN RRF	CALC AMOUNT	SPIKE AMOUNT	%D	MAX %D
2,4,5-Trichlorophenol	Ave	0.4425	0.3990	0.2000	9020	10000	-9.8	20.0
1,1'-Biphenyl	Ave	1.581	1.647	0.0100	10400	10000	4.2	20.0
2-Chloronaphthalene	Ave	1.240	1.264	0.8000	10200	10000	1.9	20.0
Phenyl ether	Ave	0.8430	0.8578	0.0100	10200	10000	1.8	20.0
2-Nitroaniline	Ave	0.4020	0.6310	0.0100	15700	10000	57.0*	20.0
1,3-Dimethylnaphthalene	Ave	0.9496	0.9575	0.0100	10100	10000	0.8	20.0
Dimethyl phthalate	Ave	1.372	1.467	0.0100	10700	10000	7.0	20.0
Coumarin	Ave	0.2491	0.2470	0.0100	9920	10000	-0.8	20.0
2,6-Dinitrotoluene	Ave	0.3019	0.3337	0.2000	11100	10000	10.5	20.0
Acenaphthylene	Ave	1.837	1.982	0.9000	10800	10000	7.9	20.0
3-Nitroaniline	Ave	0.3389	0.3658	0.0100	10800	10000	7.9	20.0
3,5-di-tert-butyl-4-hydroxytol	Ave	1.170	1.135	0.0100	9700	10000	-3.0	20.0
Acenaphthene	Ave	1.124	1.138	0.9000	10100	10000	1.3	20.0
2,4-Dinitrophenol	Ave	0.1775	0.1845	0.0100	20800	20000	3.9	20.0
4-Nitrophenol	Ave	0.2529	0.4314	0.0100	34100	20000	70.6*	20.0
2,4-Dinitrotoluene	Ave	0.3984	0.4489	0.2000	11300	10000	12.7	20.0
Dibenzofuran	Ave	1.694	1.694	0.8000	10000	10000	0.0	20.0
2,3,4,6-Tetrachlorophenol	Ave	0.3621	0.3257	0.0100	8990	10000	-10.1	20.0
Diethyl phthalate	Ave	1.365	1.553	0.0100	11400	10000	13.7	20.0
4-Chlorophenyl phenyl ether	Ave	0.6971	0.6514	0.4000	9340	10000	-6.6	20.0
Fluorene	Ave	1.372	1.380	0.9000	10100	10000	0.6	20.0
4-Nitroaniline	Ave	0.3256	0.3593	0.0100	11000	10000	10.3	20.0
4,6-Dinitro-2-methylphenol	Ave	0.1364	0.1480	0.0100	21700	20000	8.5	20.0
N-Nitrosodiphenylamine	Ave	0.5966	0.6560	0.0100	11000	10000	10.0	20.0
1,2-Diphenylhydrazine	Ave	0.8670	1.203	0.0100	13900	10000	38.8*	20.0
4-Bromophenyl phenyl ether	Ave	0.2592	0.2743	0.1000	10600	10000	5.8	20.0
Hexachlorobenzene	Ave	0.3188	0.3000	0.1000	9410	10000	-5.9	20.0
Atrazine	Ave	0.2174	0.2376	0.0100	4370	4000	9.3	20.0
Pentachlorophenol	Ave	0.1593	0.1563	0.0500	19600	20000	-1.9	20.0
Pentachloronitrobenzene	Ave	0.1098	0.1269	0.0100	11600	10000	15.5	20.0
n-Octadecane	Ave	0.4874	1.311	0.0100	26900	10000	169.0*	20.0
Phenanthrene	Ave	1.180	1.308	0.7000	11100	10000	10.8	20.0
Anthracene	Ave	1.209	1.336	0.7000	11000	10000	10.5	20.0
Carbazole	Ave	1.047	1.195	0.0100	11400	10000	14.1	20.0
Di-n-butyl phthalate	Ave	1.197	1.606	0.0100	13400	10000	34.2*	20.0
Fluoranthene	Ave	1.187	1.239	0.6000	10400	10000	4.4	20.0
Benzidine	Ave	0.6195	0.1340		2160	10000	-78.4*	20.0
Pyrene	Ave	1.549	1.699	0.6000	11000	10000	9.6	20.0
Bisphenol-A	Ave	0.6505	0.5395		8290	10000	-17.1	20.0
Butyl benzyl phthalate	Ave	0.5865	0.8457	0.0100	14400	10000	44.2*	20.0

FORM VII
GC/MS SEMI VOA CONTINUING CALIBRATION DATA

Lab Name: Eurofins TestAmerica, Edison Job No.: 460-210738-1

SDG No.:

Lab Sample ID: CCVIS 460-700957/2 Calibration Date: 06/12/2020 16:06

Instrument ID: CBNAMS18 Calib Start Date: 04/22/2020 09:32

GC Column: Rtxi-5Sil MS ID: 0.25(mm) Calib End Date: 04/22/2020 12:19

Lab File ID: P089632.D Conc. Units: ug/L

ANALYTE	CURVE TYPE	AVE RRF	RRF	MIN RRF	CALC AMOUNT	SPIKE AMOUNT	%D	MAX %D
2,3,7,8-TCDD	Ave	0.2344	0.3395	0.0100	145	100	44.8*	20.0
Carbamazepine	Ave	0.4939	0.6580	0.0100	13300	10000	33.2*	20.0
3,3'-Dichlorobenzidine	Ave	0.5092	0.5496	0.0100	10800	10000	7.9	20.0
Benzo[a]anthracene	Ave	1.329	1.414	0.8000	10600	10000	6.4	20.0
Chrysene	Ave	1.322	1.341	0.7000	10100	10000	1.5	20.0
Bis(2-ethylhexyl) phthalate	Ave	0.7441	1.136	0.0100	15300	10000	52.7*	20.0
Di-n-octyl phthalate	Ave	1.146	1.631	0.0100	14200	10000	42.3*	20.0
Benzo[b]fluoranthene	Ave	1.154	1.215	0.7000	10500	10000	5.3	20.0
Benzo[k]fluoranthene	Ave	1.228	1.320	0.7000	10700	10000	7.5	20.0
Benzo[a]pyrene	Ave	0.9900	1.095	0.7000	11100	10000	10.6	20.0
Indeno[1,2,3-cd]pyrene	Ave	1.015	1.314	0.5000	12900	10000	29.4*	20.0
Dibenz(a,h)anthracene	Ave	1.015	1.318	0.4000	13000	10000	29.9*	20.0
Benzo[g,h,i]perylene	Ave	1.067	1.340	0.5000	12600	10000	25.5*	20.0
2-Fluorophenol (Surr)	Ave	1.394	1.568		11200	10000	12.5	20.0
Phenol-d5 (Surr)	Ave	1.795	2.070		11500	10000	15.3	20.0
Nitrobenzene-d5 (Surr)	Ave	0.4140	0.4883		11800	10000	17.9	20.0
2-Fluorobiphenyl	Ave	1.446	1.417		9800	10000	-2.0	20.0
2,4,6-Tribromophenol (Surr)	Ave	0.2747	0.2573		9360	10000	-6.4	20.0
Terphenyl-d14 (Surr)	Ave	1.126	1.168		10400	10000	3.7	20.0

FORM III
GC/MS SEMI VOA LAB CONTROL SAMPLE RECOVERY

Lab Name: Eurofins TestAmerica, Edison Job No.: 460-210738-1

SDG No.:

Matrix: Water Level: Low Lab File ID: M133258.D

Lab ID: LCS 460-700553/2-A Client ID:

COMPOUND	SPIKE ADDED (ug/L)	LCS CONCENTRATION (ug/L)	LCS % REC	QC LIMITS REC	#
1,1'-Biphenyl	80.0	68.6	86	59-102	
1,2,4,5-Tetrachlorobenzene	80.0	69.1	86	48-109	
2,2'-oxybis[1-chloropropane]	80.0	64.1	80	38-124	
2,3,4,6-Tetrachlorophenol	80.0	75.1	94	64-123	
2,4,5-Trichlorophenol	80.0	72.8	91	64-110	
2,4,6-Trichlorophenol	80.0	76.5	96	64-115	
2,4-Dichlorophenol	80.0	69.8	87	65-107	
2,4-Dimethylphenol	80.0	66.1	83	59-101	
2,4-Dinitrophenol	160	169	106	36-150	
2,4-Dinitrotoluene	80.0	81.5	102	63-122	
2,6-Dinitrotoluene	80.0	79.2	99	71-118	
2-Chloronaphthalene	80.0	69.3	87	57-102	
2-Chlorophenol	80.0	63.4	79	57-93	
2-Methylnaphthalene	80.0	66.2	83	57-103	
2-Methylphenol	80.0	54.2	68	45-86	
2-Nitroaniline	80.0	60.4	75	54-123	
2-Nitrophenol	80.0	72.9	91	60-126	
3,3'-Dichlorobenzidine	80.0	79.7	100	59-125	
3-Nitroaniline	80.0	71.3	89	57-110	
4,6-Dinitro-2-methylphenol	160	162	101	69-149	
4-Bromophenyl phenyl ether	80.0	75.5	94	65-115	
4-Chloro-3-methylphenol	80.0	65.6	82	60-107	
4-Chloroaniline	80.0	67.2	84	43-105	
4-Chlorophenyl phenyl ether	80.0	73.4	92	60-113	
4-Methylphenol	80.0	49.8	62	37-86	
4-Nitroaniline	80.0	75.1	94	52-122	
4-Nitrophenol	160	66.9	42	17-61	
Acenaphthene	80.0	69.0	86	54-108	
Acenaphthylene	80.0	72.5	91	64-102	
Acetophenone	80.0	67.7	85	65-109	
Anthracene	80.0	74.9	94	69-110	
Atrazine	40.0	55.7	139	10-150	
Benzaldehyde	40.0	46.9	117	47-134	
Benzo[a]anthracene	80.0	74.5	93	71-114	
Benzo[a]pyrene	80.0	79.7	100	67-106	
Benzo[b]fluoranthene	80.0	80.4	100	65-113	
Benzo[g,h,i]perylene	80.0	76.5	96	48-145	
Benzo[k]fluoranthene	80.0	81.7	102	66-116	
Bis(2-chloroethoxy)methane	80.0	69.5	87	64-114	
Bis(2-chloroethyl)ether	80.0	70.3	88	57-112	
Bis(2-ethylhexyl) phthalate	80.0	76.9	96	60-135	
Butyl benzyl phthalate	80.0	75.4	94	63-126	

Column to be used to flag recovery and RPD values

FORM III 8270D

FORM III
GC/MS SEMI VOA LAB CONTROL SAMPLE RECOVERY

Lab Name: Eurofins TestAmerica, Edison Job No.: 460-210738-1

SDG No.:

Matrix: Water Level: Low Lab File ID: M133258.D

Lab ID: LCS 460-700553/2-A Client ID:

COMPOUND	SPIKE ADDED (ug/L)	LCS CONCENTRATION (ug/L)	LCS % REC	QC LIMITS REC	#
Caprolactam	40.0	15.2	38	10-60	
Carbazole	80.0	76.5	96	68-113	
Chrysene	80.0	74.7	93	74-122	
Dibenz(a,h)anthracene	80.0	77.2	97	57-144	
Dibenzofuran	80.0	72.2	90	65-104	
Diethyl phthalate	80.0	75.2	94	65-105	
Dimethyl phthalate	80.0	74.7	93	68-105	
Di-n-butyl phthalate	80.0	78.4	98	66-113	
Di-n-octyl phthalate	80.0	78.0	97	40-133	
Fluoranthene	80.0	82.1	103	66-116	
Fluorene	80.0	72.4	91	64-108	
Hexachlorobenzene	80.0	75.4	94	59-129	
Hexachlorobutadiene	80.0	62.3	78	33-98	
Hexachlorocyclopentadiene	80.0	54.3	68	14-97	
Hexachloroethane	80.0	58.0	73	27-94	
Indeno[1,2,3-cd]pyrene	80.0	79.9	100	55-139	
Isophorone	80.0	73.3	92	64-113	
Naphthalene	80.0	65.5	82	56-99	
Nitrobenzene	80.0	69.4	87	67-109	
N-Nitrosodi-n-propylamine	80.0	68.6	86	60-111	
N-Nitrosodiphenylamine	80.0	72.6	91	67-110	
Pentachlorophenol	160	166	104	57-135	
Phenanthrene	80.0	73.5	92	69-108	
Phenol	80.0	26.0	33	20-53	
Pyrene	80.0	68.9	86	66-121	

Column to be used to flag recovery and RPD values

FORM III 8270D

FORM III
GC/MS SEMI VOA LAB CONTROL SAMPLE RECOVERY

Lab Name: Eurofins TestAmerica, Edison Job No.: 460-210738-1

SDG No.:

Matrix: Water Level: Low Lab File ID: P089635.D

Lab ID: LCS 460-700849/2-A Client ID:

COMPOUND	SPIKE ADDED (ug/L)	LCS CONCENTRATION (ug/L)	LCS % REC	QC LIMITS REC	#
1,1'-Biphenyl	80.0	72.4	90	59-102	
1,2,4,5-Tetrachlorobenzene	80.0	63.0	79	48-109	
2,2'-oxybis[1-chloropropane]	80.0	166	207	38-124	*
2,3,4,6-Tetrachlorophenol	80.0	62.1	78	64-123	
2,4,5-Trichlorophenol	80.0	62.4	78	64-110	
2,4,6-Trichlorophenol	80.0	64.9	81	64-115	
2,4-Dichlorophenol	80.0	62.3	78	65-107	
2,4-Dimethylphenol	80.0	64.0	80	59-101	
2,4-Dinitrophenol	160	138	86	36-150	
2,4-Dinitrotoluene	80.0	79.3	99	63-122	
2,6-Dinitrotoluene	80.0	81.6	102	71-118	
2-Chloronaphthalene	80.0	70.6	88	57-102	
2-Chlorophenol	80.0	61.9	77	57-93	
2-Methylnaphthalene	80.0	67.4	84	57-103	
2-Methylphenol	80.0	56.3	70	45-86	
2-Nitroaniline	80.0	115	143	54-123	*
2-Nitrophenol	80.0	69.5	87	60-126	
3,3'-Dichlorobenzidine	80.0	72.5	91	59-125	
3-Nitroaniline	80.0	73.9	92	57-110	
4,6-Dinitro-2-methylphenol	160	142	89	69-149	
4-Bromophenyl phenyl ether	80.0	70.0	87	65-115	
4-Chloro-3-methylphenol	80.0	72.6	91	60-107	
4-Chloroaniline	80.0	67.7	85	43-105	
4-Chlorophenyl phenyl ether	80.0	68.7	86	60-113	
4-Methylphenol	80.0	46.0	57	37-86	
4-Nitroaniline	80.0	75.1	94	52-122	
4-Nitrophenol	160	93.8	59	17-61	
Acenaphthene	80.0	72.1	90	54-108	
Acenaphthylene	80.0	77.0	96	64-102	
Acetophenone	80.0	78.8	99	65-109	
Anthracene	80.0	75.8	95	69-110	
Atrazine	40.0	81.9	205	10-150	*
Benzaldehyde	40.0	86.9	217	47-134	*
Benzo[a]anthracene	80.0	72.8	91	71-114	
Benzo[a]pyrene	80.0	77.0	96	67-106	
Benzo[b]fluoranthene	80.0	74.6	93	65-113	
Benzo[g,h,i]perylene	80.0	85.1	106	48-145	
Benzo[k]fluoranthene	80.0	70.3	88	66-116	
Bis(2-chloroethoxy)methane	80.0	80.5	101	64-114	
Bis(2-chloroethyl)ether	80.0	81.3	102	57-112	
Bis(2-ethylhexyl) phthalate	80.0	105	131	60-135	
Butyl benzyl phthalate	80.0	94.0	118	63-126	

Column to be used to flag recovery and RPD values

FORM III 8270D

FORM III
GC/MS SEMI VOA LAB CONTROL SAMPLE RECOVERY

Lab Name: Eurofins TestAmerica, Edison Job No.: 460-210738-1

SDG No.:

Matrix: Water Level: Low Lab File ID: P089635.D

Lab ID: LCS 460-700849/2-A Client ID:

COMPOUND	SPIKE ADDED (ug/L)	LCS CONCENTRATION (ug/L)	LCS % REC	QC LIMITS REC	#
Caprolactam	40.0	25.5	64	10-60	*
Carbazole	80.0	76.4	96	68-113	
Chrysene	80.0	69.7	87	74-122	
Dibenz(a,h)anthracene	80.0	88.8	111	57-144	
Dibenzofuran	80.0	71.2	89	65-104	
Diethyl phthalate	80.0	81.8	102	65-105	
Dimethyl phthalate	80.0	77.7	97	68-105	
Di-n-butyl phthalate	80.0	90.3	113	66-113	
Di-n-octyl phthalate	80.0	99.4	124	40-133	
Fluoranthene	80.0	73.3	92	66-116	
Fluorene	80.0	72.9	91	64-108	
Hexachlorobenzene	80.0	64.8	81	59-129	
Hexachlorobutadiene	80.0	57.7	72	33-98	
Hexachlorocyclopentadiene	80.0	56.0	70	14-97	
Hexachloroethane	80.0	67.7	85	27-94	
Indeno[1,2,3-cd]pyrene	80.0	87.7	110	55-139	
Isophorone	80.0	89.1	111	64-113	
Naphthalene	80.0	69.4	87	56-99	
Nitrobenzene	80.0	82.1	103	67-109	
N-Nitrosodi-n-propylamine	80.0	87.4	109	60-111	
N-Nitrosodiphenylamine	80.0	75.4	94	67-110	
Pentachlorophenol	160	130	81	57-135	
Phenanthrene	80.0	75.2	94	69-108	
Phenol	80.0	32.9	41	20-53	
Pyrene	80.0	71.4	89	66-121	

Column to be used to flag recovery and RPD values

FORM III 8270D

FORM III
GC/MS SEMI VOA LAB CONTROL SAMPLE DUPLICATE RECOVERY

Lab Name: Eurofins TestAmerica, Edison Job No.: 460-210738-1

SDG No.:

Matrix: Water Level: Low Lab File ID: M133259.D

Lab ID: LCSD 460-700553/3-A Client ID:

COMPOUND	SPIKE ADDED (ug/L)	LCSD CONCENTRATION (ug/L)	LCSD % REC	% RPD	QC LIMITS RPD	QC LIMITS REC	#
1,1'-Biphenyl	80.0	69.8	87	2	30	59-102	
1,2,4,5-Tetrachlorobenzene	80.0	68.2	85	1	30	48-109	
2,2'-oxybis[1-chloropropane]	80.0	63.9	80	0	30	38-124	
2,3,4,6-Tetrachlorophenol	80.0	75.5	94	1	30	64-123	
2,4,5-Trichlorophenol	80.0	72.7	91	0	30	64-110	
2,4,6-Trichlorophenol	80.0	77.0	96	1	30	64-115	
2,4-Dichlorophenol	80.0	70.0	87	0	30	65-107	
2,4-Dimethylphenol	80.0	66.8	84	1	30	59-101	
2,4-Dinitrophenol	160	170	106	0	30	36-150	
2,4-Dinitrotoluene	80.0	81.2	101	0	30	63-122	
2,6-Dinitrotoluene	80.0	79.6	99	1	30	71-118	
2-Chloronaphthalene	80.0	70.0	88	1	30	57-102	
2-Chlorophenol	80.0	63.5	79	0	30	57-93	
2-Methylnaphthalene	80.0	66.7	83	1	30	57-103	
2-Methylphenol	80.0	54.4	68	0	30	45-86	
2-Nitroaniline	80.0	59.4	74	2	30	54-123	
2-Nitrophenol	80.0	72.4	91	1	30	60-126	
3,3'-Dichlorobenzidine	80.0	81.5	102	2	30	59-125	
3-Nitroaniline	80.0	71.1	89	0	30	57-110	
4,6-Dinitro-2-methylphenol	160	163	102	1	30	69-149	
4-Bromophenyl phenyl ether	80.0	76.9	96	2	30	65-115	
4-Chloro-3-methylphenol	80.0	66.7	83	2	30	60-107	
4-Chloroaniline	80.0	66.9	84	1	30	43-105	
4-Chlorophenyl phenyl ether	80.0	74.0	93	1	30	60-113	
4-Methylphenol	80.0	49.8	62	0	30	37-86	
4-Nitroaniline	80.0	75.5	94	0	30	52-122	
4-Nitrophenol	160	66.5	42	1	30	17-61	
Acenaphthene	80.0	68.8	86	0	30	54-108	
Acenaphthylene	80.0	72.1	90	1	30	64-102	
Acetophenone	80.0	67.8	85	0	30	65-109	
Anthracene	80.0	73.6	92	2	30	69-110	
Atrazine	40.0	54.9	137	1	30	10-150	
Benzaldehyde	40.0	47.0	118	0	30	47-134	
Benzo[a]anthracene	80.0	76.1	95	2	30	71-114	
Benzo[a]pyrene	80.0	79.2	99	1	30	67-106	
Benzo[b]fluoranthene	80.0	79.8	100	1	30	65-113	
Benzo[g,h,i]perylene	80.0	77.2	97	1	30	48-145	
Benzo[k]fluoranthene	80.0	78.3	98	4	30	66-116	
Bis(2-chloroethoxy)methane	80.0	69.1	86	1	30	64-114	
Bis(2-chloroethyl)ether	80.0	70.9	89	1	30	57-112	
Bis(2-ethylhexyl) phthalate	80.0	77.2	97	0	30	60-135	
Butyl benzyl phthalate	80.0	75.4	94	0	30	63-126	

Column to be used to flag recovery and RPD values

FORM III 8270D

FORM III
GC/MS SEMI VOA LAB CONTROL SAMPLE DUPLICATE RECOVERY

Lab Name: Eurofins TestAmerica, Edison Job No.: 460-210738-1

SDG No.:

Matrix: Water Level: Low Lab File ID: M133259.D

Lab ID: LCSD 460-700553/3-A Client ID:

COMPOUND	SPIKE ADDED (ug/L)	LCSD CONCENTRATION (ug/L)	LCSD % REC	% RPD	QC LIMITS RPD	QC LIMITS REC	#
Caprolactam	40.0	14.6	36	4	30	10-60	
Carbazole	80.0	75.8	95	1	30	68-113	
Chrysene	80.0	75.8	95	1	30	74-122	
Dibenz(a,h)anthracene	80.0	76.7	96	1	30	57-144	
Dibenzofuran	80.0	70.5	88	2	30	65-104	
Diethyl phthalate	80.0	75.3	94	0	30	65-105	
Dimethyl phthalate	80.0	75.6	94	1	30	68-105	
Di-n-butyl phthalate	80.0	77.9	97	1	30	66-113	
Di-n-octyl phthalate	80.0	77.1	96	1	30	40-133	
Fluoranthene	80.0	81.9	102	0	30	66-116	
Fluorene	80.0	72.0	90	1	30	64-108	
Hexachlorobenzene	80.0	75.6	94	0	30	59-129	
Hexachlorobutadiene	80.0	63.2	79	1	30	33-98	
Hexachlorocyclopentadiene	80.0	54.4	68	0	30	14-97	
Hexachloroethane	80.0	57.0	71	2	30	27-94	
Indeno[1,2,3-cd]pyrene	80.0	79.9	100	0	30	55-139	
Isophorone	80.0	73.1	91	0	30	64-113	
Naphthalene	80.0	64.7	81	1	30	56-99	
Nitrobenzene	80.0	69.2	86	0	30	67-109	
N-Nitrosodi-n-propylamine	80.0	69.1	86	1	30	60-111	
N-Nitrosodiphenylamine	80.0	72.8	91	0	30	67-110	
Pentachlorophenol	160	163	102	2	30	57-135	
Phenanthrene	80.0	73.3	92	0	30	69-108	
Phenol	80.0	25.8	32	1	30	20-53	
Pyrene	80.0	69.3	87	1	30	66-121	

Column to be used to flag recovery and RPD values

FORM III 8270D

FORM III
GC/MS SEMI VOA LAB CONTROL SAMPLE DUPLICATE RECOVERY

Lab Name: Eurofins TestAmerica, Edison Job No.: 460-210738-1

SDG No.:

Matrix: Water Level: Low Lab File ID: P089636.D

Lab ID: LCSD 460-700849/3-A Client ID:

COMPOUND	SPIKE ADDED (ug/L)	LCSD CONCENTRATION (ug/L)	LCSD % REC	% RPD	QC LIMITS RPD	QC LIMITS REC	#
1,1'-Biphenyl	80.0	70.4	88	3	30	59-102	
1,2,4,5-Tetrachlorobenzene	80.0	58.7	73	7	30	48-109	
2,2'-oxybis[1-chloropropane]	80.0	160	200	4	30	38-124	*
2,3,4,6-Tetrachlorophenol	80.0	57.5	72	8	30	64-123	
2,4,5-Trichlorophenol	80.0	57.0	71	9	30	64-110	
2,4,6-Trichlorophenol	80.0	62.1	78	4	30	64-115	
2,4-Dichlorophenol	80.0	58.3	73	7	30	65-107	
2,4-Dimethylphenol	80.0	64.4	80	1	30	59-101	
2,4-Dinitrophenol	160	65.7	41	71	30	36-150	*1
2,4-Dinitrotoluene	80.0	79.2	99	0	30	63-122	
2,6-Dinitrotoluene	80.0	75.6	95	8	30	71-118	
2-Chloronaphthalene	80.0	66.1	83	7	30	57-102	
2-Chlorophenol	80.0	57.2	71	8	30	57-93	
2-Methylnaphthalene	80.0	65.4	82	3	30	57-103	
2-Methylphenol	80.0	56.5	71	0	30	45-86	
2-Nitroaniline	80.0	107	134	7	30	54-123	*
2-Nitrophenol	80.0	57.2	71	19	30	60-126	
3,3'-Dichlorobenzidine	80.0	73.5	92	1	30	59-125	
3-Nitroaniline	80.0	69.0	86	7	30	57-110	
4,6-Dinitro-2-methylphenol	160	108	67	28	30	69-149	*
4-Bromophenyl phenyl ether	80.0	69.1	86	1	30	65-115	
4-Chloro-3-methylphenol	80.0	70.6	88	3	30	60-107	
4-Chloroaniline	80.0	64.6	81	5	30	43-105	
4-Chlorophenyl phenyl ether	80.0	64.6	81	6	30	60-113	
4-Methylphenol	80.0	46.1	58	0	30	37-86	
4-Nitroaniline	80.0	71.2	89	5	30	52-122	
4-Nitrophenol	160	85.0	53	10	30	17-61	
Acenaphthene	80.0	68.4	85	5	30	54-108	
Acenaphthylene	80.0	72.3	90	6	30	64-102	
Acetophenone	80.0	76.9	96	2	30	65-109	
Anthracene	80.0	72.8	91	4	30	69-110	
Atrazine	40.0	78.6	196	4	30	10-150	*
Benzaldehyde	40.0	89.6	224	3	30	47-134	*
Benzo[a]anthracene	80.0	71.5	89	2	30	71-114	
Benzo[a]pyrene	80.0	75.8	95	2	30	67-106	
Benzo[b]fluoranthene	80.0	73.9	92	1	30	65-113	
Benzo[g,h,i]perylene	80.0	82.6	103	3	30	48-145	
Benzo[k]fluoranthene	80.0	73.6	92	5	30	66-116	
Bis(2-chloroethoxy)methane	80.0	77.5	97	4	30	64-114	
Bis(2-chloroethyl)ether	80.0	79.8	100	2	30	57-112	
Bis(2-ethylhexyl) phthalate	80.0	104	130	0	30	60-135	
Butyl benzyl phthalate	80.0	96.4	120	2	30	63-126	

Column to be used to flag recovery and RPD values

FORM III 8270D

FORM III
GC/MS SEMI VOA LAB CONTROL SAMPLE DUPLICATE RECOVERY

Lab Name: Eurofins TestAmerica, Edison Job No.: 460-210738-1

SDG No.:

Matrix: Water Level: Low Lab File ID: P089636.D

Lab ID: LCSD 460-700849/3-A Client ID:

COMPOUND	SPIKE ADDED (ug/L)	LCSD CONCENTRATION (ug/L)	LCSD % REC	% RPD	QC LIMITS RPD	QC LIMITS REC	#
Caprolactam	40.0	24.3	61	5	30	10-60	*
Carbazole	80.0	73.9	92	3	30	68-113	
Chrysene	80.0	69.6	87	0	30	74-122	
Dibenz(a,h)anthracene	80.0	87.4	109	2	30	57-144	
Dibenzofuran	80.0	68.4	86	4	30	65-104	
Diethyl phthalate	80.0	78.1	98	5	30	65-105	
Dimethyl phthalate	80.0	72.9	91	6	30	68-105	
Di-n-butyl phthalate	80.0	87.8	110	3	30	66-113	
Di-n-octyl phthalate	80.0	95.1	119	4	30	40-133	
Fluoranthene	80.0	70.3	88	4	30	66-116	
Fluorene	80.0	70.0	87	4	30	64-108	
Hexachlorobenzene	80.0	61.8	77	5	30	59-129	
Hexachlorobutadiene	80.0	57.9	72	0	30	33-98	
Hexachlorocyclopentadiene	80.0	53.6	67	5	30	14-97	
Hexachloroethane	80.0	66.2	83	2	30	27-94	
Indeno[1,2,3-cd]pyrene	80.0	85.3	107	3	30	55-139	
Isophorone	80.0	88.4	111	1	30	64-113	
Naphthalene	80.0	69.7	87	0	30	56-99	
Nitrobenzene	80.0	77.4	97	6	30	67-109	
N-Nitrosodi-n-propylamine	80.0	83.0	104	5	30	60-111	
N-Nitrosodiphenylamine	80.0	73.4	92	3	30	67-110	
Pentachlorophenol	160	120	75	8	30	57-135	
Phenanthrene	80.0	72.2	90	4	30	69-108	
Phenol	80.0	28.6	36	14	30	20-53	
Pyrene	80.0	71.8	90	1	30	66-121	

Column to be used to flag recovery and RPD values

FORM III 8270D

3-IN
METHOD BLANK
METALS

Lab Name: Eurofins TestAmerica, Edison Job No.: 460-210738-1

SDG No.:

Concentration Units: ug/L Lab Sample ID: MB 460-700819/1-A

Instrument Code: ICP5 Batch No.: 700892

CAS No.	Analyte	Concentration	C	Q	Method
7440-22-4	Silver	5.8	U		6010D
7440-38-2	Arsenic	3.81	J		6010D
7440-39-3	Barium	13.2	U		6010D
7440-43-9	Cadmium	0.33	U		6010D
7440-47-3	Chromium	5.0	U		6010D
7439-92-1	Lead	2.4	U		6010D
7782-49-2	Selenium	5.9	U		6010D

FORM III-IN

5-IN
MATRIX SPIKE SAMPLE RECOVERY
GENERAL CHEMISTRY

Lab Name: Eurofins TestAmerica, Edison Job No.: 460-210738-1

SDG No.:

Matrix: Water

Method	Lab Sample ID	Analyte	Result	C	Unit	Spike Amount	Pct. Rec.	Limits	RPD	RPD Limit	Q
Batch ID: 702005	Date: 06/17/2020 17:15		Prep Batch: 701862			Date: 06/17/2020 07:52					
9016	460-210738-1	Cyanide, Free	1.5	U	ug/L						F1
9016	460-210738-1 MS	Cyanide, Free	34.55		ug/L	50.0	69	76-111			F1

Calculations are performed before rounding to avoid round-off errors in calculated results.

FORM V-IN

5-IN
MATRIX SPIKE DUPLICATE SAMPLE RECOVERY
GENERAL CHEMISTRY

Lab Name: Eurofins TestAmerica, Edison Job No.: 460-210738-1

SDG No.:

Matrix: Water

Method	Lab Sample ID	Analyte	Result	C	Unit	Spike Amount	Pct. Rec.	Limits	RPD	RPD Limit	Q
Batch ID: 702005	Date: 06/17/2020 17:15		Prep Batch: 701862			Date: 06/17/2020 07:52					
9016	460-210738-1 MSD	Cyanide, Free	33.89		ug/L	50.0	68	76-111	2	20	F1

Calculations are performed before rounding to avoid round-off errors in calculated results.

FORM V-IN

Sample Summary

Client: AECOM
Job ID: 460-211048-1
Project/Site: Nassau Ave & Sheridan Blvd, Inwood, NY

Lab Sample ID	Client Sample ID	Matrix	Collected	Received	Asset ID
460-211048-1	GW-3	Water	06/10/20 08:05	06/11/20 16:25	
460-211048-2	MW-3I	Water	06/10/20 09:55	06/11/20 16:25	
460-211048-3	MW-21S	Water	06/10/20 11:00	06/11/20 16:25	
460-211048-4	GW-1	Water	06/10/20 12:05	06/11/20 16:25	
460-211048-5	DUP061020A	Water	06/10/20 12:00	06/11/20 16:25	
460-211048-6	MW-1I	Water	06/10/20 13:00	06/11/20 16:25	
460-211048-7	MW-1D	Water	06/10/20 14:00	06/11/20 16:25	
460-211048-8	MW-51S	Water	06/10/20 15:30	06/11/20 16:25	
460-211048-9	DUP061020B	Water	06/10/20 16:00	06/11/20 16:25	
460-211048-10	MW-51I	Water	06/10/20 14:35	06/11/20 16:25	
460-211048-11	FB061020	Water	06/10/20 15:45	06/11/20 16:25	
460-211048-12	GW-5	Water	06/11/20 07:55	06/11/20 16:25	
460-211048-13	GW-2	Water	06/11/20 09:30	06/11/20 16:25	
460-211048-14	MW-5D	Water	06/11/20 11:05	06/11/20 16:25	
460-211048-15	MW-5I	Water	06/11/20 12:30	06/11/20 16:25	
460-211048-16	GW-7	Water	06/11/20 13:50	06/11/20 16:25	
460-211048-17	MW-11I	Water	06/11/20 14:35	06/11/20 16:25	
460-211048-18	GW-11	Water	06/11/20 15:30	06/11/20 16:25	
460-211048-19	FB061120	Water	06/11/20 15:00	06/11/20 16:25	
460-211048-20	Trip Blank	Water	06/11/20 00:00	06/11/20 16:25	
460-211048-21	DUP061120	Water	06/11/20 12:00	06/11/20 16:25	

Chain of Custody Record 448329

eurofins | Environment Testing TestAmerica

Address: _____

Regulatory Program: ☐ DW ☐ NPDES ☐ RCRA ☐ Other:

TAL-8210

Client Contact	Project Manager:	Site Contact:	Date:	COC No:
Company Name: AECOM	Tel/Email:	Lab Contact:	Carrier:	1 of 2 COCs
Address: 1255 Broad St	Analysis Turnaround Time			Sampler:
City/State/Zip: Clifton NJ	☐ CALENDAR DAYS ☐ WORKING DAYS			For Lab Use Only:
Phone: 973-883-8500	TAT if different from Below _____			Walk-in Client:
Fax:	☐ 2 weeks			Sampling:
Project Name: National Grid - Inwood NY	☐ 1 week			/ SDG No. 211048
Site:	☐ 2 days			
PO#	☐ 1 day			

460-211048 Chain of Custody

Sample Identification	Sample Date	Sample Time	Sample Type (C=Comp, G=Grab)	Matrix	# of Cont.	Filtered Sample (Y/N)	Perform MS/MSD (Y/N)	TCL VOCs	TCL SVOCs	Total Metals RCRA	Free Cyanide	Sample Specific Notes:
GW-3	6/10/20	8:05	G	GW	7			X	X	X	X	1
MW-3I		955						X	X	X	X	2
MW-21S		1100						X	X	X	X	3
GW-1		1205						X	X	X	X	4
DUP061020A		1200						X	X	X	X	5
MW-1I		1300						X	X	X	X	6
MW-1D		1400						X	X	X	X	7
MW-51S		1530						X	X	X	X	8
DUP061020B		1600						X	X	X	X	9
MW-51I		1435						X	X	X	X	10
FB061020		1545		QC	6			X	X	X	X	11
GW-5	6/11/20	755		GW	7			X	X	X	X	12

Preservation Used: 1= Ice, 2= HCl; 3= H2SO4; 4=HNO3; 5=NaOH; 6= Other _____

Possible Hazard Identification:
Are any samples from a listed EPA Hazardous Waste? Please List any EPA Waste Codes for the sample in the Comments Section if the lab is to dispose of the sample.

☐ Non-Hazard ☐ Flammable ☐ Skin Irritant ☐ Poison B ☐ Unknown

Sample Disposal (A fee may be assessed if samples are retained longer than 1 month)

☐ Return to Client ☐ Disposal by Lab ☐ Archive for _____ Months

Special Instructions/QC Requirements & Comments: Confirm Analysis w/ P.M (S. Martin)

Custody Seals Intact: ☐ Yes ☐ No | Custody Seal No.: | Cooler Temp. (°C): Obs'd: _____ Corr'd: _____ Therm ID No.: _____

Relinquished by:	Company:	Date/Time:	Received by:	Company:	Date/Time:
[signature]	AECOM	6/11/20 1545	[signature]	6/11/20	15:47
[signature]	[signature]	6/11/20 1625	[signature]	ETA	6/11/20 1625
Relinquished by:	Company:	Date/Time:	Received in Laboratory by:	Company:	Date/Time:

[signature] 11 / 10 / 13

Chain of Custody Record 448328

eurofins | Environment Testing TestAmerica

Address: _____

Regulatory Program: ☐ DW ☐ NPDES ☐ RCRA ☐ Other:

TAL-8210

Client Contact	Project Manager:	Site Contact:	Date:	COC No:
Company Name: AECOM	Tel/Email:	Lab Contact:	Carrier:	2 of 2 COCs
Address: 1255 Broad St	**Analysis Turnaround Time**			Sampler:
City/State/Zip: Clifton NJ	☐ CALENDAR DAYS ☐ WORKING DAYS			**For Lab Use Only:**
Phone: 973-883-8500	TAT if different from Below _____			Walk-in Client:
Fax:	☐ 2 weeks			Lab Sampling:
Project Name: National Grid - Inwood NY	☐ 1 week			
Site:	☐ 2 days			Job / SDG No.: 211048
P O #	☐ 1 day			

Sample Identification	Sample Date	Sample Time	Sample Type (C=Comp, G=Grab)	Matrix	# of Cont.	Filtered Sample (Y / N)	Perform MS / MSD (Y / N)	TCL VOCs	TCL SVOCs	Total metals RCRA	Free Cyanide	Sample Specific Notes:
GW-2	6/11/20	930	G	GW	7			X	X	X	X	13
MW-5D		1105						X	X	X	X	14
MW-5I		1230						X	X	X	X	15
GW-7		1350						X	X	X	X	16
MW-11I		1435						X	X	X	X	17
GW-11		1530						X	X	X	X	18
EB061120		1500		QC	6			X	X	X	X	19
Trip Blank		—		QC	2			X				20
Dup061120		1200		GW	7			X	X	X	X	21

Preservation Used: 1= Ice, 2= HCl; 3= H2SO4; 4=HNO3; 5=NaOH; 6= Other _____

Possible Hazard Identification:
Are any samples from a listed EPA Hazardous Waste? Please List any EPA Waste Codes for the sample in the Comments Section if the lab is to dispose of the sample.

☐ Non-Hazard ☐ Flammable ☐ Skin Irritant ☐ Poison B ☐ Unknown

Sample Disposal (A fee may be assessed if samples are retained longer than 1 month)

☐ Return to Client ☐ Disposal by Lab ☐ Archive for _____ Months

Special Instructions/QC Requirements & Comments: Confirm Analysis w/ P.M (S. Mantri)

Custody Seals Intact: ☐ Yes ☐ No | Custody Seal No.: | Cooler Temp. (°C): Obs'd: _____ Corr'd: _____ | Therm ID No.: _____

Relinquished by:	Company:	Date/Time:	Received by:	Company:	Date/Time:
[signature]	AECOM 15:45	6/11/20	[signature]	TA Seal	06/11/20 15:47
[signature] TA Seal	06/11/20	16:25	[signature]	ETA	6/11/20 1625
Relinquished by:	Company:	Date/Time:	Received in Laboratory by:	Company:	Date/Time:

Temp 11 / 1.0 / 1.3°

Eurofins TestAmerica Edison
Receipt Temperature and pH Log

Job Number: 211048

Number of Coolers: 2 IR Gun # 11

Cooler Temperatures

	RAW	CORRECTED		RAW	CORRECTED		RAW	CORRECTED
Cooler #1:	1.0 °C	°C	Cooler #4:	°C	°C	Cooler #7:	°C	°C
Cooler #2:	1.3 °C	°C	Cooler #5:	°C	°C	Cooler #8:	°C	°C
Cooler #3:	°C	°C	Cooler #6:	°C	°C	Cooler #9:	°C	°C

TALS Sample Number	Ammonia (pH<2)	COD (pH<2)	Nitrate Nitrite (pH<2)	Metals* (pH<2)	Hardness (pH<2)	Pest (pH 5-9)	EPH or QAM (pH<2)	Phenols (pH<2)	Sulfide (pH>9)	TKN (pH<2)	TOC (pH<2)	Total Cyanide (pH>12)	Total Phos (pH<2)	Other	Other
1				<2								>12			
2				<2								>12			
3				<2								>12			
4				<2								>12			
5				<2								>12			
6				<2								>12			
7				<2								>12			
8				<2								>12			
9				<2								>12			
10				<2								>12			
11				<2								>12			
12				<2								>12			
13				<2								>12			

If pH adjustments are required record the information below:

Sample No(s). adjusted: _____

Preservative Name/Conc.: _____ Volume of Preservative used (ml): _____

Lot # of Preservative(s): _____ Expiration Date: _____

The appropriate Project Manager and Department Manager should be notified about the samples which were pH adjusted.

* *Samples for Metal analysis which are out of compliance must be acidified at least 24 hours prior to analysis.*

EDS-WI-038, Rev 4.1
10/22/2019

Initials: RD **Date:** 06/11/20

Eurofins TestAmerica Edison
Receipt Temperature and pH Log

Job Number: 211048

Number of Coolers: _____ IR Gun # _____

Cooler Temperatures

	RAW	CORRECTED		RAW	CORRECTED		RAW	CORRECTED
Cooler #1:	°C	°C	Cooler #4:	°C	°C	Cooler #7:	°C	°C
Cooler #2:	°C	°C	Cooler #5:	°C	°C	Cooler #8:	°C	°C
Cooler #3:	°C	°C	Cooler #6:	°C	°C	Cooler #9:	°C	°C

TALS Sample Number	Ammonia (pH<2)	COD (pH<2)	Nitrate Nitrite (pH<2)	Metals* (pH<2)	Hardness (pH<2)	Pest (pH 5-9)	EPH or QAM (pH<2)	Phenols (pH<2)	Sulfide (pH>9)	TKN (pH<2)	TOC (pH<2)	Total Cyanide (pH>12)	Total Phos (pH<2)	Other	Other
14				<2								>12			
15				<2								>12			
16				<2								>12			
17				<2								>12			
18				<2								>12			
19				<2								>12			
21				<2								>12			

If pH adjustments are required record the information below:

Sample No(s). adjusted: _____

Preservative Name/Conc.: _____ Volume of Preservative used (ml): _____

Lot # of Preservative(s): _____ Expiration Date: _____

The appropriate Project Manager and Department Manager should be notified about the samples which were pH adjusted.

**Samples for Metal analysis which are out of compliance must be acidified at least 24 hours prior to analysis.*

EDS-WI-038, Rev 4.1
10/22/2019

Initials: _____ Date: _____

Login Sample Receipt Checklist

Client: AECOM

Job Number: 460-211048-1

Login Number: 211048
List Number: 1
Creator: Rivera, Kenneth

List Source: Eurofins TestAmerica, Edison

Question	Answer	Comment
Radioactivity wasn't checked or is </= background as measured by a survey meter.	N/A	
The cooler's custody seal, if present, is intact.	True	
Sample custody seals, if present, are intact.	True	
The cooler or samples do not appear to have been compromised or tampered with.	True	
Samples were received on ice.	True	
Cooler Temperature is acceptable.	True	
Cooler Temperature is recorded.	True	
COC is present.	True	
COC is filled out in ink and legible.	True	
COC is filled out with all pertinent information.	True	
Is the Field Sampler's name present on COC?	True	
There are no discrepancies between the containers received and the COC.	True	
Samples are received within Holding Time (excluding tests with immediate HTs)	True	
Sample containers have legible labels.	True	
Containers are not broken or leaking.	True	
Sample collection date/times are provided.	True	
Appropriate sample containers are used.	True	
Sample bottles are completely filled.	True	
Sample Preservation Verified.	True	
There is sufficient vol. for all requested analyses, incl. any requested MS/MSDs	True	
Containers requiring zero headspace have no headspace or bubble is <6mm (1/4").	False	Headspace larger than 1/4" in one or more vials, one vial with accpt. headspace
Multiphasic samples are not present.	True	
Samples do not require splitting or compositing.	True	
Residual Chlorine Checked.	N/A	

CASE NARRATIVE

Client: AECOM

Project: Nassau Ave & Sheridan Blvd, Inwood, NY

Report Number: 460-211048-1

This case narrative is in the form of an exception report, where only the anomalies related to this report, method specific performance and/or QA/QC issues are discussed. If there are no issues to report, this narrative will include a statement that documents that there are no relevant data issues.

It should be noted that samples with elevated Reporting Limits (RLs) as a result of a dilution may not be able to satisfy customer reporting limits in some cases. Such increases in the RLs are unavoidable but acceptable consequence of sample dilution that enables quantification of target analytes or interferences which exceed the calibration range of the instrument.

Calculations are performed before rounding to avoid round-off errors in calculated results.

All holding times were met and proper preservation noted for the methods performed on these samples, unless otherwise detailed in the individual sections below.

RECEIPT
The samples were received on 06/11/2020; the samples arrived in good condition, properly preserved and on ice. The temperature of the coolers at receipt was C.

Note: All samples which require thermal preservation are considered acceptable if the arrival temperature is within 2C of the required temperature or method specified range. For samples with a specified temperature of 4C, samples with a temperature ranging from just above freezing temperature of water to 6C shall be acceptable. Samples that are hand delivered immediately following collection may not meet these criteria, however they will be deemed acceptable according to NELAC standards, if there is evidence that the chilling process has begun, such as arrival on ice, etc.

VOLATILE ORGANIC COMPOUNDS (GC-MS)
Samples GW-3 (460-211048-1), MW-3I (460-211048-2), MW-21S (460-211048-3), GW-1 (460-211048-4), DUP061020A (460-211048-5), MW-1I (460-211048-6), MW-1D (460-211048-7), MW-51S (460-211048-8), DUP061020B (460-211048-9), MW-51I (460-211048-10), FB061020 (460-211048-11), GW-5 (460-211048-12), GW-2 (460-211048-13), MW-5D (460-211048-14), MW-5I (460-211048-15), GW-7 (460-211048-16), MW-11I (460-211048-17), GW-11 (460-211048-18), FB061120 (460-211048-19), Trip Blank (460-211048-20) and DUP061120 (460-211048-21) were analyzed for Volatile organic compounds (GC-MS) in accordance with EPA SW-846 Methods 8260C. The samples were analyzed on 06/16/2020.

The following sample was diluted to bring the concentration of target analytes within the calibration range: MW-51I (460-211048-10). Elevated reporting limits (RLs) are provided.

The continuing calibration verification (CCV) analyzed in batch 460-701736 was outside the method criteria for the following analytes: Chloromethane and Bromomethane. A CCV standard at or below the reporting limit (RL) was analyzed with the affected samples and found to be acceptable. As indicated in the reference method, sample analysis may proceed; however, any detection for the affected analytes is considered estimated.

The following sample was diluted to bring the concentration of target analytes within the calibration range: MW-21S (460-211048-3). Elevated reporting limits (RLs) are provided.

Bromomethane exceeded the RPD limit for the MSD of sample MW-1DMSD (460-211048-7) in batch 460-701579.

Refer to the QC report for details.

Samples MW-21S (460-211048-3)[5X] and MW-51I (460-211048-10)[25X] required dilution prior to analysis. The reporting limits have been adjusted accordingly.

No other difficulties were encountered during the volatiles analysis.

All other quality control parameters were within the acceptance limits.

SEMIVOLATILE ORGANIC COMPOUNDS (GC/MS)
Samples GW-3 (460-211048-1), MW-3I (460-211048-2), MW-21S (460-211048-3), GW-1 (460-211048-4), DUP061020A (460-211048-5), MW-1I (460-211048-6), MW-1D (460-211048-7), MW-51S (460-211048-8), DUP061020B (460-211048-9), MW-51I (460-211048-10), FB061020 (460-211048-11), GW-5 (460-211048-12), GW-2 (460-211048-13), MW-5D (460-211048-14), MW-5I (460-211048-15), GW-7 (460-211048-16), MW-11I (460-211048-17), GW-11 (460-211048-18), FB061120 (460-211048-19) and DUP061120 (460-211048-21)

were analyzed for semivolatile organic compounds (GC/MS) in accordance with EPA SW-846 Method 8270D. The samples were prepared on 06/14/2020 and analyzed on 06/14/2020 and 06/15/2020.

The continuing calibration verification (CCV) analyzed in batch 460-701264 was outside the method criteria for the following analyte(s): Benzaldehyde, Benzo[g,h,i]perylene, Dibenz(a,h)anthracene and Indeno[1,2,3-cd]pyrene. A CCV standard at or below the reporting limit (RL) was analyzed with the affected samples and found to be acceptable. As indicated in the reference method, sample analysis may proceed; however, any detection for the affected analyte(s) is considered estimated.

The laboratory control sample (LCS) or laboratory control sample duplicate (LCSD) for preparation batch 460-701214 and analytical batch 460-701264 recovered outside control limits for the following analytes: Atrazine, Benzaldehyde, Benzo[a]pyrene and Hexachlorobutadiene. These analytes were biased high in the LCS/LCSD and were not detected in the associated samples; therefore, the data have been reported.

The RPD of the laboratory control sample (LCS) and laboratory control sample duplicate (LCSD) for preparation batch 460-701214 and analytical batch 460-701264 recovered outside control limits for the following analytes: Atrazine, Benzaldehyde and Caprolactam.

The continuing calibration verification (CCV) analyzed in batch 460-701285 was outside the method criteria for the following analyte(s): 4-Methylphenol, 2,4-Dinitrophenol, 2,4,6-Trichlorophenol, 2,2'-oxybis[1-chloropropane], 1,2,4,5-Tetrachlorobenzene, Hexachlorobenzene, Hexachlorocyclopentadiene, Hexachlorobutadiene, Benzo[g,h,i]perylene, Benzaldehyde, Dibenz(a,h)anthracene and Pentachlorophenol. A CCV standard at or below the reporting limit (RL) was analyzed with the affected samples and found to be acceptable. As indicated in the reference method, sample analysis may proceed; however, any detection for the affected analyte(s) is considered estimated.

The following sample was diluted due to abundance of target analytes : MW-21S (460-211048-3). As such, surrogate recoveries are below the calibration range or are not reported, and elevated reporting limits (RLs) are provided.

2,4,6-Tribromophenol (Surr), 2-Fluorobiphenyl, 2-Fluorophenol (Surr), Nitrobenzene-d5 (Surr), Phenol-d5 (Surr) and Terphenyl-d14 (Surr) failed the surrogate recovery criteria low for MW-21S (460-211048-3). Refer to the QC report for details.

Atrazine and Benzaldehyde failed the recovery criteria high for LCS 460-701214/2-A. Benzo[a]pyrene and Hexachlorobutadiene failed the recovery criteria high for LCSD 460-701214/3-A. Atrazine, Benzaldehyde and Caprolactam exceeded the RPD limit. Refer to the QC report for details.

Sample MW-21S (460-211048-3)[25X] required dilution prior to analysis. The reporting limits have been adjusted accordingly.

No other difficulties were encountered during the semivolatiles analysis.

All other quality control parameters were within the acceptance limits.

METALS

Samples GW-3 (460-211048-1), MW-3I (460-211048-2), MW-21S (460-211048-3), GW-1 (460-211048-4), DUP061020A (460-211048-5), MW-1I (460-211048-6), MW-1D (460-211048-7), MW-51S (460-211048-8), DUP061020B (460-211048-9), MW-51I (460-211048-10), FB061020 (460-211048-11), GW-5 (460-211048-12), GW-2 (460-211048-13), MW-5D (460-211048-14), MW-5I (460-211048-15), GW-7 (460-211048-16), MW-11I (460-211048-17), GW-11 (460-211048-18), FB061120 (460-211048-19) and DUP061120 (460-211048-21) were analyzed for Metals in accordance with 6010D. The samples were prepared on 06/14/2020 and 06/15/2020 and analyzed on 06/14/2020, 06/15/2020, 06/16/2020 and 06/17/2020.

Arsenic and Lead exceeded the RPD limit for the duplicate of sample 460-210812-1. for the duplicate of sample 460-210934-2. Refer to the QC report for details.

No other difficulties were encountered during the Metals analysis.

All other quality control parameters were within the acceptance limits.

TOTAL MERCURY

Samples GW-3 (460-211048-1), MW-3I (460-211048-2), MW-21S (460-211048-3), GW-1 (460-211048-4), DUP061020A (460-211048-5), MW-1I (460-211048-6), MW-1D (460-211048-7), MW-51S (460-211048-8), DUP061020B (460-211048-9), MW-51I (460-211048-10), FB061020 (460-211048-11), GW-5 (460-211048-12), GW-2 (460-211048-13), MW-5D (460-211048-14), MW-5I (460-211048-15), GW-7 (460-211048-16), MW-11I (460-211048-17), GW-11 (460-211048-18), FB061120 (460-211048-19) and DUP061120 (460-211048-21) were analyzed for total mercury in accordance with EPA SW-846 Methods 7470A. The samples were prepared and analyzed on 06/16/2020.

No difficulties were encountered during the Hg analysis.

All quality control parameters were within the acceptance limits.

FREE CYANIDE

Samples GW-3 (460-211048-1), MW-3I (460-211048-2), MW-21S (460-211048-3), GW-1 (460-211048-4), DUP061020A (460-211048-5), MW-1I (460-211048-6), MW-1D (460-211048-7), MW-51S (460-211048-8), DUP061020B (460-211048-9), MW-51I (460-211048-10), FB061020 (460-211048-11), GW-5 (460-211048-12), GW-2 (460-211048-13), MW-5D (460-211048-14), MW-5I (460-211048-15), GW-7

(460-211048-16), MW-11I (460-211048-17), GW-11 (460-211048-18), FB061120 (460-211048-19) and DUP061120 (460-211048-21) were analyzed for Free Cyanide in accordance with EPA SW-846 Method 9016. The samples were prepared and analyzed on 06/18/2020.

Cyanide, Free failed the recovery criteria low for the MS/MSD of sample GW-3MS (460-211048-1) in batch 460-702208.

Refer to the QC report for details.

No other difficulties were encountered during the Free Cyanide analysis.

All other quality control parameters were within the acceptance limits.

FORM VII
GC/MS VOA CONTINUING CALIBRATION DATA

Lab Name: Eurofins TestAmerica, Edison Job No.: 460-211048-1

SDG No.:

Lab Sample ID: CCVIS 460-701579/3 Calibration Date: 06/16/2020 07:47

Instrument ID: CVOAMS15 Calib Start Date: 06/13/2020 00:05

GC Column: DB-624 ID: 0.18(mm) Calib End Date: 06/13/2020 10:16

Lab File ID: T34709.D Conc. Units: ug/L Heated Purge: (Y/N) N

ANALYTE	CURVE TYPE	AVE RRF	RRF	MIN RRF	CALC AMOUNT	SPIKE AMOUNT	%D	MAX %D
Monochloropentafluoroethane	Ave	0.0480	0.0189		7.89	20.0	-60.6*	20.0
1,1-Difluoroethane	Ave	0.1155	0.0919		15.9	20.0	-20.4*	20.0
Chlorotrifluoroethene	Ave	0.0721	0.0436		12.1	20.0	-39.6*	20.0
Dichlorodifluoromethane	Ave	0.3206	0.2848	0.1000	17.8	20.0	-11.2	20.0
Chlorodifluoromethane	QuaF		0.0419		16.3	20.0	-18.6	20.0
Chloromethane	Ave	0.1831	0.1613	0.1000	17.6	20.0	-11.9	20.0
Vinyl chloride	Ave	0.2920	0.2790	0.1000	19.1	20.0	-4.4	20.0
Butadiene	QuaF		0.2306		17.0	20.0	-14.8	20.0
Bromomethane	QuaF		1.395	0.1000	24.1	20.0	20.4	50.0
Chloroethane	Ave	2.171	2.545	0.1000	23.4	20.0	17.2	50.0
Dichlorofluoromethane	Ave	0.5312	0.5487		20.7	20.0	3.3	20.0
Trichlorofluoromethane	Ave	0.5048	0.5793	0.1000	23.0	20.0	14.8	20.0
Pentane	Ave	0.0532	0.0528		39.7	40.0	-0.8	20.0
Ethanol	Ave	0.3684	0.4602		999	800	24.9	50.0
1,2-Dichloro-1,1,2-trifluoro ethane	Ave	0.2637	0.2794		21.2	20.0	5.9	20.0
Ethyl ether	Ave	0.1737	0.1644		18.9	20.0	-5.4	20.0
2-Methyl-1,3-butadiene	Ave	0.2108	0.1927		18.3	20.0	-8.6	20.0
1,1,1-Trifluoro-2,2-dichloro ethane	Ave	0.4097	0.3821		18.7	20.0	-6.7	20.0
Acrolein	QuaF		7.045		66.8	40.0	67.0*	50.0
1,1-Dichloroethene	Ave	0.2501	0.2453	0.1000	19.6	20.0	-1.9	20.0
1,1,2-Trichloro-1,2,2-triflu oroethane	Ave	0.2717	0.2860	0.1000	21.1	20.0	5.3	20.0
Acetone	Ave	0.6996	0.6082	0.0500	86.9	100	-13.1	50.0
Iodomethane	QuaF		0.1012		10.9	20.0	-45.6*	20.0
Carbon disulfide	Ave	0.7589	0.6928	0.1000	18.3	20.0	-8.7	50.0
Isopropyl alcohol	Ave	3.040	3.286		216	200	8.1	50.0
Acetonitrile	Ave	0.1412	0.1540		218	200	9.1	20.0
Allyl chloride	Ave	0.1479	0.1407		19.0	20.0	-4.9	20.0
Methyl acetate	Ave	0.1344	0.1213	0.1000	36.1	40.0	-9.7	20.0
Cyclopentene	Ave	0.5835	0.5408		18.5	20.0	-7.3	20.0
Methylene Chloride	Ave	0.2735	0.2587	0.1000	18.9	20.0	-5.4	20.0
2-Methyl-2-propanol	Ave	6.166	6.065		197	200	-1.6	50.0
Acrylonitrile	Ave	0.0740	0.0664		179	200	-10.3	20.0
trans-1,2-Dichloroethene	Ave	0.2914	0.2721	0.1000	18.7	20.0	-6.6	20.0
Methyl tert-butyl ether	Ave	0.6801	0.6697	0.1000	19.7	20.0	-1.5	20.0
Hexane	Ave	0.3058	0.2730		17.9	20.0	-10.7	20.0
1,1-Dichloroethane	Ave	0.4280	0.4117	0.2000	19.2	20.0	-3.8	20.0
Vinyl acetate	Ave	0.5366	0.6927		51.6	40.0	29.1*	20.0
2-Chloro-1,3-butadiene	Ave	0.2578	0.2556		19.8	20.0	-0.8	20.0
Isopropyl ether	Ave	0.6438	0.6284		19.5	20.0	-2.4	20.0

FORM VII
GC/MS VOA CONTINUING CALIBRATION DATA

Lab Name: Eurofins TestAmerica, Edison Job No.: 460-211048-1

SDG No.:

Lab Sample ID: CCVIS 460-701579/3 Calibration Date: 06/16/2020 07:47

Instrument ID: CVOAMS15 Calib Start Date: 06/13/2020 00:05

GC Column: DB-624 ID: 0.18(mm) Calib End Date: 06/13/2020 10:16

Lab File ID: T34709.D Conc. Units: ug/L Heated Purge: (Y/N) N

ANALYTE	CURVE TYPE	AVE RRF	RRF	MIN RRF	CALC AMOUNT	SPIKE AMOUNT	%D	MAX %D
Tert-butyl ethyl ether	Ave	0.6927	0.6554		18.9	20.0	-5.4	20.0
2,2-Dichloropropane	Ave	0.1072	0.1009		18.8	20.0	-5.9	20.0
cis-1,2-Dichloroethene	Ave	0.3027	0.3021	0.1000	20.0	20.0	-0.2	20.0
2-Butanone (MEK)	Ave	0.9937	0.9906	0.0500	99.7	100	-0.3	50.0
Propionitrile	Ave	6.974	7.837		225	200	12.4	20.0
Ethyl acetate	Ave	0.2969	0.2744		37.0	40.0	-7.6	20.0
Methyl acrylate	Ave	0.2107	0.1949		18.5	20.0	-7.5	20.0
Chlorobromomethane	Ave	0.1456	0.1608		22.1	20.0	10.4	20.0
Methacrylonitrile	Ave	0.0968	0.0895		185	200	-7.6	20.0
Tetrahydrofuran	Ave	0.3337	0.3704		44.4	40.0	11.0	20.0
Chloroform	Ave	0.4909	0.4700	0.2000	19.2	20.0	-4.2	20.0
1,1,1-Trichloroethane	Ave	0.4474	0.4442	0.1000	19.9	20.0	-0.7	20.0
Cyclohexane	Ave	0.3831	0.3643	0.1000	19.0	20.0	-4.9	50.0
Carbon tetrachloride	Ave	0.3956	0.4019	0.1000	20.3	20.0	1.6	20.0
1,1-Dichloropropene	Ave	0.3713	0.3641		19.6	20.0	-1.9	20.0
Isobutyl alcohol	Ave	1.768	2.053		581	500	16.2	50.0
Benzene	Ave	1.407	1.315	0.5000	18.7	20.0	-6.5	20.0
1,2-Dichloroethane	Ave	0.3487	0.3221	0.1000	18.5	20.0	-7.6	20.0
2,2,4-Trimethylpentane	Ave	0.4908	0.4857		19.8	20.0	-1.0	20.0
Isopropyl acetate	Lin2		0.0800		18.3	20.0	-8.3	20.0
Tert-amyl methyl ether	Ave	0.6881	0.6641		19.3	20.0	-3.5	20.0
n-Heptane	Ave	0.1862	0.1890		20.3	20.0	1.5	20.0
Trichloroethene	Ave	0.3073	0.2921	0.2000	19.0	20.0	-5.0	20.0
n-Butanol	QuaF		1.456		531	500	6.3	50.0
Ethyl acrylate	Ave	0.5004	0.4915		19.6	20.0	-1.8	20.0
Methylcyclohexane	Ave	0.3856	0.3827	0.1000	19.9	20.0	-0.7	50.0
1,2-Dichloropropane	Ave	0.2336	0.2342	0.1000	20.1	20.0	0.3	20.0
Dibromomethane	Ave	0.1703	0.1772		20.8	20.0	4.0	20.0
1,4-Dioxane	Ave	0.8385	1.029		491	400	22.7	50.0
Methyl methacrylate	Ave	0.0645	0.0675		41.9	40.0	4.7	20.0
n-Propyl acetate	Ave	0.2651	0.2693		20.3	20.0	1.6	20.0
Dichlorobromomethane	Ave	0.3722	0.3496	0.2000	18.8	20.0	-6.1	20.0
2-Nitropropane	Ave	0.0615	0.0550		35.8	40.0	-10.6	20.0
2-Chloroethyl vinyl ether	Ave	0.0156	0.0130		16.7	20.0	-16.6	20.0
Epichlorohydrin	Ave	0.2053	0.2041		398	400	-0.6	20.0
cis-1,3-Dichloropropene	Ave	0.5526	0.5226	0.2000	18.9	20.0	-5.4	50.0
4-Methyl-2-pentanone (MIBK)	Ave	1.893	2.055	0.0500	109	100	8.6	50.0
Toluene	Ave	1.563	1.477	0.4000	18.9	20.0	-5.5	20.0
trans-1,3-Dichloropropene	Ave	0.5177	0.4680	0.1000	18.1	20.0	-9.6	50.0
Ethyl methacrylate	Ave	0.4204	0.3481		16.6	20.0	-17.2	20.0
1,1,2-Trichloroethane	Ave	0.2678	0.2486	0.1000	18.6	20.0	-7.2	20.0

FORM VII
GC/MS VOA CONTINUING CALIBRATION DATA

Lab Name: Eurofins TestAmerica, Edison Job No.: 460-211048-1

SDG No.:

Lab Sample ID: CCVIS 460-701579/3 Calibration Date: 06/16/2020 07:47

Instrument ID: CVOAMS15 Calib Start Date: 06/13/2020 00:05

GC Column: DB-624 ID: 0.18(mm) Calib End Date: 06/13/2020 10:16

Lab File ID: T34709.D Conc. Units: ug/L Heated Purge: (Y/N) N

ANALYTE	CURVE TYPE	AVE RRF	RRF	MIN RRF	CALC AMOUNT	SPIKE AMOUNT	%D	MAX %D
Tetrachloroethene	Ave	0.4082	0.4637	0.2000	22.7	20.0	13.6	20.0
1,3-Dichloropropane	Ave	0.4871	0.4791		19.7	20.0	-1.6	20.0
2-Hexanone	Ave	1.347	1.420	0.0500	105	100	5.4	50.0
Chlorodibromomethane	Ave	0.3803	0.3793	0.1000	20.0	20.0	-0.2	50.0
Ethylene Dibromide	Ave	0.3363	0.3296	0.1000	19.6	20.0	-2.0	20.0
n-Butyl acetate	Ave	0.3907	0.3572		18.3	20.0	-8.6	20.0
Chlorobenzene	Ave	0.9737	0.9712	0.5000	19.9	20.0	-0.3	20.0
1,1,1,2-Tetrachloroethane	Ave	0.3486	0.3638		20.9	20.0	4.3	20.0
Ethylbenzene	Ave	0.5090	0.4991	0.1000	19.6	20.0	-1.9	20.0
m-Xylene & p-Xylene	Ave	0.6193	0.6239	0.1000	20.1	20.0	0.7	20.0
o-Xylene	Ave	0.5898	0.5747	0.3000	19.5	20.0	-2.6	20.0
Styrene	Ave	0.9760	0.9557	0.3000	19.6	20.0	-2.1	20.0
n-Butyl acrylate	Ave	0.2277	0.2012		17.7	20.0	-11.6	20.0
Bromoform	Ave	0.2441	0.2498	0.1000	20.5	20.0	2.3	20.0
Amyl acetate (mixed isomers)	Ave	0.9302	0.8153		17.5	20.0	-12.4	20.0
Isopropylbenzene	Ave	1.474	1.498	0.1000	20.3	20.0	1.6	20.0
Bromobenzene	Ave	0.8018	0.8456		21.1	20.0	5.5	20.0
1,1,2,2-Tetrachloroethane	Ave	0.8096	0.6908	0.3000	17.1	20.0	-14.7	20.0
1,2,3-Trichloropropane	Ave	0.2317	0.2322		20.0	20.0	0.2	20.0
trans-1,4-Dichloro-2-butene	Ave	0.2459	0.1705		13.9	20.0	-30.7*	20.0
N-Propylbenzene	Ave	3.666	3.444		18.8	20.0	-6.1	20.0
2-Chlorotoluene	Ave	2.129	1.963		18.4	20.0	-7.8	20.0
4-Ethyltoluene	Ave	2.914	2.780		19.1	20.0	-4.6	20.0
4-Chlorotoluene	Ave	2.314	2.080		18.0	20.0	-10.1	20.0
1,3,5-Trimethylbenzene	Ave	2.355	2.186		18.6	20.0	-7.2	20.0
Butyl Methacrylate	Ave	0.8393	0.7462		17.8	20.0	-11.1	20.0
tert-Butylbenzene	Ave	1.966	1.955		19.9	20.0	-0.6	20.0
1,2,4-Trimethylbenzene	Ave	2.346	2.216		18.9	20.0	-5.6	20.0
sec-Butylbenzene	Ave	2.752	2.676		19.4	20.0	-2.8	20.0
1,3-Dichlorobenzene	Ave	1.315	1.368	0.6000	20.8	20.0	4.0	20.0
1,4-Dichlorobenzene	Ave	1.364	1.398	0.5000	20.5	20.0	2.5	20.0
4-Isopropyltoluene	Ave	2.242	2.226		19.9	20.0	-0.7	20.0
1,2,3-Trimethylbenzene	Ave	2.294	2.140		18.7	20.0	-6.7	20.0
Benzyl chloride	Ave	1.550	1.288		16.6	20.0	-16.9	50.0
Indan	Ave	2.243	2.165		19.3	20.0	-3.5	20.0
1,2-Dichlorobenzene	Ave	1.236	1.287	0.4000	20.8	20.0	4.1	20.0
p-Diethylbenzene	Ave	1.111	1.089		19.6	20.0	-2.0	20.0
n-Butylbenzene	Ave	1.063	1.007		18.9	20.0	-5.3	20.0
1,2-Dibromo-3-Chloropropane	Ave	0.1526	0.1485	0.0500	19.5	20.0	-2.7	50.0
1,2,4,5-Tetramethylbenzene	Ave	1.722	1.650		19.2	20.0	-4.2	20.0
1,3,5-Trichlorobenzene	Ave	0.6561	0.7142		21.8	20.0	8.9	20.0

FORM VII
GC/MS VOA CONTINUING CALIBRATION DATA

Lab Name: Eurofins TestAmerica, Edison Job No.: 460-211048-1

SDG No.:

Lab Sample ID: CCVIS 460-701579/3 Calibration Date: 06/16/2020 07:47

Instrument ID: CVOAMS15 Calib Start Date: 06/13/2020 00:05

GC Column: DB-624 ID: 0.18(mm) Calib End Date: 06/13/2020 10:16

Lab File ID: T34709.D Conc. Units: ug/L Heated Purge: (Y/N) N

ANALYTE	CURVE TYPE	AVE RRF	RRF	MIN RRF	CALC AMOUNT	SPIKE AMOUNT	%D	MAX %D
1,2,4-Trichlorobenzene	Ave	0.5791	0.6033	0.2000	20.8	20.0	4.2	20.0
Hexachlorobutadiene	Ave	0.2357	0.2606		22.1	20.0	10.5	20.0
Naphthalene	Ave	1.650	1.498		18.2	20.0	-9.2	50.0
1,2,3-Trichlorobenzene	Ave	0.4874	0.4968		20.4	20.0	1.9	20.0
Dibromofluoromethane (Surr)	Ave	0.2889	0.2905		50.3	50.0	0.6	20.0
1,2-Dichloroethane-d4 (Surr)	Ave	0.2900	0.2656		45.8	50.0	-8.4	20.0
Toluene-d8 (Surr)	Ave	1.320	1.239		46.9	50.0	-6.2	20.0
4-Bromofluorobenzene	Ave	0.4126	0.4399		53.3	50.0	6.6	20.0

FORM VII
GC/MS VOA CONTINUING CALIBRATION DATA

Lab Name: Eurofins TestAmerica, Edison Job No.: 460-211048-1

SDG No.:

Lab Sample ID: CCVIS 460-701736/2 Calibration Date: 06/16/2020 18:23

Instrument ID: CVOAMS15 Calib Start Date: 06/13/2020 00:05

GC Column: DB-624 ID: 0.18(mm) Calib End Date: 06/13/2020 10:16

Lab File ID: T34736.D Conc. Units: ug/L Heated Purge: (Y/N) N

ANALYTE	CURVE TYPE	AVE RRF	RRF	MIN RRF	CALC AMOUNT	SPIKE AMOUNT	%D	MAX %D
Monochloropentafluoroethane	Ave	0.0480	0.0557		23.2	20.0	16.2	20.0
1,1-Difluoroethane	Ave	0.1155	0.1066		18.5	20.0	-7.7	20.0
Chlorotrifluoroethene	Ave	0.0721	0.0422		11.7	20.0	-41.5*	20.0
Dichlorodifluoromethane	Ave	0.3206	0.3152	0.1000	19.7	20.0	-1.7	20.0
Chlorodifluoromethane	QuaF		0.0460		17.9	20.0	-10.5	20.0
Chloromethane	Ave	0.1831	0.1383	0.1000	15.1	20.0	-24.5*	20.0
Vinyl chloride	Ave	0.2920	0.2911	0.1000	19.9	20.0	-0.3	20.0
Butadiene	QuaF		0.2519		18.6	20.0	-6.9	20.0
Bromomethane	QuaF		0.5429	0.1000	9.34	20.0	-53.3*	50.0
Chloroethane	Ave	2.171	2.343	0.1000	21.6	20.0	7.9	50.0
Dichlorofluoromethane	Ave	0.5312	0.5530		20.8	20.0	4.1	20.0
Trichlorofluoromethane	Ave	0.5048	0.6010	0.1000	23.8	20.0	19.1	20.0
Pentane	Ave	0.0532	0.0577		43.4	40.0	8.6	20.0
Ethanol	Ave	0.3684	0.4475		972	800	21.5	50.0
Ethyl ether	Ave	0.1737	0.1729		19.9	20.0	-0.5	20.0
1,2-Dichloro-1,1,2-trifluoro ethane	Ave	0.2637	0.2711		20.6	20.0	2.8	20.0
2-Methyl-1,3-butadiene	Ave	0.2108	0.2005		19.0	20.0	-4.9	20.0
1,1,1-Trifluoro-2,2-dichloro ethane	Ave	0.4097	0.3812		18.6	20.0	-7.0	20.0
Acrolein	QuaF		5.273		51.0	40.0	27.6	50.0
1,1-Dichloroethene	Ave	0.2501	0.2531	0.1000	20.2	20.0	1.2	20.0
1,1,2-Trichloro-1,2,2-triflu oroethane	Ave	0.2717	0.2897	0.1000	21.3	20.0	6.6	20.0
Acetone	Ave	0.6996	0.5787	0.0500	82.7	100	-17.3	50.0
Iodomethane	QuaF		0.0814		8.75	20.0	-56.3*	20.0
Carbon disulfide	Ave	0.7589	0.7345	0.1000	19.4	20.0	-3.2	50.0
Isopropyl alcohol	Ave	3.040	3.002		198	200	-1.2	50.0
Acetonitrile	Ave	0.1412	0.1520		215	200	7.7	20.0
Allyl chloride	Ave	0.1479	0.1390		18.8	20.0	-6.0	20.0
Methyl acetate	Ave	0.1344	0.1232	0.1000	36.7	40.0	-8.3	20.0
Cyclopentene	Ave	0.5835	0.5739		19.7	20.0	-1.6	20.0
Methylene Chloride	Ave	0.2735	0.2577	0.1000	18.8	20.0	-5.8	20.0
2-Methyl-2-propanol	Ave	6.166	5.717		185	200	-7.3	50.0
Acrylonitrile	Ave	0.0740	0.0687		186	200	-7.1	20.0
trans-1,2-Dichloroethene	Ave	0.2914	0.2812	0.1000	19.3	20.0	-3.5	20.0
Methyl tert-butyl ether	Ave	0.6801	0.6556	0.1000	19.3	20.0	-3.6	20.0
Hexane	Ave	0.3058	0.2785		18.2	20.0	-8.9	20.0
1,1-Dichloroethane	Ave	0.4280	0.4143	0.2000	19.4	20.0	-3.2	20.0
Vinyl acetate	Ave	0.5366	0.6091		45.4	40.0	13.5	20.0
2-Chloro-1,3-butadiene	Ave	0.2578	0.2498		19.4	20.0	-3.1	20.0
Isopropyl ether	Ave	0.6438	0.6203		19.3	20.0	-3.6	20.0

FORM VII
GC/MS VOA CONTINUING CALIBRATION DATA

Lab Name: Eurofins TestAmerica, Edison Job No.: 460-211048-1

SDG No.:

Lab Sample ID: CCVIS 460-701736/2 Calibration Date: 06/16/2020 18:23

Instrument ID: CVOAMS15 Calib Start Date: 06/13/2020 00:05

GC Column: DB-624 ID: 0.18(mm) Calib End Date: 06/13/2020 10:16

Lab File ID: T34736.D Conc. Units: ug/L Heated Purge: (Y/N) N

ANALYTE	CURVE TYPE	AVE RRF	RRF	MIN RRF	CALC AMOUNT	SPIKE AMOUNT	%D	MAX %D
Tert-butyl ethyl ether	Ave	0.6927	0.6530		18.9	20.0	-5.7	20.0
2,2-Dichloropropane	Ave	0.1072	0.0989		18.4	20.0	-7.8	20.0
cis-1,2-Dichloroethene	Ave	0.3027	0.3077	0.1000	20.3	20.0	1.7	20.0
2-Butanone (MEK)	Ave	0.9937	0.9278	0.0500	93.4	100	-6.6	50.0
Propionitrile	Ave	6.974	7.573		217	200	8.6	20.0
Ethyl acetate	Ave	0.2969	0.2599		35.0	40.0	-12.5	20.0
Methyl acrylate	Ave	0.2107	0.1966		18.7	20.0	-6.7	20.0
Chlorobromomethane	Ave	0.1456	0.1533		21.1	20.0	5.3	20.0
Methacrylonitrile	Ave	0.0968	0.0921		190	200	-4.9	20.0
Tetrahydrofuran	Ave	0.3337	0.3396		40.7	40.0	1.8	20.0
Chloroform	Ave	0.4909	0.4735	0.2000	19.3	20.0	-3.5	20.0
1,1,1-Trichloroethane	Ave	0.4474	0.4438	0.1000	19.8	20.0	-0.8	20.0
Cyclohexane	Ave	0.3831	0.3727	0.1000	19.5	20.0	-2.7	50.0
Carbon tetrachloride	Ave	0.3956	0.3908	0.1000	19.8	20.0	-1.2	20.0
1,1-Dichloropropene	Ave	0.3713	0.3690		19.9	20.0	-0.6	20.0
Isobutyl alcohol	Ave	1.768	1.900		537	500	7.5	50.0
Benzene	Ave	1.407	1.348	0.5000	19.2	20.0	-4.2	20.0
1,2-Dichloroethane	Ave	0.3487	0.3184	0.1000	18.3	20.0	-8.7	20.0
2,2,4-Trimethylpentane	Ave	0.4908	0.4833		19.7	20.0	-1.5	20.0
Isopropyl acetate	Lin2		0.0784		18.0	20.0	-10.0	20.0
Tert-amyl methyl ether	Ave	0.6881	0.6626		19.3	20.0	-3.7	20.0
n-Heptane	Ave	0.1862	0.1967		21.1	20.0	5.6	20.0
Trichloroethene	Ave	0.3073	0.2984	0.2000	19.4	20.0	-2.9	20.0
n-Butanol	QuaF		1.341		489	500	-2.1	50.0
Ethyl acrylate	Ave	0.5004	0.4980		19.9	20.0	-0.5	20.0
Methylcyclohexane	Ave	0.3856	0.3729	0.1000	19.3	20.0	-3.3	50.0
1,2-Dichloropropane	Ave	0.2336	0.2331	0.1000	20.0	20.0	-0.2	20.0
Dibromomethane	Ave	0.1703	0.1724		20.2	20.0	1.2	20.0
1,4-Dioxane	Ave	0.8385	1.072		511	400	27.8	50.0
Methyl methacrylate	Ave	0.0645	0.0646		40.1	40.0	0.1	20.0
n-Propyl acetate	Ave	0.2651	0.2608		19.7	20.0	-1.6	20.0
Dichlorobromomethane	Ave	0.3722	0.3392	0.2000	18.2	20.0	-8.9	20.0
2-Nitropropane	Ave	0.0615	0.0523		34.1	40.0	-14.9	20.0
Epichlorohydrin	Ave	0.2053	0.1947		379	400	-5.2	20.0
cis-1,3-Dichloropropene	Ave	0.5526	0.5139	0.2000	18.6	20.0	-7.0	50.0
4-Methyl-2-pentanone (MIBK)	Ave	1.893	1.914	0.0500	101	100	1.1	50.0
Toluene	Ave	1.563	1.488	0.4000	19.0	20.0	-4.8	20.0
trans-1,3-Dichloropropene	Ave	0.5177	0.4651	0.1000	18.0	20.0	-10.2	50.0
Ethyl methacrylate	Ave	0.4204	0.3525		16.8	20.0	-16.1	20.0
1,1,2-Trichloroethane	Ave	0.2678	0.2491	0.1000	18.6	20.0	-7.0	20.0
Tetrachloroethene	Ave	0.4082	0.4601	0.2000	22.5	20.0	12.7	20.0

FORM VII
GC/MS VOA CONTINUING CALIBRATION DATA

Lab Name: Eurofins TestAmerica, Edison Job No.: 460-211048-1

SDG No.:

Lab Sample ID: CCVIS 460-701736/2 Calibration Date: 06/16/2020 18:23

Instrument ID: CVOAMS15 Calib Start Date: 06/13/2020 00:05

GC Column: DB-624 ID: 0.18(mm) Calib End Date: 06/13/2020 10:16

Lab File ID: T34736.D Conc. Units: ug/L Heated Purge: (Y/N) N

ANALYTE	CURVE TYPE	AVE RRF	RRF	MIN RRF	CALC AMOUNT	SPIKE AMOUNT	%D	MAX %D
1,3-Dichloropropane	Ave	0.4871	0.4828		19.8	20.0	-0.9	20.0
2-Hexanone	Ave	1.347	1.346	0.0500	99.9	100	-0.1	50.0
Chlorodibromomethane	Ave	0.3803	0.3689	0.1000	19.4	20.0	-3.0	50.0
Ethylene Dibromide	Ave	0.3363	0.3361	0.1000	20.0	20.0	-0.0	20.0
n-Butyl acetate	Ave	0.3907	0.3639		18.6	20.0	-6.9	20.0
Chlorobenzene	Ave	0.9737	0.9690	0.5000	19.9	20.0	-0.5	20.0
1,1,1,2-Tetrachloroethane	Ave	0.3486	0.3507		20.1	20.0	0.6	20.0
Ethylbenzene	Ave	0.5090	0.5112	0.1000	20.1	20.0	0.4	20.0
m-Xylene & p-Xylene	Ave	0.6193	0.6107	0.1000	19.7	20.0	-1.4	20.0
o-Xylene	Ave	0.5898	0.5755	0.3000	19.5	20.0	-2.4	20.0
Styrene	Ave	0.9760	0.9505	0.3000	19.5	20.0	-2.6	20.0
n-Butyl acrylate	Ave	0.2277	0.2026		17.8	20.0	-11.0	20.0
Bromoform	Ave	0.2441	0.2369	0.1000	19.4	20.0	-2.9	20.0
Amyl acetate (mixed isomers)	Ave	0.9302	0.8426		18.1	20.0	-9.4	20.0
Isopropylbenzene	Ave	1.474	1.479	0.1000	20.1	20.0	0.3	20.0
Bromobenzene	Ave	0.8018	0.8164		20.4	20.0	1.8	20.0
1,1,2,2-Tetrachloroethane	Ave	0.8096	0.7092	0.3000	17.5	20.0	-12.4	20.0
1,2,3-Trichloropropane	Ave	0.2317	0.2254		19.5	20.0	-2.7	20.0
trans-1,4-Dichloro-2-butene	Ave	0.2459	0.1470		12.0	20.0	-40.2*	20.0
N-Propylbenzene	Ave	3.666	3.465		18.9	20.0	-5.5	20.0
2-Chlorotoluene	Ave	2.129	1.925		18.1	20.0	-9.6	20.0
4-Ethyltoluene	Ave	2.914	2.784		19.1	20.0	-4.5	20.0
4-Chlorotoluene	Ave	2.314	1.908		16.5	20.0	-17.5	20.0
1,3,5-Trimethylbenzene	Ave	2.355	2.200		18.7	20.0	-6.6	20.0
Butyl Methacrylate	Ave	0.8393	0.7502		17.9	20.0	-10.6	20.0
tert-Butylbenzene	Ave	1.966	1.923		19.6	20.0	-2.2	20.0
1,2,4-Trimethylbenzene	Ave	2.346	2.227		19.0	20.0	-5.1	20.0
sec-Butylbenzene	Ave	2.752	2.612		19.0	20.0	-5.1	20.0
1,3-Dichlorobenzene	Ave	1.315	1.355	0.6000	20.6	20.0	3.0	20.0
1,4-Dichlorobenzene	Ave	1.364	1.364	0.5000	20.0	20.0	0.0	20.0
4-Isopropyltoluene	Ave	2.242	2.160		19.3	20.0	-3.7	20.0
1,2,3-Trimethylbenzene	Ave	2.294	2.139		18.6	20.0	-6.8	20.0
Benzyl chloride	Ave	1.550	1.223		15.8	20.0	-21.1	50.0
Indan	Ave	2.243	2.167		19.3	20.0	-3.4	20.0
1,2-Dichlorobenzene	Ave	1.236	1.260	0.4000	20.4	20.0	1.9	20.0
p-Diethylbenzene	Ave	1.111	1.067		19.2	20.0	-4.0	20.0
n-Butylbenzene	Ave	1.063	1.003		18.9	20.0	-5.6	20.0
1,2-Dibromo-3-Chloropropane	Ave	0.1526	0.1449	0.0500	19.0	20.0	-5.0	50.0
1,2,4,5-Tetramethylbenzene	Ave	1.722	1.592		18.5	20.0	-7.6	20.0
1,3,5-Trichlorobenzene	Ave	0.6561	0.6712		20.5	20.0	2.3	20.0
1,2,4-Trichlorobenzene	Ave	0.5791	0.5695	0.2000	19.7	20.0	-1.7	20.0

FORM VII
GC/MS VOA CONTINUING CALIBRATION DATA

Lab Name: Eurofins TestAmerica, Edison Job No.: 460-211048-1

SDG No.:

Lab Sample ID: CCVIS 460-701736/2 Calibration Date: 06/16/2020 18:23

Instrument ID: CVOAMS15 Calib Start Date: 06/13/2020 00:05

GC Column: DB-624 ID: 0.18(mm) Calib End Date: 06/13/2020 10:16

Lab File ID: T34736.D Conc. Units: ug/L Heated Purge: (Y/N) N

ANALYTE	CURVE TYPE	AVE RRF	RRF	MIN RRF	CALC AMOUNT	SPIKE AMOUNT	%D	MAX %D
Hexachlorobutadiene	Ave	0.2357	0.2194		18.6	20.0	-6.9	20.0
Naphthalene	Ave	1.650	1.496		18.1	20.0	-9.3	50.0
1,2,3-Trichlorobenzene	Ave	0.4874	0.4857		19.9	20.0	-0.3	20.0
2-Chloroethyl vinyl ether	Ave	0.0156	0.0145		0.430	20.0	-7.0	20.0
Dibromofluoromethane (Surr)	Ave	0.2889	0.2895		50.1	50.0	0.2	20.0
1,2-Dichloroethane-d4 (Surr)	Ave	0.2900	0.2656		45.8	50.0	-8.4	20.0
Toluene-d8 (Surr)	Ave	1.320	1.262		47.8	50.0	-4.4	20.0
4-Bromofluorobenzene	Ave	0.4126	0.4352		52.7	50.0	5.5	20.0

FORM VII
GC/MS SEMI VOA CONTINUING CALIBRATION DATA

Lab Name: Eurofins TestAmerica, Edison Job No.: 460-211048-1

SDG No.:

Lab Sample ID: CCVIS 460-701285/2 Calibration Date: 06/14/2020 21:35

Instrument ID: CBNAMS16 Calib Start Date: 04/21/2020 09:58

GC Column: Rtxi-5Sil MS ID: 0.25(mm) Calib End Date: 04/21/2020 12:46

Lab File ID: A171255.D Conc. Units: ug/L

ANALYTE	CURVE TYPE	AVE RRF	RRF	MIN RRF	CALC AMOUNT	SPIKE AMOUNT	%D	MAX %D
1,4-Dioxane	Ave	0.6441	0.4912	0.0100	7630	10000	-23.7*	20.0
N-Nitrosodimethylamine	Ave	0.9779	0.7760		7940	10000	-20.6*	20.0
Pyridine	Ave	1.626	1.328		16300	20000	-18.3	20.0
Benzaldehyde	Ave	1.299	0.6670	0.0100	2050	4000	-48.7*	20.0
Aniline	Ave	2.473	2.155		8720	10000	-12.8	20.0
Phenol	Ave	2.112	1.800	0.8000	8520	10000	-14.8	20.0
Bis(2-chloroethyl)ether	Ave	1.511	1.327	0.7000	8780	10000	-12.2	20.0
2-Chlorophenol	Ave	1.478	1.412	0.8000	9550	10000	-4.5	20.0
n-Decane	Ave	2.027	1.606	0.0100	7920	10000	-20.8*	20.0
1,3-Dichlorobenzene	Ave	1.521	1.526		10000	10000	0.3	20.0
1,4-Dichlorobenzene	Ave	1.561	1.552		9940	10000	-0.6	20.0
Benzyl alcohol	Ave	0.9722	0.7594	0.0100	7810	10000	-21.9*	20.0
1,2-Dichlorobenzene	Ave	1.475	1.462		9910	10000	-0.9	20.0
2,2'-oxybis[1-chloropropane]	Ave	2.625	1.805	0.0100	6880	10000	-31.2*	20.0
2-Methylphenol	Ave	1.377	1.155	0.7000	8380	10000	-16.2	20.0
N-Methylaniline	Ave	2.353	2.124		9030	10000	-9.7	20.0
Acetophenone	Ave	2.247	1.946	0.0100	8660	10000	-13.4	20.0
N-Nitrosodi-n-propylamine	Ave	1.253	1.024	0.5000	8180	10000	-18.2	20.0
3 & 4 Methylphenol	Ave	1.558	1.252		8030	10000	-19.7	20.0
4-Methylphenol	Ave	1.553	1.232	0.6000	7940	10000	-20.6*	20.0
Hexachloroethane	Ave	0.6002	0.5917	0.3000	9860	10000	-1.4	20.0
Nitrobenzene	Ave	0.7184	0.6639	0.2000	9240	10000	-7.6	20.0
n,n'-Dimethylaniline	Ave	2.321	2.136	0.0100	9200	10000	-8.0	20.0
Isophorone	Ave	0.7691	0.6829	0.4000	8880	10000	-11.2	20.0
2-Nitrophenol	Ave	0.1919	0.2040	0.1000	10600	10000	6.3	20.0
2,4-Dimethylphenol	Ave	0.3243	0.3085	0.2000	9510	10000	-4.9	20.0
Bis(2-chloroethoxy)methane	Ave	0.4725	0.4287	0.3000	9070	10000	-9.3	20.0
Benzoic acid	Ave	0.2029	0.2081		10300	10000	2.6	20.0
2,4-Dichlorophenol	Ave	0.2867	0.3056	0.2000	10700	10000	6.6	20.0
1,2,4-Trichlorobenzene	Ave	0.3140	0.3598		11500	10000	14.6	20.0
Naphthalene	Ave	1.075	1.065	0.7000	9910	10000	-0.9	20.0
4-Chloroaniline	Ave	0.4581	0.4259	0.0100	9300	10000	-7.0	20.0
Hexachlorobutadiene	Ave	0.1806	0.2435	0.0100	13500	10000	34.8*	20.0
Caprolactam	Ave	0.0932	0.0792	0.0100	3400	4000	-15.0	20.0
4-Chloro-3-methylphenol	Ave	0.3149	0.2940		9330	10000	-6.7	20.0
2-Methylnaphthalene	Ave	0.7134	0.6959	0.4000	9750	10000	-2.5	20.0
1-Methylnaphthalene	Ave	0.6727	0.6480	0.0100	9630	10000	-3.7	20.0
1,2,4,5-Tetrachlorobenzene	Ave	0.6124	0.7965	0.0100	13000	10000	30.0*	20.0
Hexachlorocyclopentadiene	Ave	0.4526	0.6467	0.0500	14300	10000	42.9*	20.0
2-tertbutyl-4-methylphenol	Ave	0.4586	0.4504	0.0100	9820	10000	-1.8	20.0
2,4,6-Trichlorophenol	Ave	0.4051	0.5081	0.2000	12500	10000	25.4*	20.0

FORM VII
GC/MS SEMI VOA CONTINUING CALIBRATION DATA

Lab Name: Eurofins TestAmerica, Edison Job No.: 460-211048-1

SDG No.:

Lab Sample ID: CCVIS 460-701285/2 Calibration Date: 06/14/2020 21:35

Instrument ID: CBNAMS16 Calib Start Date: 04/21/2020 09:58

GC Column: Rtxi-5Sil MS ID: 0.25(mm) Calib End Date: 04/21/2020 12:46

Lab File ID: A171255.D Conc. Units: ug/L

ANALYTE	CURVE TYPE	AVE RRF	RRF	MIN RRF	CALC AMOUNT	SPIKE AMOUNT	%D	MAX %D
2,4,5-Trichlorophenol	Ave	0.4545	0.5092	0.2000	11200	10000	12.0	20.0
1,1'-Biphenyl	Ave	1.660	1.780	0.0100	10700	10000	7.2	20.0
2-Chloronaphthalene	Ave	1.250	1.362	0.8000	10900	10000	9.0	20.0
Phenyl ether	Ave	0.8882	0.9641	0.0100	10900	10000	8.5	20.0
2-Nitroaniline	Ave	0.5115	0.4999	0.0100	9770	10000	-2.3	20.0
1,3-Dimethylnaphthalene	Ave	0.9890	1.036	0.0100	10500	10000	4.8	20.0
Coumarin	Ave	0.2438	0.1961	0.0100	8040	10000	-19.6	20.0
Dimethyl phthalate	Ave	1.394	1.394	0.0100	10000	10000	0.0	20.0
2,6-Dinitrotoluene	Ave	0.3049	0.3236	0.2000	10600	10000	6.1	20.0
Acenaphthylene	Ave	1.962	2.031	0.9000	10400	10000	3.5	20.0
3-Nitroaniline	Ave	0.3463	0.3103	0.0100	8960	10000	-10.4	20.0
Acenaphthene	Ave	1.201	1.230	0.9000	10200	10000	2.4	20.0
3,5-di-tert-butyl-4-hydroxytol	Ave	1.248	1.424	0.0100	11400	10000	14.1	20.0
2,4-Dinitrophenol	Ave	0.1833	0.2241	0.0100	24400	20000	22.2*	20.0
4-Nitrophenol	Ave	0.2951	0.2739	0.0100	18600	20000	-7.2	20.0
Dibenzofuran	Ave	1.825	1.835	0.8000	10100	10000	0.6	20.0
2,4-Dinitrotoluene	Ave	0.3967	0.4115	0.2000	10400	10000	3.7	20.0
2,3,4,6-Tetrachlorophenol	Ave	0.3552	0.4179	0.0100	11800	10000	17.7	20.0
Diethyl phthalate	Ave	1.429	1.360	0.0100	9520	10000	-4.8	20.0
Fluorene	Ave	1.453	1.406	0.9000	9670	10000	-3.3	20.0
4-Chlorophenyl phenyl ether	Ave	0.7249	0.7486	0.4000	10300	10000	3.3	20.0
4-Nitroaniline	Ave	0.3301	0.2801	0.0100	8490	10000	-15.1	20.0
4,6-Dinitro-2-methylphenol	Ave	0.1308	0.1537	0.0100	23500	20000	17.5	20.0
N-Nitrosodiphenylamine	Ave	0.5991	0.6149	0.0100	10300	10000	2.6	20.0
1,2-Diphenylhydrazine	Ave	0.9555	0.9127	0.0100	9550	10000	-4.5	20.0
4-Bromophenyl phenyl ether	Ave	0.2414	0.2855	0.1000	11800	10000	18.3	20.0
Hexachlorobenzene	Ave	0.2550	0.3190	0.1000	12500	10000	25.1*	20.0
Atrazine	Ave	0.1995	0.2150	0.0100	4310	4000	7.8	20.0
Pentachlorophenol	Ave	0.1498	0.1864	0.0500	24900	20000	24.4*	20.0
Pentachloronitrobenzene	Ave	0.1024	0.1341	0.0100	13100	10000	30.9*	20.0
n-Octadecane	Ave	0.6271	0.5173	0.0100	8250	10000	-17.5	20.0
Phenanthrene	Ave	1.150	1.147	0.7000	9980	10000	-0.2	20.0
Anthracene	Ave	1.179	1.179	0.7000	10000	10000	0.0	20.0
Carbazole	Ave	1.011	0.9561	0.0100	9460	10000	-5.4	20.0
Di-n-butyl phthalate	Ave	1.289	1.183	0.0100	9180	10000	-8.2	20.0
Fluoranthene	Ave	1.136	1.161	0.6000	10200	10000	2.3	20.0
Benzidine	Ave	0.6149	0.4875		7930	10000	-20.7*	20.0
Pyrene	Ave	1.609	1.624	0.6000	10100	10000	0.9	20.0
Bisphenol-A	Ave	0.6257	0.7296		11700	10000	16.6	20.0
Butyl benzyl phthalate	Ave	0.6450	0.6194	0.0100	9600	10000	-4.0	20.0

FORM VII
GC/MS SEMI VOA CONTINUING CALIBRATION DATA

Lab Name: Eurofins TestAmerica, Edison Job No.: 460-211048-1

SDG No.:

Lab Sample ID: CCVIS 460-701285/2 Calibration Date: 06/14/2020 21:35

Instrument ID: CBNAMS16 Calib Start Date: 04/21/2020 09:58

GC Column: Rtxi-5Sil MS ID: 0.25(mm) Calib End Date: 04/21/2020 12:46

Lab File ID: A171255.D Conc. Units: ug/L

ANALYTE	CURVE TYPE	AVE RRF	RRF	MIN RRF	CALC AMOUNT	SPIKE AMOUNT	%D	MAX %D
2,3,7,8-TCDD	Ave	0.1794	0.1917	0.0100	107	100	6.9	20.0
Carbamazepine	Ave	0.5080	0.6177	0.0100	12200	10000	21.6*	20.0
3,3'-Dichlorobenzidine	Ave	0.4898	0.5409	0.0100	11000	10000	10.4	20.0
Benzo[a]anthracene	Ave	1.379	1.451	0.8000	10500	10000	5.3	20.0
Chrysene	Ave	1.400	1.331	0.7000	9510	10000	-4.9	20.0
Bis(2-ethylhexyl) phthalate	Ave	0.9215	0.8308	0.0100	9020	10000	-9.8	20.0
Di-n-octyl phthalate	Ave	1.318	1.202	0.0100	9120	10000	-8.8	20.0
Benzo[b]fluoranthene	Ave	1.160	1.188	0.7000	10200	10000	2.3	20.0
Benzo[k]fluoranthene	Ave	1.240	1.283	0.7000	10300	10000	3.5	20.0
Benzo[a]pyrene	Ave	0.9897	1.072	0.7000	10800	10000	8.3	20.0
Indeno[1,2,3-cd]pyrene	Ave	1.202	1.616	0.5000	13400	10000	34.4*	20.0
Dibenz(a,h)anthracene	Ave	1.205	1.562	0.4000	13000	10000	29.6*	20.0
Benzo[g,h,i]perylene	Ave	1.354	1.746	0.5000	12900	10000	28.9*	20.0
2-Fluorophenol (Surr)	Ave	1.388	1.302		9380	10000	-6.2	20.0
Phenol-d5 (Surr)	Ave	1.782	1.612		9050	10000	-9.5	20.0
Nitrobenzene-d5 (Surr)	Ave	0.4104	0.4265		10400	10000	3.9	20.0
2-Fluorobiphenyl	Ave	1.506	1.721		11400	10000	14.3	20.0
2,4,6-Tribromophenol (Surr)	Ave	0.2155	0.2765		12800	10000	28.3*	20.0
Terphenyl-d14 (Surr)	Ave	1.124	1.173		10400	10000	4.3	20.0

FORM VII
GC/MS SEMI VOA CONTINUING CALIBRATION DATA

Lab Name: Eurofins TestAmerica, Edison Job No.: 460-211048-1

SDG No.:

Lab Sample ID: CCVIS 460-701264/2 Calibration Date: 06/14/2020 18:28

Instrument ID: CBNAMS17 Calib Start Date: 04/20/2020 11:12

GC Column: Rtxi-5Sil MS ID: 0.25(mm) Calib End Date: 04/20/2020 13:39

Lab File ID: M133361.D Conc. Units: ug/L

ANALYTE	CURVE TYPE	AVE RRF	RRF	MIN RRF	CALC AMOUNT	SPIKE AMOUNT	%D	MAX %D
1,4-Dioxane	Ave	0.6076	0.5912	0.0100	9730	10000	-2.7	20.0
N-Nitrosodimethylamine	Ave	0.8838	0.8277		9360	10000	-6.4	20.0
Pyridine	Ave	1.500	1.421		18900	20000	-5.3	20.0
Benzaldehyde	Ave	1.219	0.6895	0.0100	2260	4000	-43.4*	20.0
Aniline	Ave	2.266	2.129		9400	10000	-6.0	20.0
Phenol	Ave	1.940	1.709	0.8000	8810	10000	-11.9	20.0
Bis(2-chloroethyl)ether	Ave	1.353	1.336	0.7000	9880	10000	-1.2	20.0
2-Chlorophenol	Ave	1.352	1.336	0.8000	9880	10000	-1.2	20.0
n-Decane	Ave	1.803	1.692	0.0100	9380	10000	-6.2	20.0
1,3-Dichlorobenzene	Ave	1.641	1.619		9870	10000	-1.3	20.0
1,4-Dichlorobenzene	Ave	1.673	1.666		9960	10000	-0.4	20.0
Benzyl alcohol	Ave	0.8831	0.7954	0.0100	9010	10000	-9.9	20.0
1,2-Dichlorobenzene	Ave	1.585	1.547		9760	10000	-2.4	20.0
2,2'-oxybis[1-chloropropane]	Ave	2.523	2.273	0.0100	9010	10000	-9.9	20.0
2-Methylphenol	Ave	1.294	1.234	0.7000	9540	10000	-4.6	20.0
N-Methylaniline	Ave	2.220	2.143		9650	10000	-3.5	20.0
Acetophenone	Ave	2.146	2.009	0.0100	9360	10000	-6.4	20.0
N-Nitrosodi-n-propylamine	Ave	1.115	1.052	0.5000	9430	10000	-5.7	20.0
3 & 4 Methylphenol	Ave	1.390	1.328		9550	10000	-4.5	20.0
4-Methylphenol	Ave	1.389	1.319	0.6000	9500	10000	-5.0	20.0
Hexachloroethane	Ave	0.6244	0.6507	0.3000	10400	10000	4.2	20.0
Nitrobenzene	Lin2		0.6632	0.2000	9530	10000	-4.7	20.0
n,n'-Dimethylaniline	Ave	2.070	2.033	0.0100	9820	10000	-1.8	20.0
Isophorone	Ave	0.7210	0.7063	0.4000	9800	10000	-2.0	20.0
2-Nitrophenol	Ave	0.1910	0.1976	0.1000	10300	10000	3.5	20.0
2,4-Dimethylphenol	Ave	0.3110	0.3025	0.2000	9730	10000	-2.7	20.0
Bis(2-chloroethoxy)methane	Ave	0.4654	0.4522	0.3000	9710	10000	-2.9	20.0
Benzoic acid	Ave	0.1715	0.1906		11100	10000	11.1	20.0
2,4-Dichlorophenol	Ave	0.3235	0.3257	0.2000	10100	10000	0.7	20.0
1,2,4-Trichlorobenzene	Ave	0.3608	0.3757		10400	10000	4.1	20.0
Naphthalene	Ave	1.038	1.040	0.7000	10000	10000	0.2	20.0
4-Chloroaniline	Ave	0.4495	0.4423	0.0100	9840	10000	-1.6	20.0
Hexachlorobutadiene	Ave	0.2179	0.2340	0.0100	10700	10000	7.4	20.0
Caprolactam	Ave	0.0806	0.0774	0.0100	3840	4000	-4.0	20.0
4-Chloro-3-methylphenol	Ave	0.3095	0.3035		9810	10000	-1.9	20.0
2-Methylnaphthalene	Ave	0.7126	0.7098	0.4000	9960	10000	-0.4	20.0
1-Methylnaphthalene	Ave	0.6732	0.6691	0.0100	9940	10000	-0.6	20.0
Hexachlorocyclopentadiene	Ave	0.5167	0.5193	0.0500	10000	10000	0.5	20.0
1,2,4,5-Tetrachlorobenzene	Ave	0.6997	0.7263	0.0100	10400	10000	3.8	20.0
2-tertbutyl-4-methylphenol	Ave	0.4180	0.4209	0.0100	10100	10000	0.7	20.0
2,4,6-Trichlorophenol	Ave	0.4143	0.4418	0.2000	10700	10000	6.6	20.0

FORM VII
GC/MS SEMI VOA CONTINUING CALIBRATION DATA

Lab Name: Eurofins TestAmerica, Edison Job No.: 460-211048-1

SDG No.:

Lab Sample ID: CCVIS 460-701264/2 Calibration Date: 06/14/2020 18:28

Instrument ID: CBNAMS17 Calib Start Date: 04/20/2020 11:12

GC Column: Rtxi-5Sil MS ID: 0.25(mm) Calib End Date: 04/20/2020 13:39

Lab File ID: M133361.D Conc. Units: ug/L

ANALYTE	CURVE TYPE	AVE RRF	RRF	MIN RRF	CALC AMOUNT	SPIKE AMOUNT	%D	MAX %D
2,4,5-Trichlorophenol	Ave	0.4639	0.4718	0.2000	10200	10000	1.7	20.0
1,1'-Biphenyl	Ave	1.601	1.587	0.0100	9910	10000	-0.9	20.0
2-Chloronaphthalene	Ave	1.273	1.303	0.8000	10200	10000	2.3	20.0
Phenyl ether	Ave	0.8532	0.8557	0.0100	10000	10000	0.3	20.0
2-Nitroaniline	Ave	0.4888	0.4013	0.0100	8210	10000	-17.9	20.0
1,3-Dimethylnaphthalene	Ave	0.9131	0.9254	0.0100	10100	10000	1.3	20.0
Coumarin	Ave	0.2598	0.2556	0.0100	9840	10000	-1.6	20.0
Dimethyl phthalate	Ave	1.406	1.407	0.0100	10000	10000	0.1	20.0
2,6-Dinitrotoluene	Ave	0.2930	0.3150	0.2000	10700	10000	7.5	20.0
Acenaphthylene	Ave	1.850	1.867	0.9000	10100	10000	0.9	20.0
3-Nitroaniline	Ave	0.3315	0.3361	0.0100	10100	10000	1.4	20.0
Acenaphthene	Ave	1.179	1.148	0.9000	9730	10000	-2.7	20.0
3,5-di-tert-butyl-4-hydroxytol	Ave	1.103	1.114	0.0100	10100	10000	1.0	20.0
2,4-Dinitrophenol	Ave	0.1616	0.1541	0.0100	19100	20000	-4.7	20.0
Dibenzofuran	Ave	1.815	1.812	0.8000	9980	10000	-0.2	20.0
4-Nitrophenol	Ave	0.2704	0.2791	0.0100	20600	20000	3.2	20.0
2,4-Dinitrotoluene	Ave	0.3806	0.4126	0.2000	10800	10000	8.4	20.0
2,3,4,6-Tetrachlorophenol	Ave	0.3703	0.3834	0.0100	10400	10000	3.5	20.0
Diethyl phthalate	Ave	1.386	1.393	0.0100	10100	10000	0.5	20.0
Fluorene	Ave	1.368	1.360	0.9000	9940	10000	-0.6	20.0
4-Chlorophenyl phenyl ether	Ave	0.7079	0.7171	0.4000	10100	10000	1.3	20.0
4-Nitroaniline	Ave	0.3159	0.3216	0.0100	10200	10000	1.8	20.0
4,6-Dinitro-2-methylphenol	Ave	0.1185	0.1258	0.0100	21200	20000	6.2	20.0
N-Nitrosodiphenylamine	Ave	0.5690	0.5656	0.0100	9940	10000	-0.6	20.0
1,2-Diphenylhydrazine	Ave	0.9147	0.8626	0.0100	9430	10000	-5.7	20.0
4-Bromophenyl phenyl ether	Ave	0.2411	0.2560	0.1000	10600	10000	6.2	20.0
Hexachlorobenzene	Ave	0.2997	0.3126	0.1000	10400	10000	4.3	20.0
Atrazine	Ave	0.1994	0.2003	0.0100	4020	4000	0.4	20.0
Pentachlorophenol	Ave	0.1496	0.1715	0.0500	22900	20000	14.7	20.0
Pentachloronitrobenzene	Ave	0.1137	0.1210	0.0100	10600	10000	6.4	20.0
n-Octadecane	Ave	0.6516	0.5997	0.0100	9200	10000	-8.0	20.0
Phenanthrene	Ave	1.141	1.135	0.7000	9950	10000	-0.5	20.0
Anthracene	Ave	1.159	1.175	0.7000	10100	10000	1.4	20.0
Carbazole	Ave	0.9807	1.009	0.0100	10300	10000	2.9	20.0
Di-n-butyl phthalate	Ave	1.219	1.286	0.0100	10500	10000	5.5	20.0
Fluoranthene	Ave	1.099	1.198	0.6000	10900	10000	9.0	20.0
Benzidine	Qua		0.5623		12200	10000	21.6*	20.0
Pyrene	Ave	1.549	1.451	0.6000	9370	10000	-6.3	20.0
Bisphenol-A	Ave	0.5757	0.5441		9450	10000	-5.5	20.0
Butyl benzyl phthalate	Ave	0.5967	0.6036	0.0100	10100	10000	1.2	20.0

FORM VII
GC/MS SEMI VOA CONTINUING CALIBRATION DATA

Lab Name: Eurofins TestAmerica, Edison Job No.: 460-211048-1

SDG No.:

Lab Sample ID: CCVIS 460-701264/2 Calibration Date: 06/14/2020 18:28

Instrument ID: CBNAMS17 Calib Start Date: 04/20/2020 11:12

GC Column: Rtxi-5Sil MS ID: 0.25(mm) Calib End Date: 04/20/2020 13:39

Lab File ID: M133361.D Conc. Units: ug/L

ANALYTE	CURVE TYPE	AVE RRF	RRF	MIN RRF	CALC AMOUNT	SPIKE AMOUNT	%D	MAX %D
2,3,7,8-TCDD	Ave	0.1759	0.1754	0.0100	99.7	100	-0.3	20.0
Carbamazepine	Ave	0.4784	0.5741	0.0100	12000	10000	20.0	20.0
3,3'-Dichlorobenzidine	Ave	0.4830	0.5374	0.0100	11100	10000	11.3	20.0
Benzo[a]anthracene	Ave	1.323	1.340	0.8000	10100	10000	1.2	20.0
Chrysene	Ave	1.301	1.354	0.7000	10400	10000	4.1	20.0
Bis(2-ethylhexyl) phthalate	Ave	0.8620	0.8886	0.0100	10300	10000	3.1	20.0
Di-n-octyl phthalate	Ave	1.298	1.194	0.0100	9200	10000	-8.0	20.0
Benzo[b]fluoranthene	Ave	1.109	1.123	0.7000	10100	10000	1.3	20.0
Benzo[k]fluoranthene	Ave	1.171	1.211	0.7000	10300	10000	3.4	20.0
Benzo[a]pyrene	Ave	0.9756	1.059	0.7000	10900	10000	8.5	20.0
Indeno[1,2,3-cd]pyrene	Ave	1.062	1.430	0.5000	13500	10000	34.7*	20.0
Dibenz(a,h)anthracene	Ave	1.063	1.409	0.4000	13300	10000	32.5*	20.0
Benzo[g,h,i]perylene	Ave	1.187	1.581	0.5000	13300	10000	33.2*	20.0
2-Fluorophenol (Surr)	Ave	1.313	1.320		10100	10000	0.5	20.0
Phenol-d5 (Surr)	Ave	1.678	1.614		9620	10000	-3.8	20.0
Nitrobenzene-d5 (Surr)	Ave	0.4147	0.4121		9940	10000	-0.6	20.0
2-Fluorobiphenyl	Ave	1.487	1.485		9990	10000	-0.0	20.0
2,4,6-Tribromophenol (Surr)	Ave	0.2548	0.2837		11100	10000	11.3	20.0
Terphenyl-d14 (Surr)	Ave	1.057	1.015		9600	10000	-4.0	20.0

FORM II
GC/MS SEMI VOA SURROGATE RECOVERY

Lab Name: Eurofins TestAmerica, Edison Job No.: 460-211048-1

SDG No.:

Matrix: Water Level: Low

GC Column (1): Rtxi-5Sil M ID: 0.25(mm)

Client Sample ID	Lab Sample ID	2FP	#	PHL	#	NBZ	#	FBP	#	TBP	#	TPHL	#
GW-3	460-211048-1	52		33		98		96		101		111	
MW-3I	460-211048-2	61		39		108		104		111		123	
MW-21S	460-211048-3	0	X	0	X	0	X	0	X	0	X	0	X
GW-1	460-211048-4	46		29		86		84		92		98	
DUP061020A	460-211048-5	45		28		84		82		89		94	
MW-1I	460-211048-6	45		27		84		83		92		95	
MW-1D	460-211048-7	51		31		96		93		108		106	
MW-51S	460-211048-8	50		31		91		87		98		100	
DUP061020B	460-211048-9	45		28		84		84		87		93	
MW-51I	460-211048-10	50		31		92		89		95		98	
FB061020	460-211048-11	54		32		101		96		99		114	
GW-5	460-211048-12	44		27		82		81		92		87	
GW-2	460-211048-13	48		30		91		88		98		96	
MW-5D	460-211048-14	52		33		95		92		104		84	
MW-5I	460-211048-15	52		32		94		88		102		82	
GW-7	460-211048-16	49		30		91		86		95		87	
MW-11I	460-211048-17	68		44		116		108		127		111	
GW-11	460-211048-18	48		29		85		82		94		73	
FB061120	460-211048-19	40		24		76		74		75		83	
DUP061120	460-211048-21	53		33		95		91		105		92	
	MB 460-701214/1-A	49		31		83		85		79		94	
	LCS 460-701214/2-A	53		35		94		92		105		105	
	LCSD 460-701214/3-A	55		36		98		100		113		113	

	QC LIMITS
2FP = 2-Fluorophenol (Surr)	18-72
PHL = Phenol-d5 (Surr)	10-50
NBZ = Nitrobenzene-d5 (Surr)	46-137
FBP = 2-Fluorobiphenyl	42-127
TBP = 2,4,6-Tribromophenol (Surr)	36-159
TPHL = Terphenyl-d14 (Surr)	39-150

Column to be used to flag recovery values

FORM II 8270D

FORM III
GC/MS SEMI VOA LAB CONTROL SAMPLE RECOVERY

Lab Name: Eurofins TestAmerica, Edison Job No.: 460-211048-1

SDG No.:

Matrix: Water Level: Low Lab File ID: M133364.D

Lab ID: LCS 460-701214/2-A Client ID:

COMPOUND	SPIKE ADDED (ug/L)	LCS CONCENTRATION (ug/L)	LCS % REC	QC LIMITS REC	#
1,1'-Biphenyl	80.0	70.9	89	59-102	
1,2,4,5-Tetrachlorobenzene	80.0	73.6	92	48-109	
2,2'-oxybis[1-chloropropane]	80.0	65.3	82	38-124	
2,3,4,6-Tetrachlorophenol	80.0	72.9	91	64-123	
2,4,5-Trichlorophenol	80.0	71.3	89	64-110	
2,4,6-Trichlorophenol	80.0	75.4	94	64-115	
2,4-Dichlorophenol	80.0	70.7	88	65-107	
2,4-Dimethylphenol	80.0	66.7	83	59-101	
2,4-Dinitrophenol	160	134	84	36-150	
2,4-Dinitrotoluene	80.0	79.8	100	63-122	
2,6-Dinitrotoluene	80.0	78.6	98	71-118	
2-Chloronaphthalene	80.0	72.7	91	57-102	
2-Chlorophenol	80.0	64.4	80	57-93	
2-Methylnaphthalene	80.0	71.3	89	57-103	
2-Methylphenol	80.0	55.3	69	45-86	
2-Nitroaniline	80.0	58.3	73	54-123	
2-Nitrophenol	80.0	73.8	92	60-126	
3,3'-Dichlorobenzidine	80.0	81.9	102	59-125	
3-Nitroaniline	80.0	66.9	84	57-110	
4,6-Dinitro-2-methylphenol	160	148	93	69-149	
4-Bromophenyl phenyl ether	80.0	77.0	96	65-115	
4-Chloro-3-methylphenol	80.0	63.5	79	60-107	
4-Chloroaniline	80.0	66.8	83	43-105	
4-Chlorophenyl phenyl ether	80.0	74.1	93	60-113	
4-Methylphenol	80.0	49.0	61	37-86	
4-Nitroaniline	80.0	70.9	89	52-122	
4-Nitrophenol	160	60.6	38	17-61	
Acenaphthene	80.0	70.0	88	54-108	
Acenaphthylene	80.0	73.8	92	64-102	
Acetophenone	80.0	69.4	87	65-109	
Anthracene	80.0	74.9	94	69-110	
Atrazine	40.0	68.7	172	10-150	*
Benzaldehyde	40.0	59.1	148	47-134	*
Benzo[a]anthracene	80.0	77.8	97	71-114	
Benzo[a]pyrene	80.0	81.7	102	67-106	
Benzo[b]fluoranthene	80.0	76.3	95	65-113	
Benzo[g,h,i]perylene	80.0	101	126	48-145	
Benzo[k]fluoranthene	80.0	78.8	98	66-116	
Bis(2-chloroethoxy)methane	80.0	71.3	89	64-114	
Bis(2-chloroethyl)ether	80.0	72.7	91	57-112	
Bis(2-ethylhexyl) phthalate	80.0	78.2	98	60-135	
Butyl benzyl phthalate	80.0	76.9	96	63-126	

Column to be used to flag recovery and RPD values

FORM III 8270D

FORM III
GC/MS SEMI VOA LAB CONTROL SAMPLE RECOVERY

Lab Name: Eurofins TestAmerica, Edison Job No.: 460-211048-1

SDG No.:

Matrix: Water Level: Low Lab File ID: M133364.D

Lab ID: LCS 460-701214/2-A Client ID:

COMPOUND	SPIKE ADDED (ug/L)	LCS CONCENTRATION (ug/L)	LCS % REC	QC LIMITS REC	#
Caprolactam	40.0	16.1	40	10-60	
Carbazole	80.0	74.8	93	68-113	
Chrysene	80.0	78.0	97	74-122	
Dibenz(a,h)anthracene	80.0	95.6	120	57-144	
Dibenzofuran	80.0	72.2	90	65-104	
Diethyl phthalate	80.0	74.1	93	65-105	
Dimethyl phthalate	80.0	74.8	94	68-105	
Di-n-butyl phthalate	80.0	78.2	98	66-113	
Di-n-octyl phthalate	80.0	69.1	86	40-133	
Fluoranthene	80.0	80.1	100	66-116	
Fluorene	80.0	72.5	91	64-108	
Hexachlorobenzene	80.0	77.2	97	59-129	
Hexachlorobutadiene	80.0	73.9	92	33-98	
Hexachlorocyclopentadiene	80.0	63.6	79	14-97	
Hexachloroethane	80.0	68.1	85	27-94	
Indeno[1,2,3-cd]pyrene	80.0	98.9	124	55-139	
Isophorone	80.0	74.1	93	64-113	
Naphthalene	80.0	71.7	90	56-99	
Nitrobenzene	80.0	71.3	89	67-109	
N-Nitrosodi-n-propylamine	80.0	69.7	87	60-111	
N-Nitrosodiphenylamine	80.0	72.5	91	67-110	
Pentachlorophenol	160	161	101	57-135	
Phenanthrene	80.0	74.0	93	69-108	
Phenol	80.0	25.5	32	20-53	
Pyrene	80.0	72.5	91	66-121	

Column to be used to flag recovery and RPD values

FORM III 8270D

FORM III
GC/MS SEMI VOA LAB CONTROL SAMPLE DUPLICATE RECOVERY

Lab Name: Eurofins TestAmerica, Edison Job No.: 460-211048-1

SDG No.:

Matrix: Water Level: Low Lab File ID: M133365.D

Lab ID: LCSD 460-701214/3-A Client ID:

COMPOUND	SPIKE ADDED (ug/L)	LCSD CONCENTRATION (ug/L)	LCSD % REC	% RPD	QC LIMITS RPD	QC LIMITS REC	#
1,1'-Biphenyl	80.0	77.6	97	9	30	59-102	
1,2,4,5-Tetrachlorobenzene	80.0	78.3	98	6	30	48-109	
2,2'-oxybis[1-chloropropane]	80.0	69.1	86	6	30	38-124	
2,3,4,6-Tetrachlorophenol	80.0	79.9	100	9	30	64-123	
2,4,5-Trichlorophenol	80.0	79.3	99	11	30	64-110	
2,4,6-Trichlorophenol	80.0	83.3	104	10	30	64-115	
2,4-Dichlorophenol	80.0	74.7	93	6	30	65-107	
2,4-Dimethylphenol	80.0	71.0	89	6	30	59-101	
2,4-Dinitrophenol	160	157	98	16	30	36-150	
2,4-Dinitrotoluene	80.0	88.4	111	10	30	63-122	
2,6-Dinitrotoluene	80.0	87.2	109	10	30	71-118	
2-Chloronaphthalene	80.0	78.1	98	7	30	57-102	
2-Chlorophenol	80.0	69.1	86	7	30	57-93	
2-Methylnaphthalene	80.0	75.6	94	6	30	57-103	
2-Methylphenol	80.0	58.1	73	5	30	45-86	
2-Nitroaniline	80.0	64.7	81	10	30	54-123	
2-Nitrophenol	80.0	79.0	99	7	30	60-126	
3,3'-Dichlorobenzidine	80.0	91.5	114	11	30	59-125	
3-Nitroaniline	80.0	75.3	94	12	30	57-110	
4,6-Dinitro-2-methylphenol	160	177	111	18	30	69-149	
4-Bromophenyl phenyl ether	80.0	86.5	108	12	30	65-115	
4-Chloro-3-methylphenol	80.0	68.1	85	7	30	60-107	
4-Chloroaniline	80.0	72.2	90	8	30	43-105	
4-Chlorophenyl phenyl ether	80.0	80.7	101	8	30	60-113	
4-Methylphenol	80.0	52.7	66	7	30	37-86	
4-Nitroaniline	80.0	80.7	101	13	30	52-122	
4-Nitrophenol	160	68.1	43	12	30	17-61	
Acenaphthene	80.0	75.8	95	8	30	54-108	
Acenaphthylene	80.0	80.2	100	8	30	64-102	
Acetophenone	80.0	74.5	93	7	30	65-109	
Anthracene	80.0	84.4	105	12	30	69-110	
Atrazine	40.0	46.6	116	38	30	10-150	*1
Benzaldehyde	40.0	38.7	97	42	30	47-134	*1
Benzo[a]anthracene	80.0	84.8	106	9	30	71-114	
Benzo[a]pyrene	80.0	89.7	112	9	30	67-106	*
Benzo[b]fluoranthene	80.0	86.6	108	13	30	65-113	
Benzo[g,h,i]perylene	80.0	111	138	9	30	48-145	
Benzo[k]fluoranthene	80.0	88.2	110	11	30	66-116	
Bis(2-chloroethoxy)methane	80.0	75.3	94	6	30	64-114	
Bis(2-chloroethyl)ether	80.0	77.8	97	7	30	57-112	
Bis(2-ethylhexyl) phthalate	80.0	84.8	106	8	30	60-135	
Butyl benzyl phthalate	80.0	83.6	104	8	30	63-126	

Column to be used to flag recovery and RPD values

FORM III 8270D

FORM III
GC/MS SEMI VOA LAB CONTROL SAMPLE DUPLICATE RECOVERY

Lab Name: Eurofins TestAmerica, Edison Job No.: 460-211048-1

SDG No.:

Matrix: Water Level: Low Lab File ID: M133365.D

Lab ID: LCSD 460-701214/3-A Client ID:

COMPOUND	SPIKE ADDED (ug/L)	LCSD CONCENTRATION (ug/L)	LCSD % REC	% RPD	QC LIMITS RPD	QC LIMITS REC	#
Caprolactam	40.0	10.3	26	44	30	10-60	*1
Carbazole	80.0	84.7	106	12	30	68-113	
Chrysene	80.0	83.4	104	7	30	74-122	
Dibenz(a,h)anthracene	80.0	113	141	16	30	57-144	
Dibenzofuran	80.0	78.7	98	9	30	65-104	
Diethyl phthalate	80.0	81.7	102	10	30	65-105	
Dimethyl phthalate	80.0	81.6	102	9	30	68-105	
Di-n-butyl phthalate	80.0	88.5	111	12	30	66-113	
Di-n-octyl phthalate	80.0	77.9	97	12	30	40-133	
Fluoranthene	80.0	91.4	114	13	30	66-116	
Fluorene	80.0	78.8	98	8	30	64-108	
Hexachlorobenzene	80.0	85.8	107	11	30	59-129	
Hexachlorobutadiene	80.0	79.6	100	7	30	33-98	*
Hexachlorocyclopentadiene	80.0	69.0	86	8	30	14-97	
Hexachloroethane	80.0	71.3	89	5	30	27-94	
Indeno[1,2,3-cd]pyrene	80.0	110	137	11	30	55-139	
Isophorone	80.0	78.4	98	6	30	64-113	
Naphthalene	80.0	74.7	93	4	30	56-99	
Nitrobenzene	80.0	75.0	94	5	30	67-109	
N-Nitrosodi-n-propylamine	80.0	74.7	93	7	30	60-111	
N-Nitrosodiphenylamine	80.0	82.4	103	13	30	67-110	
Pentachlorophenol	160	189	118	16	30	57-135	
Phenanthrene	80.0	83.6	104	12	30	69-108	
Phenol	80.0	27.1	34	6	30	20-53	
Pyrene	80.0	77.8	97	7	30	66-121	

Column to be used to flag recovery and RPD values

FORM III 8270D

3-IN
INSTRUMENT BLANKS
METALS

Lab Name: Eurofins TestAmerica, Edison Job No.: 460-211048-1

SDG No.:

Concentration Units: ug/L

Analyte	RL	ICB 460-701255/8 06/14/2020 12:04		CCB 460-701255/17 06/14/2020 12:41		CCB 460-701255/89 06/14/2020 18:00		CCB 460-701255/101 06/14/2020 18:54	
		Found	C	Found	C	Found	C	Found	C
Arsenic	15.0	3.3	U	3.3	U	3.3	U	3.3	U
Barium	200	13.2	U	13.2	U	13.2	U	13.2	U
Cadmium	4.0	0.33	U	0.33	U	0.33	U	0.33	U
Chromium	10.0	5.0	U	5.0	U	5.0	U	5.0	U
Lead	10.0	2.4	U	3.16	J	2.4	U	2.4	U
Selenium	20.0	5.9	U	5.94	J	5.9	U	5.9	U
Silver	10.0	5.8	U	5.8	U	5.8	U	5.8	U

Italicized analytes were not requested for this sequence.

3-IN
INSTRUMENT BLANKS
METALS

Lab Name: Eurofins TestAmerica, Edison Job No.: 460-211048-1

SDG No.:

Concentration Units: ug/L

Analyte	RL	CCB 460-701255/113 06/14/2020 19:42							
		Found	C	Found	C	Found	C	Found	C
Arsenic	15.0	3.3	U						
Barium	200	13.2	U						
Cadmium	4.0	0.33	U						
Chromium	10.0	5.0	U						
Lead	10.0	2.4	U						
Selenium	20.0	5.9	U						
Silver	10.0	5.8	U						

Italicized analytes were not requested for this sequence.

3-IN
INSTRUMENT BLANKS
METALS

Lab Name: Eurofins TestAmerica, Edison Job No.: 460-211048-1

SDG No.:

Concentration Units: ug/L

Analyte	RL	ICB 460-701676/8 06/16/2020 10:15		CCB 460-701676/17 06/16/2020 10:53		CCB 460-701676/65 06/16/2020 14:29		CCB 460-701676/77 06/16/2020 15:18	
		Found	C	Found	C	Found	C	Found	C
Arsenic	15.0	5.11	J	3.43	J	4.64	J	3.3	U
Barium	200	13.2	U	13.2	U	13.2	U	13.2	U
Cadmium	4.0	0.33	U	0.33	U	0.33	U	0.33	U
Chromium	10.0	5.0	U	5.0	U	5.0	U	5.0	U
Lead	10.0	2.4	U	2.44	J	2.72	J	3.31	J
Selenium	20.0	5.9	U	5.9	U	5.9	U	5.9	U
Silver	10.0	5.8	U	5.8	U	5.8	U	5.8	U

Italicized analytes were not requested for this sequence.

3-IN
INSTRUMENT BLANKS
METALS

Lab Name: Eurofins TestAmerica, Edison Job No.: 460-211048-1

SDG No.:

Concentration Units: ug/L

Analyte	RL	CCB 460-701676/89 06/16/2020 16:08		CCB 460-701676/101 06/16/2020 16:56					
		Found	C	Found	C	Found	C	Found	C
Arsenic	15.0	8.73	J	3.78	J				
Barium	200	13.2	U	13.2	U				
Cadmium	4.0	0.33	U	0.33	U				
Chromium	10.0	5.0	U	5.0	U				
Lead	10.0	2.4	U	2.4	U				
Selenium	20.0	5.9	U	5.9	U				
Silver	10.0	5.8	U	5.8	U				

Italicized analytes were not requested for this sequence.

5-IN
MATRIX SPIKE SAMPLE RECOVERY
GENERAL CHEMISTRY

Lab Name: Eurofins TestAmerica, Edison Job No.: 460-211048-1

SDG No.:

Matrix: Water

Method	Lab Sample ID	Analyte	Result	C	Unit	Spike Amount	Pct. Rec.	Limits	RPD	RPD Limit	Q
Batch ID: 702208	Date: 06/18/2020 17:00		Prep Batch: 702138			Date: 06/18/2020 08:32					
9016	460-211048-1	Cyanide, Free	1.5	U	ug/L						F1
9016	460-211048-1 MS	Cyanide, Free	30.40		ug/L	50.0	61	76-111			F1

Calculations are performed before rounding to avoid round-off errors in calculated results.

FORM V-IN

5-IN
MATRIX SPIKE DUPLICATE SAMPLE RECOVERY
GENERAL CHEMISTRY

Lab Name: Eurofins TestAmerica, Edison Job No.: 460-211048-1

SDG No.:

Matrix: Water

Method	Lab Sample ID	Analyte	Result	C	Unit	Spike Amount	Pct. Rec.	Limits	RPD	RPD Limit	Q
Batch ID: 702208	Date: 06/18/2020 17:00		Prep Batch: 702138			Date: 06/18/2020 08:32					
9016	460-211048-1 MSD	Cyanide, Free	27.45		ug/L	50.0	55	76-111	10	20	F1

Calculations are performed before rounding to avoid round-off errors in calculated results.

FORM V-IN