



**Fourth Quarter 2018
Quarterly Monitoring Report
Former Zoe Chemical Site
1801 Falmouth Avenue
New Hyde Park, New York
Site No. 1-30-211**

January 2019

Prepared for:

**SEABOARD ESTATES, INC.
c/o BEVERIDGE & DIAMOND, LLC
477 Madison Avenue, 15th Floor
New York, NY 10022-5802**

and

**NEW YORK STATE DEPARTMENT OF ENVIRONMENTAL CONSERVATION
Division of Environmental Remediation
625 Broadway, 12th Floor
Albany, New York 12207**

Prepared by:

**CA RICH CONSULTANTS, INC.
17 Dupont Street
Plainview, NY 11803-1614**



e-mail: jproscia@carichinc.com

January 2, 2019

NEW YORK STATE DEPARTMENT OF ENVIRONMENTAL CONSERVATION
DIVISION OF ENVIRONMENTAL REMEDIATION
625 Broadway, 12th Floor
Albany, New York 12207

Attention: Brian Jankauskas, Project Manager

Re: **Quarterly Monitoring Report—Fourth Quarter 2018**
Former Zoe Chemical Site
1801 Falmouth Avenue, New Hyde Park, N.Y.
NYSDEC Site No.: 1-30-211

Dear Mr. Jankauskas:

Attached is a copy of our Fourth Quarter 2018, Quarterly Monitoring Report for the above-referenced Site. The Site currently operates a soil vapor extraction system (SVE) which treats the exhausted air with activated carbon. The system was started-up on September 27, 2016 and has been operating since that time.

The next quarterly system sampling and measurements are planned for March 2019.

If there are any questions regarding this report, please do not hesitate to call our office.

Sincerely,

CA RICH CONSULTANTS, INC.

Jessica Proscia
Project Manager

cc: see attached distribution

Distribution List

1801 Falmouth Avenue, New Hyde Park, NY - NYSDEC Site #1-30-211

Brian Jankauskas
NYSDEC
Brian.jankauskas@dec.ny.gov

Mark Sergott
New York State Department of Health
Mark.sergott@health.ny.gov

Alali Tamuno, Esq.
NYSDEC
Alali.tamuno@dec.ny.gov

Michael Murphy, Esq.
Beveridge & Diamond, P.C.
mmurphy@bdlaw.com

John Paul, Esq.
Beveridge & Diamond, P.C.
jpaul@bdlaw.com

Laurence Gordon
Seaboard Estates, Inc.
fmrc@optonline.net

Joseph DeFranco
Nassau County Department of Health
jdefranco@health.co.nassau.ny.us

TABLE OF CONTENTS

Section	Page
1.0 INTRODUCTION	1
2.0 OPERATIONAL HISTORY OF THE REMEDIATION SYSTEM	3
3.0 SYSTEM MONITORING PROCEDURES AND RESULTS	4
4.0 REMEDIATION SYSTEM EQUIPMENT TERMINATION CRITERIA	6
5.0 CONCLUSIONS	6
REFERENCES	7

FIGURES

1. Site Location Map
2. Site Plan
3. Location of Former Cesspools
4. Previous Groundwater Sample Locations
5. Previous Soil Sample Locations
6. Previous Soil Vapor Sample Locations
7. System Layout

TABLES and DATA PLOTS

1. System Data Log Field Form
2. Summary of System Analytical Data for Untreated Air
3. Summary of System Analytical Data for Mid-Carbon Air
4. Summary of System Analytical Data for Treated Air
5. Mass Calculation Removals for 1,1,1 TCA

APPENDICES

- A. Monthly Progress Reports
- B. Laboratory Data for System Air Samples

**Fourth Quarter 2018
 Quarterly Monitoring Report
 Former Zoe Chemical Site
 1801 Falmouth Avenue
 New Hyde Park, New York
 NYSDEC Site No.: 1-30-211**

1.0 INTRODUCTION

The following Quarterly Monitoring Report (the Report) has been prepared by CA RICH Consultants, Inc. (CA RICH) for the Former Zoe Chemical Site located at 1801 Falmouth Avenue, New Hyde Park, New York (Figure 1) on behalf of Seaboard Estates, Inc. in accordance with Order on Consent Agreement Index No. W1-1165-12-06. This Report addresses the remediation of the soil vapor beneath the Former Zoe Chemical Site. The goal of this Report is to describe the progress of the on-site soil vapor remediation program at the Former Zoe Chemical Site, which is illustrated on the Site Plan (Figure 2).

1.1 Contaminants of Concern

For the purposes of this Quarterly Monitoring Report, the Contaminants Of Concern (COCs) are Volatile Organic Compounds (VOCs) and include 1,1,1-trichloroethane (TCA) and its degradation products.

1.2 Former Source Areas

As discussed in the Site Characterization Report, (Ref. 1), the primary source suspected for a possible release is the former cesspool(s) that serviced the building prior to Zoe Chemical's connection to municipal sewers in June 1987. Figure 3 of this document illustrates the locations of these suspected former source areas.

1.3 Previous Groundwater Investigations

Four permanent on-Site groundwater monitoring wells were installed in April 2013 as part of the Site Characterization (Ref. 1). The results of the analysis of these samples indicated that the highest contamination occurred in monitoring well MW-4 for TCA at a concentration of 962 ug/l (ppb). The compound perchloroethene (PCE) was detected at 8.0 ug/L in MW-2 and 13.2 ug/L in MW-4. Both MW-1 and MW-4 are located on the eastern half of the Site.

A map illustrating the locations of previous groundwater samples is included on Figure 4.

1.4 Previous Soil Investigations

Interior and exterior soil borings were installed in April, September and October 2013 as part of the Site Characterization (Ref. 1). The soil sampling performed during this investigation did not reveal detections of TCA above Part 375 Commercial Soil Cleanup Objectives (SCOs) either below the floor of the building or in the subject Property lot. No other VOCs or Semi-Volatile Organic Compounds (SVOCs) exceeded their respective Part 375 Commercial SCOs. There were exceedances of pesticides and metals that were identified exceeding their Part 375 Commercial SCOs, which were found in the soil located within the area of the former cesspool. A map illustrating the locations of all the soil boring locations is included on Figure 5.

1.5 Previous Soil Vapor Investigation

Four exterior soil vapor points (SV-1 through SV-4) were installed to eight feet below grade in the eastern parking lot of the Property in September 2013 as part of the Site Characterization (Ref. 1). The results of the soil vapor sampling indicated that the concentration of TCA ranged from 11 ug/m³ in SV-3 to 3,260 ug/m³ in SV-4. Acetone, benzene, chloromethane, cyclohexane, dichlorodifluoromethane, ethanol, ethylbenzene, ethyl acetate, 4-ethyltoluene, heptane, hexane, isopropyl alcohol, methyl ethyl ketone, styrene, 1,2,4-trimethylbenzene, 1,3,5-trimethylbenzene, 2,2,4-tremethylpentane, tetrachloroethylene, tetrahydrofuran, toluene, trichloroethylene, trichlorofluoromethane, m & p-xylene, and o-xylene were detected at low concentrations in the indoor air sample. Additionally, similar compounds were detected in the ambient air. TCA was not detected in the ambient air sample.

Four interior sub-slab soil vapor points (SSV-1 through SSV-4) were installed in September 2013 as part of the Site Characterization (Ref. 1). The results for the sub-slab vapor were compared to the NYSDOH Guidance for Evaluating Soil Vapor Intrusion in the State of New York. The concentration of TCA in SSV-1 was 182,000 ug/m³ and SSV-2 was 18,800 ug/m³, which according to the NYSDOH Decision Matrices are both in the "Mitigation" range. The sub-slab vapor at the SSV-3 location contained a TCA concentration of 31 ug/m³, which is in the "No Further Action" range. Additionally, the sub-slab vapor concentration of TCA in SSV-4 was 400 ug/m³, which is in the "Monitor" range.

A map illustrating the locations of all the interior sub-slab soil vapor points and exterior soil vapor points are included on Figure 6.

1.6 Former Sanitary System Sampling

The former sanitary system was investigated in April 2013 as part of the Site Characterization (Ref. 1). Once the covers were removed, the two 7-foot diameter pools, designated S-1 and S-2 were investigated and found to contain solid bottoms and were likely used as holding tanks. However, as the perched water sample contained detections of contaminants similar to those detected in the soil from the sanitary structures some degree of leakage from the pools may have occurred. On April 25, 2013 a Geoprobe drilling system was utilized to obtain a sample from each of the pools. The Geoprobe drilling identified a solid bottom in sanitary pool S-1 at seven feet and at five feet in S-2. The structures appear to have been backfilled with soil, and therefore, observations detailing the bottom of the structures could not be made. One sample was obtained from each of the pools at the deepest depth above the pool bottoms and sent to the laboratory for analysis. The results indicated that no VOCs were detected exceeding their Part 375 commercial use SCOs in S-1 or S-2. However, S-1 contained ethylbenzene, toluene, and xylenes. S-2 (the pool closest to the building) contained TCA at a concentration of 1,110 ug/kg.

In February 2015, the former cesspools were removed. During this activity, the western pool was found to contain a solid bottom (septic tank), whereas the eastern pool contained perforated walls and a sediment bottom (leaching pool). Confirmatory endpoint samples were collected from the excavation. The endpoint samples were acceptable and the excavation was backfilled with clean quarry sand.

A map illustrating the locations of all the former sanitary systems is included on Figure 3.

2.0 OPERATIONAL HISTORY OF THE REMEDIATION SYSTEM

Installation of the remediation system began in August 2016 and was completed in September 2016. A start-up test was conducted on September 21, 2016. The system was activated and baseline vacuum, flow, and samples were collected. The system was operating properly at the time, but was turned off upon departure.

The components of the system consist of three SVE wells (SVE-1, SVE-2, and SVE-3) located in the parking area to the east of the building and three sub-slab depressurization vents (SSD-4, SSD-5, and SSD-6) located within the building. A detailed description of the system is included in the Construction Completion Report – Part B, (Ref. 2); and system layout drawing is included as Figure 7.

The soil vapor is extracted using an Airtech® Vacuum 4.62 HP regenerative blower located in the storage room within the building. The soil vapor passes through a moisture knock-out drum, into the blower and flows through two vapor-phase carbon drums located in the storage room. The treated air is discharged through a 4-inch PVC pipe that extends above the roof.

The SVE blower has remained in continuous operation since September 27, 2016 to the present-day with the exception of periodic equipment repairs and carbon change-outs as outlined on the maintenance log outlined below.

Maintenance Log		
<u>Dates</u>	<u>SVE system</u>	<u>Comments</u>
September 21, 2106	Off	System turned on for startup test, system samples collected, system turned off upon departure.
September 27, 2016	On	System turned on upon arrival and left operating upon departure.
October 12, 2016	On	Monthly system samples collected
November 22, 2016	On	Monthly system samples collected
December 1, 2016	On	Carbon change out.
December 21, 2016	On	Monthly system samples collected
January 27, 2017	On	Monthly system samples collected
February 24, 2017	On	Monthly system samples collected
March 30, 2017	On	Monthly system samples collected
April 14, 2017	On	Carbon change out.
April 28, 2017	On	Monthly system samples collected
May 26, 2017	On	Monthly system samples collected
June 30, 2017	On	Monthly system samples collected

August 3, 2017	On	Carbon change out
September 15, 2017	On	Quarterly system samples collected (Untreated, Mid, and Treated)
October 19, 2017	On	Leaking ball valve repaired
December 4, 2017	On	Carbon change out
December 8, 2017	On	Quarterly system samples collected
December 27, 2017	On	Telemetry System installed
March 20, 2018	On	Carbon change out
March 23, 2018	On	Quarterly system samples collected
June 22, 2018	On	Quarterly system samples collected
July 11, 2018	On	Carbon change out
September 6, 2018	On	Quarterly system samples collected
September 20, 2018	On	Carbon change out
December 4, 2018	On	Quarterly system samples collected (Untreated, Mid, and Treated)

Prior work completed at the Site is summarized on the attached monthly progress reports included in Appendix A.

3.0 SYSTEM MONITORING PROCEDURES AND RESULTS

The system is equipped with gauges and meters that are designed to directly measure flow, vacuum and system run time. Flow and temperature readings are manually collected from the system and PID readings are collected from the pre-carbon, mid-carbon, and post-carbon sampling ports. There are three exterior SVE points and three interior SSD points. Vacuum and flow readings are collected directly from well heads at the SVE points and from the riser at the SSD points. The data acquired during the quarterly monitoring events along with system uptime is summarized on Table 1. The following summarizes the system data acquired during the most recent (December 2018) monitoring event.

December 2018

<u>Vent/Well</u>	<u>Vacuum (inches of water)</u>	<u>Flow (scfm)</u>
SVE-1	-9.2	14.0
SVE-2	-9.2	12.24
SVE-3	-9.0	7.0
SSD-4	-4.1	17

SSD-5	-4.1	19
SSD-6	-4.1	32
System	-24	111

System Hour Meter = 17,249 hours at 9:52
 System influent temperature = 59.6°F
 System effluent temperature = 73.9°F
 Pre-carbon = 0.0 ppm
 Mid-carbon = 0.0 ppm
 Post-carbon = 0.0 ppm

3.1 System Sampling

The system is equipped with two 55-gallon drums that contain activated carbon used to treat the soil vapor. Three sample ports were installed within the system piping to collect soil vapor samples for laboratory analysis. One sample port is located on the PVC pipe prior to the first carbon treatment drum, and is identified as the “Untreated Soil Vapor” sample. The second sample port is located on the PVC pipe that connects the first carbon drum to the second carbon drum, and is identified as the “Mid-Carbon” sample. The third and final sample port is located on the PVC vent pipe located up-flow of the second carbon drum, and is identified as the “Treated Soil Vapor” sample. Each of these three soil vapor samples are collected using a six-liter SUMMA canister that is setup to collect a grab sample. In addition, PID readings are measured from each sample port using a 11.7 ev bulb. A copy of the laboratory data is included as Appendix B

Untreated Soil Vapor – The first soil vapor sample collected from the system was conducted on September 21, 2016. The initial untreated soil vapor sample contained a TCA concentration of 87,800 ug/m³. At the end of the fourth quarter 2016, the concentration of TCA was 8,350 ug/m³. At the end of the fourth quarter 2017, the concentration of TCA was 1,630 ug/m³. The most recent sample collected on December 4, 2018, detected a TCA concentration of 693 ug/m³.

Results of the untreated soil vapor sampling program are summarized on Table 2. In addition, plots of the laboratory results versus days in operation are included.

Mid-Carbon Soil Vapor – This sample is used to determine when breakthrough occurs at the first carbon drum, which in turn provides sufficient information to determine when the carbon drums should be replaced. The fourth quarter 2018 mid-carbon sample was collected on December 4, 2018 and detected a TCA concentration of 480 ug/m³. Results of the mid-carbon sampling are summarized on Table 3.

Treated Soil Vapor – A treated soil vapor sample was also collected on December 4, 2018 using a SUMMA canister. The sample detected a TCA concentration of 1,400 ug/m³. A summary of the laboratory data is summarized on Table 4.

Mass Removal Calculations – The initial TCA concentration at the system startup date (September 21, 2016) equaled 87,800 ug/m³ for the influent sample port. The TCA concentration at the end of the third quarter 2018 was 1,660 ug/m³. Based upon the measured discharge rate and a linear interpretation of the TCA concentration in the untreated soil vapor, the mass of TCA removed from September 6, 2018 to December 4, 2018 is estimated to be 2.08 pounds and the amount of TCA removed to date equals 67.92 pounds. A summary of TCA removal by the system is included on Table 5.

4.0 REMEDIATION SYSTEM EQUIPMENT TERMINATION CRITERIA

4.1 SVE Unit Termination Criteria

The termination criteria for the SVE system are outlined in the Construction Completion Report Part B. The following termination criteria have been established:

- Once the levels of total VOCs in the raw influent decreases to a near constant or asymptotic concentration (as approved by NYSDEC) and it is demonstrated that shutdown of the system will not result in the migration of unacceptable concentrations of residual vapors to the on-site and off-site structures (as approved by NYSDOH), operation of the system will be suspended.
- A shutdown plan will be submitted to the NYSDEC for review and approval. This plan will discuss the conversion of the system to a soil vapor intrusion mitigation system or proposed sampling activities for complete shutdown of the system. The plan will include concurrent sub-slab vapor/indoor air sampling within occupied spaces to determine whether exposure concerns related to soil vapor intrusion remain.
- The overall remedy must meet the remedial action objectives of the project, and the soil vapor measurements must remain protective of the contemplated use of the on-site and off-site structures. If any improvements or changes are made to the interior building layout in areas outside of the SVE system’s radius of influence, additional soil vapor intrusion sampling and/or expansion of the SVE system may be warranted. The NYSDEC and NYSDOH will be notified in advance of any such plans.

5.0 CONCLUSIONS

The remediation system began operating in September 2016, with weekly system visits conducted to ensure system operation. A telemetry unit was installed in December 2017 to notify CA RICH of any unexpected system shutdowns. The system has been in continuous operations since September 2016 with the exception of carbon drum change outs and unexpected system shutdowns. From September 6, 2018 to December 4, 2018 the system has been operating for 97 percent of the time.

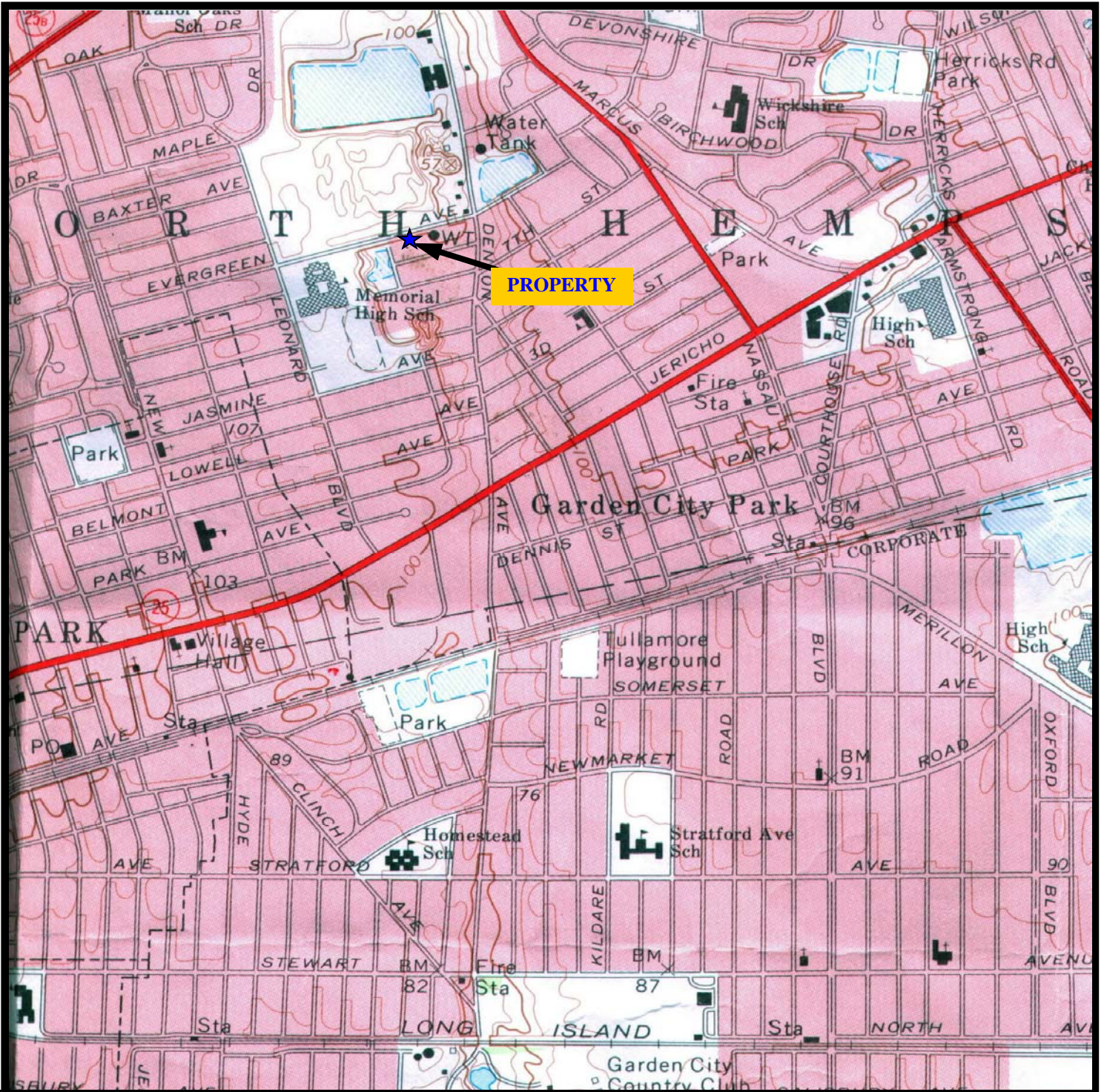
During the last quarter the system has removed approximately 2.08 pounds of TCA and 67.92 pounds since system start up in September 2016. The system shall remain in continuous operation. The next system sampling event is scheduled for March 2019.

Additionally, Remedial Investigation (off-site soil vapor work) was performed on December 18, 2018. All proposed soil vapor samples were obtained. When the results are finalized a Remedial Investigation Report will be prepared.

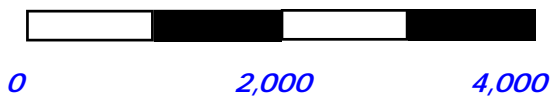
REFERENCES

1. CA RICH Consultants, Inc., Site Characterization Report, Former Zoe Chemical, 1801 Falmouth Avenue, New Hyde Park, New York, NYSDEC Site # 130211, February 2014, Revised July 2014.
2. CA RICH Consultants, Inc., Construction Completion Report – Part B, Former Zoe Chemical, 1801 Falmouth Avenue, New Hyde Park, New York, NYSDEC Site # 130211, March 2017, Revised June 2017.

FIGURES



APPROX. SCALE (ft.)



Adapted from 1969 USGS Lynbrook Quadrangle



CA RICH CONSULTANTS, INC.
17 Dupont Street,
Plainview, NY 11803

TITLE:

Site Location Map

DATE:

9/29/2017

SCALE:

AS SHOWN

FIGURE:

1

DRAWING:

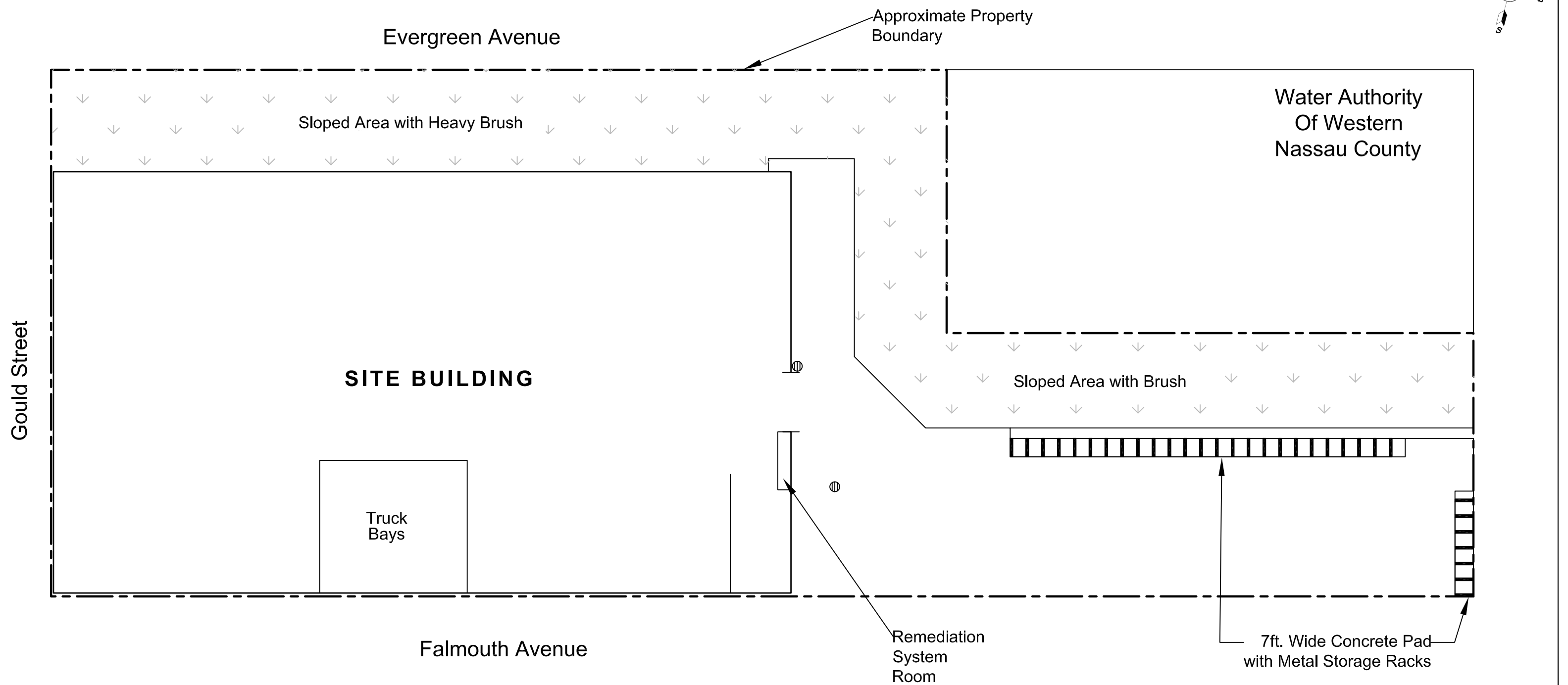
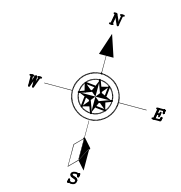
**Former Zoe Chemical
1801 Falmouth Avenue
New Hyde Park, New York**

DRAWN BY:

JC

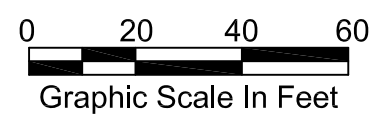
APPR. BY:

JP

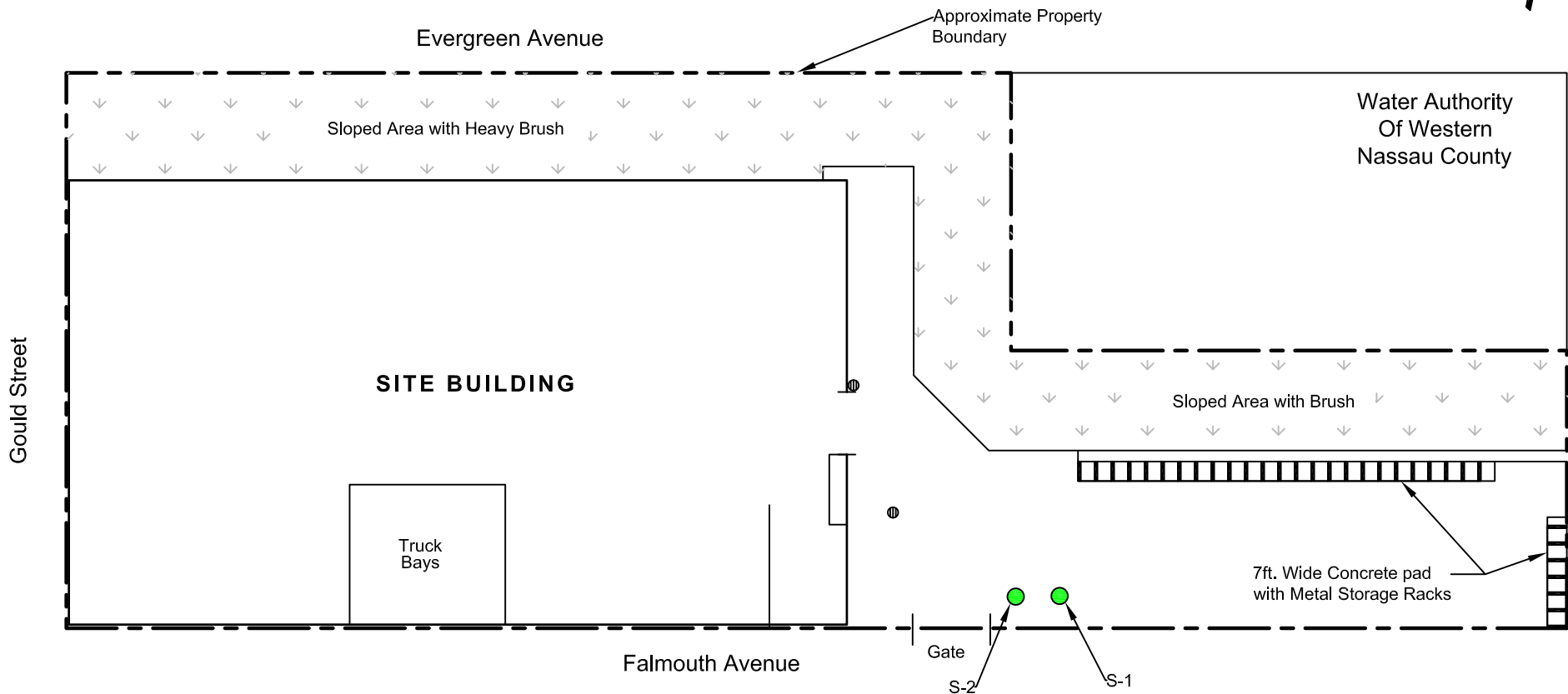


LEGEND

⊕ Dry well

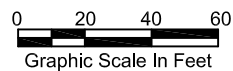


CA RICH CONSULTANTS, INC. Environmental Specialists Since 1982 17 Dupont Street, Plainview, New York 11803		
TITLE: Site Plan		DATE: 9/29/2017
		SCALE: AS SHOWN
FIGURE: 2	Former Zoe Chemical Site 1801 Falmouth Avenue New Hyde Park, NY	DRAWN BY: J.T.C./T.R.B.
DRAWING NO: QMR 2017-1		APPR. BY: J.E.P.

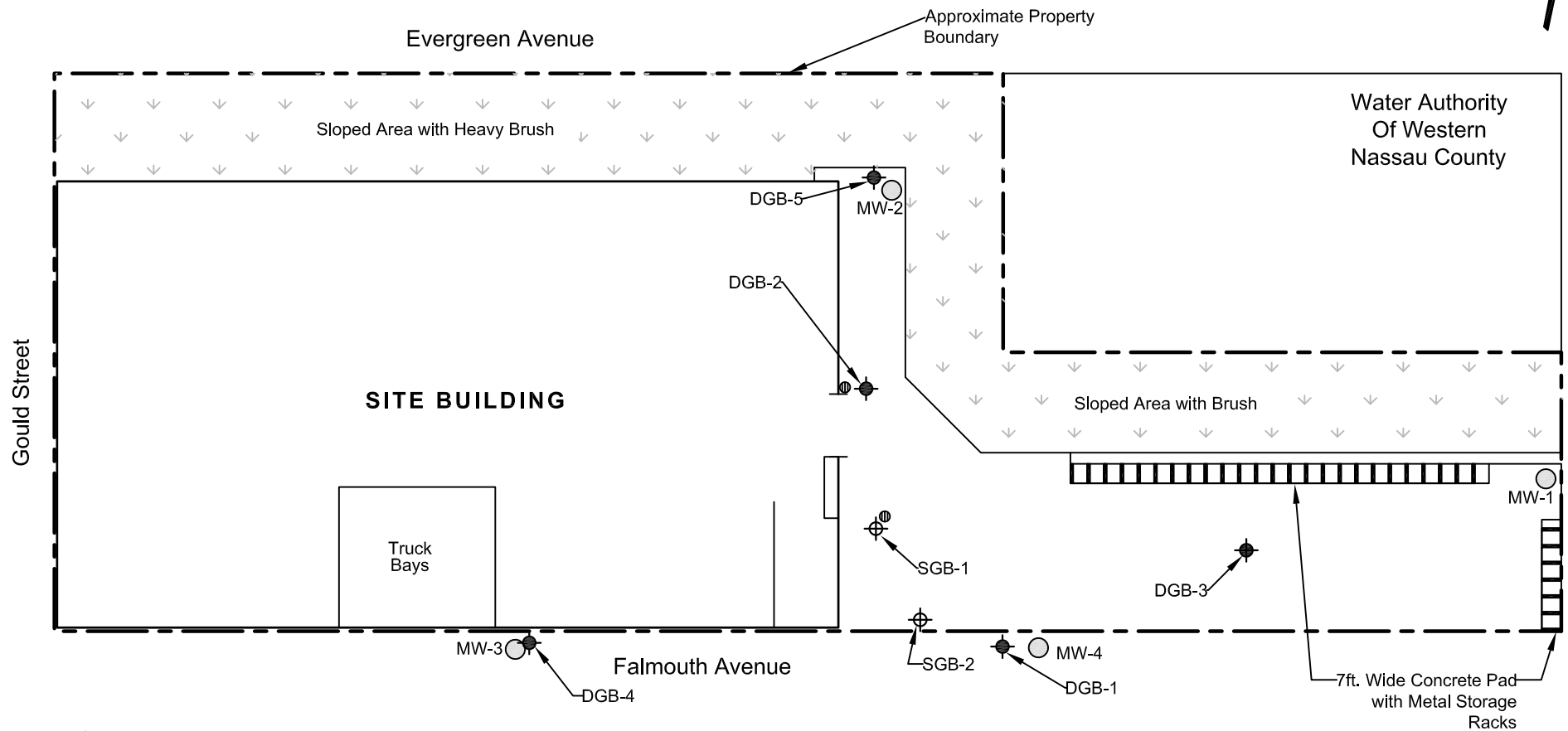


LEGEND

● Former Cesspools

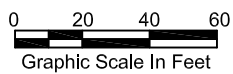


CA RICH CONSULTANTS, INC.	
Environmental Specialists Since 1982 17 Dupont Street, Plainview, New York 11803	
TITLE:	Location of Former Cesspools
DATE:	9/29/2017
SCALE:	As Shown
FIGURE:	3
DRAWING NO.:	QMR 2017-2
Former Zoe Chemical Site 1801 Falmouth Avenue New Hyde Park, NY	
DRAWN BY:	J.T.C./T.R.B.
APPR. BY:	J.E.P.



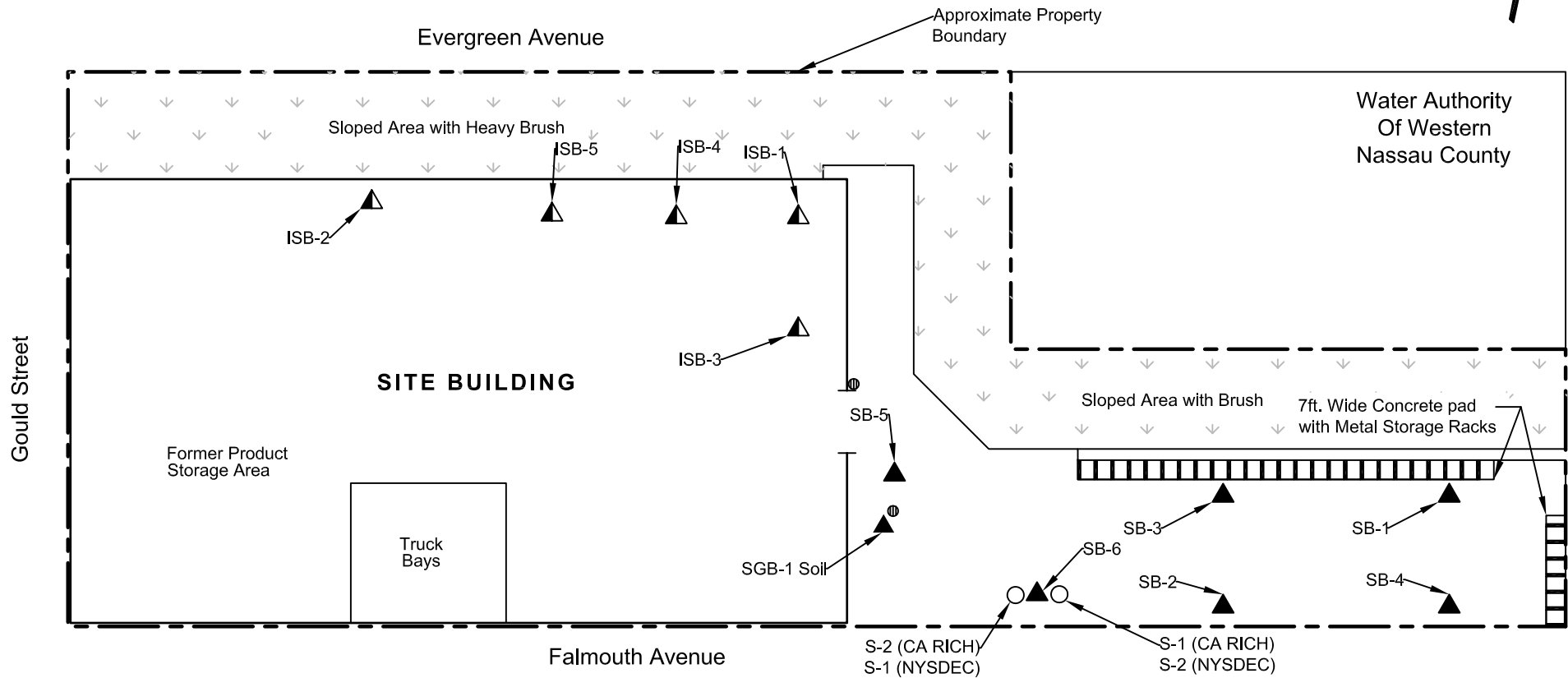
LEGEND

- 2" Diameter Groundwater Monitoring Well
- Temporary 55' or 85' Groundwater Boring
- ⊕ 30' Groundwater Monitoring Well
- ⊕ Temporary 30' Groundwater Boring
- ⊗ Storm Drain



Note:
 1. The groundwater samples depicted on this figure collected as part of the Site Characterization Report completed in July 2014.

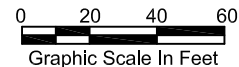
CA RICH CONSULTANTS, INC.		
Environmental Specialists Since 1982 17 Dupont Street, Plainview, New York 11803		
TITLE: Previous Groundwater Sample Locations		DATE: 9/29/2017
		SCALE: As Shown
FIGURE: 4	Former Zoe Chemical Site 1801 Falmouth Avenue New Hyde Park, NY	DRAWN BY: J.T.C./T.R.B.
DRAWING NO.: QMR 2017-3		APPR. BY: J.E.P.



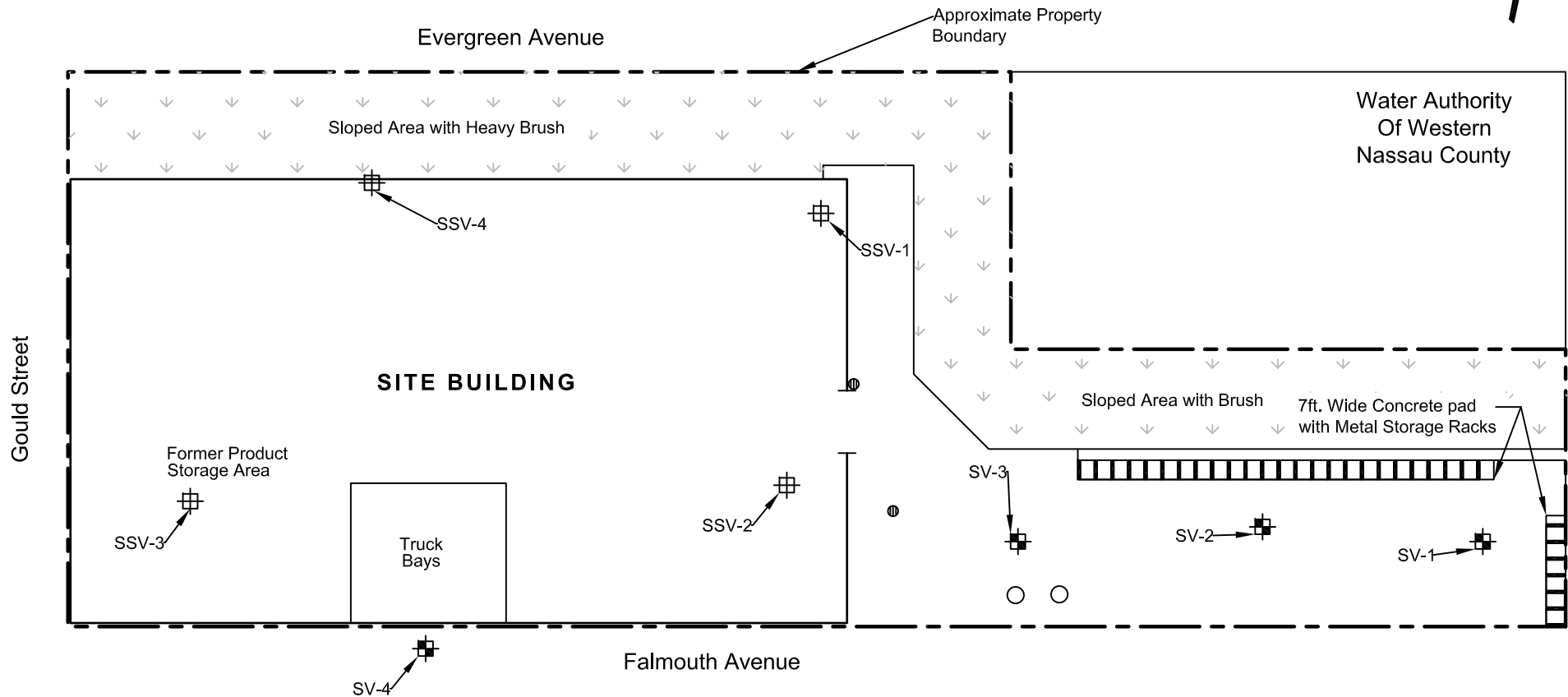
LEGEND

- ▲ Exterior 20' Soil Boring
- ▲ Interior Shallow Soil Boring
- Former Cesspools
- ⊕ Storm Drain

Note:
 1. The soil samples depicted on this figure collected as part of the Site Characterization Report completed in July 2014.



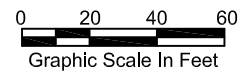
CA RICH CONSULTANTS, INC.	
Environmental Specialists Since 1982 17 Dupont Street, Plainview, New York 11803	
TITLE:	Previous Soil Sample Locations
DATE:	9/29/2017
SCALE:	As Shown
FIGURE:	5
DRAWING NO.:	QMR 2017-4
Former Zoe Chemical Site 1801 Falmouth Avenue New Hyde Park, NY	
DRAWN BY:	J.T.C./T.R.B.
APPR. BY:	J.E.P.



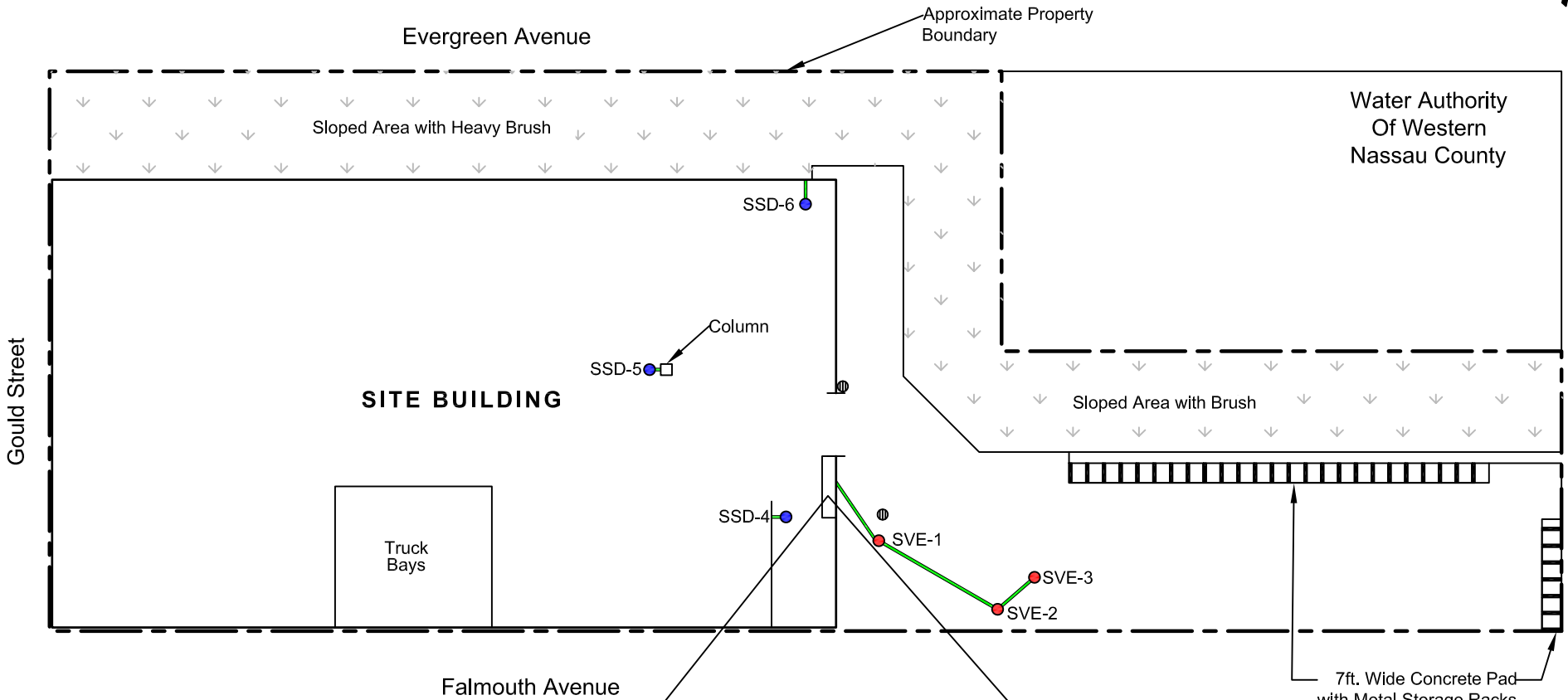
LEGEND

- 1" Sub-Slab Soil Vapor Sample
- 8" Soil Vapor Sample
- Former Cesspools

Note:
 1. The soil vapor samples depicted on this figure collected as part of the Site Characterization Report completed in July 2014.

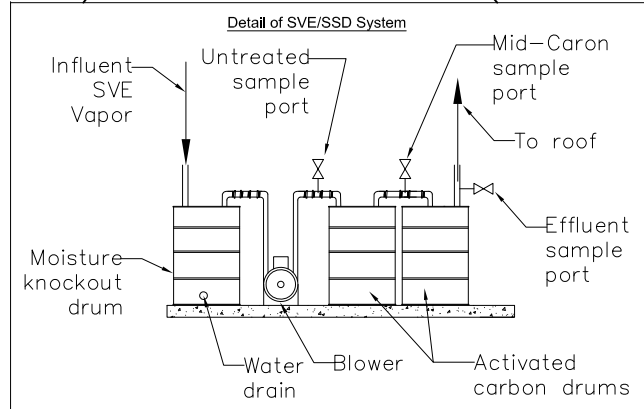
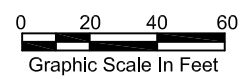


CA RICH CONSULTANTS, INC.		
Environmental Specialists Since 1982 17 Dupont Street, Plainview, New York 11803		
TITLE: Previous Soil Vapor Sample Locations		DATE: 9/29/2017
		SCALE: As Shown
FIGURE: 6	Former Zoe Chemical Site 1801 Falmouth Avenue New Hyde Park, NY	DRAWN BY: J.T.C./T.R.B.
DRAWING NO: QMR 2017-5		APPR BY: J.E.P.



LEGEND

- 2" Diameter Groundwater Monitoring Well
- SVE Well
- Sub-slab Vent
- System Trenching



CA RICH CONSULTANTS, INC.		Environmental Specialists Since 1982 17 Dupont Street, Plainview, New York 11803	
TITLE: System Layout		DATE: 9/29/2017	
		SCALE: As Shown	
FIGURE: 7	Former Zoe Chemical Site 1801 Falmouth Avenue New Hyde Park, NY	DRAWN BY: J.T.C./T.R.B.	
DRAWING NO.: QMR 2017-6		APPR. BY: J.E.P.	

TABLES

Table 1
Former Zoe Chemical
1801 Falmouth Avenue
New Hyde Park, NY
Site No. 1-30-211
SVE System Data Log Field Form

Date	5/17/2017	9/15/2017	12/8/2017	3/23/2018	6/22/2018	9/6/2018	12/4/2018	
System Status on Arrival	On	On	On	On	On	On	On	
System Status on Departure	On	On	On	On	On	On	On	
Control Panel Hours	5057.9	7304.4	9317.1	11,660	13,812	15,177	17,249	
Control Panel Hours - Time Recorded	0900	0900	0900	10:27	10:07	8:43	9:52	
Operating Hours Since Last Visit	----	2246.5	2012.70	2,342.9	2,152	1,365	2,072	
Hours Available Since Last Visit	----	2904.0	2016.00	2520	2184	1824	2136	
Percent Operation (quarterly)	----	77.4	99.84	92.97	98.53	74.84	97.00	
Moisture Separator Liquid Level (inches)	None	None	4 inch	2 inch	0 inch	0 inch	0 inch	
Vacuum								
	SVE-1 ("WC) at Wellhead	-2.51	-2.9	-7.4	-10	-10	-8.0	-9.2
	SVE-2 ("WC) at Wellhead	-0.008	-0.120	-7.0	-7.0	-9.4	-7.5	-9.2
	SVE-3 ("WC) at Wellhead	-0.066	-0.103	-7.0	-8.0	-9.4	-7.5	-9.0
	SVE-4 ("WC) at Wellhead	-4.0	-4.1	-7.2	-9.2	-9.6	-8.0	-4.1
	SVE-5 ("WC) at Wellhead	-3.9	-4.1	-7.2	-9.3	-9.1	-8.0	-4.1
	SVE-6 ("WC) at Wellhead	-3.9	-4.1	-7.2	-9.3	-9.4	-7.5	-4.1
	System Influent ("WC)	-24.0	-24.0	-28.0	-32	-32	-32	-24
Temperature								
	Influent Temp (°F)	76.2	91	65	68	87	86.3	59.6
	Effluent Temp (°F)	105	115	94	93	104	95	73.9
Airflow								
	SVE-1 (CFM) at Wellhead	47.00	51.69	13.0	11.0	12.0	14.5	14.0
	SVE-2 (CFM) at Wellhead	0.00	0.10	7.0	8.0	9.0	5.3	12.24
	SVE-3 (CFM) at Wellhead	2.20	0.25	6.0	7.0	8.0	14.35	7.0
	SVE-4 (CFM) at Wellhead	16.0	30	60	50	55	40	17
	SVE-5 (CFM) at Wellhead	46.0	35	57	62	61	24	19
	SVE-6 (CFM) at Wellhead	43.0	45	56	62	61	57	32
	System Influent (SCFM)	117.0	87.2	95.0	118	114	113	111
Volatile Organic Compounds								
	Pre-Carbon (ppm)	10.1	0.6	24.0	0.8	0.3	0.0	0.0
	Mid-Carbon (ppm)	1.2	1.5	0.0	0.0	0.0	0.0	0.0
	Post-Carbon (ppm)	2.0	0.4	0.0	0.0	0.0	0.0	0.0

Soil Vapor Extraction System Leak Repaired - 10/19/17

Notes:

Carbon changeout (Both vessels) conducted on 12/1/16, 4/14/17, 8/3/17, 12/4/17, 3/20/18, 7/11/18, 9/20/18

Magnehelic guage used to collect vacuum readings at SVE-1, SVE-2, SVE-3, SVE-4, SVE-5, SVE-6

Table 2

Former Zoe Chemical Site
 1801 Falmouth Avenue
 New Hyde Park, New York
 Site No. 1-30-211

System Analytical Data for Untreated Air in ug/cubic meter

Date	Days Since System Start Up	PCE	TCE	Vinyl Chloride	Cis-1,2-DCE	1,1,1-TCA	1,1-DCA	Chloroethane	Comments
9/27/2016	0	509	967	1,140	290	87,800	57,900	92,400	System startup
10/12/2016	15	519	408	77.2	< 89.6	23,500	5,910	3,560	
11/22/2016	55	374	494	66.0	170	10,400	3,920	2,930	
12/21/2016	84	249	490	< 24.3	130	8,350	2,290	837	
1/27/2017	120	200	463	< 10.2	55.5	6,380	1,150	124	
2/24/2017	147	112	133	< 5.11	18.4	2,500	595	44.6	
3/30/2017	183	71.9	81.7	< 5.11	< 7.93	4,190	627	41.2	
4/28/2017	211	118	128	< 5.11	14.6	2,610	17.2	44.3	
5/26/2017	239	89.5	88.1	< 2.89	9.36	1,940	413	29.6	
6/30/2017	273	192	138	< 5.11	19.9	2,020	676	49.6	
9/15/2017	348	175	164	< 5.11	18.8	3,090	615	78.1	
12/8/2017	431	114	107	15.6	14.2	1,630	337	282	
3/23/2018	536	69.8	52.2	1.42	6.26	1,040	198	33.2	
6/22/2018	625	93.6	66.6	< 5.11	< 7.93	993	194	24.1	
9/6/2018	699	178.0	138	< 10.3	< 15.9	1,660	347	107	
12/4/2018	787	58.7	45.9	<2.56	5.47	693	162	31.7	

Notes:

< Non-detect above laboratory reporting limits
 All samples recorded in micrograms per cubic meter
 Time 0 = System activation date- 9/27/2016

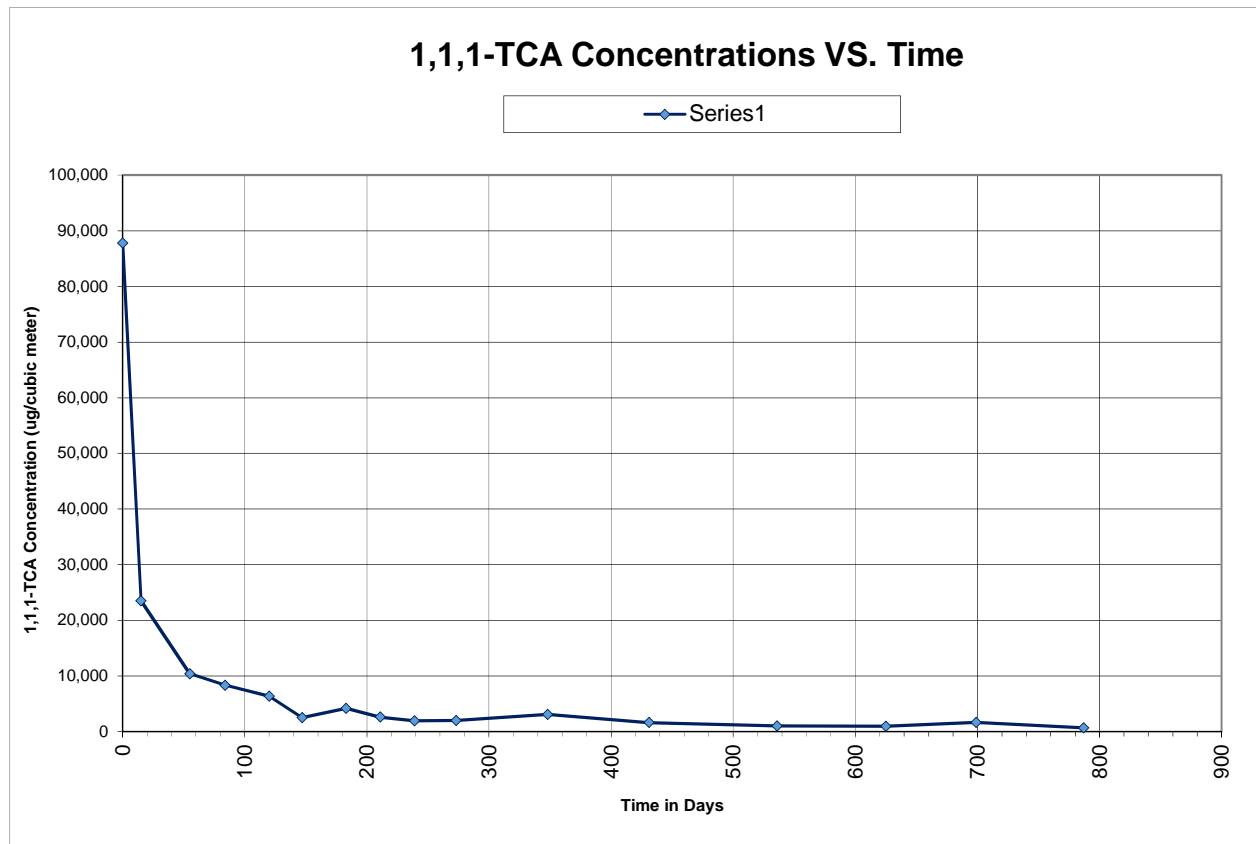


Table 3

Former Zoe Chemical Site
 1801 Falmouth Avenue
 New Hyde Park, New York
 Site No. 1-30-211

System Analytical Data for Mid Carbon Samples in ug/cubic meter

Date	Days Since System Start Up	PCE	TCE	Vinyl Chloride	Cis-1,2-DCE	1,1,1-TCA	1,1-DCA	Chloroethane	Comments
9/27/2016	0	No sample collected							System startup
10/12/2016	15	No sample collected							
11/22/2016	55	43.4	123	24.6	57.9	5,350	1,790	997	
12/21/2016	84	< 3.39	< 2.69	4.96	6.90	507	395	351	
1/27/2017	120	52.5	235	< 5.11	31.4	2,920	510	48.8	
2/24/2017	147	88.2	167	< 5.11	22.0	1,840	429	28.8	
3/30/2017	183	6.10	15.0	< 1.71	4.08	1,330	429	48.6	
4/28/2017	211	< 1.36	< 1.07	0.787	< 0.793	1.11	< 0.809	26.4	
5/26/2017	239	< 7.12	< 5.64	< 2.68	11.3	2,040	386	26.1	
6/30/2017	273	100	113	< 10.3	17.5	1,710	571	36.9	
9/15/2017	348	< 13.6	22.6	< 5.11	35.6	3,940	1,010	61.0	
12/8/2017	431	< 1.36	< 1.07	11.6	< 0.793	1.10	< 0.809	192	
3/23/2018	536	< 1.36	< 1.07	1.34	< 0.793	< 1.09	< 0.809	28.5	
6/22/2018	625	115	96.2	< 5.11	< 0.793	1,060	200	22.3	
9/6/2018	699	104	131	< 10.3	<15.9	1,640	400	103	
12/4/2018	787	41.8	33.0	<2.56	4.0	480	116	23.6	

Notes:

< Non-detect above laboratory reporting limits
 All samples recorded in micrograms per cubic meter
 Time 0 = System activation date- 9/27/2016

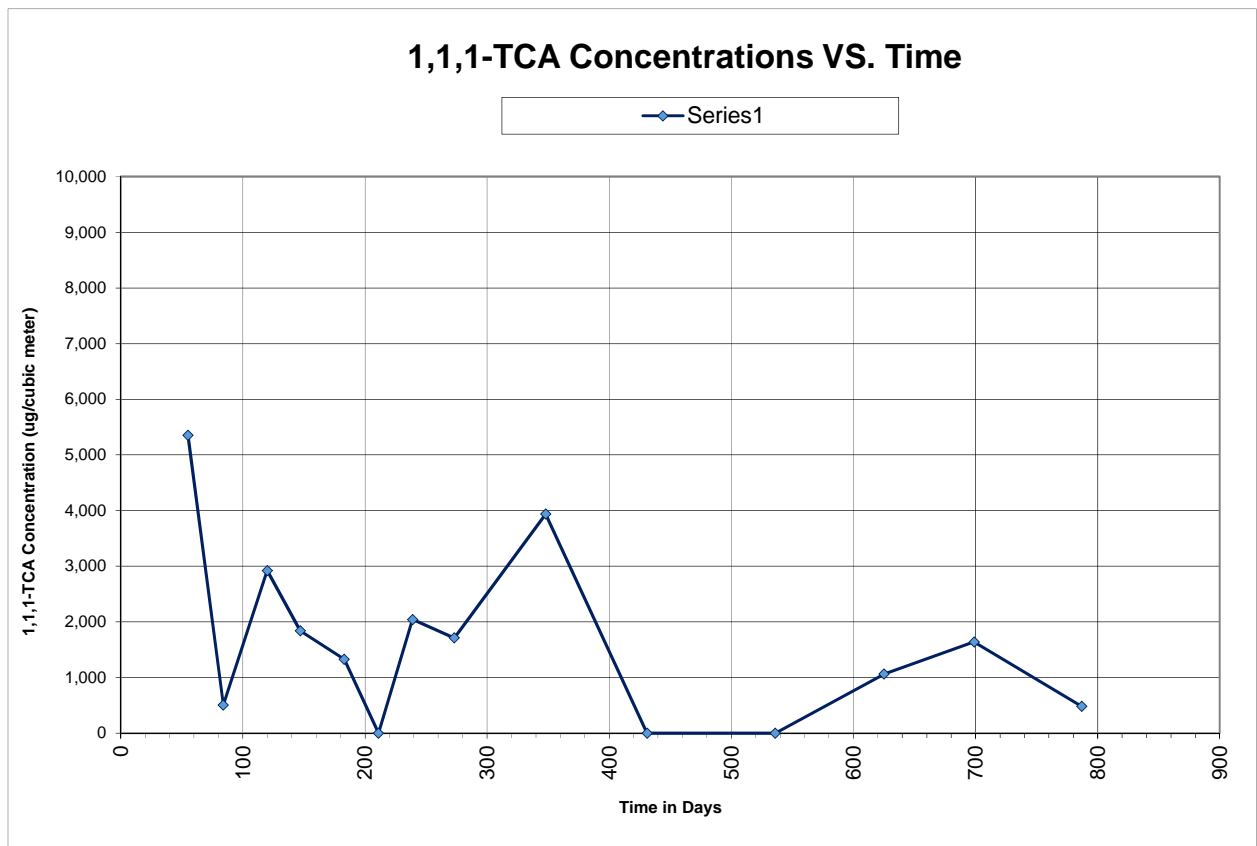


Table 4

Former Zoe Chemical Site
 1801 Falmouth Avenue
 New Hyde Park, New York
 Site No. 1-30-211

System Analytical Data for Treated Air in ug/cubic meter

Date	Days Since System Start Up	PCE	TCE	Vinyl Chloride	Cis-1,2-DCE	1,1,1-TCA	1,1-DCA	Chloroethane	Comments
9/27/2016	0	No Sample Collected							System startup
10/12/2016	15	< 13.6	< 10.7	34.5	< 7.93	< 10.9	< 0.809	1,830	
11/22/2016	55	< 13.6	< 10.7	14.0	9.44	117	1,940	530	
12/21/2016	84	< 6.78	< 5.37	5.73	< 3.96	< 5.46	< 4.05	594	
1/27/2017	120	< 1.70	< 1.34	1.44	< 0.991	5.38	130	56.7	
2/24/2017	147	< 13.6	< 10.7	< 5.11	64.6	5,320	2,670	54.9	
3/30/2017	183	< 4.52	6.56	1.98	12.6	1,740	220	91.8	
4/28/2017	211	< 1.36	< 1.07	0.856	< 0.793	< 1.09	< 0.809	41.7	
5/26/2017	239	< 2.94	< 2.33	< 1.11	< 1.72	< 2.36	< 1.75	19.3	
6/30/2017	273	< 4.52	< 3.58	1.71	18.8	1,030	1,060	35.9	
9/15/2017	348	< 1.36	< 1.07	1.13	< 0.793	5.67	3.33	81.5	
12/8/2017	431	< 1.36	< 1.07	11.7	< 0.793	3.40	0.850	147	
3/23/2018	536	< 1.36	< 1.07	1.84	< 0.793	< 1.09	< 0.809	< 0.528	
6/22/2018	625	< 4.52	< 3.58	1.71	23.1	446	692	30.9	
9/6/2018	699	< 6.78	< 5.37	5.93	17.8	324	858	81.3	
12/4/2018	787	< 6.78	14.2	< 2.56	10.6	1,400	191	23.6	

Notes:

< Non-detect above laboratory reporting limits
 All samples recorded in micrograms per cubic meter
 Time 0 = System activation date- 9/27/2016

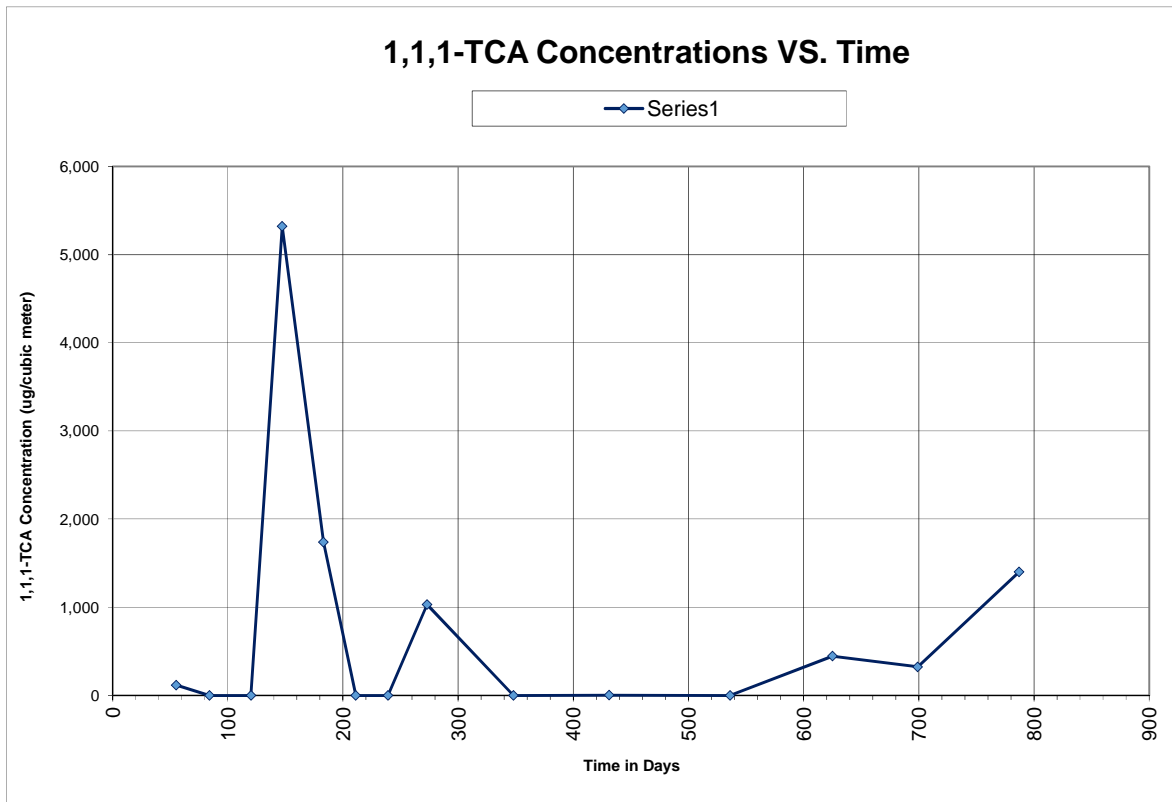


Table 5

Former Zoe Chemical Site
 1801 Falmouth Avenue
 New Hyde Park, New York
 Site No. 1-30-211

Mass Calculation Removals for 1,1,1 TCA

Start Date	End Date	Beginning Influent Results (ug/m3)	Ending Influent Results (ug/m3)	Influent Flow (scfm)	Influent Results (lb/cf)	Influent Flow (lb/min)	Days of Operation	Minutes of Operation	Mass Removed (Pounds)	Mass Removed to Date (Pounds)
9/21/2016	10/12/2016	87,800	23,500	220	6.21473E-06	0.001367241	15	21600	29.53	15.63
10/12/2016	11/22/2016	23,500	10,400	156	1.79169E-06	0.000279504	41	59040	16.50	32.13
11/22/2016	12/21/2016	10,400	8,350	156	9.09891E-07	0.000141943	29	41760	5.93	38.06
12/21/2016	1/27/2017	8,350	6,380	156	7.20422E-07	0.000112386	36	51840	5.83	43.89
1/27/2017	2/24/2017	6,380	2,500	156	4.76327E-07	7.43071E-05	28	40320	3.00	46.88
2/24/2017	3/30/2017	2,500	4,190	156	2.86858E-07	4.47498E-05	28	40320	1.80	48.69
3/30/2017	4/28/2017	4,190	2,610	156	3.43043E-07	5.35147E-05	29	41760	2.23	50.92
4/28/2017	5/26/2017	2,610	1,940	156	2.23493E-07	3.48649E-05	28	40320	1.41	52.33
5/26/2017	6/30/2017	1,940	2,020	156	1.84163E-07	2.87295E-05	35	50400	1.45	53.77
6/30/2017	9/15/2017	2,020	3,090	87.2	2.22557E-07	2.51934E-05	77	110880	2.79	56.57
9/15/2017	12/8/2017	3,090	1,630	95.0	2.43782E-07	2.67023E-05	84	120960	3.23	59.80
12/8/2017	3/23/2018	1,630	1,040	118.0	1.34221E-07	1.79632E-05	105	151200	2.72	62.51
3/23/2018	6/22/2018	1,040	993	114.0	9.5921E-08	1.28214E-05	91	131040	1.68	64.19
6/22/2018	9/6/2018	993	1,660	113.0	1.13807E-07	1.50225E-05	76	109440	1.64	65.84
9/6/2018	12/4/2018	1,660	693	111.0	1.25262E-07	1.62632E-05	89	128160	2.08	67.92

Notes:

1. Mass removed is determined by adding the influent and effluent results and dividing by two for an average during that time period.

APPENDIX A

Monthly Progress Reports



e-mail: JProscia@carichinc.com

November 7, 2018

brian.jankauskas@dec.ny.gov

NYSDEC

Division of Environmental Remediation
625 Broadway, 12th Floor
Albany, New York 12233-7015

Attention: Brian Jankauskas

Re: **Monthly Progress Report – October 2018**
Former Zoe Chemical Site
1801 Falmouth Avenue, New Hyde Park, NY
Agreement Index No.: W1-1165-12-06

Dear Mr. Jankauskas:

In accordance with the above-referenced Agreement, CA RICH is pleased to provide you with this Monthly Progress Report.

The following activities were performed this past month:

- On October 1st and 2nd, 2018, the Remedial Investigation was performed at the subject Property. All samples were obtained as per the approved Remedial Investigation Work Plan.
- On October 1, 2018, a walk through was performed with the Site owner to all off site properties in regard to the upcoming soil vapor testing.
- On October 11, 2018, a walk through was performed with the NYSDEC to all off site properties in regard to the upcoming soil vapor testing. The access letter worksheet as well as an updated Figure is attached to this Monthly Progress Report.
- On October 30, 2018, the EDD for the soil and groundwater samples was provided to the NYSDEC.

The following will be performed this month:

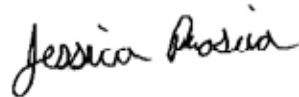
- The soil and groundwater analytical data will be imported into tables and compared to NYSDEC guidelines.
- Scheduling for the Remedial Investigation off site work (soil vapor) will be performed. This work will be performed in December 2018.

- As per the approved Construction Completion Report – Part B, a raw, mid, and effluent sample will be obtained from the system on a quarterly basis. The next quarterly monitoring assignment will be performed in December 2018.

If there are any questions regarding this letter, please do not hesitate to call our Office.

Sincerely,

CA RICH CONSULTANTS, INC.



Jessica Proscia
Project Manager

cc: Alali Tamuno, Esq.
Michael Murphy, Esq.
Laurence Gordon
John Paul, Esq.
Mark Sergott
Charlotte Bethoney

email list

Brian Jankauskas

brian.jankauskas@dec.ny.gov

Mark Sergott

mark.sergott@health.ny.gov

Alali Tamuno, Esq.

alali.tamuno@dec.ny.gov

Michael Murphy, Esq.

MMurphy@bdlaw.com

Laurence Gordon

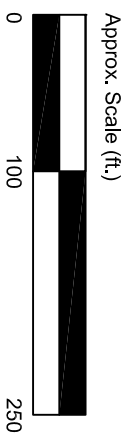
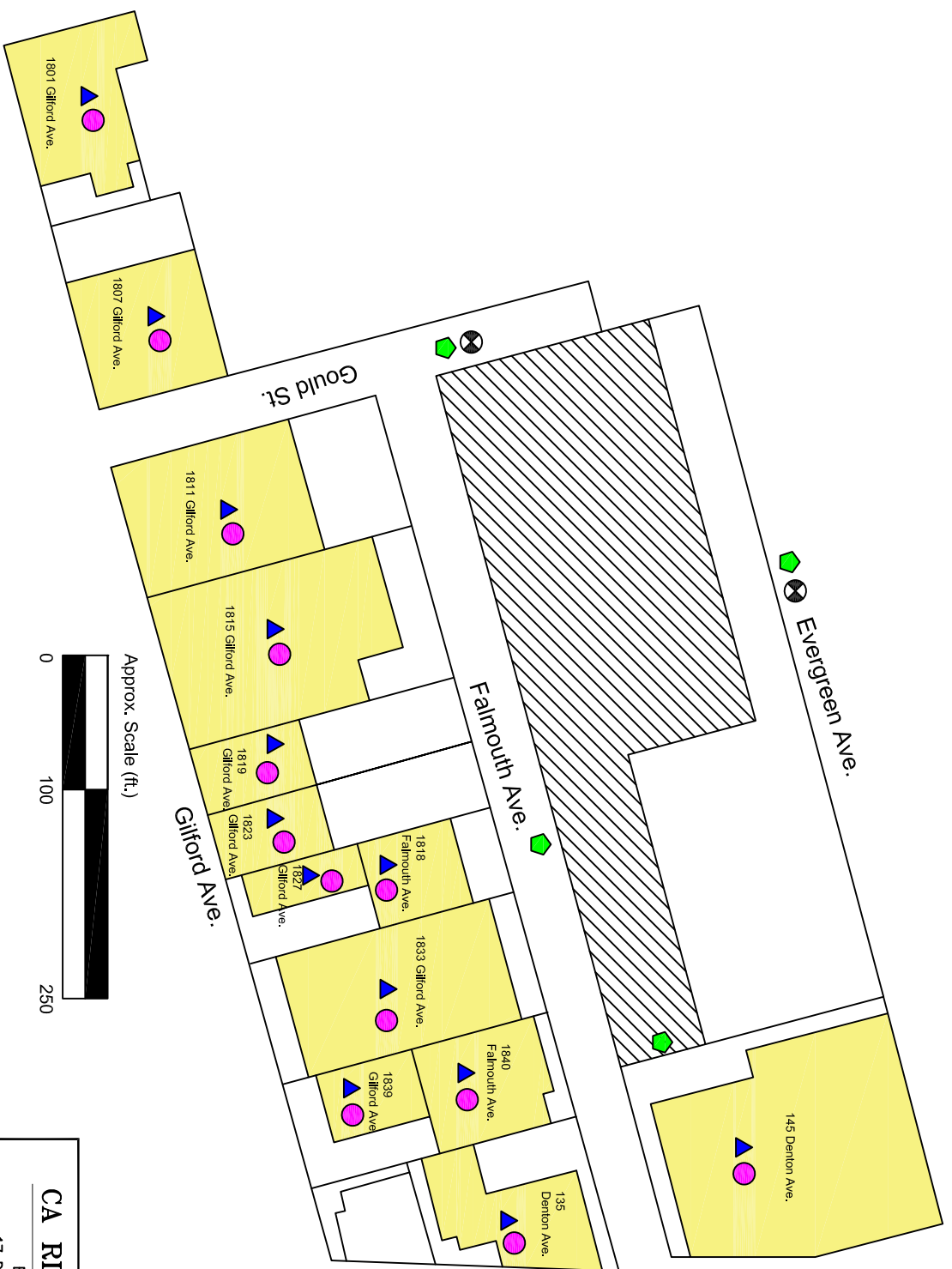
fmrc@optonline.net

John Paul, Esq.

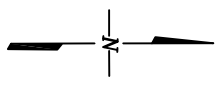
JPaul@bdlaw.com

Charlotte Bethoney

charlotte.bethoney@health.ny.gov



- Legend**
- Superfund Site
 - Off-Site Structures
 - Soil Vapor (5-feet below grade)
 - Sub-Slab Vapor
 - Indoor Air
 - Ambient/Outdoor Air



CA RICH CONSULTANTS, INC.		Environmental Specialists Since 1982	
17 Dupont Street, Plainview, New York 11803			
TITLE:			
Proposed Off-Site Soil Vapor Evaluation Sample Locations			
FIGURE:		DATE:	
6		11/6/2018	
DRAWING NO.:		SCALE:	
2018-1		As Shown	
FORMER ZOE CHEMICAL SITE		DRAWN BY:	
1801 Falmouth Avenue		T.R.B.	
New Hyde Park, NY		APPR. BY:	
		J.E.P.	

Off Site Soil Vapor Investigation

Access Letter Worksheet

1. 1818 Falmouth Avenue

1. Certified letter sent on July 16, 2018.
2. Site visit on October 1, 2018 with owner – tenant not interested in doing testing.
3. Revisited on October, 11, 2018 with NYSDEC – tenant not interested in doing testing.

2. 1840 Falmouth Avenue

1. Certified letter sent on July 16, 2018.
2. Site visit on October 1, 2018 with owner – no answer
3. Revisited on October, 11, 2018 with NYSDEC – no answer

3. 135 Denton Avenue

1. Certified letter sent on July 16, 2018.
2. Site visit on October 1, 2018 with owner – Tenants administrator sent letter to the owner.
3. Revisited on October, 11, 2018 with NYSDEC – Tenants administrator sent letter to the owner.
4. Called owner (HS Denton Realty, LLC) on October 30, 2018 – Left a voicemail.
5. Spoke with owner of HS Denton Realty, LLC on November 6, 2018 - owner not interested in doing testing.

4. 145 Denton Avenue

1. Certified letter sent on July 16, 2018.
2. Spoke with tenant space owner and tenant space owner's lawyer and they intend to comply.

5. 1801 Gilford Avenue

1. Certified letter sent on July 16, 2018.
2. Site visit on October 1, 2018 with owner – tenant would like to discuss in December.
3. Revisited on October, 11, 2018 with NYSDEC – tenant would like to discuss in December.

6. 1807 Gilford Avenue

1. Certified letter sent on July 16, 2018
2. Site visit on October 1, 2018 with owner – tenant refused to speak to CA RICH.
3. Revisited on October, 11, 2018 with NYSDEC – tenant would like us to call manager.
4. Called tenant on October 30, 2018 – spoke with Albert Zandi (super/manager) and they may want to comply.

7. 1811 Gilford Avenue

1. Certified letter sent on July 16, 2018
2. Site visit on October 1, 2018 with owner – property is owned by tenant at Quality Ready Mix at 1824 Gilford Avenue. – owner not interested in doing testing.
3. Revisited on October, 11, 2018 with NYSDEC – spoke to owner at Quality Ready Mix – owner not interested in doing testing.

8. 1815 Gilford Avenue

1. Certified letter sent on July 16, 2018.
2. Site visit on October 1, 2018 with owner – property is owned by tenant at Quality Ready Mix at 1824 Gilford Avenue. – owner not interested in doing testing.
3. Revisited on October, 11, 2018 with NYSDEC – spoke to owner at Quality Ready Mix – owner not interested in doing testing.

9. 1819 Gilford Avenue

1. Certified letter sent on July 16, 2018.
2. Site visit on October 1, 2018 with owner – owner of tenant space not interested in doing testing.
3. Revisited on October, 11, 2018 with NYSDEC – owner not available.

10. 1823 Gilford Avenue

1. Site visit on October 1, 2018 with owner – tenant space vacant.
2. Revisited on October, 11, 2018 with NYSDEC – tenant space vacant.

11. 1827 Gilford Avenue

1. Site visit on October 1, 2018 with owner – tenant space vacant.
2. Revisited on October, 11, 2018 with NYSDEC – tenant space vacant

12. 1833 Gilford Avenue

1. Certified letter sent on July 16, 2018.
2. Site visit on October 1, 2018 with owner – no answer.
3. Revisited on October, 11, 2018 with NYSDEC – contractors inside vacant tenant space, no additional information.

13. 1839 Gilford Avenue

1. Certified letter sent on July 16, 2018.
2. Site visit on October 1, 2018 with owner – spoke to a manager, hesitant about performing testing.
3. Revisited on October, 11, 2018 with NYSDEC – spoke to owner, hesitant about performing testing.



e-mail: JProscia@carichinc.com

December 6, 2018

brian.jankauskas@dec.ny.gov

NYSDEC

Division of Environmental Remediation
625 Broadway, 12th Floor
Albany, New York 12233-7015

Attention: Brian Jankauskas

Re: **Monthly Progress Report – November 2018**
Former Zoe Chemical Site
1801 Falmouth Avenue, New Hyde Park, NY
Agreement Index No.: W1-1165-12-06

Dear Mr. Jankauskas:

In accordance with the above-referenced Agreement, CA RICH is pleased to provide you with this Monthly Progress Report.

The following activities were performed this past month:

- The soil and groundwater analytical data was imported into tables and compared to NYSDEC guidelines.
- On November 30th, CA RICH performed the third walk through to the surrounding tenants to discuss complying for the December 18, 2018 off-site soil vapor work. The updated access letter worksheet is attached to this Monthly Progress Report.

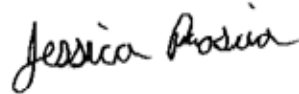
The following will be performed this month:

- Scheduling for the Remedial Investigation off site work (soil vapor) was performed. This work will be performed on December 18, 2018.
- As per the approved Construction Completion Report – Part B, a raw, mid, and effluent sample will be obtained from the system on a quarterly basis. The next quarterly monitoring assignment will be performed in December 2018.

If there are any questions regarding this letter, please do not hesitate to call our Office.

Sincerely,

CA RICH CONSULTANTS, INC.

A handwritten signature in black ink that reads "Jessica Proscia". The signature is written in a cursive, flowing style.

Jessica Proscia
Project Manager

cc: Alali Tamuno, Esq.
Michael Murphy, Esq.
Laurence Gordon
John Paul, Esq.
Mark Sergott
Charlotte Bethoney

email list

Brian Jankauskas

brian.jankauskas@dec.ny.gov

Mark Sergott

mark.sergott@health.ny.gov

Alali Tamuno, Esq.

alali.tamuno@dec.ny.gov

Michael Murphy, Esq.

MMurphy@bdlaw.com

Laurence Gordon

fmrc@optonline.net

John Paul, Esq.

JPaul@bdlaw.com

Charlotte Bethoney

charlotte.bethoney@health.ny.gov

Off Site Soil Vapor Investigation

Access Letter Worksheet

1. 1818 Falmouth Avenue

1. Certified letter sent on July 16, 2018.
2. Site visit on October 1, 2018 with owner – tenant not interested in doing testing.
3. Revisited on October, 11, 2018 with NYSDEC – tenant not interested in doing testing.
4. Revisited on November 30, 2018 (just CA RICH) – tenant not interested in doing testing.

2. 1840 Falmouth Avenue

1. Certified letter sent on July 16, 2018.
2. Site visit on October 1, 2018 with owner – no answer
3. Revisited on October, 11, 2018 with NYSDEC – no answer
4. Revisited on November 30, 2018 (just CA RICH) – no answer

3. 135 Denton Avenue

1. Certified letter sent on July 16, 2018.
2. Site visit on October 1, 2018 with owner – Tenants administrator sent letter to the owner.
3. Revisited on October, 11, 2018 with NYSDEC – Tenants administrator sent letter to the owner.
4. Called owner (HS Denton Realty, LLC) on October 30, 2018 – Left a voicemail.
5. Spoke with owner of HS Denton Realty, LLC on November 6, 2018 - owner not interested in doing testing.

4. 145 Denton Avenue

1. Certified letter sent on July 16, 2018.
2. Spoke with tenant space owner and tenant space owner's lawyer and they intend to comply.
3. Spoke with tenant space owner's representative on December 6, 2018 to inform them that the sampling will be performed on December 18th. The representative is letting the tenant know.

5. 1801 Gilford Avenue

1. Certified letter sent on July 16, 2018.
2. Site visit on October 1, 2018 with owner – tenant would like to discuss in December.
3. Revisited on October, 11, 2018 with NYSDEC – tenant would like to discuss in December.
4. Revisited on November 30, 2018 (just CA RICH) – tenant not interested in doing testing.

6. 1807 Gilford Avenue

1. Certified letter sent on July 16, 2018
2. Site visit on October 1, 2018 with owner – tenant refused to speak to CA RICH.
3. Revisited on October, 11, 2018 with NYSDEC – tenant would like us to call manager.
4. Called tenant on October 30, 2018 – spoke with Albert Zandi (super/manager) and they may want to comply.
5. Revisited on November 30, 2018 (just CA RICH) – Spoke with Albert Zandi (super/manager) to inform them that the sampling will be performed on December 18th. The tenant will comply.

7. 1811 Gilford Avenue

1. Certified letter sent on July 16, 2018
2. Site visit on October 1, 2018 with owner – property is owned by tenant at Quality Ready Mix at 1824 Gilford Avenue. – owner not interested in doing testing.
3. Revisited on October, 11, 2018 with NYSDEC – spoke to owner at Quality Ready Mix – owner not interested in doing testing.
4. Revisited on November 30, 2018 (just CA RICH) – tenant not interested in doing testing.

8. 1815 Gilford Avenue

1. Certified letter sent on July 16, 2018.
2. Site visit on October 1, 2018 with owner – property is owned by tenant at Quality Ready Mix at 1824 Gilford Avenue. – owner not interested in doing testing.
3. Revisited on October, 11, 2018 with NYSDEC – spoke to owner at Quality Ready Mix – owner not interested in doing testing.
4. Revisited on November 30, 2018 (just CA RICH) – tenant not interested in doing testing.

9. 1819 Gilford Avenue

1. Certified letter sent on July 16, 2018.
2. Site visit on October 1, 2018 with owner – owner of tenant space not interested in doing testing.
3. Revisited on October, 11, 2018 with NYSDEC – owner not available.
4. Revisited on November 30, 2018 (just CA RICH) – no answer.

10. 1823 Gilford Avenue

1. Site visit on October 1, 2018 with owner – tenant space vacant.
2. Revisited on October, 11, 2018 with NYSDEC – tenant space vacant.
3. Revisited on November 30, 2018 (just CA RICH) – tenant space vacant.

11. 1827 Gilford Avenue

1. Site visit on October 1, 2018 with owner – tenant space vacant.
2. Revisited on October, 11, 2018 with NYSDEC – tenant space vacant
3. Revisited on November 30, 2018 (just CA RICH) – tenant space vacant.

12. 1833 Gilford Avenue

1. Certified letter sent on July 16, 2018.
2. Site visit on October 1, 2018 with owner – no answer.
3. Revisited on October, 11, 2018 with NYSDEC – contractors inside vacant tenant space, no additional information.
4. Revisited on November 30, 2018 (just CA RICH) – tenant space vacant, no answer

13. 1839 Gilford Avenue

1. Certified letter sent on July 16, 2018.
2. Site visit on October 1, 2018 with owner – spoke to a manager, hesitant about performing testing.
3. Revisited on October, 11, 2018 with NYSDEC – spoke to owner, hesitant about performing testing.
4. Revisited on November 30, 2018 (just CA RICH) – owner not available.

APPENDIX B

Laboratory Data for System Air Samples



ANALYTICAL REPORT

Lab Number:	L1849868
Client:	CA RICH CONSULTANTS, INC. 17 Dupont St. Plainview, NY 11803
ATTN:	Jessica Proscia
Phone:	(516) 576-8844
Project Name:	FORMER ZOE CHEMICAL
Project Number:	Not Specified
Report Date:	12/13/18

The original project report/data package is held by Alpha Analytical. This report/data package is paginated and should be reproduced only in its entirety. Alpha Analytical holds no responsibility for results and/or data that are not consistent with the original.

Certifications & Approvals: MA (M-MA030), NH NELAP (2062), CT (PH-0141), DoD (L2474), FL (E87814), IL (200081), LA (85084), ME (MA00030), MD (350), NJ (MA015), NY (11627), NC (685), OH (CL106), PA (68-02089), RI (LAO00299), TX (T104704419), VT (VT-0015), VA (460194), WA (C954), US Army Corps of Engineers, USDA (Permit #P330-17-00150), USFWS (Permit #206964).

320 Forbes Boulevard, Mansfield, MA 02048-1806
508-822-9300 (Fax) 508-822-3288 800-624-9220 - www.alphalab.com



Project Name: FORMER ZOE CHEMICAL
Project Number: Not Specified

Lab Number: L1849868
Report Date: 12/13/18

Alpha Sample ID	Client ID	Matrix	Sample Location	Collection Date/Time	Receive Date
L1849868-01	RAW AIR (12/4/18)	SOIL_VAPOR	1801 FALMOUTH AVE NEW HYDE PARK,NY	12/04/18 09:50	12/06/18
L1849868-02	MID AIR (12/4/18)	SOIL_VAPOR	1801 FALMOUTH AVE NEW HYDE PARK,NY	12/04/18 10:00	12/06/18
L1849868-03	EFFLUENT AIR (12/4/18)	SOIL_VAPOR	1801 FALMOUTH AVE NEW HYDE PARK,NY	12/04/18 10:10	12/06/18

Project Name: FORMER ZOE CHEMICAL
Project Number: Not Specified

Lab Number: L1849868
Report Date: 12/13/18

Case Narrative

The samples were received in accordance with the Chain of Custody and no significant deviations were encountered during the preparation or analysis unless otherwise noted. Sample Receipt, Container Information, and the Chain of Custody are located at the back of the report.

Results contained within this report relate only to the samples submitted under this Alpha Lab Number and meet NELAP requirements for all NELAP accredited parameters unless otherwise noted in the following narrative. The data presented in this report is organized by parameter (i.e. VOC, SVOC, etc.). Sample specific Quality Control data (i.e. Surrogate Spike Recovery) is reported at the end of the target analyte list for each individual sample, followed by the Laboratory Batch Quality Control at the end of each parameter. Tentatively Identified Compounds (TICs), if requested, are reported for compounds identified to be present and are not part of the method/program Target Compound List, even if only a subset of the TCL are being reported. If a sample was re-analyzed or re-extracted due to a required quality control corrective action and if both sets of data are reported, the Laboratory ID of the re-analysis or re-extraction is designated with an "R" or "RE", respectively. When multiple Batch Quality Control elements are reported (e.g. more than one LCS), the associated samples for each element are noted in the grey shaded header line of each data table. Any Laboratory Batch, Sample Specific % recovery or RPD value that is outside the listed Acceptance Criteria is bolded in the report. All specific QC information is also incorporated in the Data Usability format of our Data Merger tool where it can be reviewed along with any associated usability implications. Soil/sediments, solids and tissues are reported on a dry weight basis unless otherwise noted. Definitions of all data qualifiers and acronyms used in this report are provided in the Glossary located at the back of the report.

In reference to questions H (CAM) or 4 (RCP) when "NO" is checked, the performance criteria for CAM and RCP methods allow for some quality control failures to occur and still be within method compliance. In these instances the specific failure is not narrated but noted in the associated QC table. The information is also incorporated in the Data Usability format of our Data Merger tool where it can be reviewed along with any associated usability implications.

Please see the associated ADEx data file for a comparison of laboratory reporting limits that were achieved with the regulatory Numerical Standards requested on the Chain of Custody.

HOLD POLICY

For samples submitted on hold, Alpha's policy is to hold samples (with the exception of Air canisters) free of charge for 21 calendar days from the date the project is completed. After 21 calendar days, we will dispose of all samples submitted including those put on hold unless you have contacted your Client Service Representative and made arrangements for Alpha to continue to hold the samples. Air canisters will be disposed after 3 business days from the date the project is completed.

Please contact Client Services at 800-624-9220 with any questions.

Project Name: FORMER ZOE CHEMICAL
Project Number: Not Specified

Lab Number: L1849868
Report Date: 12/13/18

Case Narrative (continued)

Volatile Organics in Air

Canisters were released from the laboratory on December 3, 2018. The canister certification results are provided as an addendum.

L1849868-01: The sample has elevated detection limits due to the dilution required by the elevated concentrations of non-target compounds in the sample.

L1849868-02: The sample has elevated detection limits due to the dilution required by the elevated concentrations of non-target compounds in the sample.

L1849868-03: The sample has elevated detection limits due to the dilution required by the elevated concentrations of target compounds in the sample.

L1849868-03 results for Acetone should be considered estimated due to co-elution with a non-target peak.

I, the undersigned, attest under the pains and penalties of perjury that, to the best of my knowledge and belief and based upon my personal inquiry of those responsible for providing the information contained in this analytical report, such information is accurate and complete. This certificate of analysis is not complete unless this page accompanies any and all pages of this report.

Authorized Signature:  Christopher J. Anderson

Title: Technical Director/Representative

Date: 12/13/18

AIR

Project Name: FORMER ZOE CHEMICAL
Project Number: Not Specified

Lab Number: L1849868
Report Date: 12/13/18

SAMPLE RESULTS

Lab ID: L1849868-01 D
 Client ID: RAW AIR (12/4/18)
 Sample Location: 1801 FALMOUTH AVE NEW HYDE PARK,NY

Date Collected: 12/04/18 09:50
 Date Received: 12/06/18
 Field Prep: Not Specified

Sample Depth:
 Matrix: Soil_Vapor
 Analytical Method: 48,TO-15
 Analytical Date: 12/13/18 00:04
 Analyst: EW

Parameter	ppbV			ug/m3			Qualifier	Dilution Factor
	Results	RL	MDL	Results	RL	MDL		
Volatile Organics in Air - Mansfield Lab								
Dichlorodifluoromethane	2.40	1.00	--	11.9	4.94	--		5
Chloromethane	ND	1.00	--	ND	2.07	--		5
1,2-Dichloro-1,1,2,2-tetrafluoroethane	ND	1.00	--	ND	6.99	--		5
Vinyl chloride	ND	1.00	--	ND	2.56	--		5
1,3-Butadiene	ND	1.00	--	ND	2.21	--		5
Bromomethane	ND	1.00	--	ND	3.88	--		5
Chloroethane	12.0	1.00	--	31.7	2.64	--		5
Ethyl Alcohol	ND	25.0	--	ND	47.1	--		5
Vinyl bromide	ND	1.00	--	ND	4.37	--		5
Acetone	18.1	5.00	--	43.0	11.9	--		5
Trichlorofluoromethane	ND	1.00	--	ND	5.62	--		5
iso-Propyl Alcohol	ND	2.50	--	ND	6.15	--		5
1,1-Dichloroethene	2.06	1.00	--	8.17	3.96	--		5
tert-Butyl Alcohol	ND	2.50	--	ND	7.58	--		5
Methylene chloride	ND	2.50	--	ND	8.69	--		5
3-Chloropropene	ND	1.00	--	ND	3.13	--		5
Carbon disulfide	ND	1.00	--	ND	3.11	--		5
1,1,2-Trichloro-1,2,2-Trifluoroethane	ND	1.00	--	ND	7.66	--		5
trans-1,2-Dichloroethene	ND	1.00	--	ND	3.96	--		5
1,1-Dichloroethane	40.1	1.00	--	162	4.05	--		5
Methyl tert butyl ether	ND	1.00	--	ND	3.61	--		5
2-Butanone	ND	2.50	--	ND	7.37	--		5
cis-1,2-Dichloroethene	1.38	1.00	--	5.47	3.96	--		5



Project Name: FORMER ZOE CHEMICAL**Lab Number:** L1849868**Project Number:** Not Specified**Report Date:** 12/13/18**SAMPLE RESULTS**

Lab ID: L1849868-01 D
 Client ID: RAW AIR (12/4/18)
 Sample Location: 1801 FALMOUTH AVE NEW HYDE PARK,NY

Date Collected: 12/04/18 09:50
 Date Received: 12/06/18
 Field Prep: Not Specified

Sample Depth:

Parameter	ppbV			ug/m3			Qualifier	Dilution Factor
	Results	RL	MDL	Results	RL	MDL		
Volatile Organics in Air - Mansfield Lab								
Ethyl Acetate	ND	2.50	--	ND	9.01	--		5
Chloroform	4.66	1.00	--	22.8	4.88	--		5
Tetrahydrofuran	ND	2.50	--	ND	7.37	--		5
1,2-Dichloroethane	ND	1.00	--	ND	4.05	--		5
n-Hexane	ND	1.00	--	ND	3.52	--		5
1,1,1-Trichloroethane	127	1.00	--	693	5.46	--		5
Benzene	ND	1.00	--	ND	3.19	--		5
Carbon tetrachloride	ND	1.00	--	ND	6.29	--		5
Cyclohexane	ND	1.00	--	ND	3.44	--		5
1,2-Dichloropropane	ND	1.00	--	ND	4.62	--		5
Bromodichloromethane	ND	1.00	--	ND	6.70	--		5
1,4-Dioxane	ND	1.00	--	ND	3.60	--		5
Trichloroethene	8.54	1.00	--	45.9	5.37	--		5
2,2,4-Trimethylpentane	ND	1.00	--	ND	4.67	--		5
Heptane	ND	1.00	--	ND	4.10	--		5
cis-1,3-Dichloropropene	ND	1.00	--	ND	4.54	--		5
4-Methyl-2-pentanone	ND	2.50	--	ND	10.2	--		5
trans-1,3-Dichloropropene	ND	1.00	--	ND	4.54	--		5
1,1,2-Trichloroethane	ND	1.00	--	ND	5.46	--		5
Toluene	ND	1.00	--	ND	3.77	--		5
2-Hexanone	ND	1.00	--	ND	4.10	--		5
Dibromochloromethane	ND	1.00	--	ND	8.52	--		5
1,2-Dibromoethane	ND	1.00	--	ND	7.69	--		5
Tetrachloroethene	8.66	1.00	--	58.7	6.78	--		5
Chlorobenzene	ND	1.00	--	ND	4.61	--		5
Ethylbenzene	ND	1.00	--	ND	4.34	--		5



Project Name: FORMER ZOE CHEMICAL**Lab Number:** L1849868**Project Number:** Not Specified**Report Date:** 12/13/18**SAMPLE RESULTS**

Lab ID: L1849868-01 D
 Client ID: RAW AIR (12/4/18)
 Sample Location: 1801 FALMOUTH AVE NEW HYDE PARK,NY

Date Collected: 12/04/18 09:50
 Date Received: 12/06/18
 Field Prep: Not Specified

Sample Depth:

Parameter	ppbV			ug/m3			Qualifier	Dilution Factor
	Results	RL	MDL	Results	RL	MDL		
Volatile Organics in Air - Mansfield Lab								
p/m-Xylene	ND	2.00	--	ND	8.69	--		5
Bromoform	ND	1.00	--	ND	10.3	--		5
Styrene	ND	1.00	--	ND	4.26	--		5
1,1,2,2-Tetrachloroethane	ND	1.00	--	ND	6.87	--		5
o-Xylene	ND	1.00	--	ND	4.34	--		5
4-Ethyltoluene	ND	1.00	--	ND	4.92	--		5
1,3,5-Trimethylbenzene	ND	1.00	--	ND	4.92	--		5
1,2,4-Trimethylbenzene	ND	1.00	--	ND	4.92	--		5
Benzyl chloride	ND	1.00	--	ND	5.18	--		5
1,3-Dichlorobenzene	ND	1.00	--	ND	6.01	--		5
1,4-Dichlorobenzene	ND	1.00	--	ND	6.01	--		5
1,2-Dichlorobenzene	ND	1.00	--	ND	6.01	--		5
1,2,4-Trichlorobenzene	ND	1.00	--	ND	7.42	--		5
Hexachlorobutadiene	ND	1.00	--	ND	10.7	--		5

Internal Standard	% Recovery	Qualifier	Acceptance Criteria
1,4-Difluorobenzene	86		60-140
Bromochloromethane	84		60-140
chlorobenzene-d5	90		60-140



Project Name: FORMER ZOE CHEMICAL
Project Number: Not Specified

Lab Number: L1849868
Report Date: 12/13/18

SAMPLE RESULTS

Lab ID: L1849868-02 D
 Client ID: MID AIR (12/4/18)
 Sample Location: 1801 FALMOUTH AVE NEW HYDE PARK,NY

Date Collected: 12/04/18 10:00
 Date Received: 12/06/18
 Field Prep: Not Specified

Sample Depth:
 Matrix: Soil_Vapor
 Analytical Method: 48,TO-15
 Analytical Date: 12/13/18 00:39
 Analyst: EW

Parameter	ppbV			ug/m3			Qualifier	Dilution Factor
	Results	RL	MDL	Results	RL	MDL		
Volatile Organics in Air - Mansfield Lab								
Dichlorodifluoromethane	1.84	1.00	--	9.10	4.94	--		5
Chloromethane	ND	1.00	--	ND	2.07	--		5
1,2-Dichloro-1,1,2,2-tetrafluoroethane	ND	1.00	--	ND	6.99	--		5
Vinyl chloride	ND	1.00	--	ND	2.56	--		5
1,3-Butadiene	ND	1.00	--	ND	2.21	--		5
Bromomethane	ND	1.00	--	ND	3.88	--		5
Chloroethane	8.96	1.00	--	23.6	2.64	--		5
Ethyl Alcohol	ND	25.0	--	ND	47.1	--		5
Vinyl bromide	ND	1.00	--	ND	4.37	--		5
Acetone	22.6	5.00	--	53.7	11.9	--		5
Trichlorofluoromethane	ND	1.00	--	ND	5.62	--		5
iso-Propyl Alcohol	ND	2.50	--	ND	6.15	--		5
1,1-Dichloroethene	1.42	1.00	--	5.63	3.96	--		5
tert-Butyl Alcohol	ND	2.50	--	ND	7.58	--		5
Methylene chloride	ND	2.50	--	ND	8.69	--		5
3-Chloropropene	ND	1.00	--	ND	3.13	--		5
Carbon disulfide	ND	1.00	--	ND	3.11	--		5
1,1,2-Trichloro-1,2,2-Trifluoroethane	ND	1.00	--	ND	7.66	--		5
trans-1,2-Dichloroethene	ND	1.00	--	ND	3.96	--		5
1,1-Dichloroethane	28.7	1.00	--	116	4.05	--		5
Methyl tert butyl ether	ND	1.00	--	ND	3.61	--		5
2-Butanone	ND	2.50	--	ND	7.37	--		5
cis-1,2-Dichloroethene	1.01	1.00	--	4.00	3.96	--		5



Project Name: FORMER ZOE CHEMICAL
Project Number: Not Specified

Lab Number: L1849868
Report Date: 12/13/18

SAMPLE RESULTS

Lab ID: L1849868-02 D
 Client ID: MID AIR (12/4/18)
 Sample Location: 1801 FALMOUTH AVE NEW HYDE PARK,NY

Date Collected: 12/04/18 10:00
 Date Received: 12/06/18
 Field Prep: Not Specified

Sample Depth:

Parameter	ppbV			ug/m3			Qualifier	Dilution Factor
	Results	RL	MDL	Results	RL	MDL		
Volatile Organics in Air - Mansfield Lab								
Ethyl Acetate	ND	2.50	--	ND	9.01	--		5
Chloroform	3.23	1.00	--	15.8	4.88	--		5
Tetrahydrofuran	ND	2.50	--	ND	7.37	--		5
1,2-Dichloroethane	ND	1.00	--	ND	4.05	--		5
n-Hexane	ND	1.00	--	ND	3.52	--		5
1,1,1-Trichloroethane	88.0	1.00	--	480	5.46	--		5
Benzene	ND	1.00	--	ND	3.19	--		5
Carbon tetrachloride	ND	1.00	--	ND	6.29	--		5
Cyclohexane	ND	1.00	--	ND	3.44	--		5
1,2-Dichloropropane	ND	1.00	--	ND	4.62	--		5
Bromodichloromethane	ND	1.00	--	ND	6.70	--		5
1,4-Dioxane	ND	1.00	--	ND	3.60	--		5
Trichloroethene	6.14	1.00	--	33.0	5.37	--		5
2,2,4-Trimethylpentane	ND	1.00	--	ND	4.67	--		5
Heptane	ND	1.00	--	ND	4.10	--		5
cis-1,3-Dichloropropene	ND	1.00	--	ND	4.54	--		5
4-Methyl-2-pentanone	ND	2.50	--	ND	10.2	--		5
trans-1,3-Dichloropropene	ND	1.00	--	ND	4.54	--		5
1,1,2-Trichloroethane	ND	1.00	--	ND	5.46	--		5
Toluene	ND	1.00	--	ND	3.77	--		5
2-Hexanone	ND	1.00	--	ND	4.10	--		5
Dibromochloromethane	ND	1.00	--	ND	8.52	--		5
1,2-Dibromoethane	ND	1.00	--	ND	7.69	--		5
Tetrachloroethene	6.16	1.00	--	41.8	6.78	--		5
Chlorobenzene	ND	1.00	--	ND	4.61	--		5
Ethylbenzene	ND	1.00	--	ND	4.34	--		5



Project Name: FORMER ZOE CHEMICAL**Lab Number:** L1849868**Project Number:** Not Specified**Report Date:** 12/13/18**SAMPLE RESULTS**

Lab ID: L1849868-02 D
 Client ID: MID AIR (12/4/18)
 Sample Location: 1801 FALMOUTH AVE NEW HYDE PARK,NY

Date Collected: 12/04/18 10:00
 Date Received: 12/06/18
 Field Prep: Not Specified

Sample Depth:

Parameter	ppbV			ug/m3			Qualifier	Dilution Factor
	Results	RL	MDL	Results	RL	MDL		
Volatile Organics in Air - Mansfield Lab								
p/m-Xylene	ND	2.00	--	ND	8.69	--		5
Bromoform	ND	1.00	--	ND	10.3	--		5
Styrene	ND	1.00	--	ND	4.26	--		5
1,1,2,2-Tetrachloroethane	ND	1.00	--	ND	6.87	--		5
o-Xylene	ND	1.00	--	ND	4.34	--		5
4-Ethyltoluene	ND	1.00	--	ND	4.92	--		5
1,3,5-Trimethylbenzene	ND	1.00	--	ND	4.92	--		5
1,2,4-Trimethylbenzene	ND	1.00	--	ND	4.92	--		5
Benzyl chloride	ND	1.00	--	ND	5.18	--		5
1,3-Dichlorobenzene	ND	1.00	--	ND	6.01	--		5
1,4-Dichlorobenzene	ND	1.00	--	ND	6.01	--		5
1,2-Dichlorobenzene	ND	1.00	--	ND	6.01	--		5
1,2,4-Trichlorobenzene	ND	1.00	--	ND	7.42	--		5
Hexachlorobutadiene	ND	1.00	--	ND	10.7	--		5

Internal Standard	% Recovery	Qualifier	Acceptance Criteria
1,4-Difluorobenzene	78		60-140
Bromochloromethane	76		60-140
chlorobenzene-d5	80		60-140



Project Name: FORMER ZOE CHEMICAL**Lab Number:** L1849868**Project Number:** Not Specified**Report Date:** 12/13/18**SAMPLE RESULTS**

Lab ID: L1849868-03 D
 Client ID: EFFLUENT AIR (12/4/18)
 Sample Location: 1801 FALMOUTH AVE NEW HYDE PARK,NY

Date Collected: 12/04/18 10:10
 Date Received: 12/06/18
 Field Prep: Not Specified

Sample Depth:
 Matrix: Soil_Vapor
 Analytical Method: 48,TO-15
 Analytical Date: 12/13/18 01:14
 Analyst: EW

Parameter	ppbV			ug/m3			Qualifier	Dilution Factor
	Results	RL	MDL	Results	RL	MDL		
Volatile Organics in Air - Mansfield Lab								
Dichlorodifluoromethane	1.92	1.00	--	9.49	4.94	--		5
Chloromethane	ND	1.00	--	ND	2.07	--		5
1,2-Dichloro-1,1,2,2-tetrafluoroethane	ND	1.00	--	ND	6.99	--		5
Vinyl chloride	ND	1.00	--	ND	2.56	--		5
1,3-Butadiene	ND	1.00	--	ND	2.21	--		5
Bromomethane	ND	1.00	--	ND	3.88	--		5
Chloroethane	8.90	1.00	--	23.5	2.64	--		5
Ethyl Alcohol	ND	25.0	--	ND	47.1	--		5
Vinyl bromide	ND	1.00	--	ND	4.37	--		5
Acetone	30.0	5.00	--	71.3	11.9	--		5
Trichlorofluoromethane	ND	1.00	--	ND	5.62	--		5
iso-Propyl Alcohol	ND	2.50	--	ND	6.15	--		5
1,1-Dichloroethene	3.21	1.00	--	12.7	3.96	--		5
tert-Butyl Alcohol	2.84	2.50	--	8.61	7.58	--		5
Methylene chloride	ND	2.50	--	ND	8.69	--		5
3-Chloropropene	ND	1.00	--	ND	3.13	--		5
Carbon disulfide	ND	1.00	--	ND	3.11	--		5
1,1,2-Trichloro-1,2,2-Trifluoroethane	ND	1.00	--	ND	7.66	--		5
trans-1,2-Dichloroethene	1.22	1.00	--	4.84	3.96	--		5
1,1-Dichloroethane	47.1	1.00	--	191	4.05	--		5
Methyl tert butyl ether	ND	1.00	--	ND	3.61	--		5
2-Butanone	ND	2.50	--	ND	7.37	--		5
cis-1,2-Dichloroethene	2.68	1.00	--	10.6	3.96	--		5



Project Name: FORMER ZOE CHEMICAL
Project Number: Not Specified

Lab Number: L1849868
Report Date: 12/13/18

SAMPLE RESULTS

Lab ID: L1849868-03 D
 Client ID: EFFLUENT AIR (12/4/18)
 Sample Location: 1801 FALMOUTH AVE NEW HYDE PARK,NY

Date Collected: 12/04/18 10:10
 Date Received: 12/06/18
 Field Prep: Not Specified

Sample Depth:

Parameter	ppbV			ug/m3			Qualifier	Dilution Factor
	Results	RL	MDL	Results	RL	MDL		
Volatile Organics in Air - Mansfield Lab								
Ethyl Acetate	ND	2.50	--	ND	9.01	--		5
Chloroform	5.78	1.00	--	28.2	4.88	--		5
Tetrahydrofuran	ND	2.50	--	ND	7.37	--		5
1,2-Dichloroethane	ND	1.00	--	ND	4.05	--		5
n-Hexane	ND	1.00	--	ND	3.52	--		5
1,1,1-Trichloroethane	256	1.00	--	1400	5.46	--		5
Benzene	ND	1.00	--	ND	3.19	--		5
Carbon tetrachloride	ND	1.00	--	ND	6.29	--		5
Cyclohexane	1.02	1.00	--	3.51	3.44	--		5
1,2-Dichloropropane	ND	1.00	--	ND	4.62	--		5
Bromodichloromethane	ND	1.00	--	ND	6.70	--		5
1,4-Dioxane	ND	1.00	--	ND	3.60	--		5
Trichloroethene	2.64	1.00	--	14.2	5.37	--		5
2,2,4-Trimethylpentane	1.04	1.00	--	4.86	4.67	--		5
Heptane	ND	1.00	--	ND	4.10	--		5
cis-1,3-Dichloropropene	ND	1.00	--	ND	4.54	--		5
4-Methyl-2-pentanone	ND	2.50	--	ND	10.2	--		5
trans-1,3-Dichloropropene	ND	1.00	--	ND	4.54	--		5
1,1,2-Trichloroethane	ND	1.00	--	ND	5.46	--		5
Toluene	ND	1.00	--	ND	3.77	--		5
2-Hexanone	ND	1.00	--	ND	4.10	--		5
Dibromochloromethane	ND	1.00	--	ND	8.52	--		5
1,2-Dibromoethane	ND	1.00	--	ND	7.69	--		5
Tetrachloroethene	ND	1.00	--	ND	6.78	--		5
Chlorobenzene	ND	1.00	--	ND	4.61	--		5
Ethylbenzene	ND	1.00	--	ND	4.34	--		5



Project Name: FORMER ZOE CHEMICAL**Lab Number:** L1849868**Project Number:** Not Specified**Report Date:** 12/13/18**SAMPLE RESULTS**

Lab ID: L1849868-03 D
 Client ID: EFFLUENT AIR (12/4/18)
 Sample Location: 1801 FALMOUTH AVE NEW HYDE PARK,NY

Date Collected: 12/04/18 10:10
 Date Received: 12/06/18
 Field Prep: Not Specified

Sample Depth:

Parameter	ppbV			ug/m3			Qualifier	Dilution Factor
	Results	RL	MDL	Results	RL	MDL		
Volatile Organics in Air - Mansfield Lab								
p/m-Xylene	ND	2.00	--	ND	8.69	--		5
Bromoform	ND	1.00	--	ND	10.3	--		5
Styrene	ND	1.00	--	ND	4.26	--		5
1,1,2,2-Tetrachloroethane	ND	1.00	--	ND	6.87	--		5
o-Xylene	ND	1.00	--	ND	4.34	--		5
4-Ethyltoluene	ND	1.00	--	ND	4.92	--		5
1,3,5-Trimethylbenzene	ND	1.00	--	ND	4.92	--		5
1,2,4-Trimethylbenzene	ND	1.00	--	ND	4.92	--		5
Benzyl chloride	ND	1.00	--	ND	5.18	--		5
1,3-Dichlorobenzene	ND	1.00	--	ND	6.01	--		5
1,4-Dichlorobenzene	ND	1.00	--	ND	6.01	--		5
1,2-Dichlorobenzene	ND	1.00	--	ND	6.01	--		5
1,2,4-Trichlorobenzene	ND	1.00	--	ND	7.42	--		5
Hexachlorobutadiene	ND	1.00	--	ND	10.7	--		5

Internal Standard	% Recovery	Qualifier	Acceptance Criteria
1,4-Difluorobenzene	88		60-140
Bromochloromethane	87		60-140
chlorobenzene-d5	90		60-140



Project Name: FORMER ZOE CHEMICAL

Lab Number: L1849868

Project Number: Not Specified

Report Date: 12/13/18

Method Blank Analysis Batch Quality Control

Analytical Method: 48,TO-15

Analytical Date: 12/12/18 16:38

Parameter	ppbV			ug/m3			Qualifier	Dilution Factor
	Results	RL	MDL	Results	RL	MDL		
Volatile Organics in Air - Mansfield Lab for sample(s): 01-03 Batch: WG1188635-4								
Chlorodifluoromethane	ND	0.200	--	ND	0.707	--		1
Propylene	ND	0.500	--	ND	0.861	--		1
Propane	ND	0.500	--	ND	0.902	--		1
Dichlorodifluoromethane	ND	0.200	--	ND	0.989	--		1
Chloromethane	ND	0.200	--	ND	0.413	--		1
1,2-Dichloro-1,1,2,2-tetrafluoroethane	ND	0.200	--	ND	1.40	--		1
Methanol	ND	5.00	--	ND	6.55	--		1
Vinyl chloride	ND	0.200	--	ND	0.511	--		1
1,3-Butadiene	ND	0.200	--	ND	0.442	--		1
Butane	ND	0.200	--	ND	0.475	--		1
Bromomethane	ND	0.200	--	ND	0.777	--		1
Chloroethane	ND	0.200	--	ND	0.528	--		1
Ethyl Alcohol	ND	5.00	--	ND	9.42	--		1
Dichlorofluoromethane	ND	0.200	--	ND	0.842	--		1
Vinyl bromide	ND	0.200	--	ND	0.874	--		1
Acrolein	ND	0.500	--	ND	1.15	--		1
Acetone	ND	1.00	--	ND	2.38	--		1
Acetonitrile	ND	0.200	--	ND	0.336	--		1
Trichlorofluoromethane	ND	0.200	--	ND	1.12	--		1
iso-Propyl Alcohol	ND	0.500	--	ND	1.23	--		1
Acrylonitrile	ND	0.500	--	ND	1.09	--		1
Pentane	ND	0.200	--	ND	0.590	--		1
Ethyl ether	ND	0.200	--	ND	0.606	--		1
1,1-Dichloroethene	ND	0.200	--	ND	0.793	--		1
tert-Butyl Alcohol	ND	0.500	--	ND	1.52	--		1

Project Name: FORMER ZOE CHEMICAL

Lab Number: L1849868

Project Number: Not Specified

Report Date: 12/13/18

Method Blank Analysis Batch Quality Control

Analytical Method: 48,TO-15

Analytical Date: 12/12/18 16:38

Parameter	ppbV			ug/m3			Qualifier	Dilution Factor
	Results	RL	MDL	Results	RL	MDL		
Volatile Organics in Air - Mansfield Lab for sample(s): 01-03 Batch: WG1188635-4								
Methylene chloride	ND	0.500	--	ND	1.74	--		1
3-Chloropropene	ND	0.200	--	ND	0.626	--		1
Carbon disulfide	ND	0.200	--	ND	0.623	--		1
1,1,2-Trichloro-1,2,2-Trifluoroethane	ND	0.200	--	ND	1.53	--		1
trans-1,2-Dichloroethene	ND	0.200	--	ND	0.793	--		1
1,1-Dichloroethane	ND	0.200	--	ND	0.809	--		1
Methyl tert butyl ether	ND	0.200	--	ND	0.721	--		1
Vinyl acetate	ND	1.00	--	ND	3.52	--		1
Xylene (Total)	ND	0.200	--	ND	0.869	--		1
2-Butanone	ND	0.500	--	ND	1.47	--		1
cis-1,2-Dichloroethene	ND	0.200	--	ND	0.793	--		1
Ethyl Acetate	ND	0.500	--	ND	1.80	--		1
Chloroform	ND	0.200	--	ND	0.977	--		1
Tetrahydrofuran	ND	0.500	--	ND	1.47	--		1
2,2-Dichloropropane	ND	0.200	--	ND	0.924	--		1
1,2-Dichloroethane	ND	0.200	--	ND	0.809	--		1
n-Hexane	ND	0.200	--	ND	0.705	--		1
Isopropyl Ether	ND	0.200	--	ND	0.836	--		1
Ethyl-Tert-Butyl-Ether	ND	0.200	--	ND	0.836	--		1
1,2-Dichloroethene (total)	ND	0.200	--	ND	0.793	--		1
1,1,1-Trichloroethane	ND	0.200	--	ND	1.09	--		1
1,1-Dichloropropene	ND	0.200	--	ND	0.908	--		1
1,3-Dichloropropene, Total	ND	0.200	--	ND	0.908	--		1
Benzene	ND	0.200	--	ND	0.639	--		1
Carbon tetrachloride	ND	0.200	--	ND	1.26	--		1



Project Name: FORMER ZOE CHEMICAL

Lab Number: L1849868

Project Number: Not Specified

Report Date: 12/13/18

Method Blank Analysis Batch Quality Control

Analytical Method: 48,TO-15

Analytical Date: 12/12/18 16:38

Parameter	ppbV			ug/m3			Qualifier	Dilution Factor
	Results	RL	MDL	Results	RL	MDL		
Volatile Organics in Air - Mansfield Lab for sample(s): 01-03 Batch: WG1188635-4								
Cyclohexane	ND	0.200	--	ND	0.688	--		1
Tertiary-Amyl Methyl Ether	ND	0.200	--	ND	0.836	--		1
Dibromomethane	ND	0.200	--	ND	1.42	--		1
1,2-Dichloropropane	ND	0.200	--	ND	0.924	--		1
Bromodichloromethane	ND	0.200	--	ND	1.34	--		1
1,4-Dioxane	ND	0.200	--	ND	0.721	--		1
Trichloroethene	ND	0.200	--	ND	1.07	--		1
2,2,4-Trimethylpentane	ND	0.200	--	ND	0.934	--		1
Methyl Methacrylate	ND	0.500	--	ND	2.05	--		1
Heptane	ND	0.200	--	ND	0.820	--		1
cis-1,3-Dichloropropene	ND	0.200	--	ND	0.908	--		1
4-Methyl-2-pentanone	ND	0.500	--	ND	2.05	--		1
trans-1,3-Dichloropropene	ND	0.200	--	ND	0.908	--		1
1,1,2-Trichloroethane	ND	0.200	--	ND	1.09	--		1
Toluene	ND	0.200	--	ND	0.754	--		1
1,3-Dichloropropane	ND	0.200	--	ND	0.924	--		1
2-Hexanone	ND	0.200	--	ND	0.820	--		1
Dibromochloromethane	ND	0.200	--	ND	1.70	--		1
1,2-Dibromoethane	ND	0.200	--	ND	1.54	--		1
Butyl Acetate	ND	0.500	--	ND	2.38	--		1
Octane	ND	0.200	--	ND	0.934	--		1
Tetrachloroethene	ND	0.200	--	ND	1.36	--		1
1,1,1,2-Tetrachloroethane	ND	0.200	--	ND	1.37	--		1
Chlorobenzene	ND	0.200	--	ND	0.921	--		1
Ethylbenzene	ND	0.200	--	ND	0.869	--		1



Project Name: FORMER ZOE CHEMICAL

Lab Number: L1849868

Project Number: Not Specified

Report Date: 12/13/18

Method Blank Analysis Batch Quality Control

Analytical Method: 48,TO-15

Analytical Date: 12/12/18 16:38

Parameter	ppbV			ug/m3			Qualifier	Dilution Factor
	Results	RL	MDL	Results	RL	MDL		
Volatile Organics in Air - Mansfield Lab for sample(s): 01-03 Batch: WG1188635-4								
p/m-Xylene	ND	0.400	--	ND	1.74	--		1
Bromoform	ND	0.200	--	ND	2.07	--		1
Styrene	ND	0.200	--	ND	0.852	--		1
1,1,2,2-Tetrachloroethane	ND	0.200	--	ND	1.37	--		1
o-Xylene	ND	0.200	--	ND	0.869	--		1
1,2,3-Trichloropropane	ND	0.200	--	ND	1.21	--		1
Nonane (C9)	ND	0.200	--	ND	1.05	--		1
Isopropylbenzene	ND	0.200	--	ND	0.983	--		1
Bromobenzene	ND	0.200	--	ND	0.793	--		1
o-Chlorotoluene	ND	0.200	--	ND	1.04	--		1
n-Propylbenzene	ND	0.200	--	ND	0.983	--		1
p-Chlorotoluene	ND	0.200	--	ND	1.04	--		1
4-Ethyltoluene	ND	0.200	--	ND	0.983	--		1
1,3,5-Trimethylbenzene	ND	0.200	--	ND	0.983	--		1
tert-Butylbenzene	ND	0.200	--	ND	1.10	--		1
1,2,4-Trimethylbenzene	ND	0.200	--	ND	0.983	--		1
Decane (C10)	ND	0.200	--	ND	1.16	--		1
Benzyl chloride	ND	0.200	--	ND	1.04	--		1
1,3-Dichlorobenzene	ND	0.200	--	ND	1.20	--		1
1,4-Dichlorobenzene	ND	0.200	--	ND	1.20	--		1
sec-Butylbenzene	ND	0.200	--	ND	1.10	--		1
p-Isopropyltoluene	ND	0.200	--	ND	1.10	--		1
1,2-Dichlorobenzene	ND	0.200	--	ND	1.20	--		1
n-Butylbenzene	ND	0.200	--	ND	1.10	--		1
1,2-Dibromo-3-chloropropane	ND	0.200	--	ND	1.93	--		1



Project Name: FORMER ZOE CHEMICAL

Lab Number: L1849868

Project Number: Not Specified

Report Date: 12/13/18

Method Blank Analysis Batch Quality Control

Analytical Method: 48,TO-15

Analytical Date: 12/12/18 16:38

Parameter	ppbV			ug/m3			Qualifier	Dilution Factor
	Results	RL	MDL	Results	RL	MDL		
Volatile Organics in Air - Mansfield Lab for sample(s): 01-03 Batch: WG1188635-4								
Undecane	ND	0.200	--	ND	1.28	--		1
Dodecane (C12)	ND	0.200	--	ND	1.39	--		1
1,2,4-Trichlorobenzene	ND	0.200	--	ND	1.48	--		1
Naphthalene	ND	0.200	--	ND	1.05	--		1
1,2,3-Trichlorobenzene	ND	0.200	--	ND	1.48	--		1
Hexachlorobutadiene	ND	0.200	--	ND	2.13	--		1

Lab Control Sample Analysis

Batch Quality Control

Project Name: FORMER ZOE CHEMICAL

Lab Number: L1849868

Project Number: Not Specified

Report Date: 12/13/18

Parameter	LCS		LCSD		%Recovery Limits	RPD	Qual	RPD Limits
	%Recovery	Qual	%Recovery	Qual				
Volatile Organics in Air - Mansfield Lab Associated sample(s): 01-03 Batch: WG1188635-3								
Chlorodifluoromethane	95		-		70-130	-		
Propylene	110		-		70-130	-		
Propane	82		-		70-130	-		
Dichlorodifluoromethane	116		-		70-130	-		
Chloromethane	98		-		70-130	-		
1,2-Dichloro-1,1,2,2-tetrafluoroethane	112		-		70-130	-		
Methanol	82		-		70-130	-		
Vinyl chloride	107		-		70-130	-		
1,3-Butadiene	106		-		70-130	-		
Butane	95		-		70-130	-		
Bromomethane	109		-		70-130	-		
Chloroethane	101		-		70-130	-		
Ethyl Alcohol	78		-		70-130	-		
Dichlorofluoromethane	99		-		70-130	-		
Vinyl bromide	104		-		70-130	-		
Acrolein	88		-		70-130	-		
Acetone	106		-		70-130	-		
Acetonitrile	89		-		70-130	-		
Trichlorofluoromethane	121		-		70-130	-		
iso-Propyl Alcohol	100		-		70-130	-		
Acrylonitrile	92		-		70-130	-		
Pentane	92		-		70-130	-		
Ethyl ether	74		-		70-130	-		

Lab Control Sample Analysis

Batch Quality Control

Project Name: FORMER ZOE CHEMICAL

Lab Number: L1849868

Project Number: Not Specified

Report Date: 12/13/18

Parameter	LCS		LCSD		%Recovery Limits	RPD	Qual	RPD Limits
	%Recovery	Qual	%Recovery	Qual				
Volatile Organics in Air - Mansfield Lab Associated sample(s): 01-03 Batch: WG1188635-3								
1,1-Dichloroethene	107		-		70-130	-		
tert-Butyl Alcohol	84		-		70-130	-		
Methylene chloride	98		-		70-130	-		
3-Chloropropene	98		-		70-130	-		
Carbon disulfide	98		-		70-130	-		
1,1,2-Trichloro-1,2,2-Trifluoroethane	112		-		70-130	-		
trans-1,2-Dichloroethene	104		-		70-130	-		
1,1-Dichloroethane	103		-		70-130	-		
Methyl tert butyl ether	91		-		70-130	-		
Vinyl acetate	104		-		70-130	-		
2-Butanone	98		-		70-130	-		
cis-1,2-Dichloroethene	105		-		70-130	-		
Ethyl Acetate	104		-		70-130	-		
Chloroform	115		-		70-130	-		
Tetrahydrofuran	96		-		70-130	-		
2,2-Dichloropropane	105		-		70-130	-		
1,2-Dichloroethane	117		-		70-130	-		
n-Hexane	93		-		70-130	-		
Isopropyl Ether	83		-		70-130	-		
Ethyl-Tert-Butyl-Ether	75		-		70-130	-		
1,2-Dichloroethene (total)	104		-			-		
1,2-Dichloroethene (total)	104		-			-		
1,1,1-Trichloroethane	110		-		70-130	-		

Lab Control Sample Analysis

Batch Quality Control

Project Name: FORMER ZOE CHEMICAL

Lab Number: L1849868

Project Number: Not Specified

Report Date: 12/13/18

Parameter	LCS	Qual	LCS	Qual	%Recovery	RPD	Qual	RPD
	%Recovery		%Recovery		Limits			Limits
Volatile Organics in Air - Mansfield Lab Associated sample(s): 01-03 Batch: WG1188635-3								
1,1-Dichloropropene	95		-		70-130	-		
Benzene	93		-		70-130	-		
Carbon tetrachloride	123		-		70-130	-		
Cyclohexane	95		-		70-130	-		
Tertiary-Amyl Methyl Ether	73		-		70-130	-		
Dibromomethane	96		-		70-130	-		
1,2-Dichloropropane	92		-		70-130	-		
Bromodichloromethane	110		-		70-130	-		
1,4-Dioxane	101		-		70-130	-		
Trichloroethene	99		-		70-130	-		
2,2,4-Trimethylpentane	98		-		70-130	-		
Methyl Methacrylate	98		-		70-130	-		
Heptane	93		-		70-130	-		
cis-1,3-Dichloropropene	97		-		70-130	-		
4-Methyl-2-pentanone	93		-		70-130	-		
trans-1,3-Dichloropropene	87		-		70-130	-		
1,1,2-Trichloroethane	100		-		70-130	-		
Toluene	96		-		70-130	-		
1,3-Dichloropropane	93		-		70-130	-		
2-Hexanone	90		-		70-130	-		
Dibromochloromethane	120		-		70-130	-		
1,2-Dibromoethane	100		-		70-130	-		
Butyl Acetate	86		-		70-130	-		

Lab Control Sample Analysis

Batch Quality Control

Project Name: FORMER ZOE CHEMICAL

Lab Number: L1849868

Project Number: Not Specified

Report Date: 12/13/18

Parameter	LCS		LCSD		%Recovery Limits	RPD	Qual	RPD Limits
	%Recovery	Qual	%Recovery	Qual				
Volatile Organics in Air - Mansfield Lab Associated sample(s): 01-03 Batch: WG1188635-3								
Octane	92		-		70-130	-		
Tetrachloroethene	97		-		70-130	-		
1,1,1,2-Tetrachloroethane	103		-		70-130	-		
Chlorobenzene	101		-		70-130	-		
Ethylbenzene	100		-		70-130	-		
p/m-Xylene	103		-		70-130	-		
Bromoform	116		-		70-130	-		
Styrene	97		-		70-130	-		
1,1,2,2-Tetrachloroethane	106		-		70-130	-		
o-Xylene	105		-		70-130	-		
1,2,3-Trichloropropane	97		-		70-130	-		
Nonane (C9)	88		-		70-130	-		
Isopropylbenzene	101		-		70-130	-		
Bromobenzene	96		-		70-130	-		
o-Chlorotoluene	96		-		70-130	-		
n-Propylbenzene	99		-		70-130	-		
p-Chlorotoluene	100		-		70-130	-		
4-Ethyltoluene	106		-		70-130	-		
1,3,5-Trimethylbenzene	101		-		70-130	-		
tert-Butylbenzene	106		-		70-130	-		
1,2,4-Trimethylbenzene	112		-		70-130	-		
Decane (C10)	100		-		70-130	-		
Benzyl chloride	129		-		70-130	-		

Lab Control Sample Analysis

Batch Quality Control

Project Name: FORMER ZOE CHEMICAL

Lab Number: L1849868

Project Number: Not Specified

Report Date: 12/13/18

Parameter	LCS %Recovery	Qual	LCSD %Recovery	Qual	%Recovery Limits	RPD	Qual	RPD Limits
Volatile Organics in Air - Mansfield Lab Associated sample(s): 01-03 Batch: WG1188635-3								
1,3-Dichlorobenzene	107		-		70-130	-		
1,4-Dichlorobenzene	108		-		70-130	-		
sec-Butylbenzene	104		-		70-130	-		
p-Isopropyltoluene	101		-		70-130	-		
1,2-Dichlorobenzene	108		-		70-130	-		
n-Butylbenzene	113		-		70-130	-		
1,2-Dibromo-3-chloropropane	110		-		70-130	-		
Undecane	104		-		70-130	-		
Dodecane (C12)	102		-		70-130	-		
1,2,4-Trichlorobenzene	116		-		70-130	-		
Naphthalene	108		-		70-130	-		
1,2,3-Trichlorobenzene	105		-		70-130	-		
Hexachlorobutadiene	119		-		70-130	-		

Lab Duplicate Analysis

Batch Quality Control

Project Name: FORMER ZOE CHEMICAL

Project Number: Not Specified

Lab Number: L1849868

Report Date: 12/13/18

Parameter	Native Sample	Duplicate Sample	Units	RPD	Qual	RPD Limits
Volatile Organics in Air - Mansfield Lab Associated sample(s): 01-03 QC Batch ID: WG1188635-5 QC Sample: L1850069-02 Client ID: DUP Sample						
Dichlorodifluoromethane	0.850	0.759	ppbV	11		25
Chloromethane	0.511	0.481	ppbV	6		25
1,2-Dichloro-1,1,2,2-tetrafluoroethane	ND	ND	ppbV	NC		25
1,3-Butadiene	ND	ND	ppbV	NC		25
Bromomethane	ND	ND	ppbV	NC		25
Chloroethane	ND	ND	ppbV	NC		25
Ethyl Alcohol	8.33	7.59	ppbV	9		25
Vinyl bromide	ND	ND	ppbV	NC		25
Acetone	2.80	2.42	ppbV	15		25
Trichlorofluoromethane	0.308	0.275	ppbV	11		25
iso-Propyl Alcohol	0.930	0.844	ppbV	10		25
tert-Butyl Alcohol	ND	ND	ppbV	NC		25
Methylene chloride	ND	ND	ppbV	NC		25
3-Chloropropene	ND	ND	ppbV	NC		25
Carbon disulfide	ND	ND	ppbV	NC		25
1,1,2-Trichloro-1,2,2-Trifluoroethane	ND	ND	ppbV	NC		25
trans-1,2-Dichloroethene	ND	ND	ppbV	NC		25
1,1-Dichloroethane	ND	ND	ppbV	NC		25
Methyl tert butyl ether	ND	ND	ppbV	NC		25
2-Butanone	ND	ND	ppbV	NC		25
Ethyl Acetate	ND	ND	ppbV	NC		25

Lab Duplicate Analysis

Batch Quality Control

Project Name: FORMER ZOE CHEMICAL

Project Number: Not Specified

Lab Number: L1849868

Report Date: 12/13/18

Parameter	Native Sample	Duplicate Sample	Units	RPD	Qual	RPD Limits
Volatile Organics in Air - Mansfield Lab Associated sample(s): 01-03 QC Batch ID: WG1188635-5 QC Sample: L1850069-02 Client ID: DUP Sample						
Chloroform	ND	ND	ppbV	NC		25
Tetrahydrofuran	ND	ND	ppbV	NC		25
1,2-Dichloroethane	ND	ND	ppbV	NC		25
n-Hexane	ND	ND	ppbV	NC		25
Benzene	0.341	0.341	ppbV	0		25
Cyclohexane	ND	ND	ppbV	NC		25
1,2-Dichloropropane	ND	ND	ppbV	NC		25
Bromodichloromethane	ND	ND	ppbV	NC		25
1,4-Dioxane	ND	ND	ppbV	NC		25
2,2,4-Trimethylpentane	ND	ND	ppbV	NC		25
Heptane	ND	ND	ppbV	NC		25
cis-1,3-Dichloropropene	ND	ND	ppbV	NC		25
Xylene (Total)	0.215	0.221	ppbV	3		25
4-Methyl-2-pentanone	ND	ND	ppbV	NC		25
trans-1,3-Dichloropropene	ND	ND	ppbV	NC		25
1,1,2-Trichloroethane	ND	ND	ppbV	NC		25
Toluene	0.336	0.353	ppbV	5		25
2-Hexanone	ND	ND	ppbV	NC		25
Dibromochloromethane	ND	ND	ppbV	NC		25
1,2-Dibromoethane	ND	ND	ppbV	NC		25
Chlorobenzene	ND	ND	ppbV	NC		25

Lab Duplicate Analysis

Batch Quality Control

Project Name: FORMER ZOE CHEMICAL

Project Number: Not Specified

Lab Number: L1849868

Report Date: 12/13/18

Parameter	Native Sample	Duplicate Sample	Units	RPD	Qual	RPD Limits
Volatile Organics in Air - Mansfield Lab Associated sample(s): 01-03 QC Batch ID: WG1188635-5 QC Sample: L1850069-02 Client ID: DUP Sample						
Ethylbenzene	ND	ND	ppbV	NC		25
p/m-Xylene	ND	ND	ppbV	NC		25
1,2-Dichloroethene (total)	ND	ND	ppbV	NC		25
Bromoform	ND	ND	ppbV	NC		25
1,3-Dichloropropene, Total	ND	ND	ppbV	NC		25
Styrene	ND	ND	ppbV	NC		25
1,1,1,2-Tetrachloroethane	ND	ND	ppbV	NC		25
o-Xylene	ND	ND	ppbV	NC		25
4-Ethyltoluene	ND	ND	ppbV	NC		25
1,3,5-Trimethylbenzene	ND	ND	ppbV	NC		25
1,2,4-Trimethylbenzene	ND	ND	ppbV	NC		25
Benzyl chloride	ND	ND	ppbV	NC		25
1,3-Dichlorobenzene	ND	ND	ppbV	NC		25
1,4-Dichlorobenzene	ND	ND	ppbV	NC		25
1,2-Dichlorobenzene	ND	ND	ppbV	NC		25
1,2,4-Trichlorobenzene	ND	ND	ppbV	NC		25
Hexachlorobutadiene	ND	ND	ppbV	NC		25

Project Name: FORMER ZOE CHEMICAL

Serial_No:12131816:42
Lab Number: L1849868

Project Number:

Report Date: 12/13/18

Canister and Flow Controller Information

Samplenum	Client ID	Media ID	Media Type	Date Prepared	Bottle Order	Cleaning Batch ID	Can Leak Check	Initial Pressure (in. Hg)	Pressure on Receipt (in. Hg)	Flow Controller Leak Chk	Flow Out mL/min	Flow In mL/min	% RPD
L1849868-01	RAW AIR (12/4/18)	2631	6.0L Can	12/03/18	279972	L1848623-01	Pass	-29.5	0.08	-	-	-	-
L1849868-02	MID AIR (12/4/18)	2650	6.0L Can	12/03/18	279972	L1848623-01	Pass	-29.5	-7.5	-	-	-	-
L1849868-03	EFFLUENT AIR (12/4/18)	576	6.0L Can	12/03/18	279972	L1848623-01	Pass	-29.6	-0.96	-	-	-	-

Project Name: BATCH CANISTER CERTIFICATION
Project Number: CANISTER QC BAT

Lab Number: L1848623
Report Date: 12/13/18

Air Canister Certification Results

Lab ID: L1848623-01
 Client ID: CAN 1527 SHELF 46
 Sample Location:

Date Collected: 11/28/18 16:00
 Date Received: 11/29/18
 Field Prep: Not Specified

Sample Depth:
 Matrix: Air
 Analytical Method: 48,TO-15
 Analytical Date: 11/29/18 08:07
 Analyst: MB

Parameter	ppbV			ug/m3			Qualifier	Dilution Factor
	Results	RL	MDL	Results	RL	MDL		
Volatile Organics in Air - Mansfield Lab								
Chlorodifluoromethane	ND	0.200	--	ND	0.707	--		1
Propylene	ND	0.500	--	ND	0.861	--		1
Propane	ND	0.500	--	ND	0.902	--		1
Dichlorodifluoromethane	ND	0.200	--	ND	0.989	--		1
Chloromethane	ND	0.200	--	ND	0.413	--		1
Freon-114	ND	0.200	--	ND	1.40	--		1
Methanol	ND	5.00	--	ND	6.55	--		1
Vinyl chloride	ND	0.200	--	ND	0.511	--		1
1,3-Butadiene	ND	0.200	--	ND	0.442	--		1
Butane	ND	0.200	--	ND	0.475	--		1
Bromomethane	ND	0.200	--	ND	0.777	--		1
Chloroethane	ND	0.200	--	ND	0.528	--		1
Ethanol	ND	5.00	--	ND	9.42	--		1
Dichlorofluoromethane	ND	0.200	--	ND	0.842	--		1
Vinyl bromide	ND	0.200	--	ND	0.874	--		1
Acrolein	ND	0.500	--	ND	1.15	--		1
Acetone	ND	1.00	--	ND	2.38	--		1
Acetonitrile	ND	0.200	--	ND	0.336	--		1
Trichlorofluoromethane	ND	0.200	--	ND	1.12	--		1
Isopropanol	ND	0.500	--	ND	1.23	--		1
Acrylonitrile	ND	0.500	--	ND	1.09	--		1
Pentane	ND	0.200	--	ND	0.590	--		1
Ethyl ether	ND	0.200	--	ND	0.606	--		1
1,1-Dichloroethene	ND	0.200	--	ND	0.793	--		1

Project Name: BATCH CANISTER CERTIFICATION
Project Number: CANISTER QC BAT

Lab Number: L1848623
Report Date: 12/13/18

Air Canister Certification Results

Lab ID: L1848623-01
 Client ID: CAN 1527 SHELF 46
 Sample Location:

Date Collected: 11/28/18 16:00
 Date Received: 11/29/18
 Field Prep: Not Specified

Sample Depth:

Parameter	ppbV			ug/m3			Qualifier	Dilution Factor
	Results	RL	MDL	Results	RL	MDL		
Volatile Organics in Air - Mansfield Lab								
Tertiary butyl Alcohol	ND	0.500	--	ND	1.52	--		1
Methylene chloride	ND	0.500	--	ND	1.74	--		1
3-Chloropropene	ND	0.200	--	ND	0.626	--		1
Carbon disulfide	ND	0.200	--	ND	0.623	--		1
Freon-113	ND	0.200	--	ND	1.53	--		1
trans-1,2-Dichloroethene	ND	0.200	--	ND	0.793	--		1
1,1-Dichloroethane	ND	0.200	--	ND	0.809	--		1
Methyl tert butyl ether	ND	0.200	--	ND	0.721	--		1
Vinyl acetate	ND	1.00	--	ND	3.52	--		1
2-Butanone	ND	0.500	--	ND	1.47	--		1
cis-1,2-Dichloroethene	ND	0.200	--	ND	0.793	--		1
Ethyl Acetate	ND	0.500	--	ND	1.80	--		1
Chloroform	ND	0.200	--	ND	0.977	--		1
Tetrahydrofuran	ND	0.500	--	ND	1.47	--		1
2,2-Dichloropropane	ND	0.200	--	ND	0.924	--		1
1,2-Dichloroethane	ND	0.200	--	ND	0.809	--		1
n-Hexane	ND	0.200	--	ND	0.705	--		1
Diisopropyl ether	ND	0.200	--	ND	0.836	--		1
tert-Butyl Ethyl Ether	ND	0.200	--	ND	0.836	--		1
1,1,1-Trichloroethane	ND	0.200	--	ND	1.09	--		1
1,1-Dichloropropene	ND	0.200	--	ND	0.908	--		1
Benzene	ND	0.200	--	ND	0.639	--		1
Carbon tetrachloride	ND	0.200	--	ND	1.26	--		1
Cyclohexane	ND	0.200	--	ND	0.688	--		1
tert-Amyl Methyl Ether	ND	0.200	--	ND	0.836	--		1
Dibromomethane	ND	0.200	--	ND	1.42	--		1
1,2-Dichloropropane	ND	0.200	--	ND	0.924	--		1

Project Name: BATCH CANISTER CERTIFICATION
Project Number: CANISTER QC BAT

Lab Number: L1848623
Report Date: 12/13/18

Air Canister Certification Results

Lab ID: L1848623-01
 Client ID: CAN 1527 SHELF 46
 Sample Location:

Date Collected: 11/28/18 16:00
 Date Received: 11/29/18
 Field Prep: Not Specified

Sample Depth:

Parameter	ppbV			ug/m3			Qualifier	Dilution Factor
	Results	RL	MDL	Results	RL	MDL		
Volatile Organics in Air - Mansfield Lab								
Bromodichloromethane	ND	0.200	--	ND	1.34	--		1
1,4-Dioxane	ND	0.200	--	ND	0.721	--		1
Trichloroethene	ND	0.200	--	ND	1.07	--		1
2,2,4-Trimethylpentane	ND	0.200	--	ND	0.934	--		1
Methyl Methacrylate	ND	0.500	--	ND	2.05	--		1
Heptane	ND	0.200	--	ND	0.820	--		1
cis-1,3-Dichloropropene	ND	0.200	--	ND	0.908	--		1
4-Methyl-2-pentanone	ND	0.500	--	ND	2.05	--		1
trans-1,3-Dichloropropene	ND	0.200	--	ND	0.908	--		1
1,1,2-Trichloroethane	ND	0.200	--	ND	1.09	--		1
Toluene	ND	0.200	--	ND	0.754	--		1
1,3-Dichloropropane	ND	0.200	--	ND	0.924	--		1
2-Hexanone	ND	0.200	--	ND	0.820	--		1
Dibromochloromethane	ND	0.200	--	ND	1.70	--		1
1,2-Dibromoethane	ND	0.200	--	ND	1.54	--		1
Butyl acetate	ND	0.500	--	ND	2.38	--		1
Octane	ND	0.200	--	ND	0.934	--		1
Tetrachloroethene	ND	0.200	--	ND	1.36	--		1
1,1,1,2-Tetrachloroethane	ND	0.200	--	ND	1.37	--		1
Chlorobenzene	ND	0.200	--	ND	0.921	--		1
Ethylbenzene	ND	0.200	--	ND	0.869	--		1
p/m-Xylene	ND	0.400	--	ND	1.74	--		1
Bromoform	ND	0.200	--	ND	2.07	--		1
Styrene	ND	0.200	--	ND	0.852	--		1
1,1,2,2-Tetrachloroethane	ND	0.200	--	ND	1.37	--		1
o-Xylene	ND	0.200	--	ND	0.869	--		1
1,2,3-Trichloropropane	ND	0.200	--	ND	1.21	--		1



Project Name: BATCH CANISTER CERTIFICATION
Project Number: CANISTER QC BAT

Lab Number: L1848623
Report Date: 12/13/18

Air Canister Certification Results

Lab ID: L1848623-01
 Client ID: CAN 1527 SHELF 46
 Sample Location:

Date Collected: 11/28/18 16:00
 Date Received: 11/29/18
 Field Prep: Not Specified

Sample Depth:

Parameter	ppbV			ug/m3			Qualifier	Dilution Factor
	Results	RL	MDL	Results	RL	MDL		
Volatile Organics in Air - Mansfield Lab								
Nonane	ND	0.200	--	ND	1.05	--		1
Isopropylbenzene	ND	0.200	--	ND	0.983	--		1
Bromobenzene	ND	0.200	--	ND	0.793	--		1
2-Chlorotoluene	ND	0.200	--	ND	1.04	--		1
n-Propylbenzene	ND	0.200	--	ND	0.983	--		1
4-Chlorotoluene	ND	0.200	--	ND	1.04	--		1
4-Ethyltoluene	ND	0.200	--	ND	0.983	--		1
1,3,5-Trimethylbenzene	ND	0.200	--	ND	0.983	--		1
tert-Butylbenzene	ND	0.200	--	ND	1.10	--		1
1,2,4-Trimethylbenzene	ND	0.200	--	ND	0.983	--		1
Decane	ND	0.200	--	ND	1.16	--		1
Benzyl chloride	ND	0.200	--	ND	1.04	--		1
1,3-Dichlorobenzene	ND	0.200	--	ND	1.20	--		1
1,4-Dichlorobenzene	ND	0.200	--	ND	1.20	--		1
sec-Butylbenzene	ND	0.200	--	ND	1.10	--		1
p-Isopropyltoluene	ND	0.200	--	ND	1.10	--		1
1,2-Dichlorobenzene	ND	0.200	--	ND	1.20	--		1
n-Butylbenzene	ND	0.200	--	ND	1.10	--		1
1,2-Dibromo-3-chloropropane	ND	0.200	--	ND	1.93	--		1
Undecane	ND	0.200	--	ND	1.28	--		1
Dodecane	ND	0.200	--	ND	1.39	--		1
1,2,4-Trichlorobenzene	ND	0.200	--	ND	1.48	--		1
Naphthalene	ND	0.200	--	ND	1.05	--		1
1,2,3-Trichlorobenzene	ND	0.200	--	ND	1.48	--		1
Hexachlorobutadiene	ND	0.200	--	ND	2.13	--		1



Project Name: BATCH CANISTER CERTIFICATION
Project Number: CANISTER QC BAT

Lab Number: L1848623
Report Date: 12/13/18

Air Canister Certification Results

Lab ID: L1848623-01
 Client ID: CAN 1527 SHELF 46
 Sample Location:

Date Collected: 11/28/18 16:00
 Date Received: 11/29/18
 Field Prep: Not Specified

Sample Depth:

Parameter	ppbV			ug/m3			Qualifier	Dilution Factor
	Results	RL	MDL	Results	RL	MDL		
Volatile Organics in Air - Mansfield Lab								

Results	Qualifier	Units	RDL	Dilution Factor
Tentatively Identified Compounds				

No Tentatively Identified Compounds

Internal Standard	% Recovery	Qualifier	Acceptance Criteria
1,4-Difluorobenzene	83		60-140
Bromochloromethane	91		60-140
chlorobenzene-d5	85		60-140



Project Name: BATCH CANISTER CERTIFICATION
Project Number: CANISTER QC BAT

Lab Number: L1848623
Report Date: 12/13/18

Air Canister Certification Results

Lab ID: L1848623-01
 Client ID: CAN 1527 SHELF 46
 Sample Location:

Date Collected: 11/28/18 16:00
 Date Received: 11/29/18
 Field Prep: Not Specified

Sample Depth:
 Matrix: Air
 Analytical Method: 48,TO-15-SIM
 Analytical Date: 11/29/18 08:07
 Analyst: MB

Parameter	ppbV			ug/m3			Qualifier	Dilution Factor
	Results	RL	MDL	Results	RL	MDL		
Volatile Organics in Air by SIM - Mansfield Lab								
Dichlorodifluoromethane	ND	0.200	--	ND	0.989	--		1
Chloromethane	ND	0.200	--	ND	0.413	--		1
Freon-114	ND	0.050	--	ND	0.349	--		1
Vinyl chloride	ND	0.020	--	ND	0.051	--		1
1,3-Butadiene	ND	0.020	--	ND	0.044	--		1
Bromomethane	ND	0.020	--	ND	0.078	--		1
Chloroethane	ND	0.100	--	ND	0.264	--		1
Acetone	ND	1.00	--	ND	2.38	--		1
Trichlorofluoromethane	ND	0.050	--	ND	0.281	--		1
Acrylonitrile	ND	0.500	--	ND	1.09	--		1
1,1-Dichloroethene	ND	0.020	--	ND	0.079	--		1
Methylene chloride	ND	0.500	--	ND	1.74	--		1
Freon-113	ND	0.050	--	ND	0.383	--		1
trans-1,2-Dichloroethene	ND	0.020	--	ND	0.079	--		1
1,1-Dichloroethane	ND	0.020	--	ND	0.081	--		1
Methyl tert butyl ether	ND	0.200	--	ND	0.721	--		1
2-Butanone	ND	0.500	--	ND	1.47	--		1
cis-1,2-Dichloroethene	ND	0.020	--	ND	0.079	--		1
Chloroform	ND	0.020	--	ND	0.098	--		1
1,2-Dichloroethane	ND	0.020	--	ND	0.081	--		1
1,1,1-Trichloroethane	ND	0.020	--	ND	0.109	--		1
Benzene	ND	0.100	--	ND	0.319	--		1
Carbon tetrachloride	ND	0.020	--	ND	0.126	--		1
1,2-Dichloropropane	ND	0.020	--	ND	0.092	--		1



Project Name: BATCH CANISTER CERTIFICATION
Project Number: CANISTER QC BAT

Lab Number: L1848623
Report Date: 12/13/18

Air Canister Certification Results

Lab ID: L1848623-01
 Client ID: CAN 1527 SHELF 46
 Sample Location:

Date Collected: 11/28/18 16:00
 Date Received: 11/29/18
 Field Prep: Not Specified

Sample Depth:

Parameter	ppbV			ug/m3			Qualifier	Dilution Factor
	Results	RL	MDL	Results	RL	MDL		
Volatile Organics in Air by SIM - Mansfield Lab								
Bromodichloromethane	ND	0.020	--	ND	0.134	--		1
1,4-Dioxane	ND	0.100	--	ND	0.360	--		1
Trichloroethene	ND	0.020	--	ND	0.107	--		1
cis-1,3-Dichloropropene	ND	0.020	--	ND	0.091	--		1
4-Methyl-2-pentanone	ND	0.500	--	ND	2.05	--		1
trans-1,3-Dichloropropene	ND	0.020	--	ND	0.091	--		1
1,1,2-Trichloroethane	ND	0.020	--	ND	0.109	--		1
Toluene	ND	0.050	--	ND	0.188	--		1
Dibromochloromethane	ND	0.020	--	ND	0.170	--		1
1,2-Dibromoethane	ND	0.020	--	ND	0.154	--		1
Tetrachloroethene	ND	0.020	--	ND	0.136	--		1
1,1,1,2-Tetrachloroethane	ND	0.020	--	ND	0.137	--		1
Chlorobenzene	ND	0.100	--	ND	0.461	--		1
Ethylbenzene	ND	0.020	--	ND	0.087	--		1
p/m-Xylene	ND	0.040	--	ND	0.174	--		1
Bromoform	ND	0.020	--	ND	0.207	--		1
Styrene	ND	0.020	--	ND	0.085	--		1
1,1,2,2-Tetrachloroethane	ND	0.020	--	ND	0.137	--		1
o-Xylene	ND	0.020	--	ND	0.087	--		1
Isopropylbenzene	ND	0.200	--	ND	0.983	--		1
4-Ethyltoluene	ND	0.020	--	ND	0.098	--		1
1,3,5-Trimethylbenzene	ND	0.020	--	ND	0.098	--		1
1,2,4-Trimethylbenzene	ND	0.020	--	ND	0.098	--		1
Benzyl chloride	ND	0.200	--	ND	1.04	--		1
1,3-Dichlorobenzene	ND	0.020	--	ND	0.120	--		1
1,4-Dichlorobenzene	ND	0.020	--	ND	0.120	--		1
sec-Butylbenzene	ND	0.200	--	ND	1.10	--		1



Project Name: BATCH CANISTER CERTIFICATION
Project Number: CANISTER QC BAT

Lab Number: L1848623
Report Date: 12/13/18

Air Canister Certification Results

Lab ID: L1848623-01
 Client ID: CAN 1527 SHELF 46
 Sample Location:

Date Collected: 11/28/18 16:00
 Date Received: 11/29/18
 Field Prep: Not Specified

Sample Depth:

Parameter	ppbV			ug/m3			Qualifier	Dilution Factor
	Results	RL	MDL	Results	RL	MDL		
Volatile Organics in Air by SIM - Mansfield Lab								
p-Isopropyltoluene	ND	0.200	--	ND	1.10	--		1
1,2-Dichlorobenzene	ND	0.020	--	ND	0.120	--		1
n-Butylbenzene	ND	0.200	--	ND	1.10	--		1
1,2,4-Trichlorobenzene	ND	0.050	--	ND	0.371	--		1
Naphthalene	ND	0.050	--	ND	0.262	--		1
1,2,3-Trichlorobenzene	ND	0.050	--	ND	0.371	--		1
Hexachlorobutadiene	ND	0.050	--	ND	0.533	--		1

Internal Standard	% Recovery	Qualifier	Acceptance Criteria
1,4-difluorobenzene	84		60-140
bromochloromethane	91		60-140
chlorobenzene-d5	86		60-140

Project Name: FORMER ZOE CHEMICAL**Lab Number:** L1849868**Project Number:** Not Specified**Report Date:** 12/13/18**Sample Receipt and Container Information**

Were project specific reporting limits specified?

YES

Cooler Information**Cooler** **Custody Seal**

N/A Absent

Container Information

Container ID	Container Type	Cooler	Initial pH	Final pH	Temp deg C	Pres	Seal	Frozen Date/Time	Analysis(*)
L1849868-01A	Canister - 6 Liter	N/A	NA			Y	Absent		TO15-LL(30)
L1849868-02A	Canister - 6 Liter	N/A	NA			Y	Absent		TO15-LL(30)
L1849868-03A	Canister - 6 Liter	N/A	NA			Y	Absent		TO15-LL(30)

Project Name: FORMER ZOE CHEMICAL
Project Number: Not Specified

Lab Number: L1849868
Report Date: 12/13/18

GLOSSARY

Acronyms

EDL	- Estimated Detection Limit: This value represents the level to which target analyte concentrations are reported as estimated values, when those target analyte concentrations are quantified below the reporting limit (RL). The EDL includes any adjustments from dilutions, concentrations or moisture content, where applicable. The use of EDLs is specific to the analysis of PAHs using Solid-Phase Microextraction (SPME).
EMPC	- Estimated Maximum Possible Concentration: The concentration that results from the signal present at the retention time of an analyte when the ions meet all of the identification criteria except the ion abundance ratio criteria. An EMPC is a worst-case estimate of the concentration.
EPA	- Environmental Protection Agency.
LCS	- Laboratory Control Sample: A sample matrix, free from the analytes of interest, spiked with verified known amounts of analytes or a material containing known and verified amounts of analytes.
LCSD	- Laboratory Control Sample Duplicate: Refer to LCS.
LFB	- Laboratory Fortified Blank: A sample matrix, free from the analytes of interest, spiked with verified known amounts of analytes or a material containing known and verified amounts of analytes.
MDL	- Method Detection Limit: This value represents the level to which target analyte concentrations are reported as estimated values, when those target analyte concentrations are quantified below the reporting limit (RL). The MDL includes any adjustments from dilutions, concentrations or moisture content, where applicable.
MS	- Matrix Spike Sample: A sample prepared by adding a known mass of target analyte to a specified amount of matrix sample for which an independent estimate of target analyte concentration is available.
MSD	- Matrix Spike Sample Duplicate: Refer to MS.
NA	- Not Applicable.
NC	- Not Calculated: Term is utilized when one or more of the results utilized in the calculation are non-detect at the parameter's reporting unit.
NDPA/DPA	- N-Nitrosodiphenylamine/Diphenylamine.
NI	- Not Ignitable.
NP	- Non-Plastic: Term is utilized for the analysis of Atterberg Limits in soil.
RL	- Reporting Limit: The value at which an instrument can accurately measure an analyte at a specific concentration. The RL includes any adjustments from dilutions, concentrations or moisture content, where applicable.
RPD	- Relative Percent Difference: The results from matrix and/or matrix spike duplicates are primarily designed to assess the precision of analytical results in a given matrix and are expressed as relative percent difference (RPD). Values which are less than five times the reporting limit for any individual parameter are evaluated by utilizing the absolute difference between the values; although the RPD value will be provided in the report.
SRM	- Standard Reference Material: A reference sample of a known or certified value that is of the same or similar matrix as the associated field samples.
STLP	- Semi-dynamic Tank Leaching Procedure per EPA Method 1315.
TEF	- Toxic Equivalency Factors: The values assigned to each dioxin and furan to evaluate their toxicity relative to 2,3,7,8-TCDD.
TEQ	- Toxic Equivalent: The measure of a sample's toxicity derived by multiplying each dioxin and furan by its corresponding TEF and then summing the resulting values.
TIC	- Tentatively Identified Compound: A compound that has been identified to be present and is not part of the target compound list (TCL) for the method and/or program. All TICs are qualitatively identified and reported as estimated concentrations.

Footnotes

- 1 - The reference for this analyte should be considered modified since this analyte is absent from the target analyte list of the original method.

Terms

Analytical Method: Both the document from which the method originates and the analytical reference method. (Example: EPA 8260B is shown as 1,8260B.) The codes for the reference method documents are provided in the References section of the Addendum.

Final pH: As it pertains to Sample Receipt & Container Information section of the report, Final pH reflects pH of container determined after adjustment at the laboratory, if applicable. If no adjustment required, value reflects Initial pH.

Frozen Date/Time: With respect to Volatile Organics in soil, Frozen Date/Time reflects the date/time at which associated Reagent Water-preserved vials were initially frozen. Note: If frozen date/time is beyond 48 hours from sample collection, value will be reflected in 'bold'.

Initial pH: As it pertains to Sample Receipt & Container Information section of the report, Initial pH reflects pH of container determined upon receipt, if applicable.

Total: With respect to Organic analyses, a 'Total' result is defined as the summation of results for individual isomers or Aroclors. If a 'Total' result is requested, the results of its individual components will also be reported. This is applicable to 'Total' results for methods 8260, 8081 and 8082.

Report Format: Data Usability Report



Project Name: FORMER ZOE CHEMICAL
Project Number: Not Specified

Lab Number: L1849868
Report Date: 12/13/18

Data Qualifiers

- A** - Spectra identified as "Aldol Condensation Product".
- B** - The analyte was detected above the reporting limit in the associated method blank. Flag only applies to associated field samples that have detectable concentrations of the analyte at less than ten times (10x) the concentration found in the blank. For MCP-related projects, flag only applies to associated field samples that have detectable concentrations of the analyte at less than ten times (10x) the concentration found in the blank. For DOD-related projects, flag only applies to associated field samples that have detectable concentrations of the analyte at less than ten times (10x) the concentration found in the blank AND the analyte was detected above one-half the reporting limit (or above the reporting limit for common lab contaminants) in the associated method blank. For NJ-Air-related projects, flag only applies to associated field samples that have detectable concentrations of the analyte above the reporting limit. For NJ-related projects (excluding Air), flag only applies to associated field samples that have detectable concentrations of the analyte, which was detected above the reporting limit in the associated method blank or above five times the reporting limit for common lab contaminants (Phthalates, Acetone, Methylene Chloride, 2-Butanone).
- C** - Co-elution: The target analyte co-elutes with a known lab standard (i.e. surrogate, internal standards, etc.) for co-extracted analyses.
- D** - Concentration of analyte was quantified from diluted analysis. Flag only applies to field samples that have detectable concentrations of the analyte.
- E** - Concentration of analyte exceeds the range of the calibration curve and/or linear range of the instrument.
- G** - The concentration may be biased high due to matrix interferences (i.e. co-elution) with non-target compound(s). The result should be considered estimated.
- H** - The analysis of pH was performed beyond the regulatory-required holding time of 15 minutes from the time of sample collection.
- I** - The lower value for the two columns has been reported due to obvious interference.
- M** - Reporting Limit (RL) exceeds the MCP CAM Reporting Limit for this analyte.
- NJ** - Presumptive evidence of compound. This represents an estimated concentration for Tentatively Identified Compounds (TICs), where the identification is based on a mass spectral library search.
- P** - The RPD between the results for the two columns exceeds the method-specified criteria.
- Q** - The quality control sample exceeds the associated acceptance criteria. For DOD-related projects, LCS and/or Continuing Calibration Standard exceedances are also qualified on all associated sample results. Note: This flag is not applicable for matrix spike recoveries when the sample concentration is greater than 4x the spike added or for batch duplicate RPD when the sample concentrations are less than 5x the RL. (Metals only.)
- R** - Analytical results are from sample re-analysis.
- RE** - Analytical results are from sample re-extraction.
- S** - Analytical results are from modified screening analysis.
- J** - Estimated value. This represents an estimated concentration for Tentatively Identified Compounds (TICs).
- ND** - Not detected at the reporting limit (RL) for the sample.

Project Name: FORMER ZOE CHEMICAL

Lab Number: L1849868

Project Number: Not Specified

Report Date: 12/13/18

REFERENCES

- 48 Compendium of Methods for the Determination of Toxic Organic Compounds in Ambient Air. Second Edition. EPA/625/R-96/010b, January 1999.

LIMITATION OF LIABILITIES

Alpha Analytical performs services with reasonable care and diligence normal to the analytical testing laboratory industry. In the event of an error, the sole and exclusive responsibility of Alpha Analytical shall be to re-perform the work at it's own expense. In no event shall Alpha Analytical be held liable for any incidental, consequential or special damages, including but not limited to, damages in any way connected with the use of, interpretation of, information or analysis provided by Alpha Analytical.

We strongly urge our clients to comply with EPA protocol regarding sample volume, preservation, cooling, containers, sampling procedures, holding time and splitting of samples in the field.



Certification Information

The following analytes are not included in our Primary NELAP Scope of Accreditation:

Westborough Facility

EPA 624/624.1: m/p-xylene, o-xylene

EPA 8260C: NPW: 1,2,4,5-Tetramethylbenzene; 4-Ethyltoluene, Azobenzene; SCM: Iodomethane (methyl iodide), Methyl methacrylate, 1,2,4,5-Tetramethylbenzene; 4-Ethyltoluene.

EPA 8270D: NPW: Dimethylnaphthalene,1,4-Diphenylhydrazine; SCM: Dimethylnaphthalene,1,4-Diphenylhydrazine.

EPA 6860: SCM: Perchlorate

SM4500: NPW: Amenable Cyanide; SCM: Total Phosphorus, TKN, NO2, NO3.

Mansfield Facility

SM 2540D: TSS

EPA 8082A: NPW: PCB: 1, 5, 31, 87,101, 110, 141, 151, 153, 180, 183, 187.

EPA TO-15: Halothane, 2,4,4-Trimethyl-2-pentene, 2,4,4-Trimethyl-1-pentene, Thiophene, 2-Methylthiophene,

3-Methylthiophene, 2-Ethylthiophene, 1,2,3-Trimethylbenzene, Indan, Indene, 1,2,4,5-Tetramethylbenzene, Benzothiophene, 1-Methylnaphthalene.

Biological Tissue Matrix: EPA 3050B

The following analytes are included in our Massachusetts DEP Scope of Accreditation

Westborough Facility:

Drinking Water

EPA 300.0: Chloride, Nitrate-N, Fluoride, Sulfate; **EPA 353.2:** Nitrate-N, Nitrite-N; **SM4500NO3-F:** Nitrate-N, Nitrite-N; **SM4500F-C, SM4500CN-CE,**

EPA 180.1, SM2130B, SM4500CI-D, SM2320B, SM2540C, SM4500H-B

EPA 332: Perchlorate; **EPA 524.2:** THMs and VOCs; **EPA 504.1:** EDB, DBCP.

Microbiology: **SM9215B; SM9223-P/A, SM9223B-Colilert-QT,SM9222D.**

Non-Potable Water

SM4500H,B, EPA 120.1, SM2510B, SM2540C, SM2320B, SM4500CL-E, SM4500F-BC, SM4500NH3-BH: Ammonia-N and Kjeldahl-N, **EPA 350.1:** Ammonia-N, **LACHAT 10-107-06-1-B:** Ammonia-N, **EPA 351.1, SM4500NO3-F, EPA 353.2:** Nitrate-N, **SM4500P-E, SM4500P-B, E, SM4500SO4-E, SM5220D, EPA 410.4, SM5210B, SM5310C, SM4500CL-D, EPA 1664, EPA 420.1, SM4500-CN-CE, SM2540D, EPA 300:** Chloride, Sulfate, Nitrate.

EPA 624.1: Volatile Halocarbons & Aromatics,

EPA 608.3: Chlordane, Toxaphene, Aldrin, alpha-BHC, beta-BHC, gamma-BHC, delta-BHC, Dieldrin, DDD, DDE, DDT, Endosulfan I, Endosulfan II, Endosulfan sulfate, Endrin, Endrin Aldehyde, Heptachlor, Heptachlor Epoxide, PCBs

EPA 625.1: SVOC (Acid/Base/Neutral Extractables), **EPA 600/4-81-045:** PCB-Oil.

Microbiology: **SM9223B-Colilert-QT; Enterolert-QT, SM9221E, EPA 1600, EPA 1603.**

Mansfield Facility:

Drinking Water

EPA 200.7: Al, Ba, Cd, Cr, Cu, Fe, Mn, Ni, Na, Ag, Ca, Zn. **EPA 200.8:** Al, Sb, As, Ba, Be, Cd, Cr, Cu, Pb, Mn, Ni, Se, Ag, TL, Zn. **EPA 245.1 Hg.**

EPA 522.

Non-Potable Water

EPA 200.7: Al, Sb, As, Be, Cd, Ca, Cr, Co, Cu, Fe, Pb, Mg, Mn, Mo, Ni, K, Se, Ag, Na, Sr, TL, Ti, V, Zn.

EPA 200.8: Al, Sb, As, Be, Cd, Cr, Cu, Fe, Pb, Mn, Ni, K, Se, Ag, Na, TL, Zn.

EPA 245.1 Hg.

SM2340B

For a complete listing of analytes and methods, please contact your Alpha Project Manager.



CHAIN OF CUSTODY

AIR ANALYSIS

PAGE 1 OF 1

320 Forbes Blvd, Mansfield, MA 02048
 TEL: 508-822-9300 FAX: 508-822-3288

Project Information

Project Name: Former Zoe Chemical
 Project Location: 1801 Falmouth Ave
 Project #: New Hyde Park, NY
 Project Manager: Jessica Proscia
 ALPHA Quote #:

Turn-Around Time

Standard RUSH (only confirmed if pre-approved)

Date Due: Time:

Date Rec'd in Lab: 12/10/18

Report Information - Data Deliverables

FAX
 ADEX
 Criteria Checker: _____
 (Default based on Regulatory Criteria Indicated)
 Other Formats: _____
 EMAIL (standard pdf report)
 Additional Deliverables: _____
 Report to: (if different than Project Manager)

ALPHA Job #: L1849868

Billing Information

Same as Client info PO #:

Regulatory Requirements/Report Limits

State/Fed	Program	Res / Comm

Client Information

Client: Ca Rich Consultants, inc
 Address: 17 Dupont Street
 Plainview NY 11803
 Phone: 516-576-8944
 Fax: 516-576-0093
 Email: JProscia@carich.com

These samples have been previously analyzed by Alpha

Other Project Specific Requirements/Comments:

Project-Specific Target Compound List:

All Columns Below Must Be Filled Out

ALPHA Lab ID (Lab Use Only)	Sample ID	COLLECTION					Sample Matrix*	Sampler's Initials	Can Size	ID Can	ID - Flow Controller	ANALYSIS					Sample Comments (i.e. PID)
		End Date	Start Time	End Time	Initial Vacuum	Final Vacuum						TO-15	TO-15 SIM	APH <small>Subtract Non-petroleum HCs</small>	Fixed Gases	Sulfides & Mercaptans by TO-15	
49868-01	Raw Air (12/4/18)	12/4/18	9:50	9:50	29	5	SV	JP	6L	2631	NA	X					
.02	Mid Air (12/4/18)	12/4/18	10:00	10:00	29	5	SV	JP	6L	2650	NA	X					
.03	Effluent Air (12/4/18)	12/4/18	10:10	10:10	29	5	SV	JP	6L	576	NA	X					

***SAMPLE MATRIX CODES**

AA = Ambient Air (Indoor/Outdoor)
 SV = Soil Vapor/Landfill Gas/SVE
 Other = Please Specify

Container Type

Relinquished By:

Date/Time

Received By:

Date/Time:

Relinquished By: [Signature] AAH 12/6/18 11:25
 Received By: [Signature] AAH 12/6/18 9:00
 Relinquished By: [Signature] 12/7/18 7:10
 Received By: [Signature] 12/7/18 07:10
 Relinquished By: [Signature] 12/7/18 7:10
 Received By: [Signature] 12/7/18 07:10

Please print clearly, legibly and completely. Samples can not be logged in and turnaround time clock will not start until any ambiguities are resolved. All samples submitted are subject to Alpha's Terms and Conditions. See reverse side.