



Quarterly Groundwater Monitoring Report

For

3rd QUARTER – September 2015
NYSDEC Spill # 13-10667

Site:

Vacant Tenant Space @ Nostrand Place
3806 Nostrand Avenue
Brooklyn, New York 11235
CNS Job #: D196

Prepared for:

New York State Department of Environmental Conservation
Division of Environmental Remediation, Region 2
1 Hunter's Point Plaza
47-40 21st Street
Long Island City, NY 11101
Attention: Mr. Santosh Mahat

On Behalf of:

Acadia Realty Trust, LLC
1311 Mamaroneck Avenue, Suite 260
White Plains, NY 10605
Attention: Brian Bacharach

Prepared by:

CNS Management Corporation
208 Newtown Road
Plainview, NY 11803

September 14, 2015

Table of Contents

1.0	INTRODUCTION	1
2.0	BACKGROUND	1
3.0	FIELD ACTIVITIES	2
4.0	GROUNDWATER MEASUREMENT PARAMETERS	3
5.0	GROUNDWATER ANALYTICAL RESULT INTERPRETATION	4
6.0	CONCLUSIONS.....	6
7.0	SIGNATURES.....	6
8.0	PROJECT LIMITATIONS.....	7

Figure I: Site Location Map

Figure II: Monitoring Well Locations

Appendix A: Laboratory Analytical Data Sheets

1.0 INTRODUCTION

CNS Management Corp. (CNS) was retained by Acadia Realty Trust, LLC to conduct quarterly groundwater sampling for the property located at 3806 Nostrand Avenue in Brooklyn, New York; referred to hereafter as the “subject site”.

The subject site is a vacant tenant space within Nostrand Place, located at 3780-3860 Nostrand Avenue property, improved with six structures constructed in stages between 1959 through 1982, and spans the entire west side of the city-block from Avenue Y south to Avenue Z. The Nostrand Place is currently occupied by commercial tenants, including banks, restaurants, retail stores, medical offices and a parking garage. See Figure I: Site Location Map.

2.0 BACKGROUND

On April 12, 2013 CNS conducted a Phase II Site Investigation at the subject site based upon findings, which identified a historic dry cleaner formerly located within the 3804 Nostrand Avenue tenant space (currently occupied by Chase Bank). Prior to the investigation, a site visit was completed on February 27, 2013 where it was determined that access to the Chase Bank space would not be permitted due to the sensitivity of the operation; therefore CNS determined that the investigation would take place immediately downgradient of the Chase Bank space within the neighboring tenant space located at 3806 Nostrand Avenue. The investigation involved the collection of soil samples and a groundwater sample from one (1) soil boring to investigate soil and groundwater quality at the subject site. Additionally, CNS collected one soil-gas sample, one indoor air sample and one ambient air sample to investigate soil vapor and indoor air quality at the subject site.

Analytical results identified one (1) low-level VOC constituent in soil sample SB01-S1A; however, this detection did not exceed its applicable remediation standard. Groundwater analytical results identified Tetrachloroethene contamination that exceeded its respective NYSDEC TOGS 1.1.1 GA Values within the collected groundwater sample; which is consistent with a release from a dry cleaning operation. Ambient air and indoor air analytical results did not identify any VOC contaminants exceeding the NYSDOH Air Guideline Values or USEPA Generic Screening Levels for Indoor Air; however Tetrachloroethene was identified within the collected indoor air sample that exceeded the NYSDOH 75th percentile level. Analytical results associated with the sub-slab soil gas sample identified the VOC constituents 1,2,4-Trimethylbenzene, Tetrachloroethene and Trichloroethene exceeding their respective USEPA Generic Screening Levels for Shallow Soil Gas.

On August 21, 2013, CNS installed three permanent monitoring wells (NW1 through NW3) and collected a total of eight soil samples. Soil analytical results identified dry cleaning related compounds above the laboratory’s minimum detection limit but below their respective NYSDEC Commercial SCO’s.

On November 21, 2013, CNS collected three baseline groundwater samples from the three (3) monitoring wells, located in the front sidewalk grade (NW1), rear sidewalk grade (NW2) and basement grade (NW3) of the subject site. Groundwater analytical results identified dry-cleaning related compounds (PCE, DCE and TCE) within monitoring well samples NW2-GW2A (Sidewalk grade to the west) and NW3-GW3A (Basement) exceeding their respective NYSDEC TOGS 1.1.1 GA values. Based upon the findings, CNS contacted the NYSDEC and was issued Spill #13-10667.

On July 14, 2014, CNS collected three groundwater samples from the three (3) monitoring wells, located in the front sidewalk grade (NW1), rear sidewalk grade (NW2) and basement grade (NW3) of the subject site. Groundwater analytical results identified Dry cleaning related compounds remain present at the subject site from the initial baseline-sampling event. Contaminant decreases were identified within monitoring well NW-3 located within the basement and slight decreases occurred within monitoring well NW-2 located in the rear western portion of the subject site. NW-1 located in the front eastern portion remains below NYSDEC TOGS 1.1.1 GA values.

On October 23, 2014, CNS collected three groundwater samples from the three (3) monitoring wells, located in the front sidewalk grade (NW1), rear sidewalk grade (NW2) and basement grade (NW3) of the subject site. Groundwater analytical results did not identify any contaminants exceeding the NYSDEC TOGS 1.1.1 GA values.

On January 8, 2015, CNS collected three groundwater samples from the three (3) monitoring wells, located in the front sidewalk grade (NW1), rear sidewalk grade (NW2) and basement grade (NW3) of the subject site. Groundwater analytical results identified Dry cleaning related compounds remained present at the subject site from the initial baseline-sampling event. Contaminant increases were identified within monitoring all three monitoring wells when compared to the baseline analytical.

On June 3, 2015, CNS collected three groundwater samples from the three (3) monitoring wells, located in the front sidewalk grade (NW1), rear sidewalk grade (NW2) and basement grade (NW3) of the subject site. Groundwater analytical results identified groundwater contamination in NW2 has increased in concentration, while NW1 and NW3 have seen an overall reduction in concentration when compared to the previous quarters analytical.

3.0 FIELD ACTIVITIES

On Tuesday, September 8, 2015, CNS collected groundwater samples from three (3) existing monitoring wells NW-1, NW-2 and NW-3 (See Figure II: Monitoring Well Locations). Prior to collecting the groundwater samples, CNS measured the depth to groundwater from the top of the well casings utilizing an electronic Keck Water Level Meter. Previous sampling events occurred on November 21, 2013, April 14, 2014, July 14, 2014, October 23, 2014, January 8, 2015, and June 3, 2015.

Prior to sampling, the wells were purged of 3 to 5 well volumes utilizing a low flow submersible pump with disposable tubing. In addition, after the final well purge within each monitoring well, measurements for temperature, conductivity, pH, dissolved oxygen and oxygen-reduction potential (ORP) were collected, utilizing a YSI 556 Multi Probe System within non-chemically analyzed clean sample jars. See Table I for Groundwater Measurements.

The collected groundwater samples were collected in accordance with USEPA “Test Methods for Evaluating Solid Waste, Physical/Chemical Methods” (SW-846) and analyzed for VOCs in accordance with NYSDEC Protocols under EPA analytical Methods 8260. The groundwater samples were placed in laboratory supplied glassware, packed in an ice-filled cooler accompanied by chain-of-custody documentation and picked up by Phoenix Environmental Laboratories, Inc. and transported to their facility located at 587 East Middle Turnpike, Manchester, CT 06040. See Appendix A for Laboratory Analytical Data Sheets.

The collected groundwater samples were compared against the NYSDEC's Technical & Operational Guidance Series (TOGS) 1.1.1 Ambient Water Quality Standards and Groundwater Effluent Limitations (NYSDEC Groundwater Standards). A summary of the analytical results are presented in Table II herein.

4.0 GROUNDWATER MEASUREMENT PARAMETERS

As indicated in Table I below, temperature levels ranged between 68.47 °F through 70.48 °F with an average temperature of 69.39 °F. pH levels ranged between -4.21 through 9.63. Dissolved Oxygen levels ranged between 1.57 through 2.63 mg/l. Qualitative ORP levels ranged from -122.1 through 520.8

Table I: Groundwater Measurements

Monitoring Well #	NW-1					
Sampling Event	Q2	Q3	Q4	Q1	Q2	Q3
Date	4/11/2014	7/14/2014	10/23/2014	1/8/2015	6/3/2015	9/8/2015
Depth to Groundwater	11'7"	11'4"	11'6"	13'11"	11'6"	11.8'
Time Collected	12:01	12:44	15:59	15:51	16:21	1550
Temperature (F°)	53.26	63.79	65.08	59.05	61	70.48
Conductivity (m ^s /cm)	0.016	9.56	26.52	21.12	40.87	39.87
Dissolved Oxygen (mg/L)	0.012	2.08	3.80	4.01	4.96	2.00
pH	12.13	7.32	7.98	7.47	7.93	-4.21
ORP	7.47	-226.7	58.0	-65.5	30.2	520.8

Monitoring Well #	NW-2					
Sampling Event	Q2	Q3	Q4	Q1	Q2	Q3
Date	4/11/2014	7/14/2014	10/23/2014	1/8/2015	6/3/2015	9/8/2015
Depth to Groundwater	11'9"	12'	11'8"	12.2'	8'	12'
Time Collected	12:23	11:15	16:28	14:43	16:44	1529
Temperature (F°)	56.87	62.95	64.20	57.72	58.06	69.22
Conductivity (m ^s /cm)	0.009	60.53	26.14	20.34	26.76	31.39
Dissolved Oxygen (mg/L)	0.005	2.32	3.63	4.06	10.57	1.57
pH	12.35	7.32	7.92	7.50	7.93	9.42
ORP	7.22	-216.3	216.1	69.8	-30.2	-117.9

Monitoring Well #	NW-3					
Sampling Event	Q2	Q3	Q4	Q1	Q2	Q3
Date	4/11/2014	7/14/2014	10/23/2014	1/8/2015	6/3/2015	9/8/2015
Depth to Groundwater	3'	3'	3'	3'1"	3'	3.1'
Time Collected	12:28	11:58	17:01	15:10	17:39	1500
Temperature (F°)	52.43	63	66.29	61.11	65.33	68.47
Conductivity (m ^s /cm)	0.012	3.897	14.40	22.44	25.75	26.61
Dissolved Oxygen (mg/L)	0.009	2.38	6.80	4.05	3.76	2.63
pH	12.75	7.15	7.81	7.45	7.87	9.63
ORP	7.76	-207.6	288.4	50.50	-29.3	-122.1

5.0 GROUNDWATER ANALYTICAL RESULT INTERPRETATION

The subject site's baseline groundwater sampling event occurred on November 21, 2013. Current analytical results compared to the NYSDEC TOGS 1.1.1 GA values are summarized herein within Table II on the following page. Analytical results associated with this sampling event are as follows:

NW1-GW1E: The constituents cis-1, 2,-Dichloroethene, and Tetrachloroethene were detected above the laboratories minimum detection limit; however, the concentrations were not exceeding their respective NYSDEC TOGS 1.1.1 GA values.

Compared to the baseline analytical results, Tetrachloroethene has slightly increased in concentration; however remains below its respective NYSDEC TOGS 1.1.1 GA values. When compared to the previous quarter analytical, cis-1, 2,-Dichloroethene and Tetrachloroethene have increased in concentration and Methyl-tert-butyl ether is no longer identified in the current quarter.

NW2-GW2E: Cis-1,2,-Dichloroethene was detected at 580 ppb, Tetrachloroethene (PCE) was detected at 2,000 ppb, Trichloroethene (TCE) was detected at 350, and trans-1,2,-Dichloroethene was detected at 13 ppb, all exceeding their respective NYSDEC TOGS 1.1.1 GA values of 5.0 ppb, respectively.

Compared to the baseline analytical results, all identified VOC constituents have increased in concentration. When compared to the previous quarter, cis-1, 2,-Dichloroethene, Tetrachloroethene, and Trichloroethene have all increased with trans-1,2,-Dichloroethene now being detected again, in the current quarter.

NW3-GW3E: The constituents Chloromethane was detected at 1.2 ppb, below its respective NYSDEC TOGS 1.1.1 GA values of 5.0 ppb.

When compared to the previous quarter the constituents cis-1,2,-Dichloroethene, Methyl-tert-butyl ether, Tetrachloroethene, and Vinyl chloride are no longer identified above the laboratories minimum detection limit, in the recent quarter.

Table II: Groundwater Results Summary

Analyte	Contaminant	Monitoring Well # NW-1							NYSDEC GW Standards
		Baseline: 11/21/13 (15' bgs)	Q2: 4/11/14 (11'7" bgs)	Q3: 7/14/14 (11'4" bgs)	Q4: 10/23/14 (11'6" bgs)	Q1: 1/8/2015 (20' bgs)	Q2: 6/3/2015 (11'6" bgs)	Q3: 9/8/2015 (11.8' bgs)	
VOC	cis-1,2,-Dichloroethene (DCE)	ND	ND	ND	ND	ND	1.6	2.2	5
	Methyl-tert-butyl ether (MTBE)	ND	ND	ND	ND	1.4	1	ND	10
	Tetrachloroethene (PCE)	3.6	4.6	2.2	ND	16	3.9	4.9	5
	Trichloroethene (TCE)	ND	0.24	ND	ND	1	ND	ND	5
	4-Isopropyltoluene	ND	ND	ND	ND	ND	ND	ND	5
	trans-1,2,-Dichloroethene	ND	ND	ND	ND	ND	ND	ND	5
	Acetone	ND	2.3	ND	ND	ND	ND	ND	50
	Vinyl chloride	ND	ND	ND	ND	ND	ND	ND	2

Analyte	Contaminant	Monitoring Well # NW-2							NYSDEC GW Standards
		Baseline: 11/21/13 (15' bgs)	Q2: 4/11/14 (11'9" bgs)	Q3: 7/14/14 (12' bgs)	Q4: 10/23/14 (11' 8' bgs)	Q1: 1/8/2015 (9'2" bgs)	Q2: 6/3/2015 (8' bgs)	Q3: 9/8/2015 (12' bgs)	
VOC	cis-1,2,-Dichloroethene (DCE)	230	380	370	ND	ND	840	580	5
	Methyl-tert-butyl ether (MTBE)	2.8	ND	1.1	ND	ND	ND	ND	10
	Tetrachloroethene (PCE)	670	660	560	ND	940	930	2000	5
	Trichloroethene (TCE)	130	110	180	ND	220	290	350	5
	4-Isopropyltoluene	ND	ND	1.4	ND	ND	ND	ND	5
	trans-1,2,-Dichloroethene	2.6	7.2	5.0	ND	ND	ND	13	5
	Acetone	ND	13	2.0	ND	ND	ND	ND	50
	Vinyl chloride	ND	ND	ND	ND	ND	ND	ND	2

Analyte	Contaminant	Monitoring Well # NW-3							NYSDEC GW Standards
		Baseline: 11/21/13 (3'1" bgs)	Q2: 4/11/14 (3' bgs)	Q3: 7/14/14 (3' bgs)	Q4: 10/23/14 (3' bgs)	Q1: 1/8/2015 (9'2" bgs)	Q2: 6/3/2015 (3' bgs)	Q3: 9/8/2015 (3.1' bgs)	
VOC	Chloromethane	ND	ND	ND	ND	ND	ND	1.2	5
	cis-1,2,-Dichloroethene (DCE)	ND	7.1	1.8	ND	5.3	2.2	ND	5
	Methyl-tert-butyl ether (MTBE)	2	1.8	2.3	ND	2	2.4	ND	10
	Tetrachloroethene (PCE)	5.7	72	24	ND	74	12	ND	5
	Trichloroethene (TCE)	ND	11	2.8	ND	9	ND	ND	5
	4-Isopropyltoluene	ND	ND	ND	ND	ND	ND	ND	5
	trans-1,2,-Dichloroethene	ND	ND	ND	ND	ND	ND	ND	5
	Acetone	ND	13	ND	ND	ND	ND	ND	50
	Vinyl chloride	ND	ND	ND	ND	ND	1.3	ND	2

Notes: All results and guidance values are presented in parts per billion (ppb)
ND = Not Detected above laboratory's Minimum Detection Limit or Method of analysis and instrumentation
NYSDEC GW Standards = NYSDEC Division of Water Technical and Operational Guidance Series (1.1.1) Ambient Water Quality Standards & Guidance Values
Concentrations exceeding the NYSDEC GW Standards are highlighted in bold **RED**

6.0 CONCLUSIONS


Dry cleaning related compounds remain present at the subject site from the initial baseline sampling event. Contaminant increases were identified within monitoring well NW-2, it is CNS's opinion that these increases are likely attributed to the on-going construction activities where structural turbulence is disrupting the shallow groundwater table.

CNS will continue to monitor the groundwater contaminant levels at the subject site. The next groundwater sampling event is scheduled for December of 2015.

7.0 SIGNATURES

If you have any questions or require additional information regarding this project, please call me at (516) 932-3228.

Prepared by:



Wala Canario
Environmental Scientist

Reviewed and Approved by:



Charles Powers
President

8.0 PROJECT LIMITATIONS

This report is written for the use of Acadia Realty Trust LLC and its partners. No other party shall have any right to rely on this report or any service provided by CNS Environmental without prior written consent by Acadia Realty Trust LLC and CNS Environmental.

The subsurface investigation was performed in accordance with professional standards applicable to the industry today. The results of this assessment and the contents of this report are subject to revision based on future events and/or investigations. CNS Environmental assumes no responsibility for the property owner's actions related to the following:

- Violation of any federal, state or local statute or ordinance relating to identification or disposal of a hazardous substance or its constituents;
- Undertaking of, or arrangement for the handling, removal, treatment, storage, transportation, or disposal of hazardous substances or constituents found or identified, and;
- Changed conditions or hazardous substances or constituents introduced at the properties by Client or third persons to this contract during or after the completion of services provided by this report.

Therefore, the findings, conclusions and recommendations presented herein are based solely on the aforementioned scope of work and information gathering. Incomplete or outstanding information identified throughout this report is considered a limitation to the assessment.

All findings, conclusions and recommendations stated in this report are based upon facts, circumstances and industry-accepted procedures for such services, as they existed at the time this report was prepared. All findings, conclusions and recommendations stated in this reports are based on the data and information provided and observations and conditions that existed on the date and timework was performed. Responses received from local, state, or federal agencies or other out-sourced or other secondary sources of information after the issuance of this report may change certain facts, findings, conclusions or circumstances to the report. A change in fact, circumstance or industry-accepted procedure upon which this report was based may adversely affect the findings, conclusions and recommendations expressed in this report and is considered a limitation.

Figure I
Site Location Map

Subject Site

[NYCityMap](#)

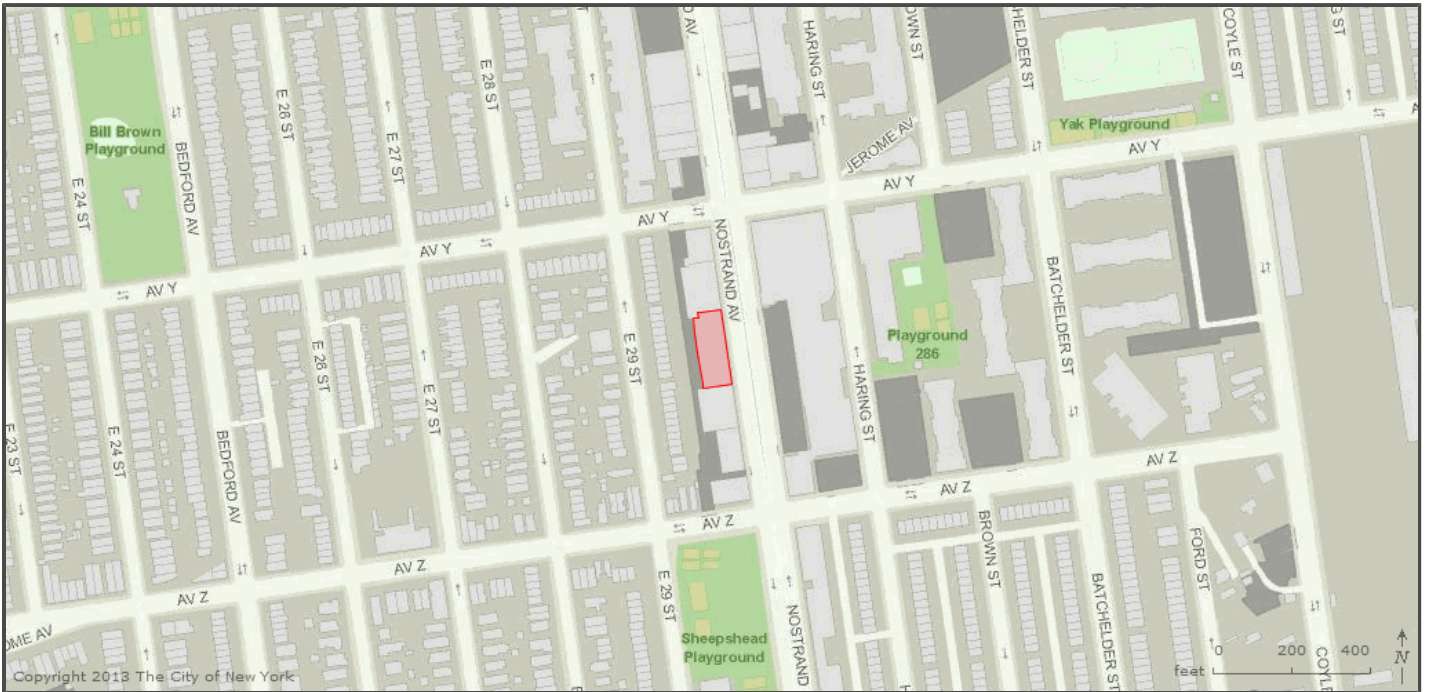
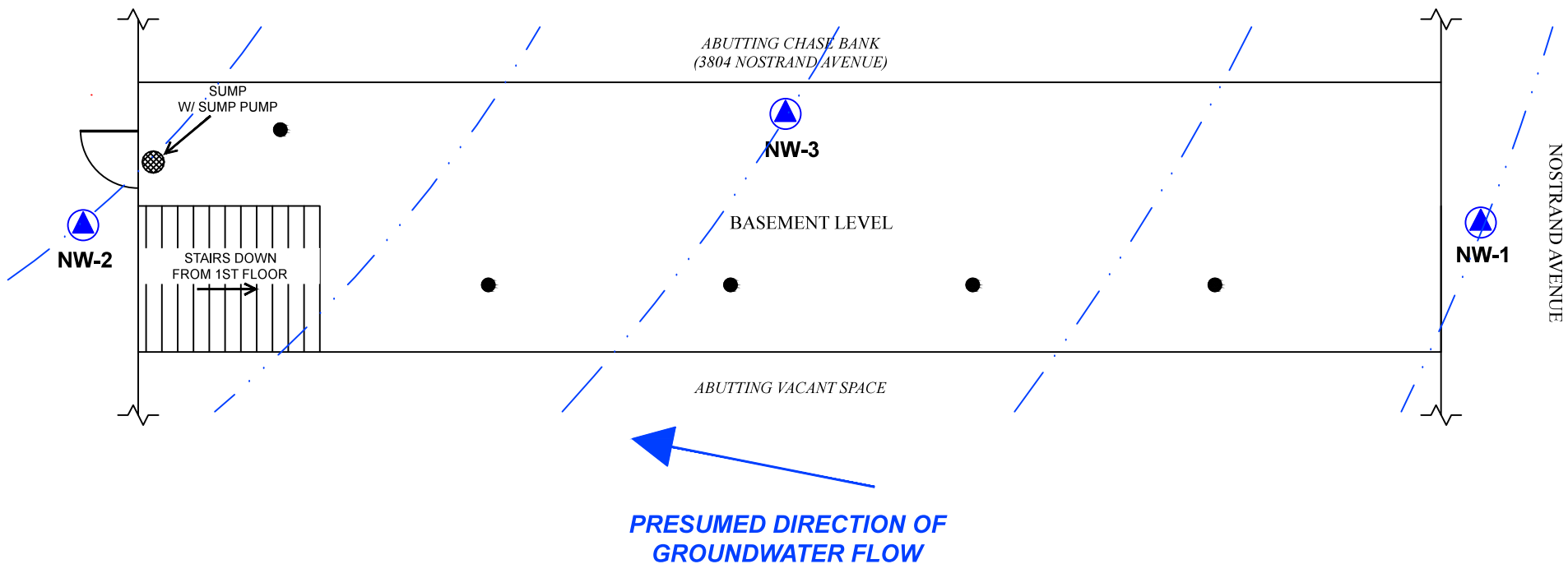



Figure II
Monitoring Well Locations



LEGEND:

- = COLUMNS
- ⬆ = MONITORING WELL LOCATION
- . - = GROUNDWATER CONTOURS



208 NEWTOWN ROAD
PLAINVIEW, NY 11803

FIGURE II

MONITORING WELL LOCATIONS

SCALE: 1" = 10'

PREPARED FOR:

ACADIA REALTY TRUST LLC
1311 MAMARONECK AVE, WHITE PLAINS, NY 10605

SUBJECT SITE:

VACANT TENANT SPACE AT NOSTRAND PLACE
3806 NOSTRAND AVENUE
BROOKLYN, NEW YORK

DATE:

JANUARY 8, 2015

CNS JOB #:

D196

DWN BY:

JL

CKD BY:

WC

APPRVD BY:

CP

Appendix A

Laboratory Analytical Report w/ Chain-of-Custody



Tuesday, September 15, 2015

Attn: Mr. Charles Powers
CNS Management Corp
208 Newtown Road
Plainview, NY 11803-4307

Project ID: ACADIA REALTY TRUST
Sample ID#s: BJ89529 - BJ89531

This laboratory is in compliance with the NELAC requirements of procedures used except where indicated.

This report contains results for the parameters tested, under the sampling conditions described on the Chain Of Custody, as received by the laboratory.

A scanned version of the COC form accompanies the analytical report and is an exact duplicate of the original.

Enclosed are revised Analysis Report pages. Please replace and discard the original pages. If you have any questions concerning this testing, please do not hesitate to contact Phoenix Client Services at ext. 200.

Sincerely yours,

A handwritten signature in black ink, appearing to read "Phyllis Shiller".

Phyllis Shiller
Laboratory Director

NELAC - #NY11301
CT Lab Registration #PH-0618
MA Lab Registration #MA-CT-007
ME Lab Registration #CT-007
NH Lab Registration #213693-A,B

NJ Lab Registration #CT-003
NY Lab Registration #11301
PA Lab Registration #68-03530
RI Lab Registration #63
VT Lab Registration #VT11301



Environmental Laboratories, Inc.
587 East Middle Turnpike, P.O.Box 370, Manchester, CT 06045
Tel. (860) 645-1102 Fax (860) 645-0823



Analysis Report

September 15, 2015

FOR: Attn: Mr. Charles Powers
CNS Management Corp
208 Newtown Road
Plainview, NY 11803-4307

Sample Information

Matrix: WATER
Location Code: CNS
Rush Request: 72 Hour
P.O.#:

Custody Information

Collected by:
Received by: LB
Analyzed by: see "By" below

Date

09/08/15

Time

15:59

09/09/15

17:33

Laboratory Data

SDG ID: GBJ89529
Phoenix ID: BJ89529

Project ID: ACADIA REALTY TRUST
Client ID: NW1-GW1F

Parameter	Result	RL/ PQL	Units	Dilution	Date/Time	By	Reference
<u>Volatiles</u>							
1,1,1,2-Tetrachloroethane	ND	1.0	ug/L	1	09/09/15	MH	SW8260C
1,1,1-Trichloroethane	ND	1.0	ug/L	1	09/09/15	MH	SW8260C
1,1,2,2-Tetrachloroethane	ND	0.50	ug/L	1	09/09/15	MH	SW8260C
1,1,2-Trichloroethane	ND	1.0	ug/L	1	09/09/15	MH	SW8260C
1,1-Dichloroethane	ND	1.0	ug/L	1	09/09/15	MH	SW8260C
1,1-Dichloroethene	ND	1.0	ug/L	1	09/09/15	MH	SW8260C
1,1-Dichloropropene	ND	1.0	ug/L	1	09/09/15	MH	SW8260C
1,2,3-Trichlorobenzene	ND	1.0	ug/L	1	09/09/15	MH	SW8260C
1,2,3-Trichloropropane	ND	1.0	ug/L	1	09/09/15	MH	SW8260C
1,2,4-Trichlorobenzene	ND	1.0	ug/L	1	09/09/15	MH	SW8260C
1,2,4-Trimethylbenzene	ND	1.0	ug/L	1	09/09/15	MH	SW8260C
1,2-Dibromo-3-chloropropane	ND	1.0	ug/L	1	09/09/15	MH	SW8260C
1,2-Dibromoethane	ND	1.0	ug/L	1	09/09/15	MH	SW8260C
1,2-Dichlorobenzene	ND	1.0	ug/L	1	09/09/15	MH	SW8260C
1,2-Dichloroethane	ND	0.60	ug/L	1	09/09/15	MH	SW8260C
1,2-Dichloropropane	ND	1.0	ug/L	1	09/09/15	MH	SW8260C
1,3,5-Trimethylbenzene	ND	1.0	ug/L	1	09/09/15	MH	SW8260C
1,3-Dichlorobenzene	ND	1.0	ug/L	1	09/09/15	MH	SW8260C
1,3-Dichloropropane	ND	1.0	ug/L	1	09/09/15	MH	SW8260C
1,4-Dichlorobenzene	ND	1.0	ug/L	1	09/09/15	MH	SW8260C
2,2-Dichloropropane	ND	1.0	ug/L	1	09/09/15	MH	SW8260C
2-Chlorotoluene	ND	1.0	ug/L	1	09/09/15	MH	SW8260C
2-Hexanone	ND	5.0	ug/L	1	09/09/15	MH	SW8260C
2-Isopropyltoluene	ND	1.0	ug/L	1	09/09/15	MH	SW8260C
4-Chlorotoluene	ND	1.0	ug/L	1	09/09/15	MH	SW8260C
4-Methyl-2-pentanone	ND	5.0	ug/L	1	09/09/15	MH	SW8260C

Parameter	Result	RL/ PQL	Units	Dilution	Date/Time	By	Reference
Acetone	ND	25	ug/L	1	09/09/15	MH	SW8260C
Acrylonitrile	ND	5.0	ug/L	1	09/09/15	MH	SW8260C
Benzene	ND	0.70	ug/L	1	09/09/15	MH	SW8260C
Bromobenzene	ND	1.0	ug/L	1	09/09/15	MH	SW8260C
Bromochloromethane	ND	1.0	ug/L	1	09/09/15	MH	SW8260C
Bromodichloromethane	ND	0.50	ug/L	1	09/09/15	MH	SW8260C
Bromoform	ND	1.0	ug/L	1	09/09/15	MH	SW8260C
Bromomethane	ND	1.0	ug/L	1	09/09/15	MH	SW8260C
Carbon Disulfide	ND	5.0	ug/L	1	09/09/15	MH	SW8260C
Carbon tetrachloride	ND	1.0	ug/L	1	09/09/15	MH	SW8260C
Chlorobenzene	ND	1.0	ug/L	1	09/09/15	MH	SW8260C
Chloroethane	ND	1.0	ug/L	1	09/09/15	MH	SW8260C
Chloroform	ND	1.0	ug/L	1	09/09/15	MH	SW8260C
Chloromethane	ND	1.0	ug/L	1	09/09/15	MH	SW8260C
cis-1,2-Dichloroethene	2.2	1.0	ug/L	1	09/09/15	MH	SW8260C
cis-1,3-Dichloropropene	ND	0.40	ug/L	1	09/09/15	MH	SW8260C
Dibromochloromethane	ND	0.50	ug/L	1	09/09/15	MH	SW8260C
Dibromomethane	ND	1.0	ug/L	1	09/09/15	MH	SW8260C
Dichlorodifluoromethane	ND	1.0	ug/L	1	09/09/15	MH	SW8260C
Ethylbenzene	ND	1.0	ug/L	1	09/09/15	MH	SW8260C
Hexachlorobutadiene	ND	0.40	ug/L	1	09/09/15	MH	SW8260C
Isopropylbenzene	ND	1.0	ug/L	1	09/09/15	MH	SW8260C
m&p-Xylene	ND	1.0	ug/L	1	09/09/15	MH	SW8260C
Methyl ethyl ketone	ND	5.0	ug/L	1	09/09/15	MH	SW8260C
Methyl t-butyl ether (MTBE)	ND	1.0	ug/L	1	09/09/15	MH	SW8260C
Methylene chloride	ND	1.0	ug/L	1	09/09/15	MH	SW8260C
Naphthalene	ND	1.0	ug/L	1	09/09/15	MH	SW8260C
n-Butylbenzene	ND	1.0	ug/L	1	09/09/15	MH	SW8260C
n-Propylbenzene	ND	1.0	ug/L	1	09/09/15	MH	SW8260C
o-Xylene	ND	1.0	ug/L	1	09/09/15	MH	SW8260C
p-Isopropyltoluene	ND	1.0	ug/L	1	09/09/15	MH	SW8260C
sec-Butylbenzene	ND	1.0	ug/L	1	09/09/15	MH	SW8260C
Styrene	ND	1.0	ug/L	1	09/09/15	MH	SW8260C
tert-Butylbenzene	ND	1.0	ug/L	1	09/09/15	MH	SW8260C
Tetrachloroethene	4.9	1.0	ug/L	1	09/09/15	MH	SW8260C
Tetrahydrofuran (THF)	ND	2.5	ug/L	1	09/09/15	MH	SW8260C
Toluene	ND	1.0	ug/L	1	09/09/15	MH	SW8260C
Total Xylenes	ND	1.0	ug/L	1	09/09/15	MH	SW8260C
trans-1,2-Dichloroethene	ND	1.0	ug/L	1	09/09/15	MH	SW8260C
trans-1,3-Dichloropropene	ND	0.40	ug/L	1	09/09/15	MH	SW8260C
trans-1,4-dichloro-2-butene	ND	5.0	ug/L	1	09/09/15	MH	SW8260C
Trichloroethene	ND	1.0	ug/L	1	09/09/15	MH	SW8260C
Trichlorofluoromethane	ND	1.0	ug/L	1	09/09/15	MH	SW8260C
Trichlorotrifluoroethane	ND	1.0	ug/L	1	09/09/15	MH	SW8260C
Vinyl chloride	ND	1.0	ug/L	1	09/09/15	MH	SW8260C
<u>QA/QC Surrogates</u>							
% 1,2-dichlorobenzene-d4	103		%	1	09/09/15	MH	70 - 130 %
% Bromofluorobenzene	98		%	1	09/09/15	MH	70 - 130 %
% Dibromofluoromethane	103		%	1	09/09/15	MH	70 - 130 %

Parameter	Result	RL/ PQL	Units	Dilution	Date/Time	By	Reference
% Toluene-d8	99		%	1	09/09/15	MH	70 - 130 %

1 = This parameter is not certified by NY NELAC for this matrix. NY NELAC does not offer certification for all parameters at this time.

RL/PQL=Reporting/Practical Quantitation Level (Equivalent to NELAC LOQ, Limit of Quantitation) ND=Not Detected

BRL=Below Reporting Level

Comments:

If there are any questions regarding this data, please call Phoenix Client Services at extension 200.
This report must not be reproduced except in full as defined by the attached chain of custody.



Phyllis Shiller, Laboratory Director

September 15, 2015

Reviewed and Released by: Sarah Bell, Project Manager



Environmental Laboratories, Inc.
587 East Middle Turnpike, P.O.Box 370, Manchester, CT 06045
Tel. (860) 645-1102 Fax (860) 645-0823



Analysis Report

September 15, 2015

FOR: Attn: Mr. Charles Powers
CNS Management Corp
208 Newtown Road
Plainview, NY 11803-4307

Sample Information

Matrix: WATER
Location Code: CNS
Rush Request: 72 Hour
P.O.#:

Custody Information

Collected by:
Received by: LB
Analyzed by: see "By" below

Date

09/08/15

Time

15:29

09/09/15 17:33

Laboratory Data

SDG ID: GBJ89529
Phoenix ID: BJ89530

Project ID: ACADIA REALTY TRUST
Client ID: NW2-GW2F

Parameter	Result	RL/ PQL	Units	Dilution	Date/Time	By	Reference
<u>Volatiles</u>							
1,1,1,2-Tetrachloroethane	ND	1.0	ug/L	1	09/09/15	MH	SW8260C
1,1,1-Trichloroethane	ND	1.0	ug/L	1	09/09/15	MH	SW8260C
1,1,2,2-Tetrachloroethane	ND	0.50	ug/L	1	09/09/15	MH	SW8260C
1,1,2-Trichloroethane	ND	1.0	ug/L	1	09/09/15	MH	SW8260C
1,1-Dichloroethane	ND	1.0	ug/L	1	09/09/15	MH	SW8260C
1,1-Dichloroethene	ND	1.0	ug/L	1	09/09/15	MH	SW8260C
1,1-Dichloropropene	ND	1.0	ug/L	1	09/09/15	MH	SW8260C
1,2,3-Trichlorobenzene	ND	1.0	ug/L	1	09/09/15	MH	SW8260C
1,2,3-Trichloropropane	ND	1.0	ug/L	1	09/09/15	MH	SW8260C
1,2,4-Trichlorobenzene	ND	1.0	ug/L	1	09/09/15	MH	SW8260C
1,2,4-Trimethylbenzene	ND	1.0	ug/L	1	09/09/15	MH	SW8260C
1,2-Dibromo-3-chloropropane	ND	1.0	ug/L	1	09/09/15	MH	SW8260C
1,2-Dibromoethane	ND	1.0	ug/L	1	09/09/15	MH	SW8260C
1,2-Dichlorobenzene	ND	1.0	ug/L	1	09/09/15	MH	SW8260C
1,2-Dichloroethane	ND	0.60	ug/L	1	09/09/15	MH	SW8260C
1,2-Dichloropropane	ND	1.0	ug/L	1	09/09/15	MH	SW8260C
1,3,5-Trimethylbenzene	ND	1.0	ug/L	1	09/09/15	MH	SW8260C
1,3-Dichlorobenzene	ND	1.0	ug/L	1	09/09/15	MH	SW8260C
1,3-Dichloropropane	ND	1.0	ug/L	1	09/09/15	MH	SW8260C
1,4-Dichlorobenzene	ND	1.0	ug/L	1	09/09/15	MH	SW8260C
2,2-Dichloropropane	ND	1.0	ug/L	1	09/09/15	MH	SW8260C
2-Chlorotoluene	ND	1.0	ug/L	1	09/09/15	MH	SW8260C
2-Hexanone	ND	5.0	ug/L	1	09/09/15	MH	SW8260C
2-Isopropyltoluene	ND	1.0	ug/L	1	09/09/15	MH	SW8260C
4-Chlorotoluene	ND	1.0	ug/L	1	09/09/15	MH	SW8260C
4-Methyl-2-pentanone	ND	5.0	ug/L	1	09/09/15	MH	SW8260C

Parameter	Result	RL/ PQL	Units	Dilution	Date/Time	By	Reference
Acetone	ND	25	ug/L	1	09/09/15	MH	SW8260C
Acrylonitrile	ND	5.0	ug/L	1	09/09/15	MH	SW8260C
Benzene	ND	0.70	ug/L	1	09/09/15	MH	SW8260C
Bromobenzene	ND	1.0	ug/L	1	09/09/15	MH	SW8260C
Bromochloromethane	ND	1.0	ug/L	1	09/09/15	MH	SW8260C
Bromodichloromethane	ND	0.50	ug/L	1	09/09/15	MH	SW8260C
Bromoform	ND	1.0	ug/L	1	09/09/15	MH	SW8260C
Bromomethane	ND	1.0	ug/L	1	09/09/15	MH	SW8260C
Carbon Disulfide	ND	5.0	ug/L	1	09/09/15	MH	SW8260C
Carbon tetrachloride	ND	1.0	ug/L	1	09/09/15	MH	SW8260C
Chlorobenzene	ND	1.0	ug/L	1	09/09/15	MH	SW8260C
Chloroethane	ND	1.0	ug/L	1	09/09/15	MH	SW8260C
Chloroform	ND	1.0	ug/L	1	09/09/15	MH	SW8260C
Chloromethane	ND	1.0	ug/L	1	09/09/15	MH	SW8260C
cis-1,2-Dichloroethene	580	100	ug/L	100	09/11/15	MH	SW8260C
cis-1,3-Dichloropropene	ND	0.40	ug/L	1	09/09/15	MH	SW8260C
Dibromochloromethane	ND	0.50	ug/L	1	09/09/15	MH	SW8260C
Dibromomethane	ND	1.0	ug/L	1	09/09/15	MH	SW8260C
Dichlorodifluoromethane	ND	1.0	ug/L	1	09/09/15	MH	SW8260C
Ethylbenzene	ND	1.0	ug/L	1	09/09/15	MH	SW8260C
Hexachlorobutadiene	ND	0.40	ug/L	1	09/09/15	MH	SW8260C
Isopropylbenzene	ND	1.0	ug/L	1	09/09/15	MH	SW8260C
m&p-Xylene	ND	1.0	ug/L	1	09/09/15	MH	SW8260C
Methyl ethyl ketone	ND	5.0	ug/L	1	09/09/15	MH	SW8260C
Methyl t-butyl ether (MTBE)	ND	1.0	ug/L	1	09/09/15	MH	SW8260C
Methylene chloride	ND	1.0	ug/L	1	09/09/15	MH	SW8260C
Naphthalene	ND	1.0	ug/L	1	09/09/15	MH	SW8260C
n-Butylbenzene	ND	1.0	ug/L	1	09/09/15	MH	SW8260C
n-Propylbenzene	ND	1.0	ug/L	1	09/09/15	MH	SW8260C
o-Xylene	ND	1.0	ug/L	1	09/09/15	MH	SW8260C
p-Isopropyltoluene	ND	1.0	ug/L	1	09/09/15	MH	SW8260C
sec-Butylbenzene	ND	1.0	ug/L	1	09/09/15	MH	SW8260C
Styrene	ND	1.0	ug/L	1	09/09/15	MH	SW8260C
tert-Butylbenzene	ND	1.0	ug/L	1	09/09/15	MH	SW8260C
Tetrachloroethene	2000	100	ug/L	100	09/11/15	MH	SW8260C
Tetrahydrofuran (THF)	ND	2.5	ug/L	1	09/09/15	MH	SW8260C
Toluene	ND	1.0	ug/L	1	09/09/15	MH	SW8260C
Total Xylenes	ND	1.0	ug/L	1	09/09/15	MH	SW8260C
trans-1,2-Dichloroethene	13	1.0	ug/L	1	09/09/15	MH	SW8260C
trans-1,3-Dichloropropene	ND	0.40	ug/L	1	09/09/15	MH	SW8260C
trans-1,4-dichloro-2-butene	ND	5.0	ug/L	1	09/09/15	MH	SW8260C
Trichloroethene	350	100	ug/L	100	09/11/15	MH	SW8260C
Trichlorofluoromethane	ND	1.0	ug/L	1	09/09/15	MH	SW8260C
Trichlorotrifluoroethane	ND	1.0	ug/L	1	09/09/15	MH	SW8260C
Vinyl chloride	ND	1.0	ug/L	1	09/09/15	MH	SW8260C
<u>QA/QC Surrogates</u>							
% 1,2-dichlorobenzene-d4	100		%	1	09/09/15	MH	70 - 130 %
% Bromofluorobenzene	99		%	1	09/09/15	MH	70 - 130 %
% Dibromofluoromethane	105		%	1	09/09/15	MH	70 - 130 %

Parameter	Result	RL/ PQL	Units	Dilution	Date/Time	By	Reference
% Toluene-d8	113		%	1	09/09/15	MH	70 - 130 %

1 = This parameter is not certified by NY NELAC for this matrix. NY NELAC does not offer certification for all parameters at this time.

RL/PQL=Reporting/Practical Quantitation Level (Equivalent to NELAC LOQ, Limit of Quantitation) ND=Not Detected

BRL=Below Reporting Level

Comments:

If there are any questions regarding this data, please call Phoenix Client Services at extension 200.

This report must not be reproduced except in full as defined by the attached chain of custody.



Phyllis Shiller, Laboratory Director

September 15, 2015

Reviewed and Released by: Sarah Bell, Project Manager



Environmental Laboratories, Inc.
587 East Middle Turnpike, P.O.Box 370, Manchester, CT 06045
Tel. (860) 645-1102 Fax (860) 645-0823



Analysis Report

September 15, 2015

FOR: Attn: Mr. Charles Powers
CNS Management Corp
208 Newtown Road
Plainview, NY 11803-4307

Sample Information

Matrix: WATER
Location Code: CNS
Rush Request: 72 Hour
P.O.#:

Custody Information

Collected by:
Received by: LB
Analyzed by: see "By" below

Date Time

09/08/15 15:00
09/09/15 17:33

Laboratory Data

SDG ID: GBJ89529
Phoenix ID: BJ89531

Project ID: ACADIA REALTY TRUST
Client ID: NW3-GW3F

Parameter	Result	RL/ PQL	Units	Dilution	Date/Time	By	Reference
<u>Volatiles</u>							
1,1,1,2-Tetrachloroethane	ND	1.0	ug/L	1	09/10/15	MH	SW8260C
1,1,1-Trichloroethane	ND	1.0	ug/L	1	09/10/15	MH	SW8260C
1,1,2,2-Tetrachloroethane	ND	0.50	ug/L	1	09/10/15	MH	SW8260C
1,1,2-Trichloroethane	ND	1.0	ug/L	1	09/10/15	MH	SW8260C
1,1-Dichloroethane	ND	1.0	ug/L	1	09/10/15	MH	SW8260C
1,1-Dichloroethene	ND	1.0	ug/L	1	09/10/15	MH	SW8260C
1,1-Dichloropropene	ND	1.0	ug/L	1	09/10/15	MH	SW8260C
1,2,3-Trichlorobenzene	ND	1.0	ug/L	1	09/10/15	MH	SW8260C
1,2,3-Trichloropropane	ND	1.0	ug/L	1	09/10/15	MH	SW8260C
1,2,4-Trichlorobenzene	ND	1.0	ug/L	1	09/10/15	MH	SW8260C
1,2,4-Trimethylbenzene	ND	1.0	ug/L	1	09/10/15	MH	SW8260C
1,2-Dibromo-3-chloropropane	ND	1.0	ug/L	1	09/10/15	MH	SW8260C
1,2-Dibromoethane	ND	1.0	ug/L	1	09/10/15	MH	SW8260C
1,2-Dichlorobenzene	ND	1.0	ug/L	1	09/10/15	MH	SW8260C
1,2-Dichloroethane	ND	0.60	ug/L	1	09/10/15	MH	SW8260C
1,2-Dichloropropane	ND	1.0	ug/L	1	09/10/15	MH	SW8260C
1,3,5-Trimethylbenzene	ND	1.0	ug/L	1	09/10/15	MH	SW8260C
1,3-Dichlorobenzene	ND	1.0	ug/L	1	09/10/15	MH	SW8260C
1,3-Dichloropropane	ND	1.0	ug/L	1	09/10/15	MH	SW8260C
1,4-Dichlorobenzene	ND	1.0	ug/L	1	09/10/15	MH	SW8260C
2,2-Dichloropropane	ND	1.0	ug/L	1	09/10/15	MH	SW8260C
2-Chlorotoluene	ND	1.0	ug/L	1	09/10/15	MH	SW8260C
2-Hexanone	ND	5.0	ug/L	1	09/10/15	MH	SW8260C
2-Isopropyltoluene	ND	1.0	ug/L	1	09/10/15	MH	SW8260C
4-Chlorotoluene	ND	1.0	ug/L	1	09/10/15	MH	SW8260C
4-Methyl-2-pentanone	ND	5.0	ug/L	1	09/10/15	MH	SW8260C

Parameter	Result	RL/ PQL	Units	Dilution	Date/Time	By	Reference
Acetone	ND	25	ug/L	1	09/10/15	MH	SW8260C
Acrylonitrile	ND	5.0	ug/L	1	09/10/15	MH	SW8260C
Benzene	ND	0.70	ug/L	1	09/10/15	MH	SW8260C
Bromobenzene	ND	1.0	ug/L	1	09/10/15	MH	SW8260C
Bromochloromethane	ND	1.0	ug/L	1	09/10/15	MH	SW8260C
Bromodichloromethane	ND	0.50	ug/L	1	09/10/15	MH	SW8260C
Bromoform	ND	1.0	ug/L	1	09/10/15	MH	SW8260C
Bromomethane	ND	1.0	ug/L	1	09/10/15	MH	SW8260C
Carbon Disulfide	ND	5.0	ug/L	1	09/10/15	MH	SW8260C
Carbon tetrachloride	ND	1.0	ug/L	1	09/10/15	MH	SW8260C
Chlorobenzene	ND	1.0	ug/L	1	09/10/15	MH	SW8260C
Chloroethane	ND	1.0	ug/L	1	09/10/15	MH	SW8260C
Chloroform	ND	1.0	ug/L	1	09/10/15	MH	SW8260C
Chloromethane	1.2	1.0	ug/L	1	09/10/15	MH	SW8260C
cis-1,2-Dichloroethene	ND	1.0	ug/L	1	09/10/15	MH	SW8260C
cis-1,3-Dichloropropene	ND	0.40	ug/L	1	09/10/15	MH	SW8260C
Dibromochloromethane	ND	0.50	ug/L	1	09/10/15	MH	SW8260C
Dibromomethane	ND	1.0	ug/L	1	09/10/15	MH	SW8260C
Dichlorodifluoromethane	ND	1.0	ug/L	1	09/10/15	MH	SW8260C
Ethylbenzene	ND	1.0	ug/L	1	09/10/15	MH	SW8260C
Hexachlorobutadiene	ND	0.40	ug/L	1	09/10/15	MH	SW8260C
Isopropylbenzene	ND	1.0	ug/L	1	09/10/15	MH	SW8260C
m&p-Xylene	ND	1.0	ug/L	1	09/10/15	MH	SW8260C
Methyl ethyl ketone	ND	5.0	ug/L	1	09/10/15	MH	SW8260C
Methyl t-butyl ether (MTBE)	ND	1.0	ug/L	1	09/10/15	MH	SW8260C
Methylene chloride	ND	1.0	ug/L	1	09/10/15	MH	SW8260C
Naphthalene	ND	1.0	ug/L	1	09/10/15	MH	SW8260C
n-Butylbenzene	ND	1.0	ug/L	1	09/10/15	MH	SW8260C
n-Propylbenzene	ND	1.0	ug/L	1	09/10/15	MH	SW8260C
o-Xylene	ND	1.0	ug/L	1	09/10/15	MH	SW8260C
p-Isopropyltoluene	ND	1.0	ug/L	1	09/10/15	MH	SW8260C
sec-Butylbenzene	ND	1.0	ug/L	1	09/10/15	MH	SW8260C
Styrene	ND	1.0	ug/L	1	09/10/15	MH	SW8260C
tert-Butylbenzene	ND	1.0	ug/L	1	09/10/15	MH	SW8260C
Tetrachloroethene	ND	1.0	ug/L	1	09/10/15	MH	SW8260C
Tetrahydrofuran (THF)	ND	2.5	ug/L	1	09/10/15	MH	SW8260C
Toluene	ND	1.0	ug/L	1	09/10/15	MH	SW8260C
Total Xylenes	ND	1.0	ug/L	1	09/10/15	MH	SW8260C
trans-1,2-Dichloroethene	ND	1.0	ug/L	1	09/10/15	MH	SW8260C
trans-1,3-Dichloropropene	ND	0.40	ug/L	1	09/10/15	MH	SW8260C
trans-1,4-dichloro-2-butene	ND	5.0	ug/L	1	09/10/15	MH	SW8260C
Trichloroethene	ND	1.0	ug/L	1	09/10/15	MH	SW8260C
Trichlorofluoromethane	ND	1.0	ug/L	1	09/10/15	MH	SW8260C
Trichlorotrifluoroethane	ND	1.0	ug/L	1	09/10/15	MH	SW8260C
Vinyl chloride	ND	1.0	ug/L	1	09/10/15	MH	SW8260C
<u>QA/QC Surrogates</u>							
% 1,2-dichlorobenzene-d4	102		%	1	09/10/15	MH	70 - 130 %
% Bromofluorobenzene	101		%	1	09/10/15	MH	70 - 130 %
% Dibromofluoromethane	101		%	1	09/10/15	MH	70 - 130 %

Parameter	Result	RL/ PQL	Units	Dilution	Date/Time	By	Reference
% Toluene-d8	100		%	1	09/10/15	MH	70 - 130 %

1 = This parameter is not certified by NY NELAC for this matrix. NY NELAC does not offer certification for all parameters at this time.

RL/PQL=Reporting/Practical Quantitation Level (Equivalent to NELAC LOQ, Limit of Quantitation) ND=Not Detected

BRL=Below Reporting Level

Comments:

If there are any questions regarding this data, please call Phoenix Client Services at extension 200.
This report must not be reproduced except in full as defined by the attached chain of custody.



Phyllis Shiller, Laboratory Director

September 15, 2015

Reviewed and Released by: Sarah Bell, Project Manager



Environmental Laboratories, Inc.
587 East Middle Turnpike, P.O.Box 370, Manchester, CT 06045
Tel. (860) 645-1102 Fax (860) 645-0823



QA/QC Report

September 15, 2015

QA/QC Data

SDG I.D.: GBJ89529

Parameter	Blk		LCS %	LCSD %	LCS RPD	MS %	MSD %	MS RPD	%	%
	Blank	RL							Rec Limits	RPD Limits
QA/QC Batch 319851 (ug/L), QC Sample No: BJ88962 (BJ89529, BJ89530)										
<u>Volatiles - Water</u>										
1,1,1,2-Tetrachloroethane	ND	1.0	98	95	3.1				70 - 130	30
1,1,1-Trichloroethane	ND	1.0	94	90	4.3				70 - 130	30
1,1,2,2-Tetrachloroethane	ND	0.50	102	101	1.0				70 - 130	30
1,1,2-Trichloroethane	ND	1.0	97	94	3.1				70 - 130	30
1,1-Dichloroethane	ND	1.0	92	89	3.3				70 - 130	30
1,1-Dichloroethene	ND	1.0	93	88	5.5				70 - 130	30
1,1-Dichloropropene	ND	1.0	90	88	2.2				70 - 130	30
1,2,3-Trichlorobenzene	ND	1.0	102	92	10.3				70 - 130	30
1,2,3-Trichloropropane	ND	1.0	97	97	0.0				70 - 130	30
1,2,4-Trichlorobenzene	ND	1.0	101	93	8.2				70 - 130	30
1,2,4-Trimethylbenzene	ND	1.0	90	86	4.5				70 - 130	30
1,2-Dibromo-3-chloropropane	ND	1.0	103	102	1.0				70 - 130	30
1,2-Dibromoethane	ND	1.0	98	97	1.0				70 - 130	30
1,2-Dichlorobenzene	ND	1.0	95	91	4.3				70 - 130	30
1,2-Dichloroethane	ND	1.0	96	95	1.0				70 - 130	30
1,2-Dichloropropane	ND	1.0	95	92	3.2				70 - 130	30
1,3,5-Trimethylbenzene	ND	1.0	91	89	2.2				70 - 130	30
1,3-Dichlorobenzene	ND	1.0	94	91	3.2				70 - 130	30
1,3-Dichloropropane	ND	1.0	96	95	1.0				70 - 130	30
1,4-Dichlorobenzene	ND	1.0	93	90	3.3				70 - 130	30
2,2-Dichloropropane	ND	1.0	95	89	6.5				70 - 130	30
2-Chlorotoluene	ND	1.0	92	90	2.2				70 - 130	30
2-Hexanone	ND	5.0	97	94	3.1				70 - 130	30
2-Isopropyltoluene	ND	1.0	93	91	2.2				70 - 130	30
4-Chlorotoluene	ND	1.0	92	89	3.3				70 - 130	30
4-Methyl-2-pentanone	ND	5.0	96	95	1.0				70 - 130	30
Acetone	ND	5.0	93	89	4.4				70 - 130	30
Acrylonitrile	ND	5.0	101	100	1.0				70 - 130	30
Benzene	ND	0.70	91	89	2.2				70 - 130	30
Bromobenzene	ND	1.0	94	93	1.1				70 - 130	30
Bromochloromethane	ND	1.0	100	98	2.0				70 - 130	30
Bromodichloromethane	ND	0.50	100	98	2.0				70 - 130	30
Bromoform	ND	1.0	105	99	5.9				70 - 130	30
Bromomethane	ND	1.0	96	86	11.0				70 - 130	30
Carbon Disulfide	ND	1.0	94	87	7.7				70 - 130	30
Carbon tetrachloride	ND	1.0	96	92	4.3				70 - 130	30
Chlorobenzene	ND	1.0	93	90	3.3				70 - 130	30
Chloroethane	ND	1.0	89	88	1.1				70 - 130	30
Chloroform	ND	1.0	93	92	1.1				70 - 130	30
Chloromethane	ND	1.0	87	78	10.9				70 - 130	30
cis-1,2-Dichloroethene	ND	1.0	96	93	3.2				70 - 130	30

QA/QC Data

SDG I.D.: GBJ89529

Parameter	Blank	Blk RL	LCS %	LCSD %	LCS RPD	MS %	MSD %	MS RPD	% Rec Limits	% RPD Limits
cis-1,3-Dichloropropene	ND	0.40	98	95	3.1				70 - 130	30
Dibromochloromethane	ND	0.50	103	100	3.0				70 - 130	30
Dibromomethane	ND	1.0	98	96	2.1				70 - 130	30
Dichlorodifluoromethane	ND	1.0	90	86	4.5				70 - 130	30
Ethylbenzene	ND	1.0	91	90	1.1				70 - 130	30
Hexachlorobutadiene	ND	0.40	95	89	6.5				70 - 130	30
Isopropylbenzene	ND	1.0	90	89	1.1				70 - 130	30
m&p-Xylene	ND	1.0	91	88	3.4				70 - 130	30
Methyl ethyl ketone	ND	5.0	95	100	5.1				70 - 130	30
Methyl t-butyl ether (MTBE)	ND	1.0	103	99	4.0				70 - 130	30
Methylene chloride	ND	1.0	87	87	0.0				70 - 130	30
Naphthalene	ND	1.0	106	97	8.9				70 - 130	30
n-Butylbenzene	ND	1.0	94	90	4.3				70 - 130	30
n-Propylbenzene	ND	1.0	87	84	3.5				70 - 130	30
o-Xylene	ND	1.0	92	90	2.2				70 - 130	30
p-Isopropyltoluene	ND	1.0	93	88	5.5				70 - 130	30
sec-Butylbenzene	ND	1.0	95	91	4.3				70 - 130	30
Styrene	ND	1.0	93	90	3.3				70 - 130	30
tert-Butylbenzene	ND	1.0	91	88	3.4				70 - 130	30
Tetrachloroethene	ND	1.0	92	88	4.4				70 - 130	30
Tetrahydrofuran (THF)	ND	2.5	99	97	2.0				70 - 130	30
Toluene	ND	1.0	90	89	1.1				70 - 130	30
trans-1,2-Dichloroethene	ND	1.0	95	92	3.2				70 - 130	30
trans-1,3-Dichloropropene	ND	0.40	102	99	3.0				70 - 130	30
trans-1,4-dichloro-2-butene	ND	5.0	104	99	4.9				70 - 130	30
Trichloroethene	ND	1.0	91	89	2.2				70 - 130	30
Trichlorofluoromethane	ND	1.0	89	86	3.4				70 - 130	30
Trichlorotrifluoroethane	ND	1.0	96	87	9.8				70 - 130	30
Vinyl chloride	ND	1.0	90	87	3.4				70 - 130	30
% 1,2-dichlorobenzene-d4	99	%	102	99	3.0				70 - 130	30
% Bromofluorobenzene	97	%	101	100	1.0				70 - 130	30
% Dibromofluoromethane	99	%	105	105	0.0				70 - 130	30
% Toluene-d8	97	%	99	99	0.0				70 - 130	30

Comment:

A LCS and LCS Duplicate were performed instead of a matrix spike and matrix spike duplicate.

Additional 8260 criteria: 10% of LCS/LCSD compounds can be outside of acceptance criteria as long as recovery is 40-160%.

QA/QC Batch 320187 (ug/L), QC Sample No: BJ89630 (BJ89530 (100X))

Volatiles - Water

cis-1,2-Dichloroethene	ND	1.0	94	99	5.2				70 - 130	30
Tetrachloroethene	ND	1.0	86	88	2.3				70 - 130	30
Trichloroethene	ND	1.0	87	87	0.0				70 - 130	30

Comment:

A LCS and LCS Duplicate were performed instead of a matrix spike and matrix spike duplicate.

Additional 8260 criteria: 10% of LCS/LCSD compounds can be outside of acceptance criteria as long as recovery is 40-160%.

QA/QC Batch 320036 (ug/L), QC Sample No: BJ89798 (BJ89531)

Volatiles - Water

1,1,1,2-Tetrachloroethane	ND	1.0	103	110	6.6				70 - 130	30
1,1,1-Trichloroethane	ND	1.0	94	104	10.1				70 - 130	30
1,1,2,2-Tetrachloroethane	ND	0.50	116	118	1.7				70 - 130	30
1,1,2-Trichloroethane	ND	1.0	107	115	7.2				70 - 130	30

QA/QC Data

SDG I.D.: GBJ89529

Parameter	Blank	Blk RL	LCS %	LCSD %	LCS RPD	MS %	MSD %	MS RPD	% Rec Limits	% RPD Limits
1,1-Dichloroethane	ND	1.0	96	105	9.0				70 - 130	30
1,1-Dichloroethene	ND	1.0	98	104	5.9				70 - 130	30
1,1-Dichloropropene	ND	1.0	91	100	9.4				70 - 130	30
1,2,3-Trichlorobenzene	ND	1.0	113	119	5.2				70 - 130	30
1,2,3-Trichloropropane	ND	1.0	107	112	4.6				70 - 130	30
1,2,4-Trichlorobenzene	ND	1.0	110	118	7.0				70 - 130	30
1,2,4-Trimethylbenzene	ND	1.0	93	99	6.3				70 - 130	30
1,2-Dibromo-3-chloropropane	ND	1.0	113	123	8.5				70 - 130	30
1,2-Dibromoethane	ND	1.0	111	114	2.7				70 - 130	30
1,2-Dichlorobenzene	ND	1.0	102	106	3.8				70 - 130	30
1,2-Dichloroethane	ND	1.0	109	113	3.6				70 - 130	30
1,2-Dichloropropane	ND	1.0	101	108	6.7				70 - 130	30
1,3,5-Trimethylbenzene	ND	1.0	94	100	6.2				70 - 130	30
1,3-Dichlorobenzene	ND	1.0	99	107	7.8				70 - 130	30
1,3-Dichloropropane	ND	1.0	109	114	4.5				70 - 130	30
1,4-Dichlorobenzene	ND	1.0	99	105	5.9				70 - 130	30
2,2-Dichloropropane	ND	1.0	96	103	7.0				70 - 130	30
2-Chlorotoluene	ND	1.0	95	101	6.1				70 - 130	30
2-Hexanone	ND	5.0	108	113	4.5				70 - 130	30
2-Isopropyltoluene	ND	1.0	98	104	5.9				70 - 130	30
4-Chlorotoluene	ND	1.0	96	100	4.1				70 - 130	30
4-Methyl-2-pentanone	ND	5.0	110	112	1.8				70 - 130	30
Acetone	ND	5.0	108	112	3.6				70 - 130	30
Acrylonitrile	ND	5.0	121	128	5.6				70 - 130	30
Benzene	ND	0.70	95	104	9.0				70 - 130	30
Bromobenzene	ND	1.0	101	105	3.9				70 - 130	30
Bromochloromethane	ND	1.0	112	119	6.1				70 - 130	30
Bromodichloromethane	ND	0.50	108	116	7.1				70 - 130	30
Bromoform	ND	1.0	112	117	4.4				70 - 130	30
Bromomethane	ND	1.0	115	125	8.3				70 - 130	30
Carbon Disulfide	ND	1.0	103	113	9.3				70 - 130	30
Carbon tetrachloride	ND	1.0	93	103	10.2				70 - 130	30
Chlorobenzene	ND	1.0	97	105	7.9				70 - 130	30
Chloroethane	ND	1.0	96	105	9.0				70 - 130	30
Chloroform	ND	1.0	99	107	7.8				70 - 130	30
Chloromethane	ND	1.0	89	99	10.6				70 - 130	30
cis-1,2-Dichloroethene	ND	1.0	103	109	5.7				70 - 130	30
cis-1,3-Dichloropropene	ND	0.40	107	114	6.3				70 - 130	30
Dibromochloromethane	ND	0.50	113	118	4.3				70 - 130	30
Dibromomethane	ND	1.0	110	117	6.2				70 - 130	30
Dichlorodifluoromethane	ND	1.0	116	129	10.6				70 - 130	30
Ethylbenzene	ND	1.0	93	101	8.2				70 - 130	30
Hexachlorobutadiene	ND	0.40	108	119	9.7				70 - 130	30
Isopropylbenzene	ND	1.0	89	94	5.5				70 - 130	30
m&p-Xylene	ND	1.0	94	100	6.2				70 - 130	30
Methyl ethyl ketone	ND	5.0	114	123	7.6				70 - 130	30
Methyl t-butyl ether (MTBE)	ND	1.0	114	121	6.0				70 - 130	30
Methylene chloride	ND	1.0	99	106	6.8				70 - 130	30
Naphthalene	ND	1.0	121	126	4.0				70 - 130	30
n-Butylbenzene	ND	1.0	101	105	3.9				70 - 130	30
n-Propylbenzene	ND	1.0	87	93	6.7				70 - 130	30
o-Xylene	ND	1.0	97	104	7.0				70 - 130	30
p-Isopropyltoluene	ND	1.0	94	102	8.2				70 - 130	30

QA/QC Data

SDG I.D.: GBJ89529

Parameter	Blank	Blk RL	LCS %	LCSD %	LCS RPD	MS %	MSD %	MS RPD	% Rec Limits	% RPD Limits
sec-Butylbenzene	ND	1.0	96	103	7.0				70 - 130	30
Styrene	ND	1.0	103	108	4.7				70 - 130	30
tert-Butylbenzene	ND	1.0	92	100	8.3				70 - 130	30
Tetrachloroethene	ND	1.0	92	100	8.3				70 - 130	30
Tetrahydrofuran (THF)	ND	2.5	117	121	3.4				70 - 130	30
Toluene	ND	1.0	93	102	9.2				70 - 130	30
trans-1,2-Dichloroethene	ND	1.0	101	110	8.5				70 - 130	30
trans-1,3-Dichloropropene	ND	0.40	112	118	5.2				70 - 130	30
trans-1,4-dichloro-2-butene	ND	5.0	108	110	1.8				70 - 130	30
Trichloroethene	ND	1.0	92	102	10.3				70 - 130	30
Trichlorofluoromethane	ND	1.0	89	100	11.6				70 - 130	30
Trichlorotrifluoroethane	ND	1.0	92	100	8.3				70 - 130	30
Vinyl chloride	ND	1.0	102	113	10.2				70 - 130	30
% 1,2-dichlorobenzene-d4	103	%	104	103	1.0				70 - 130	30
% Bromofluorobenzene	101	%	104	103	1.0				70 - 130	30
% Dibromofluoromethane	104	%	106	106	0.0				70 - 130	30
% Toluene-d8	99	%	98	101	3.0				70 - 130	30

Comment:

A LCS and LCS Duplicate were performed instead of a matrix spike and matrix spike duplicate.

Additional 8260 criteria: 10% of LCS/LCSD compounds can be outside of acceptance criteria as long as recovery is 40-160%.

If there are any questions regarding this data, please call Phoenix Client Services at extension 200.

RPD - Relative Percent Difference

LCS - Laboratory Control Sample

LCSD - Laboratory Control Sample Duplicate

MS - Matrix Spike

MS Dup - Matrix Spike Duplicate

NC - No Criteria

Intf - Interference



Phyllis Shiller, Laboratory Director
September 15, 2015

Tuesday, September 15, 2015

Sample Criteria Exceedences Report

GBJ89529 - CNS

Page 1 of 1

Criteria: None

State: NY

SampNo	Acode	Phoenix Analyte	Criteria	Result	RL	Criteria	RL Criteria	Analysis Units
--------	-------	-----------------	----------	--------	----	----------	----------------	-------------------

*** No Data to Display ***

Phoenix Laboratories does not assume responsibility for the data contained in this report. It is provided as an additional tool to identify requested criteria exceedences. All efforts are made to ensure the accuracy of the data (obtained from appropriate agencies). A lack of exceedence information does not necessarily suggest conformance to the criteria. It is ultimately the site professional's responsibility to determine appropriate compliance.



Environmental Laboratories, Inc.
587 East Middle Turnpike, P.O.Box 370, Manchester, CT 06045
Tel. (860) 645-1102 Fax (860) 645-0823



NY Temperature Narration

September 15, 2015

SDG I.D.: GBJ89529

The samples in this delivery group were received at 5°C.
(Note acceptance criteria is above freezing up to 6°C)



5w/c+IP

SUB-SURFACE CHAIN OF CUSTODY

PAGE 1 of 1[illegible]

CORPORATE HEADQUARTERS
208 NEWTOWN ROAD, PLAINVIEW, NY 11803
Telephone: (516) 932-3228 • Fax: (516) 932-3288