AECOM Environment

Prepared for:
Superfund Standby Program
NYSDEC
Albany, NY

Prepared by:
AECOM
Chestnut Ridge, NY
60277021
September 2015

Groundwater Sampling Report (March 2015 Sampling Event) ServAll Laundry Site Site #1-52-077 Work Assignment No. D007626-17.1

Final

AECOM Environment

Prepared for:
Superfund Standby Program
NYSDEC
Albany, NY

Prepared by:
AECOM
Chestnut Ridge, NY
60277021
September 2015

Groundwater Sampling Report (March 2015 Sampling Report) ServAll Laundry Site Site #1-52-077 Work Assignment No. D007626-17.1

Final

Paul Kareth

Prepared By: Paul Kareth

Scott Underhill

Reviewed By: Scott Underhill

Contents

1.0 Introduction.....1-1

2.0 Background Information.....2-1

3.0 Field Activities.....3-1

3.1 Water Level Survey 3-1

3.2 March 2015 Groundwater Sampling Event 3-2

4.0 Sampling Results.....4-1

4.1 Volatile Organic Compounds 4-1

4.2 TAL Metals 4-4

4.3 Filtered versus Unfiltered Metals Samples 4-6

4.4 Round 8 (March 2015) Data Quality Review 4-7

4.4.1 Round 8 Volatile Organic Compound Data Quality 4-7

4.4.2 Round 8 Metals Data Quality.....4-8

5.0 Summary and Recommendations for Future Site Remediation Activities.....5-1

5.1 Summary of VOCs 5-1

5.2 Summary of TAL Metals.....5-2

5.3 Future Recommendations 5-4

List of Tables

Table 1 Monitoring Well Data

Table 2 Groundwater Elevations

Table 3 Periodic Sampling – 2006 through 2015 Sampling Events, Summary of VOCs in Groundwater

Table 4 Periodic Sampling – 2006 through 2015 Sampling Events, Summary of TAL Metals in Groundwater

Table 5 Comparison of Filtered and Unfiltered Sample Data for Metals in Groundwater

Table 6 Field Duplicate Data – Volatile Organic Compounds in Groundwater

Table 7 Field Duplicate Data – TAL Metals in Groundwater

Table 8 Summary of Historic Tetrachloroethene Concentrations in Selected Monitoring Wells

List of Figures

Figure 1 Site Location Map

Figure 2 Monitoring Well Location Map

Figure 3 Groundwater Contour Map – March 23, 2015

Figure 3A Groundwater Hydrograph

Figure 4 Summary of VOCs in Groundwater

Figure 5 Tetrachloroethene Concentrations in Selected Monitoring Wells

Figure 6 Trichloroethene Concentrations in Selected Monitoring Wells

Figure 7 Cis-1,2-Dichloroethene Concentrations in Selected Monitoring Wells

Figure 8 Summary of TAL Metals in Groundwater

Figure 9 Historic PCE Concentrations in Selected Monitoring Wells

Figure 10A PCE Isoconcentration Map, June 2006

Figure 10B PCE Isoconcentration Map, November 2010

Figure 10C PCE Isoconcentration Map, May 2011

Figure 10D PCE Isoconcentration Map, August 2012

Figure 10E PCE Isoconcentration Map, November 2013

Figure 10F PCE Isoconcentration Map, March 2015

Figure 11A Cadmium in Groundwater Isoconcentration Map, November 2008

Figure 11B Cadmium in Groundwater Isoconcentration Map, May 2011

Figure 11C Cadmium in Groundwater Isoconcentration Map, August 2012

Figure 11D Cadmium in Groundwater Isoconcentration Map, November 2013

Figure 11E Cadmium in Groundwater Isoconcentration Map, March 2015

Figure 12 Cadmium Concentrations in Long Term Monitoring Wells

Figure 12A Cadmium Concentrations in Selected Monitoring Wells

Figure 13 Chromium Concentrations in Long Term Monitoring Wells

Figure 13A Chromium Concentrations in Selected Monitoring Wells

Figure 14 Nickel Concentrations in Long Term Monitoring Wells

Figure 15 Lead Concentrations in Selected Monitoring Wells

List of Appendices

Appendix A NYSDEC Monitoring Well Field Inspection Logs

Appendix B Monitoring Well Sampling Forms

Appendix C Laboratory Data Summary Packages (Form 1s)

1.0 Introduction

AECOM Technical Services Northeast, Inc. (AECOM) has prepared this Groundwater Monitoring Report for the ServAll Laundry site (Site) in the Bay Shore, New York (Site No. 1-52-077). This work was performed for the New York State Department of Environmental Conservation (NYSDEC) under Work Assignment D007626-17.1. Previous long term monitoring was performed under Work Assignment D004445-14. As part of the long-term monitoring plan for the Site, groundwater samples are collected from selected monitoring wells once every five quarters. This groundwater monitoring report provides the results of the groundwater sampling data collected in March 2015. The sampling was originally scheduled for February 2015 was postponed due to heavy snowfall until March 2015.

To date, eight sampling events have been conducted under AECOM's long-term monitoring work assignments:

- The first round of samples (Round 1) was collected in June 2006.
- An abbreviated round of groundwater sampling (Round 1A) was conducted in April 2007 to confirm the concentration of tetrachloroethene (PCE) detected in monitoring well MW-6A; samples were collected from monitoring wells MW-4, MW-5, MW-6A and MW-6B.
- The second full round of samples (Round 2) was collected in August 2007.
- The third full round of samples (Round 3) was collected in November 2008.
- The fourth round of samples (Round 4) was collected in February 2010.
- The fifth round of samples (Round 5) was collected in May 2011.
- The sixth round of samples (Round 6) was collected in August 2012.
- The seventh round of samples (Round 7) was collected in November 2013.
- The eighth round of samples (Round 8) was collected in March 2015.

2.0 Background Information

The Site is located at 8 Drayton Avenue in Bay Shore, New York (Figure 1) in a mixed use industrial/residential area. The ServAll Laundry facility was located on a 20,000 square foot property. The ServAll Uniform Rental, Inc. operated as a commercial laundry from 1969 to 1972, and as dry cleaner/laundry from 1972 to 1984. During this time, unknown quantities of wash water overflow containing PCE and heavy metals were pumped to, and occasionally overflowed from, onsite cesspools.

In 1978, the Suffolk County Department of Health Services (SCDHS) conducted an on-site sampling of cesspools and storm drains. Results from some of the samples showed detections of tetrachloroethene (PCE), trichloroethene (TCE), vinyl chloride, chloroform, methylbenzenes, and a number of TAL metals. ServAll Uniform cleaned the on-site storm drains and an unknown number of cesspools in 1981 removing sludge and contaminated water.

In 1983, SCDHS performed an investigation in which a volatile organics plume was located southeast of the Site. The plume was found to extend 0.3 miles upgradient from the Suffolk County Water Authority (SCWA) Thomas Avenue Wellfield (located 1 mile south of the site). The Thomas Avenue Wellfield is located off Thomas Avenue, near the Bay Shore Middle School and northwest of MW-11 (see Figure 2).

A State-funded RI/FS was completed at the site, in which field work was completed from November 1990 through December 1991. The results of the investigation were documented in the final report dated January 1992 (E.C. Jordon Co.). The remedial investigation (RI)/feasibility study (FS) confirmed the presence of volatile organic compounds (VOCs) in groundwater; delineated the groundwater plume, and quantified on-site contamination.

The plume is located in the upper glacial aquifer, which consists of coarsely stratified, fine to medium sand with trace amounts of gravel, cobbles, coarse sand, and silt. The aquifer ranges in thickness from 120 feet at the site to 86 feet 1.5 miles downgradient of the Site. Groundwater flows to the southeast towards Penataquit Creek, at about 910 feet per year (fpy). The RI concluded that the plume appeared to be moving at approximately 443 to 484 fpy from 1974 to 1988, and 355 fpy since 1988 (E.C. Jordan, October 1991).

A ROD was issued by the NYSDEC for the site on March 31, 1992. The remedy presented in the ROD was in-situ source soil treatment/source area groundwater extraction. The ROD stated that treatment of the entire plume emanating from the Site was not found to be practical, and therefore the selected remedy would not satisfy the statutory preference for complete treatment as a principal element. Determination of the ultimate fate of the untreated portion of the plume was determined by

the ROD directed discharge study (ABB Environmental Services, December 1995), which was conducted on the leading edge (hydraulically downgradient) of the plume.

The ROD specified source removal work consisting of a soil vapor extraction (SVE) system. The SVE system was in operation from the Spring of 1996 to the Spring of 1998. The groundwater pump and treat remedial system operated from March 1998 through November 2001. The operation of the remedial system was terminated in November 2001 when NYSDEC determined further operations were not necessary as stated in a letter dated October 18, 2001 from NYSDEC to Earth Tech.

3.0 Field Activities

The eighth sampling event occurred March 23, 24 and 25, 2015. Sampling was conducted in accordance with the Sampling and Analysis Plan (SAP) prepared by AECOM, dated June 2007 (as part of Amendment 14.1). The SAP is comprised of the Field Sampling Plan (FSP), the Quality Assurance Project Plan (QAPP) and the Safe Work Plan (SWP). All field work was performed in Level D personnel protection.

3.1 Water Level Survey

Prior to the start of the March 2015 groundwater sampling event, water table measurements were collected from the 13 monitoring wells included in the sampling event. A summary of well data is included on Table 1. Water level measurements were recorded on the NYSDEC Monitoring Well Field Inspection Forms in Appendix A. A summary of groundwater elevations in selected monitoring wells is presented in Table 2. A groundwater contour map was prepared using data from the March 2015 sampling event and is presented in Figure 3. As shown on the map, groundwater flow is to the south-southeast. A groundwater hydrograph is shown on Figure 3A. The gradient was calculated for the Site. North of the Southern State Parkway (near the Site), the gradient is approximately 0.0021. At the southern end of the study area (near the Sunrise Highway), the gradient increases to approximately 0.0033. The gradient across the entire study area is 0.0029. These numbers represent fairly shallow gradients.

E.C Jordan (RI/FS Report, 1992) calculated the flow rate at the Site at 2.5 ft/day or 910 ft per year using the following equation:

$$flow\ rate = \frac{\mathrm{K\ (hydaulic\ gradient)}}{n}$$

Where K is the hydraulic conductivity ($9.0 \times 10^{-}$ cm/sec or 255 feet per day and *n* = porosity, 0.30. E.C. Jordan measured the hydraulic gradient at 0.003, yielding a flow rate of 2.5 ft/day or 910 ft/year.

Using the same values for K and *n*, the estimated flow rate for the Site in March 2015 is:

Hydraulic gradient of 0.0021 (northern area) = 1.78 ft/day or 651 ft/year

Hydraulic gradient of 0.0033 (southern) = 2.81 ft/day or 1,024 ft/year

Hydraulic gradient of 0.0029 (study area) = 2.44 ft/day or 891 ft/year

3.2 March 2015 Groundwater Sampling Event

Fourteen monitoring wells were identified for long-term monitoring at the Site. The selected wells included MW-2, MW-3A, MW-3B, MW-4, MW-5, MW-6A, MW-6B, MW-11, MW-12, MW-13, MW-14, MW-16, MW-23S and MW-23D. Each location was photo-documented and a hand-held GPS unit was used to record the coordinates. The well cap was missing off MW-4 and the well is currently plugged with soil; consequently it could not be sampled. Monitoring well MW-11 has been vandalized and was not sampled during this sampling event.

In accordance with the Site Management Plan (AECOM, 2014), the monitoring wells were purged and sampled using low flow sampling techniques. A QED bladder pump with Teflon discharge tubing was used to purge each monitoring well. The flow rate was typically set between 300 and 500 milliliters per minute. Measurements of pH, specific conductance, temperature and turbidity were recorded on the Well Sampling Forms during purging at five minute intervals. Well Sampling Forms are provided in Appendix B. A NYSDEC Monitoring Well Field Inspection Log was also completed for each well sampled and is included in Appendix A. The sample was carefully poured into laboratory supplied containers and placed in an ice-filled cooler. Both unfiltered and filtered metals samples were collected during the Round 8 sampling event. Samples were filtered in the field using 0.45 micron filters. The samples were then transported to Hampton Clarke Veritech via their courier. Proper chain-of-custody procedures and requirements were maintained throughout the sampling event in accordance with the QAPP.

4.0 Sampling Results

Groundwater samples were analyzed by Hampton Clarke Veritech of Fairfield, New Jersey. Samples were analyzed for volatile organic compounds (VOCs) using SW-846 Method 8260B and for target analyte list (TAL) metals by SW-846 Method 6010B and Method 7470A for mercury. Data packages consisted of a NYS ASP Category A deliverable. As this is a long-term monitoring project, data was not validated. An AECOM chemist provided a limited review of the data packages for completeness and readily apparent anomalies (see section 4.4, below). The laboratory Data Summary Packages are in Appendix C.

A summary of the VOC detections and criteria exceedances is presented in Table 3 and the metals data and exceedances are shown on Table 4. A summary of the VOC exceedances is presented on Figure 4 and the metals exceedances are shown on Figure 8. The sampling results are described below in Sections 4.1 and 4.2.

4.1 Volatile Organic Compounds

VOC data for the eight long term sampling events are summarized in Table 3. VOCs exceedances are shown on Figure 4. During the eight sampling events conducted to date, 17 target analyte list VOCs have been detected in the long term monitoring wells. Of these 17 compounds, only nine have exceeded their Class GA criterion. Of these nine compounds, only three, cis-1,2-dichloroethene (DCE), TCE and PCE, have been detected three or more times in any one monitoring well. These three compounds (as well 1,1-DCE, 1,1-dichloroethane [DCA] and vinyl chloride) as listed as COCs in the ROD (NYSDEC, 1992). Summaries of detections for these three compounds are presented in Figure 5 (PCE), Figure 6 (TCE) and Figure 7 (cis-1,2-DCE). On each of these three figures, monitoring wells were selected based on the presence of the COC at or above its criterion. As shown on Figure 5, PCE has been detected in eight monitoring wells at or above the 5 microgram per liter (µg/L) criterion. TCE concentrations have only exceeded the 5 µg/L criterion in four monitoring wells as shown on Figure 6. Cis-1,2-DCE concentrations have only exceeded the 5 µg/L criterion in five monitoring wells as shown on Figure 7. 1,1-DCE and 1,1-DCA have not been detected above the criterion in any monitoring well during the long-term sampling (2006 through 2015). Vinyl chloride was detected above its criterion (2 µg/L) once during the eight rounds of sampling, in Round 6 at MW-16 at an estimated concentration of 2.1 µg/L.

VOCs were not detected in monitoring wells MW-3B and MW-4 during any of the eight long-term monitoring sampling events conducted at the ServAll Site between 2006 and 2013. Monitoring Well MW-1 was located during the fourth sampling event and was included in this sampling round. PCE was detected at a concentration of 14 µg/L (exceeding the Class GA criterion of 5 µg/L). No other VOCs were detected in MW-1 during this sampling round. MW-1 was not sampled during May 2011

sampling event. Historically, PCE has been detected above the criterion in each of the four sampling events conducted at this location. During the August 2012 sampling event, PCE was detected at a concentration of 18 µg/L, exceeding the Class GA criterion. Cis-1,2-DCE, total xylenes and TCE were also detected but at concentrations below their Class GA criteria.

Monitoring well MW-2 was not located until the November 2008 sampling event. Benzene was detected above the Class GA criterion of 1 µg/L in monitoring well MW-2 at an estimated concentration of 1.7 µg/L during the November 2008 sampling event. Toluene was also detected at an estimated concentration of 1.4 µg/L (below the Class GA criterion of 5 µg/L). No VOCs were detected during the February 2010 sampling event. PCE was detected at an estimate concentration of 2.1 µg/L during the May 2011 sampling event. No VOCs were detected during the August 2012, November 2013, or March 2015 sampling events.

VOCs were not detected in monitoring well MW-3A during any of the eight long-term monitoring events with one exception. During the August 2012 sampling event, chloroform was detected at an estimated concentration of 0.53 µg/L (Class GA criterion of 7 µg/L).

No VOCs were detected during the Round 8 sampling event at MW-5. Estimated concentrations of cis-1,2-DCE (3 µg/L and 2 µg/L) were detected during the June 2006 and April 2007 sampling events (Round 1 and 1A) but have not been detected since. PCE was detected at an estimated concentration of 2 µg/L only during the August 2007 sampling event (less than the Class GA criterion of 5 µg/L). Acetone was detected at a concentration of 170 µg/L (exceeding the Class GA criterion of 50 µg/L) only during the November 2008 sampling event. 2-Butanone was detected only during the November 2008 sampling event at an estimated concentration of 38 µg/L (less than the Class GA criterion of 50 µg/L). During the Round 3 event in November 2008, toluene was detected at a concentration of 1,200 µg/L and was detected again during the February 2010 sampling event at a concentration of 230 µg/L (Class GA criterion of 5 µg/L) but was not detected in May 2011, August 2012 or March 2015. During the November 2013 sampling event, monitoring well MW-5 had approximately 0.5 ft of water in the well. The well was not sampled as this was not enough water to collect a sample using low flow techniques.

VOCs were not detected in monitoring well MW-6A during any of the long-term monitoring events with three exceptions. During the February 2010 sampling event, PCE was detected at an estimated concentration of 1.2 µg/L (Class GA criterion of 5 µg/L). During the November 2013 and March 2015 sampling events, chloroform was detected at a concentration of 5.7 µg/L and 2.8 µg/L, respectively (Class GA criterion of 7 µg/L).

Three VOCs were detected in monitoring well MW-6B above the Class GA criteria. Cis-1,2-DCE was detected above the Class GA criterion of 5 µg/L during seven of eight sampling events at concentrations ranging from 44 µg/L to 210 µg/L. TCE was detected above the Class GA criterion of 5 µg/L during seven of eight sampling events at concentrations ranging from 7.3 µg/L to 85 µg/L. PCE

was detected above the Class GA criterion of 5 µg/L during all eight sampling events at concentrations ranging from 23 µg/L to 2,000 µg/L.

MW-11 was vandalized after Round 3 (November 2011) and has not been sampled since. PCE was detected at a concentration of 56 µg/L in monitoring well MW-11 above its Class GA criterion of 5 µg/L during the June 2006 sampling event. An obstruction in MW-11 prevented the collection of a groundwater sample during the August 2007 sampling event. During the November 2008 sampling event, PCE was detected at a concentration of 60 µg/L and cis-1,2-DCE was detected at a concentration of 13 µg/L, both of which exceed the applicable Class GA groundwater criterion. Toluene was also detected at a concentration of 63 µg/L (Class GA criterion of 5 µg/L). Chlorobenzene and methyl tert butyl ether (MTBE) were also detected but at concentrations below the Class GA criteria.

Two VOCs were detected above the Class GA criterion in monitoring well MW-12. PCE was detected during all eight sampling events and five samples (including this round) exceeded the criterion; concentrations ranged from an estimated 0.8 µg/L to 60 µg/L. 1,2-Dichlorobenzene was detected at a concentration of 9 µg/L (Class GA criterion of 4.7 µg/L) during the June 2006 sampling event only. cis-1,2-DCE was detected in four of eight sampling events but only exceed the Class GA criterion of 5 µg/L during Round 6. Several compounds, including MTBE, TCE and chlorobenzene, have been sporadically detected in MW-12 at concentrations below their respective Class GA criteria.

There were no exceedances noted at MW-13 during the Round 8 sampling event. Historically, the only VOC exceedance at this location was during Round 1 (June 2006) where PCE was detected at a concentration of 5 µg/L during the June 2006 sampling event and at an estimated 1 µg/L during the November 2008 and August 2012 sampling events (Class GA criterion of 5 µg/L). Several compounds, including acetone, MTBE, chloroform, and TCE, have been sporadically detected in MW-13 at concentrations below their respective Class GA criteria.

No VOCs were detected above the Class GA criteria in MW-14 during any of the eight sampling events. PCE was detected at an estimated concentration of 2 µg/L during the August 2007 sampling event. MTBE was detected during the last five sampling events at concentrations ranging from an estimated 0.81 µg/L to 8 µg/L (Class GA criterion of µg/L).

No VOCs were detected at MW-16 during the Round 8 sampling event. Five VOCs have been detected in monitoring well MW-16 at concentrations at or above the Class GA criteria during the six sampling events. Vinyl chloride has been detected in two of eight sampling events at estimated concentrations of 1.2 µg/L and 2.1 µg/L, one of which exceeded the Class GA criterion of 2 µg/L. PCE was detected during seven of eight sampling events at concentrations ranging from an estimate 2 µg/L to 100 µg/L, five of which exceeded the Class GA criterion of 5 µg/L. TCE was detected in five of eight sampling events at concentrations ranging from an estimated 1.1 µg/L to 16 µg/L, four of which exceeded the Class GA criterion of 5 µg/L. 1,1,1-Trichloroethane (1,1,1-TCA) was detected in

four of eight sampling events at concentrations ranging from an estimated 1.7 µg/L to 5 µg/L, with one sample equaling the Class GA criterion of 5 µg/L. Cis-1,2-DCE was detected during six of the eight sampling events at concentrations ranging from 1.1 µg/L to 20 µg/L, four of which exceeded the Class GA criterion of 5 µg/L. Three other VOCs, 1,1-dichloroethene, acetone and MTBE, have been sporadically detected in samples from MW-16 but at concentrations below their Class GA criteria.

Three VOCs have been detected in monitoring well MW-23S above the Class GA criteria. Cis-1,2-DCE was detected above the Class GA criterion of 5 µg/L during seven of eight sampling events at concentrations ranging from 12 µg/L to 360 µg/L. TCE was detected above the Class GA criterion of 5 µg/L during seven of eight sampling events at concentrations ranging from 5.4 µg/L to 220 µg/L. PCE was detected above the Class GA criterion of 5 µg/L during all eight sampling events at concentrations ranging from 390 µg/L to 5,200 µg/L. Five other VOCs, including 1,1-dichloroethene, trans-1,2-dichloroethene, MTBE, 1,1-dichloroethane, and 1,1,1-TCA, have been sporadically detected in samples from MW-23S at concentrations below their respective Class GA criterion.

PCE has been detected during all eight sampling events at MW-23D at concentrations ranging from an estimated 4 µg/L to 130 µg/L, seven of which exceeded the Class GA criterion of 5 µg/L. cis-1,2-DCE was detected during the last four sampling events at concentrations ranging from an estimated 3 µg/L to 10 µg/L, three of which exceeded the Class GA criterion of 5 µg/L. TCE was detected during the last four sampling events at concentrations ranging from an estimated 1.2 µg/L to 6.2 µg/L, two of which exceeded the Class GA criterion of 5 µg/L. MTBE was detected in MW-23D at concentrations below the Class GA criteria during the last three rounds.

4.2 TAL Metals

Groundwater samples were collected from 13 monitoring wells during the March 2015 sampling event. As noted earlier, well MW-9 has been destroyed, MW-11 was vandalized after the November 2011 sampling round, and during this sampling event, MW-4 was found to be filled with soil as a result of a missing protective well cap. Monitoring well MW-1 was only sampled during the March 2010, August 2012, November 2013 and March 2015 sampling events. The monitoring well locations are presented on Figure 2. The laboratory data summary packages are included in Appendix C. A summary of the detections from all eight sampling events is presented in Table 4. A summary of the exceedances from the Round 8 sampling event is presented on Figure 8.

Concentrations of 12 metals have been detected above their Class GA criteria at least once during the six rounds of groundwater sampling at the Site. These metals are antimony, beryllium, cadmium, chromium, copper, iron, lead, manganese, nickel, selenium, sodium, and thallium.

Antimony was not detected in any of the Round 8 unfiltered or filtered samples. Historically, antimony has been sporadically detected in four monitoring wells and has not been detected in any samples during the last three sampling events.

Beryllium was not detected in any of the samples collected during Round 8. Historically, beryllium has been sporadically detected in ten wells at the Site but has only exceeded the 3 µg/L criterion in one unfiltered sample, MW-6B, during the May 2011 sampling event.

Cadmium was detected in two unfiltered samples (one exceedance of the 5 µg/L criterion) and one filtered sample (no exceedance) during the Round 8 sampling event as shown on Figure 8. Historically, cadmium has been detected in every well at the site at least once. Exceedances have been detected in six monitoring wells as shown on Figure 12. Isoconcentration maps were prepared for previous sampling rounds (Figures 11A through 11E). In 2008, the cadmium plume was in three separate lobes, one at the Site, one centered on MW-13 and one centered on MW-23S. The plume shrank in size and by 2012 there were no cadmium exceedances. During the most recent round, there was one exceedance of cadmium in the MW-13 unfiltered sample (10 µg/L) as shown on Figure 11E.

Chromium was detected in eight of thirteen unfiltered samples during Round 8 at concentrations ranging from 52 µg/L to 2,200 µg/L; all of which exceeded the 50 µg/L criterion. There was one chromium detection in the filtered samples, 260 µg/L in MW-2.

Historically, chromium has been detected 95 of 108 unfiltered samples at the Site collected during the eight rounds of long term monitoring, with 74 samples exceeding the criterion (Figure 13). Of the 53 filtered samples collected during the last four rounds of sampling, chromium was detected in 19 samples with only one exceedance.

Copper was detected in three of 13 unfiltered samples during the Round 8 event, none of which exceeded the 200 µg/L criterion. None of the 13 filtered samples contained copper. Historically, copper has been detected in a majority of the unfiltered samples, 77 of 108 collected to date, with only one exceedance. However, only six of the 53 filtered samples collected to date have had detectable concentrations of copper.

Iron was detected in nine of 13 unfiltered samples during the Round 8 event, all of which exceeded the 300 µg/L criterion. Two of the thirteen filtered samples exceeded the criterion, both of which exceeded the criterion. Historically, iron has been detected in a majority of the unfiltered samples (98 of 108 samples collected to date) and typically exceeds the criterion (93 of 98 samples). Of the 53 filtered samples collected to date, only 12 have detectable concentrations of iron and only six of these exceeded the criterion.

Lead was detected in four of 13 unfiltered samples collected during the Round 8 sampling event, none of which exceeded the 25 µg/L criterion. Lead was not present in any of the 13 filtered samples collected during Round 8. Historically, lead exceedances have been found in four wells as shown on Figure 15.

Manganese was detected in nine of 13 unfiltered samples collected during the Round 8 sampling event; five of these exceeded the 300 µg/L criterion. It was also present in five of 13 filtered samples, all of which exceeded the criterion. Historically, manganese has been present in a majority of the unfiltered samples (101 of 108 samples collected to date), with nearly half exceeding the criterion. Of the 53 filtered samples collected to date, 35 had detectable concentrations of manganese and only 17 exceeded the criterion.

Nickel was detected in one monitoring well (MW-2) during the Round 8 sampling event in both the unfiltered and filtered samples, both of which exceeded the 100 µg/L criterion (Figure 14). Historically, nickel has been detected in all 15 well sampled at the site and exceedances have been noted in ten wells.

Sodium was detected in all 13 filtered and unfiltered Round 8 samples, ten of which exceeded the 20,000 µg/L criterion. Historically, sodium has been detected every unfiltered and filtered sample collected during the eight rounds of sampling at the Site.

Thallium was note detected in any of the 13 unfiltered or filtered samples collected during Round 8. Historically, thallium has not been present in monitoring wells at the Site. Of the 108 unfiltered samples collected to date, thallium has only been detected in 12 samples, and was only detected in one of 53 filtered samples.

4.3 Filtered versus Unfiltered Metals Samples

Concentrations of total metals in groundwater samples at the Site tended to be highly variable between different sampling events, as did field measurements of turbidity at the time of sample collection. Turbidity is typically correlated with the presence of suspended matter (e.g., entrained soil particles in the sample). Therefore, both total metals (unfiltered) samples and dissolved metals (field filtered) groundwater samples were collected as part of the March 2015 sampling event to evaluate the effect of turbidity on the metals concentrations – only unfiltered samples were collected during sampling events prior to May 2011.

The NYSDEC criterion for groundwater samples is to develop the well to a turbidity of 50 nephelometric turbidity units (NTU) or less (NYSDEC, 1988). At the ServAll Laundry Site, the turbidity was below 50 NTU at the time of sampling in 11 of 13 samples; the turbidity exceeded the criterion in MW-16 (148) and MW-3A (57) NTU (see the bottom row of Table 5).

Table 5 presents a comparison of the total metals and the dissolved metals data for the 13 filtered/ unfiltered sample pairs collected at the ServAll Site. The “percent dissolved” shown on the table is the ratio of the filtered sample concentration to the total (unfiltered) sample concentration. The higher the ration, the lower the affinity the metal for adsorption onto the sediment. Where a metal was not detected in the filtered sample, no calculation was made.

Concentrations of total metals highly associated with particles (e.g., aluminum) tend to be higher in the more turbid samples. As most of the samples were below the 50 NTU guidance, the concentrations of metals (e.g., aluminum) strongly associated with sediment as a whole did not correlate well with turbidity, however the two samples which exceeded the 50 NTU value (i.e., MW-3A and MW-16) did have the highest concentrations of aluminum (5,000 µg/L and 2,400 µg/L respectively) as would be expected.

As expected, concentrations of metals that typically exist primarily in the dissolved phase (sodium, potassium, and calcium) were generally similar in the filtered and unfiltered samples, regardless of the sample turbidity.

4.4 Round 8 (March 2015) Data Quality Review

In accordance with the project plans, data generated for this investigation were not subject to formal validation. However, AECOM's quality assurance officer (QAO) reviewed the data for reasonableness and the presence of any anomalies, including issues identified by the laboratory in the case narrative, and other items noted in review of shipping and handling documentation, inconsistencies with previous data, and review of the laboratory QA forms. The QAO also reviewed the field duplicate data.

4.4.1 Round 8 Volatile Organic Compound Data Quality

Samples from 13 monitoring wells were prepared by SW-846 method 5030C and analyzed for target compound list (TCL) VOCs by SW-846 method 8260C and reported as sample delivery groups (SDG) AC83904 and AC83924. Two trip blanks were collected and submitted for VOC analysis. One field rinsate blank sample was collected. Sample MW-1 was designated as the QC sample (matrix spike and spike duplicate analysis) for the Round 8 sampling event.

Samples were collected in two rounds; sampled on March 23 and 24 received in good condition at the lab on March 24; sampled March 24 and 25 and received on March 25. Samples were properly preserved (pH ≤ 2) and properly cooled (temperature between 0 and 6° C).

The laboratory did not flag any of the analytical results. Laboratory QC limits for the organic analysis were met for initial and continuing calibrations, and blanks,. No target or non-target compounds were detected in the trip blank.

In SDG AC83904 and AC83924 the matrix spike and matrix spike duplicate for MW-1 and the laboratory control sample (LCS) had recoveries (up to 23 compounds) that were outside of criteria. The relative percent difference (RPD) for the MS/MSD results exceeded criteria in at least four cases. However, none of these involved the primary site related compounds of PCE and TCE and their degradation products. One unfiltered site-specific field duplicate groundwater sample pair (MW-23 U/ MW-73B U) was collected for VOC analysis from the ServAll site in Round 7. Precision for the field

duplicate (see Table 6) was very good in that for the one compound (PCE) detected, the RPD was 6.9%.

Due to high concentrations (exceeding the calibration range) of one target compound (PCE), one sample (MW-6B) required dilution at a dilution factor of 10.

4.4.2 Round 8 Metals Data Quality

Filtered and unfiltered groundwater samples were collected from 13 monitoring wells on the same dates as the volatiles and received in good condition by the laboratory (Hampton Clarke Veritech, Fairfield, New Jersey). Filtered and unfiltered samples were analyzed for target analyte list (TAL) metals by SW-846 method 6010C (mercury by SW-846 7470A) and reported as sample delivery groups (SDG) AC83904 and AC83924. Samples from MW-1 (filtered and unfiltered) were designated as the QC samples (spike and duplicate analysis) for the Round 8 sampling event.

Laboratory QC limits were met for initial and continuing calibrations, blanks, laboratory control sample (LCS) recovery, post-digestion spikes, and laboratory duplicate precision.

For SDG AC83904 and AC83924, the MS/MSD had recoveries and RPDs outside of QC limits, as was the serial dilution for one or more analytes. One filtered/unfiltered site-specific field duplicate groundwater sample pair (SL-MW-23DF/SL-MW-23DU and SL-MW-73DU/SL-MW-73DF) was collected from the ServAll site in Round 8. In the unfiltered sample pair, RPD ranged from 0.8 to 124 percent for the 4 metals detected in both samples, although the duplicate contained six additional metals . The two higher RPDs (104 and 124 percent) were for metals associated with particles (aluminum and iron), while those metals more likely to be dissolved had RPDs as high as 6.7 percent, reflecting the variability introduced by particles. Precision was good in the filtered duplicate pair for the two metals detected in both samples, with RPDs of 9.7 and 16.9 percent.

The filtered/unfiltered data pairs (see Table 5) were reviewed for anomalies, using the USEPA Region II metals validation criteria (USEPA HW-2, revision 13; USEPA, 2006). Based on these criteria, if the dissolved (filtered sample) result exceeds the total (unfiltered) sample by more than 20 percent, the accuracy of the quantitation is suspect (i.e., the data would be flagged “J”, for estimated), and if the filtered sample result exceeds the unfiltered sample result by more than 50 percent, the data may be unusable (flagged “R”, rejected). The exceedances of the 20 percent threshold in the 13 Round 8 filtered/unfiltered sample pairs analyzed included sodium in MW-1 (30%). Sodium is primarily found in the dissolved phase and was found at high concentrations, so the anomaly is not likely due to an issue regarding sediment/filtering.

5.0 Summary and Recommendations for Future Site Remediation Activities

5.1 Summary of VOCs

Three monitoring wells are located upgradient of the Site: MW-2, MW-3A and MW-3B (Figure 2). Monitoring well MW-2 was sampled for the first time during November 2008 and a slight exceedance of benzene was noted; there were no further exceedances noted in the next five sampling events. No VOCs, other than a trace hit of chloroform, have been detected in MW-3A during the eight rounds of sampling (Table 3). No VOCs have been detected in MW-3B during any of the eight sampling rounds.

Monitoring well MW-1 is the only on-site well. It has been sampled four times during the eight long term sampling events. PCE has exceeded the Class GA criterion of 5 µg/L in each of these four events at concentrations ranging from 5.6 µg/L to 50 µg/L. Concentrations of cis-1,2-dichloroethene, TCE and total xylenes have been noted but at concentrations below their respective Class GA criteria.

Four monitoring wells are located immediately downgradient of the Site: MW-4, MW-5, MW-6A and MW-6B. No exceedances have been noted in MW-4 and MW-6A during any of the eight rounds of sampling. No exceedances (other than toluene and acetone which were attributed to laboratory artifacts) have been noted in MW-5 during the eight rounds of sampling.

Exceedances of PCE, TCE and cis-1,2-dichloroethene have been noted at MW-6B during the eight rounds of long term monitoring. A summary of historic PCE concentration data for selected monitoring wells is shown on Table 8. The data presented on this table is a compilation of data available for review during the preparation of this report. A graph of the historic PCE concentrations is also illustrated on Figure 9. Prior to the implementation of remedial measures, the PCE concentration at MW-6B was as high as 14,000 µg/L. As noted in Section 2, the groundwater pump and treat system began operation in 1998 and by July 2000, the PCE concentration had decreased to 160 µg/L. The treatment system was shut down in 2001. PCE concentrations rebounded during the June 2006 event (1,100 µg/L), then decreased by more than half for 2007 and 2008. The concentration then rebounded to 2,000 µg/L in February 2010, then dropped back to 23 µg/L by August 2012 and spiked to 1,500 µg/L in the November 2013 event and was at 1,200 µg/L in the March 2015 sampling event.

Three of the monitoring wells sampled as part of the long-term monitoring program are located approximately halfway between the Site and the Bay Shore Middle School (MW-12, MW-13 and MW-14) along the Southern State Parkway. PCE was detected above the criterion in MW-12, (in each event between 2006 and 2010 at concentrations ranging from 10 µg/L to 60 µg/L, but was detected below the criterion (at 1.6 µg/L, 0.80 µg/L and 2.4 µg/L) in the May 2011, August 2012 and November 2013 sampling events. The concentration in the March 2015 event (10 µg/L) exceeded the

criterion, extending the plume to the south as shown in Figure 10F. PCE has not been detected above the criterion in monitoring wells MW-13 or MW-14 during the previous seven sampling events.

Of the two monitoring wells near the Bay Shore Middle School, the PCE concentrations at MW-11 were 56 µg/L and 60 µg/L for the June 2006 and November 2008 sampling events (an obstruction prevented the collection of a sample in August 2007 through March 2015). At MW-16, the other well near the school, the concentrations of VOCs have all decreased significantly since the August 2012 sampling event. The concentrations of vinyl chloride, cis-1,2-DCE, TCE and PCE all exceeded the criterion in August 2012; however, the concentrations of these four VOCs all dropped to below their respective criteria in November 2013 and were not detected in March 2015. A bar chart of the PCE concentrations at MW-11 and MW-16 for the eight long-term sampling events is shown on Figure 5.

The two most downgradient monitoring wells, MW-23S and MW-23D, are located south of the Sunrise Highway (Figure 2). As shown on Figure 9, PCE concentrations in MW-23S spiked in June 2006 (5,200 µg/L), then decreased by an order of magnitude by November 2008 (500 µg/L). PCE concentrations increased over the next four sampling rounds peaking at 2,300 µg/L in November 2013. The concentration decreased to 390 µg/L during the most recent event (March 2015). PCE concentrations in MW-23D have been increasing since June 2004 (0.4 µg/L) through November 2013 (130 µg/L) but decreased slightly during the most recent event (110 µg/L).

Isoconcentration maps were prepared for PCE and are shown on Figure 10A (June 2006 data), Figure 10B (November 2008 data), Figure 10C (May 2011 data), Figure 10D (August 2012 data), Figure 10E (November 2013 data) and Figure 10F (March 2015). As shown on these maps, the PCE plume appears to have separated into two non-contiguous plumes starting with the May 2011 sampling event and continuing through the March 2015 sampling event: one near the Site and a second centered near MW-23S (immediately south of the Sunrise Highway). PCE concentrations in wells near the Site appear to be increasing at MW-6B as is the PCE concentration in MW-12 (adjacent to the Southern State Parkway). Further downgradient, near the Bay Shore High School, the PCE concentrations appear to be decreasing during the latest sampling event at MW-16 and MW-23S.

TCE has been detected above the Class GA criterion of 5 µg/L in four monitoring wells, MW-6B, MW-16, MW-23S and MW-23D. A graph of the TCE concentrations for these four wells is shown on Figure 6.

Cis-1,2-DCE has been detected above the Class GA criterion of 5 µg/L in five monitoring wells, MW-6B, MW-12, MW-16, MW-23S and MW-23D. As shown on Figure 7, there does not appear to be any discernible trend in concentration.

5.2 Summary of TAL Metals

Of the 23 TAL metals, 11 metals have been detected at least once at concentrations above their Class GA criteria. These exceedances included antimony, beryllium, cadmium, chromium, copper,

iron, lead, manganese, nickel, sodium, and thallium. Three of these metals – iron, manganese, and sodium – are naturally occurring elements in Long Island groundwater and will not be discussed further.

Four metals, including antimony, beryllium, copper and thallium, have been detected sporadically during the eight long-term sampling events. Although antimony has been detected in several wells, no well has had more than one exceedance during the eight sampling events. Beryllium detections have also been sporadic and only one sample has exceeded the criterion during the eight sampling events. Copper has been noted in numerous samples but has only exceeded its criterion once during the eight sampling events. Thallium has been detected sporadically in eight of the 14 long-term monitoring wells and each detection was above the criterion: two wells have had two exceedances and one well has had three exceedances during the eight sampling events.

Cadmium has been detected in over half of the unfiltered samples collected at the Site during the eight long-term sampling events (65 of 108 samples) and four of 53 filtered samples. Cadmium concentrations have exceeded the criterion once in monitoring wells MW-4, MW-6B and MW-23S, and twice in monitoring well MW-3A. Monitoring well MW-2 has been sampled in six events and exceeded the criterion in three of six events, including the dissolved sample in May 2011. Cadmium concentrations exceeded the criterion in well MW-13 during five of eight sampling events, including the dissolved sample in May 2011. Cadmium isoconcentration maps (unfiltered data) are presented in Figure 11A (November 2008), Figure 11B (May 2011), Figure 11C (August 2012), Figure 11D (November 2013) and Figure 11E (March 2015). Note there was only one cadmium exceedance during the last three events. The cadmium results are also presented graphically in Figure 12 and 12A.

Chromium was detected in 95 of 108 unfiltered samples collected to date and exceeded the criterion in 74 of the unfiltered samples. Only one exceedance was noted in any of the filtered samples from the last four sampling rounds. Results from the filtered metals data from May 2011, August 2012, November 2013 and March 2015 indicate that chromium is not present in the dissolved phase. The chromium results are presented graphically on Figure 13.

Nickel has exceeded the Class GA criterion of 100 µg/L at least once in ten wells: MW-2, MW-3B, MW-4, MW-5, MW-6, MW-6A, MW-6B, MW-12, MW-13, and MW-16. In the February 2010 event, nickel concentrations greater than 100 µg/L were detected in three monitoring wells (MW-3B, MW-4, and MW-13). In May 2011, nickel concentration exceeded the criterion in five unfiltered samples but only one filtered sample. In August 2012, nickel concentrations only exceeded the criterion at MW-3A (both unfiltered and filtered samples). In November 2013, nickel equaled the criterion in the filtered sample at MW-2; there were no other exceedances. In March 2015, nickel exceeded the criterion in both the unfiltered and filtered sample from MW-2. The nickel results are presented on Figure 14. There is not a good correlation between wells to indicate whether nickel is present in the dissolved

phase; some samples indicate a significant percent in the dissolved phase (MW-2 and MW-3A) while other samples indicate a low percentage in the dissolved phase.

Lead has been detected in more than half of samples collected during the eight sampling events (65 of 108 unfiltered samples) but has only exceeded the criterion in five unfiltered samples as shown on Figure 15. Results of the four filtered metals analyses indicate that lead is not present in the dissolved phase.

5.3 Future Recommendations

Future recommendations for the ServAll Laundry Site are continued monitoring of selected monitoring wells for VOCs. The next round of groundwater sampling is scheduled for May 2016. Paired filtered/unfiltered groundwater sample for metals analysis were collected from all wells sampled in the May 2011, August 2012, November 2013 and March 2015 sampling events. Early sampling rounds indicated the presence of several metals (chromium, cadmium, nickel and lead) in monitoring wells at concentrations above their respective criteria. To further evaluate these exceedances, paired unfiltered/filtered samples were collected during the last four sampling events. Results of the filtered samples indicate that concentrations of these four metals are below their respective criterion in the dissolved phase. Therefore, the collection of unfiltered and filtered metals samples should be discontinued at the ServAll Site.

Monitoring well MW-11, located in the Bay Shore High School athletic field, has been vandalized and should be cleared of debris or properly abandoned.

Tables

TABLE 1
SERVALL LAUNDRY SITE (1-52-077)
MONITORING WELL DATA

Well ID	NY State Plane Coordinates[1]		Well Screen Depth (ft bgs)	Top of Riser Elevation[1]	Comments
	Northing	Easting			
MW-1	193,973.43	2,204,502.95	76.5 - 86.5	64.79	Behind Servall Building
MW-2	194,178.63	2,204,535.21	71.8 - 81.8	64.47	Well could not be located prior to the November 2008 event
MW-3A	194,188.77	2,204,423.40	110.0 - 120.0	64.37	Well could not be located prior to the November 2008 event
MW-3B	198,189.80	2,204,411.51	78.0 - 88.0	64.54	West of the building on the north side of Drayton Avenue
MW-4	193,713.55	2,204,672.09	74.0 - 84.0	63.11	On north side of Frederick Avenue
MW-5	193,738.12	2,204,418.09	74.0 - 84.0	64.06	On north side of Frederick Avenue
MW-6A	193,723.62	2,204,573.71	53.0 - 63.0	63.87	On north side of Frederick Avenue
MW-6B	193,722.77	2,204,566.29	25.0 - 35.0	63.83	On north side of Frederick Avenue
MW-7	193,247.00	2,204,841.62	102.0 - 112.0	60.79	Well appears to be missing
MW-8	192,291.45	2,205,304.27	94.0 - 104.0	54.6	Well appears to be missing
MW-9	189,214.07	2,206,683.24	78.0 - 88.0	40.91	Well appears to have been paved over or removed
MW-10	188,924.35	2,207,905.95	78.7 - 88.7	40.22	Well appears to be missing
MW-11	188,889.82	2,207,272.76	80.0 - 90.0	37.07	In grass on field at Bay Shore Middle School
MW-12	191,051.70	2,205,475.34	78.8 - 88.8	50.61	In woods along Southern State Parkway near light pole
MW-13	190,990.06	2,205,989.11	88.0 - 98.0	50.33	In woods along Southern State Parkway near light pole
MW-14	191,009.26	2,206,506.46	83.3 - 93.3	49.98	In woods along Southern State Parkway near light pole
MW-15	190,264.25	2,206,372.05	87.0 - 97.0	48.78	Well appears to be missing
MW-16	188,111.44	2,207,779.29	84.0 - 94.0	36.50	South side of Abrew Street in roadway
MW-23S	187,099.54	2,208,295.49	66.0 - 69.0	24.38	In roadway on Cul-de-sac on Perkel Street
MW-23D	187,101.72	2,208,276.17	83.0 - 88.0	24.45	In roadway on Cul-de-sac on Perkel Street

Bolded monitoring wells are severely damaged and require repairs to the road box

1 - Coordinates and elevations taken from E.C. Jordan RI/FS Report, January 1992 and ABB Plume Discharge Study, December 1995.

TABLE 2
SERVALL LAUNDRY SITE (SITE 1-52-077)
GROUNDWATER ELEVATIONS

Well #	Reference Elevation	Date	Depth To Water	Water Table Elevation	Comments
MW-1S	64.79	2/1/10	22.87	41.92	February 2010 sampling event
		5/9/11			not collected
		8/20/12	24.65	40.14	August 2012 sampling event
		11/11/13	26.42	38.37	November 2013 sampling event
		3/23/15	23.14	41.65	March 2015 sampling event
MW-2	64.47	6/6/06	--	--	could not locate
		8/20/07	--	--	could not locate
		11/11/08	23.82	40.65	November 2008 sampling event
		2/1/10	22.27	42.20	February 2010 sampling event
		5/9/11	23.19	41.28	May 2011 sampling event
		8/20/12	24.00	40.47	August 2012 sampling event
		11/11/13	25.72	38.75	November 2013 sampling event
		3/23/15	23.14	41.33	March 2015 sampling event
MW-3A	64.37	6/6/06	20.68	43.69	June 2006 sampling event
		8/20/07	22.00	42.37	August 2007 sampling event
		11/11/08	23.61	40.76	November 2008 sampling event
		2/1/10	22.07	42.30	February 2010 sampling event
		5/9/11	23.02	41.35	May 2011 sampling event
		8/20/12	23.81	40.56	August 2012 sampling event
		11/11/13	25.60	38.77	November 2013 sampling event
		3/23/15	22.75	41.62	March 2015 sampling event
MW-3B	64.54	6/6/06	--	--	could not locate
		8/20/07	--	--	could not locate
		11/11/08	23.81	40.73	November 2008 sampling event
		2/1/10	22.29	42.25	February 2010 sampling event
		5/9/11	23.20	41.34	May 2011 sampling event
		8/20/12	24.02	40.52	August 2012 sampling event
		11/11/13	25.80	38.74	Nov 2013 sampling event, <0.5 ft of water
		3/23/15	22.90	41.64	March 2015 sampling event
MW-4	63.11	6/16/06	20.34	42.77	June 2006 sampling event
		8/20/07	21.50	41.61	August 2007 sampling event
		11/11/08	23.35	39.76	November 2008 sampling event
		2/1/10	21.77	41.34	February 2010 sampling event
		5/9/11	22.57	40.54	May 2011 sampling event
		8/20/12	24.13	38.98	August 2012 sampling event
		11/11/13	25.21	37.90	November 2013 sampling event
		3/23/15	NA		well cap is missing

TABLE 2
SERVALL LAUNDRY SITE (SITE 1-52-077)
GROUNDWATER ELEVATIONS

Well #	Reference Elevation	Date	Depth To Water	Water Table Elevation	Comments
MW-5	64.06	6/15/06	20.98	43.08	June 2006 sampling event
		8/20/07	22.20	41.86	August 2007 sampling event
		11/11/08	23.99	40.07	November 2008 sampling event
		2/1/10	22.42	41.64	February 2010 sampling event
		5/9/11	23.29	40.77	May 2011 sampling event
		8/20/12	23.47	40.59	August 2012 sampling event
		11/11/13	25.94	38.12	November 2013 sampling event
		3/23/15	22.92	41.14	March 2015 sampling event
MW-6A	63.87	6/15/06	20.93	42.94	June 2006 sampling event
		8/20/07	22.41	41.46	August 2007 sampling event
		11/11/08	24.01	39.86	November 2008 sampling event
		2/1/10	22.49	41.38	February 2010 sampling event
		5/9/11	23.28	40.59	May 2011 sampling event
		8/20/12	24.15	39.72	August 2012 sampling event
		11/11/13	25.87	38.00	November 2013 sampling event
		3/23/15	22.89	40.98	March 2015 sampling event
MW-6B	63.83	6/15/06	20.89	42.94	June 2006 sampling event
		8/20/07	22.16	41.67	August 2007 sampling event
		11/11/08	23.95	39.88	November 2008 sampling event
		2/1/10	22.36	41.47	February 2010 sampling event
		5/9/11	23.62	40.21	May 2011 sampling event
		8/20/12	24.17	39.66	August 2012 sampling event
		11/11/13	25.89	37.94	November 2013 sampling event
		3/23/15	22.82	41.01	March 2015 sampling event
MW-11	37.07	6/8/06	8.80	28.27	June 2006 sampling event
		8/20/07	6.57	30.50	August 2007 sampling event
		11/11/08	10.13	26.94	November 2008 sampling event
		2/1/10	9.13	27.94	February 2010 sampling event
		5/9/11	NA		vandalized, filled with debris
		8/20/12	NA		vandalized, filled with debris
		11/11/13	NA		vandalized, filled with debris
		3/23/15	NA		vandalized, filled with debris
MW-12	50.61	6/15/06	14.15	36.46	June 2006 sampling event
		8/20/07	15.42	35.19	August 2007 sampling event
		11/11/08	16.74	33.87	November 2008 sampling event
		2/1/10	15.14	35.47	February 2010 sampling event
		5/9/11	15.60	35.01	May 2011 sampling event
		8/20/12	16.62	33.99	August 2012 sampling event
		11/11/13	18.41	32.20	November 2013 sampling event
		3/23/15	14.91	35.70	March 2015 sampling event

TABLE 2
SERVALL LAUNDRY SITE (SITE 1-52-077)
GROUNDWATER ELEVATIONS

Well #	Reference Elevation	Date	Depth To Water	Water Table Elevation	Comments
MW-13	50.33	6/15/06	18.51	31.82	June 2006 sampling event
		8/20/07	15.87	34.46	August 2007 sampling event
		11/11/08	17.10	33.23	November 2008 sampling event
		2/1/10	15.54	34.79	February 2010 sampling event
		5/9/11	15.97	34.36	May 2011 sampling event
		8/20/12	16.93	33.40	August 2012 sampling event
		11/11/13	18.71	31.62	November 2013 sampling event
		3/23/15	15.20	35.13	March 2015 sampling event
MW-14	49.98	6/15/06	15.01	34.97	June 2006 sampling event
		8/20/07	16.26	33.72	August 2007 sampling event
		11/11/08	17.29	32.69	November 2008 sampling event
		2/1/10	15.84	34.14	February 2010 sampling event
		5/9/11	16.25	33.73	May 2011 sampling event
		8/20/12	17.14	32.84	August 2012 sampling event
		11/11/13	18.99	30.99	November 2013 sampling event
		3/23/15	15.41	34.57	March 2015 sampling event
MW-16	36.50	6/15/06	10.52	25.98	June 2006 sampling event
		8/20/07	12.76	23.74	August 2007 sampling event
		11/11/08	12.35	24.15	November 2008 sampling event
		2/1/10	11.52	24.98	February 2010 sampling event
		5/9/11	11.68	24.82	May 2011 sampling event
		8/20/12	11.82	24.68	August 2012 sampling event
		11/11/13	13.35	23.15	November 2013 sampling event
		3/23/15	10.89	25.61	March 2015 sampling event
MW-23S	24.38	6/8/06	5.25	19.13	June 2006 sampling event
		8/20/07	6.22	18.16	August 2007 sampling event
		11/11/08	6.09	18.29	November 2008 sampling event
		2/1/10	5.78	18.60	February 2010 sampling event
		5/9/11	5.62	18.76	May 2011 sampling event
		8/20/12	5.61	18.77	August 2012 sampling event
		11/11/13	6.60	17.78	November 2013 sampling event
		3/23/15	5.25	19.13	March 2015 sampling event
MW-23D	24.45	6/8/06	5.15	19.30	June 2006 sampling event
		8/20/07	6.14	18.31	August 2007 sampling event
		11/11/08	6.00	18.45	November 2008 sampling event
		2/1/10	5.62	18.83	February 2010 sampling event
		5/9/11	5.67	18.78	May 2011 sampling event
		8/20/12	5.56	18.89	August 2012 sampling event
		11/11/13	6.52	17.93	November 2013 sampling event
		3/23/15	5.36	19.09	March 2015 sampling event

All measurements and elevations are in feet, MSL.
All measurements were taken from the top of PVC casing.

TABLE 3
SERVALL LAUNDRY SITE (SITE 1-52-077)
PERIODIC SAMPLING - 2006 THROUGH 2015 SAMPLING EVENTS
SUMMARY OF VOCs IN GROUNDWATER

Sample Location	NYSDEC	MW-1		MW-1		MW-1		MW-1		MW-1		MW-1		MW-1	
Sample ID	Class GA					SL-MW-1				SL-MW-1		SL-MW-1		SL-MW-1	
Laboratory ID	Ground					J0196-01				L1786-10		AC75681-001		AC83904-001	
Sample Date	Water	6/6/06		8/21/07		11/14/08		2/3/10		5/11/11		08/22/12		11/12/13		3/23/15	
	Criteria	conc.	Q	conc.	Q	conc.	Q	conc.	Q	conc.	Q	conc.	Q	conc.	Q	conc.	Q
Vinyl Chloride	2	NA		NA		NA		ND		NA		ND		ND		ND	
1,1-Dichloroethene	5	NA		NA		NA		ND		NA		ND		ND		ND	
Acetone	50	NA		NA		NA		ND		NA		ND		ND		ND	
Benzene	1	NA		NA		NA		ND		NA		ND		ND		ND	
2-Butanone	50	NA		NA		NA		ND		NA		ND		ND		ND	
trans-1,2-Dichloroethene	5	NA		NA		NA		ND		NA		ND		ND		ND	
Methyl tert-butyl ether	10	NA		NA		NA		ND		NA		ND		ND		ND	
1,1-Dichloroethane	5	NA		NA		NA		ND		NA		ND		ND		ND	
cis-1,2-Dichloroethene	5	NA		NA		NA		2.3	J	NA		1.2	J	ND		ND	
Chloroform	7	NA		NA		NA		ND		NA		ND		ND		ND	
1,1,1-Trichloroethane	5	NA		NA		NA		ND		NA		ND		ND		ND	
Trichloroethene	5	NA		NA		NA		1.8	J	NA		0.81	J	ND		ND	
Tetrachloroethene	5	NA		NA		NA		***50***		NA		***18***		***5.6***		***14***	
Xylenes (Total)	5	NA		NA		NA		1.1	J	NA		ND		ND		ND	
Toluene	5	NA		NA		NA		ND		NA		ND		ND		ND	
Chlorobenzene	5	NA		NA		NA		ND		NA		ND		ND		ND	
1,2-Dichlorobenzene	4.7	NA		NA		NA		ND		NA		ND		ND		ND	
Number of TICs																	
Total TIC concentration														ND		ND	

Notes:
All values are in micrograms per liter (µg/L)
ND - Not detected
D - Dilution
J - Estimated value, VOCs
NA - Not analyzed
BOLD/ITALICS - exceeds criterion

TABLE 3
SERVALL LAUNDRY SITE (SITE 1-52-077)
PERIODIC SAMPLING - 2006 THROUGH 2015 SAMPLING EVENTS
SUMMARY OF VOCs IN GROUNDWATER

Sample Location	NYSDEC	MW-2	MW-2	MW-2	MW-2	MW-2	MW-2	MW-2	MW-2
Sample ID	Class GA	Can't	Can't	SL-MW-2	SL-MW-2	SL-MW-2	SL-MW-2	SL-MW-2	SL-MW-2
Laboratory ID	Ground	Locate	Locate	G2115-14	J0196-06	K0834-09	L1786-11	AC75681-003	AC83904-0
Sample Date	Water	6/6/06	8/21/07	11/14/08	2/4/10	5/11/11	08/22/12	11/12/13	3/23/15
	Criteria	conc. Q	conc. Q	conc. Q	conc. Q	conc. Q	conc. Q	conc. Q	conc. Q
Vinyl Chloride	2	NA	NA	ND	ND	ND	ND	ND	ND
1,1-Dichloroethene	5	NA	NA	ND	ND	ND	ND	ND	ND
Acetone	50	NA	NA	ND	ND	ND	ND	ND	ND
Benzene	1	NA	NA	***1.7 J***	ND	ND	ND	ND	ND
2-Butanone	50	NA	NA	ND	ND	ND	ND	ND	ND
trans-1,2-Dichloroethene	5	NA	NA	ND	ND	ND	ND	ND	ND
Methyl tert-butyl ether	10	NA	NA	ND	ND	ND	ND	ND	ND
1,1-Dichloroethane	5	NA	NA	ND	ND	ND	ND	ND	ND
cis-1,2-Dichloroethene	5	NA	NA	ND	ND	ND	ND	ND	ND
Chloroform	7	NA	NA	ND	ND	ND	ND	ND	ND
1,1,1-Trichloroethane	5	NA	NA	ND	ND	ND	ND	ND	ND
Trichloroethene	5	NA	NA	ND	ND	ND	ND	ND	ND
Tetrachloroethene	5	NA	NA	ND	ND	2.1 J	ND	ND	1.1
Xylenes (Total)	5	NA	NA	ND	ND	ND	ND	ND	ND
Toluene	5	NA	NA	1.4 J	ND	ND	ND	ND	ND
Chlorobenzene	5	NA	NA	ND	ND	ND	ND	ND	ND
1,2-Dichlorobenzene	4.7	NA	NA	ND	ND	ND	ND	ND	ND
Number of TICs				1					
Total TIC concentration				38 J				ND	ND

Notes:
All values are in micrograms per liter (µg/L)
ND - Not detected
D - Dilution
J - Estimated value, VOCs
NA - Not analyzed
BOLD/ITALICS - exceeds criterion

TABLE 3
SERVALL LAUNDRY SITE (SITE 1-52-077)
PERIODIC SAMPLING - 2006 THROUGH 2015 SAMPLING EVENTS
SUMMARY OF VOCs IN GROUNDWATER

Sample Location	NYSDEC	MW-3A	MW-3A	MW-3A	MW-3A	MW-3A	MW-3A	MW-3A	MW-3A
Sample ID	Class GA	SMW-3A	SMW-3A	SL-MW-3A	SL-MW-3A	SL-MW-3A	SL-MW-3A	SL-MW-3A	SL-MW-3A
Laboratory ID	Ground	E0773-18	F1174-02C	G2115-16	J0196-02	K0834-10	L1820-01	AC75711-005	AC83904-011
Sample Date	Water	6/6/06	8/21/07	11/14/08	2/3/10	5/11/11	08/27/12	11/12/13	3/23/15
	Criteria	conc. Q	conc. Q	conc. Q	conc. Q	conc. Q	conc. Q	conc. Q	conc. Q
Vinyl Chloride	2	ND	ND	ND	ND	ND	ND	ND	ND
1,1-Dichloroethene	5	ND	ND	ND	ND	ND	ND	ND	ND
Acetone	50	ND	ND	ND	ND	ND	ND	ND	ND
Benzene	1	ND	ND	ND	ND	ND	ND	ND	ND
2-Butanone	50	ND	ND	ND	ND	ND	ND	ND	ND
trans-1,2-Dichloroethene	5	ND	ND	ND	ND	ND	ND	ND	ND
Methyl tert-butyl ether	10	ND	ND	ND	ND	ND	ND	ND	ND
1,1-Dichloroethane	5	ND	ND	ND	ND	ND	ND	ND	ND
cis-1,2-Dichloroethene	5	ND	ND	ND	ND	ND	ND	ND	ND
Chloroform	7	ND	ND	ND	ND	ND	0.53 J	ND	ND
1,1,1-Trichloroethane	5	ND	ND	ND	ND	ND	ND	ND	ND
Trichloroethene	5	ND	ND	ND	ND	ND	ND	ND	ND
Tetrachloroethene	5	ND	ND	ND	ND	ND	ND	ND	ND
Xylenes (Total)	5	ND	ND	ND	ND	ND	ND	ND	ND
Toluene	5	ND	ND	ND	ND	ND	ND	ND	ND
Chlorobenzene	5	ND	ND	ND	ND	ND	ND	ND	ND
1,2-Dichlorobenzene	4.7	ND	ND	ND	ND	ND	ND	ND	ND
Number of TICs		0	0	1					
Total TIC concentration		ND	ND	19 J				ND	ND

Notes:
All values are in micrograms per liter (µg/L)
ND - Not detected
D - Dilution
J - Estimated value, VOCs
NA - Not analyzed
BOLD/ITALICS - exceeds criterion

TABLE 3
SERVALL LAUNDRY SITE (SITE 1-52-077)
PERIODIC SAMPLING - 2006 THROUGH 2015 SAMPLING EVENTS
SUMMARY OF VOCs IN GROUNDWATER

Sample Location	NYSDEC	MW-3B		MW-3B		MW-3B		MW-3B		MW-3B		MW-3B		MW-3B	
Sample ID	Class GA	Can't		Can't		SL-MW-3B		SL-MW-3B		SL-MW-3B		SL-MW-3B		SL-MW-3B	
Laboratory ID	Ground	Locate		Locate		G2115-17		J0196-07		K0834-11		L1820-02		AC75711-001		AC83904-013
Sample Date	Water	6/6/06		8/21/07		11/14/08		2/4/10		5/11/11		08/27/12		11/12/13		3/23/15	
	Criteria	conc.	Q	conc.	Q	conc.	Q	conc.	Q	conc.	Q	conc.	Q	conc.	Q	conc.	Q
Vinyl Chloride	2	NA		NA		ND		ND		ND		ND		ND		ND	
1,1-Dichloroethene	5	NA		NA		ND		ND		ND		ND		ND		ND	
Acetone	50	NA		NA		ND		ND		ND		ND		ND		ND	
Benzene	1	NA		NA		ND		ND		ND		ND		ND		ND	
2-Butanone	50	NA		NA		ND		ND		ND		ND		ND		ND	
trans-1,2-Dichloroethene	5	NA		NA		ND		ND		ND		ND		ND		ND	
Methyl tert-butyl ether	10	NA		NA		ND		ND		ND		ND		ND		ND	
1,1-Dichloroethane	5	NA		NA		ND		ND		ND		ND		ND		ND	
cis-1,2-Dichloroethene	5	NA		NA		ND		ND		ND		ND		ND		ND	
Chloroform	7	NA		NA		ND		ND		ND		ND		ND		ND	
1,1,1-Trichloroethane	5	NA		NA		ND		ND		ND		ND		ND		ND	
Trichloroethene	5	NA		NA		ND		ND		ND		ND		ND		ND	
Tetrachloroethene	5	NA		NA		ND		ND		ND		ND		ND		ND	
Xylenes (Total)	5	NA		NA		ND		ND		ND		ND		ND		ND	
Toluene	5	NA		NA		ND		ND		ND		ND		ND		ND	
Chlorobenzene	5	NA		NA		ND		ND		ND		ND		ND		ND	
1,2-Dichlorobenzene	4.7	NA		NA		ND		ND		ND		ND		ND		ND	
Number of TICs						1											
Total TIC concentration						19	J							ND		ND	

Notes:
All values are in micrograms per liter (µg/L)
ND - Not detected
D - Dilution
J - Estimated value, VOCs
NA - Not analyzed
BOLD/ITALICS - exceeds criterion

TABLE 3
SERVALL LAUNDRY SITE (SITE 1-52-077)
PERIODIC SAMPLING - 2006 THROUGH 2015 SAMPLING EVENTS
SUMMARY OF VOCs IN GROUNDWATER

Sample Location	NYSDEC	MW-4		MW-4		MW-4		MW-4		MW-4		MW-4		MW-4		MW-4	
Sample ID	Class GA	SMW-4		SMW-4		SMW-4		SL-MW-4		SL-MW-4		SL-MW-4		SL-MW-4		SL-MW-4	
Laboratory ID	Ground	E0832-10		F0495-02B		F1174-03C		G2115-09		J0196-08		K0834-12		L1820-07		AC75711-014	
Sample Date	Water	6/16/06		4/20/07		8/21/07		11/13/08		2/4/10		5/12/11		08/29/12		11/13/13		3/23/15	
	Criteria	conc.	Q	conc.	Q	conc.	Q	conc.	Q	conc.	Q	conc.	Q	conc.	Q	conc.	Q	conc.	Q
Vinyl Chloride	2	ND		ND		ND		ND		ND		ND		ND		ND		well cap	
1,1-Dichloroethene	5	ND		ND		ND		ND		ND		ND		ND		ND		is missing	
Acetone	50	ND		ND		ND		ND		ND		ND		ND		ND		and the	
Benzene	1	ND		ND		ND		ND		ND		ND		ND		ND		well is	
2-Butanone	50	ND		ND		ND		ND		ND		ND		ND		ND		filled with	
trans-1,2-Dichloroethene	5	ND		ND		ND		ND		ND		ND		ND		ND		soil	
Methyl tert-butyl ether	10	ND		ND		ND		ND		ND		ND		ND		ND			
1,1-Dichloroethane	5	ND		ND		ND		ND		ND		ND		ND		ND			
cis-1,2-Dichloroethene	5	ND		ND		ND		ND		ND		ND		ND		ND			
Chloroform	7	ND		ND		ND		ND		ND		ND		ND		ND			
1,1,1-Trichloroethane	5	ND		ND		ND		ND		ND		ND		ND		ND			
Trichloroethene	5	ND		ND		ND		ND		ND		ND		ND		ND			
Tetrachloroethene	5	ND		ND		ND		ND		ND		ND		ND		ND			
Xylenes (Total)	5	ND		ND		ND		ND		ND		ND		ND		ND			
Toluene	5	ND		ND		ND		ND		ND		ND		ND		ND			
Chlorobenzene	5	ND		ND		ND		ND		ND		ND		ND		ND			
1,2-Dichlorobenzene	4.7	ND		ND		ND		ND		ND		ND		ND		ND			
Number of TICs		0		0		0		1											
Total TIC concentration		ND		ND		ND		28	J							ND			

Notes:
All values are in micrograms per liter (µg/L)
ND - Not detected
D - Dilution
J - Estimated value, VOCs
NA - Not analyzed
BOLD/ITALICS - exceeds criterion

TABLE 3
SERVALL LAUNDRY SITE (SITE 1-52-077)
PERIODIC SAMPLING - 2006 THROUGH 2015 SAMPLING EVENTS
SUMMARY OF VOCs IN GROUNDWATER

Sample Location	NYSDEC	MW-5	MW-5	MW-5	MW-5	MW-5	MW-5	MW-5	MW-5	MW-5
Sample ID	Class GA	SMW-5	SMW-5	SMW-5	SL-MW-5	SL-MW-5	SL-MW-5	SL-MW-5	SL-MW-5	SL-MW-5
Laboratory ID	Ground	E0832-05	F0495-04B	F1174-13B	G2115-13	J0196-09	K0834-15	L1820-06		AC83924-001
Sample Date	Water	6/15/06	4/20/07	8/27/07	11/13/08	2/4/10	5/12/11	08/29/12	1/13/13	3/24/15
	Criteria	conc. Q	conc. Q	conc. Q	conc. Q	conc. Q	conc. Q	conc. Q	conc. Q	conc. Q
Vinyl Chloride	2	ND	ND	ND	ND	ND	ND	ND	Could not	ND
1,1-Dichloroethene	5	ND	ND	ND	ND	ND	ND	ND	sample,	ND
Acetone	50	ND	ND	ND	***170***	ND	ND	ND	less than	ND
Benzene	1	ND	ND	ND	ND	ND	ND	ND	1 ft of	ND
2-Butanone	50	ND	ND	ND	38 J	ND	ND	ND	water in	ND
trans-1,2-Dichloroethene	5	ND	ND	ND	ND	ND	ND	ND	the well.	ND
Methyl tert-butyl ether	10	ND	ND	ND	ND	ND	ND	ND		ND
1,1-Dichloroethane	5	ND	ND	ND	ND	ND	ND	ND		ND
cis-1,2-Dichloroethene	5	3.0 J	2.0 J	ND	ND	ND	ND	ND		ND
Chloroform	7	ND	ND	ND	ND	ND	ND	ND		ND
1,1,1-Trichloroethane	5	ND	ND	ND	ND	ND	ND	ND		ND
Trichloroethene	5	ND	ND	ND	ND	ND	1.5 J	ND		ND
Tetrachloroethene	5	ND	ND	2.0 J	ND	ND	ND	ND		ND
Xylenes (Total)	5	ND	ND	ND	ND	ND	ND	ND		ND
Toluene	5	ND	ND	ND	***1,200***	***230 D***	ND	ND		ND
Chlorobenzene	5	ND	ND	ND	ND	ND	ND	ND		ND
1,2-Dichlorobenzene	4.7	ND	ND	ND	ND	ND	ND	ND		ND
Number of TICs		0	0	0	1					
Total TIC concentration		ND	ND	ND	330 J					ND

Notes:
All values are in micrograms per liter (µg/L)
ND - Not detected
D - Dilution
J - Estimated value, VOCs
NA - Not analyzed
BOLD/ITALICS - exceeds criterion

TABLE 3
SERVALL LAUNDRY SITE (SITE 1-52-077)
PERIODIC SAMPLING - 2006 THROUGH 2015 SAMPLING EVENTS
SUMMARY OF VOCs IN GROUNDWATER

Sample Location	NYSDEC	MW-6A	MW-6A	MW-6A	MW-6A	MW-6A	MW-6A	MW-6A	MW-6A	MW-6A
Sample ID	Class GA	SMW-6A	SMW-6A	SMW-6A	SMW-6A	SMW-6A	SMW-6A	SL-MW-6A	SL-MW-6A	SL-MW-6A
Laboratory ID	Ground	E0832-06	F0495-01B	F1174-04C	G2115-10	J0196-10	K0834-13	L1820-03	AC75711-012	AC83904-020
Sample Date	Water	6/15/06	4/20/07	8/21/07	11/13/08	2/4/10	5/12/11	08/27/12	11/13/13	3/24/15
	Criteria	conc. Q	conc. Q	conc. Q	conc. Q	conc. Q	conc. Q	conc. Q	conc. Q	conc. Q
Vinyl Chloride	2	ND	ND	ND	ND	ND	ND	ND	ND	ND
1,1-Dichloroethene	5	ND	ND	ND	ND	ND	ND	ND	ND	ND
Acetone	50	ND	ND	ND	ND	ND	ND	ND	ND	ND
Benzene	1	ND	ND	ND	ND	ND	ND	ND	ND	ND
2-Butanone	50	ND	ND	ND	ND	ND	ND	ND	ND	ND
trans-1,2-Dichloroethene	5	ND	ND	ND	ND	ND	ND	ND	ND	ND
Methyl tert-butyl ether	10	ND	ND	ND	ND	ND	ND	ND	ND	ND
1,1-Dichloroethane	5	ND	ND	ND	ND	ND	ND	ND	ND	ND
cis-1,2-Dichloroethene	5	ND	ND	ND	ND	ND	ND	ND	ND	ND
Chloroform	7	ND	ND	ND	ND	ND	ND	ND	5.7	2.8
1,1,1-Trichloroethane	5	ND	ND	ND	ND	ND	ND	ND	ND	ND
Trichloroethene	5	ND	ND	ND	ND	ND	ND	ND	ND	ND
Tetrachloroethene	5	ND	ND	ND	ND	1.2 J	ND	ND	ND	ND
Xylenes (Total)	5	ND	ND	ND	ND	ND	ND	ND	ND	ND
Toluene	5	ND	ND	ND	ND	ND	ND	ND	ND	ND
Chlorobenzene	5	ND	ND	ND	ND	ND	ND	ND	ND	ND
1,2-Dichlorobenzene	4.7	ND	ND	ND	ND	ND	ND	ND	ND	ND
Number of TICs		0	0	0	1					
Total TIC concentration		ND	ND	ND	28 J				ND	ND

Notes:
All values are in micrograms per liter (µg/L)
ND - Not detected
D - Dilution
J - Estimated value, VOCs
NA - Not analyzed
BOLD/ITALICS - exceeds criterion

TABLE 3
SERVALL LAUNDRY SITE (SITE 1-52-077)
PERIODIC SAMPLING - 2006 THROUGH 2015 SAMPLING EVENTS
SUMMARY OF VOCs IN GROUNDWATER

Sample Location	NYSDEC	MW-6B	MW-6B	MW-6B	MW-6B	MW-6B	MW-6B	MW-6B	MW-6B	MW-6B
Sample ID	Class GA	SMW-6B	SMW-6B	SMW-6B	SMW-6B	SMW-6B	SMW-6B	SL-MW-6B	SL-MW-6B	SL-MW-6B
Laboratory ID	Ground	E0832-07	F0495-03B	F1174-05C	G2115-12	J0196-11	K0834-14	L1820-04	AC75711-010	AC83904-018
Sample Date	Water	6/15/06	4/20/07	8/21/07	11/13/08	2/4/10	5/12/11	08/27/12	11/13/13	3/24/15
	Criteria	conc. Q	conc. Q	conc. Q	conc. Q	conc. Q	conc. Q	conc. Q	conc. Q	conc. Q
Vinyl Chloride	2	ND	ND	ND	ND	ND	ND	ND	ND	ND
1,1-Dichloroethene	5	ND	ND	ND	ND	ND	ND	ND	ND	ND
Acetone	50	ND	ND	ND	ND	ND	ND	3.7 J	ND	ND
Benzene	1	ND	ND	ND	ND	ND	ND	ND	ND	ND
2-Butanone	50	ND	ND	ND	ND	ND	ND	ND	ND	ND
trans-1,2-Dichloroethene	5	ND	ND	ND	ND	ND	ND	ND	ND	ND
Methyl tert-butyl ether	10	ND	ND	ND	ND	ND	ND	ND	ND	ND
1,1-Dichloroethane	5	ND	ND	ND	ND	ND	ND	ND	ND	ND
cis-1,2-Dichloroethene	5	***210 D***	***120***	***130***	***140***	***190***	***44***	0.50 J	***140***	***100***
Chloroform	7	ND	ND	ND	2.0 J	ND	ND	ND	ND	ND
1,1,1-Trichloroethane	5	ND	ND	ND	ND	ND	ND	ND	ND	ND
Trichloroethene	5	***85***	***27***	***26***	***30***	***40***	***7.3***	ND	***30.0***	***31.0***
Tetrachloroethene	5	***1,100 D***	***650***	***480 D***	***470 D***	***2,000 D***	***150***	***23***	***1,500***	***1,200***
Xylenes (Total)	5	ND	ND	ND	ND	ND	ND	ND	ND	ND
Toluene	5	ND	ND	ND	ND	ND	ND	ND	ND	ND
Chlorobenzene	5	ND	ND	ND	ND	ND	ND	ND	ND	ND
1,2-Dichlorobenzene	4.7	ND	ND	ND	ND	ND	ND	ND	ND	ND
Number of TICs		0	0	0	1					
Total TIC concentration		ND	ND	ND	28 J				ND	ND

Notes:
All values are in micrograms per liter (µg/L)
ND - Not detected
D - Dilution
J - Estimated value, VOCs
NA - Not analyzed
BOLD/ITALICS - exceeds criterion

TABLE 3
SERVALL LAUNDRY SITE (SITE 1-52-077)
PERIODIC SAMPLING - 2006 THROUGH 2015 SAMPLING EVENTS
SUMMARY OF VOCs IN GROUNDWATER

Sample Location	NYSDEC	MW-9		MW-11		MW-11		MW-11		MW-11		MW-11		MW-11		MW-11	
Sample ID	Class GA			SMW-11		SMW-11		SL-MW-11		SL-MW-11		SL-MW-11		SL-MW-11		SL-MW-11	
Laboratory ID	Ground	Destroyed		E0773-19				G2115-01									
Sample Date	Water	6/09/06		6/8/06		8/20/07		11/11/08		2/1/10		5/10/11		08/22/12		11/12/13	
	Criteria	conc.	Q	conc.	Q	conc.	Q	conc.	Q	conc.	Q	conc.	Q	conc.	Q	conc.	Q
Vinyl Chloride	2			ND		NA		ND		NA		NA		NA		NA	
1,1-Dichloroethene	5			ND		NA		ND		NA		NA		NA		NA	
Acetone	50			ND		NA		ND		NA		NA		NA		NA	
Benzene	1			ND		NA		ND		NA		NA		NA		NA	
2-Butanone	50			ND		NA		ND		NA		NA		NA		NA	
trans-1,2-Dichloroethene	5			ND		NA		ND		NA		NA		NA		NA	
Methyl tert-butyl ether	10			ND		NA		1.8	J	NA		NA		NA		NA	
1,1-Dichloroethane	5			ND		ND		ND		NA		NA		NA		NA	
cis-1,2-Dichloroethene	5			3.0	J	NA		***13***		NA		NA		NA		NA	
Chloroform	7			ND		NA		ND		NA		NA		NA		NA	
1,1,1-Trichloroethane	5			ND		NA		ND		NA		NA		NA		NA	
Trichloroethene	5			4.0	J	NA		ND		NA		NA		NA		NA	
Tetrachloroethene	5			***56***		NA		***60***		NA		NA		NA		NA	
Xylenes (Total)	5			ND		NA		ND		NA		NA		NA		NA	
Toluene	5			ND		NA		***63***		NA		NA		NA		NA	
Chlorobenzene	5			ND		NA		4.8	J	NA		NA		NA		NA	
1,2-Dichlorobenzene	4.7			ND		NA		ND		NA		NA		NA		NA	
Number of TICs				1				1									
Total TIC concentration				6	J	NA		22	J								

Notes:
All values are in micrograms per liter (µg/L)
ND - Not detected
D - Dilution
J - Estimated value, VOCs
NA - Not analyzed
BOLD/ITALICS - exceeds criterion

TABLE 3
SERVALL LAUNDRY SITE (SITE 1-52-077)
PERIODIC SAMPLING - 2006 THROUGH 2015 SAMPLING EVENTS
SUMMARY OF VOCs IN GROUNDWATER

Sample Location	NYSDEC	MW-12	MW-12	MW-12	MW-12	MW-12	MW-12	MW-12	MW-12
Sample ID	Class GA	SMW-12	SMW-12	SL-MW-12	SL-MW-12	SL-MW-12	SL-MW-12	SL-MW-12	SL-MW-12
Laboratory ID	Ground	E0832-01	F1174-08C	G2115-06	J0189-01	K0834-01	L1786-07	AC75711-027	AC83904-016
Sample Date	Water	6/15/06	8/22/07	11/12/08	2/2/10	5/10/11	08/22/12	11/14/13	3/24/15
	Criteria	conc. Q	conc. Q	conc. Q	conc. Q	conc. Q	conc. Q	conc. Q	conc. Q
Vinyl Chloride	2	ND	ND	ND	ND	ND	ND	ND	ND
1,1-Dichloroethene	5	ND	ND	ND	ND	ND	ND	ND	ND
Acetone	50	ND	ND	ND	ND	ND	ND	ND	ND
Benzene	1	ND	ND	ND	ND	ND	ND	ND	ND
2-Butanone	50	ND	ND	ND	ND	ND	ND	ND	ND
trans-1,2-Dichloroethene	5	ND	ND	ND	ND	ND	ND	ND	ND
Methyl tert-butyl ether	10	ND	ND	ND	ND	1.7 J	0.68 J	ND	ND
1,1-Dichloroethane	5	ND	ND	ND	ND	ND	ND	ND	ND
cis-1,2-Dichloroethene	5	ND	2.0 J	3.1 J	ND	1.8 J	***5.6***	ND	ND
Chloroform	7	ND	ND	ND	ND	ND	ND	ND	ND
1,1,1-Trichloroethane	5	ND	ND	ND	ND	ND	ND	ND	ND
Trichloroethene	5	ND	1.0 J	ND	ND	ND	1.1 J	ND	ND
Tetrachloroethene	5	***17***	***17***	***60***	***10***	1.6 J	0.80 J	2.4	***10***
Xylenes (Total)	5	ND	ND	ND	ND	ND	ND	ND	ND
Toluene	5	ND	ND	ND	ND	ND	ND	ND	ND
Chlorobenzene	5	4.0 J	ND	ND	ND	ND	ND	ND	ND
1,2-Dichlorobenzene	4.7	***9.0***	ND	ND	ND	ND	ND	ND	ND
Number of TICs		0	0	1					
Total TIC concentration		ND	ND	26				ND	ND

Notes:
All values are in micrograms per liter (µg/L)
ND - Not detected
D - Dilution
J - Estimated value, VOCs
NA - Not analyzed
BOLD/ITALICS - exceeds criterion

TABLE 3
SERVALL LAUNDRY SITE (SITE 1-52-077)
PERIODIC SAMPLING - 2006 THROUGH 2015 SAMPLING EVENTS
SUMMARY OF VOCs IN GROUNDWATER

Sample Location	NYSDEC	MW-13		MW-13		MW-13		MW-13		MW-13		MW-13		MW-13	
Sample ID	Class GA	SMW-13		SMW-13		SL-MW-13		SL-MW-13		SL-MW-13		SL-MW-13		SL-MW-13	
Laboratory ID	Ground	E0832-02		F1174-07C		G2115-07		J0189-02		K0834-02		L1786-04		AC75711-029		AC83924-007	
Sample Date	Water	6/15/06		8/22/07		11/12/08		2/2/10		5/10/11		8/21/12		11/14/13		3/24/15	
	Criteria	conc.	Q	conc.	Q	conc.	Q	conc.	Q	conc.	Q	conc.	Q	conc.	Q	conc.	Q
Vinyl Chloride	2	ND		ND		ND		ND		ND		ND		ND		ND	
1,1-Dichloroethene	5	ND		ND		ND		ND		ND		ND		ND		ND	
Acetone	50	4.0	J	ND		ND		ND		ND		ND		ND		ND	
Benzene	1	ND		ND		ND		ND		ND		ND		ND		ND	
2-Butanone	50	ND		ND		ND		ND		ND		ND		ND		ND	
trans-1,2-Dichloroethene	5	ND		ND		ND		ND		ND		ND		ND		ND	
Methyl tert-butyl ether	10	ND		ND		ND		ND		ND		6.7		1.2		1.4	
1,1-Dichloroethane	5	ND		ND		ND		ND		ND		ND		ND		ND	
cis-1,2-Dichloroethene	5	ND		ND		ND		ND		ND		ND		ND		ND	
Chloroform	7	ND		6.0		2.7	J	ND		ND		ND		ND		ND	
1,1,1-Trichloroethane	5	ND		ND		ND		ND		ND		ND		ND		ND	
Trichloroethene	5	3.0	J	ND		ND		ND		ND		0.71	J	ND		ND	
Tetrachloroethene	5	***5.0***		ND		1.0	J	ND		ND		1.0	J	ND		ND	
Xylenes (Total)	5	ND		ND		ND		ND		ND		ND		ND		ND	
Toluene	5	ND		ND		ND		ND		ND		ND		ND		ND	
Chlorobenzene	5	ND		ND		ND		ND		ND		ND		ND		ND	
1,2-Dichlorobenzene	4.7	ND		ND		ND		ND		ND		ND		ND		ND	
Number of TICs		0		0		1											
Total TIC concentration		ND		ND		26	J							ND		ND	

Notes:
All values are in micrograms per liter (µg/L)
ND - Not detected
D - Dilution
J - Estimated value, VOCs
NA - Not analyzed
BOLD/ITALICS - exceeds criterion

TABLE 3
SERVALL LAUNDRY SITE (SITE 1-52-077)
PERIODIC SAMPLING - 2006 THROUGH 2015 SAMPLING EVENTS
SUMMARY OF VOCs IN GROUNDWATER

Sample Location	NYSDEC	MW-14		MW-14		MW-14		MW-14		MW-14		MW-14		MW-14	
Sample ID	Class GA	SMW-14		SMW-14		SL-MW-14		SL-MW-14		SL-MW-14		SL-MW-14		SL-MW-14	
Laboratory ID	Ground	E0832-03		F1174-06C		G2115-18		J0189-04		K0834-05		L1786-08		AC75711-031		AC83924-003	
Sample Date	Water	6/15/06		8/22/07		11/14/08		2/2/10		5/10/11		08/22/12		11/14/13		3/25/15	
	Criteria	conc.	Q	conc.	Q	conc.	Q	conc.	Q	conc.	Q	conc.	Q	conc.	Q	conc.	Q
Vinyl Chloride	2	ND		ND		ND		ND		ND		ND		ND		ND	
1,1-Dichloroethene	5	ND		ND		ND		ND		ND		ND		ND		ND	
Acetone	50	ND		ND		ND		ND		ND		ND		ND		ND	
Benzene	1	ND		ND		ND		ND		ND		ND		ND		ND	
2-Butanone	50	ND		ND		ND		ND		ND		ND		ND		ND	
trans-1,2-Dichloroethene	5	ND		ND		ND		ND		ND		ND		ND		ND	
Methyl tert-butyl ether	10	ND		ND		ND		1.1	J	8.0		4.6	J	6.8		0.81	
1,1-Dichloroethane	5	ND		ND		ND		ND		ND		ND		ND		ND	
cis-1,2-Dichloroethene	5	ND		ND		ND		ND		ND		ND		ND		ND	
Chloroform	7	ND		ND		ND		ND		ND		ND		ND		ND	
1,1,1-Trichloroethane	5	ND		ND		ND		ND		ND		ND		ND		ND	
Trichloroethene	5	ND		ND		ND		ND		ND		ND		ND		ND	
Tetrachloroethene	5	ND		2.0	J	ND		ND		ND		ND		ND		ND	
Xylenes (Total)	5	ND		ND		ND		ND		ND		ND		ND		ND	
Toluene	5	ND		ND		ND		ND		ND		ND		ND		ND	
Chlorobenzene	5	ND		ND		ND		ND		ND		ND		ND		ND	
1,2-Dichlorobenzene	4.7	ND		ND		ND		ND		ND		ND		ND		ND	
Number of TICs		0		0		1											
Total TIC concentration		ND		ND		20	J					ND		12.0	J	4.8	J

Notes:
All values are in micrograms per liter (µg/L)
ND - Not detected
D - Dilution
J - Estimated value, VOCs
NA - Not analyzed
BOLD/ITALICS - exceeds criterion

TABLE 3
SERVALL LAUNDRY SITE (SITE 1-52-077)
PERIODIC SAMPLING - 2006 THROUGH 2015 SAMPLING EVENTS
SUMMARY OF VOCs IN GROUNDWATER

Sample Location	NYSDEC	MW-16		MW-16		MW-16		MW-16		MW-16		MW-16		MW-16	
Sample ID	Class GA	SMW-16		SMW-16		SL-MW-16		SL-MW-16		SL-MW-16		SL-MW-16		SL-MW-16	
Laboratory ID	Ground	E0832-04		F1174-12B		G2115-05		J0189-05		K0834-08		L1786-09		AC75711-007		AC83924-005
Sample Date	Water	6/15/06		8/27/07		11/12/08		2/2/10		5/11/11		08/22/12		11/12/13		3/24/15	
	Criteria	conc.	Q	conc.	Q	conc.	Q	conc.	Q	conc.	Q	conc.	Q	conc.	Q	conc.	Q
Vinyl Chloride	2	ND		ND		ND		1.2	J	ND		***2.1***	***J***	ND		ND	
1,1-Dichloroethene	5	4.0	J	ND		ND		2.4	J	ND		1.1	J	ND		ND	
Acetone	50	ND		ND		ND		ND		ND		ND		13.0		ND	
Benzene	1	ND		ND		ND		ND		ND		ND		ND		ND	
2-Butanone	50	ND		ND		ND		ND		ND		ND		ND		ND	
trans-1,2-Dichloroethene	5	ND		ND		ND		ND		ND		ND		ND		ND	
Methyl tert-butyl ether	10	2.0	J	ND		ND		ND		ND		1.4	J	0.7		ND	
1,1-Dichloroethane	5	ND		ND		ND		ND		ND		ND		ND		ND	
cis-1,2-Dichloroethene	5	***15***		ND		2.1	J	***16***		***8.0***		***20***		1.1		ND	
Chloroform	7	ND		ND		ND		ND		ND		ND		ND		ND	
1,1,1-Trichloroethane	5	***5.0***		ND		ND		2.8	J	ND		1.7	J	ND		ND	
Trichloroethene	5	***16***		ND		1.1	J	***11***		***7.5***		***9.5***		ND		ND	
Tetrachloroethene	5	***25***		2.0	J	***6.9***		***48***		***95***		***100***		3.7		ND	
Xylenes (Total)	5	ND		ND		ND		ND		ND		ND		ND		ND	
Toluene	5	ND		ND		ND		ND		ND		ND		ND		ND	
Chlorobenzene	5	ND		ND		ND		ND		ND		ND		ND		ND	
1,2-Dichlorobenzene	4.7	ND		ND		ND		ND		ND		ND		ND		ND	
Number of TICs		0		0		1											
Total TIC concentration		ND		ND		23	J							ND		ND	

Notes:
All values are in micrograms per liter (µg/L)
ND - Not detected
D - Dilution
J - Estimated value, VOCs
NA - Not analyzed
BOLD/ITALICS - exceeds criterion

TABLE 3
SERVALL LAUNDRY SITE (SITE 1-52-077)
PERIODIC SAMPLING - 2006 THROUGH 2015 SAMPLING EVENTS
SUMMARY OF VOCs IN GROUNDWATER

Sample Location	NYSDEC	MW-23S	MW-23S	MW-23S	MW-23S	MW-23S	MW-23S	MW-23S	MW-23S
Sample ID	Class GA	SMW-23S	SMW-23S	SL-MW-23S	SL-MW-23S	SL-MW-23S	SL-MW-23S	SL-MW-23S	SL-MW-23S
Laboratory ID	Ground	E0773-20	F1174-11B	G2115-03	J0196-03	K0834-06	L1786-03	AC75711-020	AC83924-009
Sample Date	Water	6/8/06	8/27/07	11/12/08	2/3/10	5/11/11	8/21/12	11/13/13	3/25/15
	Criteria	conc. Q	conc. Q	conc. Q	conc. Q	conc. Q	conc. Q	conc. Q	conc. Q
Vinyl Chloride	2	ND	ND	ND	ND	ND	ND	ND	ND
1,1-Dichloroethene	5	ND	ND	ND	ND	2.5 J	2.2 J	ND	ND
Acetone	50	ND	ND	ND	ND	ND	ND	ND	ND
Benzene	1	ND	ND	ND	ND	ND	ND	ND	ND
2-Butanone	50	ND	ND	ND	ND	ND	ND	ND	ND
trans-1,2-Dichloroethene	5	ND	1.0 J	ND	ND	ND	ND	ND	ND
Methyl tert-butyl ether	10	ND	1.0 J	ND	5.4	3.9 J	9.5	ND	2.4
1,1-Dichloroethane	5	ND	ND	ND	ND	1.6 J	ND	ND	ND
cis-1,2-Dichloroethene	5	***360 D***	***180 D***	***45***	***38***	***83***	***47***	ND	***12***
Chloroform	7	ND	ND	ND	ND	ND	ND	ND	ND
1,1,1-Trichloroethane	5	ND	ND	1.6 J	1.3 J	3.8 J	3.5 J	ND	ND
Trichloroethene	5	***220 D***	***99***	***18***	***15***	***46***	***28***	ND	***5.4***
Tetrachloroethene	5	***5,200 D***	***1,700 D***	***500 D***	***590 D***	***1,500 D***	***1,800 D***	***2,500***	***390***
Xylenes (Total)	5	ND	ND	ND	ND	ND	ND	ND	ND
Toluene	5	ND	ND	ND	ND	ND	ND	ND	ND
Chlorobenzene	5	ND	ND	ND	ND	ND	ND	ND	ND
1,2-Dichlorobenzene	4.7	ND	ND	ND	ND	ND	ND	ND	ND
Number of TICs		2	0	1					
Total TIC concentration		1,250 JD	ND	21 J				ND	ND

Notes:
All values are in micrograms per liter (µg/L)
ND - Not detected
D - Dilution
J - Estimated value, VOCs
NA - Not analyzed
BOLD/ITALICS - exceeds criterion

TABLE 3
SERVALL LAUNDRY SITE (SITE 1-52-077)
PERIODIC SAMPLING - 2006 THROUGH 2015 SAMPLING EVENTS
SUMMARY OF VOCs IN GROUNDWATER

Sample Location	NYSDEC	MW-23D	MW-23D	MW-23D	MW-23D	MW-23D	MW-23D	MW-23D	MW-23D
Sample ID	Class GA	SMW-23D	SMW-23D	SL-MW-23D	SL-MW-23D	SL-MW-23D	SL-MW-23D	SL-MW-23D	SL-MW-23D
Laboratory ID	Ground	E0773-21	F1174-09B	G2115-04	J0196-04	K0834-07	L1786-01	AC75711-024	AC83924-011
Sample Date	Water	6/8/06	8/27/07	11/12/08	2/3/10	5/11/11	8/21/12	11/13/13	3/25/15
	Criteria	conc. Q	conc. Q	conc. Q	conc. Q	conc. Q	conc. Q	conc. Q	conc. Q
Vinyl Chloride	2	ND	ND	ND	ND	ND	ND	ND	ND
1,1-Dichloroethene	5	ND	ND	ND	ND	ND	ND	ND	ND
Acetone	50	ND	ND	ND	ND	ND	ND	ND	ND
Benzene	1	ND	ND	ND	ND	ND	ND	ND	ND
2-Butanone	50	ND	ND	ND	ND	ND	ND	ND	ND
trans-1,2-Dichloroethene	5	ND	ND	ND	ND	ND	ND	ND	ND
Methyl tert-butyl ether	10	ND	ND	ND	ND	ND	0.97 J	1.8	1.5
1,1-Dichloroethane	5	ND	ND	ND	ND	ND	ND	ND	ND
cis-1,2-Dichloroethene	5	ND	ND	ND	ND	3.0 J	***5.5***	***10.0***	***9.3***
Chloroform	7	ND	ND	ND	ND	ND	ND	ND	ND
1,1,1-Trichloroethane	5	ND	ND	ND	ND	ND	ND	ND	ND
Trichloroethene	5	ND	ND	ND	ND	1.2 J	2.8 J	***5.2***	***6.2***
Tetrachloroethene	5	4.0 J	***6.0***	***7.7***	***8.3***	***25***	***57***	***130***	***110***
Xylenes (Total)	5	ND	ND	ND	ND	ND	ND	ND	ND
Toluene	5	ND	ND	ND	ND	ND	ND	ND	ND
Chlorobenzene	5	ND	ND	ND	ND	ND	ND	ND	ND
1,2-Dichlorobenzene	4.7	ND	ND	ND	ND	ND	ND	ND	ND
Number of TICs		1	0	1					
Total TIC concentration		6 J	ND	25 J				ND	ND

Notes:
All values are in micrograms per liter (µg/L)
ND - Not detected
D - Dilution
J - Estimated value, VOCs
NA - Not analyzed
BOLD/ITALICS - exceeds criterion

TABLE 4
SERVALL LAUNDRY SITE (SITE 1-52-077)
PERIODIC SAMPLING - 2006 THROUGH 2015 SAMPLING EVENTS
SUMMARY OF TAL METALS IN GROUNDWATER

Sample Location	NYSDEC	MW-1		MW-1		MW-1		MW-1		MW-1		MW-1	
Sample ID	Class GA	SL-MW-1		SL-MW-1		SL-MW-1		SL-MW-1		SL-MW-1		SL-MW-1	
Laboratory ID	Ground							J0196-01				L1786-10	
Sample Date	Water	6/6/06		8/21/07		11/14/08		2/3/10		5/11/11		8/22/12	
Filtered / Unfiltered								Unfiltered				Unfiltered	
	Criteria	conc.	Q	conc.	Q	conc.	Q	conc.	Q	conc.	Q	conc.	Q
Aluminum	NC	NA		NA		NA		167	B	NA		ND	
Antimony	3	NA		NA		NA		ND		NA		ND	
Arsenic	25	NA		NA		NA		ND		NA		4.7	B
Barium	1,000	NA		NA		NA		69.4	B	NA		34.2	B
Beryllium	3	NA		NA		NA		ND		NA		ND	
Cadmium	5	NA		NA		NA		1.3	B	NA		ND	
Calcium	NC	NA		NA		NA		40,600		NA		30,400	
Chromium	50	NA		NA		NA		2.1	B	NA		1.4	B
Cobalt	NC	NA		NA		NA		ND		NA		ND	
Copper	200	NA		NA		NA		9.2	B	NA		ND	
Iron	300	NA		NA		NA		***673***		NA		132	B
Lead	25	NA		NA		NA		ND		NA		ND	
Magnesium	35,000	NA		NA		NA		1,470		NA		4,830	
Manganese	300	NA		NA		NA		264		NA		164	
Mercury	0.7	NA		NA		NA		ND		NA		ND	
Nickel	100	NA		NA		NA		3.6	B	NA		ND	
Potassium	NC	NA		NA		NA		2,040		NA		1,360	
Selenium	10	NA		NA		NA		ND		NA		ND	
Silver	50	NA		NA		NA		ND		NA		ND	
Sodium	20,000	NA		NA		NA		***47,400***		NA		***31,900***	
Thallium	0.5	NA		NA		NA		ND		NA		ND	
Vanadium	NC	NA		NA		NA		0.70	B	NA		ND	
Zinc	2,000	NA		NA		NA		42.6	B	NA		7.2	B

Notes: All values are in micrograms per liter (µg/L)
NC - No criterion
ND - Not detected
B - Estimated value, metals
D - Dilution
N - Matrix spike recovery falls outside of the control limit
NA - Data not available
BOLD/ITALICS - exceeds criterion
* - Estimated value, duplicate out of range
E - Estimated value due to interference

TABLE 4
SERVALL LAUNDRY SITE (SITE 1-52-077)
PERIODIC SAMPLING - 2006 THROUGH 2015 SAMPLING EVENTS
SUMMARY OF TAL METALS IN GROUNDWATER

Sample Location	NYSDEC	MW-1		MW-1		MW-1		MW-1		MW-1	
Sample ID	Class GA	SL-MW-1		SL-MW-1		SL-MW-1		SL-MW-1		SL-MW-1	
Laboratory ID	Ground	L1786-10		AC75681-001		AC75681-002		AC83904-001		AC83904-002	
Sample Date	Water	8/22/12		11/12/13		11/12/13		3/23/15		3/23/15	
Filtered / Unfiltered		Filtered		Unfiltered		Filtered		Unfiltered		Filtered	
	Criteria	conc.	Q	conc.	Q	conc.	Q	conc.	Q	conc.	Q
Aluminum	NC	ND		ND		ND		ND		ND	
Antimony	3	ND		ND		ND		ND		ND	
Arsenic	25	ND		ND		ND		ND		ND	
Barium	1,000	31.5	B	ND		53		63.0		75.0	
Beryllium	3	ND		ND		ND		ND		ND	
Cadmium	5	ND		ND		ND		ND		ND	
Calcium	NC	30,000		19,000		24,000		27,000		31,000	
Chromium	50	1.0	B	ND		ND		ND		ND	
Cobalt	NC	ND		ND		ND		ND		ND	
Copper	200	ND		ND		ND		ND		ND	
Iron	300	ND		ND		ND		ND		ND	
Lead	25	ND		ND		ND		ND		ND	
Magnesium	35,000	4,650		ND		ND		ND		ND	
Manganese	300	ND		260		ND		250		ND	
Mercury	0.7	0.14	B	ND		ND		ND		ND	
Nickel	100	ND		ND		ND		ND		ND	
Potassium	NC	1,390		ND		ND		ND		ND	
Selenium	10	ND		ND		ND		ND		ND	
Silver	50	ND		ND		ND		ND		ND	
Sodium	20,000	***31,700***		***90,000***		***89,000***		***100,000***		***130,000***	
Thallium	0.5	ND		ND		ND		ND		ND	
Vanadium	NC	ND		ND		ND		ND		ND	
Zinc	2,000	ND		ND		ND		ND		ND	

Notes: All values are in micrograms per liter (µg/L)
NC - No criterion
ND - Not detected
B - Estimated value, metals
D - Dilution
N - Matrix spike recovery falls outside of the control limit
NA - Data not available
BOLD/ITALICS - exceeds criterion
* - Estimated value, duplicate out of range
E - Estimated value due to interference

TABLE 4
SERVALL LAUNDRY SITE (SITE 1-52-077)
PERIODIC SAMPLING - 2006 THROUGH 2015 SAMPLING EVENTS
SUMMARY OF TAL METALS IN GROUNDWATER

Sample Location Sample ID Laboratory ID Sample Date Filtered / Unfiltered	NYSDEC Class GA Ground Water Criteria	MW-2 Can't Locate 6/6/06 Unfiltered conc.	Q	MW-2 Can't Locate 8/21/07 Unfiltered conc.	Q	MW-2 SL-MW-2 G2115-14 11/14/08 Unfiltered conc.	Q	MW-2 SL-MW-2 J0196-06 2/4/10 Unfiltered conc.	Q	MW-2 SL-MW-2 K0834-09 5/11/11 Unfiltered conc.	Q	MW-2 SL-MW-2 K0834-09 5/11/11 Filtered conc.	Q
Aluminum	NC	NA		NA		266		466		937		ND	
Antimony	3	NA		NA		ND		ND		ND		ND	
Arsenic	25	NA		NA		ND		ND		ND		ND	
Barium	1,000	NA		NA		17.5	B	31.7	B	37.1	B	24.8	B
Beryllium	3	NA		NA		ND		ND		ND		ND	
Cadmium	5	NA		NA		***8.8***	*E	***43.7***		***17.3***		***8.8***	
Calcium	NC	NA		NA		15,300		18,500		18,900		17,600	
Chromium	50	NA		NA		***113***	*	***326***		***434***		7.3	B
Cobalt	NC	NA		NA		20.4	B	2.4	B	3.4	B	0.98	B
Copper	200	NA		NA		18.4	B	28.7	B	28.3	B	ND	
Iron	300	NA		NA		***3,120***		***2,030***		***2,790***		ND	
Lead	25	NA		NA		3.3	B	6.8	B	7.4	B	ND	
Magnesium	35,000	NA		NA		1,250		2,610		3,180		2,610	
Manganese	300	NA		NA		***396***		***325***		***465***		88.4	
Mercury	0.7	NA		NA		ND		ND		0.029	BN	ND	
Nickel	100	NA		NA		***1,390***		72		70	E	21	B
Potassium	NC	NA		NA		1,980		2,290		2,380		2,270	
Selenium	10	NA		NA		ND		ND		ND		ND	
Silver	50	NA		NA		ND		ND		ND		ND	
Sodium	20,000	NA		NA		14,600		***30,200***		***29,900***		***27,800***	
Thallium	0.5	NA		NA		ND		ND		ND		ND	
Vanadium	NC	NA		NA		2.8	B	3.9	B	5.6	B	ND	
Zinc	2,000	NA		NA		44.4	B	155		84.3		34.1	B

Notes: All values are in micrograms per liter (µg/L)
NC - No criterion
ND - Not detected
B - Estimated value, metals
D - Dilution
N - Matrix spike recovery falls outside of the control limit
NA - Data not available
BOLD/ITALICS - exceeds criterion
* - Estimated value, duplicate out of range
E - Estimated value due to interference

TABLE 4
SERVALL LAUNDRY SITE (SITE 1-52-077)
PERIODIC SAMPLING - 2006 THROUGH 2015 SAMPLING EVENTS
SUMMARY OF TAL METALS IN GROUNDWATER

Sample Location	NYSDEC	MW-2		MW-2		MW-2		MW-2		MW-2		MW-2	
Sample ID	Class GA	SL-MW-2		SL-MW-2		SL-MW-2		SL-MW-2		SL-MW-2		SL-MW-2	
Laboratory ID	Ground	L1786-11		L1786-11		AC75681-003		AC75681-004		AC83904-009		AC83904-010	
Sample Date	Water	8/22/12		8/22/12		11/12/13		11/12/13		3/23/15		3/23/15	
Filtered / Unfiltered		Unfiltered		Filtered		Unfiltered		Filtered		Unfiltered		Filtered	
	Criteria	conc.	Q	conc.	Q	conc.	Q	conc.	Q	conc.	Q	conc.	Q
Aluminum	NC	241		ND		200		ND		400		ND	
Antimony	3	ND		ND		ND		ND		ND		ND	
Arsenic	25	ND		ND		ND		ND		ND		ND	
Barium	1,000	24.3	B	23.6	B	ND		ND		ND		ND	
Beryllium	3	ND		ND		ND		ND		ND		ND	
Cadmium	5	1.5	B	ND		ND		ND		4.0		2.9	
Calcium	NC	19,800		19,700		25,000		26,000		18,000		19,000	
Chromium	50	***127***		0.91	B	***600***		ND		***2,200***		***260***	
Cobalt	NC	1.1	B	ND		ND		ND		20.0		22.0	
Copper	200	5.5	B	ND		ND		ND		60.0		ND	
Iron	300	***889***		ND		***2,500***		ND		***9,500***		***1,500***	
Lead	25	ND		ND		ND		ND		5.7		ND	
Magnesium	35,000	4,010		3,930		ND		ND		ND		ND	
Manganese	300	84.0		ND		220		69.0		***490***		***380***	
Mercury	0.7	ND		ND		ND		ND		ND		ND	
Nickel	100	4.9	B	1.4	B	97.0		***100***		***440***		***480***	
Potassium	NC	1,860		1,990		ND		ND		ND		ND	
Selenium	10	***13.5***	***B***	ND		ND		ND		ND		ND	
Silver	50	ND		ND		ND		ND		ND		ND	
Sodium	20,000	19,600		***20,000***		***25,000***		***26,000***		***27,000***		***28,000***	
Thallium	0.5	ND		ND		ND		ND		ND		ND	
Vanadium	NC	1.3	B	ND		ND		ND		ND		ND	
Zinc	2,000	6.7	B	ND		ND		ND		ND		ND	

Notes: All values are in micrograms per liter (µg/L)
NC - No criterion
ND - Not detected
B - Estimated value, metals
D - Dilution
N - Matrix spike recovery falls outside of the control limit
NA - Data not available
BOLD/ITALICS - exceeds criterion
* - Estimated value, duplicate out of range
E - Estimated value due to interference

TABLE 4
SERVALL LAUNDRY SITE (SITE 1-52-077)
PERIODIC SAMPLING - 2006 THROUGH 2015 SAMPLING EVENTS
SUMMARY OF TAL METALS IN GROUNDWATER

Sample Location	NYSDEC	MW-3A		MW-3A		MW-3A		MW-3A		MW-3A		MW-3A	
Sample ID	Class GA	SMW-3A		SMW-3A		SL-MW-3A		SL-MW-3A		SL-MW-3A		SL-MW-3A	
Laboratory ID	Ground	E0773-18		F1174-02C		G2115-16		J0196-02		K0834-10		K0834-10	
Sample Date	Water	6/6/06		8/21/07		11/14/08		2/3/10		5/11/11		5/11/11	
Filtered / Unfiltered		Unfiltered		Unfiltered		Unfiltered		Unfiltered		Unfiltered		Filtered	
	Criteria	conc.	Q	conc.	Q	conc.	Q	conc.	Q	conc.	Q	conc.	Q
Aluminum	NC	749		817		1,630		7,870		10,800		ND	
Antimony	3	ND		ND		***5.1***	B	ND		ND		ND	
Arsenic	25	ND		ND		ND		7.8	B	6.7	B	ND	
Barium	1,000	67.3	B	ND		83.9	B	134	B	101	B	14	B
Beryllium	3	ND		ND		ND		0.34	B	0.35	B	ND	
Cadmium	5	ND		1.4	B	***5.9***	*E	***6.8***		3.3	B	ND	
Calcium	NC	10,800		5,740		15,000		14,100		30,200		19,000	
Chromium	50	***55.8***		***92.9***		36.3	*	***169***		***166***		2.5	B
Cobalt	NC	2.4	B	1.8	B	7.3	B	15.8	B	10.9	B	ND	
Copper	200	13.0	B	20.0	B	66.2		118		139		12.5	B
Iron	300	***1,070***		***911***		***3,040***		***13,900***		***14,100***		40.4	B
Lead	25	ND		3.6	B	***33.1***		***79.8***		***84.0***		ND	
Magnesium	35,000	4,290		686		2,130		3,240		4,230		800	
Manganese	300	143		264		***1,840***		***2,580***		***1,040***		39.0	B
Mercury	0.7	ND		ND		ND		0.11	B	0.15	BN	ND	
Nickel	100	23.6	B	20.7	B	22.1	B	77.2		60.0	E	4.9	B
Potassium	NC	2,170		1,010		2,550		2,150		4,000		2,880	
Selenium	10	ND		ND		ND		ND		ND		ND	
Silver	50	ND		1.2	B	ND		ND		ND		ND	
Sodium	20,000	***129,000***		1,610		9,900		***64,700***		***60,000***		***54,400***	
Thallium	0.5	ND		ND		ND		***16.7***	B	ND		ND	
Vanadium	NC	1.4	B	1.1	B	8	B	23.2	B	27.9	B	ND	
Zinc	2,000	53.7		46.6	B	594		1,040		865		104	

Notes: All values are in micrograms per liter (µg/L)
NC - No criterion
ND - Not detected
B - Estimated value, metals
D - Dilution
N - Matrix spike recovery falls outside of the control limit
NA - Data not available
BOLD/ITALICS - exceeds criterion
* - Estimated value, duplicate out of range
E - Estimated value due to interference

TABLE 4
SERVALL LAUNDRY SITE (SITE 1-52-077)
PERIODIC SAMPLING - 2006 THROUGH 2015 SAMPLING EVENTS
SUMMARY OF TAL METALS IN GROUNDWATER

Sample Location	NYSDEC	MW-3A		MW-3A		MW-3A		MW-3A		MW-3A		MW-3A	
Sample ID	Class GA	SL-MW-3A		SL-MW-3A		SL-MW-3A		SL-MW-3A		SL-MW-3A		SL-MW-3A	
Laboratory ID	Ground	L1820-01		L1820-01		AC75711-005		AC75711-006		AC83904-011		AC83904-012	
Sample Date	Water	8/27/12		8/27/12		11/12/13		11/12/13		3/23/15		3/23/15	
Filtered / Unfiltered		Unfiltered		Filtered		Unfiltered		Filtered		Unfiltered		Filtered	
	Criteria	conc.	Q	conc.	Q	conc.	Q	conc.	Q	conc.	Q	conc.	Q
Aluminum	NC	3,910		ND		2,000		ND		5,000		ND	
Antimony	3	ND		ND		ND		ND		ND		ND	
Arsenic	25	11.0	B	ND		ND		ND		4.6		ND	
Barium	1,000	42.0	B	22.1	B	54.0		ND		ND		ND	
Beryllium	3	ND		ND		ND		ND		ND		ND	
Cadmium	5	ND		ND		ND		ND		ND		ND	
Calcium	NC	21,500		20,600		12,000		14,000		9,700		11,000	
Chromium	50	***1,520***		19.8	B	***300***		ND		***230***		ND	
Cobalt	NC	5.0	B	1.8	B	ND		ND		2.2		ND	
Copper	200	44.9		ND		ND		ND		71.0		ND	
Iron	300	***6,990***		33.3	B	***3,400***		ND		***5,200***		***570***	
Lead	25	22.2		ND		9.4		ND		18.0		ND	
Magnesium	35,000	5,070		4,270		5,200		5,200		ND		ND	
Manganese	300	103		39.5	B	78.0		49.0		***410***		***330***	
Mercury	0.7	ND		ND		ND		ND		ND		ND	
Nickel	100	***226***		***158***		ND		ND		ND		ND	
Potassium	NC	2,930		2,510		ND		ND		10,000		11,000	
Selenium	10	ND		***17.6***	***B***	ND		ND		ND		ND	
Silver	50	ND		ND		ND		ND		ND		ND	
Sodium	20,000	***22,600***		***22,600***		***79,000***		***78,000***		***79,000***		***86,000***	
Thallium	0.5	ND		ND		ND		ND		ND		ND	
Vanadium	NC	15.6	B	ND		ND		ND		ND		ND	
Zinc	2,000	137		12.5	B	81		ND		210		ND	

Notes: All values are in micrograms per liter (µg/L)
NC - No criterion
ND - Not detected
B - Estimated value, metals
D - Dilution
N - Matrix spike recovery falls outside of the control limit
NA - Data not available
BOLD/ITALICS - exceeds criterion
* - Estimated value, duplicate out of range
E - Estimated value due to interference

TABLE 4
SERVALL LAUNDRY SITE (SITE 1-52-077)
PERIODIC SAMPLING - 2006 THROUGH 2015 SAMPLING EVENTS
SUMMARY OF TAL METALS IN GROUNDWATER

Sample Location	NYSDEC	MW-3B		MW-3B		MW-3B		MW-3B		MW-3B		MW-3B	
Sample ID	Class GA	Can't		Can't		SL-MW-3B		SL-MW-3B		SL-MW-3B		SL-MW-3B	
Laboratory ID	Ground	Locate		Locate		G2115-17		J0196-07		K0834-11		K0834-11	
Sample Date	Water	6/6/06		8/21/07		11/14/08		2/4/10		5/11/11		5/11/11	
Filtered / Unfiltered		Unfiltered		Unfiltered		Unfiltered		Unfiltered		Unfiltered		Filtered	
	Criteria	conc.	Q	conc.	Q	conc.	Q	conc.	Q	conc.	Q	conc.	Q
Aluminum	NC	NA		NA		2,030		2,430		3,950		ND	
Antimony	3	NA		NA		ND		ND		ND		ND	
Arsenic	25	NA		NA		ND		ND		ND		ND	
Barium	1,000	NA		NA		31.5	B	35.2		32.7	B	7.0	B
Beryllium	3	NA		NA		ND		0.085	B	ND		ND	
Cadmium	5	NA		NA		2.2	B*E	1.1	B	ND		ND	
Calcium	NC	NA		NA		9,700		6,930		12,900		10,100	
Chromium	50	NA		NA		***624***	*	***901***		***595***		17.4	B
Cobalt	NC	NA		NA		14.9	B	5.1	B	6.5	B	ND	
Copper	200	NA		NA		74.7		49.1		50.5		11.1	B
Iron	300	NA		NA		***4,610***		***4,800***		***6,160***		81	B
Lead	25	NA		NA		14.4		***29.3***		***29.8***		ND	
Magnesium	35,000	NA		NA		1,490		1,280		1,700		622	
Manganese	300	NA		NA		***447***		128		121		ND	
Mercury	0.7	NA		NA		0.051	B	0.064	B	0.058	BN	ND	
Nickel	100	NA		NA		***540***		***121***		***110***	E	55.7	
Potassium	NC	NA		NA		3,040		1,170		1,910		1,450	
Selenium	10	NA		NA		ND		ND		ND		ND	
Silver	50	NA		NA		ND		ND		ND		ND	
Sodium	20,000	NA		NA		6,730		***22,300***		8,260		7,560	
Thallium	0.5	NA		NA		ND		ND		ND		ND	
Vanadium	NC	NA		NA		5.9	B	10.3	B	13.2	B	ND	
Zinc	2,000	NA		NA		191		189		245		67.7	

Notes: All values are in micrograms per liter (µg/L)
NC - No criterion
ND - Not detected
B - Estimated value, metals
D - Dilution
N - Matrix spike recovery falls outside of the control limit
NA - Data not available
BOLD/ITALICS - exceeds criterion
* - Estimated value, duplicate out of range
E - Estimated value due to interference

TABLE 4
SERVALL LAUNDRY SITE (SITE 1-52-077)
PERIODIC SAMPLING - 2006 THROUGH 2015 SAMPLING EVENTS
SUMMARY OF TAL METALS IN GROUNDWATER

Sample Location	NYSDEC	MW-3B		MW-3B		MW-3B		MW-3B		MW-3B		MW-3B	
Sample ID	Class GA	SL-MW-3B		SL-MW-3B		SL-MW-3B		SL-MW-3B		SL-MW-3B		SL-MW-3B	
Laboratory ID	Ground	L1820-02		L1820-02		AC75711-001		AC75711-002		AC83904-013		AC83904-014	
Sample Date	Water	8/27/12		8/27/12		11/12/13		11/12/13		3/23/15		3/23/15	
Filtered / Unfiltered		Unfiltered		Filtered		Unfiltered		Filtered		Unfiltered		Filtered	
	Criteria	conc.	Q	conc.	Q	conc.	Q	conc.	Q	conc.	Q	conc.	Q
Aluminum	NC	4,150		ND		ND		ND		330		ND	
Antimony	3	ND		ND		ND		ND		ND		ND	
Arsenic	25	10.4	B	ND		ND		ND		ND		ND	
Barium	1,000	64.5	B	26.7	B	63.0		66.0		ND		ND	
Beryllium	3	ND		ND		ND		ND		ND		ND	
Cadmium	5	ND		ND		ND		ND		ND		ND	
Calcium	NC	10,000		8,230		21,000		22,000		22,000		23,000	
Chromium	50	***939***		3.1	B	***79.0***		ND		***52.0***		ND	
Cobalt	NC	2.4	B	ND		2.1		2.6		ND		ND	
Copper	200	55.7		ND		ND		ND		ND		ND	
Iron	300	***6,690***		ND		***340***		ND		***540***		ND	
Lead	25	***25.2***		ND		ND		ND		ND		ND	
Magnesium	35,000	4,010		3,080		ND		ND		ND		ND	
Manganese	300	***303***		26.6	B	100		110		ND		ND	
Mercury	0.7	ND		ND		ND		ND		ND		ND	
Nickel	100	28.8	B	5.8	B	95.0		99.0		ND		ND	
Potassium	NC	2,660		2,120		ND		ND		ND		ND	
Selenium	10	ND		***15.5***	***B***	ND		ND		ND		ND	
Silver	50	ND		ND		ND		ND		ND		ND	
Sodium	20,000	***61,900***		***64,000***		***75,000***		***78,000***		***38,000***		***42,000***	
Thallium	0.5	ND		ND		ND		ND		ND		ND	
Vanadium	NC	15.5	B	ND		ND		ND		ND		ND	
Zinc	2,000	205		18.3	B	ND		ND		53.0		ND	

Notes: All values are in micrograms per liter (µg/L)
NC - No criterion
ND - Not detected
B - Estimated value, metals
D - Dilution
N - Matrix spike recovery falls outside of the control limit
NA - Data not available
BOLD/ITALICS - exceeds criterion
* - Estimated value, duplicate out of range
E - Estimated value due to interference

TABLE 4
SERVALL LAUNDRY SITE (SITE 1-52-077)
PERIODIC SAMPLING - 2006 THROUGH 2015 SAMPLING EVENTS
SUMMARY OF TAL METALS IN GROUNDWATER

Sample Location	NYSDEC	MW-4		MW-4		MW-4		MW-4		MW-4		MW-4		MW-4	
Sample ID	Class GA	SMW-4		SMW-4		SMW-4		SL-MW-4		SL-MW-4		SL-MW-4		SL-MW-4	
Laboratory ID	Ground	E0832-10		F0495-02B		F1174-03C		G2115-09		J0196-08		K0834-12		K0834-12	
Sample Date	Water	6/16/06		4/20/07		8/21/07		11/13/08		2/4/10		5/12/11		5/12/11	
Filtered / Unfiltered		Unfiltered		Unfiltered		Unfiltered		Unfiltered		Unfiltered		Unfiltered		Filtered	
	Criteria	conc.	Q	conc.	Q	conc.	Q	conc.	Q	conc.	Q	conc.	Q	conc.	Q
Aluminum	NC	82.5	B	271		721		1,450		13,500		11,200		ND	
Antimony	3	ND		***9.4***	***B***	ND		ND		ND		ND		ND	
Arsenic	25	2.2	B	ND		6.2	B	ND		ND		ND		ND	
Barium	1,000	16.7	B	46.4	B	50.3	B	46.7	B	36.5	B	45.2	B	26.3	B
Beryllium	3	ND		ND		0.061	B	ND		0.11	B	ND		ND	
Cadmium	5	0.73	B	1.4	B	2.6	B	***6.1***	*E	2.6	B	1.3	B	ND	
Calcium	NC	13,600		18,700		19,600		52,000		15,400		20,400		19,200	
Chromium	50	***534***		***337***		***382***		***321***	*	***343***		***552***		33.2	
Cobalt	NC	1.6	B	6.5	B	8.9	B	21.4	B	6.6	B	7.4	B	ND	
Copper	200	33.6		16	B	21.5	B	28.6	B	159		124		7.7	B
Iron	300	***1,710***		***1,970***		***2,970***		***3,280***		***3,150***		***5,060***		ND	
Lead	25	1.6	B	0.99	B	2.4	B	5.2	B	7.5	B	20.4		ND	
Magnesium	35,000	3,310		4,910		5,130		3,820		3,470		4,010		3,310	
Manganese	300	181		***1,280***		***1,240***		***1,390***		***599***		***1,540***		***417***	
Mercury	0.7	ND		0.057	B	ND		ND		0.072	B	0.062	BN	ND	
Nickel	100	***240***		***565***		***702***		***1,860***		***103***		***147***	E	9.8	B
Potassium	NC	2,710		4,690		4,930		4,170		2,540		3,320		2,960	
Selenium	10	ND		5.3	B	ND		ND		ND		ND		ND	
Silver	50	ND		0.95	B	1.9	B	ND		ND		ND		ND	
Sodium	20,000	13,400		***33,800***		***39,300***		***39,000***		***85,500***		***133,000***		***128,000***	
Thallium	0.5	ND		ND		ND		ND		ND		ND		ND	
Vanadium	NC	1.4	B	1.4	B	1.8	B	1.9	B	4.3	B	8.0	B	ND	
Zinc	2,000	17.7	B	31.0	B	44.0	B	63.4		155		154		29.3	B

Notes: All values are in micrograms per liter (µg/L)
NC - No criterion
ND - Not detected
B - Estimated value, metals
D - Dilution
N - Matrix spike recovery falls outside of the control limit
NA - Data not available
BOLD/ITALICS - exceeds criterion
* - Estimated value, duplicate out of range
E - Estimated value due to interference

TABLE 4
SERVALL LAUNDRY SITE (SITE 1-52-077)
PERIODIC SAMPLING - 2006 THROUGH 2015 SAMPLING EVENTS
SUMMARY OF TAL METALS IN GROUNDWATER

Sample Location	NYSDEC	MW-4		MW-4		MW-4		MW-4		MW-4		MW-4	
Sample ID	Class GA	SL-MW-4		SL-MW-4		SL-MW-4		SL-MW-4		SL-MW-4		SL-MW-4	
Laboratory ID	Ground	L1820-07		L1820-07		AC75711-014		AC75711-015					
Sample Date	Water	8/29/12		8/29/12		11/13/13		11/13/13		3/23/15		3/23/15	
Filtered / Unfiltered		Unfiltered		Filtered		Unfiltered		Filtered		Unfiltered		Filtered	
	Criteria	conc.	Q	conc.	Q	conc.	Q	conc.	Q	conc.	Q	conc.	Q
Aluminum	NC	ND		ND		ND		ND					
Antimony	3	ND		ND		ND		ND		Not sampled			
Arsenic	25	6.8	B	7.3	B	ND		ND		well cap is			
Barium	1,000	15.1	B	15.0	B	ND		ND		missing and			
Beryllium	3	ND		ND		ND		ND		the well is			
Cadmium	5	ND		ND		ND		ND		filled with			
Calcium	NC	6,940		6,910		25,000		25,000		dirt			
Chromium	50	ND		ND		ND		ND					
Cobalt	NC	9.9	B	9.8	B	ND		ND					
Copper	200	ND		ND		ND		ND					
Iron	300	***9,190***		***8,930***		ND		ND					
Lead	25	ND		ND		ND		ND					
Magnesium	35,000	1,110		1,090		ND		ND					
Manganese	300	***560***		***545***		***5,600***		***5,400***					
Mercury	0.7	ND		ND		ND		ND					
Nickel	100	3.2	B	3.2	B	ND		ND					
Potassium	NC	2,590		2,570		ND		ND					
Selenium	10	ND		ND		ND		ND					
Silver	50	ND		ND		ND		ND					
Sodium	20,000	9,660		9,660		***120,000***		***110,000***					
Thallium	0.5	ND		ND		ND		ND					
Vanadium	NC	ND		ND		ND		ND					
Zinc	2,000	12.2	B	7.4	B	ND		ND					

Notes: All values are in micrograms per liter (µg/L)
NC - No criterion
ND - Not detected
B - Estimated value, metals
D - Dilution
N - Matrix spike recovery falls outside of the control limit
NA - Data not available
BOLD/ITALICS - exceeds criterion
* - Estimated value, duplicate out of range
E - Estimated value due to interference

TABLE 4
SERVALL LAUNDRY SITE (SITE 1-52-077)
PERIODIC SAMPLING - 2006 THROUGH 2015 SAMPLING EVENTS
SUMMARY OF TAL METALS IN GROUNDWATER

Sample Location	NYSDEC	MW-5		MW-5		MW-5		MW-5		MW-5		MW-5		MW-5	
Sample ID	Class GA	SMW-5		SMW-5		SMW-5		SL-MW-5		SL-MW-5		SL-MW-5		SL-MW-5	
Laboratory ID	Ground	E0832-05		F0495-04B		F1174-13B		G2115-13		J0196-09		K0834-15		K0834-15	
Sample Date	Water	6/15/06		4/20/07		8/27/07		11/13/08		2/4/10		5/12/11		5/12/11	
Filtered / Unfiltered		Unfiltered		Unfiltered		Unfiltered		Unfiltered		Unfiltered		Unfiltered		Filtered	
	Criteria	conc.	Q	conc.	Q	conc.	Q	conc.	Q	conc.	Q	conc.	Q	conc.	Q
Aluminum	NC	391		264		2,740		383		4,640		6,060		ND	
Antimony	3	ND		ND		ND		ND		ND		ND		ND	
Arsenic	25	1.7	B	ND		20.9		8.0	B	10.7	B	20.4		11.6	B
Barium	1,000	17.9	B	10.9	B	65.2	B	233		95.8	B	51	B	33.3	B
Beryllium	3	ND		ND		0.26	B	ND		0.26	B	0.44	B	ND	
Cadmium	5	2.4	B	2.1	B	1.3	B	0.41	B*E	1.7	B	1.4	B	ND	
Calcium	NC	20,700		20,400		18,700		31,400		17,900		9,790		8,520	
Chromium	50	***80.5***		***79.8***		***1,370***		***116***	*	***201***		***437***		ND	
Cobalt	NC	1.3	B	0.93	B	14.1	B	24.6	B	26.8	B	43.8	B	17.7	B
Copper	200	6.8	B	6.4	B	34.9		10.3	B	74.2		146		ND	
Iron	300	***934***		***483***		***7,140***		***49,400***		***26,900***		***37,600***		***31,100***	
Lead	25	3.6	B	1.4	B	2.3	B	ND		7.5	B	12.8		ND	
Magnesium	35,000	3,420		3,230		3,380		5,590		2,900		2,100		1,340	
Manganese	300	209		219		***3,550***		***1,830***		***2,410***		***1,290***		***1,000***	
Mercury	0.7	ND		0.05	B	ND		ND		0.12	B	0.39	N	ND	
Nickel	100	39.1	B	***127***		***135***		49.0	B	37.5	B	59.9	E	6.7	B
Potassium	NC	2,490		1,960		5,000		13,900		10,300		7,470		8,510	
Selenium	10	ND		1.2	B	ND		ND		ND		ND		ND	
Silver	50	ND		1.3	B	1.3	B	ND		ND		ND		ND	
Sodium	20,000	13,400		14,700		***43,300***		***59,200***		***32,900***		***31,800***		***35,600***	
Thallium	0.5	***1.4***	***B***	ND		ND		ND		***14.0***	B	ND		ND	
Vanadium	NC	0.89	B	0.79	B	13.1	B	3.5	B	5.3	B	9.6	B	ND	
Zinc	2,000	29.2	B	30.1	B	51.4		35.2	B	91.5		152		16.5	B

Notes: All values are in micrograms per liter (µg/L)
NC - No criterion
ND - Not detected
B - Estimated value, metals
D - Dilution
N - Matrix spike recovery falls outside of the control limit
NA - Data not available
BOLD/ITALICS - exceeds criterion
* - Estimated value, duplicate out of range
E - Estimated value due to interference

TABLE 4
SERVALL LAUNDRY SITE (SITE 1-52-077)
PERIODIC SAMPLING - 2006 THROUGH 2015 SAMPLING EVENTS
SUMMARY OF TAL METALS IN GROUNDWATER

Sample Location	NYSDEC	MW-5		MW-5		MW-5		MW-5		MW-5		MW-5	
Sample ID	Class GA	SL-MW-5		SL-MW-5		SL-MW-5		SL-MW-5		SL-MW-5		SL-MW-5	
Laboratory ID	Ground	L1820-06		L1820-06						AC83924-00		AC83924-00	
Sample Date	Water	8/29/12		8/29/12		11/13/13		11/13/13		3/24/15		3/24/15	
Filtered / Unfiltered		Unfiltered		Filtered		Unfiltered		Filtered		Unfiltered		Filtered	
	Criteria	conc.	Q	conc.	Q	conc.	Q	conc.	Q	conc.	Q	conc.	Q
Aluminum	NC	ND		ND						ND		ND	
Antimony	3	ND		ND		Not		Not		ND		ND	
Arsenic	25	ND		ND		sampled,		sampled,		ND		ND	
Barium	1,000	39.7	B	38.6	B	less than		less than		ND		ND	
Beryllium	3	ND		ND		1 ft of		1 ft of		ND		ND	
Cadmium	5	ND		ND		water in		water in		ND		ND	
Calcium	NC	19,100		18,500		the well		the well		19,000		19,000	
Chromium	50	35.9		2.2	B					ND		ND	
Cobalt	NC	ND		ND						4.7		4.5	
Copper	200	ND		ND						ND		ND	
Iron	300	188	B	ND						ND		ND	
Lead	25	ND		ND						ND		ND	
Magnesium	35,000	2,480		2,430						ND		ND	
Manganese	300	***4,780***		***4,630***						***820***		***850***	
Mercury	0.7	ND		ND						ND		ND	
Nickel	100	5.4	B	3.9	B					ND		ND	
Potassium	NC	1,880		1,940						ND		ND	
Selenium	10	***12.0***	***B***	ND						ND		ND	
Silver	50	ND		ND						ND		ND	
Sodium	20,000	***129,000***		***124,000***						18,000		19,000	
Thallium	0.5	***7.0***	***B***	***11.1***	***B***					ND		ND	
Vanadium	NC	ND		ND						ND		ND	
Zinc	2,000	ND		ND						ND		ND	

Notes: All values are in micrograms per liter (µg/L)
NC - No criterion
ND - Not detected
B - Estimated value, metals
D - Dilution
N - Matrix spike recovery falls outside of the control limit
NA - Data not available
BOLD/ITALICS - exceeds criterion
* - Estimated value, duplicate out of range
E - Estimated value due to interference

TABLE 4
SERVALL LAUNDRY SITE (SITE 1-52-077)
PERIODIC SAMPLING - 2006 THROUGH 2015 SAMPLING EVENTS
SUMMARY OF TAL METALS IN GROUNDWATER

Sample Location	NYSDEC	MW-6A		MW-6A		MW-6A		MW-6A		MW-6A		MW-6A		MW-6A	
Sample ID	Class GA	SMW-6A		SMW-6A		SMW-6A		SMW-6A		SMW-6A		SMW-6A		SMW-6A	
Laboratory ID	Ground	E0832-06		F0495-01B		F1174-04C		G2115-10		J0196-10		K0834-13		K0834-13	
Sample Date	Water	6/15/06		4/20/07		8/21/07		11/13/08		2/4/10		5/12/11		5/12/11	
Filtered / Unfiltered		Unfiltered		Unfiltered		Unfiltered		Unfiltered		Unfiltered		Unfiltered		Filtered	
	Criteria	conc.	Q	conc.	Q	conc.	Q	conc.	Q	conc.	Q	conc.	Q	conc.	Q
Aluminum	NC	527		3,300		855		2,390		2,840		14,700		76.6	B
Antimony	3	ND		***37.1***		ND		ND		ND		ND		ND	
Arsenic	25	3.5	B	ND		8.2	B	ND		ND		6.3	B	ND	
Barium	1,000	72.2	B	52.9	B	33.4	B	57.7	B	27.7	B	57.8	B	7.1	B
Beryllium	3	ND		ND		ND		ND		0.13	B	0.45	B	ND	
Cadmium	5	1.5	B	4.3	B	2.2	B	1.9	B*E	1.1	B	2.7	B	ND	
Calcium	NC	33,800		17,400		15,800		15,600		8,730		8,280		4,570	
Chromium	50	***607***		***1,280***		***639***		***88.8***	*	***340***		***775***		12.8	B
Cobalt	NC	11.3	B	16.8	B	13.6	B	28.2	B	4.7	B	12	B	0.8	B
Copper	200	16.0	B	53.3		37.6		65.3		45.5		155		17.1	B
Iron	300	***3,780***		***6,330***		***4,410***		***4,200***		***4,380***		***28,500***		117	B
Lead	25	4.1	B	16.7		4.3	B	***25.9***		***27.8***		***78.9***		ND	
Magnesium	35,000	5,070		2,870		2,660		2,870		1,990		3,020		968	
Manganese	300	***7,140***		***3,890***		***6,410***		***3,250***		***346***		***381***		43.5	B
Mercury	0.7	ND		0.098	B	ND		ND		0.38		0.51	N	ND	
Nickel	100	***160***		***273***		***1,130***		***196***		83.1		***237***	E	31.5	B
Potassium	NC	2,390		2,110		2490		9900		2,580		3,410		2,230	
Selenium	10	1.7	B	9.8	B	ND		ND		ND		ND		ND	
Silver	50	ND		ND		3.3	B	ND		ND		ND		ND	
Sodium	20,000	***59,600***		***39,600***		***31,600***		***8,730***		***92,200***		***63,400***		***62,000***	
Thallium	0.5	***32.3***		ND		ND		ND		ND		ND		ND	
Vanadium	NC	2.6	B	7.2	B	2.8	B	5.3	B	6.8	B	32.2	B	1.2	B
Zinc	2,000	45.6	B	115		53.6		125		111		315		55.1	

Notes: All values are in micrograms per liter (µg/L)
NC - No criterion
ND - Not detected
B - Estimated value, metals
D - Dilution
N - Matrix spike recovery falls outside of the control limit
NA - Data not available
BOLD/ITALICS - exceeds criterion
* - Estimated value, duplicate out of range
E - Estimated value due to interference

TABLE 4
SERVALL LAUNDRY SITE (SITE 1-52-077)
PERIODIC SAMPLING - 2006 THROUGH 2015 SAMPLING EVENTS
SUMMARY OF TAL METALS IN GROUNDWATER

Sample Location	NYSDEC	MW-6A		MW-6A		MW-6A		MW-6A		MW-6A		MW-6A	
Sample ID	Class GA	SL-MW-6A		SL-MW-6A		SL-MW-6A		SL-MW-6A		SL-MW-6A		SL-MW-6A	
Laboratory ID	Ground	L1820-03		L1820-03		AC75711-012		AC75711-013		AC83904-020		AC83904-021	
Sample Date	Water	8/27/12		8/27/12		11/13/13		11/13/13		3/24/15		3/24/15	
Filtered / Unfiltered		Unfiltered		Filtered		Unfiltered		Filtered		Unfiltered		Filtered	
	Criteria	conc.	Q	conc.	Q	conc.	Q	conc.	Q	conc.	Q	conc.	Q
Aluminum	NC	1,650		ND		260		ND		300		260	
Antimony	3	ND		ND		ND		ND		ND		ND	
Arsenic	25	ND		ND		ND		ND		ND		ND	
Barium	1,000	72.2	B	73.0	B	ND		ND		ND		ND	
Beryllium	3	ND		ND		ND		ND		ND		ND	
Cadmium	5	ND		ND		ND		ND		ND		ND	
Calcium	NC	22,600		23,500		21,000		20,000		17,000		17,000	
Chromium	50	***68.1***		ND		***130***		ND		***130***		ND	
Cobalt	NC	1.4	B	ND		ND		ND		ND		ND	
Copper	200	25.7	B	ND		ND		ND		ND		ND	
Iron	300	***1,440***		ND		***760***		ND		***800***		ND	
Lead	25	12.7		ND		3.2		ND		ND		ND	
Magnesium	35,000	3,690		3,610		ND		ND		ND		ND	
Manganese	300	***303***		***317***		ND		ND		ND		ND	
Mercury	0.7	ND		ND		ND		ND		ND		ND	
Nickel	100	14.7	B	3.4	B	ND		ND		ND		ND	
Potassium	NC	4,190		3,590		ND		ND		ND		ND	
Selenium	10	ND		ND		ND		ND		ND		ND	
Silver	50	ND		ND		ND		ND		ND		ND	
Sodium	20,000	***51,500***		***57,600***		***37,000***		***36,000***		***51,000***		***53,000***	
Thallium	0.5	ND		ND		ND		ND		ND		ND	
Vanadium	NC	3.5	B	ND		ND		ND		ND		ND	
Zinc	2,000	74.6		17.0	B	ND		ND		ND		ND	

Notes: All values are in micrograms per liter (µg/L)
NC - No criterion
ND - Not detected
B - Estimated value, metals
D - Dilution
N - Matrix spike recovery falls outside of the control limit
NA - Data not available
BOLD/ITALICS - exceeds criterion
* - Estimated value, duplicate out of range
E - Estimated value due to interference

TABLE 4
SERVALL LAUNDRY SITE (SITE 1-52-077)
PERIODIC SAMPLING - 2006 THROUGH 2015 SAMPLING EVENTS
SUMMARY OF TAL METALS IN GROUNDWATER

Sample Location	NYSDEC	MW-6B		MW-6B		MW-6B		MW-6B		MW-6B		MW-6B		MW-6B	
Sample ID	Class GA	SMW-6B		SMW-6B		SMW-6B		SMW-6B		SMW-6B		SMW-6B		SMW-6B	
Laboratory ID	Ground	E0832-07		F0495-03		F1174-05		G2115-12		J0196-11		K0834-14		K0834-14	
Sample Date	Water	6/15/06		4/20/07		8/21/07		11/13/08		2/4/10		5/12/11		5/12/11	
Filtered / Unfiltered		Unfiltered		Unfiltered		Unfiltered		Unfiltered		Unfiltered		Unfiltered		Filtered	
	Criteria	conc.	Q	conc.	Q	conc.	Q	conc.	Q	conc.	Q	conc.	Q	conc.	Q
Aluminum	NC	2,000		3,780		14,500		7,500		18,000		80,900		167	B
Antimony	3	2.7	B	***7.9***	***B***	ND		ND		ND		ND		ND	
Arsenic	25	ND		ND		4.6	B	ND		6.8	B	40.6		ND	
Barium	1,000	19.3	B	27.7	B	33.1	B	24.6	B	90.7	B	308		21.6	B
Beryllium	3	ND		0.24	B	0.35	B	0.37	B	1.5	B	***5.7***		ND	
Cadmium	5	0.75	B	0.91	B	2.6	B	0.88	B*E	1.7	B	***5.2***		ND	
Calcium	NC	19,600		25,100		24,400		22,500		26,900		29,800		17,800	
Chromium	50	***62.2***		***133***		***143***		46.6	*	***225***		***1,520***		ND	
Cobalt	NC	2.2	B	11.6	B	9.6	B	8.6	B	12.3	B	62.5		ND	
Copper	200	17.5	B	37.2		150		96.6		143		***500***		ND	
Iron	300	***1,950***		***5,500***		***9,130***		***5,950***		***28,500***		***146,000***		ND	
Lead	25	2.8	B	9.1	B	18.5		9.0	B	***83.9***		***316***		ND	
Magnesium	35,000	3,430		4,520		5,030		3,600		5,840		12,800		2,700	
Manganese	300	81.6		***344***		***429***		***540***		269		***1,500***		ND	
Mercury	0.7	ND		0.065	B	ND		ND		0.39		1.3	N	ND	
Nickel	100	46.1	B	51.3		47.0	B	12.5	B	70.4		***186***	E	3.3	B
Potassium	NC	2,210		2,510		2,460		1,740		3,220		6,530		1,810	
Selenium	10	ND		ND		ND		ND		ND		ND		ND	
Silver	50	ND		1.3	B	ND		ND		ND		ND		ND	
Sodium	20,000	17,800		***28,200***		***25,900***		15,100		17,400		18,200		19,500	
Thallium	0.5	ND		ND		ND		ND		ND		ND		ND	
Vanadium	NC	1.1	B	3.7	B	7.9	B	3.3	B	29.7	B	169		ND	
Zinc	2,000	53.6		80.4		240		100		325		1,310		20.7	B

Notes: All values are in micrograms per liter (µg/L)
NC - No criterion
ND - Not detected
B - Estimated value, metals
D - Dilution
N - Matrix spike recovery falls outside of the control limit
NA - Data not available
BOLD/ITALICS - exceeds criterion
* - Estimated value, duplicate out of range
E - Estimated value due to interference

TABLE 4
SERVALL LAUNDRY SITE (SITE 1-52-077)
PERIODIC SAMPLING - 2006 THROUGH 2015 SAMPLING EVENTS
SUMMARY OF TAL METALS IN GROUNDWATER

Sample Location	NYSDEC	MW-6B		MW-6B		MW-6B		MW-6B		MW-6B		MW-6B	
Sample ID	Class GA	SL-MW-6B		SL-MW-6B		SL-MW-6B		SL-MW-6B		SL-MW-6B		SL-MW-6B	
Laboratory ID	Ground	L1820-04		L1820-04		AC75711-010		AC75711-011		AC83904-018		AC83904-019	
Sample Date	Water	8/27/12		8/27/12		11/13/13		11/13/13		3/24/15		3/24/15	
Filtered / Unfiltered		Unfiltered		Filtered		Unfiltered		Filtered		Unfiltered		Filtered	
	Criteria	conc.	Q	conc.	Q	conc.	Q	conc.	Q	conc.	Q	conc.	Q
Aluminum	NC	4,030		86.7	B	760		ND		240		ND	
Antimony	3	ND		ND		ND		ND		ND		ND	
Arsenic	25	8.7	B	ND		ND		ND		ND		ND	
Barium	1,000	30.2	B	14.6	B	ND		ND		ND		ND	
Beryllium	3	ND		ND		ND		ND		ND		ND	
Cadmium	5	ND		ND		ND		ND		ND		ND	
Calcium	NC	11,800		17,400		35,000		32,000		24,000		24,000	
Chromium	50	13.3	B	ND		ND		ND		ND		ND	
Cobalt	NC	1.2	B	ND		ND		ND		ND		ND	
Copper	200	39.2		5.3	B	ND		ND		ND		ND	
Iron	300	***3,080***		ND		***480***		ND		ND		ND	
Lead	25	22.0		ND		ND		ND		ND		ND	
Magnesium	35,000	1,810		2,520		5,100		ND		ND		ND	
Manganese	300	69.2		11.8	B	ND		ND		ND		ND	
Mercury	0.7	ND		ND		ND		ND		ND		ND	
Nickel	100	8.3	B	2.2	B	ND		ND		ND		ND	
Potassium	NC	3,080		2,260		ND		ND		ND		ND	
Selenium	10	***14.5***	***B***	ND		ND		ND		ND		ND	
Silver	50	ND		ND		ND		ND		ND		ND	
Sodium	20,000	3,360		10,700		9,500		9,100		11,000		11,000	
Thallium	0.5	ND		ND		ND		ND		ND		ND	
Vanadium	NC	8.1	B	ND		ND		ND		ND		ND	
Zinc	2,000	80.8		9.4	B	ND		ND		ND		ND	

Notes: All values are in micrograms per liter (µg/L)
NC - No criterion
ND - Not detected
B - Estimated value, metals
D - Dilution
N - Matrix spike recovery falls outside of the control limit
NA - Data not available
BOLD/ITALICS - exceeds criterion
* - Estimated value, duplicate out of range
E - Estimated value due to interference

TABLE 4
SERVALL LAUNDRY SITE (SITE 1-52-077)
PERIODIC SAMPLING - 2006 THROUGH 2015 SAMPLING EVENTS
SUMMARY OF TAL METALS IN GROUNDWATER

Sample Location	NYSDEC	MW-9		MW-11		MW-11		MW-11		MW-11	
Sample ID	Class GA			SMW-11		SMW-11		SL-MW-11		SL-MW-11	
Laboratory ID	Ground	Destroyed		E0773-19				G2115-01			
Sample Date	Water	6/09/06		6/8/06		8/20/07		11/11/08		2/1/10	
Filtered / Unfiltered				Unfiltered				Unfiltered			
	Criteria	conc.	Q	conc.	Q	conc.	Q	conc.	Q	conc.	Q
Aluminum	NC	NA		1,440		NA		494		NA	
Antimony	3	NA		ND		NA		ND		NA	
Arsenic	25	NA		1.7	B	NA		ND		NA	
Barium	1,000	NA		46.1	B	NA		29.3	B	NA	
Beryllium	3	NA		ND		NA		ND		NA	
Cadmium	5	NA		4.4	B	NA		0.71	B*E	NA	
Calcium	NC	NA		11,100		NA		10,100		NA	
Chromium	50	NA		***50.1***		NA		8.9	B*	NA	
Cobalt	NC	NA		2.7	B	NA		ND		NA	
Copper	200	NA		18.5	B	NA		ND		NA	
Iron	300	NA		***1,510***		NA		***1,440***		NA	
Lead	25	NA		ND		NA		6.5	B	NA	
Magnesium	35,000	NA		3,560		NA		2,920		NA	
Manganese	300	NA		30.7	B	NA		201		NA	
Mercury	0.7	NA		ND		NA		ND		NA	
Nickel	100	NA		22.4	B	NA		7.7	B	NA	
Potassium	NC	NA		1,940		NA		2,560		NA	
Selenium	10	NA		ND		NA		ND		NA	
Silver	50	NA		ND		NA		ND		NA	
Sodium	20,000	NA		***23,700***		NA		15,500		NA	
Thallium	0.5	NA		ND		NA		ND		NA	
Vanadium	NC	NA		2.7	B	NA		2.2	B	NA	
Zinc	2,000	NA		80.9		NA		46.9	B	NA	

Notes: All values are in micrograms per liter (µg/L)
NC - No criterion
ND - Not detected
B - Estimated value, metals
D - Dilution
N - Matrix spike recovery falls outside of the control limit
NA - Data not available
BOLD/ITALICS - exceeds criterion
* - Estimated value, duplicate out of range
E - Estimated value due to interference

TABLE 4
SERVALL LAUNDRY SITE (SITE 1-52-077)
PERIODIC SAMPLING - 2006 THROUGH 2015 SAMPLING EVENTS
SUMMARY OF TAL METALS IN GROUNDWATER

Sample Location	NYSDEC	MW-11		MW-11		MW-11		MW-11	
Sample ID	Class GA	SL-MW-11		SL-MW-11		SL-MW-11		SL-MW-11	
Laboratory ID	Ground								
Sample Date	Water	5/10/11		8/21/12		11/12/13		3/23/15	
Filtered / Unfiltered									
	Criteria	conc.	Q	conc.	Q	conc.	Q	conc.	Q
Aluminum	NC	NA		NA		NA		NA	
Antimony	3	NA		NA		NA		NA	
Arsenic	25	NA		NA		NA		NA	
Barium	1,000	NA		NA		NA		NA	
Beryllium	3	NA		NA		NA		NA	
Cadmium	5	NA		NA		NA		NA	
Calcium	NC	NA		NA		NA		NA	
Chromium	50	NA		NA		NA		NA	
Cobalt	NC	NA		NA		NA		NA	
Copper	200	NA		NA		NA		NA	
Iron	300	NA		NA		NA		NA	
Lead	25	NA		NA		NA		NA	
Magnesium	35,000	NA		NA		NA		NA	
Manganese	300	NA		NA		NA		NA	
Mercury	0.7	NA		NA		NA		NA	
Nickel	100	NA		NA		NA		NA	
Potassium	NC	NA		NA		NA		NA	
Selenium	10	NA		NA		NA		NA	
Silver	50	NA		NA		NA		NA	
Sodium	20,000	NA		NA		NA		NA	
Thallium	0.5	NA		NA		NA		NA	
Vanadium	NC	NA		NA		NA		NA	
Zinc	2,000	NA		NA		NA		NA	

Notes: All values are in micrograms per liter (µg/L)
NC - No criterion
ND - Not detected
B - Estimated value, metals
D - Dilution
N - Matrix spike recovery falls outside of the control limit
NA - Data not available
BOLD/ITALICS - exceeds criterion
* - Estimated value, duplicate out of range
E - Estimated value due to interference

TABLE 4
SERVALL LAUNDRY SITE (SITE 1-52-077)
PERIODIC SAMPLING - 2006 THROUGH 2015 SAMPLING EVENTS
SUMMARY OF TAL METALS IN GROUNDWATER

Sample Location	NYSDEC	MW-12		MW-12		MW-12		MW-12		MW-12		MW-12	
Sample ID	Class GA	SMW-12		SMW-12		SL-MW-12		SL-MW-12		SL-MW-12		SL-MW-12	
Laboratory ID	Ground	E0832-01		F1174-08C		G2115-06		J0189-01		K0834-01		K0834-01	
Sample Date	Water	6/15/06		8/22/07		11/12/08		2/2/10		5/10/11		5/10/11	
Filtered / Unfiltered		Unfiltered		Unfiltered		Unfiltered		Unfiltered		Unfiltered		Filtered	
	Criteria	conc.	Q	conc.	Q	conc.	Q	conc.	Q	conc.	Q	conc.	Q
Aluminum	NC	369		257		377		294		697		ND	
Antimony	3	1.8	B	ND		***6.2***	B	ND		ND		ND	
Arsenic	25	8.2	B	20.2		ND		ND		ND		ND	
Barium	1,000	67.6	B	81.8	B	163	B	94.9		77.3	B	55.0	B
Beryllium	3	ND		ND		ND		0.049	B	ND		ND	
Cadmium	5	2.8	B	0.92	B	0.83	B*E	ND		1.6	B	ND	
Calcium	NC	17,000		17,600		19,500		17,500		14,900		14,000	
Chromium	50	***1,130***		***1,730***		***1,170***	*	***723***		***1,070***		6.8	B
Cobalt	NC	24.3	B	3.9	B	6.2	B	0.89	B	1.6	B	ND	
Copper	200	67.9		59.1		33.9		15.7	B	19.4	B	ND	
Iron	300	***2,810***		***7,040***		***4,720***		***3,730***		***6,020***		ND	
Lead	25	4.9	B	ND		4.4	B	ND		5.7	B	ND	
Magnesium	35,000	3,050		2,270		2,930		2,820		2,590		2,410	
Manganese	300	***746***		***512***		***600***		***498***		***375***		298	
Mercury	0.7	ND		ND		ND		ND		0.066	BN	ND	
Nickel	100	***1,290***		***130***		***519***		53.2		31.1	BE	13.3	B
Potassium	NC	2,980		5,700		5,020		3,820		3,150		3,010	
Selenium	10	3.1	B	7.3	B	ND		ND		ND		ND	
Silver	50	ND		ND		ND		ND		ND		ND	
Sodium	20,000	***62,500***		***42,000***		***40,100***		***62,700***		***41,800***		***40,000***	
Thallium	0.5	***5.0***	***B***	ND		ND		ND		ND		ND	
Vanadium	NC	2.1	B	4.2	B	4.6	B	2.0	B	2.7	B	ND	
Zinc	2,000	35.2	B	22.9	B	38.0	B	25.7	B	40.0	B	33.9	B

Notes: All values are in micrograms per liter (µg/L)
NC - No criterion
ND - Not detected
B - Estimated value, metals
D - Dilution
N - Matrix spike recovery falls outside of the control limit
NA - Data not available
BOLD/ITALICS - exceeds criterion
* - Estimated value, duplicate out of range
E - Estimated value due to interference

TABLE 4
SERVALL LAUNDRY SITE (SITE 1-52-077)
PERIODIC SAMPLING - 2006 THROUGH 2015 SAMPLING EVENTS
SUMMARY OF TAL METALS IN GROUNDWATER

Sample Location	NYSDEC	MW-12		MW-12		MW-12		MW-12		MW-12		MW-12	
Sample ID	Class GA	SL-MW-12		SL-MW-12		SL-MW-12		SL-MW-12		SL-MW-12		SL-MW-12	
Laboratory ID	Ground	L1786-07		L1786-07		AC75711-027		AC75711-028		AC83904-016		AC83904-017	
Sample Date	Water	8/22/12		8/22/12		11/14/13		11/14/13		3/24/15		3/24/15	
Filtered / Unfiltered		Unfiltered		Filtered		Unfiltered		Filtered		Unfiltered		Filtered	
	Criteria	conc.	Q	conc.	Q	conc.	Q	conc.	Q	conc.	Q	conc.	Q
Aluminum	NC	364		ND		530		ND		1,200		ND	
Antimony	3	ND		ND		ND		ND		ND		ND	
Arsenic	25	ND		ND		ND		ND		ND		ND	
Barium	1,000	65.0	B	58.9	B	83.0		59.0		ND		ND	
Beryllium	3	ND		ND		ND		ND		ND		ND	
Cadmium	5	ND		ND		ND		ND		ND		ND	
Calcium	NC	16,100		16,400		23,000		22,000		9,900		11,000	
Chromium	50	***208***		0.88	B	***240***		ND		***130***		ND	
Cobalt	NC	ND		ND		ND		ND		ND		ND	
Copper	200	5.4	B	ND		ND		ND		ND		ND	
Iron	300	***1,160***		ND		***2,000***		ND		***1,100***		ND	
Lead	25	ND		ND		6.3		ND		ND		ND	
Magnesium	35,000	3,100		3,110		ND		ND		ND		ND	
Manganese	300	***319***		***314***		250		220		***340***		***330***	
Mercury	0.7	0.10	B	ND		ND		ND		ND		ND	
Nickel	100	6.6	B	1.2	B	ND		ND		ND		ND	
Potassium	NC	2,750		2,720		ND		ND		ND		ND	
Selenium	10	ND		ND		ND		ND		ND		ND	
Silver	50	ND		ND		ND		ND		ND		ND	
Sodium	20,000	***37,500***		***37,900***		***44,000***		***41,000***		***25,000***		***27,000***	
Thallium	0.5	ND		ND		ND		ND		ND		ND	
Vanadium	NC	ND		ND		ND		ND		ND		ND	
Zinc	2,000	ND		ND		ND		ND		ND		ND	

Notes: All values are in micrograms per liter (µg/L)
NC - No criterion
ND - Not detected
B - Estimated value, metals
D - Dilution
N - Matrix spike recovery falls outside of the control limit
NA - Data not available
BOLD/ITALICS - exceeds criterion
* - Estimated value, duplicate out of range
E - Estimated value due to interference

TABLE 4
SERVALL LAUNDRY SITE (SITE 1-52-077)
PERIODIC SAMPLING - 2006 THROUGH 2015 SAMPLING EVENTS
SUMMARY OF TAL METALS IN GROUNDWATER

Sample Location	NYSDEC	MW-13		MW-13		MW-13		MW-13		MW-13		MW-13	
Sample ID	Class GA	SMW-13		SMW-13		SL-MW-13		SL-MW-13		SL-MW-13		SL-MW-13	
Laboratory ID	Ground	E0832-02		F1174-07C		G2115-07		J0189-02		K0834-03		K0834-03	
Sample Date	Water	6/15/06		8/22/07		11/12/08		2/2/10		5/10/11		5/10/11	
Filtered / Unfiltered		Unfiltered		Unfiltered		Unfiltered		Unfiltered		Unfiltered		Filtered	
	Criteria	conc.	Q	conc.	Q	conc.	Q	conc.	Q	conc.	Q	conc.	Q
Aluminum	NC	38.5	B	328		417		565		558		107	B
Antimony	3	***6.3***	B	ND		ND		ND		ND		ND	
Arsenic	25	1.7	B	5.2	B	ND		ND		ND		ND	
Barium	1,000	55.5	B	43.6	B	47.3	B	33.6	B	48.8	B	40.9	B
Beryllium	3	ND		0.13	B	0.30	B	0.33	B	0.30	B	ND	
Cadmium	5	3.8	B	***48.1***		***53.6***	*E	***42.4***		***96.4***		***77.0***	
Calcium	NC	18,200		10,900		10,500		6,050		8,570		7,920	
Chromium	50	12.2	B	***263***		***90.0***	*	***330***		***819***		39.5	
Cobalt	NC	1.3	B	5.7	B	5.7	B	9.1	B	6.1	B	4.5	B
Copper	200	8.3	B	48.9		25.7	B	31.8		38.7		14.9	B
Iron	300	153	B	***1,470***		***1,140***		***2,150***		***4,840***		178	B
Lead	25	2.1	B	3.4	B	5.8	B	5.9	B	5.1	B	ND	
Magnesium	35,000	8,570		3,470		2,840		2,070		2,130		2,090	
Manganese	300	108		272		***343***		***446***		294		241	
Mercury	0.7	ND		ND		ND		ND		0.11	BN	ND	
Nickel	100	12.0	B	80.0		95.4		***452***		***345***	E	***309***	
Potassium	NC	1,310		2,480		3,060		2,680		3,480		3,480	
Selenium	10	ND		ND		ND		ND		ND		ND	
Silver	50	ND		ND		ND		ND		ND		ND	
Sodium	20,000	***35,700***		***41,000***		***34,300***		***36,800***		***36,000***		***36,400***	
Thallium	0.5	***1.7***	***B***	ND		ND		ND		ND		ND	
Vanadium	NC	0.6	B	1.4	B	1.4	B	1.5	B	9.4	B	ND	
Zinc	2,000	28.9	B	115		106		109		98.2		77.8	

Notes: All values are in micrograms per liter (µg/L)
NC - No criterion
ND - Not detected
B - Estimated value, metals
D - Dilution
N - Matrix spike recovery falls outside of the control limit
NA - Data not available
BOLD/ITALICS - exceeds criterion
* - Estimated value, duplicate out of range
E - Estimated value due to interference

TABLE 4
SERVALL LAUNDRY SITE (SITE 1-52-077)
PERIODIC SAMPLING - 2006 THROUGH 2015 SAMPLING EVENTS
SUMMARY OF TAL METALS IN GROUNDWATER

Sample Location	NYSDEC	MW-13		MW-13		MW-13		MW-13		MW-13		MW-13	
Sample ID	Class GA	SL-MW-13		SL-MW-13		SL-MW-13		SL-MW-13		SL-MW-13		SL-MW-13	
Laboratory ID	Ground	L1786-04		L1786-04		AC75711-029		AC75711-030		AC83924-007		AC83924-008	
Sample Date	Water	8/21/12		8/21/12		11/14/13		11/14/13		3/24/15		3/24/15	
Filtered / Unfiltered		Unfiltered		Filtered		Unfiltered		Filtered		Unfiltered		Filtered	
	Criteria	conc.	Q	conc.	Q	conc.	Q	conc.	Q	conc.	Q	conc.	Q
Aluminum	NC	279		ND		1,300		ND		700		ND	
Antimony	3	ND		ND		ND		ND		ND		ND	
Arsenic	25	ND		ND		ND		ND		ND		ND	
Barium	1,000	17.3	B	14.2	B	ND		ND		ND		ND	
Beryllium	3	ND		ND		ND		ND		ND		ND	
Cadmium	5	ND		ND		3.6		ND		***10.0***		ND	
Calcium	NC	3,950		3,750		ND		ND		5,800		5,300	
Chromium	50	40.2		ND		***98.0***		ND		***270***		ND	
Cobalt	NC	1.1	B	0.75	B	ND		ND		ND		ND	
Copper	200	3.7	B	ND		ND		ND		ND		ND	
Iron	300	***376***		ND		***1,500***		ND		***1,700***		ND	
Lead	25	ND		ND		ND		ND		3.8		ND	
Magnesium	35,000	1,900		1,760		ND		ND		ND		ND	
Manganese	300	26.5	B	13.4	B	ND		ND		54.0		ND	
Mercury	0.7	0.043	B	ND		ND		ND		ND		ND	
Nickel	100	3.6	B	1.5	B	ND		ND		ND		ND	
Potassium	NC	927	B	935	B	ND		ND		ND		ND	
Selenium	10	ND		ND		ND		ND		ND		ND	
Silver	50	ND		ND		ND		ND		ND		ND	
Sodium	20,000	***70,900***		***68,000***		***54,000***		***52,000***		***44,000***		***45,000***	
Thallium	0.5	ND		ND		ND		ND		ND		ND	
Vanadium	NC	1.5	B	ND		ND		ND		ND		ND	
Zinc	2,000	ND		ND		ND		110		ND		ND	

Notes: All values are in micrograms per liter (µg/L)
NC - No criterion
ND - Not detected
B - Estimated value, metals
D - Dilution
N - Matrix spike recovery falls outside of the control limit
NA - Data not available
BOLD/ITALICS - exceeds criterion
* - Estimated value, duplicate out of range
E - Estimated value due to interference

TABLE 4
SERVALL LAUNDRY SITE (SITE 1-52-077)
PERIODIC SAMPLING - 2006 THROUGH 2015 SAMPLING EVENTS
SUMMARY OF TAL METALS IN GROUNDWATER

Sample Location	NYSDEC	MW-14		MW-14		MW-14		MW-14		MW-14		MW-14	
Sample ID	Class GA	SMW-14		SMW-14		SL-MW-14		SL-MW-14		SL-MW-14		SL-MW-14	
Laboratory ID	Ground	E0832-03		F1174-06C		G2115-18		J0189-04		K0834-05		K0834-05	
Sample Date	Water	6/15/06		8/22/07		11/14/08		2/2/10		5/10/11		5/10/11	
Filtered / Unfiltered		Unfiltered		Unfiltered		Unfiltered		Unfiltered		Unfiltered		Filtered	
	Criteria	conc.	Q	conc.	Q	conc.	Q	conc.	Q	conc.	Q	conc.	Q
Aluminum	NC	139	B	360		209		259		1,250		ND	
Antimony	3	2.7	B	ND		ND		ND		ND		ND	
Arsenic	25	ND		3.2	B	ND		ND		ND		ND	
Barium	1,000	48.6	B	55.3	B	58	B	35.9	B	36.5	B	24.3	B
Beryllium	3	ND		ND		ND		ND		ND		ND	
Cadmium	5	1.3	B	1.8	B	2.8	B*E	ND		2.2	B	1.0	B
Calcium	NC	7,550		19,300		16,700		5,990		8,210		9,190	
Chromium	50	49.9		***100***		***59.6***	*	***196***		***153***		0.64	B
Cobalt	NC	1.3	B	2.1	B	ND		2.2	B	3.6	B	2.0	B
Copper	200	ND		29.9	B	8.5	B	9.1	B	9.0	B	ND	
Iron	300	***449***		***1,170***		***821***		***1,200***		***1,730***		ND	
Lead	25	1.7	B	ND		ND		ND		4.8	B	ND	
Magnesium	35,000	3,540		2,780		2,630		2,000		2,330		2,250	
Manganese	300	25.6	B	33.4	B	35.0	B	134		101		13.9	B
Mercury	0.7	ND		ND		ND		ND		ND		ND	
Nickel	100	24.3	B	68.8		79.9		27.7	B	28.3	BE	4.4	B
Potassium	NC	1,550		1,240		2,150		2,020		1,550		1,520	
Selenium	10	1.4	B	ND		ND		ND		ND		ND	
Silver	50	ND		1.4	B	ND		ND		ND		ND	
Sodium	20,000	***60,500***		***31,700***		***70,400***		***76,300***		***82,800***		***84,400***	
Thallium	0.5	***1.3***	***B***	***2.8***		ND		ND		ND		ND	
Vanadium	NC	ND		1.2	B	ND		4.1	B	3.2	B	ND	
Zinc	2,000	22.2	B	16.1	B	24.7	B	26.6	B	36.2	B	21.8	B

Notes: All values are in micrograms per liter (µg/L)
NC - No criterion
ND - Not detected
B - Estimated value, metals
D - Dilution
N - Matrix spike recovery falls outside of the control limit
NA - Data not available
BOLD/ITALICS - exceeds criterion
* - Estimated value, duplicate out of range
E - Estimated value due to interference

TABLE 4
SERVALL LAUNDRY SITE (SITE 1-52-077)
PERIODIC SAMPLING - 2006 THROUGH 2015 SAMPLING EVENTS
SUMMARY OF TAL METALS IN GROUNDWATER

Sample Location	NYSDEC	MW-14		MW-14		MW-14		MW-14		MW-14		MW-14	
Sample ID	Class GA	SL-MW-14		SL-MW-14		SL-MW-14		SL-MW-14		SL-MW-14		SL-MW-14	
Laboratory ID	Ground	L1786-08		L1786-08		AC75711-031		AC75711-032		AC83924-003		AC83924-004	
Sample Date	Water	8/22/12		8/22/12		11/14/13		11/14/13		3/25/15		3/25/15	
Filtered / Unfiltered		Unfiltered		Filtered		Unfiltered		Filtered		Unfiltered		Filtered	
	Criteria	conc.	Q	conc.	Q	conc.	Q	conc.	Q	conc.	Q	conc.	Q
Aluminum	NC	103	B	ND		ND		ND		ND		ND	
Antimony	3	ND		ND		ND		ND		ND		ND	
Arsenic	25	ND		ND		ND		ND		ND		ND	
Barium	1,000	23.8	B	23.0	B	56.0		ND		ND		ND	
Beryllium	3	ND		ND		ND		ND		ND		ND	
Cadmium	5	ND		ND		ND		ND		ND		ND	
Calcium	NC	3,510		3,590		15,000		14,000		11,000		12,000	
Chromium	50	***363***		2.8	B	***1,200***		ND		***790***		ND	
Cobalt	NC	3.8	B	2.3	B	12.0		3.0		11.0		4.8	
Copper	200	4.5	B	ND		ND		ND		ND		ND	
Iron	300	***2,000***		ND		***5,200***		ND		***4,000***		ND	
Lead	25	ND		ND		ND		ND		ND		ND	
Magnesium	35,000	1,350		1,340		12,000		11,000		7,800		8,600	
Manganese	300	52.2		17.4	B	150		ND		80		ND	
Mercury	0.7	ND		ND		ND		ND		ND		ND	
Nickel	100	29.4	B	20.8	B	57.0		ND		110		100	
Potassium	NC	1,650		1,670		ND		ND		ND		ND	
Selenium	10	ND		ND		ND		ND		ND		ND	
Silver	50	ND		ND		ND		ND		ND		ND	
Sodium	20,000	***91,500***		***96,000***		***74,000***		***65,000***		***81,000***		***91,000***	
Thallium	0.5	ND		ND		ND		ND		ND		ND	
Vanadium	NC	1.7	B	ND		ND		ND		ND		ND	
Zinc	2,000	ND		ND		ND		ND		ND		ND	

Notes: All values are in micrograms per liter (µg/L)
NC - No criterion
ND - Not detected
B - Estimated value, metals
D - Dilution
N - Matrix spike recovery falls outside of the control limit
NA - Data not available
BOLD/ITALICS - exceeds criterion
* - Estimated value, duplicate out of range
E - Estimated value due to interference

TABLE 4
SERVALL LAUNDRY SITE (SITE 1-52-077)
PERIODIC SAMPLING - 2006 THROUGH 2015 SAMPLING EVENTS
SUMMARY OF TAL METALS IN GROUNDWATER

Sample Location	NYSDEC	MW-16		MW-16		MW-16		MW-16		MW-16		MW-16	
Sample ID	Class GA	SMW-16		SMW-16		SL-MW-16		SL-MW-16		SL-MW-16		SL-MW-16	
Laboratory ID	Ground	E0832-04		F1174-12B		G2115-05		J0189-05		K0834-08		K0834-08	
Sample Date	Water	6/15/06		8/27/07		11/12/08		2/2/10		5/11/11		5/11/11	
Filtered / Unfiltered		Unfiltered		Unfiltered		Unfiltered		Unfiltered		Unfiltered		Filtered	
	Criteria	conc.	Q	conc.	Q	conc.	Q	conc.	Q	conc.	Q	conc.	Q
Aluminum	NC	534		453		672		1,090		819		ND	
Antimony	3	ND		ND		ND		ND		ND		ND	
Arsenic	25	7.0	B	9.0	B	ND		ND		ND		ND	
Barium	1,000	13.6	B	ND		17.9	B	12.6	B	15.1	B	11.6	B
Beryllium	3	ND		0.064	B	ND		ND		ND		ND	
Cadmium	5	0.71	B	1.0	B	0.54	B*E	ND		ND		ND	
Calcium	NC	9,750		2,220		10,000		12,700		17,300		16,100	
Chromium	50	***1,660***		***666***		***184***	*	***326***		***320***		38.5	
Cobalt	NC	4.0	B	2.7	B	1.8	B	1.8	B	1.9	B	1.4	B
Copper	200	8.6	B	24	B	9.0	B	46.5		45.6		ND	
Iron	300	***7,270***		***5,520***		***2,440***		***1,460***		***2,670***		***1,350***	
Lead	25	2.8	B	1.2	B	4.3	B	3.6	B	ND		ND	
Magnesium	35,000	4,790		628		3,530		5,950		8,150		7,700	
Manganese	300	51.8		39.7	B	46.3	B	80.8		47.3	B	33.2	B
Mercury	0.7	ND		ND		0.018	B	ND		ND		ND	
Nickel	100	***125***		***110***		90.1		62.8		73.4	E	64.1	
Potassium	NC	1,040		1,330		2,530		1,510		1,980		1,730	
Selenium	10	2.2	B	ND		ND		ND		ND		ND	
Silver	50	ND		ND		ND		ND		ND		ND	
Sodium	20,000	***24,500***		3,080		***33,600***		***34,300***		***91,300***		***85,200***	
Thallium	0.5	ND		ND		ND		ND		ND		ND	
Vanadium	NC	6.4	B	5.2	B	6.0	B	3.9	B	4.0	B	ND	
Zinc	2,000	25.9	B	37.2	B	68.8		51.0		34.0	B	18.1	B

Notes: All values are in micrograms per liter (µg/L)
NC - No criterion
ND - Not detected
B - Estimated value, metals
D - Dilution
N - Matrix spike recovery falls outside of the control limit
NA - Data not available
BOLD/ITALICS - exceeds criterion
* - Estimated value, duplicate out of range
E - Estimated value due to interference

TABLE 4
SERVALL LAUNDRY SITE (SITE 1-52-077)
PERIODIC SAMPLING - 2006 THROUGH 2015 SAMPLING EVENTS
SUMMARY OF TAL METALS IN GROUNDWATER

Sample Location	NYSDEC	MW-16		MW-16		MW-16		MW-16		MW-16		MW-16	
Sample ID	Class GA	SL-MW-16		SL-MW-16		SL-MW-16		SL-MW-16		SL-MW-16		SL-MW-16	
Laboratory ID	Ground	L1786-09		L1786-09		AC75711-007		AC75711-008		AC83924-00		AC83924-00	
Sample Date	Water	8/22/12		8/22/12		11/12/13		11/12/13		3/24/15		3/24/15	
Filtered / Unfiltered		Unfiltered		Filtered		Unfiltered		Filtered		Unfiltered		Filtered	
	Criteria	conc.	Q	conc.	Q	conc.	Q	conc.	Q	conc.	Q	conc.	Q
Aluminum	NC	300		ND		820		250		2,400		200	
Antimony	3	ND		ND		ND		ND		ND		ND	
Arsenic	25	ND		ND		11.0		9.1		3.6		2.6	
Barium	1,000	9.7	B	9.2	B	ND		ND		ND		ND	
Beryllium	3	ND		ND		ND		ND		ND		ND	
Cadmium	5	ND		ND		ND		ND		ND		ND	
Calcium	NC	10,300		9,970		ND		ND		ND		ND	
Chromium	50	***60.1***		4.1	B	***55.0***		ND		***110***		ND	
Cobalt	NC	1.4	B	1.6	B	ND		ND		ND		ND	
Copper	200	13.2	B	ND		ND		ND		68.0		ND	
Iron	300	***351***		157	B	***1,500***		***980***		***1,100***		ND	
Lead	25	ND		ND		4.5		ND		11.0		ND	
Magnesium	35,000	4,920		4,630		ND		ND		ND		ND	
Manganese	300	24.0	B	22.9	B	59.0		47.0		ND		ND	
Mercury	0.7	ND		ND		ND		ND		ND		ND	
Nickel	100	44.1	B	43.1	B	ND		ND		ND		ND	
Potassium	NC	1,470		1,480		14,000		12,000		ND		ND	
Selenium	10	ND		12.5	B	ND		ND		ND		ND	
Silver	50	ND		ND		ND		ND		ND		ND	
Sodium	20,000	***26,300***		***25,400***		7,500		6,500		***30,000***		***30,000***	
Thallium	0.5	ND		ND		ND		ND		ND		ND	
Vanadium	NC	2.2	B	1.2	B	ND		ND		ND		ND	
Zinc	2,000	9.0	B	5.5	B	ND		ND		180		ND	

Notes: All values are in micrograms per liter (µg/L)
NC - No criterion
ND - Not detected
B - Estimated value, metals
D - Dilution
N - Matrix spike recovery falls outside of the control limit
NA - Data not available
BOLD/ITALICS - exceeds criterion
* - Estimated value, duplicate out of range
E - Estimated value due to interference

TABLE 4
SERVALL LAUNDRY SITE (SITE 1-52-077)
PERIODIC SAMPLING - 2006 THROUGH 2015 SAMPLING EVENTS
SUMMARY OF TAL METALS IN GROUNDWATER

Sample Location	NYSDEC	MW-23S		MW-23S		MW-23S		MW-23S		MW-23S		MW-23S	
Sample ID	Class GA	SMW-23S		SMW-23S		SL-MW-23S		SL-MW-23S		SL-MW-23S		SL-MW-23S	
Laboratory ID	Ground	E0773-20		F1174-11B		G2115-03		J0196-03		K0834-06		K0834-06	
Sample Date	Water	6/8/06		8/27/07		11/12/08		2/3/10		5/11/11		5/11/11	
Filtered / Unfiltered		Unfiltered		Unfiltered		Unfiltered		Unfiltered		Unfiltered		Filtered	
	Criteria	conc.	Q	conc.	Q	conc.	Q	conc.	Q	conc.	Q	conc.	Q
Aluminum	NC	253		83.7	B	109	B	126	B	354		ND	
Antimony	3	ND		***7.5***	***B***	ND		ND		ND		ND	
Arsenic	25	ND		ND		ND		ND		ND		ND	
Barium	1,000	25.6	B	15	B	15.2	B	12.5	B	14.6	B	10.1	B
Beryllium	3	ND		ND		ND		ND		ND		ND	
Cadmium	5	ND		3.3	B	***9.4***	*E	1.9	B	2	B	ND	
Calcium	NC	17,800		18,300		12,400		13,600		14,700		14,700	
Chromium	50	0.66	B	3.6	B	ND		1.3	B	2.1	B	ND	
Cobalt	NC	2	B	2.2	B	ND		ND		ND		ND	
Copper	200	8.5	B	20.1	B	ND		6.7	B	6.1	B	ND	
Iron	300	133	B	247		***544***		272		***462***		ND	
Lead	25	ND		ND		2.3	B	ND		ND		ND	
Magnesium	35,000	6,830		6,950		4,920		5,420		5,900		5,820	
Manganese	300	***1,570***		***1,370***		***1,230***		***1,420***		***1,490***		***1,130***	
Mercury	0.7	ND		ND		ND		ND		ND		ND	
Nickel	100	15	B	18.3	B	14.7	B	13.7	B	14.4	BE	7.8	B
Potassium	NC	1,340		1,500		1,240		1,100		1,310		1,300	
Selenium	10	ND		ND		ND		ND		ND		ND	
Silver	50	ND		2.4	B	ND		ND		ND		ND	
Sodium	20,000	***28,700***		***35,200***		***25,500***		***23,500***		***29,900***		***30,100***	
Thallium	0.5	***7.8***	***B***	ND		ND		***8.6***	***B***	ND		ND	
Vanadium	NC	ND		0.44	B	1.0	B	0.71	B	ND		ND	
Zinc	2,000	15.2	B	105		71.9		45.5	B	49.5	B	34.4	B

Notes: All values are in micrograms per liter (µg/L)
NC - No criterion
ND - Not detected
B - Estimated value, metals
D - Dilution
N - Matrix spike recovery falls outside of the control limit
NA - Data not available
BOLD/ITALICS - exceeds criterion
* - Estimated value, duplicate out of range
E - Estimated value due to interference

TABLE 4
SERVALL LAUNDRY SITE (SITE 1-52-077)
PERIODIC SAMPLING - 2006 THROUGH 2015 SAMPLING EVENTS
SUMMARY OF TAL METALS IN GROUNDWATER

Sample Location	NYSDEC	MW-23S		MW-23S		MW-23S		MW-23S		MW-23S		MW-23S	
Sample ID	Class GA	SL-MW-23S		SL-MW-23S		SL-MW-23S		SL-MW-23S		SL-MW-23S		SL-MW-23S	
Laboratory ID	Ground	L1786-03		L1786-03		AC75711-020		AC75711-021		AC83924-00		AC83924-01	
Sample Date	Water	8/21/12		8/21/12		11/13/13		11/13/13		3/25/15		3/25/15	
Filtered / Unfiltered		Unfiltered		Filtered		Unfiltered		Filtered		Unfiltered		Filtered	
	Criteria	conc.	Q	conc.	Q	conc.	Q	conc.	Q	conc.	Q	conc.	Q
Aluminum	NC	504		ND		280		ND		ND		ND	
Antimony	3	ND		ND		ND		ND		ND		ND	
Arsenic	25	ND		ND		ND		ND		ND		ND	
Barium	1,000	15.6	B	13.8	B	ND		ND		ND		ND	
Beryllium	3	ND		ND		ND		ND		ND		ND	
Cadmium	5	ND		ND		ND		ND		ND		ND	
Calcium	NC	17,500		17,800		13,000		12,000		21,000		22,000	
Chromium	50	1.2	B	0.98	B	ND		ND		ND		ND	
Cobalt	NC	ND		ND		ND		ND		ND		ND	
Copper	200	ND		ND		ND		ND		ND		ND	
Iron	300	182	B	ND		ND		ND		ND		ND	
Lead	25	ND		ND		ND		ND		ND		ND	
Magnesium	35,000	7,320		7,460		5,400		ND		9,000		9,500	
Manganese	300	***1,500***		***1,510***		***1,200***		***1,100***		***1,800***		***1,900***	
Mercury	0.7	ND		ND		ND		ND		ND		ND	
Nickel	100	7.4	B	7.1	B	ND		ND		ND		ND	
Potassium	NC	1,330		1,230		ND		ND		ND		ND	
Selenium	10	ND		ND		ND		ND		ND		ND	
Silver	50	ND		ND		ND		ND		ND		ND	
Sodium	20,000	***36,700***		***36,900***		***36,000***		***33,000***		***33,000***		***36,000***	
Thallium	0.5	ND		ND		ND		ND		ND		ND	
Vanadium	NC	ND		ND		ND		ND		ND		ND	
Zinc	2,000	16.5	B	16.6	B	ND		ND		ND		ND	

Notes: All values are in micrograms per liter (µg/L)
NC - No criterion
ND - Not detected
B - Estimated value, metals
D - Dilution
N - Matrix spike recovery falls outside of the control limit
NA - Data not available
BOLD/ITALICS - exceeds criterion
* - Estimated value, duplicate out of range
E - Estimated value due to interference

TABLE 4
SERVALL LAUNDRY SITE (SITE 1-52-077)
PERIODIC SAMPLING - 2006 THROUGH 2015 SAMPLING EVENTS
SUMMARY OF TAL METALS IN GROUNDWATER

Sample Location	NYSDEC	MW-23D		MW-23D		MW-23D		MW-23D		MW-23D		MW-23D	
Sample ID	Class GA	SMW-23D		SMW-23D		SL-MW-23D		SL-MW-23D		SL-MW-23D		SL-MW-23D	
Laboratory ID	Ground	E0773-21		F1174-09B		G2115-04		J0196-04		K0834-07		K0834-07	
Sample Date	Water	6/8/06		8/27/07		11/12/08		2/3/10		5/11/11		5/11/11	
Filtered / Unfiltered		Unfiltered		Unfiltered		Unfiltered		Unfiltered		Unfiltered		Filtered	
	Criteria	conc.	Q	conc.	Q	conc.	Q	conc.	Q	conc.	Q	conc.	Q
Aluminum	NC	7,130		306		ND		182	B	353		ND	
Antimony	3	1.4	B	***4.7***	B	ND		ND		ND		ND	
Arsenic	25	2.5	B	ND		ND		ND		ND		ND	
Barium	1,000	77.8	B	26.0	B	23.9	B	31.7	B	27.2	B	20.9	B
Beryllium	3	0.6	B	0.07	B	ND		ND		ND		ND	
Cadmium	5	ND		0.25	B	0.24	B*E	0.54	B	ND		ND	
Calcium	NC	14,800		14,100		17,600		16,500		18,800		18,400	
Chromium	50	12.2	B	3.4	B	ND		1.5	B	1.8	B	ND	
Cobalt	NC	5.0	B	2.4	B	ND		1.4	B	0.73	B	ND	
Copper	200	27.2	B	22.3	B	ND		7.8	B	12.9	B	ND	
Iron	300	***3,800***		***563***		82.5	B	***576***		***637***		ND	
Lead	25	ND		1.7	B	ND		2.8	B	4.6	B	ND	
Magnesium	35,000	2,440		2,570		3,350		3,260		4,080		4,000	
Manganese	300	109		77.9		15.7	B	33.1	B	***1,470***		***902***	
Mercury	0.7	ND		ND		ND		ND		ND		ND	
Nickel	100	7.6	B	3.3	B	ND		2.5	B	1.4	BE	ND	
Potassium	NC	3,270		2,930		3,110		3,870		2,840		2,800	
Selenium	10	ND		ND		ND		ND		ND		ND	
Silver	50	ND		1.9	B	ND		ND		ND		ND	
Sodium	20,000	16,200		16,500		16,600		***29,200***		16,400		16,100	
Thallium	0.5	***1.3***	***B***	ND		ND		ND		ND		ND	
Vanadium	NC	14.5	B	1.3	B	ND		0.89	B	ND		ND	
Zinc	2,000	53.8		30.6	B	17.8	B	35.9	B	41.5	B	24.6	B

Notes: All values are in micrograms per liter (µg/L)
NC - No criterion
ND - Not detected
B - Estimated value, metals
D - Dilution
N - Matrix spike recovery falls outside of the control limit
NA - Data not available
BOLD/ITALICS - exceeds criterion
* - Estimated value, duplicate out of range
E - Estimated value due to interference

TABLE 4
SERVALL LAUNDRY SITE (SITE 1-52-077)
PERIODIC SAMPLING - 2006 THROUGH 2015 SAMPLING EVENTS
SUMMARY OF TAL METALS IN GROUNDWATER

Sample Location	NYSDEC	MW-23D		MW-23D		MW-23D		MW-23D		MW-23D		MW-23D	
Sample ID	Class GA	SL-MW-23D		SL-MW-23D		SL-MW-23D		SL-MW-23D		SL-MW-23D		SL-MW-23D	
Laboratory ID	Ground	L1786-01		L1786-01		AC75711-024		AC75711-025		AC83924-011		AC83924-012	
Sample Date	Water	8/21/12		8/21/12		11/13/13		11/13/13		3/25/15		3/25/15	
Filtered / Unfiltered		Unfiltered		Filtered		Unfiltered		Filtered		Unfiltered		Filtered	
	Criteria	conc.	Q	conc.	Q	conc.	Q	conc.	Q	conc.	Q	conc.	Q
Aluminum	NC	1,590		ND		1,300		ND		470		ND	
Antimony	3	ND		ND		ND		ND		ND		ND	
Arsenic	25	ND		ND		ND		ND		ND		ND	
Barium	1,000	22.9	B	15.8	B	ND		ND		ND		ND	
Beryllium	3	ND		ND		ND		ND		ND		ND	
Cadmium	5	ND		ND		ND		ND		ND		ND	
Calcium	NC	15,500		14,500		14,000		15,000		17,000		18,000	
Chromium	50	3.9	B	ND		ND		ND		ND		ND	
Cobalt	NC	ND		ND		ND		ND		ND		ND	
Copper	200	7.8	B	ND		ND		ND		ND		ND	
Iron	300	***1,340***		ND		***1,900***		ND		***310***		ND	
Lead	25	ND		ND		ND		ND		ND		ND	
Magnesium	35,000	3,440		3,140		ND		ND		ND		ND	
Manganese	300	85.0		ND		160		62.0		72.0		ND	
Mercury	0.7	ND		ND		ND		ND		ND		ND	
Nickel	100	0.93	B	ND		ND		ND		ND		ND	
Potassium	NC	2,590		2,320		ND		ND		ND		ND	
Selenium	10	ND		ND		ND		ND		ND		ND	
Silver	50	ND		ND		ND		ND		ND		ND	
Sodium	20,000	12,600		12,100		11,000		13,000		13,000		14,000	
Thallium	0.5	ND		ND		ND		ND		ND		ND	
Vanadium	NC	6.3	B	ND		ND		ND		ND		ND	
Zinc	2,000	6.0	B	ND		ND		ND		ND		ND	

Notes: All values are in micrograms per liter (µg/L)
NC - No criterion
ND - Not detected
B - Estimated value, metals
D - Dilution
N - Matrix spike recovery falls outside of the control limit
NA - Data not available
BOLD/ITALICS - exceeds criterion
* - Estimated value, duplicate out of range
E - Estimated value due to interference

TABLE 5
SERVALL LAUNDRY SITE (SITE 1-52-077)
MARCH 2015 SAMPLING EVENT
COMPARISON OF FILTERED AND UNFILTERED SAMPLE DATA FOR METALS IN GROUNDWATER

Sample Location	NYSDEC	MW-1	MW-1	MW-1	MW-2	MW-2	MW-2	MW-3A	MW-3A	MW-3A
Sample ID	Class GA	SL-MW-1	SL-MW-1	SL-MW-1	SL-MW-2	SL-MW-2	SL-MW-2	SL-MW-3A	SL-MW-3A	SL-MW-3A
Laboratory ID	Ground	AC83904-001	AC83904-002		AC83904-009	AC83904-010		AC83904-011	AC83904-012	
Sample Date	Water	3/23/15	3/23/15		3/23/15	3/23/15		3/23/15	3/23/15	
Filtered/Unfiltered		Unfiltered	Filtered	Percent	Unfiltered	Filtered	Percent	Unfiltered	Filtered	Percent
	Criteria	conc. Q	conc. Q	Dissolved	conc. Q	conc. Q	Dissolved	conc. Q	conc. Q	Dissolved
Aluminum	NC	ND	ND	NC	400	ND	NC	5,000	ND	NC
Antimony	3	ND	ND	NC	ND	ND	NC	ND	ND	NC
Arsenic	25	ND	ND	NC	ND	ND	NC	4.6	ND	NC
Barium	1,000	63	75	119.0%	ND	ND	NC	ND	ND	NC
Beryllium	3	ND	ND	NC	ND	ND	NC	ND	ND	NC
Cadmium	5	ND	ND	NC	4	2.9	72.5%	ND	ND	NC
Calcium	NC	27,000	31,000	114.8%	18,000	19,000	105.6%	9,700	11,000	113.4%
Chromium	50	ND	ND	NC	***2200***	260	11.8%	***230***	ND	NC
Cobalt	NC	ND	ND	NC	20	22	110.0%	2.2	ND	NC
Copper	200	ND	ND	NC	60	ND	NC	71	ND	NC
Iron	300	ND	ND	NC	***9,500***	1,500	15.8%	***5,200***	570.0	11.0%
Lead	25	ND	ND	NC	5.7	ND	NC	18	ND	NC
Magnesium	35,000	ND	ND	NC	ND	ND	NC	ND	ND	NC
Manganese	300	250	ND	NC	490	380.0	77.6%	410.0	330.0	80.5%
Mercury	0.7	ND	ND	NC	ND	ND	NC	ND	ND	NC
Nickel	100	ND	ND	NC	440	***480***	109.1%	ND	ND	NC
Potassium	NC	ND	ND	NC	ND	ND	NC	10,000	11,000	110.0%
Selenium	10	ND	ND	NC	ND	ND	NC	ND	ND	NC
Silver	50	ND	ND	NC	ND	ND	NC	ND	ND	NC
Sodium	20,000	***100,000***	***130,000***	130.0%	***27,000***	***28,000***	103.7%	***79,000***	***86,000***	108.9%
Thallium	0.5	ND	ND	NC	ND	ND	NC	ND	ND	NC
Vanadium	NC	ND	ND	NC	ND	ND	NC	ND	ND	NC
Zinc	2,000	ND	ND	NC	ND	ND	NC	210.0	ND	NC
Turbidity (NTU)		1.3			0.0			56.7		

Notes:
NA - Data not available
NC - No criterion or Not Calculable
ND - Not detected
B - Estimated value, metals

All values except turbidity are in micrograms per liter (µg/L)
E - Estimated value due to interference
% Dissolved = (filtered conc/ unfiltered conc)
BOLD/ITALICS - exceeds criterion

TABLE 5
SERVALL LAUNDRY SITE (SITE 1-52-077)
MARCH 2015 SAMPLING EVENT
COMPARISON OF FILTERED AND UNFILTERED SAMPLE DATA FOR METALS IN GROUNDWATER

Sample Location	NYSDEC	MW-3B	MW-3B	MW-3B	MW-4	MW-4	MW-4	MW-5	MW-5	MW-5
Sample ID	Class GA	SL-MW-3B	SL-MW-3B	SL-MW-3B	SL-MW-4	SL-MW-4	SL-MW-4	SL-MW-5	SL-MW-5	SL-MW-5
Laboratory ID	Ground	AC83904-013	AC83904-014					AC83924-001	AC83924-002	
Sample Date	Water	3/23/15	3/23/15					3/24/15	3/24/15	
Filtered/Unfiltered		Unfiltered	Filtered	Percent	Unfiltered	Filtered		Unfiltered	Filtered	Percent
	Criteria	conc. Q	conc. Q	Dissolved	conc. Q	conc. Q	Dissolved	conc. Q	conc. Q	Dissolved
Aluminum	NC	330	ND	NC				ND	ND	NC
Antimony	3	ND	ND	NC				ND	ND	NC
Arsenic	25	ND	ND	NC	Not	Not		ND	ND	NC
Barium	1,000	ND	ND	NC	Sampled	Sampled		ND	ND	NC
Beryllium	3	ND	ND	NC				ND	ND	NC
Cadmium	5	ND	ND	NC				ND	ND	NC
Calcium	NC	22,000	23,000	104.5%				19,000	19,000	100.0%
Chromium	50	***52.0***	ND	NC				ND	ND	NC
Cobalt	NC	ND	ND	NC				4.7	4.5	95.7%
Copper	200	ND	ND	NC				ND	ND	NC
Iron	300	***540***	ND	NC				ND	ND	NC
Lead	25	ND	ND	NC				ND	ND	NC
Magnesium	35,000	ND	ND	NC				ND	ND	NC
Manganese	300	ND	ND	NC				***820***	***850***	103.7%
Mercury	0.7	ND	ND	NC				ND	ND	NC
Nickel	100	ND	ND	NC				ND	ND	NC
Potassium	NC	ND	ND	NC				ND	ND	NC
Selenium	10	ND	ND	NC				ND	ND	NC
Silver	50	ND	ND	NC				ND	ND	NC
Sodium	20,000	***38,000***	***42,000***	110.5%				18,000	19,000	105.6%
Thallium	0.5	ND	ND	NC				ND	ND	NC
Vanadium	NC	ND	ND	NC				ND	ND	NC
Zinc	2,000	53.0	ND	NC				ND	ND	NC
Turbidity (NTU)		38.8						0.4		

Notes:
NA - Data not available
NC - No criterion or Not Calculable
ND - Not detected
B - Estimated value, metals

All values except turbidity are in micrograms per liter (µg/L)
E - Estimated value due to interference
% Dissolved = (filtered conc/ unfiltered conc)
BOLD/ITALICS - exceeds criterion

TABLE 5
SERVALL LAUNDRY SITE (SITE 1-52-077)
MARCH 2015 SAMPLING EVENT
COMPARISON OF FILTERED AND UNFILTERED SAMPLE DATA FOR METALS IN GROUNDWATER

Sample Location	NYSDEC	MW-6A	MW-6A	MW-6A	MW-6B	MW-6B	MW-6B	MW-12	MW-12	MW-12
Sample ID	Class GA	SL-MW-6A	SL-MW-6A	SL-MW-6A	SL-MW-6B	SL-MW-6B	SL-MW-6B	SL-MW-12	SL-MW-12	SL-MW-12
Laboratory ID	Ground	AC83904-020	AC83904-021		AC83904-018	AC83904-019		AC83904-016	AC83904-017	
Sample Date	Water	3/24/15	3/24/15		3/24/15	3/24/15		3/24/15	3/24/15	
Filtered/Unfiltered		Unfiltered	Filtered	Percent	Unfiltered	Filtered	Percent	Unfiltered	Filtered	Percent
	Criteria	conc. Q	conc. Q	Dissolved	conc. Q	conc. Q	Dissolved	conc. Q	conc. Q	Dissolved
Aluminum	NC	300	260	86.7%	240	ND	NC	1,200	ND	NC
Antimony	3	ND	ND	NC	ND	ND	NC	ND	ND	NC
Arsenic	25	ND	ND	NC	ND	ND	NC	ND	ND	NC
Barium	1,000	ND	ND	NC	ND	ND	NC	ND	ND	NC
Beryllium	3	ND	ND	NC	ND	ND	NC	ND	ND	NC
Cadmium	5	ND	ND	NC	ND	ND	NC	ND	ND	NC
Calcium	NC	17,000	17,000	100.0%	24,000	24,000	100.0%	9,900	11,000	111.1%
Chromium	50	***130***	ND	NC	ND	ND	NC	***130***	ND	NC
Cobalt	NC	ND	ND	NC	ND	ND	NC	ND	ND	NC
Copper	200	ND	ND	NC	ND	ND	NC	ND	ND	NC
Iron	300	***800***	ND	NC	***ND***	ND	NC	***1,100***	ND	NC
Lead	25	ND	ND	NC	ND	ND	NC	ND	ND	NC
Magnesium	35,000	ND	ND	NC	ND	ND	NC	ND	ND	NC
Manganese	300	ND	ND	NC	ND	ND	NC	340	330	97.1%
Mercury	0.7	ND	ND	NC	ND	ND	NC	ND	ND	NC
Nickel	100	ND	ND	NC	ND	ND	NC	ND	ND	NC
Potassium	NC	ND	ND	NC	ND	ND	NC	ND	ND	NC
Selenium	10	ND	ND	NC	***ND***	ND	NC	ND	ND	NC
Silver	50	ND	ND	NC	ND	ND	NC	ND	ND	NC
Sodium	20,000	***51,000***	***53,000***	103.9%	11,000	11,000	100.0%	***25,000***	***27,000***	108.0%
Thallium	0.5	ND	ND	NC	ND	ND	NC	ND	ND	NC
Vanadium	NC	ND	ND	NC	ND	ND	NC	ND	ND	NC
Zinc	2,000	ND	ND	NC	ND	ND	NC	ND	ND	NC
Turbidity (NTU)		7.0			2.8			6.0		

Notes: NA - Data not available
NC - No criterion or Not Calculable
ND - Not detected
B - Estimated value, metals

All values except turbidity are in micrograms per liter (µg/L)
E - Estimated value due to interference
% Dissolved = (filtered conc/ unfiltered conc)
BOLD/ITALICS - exceeds criterion

TABLE 5
SERVALL LAUNDRY SITE (SITE 1-52-077)
MARCH 2015 SAMPLING EVENT
COMPARISON OF FILTERED AND UNFILTERED SAMPLE DATA FOR METALS IN GROUNDWATER

Sample Location	NYSDEC	MW-13	MW-13	MW-13	MW-14	MW-14	MW-14	MW-16	MW-16	MW-16
Sample ID	Class GA	SL-MW-13	SL-MW-13	SL-MW-13	SL-MW-14	SL-MW-14	SL-MW-14	SL-MW-16	SL-MW-16	SL-MW-16
Laboratory ID	Ground	AC83924-007	AC83924-008		AC83924-003	AC83924-004		AC83924-005	AC83924-006	
Sample Date	Water	3/24/15	3/24/15		3/25/15	3/25/15		3/25/15	3/25/15	
Filtered/Unfiltered		Unfiltered	Filtered	Percent	Unfiltered	Filtered	Percent	Unfiltered	Filtered	Percent
	Criteria	conc. Q	conc. Q	Dissolved	conc. Q	conc. Q	Dissolved	conc. Q	conc. Q	Dissolved
Aluminum	NC	700	ND	NC	ND	ND	NC	2,400	200	8.3%
Antimony	3	ND	ND	NC	ND	ND	NC	ND	ND	NC
Arsenic	25	ND	ND	NC	ND	ND	NC	3.6	2.6	72.2%
Barium	1,000	ND	ND	NC	ND	ND	NC	ND	ND	NC
Beryllium	3	ND	ND	NC	ND	ND	NC	ND	ND	NC
Cadmium	5	10	ND	NC	ND	ND	NC	ND	ND	NC
Calcium	NC	5,800	5,300	91.4%	11,000	12,000	109.1%	ND	ND	NC
Chromium	50	***270.0***	ND	NC	***790***	ND	NC	***110.0***	ND	NC
Cobalt	NC	ND	ND	NC	11.0	4.8	43.6%	ND	ND	NC
Copper	200	ND	ND	NC	ND	ND	NC	68	ND	NC
Iron	300	***1,700***	ND	NC	***4,000***	ND	NC	***1,100***	ND	NC
Lead	25	3.8	ND	NC	ND	ND	NC	11	ND	NC
Magnesium	35,000	ND	ND	NC	7,800	8,600	110.3%	ND	ND	NC
Manganese	300	54	ND	NC	80	ND	NC	ND	ND	NC
Mercury	0.7	ND	ND	NC	ND	ND	NC	ND	ND	NC
Nickel	100	ND	ND	NC	110.0	100	90.9%	ND	ND	NC
Potassium	NC	ND	ND	NC	ND	ND	NC	ND	ND	NC
Selenium	10	ND	ND	NC	ND	ND	NC	ND	ND	NC
Silver	50	ND	ND	NC	ND	ND	NC	ND	ND	NC
Sodium	20,000	***44,000***	***45,000***	102.3%	***81,000***	***91,000***	112.3%	30,000	30,000	100.0%
Thallium	0.5	ND	ND	NC	ND	ND	NC	ND	ND	NC
Vanadium	NC	ND	ND	NC	ND	ND	NC	ND	ND	NC
Zinc	2,000	ND	ND	NC	ND	ND	NC	180.0	ND	NC
Turbidity (NTU)		12.0			16.0			147.8		

Notes:
NA - Data not available
NC - No criterion or Not Calculable
ND - Not detected
B - Estimated value, metals

All values except turbidity are in micrograms per liter (µg/L)
E - Estimated value due to interference
% Dissolved = (filtered conc/ unfiltered conc)
BOLD/ITALICS - exceeds criterion

TABLE 5
SERVALL LAUNDRY SITE (SITE 1-52-077)
MARCH 2015 SAMPLING EVENT
COMPARISON OF FILTERED AND UNFILTERED SAMPLE DATA FOR METALS IN GROUNDWATER

Sample Location	NYSDEC	MW-23S	MW-23S	MW-23S	MW-23D	MW-23D	MW-23D
Sample ID	Class GA	SL-MW-23S	SL-MW-23S	SL-MW-23S	SL-MW-23D	SL-MW-23D	SL-MW-23D
Laboratory ID	Ground	AC83924-009	AC83924-010		AC83924-011	AC83924-012	
Sample Date	Water	3/25/15	3/25/15		3/25/15	3/25/15	
Filtered/Unfiltered		Unfiltered	Filtered	Percent	Unfiltered	Filtered	Percent
	Criteria	conc. Q	conc. Q	Dissolved	conc. Q	conc. Q	Dissolved
Aluminum	NC	ND	ND	NC	470	ND	NC
Antimony	3	ND	ND	NC	ND	ND	NC
Arsenic	25	ND	ND	NC	ND	ND	NC
Barium	1,000	ND	ND	NC	ND	ND	NC
Beryllium	3	ND	ND	NC	ND	ND	NC
Cadmium	5	ND	ND	NC	ND	ND	NC
Calcium	NC	21,000	22,000	104.8%	17,000	18,000	105.9%
Chromium	50	ND	ND	NC	ND	ND	NC
Cobalt	NC	ND	ND	NC	ND	ND	NC
Copper	200	ND	ND	NC	ND	ND	NC
Iron	300	ND	ND	NC	***310***	ND	NC
Lead	25	ND	ND	NC	ND	ND	NC
Magnesium	35,000	9,000	9,500	105.6%	ND	ND	NC
Manganese	300	***1,800***	***1,900***	105.6%	72	ND	NC
Mercury	0.7	ND	ND	NC	ND	ND	NC
Nickel	100	ND	ND	NC	ND	ND	NC
Potassium	NC	ND	ND	NC	ND	ND	NC
Selenium	10	ND	ND	NC	ND	ND	NC
Silver	50	ND	ND	NC	ND	ND	NC
Sodium	20,000	***33,000***	***36,000***	109.1%	13,000	14,000	107.7%
Thallium	0.5	ND	ND	NC	ND	ND	NC
Vanadium	NC	ND	ND	NC	ND	ND	NC
Zinc	2,000	ND	ND	NC	ND	ND	NC
Turbidity (NTU)		2.9			20.9		

Notes:
NA - Data not available
NC - No criterion or Not Calculable
ND - Not detected
B - Estimated value, metals

All values except turbidity are in micrograms per liter (µg/L)
E - Estimated value due to interference
% Dissolved = (filtered conc/ unfiltered conc)
BOLD/ITALICS - exceeds criterion

TABLE 6
SERVALL LAUNDRY SITE (SITE 1-52-077)
FIELD DUPLICATE DATA - VOLATILE ORGANIC COMPOUNDS IN GROUNDWATER
March 2015 SAMPLING EVENT

Sample Location Sample ID Laboratory ID Sample Date	MW-1 SL-MW-1 AC83904-001 3/23/15 conc. Q	MW-1 SL-MW-51 AC83904-003 3/23/15 conc. Q	Precision as Relative Percent Difference (RPD)
Vinyl Chloride	ND	ND	NC
1,1-Dichloroethene	ND	ND	NC
Acetone	ND	ND	NC
Benzene	ND	ND	NC
2-Butanone	ND	ND	NC
trans-1,2-Dichloroethene	ND	ND	NC
Methyl tert-butyl ether	ND	ND	NC
1,1-Dichloroethane	ND	ND	NC
cis-1,2-Dichloroethene	ND	ND	NC
Chloroform	ND	ND	NC
1,1,1-Trichloroethane	ND	ND	NC
Trichloroethene	ND	ND	NC
Tetrachloroethene	14	15	6.9%
Xylenes (Total)	ND	ND	NC
Toluene	ND	ND	NC
Chlorobenzene	ND	ND	NC
1,2-Dichlorobenzene	ND	ND	NC

Notes:
Only VOCs ever detected in any Round 1 through Round 6 sample are listed.
All values in µg/L
NC - Not Calculable (analyte not detected in one or both analyses)
ND - Not Detected
J - Estimated value (greater than MDL but less than RL)

TABLE 7
SERVALL LAUNDRY SITE (SITE 1-52-077)
FIELD DUPLICATE DATA - TAL METALS IN GROUNDWATER
MARCH 2015 SAMPLING EVENT

Sample Location	MW-1	MW-1	Precision	MW-1	MW-1	Precision
Sample ID	SL-MW-1	SL-MW-51	as	SL-MW-51	SL-MW-51	as
Laboratory ID	AC83904-001	AC83904-003	Relative	AC83904-002	AC83904-004	Relative
Sample Date	3/23/15	3/23/15	Percent	3/23/15	3/23/15	Percent
Filtered/Unfiltered	Unfiltered	Unfiltered	Difference	Filtered	Filtered	Difference
Metal	conc. Q	conc. Q	(RPD)	conc. Q	conc. Q	(RPD)
Aluminum	ND	ND	NC	ND	ND	NC
Antimony	ND	ND	NC	ND	ND	NC
Arsenic	ND	ND	NC	ND	ND	NC
Barium	63.0	66.0	4.7%	75.0	70.0	6.9%
Beryllium	ND	ND	NC	ND	ND	NC
Cadmium	ND	ND	NC	ND	ND	NC
Calcium	27,000	27,000	0.0%	31,000	30,000	3.3%
Chromium	***ND***	***ND***	NC	ND	ND	NC
Cobalt	ND	ND	NC	ND	ND	NC
Copper	ND	ND	NC	ND	ND	NC
Iron	***ND***	***ND***	NC	ND	ND	NC
Lead	ND	ND	NC	ND	ND	NC
Magnesium	ND	ND	NC	ND	ND	NC
Manganese	250.0	220	12.8%	ND	ND	NC
Mercury	ND	ND	NC	ND	ND	NC
Nickel	ND	ND	NC	ND	ND	NC
Potassium	ND	ND	NC	ND	ND	NC
Selenium	ND	ND	NC	ND	ND	NC
Silver	ND	ND	NC	ND	ND	NC
Sodium	***100,000***	***100,000***	0.0%	***130,000***	***120,000***	8.0%
Thallium	ND	ND	NC	ND	ND	NC
Vanadium	ND	ND	NC	ND	ND	NC
Zinc	ND	ND	NC	ND	ND	NC

Notes:
All values in µg/L
NC - Not Calculable (analyte not detected in one or both analyses)
ND - Not Detected
B - Estimated value (greater than MDL but less than RL)
N - Laboratory spike recovery ouside control limit.
E - Estimated value due to interference.

TABLE 8
SUMMARY OF HISTORIC TETRACHLOROETHENE CONCENTRATIONS IN SELECTED MONITORING WELLS
SERVALL LAUNDRY SITE (SITE 1-52-077)

	MW-1	MW-2	MW-3A	MW-3B	MW-4	MW-5	MW-6A	MW-6B	MW-11	MW-12	MW-13	MW-14	MW-16	MW-23S	MW-23D
Mar 2015	14	1.1	ND	ND	NA	ND	ND	1,200	NA	10	ND	ND	ND	390	110
Nov 2013	5.6	ND	ND	ND	ND	NA	ND	1,500	NA	2.4	ND	ND	3.7	2,500	130
Aug 2012	18	ND	ND	ND	ND	ND	ND	23	NA	0.80 J	1.0 J	ND	100	1,800 D	57
May 2011	NA	2.1 J	ND	ND	ND	ND	ND	150	NA	1.6 J	ND	ND	95	1,500 D	25
Feb 2010	50	ND	ND	ND	ND	ND	1.2 J	2,000 D	NA	10	ND	ND	48	590 D	8.3
Nov 2008	NA	ND	ND	ND	ND	ND	ND	470 D	60	60	1 J	ND	6.9	500 D	7.7
Aug 2007	NA	ND	ND	NA	ND	2 J	ND	480 D	NA	17	ND	2 J	2 J	1,700 D	6
Apr 2007	NA	NA	NA	NA	ND	ND	ND	650	NA	NA	NA	NA	NA	NA	NA
June 2006	NA	NA	ND	NA	ND	ND	ND	1,100 D	56	17	5	ND	25	5,200 D	4 J
May 2004	NA	NA	NA	NA	NA	NA	NA	NA	NA	7	0.3 J	ND	410 E	4	0.6 J
July 2000	NA	NA	ND	ND	NA	ND	ND	160	96	820 D	6 J	ND	1,600 D	27	8 J
Jan 1999	NA	ND	NA	ND	ND	3 J	1 J	22 J	290 J	6 J	4 J	ND	NA	29 J	3 J
Jan 1998	NA	NA	ND	NA	4	ND	2	11,000	20	2	ND	ND	450	NA	ND
Dec 1995	NA	NA	0.34 J	ND	ND	NA	ND	8,400 E	800	NA	230	NA	1,700 E	7.8	ND
Mar 1990	NA	1 J	ND	8.1 J	ND	ND	100	13,000 DJ	5,900	ND	4,600 JD	ND	960 JD	NA	NA
Feb 1990	NA	6	ND	6	ND	ND	48	14,000	8,900	ND	5,800 D	ND	260	NA	NA

Notes:
ND - Not detected
NA - Not sampled or data not available
E - Concentration exceeded the QC criterion, no dilution run data found
D - Dilution
J - Estimated concentration
The data presented in this table is a compilation of data available at the time of this report and is not a comprehensive listing of all data collected.
May 2004 - Data is very confusing. It is difficult to establish which well is presented on the Form 1s. (taken from report.hw152077.2004-05.GW04.pdf)
July 2000 data from H2M Labs, (ServAll data Summary July 2000.pdf)
January 1999 & January 1998 (Harding Lawson, 1999 Groundwater Sampling Technical Memorandum (ServAll 1999 gw sampling.pdf)
December 1995 data from Plume Discharge Study (ServAll December 1995.pdf)
February and March 1990 data from E.C. Jordan, RI/FS 1992 (ServAll jan 1992.pdf)

Figures

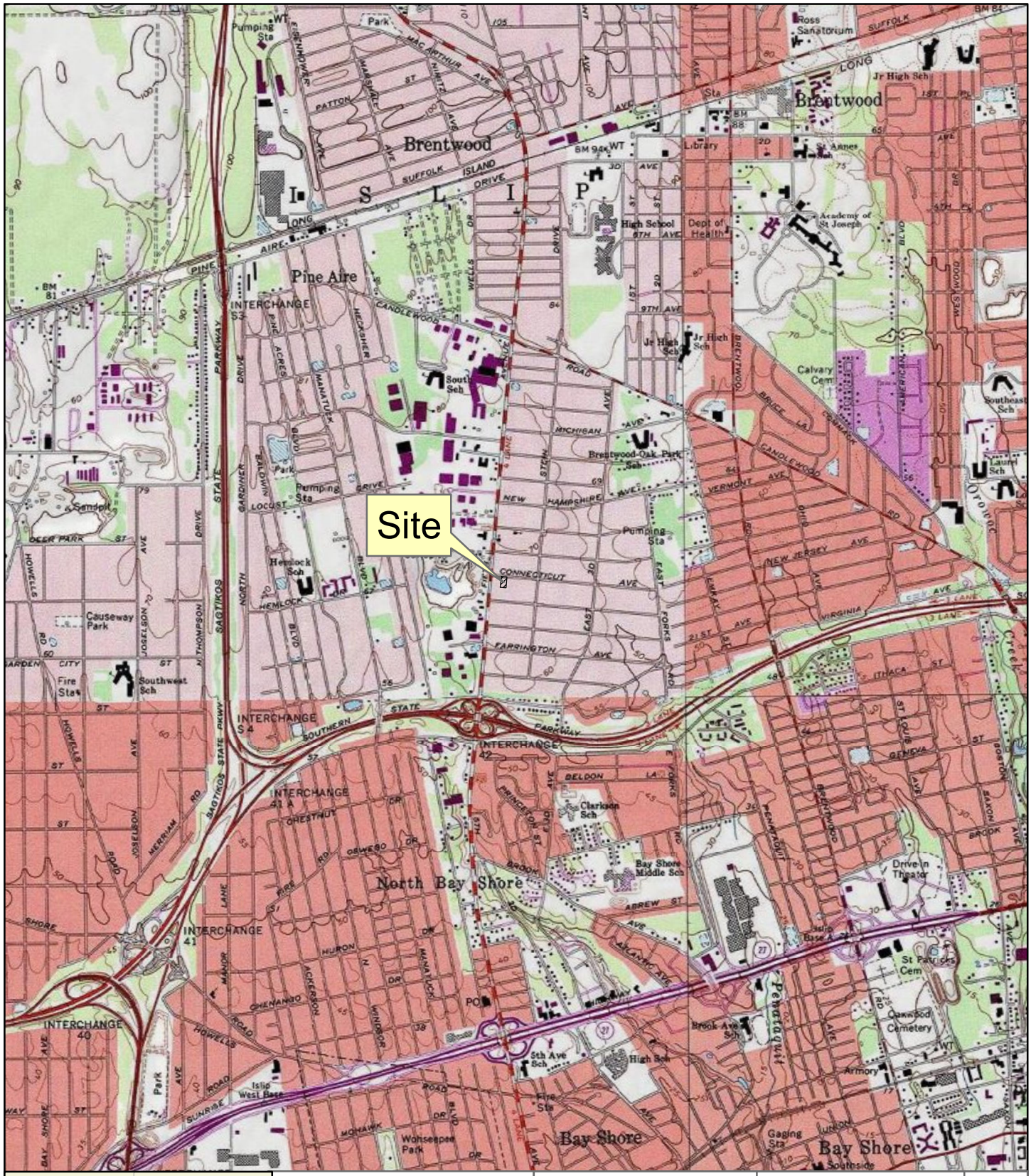

USGS NY Bay Shore West and Green Lawn Quadrangles

U.S.G.S. 1:24 000 SCALE TOPOGRAPHIC MAP

Copyright:© 2011 National Geographic Society i-cubed

Prepared by: AECOM

Prepared for: NEW YORK STATE DEPARTMENT OF ENVIRONMENTAL CONSERVATION

Multi Site G
Operation, Maintenance & Monitoring

Site Location
ServAll Laundry Site

Date:	Scale:	Figure No. :
January 2013	1 inch = 2,500 feet	1

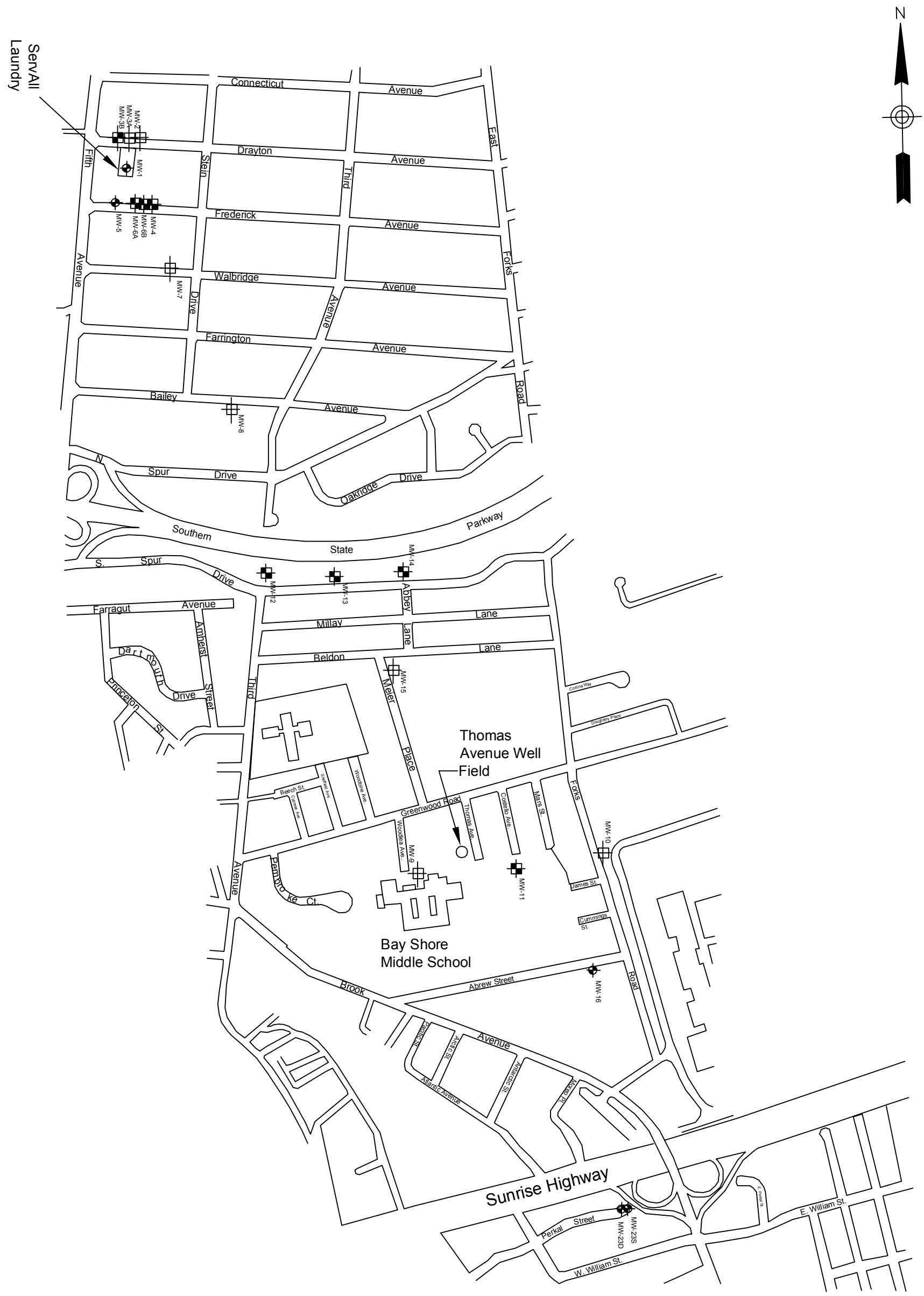

LEGEND:

MW-16 EXISTING MONITORING WELLS

MW-10 DAMAGED OR MISSING MONITORING WELLS

GRAPHIC SCALE

0 350 700 1400

Scale in Feet

Prepared by : AECOM

SUBMITTED BY : PK/jk	MULTI SITE G - SERVALL LAUNDRY SITE SITE NO. 1-52-026
DRAWN BY : SC	MONITORING WELL LOCATION MAP
APPROVED BY : PK	DATE : JANUARY 2013 / SCALE : AS SHOWN / DRAWING NO. : 2

L:\work\60277021_Multi_Site_G\01 - ServAll Laundry\7.0 Deliverables\7.2 CADD\LTM-Reports

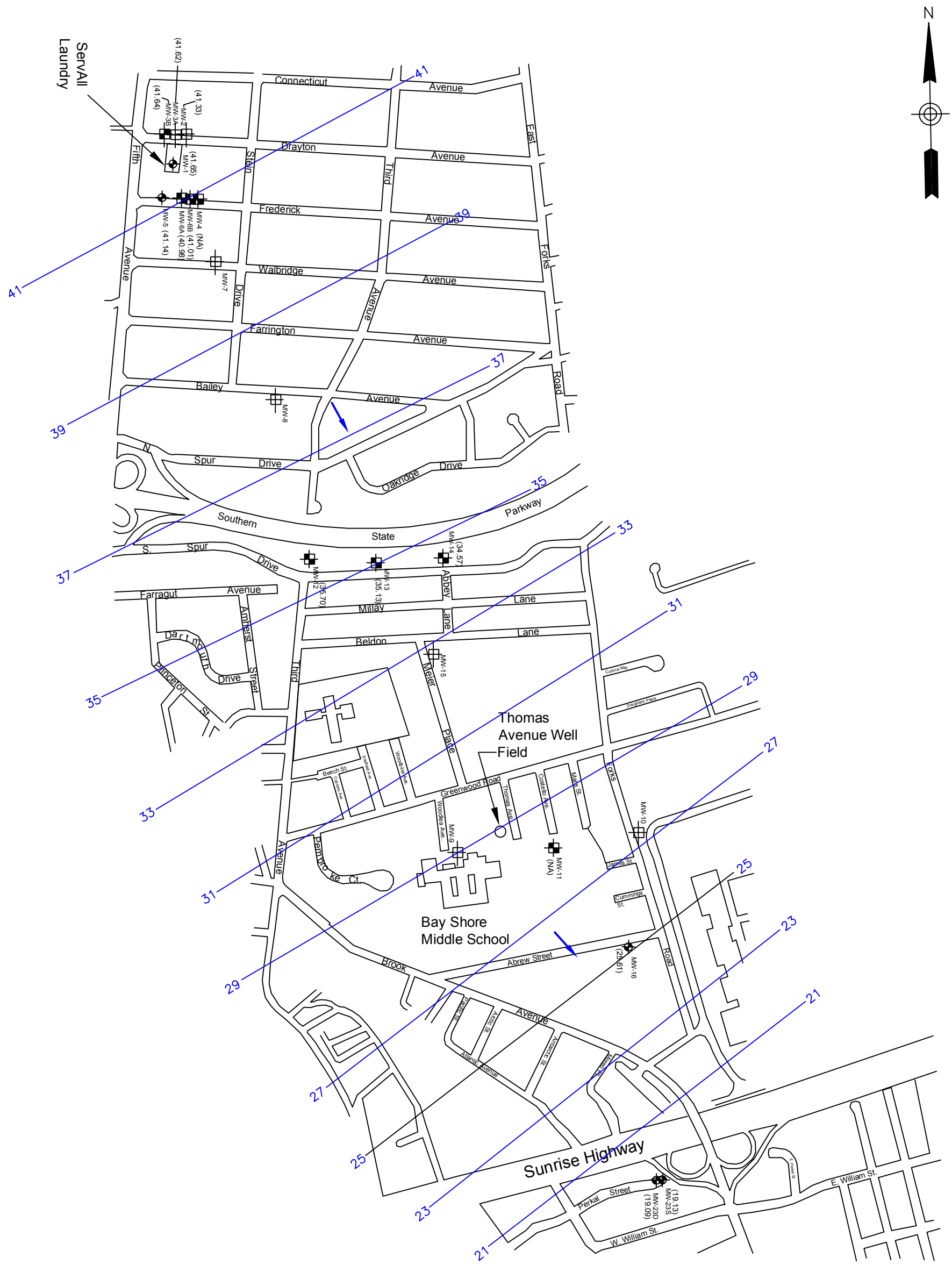

LEGEND:

- MW-16 — EXISTING MONITORING WELLS
- DAMAGED OR MISSING MONITORING WELLS
- (17.78) — GROUNDWATER ELEVATIONS IN FEET ABOVE MEAN SEA LEVEL
- 20 — GROUNDWATER ISOPLETH, CONTOUR INTERVAL IS 2.0 ft
- DIRECTION OF GROUNDWATER FLOW

NA: NOT ANALYZED

GRAPHIC SCALE

0 350 700 1400

Scale in Feet

Prepared by : AECOM

SUBMITTED BY : PK	MULTI SITE G - SERVALL LAUNDRY SITE SITE NO. 1-52-026
DRAWN BY : SC/jk	GROUNDWATER CONTOUR MAP MARCH 2015
APPROVED BY : PK	DATE : MARCH 2015 / SCALE : AS SHOWN / DRAWING NO. : 3

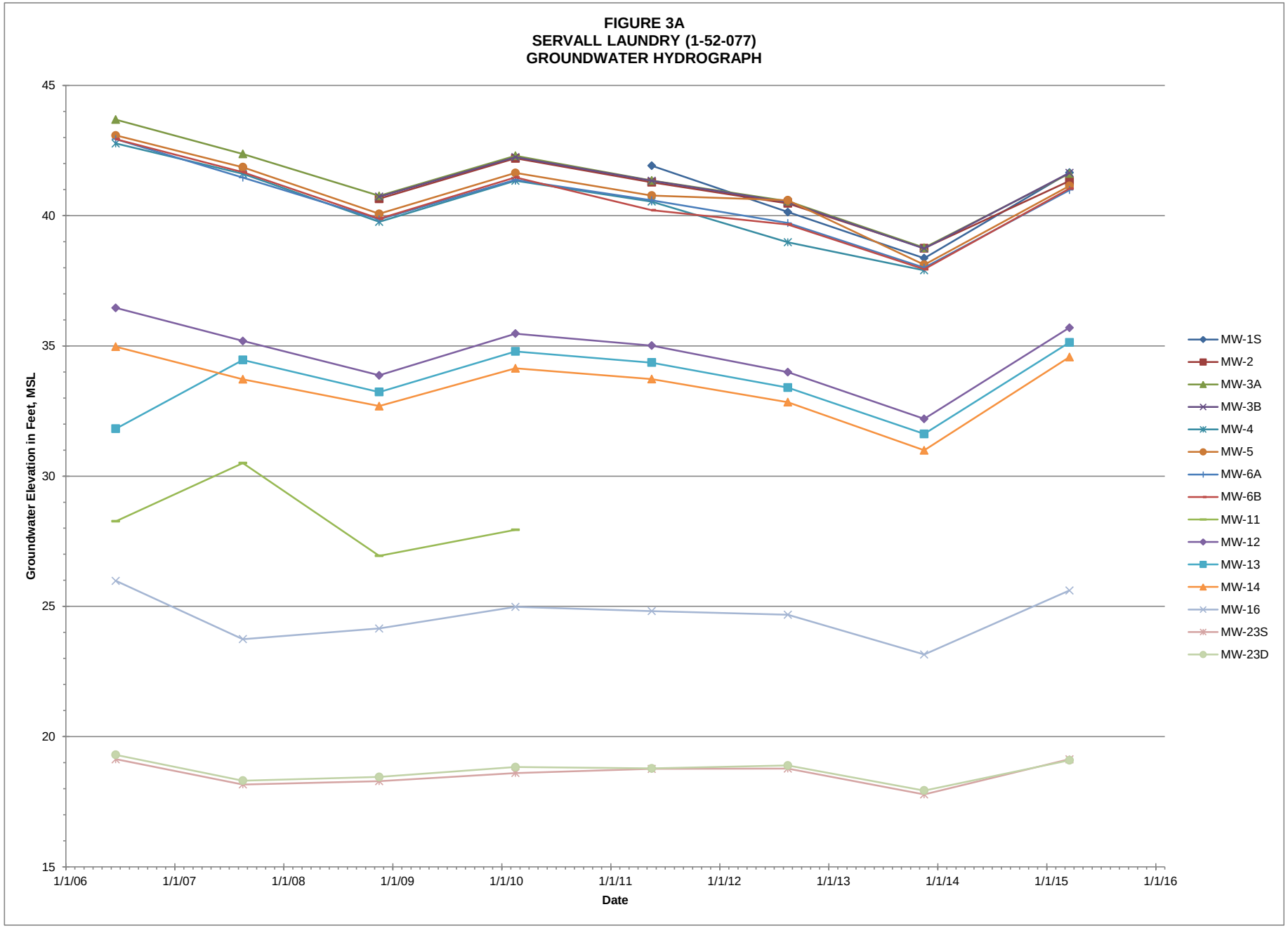
FIGURE 3A
SERVALL LAUNDRY (1-52-077)
GROUNDWATER HYDROGRAPH
Groundwater Elevation in Feet, MSL
45
40
35
30
25
20
15
1/1/06
1/1/07
1/1/08
1/1/09
1/1/10
1/1/11
1/1/12
1/1/13
1/1/14
1/1/15
1/1/16
Date
MW-1S
MW-2
MW-3A
MW-3B
MW-4
MW-5
MW-6A
MW-6B
MW-11
MW-12
MW-13
MW-14
MW-16
MW-23S
MW-23D

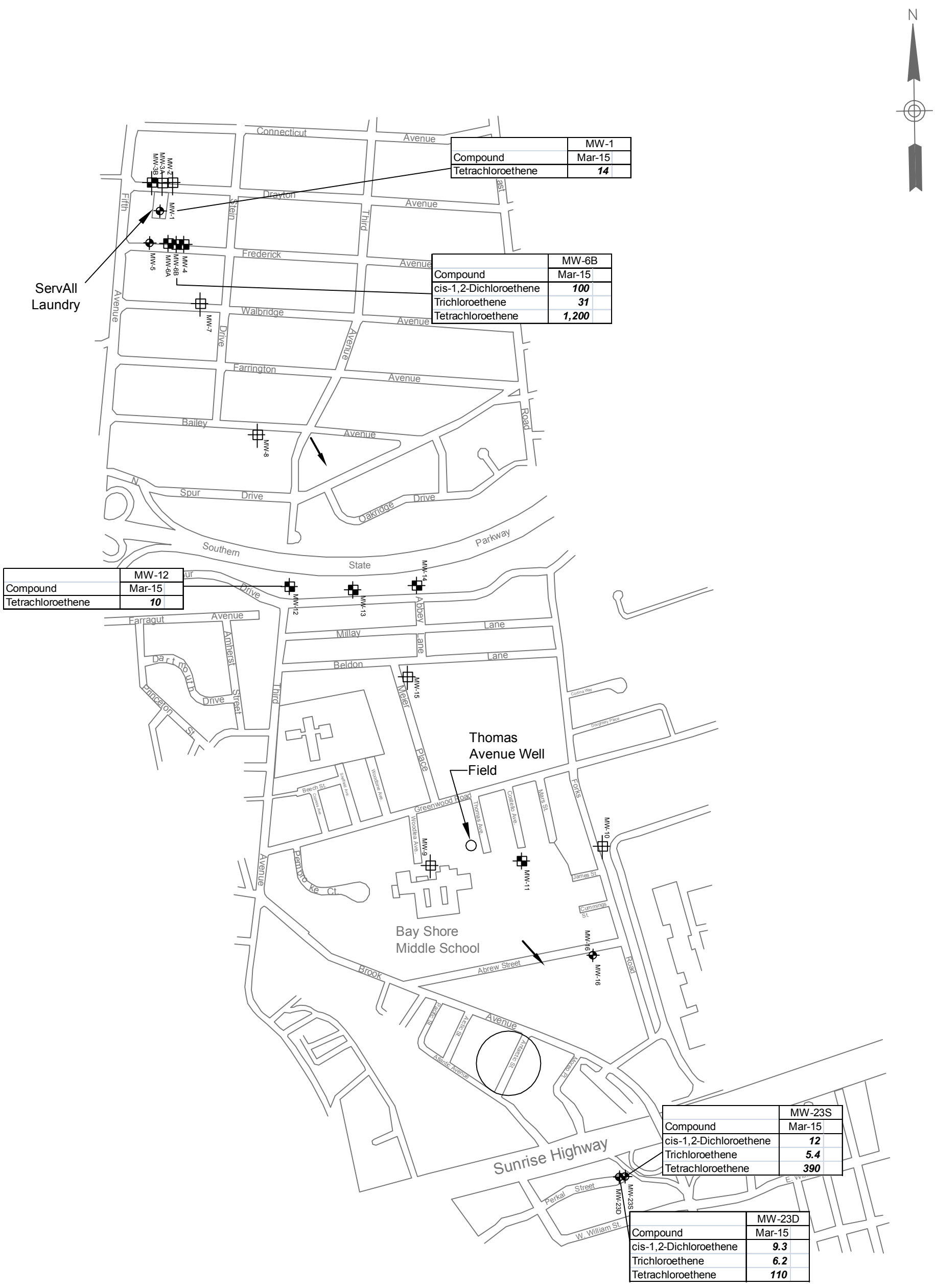

	MW-1
Compound	Mar-15
Tetrachloroethene	***14***

	MW-6B
Compound	Mar-15
cis-1,2-Dichloroethene	***100***
Trichloroethene	***31***
Tetrachloroethene	***1,200***

	MW-12
Compound	Mar-15
Tetrachloroethene	***10***

	MW-23S
Compound	Mar-15
cis-1,2-Dichloroethene	***12***
Trichloroethene	***5.4***
Tetrachloroethene	***390***

	MW-23D
Compound	Mar-15
cis-1,2-Dichloroethene	***9.3***
Trichloroethene	***6.2***
Tetrachloroethene	***110***

LEGEND:

MW-14 EXISTING MONITORING WELLS

MW-10 DAMAGED OR MISSING MONITORING WELL

Compound	NYSDEC Criteria
Vinyl Chloride	2
Acetone	50
Benzene	1
cis-1,2-Dichloroethene	5
1,1,1-Trichloroethane	5
Trichloroethene	5
Tetrachloroethene	5
Toluene	5
1,2-Dichlorobenzene	4.7

Note:

All results are shown in micrograms per liter (ug/L)
BOLD: Results Exceeds Criterion
J: Estimated value
D: Dilution
NA: Not Analyzed
ND: Not Detected

GRAPHIC SCALE
0 350 700 1400
Scale in Feet

Prepared by : AECOM

SUBMITTED BY : PK

DRAWN BY : SC

APPROVED BY : PK

MULTI SITE G - SERVALL LAUNDRY SITE
SITE NO. 1-52-077

SUMMARY OF VOCs IN GROUNDWATER

DATE : MARCH 2015
SCALE : AS SHOWN
DRAWING NO. : 4

Figure 5
Tetrachloroethene Concentrations in Selected Monitoring Wells
ServAll Laundry Site (1-52-077)

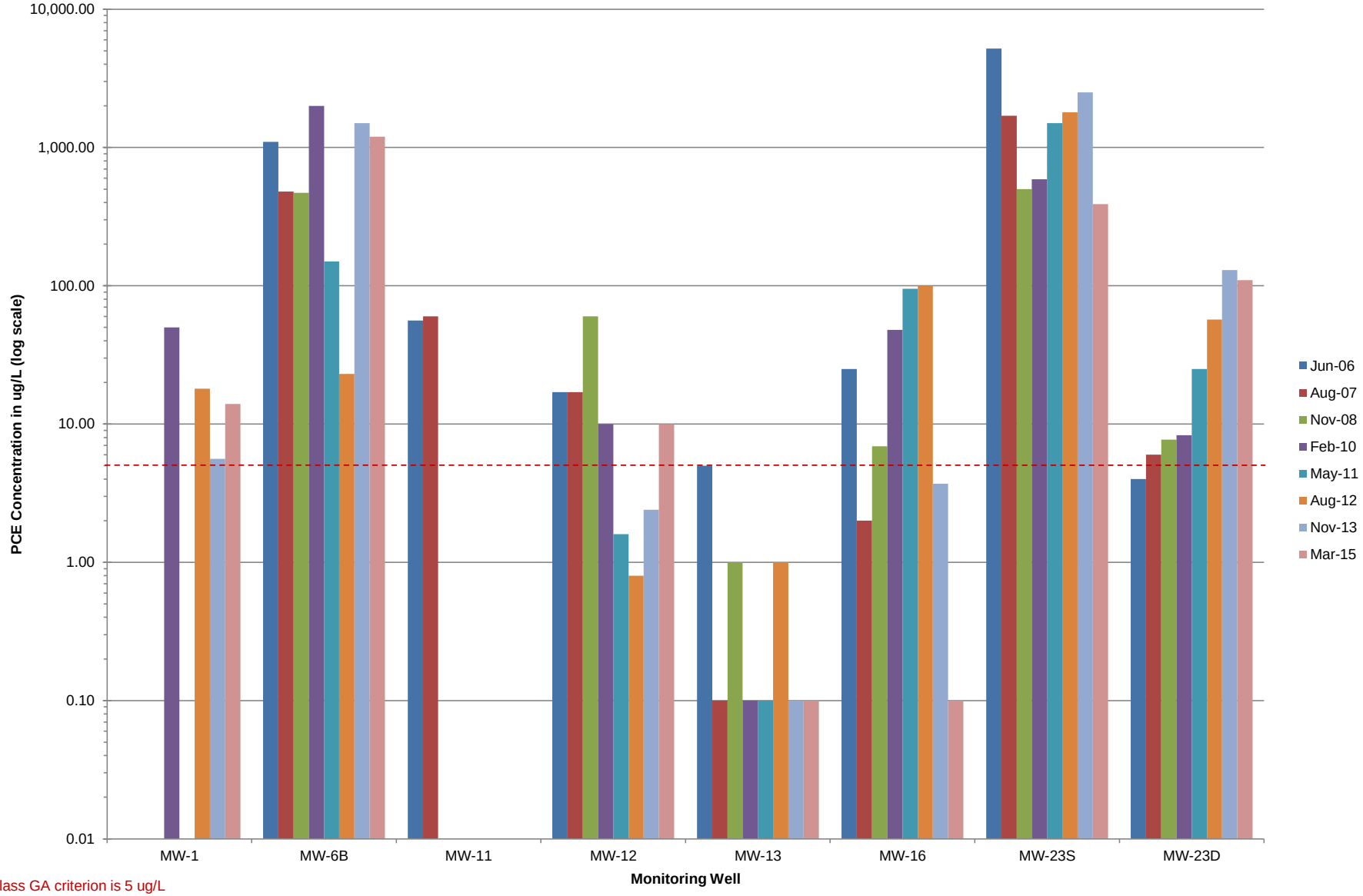

Class GA criterion is 5 ug/L
ND values set to 0.10 for plotting purposes

Figure 6
Trichloroethene Concentrations in Selected Monitoring Wells
ServAll Laundry Site (1-52-077)

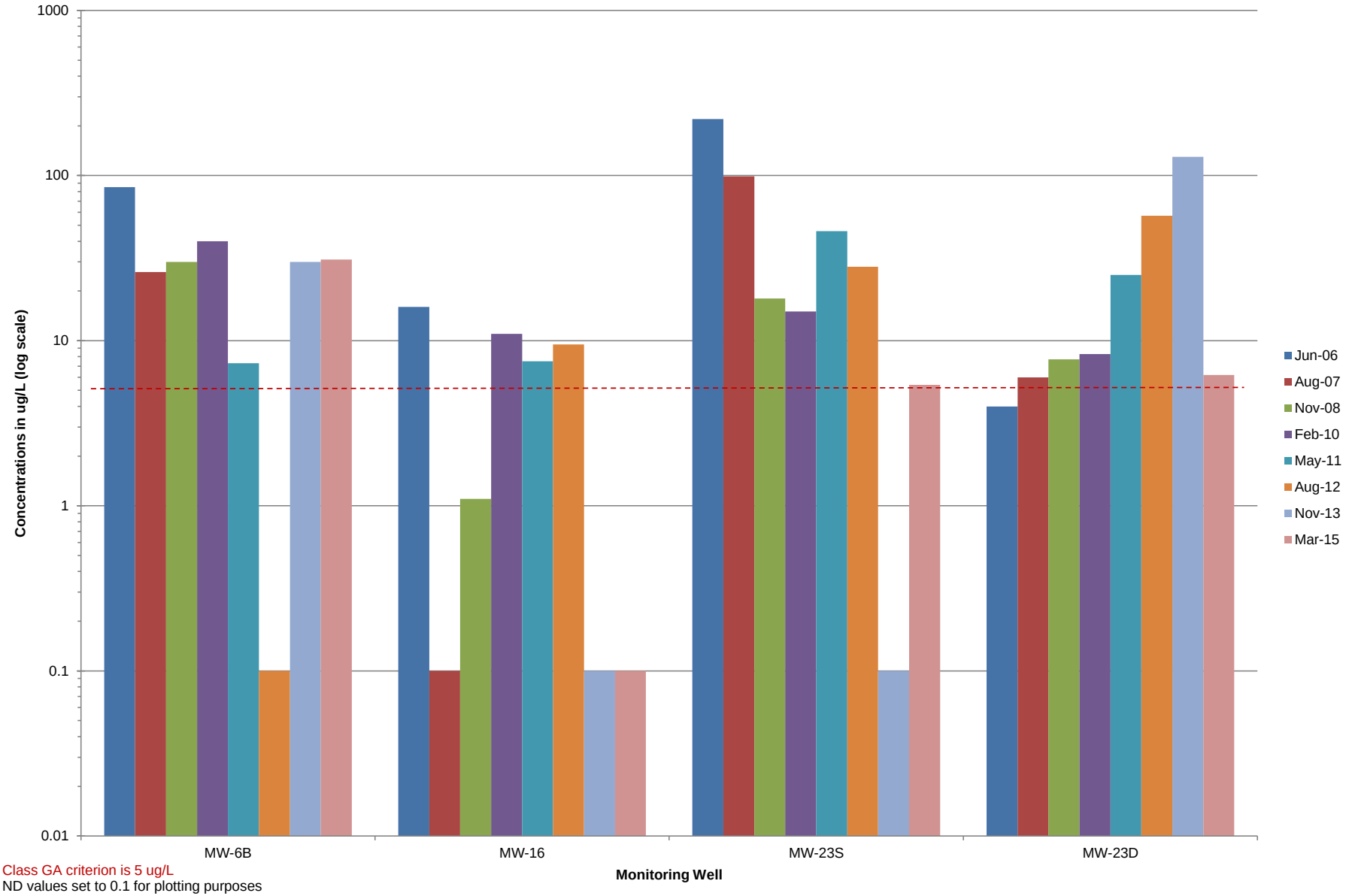

Class GA criterion is 5 ug/L
ND values set to 0.1 for plotting purposes

Figure 7
Cis-1,2-Dichloroethene Concentrations in Selected Monitoring Wells
ServAll Laundry Site (1-52-077)

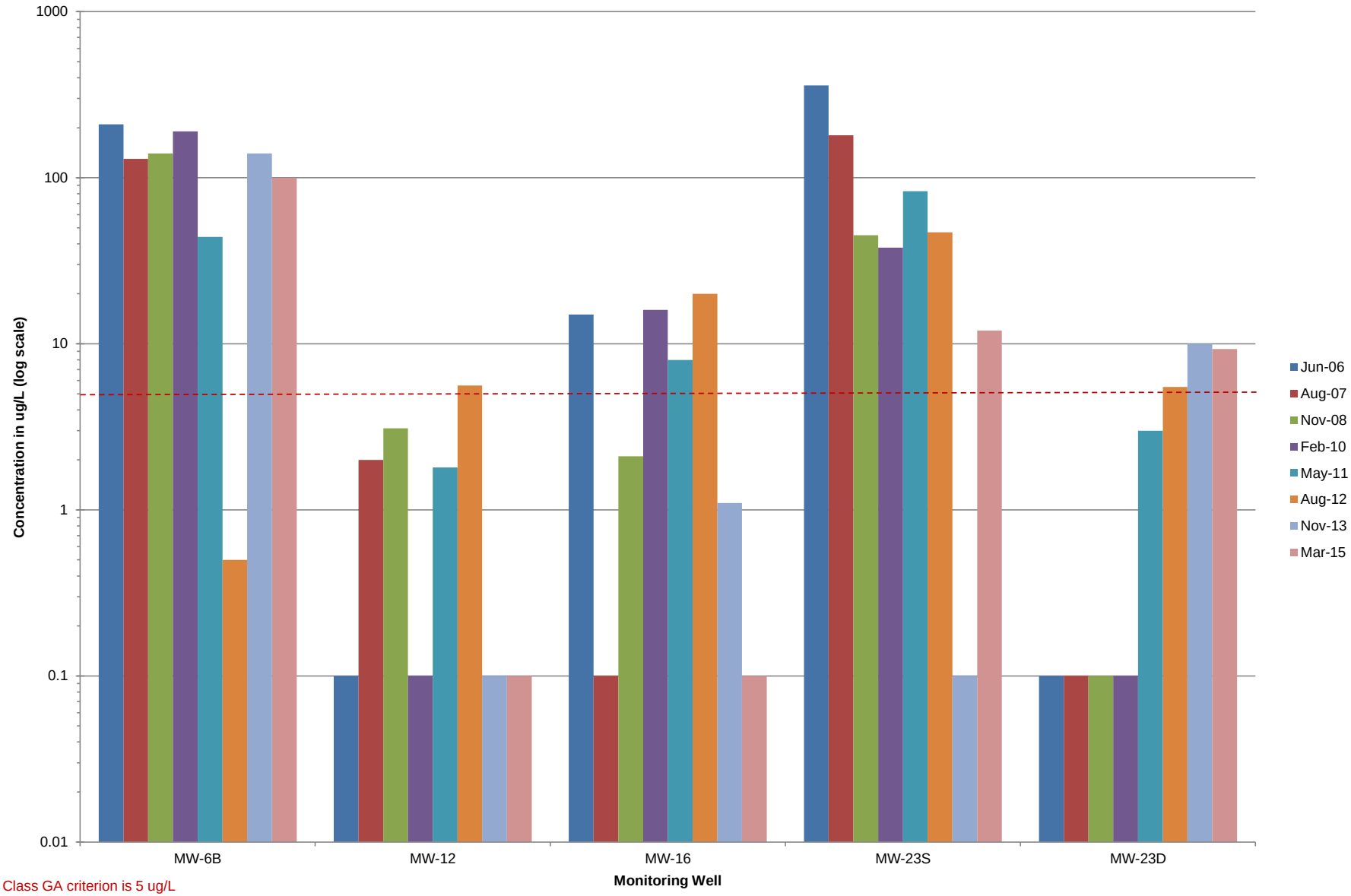

Class GA criterion is 5 ug/L
ND values set to 0.1 for plotting purposes

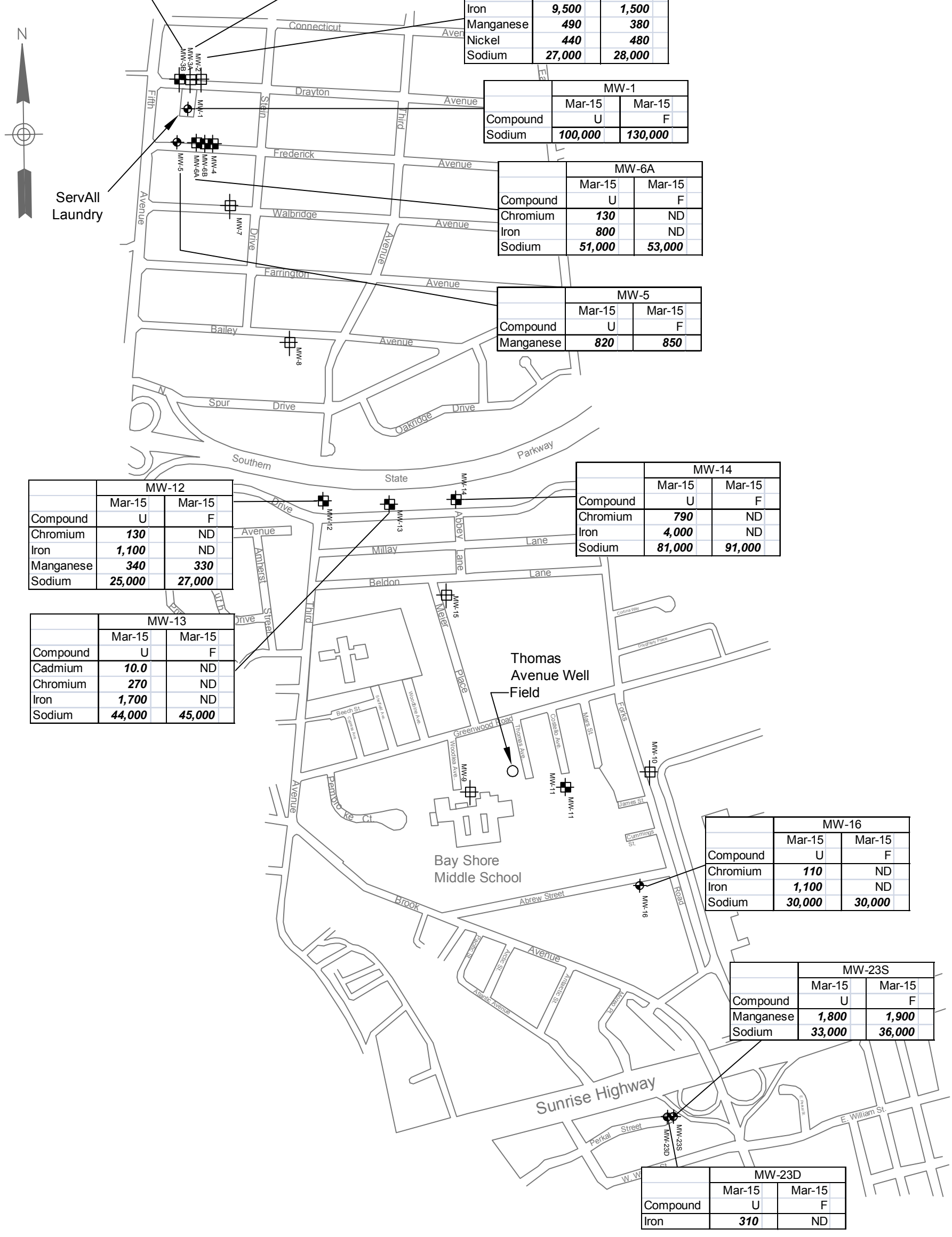

	MW-3B	
	Mar-15	Mar-15
Compound	U	F
Chromium	***52.0***	ND
Iron	***540***	ND
Sodium	***38,000***	***42,000***

	MW-3A	
	Mar-15	Mar-15
Compound	U	F
Chromium	***230***	ND
Iron	***5,200***	***570***
Manganese	***410***	***330***
Sodium	***79,000***	***86,000***

	MW-2	
	Mar-15	Mar-15
Compound	U	F
Chromium	***2,200***	***260***
Iron	***9,500***	***1,500***
Manganese	***490***	***380***
Nickel	***440***	***480***
Sodium	***27,000***	***28,000***

	MW-1	
	Mar-15	Mar-15
Compound	U	F
Sodium	***100,000***	***130,000***

	MW-6A	
	Mar-15	Mar-15
Compound	U	F
Chromium	***130***	ND
Iron	***800***	ND
Sodium	***51,000***	***53,000***

	MW-5	
	Mar-15	Mar-15
Compound	U	F
Manganese	***820***	***850***

	MW-12	
	Mar-15	Mar-15
Compound	U	F
Chromium	***130***	ND
Iron	***1,100***	ND
Manganese	***340***	***330***
Sodium	***25,000***	***27,000***

	MW-13	
	Mar-15	Mar-15
Compound	U	F
Cadmium	***10.0***	ND
Chromium	***270***	ND
Iron	***1,700***	ND
Sodium	***44,000***	***45,000***

	MW-14	
	Mar-15	Mar-15
Compound	U	F
Chromium	***790***	ND
Iron	***4,000***	ND
Sodium	***81,000***	***91,000***

	MW-16	
	Mar-15	Mar-15
Compound	U	F
Chromium	***110***	ND
Iron	***1,100***	ND
Sodium	***30,000***	***30,000***

	MW-23S	
	Mar-15	Mar-15
Compound	U	F
Manganese	***1,800***	***1,900***
Sodium	***33,000***	***36,000***

	MW-23D	
	Mar-15	Mar-15
Compound	U	F
Iron	***310***	ND

LEGEND:

MW-14 — EXISTING MONITORING WELLS

MW-10 — DAMAGED OR MISSING MONITORING WELL

Note:
All results are shown in micrograms per liter (ug/L)
BOLD: Results Exceeds Criterion
B: Estimated value, metals
J: Estimated value, VOCs
D: Dilution
ND: Not Detected

Compound	NYSDEC Criteria
Antimony	3
Beryllium	3
Cadmium	5
Chromium	50
Copper	200
Iron	300
Lead	25
Manganese	300
Nickel	100
Sodium	20,000
Thallium	0.5
U - Unfiltered	
F - Filtered	

GRAPHIC SCALE
0 350 700 1400
Scale in Feet

Prepared by : AECOM

SUBMITTED BY : PK

DRAWN BY : SC

APPROVED BY : PK

MULTI SITE G - SERVALL LAUNDRY SITE
SITE NO. 1-52-077

SUMMARY OF TAL METALS IN GROUNDWATER

DATE :	SCALE :	DRAWING NO. :
OCTOBER 2012	AS SHOWN	8

FIGURE 9
HISTORIC PCE CONCENTRATIONS IN SELECTED MONITORING WELLS
SERVALL LAUNDRY SITE (1-52-077)

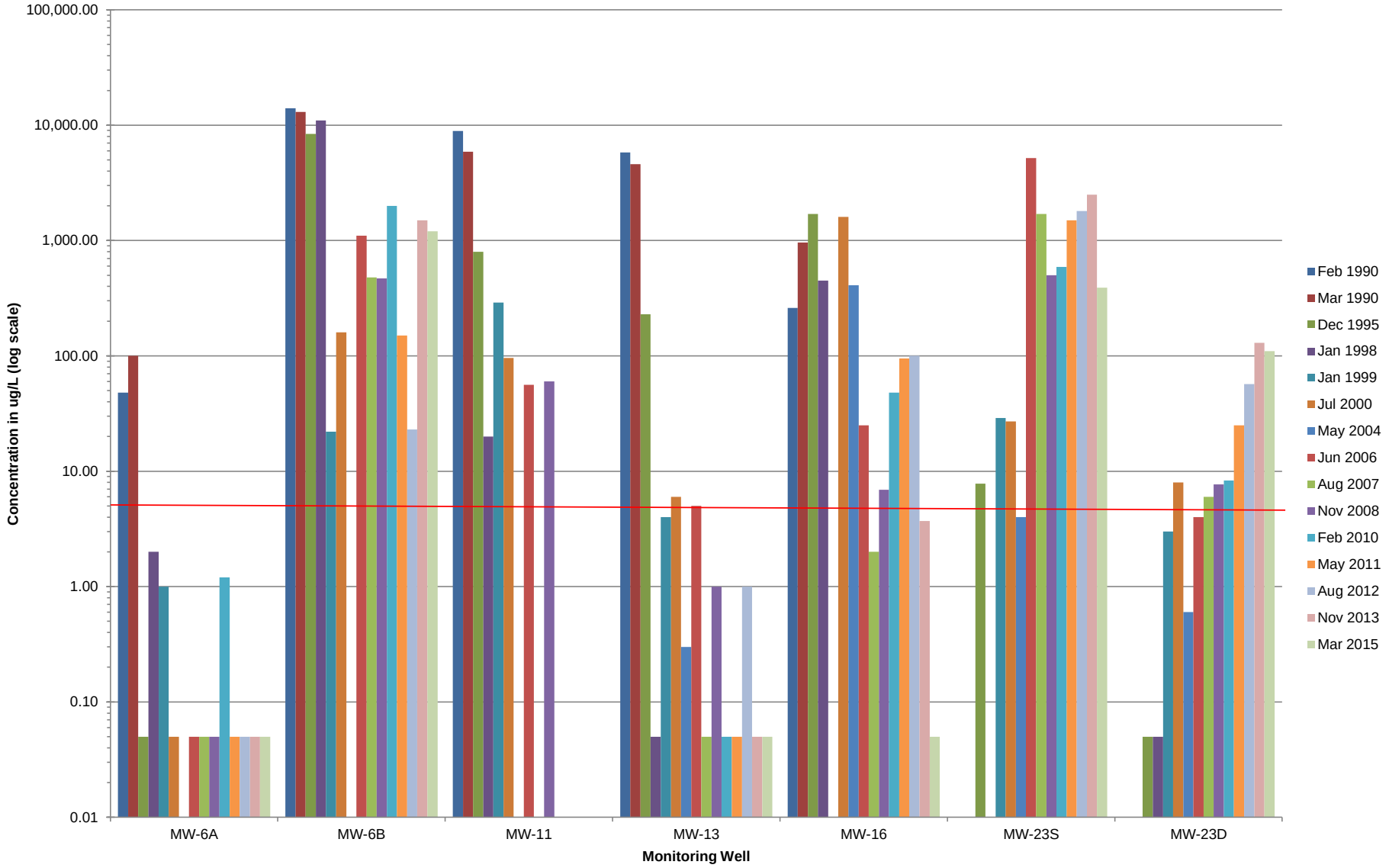

PCE Class GA criterion is 5 ug/L
ND values set to 0.05 ft to differentiate from "not collected"

L:\work\60277021_Multi_Site_G\01 - ServAll Laundry\7.0 Deliverables\7.2 CADD\LTM-Reports

LEGEND:

MW-16	EXISTING MONITORING WELLS
MW-10	DAMAGED OR MISSING MONITORING WELL
(60)	PCE CONCENTRATION IN ug/L
10	PCE ISOCONCENTRATION LINE (ug/L), BASED ON RESULTS FROM MW-2, MW-3A, MW-3B, MW-4, MW-5, MW-6A, MW-6B, MW-11, MW-12, MW-13, MW-14, MW-16 MW-23S, AND MW-23D
NA	NOT SAMPLED
ND	NOT DETECTED
PCE	CLASS GA CRITERIA IS 5 ug/L

GRAPHIC SCALE

0 350 700 1400

Scale in Feet

Prepared by :

AECOM

SUBMITTED BY : PK/jk

DRAWN BY : SC

APPROVED BY : PK

MULTI SITE G - SERVALL LAUNDRY SITE
SITE NO. 1-52-026

PCE ISOCONCENTRATION MAP JUNE 2006

DATE :	SCALE :	DRAWING NO. :
JANUARY 2012	AS SHOWN	10A

L:\work\60277021_Multi_Site_G\01 - ServAll Laundry\7.0 Deliverables\7.2 CADD\LTM-Reports

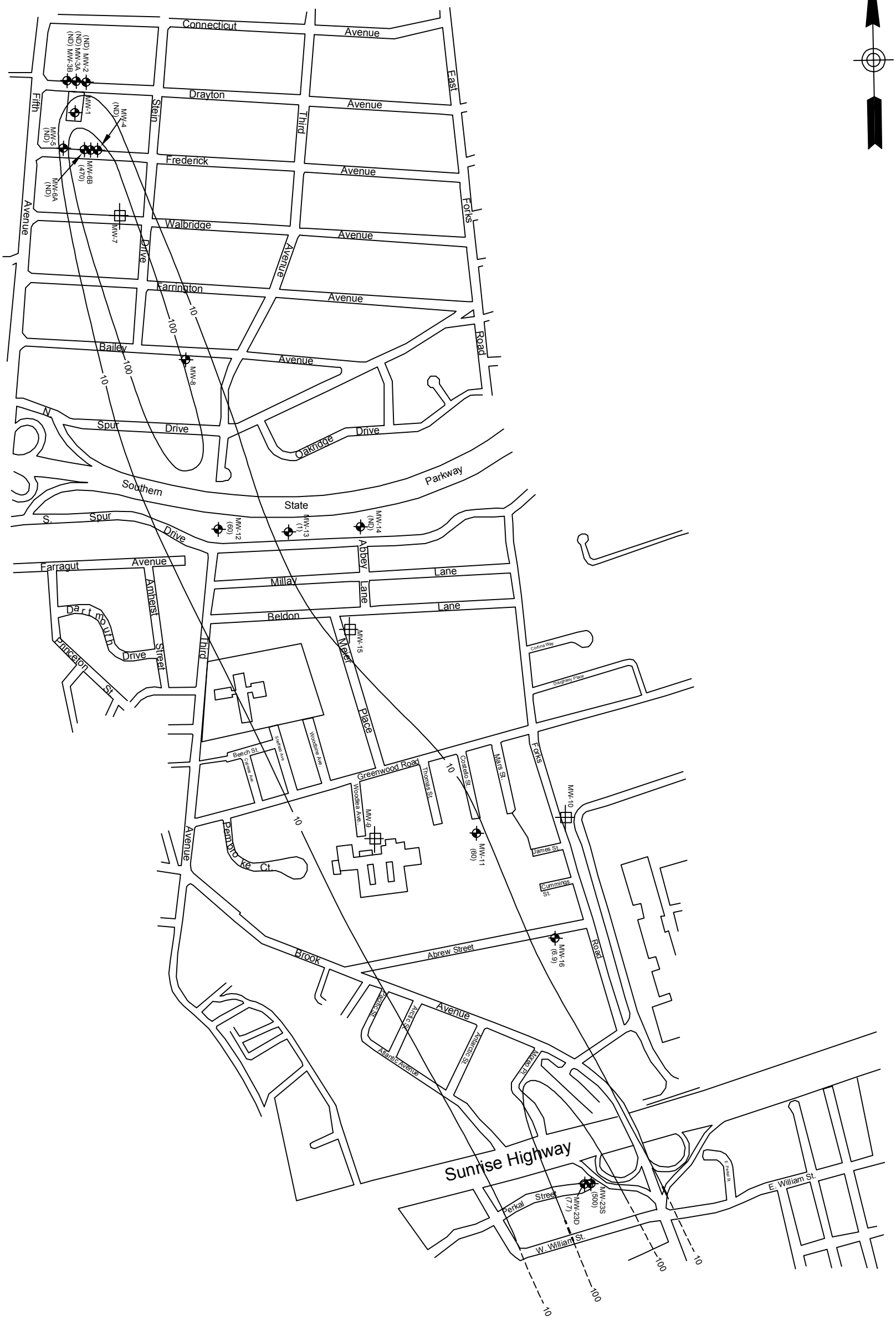

LEGEND:

MW-16	EXISTING MONITORING WELLS
MW-10	DAMAGED OR MISSING MONITORING WELL
(60)	PCE CONCENTRATION IN ug/L
10	PCE ISOCONCENTRATION LINE (ug/L), BASED ON RESULTS FROM MW-2, MW-3A, MW-3B, MW-4, MW-5, MW-6A, MW-6B, MW-11, MW-12, MW-13, MW-14, MW-16 MW-23S, AND MW-23D
NA	NOT SAMPLED
ND	NOT DETECTED
PCE	CLASS GA CRITERIA IS 5 ug/L

GRAPHIC SCALE

0 350 700 1400

Scale in Feet

Prepared by : AECOM

SUBMITTED BY : PK/jk

DRAWN BY : SC

APPROVED BY : PK

MULTI SITE G - SERVALL LAUNDRY SITE
SITE NO. 1-52-026

PCE ISOCONCENTRATION MAP NOVEMBER 2008

DATE :	SCALE :	DRAWING NO. :
JANUARY 2012	AS SHOWN	10B

L:\work\60277021_Multi_Site_G\01 - ServAll Laundry\7.0 Deliverables\7.2 CADD\LTM-Reports

LEGEND:

MW-16	EXISTING MONITORING WELLS
MW-10	DAMAGED OR MISSING MONITORING WELL
(60)	PCE CONCENTRATION IN ug/L
10	PCE ISOCONCENTRATION LINE (ug/L), BASED ON RESULTS FROM MW-2, MW-3A, MW-3B, MW-4, MW-5, MW-6A, MW-6B, MW-11, MW-12, MW-13, MW-14, MW-16 MW-23S, AND MW-23D
NA	NOT SAMPLED
ND	NOT DETECTED
PCE	CLASS GA CRITERIA IS 5 ug/L

GRAPHIC SCALE

0 350 700 1400

Scale in Feet

Prepared by :

AECOM

SUBMITTED BY : PK	MULTI SITE G - SERVALL LAUNDRY SITE SITE NO. 1-52-026
DRAWN BY : SC	PCE ISOCONCENTRATION MAP MAY 2011
APPROVED BY : PK	DATE : JANUARY 2012 / SCALE : AS SHOWN / DRAWING NO. : 10C

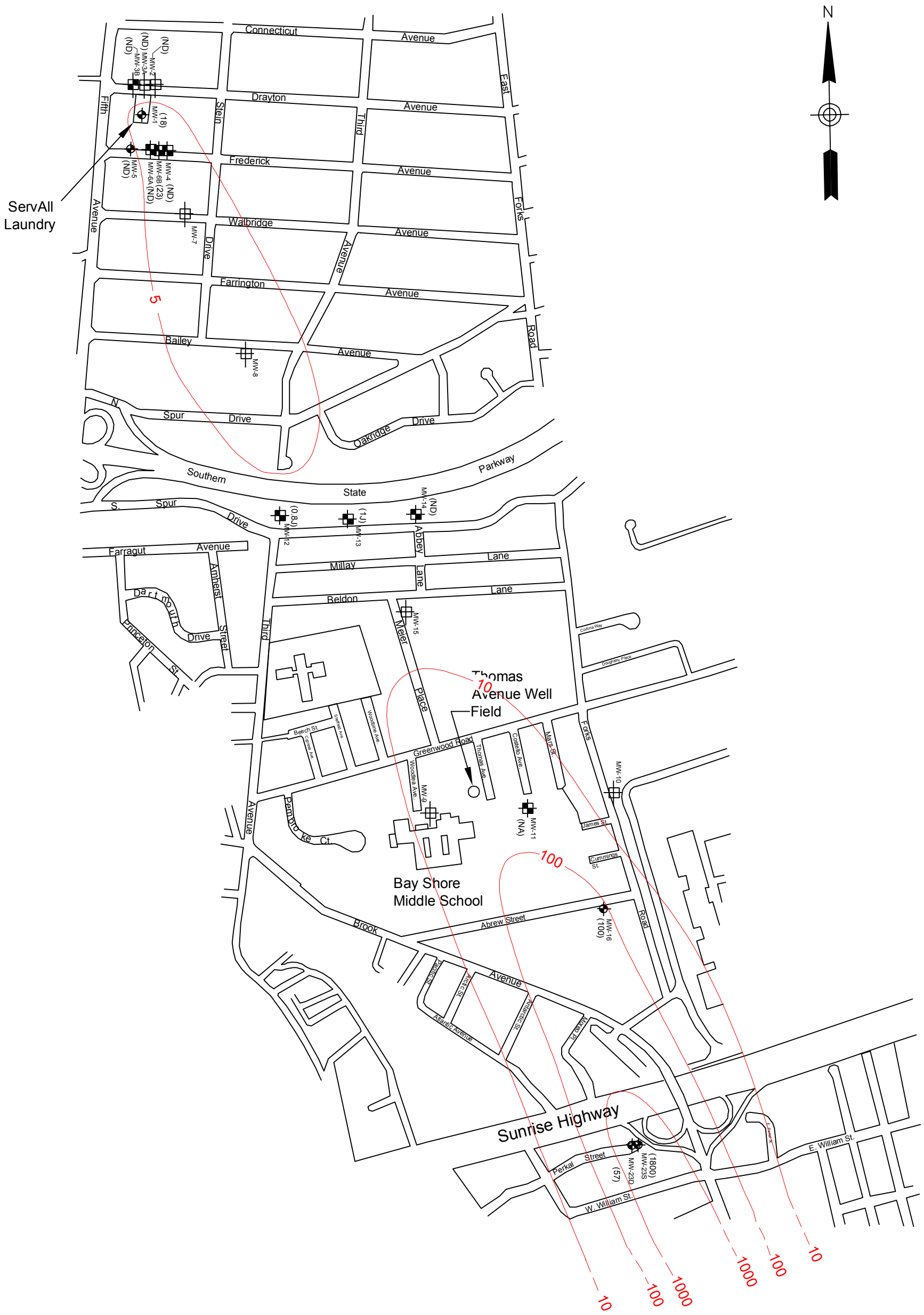

LEGEND:

MW-14 — EXISTING MONITORING WELLS

MISSING MONITORING WELLS

DAMAGED MONITORING WELLS

PCE PLUME

Note:
- All results are in micrograms per liter (ug/L)
- J: Estimated value

- NA: Not analyzed
- ND: Non detect

Note: Monitoring wells MW-6B and MW-6A are screened at a higher elevation within the glacial drift sand (not directly on top of the glacial marine clay).

GRAPHIC SCALE

0 350 700 1400

Scale in Feet

Prepared by : AECOM

SUBMITTED BY : PK	SERVALL LAUNDARY SITE BAY SHORE, NEW YORK **PCE ISOCONCENTRATION MAP AUGUST 2012**
DRAWN BY : VM/jk	
APPROVED BY : PK	DATE : OCTOBER 2012 / SCALE : AS SHOWN / DRAWING NO. : **10D**

L:\work\60277021_Multi_Site_G\01 - ServAll Laundry\7.0 Deliverables\7.2 CADD\LTM-Reports

LEGEND:

MW-14 — EXISTING MONITORING WELLS

MISSING MONITORING WELLS

DAMAGED MONITORING WELLS

PCE PLUME

Note:
- All results are in micrograms per liter (ug/L)
- NA: Not analyzed
- ND: Non detect

Note: Monitoring wells MW-6B and MW-6A are screened at a higher elevation within the glacial drift sand (not directly on top of the glacial marine clay).

GRAPHIC SCALE

0 350 700 1400

Scale in Feet

Prepared by : AECOM

SUBMITTED BY : PK

DRAWN BY : VM/jk

APPROVED BY : PK

SERVALL LAUNDARY SITE
BAY SHORE, NEW YORK

PCE ISOCONCENTRATION MAP NOVEMBER 2013

DATE :	SCALE :	DRAWING NO. :
NOVEMBER 2013	AS SHOWN	10E

L:\work\60277021_Multi_Site_G\01 - ServAll Laundry\7.0 Deliverables\7.2 CADD\LTM-Reports

LEGEND:

MW-14 — EXISTING MONITORING WELLS

MISSING MONITORING WELLS

DAMAGED MONITORING WELLS

PCE PLUME

Note:
- All results are in micrograms per liter (ug/L)
- J: Estimated value
- NA: Not analyzed
- ND: Non detect

Note: Monitoring wells MW-6B and MW-6A are screened at a higher elevation within the glacial drift sand (not directly on top of the glacial marine clay).

GRAPHIC SCALE

0 350 700 1400

Scale in Feet

Prepared by : AECOM

SUBMITTED BY : PK

DRAWN BY : SC

APPROVED BY : PK

MULTI SITE G - SERVALL LAUNDRY SITE
SITE NO. 1-52-026

PCE ISOCONCENTRATION MAP MARCH 2015

DATE :	SCALE :	DRAWING NO. :
APRIL 2015	AS SHOWN	10F

L:\work\60277021_Multi_Site_G\01 - ServAll Laundry\7.0 Deliverables\7.2 CADD\LTM-Reports

LEGEND:

MW-16 — EXISTING MONITORING WELLS

MW-10 — DAMAGED OR MISSING MONITORING WELL

(0.54) — CADMIUM CONCENTRATION IN ug/L (UNFILTERED)

5 — CADMIUM ISOCONCENTRATION LINE (ug/L), DASHED WHERE INFERRED. CONTOURS ARE BASED ON RESULTS FROM MW-2, MW-3A, MW-3B, MW-4, MW-5, MW-6A, MW-6B, MW-11, MW-12, MW-13, MW-14, MW-16, MW-23S, AND MW-23D.

CADMIUM CLASS GA CRITERIA IS 5 ug/L

GRAPHIC SCALE

0 350 700 1400

Scale in Feet

Prepared by : AECOM

SUBMITTED BY : PK/jk	MULTI SITE G - SERVALL LAUNDRY SITE SITE NO. 1-52-026 **CADMIUM IN GROUNDWATER ISOCONCENTRATION MAP NOVEMBER 2008**
DRAWN BY : SC	
APPROVED BY : PK	DATE : JANUARY 2012 / SCALE : AS SHOWN / DRAWING NO. : 11A

L:\work\60277021_Multi_Site_G\01 - ServAll Laundry\7.0 Deliverables\7.2 CADD\LTM-Reports

LEGEND:

MW-16 — EXISTING MONITORING WELLS

MW-10 — DAMAGED OR MISSING MONITORING WELL

(96.4) — CADMIUM CONCENTRATION IN ug/L (UNFILTERED)

ND — NOT DETECTED

5 — CADMIUM ISOCONCENTRATION LINE (ug/L), DASHED WHERE INFERRED. CONTOURS ARE BASED ON RESULTS FROM MW-2, MW-3A, MW-3B, MW-4, MW-5, MW-6A, MW-6B, MW-11, MW-12, MW-13, MW-14, MW-16, MW-23S, AND MW-23D.

CADMIUM CLASS GA CRITERIA IS 5 ug/L

GRAPHIC SCALE

0 350 700 1400

Scale in Feet

Prepared by : AECOM

SUBMITTED BY : PK/jk	MULTI SITE G - SERVALL LAUNDRY SITE SITE NO. 1-52-026 **CADMIUM IN GROUNDWATER ISOCONCENTRATION MAP MAY 2011**
DRAWN BY : SC	
APPROVED BY : PK	DATE : JANUARY 2012 / SCALE : AS SHOWN / DRAWING NO. : 11B

L:\work\60277021_Multi_Site_G\01 - ServAll Laundry\7.0 Deliverables\7.2 CADD\LTM-Reports

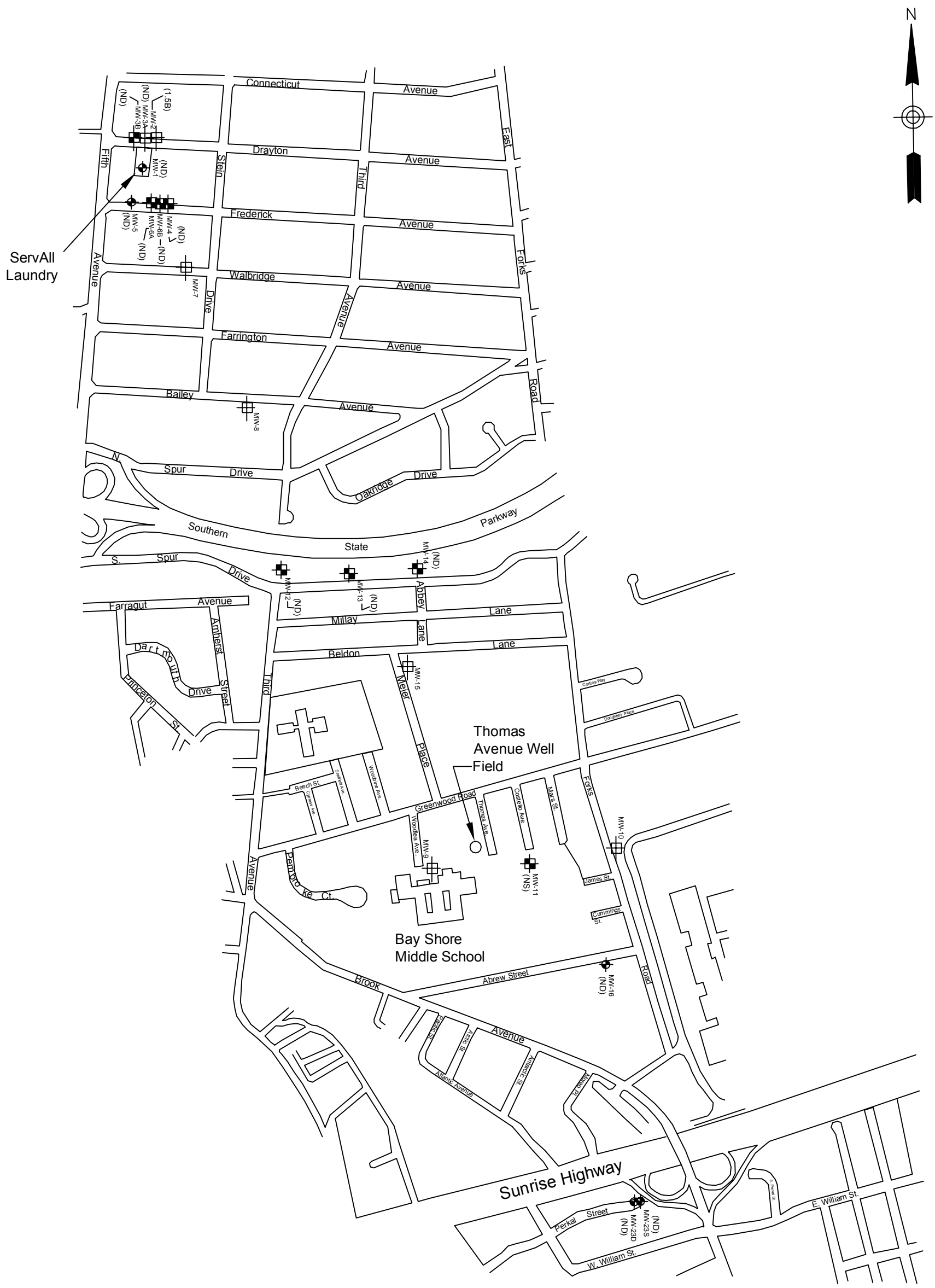

LEGEND:

MW-16 EXISTING MONITORING WELLS

MW-10 DAMAGED OR MISSING MONITORING WELL

NOT DETECTED

NOT SAMPLED

NOTE: THERE WERE NO UNFILTERED CADMIUM EXCEEDANCES NOTED IN THE NOVEMBER 2013 SAMPLING EVENT

GRAPHIC SCALE

0 350 700 1400

Scale in Feet

Prepared by : AECOM

SUBMITTED BY : PK/jk

DRAWN BY : SC

APPROVED BY : PK

MULTI SITE G - SERVALL LAUNDRY SITE
SITE NO. 1-52-026

UNFILTERED CADMIUM IN GROUNDWATER ISOCONCENTRATION MAP AUGUST 2012

DATE :	SCALE :	DRAWING NO. :
NOVEMBER 2013	AS SHOWN	11C

L:\work\60277021_Multi_Site_G\01 - ServAll Laundry\7.0 Deliverables\7.2 CADD\LTM-Reports

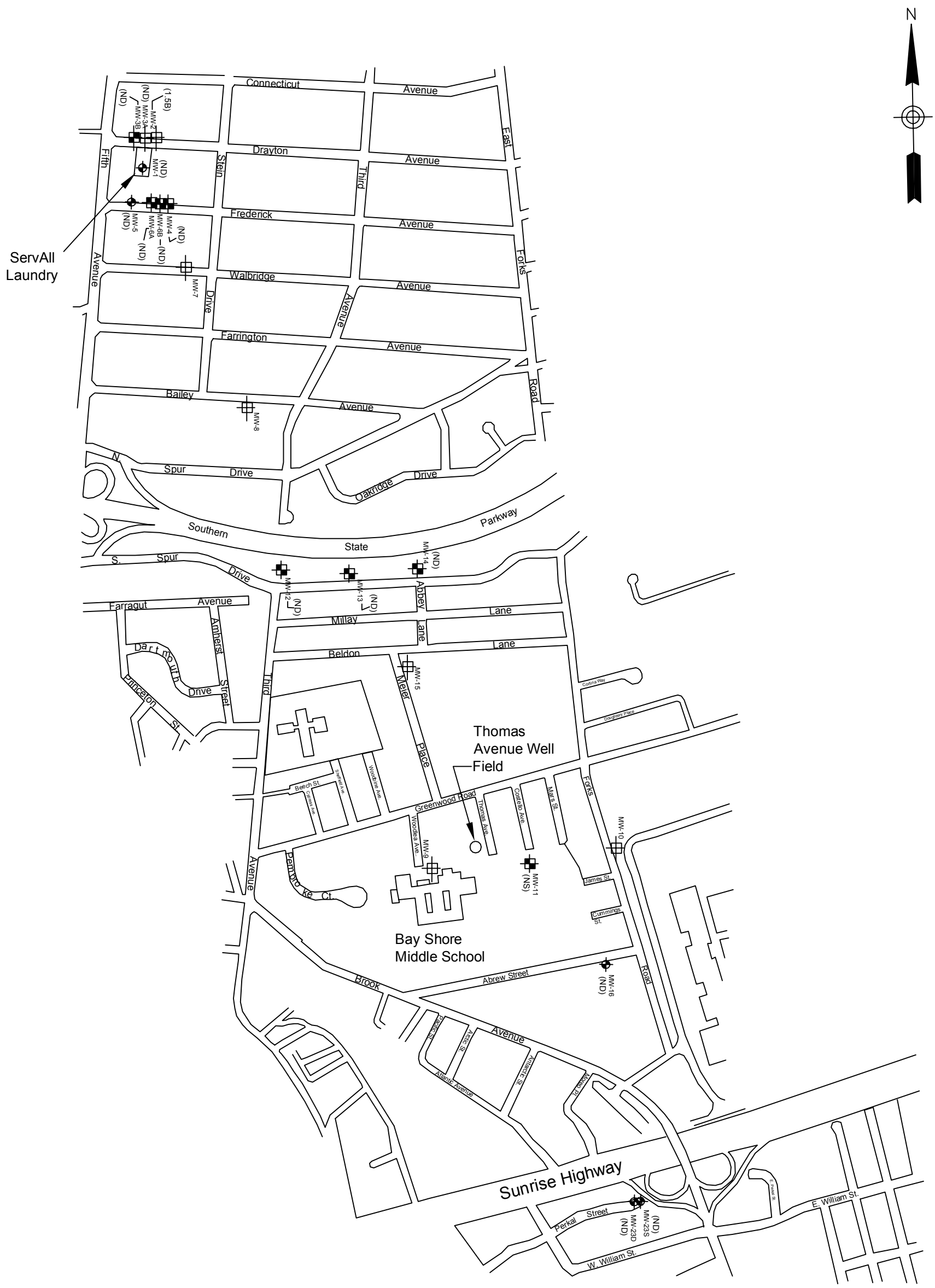

LEGEND:

MW-16 EXISTING MONITORING WELLS

MW-10 DAMAGED OR MISSING MONITORING WELL

NOT DETECTED

NOT SAMPLED

NOTE: THERE WERE NO UNFILTERED CADMIUM EXCEEDANCES NOTED IN THE NOVEMBER 2013 SAMPLING EVENT

GRAPHIC SCALE

0 350 700 1400

Scale in Feet

Prepared by : AECOM

SUBMITTED BY : PK/jk	MULTI SITE G - SERVALL LAUNDRY SITE SITE NO. 1-52-026 **UNFILTERED CADMIUM IN GROUNDWATER ISOCONCENTRATION MAP NOVEMBER 2013**
DRAWN BY : SC	
APPROVED BY : PK	DATE : NOVEMBER 2013 / SCALE : AS SHOWN / DRAWING NO. : 11D

L:\work\60277021_Multi_Site_G\01 - ServAll Laundry\7.0 Deliverables\7.2 CADD\LTM-Reports

LEGEND:

MW-16	EXISTING MONITORING WELLS
MW-10	DAMAGED OR MISSING MONITORING WELL
(96.4)	CADMIUM CONCENTRATION IN ug/L (UNFILTERED)
ND	NOT DETECTED
NS	NOT SAMPLED
5	CADMIUM ISOCONCENTRATION LINE (ug/L), DASHED WHERE INFERRED. CONTOURS ARE BASED ON RESULTS FROM MW-2, MW-3A, MW-3B, MW-4, MW-5, MW-6A, MW-6B, MW-11, MW-12, MW-13, MW-14, MW-16, MW-23S, AND MW-23D.

CADMIUM CLASS GA CRITERIA IS 5 ug/L

GRAPHIC SCALE

0 350 700 1400

Scale in Feet

Prepared by : AECOM

SUBMITTED BY : PK/jk

DRAWN BY : SC

APPROVED BY : PK

MULTI SITE G - SERVALL LAUNDRY SITE
SITE NO. 1-52-026

UNFILTERED CADMIUM IN GROUNDWATER ISOCONCENTRATION MAP MARCH 2015

DATE :	SCALE :	DRAWING NO. :
APRIL 2015	AS SHOWN	11E

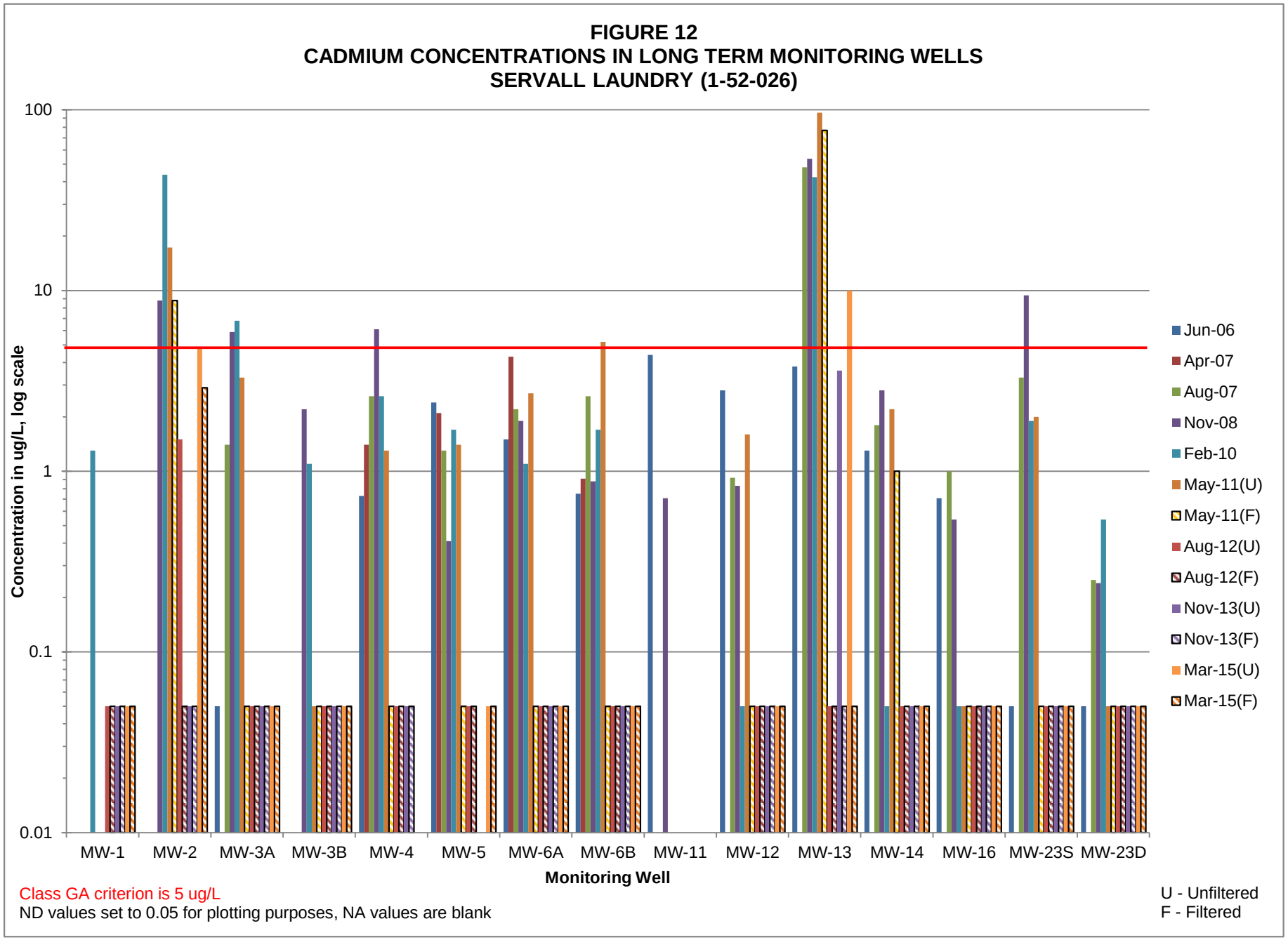
FIGURE 12
CADMIUM CONCENTRATIONS IN LONG TERM MONITORING WELLS
SERVALL LAUNDRY (1-52-026)
100
10
1
0.1
0.01
Concentration in ug/L, log scale
MW-1
MW-2
MW-3A
MW-3B
MW-4
MW-5
MW-6A
MW-6B
MW-11
MW-12
MW-13
MW-14
MW-16
MW-23S
MW-23D
Monitoring Well
Jun-06
Apr-07
Aug-07
Nov-08
Feb-10
May-11(U)
May-11(F)
Aug-12(U)
Aug-12(F)
Nov-13(U)
Nov-13(F)
Mar-15(U)
Mar-15(F)
Class GA criterion is 5 ug/L
ND values set to 0.05 for plotting purposes, NA values are blank
U - Unfiltered
F - Filtered

FIGURE 12A
CADMIUM CONCENTRATIONS IN SELECTED MONITORING WELLS
SERVALL LAUNDRY (1-52-026)

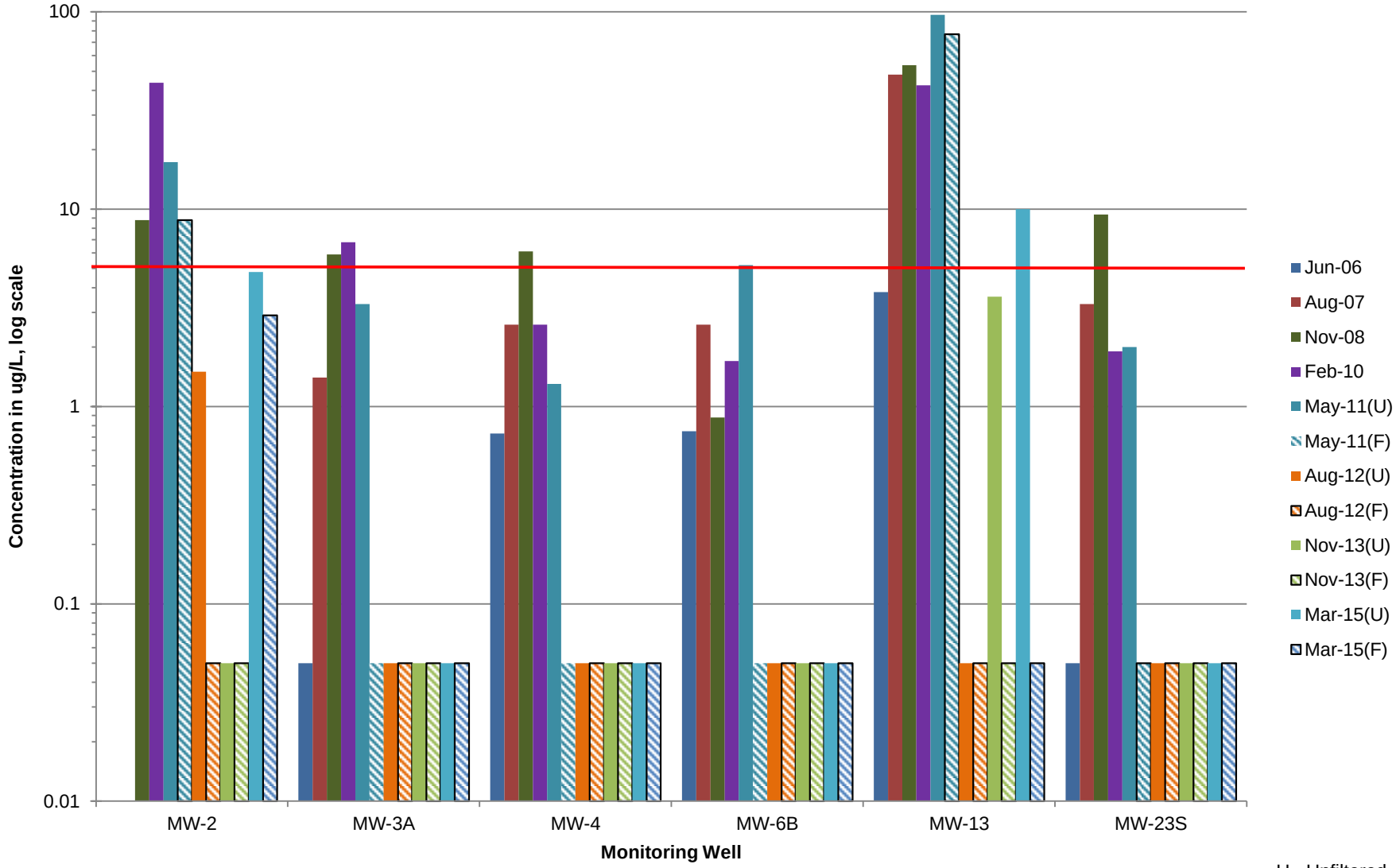

Class GA criterion is 5 ug/L
ND values set to 0.05 for plotting purposes, NA values are blank

U - Unfiltered
F - Filtered

FIGURE 13
CHROMIUM CONCENTRATIONS IN LONG TERM MONITORING WELLS
SERVALL LAUNDRY (1-52-026)

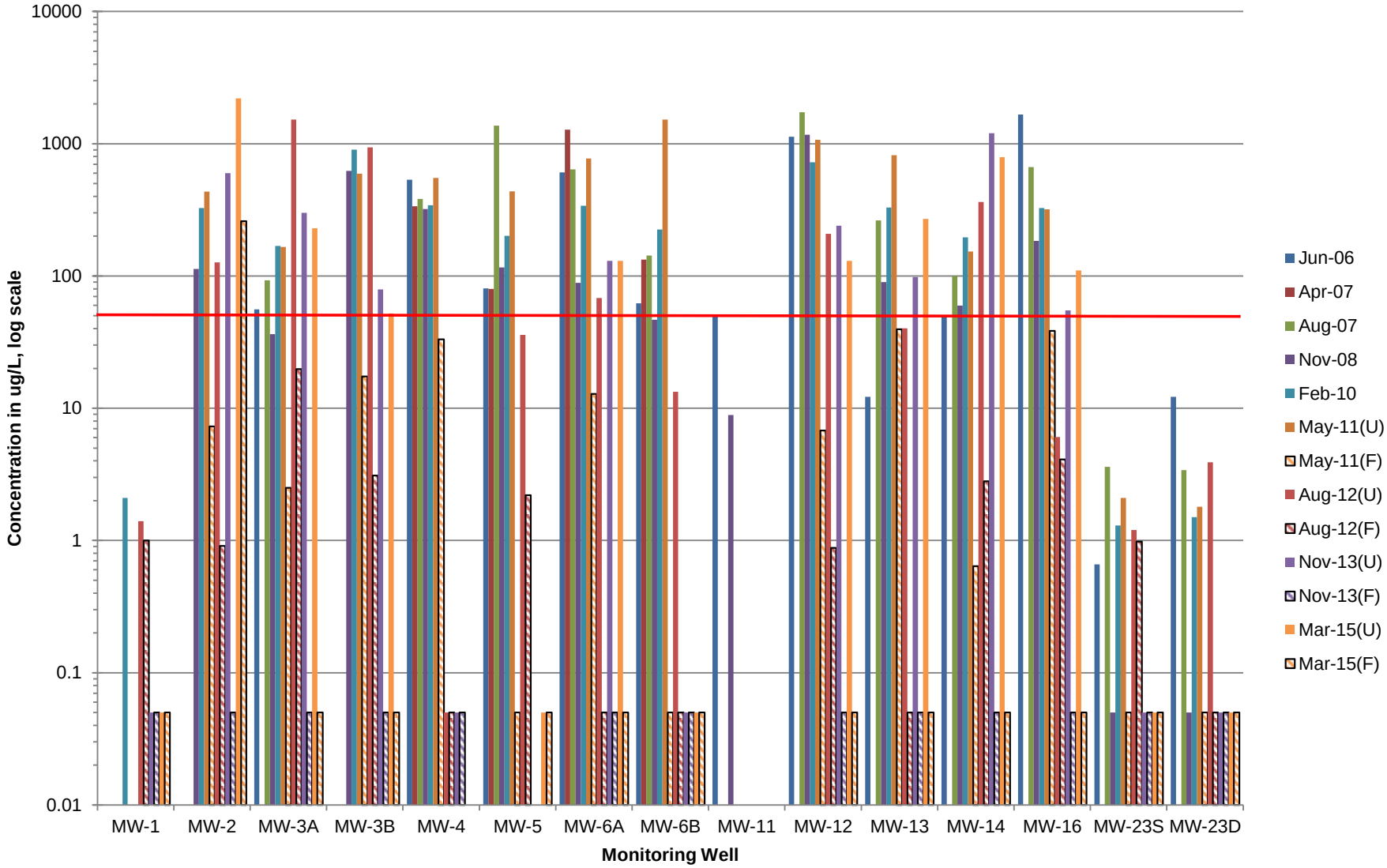

Class GA criterion is 50 ug/L
ND values set to 0.05 ug/L for plotting purposes, NA is blank

U - unfiltered
F - filtered

FIGURE 13A
CHROMIUM CONCENTRATIONS IN SELECTED MONITORING WELLS
SERVALL LAUNDRY SITE (1-52-026)

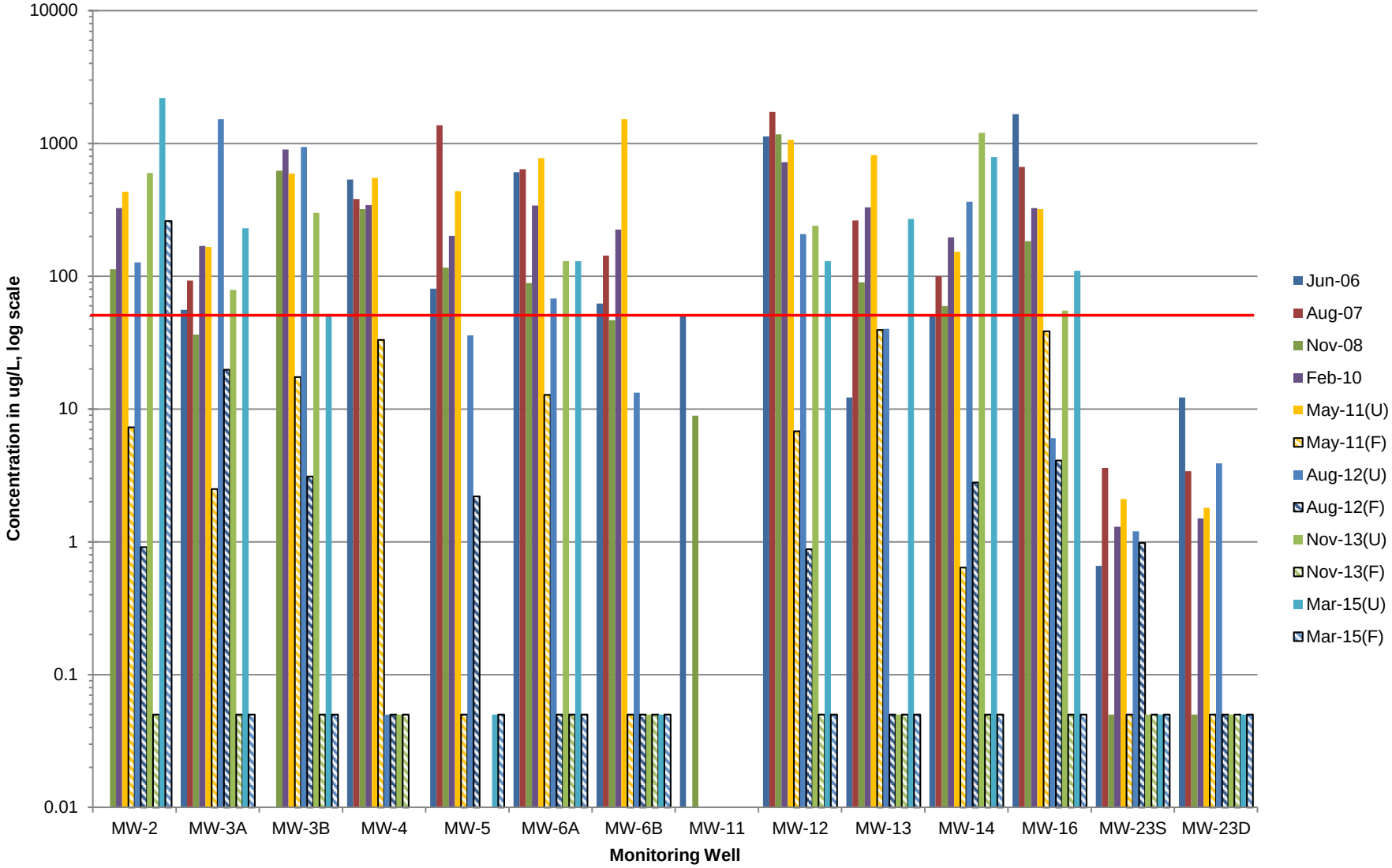

Class GA criterion is 50 ug/L
ND values set to 0.05 ug/L for plotting purposes, NA is blank

U - unfiltered
F - filtered

FIGURE 14
NICKEL CONCENTRATIONS IN SELECTED MONITORING WELLS
SERVALL LAUNDRY SITE (1-52-026)

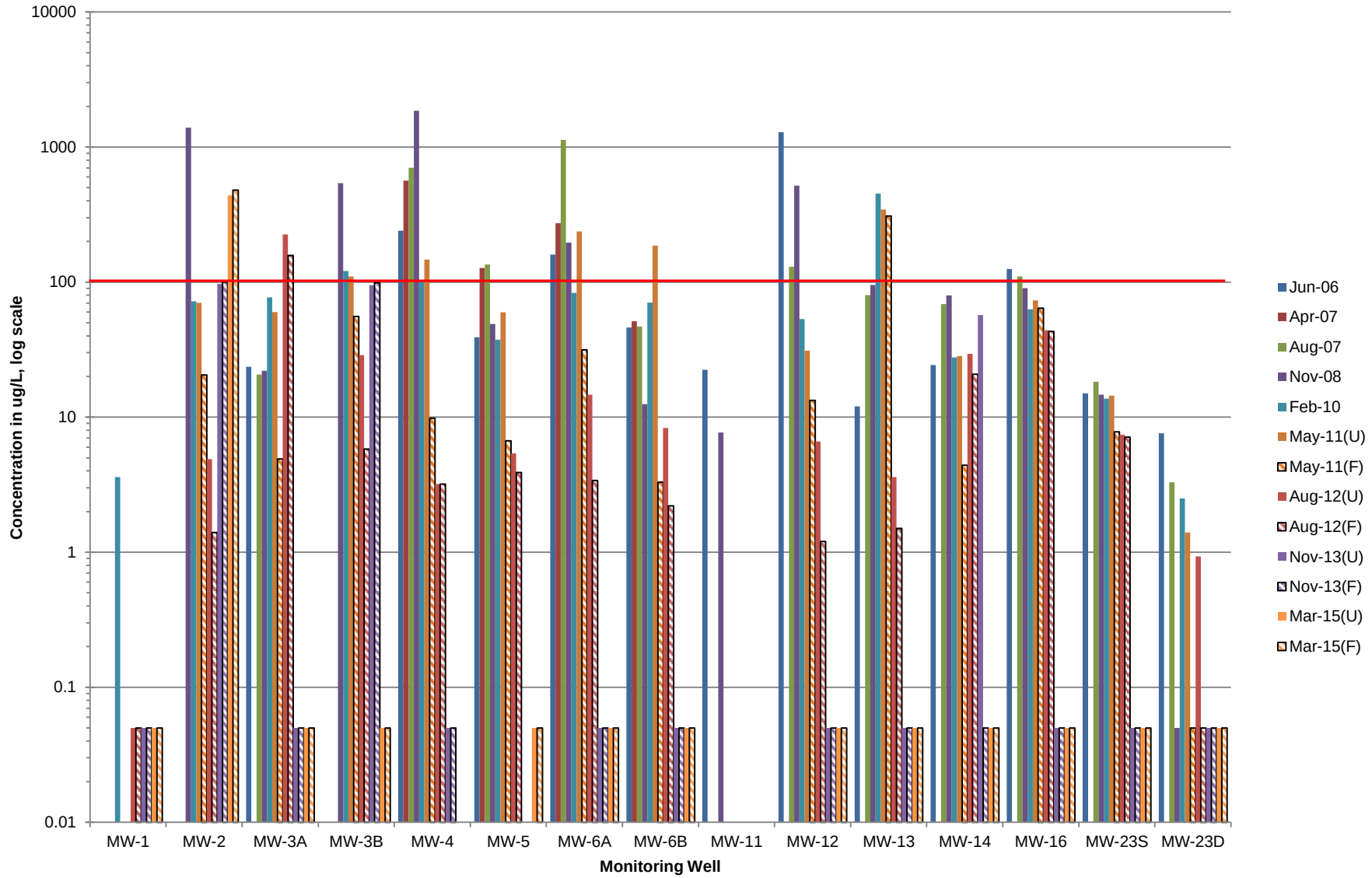

Class GA criterion is 100 ug/L
ND values set to 0.05 ug/L for plotting purposes, NA is blank

U - unfiltered
F - filtered

FIGURE 15
LEAD CONCENTRATIONS IN SELECTED MONITORING WELLS
SERVALL LAUNDRY SITE (1-52-026)

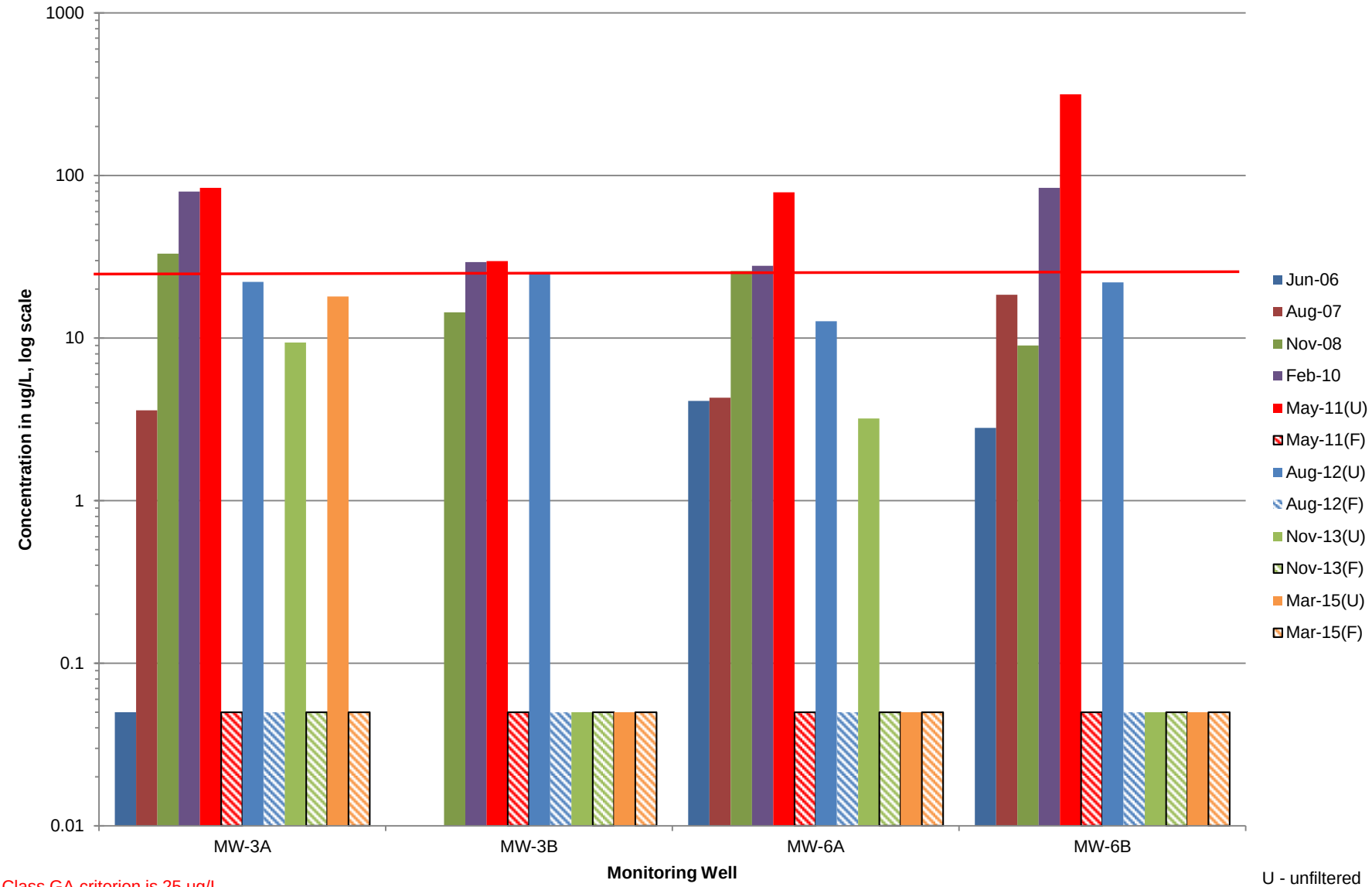

Class GA criterion is 25 ug/L
ND values are set to 0.05 ug/L for plotting purposes, NA values are blank

U - unfiltered
F - filtered

Appendix A

NYSDEC Monitoring Well Field Inspection Logs

SITE NAME: **ServAll Laundry Site**

SITE ID.: 1-52-077
INSPECTOR: JR

MONITORING WELL FIELD INSPECTION LOG

DATE/TIME: 3/23/15 11:55
WELL ID.: MW-1

	YES	NO
WELL VISIBLE? (If not, provide directions below)	X	

WELL COORDINATES? NYTM X _____ NYTM Y _____ See Report
PDOP Reading from Trimble pathfinder: _____ Satelites: _____
GPS Method (circle) Trimble And/Or Magellan

	YES	NO
WELL I.D. VISIBLE?	X	
WELL LOCATION MATCH SITE MAP? (if not, sketch actual location on back)	X	

WELL I.D. AS IT APPEARS ON PROTECTIVE CASING OR WELL: MW-1

	YES	NO
SURFACE SEAL PRESENT?	X	
SURFACE SEAL COMPETENT? (If cracked, heaved etc., describe below)	X	
PROTECTIVE CASING IN GOOD CONDITION? (If damaged, describe below)	X	

HEADSPACE READING (ppm) AND INSTRUMENT USED ..... PID 0
TYPE OF PROTECTIVE CASING AND HEIGHT OF STICKUP IN FEET (If applicable) ..... FLUSH
PROTECTIVE CASING MATERIAL TYPE: ..... STEEL
MEASURE PROTECTIVE CASING INSIDE DIAMETER (Inches): 6

	YES	NO
LOCK PRESENT?	X	
LOCK FUNCTIONAL?		X
DID YOU REPLACE THE LOCK?		X
IS THERE EVIDENCE THAT THE WELL IS DOUBLE CASED? (If yes,describe below)		X
WELL MEASURING POINT VISIBLE?		X

MEASURE WELL DEPTH FROM MEASURING POINT (Feet): 85
MEASURE DEPTH TO WATER FROM MEASURING POINT (Feet): 23.14
MEASURE WELL DIAMETER (Inches): 4
WELL CASING MATERIAL: ..... STEEL
PHYSICAL CONDITION OF VISIBLE WELL CASING: ..... GOOD
ATTACH ID MARKER (if well ID is confirmed) and IDENTIFY MARKER TYPE ..... N/A
PROXIMITY TO UNDERGROUND OR OVERHEAD UTILITIES ..... NO OVERHEAD, UNDER - UNK

DESCRIBE ACCESS TO WELL: (Include accessibility to truck mounted rig, natural obstructions, overhead power lines, proximity to permanent structures, etc.); ADD SKETCH OF LOCATION ON BACK, IF NECESSARY.

LOCATED BEHIND K.C. SCHOOBS MEAL PRODUCTS IN PARKING LOT.
SOME "SEMI-PERMENANT" VEHICLES STORED NEAR WELL

DESCRIBE WELL SETTING (For example, located in a field, in a playground, on pavement, in a garden, etc.) AND ASSESS THE TYPE OF RESTORATION REQUIRED.

WELL IN PAVEMENT BEHIND BUILDING.
12' AWAY FROM BUILDING WALL
25' FROM BUILDING CORNER AND ALLEYWAY

IDENTIFY ANY NEARBY POTENTIAL SOURCES OF CONTAMINATION, IF PRESENT (e.g. Gas station, salt pile, etc.):

PARKED CARS, LEAKY FLUIDS
SALT FROM WINTER ICE REMOVAL

REMARKS:

MONITORING WELL INSPECTION LOG

PHOTOS

SITE NAME: **ServAll Laundry Site**

SITE ID.: 1-52-077
INSPECTOR: JR

MONITORING WELL FIELD INSPECTION LOG

DATE/TIME: 3/23/15 8:30
WELL ID.: MW-2

	YES	NO
WELL VISIBLE? (If not, provide directions below)		X

WELL COORDINATES? NYTM X _____ NYTM Y _____ See Report
PDOP Reading from Trimble pathfinder: _____ Satelites: _____
GPS Method (circle) Trimble And/Or Magellan

	YES	NO
WELL I.D. VISIBLE?		X
WELL LOCATION MATCH SITE MAP? (if not, sketch actual location on back)	X	

WELL I.D. AS IT APPEARS ON PROTECTIVE CASING OR WELL:

	YES	NO
SURFACE SEAL PRESENT?		X
SURFACE SEAL COMPETENT? (If cracked, heaved etc., describe below)		X
PROTECTIVE CASING IN GOOD CONDITION? (If damaged, describe below)		X

HEADSPACE READING (ppm) AND INSTRUMENT USED PID	0
TYPE OF PROTECTIVE CASING AND HEIGHT OF STICKUP IN FEET (If applicable)	N/A
PROTECTIVE CASING MATERIAL TYPE:	STEEL
MEASURE PROTECTIVE CASING INSIDE DIAMETER (Inches):	6

	YES	NO
LOCK PRESENT?	X	
LOCK FUNCTIONAL?		X
DID YOU REPLACE THE LOCK?		X
IS THERE EVIDENCE THAT THE WELL IS DOUBLE CASED? (If yes,describe below)		X
WELL MEASURING POINT VISIBLE?	X	

MEASURE WELL DEPTH FROM MEASURING POINT (Feet):	82
MEASURE DEPTH TO WATER FROM MEASURING POINT (Feet):	23.14
MEASURE WELL DIAMETER (Inches):	2
WELL CASING MATERIAL:	STEEL
PHYSICAL CONDITION OF VISIBLE WELL CASING:	POOR
ATTACH ID MARKER (if well ID is confirmed) and IDENTIFY MARKER TYPE	N/A

PROXIMITY TO UNDERGROUND OR OVERHEAD UTILITIES ..... NO OVERHEAD, UNDER - UNK

DESCRIBE ACCESS TO WELL: (Include accessibility to truck mounted rig, natural obstructions, overhead power lines, proximity to permanent structures, etc.); ADD SKETCH OF LOCATION ON BACK, IF NECESSARY.

ALONG SIDEWALK ON DRAYTON AVE

ACROSS FROM K.C. SCHOOBS MEAL PRODUCTS BUILDING

DESCRIBE WELL SETTING (For example, located in a field, in a playground, on pavement, in a garden, etc.) AND ASSESS THE TYPE OF RESTORATION REQUIRED.

WELL IN SIDEWALK

IDENTIFY ANY NEARBY POTENTIAL SOURCES OF CONTAMINATION, IF PRESENT (e.g. Gas station, salt pile, etc.):

ROAD SALT, SOIL, STORMWATER RUNOFF, GARBARGE

REMARKS:

MONITORING WELL INSPECTION LOG

PHOTOS

SITE NAME: **ServAll Laundry Site**

SITE ID.: 1-52-077
INSPECTOR: JR

MONITORING WELL FIELD INSPECTION LOG

DATE/TIME: 3/23/15 8:45
WELL ID.: MW-3A

	YES	NO
WELL VISIBLE? (If not, provide directions below)	X	

WELL COORDINATES? NYTM X _____ NYTM Y _____ See Report
PDOP Reading from Trimble pathfinder: _____ Satelites: _____
GPS Method (circle) Trimble And/Or Magellan

	YES	NO
WELL I.D. VISIBLE?		X
WELL LOCATION MATCH SITE MAP? (if not, sketch actual location on back)	X	

WELL I.D. AS IT APPEARS ON PROTECTIVE CASING OR WELL: .....

	YES	NO
SURFACE SEAL PRESENT?		X
SURFACE SEAL COMPETENT? (If cracked, heaved etc., describe below)		X
PROTECTIVE CASING IN GOOD CONDITION? (If damaged, describe below)		X

	PID
HEADSPACE READING (ppm) AND INSTRUMENT USED	0
TYPE OF PROTECTIVE CASING AND HEIGHT OF STICKUP IN FEET (If applicable)	N/A
PROTECTIVE CASING MATERIAL TYPE:	STEEL
MEASURE PROTECTIVE CASING INSIDE DIAMETER (Inches):	6

	YES	NO
LOCK PRESENT?		X
LOCK FUNCTIONAL?		X
DID YOU REPLACE THE LOCK?		X
IS THERE EVIDENCE THAT THE WELL IS DOUBLE CASED? (If yes,describe below)		X
WELL MEASURING POINT VISIBLE?		X

MEASURE WELL DEPTH FROM MEASURING POINT (Feet):	115
MEASURE DEPTH TO WATER FROM MEASURING POINT (Feet):	22.75
MEASURE WELL DIAMETER (Inches):	2
WELL CASING MATERIAL:	STEEL
PHYSICAL CONDITION OF VISIBLE WELL CASING:	POOR
ATTACH ID MARKER (if well ID is confirmed) and IDENTIFY MARKER TYPE	N/A

PROXIMITY TO UNDERGROUND OR OVERHEAD UTILITIES ..... NO OVERHEAD, UNDER - UNK

DESCRIBE ACCESS TO WELL: (Include accessibility to truck mounted rig, natural obstructions, overhead power lines, proximity to permanent structures, etc.); ADD SKETCH OF LOCATION ON BACK, IF NECESSARY.

ALONG NORTHERN SIDEWALK OF DRATYON AVE AT THE END OF THE CLOTHING BUILDING AND FENCE CORNER.
MW-3A IS EAST OF MW-3B

DESCRIBE WELL SETTING (For example, located in a field, in a playground, on pavement, in a garden, etc.) AND ASSESS THE TYPE OF RESTORATION REQUIRED.

LOCATED IN GRASSY MEDIAN BETWEEN SIDEWALK AND STREET
WELL LID IS MISSING AND INFILLS WITH SOIL OVER J-PLUG

IDENTIFY ANY NEARBY POTENTIAL SOURCES OF CONTAMINATION, IF PRESENT (e.g. Gas station, salt pile, etc.):

ROAD SALT, STORMWATER RUNOFF, SOIL, GARBAGE

REMARKS:

MONITORING WELL INSPECTION LOG

PHOTOS

SITE NAME: **ServAll Laundry Site**

SITE ID.: 1-52-077
INSPECTOR: JR

MONITORING WELL FIELD INSPECTION LOG

DATE/TIME: 3/23/15 9:10
WELL ID.: MW-3B

	YES	NO
WELL VISIBLE? (If not, provide directions below)		X

WELL COORDINATES? NYTM X _____ NYTM Y _____ See Report
PDOP Reading from Trimble pathfinder: _____ Satelites: _____
GPS Method (circle) Trimble And/Or Magellan

	YES	NO
WELL I.D. VISIBLE?		X
WELL LOCATION MATCH SITE MAP? (if not, sketch actual location on back)	X	

WELL I.D. AS IT APPEARS ON PROTECTIVE CASING OR WELL: .....

	YES	NO
SURFACE SEAL PRESENT?		X
SURFACE SEAL COMPETENT? (If cracked, heaved etc., describe below)		X
PROTECTIVE CASING IN GOOD CONDITION? (If damaged, describe below)		X

HEADSPACE READING (ppm) AND INSTRUMENT USED ..... PID	0
TYPE OF PROTECTIVE CASING AND HEIGHT OF STICKUP IN FEET (If applicable)	FLUSH
PROTECTIVE CASING MATERIAL TYPE:	STEEL
MEASURE PROTECTIVE CASING INSIDE DIAMETER (Inches):	6

	YES	NO
LOCK PRESENT?		X
LOCK FUNCTIONAL?		X
DID YOU REPLACE THE LOCK?		X
IS THERE EVIDENCE THAT THE WELL IS DOUBLE CASED? (If yes,describe below)		X
WELL MEASURING POINT VISIBLE?		X

MEASURE WELL DEPTH FROM MEASURING POINT (Feet):	84
MEASURE DEPTH TO WATER FROM MEASURING POINT (Feet):	22.90
MEASURE WELL DIAMETER (Inches):	2
WELL CASING MATERIAL:	STEEL
PHYSICAL CONDITION OF VISIBLE WELL CASING:	GOOD
ATTACH ID MARKER (if well ID is confirmed) and IDENTIFY MARKER TYPE	N/A

PROXIMITY TO UNDERGROUND OR OVERHEAD UTILITIES ..... NO OVERHEAD, UNDER - UNK

DESCRIBE ACCESS TO WELL: (Include accessibility to truck mounted rig, natural obstructions, overhead power lines, proximity to permanent structures, etc.); ADD SKETCH OF LOCATION ON BACK, IF NECESSARY.

12' WEST OF MW-3A ALONG NORTHERN SIDEWALK OF DRAYTON AVE

DESCRIBE WELL SETTING (For example, located in a field, in a playground, on pavement, in a garden, etc.) AND ASSESS THE TYPE OF RESTORATION REQUIRED.

WELL LOCATED IN GRASSY MEDIAN BETWEEN ROAD AND SIDEWALK
PROTECTIVE CASING IS DAMAGED, LID IS MISSING AND SOIL INFILLS OVER J-PLUG

IDENTIFY ANY NEARBY POTENTIAL SOURCES OF CONTAMINATION, IF PRESENT (e.g. Gas station, salt pile, etc.):

ROAD SALT, STORMWATER RUNOFF, SOIL, GARBAGE

REMARKS:

MONITORING WELL INSPECTION LOG

PHOTOS

SITE NAME: **ServAll Laundry Site**

SITE ID.: 1-52-077
INSPECTOR: JR

MONITORING WELL FIELD INSPECTION LOG

DATE/TIME: 3/23/15 9:45
WELL ID.: MW-4

	YES	NO
WELL VISIBLE? (If not, provide directions below)	X	

WELL COORDINATES? NYTM X _____ NYTM Y _____ See Report
PDOP Reading from Trimble pathfinder: _____ Satelites: _____
GPS Method (circle) Trimble And/Or Magellan

	YES	NO
WELL I.D. VISIBLE?		X
WELL LOCATION MATCH SITE MAP? (if not, sketch actual location on back)	X	

WELL I.D. AS IT APPEARS ON PROTECTIVE CASING OR WELL: .....

	YES	NO
SURFACE SEAL PRESENT?		X
SURFACE SEAL COMPETENT? (If cracked, heaved etc., describe below)		X
PROTECTIVE CASING IN GOOD CONDITION? (If damaged, describe below)	X	

HEADSPACE READING (ppm) AND INSTRUMENT USED ..... PID	0
TYPE OF PROTECTIVE CASING AND HEIGHT OF STICKUP IN FEET (If applicable)	FLUSH
PROTECTIVE CASING MATERIAL TYPE:	STEEL
MEASURE PROTECTIVE CASING INSIDE DIAMETER (Inches):	6

	YES	NO
LOCK PRESENT?		X
LOCK FUNCTIONAL?		X
DID YOU REPLACE THE LOCK?		X
IS THERE EVIDENCE THAT THE WELL IS DOUBLE CASED? (If yes,describe below)		X
WELL MEASURING POINT VISIBLE?		X

MEASURE WELL DEPTH FROM MEASURING POINT (Feet):	4.9*
MEASURE DEPTH TO WATER FROM MEASURING POINT (Feet):	N/A*
MEASURE WELL DIAMETER (Inches):	2
WELL CASING MATERIAL:	STEEL
PHYSICAL CONDITION OF VISIBLE WELL CASING:	GOOD
ATTACH ID MARKER (if well ID is confirmed) and IDENTIFY MARKER TYPE	N/A

PROXIMITY TO UNDERGROUND OR OVERHEAD UTILITIES ..... NO OVERHEAD, UNDER - UNK

DESCRIBE ACCESS TO WELL: (Include accessibility to truck mounted rig, natural obstructions, overhead power lines, proximity to permanent structures, etc.); ADD SKETCH OF LOCATION ON BACK, IF NECESSARY.

LOCATED IN FRONT OF 15 FREDRICK AVE
10' WEST OF ABANDONED CASING WITH GRASS GROWING OUT.

DESCRIBE WELL SETTING (For example, located in a field, in a playground, on pavement, in a garden, etc.) AND ASSESS THE TYPE OF RESTORATION REQUIRED.

ON MEDIAN - WELL IS PLUGGED BY OBSTRUCTION @ 4.9', MOSTLY FILLED WITH SOIL
NO WELL CAP AND NO RISER CAP
VEHICLES DRIVE/PARK ON WELL, POTENTIALLY CONTRIBUTING TO SOIL IN WELL

IDENTIFY ANY NEARBY POTENTIAL SOURCES OF CONTAMINATION, IF PRESENT (e.g. Gas station, salt pile, etc.):

SOIL, GARBAGE, STORMWATER RUNOFF, ROAD SALT

REMARKS:

MONITORING WELL INSPECTION LOG

PHOTOS

SITE NAME: **ServAll Laundry Site**

SITE ID.: 1-52-077
INSPECTOR: JR

MONITORING WELL FIELD INSPECTION LOG

DATE/TIME: 3/23/15 11:20
WELL ID.: MW-5

	YES	NO
WELL VISIBLE? (If not, provide directions below)	X	

WELL COORDINATES? NYTM X _____ NYTM Y _____ See Report
PDOP Reading from Trimble pathfinder: _____ Satelites: _____
GPS Method (circle) Trimble And/Or Magellan

	YES	NO
WELL I.D. VISIBLE?		X
WELL LOCATION MATCH SITE MAP? (if not, sketch actual location on back)	X	

WELL I.D. AS IT APPEARS ON PROTECTIVE CASING OR WELL: .....

	YES	NO
SURFACE SEAL PRESENT?		X
SURFACE SEAL COMPETENT? (If cracked, heaved etc., describe below)		X
PROTECTIVE CASING IN GOOD CONDITION? (If damaged, describe below)	X	

HEADSPACE READING (ppm) AND INSTRUMENT USED ..... PID	0
TYPE OF PROTECTIVE CASING AND HEIGHT OF STICKUP IN FEET (If applicable)	N/A
PROTECTIVE CASING MATERIAL TYPE:	STEEL
MEASURE PROTECTIVE CASING INSIDE DIAMETER (Inches):	6

	YES	NO
LOCK PRESENT?		X
LOCK FUNCTIONAL?		X
DID YOU REPLACE THE LOCK?		X
IS THERE EVIDENCE THAT THE WELL IS DOUBLE CASED? (If yes,describe below)		X
WELL MEASURING POINT VISIBLE?		X

MEASURE WELL DEPTH FROM MEASURING POINT (Feet):	26
MEASURE DEPTH TO WATER FROM MEASURING POINT (Feet):	22.92
MEASURE WELL DIAMETER (Inches):	2
WELL CASING MATERIAL:	STEEL
PHYSICAL CONDITION OF VISIBLE WELL CASING:	POOR
ATTACH ID MARKER (if well ID is confirmed) and IDENTIFY MARKER TYPE	N/A

PROXIMITY TO UNDERGROUND OR OVERHEAD UTILITIES ..... POWER LINES OVERHEAD NEARBY

DESCRIBE ACCESS TO WELL: (Include accessibility to truck mounted rig, natural obstructions, overhead power lines, proximity to permanent structures, etc.); ADD SKETCH OF LOCATION ON BACK, IF NECESSARY.

LOCATED IN FRONT OF 9 FREDRICKS AVE, ALIGNED WITH FRONT DOOR

DESCRIBE WELL SETTING (For example, located in a field, in a playground, on pavement, in a garden, etc.) AND ASSESS THE TYPE OF RESTORATION REQUIRED.

WELL IN NORTHERN SHOULDER OF ROAD, NO SIDEWALK
CASING AND LID IS BROKEN

IDENTIFY ANY NEARBY POTENTIAL SOURCES OF CONTAMINATION, IF PRESENT (e.g. Gas station, salt pile, etc.):

ROAD SALT, SOIL, STORMWATER RUNOFF, GARBAGE

REMARKS:

Unable to sample due to low water level. Pump intake is 1' from bottom of pump.

MONITORING WELL INSPECTION LOG

PHOTOS

SITE NAME: **ServAll Laundry Site**

SITE ID.: 1-52-077
INSPECTOR: JR

MONITORING WELL FIELD INSPECTION LOG

DATE/TIME: 3/23/15
WELL ID.: MW-6A

	YES	NO
WELL VISIBLE? (If not, provide directions below)	X	

WELL COORDINATES? NYTM X _____ NYTM Y _____ See Report
PDOP Reading from Trimble pathfinder: _____ Satelites: _____
GPS Method (circle) Trimble And/Or Magellan

	YES	NO
WELL I.D. VISIBLE?		X
WELL LOCATION MATCH SITE MAP? (if not, sketch actual location on back)	X	

WELL I.D. AS IT APPEARS ON PROTECTIVE CASING OR WELL: .....

	YES	NO
SURFACE SEAL PRESENT?		X
SURFACE SEAL COMPETENT? (If cracked, heaved etc., describe below)		X
PROTECTIVE CASING IN GOOD CONDITION? (If damaged, describe below)	X	

HEADSPACE READING (ppm) AND INSTRUMENT USED ..... PID	0
TYPE OF PROTECTIVE CASING AND HEIGHT OF STICKUP IN FEET (If applicable)	FLUSH
PROTECTIVE CASING MATERIAL TYPE:	STEEL
MEASURE PROTECTIVE CASING INSIDE DIAMETER (Inches):	6

	YES	NO
LOCK PRESENT?		X
LOCK FUNCTIONAL?		X
DID YOU REPLACE THE LOCK?		X
IS THERE EVIDENCE THAT THE WELL IS DOUBLE CASED? (If yes,describe below)		X
WELL MEASURING POINT VISIBLE?		X

MEASURE WELL DEPTH FROM MEASURING POINT (Feet):	59
MEASURE DEPTH TO WATER FROM MEASURING POINT (Feet):	22.89
MEASURE WELL DIAMETER (Inches):	2
WELL CASING MATERIAL:	STEEL
PHYSICAL CONDITION OF VISIBLE WELL CASING:	OK
ATTACH ID MARKER (if well ID is confirmed) and IDENTIFY MARKER TYPE	N/A

PROXIMITY TO UNDERGROUND OR OVERHEAD UTILITIES ..... NO OVERHEAD, UNDER - UNK

DESCRIBE ACCESS TO WELL: (Include accessibility to truck mounted rig, natural obstructions, overhead power lines, proximity to permanent structures, etc.); ADD SKETCH OF LOCATION ON BACK, IF NECESSARY.

7' EAST OF MW-6B

IN FRONT OF 11 FREDRICK AVE

DESCRIBE WELL SETTING (For example, located in a field, in a playground, on pavement, in a garden, etc.) AND ASSESS THE TYPE OF RESTORATION REQUIRED.

WELL IN SHOULDER OF ROAD

PROTECTIVE CASING AND LID BROKEN, SOIL INFILLED OVER J-PLUG

IDENTIFY ANY NEARBY POTENTIAL SOURCES OF CONTAMINATION, IF PRESENT (e.g. Gas station, salt pile, etc.):

ROAD SALT, STORMWATER RUNOFF, SOIL, GARBAGE

REMARKS:

MONITORING WELL INSPECTION LOG

PHOTOS

SITE NAME: **ServAll Laundry Site**

SITE ID.: 1-52-077
INSPECTOR: JR

MONITORING WELL FIELD INSPECTION LOG

DATE/TIME: 3/23/15 10:50
WELL ID.: MW-6B

	YES	NO
WELL VISIBLE? (If not, provide directions below)	X	

WELL COORDINATES? NYTM X _____ NYTM Y _____ See Report
PDOP Reading from Trimble pathfinder: _____ Satelites: _____
GPS Method (circle) Trimble And/Or Magellan

	YES	NO
WELL I.D. VISIBLE?		X
WELL LOCATION MATCH SITE MAP? (if not, sketch actual location on back)	X	

WELL I.D. AS IT APPEARS ON PROTECTIVE CASING OR WELL: .....

	YES	NO
SURFACE SEAL PRESENT?		X
SURFACE SEAL COMPETENT? (If cracked, heaved etc., describe below)		X
PROTECTIVE CASING IN GOOD CONDITION? (If damaged, describe below)	X	

HEADSPACE READING (ppm) AND INSTRUMENT USED ..... PID	0
TYPE OF PROTECTIVE CASING AND HEIGHT OF STICKUP IN FEET (If applicable)	FLUSH
PROTECTIVE CASING MATERIAL TYPE:	STEEL
MEASURE PROTECTIVE CASING INSIDE DIAMETER (Inches):	6

	YES	NO
LOCK PRESENT?		X
LOCK FUNCTIONAL?		X
DID YOU REPLACE THE LOCK?		X
IS THERE EVIDENCE THAT THE WELL IS DOUBLE CASED? (If yes,describe below)		X
WELL MEASURING POINT VISIBLE?		X

MEASURE WELL DEPTH FROM MEASURING POINT (Feet):	29
MEASURE DEPTH TO WATER FROM MEASURING POINT (Feet):	22.82
MEASURE WELL DIAMETER (Inches):	2
WELL CASING MATERIAL:	STEEL
PHYSICAL CONDITION OF VISIBLE WELL CASING:	GOOD
ATTACH ID MARKER (if well ID is confirmed) and IDENTIFY MARKER TYPE	N/A

PROXIMITY TO UNDERGROUND OR OVERHEAD UTILITIES ..... NO OVERHEAD, UNDER - UNK

DESCRIBE ACCESS TO WELL: (Include accessibility to truck mounted rig, natural obstructions, overhead power lines, proximity to permanent structures, etc.); ADD SKETCH OF LOCATION ON BACK, IF NECESSARY.

LOCATED IN FRONT OF 11 FREDRICKS AVE

7' WEST OF MW-6A

DESCRIBE WELL SETTING (For example, located in a field, in a playground, on pavement, in a garden, etc.) AND ASSESS THE TYPE OF RESTORATION REQUIRED.

WELL IN SHOULDER OF ROAD. SURFACE SEAL BROKEN.

ROOT GROWTH COMING UP THROUGH PROTECTIVE CASING

PROTECTIVE CASING AND LID DAMAGED, INFILLED WITH SOIL ATOP J-PLUG

IDENTIFY ANY NEARBY POTENTIAL SOURCES OF CONTAMINATION, IF PRESENT (e.g. Gas station, salt pile, etc.):

ROAD SALT, STORMWATER RUNOFF, SOIL, GARBAGE

REMARKS:

MONITORING WELL INSPECTION LOG

PHOTOS

SITE NAME: **ServAll Laundry Site**

SITE ID.: 1-52-077
INSPECTOR: JR

MONITORING WELL FIELD INSPECTION LOG

DATE/TIME: 3/23/15 13:30
WELL ID.: MW-11

	YES	NO
WELL VISIBLE? (If not, provide directions below)		X

WELL COORDINATES? NYTM X _____ NYTM Y _____ See Report
PDOP Reading from Trimble pathfinder: _____ Satelites: _____
GPS Method (circle) Trimble And/Or Magellan

	YES	NO
WELL I.D. VISIBLE?		X
WELL LOCATION MATCH SITE MAP? (if not, sketch actual location on back)	X	

WELL I.D. AS IT APPEARS ON PROTECTIVE CASING OR WELL: .....

	YES	NO
SURFACE SEAL PRESENT?		X
SURFACE SEAL COMPETENT? (If cracked, heaved etc., describe below)		X
PROTECTIVE CASING IN GOOD CONDITION? (If damaged, describe below)		X

HEADSPACE READING (ppm) AND INSTRUMENT USED ..... PID	0
TYPE OF PROTECTIVE CASING AND HEIGHT OF STICKUP IN FEET (If applicable)	FLUSH
PROTECTIVE CASING MATERIAL TYPE:	STEEL
MEASURE PROTECTIVE CASING INSIDE DIAMETER (Inches):	6

	YES	NO
LOCK PRESENT?		X
LOCK FUNCTIONAL?		X
DID YOU REPLACE THE LOCK?		X
IS THERE EVIDENCE THAT THE WELL IS DOUBLE CASED? (If yes,describe below)		X
WELL MEASURING POINT VISIBLE?		X

MEASURE WELL DEPTH FROM MEASURING POINT (Feet):	-
MEASURE DEPTH TO WATER FROM MEASURING POINT (Feet):	-
MEASURE WELL DIAMETER (Inches):	2
WELL CASING MATERIAL:	-
PHYSICAL CONDITION OF VISIBLE WELL CASING:	-
ATTACH ID MARKER (if well ID is confirmed) and IDENTIFY MARKER TYPE	N/A

PROXIMITY TO UNDERGROUND OR OVERHEAD UTILITIES ..... NO OVERHEAD, UNDER - UNK

DESCRIBE ACCESS TO WELL: (Include accessibility to truck mounted rig, natural obstructions, overhead power lines, proximity to permanent structures, etc.); ADD SKETCH OF LOCATION ON BACK, IF NECESSARY.

WELL IS LOCATED ALONG THE SOCCER FIELD, SET 25' SOUTH OF THE LARGE TREE
NEAR THE END OF COSTELLO RD.

DESCRIBE WELL SETTING (For example, located in a field, in a playground, on pavement, in a garden, etc.) AND ASSESS THE TYPE OF RESTORATION REQUIRED.

WELL IS SET IN THE GRASSY FIELD
NO LID, OUTER CASING IS COMPLETELY PACKED IN WTH SOIL, NO RISER CAP

IDENTIFY ANY NEARBY POTENTIAL SOURCES OF CONTAMINATION, IF PRESENT (e.g. Gas station, salt pile, etc.):

REMARKS:

CANNOT SAMPLE WELL DUE TO BEING PLUGGED WITH SOIL

MONITORING WELL INSPECTION LOG

PHOTOS

SITE NAME: **ServAll Laundry Site**

SITE ID.: 1-52-077
INSPECTOR: JR

MONITORING WELL FIELD INSPECTION LOG

DATE/TIME: 3/23/15 12:40
WELL ID.: MW-12

	YES	NO
WELL VISIBLE? (If not, provide directions below)		X

WELL COORDINATES? NYTM X _____ NYTM Y _____ See Report
PDOP Reading from Trimble pathfinder: _____ Satelites: _____
GPS Method (circle) Trimble And/Or Magellan

	YES	NO
WELL I.D. VISIBLE?		X
WELL LOCATION MATCH SITE MAP? (if not, sketch actual location on back)	X	

WELL I.D. AS IT APPEARS ON PROTECTIVE CASING OR WELL:

	YES	NO
SURFACE SEAL PRESENT?		X
SURFACE SEAL COMPETENT? (If cracked, heaved etc., describe below)		X
PROTECTIVE CASING IN GOOD CONDITION? (If damaged, describe below)	X	

HEADSPACE READING (ppm) AND INSTRUMENT USED PID	0
TYPE OF PROTECTIVE CASING AND HEIGHT OF STICKUP IN FEET (If applicable)	FLUSH
PROTECTIVE CASING MATERIAL TYPE:	STEEL
MEASURE PROTECTIVE CASING INSIDE DIAMETER (Inches):	6

	YES	NO
LOCK PRESENT?	X	
LOCK FUNCTIONAL?		X
DID YOU REPLACE THE LOCK?		X
IS THERE EVIDENCE THAT THE WELL IS DOUBLE CASED? (If yes,describe below)		X
WELL MEASURING POINT VISIBLE?		X

MEASURE WELL DEPTH FROM MEASURING POINT (Feet):	89
MEASURE DEPTH TO WATER FROM MEASURING POINT (Feet):	14.91
MEASURE WELL DIAMETER (Inches):	2
WELL CASING MATERIAL:	STEEL
PHYSICAL CONDITION OF VISIBLE WELL CASING:	GOOD
ATTACH ID MARKER (if well ID is confirmed) and IDENTIFY MARKER TYPE	N/A

PROXIMITY TO UNDERGROUND OR OVERHEAD UTILITIES ..... NO OVERHEAD, UNDER - UNK

DESCRIBE ACCESS TO WELL: (Include accessibility to truck mounted rig, natural obstructions, overhead power lines, proximity to permanent structures, etc.); ADD SKETCH OF LOCATION ON BACK, IF NECESSARY.

LOCATED 70' BEFORE LIGHT POLE 1048 (I.E. BACK TOWARDS TRAFFIC)
NOT NEAR ON-RAMP AS MAP SUGGESTED
MARKED WITH A DISPOSABLE BAILER HANGING FROM OAK TREE AT TREE LINE.

DESCRIBE WELL SETTING (For example, located in a field, in a playground, on pavement, in a garden, etc.) AND ASSESS THE TYPE OF RESTORATION REQUIRED.

LOCATED IN GRASSY AREA RIGHT AT TREE LINE
OUTER CASING BROKEN, LID MISSING, SOIL ATOP J-PLUG

IDENTIFY ANY NEARBY POTENTIAL SOURCES OF CONTAMINATION, IF PRESENT (e.g. Gas station, salt pile, etc.):

ROAD SALT, STORMWATER RUNOFF, SOIL GARBARGE

REMARKS:

MONITORING WELL INSPECTION LOG

PHOTOS

SITE NAME: **ServAll Laundry Site**

SITE ID.: 1-52-077
INSPECTOR: JR

MONITORING WELL FIELD INSPECTION LOG

DATE/TIME: 3/23/15 12:55
WELL ID.: MW-13

	YES	NO
WELL VISIBLE? (If not, provide directions below)		X

WELL COORDINATES? NYTM X _____ NYTM Y _____ See Report
PDOP Reading from Trimble pathfinder: _____ Satelites: _____
GPS Method (circle) Trimble And/Or Magellan

	YES	NO
WELL I.D. VISIBLE?		X
WELL LOCATION MATCH SITE MAP? (if not, sketch actual location on back)		X

WELL I.D. AS IT APPEARS ON PROTECTIVE CASING OR WELL: .....

	YES	NO
SURFACE SEAL PRESENT?		X
SURFACE SEAL COMPETENT? (If cracked, heaved etc., describe below)		X
PROTECTIVE CASING IN GOOD CONDITION? (If damaged, describe below)		X

HEADSPACE READING (ppm) AND INSTRUMENT USED ..... PID	0
TYPE OF PROTECTIVE CASING AND HEIGHT OF STICKUP IN FEET (If applicable)	N/A
PROTECTIVE CASING MATERIAL TYPE:	STEEL
MEASURE PROTECTIVE CASING INSIDE DIAMETER (Inches):	6

	YES	NO
LOCK PRESENT?	X	
LOCK FUNCTIONAL?		X
DID YOU REPLACE THE LOCK?		X
IS THERE EVIDENCE THAT THE WELL IS DOUBLE CASED? (If yes,describe below)		X
WELL MEASURING POINT VISIBLE?		X

MEASURE WELL DEPTH FROM MEASURING POINT (Feet):	96
MEASURE DEPTH TO WATER FROM MEASURING POINT (Feet):	15.20
MEASURE WELL DIAMETER (Inches):	2
WELL CASING MATERIAL:	STEEL
PHYSICAL CONDITION OF VISIBLE WELL CASING:	GOOD
ATTACH ID MARKER (if well ID is confirmed) and IDENTIFY MARKER TYPE	N/A

PROXIMITY TO UNDERGROUND OR OVERHEAD UTILITIES ..... NO OVERHEAD, UNDER - UNK

DESCRIBE ACCESS TO WELL: (Include accessibility to truck mounted rig, natural obstructions, overhead power lines, proximity to permanent structures, etc.); ADD SKETCH OF LOCATION ON BACK, IF NECESSARY.

LOCATED ALONG HIGHWAY, 7' BEFORE POLE 1052, AND 5' TOWARDS THE TREELINE

DESCRIBE WELL SETTING (For example, located in a field, in a playground, on pavement, in a garden, etc.) AND ASSESS THE TYPE OF RESTORATION REQUIRED.

LOCATED IN THE GRASSY ROADSIDE

OUTER CASING DAMAGED, LID MISSING, SOIL ATOP J-PLUG

IDENTIFY ANY NEARBY POTENTIAL SOURCES OF CONTAMINATION, IF PRESENT (e.g. Gas station, salt pile, etc.):

ROAD SALT, STORMWATER RUNOFF, SOIL, GARBAGE

REMARKS:

MONITORING WELL INSPECTION LOG

PHOTOS



SITE NAME: **ServAll Laundry Site**

SITE ID.: 1-52-077
INSPECTOR: JR

MONITORING WELL FIELD INSPECTION LOG

DATE/TIME: 3/23/15 1:10
WELL ID.: MW-14

	YES	NO
WELL VISIBLE? (If not, provide directions below)		X

WELL COORDINATES? NYTM X _____ NYTM Y _____ See Report
PDOP Reading from Trimble pathfinder: _____ Satelites: _____
GPS Method (circle) Trimble And/Or Magellan

	YES	NO
WELL I.D. VISIBLE?		X
WELL LOCATION MATCH SITE MAP? (if not, sketch actual location on back)		X

WELL I.D. AS IT APPEARS ON PROTECTIVE CASING OR WELL:

	YES	NO
SURFACE SEAL PRESENT?		X
SURFACE SEAL COMPETENT? (If cracked, heaved etc., describe below)		X
PROTECTIVE CASING IN GOOD CONDITION? (If damaged, describe below)		X

HEADSPACE READING (ppm) AND INSTRUMENT USED PID	0
TYPE OF PROTECTIVE CASING AND HEIGHT OF STICKUP IN FEET (If applicable)	FLUSH
PROTECTIVE CASING MATERIAL TYPE:	STEEL
MEASURE PROTECTIVE CASING INSIDE DIAMETER (Inches):	6

	YES	NO
LOCK PRESENT?	X	
LOCK FUNCTIONAL?		X
DID YOU REPLACE THE LOCK?		X
IS THERE EVIDENCE THAT THE WELL IS DOUBLE CASED? (If yes,describe below)		X
WELL MEASURING POINT VISIBLE?		X

MEASURE WELL DEPTH FROM MEASURING POINT (Feet):	90
MEASURE DEPTH TO WATER FROM MEASURING POINT (Feet):	15.41
MEASURE WELL DIAMETER (Inches):	2
WELL CASING MATERIAL:	STEEL
PHYSICAL CONDITION OF VISIBLE WELL CASING:	GOOD
ATTACH ID MARKER (if well ID is confirmed) and IDENTIFY MARKER TYPE	N/A

PROXIMITY TO UNDERGROUND OR OVERHEAD UTILITIES ..... NO OVERHEAD, UNDER - UNK

DESCRIBE ACCESS TO WELL: (Include accessibility to truck mounted rig, natural obstructions, overhead power lines, proximity to permanent structures, etc.); ADD SKETCH OF LOCATION ON BACK, IF NECESSARY.

45' PAST POLE # 1056 (WITH TRAFFIC)

MARKED BY DISPOSABLE BAILER HANGING FROM TREE

DESCRIBE WELL SETTING (For example, located in a field, in a playground, on pavement, in a garden, etc.) AND ASSESS THE TYPE OF RESTORATION REQUIRED.

WELL IN GRASSY SIDE OF HIGHWAY

OUTER CASING BROKEN, LID BROKEN, SOIL ATOP J-PLUG

IDENTIFY ANY NEARBY POTENTIAL SOURCES OF CONTAMINATION, IF PRESENT (e.g. Gas station, salt pile, etc.):

ROAD SALT, STORMWATER RUNOFF, SOIL, GARBAGE

REMARKS:

MONITORING WELL INSPECTION LOG

SKETCH

SITE NAME: **ServAll Laundry Site**

SITE ID.: 1-52-077
INSPECTOR: JR

MONITORING WELL FIELD INSPECTION LOG

DATE/TIME: 3/23/15 14:00
WELL ID.: MW-16

	YES	NO
WELL VISIBLE? (If not, provide directions below)		X

WELL COORDINATES? NYTM X _____ NYTM Y _____ See Report
PDOP Reading from Trimble pathfinder: _____ Satelites: _____
GPS Method (circle) Trimble And/Or Magellan

	YES	NO
WELL I.D. VISIBLE?		X
WELL LOCATION MATCH SITE MAP? (if not, sketch actual location on back)	X	

WELL I.D. AS IT APPEARS ON PROTECTIVE CASING OR WELL: .....

	YES	NO
SURFACE SEAL PRESENT?		X
SURFACE SEAL COMPETENT? (If cracked, heaved etc., describe below)		X
PROTECTIVE CASING IN GOOD CONDITION? (If damaged, describe below)		X

HEADSPACE READING (ppm) AND INSTRUMENT USED ..... PID	0
TYPE OF PROTECTIVE CASING AND HEIGHT OF STICKUP IN FEET (If applicable)	N/A
PROTECTIVE CASING MATERIAL TYPE:	STEEL
MEASURE PROTECTIVE CASING INSIDE DIAMETER (Inches):	6

	YES	NO
LOCK PRESENT?		X
LOCK FUNCTIONAL?		X
DID YOU REPLACE THE LOCK?		X
IS THERE EVIDENCE THAT THE WELL IS DOUBLE CASED? (If yes,describe below)		X
WELL MEASURING POINT VISIBLE?		X

MEASURE WELL DEPTH FROM MEASURING POINT (Feet):	93
MEASURE DEPTH TO WATER FROM MEASURING POINT (Feet):	10.89
MEASURE WELL DIAMETER (Inches):	2
WELL CASING MATERIAL:	STEEL
PHYSICAL CONDITION OF VISIBLE WELL CASING:	GOOD
ATTACH ID MARKER (if well ID is confirmed) and IDENTIFY MARKER TYPE	N/A

PROXIMITY TO UNDERGROUND OR OVERHEAD UTILITIES .... OVERHEAD LINES CROSSING STREET

DESCRIBE ACCESS TO WELL: (Include accessibility to truck mounted rig, natural obstructions, overhead power lines, proximity to permanent structures, etc.); ADD SKETCH OF LOCATION ON BACK, IF NECESSARY.

LOCATED IN FRONT OF 44 ABREW ST, CLOSE TO FRONT YARD

DESCRIBE WELL SETTING (For example, located in a field, in a playground, on pavement, in a garden, etc.) AND ASSESS THE TYPE OF RESTORATION REQUIRED.

WELL SET IN PAVEMENT

OUTER CASING AND LID ARE DAMAGED, SOIL ATOP PVC CAP. CAP CRACKED UP ONE SIDE

IDENTIFY ANY NEARBY POTENTIAL SOURCES OF CONTAMINATION, IF PRESENT (e.g. Gas station, salt pile, etc.):

PARKED CARS, ROAD SALT, STORMWATER RUNOFF, ORGANIC MATTER, SOIL

REMARKS:

MONITORING WELL INSPECTION LOG

PHOTOS

SITE NAME: **ServAll Laundry Site**

SITE ID.: 1-52-077
INSPECTOR: JR

MONITORING WELL FIELD INSPECTION LOG

DATE/TIME: 3/23/15 14:20
WELL ID.: MW-23D

	YES	NO
WELL VISIBLE? (If not, provide directions below)	X	

WELL COORDINATES? NYTM X _____ NYTM Y _____ See Report
PDOP Reading from Trimble pathfinder: _____ Satelites: _____
GPS Method (circle) Trimble And/Or Magellan

	YES	NO
WELL I.D. VISIBLE?		X
WELL LOCATION MATCH SITE MAP? (if not, sketch actual location on back)	X	

WELL I.D. AS IT APPEARS ON PROTECTIVE CASING OR WELL: .....

	YES	NO
SURFACE SEAL PRESENT?	X	
SURFACE SEAL COMPETENT? (If cracked, heaved etc., describe below)	X	
PROTECTIVE CASING IN GOOD CONDITION? (If damaged, describe below)		X

HEADSPACE READING (ppm) AND INSTRUMENT USED ..... PID	0
TYPE OF PROTECTIVE CASING AND HEIGHT OF STICKUP IN FEET (If applicable)	N/A
PROTECTIVE CASING MATERIAL TYPE:	STEEL
MEASURE PROTECTIVE CASING INSIDE DIAMETER (Inches):	6

	YES	NO
LOCK PRESENT?		X
LOCK FUNCTIONAL?		X
DID YOU REPLACE THE LOCK?		X
IS THERE EVIDENCE THAT THE WELL IS DOUBLE CASED? (If yes,describe below)		X
WELL MEASURING POINT VISIBLE?		X

MEASURE WELL DEPTH FROM MEASURING POINT (Feet):	88
MEASURE DEPTH TO WATER FROM MEASURING POINT (Feet):	5.25
MEASURE WELL DIAMETER (Inches):	2
WELL CASING MATERIAL:	STEEL
PHYSICAL CONDITION OF VISIBLE WELL CASING:	GOOD
ATTACH ID MARKER (if well ID is confirmed) and IDENTIFY MARKER TYPE	N/A

PROXIMITY TO UNDERGROUND OR OVERHEAD UTILITIES ..... NO OVERHEAD, UNDER - UNK

DESCRIBE ACCESS TO WELL: (Include accessibility to truck mounted rig, natural obstructions, overhead power lines, proximity to permanent structures, etc.); ADD SKETCH OF LOCATION ON BACK, IF NECESSARY.

LOCATED AT THE END OF PERKAL AVE

EAST OF MW-23S, CLOSER TO 10 PERKAL AVE

DESCRIBE WELL SETTING (For example, located in a field, in a playground, on pavement, in a garden, etc.) AND ASSESS THE TYPE OF RESTORATION REQUIRED.

WELL SET IN PAVEMENT

OUTER CASING BOLT HOLES FOR LID ARE DAMAGED

IDENTIFY ANY NEARBY POTENTIAL SOURCES OF CONTAMINATION, IF PRESENT (e.g. Gas station, salt pile, etc.):

ROAD SALT, STORMWATER RUNOFF

REMARKS:

MONITORING WELL INSPECTION LOG

PHOTOS

SITE NAME: **ServAll Laundry Site**

SITE ID.: 1-52-077
INSPECTOR: JR

MONITORING WELL FIELD INSPECTION LOG

DATE/TIME: 3/23/15 14:30
WELL ID.: MW-23-S

	YES	NO
WELL VISIBLE? (If not, provide directions below)	X	

WELL COORDINATES? NYTM X _____ NYTM Y _____ See Report
PDOP Reading from Trimble pathfinder: _____ Satelites: _____
GPS Method (circle) Trimble And/Or Magellan

	YES	NO
WELL I.D. VISIBLE?	X	
WELL LOCATION MATCH SITE MAP? (if not, sketch actual location on back)	X	

WELL I.D. AS IT APPEARS ON PROTECTIVE CASING OR WELL: .....

	YES	NO
SURFACE SEAL PRESENT?	X	
SURFACE SEAL COMPETENT? (If cracked, heaved etc., describe below)		X
PROTECTIVE CASING IN GOOD CONDITION? (If damaged, describe below)		X

HEADSPACE READING (ppm) AND INSTRUMENT USED ..... PID	0
TYPE OF PROTECTIVE CASING AND HEIGHT OF STICKUP IN FEET (If applicable)	N/A
PROTECTIVE CASING MATERIAL TYPE:	STEEL
MEASURE PROTECTIVE CASING INSIDE DIAMETER (Inches):	6

	YES	NO
LOCK PRESENT?	X	
LOCK FUNCTIONAL?		X
DID YOU REPLACE THE LOCK?		X
IS THERE EVIDENCE THAT THE WELL IS DOUBLE CASED? (If yes,describe below)		X
WELL MEASURING POINT VISIBLE?	X	

MEASURE WELL DEPTH FROM MEASURING POINT (Feet):	68
MEASURE DEPTH TO WATER FROM MEASURING POINT (Feet):	5.36
MEASURE WELL DIAMETER (Inches):	2
WELL CASING MATERIAL:	STEEL
PHYSICAL CONDITION OF VISIBLE WELL CASING:	GOOD
ATTACH ID MARKER (if well ID is confirmed) and IDENTIFY MARKER TYPE	N/A

PROXIMITY TO UNDERGROUND OR OVERHEAD UTILITIES ..... OVERHEAD LINES NEARBY

DESCRIBE ACCESS TO WELL: (Include accessibility to truck mounted rig, natural obstructions, overhead power lines, proximity to permanent structures, etc.); ADD SKETCH OF LOCATION ON BACK, IF NECESSARY.

LOCATED AT END OF PERKAL STREET, WEST OF MW-23D

DESCRIBE WELL SETTING (For example, located in a field, in a playground, on pavement, in a garden, etc.) AND ASSESS THE TYPE OF RESTORATION REQUIRED.

WELL SET IN PAVEMENT

OUTER CASING BOLT HOLES FOR LID ARE DAMAGED

IDENTIFY ANY NEARBY POTENTIAL SOURCES OF CONTAMINATION, IF PRESENT (e.g. Gas station, salt pile, etc.):

ROAD SALT, STORMWATER RUNOFF, SOIL, GARBAGE

REMARKS:

MONITORING WELL INSPECTION LOG

PHOTOS

Appendix B

Monitoring Well Sampling Forms

AECOM

WELL NO. MW-1

WELL SAMPLING FORM	PROJECT: Servall	PROJECT No.	SHEET 1 OF SHEETS 1
LOCATION: Bayshore, NY		DATE WELL STARTED: 3/23/2015	DATE WELL COMPLETED: 3/23/2015
CLIENT: New York State Department of Environmental Conservation		NAME OF INSPECTOR: John Ratti	
DRILLING COMPANY: -		SIGNATURE OF INSPECTOR:	

ONE WELL VOLUME : 40.14 gallons WELL TD: 85.00 ft PUMP INTAKE DEPTH: 81 ft

Time	Depth to Water (ft)	Purge Rate (mL/min)	FIELD MEASUREMENTS Temp. (°C)	Conduct. (µs/cm)	DO (mg/L)	pH	ORP	Turbidity (ntu)	REMARKS
1640	23.48	400	10.27	0.465	6.22	6.20	243	5.3	Clear Water
1646	23.47	400	10.92	0.471	6.13	6.29	245	5.1	
1650	23.40	400	11.12	0.474	6.12	6.29	244	4.6	
1655	23.48	400	11.79	0.487	5.92	6.32	241	2.6	
1700	23.48	300	12.09	0.592	5.29	6.36	239	1.8	
1705	23.48	300	12.09	0.707	4.85	6.36	239	1.5	
1710	23.48	300	12.15	0.709	4.81	6.36	238	1.4	
1715	23.48	300	12.14	0.713	4.80	6.35	239	1.4	
1720	23.48	300	12.12	0.714	4.83	6.34	239	1.3	
1725	23.49	300	12.11	0.714	4.85	6.35	238	1.3	Begin Sample + MS/MSD + Dupe
1750									End Sampling

Pump Type: Bladder pump

Analytical Parameters: VOCs, TAL Metals (field filtered and nonfiltered)

AECOM

WELL NO. MW-2

WELL SAMPLING FORM	PROJECT: Servall	PROJECT No.	SHEET 1 OF 1 SHEETS
LOCATION: Bayshore, NY		DATE WELL STARTED: 3/23/2015	DATE WELL COMPLETED: 3/23/2015
CLIENT: New York State Department of Environmental Conservation		NAME OF INSPECTOR: Bob Cunningham	
DRILLING COMPANY: -		SIGNATURE OF INSPECTOR:	

ONE WELL VOLUME : 9.67 gallons WELL TD: 82.12 ft PUMP INTAKE DEPTH: 80 ft

Time	Depth to Water (ft)	Purge Rate (mL/min)	FIELD MEASUREMENTS Temp. (°C)	Conduct. (µs/cm)	DO (mg/L)	pH	ORP	Turbidity (ntu)	REMARKS
1715	22.82								Static water level
1720	22.90	125	9.76	0.304	4.57	6.58	82	115	
1725	22.89	150	11.24	0.363	4.63	6.24	56	110	
1730	22.90	140	11.76	0.371	4.40	6.12	64	44.7	
1735	22.88	150	11.65	0.374	4.24	6.12	69	15.7	
1740	22.88	125	11.59	0.374	4.18	6.12	72	12.4	
1745	22.89	100	11.56	0.373	4.21	6.08.	75	10.2	
1750	22.88	150	12.13	0.364	4.12	6.14	82	2.5	
1755	22.88	145	12.20	0.353	4.01	6.18	85	0.2	
1800	22.89	145	12.23	0.343	3.64	6.23	87	0.0	
1805	22.88	130	12.24	0.336	3.51	6.25	90	0.0	
1810	22.88	135	12.22	0.330	3.44	6.26	93	0.0	
1815									Collect samples

Pump Type: Bladder pump

Analytical Parameters: VOCs, TAL Metals (field filtered and nonfiltered)

AECOM

WELL NO. MW-3A

WELL SAMPLING FORM	PROJECT: Servall	PROJECT No.	SHEET 1 OF SHEETS 1
LOCATION: Bayshore, NY		DATE WELL STARTED: 3/23/2015	DATE WELL COMPLETED: 3/23/2015
CLIENT: New York State Department of Environmental Conservation		NAME OF INSPECTOR: Bob Cunningham	
DRILLING COMPANY: -		SIGNATURE OF INSPECTOR:	

ONE WELL VOLUME : 14.94 gallons WELL TD: 114.28 ft PUMP INTAKE DEPTH: 112 ft

Time	Depth to Water (ft)	Purge Rate (mL/min)	FIELD MEASUREMENTS Temp. (°C)	Conduct. (µs/cm)	DO (mg/L)	pH	ORP	Turbidity (ntu)	REMARKS
1155	22.71								Static water level
1253	22.79								Static water level @ pump set
1300	22.79	150	12.11	0.413	14.30	7.15	-5	424	
1310	22.79	180	12.44	0.515	13.82	7.27	-39	308	
1315	22.78	170	12.51	0.544	11.89	7.23	-44	196	
1320	22.79	160	12.04	0.558	11.53	7.20	-40	172	
1325	22.78	150	12.21	0.554	11.18	7.19	-40	163	
1330	22.81	280	12.64	0.566	2.12	7.11	-32	146	
1335	22.81	250	13.33	0.578	2.05	7.05	-27	131	
1340	22.82	230	13.27	0.589	1.86	6.99	-18	120	
1345	22.78	190	13.06	0.609	1.44	6.89	-6	114	
1350	22.79	150	12.81	0.621	1.23	6.85	0	100	
1355	22.78	140	12.53	0.635	1.13	6.81	8	91	
1400	22.77	130	12.16	0.653	1.13	6.79	12	96.5	
1405	22.75		11.83	0.629	1.21	6.66	13	87	Pump issues, pulled up 12'
1500	22.82	300	10.90	0.465	3.55	7.59		27.6	Resume pumping
1505	22.81	300	11.74	0.479	2.01	7.54	-50	22.5	
1510	22.82	300	12.15	0.507	1.36	7.59	-68	23.1	
1515	22.81	300	12.39	0.518	1.20	7.62	-71	23.6	
1520	22.79	300	12.13	0.522	1.10	7.61	-73	38.0	
1525	22.80	300	12.11	0.529	0.96	7.58	-73	61.7	
1530	22.80	300	12.00	0.541	0.86	7.50	-66	56.7	
1540									Collect samples

Pump Type: Bladder pump

Analytical Parameters: VOCs, TAL Metals (field filtered and nonfiltered)

AECOM

WELL NO. MW-3B

WELL SAMPLING FORM	PROJECT: Servall	PROJECT No.	SHEET 1 OF SHEETS 1
LOCATION: Bayshore, NY		DATE WELL STARTED: 3/23/2015	DATE WELL COMPLETED: 3/23/2015
CLIENT: New York State Department of Environmental Conservation		NAME OF INSPECTOR: John Ratti	
DRILLING COMPANY: -		SIGNATURE OF INSPECTOR:	

ONE WELL VOLUME : 9.97 gallons WELL TD: 84.00 ft PUMP INTAKE DEPTH: 79 ft

Time	Depth to Water (ft)	Purge Rate (mL/min)	FIELD MEASUREMENTS						REMARKS
			Temp. (°C)	Conduct. (µs/cm)	DO (mg/L)	pH	ORP	Turbidity (ntu)	
1520	22.85	400	13.20	0.344	5.55	5.65	262	78.3	
1525	22.91	400	13.20	0.350	5.45	5.69	263	76.4	
1530	22.94	400	13.19	0.352	5.40	5.69	262	78.0	
1535	22.95	400	13.16	0.379	4.80	5.78	256	49.7	
1540	22.95	400	13.18	0.378	4.61	5.81	255	51.6	
1545	22.94	400	13.19	0.403	4.40	5.81	255	40.8	
1550	22.94	400	13.17	0.403	4.42	5.82	256	39.8	
1555	22.93	400	13.17	0.404	4.38	5.82	255	38.4	
1600	22.94	400	13.17	0.404	4.39	5.83	256	38.8	Begin Sampling
1615									End Sampling

Pump Type: Bladder pump

Analytical Parameters: VOC's, TAL Metals

AECOM

WELL NO. MW-4

WELL SAMPLING FORM	PROJECT: Servall	PROJECT No.	SHEET 1 OF SHEETS 1
LOCATION: Bayshore, NY		DATE WELL STARTED: 3/23/15 (inspected)	DATE WELL COMPLETED:
CLIENT: New York State Department of Environmental Conservation		NAME OF INSPECTOR: John Ratti	
DRILLING COMPANY: -		SIGNATURE OF INSPECTOR:	

ONE WELL VOLUME : gallons WELL TD: ft PUMP INTAKE DEPTH: ft

Time	Depth to Water (ft)	Purge Rate (mL/min)	FIELD MEASUREMENTS						REMARKS
			Temp. (°C)	Conduct. (µs/cm)	DO (mg/L)	pH	ORP	Turbidity (ntu)	
									Well Plugged w/soil
									Did not sample

Pump Type: Bladder pump

Analytical Parameters: VOCs, TAL Metals (field filtered and nonfiltered)

AECOM

WELL NO. MW-5

WELL SAMPLING FORM	PROJECT: Servall	PROJECT No.	SHEET 1 OF 1 SHEETS
LOCATION: Bayshore, NY		DATE WELL STARTED: 3/24/2015	DATE WELL COMPLETED: 3/24/2015
CLIENT: New York State Department of Environmental Conservation		NAME OF INSPECTOR: John Ratti	
DRILLING COMPANY: -		SIGNATURE OF INSPECTOR:	

ONE WELL VOLUME : 0.52 gallons WELL TD: 26 ft PUMP INTAKE DEPTH: ft

Time	Depth to Water (ft)	Purge Rate (mL/min)	FIELD MEASUREMENTS Temp. (°C)	Conduct. (µs/cm)	DO (mg/L)	pH	ORP	Turbidity (ntu)	REMARKS
1340	22.83								Static water level
1350	22.89	250	11.80	0.302	2.88	5.47	179	10.9	Clear water
1355	22.90	250	11.87	0.307	2.87	5.50	179	7.2	
1400	22.90	250	11.96	0.309	2.87	5.52	183	1.9	
1405	22.90	250	11.97	0.312	3.07	5.54	187	1.3	
1410	22.94	250	12.01	0.313	4.21	5.56	193	0.9	
1415	22.95	200	12.03	0.314	4.16	5.57	193	0.6	
1420	22.95	200	12.02	0.316	4.06	5.56	193	0.5	
1425	22.95	200	12.04	0.317	4.01	5.58	194	0.5	
1430	22.95	200	12.04	0.317	4.00	5.57	193	0.4	Begin Sampling
1445									End Sampling

Pump Type: Bladder pump

Analytical Parameters: VOCs, TAL Metals (field filtered and nonfiltered)

AECOM

WELL NO. MW-6A

WELL SAMPLING FORM	PROJECT: Servall	PROJECT No.	SHEET 1 OF SHEETS 1
LOCATION: Bayshore, NY		DATE WELL STARTED: 3/24/2015	DATE WELL COMPLETED: 3/24/2015
CLIENT: New York State Department of Environmental Conservation		NAME OF INSPECTOR: John Ratti	
DRILLING COMPANY: -		SIGNATURE OF INSPECTOR:	

ONE WELL VOLUME : 5.90 gallons WELL TD: 59 ft PUMP INTAKE DEPTH: 53 ft

Time	Depth to Water (ft)	Purge Rate (mL/min)	FIELD MEASUREMENTS Temp. (°C)	Conduct. (µs/cm)	DO (mg/L)	pH	ORP	Turbidity (ntu)	REMARKS
1200	22.83								Static water level
1205	22.83	300	12.84	0.389	4.46	5.90	211	510	Reddish brown color
1210	22.83	400	13.01	0.390	4.63	5.89	209	543	
1215	22.85	400	13.17	0.396	4.21	5.90	209	561	
1220	22.83	400	13.11	0.401	3.86	5.88	217	198	
1225	22.83	400	13.18	0.405	3.64	5.88	224	63.4	
1230	22.83	400	13.14	0.409	3.45	5.88	232	26.4	
1235	22.83	400	13.19	0.423	3.20	5.86	241	18.5	
1240	22.83	400	13.29	0.420	3.05	5.84	246	12.3	
1245	22.83	400	13.28	0.423	2.99	5.84	247	12.1	
1250	22.83	400	13.26	0.423	2.85	5.84	254	7.0	
1255	22.83	400	13.24	0.423	2.85	5.84	254	6.8	
1300	22.83	400	13.21	0.424	2.84	5.84	255	7.0	Begin sampling
1310									End sampling

Pump Type: Bladder pump

Analytical Parameters: VOCs, TAL Metals (field filtered and nonfiltered)

AECOM

WELL NO. MW-6B

WELL SAMPLING FORM	PROJECT: Servall	PROJECT No.	SHEET 1 OF SHEETS 1
LOCATION: Bayshore, NY		DATE WELL STARTED: 3/24/2015	DATE WELL COMPLETED: 3/24/2015
CLIENT: New York State Department of Environmental Conservation		NAME OF INSPECTOR: John Ratti	
DRILLING COMPANY: -		SIGNATURE OF INSPECTOR:	

ONE WELL VOLUME : 0.88 gallons WELL TD: 28.26 ft PUMP INTAKE DEPTH: 22 ft

Time	Depth to Water (ft)	Purge Rate (mL/min)	FIELD MEASUREMENTS						REMARKS
			Temp. (°C)	Conduct. (µs/cm)	DO (mg/L)	pH	ORP	Turbidity (ntu)	
1025	22.85								Static water level
1030	22.85	200	12.08	0.238	6.61	6.11	246	30.1	
1035	22.87	200	12.18	0.236	6.01	6.08	251	21.7	
1040	22.87	200	12.32	0.236	6.24	6.10	254	17.9	
1045	22.87	200	12.37	0.239	5.73	6.13	255	10.2	
1050	22.86	300	12.36	0.238	5.77	6.18	256	5.0	
1055	22.87	300	12.37	0.238	5.38	6.17	255	4.3	
1100	22.87	300	12.41	0.237	5.26	6.14	252	3.0	
1105	22.87	300	12.42	0.237	5.23	6.13	253	2.9	
1110	22.87	300	12.41	0.237	5.23	6.14	253	2.8	Begin sampling
1120									End sampling

Pump Type: Bladder pump

Analytical Parameters: VOCs, TAL Metals (field filtered and nonfiltered)

AECOM

WELL NO. MW-11

WELL SAMPLING FORM	PROJECT: Servall	PROJECT No.	SHEET 1 OF SHEETS 1
LOCATION: Bayshore, NY		DATE WELL STARTED: 3/23/15 (inspected)	DATE WELL COMPLETED:
CLIENT: New York State Department of Environmental Conservation		NAME OF INSPECTOR: John Ratti	
DRILLING COMPANY: -		SIGNATURE OF INSPECTOR:	

ONE WELL VOLUME : gallons WELL TD: ft PUMP INTAKE DEPTH: ft

Time	Depth to Water (ft)	Purge Rate (mL/min)	FIELD MEASUREMENTS						REMARKS
			Temp. (°C)	Conduct. (µs/cm)	DO (mg/L)	pH	ORP	Turbidity (ntu)	
									Well Plugged w/soil
									Did not sample

Pump Type: Bladder pump

Analytical Parameters: VOCs, TAL Metals (field filtered and nonfiltered)

AECOM

WELL NO. MW-12

WELL SAMPLING FORM	PROJECT: Servall	PROJECT No.	SHEET 1 OF 1 SHEETS
LOCATION: Bayshore, NY		DATE WELL STARTED: 3/24/2015	DATE WELL COMPLETED: 3/24/2015
CLIENT: New York State Department of Environmental Conservation		NAME OF INSPECTOR: Bob Cunningham	
DRILLING COMPANY: -		SIGNATURE OF INSPECTOR:	

ONE WELL VOLUME : 12.11 gallons WELL TD: 89.08 ft PUMP INTAKE DEPTH: 87 ft

Time	Depth to Water (ft)	Purge Rate (mL/min)	FIELD MEASUREMENTS						REMARKS
			Temp. (°C)	Conduct. (µs/cm)	DO (mg/L)	pH	ORP	Turbidity (ntu)	
1120	14.86	200	10.67	0.307	2.31	5.48	238	9.7	
1125	14.85	200	11.11	0.330	1.77	5.42	208	18.8	
1130	14.85	120	11.09	0.357	1.28	5.38	200	55.7	
1140	14.84	210	11.74	0.342	0.84	5.40	200	35.6	
1145	14.85	175	11.65	0.332	0.74	5.44	202	43.0	
1150	14.81	150	11.23	0.328	0.84	5.44	210	36.0	
1155	14.84	100	11.23	0.328	0.81	5.46	210	33.5	Stop pumping
1200	14.83	50	10.51	0.328	0.76	5.46	211	28.0	
1205	14.83	75	10.05	0.322	0.76	5.46	212	28.6	Stop pumping
1220	14.83	100	8.07	0.344	3.86	5.48	220	43.6	Pull pump up 10' and resume
1225	14.86	100	7.78	0.341	4.16	5.51	220	25.1	
1230	14.85	100	7.28	0.304	4.49	5.54	219	12.5	
1235	14.85	100	7.21	0.289	3.72	5.61	218	6.0	Collect samples

Pump Type: Bladder pump

Analytical Parameters: VOCs, TAL Metals (field filtered and nonfiltered)

AECOM

WELL NO. MW-13

WELL SAMPLING FORM	PROJECT: Servall	PROJECT No.	SHEET 1 OF 1 SHEETS
LOCATION: Bayshore, NY		DATE WELL STARTED: 3/24/2015	DATE WELL COMPLETED: 3/24/2015
CLIENT: New York State Department of Environmental Conservation		NAME OF INSPECTOR: Bob Cunningham	
DRILLING COMPANY: -		SIGNATURE OF INSPECTOR:	

ONE WELL VOLUME : 13.15 gallons WELL TD: 95.78 ft PUMP INTAKE DEPTH: 93 ft

Time	Depth to Water (ft)	Purge Rate (mL/min)	FIELD MEASUREMENTS Temp. (°C)	Conduct. (µs/cm)	DO (mg/L)	pH	ORP	Turbidity (ntu)	REMARKS
1515	15.14								Static water level
1600	15.11	230	10.37	0.191	31.34	5.37	219	18.8	
1605	15.11	245	11.45	0.287	7.33	6.26	141	73	
1610	15.11	250	11.62	0.303	7.05	6.31	149	60	
1615	15.12	300	12.00	0.302	6.67	6.32	162	48	
1620	15.12	350	12.18	0.306	6.35	6.31	167	23	
1625	15.13	350	12.22	0.304	6.07	6.34	173	16	
1630	15.11	400	12.37	0.302	5.70	6.34	175	13	
1635	15.11	400	12.35	0.302	5.41	6.33	177	11	
1640	15.12	400	12.34	0.300	5.40	6.32	199	11	
1645	15.12	400	12.32	0.300	5.12	6.32	177	11	
1650	15.11	300	12.21	0.300	4.77	6.34	177	10	
1655	15.12	250	11.87	0.299	4.56	6.34	176	13	
1700	15.12	250	11.82	0.298	4.41	6.34	176	12	Collect samples

Pump Type: Bladder pump

Analytical Parameters: VOCs, TAL Metals (field filtered and nonfiltered)

AECOM

WELL NO. MW-14

WELL SAMPLING FORM	PROJECT: Servall	PROJECT No.	SHEET 1 OF 1 SHEETS
LOCATION: Bayshore, NY		DATE WELL STARTED: 3/25/2014	DATE WELL COMPLETED: 3/25/2014
CLIENT: New York State Department of Environmental Conservation		NAME OF INSPECTOR: Bob Cunningham	
DRILLING COMPANY: -		SIGNATURE OF INSPECTOR:	

ONE WELL VOLUME : 12.23 gallons WELL TD: 90.36 ft PUMP INTAKE DEPTH: 88 ft

Time	Depth to Water (ft)	Purge Rate (mL/min)	FIELD MEASUREMENTS Temp. (°C)	Conduct. (µs/cm)	DO (mg/L)	pH	ORP	Turbidity (ntu)	REMARKS
1000	15.39								Static water level
1005	15.38	250	10.18	0.492	10.44	5.82	287	310	
1010	15.38	250	11.51	0.515	7.30	6.03	132	107	
1015	15.38	250	11.59	0.524	6.64	6.15	128	65	
1020	15.38	250	11.64	0.540	5.40	6.18	125	57	
1025	15.38	250	11.66	0.549	4.59	6.30	119	63	
1030	15.39	250	11.68	0.556	4.06	6.31	118	52	
1035	15.38	250	11.71	0.561	3.82	6.30	122	39	
1040	15.38	250	11.69	0.564	3.22	6.28	119	37	
1045	15.38	250	11.68	0.568	2.78	6.32	117	30	
1050	15.38	250	11.69	0.572	2.44	6.33	116	23	
1055	15.38	250	11.75	0.574	2.19	6.35	114	19	
1100		250	11.78	0.576	1.98	6.34	113	16	Collect samples

Pump Type: Bladder pump

Analytical Parameters: VOCs, TAL Metals (field filtered and nonfiltered)

AECOM

WELL NO. MW-16

WELL SAMPLING FORM	PROJECT: Servall	PROJECT No.	SHEET 1 OF SHEETS 1
LOCATION: Bayshore, NY		DATE WELL STARTED: 3/24/2015	DATE WELL COMPLETED: 3/24/2015
CLIENT: New York State Department of Environmental Conservation		NAME OF INSPECTOR: John Ratti	
DRILLING COMPANY: -		SIGNATURE OF INSPECTOR:	

ONE WELL VOLUME : 13.35 gallons WELL TD: 93.00 ft PUMP INTAKE DEPTH: 88 ft

Time	Depth to Water (ft)	Purge Rate (mL/min)	FIELD MEASUREMENTS Temp. (°C)	Conduct. (µs/cm)	DO (mg/L)	pH	ORP	Turbidity (ntu)	REMARKS
1530	11.15								Static water level
1540	11.15	400	10.82	0.255	2.07	5.87	62	196	Very murky-
1545	11.15	400	10.94	0.340	1.57	5.87	52	132	Brown w/organic material?
1550	11.15	400	10.92	0.345	1.58	5.88	52	129	
1555	11.15	400	10.90	0.366	3.87	5.93	48	103	
1600	11.15	400	10.86	0.373	4.81	5.99	43	197.1	
1605	11.15	400	11.12	0.371	4.68	6.06	40	194.4	
1610	11.15	400	11.32	0.372	4.59	6.05	42	184.9	
1615	11.15	400	11.51	0.372	4.49	6.05	43	171.6	
1620	11.15	400	11.03	0.370	4.63	5.94	53	171.9	
1625	11.15	400	9.47	0.369	4.85	5.80	68	171.8	
1630	11.15	400	10.05	0.239	4.51	5.90	79	170.4	
1635	11.15	400	10.23	0.187	4.38	5.84	88	173.4	
1640	11.15	400	10.31	0.183	4.34	5.88	91	168.0	
1645	11.15	400	10.34	0.179	4.33	5.84	92	157.1	
1650	11.15	400	10.47	0.177	4.31	5.85	95	145.3	
1655	11.15	400	10.48	0.177	4.39	5.86	94	149.1	
1700	11.15	400	10.47	0.177	4.37	5.86	94	147.8	Begin sampling
1715									End sampling
							Note: filter clogged at 0.9 L in sample jar		

Pump Type: Bladder pump

Analytical Parameters: VOCs, TAL Metals (field filtered and nonfiltered)

AECOM

WELL NO. MW-23S

WELL SAMPLING FORM	PROJECT: Servall	PROJECT No.	SHEET 1 OF SHEETS 1
LOCATION: Bayshore, NY		DATE WELL STARTED: 3/25/2015	DATE WELL COMPLETED: 3/25/2015
CLIENT: New York State Department of Environmental Conservation		NAME OF INSPECTOR: John Ratti	
DRILLING COMPANY: -		SIGNATURE OF INSPECTOR:	

ONE WELL VOLUME : 10.20 gallons WELL TD: 68.00 ft PUMP INTAKE DEPTH: 63 ft

Time	Depth to Water (ft)	Purge Rate (mL/min)	FIELD MEASUREMENTS						REMARKS
			Temp. (°C)	Conduct. (µs/cm)	DO (mg/L)	pH	ORP	Turbidity (ntu)	
1050	5.45								Static water level
1100	5.45	300	10.72	0.325	7.59	5.89	210	2.3	Very clear water
1105	5.45	300	11.03	0.324	6.30	5.83	222	2.4	
1110	5.45	300	11.29	0.366	5.37	5.71	242	2.0	
1115	5.45	300	11.35	0.438	4.88	5.65	254	3.8	
1120	5.45	300	11.38	0.443	4.48	5.67	263	5.2	
1125	5.45	300	11.45	0.443	4.17	5.66	269	4.3	
1130	5.45	400	11.47	0.444	3.91	5.67	271	3.2	
1135	5.45	400	11.46	0.444	3.66	5.67	274	2.6	
1140	5.45	400	11.44	0.444	3.55	5.66	274	2.9	
1145	5.45	400	11.44	0.444	3.47	5.67	276	3.1	
1150	5.45	400	11.45	0.444	3.45	5.66	278	3.3	
1155	5.45	400	11.43	0.444	3.44	5.65	278	2.9	Begin sampling
1205									End sampling

Pump Type: Bladder pump

Analytical Parameters: VOCs, TAL Metals (field filtered and nonfiltered)

AECOM

WELL NO. MW-23D

WELL SAMPLING FORM	PROJECT: Servall	PROJECT No.	SHEET 1 OF SHEETS 1
LOCATION: Bayshore, NY		DATE WELL STARTED: 3/25/2015	DATE WELL COMPLETED: 3/25/2015
CLIENT: New York State Department of Environmental Conservation		NAME OF INSPECTOR: John Ratti	
DRILLING COMPANY: -		SIGNATURE OF INSPECTOR:	

ONE WELL VOLUME : 13.44 gallons WELL TD: 88.00 ft PUMP INTAKE DEPTH: 82 ft

Time	Depth to Water (ft)	Purge Rate (mL/min)	FIELD MEASUREMENTS						REMARKS
			Temp. (°C)	Conduct. (µs/cm)	DO (mg/L)	pH	ORP	Turbidity (ntu)	
0940	5.61	500	9.87	0.218	7.99	6.27	243	7.3	Clear water
0945	5.61	500	10.10	0.219	7.81	6.15	244	5.6	
0950	5.61	500	10.19	0.220	7.67	6.16	246	5.5	
0955	5.81	500	10.52	0.221	7.28	6.00	246	4.3	
1000	5.73	400	10.80	0.221	6.59	5.95	249	7.3	
1005	5.77	400	10.82	0.221	6.30	6.00	252	7.3	
1010	5.75	400	10.91	0.223	6.06	5.96	254	18.9	
1015	5.75	400	11.09	0.228	5.46	5.93	257	23.6	
1020	5.75	400	11.09	0.229	5.43	5.93	258	22.8	
1025	5.75	400	11.09	0.229	5.41	5.91	257	20.9	
1030	5.75	400	11.08	0.229	5.40	5.89	257	21.2	
1035	5.75	400	11.09	0.229	5.39	5.90	258	21.4	
1040	5.75	400	11.08	0.229	5.38	5.91	257	20.9	Begin sampling
1045									End sampling

Pump Type: Bladder pump

Analytical Parameters: VOCs, TAL Metals (field filtered and nonfiltered)

Appendix C

Laboratory Data Summary Packages (Form 1s)

Hampton-Clarke
Analytical & Field Services

175 ROUTE 46 WEST, UNIT D · FAIRFIELD, NJ 07004
2 MADISON ROAD, FAIRFIELD, NJ 07004
800-426-9992 · 973-244-9770
FAX: 973-244-9787
WWW.HCVLAB.COM

Project: ServAll

Client PO: 42420

Report To: AECOM
100 Red School House Rd.
Suite B-1
Chestnut Ridge, NY 10977

Attn: Paul Kareth

Received Date: 3/25/2015

Report Date: 4/13/2015

Deliverables: NYDOH-CatA

Lab ID: AC83924

Lab Project No: 5032519

This report is a true report of results obtained from our tests of this material. The report relates only to those samples received and analyzed by the laboratory. All results meet the requirements of the NELAC Institute standards. Laboratory reports may not be reproduced, except in full, without the written approval of the laboratory.

In lieu of a formal contract document, the total aggregate liability of Hampton-Clarke to all parties shall not exceed Hampton-Clarke's total fee for analytical services rendered.

Robin Cousineau - Quality Assurance Director OR **Jean Revolus - Laboratory Director**

NJ (07071) NY (ELAP11408) CT (PH-0671)
PA (68-00463) KY (90124)

Hampton-Clarke
Analytical & Field Services

THIS CATEGORY "A" REPORT
IS NUMBERED FROM
1 to 96

HC Case Narrative

Client: AECOM-CRNY
Project: ServAll

HC Project: 5032519

Hampton-Clarke (HC) received the following samples on 3/25/15:

Client ID	HC Sample ID	Matrix	Analysis
SL-MW-5 U	AC83924-001	Aqueous	VO (8260C), Metals (6010C/6020A), Mercury (7470A)
SL-MW-5 F	AC83924-002	Aqueous	Metals (6010C/6020A), Mercury (7470A)
SL-MW-14 U	AC83924-003	Aqueous	VO (8260C), Metals (6010C/6020A), Mercury (7470A)
SL-MW-14 F	AC83924-004	Aqueous	Metals (6010C/6020A), Mercury (7470A)
SL-MW-16 U	AC83924-005	Aqueous	VO (8260C), Metals (6010C/6020A), Mercury (7470A)
SL-MW-16 F	AC83924-006	Aqueous	Metals (6010C/6020A), Mercury (7470A)
SL-MW-13 U	AC83924-007	Aqueous	VO (8260C), Metals (6010C/6020A), Mercury (7470A)
SL-MW-13 F	AC83924-008	Aqueous	Metals (6010C/6020A), Mercury (7470A)
SL-MW-23S U	AC83924-009	Aqueous	VO (8260C), Metals (6010C/6020A), Mercury (7470A)
SL-MW-23S F	AC83924-010	Aqueous	Metals (6010C/6020A), Mercury (7470A)
SL-MW-23D U	AC83924-011	Aqueous	VO (8260C), Metals (6010C/6020A), Mercury (7470A)
SL-MW-23D F	AC83924-012	Aqueous	Metals (6010C/6020A), Mercury (7470A)
SL-TB-2	AC83924-013	Aqueous	VO (8260C)

This case narrative is in the form of an exception report. Method specific and/or QA/QC anomalies related to this report only are detailed below.

Volatile Organic Analysis:

The Method Blank Spike for batches MBS43092, MBS43102, and MBS43140 had recoveries outside QC limits. Please refer to the applicable Form 3 for the recoveries.

The Matrix Spike and/or Matrix Spike Duplicate for batch MBS43140 had recoveries outside QC limits. Please refer to the applicable Form 3 for the recoveries.

2-Chloroethylvinylether did not recover in the Matrix Spike and Matrix Spike Duplicate in batch MBS43140 due to acid preservation of sample. 2-Chloroethylvinylether readily decomposes under acidic conditions. The recovery of 2-Chloroethylvinylether is within QC limits in the Laboratory Control Sample. Please refer to the applicable Form 3 for the recoveries.

Metals Analysis:

The Matrix Spike and/or Matrix Spike Duplicate for batches 42377 and 42376 had recoveries outside QC limits. Please refer to the applicable Form 5/7 for the recoveries.

The serial dilution for batches 42377 and 42376 is outside QC limits for one or more analytes. Please refer to the applicable Form 6/9 for the recoveries.

The MS/MSD RPD had recoveries outside QC limits in batch 42376. Please refer to the applicable Form 6/9 for the recoveries.

I certify that this data package is in compliance with the terms and conditions of the contract, both technically and for completeness, for other than the conditions detailed above. Release of the data contained in this hardcopy data package and in the computer-readable data has been authorized by the Laboratory Manager or his designee, as verified by the following signature.

Robin Cousineau Quality Assurance Director	Or	Jean Revolus Laboratory Director	4/14/2015 Date

5032519 0003

Hampton-Clarke, Inc. (WBE/DBE/SBE)

175 Route 46 West and 2 Madison Road, Fairfield, New Jersey 07004
Ph: 800-426-9992 | 973-244-9770 Fax: 973-244-9787 | 973-439-1458
Service Center: 137-D Gaither Drive, Mount Laurel, New Jersey 08054
Ph (Service Center): 856-780-6057 Fax: 856-780-6056

Hampton-Clarke WBE/DBE/SBE 800-426-9992

A Women-Owned, Disadvantaged, Small Business Enterprise

NELAC/NJ #07071 | PA #68-00463 | NY #11408 | CT #PH-0671 | KY #90124 | DE HSCA Approved

CHAIN OF CUSTODY RECORD

Project # (Lab Use Only): 5032519

Page 1 of 1

3) Reporting Requirements (Please Circle)

Turnaround	Report Type	Electronic Deliv.
When Available:	Data Summary	Hazsite/CSV
1 Business Day (100%)*	Results + QC (Waste)	EnviroData
2 Business Days (75%)*	NJ Reduced	Excel - NJ Regulatory
3 Business Days (50%)*	NY Reduced	Excel - NY Regulatory
4 Business Days (35%)*	PA Reduced	Excel - PA Regulatory
5 Business Days (25%)	Full / Category B	EQuIS (specify below):
10 Business Days (Stand.)	Category A	4-File/EZ/NYS/Reg. 2 or 5
Other: Standard	Electronic (PDF)	Other:

* Expedited TAT Not Always Available. Please Check with Lab.

Customer Information

1a) Customer: AECOM
Address: 100 Red School House Rd, STE B-2
Chestnut Ridge, NY 10977-6715
1b) Email/Cell/Fax/Ph: (845) 425-4980 x713
1c) Send Invoice to: Paul.Kareth@aecom.com
1d) Send Report to: Paul.Kareth@aecom.com

Project Information

2a) Project: D004445-14-1 Multi O: Serval
2b) Project Mgr: Paul Kareth
2c) Project Location (City/State): Bay Shore, NY
2d) Quote/PO # (If Applicable):

FOR LAB USE ONLY ↓

Batch # AC83924

===> Check If Contingent ===>

Matrix Codes
DW - Drinking Water, S - Soil, A - Air
GW - Ground Water, SL - Sludge
WW - Waste Water, OL - Oil
OT - Other (please specify under item 9, Comments)

7) Analysis (specify methods & parameter lists) <=== Check If Contingent <===

8) # of Bottles

Lab Sample #	4) Customer Sample ID	5) Matrix	6) Sample Date	6) Sample Time	Composite (C)	Grab (G)	TCL VOC's	TAL Metals	None	MeOH	En Core	NaOH	HCl	H2SO4	HNO3	Other:	9) Comments
-001/002	SL-MW-5	GW	3/24/15	1430		X	X	X				3	X	2	X		1 Filtered, 1 unfiltered
-003/004	SL-MW-14		3/25/15	1100		X	X	X				3	X	2	X		
-005/006	SL-MW-16		3/24/15	1700		X	X	X				3	X	2	X		
-007/008	SL-MW-13		3/24/15	1700		X	X	X				3	X	2	X		
-009/010	SL-MW-23S		3/25/15	1155		X	X	X				3	X	2	X		
-011/012	SL-MW-23D		3/25/15	1040		X	X	X				3	X	2	X		
-013	SL-TB-2					X	X					3	X				

10) Relinquished by:	Accepted by:	Date	Time
[signature]	[signature]	3/25/15	1345
[signature]	[signature]	3/25/15	1620

Additional Notes

Comments, Notes, Special Requirements, HAZARDS

Indicate if low-level methods required to meet current groundwater standards (SPLP for soil):
- [ ] BN or BNA (8270D SIM)
- [ ] VOC (8260C SIM or 8011)
- [ ] SPLP (BN, BNA, Metals)

Check if applicable:
- [ ] Project-Specific Reporting Limits
- [ ] High Contaminant Concentrations
- [ ] NJ LSRP Project (also check boxes above/right)

For NNJ LSRP projects, indicate which standards need to be met:
- [ ] NJDEP GWQS
- [ ] NJDEP SRS
- [ ] NJDEP SPLP
- [ ] Other (specify):

Cooler Temperature: 2.5

11) Sampler (print name): Date:

Please note NUMBERED items. If not completed your analytical work may be delayed.
A fee of $5/sample will be assessed for storage should sample not be activated for any analysis.

PROJECT MODIFICATIONS

Client: AECOM-CRNY
Project: ServAll

HC Project #: 5032519

---

kristen192.168.1.142
4/3/2015 1:47:55 PM

Per Paul Kareth, project name is ServAll - 4/3/15 Kds

---

kristen192.168.1.142
4/7/2015 8:23:06 AM

Per Paul Kareth 4/6 PO#: 42420 - 4/7/15 Kds

CONDITION UPON RECEIPT

Batch Number AC83924

Entered By: Frantz
Date Entered 3/25/2015 4:46:00 PM

1	Yes	Is there a corresponding COC included with the samples?
2	Yes	Are the samples in a container such as a cooler or Ice chest?
3	NO	Are the COC seals intact?
4	Yes	Please specify the Temperature inside the container (in degC) 2.5
5	Yes	Are the samples refrigerated (where required)/have they arrived on ice?
6	Yes	Are the samples within the holding times for the parameters listed on the COC? IF no, list parameters and samples:
7	Yes	Are all of the sample bottles intact? If no, specify sample numbers broken/leaking
8	Yes	Are all of the sample labels or numbers legible? If no specify:
9	Yes	Do the contents match the COC? If no, specify
10	Yes	Is there enough sample sent for the analyses listed on the COC? If no, specify:
11	Yes	Are samples preserved correctly?
12	Yes	Was temperature blank present (Place comment below if not)? If not was temperature of samples verified?
13	YES	Other comments ...Specify TB DATE 3/20
14	NA	Corrective actions (Specify item number and corrective action taken).

PRESERVATION DOCUMENT

Batch Number AC83924

Entered By: Frantz
Date Entered 3/25/2015 4:47:00 PM

Lab#:	Container Siz	Container Typ	Parameter	Preservative	PH
AC83924-001	40ML	G	VO	HCL	1
AC83924-001	1L	P	METALS	HNO3	1
AC83924-002	1L	P	FF METALS	HNO3	1
AC83924-002	NA	NA	NA	NA	NA
AC83924-003	40ML	G	VO	HCL	1
AC83924-003	1L	P	METALS	HNO3	1
AC83924-004	1L	P	FF METALS	HNO3	1
AC83924-004	NA	NA	NA	NA	NA
AC83924-005	40ML	G	VO	HCL	1
AC83924-005	1L	P	METALS	HNO3	1
AC83924-006	1L	P	FF METALS	HNO3	1
AC83924-006	NA	NA	NA	NA	NA
AC83924-007	40ML	G	VO	HCL	1
AC83924-007	1L	P	METALS	HNO3	1
AC83924-008	1L	P	FF METALS	HNO3	1
AC83924-008	NA	NA	NA	NA	NA
AC83924-009	40ML	G	VO	HCL	1
AC83924-009	1L	P	METALS	HNO3	1
AC83924-010	1L	P	FF METALS	HNO3	1
AC83924-010	NA	NA	NA	NA	NA
AC83924-011	40ML	G	VO	HCL	1
AC83924-011	1L	P	METALS	HNO3	1
AC83924-012	1L	P	FF METALS	HNO3	1
AC83924-012	NA	NA	NA	NA	NA
AC83924-013	40ML	G	VO	HCL	1
AC83924-013	NA	NA	NA	NA	NA

Internal Chain of Custody

Lab#:	DateTime:	Loc or User	Bot Nu	A/M	Analysis
AC83924-001	03/25/15 16:20	FRAN	0	M	Received
AC83924-001	03/25/15 16:45	FRAN	0	M	Login
AC83924-001	03/26/15 10:13	AM	1	A	tdwi/hg
AC83924-001	03/26/15 10:14	R12	1	A	NONE
AC83924-001	03/26/15 08:09	R31	2	A	NONE
AC83924-001	03/26/15 08:09	R31	3	A	NONE
AC83924-001	03/31/15 18:36	WP	3	A	VOA
AC83924-001	04/01/15 09:16	R31	3	A	NONE
AC83924-001	04/01/15 15:11	SG	3	A	VOA
AC83924-001	03/26/15 08:09	R31	4	A	NONE
AC83924-002	03/25/15 16:20	FRAN	0	M	Received
AC83924-002	03/25/15 16:45	FRAN	0	M	Login
AC83924-002	03/27/15 07:56	RAMO	1	A	hg
AC83924-002	03/27/15 07:57	RAMO	1	A	r12
AC83924-003	03/25/15 16:20	FRAN	0	M	Received
AC83924-003	03/25/15 16:45	FRAN	0	M	Login
AC83924-003	03/26/15 08:09	R31	1	A	NONE
AC83924-003	03/26/15 08:09	R31	2	A	NONE
AC83924-003	03/26/15 08:09	R31	3	A	NONE
AC83924-003	03/31/15 18:36	WP	3	A	VOA
AC83924-003	04/01/15 09:16	R31	3	A	NONE
AC83924-003	04/01/15 15:11	SG	3	A	VOA
AC83924-003	03/26/15 10:13	AM	4	A	tdwi/hg
AC83924-003	03/26/15 10:14	R12	4	A	NONE
AC83924-004	03/25/15 16:20	FRAN	0	M	Received
AC83924-004	03/25/15 16:45	FRAN	0	M	Login
AC83924-004	03/27/15 07:56	RAMO	1	A	hg
AC83924-004	03/27/15 07:57	RAMO	1	A	r12
AC83924-005	03/25/15 16:20	FRAN	0	M	Received
AC83924-005	03/25/15 16:45	FRAN	0	M	Login
AC83924-005	03/26/15 08:09	R31	1	A	NONE
AC83924-005	03/26/15 08:09	R31	2	A	NONE
AC83924-005	04/02/15 12:54	SG	2	A	VOA
AC83924-005	03/26/15 08:09	R31	3	A	NONE
AC83924-005	03/31/15 18:36	WP	3	A	VOA
AC83924-005	04/01/15 09:16	R31	3	A	NONE
AC83924-005	04/01/15 15:11	SG	3	A	VOA
AC83924-005	03/26/15 10:13	AM	4	A	tdwi/hg
AC83924-005	03/26/15 10:14	R12	4	A	NONE
AC83924-006	03/25/15 16:20	FRAN	0	M	Received
AC83924-006	03/25/15 16:45	FRAN	0	M	Login
AC83924-006	03/27/15 07:56	RAMO	1	A	hg
AC83924-006	03/27/15 07:57	RAMO	1	A	r12
AC83924-007	03/25/15 16:20	FRAN	0	M	Received
AC83924-007	03/25/15 16:45	FRAN	0	M	Login
AC83924-007	03/26/15 08:09	R31	1	A	NONE
AC83924-007	03/26/15 08:09	R31	2	A	NONE
AC83924-007	03/26/15 08:09	R31	3	A	NONE
AC83924-007	03/31/15 18:36	WP	3	A	VOA
AC83924-007	04/01/15 09:16	R31	3	A	NONE
AC83924-007	04/01/15 15:11	SG	3	A	VOA
AC83924-007	03/26/15 10:13	AM	4	A	tdwi/hg
AC83924-007	03/26/15 10:14	R12	4	A	NONE
AC83924-008	03/25/15 16:20	FRAN	0	M	Received
AC83924-008	03/25/15 16:45	FRAN	0	M	Login
AC83924-008	03/27/15 07:56	RAMO	1	A	hg
AC83924-008	03/27/15 07:57	RAMO	1	A	r12
AC83924-009	03/25/15 16:20	FRAN	0	M	Received
AC83924-009	03/25/15 16:45	FRAN	0	M	Login
AC83924-009	03/26/15 08:09	R31	1	A	NONE
AC83924-009	03/26/15 08:09	R31	2	A	NONE
AC83924-009	03/26/15 08:09	R31	3	A	NONE
AC83924-009	03/31/15 18:36	WP	3	A	VOA
AC83924-009	04/01/15 09:16	R31	3	A	NONE
AC83924-009	04/01/15 15:11	SG	3	A	VOA
AC83924-009	03/26/15 10:13	AM	4	A	tdwi/hg
AC83924-009	03/26/15 10:14	R12	4	A	NONE
AC83924-010	03/25/15 16:20	FRAN	0	M	Received
AC83924-010	03/25/15 16:45	FRAN	0	M	Login
AC83924-010	03/27/15 07:56	RAMO	1	A	hg
AC83924-010	03/27/15 07:57	RAMO	1	A	r12
AC83924-011	03/25/15 16:20	FRAN	0	M	Received
AC83924-011	03/25/15 16:45	FRAN	0	M	Login
AC83924-011	03/26/15 08:09	R31	1	A	NONE
AC83924-011	03/26/15 08:09	R31	2	A	NONE
AC83924-011	03/26/15 08:09	R31	3	A	NONE
AC83924-011	03/31/15 18:36	WP	3	A	VOA
AC83924-011	04/01/15 09:16	R31	3	A	NONE
AC83924-011	04/01/15 15:11	SG	3	A	VOA
AC83924-011	03/26/15 10:13	AM	4	A	tdwi/hg
AC83924-011	03/26/15 10:14	R12	4	A	NONE
AC83924-012	03/25/15 16:20	FRAN	0	M	Received
AC83924-012	03/25/15 16:45	FRAN	0	M	Login
AC83924-012	03/27/15 07:56	RAMO	1	A	hg
AC83924-012	03/27/15 07:57	RAMO	1	A	r12
AC83924-013	03/25/15 16:20	FRAN	0	M	Received
AC83924-013	03/25/15 16:45	FRAN	0	M	Login
AC83924-013	03/26/15 08:09	R31	1	A	NONE
AC83924-013	03/26/15 08:09	R31	2	A	NONE
AC83924-013	03/26/15 08:09	R31	3	A	NONE
AC83924-013	03/31/15 18:36	WP	3	A	VOA
AC83924-013	04/01/15 09:16	R31	3	A	NONE
AC83924-013	04/01/15 15:11	SG	3	A	VOA

Samples marked as received are stored in coolers or refrigerator R12, or R24 at 4 deg C until Login

Laboratory Chronicle

Client: AECOM
Project: ServAll

HC Project #: 5032519

Lab#: AC83924-001 **Sample ID: SL-MW-5 U**

Test Code	Prep Method	Prep Date	By	Analytical Method	Analysis Date	By
Mercury (Water) 7470A	EPA 7470A	03/26/15	AADEWUSI	EPA 7470A	4/2/15 12:25	CJA
TAL Metals 6010	3005&10/3050	03/26/15	AADEWUSI	EPA 6010C	4/1/15 13:15	SRB
TAL Metals 6010	3005&10/3050	03/26/15	AADEWUSI	EPA 6010C	4/1/15 21:20	SRB
TAL Metals 6010	3005&10/3050	03/26/15	AADEWUSI	EPA 6010C	4/2/15 15:55	SRB
TAL Metals 6020	3005&10/3050	03/26/15	AADEWUSI	EPA 6020A	4/2/15 04:58	PC
Volatile Organics + 10 (8260)	EPA5030/5035			EPA 8260C	4/2/15 02:49	SG

Lab#: AC83924-002 **Sample ID: SL-MW-5 F**

Test Code	Prep Method	Prep Date	By	Analytical Method	Analysis Date	By
Mercury (Water) 7470A	EPA 7470A	03/27/15	Ramos	EPA 7470A	3/27/15 17:19	CJA
TAL Metals 6010	3005&10/3050	03/27/15	snezana	EPA 6010C	4/2/15 20:54	OA
TAL Metals 6010	3005&10/3050	03/27/15	snezana	EPA 6010C	4/3/15 01:22	OA
TAL Metals 6020	3005&10/3050	03/27/15	snezana	EPA 6020A	4/2/15 09:57	PC

Lab#: AC83924-003 **Sample ID: SL-MW-14 U**

Test Code	Prep Method	Prep Date	By	Analytical Method	Analysis Date	By
Mercury (Water) 7470A	EPA 7470A	03/26/15	AADEWUSI	EPA 7470A	4/2/15 12:26	CJA
TAL Metals 6010	3005&10/3050	03/26/15	AADEWUSI	EPA 6010C	4/1/15 13:18	SRB
TAL Metals 6010	3005&10/3050	03/26/15	AADEWUSI	EPA 6010C	4/1/15 21:23	SRB
TAL Metals 6010	3005&10/3050	03/26/15	AADEWUSI	EPA 6010C	4/2/15 15:58	SRB
TAL Metals 6020	3005&10/3050	03/26/15	AADEWUSI	EPA 6020A	4/2/15 05:27	PC
Volatile Organics + 10 (8260)	EPA5030/5035			EPA 8260C	4/2/15 03:14	SG

Lab#: AC83924-004 **Sample ID: SL-MW-14 F**

Test Code	Prep Method	Prep Date	By	Analytical Method	Analysis Date	By
Mercury (Water) 7470A	EPA 7470A	03/27/15	Ramos	EPA 7470A	3/27/15 17:21	CJA
TAL Metals 6010	3005&10/3050	03/27/15	snezana	EPA 6010C	4/2/15 20:58	OA
TAL Metals 6010	3005&10/3050	03/27/15	snezana	EPA 6010C	4/3/15 01:25	OA
TAL Metals 6020	3005&10/3050	03/27/15	snezana	EPA 6020A	4/2/15 10:27	PC

Laboratory Chronicle

Client: AECOM
Project: ServAll

HC Project #: 5032519

Lab#: AC83924-005 **Sample ID: SL-MW-16 U**

Test Code	Prep Method	Prep Date	By	Analytical Method	Analysis Date	By
Mercury (Water) 7470A	EPA 7470A	03/26/15	AADEWUSI	EPA 7470A	4/2/15 12:27	CJA
TAL Metals 6010	3005&10/3050	03/26/15	AADEWUSI	EPA 6010C	4/1/15 13:21	SRB
TAL Metals 6010	3005&10/3050	03/26/15	AADEWUSI	EPA 6010C	4/1/15 21:26	SRB
TAL Metals 6010	3005&10/3050	03/26/15	AADEWUSI	EPA 6010C	4/2/15 16:02	SRB
TAL Metals 6020	3005&10/3050	03/26/15	AADEWUSI	EPA 6020A	4/2/15 05:33	PC
Volatile Organics + 10 (8260)	EPA5030/5035			EPA 8260C	4/2/15 14:07	SG

Lab#: AC83924-006 **Sample ID: SL-MW-16 F**

Test Code	Prep Method	Prep Date	By	Analytical Method	Analysis Date	By
Mercury (Water) 7470A	EPA 7470A	03/27/15	Ramos	EPA 7470A	3/27/15 17:22	CJA
TAL Metals 6010	3005&10/3050	03/27/15	snezana	EPA 6010C	4/2/15 21:01	OA
TAL Metals 6010	3005&10/3050	03/27/15	snezana	EPA 6010C	4/3/15 01:29	OA
TAL Metals 6020	3005&10/3050	03/27/15	snezana	EPA 6020A	4/2/15 10:33	PC

Lab#: AC83924-007 **Sample ID: SL-MW-13 U**

Test Code	Prep Method	Prep Date	By	Analytical Method	Analysis Date	By
Mercury (Water) 7470A	EPA 7470A	03/26/15	AADEWUSI	EPA 7470A	4/2/15 12:32	CJA
TAL Metals 6010	3005&10/3050	03/26/15	AADEWUSI	EPA 6010C	4/1/15 13:25	SRB
TAL Metals 6010	3005&10/3050	03/26/15	AADEWUSI	EPA 6010C	4/1/15 21:29	SRB
TAL Metals 6010	3005&10/3050	03/26/15	AADEWUSI	EPA 6010C	4/2/15 16:05	SRB
TAL Metals 6020	3005&10/3050	03/26/15	AADEWUSI	EPA 6020A	4/2/15 05:39	PC
Volatile Organics + 10 (8260)	EPA5030/5035			EPA 8260C	4/2/15 03:39	SG

Lab#: AC83924-008 **Sample ID: SL-MW-13 F**

Test Code	Prep Method	Prep Date	By	Analytical Method	Analysis Date	By
Mercury (Water) 7470A	EPA 7470A	03/27/15	Ramos	EPA 7470A	3/27/15 17:24	CJA
TAL Metals 6010	3005&10/3050	03/27/15	snezana	EPA 6010C	4/2/15 21:04	OA
TAL Metals 6010	3005&10/3050	03/27/15	snezana	EPA 6010C	4/3/15 01:32	OA
TAL Metals 6020	3005&10/3050	03/27/15	snezana	EPA 6020A	4/2/15 10:39	PC

Laboratory Chronicle

Client: AECOM
Project: ServAll

HC Project #: 5032519

Lab#: AC83924-009 **Sample ID: SL-MW-23S U**

Test Code	Prep Method	Prep Date	By	Analytical Method	Analysis Date	By
Mercury (Water) 7470A	EPA 7470A	03/26/15	AADEWUSI	EPA 7470A	4/2/15 12:34	CJA
TAL Metals 6010	3005&10/3050	03/26/15	AADEWUSI	EPA 6010C	4/1/15 13:28	SRB
TAL Metals 6010	3005&10/3050	03/26/15	AADEWUSI	EPA 6010C	4/1/15 21:32	SRB
TAL Metals 6010	3005&10/3050	03/26/15	AADEWUSI	EPA 6010C	4/2/15 16:08	SRB
TAL Metals 6020	3005&10/3050	03/26/15	AADEWUSI	EPA 6020A	4/2/15 05:45	PC
Volatile Organics + 10 (8260)	EPA5030/5035			EPA 8260C	4/2/15 04:03	SG

Lab#: AC83924-010 **Sample ID: SL-MW-23S F**

Test Code	Prep Method	Prep Date	By	Analytical Method	Analysis Date	By
Mercury (Water) 7470A	EPA 7470A	03/27/15	Ramos	EPA 7470A	3/27/15 17:25	CJA
TAL Metals 6010	3005&10/3050	03/27/15	snezana	EPA 6010C	4/2/15 21:08	OA
TAL Metals 6010	3005&10/3050	03/27/15	snezana	EPA 6010C	4/3/15 01:35	OA
TAL Metals 6020	3005&10/3050	03/27/15	snezana	EPA 6020A	4/2/15 10:45	PC

Lab#: AC83924-011 **Sample ID: SL-MW-23D U**

Test Code	Prep Method	Prep Date	By	Analytical Method	Analysis Date	By
Mercury (Water) 7470A	EPA 7470A	03/26/15	AADEWUSI	EPA 7470A	4/2/15 12:35	CJA
TAL Metals 6010	3005&10/3050	03/26/15	AADEWUSI	EPA 6010C	4/1/15 21:36	SRB
TAL Metals 6010	3005&10/3050	03/26/15	AADEWUSI	EPA 6010C	4/2/15 16:12	SRB
TAL Metals 6010	3005&10/3050	03/26/15	AADEWUSI	EPA 6010C	4/1/15 13:31	SRB
TAL Metals 6020	3005&10/3050	03/26/15	AADEWUSI	EPA 6020A	4/2/15 05:51	PC
Volatile Organics + 10 (8260)	EPA5030/5035			EPA 8260C	4/2/15 04:28	SG

Lab#: AC83924-012 **Sample ID: SL-MW-23D F**

Test Code	Prep Method	Prep Date	By	Analytical Method	Analysis Date	By
Mercury (Water) 7470A	EPA 7470A	03/27/15	Ramos	EPA 7470A	3/27/15 17:29	CJA
TAL Metals 6010	3005&10/3050	03/27/15	snezana	EPA 6010C	4/2/15 21:11	OA
TAL Metals 6010	3005&10/3050	03/27/15	snezana	EPA 6010C	4/3/15 01:38	OA
TAL Metals 6020	3005&10/3050	03/27/15	snezana	EPA 6020A	4/2/15 10:51	PC

Laboratory Chronicle

Client: AECOM

Project: ServAll

HC Project #: 5032519

Lab#: AC83924-013 **Sample ID: SL-TB-2**

Test Code	Prep Method	Prep Date	By	Analytical Method	Analysis Date	By
Volatile Organics + 10 (8260)	EPA5030/5035			EPA 8260C	4/2/15 00:21	SG

HC Reporting Limit Definitions/Data Qualifiers

REPORTING DEFINITIONS

DF = Dilution Factor

MDL = Method Detection Limit

RL* = Reporting Limit

ND = Not Detected

RT = Retention Time

NA = Not Applicable

**Samples with elevated Reporting Limits (RLs) as a result of a dilution may not achieve client reporting limits in some cases. The elevated RLs are unavoidable consequences of sample dilution required to quantitate target analytes that exceed the calibration range of the instrument.*

DATA QUALIFIERS

B- Indicates analyte was present in the Method Blank and sample.

d- For Pesticide and PCB analysis, the concentration between primary and secondary columns is greater than 40%. The lower concentration is generally reported.

E- Indicates the concentration exceeded the upper calibration range of the instrument.

J- Indicates the value is estimated because it is either a Tentatively Identified Compound (TIC) or the reported concentration is greater than the MDL but less than the RL. For samples results between the MDL and RL there is a possibility of false positives or misidentification at the quantitation levels. Additionally, the acceptance criteria for QC samples may not be met.

HC Report of Analysis

Client: AECOM
Project: ServAll

HC Project #: 5032519

Sample ID: SL-MW-5 U
Lab#: AC83924-001
Matrix: Aqueous

Collection Date: 3/24/2015
Receipt Date: 3/25/2015

Mercury (Water) 7470A

Analyte	DF	Units	RL	Result
Mercury	1	ug/l	0.70	ND

TAL Metals 6010

Analyte	DF	Units	RL	Result
Aluminum	1	ug/l	200	ND
Barium	1	ug/l	50	ND
Calcium	**1**	**ug/l**	**5000**	**19000**
Chromium	1	ug/l	50	ND
Copper	1	ug/l	50	ND
Iron	1	ug/l	300	ND
Magnesium	1	ug/l	5000	ND
Manganese	**1**	**ug/l**	**40**	**820**
Nickel	1	ug/l	50	ND
Potassium	1	ug/l	5000	ND
Silver	1	ug/l	20	ND
Sodium	**1**	**ug/l**	**5000**	**18000**
Vanadium	1	ug/l	50	ND
Zinc	1	ug/l	50	ND

TAL Metals 6020

Analyte	DF	Units	RL	Result
Antimony	1	ug/l	3.0	ND
Arsenic	1	ug/l	2.0	ND
Beryllium	1	ug/l	1.0	ND
Cadmium	1	ug/l	2.0	ND
Cobalt	**1**	**ug/l**	**2.0**	**4.7**
Lead	1	ug/l	3.0	ND
Selenium	1	ug/l	10	ND
Thallium	1	ug/l	2.0	ND

Volatile Organics + 10 (8260)

Analyte	DF	Units	RL	Result
1,1,1-Trichloroethane	1	ug/l	1.0	ND
1,1,2,2-Tetrachloroethane	1	ug/l	1.0	ND
1,1,2-Trichloro-1,2,2-trifluoroethane	1	ug/l	1.0	ND
1,1,2-Trichloroethane	1	ug/l	1.0	ND
1,1-Dichloroethane	1	ug/l	1.0	ND
1,1-Dichloroethene	1	ug/l	1.0	ND
1,2,3-Trichlorobenzene	1	ug/l	1.0	ND
1,2,4-Trichlorobenzene	1	ug/l	1.0	ND
1,2-Dibromo-3-chloropropane	1	ug/l	1.0	ND
1,2-Dibromoethane	1	ug/l	1.0	ND
1,2-Dichlorobenzene	1	ug/l	1.0	ND
1,2-Dichloroethane	1	ug/l	0.50	ND
1,2-Dichloropropane	1	ug/l	1.0	ND
1,3-Dichlorobenzene	1	ug/l	1.0	ND
1,4-Dichlorobenzene	1	ug/l	1.0	ND
1,4-Dioxane	1	ug/l	50	ND

Sample ID: SL-MW-5 U
Lab#: AC83924-001
Matrix: Aqueous

Collection Date: 3/24/2015
Receipt Date: 3/25/2015

2-Butanone	1	ug/l	1.0	ND
2-Hexanone	1	ug/l	1.0	ND
4-Methyl-2-pentanone	1	ug/l	1.0	ND
Acetone	1	ug/l	5.0	ND
Benzene	1	ug/l	0.50	ND
Bromochloromethane	1	ug/l	1.0	ND
Bromodichloromethane	1	ug/l	1.0	ND
Bromoform	1	ug/l	1.0	ND
Bromomethane	1	ug/l	1.0	ND
Carbon disulfide	1	ug/l	1.0	ND
Carbon tetrachloride	1	ug/l	1.0	ND
Chlorobenzene	1	ug/l	1.0	ND
Chloroethane	1	ug/l	1.0	ND
Chloroform	1	ug/l	1.0	ND
Chloromethane	1	ug/l	1.0	ND
cis-1,2-Dichloroethene	1	ug/l	1.0	ND
cis-1,3-Dichloropropene	1	ug/l	1.0	ND
Cyclohexane	1	ug/l	1.0	ND
Dibromochloromethane	1	ug/l	1.0	ND
Dichlorodifluoromethane	1	ug/l	1.0	ND
Ethylbenzene	1	ug/l	1.0	ND
Isopropylbenzene	1	ug/l	1.0	ND
m&p-Xylenes	1	ug/l	1.0	ND
Methyl Acetate	1	ug/l	1.0	ND
Methylcyclohexane	1	ug/l	1.0	ND
Methylene chloride	1	ug/l	1.0	ND
Methyl-t-butyl ether	1	ug/l	0.50	ND
o-Xylene	1	ug/l	1.0	ND
Styrene	1	ug/l	1.0	ND
Tetrachloroethene	1	ug/l	1.0	ND
Toluene	1	ug/l	1.0	ND
trans-1,2-Dichloroethene	1	ug/l	1.0	ND
trans-1,3-Dichloropropene	1	ug/l	1.0	ND
Trichloroethene	1	ug/l	1.0	ND
Trichlorofluoromethane	1	ug/l	1.0	ND
Vinyl chloride	1	ug/l	1.0	ND
Xylenes (Total)	1	ug/l	1.0	ND

Volatile Organics + 10 (8260) Library Searches

Analyte	DF	Units	RT	Result
No Unknown Compounds Detected	1	ug/l	NA	ND
TotalVolatileTic	1	ug/l	NA	ND

Sample ID: SL-MW-5 F
Lab#: AC83924-002
Matrix: Aqueous

Collection Date: 3/24/2015
Receipt Date: 3/25/2015

Mercury (Water) 7470A

Analyte	DF	Units	RL	Result
Mercury	1	ug/l	0.70	ND

TAL Metals 6010

Analyte	DF	Units	RL	Result
Aluminum	1	ug/l	200	ND
Barium	1	ug/l	50	ND
Calcium	**1**	**ug/l**	**5000**	**19000**
Chromium	1	ug/l	50	ND
Copper	1	ug/l	50	ND
Iron	1	ug/l	300	ND
Magnesium	1	ug/l	5000	ND
Manganese	**1**	**ug/l**	**40**	**850**
Nickel	1	ug/l	50	ND
Potassium	1	ug/l	5000	ND
Silver	1	ug/l	20	ND
Sodium	**1**	**ug/l**	**5000**	**19000**
Vanadium	1	ug/l	50	ND
Zinc	1	ug/l	50	ND

TAL Metals 6020

Analyte	DF	Units	RL	Result
Antimony	1	ug/l	3.0	ND
Arsenic	1	ug/l	2.0	ND
Beryllium	1	ug/l	1.0	ND
Cadmium	1	ug/l	2.0	ND
Cobalt	**1**	**ug/l**	**2.0**	**4.5**
Lead	1	ug/l	3.0	ND
Selenium	1	ug/l	10	ND
Thallium	1	ug/l	2.0	ND

Sample ID: SL-MW-14 U
Lab#: AC83924-003
Matrix: Aqueous

Collection Date: 3/25/2015
Receipt Date: 3/25/2015

Mercury (Water) 7470A

Analyte	DF	Units	RL	Result
Mercury	1	ug/l	0.70	ND

TAL Metals 6010

Analyte	DF	Units	RL	Result
Aluminum	1	ug/l	200	ND
Barium	1	ug/l	50	ND
Calcium	**1**	**ug/l**	**5000**	**11000**
Chromium	**1**	**ug/l**	**50**	**790**
Copper	1	ug/l	50	ND
Iron	**1**	**ug/l**	**300**	**4000**
Magnesium	**1**	**ug/l**	**5000**	**7800**
Manganese	**1**	**ug/l**	**40**	**80**
Nickel	**1**	**ug/l**	**50**	**110**
Potassium	1	ug/l	5000	ND
Silver	1	ug/l	20	ND
Sodium	**1**	**ug/l**	**5000**	**81000**
Vanadium	1	ug/l	50	ND
Zinc	1	ug/l	50	ND

TAL Metals 6020

Analyte	DF	Units	RL	Result
Antimony	1	ug/l	3.0	ND
Arsenic	1	ug/l	2.0	ND
Beryllium	1	ug/l	1.0	ND
Cadmium	1	ug/l	2.0	ND
Cobalt	**1**	**ug/l**	**2.0**	**11**
Lead	1	ug/l	3.0	ND
Selenium	1	ug/l	10	ND
Thallium	1	ug/l	2.0	ND

Volatile Organics + 10 (8260)

Analyte	DF	Units	RL	Result
1,1,1-Trichloroethane	1	ug/l	1.0	ND
1,1,2,2-Tetrachloroethane	1	ug/l	1.0	ND
1,1,2-Trichloro-1,2,2-trifluoroethane	1	ug/l	1.0	ND
1,1,2-Trichloroethane	1	ug/l	1.0	ND
1,1-Dichloroethane	1	ug/l	1.0	ND
1,1-Dichloroethene	1	ug/l	1.0	ND
1,2,3-Trichlorobenzene	1	ug/l	1.0	ND
1,2,4-Trichlorobenzene	1	ug/l	1.0	ND
1,2-Dibromo-3-chloropropane	1	ug/l	1.0	ND
1,2-Dibromoethane	1	ug/l	1.0	ND
1,2-Dichlorobenzene	1	ug/l	1.0	ND
1,2-Dichloroethane	1	ug/l	0.50	ND
1,2-Dichloropropane	1	ug/l	1.0	ND
1,3-Dichlorobenzene	1	ug/l	1.0	ND
1,4-Dichlorobenzene	1	ug/l	1.0	ND
1,4-Dioxane	1	ug/l	50	ND
2-Butanone	1	ug/l	1.0	ND
2-Hexanone	1	ug/l	1.0	ND
4-Methyl-2-pentanone	1	ug/l	1.0	ND
Acetone	1	ug/l	5.0	ND
Benzene	1	ug/l	0.50	ND
Bromochloromethane	1	ug/l	1.0	ND
Bromodichloromethane	1	ug/l	1.0	ND

Sample ID: SL-MW-14 U **Collection Date: 3/25/2015**
Lab#: AC83924-003 **Receipt Date: 3/25/2015**
Matrix: Aqueous

Bromoform	1	ug/l	1.0	ND
Bromomethane	1	ug/l	1.0	ND
Carbon disulfide	1	ug/l	1.0	ND
Carbon tetrachloride	1	ug/l	1.0	ND
Chlorobenzene	1	ug/l	1.0	ND
Chloroethane	1	ug/l	1.0	ND
Chloroform	1	ug/l	1.0	ND
Chloromethane	1	ug/l	1.0	ND
cis-1,2-Dichloroethene	1	ug/l	1.0	ND
cis-1,3-Dichloropropene	1	ug/l	1.0	ND
Cyclohexane	1	ug/l	1.0	ND
Dibromochloromethane	1	ug/l	1.0	ND
Dichlorodifluoromethane	1	ug/l	1.0	ND
Ethylbenzene	1	ug/l	1.0	ND
Isopropylbenzene	1	ug/l	1.0	ND
m&p-Xylenes	1	ug/l	1.0	ND
Methyl Acetate	1	ug/l	1.0	ND
Methylcyclohexane	1	ug/l	1.0	ND
Methylene chloride	1	ug/l	1.0	ND
Methyl-t-butyl ether	**1**	**ug/l**	**0.50**	**0.81**
o-Xylene	1	ug/l	1.0	ND
Styrene	1	ug/l	1.0	ND
Tetrachloroethene	1	ug/l	1.0	ND
Toluene	1	ug/l	1.0	ND
trans-1,2-Dichloroethene	1	ug/l	1.0	ND
trans-1,3-Dichloropropene	1	ug/l	1.0	ND
Trichloroethene	1	ug/l	1.0	ND
Trichlorofluoromethane	1	ug/l	1.0	ND
Vinyl chloride	1	ug/l	1.0	ND
Xylenes (Total)	1	ug/l	1.0	ND

Volatile Organics + 10 (8260) Library Searches

Analyte	DF	Units	RT	Result
2-Propanol, 2-methyl-	**1**	**ug/l**	**2.73**	**4.8J**
TotalVolatileTic	**1**	**ug/l**	**NA**	**4.8J**

Sample ID: SL-MW-14 F
Lab#: AC83924-004
Matrix: Aqueous

Collection Date: 3/25/2015
Receipt Date: 3/25/2015

Mercury (Water) 7470A

Analyte	DF	Units	RL	Result
Mercury	1	ug/l	0.70	ND

TAL Metals 6010

Analyte	DF	Units	RL	Result
Aluminum	1	ug/l	200	ND
Barium	1	ug/l	50	ND
Calcium	**1**	**ug/l**	**5000**	**12000**
Chromium	1	ug/l	50	ND
Copper	1	ug/l	50	ND
Iron	1	ug/l	300	ND
Magnesium	**1**	**ug/l**	**5000**	**8600**
Manganese	1	ug/l	40	ND
Nickel	**1**	**ug/l**	**50**	**100**
Potassium	1	ug/l	5000	ND
Silver	1	ug/l	20	ND
Sodium	**1**	**ug/l**	**5000**	**91000**
Vanadium	1	ug/l	50	ND
Zinc	1	ug/l	50	ND

TAL Metals 6020

Analyte	DF	Units	RL	Result
Antimony	1	ug/l	3.0	ND
Arsenic	1	ug/l	2.0	ND
Beryllium	1	ug/l	1.0	ND
Cadmium	1	ug/l	2.0	ND
Cobalt	**1**	**ug/l**	**2.0**	**4.8**
Lead	1	ug/l	3.0	ND
Selenium	1	ug/l	10	ND
Thallium	1	ug/l	2.0	ND

Sample ID: SL-MW-16 U | **Collection Date: 3/24/2015**
Lab#: AC83924-005 | **Receipt Date: 3/25/2015**
Matrix: Aqueous

Mercury (Water) 7470A

Analyte	DF	Units	RL	Result
Mercury	1	ug/l	0.70	ND

TAL Metals 6010

Analyte	DF	Units	RL	Result
Aluminum	**1**	**ug/l**	**200**	**2400**
Barium	1	ug/l	50	ND
Calcium	1	ug/l	5000	ND
Chromium	**1**	**ug/l**	**50**	**110**
Copper	**1**	**ug/l**	**50**	**68**
Iron	**1**	**ug/l**	**300**	**1100**
Magnesium	1	ug/l	5000	ND
Manganese	1	ug/l	40	ND
Nickel	1	ug/l	50	ND
Potassium	1	ug/l	5000	ND
Silver	1	ug/l	20	ND
Sodium	**1**	**ug/l**	**5000**	**30000**
Vanadium	1	ug/l	50	ND
Zinc	**1**	**ug/l**	**50**	**180**

TAL Metals 6020

Analyte	DF	Units	RL	Result
Antimony	1	ug/l	3.0	ND
Arsenic	**1**	**ug/l**	**2.0**	**3.6**
Beryllium	1	ug/l	1.0	ND
Cadmium	1	ug/l	2.0	ND
Cobalt	1	ug/l	2.0	ND
Lead	**1**	**ug/l**	**3.0**	**11**
Selenium	1	ug/l	10	ND
Thallium	1	ug/l	2.0	ND

Volatile Organics + 10 (8260)

Analyte	DF	Units	RL	Result
1,1,1-Trichloroethane	1	ug/l	1.0	ND
1,1,2,2-Tetrachloroethane	1	ug/l	1.0	ND
1,1,2-Trichloro-1,2,2-trifluoroethane	1	ug/l	1.0	ND
1,1,2-Trichloroethane	1	ug/l	1.0	ND
1,1-Dichloroethane	1	ug/l	1.0	ND
1,1-Dichloroethene	1	ug/l	1.0	ND
1,2,3-Trichlorobenzene	1	ug/l	1.0	ND
1,2,4-Trichlorobenzene	1	ug/l	1.0	ND
1,2-Dibromo-3-chloropropane	1	ug/l	1.0	ND
1,2-Dibromoethane	1	ug/l	1.0	ND
1,2-Dichlorobenzene	1	ug/l	1.0	ND
1,2-Dichloroethane	1	ug/l	0.50	ND
1,2-Dichloropropane	1	ug/l	1.0	ND
1,3-Dichlorobenzene	1	ug/l	1.0	ND
1,4-Dichlorobenzene	1	ug/l	1.0	ND
1,4-Dioxane	1	ug/l	50	ND
2-Butanone	1	ug/l	1.0	ND
2-Hexanone	1	ug/l	1.0	ND
4-Methyl-2-pentanone	1	ug/l	1.0	ND
Acetone	1	ug/l	5.0	ND
Benzene	1	ug/l	0.50	ND
Bromochloromethane	1	ug/l	1.0	ND
Bromodichloromethane	1	ug/l	1.0	ND

Sample ID: SL-MW-16 U **Collection Date: 3/24/2015**
Lab#: AC83924-005 **Receipt Date: 3/25/2015**
Matrix: Aqueous

Bromoform	1	ug/l	1.0	ND
Bromomethane	1	ug/l	1.0	ND
Carbon disulfide	1	ug/l	1.0	ND
Carbon tetrachloride	1	ug/l	1.0	ND
Chlorobenzene	1	ug/l	1.0	ND
Chloroethane	1	ug/l	1.0	ND
Chloroform	1	ug/l	1.0	ND
Chloromethane	1	ug/l	1.0	ND
cis-1,2-Dichloroethene	1	ug/l	1.0	ND
cis-1,3-Dichloropropene	1	ug/l	1.0	ND
Cyclohexane	1	ug/l	1.0	ND
Dibromochloromethane	1	ug/l	1.0	ND
Dichlorodifluoromethane	1	ug/l	1.0	ND
Ethylbenzene	1	ug/l	1.0	ND
Isopropylbenzene	1	ug/l	1.0	ND
m&p-Xylenes	1	ug/l	1.0	ND
Methyl Acetate	1	ug/l	1.0	ND
Methylcyclohexane	1	ug/l	1.0	ND
Methylene chloride	1	ug/l	1.0	ND
Methyl-t-butyl ether	1	ug/l	0.50	ND
o-Xylene	1	ug/l	1.0	ND
Styrene	1	ug/l	1.0	ND
Tetrachloroethene	1	ug/l	1.0	ND
Toluene	1	ug/l	1.0	ND
trans-1,2-Dichloroethene	1	ug/l	1.0	ND
trans-1,3-Dichloropropene	1	ug/l	1.0	ND
Trichloroethene	1	ug/l	1.0	ND
Trichlorofluoromethane	1	ug/l	1.0	ND
Vinyl chloride	1	ug/l	1.0	ND
Xylenes (Total)	1	ug/l	1.0	ND

Volatile Organics + 10 (8260) Library Searches

Analyte	DF	Units	RT	Result
No Unknown Compounds Detected	1	ug/l	NA	ND
TotalVolatileTic	1	ug/l	NA	ND

Sample ID: SL-MW-16 F
Lab#: AC83924-006
Matrix: Aqueous

Collection Date: 3/24/2015
Receipt Date: 3/25/2015

Mercury (Water) 7470A

Analyte	DF	Units	RL	Result
Mercury	1	ug/l	0.70	ND

TAL Metals 6010

Analyte	DF	Units	RL	Result
Aluminum	**1**	**ug/l**	**200**	**200**
Barium	1	ug/l	50	ND
Calcium	1	ug/l	5000	ND
Chromium	1	ug/l	50	ND
Copper	1	ug/l	50	ND
Iron	1	ug/l	300	ND
Magnesium	1	ug/l	5000	ND
Manganese	1	ug/l	40	ND
Nickel	1	ug/l	50	ND
Potassium	1	ug/l	5000	ND
Silver	1	ug/l	20	ND
Sodium	**1**	**ug/l**	**5000**	**30000**
Vanadium	1	ug/l	50	ND
Zinc	1	ug/l	50	ND

TAL Metals 6020

Analyte	DF	Units	RL	Result
Antimony	1	ug/l	3.0	ND
Arsenic	**1**	**ug/l**	**2.0**	**2.6**
Beryllium	1	ug/l	1.0	ND
Cadmium	1	ug/l	2.0	ND
Cobalt	1	ug/l	2.0	ND
Lead	1	ug/l	3.0	ND
Selenium	1	ug/l	10	ND
Thallium	1	ug/l	2.0	ND

Sample ID: SL-MW-13 U
Lab#: AC83924-007
Matrix: Aqueous

Collection Date: 3/24/2015
Receipt Date: 3/25/2015

Mercury (Water) 7470A

Analyte	DF	Units	RL	Result
Mercury	1	ug/l	0.70	ND

TAL Metals 6010

Analyte	DF	Units	RL	Result
Aluminum	**1**	**ug/l**	**200**	**700**
Barium	1	ug/l	50	ND
Calcium	**1**	**ug/l**	**5000**	**5800**
Chromium	**1**	**ug/l**	**50**	**270**
Copper	1	ug/l	50	ND
Iron	**1**	**ug/l**	**300**	**1700**
Magnesium	1	ug/l	5000	ND
Manganese	**1**	**ug/l**	**40**	**54**
Nickel	1	ug/l	50	ND
Potassium	1	ug/l	5000	ND
Silver	1	ug/l	20	ND
Sodium	**1**	**ug/l**	**5000**	**44000**
Vanadium	1	ug/l	50	ND
Zinc	1	ug/l	50	ND

TAL Metals 6020

Analyte	DF	Units	RL	Result
Antimony	1	ug/l	3.0	ND
Arsenic	1	ug/l	2.0	ND
Beryllium	1	ug/l	1.0	ND
Cadmium	**1**	**ug/l**	**2.0**	**10**
Cobalt	1	ug/l	2.0	ND
Lead	**1**	**ug/l**	**3.0**	**3.8**
Selenium	1	ug/l	10	ND
Thallium	1	ug/l	2.0	ND

Volatile Organics + 10 (8260)

Analyte	DF	Units	RL	Result
1,1,1-Trichloroethane	1	ug/l	1.0	ND
1,1,2,2-Tetrachloroethane	1	ug/l	1.0	ND
1,1,2-Trichloro-1,2,2-trifluoroethane	1	ug/l	1.0	ND
1,1,2-Trichloroethane	1	ug/l	1.0	ND
1,1-Dichloroethane	1	ug/l	1.0	ND
1,1-Dichloroethene	1	ug/l	1.0	ND
1,2,3-Trichlorobenzene	1	ug/l	1.0	ND
1,2,4-Trichlorobenzene	1	ug/l	1.0	ND
1,2-Dibromo-3-chloropropane	1	ug/l	1.0	ND
1,2-Dibromoethane	1	ug/l	1.0	ND
1,2-Dichlorobenzene	1	ug/l	1.0	ND
1,2-Dichloroethane	1	ug/l	0.50	ND
1,2-Dichloropropane	1	ug/l	1.0	ND
1,3-Dichlorobenzene	1	ug/l	1.0	ND
1,4-Dichlorobenzene	1	ug/l	1.0	ND
1,4-Dioxane	1	ug/l	50	ND
2-Butanone	1	ug/l	1.0	ND
2-Hexanone	1	ug/l	1.0	ND
4-Methyl-2-pentanone	1	ug/l	1.0	ND
Acetone	1	ug/l	5.0	ND
Benzene	1	ug/l	0.50	ND
Bromochloromethane	1	ug/l	1.0	ND
Bromodichloromethane	1	ug/l	1.0	ND

Sample ID: SL-MW-13 U **Collection Date: 3/24/2015**
Lab#: AC83924-007 **Receipt Date: 3/25/2015**
Matrix: Aqueous

Bromoform	1	ug/l	1.0	ND
Bromomethane	1	ug/l	1.0	ND
Carbon disulfide	1	ug/l	1.0	ND
Carbon tetrachloride	1	ug/l	1.0	ND
Chlorobenzene	1	ug/l	1.0	ND
Chloroethane	1	ug/l	1.0	ND
Chloroform	1	ug/l	1.0	ND
Chloromethane	1	ug/l	1.0	ND
cis-1,2-Dichloroethene	1	ug/l	1.0	ND
cis-1,3-Dichloropropene	1	ug/l	1.0	ND
Cyclohexane	1	ug/l	1.0	ND
Dibromochloromethane	1	ug/l	1.0	ND
Dichlorodifluoromethane	1	ug/l	1.0	ND
Ethylbenzene	1	ug/l	1.0	ND
Isopropylbenzene	1	ug/l	1.0	ND
m&p-Xylenes	1	ug/l	1.0	ND
Methyl Acetate	1	ug/l	1.0	ND
Methylcyclohexane	1	ug/l	1.0	ND
Methylene chloride	1	ug/l	1.0	ND
Methyl-t-butyl ether	**1**	**ug/l**	**0.50**	**1.4**
o-Xylene	1	ug/l	1.0	ND
Styrene	1	ug/l	1.0	ND
Tetrachloroethene	1	ug/l	1.0	ND
Toluene	1	ug/l	1.0	ND
trans-1,2-Dichloroethene	1	ug/l	1.0	ND
trans-1,3-Dichloropropene	1	ug/l	1.0	ND
Trichloroethene	1	ug/l	1.0	ND
Trichlorofluoromethane	1	ug/l	1.0	ND
Vinyl chloride	1	ug/l	1.0	ND
Xylenes (Total)	1	ug/l	1.0	ND

Volatile Organics + 10 (8260) Library Searches

Analyte	DF	Units	RT	Result
No Unknown Compounds Detected	1	ug/l	NA	ND
TotalVolatileTic	1	ug/l	NA	ND

Sample ID: SL-MW-13 F
Lab#: AC83924-008
Matrix: Aqueous

Collection Date: 3/24/2015
Receipt Date: 3/25/2015

Mercury (Water) 7470A

Analyte	DF	Units	RL	Result
Mercury	1	ug/l	0.70	ND

TAL Metals 6010

Analyte	DF	Units	RL	Result
Aluminum	1	ug/l	200	ND
Barium	1	ug/l	50	ND
Calcium	**1**	**ug/l**	**5000**	**5300**
Chromium	1	ug/l	50	ND
Copper	1	ug/l	50	ND
Iron	1	ug/l	300	ND
Magnesium	1	ug/l	5000	ND
Manganese	1	ug/l	40	ND
Nickel	1	ug/l	50	ND
Potassium	1	ug/l	5000	ND
Silver	1	ug/l	20	ND
Sodium	**1**	**ug/l**	**5000**	**45000**
Vanadium	1	ug/l	50	ND
Zinc	1	ug/l	50	ND

TAL Metals 6020

Analyte	DF	Units	RL	Result
Antimony	1	ug/l	3.0	ND
Arsenic	1	ug/l	2.0	ND
Beryllium	1	ug/l	1.0	ND
Cadmium	1	ug/l	2.0	ND
Cobalt	1	ug/l	2.0	ND
Lead	1	ug/l	3.0	ND
Selenium	1	ug/l	10	ND
Thallium	1	ug/l	2.0	ND

Sample ID: SL-MW-23S U
Lab#: AC83924-009
Matrix: Aqueous

Collection Date: 3/25/2015
Receipt Date: 3/25/2015

Mercury (Water) 7470A

Analyte	DF	Units	RL	Result
Mercury	1	ug/l	0.70	ND

TAL Metals 6010

Analyte	DF	Units	RL	Result
Aluminum	1	ug/l	200	ND
Barium	1	ug/l	50	ND
Calcium	**1**	**ug/l**	**5000**	**21000**
Chromium	1	ug/l	50	ND
Copper	1	ug/l	50	ND
Iron	1	ug/l	300	ND
Magnesium	**1**	**ug/l**	**5000**	**9000**
Manganese	**1**	**ug/l**	**40**	**1800**
Nickel	1	ug/l	50	ND
Potassium	1	ug/l	5000	ND
Silver	1	ug/l	20	ND
Sodium	**1**	**ug/l**	**5000**	**33000**
Vanadium	1	ug/l	50	ND
Zinc	1	ug/l	50	ND

TAL Metals 6020

Analyte	DF	Units	RL	Result
Antimony	1	ug/l	3.0	ND
Arsenic	1	ug/l	2.0	ND
Beryllium	1	ug/l	1.0	ND
Cadmium	1	ug/l	2.0	ND
Cobalt	1	ug/l	2.0	ND
Lead	1	ug/l	3.0	ND
Selenium	1	ug/l	10	ND
Thallium	1	ug/l	2.0	ND

Volatile Organics + 10 (8260)

Analyte	DF	Units	RL	Result
1,1,1-Trichloroethane	1	ug/l	1.0	ND
1,1,2,2-Tetrachloroethane	1	ug/l	1.0	ND
1,1,2-Trichloro-1,2,2-trifluoroethane	1	ug/l	1.0	ND
1,1,2-Trichloroethane	1	ug/l	1.0	ND
1,1-Dichloroethane	1	ug/l	1.0	ND
1,1-Dichloroethene	1	ug/l	1.0	ND
1,2,3-Trichlorobenzene	1	ug/l	1.0	ND
1,2,4-Trichlorobenzene	1	ug/l	1.0	ND
1,2-Dibromo-3-chloropropane	1	ug/l	1.0	ND
1,2-Dibromoethane	1	ug/l	1.0	ND
1,2-Dichlorobenzene	1	ug/l	1.0	ND
1,2-Dichloroethane	1	ug/l	0.50	ND
1,2-Dichloropropane	1	ug/l	1.0	ND
1,3-Dichlorobenzene	1	ug/l	1.0	ND
1,4-Dichlorobenzene	1	ug/l	1.0	ND
1,4-Dioxane	1	ug/l	50	ND
2-Butanone	1	ug/l	1.0	ND
2-Hexanone	1	ug/l	1.0	ND
4-Methyl-2-pentanone	1	ug/l	1.0	ND
Acetone	1	ug/l	5.0	ND
Benzene	1	ug/l	0.50	ND
Bromochloromethane	1	ug/l	1.0	ND
Bromodichloromethane	1	ug/l	1.0	ND

Sample ID: SL-MW-23S U
Lab#: AC83924-009
Matrix: Aqueous

Collection Date: 3/25/2015
Receipt Date: 3/25/2015

Bromoform	1	ug/l	1.0	ND
Bromomethane	1	ug/l	1.0	ND
Carbon disulfide	1	ug/l	1.0	ND
Carbon tetrachloride	1	ug/l	1.0	ND
Chlorobenzene	1	ug/l	1.0	ND
Chloroethane	1	ug/l	1.0	ND
Chloroform	1	ug/l	1.0	ND
Chloromethane	1	ug/l	1.0	ND
cis-1,2-Dichloroethene	**1**	**ug/l**	**1.0**	**12**
cis-1,3-Dichloropropene	1	ug/l	1.0	ND
Cyclohexane	1	ug/l	1.0	ND
Dibromochloromethane	1	ug/l	1.0	ND
Dichlorodifluoromethane	1	ug/l	1.0	ND
Ethylbenzene	1	ug/l	1.0	ND
Isopropylbenzene	1	ug/l	1.0	ND
m&p-Xylenes	1	ug/l	1.0	ND
Methyl Acetate	1	ug/l	1.0	ND
Methylcyclohexane	1	ug/l	1.0	ND
Methylene chloride	1	ug/l	1.0	ND
Methyl-t-butyl ether	**1**	**ug/l**	**0.50**	**2.4**
o-Xylene	1	ug/l	1.0	ND
Styrene	1	ug/l	1.0	ND
Tetrachloroethene	**1**	**ug/l**	**1.0**	**390**
Toluene	1	ug/l	1.0	ND
trans-1,2-Dichloroethene	1	ug/l	1.0	ND
trans-1,3-Dichloropropene	1	ug/l	1.0	ND
Trichloroethene	**1**	**ug/l**	**1.0**	**5.4**
Trichlorofluoromethane	1	ug/l	1.0	ND
Vinyl chloride	1	ug/l	1.0	ND
Xylenes (Total)	1	ug/l	1.0	ND

Volatile Organics + 10 (8260) Library Searches

Analyte	DF	Units	RT	Result
No Unknown Compounds Detected	1	ug/l	NA	ND
TotalVolatileTic	1	ug/l	NA	ND

Sample ID: SL-MW-23S F
Lab#: AC83924-010
Matrix: Aqueous

Collection Date: 3/25/2015
Receipt Date: 3/25/2015

Mercury (Water) 7470A

Analyte	DF	Units	RL	Result
Mercury	1	ug/l	0.70	ND

TAL Metals 6010

Analyte	DF	Units	RL	Result
Aluminum	1	ug/l	200	ND
Barium	1	ug/l	50	ND
Calcium	**1**	**ug/l**	**5000**	**22000**
Chromium	1	ug/l	50	ND
Copper	1	ug/l	50	ND
Iron	1	ug/l	300	ND
Magnesium	**1**	**ug/l**	**5000**	**9500**
Manganese	**1**	**ug/l**	**40**	**1900**
Nickel	1	ug/l	50	ND
Potassium	1	ug/l	5000	ND
Silver	1	ug/l	20	ND
Sodium	**1**	**ug/l**	**5000**	**36000**
Vanadium	1	ug/l	50	ND
Zinc	1	ug/l	50	ND

TAL Metals 6020

Analyte	DF	Units	RL	Result
Antimony	1	ug/l	3.0	ND
Arsenic	1	ug/l	2.0	ND
Beryllium	1	ug/l	1.0	ND
Cadmium	1	ug/l	2.0	ND
Cobalt	1	ug/l	2.0	ND
Lead	1	ug/l	3.0	ND
Selenium	1	ug/l	10	ND
Thallium	1	ug/l	2.0	ND

Sample ID: SL-MW-23D U | **Collection Date: 3/25/2015**
Lab#: AC83924-011 | **Receipt Date: 3/25/2015**
Matrix: Aqueous

Mercury (Water) 7470A

Analyte	DF	Units	RL	Result
Mercury	1	ug/l	0.70	ND

TAL Metals 6010

Analyte	DF	Units	RL	Result
Aluminum	**1**	**ug/l**	**200**	**470**
Barium	1	ug/l	50	ND
Calcium	**1**	**ug/l**	**5000**	**17000**
Chromium	1	ug/l	50	ND
Copper	1	ug/l	50	ND
Iron	**1**	**ug/l**	**300**	**310**
Magnesium	1	ug/l	5000	ND
Manganese	**1**	**ug/l**	**40**	**72**
Nickel	1	ug/l	50	ND
Potassium	1	ug/l	5000	ND
Silver	1	ug/l	20	ND
Sodium	**1**	**ug/l**	**5000**	**13000**
Vanadium	1	ug/l	50	ND
Zinc	1	ug/l	50	ND

TAL Metals 6020

Analyte	DF	Units	RL	Result
Antimony	1	ug/l	3.0	ND
Arsenic	1	ug/l	2.0	ND
Beryllium	1	ug/l	1.0	ND
Cadmium	1	ug/l	2.0	ND
Cobalt	1	ug/l	2.0	ND
Lead	1	ug/l	3.0	ND
Selenium	1	ug/l	10	ND
Thallium	1	ug/l	2.0	ND

Volatile Organics + 10 (8260)

Analyte	DF	Units	RL	Result
1,1,1-Trichloroethane	**1**	**ug/l**	**1.0**	**1.1**
1,1,2,2-Tetrachloroethane	1	ug/l	1.0	ND
1,1,2-Trichloro-1,2,2-trifluoroethane	1	ug/l	1.0	ND
1,1,2-Trichloroethane	1	ug/l	1.0	ND
1,1-Dichloroethane	1	ug/l	1.0	ND
1,1-Dichloroethene	1	ug/l	1.0	ND
1,2,3-Trichlorobenzene	1	ug/l	1.0	ND
1,2,4-Trichlorobenzene	1	ug/l	1.0	ND
1,2-Dibromo-3-chloropropane	1	ug/l	1.0	ND
1,2-Dibromoethane	1	ug/l	1.0	ND
1,2-Dichlorobenzene	1	ug/l	1.0	ND
1,2-Dichloroethane	1	ug/l	0.50	ND
1,2-Dichloropropane	1	ug/l	1.0	ND
1,3-Dichlorobenzene	1	ug/l	1.0	ND
1,4-Dichlorobenzene	1	ug/l	1.0	ND
1,4-Dioxane	1	ug/l	50	ND
2-Butanone	1	ug/l	1.0	ND
2-Hexanone	1	ug/l	1.0	ND
4-Methyl-2-pentanone	1	ug/l	1.0	ND
Acetone	1	ug/l	5.0	ND
Benzene	1	ug/l	0.50	ND
Bromochloromethane	1	ug/l	1.0	ND
Bromodichloromethane	1	ug/l	1.0	ND

Sample ID: SL-MW-23D U
Lab#: AC83924-011
Matrix: Aqueous

Collection Date: 3/25/2015
Receipt Date: 3/25/2015

Bromoform	1	ug/l	1.0	ND
Bromomethane	1	ug/l	1.0	ND
Carbon disulfide	1	ug/l	1.0	ND
Carbon tetrachloride	1	ug/l	1.0	ND
Chlorobenzene	1	ug/l	1.0	ND
Chloroethane	1	ug/l	1.0	ND
Chloroform	1	ug/l	1.0	ND
Chloromethane	1	ug/l	1.0	ND
cis-1,2-Dichloroethene	**1**	**ug/l**	**1.0**	**9.3**
cis-1,3-Dichloropropene	1	ug/l	1.0	ND
Cyclohexane	1	ug/l	1.0	ND
Dibromochloromethane	1	ug/l	1.0	ND
Dichlorodifluoromethane	1	ug/l	1.0	ND
Ethylbenzene	1	ug/l	1.0	ND
Isopropylbenzene	1	ug/l	1.0	ND
m&p-Xylenes	1	ug/l	1.0	ND
Methyl Acetate	1	ug/l	1.0	ND
Methylcyclohexane	1	ug/l	1.0	ND
Methylene chloride	1	ug/l	1.0	ND
Methyl-t-butyl ether	**1**	**ug/l**	**0.50**	**1.5**
o-Xylene	1	ug/l	1.0	ND
Styrene	1	ug/l	1.0	ND
Tetrachloroethene	**1**	**ug/l**	**1.0**	**110**
Toluene	1	ug/l	1.0	ND
trans-1,2-Dichloroethene	1	ug/l	1.0	ND
trans-1,3-Dichloropropene	1	ug/l	1.0	ND
Trichloroethene	**1**	**ug/l**	**1.0**	**6.2**
Trichlorofluoromethane	1	ug/l	1.0	ND
Vinyl chloride	1	ug/l	1.0	ND
Xylenes (Total)	1	ug/l	1.0	ND

Volatile Organics + 10 (8260) Library Searches

Analyte	DF	Units	RT	Result
No Unknown Compounds Detected	1	ug/l	NA	ND
TotalVolatileTic	1	ug/l	NA	ND

Sample ID: SL-MW-23D F
Lab#: AC83924-012
Matrix: Aqueous

Collection Date: 3/25/2015
Receipt Date: 3/25/2015

Mercury (Water) 7470A

Analyte	DF	Units	RL	Result
Mercury	1	ug/l	0.70	ND

TAL Metals 6010

Analyte	DF	Units	RL	Result
Aluminum	1	ug/l	200	ND
Barium	1	ug/l	50	ND
Calcium	**1**	**ug/l**	**5000**	**18000**
Chromium	1	ug/l	50	ND
Copper	1	ug/l	50	ND
Iron	1	ug/l	300	ND
Magnesium	1	ug/l	5000	ND
Manganese	1	ug/l	40	ND
Nickel	1	ug/l	50	ND
Potassium	1	ug/l	5000	ND
Silver	1	ug/l	20	ND
Sodium	**1**	**ug/l**	**5000**	**14000**
Vanadium	1	ug/l	50	ND
Zinc	1	ug/l	50	ND

TAL Metals 6020

Analyte	DF	Units	RL	Result
Antimony	1	ug/l	3.0	ND
Arsenic	1	ug/l	2.0	ND
Beryllium	1	ug/l	1.0	ND
Cadmium	1	ug/l	2.0	ND
Cobalt	1	ug/l	2.0	ND
Lead	1	ug/l	3.0	ND
Selenium	1	ug/l	10	ND
Thallium	1	ug/l	2.0	ND

Sample ID: SL-TB-2
Lab#: AC83924-013
Matrix: Aqueous

Collection Date: 3/24/2015
Receipt Date: 3/25/2015

Volatile Organics + 10 (8260)

Analyte	DF	Units	RL	Result
1,1,1-Trichloroethane	1	ug/l	1.0	ND
1,1,2,2-Tetrachloroethane	1	ug/l	1.0	ND
1,1,2-Trichloro-1,2,2-trifluoroethane	1	ug/l	1.0	ND
1,1,2-Trichloroethane	1	ug/l	1.0	ND
1,1-Dichloroethane	1	ug/l	1.0	ND
1,1-Dichloroethene	1	ug/l	1.0	ND
1,2,3-Trichlorobenzene	1	ug/l	1.0	ND
1,2,4-Trichlorobenzene	1	ug/l	1.0	ND
1,2-Dibromo-3-chloropropane	1	ug/l	1.0	ND
1,2-Dibromoethane	1	ug/l	1.0	ND
1,2-Dichlorobenzene	1	ug/l	1.0	ND
1,2-Dichloroethane	1	ug/l	0.50	ND
1,2-Dichloropropane	1	ug/l	1.0	ND
1,3-Dichlorobenzene	1	ug/l	1.0	ND
1,4-Dichlorobenzene	1	ug/l	1.0	ND
1,4-Dioxane	1	ug/l	50	ND
2-Butanone	1	ug/l	1.0	ND
2-Hexanone	1	ug/l	1.0	ND
4-Methyl-2-pentanone	1	ug/l	1.0	ND
Acetone	1	ug/l	5.0	ND
Benzene	1	ug/l	0.50	ND
Bromochloromethane	1	ug/l	1.0	ND
Bromodichloromethane	1	ug/l	1.0	ND
Bromoform	1	ug/l	1.0	ND
Bromomethane	1	ug/l	1.0	ND
Carbon disulfide	1	ug/l	1.0	ND
Carbon tetrachloride	1	ug/l	1.0	ND
Chlorobenzene	1	ug/l	1.0	ND
Chloroethane	1	ug/l	1.0	ND
Chloroform	1	ug/l	1.0	ND
Chloromethane	1	ug/l	1.0	ND
cis-1,2-Dichloroethene	1	ug/l	1.0	ND
cis-1,3-Dichloropropene	1	ug/l	1.0	ND
Cyclohexane	1	ug/l	1.0	ND
Dibromochloromethane	1	ug/l	1.0	ND
Dichlorodifluoromethane	1	ug/l	1.0	ND
Ethylbenzene	1	ug/l	1.0	ND
Isopropylbenzene	1	ug/l	1.0	ND
m&p-Xylenes	1	ug/l	1.0	ND
Methyl Acetate	1	ug/l	1.0	ND
Methylcyclohexane	1	ug/l	1.0	ND
Methylene chloride	1	ug/l	1.0	ND
Methyl-t-butyl ether	1	ug/l	0.50	ND
o-Xylene	1	ug/l	1.0	ND
Styrene	1	ug/l	1.0	ND
Tetrachloroethene	1	ug/l	1.0	ND
Toluene	1	ug/l	1.0	ND
trans-1,2-Dichloroethene	1	ug/l	1.0	ND
trans-1,3-Dichloropropene	1	ug/l	1.0	ND
Trichloroethene	1	ug/l	1.0	ND
Trichlorofluoromethane	1	ug/l	1.0	ND
Vinyl chloride	1	ug/l	1.0	ND
Xylenes (Total)	1	ug/l	1.0	ND

Sample ID: SL-TB-2
Lab#: AC83924-013
Matrix: Aqueous

Collection Date: 3/24/2015
Receipt Date: 3/25/2015

Volatile Organics + 10 (8260) Library Searches

Analyte	DF	Units	RT	Result
No Unknown Compounds Detected	1	ug/l	NA	ND
TotalVolatileTic	1	ug/l	NA	ND

Form1

ORGANICS VOLATILE REPORT

Sample Number: DAILY BLANK
Client Id:
Data File: 11M15711.D
Analysis Date: 04/01/15 23:32
Date Rec/Extracted:
Column: DB-5MS 30M 0.250mm ID 0.25um film

Method: EPA 8260C
Matrix: Aqueous
Initial Vol: 5ml
Final Vol: NA
Dilution: 1.00
Solids: 0

Units: ug/L

Cas #	Compound	RL	Conc	Cas #	Compound	RL	Conc
71-55-6	1,1,1-Trichloroethane	1.0	U	56-23-5	Carbon Tetrachloride	1.0	U
79-34-5	1,1,2,2-Tetrachloroethane	1.0	U	108-90-7	Chlorobenzene	1.0	U
76-13-1	1,1,2-Trichloro-1,2,2-trifluor	1.0	U	75-00-3	Chloroethane	1.0	U
79-00-5	1,1,2-Trichloroethane	1.0	U	67-66-3	Chloroform	1.0	U
75-34-3	1,1-Dichloroethane	1.0	U	74-87-3	Chloromethane	1.0	U
75-35-4	1,1-Dichloroethene	1.0	U	156-59-2	cis-1,2-Dichloroethene	1.0	U
87-61-6	1,2,3-Trichlorobenzene	1.0	U	10061-01-5	cis-1,3-Dichloropropene	1.0	U
120-82-1	1,2,4-Trichlorobenzene	1.0	U	110-82-7	Cyclohexane	1.0	U
96-12-8	1,2-Dibromo-3-Chloropropa	1.0	U	124-48-1	Dibromochloromethane	1.0	U
106-93-4	1,2-Dibromoethane	1.0	U	75-71-8	Dichlorodifluoromethane	1.0	U
95-50-1	1,2-Dichlorobenzene	1.0	U	100-41-4	Ethylbenzene	1.0	U
107-06-2	1,2-Dichloroethane	0.50	U	98-82-8	Isopropylbenzene	1.0	U
78-87-5	1,2-Dichloropropane	1.0	U	136777612	m&p-Xylenes	1.0	U
541-73-1	1,3-Dichlorobenzene	1.0	U	79-20-9	Methyl Acetate	1.0	U
106-46-7	1,4-Dichlorobenzene	1.0	U	108-87-2	Methylcyclohexane	1.0	U
123-91-1	1,4-Dioxane	50	U	75-09-2	Methylene Chloride	1.0	U
78-93-3	2-Butanone	1.0	U	1634-04-4	Methyl-t-butyl ether	0.50	U
591-78-6	2-Hexanone	1.0	U	95-47-6	o-Xylene	1.0	U
108-10-1	4-Methyl-2-Pentanone	1.0	U	100-42-5	Styrene	1.0	U
67-64-1	Acetone	5.0	U	127-18-4	Tetrachloroethene	1.0	U
71-43-2	Benzene	0.50	U	108-88-3	Toluene	1.0	U
74-97-5	Bromochloromethane	1.0	U	156-60-5	trans-1,2-Dichloroethene	1.0	U
75-27-4	Bromodichloromethane	1.0	U	10061-02-6	trans-1,3-Dichloropropene	1.0	U
75-25-2	Bromoform	1.0	U	79-01-6	Trichloroethene	1.0	U
74-83-9	Bromomethane	1.0	U	75-69-4	Trichlorofluoromethane	1.0	U
75-15-0	Carbon Disulfide	1.0	U	75-01-4	Vinyl Chloride	1.0	U

Worksheet #: 338356 *Total Target Concentration* 0 ColumnID: (^) Indicates results from 2nd column

U - Indicates the compound was analyzed but not detected.
B - Indicates the analyte was found in the blank as well as in the sample.
E - Indicates the analyte concentration exceeds the calibration range of the instrument.
R - Retention Time Out
J - Indicates an estimated value when a compound is detected at less than the specified detection limit.
d - Pesticide %Diff>40% between columns due to coelution. Lower concentration used

Form1

ORGANICS VOLATILE REPORT

Sample Number: DAILY BLANK
Client Id:
Data File: 2M34250.D
Analysis Date: 04/02/15 10:40
Date Rec/Extracted:
Column: DB-624 25M 0.200mm ID 1.12um film

Method: EPA 8260C
Matrix: Aqueous
Initial Vol: 5ml
Final Vol: NA
Dilution: 1.00
Solids: 0

Units: ug/L

Cas #	Compound	RL	Conc	Cas #	Compound	RL	Conc
71-55-6	1,1,1-Trichloroethane	1.0	U	56-23-5	Carbon Tetrachloride	1.0	U
79-34-5	1,1,2,2-Tetrachloroethane	1.0	U	108-90-7	Chlorobenzene	1.0	U
76-13-1	1,1,2-Trichloro-1,2,2-trifluor	1.0	U	75-00-3	Chloroethane	1.0	U
79-00-5	1,1,2-Trichloroethane	1.0	U	67-66-3	Chloroform	1.0	U
75-34-3	1,1-Dichloroethane	1.0	U	74-87-3	Chloromethane	1.0	U
75-35-4	1,1-Dichloroethene	1.0	U	156-59-2	cis-1,2-Dichloroethene	1.0	U
87-61-6	1,2,3-Trichlorobenzene	1.0	U	10061-01-5	cis-1,3-Dichloropropene	1.0	U
120-82-1	1,2,4-Trichlorobenzene	1.0	U	110-82-7	Cyclohexane	1.0	U
96-12-8	1,2-Dibromo-3-Chloropropa	1.0	U	124-48-1	Dibromochloromethane	1.0	U
106-93-4	1,2-Dibromoethane	1.0	U	75-71-8	Dichlorodifluoromethane	1.0	U
95-50-1	1,2-Dichlorobenzene	1.0	U	100-41-4	Ethylbenzene	1.0	U
107-06-2	1,2-Dichloroethane	0.50	U	98-82-8	Isopropylbenzene	1.0	U
78-87-5	1,2-Dichloropropane	1.0	U	136777612	m&p-Xylenes	1.0	U
541-73-1	1,3-Dichlorobenzene	1.0	U	79-20-9	Methyl Acetate	1.0	U
106-46-7	1,4-Dichlorobenzene	1.0	U	108-87-2	Methylcyclohexane	1.0	U
123-91-1	1,4-Dioxane	50	U	75-09-2	Methylene Chloride	1.0	U
78-93-3	2-Butanone	1.0	U	1634-04-4	Methyl-t-butyl ether	0.50	U
591-78-6	2-Hexanone	1.0	U	95-47-6	o-Xylene	1.0	U
108-10-1	4-Methyl-2-Pentanone	1.0	U	100-42-5	Styrene	1.0	U
67-64-1	Acetone	5.0	U	127-18-4	Tetrachloroethene	1.0	U
71-43-2	Benzene	0.50	U	108-88-3	Toluene	1.0	U
74-97-5	Bromochloromethane	1.0	U	156-60-5	trans-1,2-Dichloroethene	1.0	U
75-27-4	Bromodichloromethane	1.0	U	10061-02-6	trans-1,3-Dichloropropene	1.0	U
75-25-2	Bromoform	1.0	U	79-01-6	Trichloroethene	1.0	U
74-83-9	Bromomethane	1.0	U	75-69-4	Trichlorofluoromethane	1.0	U
75-15-0	Carbon Disulfide	1.0	U	75-01-4	Vinyl Chloride	1.0	U

Worksheet #: 338356

Total Target Concentration 0

ColumnID: (^) Indicates results from 2nd column

U - Indicates the compound was analyzed but not detected.
B - Indicates the analyte was found in the blank as well as in the sample.
E - Indicates the analyte concentration exceeds the calibration range of the instrument.
R - Retention Time Out
J - Indicates an estimated value when a compound is detected at less than the specified detection limit.
d - Pesticide %Diff>40% between columns due to coelution. Lower concentration used

Form1

ORGANICS VOLATILE REPORT

Sample Number: AC83924-001
Client Id: SL-MW-5 U
Data File: 11M15719.D
Analysis Date: 04/02/15 02:49
Date Rec/Extracted: 03/25/15-NA
Column: DB-5MS 30M 0.250mm ID 0.25um film

Method: EPA 8260C
Matrix: Aqueous
Initial Vol: 5ml
Final Vol: NA
Dilution: 1.00
Solids: 0

Units: ug/L

Cas #	Compound	RL	Conc	Cas #	Compound	RL	Conc
71-55-6	1,1,1-Trichloroethane	1.0	U	56-23-5	Carbon Tetrachloride	1.0	U
79-34-5	1,1,2,2-Tetrachloroethane	1.0	U	108-90-7	Chlorobenzene	1.0	U
76-13-1	1,1,2-Trichloro-1,2,2-trifluor	1.0	U	75-00-3	Chloroethane	1.0	U
79-00-5	1,1,2-Trichloroethane	1.0	U	67-66-3	Chloroform	1.0	U
75-34-3	1,1-Dichloroethane	1.0	U	74-87-3	Chloromethane	1.0	U
75-35-4	1,1-Dichloroethene	1.0	U	156-59-2	cis-1,2-Dichloroethene	1.0	U
87-61-6	1,2,3-Trichlorobenzene	1.0	U	10061-01-5	cis-1,3-Dichloropropene	1.0	U
120-82-1	1,2,4-Trichlorobenzene	1.0	U	110-82-7	Cyclohexane	1.0	U
96-12-8	1,2-Dibromo-3-Chloropropa	1.0	U	124-48-1	Dibromochloromethane	1.0	U
106-93-4	1,2-Dibromoethane	1.0	U	75-71-8	Dichlorodifluoromethane	1.0	U
95-50-1	1,2-Dichlorobenzene	1.0	U	100-41-4	Ethylbenzene	1.0	U
107-06-2	1,2-Dichloroethane	0.50	U	98-82-8	Isopropylbenzene	1.0	U
78-87-5	1,2-Dichloropropane	1.0	U	136777612	m&p-Xylenes	1.0	U
541-73-1	1,3-Dichlorobenzene	1.0	U	79-20-9	Methyl Acetate	1.0	U
106-46-7	1,4-Dichlorobenzene	1.0	U	108-87-2	Methylcyclohexane	1.0	U
123-91-1	1,4-Dioxane	50	U	75-09-2	Methylene Chloride	1.0	U
78-93-3	2-Butanone	1.0	U	1634-04-4	Methyl-t-butyl ether	0.50	U
591-78-6	2-Hexanone	1.0	U	95-47-6	o-Xylene	1.0	U
108-10-1	4-Methyl-2-Pentanone	1.0	U	100-42-5	Styrene	1.0	U
67-64-1	Acetone	5.0	U	127-18-4	Tetrachloroethene	1.0	U
71-43-2	Benzene	0.50	U	108-88-3	Toluene	1.0	U
74-97-5	Bromochloromethane	1.0	U	156-60-5	trans-1,2-Dichloroethene	1.0	U
75-27-4	Bromodichloromethane	1.0	U	10061-02-6	trans-1,3-Dichloropropene	1.0	U
75-25-2	Bromoform	1.0	U	79-01-6	Trichloroethene	1.0	U
74-83-9	Bromomethane	1.0	U	75-69-4	Trichlorofluoromethane	1.0	U
75-15-0	Carbon Disulfide	1.0	U	75-01-4	Vinyl Chloride	1.0	U
1330-20-7	Xylenes (Total)	1.0	U				

Worksheet #: 338356

Total Target Concentration 0

ColumnID: (^) Indicates results from 2nd column

U - Indicates the compound was analyzed but not detected.
B - Indicates the analyte was found in the blank as well as in the sample.
E - Indicates the analyte concentration exceeds the calibration range of the instrument.
R - Retention Time Out
J - Indicates an estimated value when a compound is detected at less than the specified detection limit.
d - Pesticide %Diff>40% between columns due to coelution. Lower concentration used

Form1

ORGANICS VOLATILE REPORT

Sample Number: AC83924-003
Client Id: SL-MW-14 U
Data File: 11M15720.D
Analysis Date: 04/02/15 03:14
Date Rec/Extracted: 03/25/15-NA
Column: DB-5MS 30M 0.250mm ID 0.25um film

Method: EPA 8260C
Matrix: Aqueous
Initial Vol: 5ml
Final Vol: NA
Dilution: 1.00
Solids: 0

Units: ug/L

Cas #	Compound	RL	Conc	Cas #	Compound	RL	Conc
71-55-6	1,1,1-Trichloroethane	1.0	U	56-23-5	Carbon Tetrachloride	1.0	U
79-34-5	1,1,2,2-Tetrachloroethane	1.0	U	108-90-7	Chlorobenzene	1.0	U
76-13-1	1,1,2-Trichloro-1,2,2-trifluor	1.0	U	75-00-3	Chloroethane	1.0	U
79-00-5	1,1,2-Trichloroethane	1.0	U	67-66-3	Chloroform	1.0	U
75-34-3	1,1-Dichloroethane	1.0	U	74-87-3	Chloromethane	1.0	U
75-35-4	1,1-Dichloroethene	1.0	U	156-59-2	cis-1,2-Dichloroethene	1.0	U
87-61-6	1,2,3-Trichlorobenzene	1.0	U	10061-01-5	cis-1,3-Dichloropropene	1.0	U
120-82-1	1,2,4-Trichlorobenzene	1.0	U	110-82-7	Cyclohexane	1.0	U
96-12-8	1,2-Dibromo-3-Chloropropa	1.0	U	124-48-1	Dibromochloromethane	1.0	U
106-93-4	1,2-Dibromoethane	1.0	U	75-71-8	Dichlorodifluoromethane	1.0	U
95-50-1	1,2-Dichlorobenzene	1.0	U	100-41-4	Ethylbenzene	1.0	U
107-06-2	1,2-Dichloroethane	0.50	U	98-82-8	Isopropylbenzene	1.0	U
78-87-5	1,2-Dichloropropane	1.0	U	136777612	m&p-Xylenes	1.0	U
541-73-1	1,3-Dichlorobenzene	1.0	U	79-20-9	Methyl Acetate	1.0	U
106-46-7	1,4-Dichlorobenzene	1.0	U	108-87-2	Methylcyclohexane	1.0	U
123-91-1	1,4-Dioxane	50	U	75-09-2	Methylene Chloride	1.0	U
78-93-3	2-Butanone	1.0	U	**1634-04-4**	**Methyl-t-butyl ether**	**0.50**	**0.81**
591-78-6	2-Hexanone	1.0	U	95-47-6	o-Xylene	1.0	U
108-10-1	4-Methyl-2-Pentanone	1.0	U	100-42-5	Styrene	1.0	U
67-64-1	Acetone	5.0	U	127-18-4	Tetrachloroethene	1.0	U
71-43-2	Benzene	0.50	U	108-88-3	Toluene	1.0	U
74-97-5	Bromochloromethane	1.0	U	156-60-5	trans-1,2-Dichloroethene	1.0	U
75-27-4	Bromodichloromethane	1.0	U	10061-02-6	trans-1,3-Dichloropropene	1.0	U
75-25-2	Bromoform	1.0	U	79-01-6	Trichloroethene	1.0	U
74-83-9	Bromomethane	1.0	U	75-69-4	Trichlorofluoromethane	1.0	U
75-15-0	Carbon Disulfide	1.0	U	75-01-4	Vinyl Chloride	1.0	U
1330-20-7	Xylenes (Total)	1.0	U				

Worksheet #: 338356

Total Target Concentration 0.81

ColumnID: (^) Indicates results from 2nd column

U - Indicates the compound was analyzed but not detected.
B - Indicates the analyte was found in the blank as well as in the sample.
E - Indicates the analyte concentration exceeds the calibration range of the instrument.
R - Retention Time Out
J - Indicates an estimated value when a compound is detected at less than the specified detection limit.
d - Pesticide %Diff>40% between columns due to coelution. Lower concentration used

Form1

ORGANICS VOLATILE REPORT

Sample Number: AC83924-005
Client Id: SL-MW-16 U
Data File: 2M34262.D
Analysis Date: 04/02/15 14:07
Date Rec/Extracted: 03/25/15-NA
Column: DB-624 25M 0.200mm ID 1.12um film

Method: EPA 8260C
Matrix: Aqueous
Initial Vol: 5ml
Final Vol: NA
Dilution: 1.00
Solids: 0

Units: ug/L

Cas #	Compound	RL	Conc	Cas #	Compound	RL	Conc
71-55-6	1,1,1-Trichloroethane	1.0	U	56-23-5	Carbon Tetrachloride	1.0	U
79-34-5	1,1,2,2-Tetrachloroethane	1.0	U	108-90-7	Chlorobenzene	1.0	U
76-13-1	1,1,2-Trichloro-1,2,2-trifluor	1.0	U	75-00-3	Chloroethane	1.0	U
79-00-5	1,1,2-Trichloroethane	1.0	U	67-66-3	Chloroform	1.0	U
75-34-3	1,1-Dichloroethane	1.0	U	74-87-3	Chloromethane	1.0	U
75-35-4	1,1-Dichloroethene	1.0	U	156-59-2	cis-1,2-Dichloroethene	1.0	U
87-61-6	1,2,3-Trichlorobenzene	1.0	U	10061-01-5	cis-1,3-Dichloropropene	1.0	U
120-82-1	1,2,4-Trichlorobenzene	1.0	U	110-82-7	Cyclohexane	1.0	U
96-12-8	1,2-Dibromo-3-Chloropropa	1.0	U	124-48-1	Dibromochloromethane	1.0	U
106-93-4	1,2-Dibromoethane	1.0	U	75-71-8	Dichlorodifluoromethane	1.0	U
95-50-1	1,2-Dichlorobenzene	1.0	U	100-41-4	Ethylbenzene	1.0	U
107-06-2	1,2-Dichloroethane	0.50	U	98-82-8	Isopropylbenzene	1.0	U
78-87-5	1,2-Dichloropropane	1.0	U	136777612	m&p-Xylenes	1.0	U
541-73-1	1,3-Dichlorobenzene	1.0	U	79-20-9	Methyl Acetate	1.0	U
106-46-7	1,4-Dichlorobenzene	1.0	U	108-87-2	Methylcyclohexane	1.0	U
123-91-1	1,4-Dioxane	50	U	75-09-2	Methylene Chloride	1.0	U
78-93-3	2-Butanone	1.0	U	1634-04-4	Methyl-t-butyl ether	0.50	U
591-78-6	2-Hexanone	1.0	U	95-47-6	o-Xylene	1.0	U
108-10-1	4-Methyl-2-Pentanone	1.0	U	100-42-5	Styrene	1.0	U
67-64-1	Acetone	5.0	U	127-18-4	Tetrachloroethene	1.0	U
71-43-2	Benzene	0.50	U	108-88-3	Toluene	1.0	U
74-97-5	Bromochloromethane	1.0	U	156-60-5	trans-1,2-Dichloroethene	1.0	U
75-27-4	Bromodichloromethane	1.0	U	10061-02-6	trans-1,3-Dichloropropene	1.0	U
75-25-2	Bromoform	1.0	U	79-01-6	Trichloroethene	1.0	U
74-83-9	Bromomethane	1.0	U	75-69-4	Trichlorofluoromethane	1.0	U
75-15-0	Carbon Disulfide	1.0	U	75-01-4	Vinyl Chloride	1.0	U
1330-20-7	Xylenes (Total)	1.0	U				

Worksheet #: 338356

Total Target Concentration 0

ColumnID: (^) Indicates results from 2nd column

U - Indicates the compound was analyzed but not detected.
B - Indicates the analyte was found in the blank as well as in the sample.
E - Indicates the analyte concentration exceeds the calibration range of the instrument.
R - Retention Time Out
J - Indicates an estimated value when a compound is detected at less than the specified detection limit.
d - Pesticide %Diff>40% between columns due to coelution. Lower concentration used

Form1

ORGANICS VOLATILE REPORT

Sample Number: AC83924-007
Client Id: SL-MW-13 U
Data File: 11M15721.D
Analysis Date: 04/02/15 03:39
Date Rec/Extracted: 03/25/15-NA
Column: DB-5MS 30M 0.250mm ID 0.25um film

Method: EPA 8260C
Matrix: Aqueous
Initial Vol: 5ml
Final Vol: NA
Dilution: 1.00
Solids: 0

Units: ug/L

Cas #	Compound	RL	Conc	Cas #	Compound	RL	Conc
71-55-6	1,1,1-Trichloroethane	1.0	U	56-23-5	Carbon Tetrachloride	1.0	U
79-34-5	1,1,2,2-Tetrachloroethane	1.0	U	108-90-7	Chlorobenzene	1.0	U
76-13-1	1,1,2-Trichloro-1,2,2-trifluor	1.0	U	75-00-3	Chloroethane	1.0	U
79-00-5	1,1,2-Trichloroethane	1.0	U	67-66-3	Chloroform	1.0	U
75-34-3	1,1-Dichloroethane	1.0	U	74-87-3	Chloromethane	1.0	U
75-35-4	1,1-Dichloroethene	1.0	U	156-59-2	cis-1,2-Dichloroethene	1.0	U
87-61-6	1,2,3-Trichlorobenzene	1.0	U	10061-01-5	cis-1,3-Dichloropropene	1.0	U
120-82-1	1,2,4-Trichlorobenzene	1.0	U	110-82-7	Cyclohexane	1.0	U
96-12-8	1,2-Dibromo-3-Chloropropa	1.0	U	124-48-1	Dibromochloromethane	1.0	U
106-93-4	1,2-Dibromoethane	1.0	U	75-71-8	Dichlorodifluoromethane	1.0	U
95-50-1	1,2-Dichlorobenzene	1.0	U	100-41-4	Ethylbenzene	1.0	U
107-06-2	1,2-Dichloroethane	0.50	U	98-82-8	Isopropylbenzene	1.0	U
78-87-5	1,2-Dichloropropane	1.0	U	136777612	m&p-Xylenes	1.0	U
541-73-1	1,3-Dichlorobenzene	1.0	U	79-20-9	Methyl Acetate	1.0	U
106-46-7	1,4-Dichlorobenzene	1.0	U	108-87-2	Methylcyclohexane	1.0	U
123-91-1	1,4-Dioxane	50	U	75-09-2	Methylene Chloride	1.0	U
78-93-3	2-Butanone	1.0	U	**1634-04-4**	**Methyl-t-butyl ether**	**0.50**	**1.4**
591-78-6	2-Hexanone	1.0	U	95-47-6	o-Xylene	1.0	U
108-10-1	4-Methyl-2-Pentanone	1.0	U	100-42-5	Styrene	1.0	U
67-64-1	Acetone	5.0	U	127-18-4	Tetrachloroethene	1.0	U
71-43-2	Benzene	0.50	U	108-88-3	Toluene	1.0	U
74-97-5	Bromochloromethane	1.0	U	156-60-5	trans-1,2-Dichloroethene	1.0	U
75-27-4	Bromodichloromethane	1.0	U	10061-02-6	trans-1,3-Dichloropropene	1.0	U
75-25-2	Bromoform	1.0	U	79-01-6	Trichloroethene	1.0	U
74-83-9	Bromomethane	1.0	U	75-69-4	Trichlorofluoromethane	1.0	U
75-15-0	Carbon Disulfide	1.0	U	75-01-4	Vinyl Chloride	1.0	U
1330-20-7	Xylenes (Total)	1.0	U				

Worksheet #: 338356

Total Target Concentration 1.4

ColumnID: (^) Indicates results from 2nd column

U - Indicates the compound was analyzed but not detected.
B - Indicates the analyte was found in the blank as well as in the sample.
E - Indicates the analyte concentration exceeds the calibration range of the instrument.
R - Retention Time Out
J - Indicates an estimated value when a compound is detected at less than the specified detection limit.
d - Pesticide %Diff>40% between columns due to coelution. Lower concentration used

Form1

ORGANICS VOLATILE REPORT

Sample Number: AC83924-009
Client Id: SL-MW-23S U
Data File: 11M15722.D
Analysis Date: 04/02/15 04:03
Date Rec/Extracted: 03/25/15-NA
Column: DB-5MS 30M 0.250mm ID 0.25um film

Method: EPA 8260C
Matrix: Aqueous
Initial Vol: 5ml
Final Vol: NA
Dilution: 1.00
Solids: 0

Units: ug/L

Cas #	Compound	RL	Conc	Cas #	Compound	RL	Conc
71-55-6	1,1,1-Trichloroethane	1.0	U	56-23-5	Carbon Tetrachloride	1.0	U
79-34-5	1,1,2,2-Tetrachloroethane	1.0	U	108-90-7	Chlorobenzene	1.0	U
76-13-1	1,1,2-Trichloro-1,2,2-trifluor	1.0	U	75-00-3	Chloroethane	1.0	U
79-00-5	1,1,2-Trichloroethane	1.0	U	67-66-3	Chloroform	1.0	U
75-34-3	1,1-Dichloroethane	1.0	U	74-87-3	Chloromethane	1.0	U
75-35-4	1,1-Dichloroethene	1.0	U	**156-59-2**	**cis-1,2-Dichloroethene**	**1.0**	**12**
87-61-6	1,2,3-Trichlorobenzene	1.0	U	10061-01-5	cis-1,3-Dichloropropene	1.0	U
120-82-1	1,2,4-Trichlorobenzene	1.0	U	110-82-7	Cyclohexane	1.0	U
96-12-8	1,2-Dibromo-3-Chloropropa	1.0	U	124-48-1	Dibromochloromethane	1.0	U
106-93-4	1,2-Dibromoethane	1.0	U	75-71-8	Dichlorodifluoromethane	1.0	U
95-50-1	1,2-Dichlorobenzene	1.0	U	100-41-4	Ethylbenzene	1.0	U
107-06-2	1,2-Dichloroethane	0.50	U	98-82-8	Isopropylbenzene	1.0	U
78-87-5	1,2-Dichloropropane	1.0	U	136777612	m&p-Xylenes	1.0	U
541-73-1	1,3-Dichlorobenzene	1.0	U	79-20-9	Methyl Acetate	1.0	U
106-46-7	1,4-Dichlorobenzene	1.0	U	108-87-2	Methylcyclohexane	1.0	U
123-91-1	1,4-Dioxane	50	U	75-09-2	Methylene Chloride	1.0	U
78-93-3	2-Butanone	1.0	U	**1634-04-4**	**Methyl-t-butyl ether**	**0.50**	**2.4**
591-78-6	2-Hexanone	1.0	U	95-47-6	o-Xylene	1.0	U
108-10-1	4-Methyl-2-Pentanone	1.0	U	100-42-5	Styrene	1.0	U
67-64-1	Acetone	5.0	U	**127-18-4**	**Tetrachloroethene**	**1.0**	**390**
71-43-2	Benzene	0.50	U	108-88-3	Toluene	1.0	U
74-97-5	Bromochloromethane	1.0	U	156-60-5	trans-1,2-Dichloroethene	1.0	U
75-27-4	Bromodichloromethane	1.0	U	10061-02-6	trans-1,3-Dichloropropene	1.0	U
75-25-2	Bromoform	1.0	U	**79-01-6**	**Trichloroethene**	**1.0**	**5.4**
74-83-9	Bromomethane	1.0	U	75-69-4	Trichlorofluoromethane	1.0	U
75-15-0	Carbon Disulfide	1.0	U	75-01-4	Vinyl Chloride	1.0	U
1330-20-7	Xylenes (Total)	1.0	U				

Worksheet #: 338356

Total Target Concentration 410

ColumnID: (^) Indicates results from 2nd column

U - Indicates the compound was analyzed but not detected.
B - Indicates the analyte was found in the blank as well as in the sample.
E - Indicates the analyte concentration exceeds the calibration range of the instrument.
R - Retention Time Out
J - Indicates an estimated value when a compound is detected at less than the specified detection limit.
d - Pesticide %Diff>40% between columns due to coelution. Lower concentration used

Form1

ORGANICS VOLATILE REPORT

Sample Number: AC83924-011
Client Id: SL-MW-23D U
Data File: 11M15723.D
Analysis Date: 04/02/15 04:28
Date Rec/Extracted: 03/25/15-NA
Column: DB-5MS 30M 0.250mm ID 0.25um film

Method: EPA 8260C
Matrix: Aqueous
Initial Vol: 5ml
Final Vol: NA
Dilution: 1.00
Solids: 0

Units: ug/L

Cas #	Compound	RL	Conc	Cas #	Compound	RL	Conc
71-55-6	**1,1,1-Trichloroethane**	**1.0**	**1.1**	56-23-5	Carbon Tetrachloride	1.0	U
79-34-5	1,1,2,2-Tetrachloroethane	1.0	U	108-90-7	Chlorobenzene	1.0	U
76-13-1	1,1,2-Trichloro-1,2,2-trifluor	1.0	U	75-00-3	Chloroethane	1.0	U
79-00-5	1,1,2-Trichloroethane	1.0	U	67-66-3	Chloroform	1.0	U
75-34-3	1,1-Dichloroethane	1.0	U	74-87-3	Chloromethane	1.0	U
75-35-4	1,1-Dichloroethene	1.0	U	**156-59-2**	**cis-1,2-Dichloroethene**	**1.0**	**9.3**
87-61-6	1,2,3-Trichlorobenzene	1.0	U	10061-01-5	cis-1,3-Dichloropropene	1.0	U
120-82-1	1,2,4-Trichlorobenzene	1.0	U	110-82-7	Cyclohexane	1.0	U
96-12-8	1,2-Dibromo-3-Chloropropa	1.0	U	124-48-1	Dibromochloromethane	1.0	U
106-93-4	1,2-Dibromoethane	1.0	U	75-71-8	Dichlorodifluoromethane	1.0	U
95-50-1	1,2-Dichlorobenzene	1.0	U	100-41-4	Ethylbenzene	1.0	U
107-06-2	1,2-Dichloroethane	0.50	U	98-82-8	Isopropylbenzene	1.0	U
78-87-5	1,2-Dichloropropane	1.0	U	136777612	m&p-Xylenes	1.0	U
541-73-1	1,3-Dichlorobenzene	1.0	U	79-20-9	Methyl Acetate	1.0	U
106-46-7	1,4-Dichlorobenzene	1.0	U	108-87-2	Methylcyclohexane	1.0	U
123-91-1	1,4-Dioxane	50	U	75-09-2	Methylene Chloride	1.0	U
78-93-3	2-Butanone	1.0	U	**1634-04-4**	**Methyl-t-butyl ether**	**0.50**	**1.5**
591-78-6	2-Hexanone	1.0	U	95-47-6	o-Xylene	1.0	U
108-10-1	4-Methyl-2-Pentanone	1.0	U	100-42-5	Styrene	1.0	U
67-64-1	Acetone	5.0	U	**127-18-4**	**Tetrachloroethene**	**1.0**	**110**
71-43-2	Benzene	0.50	U	108-88-3	Toluene	1.0	U
74-97-5	Bromochloromethane	1.0	U	156-60-5	trans-1,2-Dichloroethene	1.0	U
75-27-4	Bromodichloromethane	1.0	U	10061-02-6	trans-1,3-Dichloropropene	1.0	U
75-25-2	Bromoform	1.0	U	**79-01-6**	**Trichloroethene**	**1.0**	**6.2**
74-83-9	Bromomethane	1.0	U	75-69-4	Trichlorofluoromethane	1.0	U
75-15-0	Carbon Disulfide	1.0	U	75-01-4	Vinyl Chloride	1.0	U
1330-20-7	Xylenes (Total)	1.0	U				

U - Indicates the compound was analyzed but not detected.
B - Indicates the analyte was found in the blank as well as in the sample.
E - Indicates the analyte concentration exceeds the calibration range of the instrument.
R - Retention Time Out
J - Indicates an estimated value when a compound is detected at less than the specified detection limit.
d - Pesticide %Diff>40% between columns due to coelution. Lower concentration used

Form1

ORGANICS VOLATILE REPORT

Sample Number: AC83924-013
Client Id: SL-TB-2
Data File: 11M15713.D
Analysis Date: 04/02/15 00:21
Date Rec/Extracted: 03/25/15-NA
Column: DB-5MS 30M 0.250mm ID 0.25um film

Method: EPA 8260C
Matrix: Aqueous
Initial Vol: 5ml
Final Vol: NA
Dilution: 1.00
Solids: 0

Units: ug/L

Cas #	Compound	RL	Conc	Cas #	Compound	RL	Conc
71-55-6	1,1,1-Trichloroethane	1.0	U	56-23-5	Carbon Tetrachloride	1.0	U
79-34-5	1,1,2,2-Tetrachloroethane	1.0	U	108-90-7	Chlorobenzene	1.0	U
76-13-1	1,1,2-Trichloro-1,2,2-trifluor	1.0	U	75-00-3	Chloroethane	1.0	U
79-00-5	1,1,2-Trichloroethane	1.0	U	67-66-3	Chloroform	1.0	U
75-34-3	1,1-Dichloroethane	1.0	U	74-87-3	Chloromethane	1.0	U
75-35-4	1,1-Dichloroethene	1.0	U	156-59-2	cis-1,2-Dichloroethene	1.0	U
87-61-6	1,2,3-Trichlorobenzene	1.0	U	10061-01-5	cis-1,3-Dichloropropene	1.0	U
120-82-1	1,2,4-Trichlorobenzene	1.0	U	110-82-7	Cyclohexane	1.0	U
96-12-8	1,2-Dibromo-3-Chloropropa	1.0	U	124-48-1	Dibromochloromethane	1.0	U
106-93-4	1,2-Dibromoethane	1.0	U	75-71-8	Dichlorodifluoromethane	1.0	U
95-50-1	1,2-Dichlorobenzene	1.0	U	100-41-4	Ethylbenzene	1.0	U
107-06-2	1,2-Dichloroethane	0.50	U	98-82-8	Isopropylbenzene	1.0	U
78-87-5	1,2-Dichloropropane	1.0	U	136777612	m&p-Xylenes	1.0	U
541-73-1	1,3-Dichlorobenzene	1.0	U	79-20-9	Methyl Acetate	1.0	U
106-46-7	1,4-Dichlorobenzene	1.0	U	108-87-2	Methylcyclohexane	1.0	U
123-91-1	1,4-Dioxane	50	U	75-09-2	Methylene Chloride	1.0	U
78-93-3	2-Butanone	1.0	U	1634-04-4	Methyl-t-butyl ether	0.50	U
591-78-6	2-Hexanone	1.0	U	95-47-6	o-Xylene	1.0	U
108-10-1	4-Methyl-2-Pentanone	1.0	U	100-42-5	Styrene	1.0	U
67-64-1	Acetone	5.0	U	127-18-4	Tetrachloroethene	1.0	U
71-43-2	Benzene	0.50	U	108-88-3	Toluene	1.0	U
74-97-5	Bromochloromethane	1.0	U	156-60-5	trans-1,2-Dichloroethene	1.0	U
75-27-4	Bromodichloromethane	1.0	U	10061-02-6	trans-1,3-Dichloropropene	1.0	U
75-25-2	Bromoform	1.0	U	79-01-6	Trichloroethene	1.0	U
74-83-9	Bromomethane	1.0	U	75-69-4	Trichlorofluoromethane	1.0	U
75-15-0	Carbon Disulfide	1.0	U	75-01-4	Vinyl Chloride	1.0	U
1330-20-7	Xylenes (Total)	1.0	U				

Worksheet #: 338356

Total Target Concentration 0

ColumnID: (^) Indicates results from 2nd column

U - Indicates the compound was analyzed but not detected.
B - Indicates the analyte was found in the blank as well as in the sample.
E - Indicates the analyte concentration exceeds the calibration range of the instrument.
R - Retention Time Out
J - Indicates an estimated value when a compound is detected at less than the specified detection limit.
d - Pesticide %Diff>40% between columns due to coelution. Lower concentration usea

Form3
Recovery Data
QC Batch: MBS43092

Data File	Sample ID:	Analysis Date
Spike or Dup: 11M15712.D	MBS43092	4/1/2015 11:57:00 PM
Non Spike(If applicable):		
Inst Blank(If applicable):		

Method: 8260C Matrix: Aqueous QC Type: MBS

Analyte:	Col	Spike Conc	Sample Conc	Expected Conc	Recovery	Lower Limit	Upper Limit
Chlorodifluoromethane	1	16.4003	0	20	82	70	130
Dichlorodifluoromethane	1	34.8662	0	20	174*	40	160
Chloromethane	1	27.6692	0	20	138	40	160
Bromomethane	1	17.2583	0	20	86	40	160
Vinyl Chloride	1	25.6987	0	20	128	70	130
Chloroethane	1	21.0131	0	20	105	40	160
Trichlorofluoromethane	1	19.5151	0	20	98	40	160
Ethyl ether	1	18.4441	0	20	92	70	130
Furan	1	16.7531	0	20	84	70	130
1,1,2-Trichloro-1,2,2-trifluoroethane	1	18.2888	0	20	91	70	130
Methylene Chloride	1	20.3134	0	20	102	70	130
Acrolein	1	79.3545	0	100	79	70	130
Acrylonitrile	1	19.3135	0	20	97	70	130
Iodomethane	1	10.4832	0	20	52*	70	130
Acetone	1	84.7709	0	100	85	40	160
Carbon Disulfide	1	19.9622	0	20	100	40	160
t-Butyl Alcohol	1	93.2552	0	100	93	70	130
n-Hexane	1	15.5937	0	20	78	70	130
Di-isopropyl-ether	1	19.0268	0	20	95	70	130
1,1-Dichloroethene	1	21.9016	0	20	110	70	130
Methyl Acetate	1	16.8158	0	20	84	70	130
Methyl-t-butyl ether	1	19.2772	0	20	96	70	130
1,1-Dichloroethane	1	20.4261	0	20	102	70	130
trans-1,2-Dichloroethene	1	20.9604	0	20	105	70	130
Ethyl-t-butyl ether	1	17.9642	0	20	90	70	130
cis-1,2-Dichloroethene	1	19.1153	0	20	96	70	130
Bromochloromethane	1	19.7416	0	20	99	70	130
2,2-Dichloropropane	1	15.1171	0	20	76	70	130
Ethyl acetate	1	19.2136	0	20	96	70	130
1,4-Dioxane	1	1403.042	0	1000	140	40	160
1,1-Dichloropropene	1	21.3157	0	20	107	70	130
Chloroform	1	19.7496	0	20	99	70	130
Cyclohexane	1	16.2084	0	20	81	70	130
1,2-Dichloroethane	1	19.2095	0	20	96	70	130
2-Butanone	1	16.851	0	20	84	70	130
1,1,1-Trichloroethane	1	21.0018	0	20	105	70	130
Carbon Tetrachloride	1	18.7464	0	20	94	70	130
Vinyl Acetate	1	22.3327	0	20	112	70	130
Bromodichloromethane	1	19.5326	0	20	98	70	130
Methylcyclohexane	1	16.1289	0	20	81	70	130
Dibromomethane	1	20.1283	0	20	101	70	130
1,2-Dichloropropane	1	19.5512	0	20	98	70	130
Trichloroethene	1	20.1421	0	20	101	70	130
Benzene	1	20.5781	0	20	103	70	130
tert-Amyl methyl ether	1	19.1141	0	20	96	70	130
Iso-propylacetate	1	14.2809	0	20	71	70	130
Methyl methacrylate	1	14.9365	0	20	75	70	130
Dibromochloromethane	1	13.961	0	20	70	70	130
2-Chloroethylvinylether	1	13.6741	0	20	68*	70	130
cis-1,3-Dichloropropene	1	14.4507	0	20	72	70	130
trans-1,3-Dichloropropene	1	14.1219	0	20	71	70	130
Ethyl methacrylate	1	13.9373	0	20	70	70	130
1,1,2-Trichloroethane	1	15.1178	0	20	76	70	130
1,2-Dibromoethane	1	15.2548	0	20	76	70	130
1,3-Dichloropropane	1	15.0652	0	20	75	70	130
4-Methyl-2-Pentanone	1	13.861	0	20	69	40	160
2-Hexanone	1	13.8379	0	20	69	40	160
Tetrachloroethene	1	15.4531	0	20	77	70	130
Toluene	1	15.4406	0	20	77	70	130
1,1,1,2-Tetrachloroethane	1	14.1478	0	20	71	70	130
Chlorobenzene	1	15.4288	0	20	77	70	130
n-Butyl acrylate	1	14.118	0	20	71	70	130

* - Indicates outside of limits # - Indicates outside of standard limits but within method exceedance limits

Form3
Recovery Data
QC Batch: MBS43092

n-Amyl acetate	1	14.0747	0	20	70	70	130
Bromoform	1	15.0234	0	20	75	70	130
Ethylbenzene	1	16.008	0	20	80	70	130
1,1,2,2-Tetrachloroethane	1	17.7734	0	20	89	70	130
Styrene	1	15.9968	0	20	80	70	130
m&p-Xylenes	1	31.2738	0	40	78	70	130
o-Xylene	1	15.643	0	20	78	70	130
trans-1,4-Dichloro-2-butene	1	12.4068	0	20	62*	70	130
1,3-Dichlorobenzene	1	16.2561	0	20	81	70	130
1,4-Dichlorobenzene	1	16.3483	0	20	82	70	130
1,2-Dichlorobenzene	1	17.142	0	20	86	70	130
Isopropylbenzene	1	15.6666	0	20	78	70	130
Cyclohexanone	1	22.3433	0	100	22*	70	130
Camphene	1	13.8592	0	20	69*	70	130
1,2,3-Trichloropropane	1	14.7474	0	20	74	70	130
2-Chlorotoluene	1	16.2122	0	20	81	70	130
p-Ethyltoluene	1	14.2685	0	20	71	70	130
4-Chlorotoluene	1	15.9253	0	20	80	70	130
n-Propylbenzene	1	15.714	0	20	79	70	130
Bromobenzene	1	15.367	0	20	77	70	130
1,3,5-Trimethylbenzene	1	16.4842	0	20	82	70	130
Butyl methacrylate	1	14.4284	0	20	72	70	130
t-Butylbenzene	1	16.4682	0	20	82	70	130
1,2,4-Trimethylbenzene	1	16.4572	0	20	82	70	130
sec-Butylbenzene	1	14.4707	0	20	72	70	130
4-Isopropyltoluene	1	17.5574	0	20	88	70	130
n-Butylbenzene	1	16.456	0	20	82	70	130
p-Diethylbenzene	1	14.13	0	20	71	70	130
1,2,4,5-Tetramethylbenzene	1	14.4389	0	20	72	70	130
1,2-Dibromo-3-Chloropropane	1	18.5928	0	20	93	40	160
Camphor	1	139.1239	0	200	70	70	130
Hexachlorobutadiene	1	20.1461	0	20	101	70	130
1,2,4-Trichlorobenzene	1	21.5224	0	20	108	70	130
1,2,3-Trichlorobenzene	1	28.9869	0	20	145*	70	130
Naphthalene	1	20.6107	0	20	103	40	160

* - Indicates outside of limits # - Indicates outside of standard limits but within method exceedance limits

Form3
Recovery Data
QC Batch: MBS43102

	Data File	Sample ID:	Analysis Date
Spike or Dup:	2M34252.D	MBS43102	4/2/2015 11:14:00 AM
Non Spike(If applicable):			
Inst Blank(If applicable):			

Method: 8260C Matrix: Aqueous QC Type: MBS

Analyte:	Col	Spike Conc	Sample Conc	Expected Conc	Recovery	Lower Limit	Upper Limit
Chlorodifluoromethane	1	14.6325	0	20	73	70	130
Dichlorodifluoromethane	1	23.4903	0	20	117	40	160
Chloromethane	1	20.6483	0	20	103	40	160
Bromomethane	1	16.4884	0	20	82	40	160
Vinyl Chloride	1	16.9568	0	20	85	70	130
Chloroethane	1	15.555	0	20	78	40	160
Trichlorofluoromethane	1	14.6072	0	20	73	40	160
Ethyl ether	1	12.5792	0	20	63*	70	130
Furan	1	10.8987	0	20	54*	70	130
1,1,2-Trichloro-1,2,2-trifluoroethane	1	12.9789	0	20	65*	70	130
Methylene Chloride	1	17.1237	0	20	86	70	130
Acrolein	1	59.4224	0	100	59*	70	130
Acrylonitrile	1	17.0688	0	20	85	70	130
Iodomethane	1	13.5662	0	20	68*	70	130
Acetone	1	59.1423	0	100	59	40	160
Carbon Disulfide	1	16.7203	0	20	84	40	160
t-Butyl Alcohol	1	78.4493	0	100	78	70	130
n-Hexane	1	18.057	0	20	90	70	130
Di-isopropyl-ether	1	17.0776	0	20	85	70	130
1,1-Dichloroethene	1	16.5399	0	20	83	70	130
Methyl Acetate	1	13.514	0	20	68*	70	130
Methyl-t-butyl ether	1	15.2221	0	20	76	70	130
1,1-Dichloroethane	1	17.0416	0	20	85	70	130
trans-1,2-Dichloroethene	1	17.1544	0	20	86	70	130
Ethyl-t-butyl ether	1	18.7508	0	20	94	70	130
cis-1,2-Dichloroethene	1	14.8329	0	20	74	70	130
Bromochloromethane	1	15.7513	0	20	79	70	130
2,2-Dichloropropane	1	17.2855	0	20	86	70	130
Ethyl acetate	1	16.7127	0	20	84	70	130
1,4-Dioxane	1	758.5485	0	1000	76	40	160
1,1-Dichloropropene	1	16.4447	0	20	82	70	130
Chloroform	1	14.3842	0	20	72	70	130
Cyclohexane	1	17.6953	0	20	88	70	130
1,2-Dichloroethane	1	12.7416	0	20	64*	70	130
2-Butanone	1	14.024	0	20	70	70	130
1,1,1-Trichloroethane	1	13.7553	0	20	69*	70	130
Carbon Tetrachloride	1	13.2877	0	20	66*	70	130
Vinyl Acetate	1	18.1639	0	20	91	70	130
Bromodichloromethane	1	14.2405	0	20	71	70	130
Methylcyclohexane	1	17.0705	0	20	85	70	130
Dibromomethane	1	16.3786	0	20	82	70	130
1,2-Dichloropropane	1	20.2431	0	20	101	70	130
Trichloroethene	1	17.0901	0	20	85	70	130
Benzene	1	17.6218	0	20	88	70	130
tert-Amyl methyl ether	1	19.8246	0	20	99	70	130
Iso-propylacetate	1	14.0237	0	20	70	70	130
Methyl methacrylate	1	15.1177	0	20	76	70	130
Dibromochloromethane	1	14.4418	0	20	72	70	130
2-Chloroethylvinylether	1	14.7792	0	20	74	70	130
cis-1,3-Dichloropropene	1	15.5792	0	20	78	70	130
trans-1,3-Dichloropropene	1	14.4168	0	20	72	70	130
Ethyl methacrylate	1	14.404	0	20	72	70	130
1,1,2-Trichloroethane	1	18.1748	0	20	91	70	130
1,2-Dibromoethane	1	15.8487	0	20	79	70	130
1,3-Dichloropropane	1	16.5293	0	20	83	70	130
4-Methyl-2-Pentanone	1	13.5206	0	20	68	40	160
2-Hexanone	1	10.2297	0	20	51	40	160
Tetrachloroethene	1	16.9475	0	20	85	70	130
Toluene	1	17.1344	0	20	86	70	130
1,1,1,2-Tetrachloroethane	1	14.993	0	20	75	70	130
Chlorobenzene	1	17.8781	0	20	89	70	130
n-Butyl acrylate	1	12.7909	0	20	64*	70	130

* - Indicates outside of limits # - Indicates outside of standard limits but within method exceedance limits

Form3
Recovery Data
QC Batch: MBS43102

n-Amyl acetate	1	12.7394	0	20	64*	70	130
Bromoform	1	14.7833	0	20	74	70	130
Ethylbenzene	1	17.7024	0	20	89	70	130
1,1,2,2-Tetrachloroethane	1	19.3445	0	20	97	70	130
Styrene	1	17.3387	0	20	87	70	130
m&p-Xylenes	1	35.157	0	40	88	70	130
o-Xylene	1	18.229	0	20	91	70	130
trans-1,4-Dichloro-2-butene	1	12.6635	0	20	63*	70	130
1,3-Dichlorobenzene	1	17.9875	0	20	90	70	130
1,4-Dichlorobenzene	1	17.6949	0	20	88	70	130
1,2-Dichlorobenzene	1	18.7831	0	20	94	70	130
Isopropylbenzene	1	16.301	0	20	82	70	130
Cyclohexanone	1	34.5332	0	100	35*	70	130
Camphene	1	14.3496	0	20	72	70	130
1,2,3-Trichloropropane	1	16.3146	0	20	82	70	130
2-Chlorotoluene	1	14.3138	0	20	72	70	130
p-Ethyltoluene	1	16.6978	0	20	83	70	130
4-Chlorotoluene	1	15.9652	0	20	80	70	130
n-Propylbenzene	1	16.5625	0	20	83	70	130
Bromobenzene	1	14.2618	0	20	71	70	130
1,3,5-Trimethylbenzene	1	15.9079	0	20	80	70	130
Butyl methacrylate	1	15.1727	0	20	76	70	130
t-Butylbenzene	1	16.3924	0	20	82	70	130
1,2,4-Trimethylbenzene	1	15.5242	0	20	78	70	130
sec-Butylbenzene	1	18.8797	0	20	94	70	130
4-Isopropyltoluene	1	18.8231	0	20	94	70	130
n-Butylbenzene	1	17.5833	0	20	88	70	130
p-Diethylbenzene	1	15.2329	0	20	76	70	130
1,2,4,5-Tetramethylbenzene	1	8.5515	0	20	43*	70	130
1,2-Dibromo-3-Chloropropane	1	18.9821	0	20	95	40	160
Camphor	1	128.7778	0	200	64*	70	130
Hexachlorobutadiene	1	18.7598	0	20	94	70	130
1,2,4-Trichlorobenzene	1	20.4083	0	20	102	70	130
1,2,3-Trichlorobenzene	1	19.2978	0	20	96	70	130
Naphthalene	1	12.767	0	20	64	40	160

* - Indicates outside of limits # - Indicates outside of standard limits but within method exceedance limits

Form3
Recovery Data
QC Batch: MBS43140

Data File	Sample ID:	Analysis Date
Spike or Dup: 11M15912.D	MBS43140	4/6/2015 9:19:00 PM
Non Spike(If applicable):		
Inst Blank(If applicable):		

Method: 8260C Matrix: Aqueous QC Type: MBS

Analyte:	Col	Spike Conc	Sample Conc	Expected Conc	Recovery	Lower Limit	Upper Limit
Chlorodifluoromethane	1	16.1178	0	20	81	70	130
Dichlorodifluoromethane	1	23.2037	0	20	116	40	160
Chloromethane	1	19.9314	0	20	100	40	160
Bromomethane	1	14.5658	0	20	73	40	160
Vinyl Chloride	1	20.3807	0	20	102	70	130
Chloroethane	1	17.628	0	20	88	40	160
Trichlorofluoromethane	1	15.4328	0	20	77	40	160
Ethyl ether	1	15.6051	0	20	78	70	130
Furan	1	13.465	0	20	67*	70	130
1,1,2-Trichloro-1,2,2-trifluoroethane	1	15.5048	0	20	78	70	130
Methylene Chloride	1	17.4004	0	20	87	70	130
Acrolein	1	61.3427	0	100	61*	70	130
Acrylonitrile	1	15.9737	0	20	80	70	130
Iodomethane	1	13.4582	0	20	67*	70	130
Acetone	1	66.8441	0	100	67	40	160
Carbon Disulfide	1	16.6585	0	20	83	40	160
t-Butyl Alcohol	1	68.9166	0	100	69*	70	130
n-Hexane	1	14.4891	0	20	72	70	130
Di-isopropyl-ether	1	15.9641	0	20	80	70	130
1,1-Dichloroethene	1	18.3758	0	20	92	70	130
Methyl Acetate	1	12.9065	0	20	65*	70	130
Methyl-t-butyl ether	1	15.3226	0	20	77	70	130
1,1-Dichloroethane	1	17.4575	0	20	87	70	130
trans-1,2-Dichloroethene	1	17.8822	0	20	89	70	130
Ethyl-t-butyl ether	1	14.7004	0	20	74	70	130
cis-1,2-Dichloroethene	1	16.6098	0	20	83	70	130
Bromochloromethane	1	17.0505	0	20	85	70	130
2,2-Dichloropropane	1	16.8251	0	20	84	70	130
Ethyl acetate	1	15.0957	0	20	75	70	130
1,4-Dioxane	1	970.619	0	1000	97	40	160
1,1-Dichloropropene	1	18.1167	0	20	91	70	130
Chloroform	1	16.9908	0	20	85	70	130
Cyclohexane	1	13.3929	0	20	67*	70	130
1,2-Dichloroethane	1	16.4691	0	20	82	70	130
2-Butanone	1	14.7395	0	20	74	70	130
1,1,1-Trichloroethane	1	16.8463	0	20	84	70	130
Carbon Tetrachloride	1	15.1421	0	20	76	70	130
Vinyl Acetate	1	17.9406	0	20	90	70	130
Bromodichloromethane	1	16.8458	0	20	84	70	130
Methylcyclohexane	1	13.6473	0	20	68*	70	130
Dibromomethane	1	16.765	0	20	84	70	130
1,2-Dichloropropane	1	16.7933	0	20	84	70	130
Trichloroethene	1	17.6943	0	20	88	70	130
Benzene	1	17.7876	0	20	89	70	130
tert-Amyl methyl ether	1	15.7679	0	20	79	70	130
Iso-propylacetate	1	14.7941	0	20	74	70	130
Methyl methacrylate	1	15.0958	0	20	75	70	130
Dibromochloromethane	1	15.111	0	20	76	70	130
2-Chloroethylvinylether	1	15.0296	0	20	75	70	130
cis-1,3-Dichloropropene	1	15.7418	0	20	79	70	130
trans-1,3-Dichloropropene	1	15.6385	0	20	78	70	130
Ethyl methacrylate	1	14.9913	0	20	75	70	130
1,1,2-Trichloroethane	1	16.3598	0	20	82	70	130
1,2-Dibromoethane	1	15.9588	0	20	80	70	130
1,3-Dichloropropane	1	16.3344	0	20	82	70	130
4-Methyl-2-Pentanone	1	14.11	0	20	71	40	160
2-Hexanone	1	13.9081	0	20	70	40	160
Tetrachloroethene	1	16.7115	0	20	84	70	130
Toluene	1	16.6369	0	20	83	70	130
1,1,1,2-Tetrachloroethane	1	15.351	0	20	77	70	130
Chlorobenzene	1	16.6885	0	20	83	70	130
n-Butyl acrylate	1	15.0864	0	20	75	70	130

* - Indicates outside of limits # - Indicates outside of standard limits but within method exceedance limits

Form3
Recovery Data
QC Batch: MBS43140

n-Amyl acetate	1	15.2133	0	20	76	70	130
Bromoform	1	16.344	0	20	82	70	130
Ethylbenzene	1	17.3957	0	20	87	70	130
1,1,2,2-Tetrachloroethane	1	19.0242	0	20	95	70	130
Styrene	1	17.6707	0	20	88	70	130
m&p-Xylenes	1	35.2129	0	40	88	70	130
o-Xylene	1	17.5287	0	20	88	70	130
trans-1,4-Dichloro-2-butene	1	14.3908	0	20	72	70	130
1,3-Dichlorobenzene	1	18.4314	0	20	92	70	130
1,4-Dichlorobenzene	1	18.4804	0	20	92	70	130
1,2-Dichlorobenzene	1	19.3358	0	20	97	70	130
Isopropylbenzene	1	16.8705	0	20	84	70	130
Cyclohexanone	1	65.4718	0	100	65 *	70	130
Camphene	1	15.0685	0	20	75	70	130
1,2,3-Trichloropropane	1	17.123	0	20	86	70	130
2-Chlorotoluene	1	17.6163	0	20	88	70	130
p-Ethyltoluene	1	15.8791	0	20	79	70	130
4-Chlorotoluene	1	17.7067	0	20	89	70	130
n-Propylbenzene	1	17.5024	0	20	88	70	130
Bromobenzene	1	17.3597	0	20	87	70	130
1,3,5-Trimethylbenzene	1	18.5106	0	20	93	70	130
Butyl methacrylate	1	16.1638	0	20	81	70	130
t-Butylbenzene	1	17.8126	0	20	89	70	130
1,2,4-Trimethylbenzene	1	18.0925	0	20	90	70	130
sec-Butylbenzene	1	16.1399	0	20	81	70	130
4-Isopropyltoluene	1	19.2902	0	20	96	70	130
n-Butylbenzene	1	18.8171	0	20	94	70	130
p-Diethylbenzene	1	15.7608	0	20	79	70	130
1,2,4,5-Tetramethylbenzene	1	14.486	0	20	72	70	130
1,2-Dibromo-3-Chloropropane	1	19.6109	0	20	98	40	160
Camphor	1	134.6784	0	200	67 *	70	130
Hexachlorobutadiene	1	23.3513	0	20	117	70	130
1,2,4-Trichlorobenzene	1	22.4465	0	20	112	70	130
1,2,3-Trichlorobenzene	1	29.1986	0	20	146 *	70	130
Naphthalene	1	20.4665	0	20	102	40	160

* - Indicates outside of limits # - Indicates outside of standard limits but within method exceedance limits

Form3
Recovery Data
QC Batch: MBS43140

	Data File	Sample ID:	Analysis Date
Spike or Dup:	11M15933.D	AC83957-008(MS)	4/7/2015 6:00:00 AM
Non Spike(If applicable):	11M15925.D	AC83957-008	4/7/2015 2:42:00 AM
Inst Blank(If applicable):			

Method: 8260C Matrix: Aqueous QC Type: MS

Analyte:	Col	Spike Conc	Sample Conc	Expected Conc	Recovery	Lower Limit	Upper Limit
Chlorodifluoromethane	1	16.2482	0	20	81	70	130
Dichlorodifluoromethane	1	18.5819	0	20	93	40	160
Chloromethane	1	17.2751	0	20	86	40	160
Bromomethane	1	12.7786	0	20	64	40	160
Vinyl Chloride	1	17.7927	0	20	89	70	130
Chloroethane	1	15.1083	0	20	76	40	160
Trichlorofluoromethane	1	13.2482	0	20	66	40	160
Ethyl ether	1	13.942	0	20	70	70	130
Furan	1	11.3217	0	20	57*	70	130
1,1,2-Trichloro-1,2,2-trifluoroethane	1	12.3103	0	20	62*	70	130
Methylene Chloride	1	15.5202	0	20	78	70	130
Acrolein	1	57.1012	0	100	57*	70	130
Acrylonitrile	1	14.8665	0	20	74	70	130
Iodomethane	1	9.9507	0	20	50*	70	130
Acetone	1	70.5339	0	100	71	40	160
Carbon Disulfide	1	14.947	0	20	75	40	160
t-Butyl Alcohol	1	76.019	0	100	76	70	130
n-Hexane	1	10.2016	0	20	51*	70	130
Di-isopropyl-ether	1	13.828	0	20	69*	70	130
1,1-Dichloroethene	1	15.9099	0	20	80	70	130
Methyl Acetate	1	12.2726	0	20	61*	70	130
Methyl-t-butyl ether	1	13.628	0	20	68*	70	130
1,1-Dichloroethane	1	15.5245	0	20	78	70	130
trans-1,2-Dichloroethene	1	15.5272	0	20	78	70	130
Ethyl-t-butyl ether	1	12.7546	0	20	64*	70	130
cis-1,2-Dichloroethene	1	14.2359	0	20	71	70	130
Bromochloromethane	1	15.4102	0	20	77	70	130
2,2-Dichloropropane	1	11.0049	0	20	55*	70	130
Ethyl acetate	1	13.8776	0	20	69*	70	130
1,4-Dioxane	1	1154.362	0	1000	115	40	160
1,1-Dichloropropene	1	15.4578	0	20	77	70	130
Chloroform	1	14.8668	0	20	74	70	130
Cyclohexane	1	10.8716	0	20	54*	70	130
1,2-Dichloroethane	1	14.3958	1.0104	20	67*	70	130
2-Butanone	1	14.7303	0	20	74	70	130
1,1,1-Trichloroethane	1	14.4964	0	20	72	70	130
Carbon Tetrachloride	1	12.8191	0	20	64*	70	130
Vinyl Acetate	1	15.4732	0	20	77	70	130
Bromodichloromethane	1	14.7772	0	20	74	70	130
Methylcyclohexane	1	10.314	0	20	52*	70	130
Dibromomethane	1	15.1078	0	20	76	70	130
1,2-Dichloropropane	1	15.1072	0	20	76	70	130
Trichloroethene	1	15.1964	1.1088	20	70	70	130
Benzene	1	15.593	0	20	78	70	130
tert-Amyl methyl ether	1	13.7831	0	20	69*	70	130
Iso-propylacetate	1	13.0424	0	20	65*	70	130
Methyl methacrylate	1	13.4711	0	20	67*	70	130
Dibromochloromethane	1	12.7597	0	20	64*	70	130
2-Chloroethylvinylether	1	0	0	20	0*	70	130
cis-1,3-Dichloropropene	1	12.0491	0	20	60*	70	130
trans-1,3-Dichloropropene	1	12.189	0	20	61*	70	130
Ethyl methacrylate	1	13.0504	0	20	65*	70	130
1,1,2-Trichloroethane	1	14.2243	0	20	71	70	130
1,2-Dibromoethane	1	14.053	0	20	70	70	130
1,3-Dichloropropane	1	14.1142	0	20	71	70	130
4-Methyl-2-Pentanone	1	12.8355	0	20	64	40	160
2-Hexanone	1	13.1225	0	20	66	40	160
Tetrachloroethene	1	13.9474	0	20	70	70	130
Toluene	1	14.3859	0	20	72	70	130
1,1,1,2-Tetrachloroethane	1	12.9927	0	20	65*	70	130
Chlorobenzene	1	14.4217	0	20	72	70	130
n-Butyl acrylate	1	13.3427	0	20	67*	70	130

* - Indicates outside of limits # - Indicates outside of standard limits but within method exceedance limits

Form3
Recovery Data
QC Batch: MBS43140

n-Amyl acetate	1	13.0641	0	20	65*	70	130
Bromoform	1	13.8369	0	20	69*	70	130
Ethylbenzene	1	14.0612	0	20	70	70	130
1,1,2,2-Tetrachloroethane	1	17.0998	0	20	85	70	130
Styrene	1	15.1549	0	20	76	70	130
m&p-Xylenes	1	30.1704	0	40	75	70	130
o-Xylene	1	15.2568	0	20	76	70	130
trans-1,4-Dichloro-2-butene	1	6.3227	0	20	32*	70	130
1,3-Dichlorobenzene	1	15.6181	0	20	78	70	130
1,4-Dichlorobenzene	1	15.7736	0	20	79	70	130
1,2-Dichlorobenzene	1	16.2959	0	20	81	70	130
Isopropylbenzene	1	14.2727	0	20	71	70	130
Cyclohexanone	1	22.899	0	100	23*	70	130
Camphene	1	2.2975	0	20	11*	70	130
1,2,3-Trichloropropane	1	13.4374	0	20	67*	70	130
2-Chlorotoluene	1	15.0818	0	20	75	70	130
p-Ethyltoluene	1	13.3447	0	20	67*	70	130
4-Chlorotoluene	1	15.0365	0	20	75	70	130
n-Propylbenzene	1	14.3176	0	20	72	70	130
Bromobenzene	1	13.9126	0	20	70	70	130
1,3,5-Trimethylbenzene	1	15.4304	0	20	77	70	130
Butyl methacrylate	1	13.5207	0	20	68*	70	130
t-Butylbenzene	1	14.7018	0	20	74	70	130
1,2,4-Trimethylbenzene	1	15.6581	0	20	78	70	130
sec-Butylbenzene	1	12.7578	0	20	64*	70	130
4-Isopropyltoluene	1	15.231	0	20	76	70	130
n-Butylbenzene	1	14.5824	0	20	73	70	130
p-Diethylbenzene	1	12.353	0	20	62*	70	130
1,2,4,5-Tetramethylbenzene	1	11.7092	0	20	59*	70	130
1,2-Dibromo-3-Chloropropane	1	18.2964	0	20	91	40	160
Camphor	1	138.2989	0	200	69*	70	130
Hexachlorobutadiene	1	17.1384	0	20	86	70	130
1,2,4-Trichlorobenzene	1	19.9431	0	20	100	70	130
1,2,3-Trichlorobenzene	1	27.4685	0	20	137*	70	130
Naphthalene	1	20.9388	0	20	105	40	160

* - Indicates outside of limits # - Indicates outside of standard limits but within method exceedance limits

Form3
Recovery Data
QC Batch: MBS43140

	Data File	Sample ID:	Analysis Date
Spike or Dup:	11M15934.D	AC83957-008(MSD)	4/7/2015 6:25:00 AM
Non Spike(If applicable):	11M15925.D	AC83957-008	4/7/2015 2:42:00 AM
Inst Blank(If applicable):			

Method: 8260C Matrix: Aqueous QC Type: MSD

Analyte:	Col	Spike Conc	Sample Conc	Expected Conc	Recovery	Lower Limit	Upper Limit
Chlorodifluoromethane	1	16.4659	0	20	82	70	130
Dichlorodifluoromethane	1	22.0812	0	20	110	40	160
Chloromethane	1	19.4939	0	20	97	40	160
Bromomethane	1	15.2566	0	20	76	40	160
Vinyl Chloride	1	20.1449	0	20	101	70	130
Chloroethane	1	16.6072	0	20	83	40	160
Trichlorofluoromethane	1	15.2816	0	20	76	40	160
Ethyl ether	1	15.4647	0	20	77	70	130
Furan	1	13.3862	0	20	67*	70	130
1,1,2-Trichloro-1,2,2-trifluoroethane	1	14.5346	0	20	73	70	130
Methylene Chloride	1	17.3486	0	20	87	70	130
Acrolein	1	64.2698	0	100	64*	70	130
Acrylonitrile	1	16.2228	0	20	81	70	130
Iodomethane	1	12.6317	0	20	63*	70	130
Acetone	1	73.1155	0	100	73	40	160
Carbon Disulfide	1	16.6872	0	20	83	40	160
t-Butyl Alcohol	1	72.1741	0	100	72	70	130
n-Hexane	1	12.0684	0	20	60*	70	130
Di-isopropyl-ether	1	15.6778	0	20	78	70	130
1,1-Dichloroethene	1	18.0442	0	20	90	70	130
Methyl Acetate	1	12.9602	0	20	65*	70	130
Methyl-t-butyl ether	1	15.1818	0	20	76	70	130
1,1-Dichloroethane	1	17.0642	0	20	85	70	130
trans-1,2-Dichloroethene	1	17.4228	0	20	87	70	130
Ethyl-t-butyl ether	1	14.3745	0	20	72	70	130
cis-1,2-Dichloroethene	1	15.7399	0	20	79	70	130
Bromochloromethane	1	16.9708	0	20	85	70	130
2,2-Dichloropropane	1	12.1731	0	20	61*	70	130
Ethyl acetate	1	14.6225	0	20	73	70	130
1,4-Dioxane	1	1063.893	0	1000	106	40	160
1,1-Dichloropropene	1	17.4904	0	20	87	70	130
Chloroform	1	16.5262	0	20	83	70	130
Cyclohexane	1	13.1298	0	20	66*	70	130
1,2-Dichloroethane	1	16.0015	1.0104	20	75	70	130
2-Butanone	1	15.2677	0	20	76	70	130
1,1,1-Trichloroethane	1	16.627	0	20	83	70	130
Carbon Tetrachloride	1	14.6083	0	20	73	70	130
Vinyl Acetate	1	17.3578	0	20	87	70	130
Bromodichloromethane	1	16.5877	0	20	83	70	130
Methylcyclohexane	1	12.8083	0	20	64*	70	130
Dibromomethane	1	16.9159	0	20	85	70	130
1,2-Dichloropropane	1	16.767	0	20	84	70	130
Trichloroethene	1	17.0035	1.1088	20	79	70	130
Benzene	1	17.4265	0	20	87	70	130
tert-Amyl methyl ether	1	15.358	0	20	77	70	130
Iso-propylacetate	1	14.6126	0	20	73	70	130
Methyl methacrylate	1	15.1911	0	20	76	70	130
Dibromochloromethane	1	14.4821	0	20	72	70	130
2-Chloroethylvinylether	1	0	0	20	0*	70	130
cis-1,3-Dichloropropene	1	13.9162	0	20	70	70	130
trans-1,3-Dichloropropene	1	14.0625	0	20	70	70	130
Ethyl methacrylate	1	14.4173	0	20	72	70	130
1,1,2-Trichloroethane	1	16.061	0	20	80	70	130
1,2-Dibromoethane	1	15.8917	0	20	79	70	130
1,3-Dichloropropane	1	16.0401	0	20	80	70	130
4-Methyl-2-Pentanone	1	14.1997	0	20	71	40	160
2-Hexanone	1	14.3081	0	20	72	40	160
Tetrachloroethene	1	16.1608	0	20	81	70	130
Toluene	1	16.3868	0	20	82	70	130
1,1,1,2-Tetrachloroethane	1	14.8441	0	20	74	70	130
Chlorobenzene	1	16.268	0	20	81	70	130
n-Butyl acrylate	1	14.7321	0	20	74	70	130

* - Indicates outside of limits # - Indicates outside of standard limits but within method exceedance limits

Form3
Recovery Data
QC Batch: MBS43140

n-Amyl acetate	1	14.4427	0	20	72	70	130
Bromoform	1	15.4316	0	20	77	70	130
Ethylbenzene	1	15.9172	0	20	80	70	130
1,1,2,2-Tetrachloroethane	1	19.0601	0	20	95	70	130
Styrene	1	16.9453	0	20	85	70	130
m&p-Xylenes	1	33.0801	0	40	83	70	130
o-Xylene	1	16.8603	0	20	84	70	130
trans-1,4-Dichloro-2-butene	1	7.3691	0	20	37*	70	130
1,3-Dichlorobenzene	1	17.8085	0	20	89	70	130
1,4-Dichlorobenzene	1	18.026	0	20	90	70	130
1,2-Dichlorobenzene	1	18.6303	0	20	93	70	130
Isopropylbenzene	1	16.3467	0	20	82	70	130
Cyclohexanone	1	20.886	0	100	21*	70	130
Camphene	1	2.8069	0	20	14*	70	130
1,2,3-Trichloropropane	1	15.0941	0	20	75	70	130
2-Chlorotoluene	1	17.0873	0	20	85	70	130
p-Ethyltoluene	1	14.9252	0	20	75	70	130
4-Chlorotoluene	1	16.967	0	20	85	70	130
n-Propylbenzene	1	16.612	0	20	83	70	130
Bromobenzene	1	15.4965	0	20	77	70	130
1,3,5-Trimethylbenzene	1	17.6601	0	20	88	70	130
Butyl methacrylate	1	15.5984	0	20	78	70	130
t-Butylbenzene	1	17.053	0	20	85	70	130
1,2,4-Trimethylbenzene	1	17.4658	0	20	87	70	130
sec-Butylbenzene	1	15.3459	0	20	77	70	130
4-Isopropyltoluene	1	18.1582	0	20	91	70	130
n-Butylbenzene	1	17.5211	0	20	88	70	130
p-Diethylbenzene	1	14.7465	0	20	74	70	130
1,2,4,5-Tetramethylbenzene	1	14.0739	0	20	70	70	130
1,2-Dibromo-3-Chloropropane	1	20.3465	0	20	102	40	160
Camphor	1	150.2786	0	200	75	70	130
Hexachlorobutadiene	1	21.581	0	20	108	70	130
1,2,4-Trichlorobenzene	1	24.3697	0	20	122	70	130
1,2,3-Trichlorobenzene	1	35.9194	0	20	180*	70	130
Naphthalene	1	23.0861	0	20	115	40	160

* - Indicates outside of limits # - Indicates outside of standard limits but within method exceedance limits

Form3
RPD DATA
QC Batch: MBS43140

	Data File	Sample ID:	Analysis Date
Spike or Dup:	11M15934.D	AC83957-008(MSD)	4/7/2015 6:25:00 AM
Duplicate(If applicable):	11M15933.D	AC83957-008(MS)	4/7/2015 6:00:00 AM
Inst Blank(If applicable):			

Method: 8260C Matrix: Aqueous QC Type: MSD

Analyte:	Column	Dup/MSD/MBSD Conc	Sample/MS/MBS Conc	RPD	Limit
Chlorodifluoromethane	1	16.4659	16.2482	1.3	20
Dichlorodifluoromethane	1	22.0812	18.5819	17	20
Chloromethane	1	19.4939	17.2751	12	20
Bromomethane	1	15.2566	12.7786	18	20
Vinyl Chloride	1	20.1449	17.7927	12	20
Chloroethane	1	16.6072	15.1083	9.5	20
Trichlorofluoromethane	1	15.2816	13.2482	14	20
Ethyl ether	1	15.4647	13.942	10	20
Furan	1	13.3862	11.3217	17	20
1,1,2-Trichloro-1,2,2-trifluoroethane	1	14.5346	12.3103	17	20
Methylene Chloride	1	17.3486	15.5202	11	20
Acrolein	1	64.2698	57.1012	12	20
Acrylonitrile	1	16.2228	14.8665	8.7	20
Iodomethane	1	12.6317	9.9507	24*	20
Acetone	1	73.1155	70.5339	3.6	20
Carbon Disulfide	1	16.6872	14.947	11	20
t-Butyl Alcohol	1	72.1741	76.019	5.2	20
n-Hexane	1	12.0684	10.2016	17	20
Di-isopropyl-ether	1	15.6778	13.828	13	20
1,1-Dichloroethene	1	18.0442	15.9099	13	20
Methyl Acetate	1	12.9602	12.2726	5.5	20
Methyl-t-butyl ether	1	15.1818	13.628	11	20
1,1-Dichloroethane	1	17.0642	15.5245	9.4	20
trans-1,2-Dichloroethene	1	17.4228	15.5272	12	20
Ethyl-t-butyl ether	1	14.3745	12.7546	12	20
cis-1,2-Dichloroethene	1	15.7399	14.2359	10	20
Bromochloromethane	1	16.9708	15.4102	9.6	20
2,2-Dichloropropane	1	12.1731	11.0049	10	20
Ethyl acetate	1	14.6225	13.8776	5.2	20
1,4-Dioxane	1	1063.893	1154.362	8.2	20
1,1-Dichloropropene	1	17.4904	15.4578	12	20
Chloroform	1	16.5262	14.8668	11	20
Cyclohexane	1	13.1298	10.8716	19	20
1,2-Dichloroethane	1	16.0015	14.3958	11	20
2-Butanone	1	15.2677	14.7303	3.6	20
1,1,1-Trichloroethane	1	16.627	14.4964	14	20
Carbon Tetrachloride	1	14.6083	12.8191	13	20
Vinyl Acetate	1	17.3578	15.4732	11	20
Bromodichloromethane	1	16.5877	14.7772	12	20
Methylcyclohexane	1	12.8083	10.314	22*	20
Dibromomethane	1	16.9159	15.1078	11	20
1,2-Dichloropropane	1	16.767	15.1072	10	20
Trichloroethene	1	17.0035	15.1964	11	20
Benzene	1	17.4265	15.593	11	20
tert-Amyl methyl ether	1	15.358	13.7831	11	20
Iso-propylacetate	1	14.6126	13.0424	11	20
Methyl methacrylate	1	15.1911	13.4711	12	20
Dibromochloromethane	1	14.4821	12.7597	13	20
2-Chloroethylvinylether	1	0	0	NA	20
cis-1,3-Dichloropropene	1	13.9162	12.0491	14	20
trans-1,3-Dichloropropene	1	14.0625	12.189	14	20
Ethyl methacrylate	1	14.4173	13.0504	10	20
1,1,2-Trichloroethane	1	16.061	14.2243	12	20
1,2-Dibromoethane	1	15.8917	14.053	12	20
1,3-Dichloropropane	1	16.0401	14.1142	13	20
4-Methyl-2-Pentanone	1	14.1997	12.8355	10	20
2-Hexanone	1	14.3081	13.1225	8.6	20
Tetrachloroethene	1	16.1608	13.9474	15	20
Toluene	1	16.3868	14.3859	13	20
1,1,1,2-Tetrachloroethane	1	14.8441	12.9927	13	20
Chlorobenzene	1	16.268	14.4217	12	20
n-Butyl acrylate	1	14.7321	13.3427	9.9	20
n-Amyl acetate	1	14.4427	13.0641	10	20
Bromoform	1	15.4316	13.8369	11	20

Form3
RPD DATA
QC Batch: MBS43140

Ethylbenzene	1	15.9172	14.0612	12	20
1,1,2,2-Tetrachloroethane	1	19.0601	17.0998	11	20
Styrene	1	16.9453	15.1549	11	20
m&p-Xylenes	1	33.0801	30.1704	9.2	20
o-Xylene	1	16.8603	15.2568	10	20
trans-1,4-Dichloro-2-butene	1	7.3691	6.3227	15	20
1,3-Dichlorobenzene	1	17.8085	15.6181	13	20
1,4-Dichlorobenzene	1	18.026	15.7736	13	20
1,2-Dichlorobenzene	1	18.6303	16.2959	13	20
Isopropylbenzene	1	16.3467	14.2727	14	20
Cyclohexanone	1	20.886	22.899	9.2	20
Camphene	1	2.8069	2.2975	20	20
1,2,3-Trichloropropane	1	15.0941	13.4374	12	20
2-Chlorotoluene	1	17.0873	15.0818	12	20
p-Ethyltoluene	1	14.9252	13.3447	11	20
4-Chlorotoluene	1	16.967	15.0365	12	20
n-Propylbenzene	1	16.612	14.3176	15	20
Bromobenzene	1	15.4965	13.9126	11	20
1,3,5-Trimethylbenzene	1	17.6601	15.4304	13	20
Butyl methacrylate	1	15.5984	13.5207	14	20
t-Butylbenzene	1	17.053	14.7018	15	20
1,2,4-Trimethylbenzene	1	17.4658	15.6581	11	20
sec-Butylbenzene	1	15.3459	12.7578	18	20
4-Isopropyltoluene	1	18.1582	15.231	18	20
n-Butylbenzene	1	17.5211	14.5824	18	20
p-Diethylbenzene	1	14.7465	12.353	18	20
1,2,4,5-Tetramethylbenzene	1	14.0739	11.7092	18	20
1,2-Dibromo-3-Chloropropane	1	20.3465	18.2964	11	20
Camphor	1	150.2786	138.2989	8.3	20
Hexachlorobutadiene	1	21.581	17.1384	23*	20
1,2,4-Trichlorobenzene	1	24.3697	19.9431	20	20
1,2,3-Trichlorobenzene	1	35.9194	27.4685	27*	20
Naphthalene	1	23.0861	20.9388	9.8	20

* - Indicates outside of limits NA - Both concentrations=0... no result can be calculated

Form1
Inorganic Analysis Data Sheet

Sample ID: MB 42376
Client Id: MB 42376
Matrix: AQUEOUS
Level: LOW

% Solid: 0
Units: UG/L

Lab Name: Veritech
Lab Code:

Cas No.	Analyte	RL	Conc	Dil Fact	Initial Wt/Vol	Final Wt/Vol	Analysis Date	Prep Batch	File:	Seq Num	M	Instr
7440-36-0	Antimony	3.0	ND	1	50	100	04/02/15	42376	SW40115C	16	MS	MS2_7500SWA
7440-38-2	Arsenic	2.0	ND	1	50	100	04/02/15	42376	SW40115C	16	MS	MS2_7500SWA
7440-41-7	Beryllium	1.0	ND	1	50	100	04/02/15	42376	SW40115C	16	MS	MS2_7500SWA
7440-43-9	Cadmium	2.0	ND	1	50	100	04/02/15	42376	SW40115C	16	MS	MS2_7500SWA
7440-48-4	Cobalt	2.0	ND	1	50	100	04/02/15	42376	SW40115C	16	MS	MS2_7500SWA
7439-92-1	Lead	3.0	ND	1	50	100	04/02/15	42376	SW40115C	16	MS	MS2_7500SWA
7782-49-2	Selenium	10	ND	1	50	100	04/02/15	42376	SW40115C	16	MS	MS2_7500SWA
7440-28-0	Thallium	2.0	ND	1	50	100	04/02/15	42376	SW40115C	16	MS	MS2_7500SWA

Comments: _____

Flag Codes:

U or ND - Indicates Compound was not found above the detection/reporting limit
P - ICP-AES
CV -ColdVapor
MS - ICP-MS

Form1
Inorganic Analysis Data Sheet

Sample ID: MB 42376 (1) % Solid: 0 Lab Name: Veritech
Client Id: MB 42376 (1) Units: UG/L Lab Code:
Matrix: AQUEOUS
Level: LOW

Cas No.	Analyte	RL	Conc	Dil Fact	Initial Wt/Vol	Final Wt/Vol	Analysis Date	Prep Batch	File:	Seq Num	M	Instr
7429-90-5	Aluminum	200	ND	1	50	50	04/02/15	42376	SW17624C2	30	P	PEICP2A
7440-36-0	Antimony	20	ND	1	50	50	04/01/15	42376	SW17611A2	12	P	PEICP2A
7440-38-2	Arsenic	20	ND	1	50	50	04/01/15	42376	SW17611A2	12	P	PEICP2A
7440-39-3	Barium	50	ND	1	50	50	04/01/15	42376	SW17611A2	12	P	PEICP2A
7440-41-7	Beryllium	12	ND	1	50	50	04/01/15	42376	SW17611A2	12	P	PEICP2A
7440-43-9	Cadmium	12	ND	1	50	50	04/01/15	42376	SW17611A2	12	P	PEICP2A
7440-70-2	Calcium	5000	ND	1	50	50	04/01/15	42376	SW17611A2	12	P	PEICP2A
7440-47-3	Chromium	50	ND	1	50	50	04/01/15	42376	SW17611A2	12	P	PEICP2A
7440-48-4	Cobalt	20	ND	1	50	50	04/01/15	42376	SW17611A2	12	P	PEICP2A
7440-50-8	Copper	50	ND	1	50	50	04/01/15	42376	SW17611A2	12	P	PEICP2A
7439-89-6	Iron	300	ND	1	50	50	04/01/15	42376	SW17611A2	12	P	PEICP2A
7439-92-1	Lead	12	ND	1	50	50	04/01/15	42376	SW17611A2	12	P	PEICP2A
7439-95-4	Magnesium	5000	ND	1	50	50	04/01/15	42376	SW17611A2	12	P	PEICP2A
7439-96-5	Manganese	40	ND	1	50	50	04/01/15	42376	SW17611A2	12	P	PEICP2A
7439-97-6	Mercury	0.70	ND	1	25	25	04/02/15	42376	H17611SW	11	CV	HGCV2A
7439-98-7	Molybdenum	20	ND	1	50	50	04/01/15	42376	SW17611A2	12	P	PEICP2A
7440-02-0	Nickel	50	ND	1	50	50	04/01/15	42376	SW17611A2	12	P	PEICP2A
7440-09-7	Potassium	5000	ND	1	50	50	04/01/15	42376	SW17611B2	11	P	PEICPRAD2A
7782-49-2	Selenium	40	ND	1	50	50	04/01/15	42376	SW17611A2	12	P	PEICP2A
7440-22-4	Silver	20	ND	1	50	50	04/01/15	42376	SW17611A2	12	P	PEICP2A
7440-23-5	Sodium	5000	ND	1	50	50	04/01/15	42376	SW17611B2	11	P	PEICPRAD2A
7440-28-0	Thallium	20	ND	1	50	50	04/01/15	42376	SW17611A2	12	P	PEICP2A
7440-31-5	Tin	50	ND	1	50	50	04/01/15	42376	SW17611A2	12	P	PEICP2A
7440-32-6	Titanium	50	ND	1	50	50	04/01/15	42376	SW17611A2	12	P	PEICP2A
7440-62-2	Vanadium	50	ND	1	50	50	04/01/15	42376	SW17611A2	12	P	PEICP2A
7440-66-6	Zinc	50	ND	1	50	50	04/01/15	42376	SW17611A2	12	P	PEICP2A

Comments: _____

Flag Codes:

U or ND - Indicates Compound was not found above the detection/reporting limit
P - ICP-AES
CV -ColdVapor
MS - ICP-MS

Form1
Inorganic Analysis Data Sheet

Sample ID: MB 42377
Client Id: MB 42377
Matrix: AQUEOUS
Level: LOW

% Solid: 0
Units: UG/L

Lab Name: Veritech
Lab Code:

Cas No.	Analyte	RL	Conc	Dil Fact	Initial Wt/Vol	Final Wt/Vol	Analysis Date	Prep Batch	File:	Seq Num	M	Instr
7440-36-0	Antimony	3.0	ND	1	50	100	04/02/15	42377	SW40115D	16	MS	MS2_7500SWA
7440-38-2	Arsenic	2.0	ND	1	50	100	04/02/15	42377	SW40115D	16	MS	MS2_7500SWA
7440-41-7	Beryllium	1.0	ND	1	50	100	04/02/15	42377	SW40115D	16	MS	MS2_7500SWA
7440-43-9	Cadmium	2.0	ND	1	50	100	04/02/15	42377	SW40115D	16	MS	MS2_7500SWA
7440-48-4	Cobalt	2.0	ND	1	50	100	04/02/15	42377	SW40115D	16	MS	MS2_7500SWA
7439-92-1	Lead	3.0	ND	1	50	100	04/02/15	42377	SW40115D	16	MS	MS2_7500SWA
7782-49-2	Selenium	10	ND	1	50	100	04/02/15	42377	SW40115D	16	MS	MS2_7500SWA
7440-28-0	Thallium	2.0	ND	1	50	100	04/02/15	42377	SW40115D	16	MS	MS2_7500SWA

Comments: _____

Flag Codes:

U or ND - Indicates Compound was not found above the detection/reporting limit
P - ICP-AES
CV -ColdVapor
MS - ICP-MS

Form1
Inorganic Analysis Data Sheet

Sample ID: MB 42377 (1) % Solid: 0 Lab Name: Veritech
Client Id: MB 42377 (1) Units: UG/L Lab Code:
Matrix: AQUEOUS
Level: LOW

Cas No.	Analyte	RL	Conc	Dil Fact	Initial Wt/Vol	Final Wt/Vol	Analysis Date	Prep Batch	File:	Seq Num	M	Instr
7429-90-5	Aluminum	200	ND	1	50	50	04/02/15	42377	SW17612A2	12	P	PEICP2A
7440-36-0	Antimony	20	ND	1	50	50	04/02/15	42377	SW17612A2	12	P	PEICP2A
7440-38-2	Arsenic	20	ND	1	50	50	04/02/15	42377	SW17612A2	12	P	PEICP2A
7440-39-3	Barium	50	ND	1	50	50	04/02/15	42377	SW17612A2	12	P	PEICP2A
7440-41-7	Beryllium	12	ND	1	50	50	04/02/15	42377	SW17612A2	12	P	PEICP2A
7440-43-9	Cadmium	12	ND	1	50	50	04/02/15	42377	SW17612A2	12	P	PEICP2A
7440-70-2	Calcium	5000	ND	1	50	50	04/02/15	42377	SW17612A2	12	P	PEICP2A
7440-47-3	Chromium	50	ND	1	50	50	04/02/15	42377	SW17612A2	12	P	PEICP2A
7440-48-4	Cobalt	20	ND	1	50	50	04/02/15	42377	SW17612A2	12	P	PEICP2A
7440-50-8	Copper	50	ND	1	50	50	04/02/15	42377	SW17612A2	12	P	PEICP2A
7439-89-6	Iron	300	ND	1	50	50	04/02/15	42377	SW17612A2	12	P	PEICP2A
7439-92-1	Lead	12	ND	1	50	50	04/02/15	42377	SW17612A2	12	P	PEICP2A
7439-95-4	Magnesium	5000	ND	1	50	50	04/02/15	42377	SW17612A2	12	P	PEICP2A
7439-96-5	Manganese	40	ND	1	50	50	04/02/15	42377	SW17612A2	12	P	PEICP2A
7439-97-6	Mercury	0.70	ND	1	25	25	03/27/15	42377	H17612SW	11	CV	HGCV1A
7439-98-7	Molybdenum	20	ND	1	50	50	04/02/15	42377	SW17612A2	12	P	PEICP2A
7440-02-0	Nickel	50	ND	1	50	50	04/02/15	42377	SW17612A2	12	P	PEICP2A
7440-09-7	Potassium	5000	ND	1	50	50	04/03/15	42377	SW17612B2	11	P	PEICPRAD2A
7782-49-2	Selenium	40	ND	1	50	50	04/02/15	42377	SW17612A2	12	P	PEICP2A
7440-22-4	Silver	20	ND	1	50	50	04/02/15	42377	SW17612A2	12	P	PEICP2A
7440-23-5	Sodium	5000	ND	1	50	50	04/03/15	42377	SW17612B2	11	P	PEICPRAD2A
7440-28-0	Thallium	20	ND	1	50	50	04/02/15	42377	SW17612A2	12	P	PEICP2A
7440-31-5	Tin	50	ND	1	50	50	04/02/15	42377	SW17612A2	12	P	PEICP2A
7440-32-6	Titanium	50	ND	1	50	50	04/02/15	42377	SW17612A2	12	P	PEICP2A
7440-62-2	Vanadium	50	ND	1	50	50	04/02/15	42377	SW17612A2	12	P	PEICP2A
7440-66-6	Zinc	50	ND	1	50	50	04/02/15	42377	SW17612A2	12	P	PEICP2A

Comments: _____

Flag Codes:

U or ND - Indicates Compound was not found above the detection/reporting limit
P - ICP-AES
CV -ColdVapor
MS - ICP-MS

Form1
Inorganic Analysis Data Sheet

Sample ID:	AC83924-001	% Solid:	0	Lab Name:	Veritech	Nras No:	
Client Id:	SL-MW-5 U	Units:	UG/L	Lab Code:		Sdg No:	
Matrix:	AQUEOUS	Date Rec:	3/25/2015	Contract:		Case No:	
Level:	LOW						

Cas No.	Analyte	RL	Conc	Dil Fact	Initial Wt/Vol	Final Wt/Vol	Analysis Date	Prep Batch	File:	Seq Num	M	Instr
7440-36-0	Antimony	3.0	ND	1	50	100	04/02/15	42376	SW40115C	37	MS	MS2_7500SWA
7440-38-2	Arsenic	2.0	ND	1	50	100	04/02/15	42376	SW40115C	37	MS	MS2_7500SWA
7440-41-7	Beryllium	1.0	ND	1	50	100	04/02/15	42376	SW40115C	37	MS	MS2_7500SWA
7440-43-9	Cadmium	2.0	ND	1	50	100	04/02/15	42376	SW40115C	37	MS	MS2_7500SWA
7440-48-4	Cobalt	2.0	4.7	1	50	100	04/02/15	42376	SW40115C	37	MS	MS2_7500SWA
7439-92-1	Lead	3.0	ND	1	50	100	04/02/15	42376	SW40115C	37	MS	MS2_7500SWA
7782-49-2	Selenium	10	ND	1	50	100	04/02/15	42376	SW40115C	37	MS	MS2_7500SWA
7440-28-0	Thallium	2.0	ND	1	50	100	04/02/15	42376	SW40115C	37	MS	MS2_7500SWA

Comments: _____

Flag Codes:

U or ND - Indicates Compound was not found above the detection/reporting limit
P - ICP-AES
CV -ColdVapor
MS - ICP-MS

Form1
Inorganic Analysis Data Sheet

Sample ID:	AC83924-001	% Solid:	0	Lab Name:	Veritech	Nras No:	
Client Id:	SL-MW-5 U	Units:	UG/L	Lab Code:		Sdg No:	
Matrix:	AQUEOUS	Date Rec:	3/25/2015	Contract:		Case No:	
Level:	LOW						

Cas No.	Analyte	RL	Conc	Dil Fact	Initial Wt/Vol	Final Wt/Vol	Analysis Date	Prep Batch	File:	Seq Num	M	Instr
7429-90-5	Aluminum	200	ND	1	50	50	04/02/15	42376	W17624C2	53	P	PEICP2A
7440-39-3	Barium	50	ND	1	50	50	04/01/15	42376	W17611A2	44	P	PEICP2A
7440-70-2	Calcium	5000	19000	1	50	50	04/01/15	42376	W17611A2	44	P	PEICP2A
7440-47-3	Chromium	50	ND	1	50	50	04/01/15	42376	W17611A2	44	P	PEICP2A
7440-50-8	Copper	50	ND	1	50	50	04/01/15	42376	W17611A2	44	P	PEICP2A
7439-89-6	Iron	300	ND	1	50	50	04/01/15	42376	W17611A2	44	P	PEICP2A
7439-95-4	Magnesium	5000	ND	1	50	50	04/01/15	42376	W17611A2	44	P	PEICP2A
7439-96-5	Manganese	40	820	1	50	50	04/01/15	42376	W17611A2	44	P	PEICP2A
7439-97-6	Mercury	0.70	ND	1	25	25	04/02/15	42376	H17611SW	28	CV	HGCV2A
7440-02-0	Nickel	50	ND	1	50	50	04/01/15	42376	W17611A2	44	P	PEICP2A
7440-09-7	Potassium	5000	ND	1	50	50	04/01/15	42376	W17611B2	39	P	PEICPRAD2A
7440-22-4	Silver	20	ND	1	50	50	04/01/15	42376	W17611A2	44	P	PEICP2A
7440-23-5	Sodium	5000	18000	1	50	50	04/01/15	42376	W17611B2	39	P	PEICPRAD2A
7440-62-2	Vanadium	50	ND	1	50	50	04/01/15	42376	W17611A2	44	P	PEICP2A
7440-66-6	Zinc	50	ND	1	50	50	04/01/15	42376	W17611A2	44	P	PEICP2A

Comments: _____

Flag Codes:

U or ND - Indicates Compound was not found above the detection/reporting limit
P - ICP-AES
CV -ColdVapor
MS - ICP-MS

Form1
Inorganic Analysis Data Sheet

Sample ID:	AC83924-002	% Solid:	0	Lab Name:	Veritech	Nras No:	
Client Id:	SL-MW-5 F	Units:	UG/L	Lab Code:		Sdg No:	
Matrix:	AQUEOUS	Date Rec:	3/25/2015	Contract:		Case No:	
Level:	LOW						

Cas No.	Analyte	RL	Conc	Dil Fact	Initial Wt/Vol	Final Wt/Vol	Analysis Date	Prep Batch	File:	Seq Num	M	Instr
7440-36-0	Antimony	3.0	ND	1	50	100	04/02/15	42377	SW40115D	37	MS	MS2_7500SWA
7440-38-2	Arsenic	2.0	ND	1	50	100	04/02/15	42377	SW40115D	37	MS	MS2_7500SWA
7440-41-7	Beryllium	1.0	ND	1	50	100	04/02/15	42377	SW40115D	37	MS	MS2_7500SWA
7440-43-9	Cadmium	2.0	ND	1	50	100	04/02/15	42377	SW40115D	37	MS	MS2_7500SWA
7440-48-4	Cobalt	2.0	4.5	1	50	100	04/02/15	42377	SW40115D	37	MS	MS2_7500SWA
7439-92-1	Lead	3.0	ND	1	50	100	04/02/15	42377	SW40115D	37	MS	MS2_7500SWA
7782-49-2	Selenium	10	ND	1	50	100	04/02/15	42377	SW40115D	37	MS	MS2_7500SWA
7440-28-0	Thallium	2.0	ND	1	50	100	04/02/15	42377	SW40115D	37	MS	MS2_7500SWA

Comments: _____

Flag Codes:

U or ND - Indicates Compound was not found above the detection/reporting limit
P - ICP-AES
CV -ColdVapor
MS - ICP-MS

Form1
Inorganic Analysis Data Sheet

Sample ID:	AC83924-002	% Solid:	0	Lab Name:	Veritech	Nras No:	
Client Id:	SL-MW-5 F	Units:	UG/L	Lab Code:		Sdg No:	
Matrix:	AQUEOUS	Date Rec:	3/25/2015	Contract:		Case No:	
Level:	LOW						

Cas No.	Analyte	RL	Conc	Dil Fact	Initial Wt/Vol	Final Wt/Vol	Analysis Date	Prep Batch	File:	Seq Num	M	Instr
7429-90-5	Aluminum	200	ND	1	50	50	04/02/15	42377	W17612A2	37	P	PEICP2A
7440-39-3	Barium	50	ND	1	50	50	04/02/15	42377	W17612A2	37	P	PEICP2A
7440-70-2	Calcium	5000	19000	1	50	50	04/02/15	42377	W17612A2	37	P	PEICP2A
7440-47-3	Chromium	50	ND	1	50	50	04/02/15	42377	W17612A2	37	P	PEICP2A
7440-50-8	Copper	50	ND	1	50	50	04/02/15	42377	W17612A2	37	P	PEICP2A
7439-89-6	Iron	300	ND	1	50	50	04/02/15	42377	W17612A2	37	P	PEICP2A
7439-95-4	Magnesium	5000	ND	1	50	50	04/02/15	42377	W17612A2	37	P	PEICP2A
7439-96-5	Manganese	40	850	1	50	50	04/02/15	42377	W17612A2	37	P	PEICP2A
7439-97-6	Mercury	0.70	ND	1	25	25	03/27/15	42377	H17612SW	28	CV	HGCV1A
7440-02-0	Nickel	50	ND	1	50	50	04/02/15	42377	W17612A2	37	P	PEICP2A
7440-09-7	Potassium	5000	ND	1	50	50	04/03/15	42377	W17612B2	36	P	PEICPRAD2A
7440-22-4	Silver	20	ND	1	50	50	04/02/15	42377	W17612A2	37	P	PEICP2A
7440-23-5	Sodium	5000	19000	1	50	50	04/03/15	42377	W17612B2	36	P	PEICPRAD2A
7440-62-2	Vanadium	50	ND	1	50	50	04/02/15	42377	W17612A2	37	P	PEICP2A
7440-66-6	Zinc	50	ND	1	50	50	04/02/15	42377	W17612A2	37	P	PEICP2A

Comments: _____

Flag Codes:

U or ND - Indicates Compound was not found above the detection/reporting limit
P - ICP-AES
CV -ColdVapor
MS - ICP-MS

Form1
Inorganic Analysis Data Sheet

Sample ID:	AC83924-003	% Solid:	0	Lab Name:	Veritech	Nras No:	
Client Id:	SL-MW-14 U	Units:	UG/L	Lab Code:		Sdg No:	
Matrix:	AQUEOUS	Date Rec:	3/25/2015	Contract:		Case No:	
Level:	LOW						

Cas No.	Analyte	RL	Conc	Dil Fact	Initial Wt/Vol	Final Wt/Vol	Analysis Date	Prep Batch	File:	Seq Num	M	Instr
7429-90-5	Aluminum	200	ND	1	50	50	04/02/15	42376	W17624C2	54	P	PEICP2A
7440-39-3	Barium	50	ND	1	50	50	04/01/15	42376	W17611A2	45	P	PEICP2A
7440-70-2	Calcium	5000	11000	1	50	50	04/01/15	42376	W17611A2	45	P	PEICP2A
7440-47-3	Chromium	50	790	1	50	50	04/01/15	42376	W17611A2	45	P	PEICP2A
7440-50-8	Copper	50	ND	1	50	50	04/01/15	42376	W17611A2	45	P	PEICP2A
7439-89-6	Iron	300	4000	1	50	50	04/01/15	42376	W17611A2	45	P	PEICP2A
7439-95-4	Magnesium	5000	7800	1	50	50	04/01/15	42376	W17611A2	45	P	PEICP2A
7439-96-5	Manganese	40	80	1	50	50	04/01/15	42376	W17611A2	45	P	PEICP2A
7439-97-6	Mercury	0.70	ND	1	25	25	04/02/15	42376	H17611SW	29	CV	HGCV2A
7440-02-0	Nickel	50	110	1	50	50	04/01/15	42376	W17611A2	45	P	PEICP2A
7440-09-7	Potassium	5000	ND	1	50	50	04/01/15	42376	W17611B2	40	P	PEICPRAD2A
7440-22-4	Silver	20	ND	1	50	50	04/01/15	42376	W17611A2	45	P	PEICP2A
7440-23-5	Sodium	5000	81000	1	50	50	04/01/15	42376	W17611B2	40	P	PEICPRAD2A
7440-62-2	Vanadium	50	ND	1	50	50	04/01/15	42376	W17611A2	45	P	PEICP2A
7440-66-6	Zinc	50	ND	1	50	50	04/01/15	42376	W17611A2	45	P	PEICP2A

Comments: _____

Flag Codes:

U or ND - Indicates Compound was not found above the detection/reporting limit
P - ICP-AES
CV -ColdVapor
MS - ICP-MS

Form1
Inorganic Analysis Data Sheet

Sample ID:	AC83924-003	% Solid:	0	Lab Name:	Veritech	Nras No:	
Client Id:	SL-MW-14 U	Units:	UG/L	Lab Code:		Sdg No:	
Matrix:	AQUEOUS	Date Rec:	3/25/2015	Contract:		Case No:	
Level:	LOW						

Cas No.	Analyte	RL	Conc	Dil Fact	Initial Wt/Vol	Final Wt/Vol	Analysis Date	Prep Batch	File:	Seq Num	M	Instr
7440-36-0	Antimony	3.0	ND	1	50	100	04/02/15	42376	SW40115C	42	MS	MS2_7500SWA
7440-38-2	Arsenic	2.0	ND	1	50	100	04/02/15	42376	SW40115C	42	MS	MS2_7500SWA
7440-41-7	Beryllium	1.0	ND	1	50	100	04/02/15	42376	SW40115C	42	MS	MS2_7500SWA
7440-43-9	Cadmium	2.0	ND	1	50	100	04/02/15	42376	SW40115C	42	MS	MS2_7500SWA
7440-48-4	Cobalt	2.0	11	1	50	100	04/02/15	42376	SW40115C	42	MS	MS2_7500SWA
7439-92-1	Lead	3.0	ND	1	50	100	04/02/15	42376	SW40115C	42	MS	MS2_7500SWA
7782-49-2	Selenium	10	ND	1	50	100	04/02/15	42376	SW40115C	42	MS	MS2_7500SWA
7440-28-0	Thallium	2.0	ND	1	50	100	04/02/15	42376	SW40115C	42	MS	MS2_7500SWA

Comments: _____

Flag Codes:

U or ND - Indicates Compound was not found above the detection/reporting limit
P - ICP-AES
CV -ColdVapor
MS - ICP-MS

Form1
Inorganic Analysis Data Sheet

Sample ID:	AC83924-004	% Solid:	0	Lab Name:	Veritech	Nras No:	
Client Id:	SL-MW-14 F	Units:	UG/L	Lab Code:		Sdg No:	
Matrix:	AQUEOUS	Date Rec:	3/25/2015	Contract:		Case No:	
Level:	LOW						

Cas No.	Analyte	RL	Conc	Dil Fact	Initial Wt/Vol	Final Wt/Vol	Analysis Date	Prep Batch	File:	Seq Num	M	Instr
7440-36-0	Antimony	3.0	ND	1	50	100	04/02/15	42377	SW40115D	42	MS	MS2_7500SWA
7440-38-2	Arsenic	2.0	ND	1	50	100	04/02/15	42377	SW40115D	42	MS	MS2_7500SWA
7440-41-7	Beryllium	1.0	ND	1	50	100	04/02/15	42377	SW40115D	42	MS	MS2_7500SWA
7440-43-9	Cadmium	2.0	ND	1	50	100	04/02/15	42377	SW40115D	42	MS	MS2_7500SWA
7440-48-4	Cobalt	2.0	4.8	1	50	100	04/02/15	42377	SW40115D	42	MS	MS2_7500SWA
7439-92-1	Lead	3.0	ND	1	50	100	04/02/15	42377	SW40115D	42	MS	MS2_7500SWA
7782-49-2	Selenium	10	ND	1	50	100	04/02/15	42377	SW40115D	42	MS	MS2_7500SWA
7440-28-0	Thallium	2.0	ND	1	50	100	04/02/15	42377	SW40115D	42	MS	MS2_7500SWA

Comments: _____

Flag Codes:

U or ND - Indicates Compound was not found above the detection/reporting limit
P - ICP-AES
CV -ColdVapor
MS - ICP-MS

Form1
Inorganic Analysis Data Sheet

Sample ID:	AC83924-004	% Solid:	0	Lab Name:	Veritech	Nras No:	
Client Id:	SL-MW-14 F	Units:	UG/L	Lab Code:		Sdg No:	
Matrix:	AQUEOUS	Date Rec:	3/25/2015	Contract:		Case No:	
Level:	LOW						

Cas No.	Analyte	RL	Conc	Dil Fact	Initial Wt/Vol	Final Wt/Vol	Analysis Date	Prep Batch	File:	Seq Num	M	Instr
7429-90-5	Aluminum	200	ND	1	50	50	04/02/15	42377	W17612A2	38	P	PEICP2A
7440-39-3	Barium	50	ND	1	50	50	04/02/15	42377	W17612A2	38	P	PEICP2A
7440-70-2	Calcium	5000	12000	1	50	50	04/02/15	42377	W17612A2	38	P	PEICP2A
7440-47-3	Chromium	50	ND	1	50	50	04/02/15	42377	W17612A2	38	P	PEICP2A
7440-50-8	Copper	50	ND	1	50	50	04/02/15	42377	W17612A2	38	P	PEICP2A
7439-89-6	Iron	300	ND	1	50	50	04/02/15	42377	W17612A2	38	P	PEICP2A
7439-95-4	Magnesium	5000	8600	1	50	50	04/02/15	42377	W17612A2	38	P	PEICP2A
7439-96-5	Manganese	40	ND	1	50	50	04/02/15	42377	W17612A2	38	P	PEICP2A
7439-97-6	Mercury	0.70	ND	1	25	25	03/27/15	42377	H17612SW	29	CV	HGCV1A
7440-02-0	Nickel	50	100	1	50	50	04/02/15	42377	W17612A2	38	P	PEICP2A
7440-09-7	Potassium	5000	ND	1	50	50	04/03/15	42377	W17612B2	37	P	PEICPRAD2A
7440-22-4	Silver	20	ND	1	50	50	04/02/15	42377	W17612A2	38	P	PEICP2A
7440-23-5	Sodium	5000	91000	1	50	50	04/03/15	42377	W17612B2	37	P	PEICPRAD2A
7440-62-2	Vanadium	50	ND	1	50	50	04/02/15	42377	W17612A2	38	P	PEICP2A
7440-66-6	Zinc	50	ND	1	50	50	04/02/15	42377	W17612A2	38	P	PEICP2A

Comments: _____

Flag Codes:

U or ND - Indicates Compound was not found above the detection/reporting limit
P - ICP-AES
CV -ColdVapor
MS - ICP-MS

Form1
Inorganic Analysis Data Sheet

Sample ID:	AC83924-005	% Solid:	0	Lab Name:	Veritech	Nras No:	
Client Id:	SL-MW-16 U	Units:	UG/L	Lab Code:		Sdg No:	
Matrix:	AQUEOUS	Date Rec:	3/25/2015	Contract:		Case No:	
Level:	LOW						

Cas No.	Analyte	RL	Conc	Dil Fact	Initial Wt/Vol	Final Wt/Vol	Analysis Date	Prep Batch	File:	Seq Num	M	Instr
7440-36-0	Antimony	3.0	ND	1	50	100	04/02/15	42376	SW40115C	43	MS	MS2_7500SWA
7440-38-2	Arsenic	2.0	3.6	1	50	100	04/02/15	42376	SW40115C	43	MS	MS2_7500SWA
7440-41-7	Beryllium	1.0	ND	1	50	100	04/02/15	42376	SW40115C	43	MS	MS2_7500SWA
7440-43-9	Cadmium	2.0	ND	1	50	100	04/02/15	42376	SW40115C	43	MS	MS2_7500SWA
7440-48-4	Cobalt	2.0	ND	1	50	100	04/02/15	42376	SW40115C	43	MS	MS2_7500SWA
7439-92-1	Lead	3.0	11	1	50	100	04/02/15	42376	SW40115C	43	MS	MS2_7500SWA
7782-49-2	Selenium	10	ND	1	50	100	04/02/15	42376	SW40115C	43	MS	MS2_7500SWA
7440-28-0	Thallium	2.0	ND	1	50	100	04/02/15	42376	SW40115C	43	MS	MS2_7500SWA

Comments: _____

Flag Codes:

U or ND - Indicates Compound was not found above the detection/reporting limit
P - ICP-AES
CV -ColdVapor
MS - ICP-MS

Form1
Inorganic Analysis Data Sheet

Sample ID:	AC83924-005	% Solid:	0	Lab Name:	Veritech	Nras No:	
Client Id:	SL-MW-16 U	Units:	UG/L	Lab Code:		Sdg No:	
Matrix:	AQUEOUS	Date Rec:	3/25/2015	Contract:		Case No:	
Level:	LOW						

Cas No.	Analyte	RL	Conc	Dil Fact	Initial Wt/Vol	Final Wt/Vol	Analysis Date	Prep Batch	File:	Seq Num	M	Instr
7429-90-5	Aluminum	200	2400	1	50	50	04/02/15	42376	W17624C2	55	P	PEICP2A
7440-39-3	Barium	50	ND	1	50	50	04/01/15	42376	W17611A2	46	P	PEICP2A
7440-70-2	Calcium	5000	ND	1	50	50	04/01/15	42376	W17611A2	46	P	PEICP2A
7440-47-3	Chromium	50	110	1	50	50	04/01/15	42376	W17611A2	46	P	PEICP2A
7440-50-8	Copper	50	68	1	50	50	04/01/15	42376	W17611A2	46	P	PEICP2A
7439-89-6	Iron	300	1100	1	50	50	04/01/15	42376	W17611A2	46	P	PEICP2A
7439-95-4	Magnesium	5000	ND	1	50	50	04/01/15	42376	W17611A2	46	P	PEICP2A
7439-96-5	Manganese	40	ND	1	50	50	04/01/15	42376	W17611A2	46	P	PEICP2A
7439-97-6	Mercury	0.70	ND	1	25	25	04/02/15	42376	H17611SW	30	CV	HGCV2A
7440-02-0	Nickel	50	ND	1	50	50	04/01/15	42376	W17611A2	46	P	PEICP2A
7440-09-7	Potassium	5000	ND	1	50	50	04/01/15	42376	W17611B2	41	P	PEICPRAD2A
7440-22-4	Silver	20	ND	1	50	50	04/01/15	42376	W17611A2	46	P	PEICP2A
7440-23-5	Sodium	5000	30000	1	50	50	04/01/15	42376	W17611B2	41	P	PEICPRAD2A
7440-62-2	Vanadium	50	ND	1	50	50	04/01/15	42376	W17611A2	46	P	PEICP2A
7440-66-6	Zinc	50	180	1	50	50	04/01/15	42376	W17611A2	46	P	PEICP2A

Comments: _____

Flag Codes:

U or ND - Indicates Compound was not found above the detection/reporting limit
P - ICP-AES
CV -ColdVapor
MS - ICP-MS

Form1
Inorganic Analysis Data Sheet

Sample ID:	AC83924-006	% Solid:	0	Lab Name:	Veritech	Nras No:	
Client Id:	SL-MW-16 F	Units:	UG/L	Lab Code:		Sdg No:	
Matrix:	AQUEOUS	Date Rec:	3/25/2015	Contract:		Case No:	
Level:	LOW						

Cas No.	Analyte	RL	Conc	Dil Fact	Initial Wt/Vol	Final Wt/Vol	Analysis Date	Prep Batch	File:	Seq Num	M	Instr
7440-36-0	Antimony	3.0	ND	1	50	100	04/02/15	42377	SW40115D	43	MS	MS2_7500SWA
7440-38-2	Arsenic	2.0	2.6	1	50	100	04/02/15	42377	SW40115D	43	MS	MS2_7500SWA
7440-41-7	Beryllium	1.0	ND	1	50	100	04/02/15	42377	SW40115D	43	MS	MS2_7500SWA
7440-43-9	Cadmium	2.0	ND	1	50	100	04/02/15	42377	SW40115D	43	MS	MS2_7500SWA
7440-48-4	Cobalt	2.0	ND	1	50	100	04/02/15	42377	SW40115D	43	MS	MS2_7500SWA
7439-92-1	Lead	3.0	ND	1	50	100	04/02/15	42377	SW40115D	43	MS	MS2_7500SWA
7782-49-2	Selenium	10	ND	1	50	100	04/02/15	42377	SW40115D	43	MS	MS2_7500SWA
7440-28-0	Thallium	2.0	ND	1	50	100	04/02/15	42377	SW40115D	43	MS	MS2_7500SWA

Comments: _____

Flag Codes:

U or ND - Indicates Compound was not found above the detection/reporting limit
P - ICP-AES
CV -ColdVapor
MS - ICP-MS

Form1
Inorganic Analysis Data Sheet

Sample ID:	AC83924-006	% Solid:	0	Lab Name:	Veritech	Nras No:	
Client Id:	SL-MW-16 F	Units:	UG/L	Lab Code:		Sdg No:	
Matrix:	AQUEOUS	Date Rec:	3/25/2015	Contract:		Case No:	
Level:	LOW						

Cas No.	Analyte	RL	Conc	Dil Fact	Initial Wt/Vol	Final Wt/Vol	Analysis Date	Prep Batch	File:	Seq Num	M	Instr
7429-90-5	Aluminum	200	200	1	50	50	04/02/15	42377	W17612A2	39	P	PEICP2A
7440-39-3	Barium	50	ND	1	50	50	04/02/15	42377	W17612A2	39	P	PEICP2A
7440-70-2	Calcium	5000	ND	1	50	50	04/02/15	42377	W17612A2	39	P	PEICP2A
7440-47-3	Chromium	50	ND	1	50	50	04/02/15	42377	W17612A2	39	P	PEICP2A
7440-50-8	Copper	50	ND	1	50	50	04/02/15	42377	W17612A2	39	P	PEICP2A
7439-89-6	Iron	300	ND	1	50	50	04/02/15	42377	W17612A2	39	P	PEICP2A
7439-95-4	Magnesium	5000	ND	1	50	50	04/02/15	42377	W17612A2	39	P	PEICP2A
7439-96-5	Manganese	40	ND	1	50	50	04/02/15	42377	W17612A2	39	P	PEICP2A
7439-97-6	Mercury	0.70	ND	1	25	25	03/27/15	42377	H17612SW	30	CV	HGCV1A
7440-02-0	Nickel	50	ND	1	50	50	04/02/15	42377	W17612A2	39	P	PEICP2A
7440-09-7	Potassium	5000	ND	1	50	50	04/03/15	42377	W17612B2	38	P	PEICPRAD2A
7440-22-4	Silver	20	ND	1	50	50	04/02/15	42377	W17612A2	39	P	PEICP2A
7440-23-5	Sodium	5000	30000	1	50	50	04/03/15	42377	W17612B2	38	P	PEICPRAD2A
7440-62-2	Vanadium	50	ND	1	50	50	04/02/15	42377	W17612A2	39	P	PEICP2A
7440-66-6	Zinc	50	ND	1	50	50	04/02/15	42377	W17612A2	39	P	PEICP2A

Comments: _____

Flag Codes:

U or ND - Indicates Compound was not found above the detection/reporting limit
P - ICP-AES
CV -ColdVapor
MS - ICP-MS

Form1
Inorganic Analysis Data Sheet

Sample ID:	AC83924-007	% Solid:	0	Lab Name:	Veritech	Nras No:	
Client Id:	SL-MW-13 U	Units:	UG/L	Lab Code:		Sdg No:	
Matrix:	AQUEOUS	Date Rec:	3/25/2015	Contract:		Case No:	
Level:	LOW						

Cas No.	Analyte	RL	Conc	Dil Fact	Initial Wt/Vol	Final Wt/Vol	Analysis Date	Prep Batch	File:	Seq Num	M	Instr
7440-36-0	Antimony	3.0	ND	1	50	100	04/02/15	42376	SW40115C	44	MS	MS2_7500SWA
7440-38-2	Arsenic	2.0	ND	1	50	100	04/02/15	42376	SW40115C	44	MS	MS2_7500SWA
7440-41-7	Beryllium	1.0	ND	1	50	100	04/02/15	42376	SW40115C	44	MS	MS2_7500SWA
7440-43-9	Cadmium	2.0	10	1	50	100	04/02/15	42376	SW40115C	44	MS	MS2_7500SWA
7440-48-4	Cobalt	2.0	ND	1	50	100	04/02/15	42376	SW40115C	44	MS	MS2_7500SWA
7439-92-1	Lead	3.0	3.8	1	50	100	04/02/15	42376	SW40115C	44	MS	MS2_7500SWA
7782-49-2	Selenium	10	ND	1	50	100	04/02/15	42376	SW40115C	44	MS	MS2_7500SWA
7440-28-0	Thallium	2.0	ND	1	50	100	04/02/15	42376	SW40115C	44	MS	MS2_7500SWA

Comments: _____

Flag Codes:

U or ND - Indicates Compound was not found above the detection/reporting limit
P - ICP-AES
CV -ColdVapor
MS - ICP-MS

Form1
Inorganic Analysis Data Sheet

Sample ID:	AC83924-007	% Solid:	0	Lab Name:	Veritech	Nras No:	
Client Id:	SL-MW-13 U	Units:	UG/L	Lab Code:		Sdg No:	
Matrix:	AQUEOUS	Date Rec:	3/25/2015	Contract:		Case No:	
Level:	LOW						

Cas No.	Analyte	RL	Conc	Dil Fact	Initial Wt/Vol	Final Wt/Vol	Analysis Date	Prep Batch	File:	Seq Num	M	Instr
7429-90-5	Aluminum	200	700	1	50	50	04/02/15	42376	W17624C2	56	P	PEICP2A
7440-39-3	Barium	50	ND	1	50	50	04/01/15	42376	W17611A2	47	P	PEICP2A
7440-70-2	Calcium	5000	5800	1	50	50	04/01/15	42376	W17611A2	47	P	PEICP2A
7440-47-3	Chromium	50	270	1	50	50	04/01/15	42376	W17611A2	47	P	PEICP2A
7440-50-8	Copper	50	ND	1	50	50	04/01/15	42376	W17611A2	47	P	PEICP2A
7439-89-6	Iron	300	1700	1	50	50	04/01/15	42376	W17611A2	47	P	PEICP2A
7439-95-4	Magnesium	5000	ND	1	50	50	04/01/15	42376	W17611A2	47	P	PEICP2A
7439-96-5	Manganese	40	54	1	50	50	04/01/15	42376	W17611A2	47	P	PEICP2A
7439-97-6	Mercury	0.70	ND	1	25	25	04/02/15	42376	H17611SW	33	CV	HGCV2A
7440-02-0	Nickel	50	ND	1	50	50	04/01/15	42376	W17611A2	47	P	PEICP2A
7440-09-7	Potassium	5000	ND	1	50	50	04/01/15	42376	W17611B2	42	P	PEICPRAD2A
7440-22-4	Silver	20	ND	1	50	50	04/01/15	42376	W17611A2	47	P	PEICP2A
7440-23-5	Sodium	5000	44000	1	50	50	04/01/15	42376	W17611B2	42	P	PEICPRAD2A
7440-62-2	Vanadium	50	ND	1	50	50	04/01/15	42376	W17611A2	47	P	PEICP2A
7440-66-6	Zinc	50	ND	1	50	50	04/01/15	42376	W17611A2	47	P	PEICP2A

Comments: _____

Flag Codes:

U or ND - Indicates Compound was not found above the detection/reporting limit
P - ICP-AES
CV -ColdVapor
MS - ICP-MS

Form1
Inorganic Analysis Data Sheet

Sample ID:	AC83924-008	% Solid:	0	Lab Name:	Veritech	Nras No:	
Client Id:	SL-MW-13 F	Units:	UG/L	Lab Code:		Sdg No:	
Matrix:	AQUEOUS	Date Rec:	3/25/2015	Contract:		Case No:	
Level:	LOW						

Cas No.	Analyte	RL	Conc	Dil Fact	Initial Wt/Vol	Final Wt/Vol	Analysis Date	Prep Batch	File:	Seq Num	M	Instr
7429-90-5	Aluminum	200	ND	1	50	50	04/02/15	42377	W17612A2	40	P	PEICP2A
7440-39-3	Barium	50	ND	1	50	50	04/02/15	42377	W17612A2	40	P	PEICP2A
7440-70-2	Calcium	5000	5300	1	50	50	04/02/15	42377	W17612A2	40	P	PEICP2A
7440-47-3	Chromium	50	ND	1	50	50	04/02/15	42377	W17612A2	40	P	PEICP2A
7440-50-8	Copper	50	ND	1	50	50	04/02/15	42377	W17612A2	40	P	PEICP2A
7439-89-6	Iron	300	ND	1	50	50	04/02/15	42377	W17612A2	40	P	PEICP2A
7439-95-4	Magnesium	5000	ND	1	50	50	04/02/15	42377	W17612A2	40	P	PEICP2A
7439-96-5	Manganese	40	ND	1	50	50	04/02/15	42377	W17612A2	40	P	PEICP2A
7439-97-6	Mercury	0.70	ND	1	25	25	03/27/15	42377	H17612SW	31	CV	HGCV1A
7440-02-0	Nickel	50	ND	1	50	50	04/02/15	42377	W17612A2	40	P	PEICP2A
7440-09-7	Potassium	5000	ND	1	50	50	04/03/15	42377	W17612B2	39	P	PEICPRAD2A
7440-22-4	Silver	20	ND	1	50	50	04/02/15	42377	W17612A2	40	P	PEICP2A
7440-23-5	Sodium	5000	45000	1	50	50	04/03/15	42377	W17612B2	39	P	PEICPRAD2A
7440-62-2	Vanadium	50	ND	1	50	50	04/02/15	42377	W17612A2	40	P	PEICP2A
7440-66-6	Zinc	50	ND	1	50	50	04/02/15	42377	W17612A2	40	P	PEICP2A

Comments: _____

Flag Codes:

U or ND - Indicates Compound was not found above the detection/reporting limit
P - ICP-AES
CV -ColdVapor
MS - ICP-MS

Form1
Inorganic Analysis Data Sheet

Sample ID:	AC83924-008	% Solid:	0	Lab Name:	Veritech	Nras No:	
Client Id:	SL-MW-13 F	Units:	UG/L	Lab Code:		Sdg No:	
Matrix:	AQUEOUS	Date Rec:	3/25/2015	Contract:		Case No:	
Level:	LOW						

Cas No.	Analyte	RL	Conc	Dil Fact	Initial Wt/Vol	Final Wt/Vol	Analysis Date	Prep Batch	File:	Seq Num	M	Instr
7440-36-0	Antimony	3.0	ND	1	50	100	04/02/15	42377	SW40115D	44	MS	MS2_7500SWA
7440-38-2	Arsenic	2.0	ND	1	50	100	04/02/15	42377	SW40115D	44	MS	MS2_7500SWA
7440-41-7	Beryllium	1.0	ND	1	50	100	04/02/15	42377	SW40115D	44	MS	MS2_7500SWA
7440-43-9	Cadmium	2.0	ND	1	50	100	04/02/15	42377	SW40115D	44	MS	MS2_7500SWA
7440-48-4	Cobalt	2.0	ND	1	50	100	04/02/15	42377	SW40115D	44	MS	MS2_7500SWA
7439-92-1	Lead	3.0	ND	1	50	100	04/02/15	42377	SW40115D	44	MS	MS2_7500SWA
7782-49-2	Selenium	10	ND	1	50	100	04/02/15	42377	SW40115D	44	MS	MS2_7500SWA
7440-28-0	Thallium	2.0	ND	1	50	100	04/02/15	42377	SW40115D	44	MS	MS2_7500SWA

Comments: _____

Flag Codes:

U or ND - Indicates Compound was not found above the detection/reporting limit
P - ICP-AES
CV -ColdVapor
MS - ICP-MS

Form1
Inorganic Analysis Data Sheet

Sample ID:	AC83924-009	% Solid:	0	Lab Name:	Veritech	Nras No:	
Client Id:	SL-MW-23S U	Units:	UG/L	Lab Code:		Sdg No:	
Matrix:	AQUEOUS	Date Rec:	3/25/2015	Contract:		Case No:	
Level:	LOW						

Cas No.	Analyte	RL	Conc	Dil Fact	Initial Wt/Vol	Final Wt/Vol	Analysis Date	Prep Batch	File:	Seq Num	M	Instr
7440-36-0	Antimony	3.0	ND	1	50	100	04/02/15	42376	SW40115C	45	MS	MS2_7500SWA
7440-38-2	Arsenic	2.0	ND	1	50	100	04/02/15	42376	SW40115C	45	MS	MS2_7500SWA
7440-41-7	Beryllium	1.0	ND	1	50	100	04/02/15	42376	SW40115C	45	MS	MS2_7500SWA
7440-43-9	Cadmium	2.0	ND	1	50	100	04/02/15	42376	SW40115C	45	MS	MS2_7500SWA
7440-48-4	Cobalt	2.0	ND	1	50	100	04/02/15	42376	SW40115C	45	MS	MS2_7500SWA
7439-92-1	Lead	3.0	ND	1	50	100	04/02/15	42376	SW40115C	45	MS	MS2_7500SWA
7782-49-2	Selenium	10	ND	1	50	100	04/02/15	42376	SW40115C	45	MS	MS2_7500SWA
7440-28-0	Thallium	2.0	ND	1	50	100	04/02/15	42376	SW40115C	45	MS	MS2_7500SWA

Comments: _____

Flag Codes:

U or ND - Indicates Compound was not found above the detection/reporting limit
P - ICP-AES
CV -ColdVapor
MS - ICP-MS

Form1
Inorganic Analysis Data Sheet

Sample ID:	AC83924-009	% Solid:	0	Lab Name:	Veritech	Nras No:	
Client Id:	SL-MW-23S U	Units:	UG/L	Lab Code:		Sdg No:	
Matrix:	AQUEOUS	Date Rec:	3/25/2015	Contract:		Case No:	
Level:	LOW						

Cas No.	Analyte	RL	Conc	Dil Fact	Initial Wt/Vol	Final Wt/Vol	Analysis Date	Prep Batch	File:	Seq Num	M	Instr
7429-90-5	Aluminum	200	ND	1	50	50	04/02/15	42376	W17624C2	57	P	PEICP2A
7440-39-3	Barium	50	ND	1	50	50	04/01/15	42376	W17611A2	48	P	PEICP2A
7440-70-2	Calcium	5000	21000	1	50	50	04/01/15	42376	W17611A2	48	P	PEICP2A
7440-47-3	Chromium	50	ND	1	50	50	04/01/15	42376	W17611A2	48	P	PEICP2A
7440-50-8	Copper	50	ND	1	50	50	04/01/15	42376	W17611A2	48	P	PEICP2A
7439-89-6	Iron	300	ND	1	50	50	04/01/15	42376	W17611A2	48	P	PEICP2A
7439-95-4	Magnesium	5000	9000	1	50	50	04/01/15	42376	W17611A2	48	P	PEICP2A
7439-96-5	Manganese	40	1800	1	50	50	04/01/15	42376	W17611A2	48	P	PEICP2A
7439-97-6	Mercury	0.70	ND	1	25	25	04/02/15	42376	H17611SW	34	CV	HGCV2A
7440-02-0	Nickel	50	ND	1	50	50	04/01/15	42376	W17611A2	48	P	PEICP2A
7440-09-7	Potassium	5000	ND	1	50	50	04/01/15	42376	W17611B2	43	P	PEICPRAD2A
7440-22-4	Silver	20	ND	1	50	50	04/01/15	42376	W17611A2	48	P	PEICP2A
7440-23-5	Sodium	5000	33000	1	50	50	04/01/15	42376	W17611B2	43	P	PEICPRAD2A
7440-62-2	Vanadium	50	ND	1	50	50	04/01/15	42376	W17611A2	48	P	PEICP2A
7440-66-6	Zinc	50	ND	1	50	50	04/01/15	42376	W17611A2	48	P	PEICP2A

Comments: _____

Flag Codes:

U or ND - Indicates Compound was not found above the detection/reporting limit
P - ICP-AES
CV -ColdVapor
MS - ICP-MS

Form1
Inorganic Analysis Data Sheet

Sample ID:	AC83924-010	% Solid:	0	Lab Name:	Veritech	Nras No:	
Client Id:	SL-MW-23S F	Units:	UG/L	Lab Code:		Sdg No:	
Matrix:	AQUEOUS	Date Rec:	3/25/2015	Contract:		Case No:	
Level:	LOW						

Cas No.	Analyte	RL	Conc	Dil Fact	Initial Wt/Vol	Final Wt/Vol	Analysis Date	Prep Batch	File:	Seq Num	M	Instr
7440-36-0	Antimony	3.0	ND	1	50	100	04/02/15	42377	SW40115D	45	MS	MS2_7500SWA
7440-38-2	Arsenic	2.0	ND	1	50	100	04/02/15	42377	SW40115D	45	MS	MS2_7500SWA
7440-41-7	Beryllium	1.0	ND	1	50	100	04/02/15	42377	SW40115D	45	MS	MS2_7500SWA
7440-43-9	Cadmium	2.0	ND	1	50	100	04/02/15	42377	SW40115D	45	MS	MS2_7500SWA
7440-48-4	Cobalt	2.0	ND	1	50	100	04/02/15	42377	SW40115D	45	MS	MS2_7500SWA
7439-92-1	Lead	3.0	ND	1	50	100	04/02/15	42377	SW40115D	45	MS	MS2_7500SWA
7782-49-2	Selenium	10	ND	1	50	100	04/02/15	42377	SW40115D	45	MS	MS2_7500SWA
7440-28-0	Thallium	2.0	ND	1	50	100	04/02/15	42377	SW40115D	45	MS	MS2_7500SWA

Comments: _____

Flag Codes:

U or ND - Indicates Compound was not found above the detection/reporting limit
P - ICP-AES
CV -ColdVapor
MS - ICP-MS

Form1
Inorganic Analysis Data Sheet

Sample ID:	AC83924-010	% Solid:	0	Lab Name:	Veritech	Nras No:	
Client Id:	SL-MW-23S F	Units:	UG/L	Lab Code:		Sdg No:	
Matrix:	AQUEOUS	Date Rec:	3/25/2015	Contract:		Case No:	
Level:	LOW						

Cas No.	Analyte	RL	Conc	Dil Fact	Initial Wt/Vol	Final Wt/Vol	Analysis Date	Prep Batch	File:	Seq Num	M	Instr
7429-90-5	Aluminum	200	ND	1	50	50	04/02/15	42377	W17612A2	41	P	PEICP2A
7440-39-3	Barium	50	ND	1	50	50	04/02/15	42377	W17612A2	41	P	PEICP2A
7440-70-2	Calcium	5000	22000	1	50	50	04/02/15	42377	W17612A2	41	P	PEICP2A
7440-47-3	Chromium	50	ND	1	50	50	04/02/15	42377	W17612A2	41	P	PEICP2A
7440-50-8	Copper	50	ND	1	50	50	04/02/15	42377	W17612A2	41	P	PEICP2A
7439-89-6	Iron	300	ND	1	50	50	04/02/15	42377	W17612A2	41	P	PEICP2A
7439-95-4	Magnesium	5000	9500	1	50	50	04/02/15	42377	W17612A2	41	P	PEICP2A
7439-96-5	Manganese	40	1900	1	50	50	04/02/15	42377	W17612A2	41	P	PEICP2A
7439-97-6	Mercury	0.70	ND	1	25	25	03/27/15	42377	H17612SW	32	CV	HGCV1A
7440-02-0	Nickel	50	ND	1	50	50	04/02/15	42377	W17612A2	41	P	PEICP2A
7440-09-7	Potassium	5000	ND	1	50	50	04/03/15	42377	W17612B2	40	P	PEICPRAD2A
7440-22-4	Silver	20	ND	1	50	50	04/02/15	42377	W17612A2	41	P	PEICP2A
7440-23-5	Sodium	5000	36000	1	50	50	04/03/15	42377	W17612B2	40	P	PEICPRAD2A
7440-62-2	Vanadium	50	ND	1	50	50	04/02/15	42377	W17612A2	41	P	PEICP2A
7440-66-6	Zinc	50	ND	1	50	50	04/02/15	42377	W17612A2	41	P	PEICP2A

Comments: _____

Flag Codes:

U or ND - Indicates Compound was not found above the detection/reporting limit
P - ICP-AES
CV -ColdVapor
MS - ICP-MS

Form1
Inorganic Analysis Data Sheet

Sample ID:	AC83924-011	% Solid:	0	Lab Name:	Veritech	Nras No:	
Client Id:	SL-MW-23D U	Units:	UG/L	Lab Code:		Sdg No:	
Matrix:	AQUEOUS	Date Rec:	3/25/2015	Contract:		Case No:	
Level:	LOW						

Cas No.	Analyte	RL	Conc	Dil Fact	Initial Wt/Vol	Final Wt/Vol	Analysis Date	Prep Batch	File:	Seq Num	M	Instr
7440-36-0	Antimony	3.0	ND	1	50	100	04/02/15	42376	SW40115C	46	MS	MS2_7500SWA
7440-38-2	Arsenic	2.0	ND	1	50	100	04/02/15	42376	SW40115C	46	MS	MS2_7500SWA
7440-41-7	Beryllium	1.0	ND	1	50	100	04/02/15	42376	SW40115C	46	MS	MS2_7500SWA
7440-43-9	Cadmium	2.0	ND	1	50	100	04/02/15	42376	SW40115C	46	MS	MS2_7500SWA
7440-48-4	Cobalt	2.0	ND	1	50	100	04/02/15	42376	SW40115C	46	MS	MS2_7500SWA
7439-92-1	Lead	3.0	ND	1	50	100	04/02/15	42376	SW40115C	46	MS	MS2_7500SWA
7782-49-2	Selenium	10	ND	1	50	100	04/02/15	42376	SW40115C	46	MS	MS2_7500SWA
7440-28-0	Thallium	2.0	ND	1	50	100	04/02/15	42376	SW40115C	46	MS	MS2_7500SWA

Comments: _____

Flag Codes:

U or ND - Indicates Compound was not found above the detection/reporting limit
P - ICP-AES
CV -ColdVapor
MS - ICP-MS

Form1
Inorganic Analysis Data Sheet

Sample ID:	AC83924-011	% Solid:	0	Lab Name:	Veritech	Nras No:	
Client Id:	SL-MW-23D U	Units:	UG/L	Lab Code:		Sdg No:	
Matrix:	AQUEOUS	Date Rec:	3/25/2015	Contract:		Case No:	
Level:	LOW						

Cas No.	Analyte	RL	Conc	Dil Fact	Initial Wt/Vol	Final Wt/Vol	Analysis Date	Prep Batch	File:	Seq Num	M	Instr
7429-90-5	Aluminum	200	470	1	50	50	04/02/15	42376	W17624C2	58	P	PEICP2A
7440-39-3	Barium	50	ND	1	50	50	04/01/15	42376	W17611A2	49	P	PEICP2A
7440-70-2	Calcium	5000	17000	1	50	50	04/01/15	42376	W17611A2	49	P	PEICP2A
7440-47-3	Chromium	50	ND	1	50	50	04/01/15	42376	W17611A2	49	P	PEICP2A
7440-50-8	Copper	50	ND	1	50	50	04/01/15	42376	W17611A2	49	P	PEICP2A
7439-89-6	Iron	300	310	1	50	50	04/01/15	42376	W17611A2	49	P	PEICP2A
7439-95-4	Magnesium	5000	ND	1	50	50	04/01/15	42376	W17611A2	49	P	PEICP2A
7439-96-5	Manganese	40	72	1	50	50	04/01/15	42376	W17611A2	49	P	PEICP2A
7439-97-6	Mercury	0.70	ND	1	25	25	04/02/15	42376	H17611SW	35	CV	HGCV2A
7440-02-0	Nickel	50	ND	1	50	50	04/01/15	42376	W17611A2	49	P	PEICP2A
7440-09-7	Potassium	5000	ND	1	50	50	04/01/15	42376	W17611B2	44	P	PEICPRAD2A
7440-22-4	Silver	20	ND	1	50	50	04/01/15	42376	W17611A2	49	P	PEICP2A
7440-23-5	Sodium	5000	13000	1	50	50	04/01/15	42376	W17611B2	44	P	PEICPRAD2A
7440-62-2	Vanadium	50	ND	1	50	50	04/01/15	42376	W17611A2	49	P	PEICP2A
7440-66-6	Zinc	50	ND	1	50	50	04/01/15	42376	W17611A2	49	P	PEICP2A

Comments: _____

Flag Codes:

U or ND - Indicates Compound was not found above the detection/reporting limit
P - ICP-AES
CV -ColdVapor
MS - ICP-MS

Form1
Inorganic Analysis Data Sheet

Sample ID:	AC83924-012	% Solid:	0	Lab Name:	Veritech	Nras No:	
Client Id:	SL-MW-23D F	Units:	UG/L	Lab Code:		Sdg No:	
Matrix:	AQUEOUS	Date Rec:	3/25/2015	Contract:		Case No:	
Level:	LOW						

Cas No.	Analyte	RL	Conc	Dil Fact	Initial Wt/Vol	Final Wt/Vol	Analysis Date	Prep Batch	File:	Seq Num	M	Instr
7440-36-0	Antimony	3.0	ND	1	50	100	04/02/15	42377	SW40115D	46	MS	MS2_7500SWA
7440-38-2	Arsenic	2.0	ND	1	50	100	04/02/15	42377	SW40115D	46	MS	MS2_7500SWA
7440-41-7	Beryllium	1.0	ND	1	50	100	04/02/15	42377	SW40115D	46	MS	MS2_7500SWA
7440-43-9	Cadmium	2.0	ND	1	50	100	04/02/15	42377	SW40115D	46	MS	MS2_7500SWA
7440-48-4	Cobalt	2.0	ND	1	50	100	04/02/15	42377	SW40115D	46	MS	MS2_7500SWA
7439-92-1	Lead	3.0	ND	1	50	100	04/02/15	42377	SW40115D	46	MS	MS2_7500SWA
7782-49-2	Selenium	10	ND	1	50	100	04/02/15	42377	SW40115D	46	MS	MS2_7500SWA
7440-28-0	Thallium	2.0	ND	1	50	100	04/02/15	42377	SW40115D	46	MS	MS2_7500SWA

Comments: _____

Flag Codes:

U or ND - Indicates Compound was not found above the detection/reporting limit
P - ICP-AES
CV -ColdVapor
MS - ICP-MS

Form1
Inorganic Analysis Data Sheet

Sample ID:	AC83924-012	% Solid:	0	Lab Name:	Veritech	Nras No:	
Client Id:	SL-MW-23D F	Units:	UG/L	Lab Code:		Sdg No:	
Matrix:	AQUEOUS	Date Rec:	3/25/2015	Contract:		Case No:	
Level:	LOW						

Cas No.	Analyte	RL	Conc	Dil Fact	Initial Wt/Vol	Final Wt/Vol	Analysis Date	Prep Batch	File:	Seq Num	M	Instr
7429-90-5	Aluminum	200	ND	1	50	50	04/02/15	42377	W17612A2	42	P	PEICP2A
7440-39-3	Barium	50	ND	1	50	50	04/02/15	42377	W17612A2	42	P	PEICP2A
7440-70-2	Calcium	5000	18000	1	50	50	04/02/15	42377	W17612A2	42	P	PEICP2A
7440-47-3	Chromium	50	ND	1	50	50	04/02/15	42377	W17612A2	42	P	PEICP2A
7440-50-8	Copper	50	ND	1	50	50	04/02/15	42377	W17612A2	42	P	PEICP2A
7439-89-6	Iron	300	ND	1	50	50	04/02/15	42377	W17612A2	42	P	PEICP2A
7439-95-4	Magnesium	5000	ND	1	50	50	04/02/15	42377	W17612A2	42	P	PEICP2A
7439-96-5	Manganese	40	ND	1	50	50	04/02/15	42377	W17612A2	42	P	PEICP2A
7439-97-6	Mercury	0.70	ND	1	25	25	03/27/15	42377	H17612SW	35	CV	HGCV1A
7440-02-0	Nickel	50	ND	1	50	50	04/02/15	42377	W17612A2	42	P	PEICP2A
7440-09-7	Potassium	5000	ND	1	50	50	04/03/15	42377	W17612B2	41	P	PEICPRAD2A
7440-22-4	Silver	20	ND	1	50	50	04/02/15	42377	W17612A2	42	P	PEICP2A
7440-23-5	Sodium	5000	14000	1	50	50	04/03/15	42377	W17612B2	41	P	PEICPRAD2A
7440-62-2	Vanadium	50	ND	1	50	50	04/02/15	42377	W17612A2	42	P	PEICP2A
7440-66-6	Zinc	50	ND	1	50	50	04/02/15	42377	W17612A2	42	P	PEICP2A

Comments: _____

Flag Codes:

U or ND - Indicates Compound was not found above the detection/reporting limit
P - ICP-AES
CV -ColdVapor
MS - ICP-MS

FORM 3
(ICB/CCB/MB Summary)

Date Analyzed: 04/01/15
Data File: SW17611A2
Prep Batch: 42376
Reporting Limits Used: 6010B/6010C/7470A,7471A/7471B(Hg),6020/6020A
Instrument: PEICP2A
Units: All units in ppm except Hg and icp-ms in ppb
Project Number: 5032519

Lab Name: Veritech
Lab Code:
Contract:
Nras No:
Sdg No:
Case No:

Analyte	ICB V-205362-9	CCB-22	CCB-33	CCB-43	CCB-54	MB 42376 (1)-12
Barium	.05 U	.05 U	.05 U	.05 U	.05 U	.05 U
Cadmium	.012 U	.012 U	.012 U	.012 U	.012 U	.012 U
Calcium	5 U	5 U	5 U	5 U	5 U	5 U
Chromium	.05 U	.05 U	.05 U	.05 U	.05 U	.05 U
Copper	.05 U	.05 U	.05 U	.05 U	.05 U	.05 U
Iron	.3 U	.3 U	.3 U	.3 U	.3 U	.3 U
Lead	.012 U	.012 U	.012 U	.012 U	.012 U	.012 U
Magnesium	5 U	5 U	5 U	5 U	5 U	5 U
Manganese	.04 U	.04 U	.04 U	.04 U	.04 U	.04 U
Nickel	.05 U	.05 U	.05 U	.05 U	.05 U	.05 U
Silver	.02 U	.02 U	.02 U	.02 U	.02 U	.02 U
Vanadium	.05 U	.05 U	.05 U	.05 U	.05 U	.05 U
Zinc	.05 U	.05 U	.05 U	.05 U	.05 U	.05 U

Notes: a-indicates absolute value of result found above the reporting limits in CCB/ICB or result found above reporting limit in the MB
u-indicates result below reporting limit

FORM 3
(ICB/CCB/MB Summary)

Date Analyzed: 04/01/15
Data File: SW17611B2
Prep Batch: 42376
Reporting Limits Used: 6010B/6010C/7470A,7471A/7471B(Hg),6020/6020A
Instrument: PEICPRAD2A
Units: All units in ppm except Hg and icp-ms in ppb
Project Number: 5032519

Lab Name: Veritech
Lab Code:
Contract:
Nras No:
Sdg No:
Case No:

Analyte	ICB V-205362-8	CCB-21	CCB-31	CCB-38	CCB-49	MB 42376 (1)-11
Potassium	5 U	5 U	5 U	5 U	5 U	5 U
Sodium	5 U	5 U	5 U	5 U	5 U	5 U

Notes: a-indicates absolute value of result found above the reporting limits in CCB/ICB or result found above reporting limit in the MB
u-indicates result below reporting limit

FORM 3
(ICB/CCB/MB Summary)

Date Analyzed: 04/02/15
Data File: SW17624C2
Prep Batch: 42376
Reporting Limits Used: 6010B/6010C/7470A,7471A/7471B(Hg),6020/6020A
Instrument: PEICP2A
Units: All units in ppm except Hg and icp-ms in ppb
Project Number: 5032519

Lab Name: Veritech
Lab Code:
Contract:
Nras No:
Sdg No:
Case No:

Analyte	ICB V-205362-9	CCB-22	CCB-29	CCB-40	CCB-50	CCB-63	MB 42376 (1)-30
Aluminum	.2 U	.2 U	.2 U	.2 U	.2 U	.2 U	.2 U

Notes: a-indicates absolute value of result found above the reporting limits in CCB/ICB or result found above reporting limit in the MB
u-indicates result below reporting limit

FORM 3
(ICB/CCB/MB Summary)

Date Analyzed: 04/02/15
Data File: SW40115C
Prep Batch: 42376
Reporting Limits Used: 6010B/6010C/7470A,7471A/7471B(Hg),6020/6020A
Instrument: MS2_7500SWA
Units: All units in ppm except Hg and icp-ms in ppb
Project Number: 5032519

Lab Name: Veritech
Lab Code:
Contract:
Nras No:
Sdg No:
Case No:

Analyte	ICB V-206944-10	CCB V-206944-15	CCB V-206944-28	CCB V-206944-41	CCB V-206944-50	MB 42376-16
Antimony	1.5 U	1.5 U	1.5 U	1.5 U	1.5 U	3 U
Arsenic	1 U	1 U	1 U	1 U	1 U	2 U
Beryllium	.5 U	.5 U	.5 U	.5 U	.5 U	1 U
Cadmium	1 U	1 U	1 U	1 U	1 U	2 U
Cobalt	1 U	1 U	1 U	1 U	1 U	2 U
Lead	1.5 U	1.5 U	1.5 U	1.5 U	1.5 U	3 U
Selenium	5 U	5 U	5 U	5 U	5 U	10 U
Thallium	1 U	1 U	1 U	1 U	1 U	2 U

Notes: a-indicates absolute value of result found above the reporting limits in CCB/ICB or result found above reporting limit in the MB
u-indicates result below reporting limit

FORM 3
(ICB/CCB/MB Summary)

Date Analyzed: 04/02/15
Data File: SW17612A2
Prep Batch: 42377
Reporting Limits Used: 6010B/6010C/7470A,7471A/7471B(Hg),6020/6020A
Instrument: PEICP2A
Units: All units in ppm except Hg and icp-ms in ppb
Project Number: 5032519

Lab Name: Veritech
Lab Code:
Contract:
Nras No:
Sdg No:
Case No:

Analyte	ICB V-205362-9	CCB-22	CCB-34	CCB-45	CCB-53	CCB-65	CCB-78	MB 42377 (1)-12
Aluminum	.2 U	.2 U	.2 U	.2 U	.2 U	.2 U	.2 U	.2 U
Barium	.05 U	.05 U	.05 U	.05 U	.05 U	.05 U	.05 U	.05 U
Calcium	5 U	5 U	5 U	5 U	5 U	5 U	5 U	5 U
Chromium	.05 U	.05 U	.05 U	.05 U	.05 U	.05 U	.05 U	.05 U
Copper	.05 U	.05 U	.05 U	.05 U	.05 U	.05 U	.05 U	.05 U
Iron	.3 U	.3 U	.3 U	.3 U	.3 U	.3 U	.3 U	.3 U
Magnesium	5 U	5 U	5 U	5 U	5 U	5 U	5 U	5 U
Manganese	.04 U	.04 U	.04 U	.04 U	.04 U	.04 U	.04 U	.04 U
Nickel	.05 U	.05 U	.05 U	.05 U	.05 U	.05 U	.05 U	.05 U
Silver	.02 U	.02 U	.02 U	.02 U	.02 U	.02 U	.02 U	.02 U
Vanadium	.05 U	.05 U	.05 U	.05 U	.05 U	.05 U	.05 U	.05 U
Zinc	.05 U	.05 U	.05 U	.05 U	.05 U	.05 U	.05 U	.05 U

Notes: a-indicates absolute value of result found above the reporting limits in CCB/ICB or result found above reporting limit in the MB
u-indicates result below reporting limit

FORM 3
(ICB/CCB/MB Summary)

Date Analyzed: 04/02/15
Data File: SW17612B2
Prep Batch: 42377
Reporting Limits Used: 6010B/6010C/7470A,7471A/7471B(Hg),6020/6020A
Instrument: PEICPRAD2A
Units: All units in ppm except Hg and icp-ms in ppb
Project Number: 5032519

Lab Name: Veritech
Lab Code:
Contract:
Nras No:
Sdg No:
Case No:

Analyte	ICB V-205362-8	CCB-21	CCB-33	CCB-46	CCB-58	CCB-70	MB 42377 (1)-11
Potassium	5 U	5 U	5 U	5 U	5 U	5 U	5 U
Sodium	5 U	5 U	5 U	5 U	5 U	5 U	5 U

Notes: a-indicates absolute value of result found above the reporting limits in CCB/ICB or result found above reporting limit in the MB
u-indicates result below reporting limit

FORM 3
(ICB/CCB/MB Summary)

Date Analyzed: 04/02/15
Data File: SW40115D
Prep Batch: 42377
Reporting Limits Used: 6010B/6010C/7470A,7471A/7471B(Hg),6020/6020A
Instrument: MS2_7500SWA
Units: All units in ppm except Hg and icp-ms in ppb
Project Number: 5032519

Lab Name: Veritech
Lab Code:
Contract:
Nras No:
Sdg No:
Case No:

Analyte	ICB V-206944-10	CCB V-206944-15	CCB V-206944-28	CCB V-206944-41	CCB V-206944-54	MB 42377-16
Antimony	1.5 U	1.5 U	1.5 U	1.5 U	1.5 U	3 U
Arsenic	1 U	1 U	1 U	1 U	1 U	2 U
Beryllium	.5 U	.5 U	.5 U	.5 U	.5 U	1 U
Cadmium	1 U	1 U	1 U	1 U	1 U	2 U
Cobalt	1 U	1 U	1 U	1 U	1 U	2 U
Lead	1.5 U	1.5 U	1.5 U	1.5 U	1.5 U	3 U
Selenium	5 U	5 U	5 U	5 U	5 U	10 U
Thallium	1 U	1 U	1 U	1 U	1 U	2 U

Notes: a-indicates absolute value of result found above the reporting limits in CCB/ICB or result found above reporting limit in the MB
u-indicates result below reporting limit

FORM 3
(ICB/CCB/MB Summary)

Date Analyzed: 03/27/15
Data File: H17612SW
Prep Batch: 42377
Reporting Limits Used: 6010B/6010C/7470A,7471A/7471B(Hg),6020/6020A
Instrument: HGCV1A
Units: All units in ppm except Hg and icp-ms in ppb
Project Number: 5032519

Lab Name: Veritech
Lab Code:
Contract:
Nras No:
Sdg No:
Case No:

Analyte	ICB-10	CCB-22	CCB-34	CCB-40	MB 42377 (1)-11		
Mercury	.7 U	.7 U	.7 U	.7 U	.7 U		

Notes: a-indicates absolute value of result found above the reporting limits in CCB/ICB or result found above reporting limit in the MB
u-indicates result below reporting limit

FORM 3
(ICB/CCB/MB Summary)

Date Analyzed: 04/02/15
Data File: H17611SW
Prep Batch: 42376
Reporting Limits Used: 6010B/6010C/7470A,7471A/7471B(Hg),6020/6020A
Instrument: HGCV2A
Units: All units in ppm except Hg and icp-ms in ppb
Project Number: 5032519

Lab Name: Veritech
Lab Code:
Contract:
Nras No:
Sdg No:
Case No:

Analyte	ICB-10	CCB-21	CCB-32	CCB-37	MB 42376 (1)-11
Mercury	.7 U	.7 U	.7 U	.7 U	.7 U

Notes: a-indicates absolute value of result found above the reporting limits in CCB/ICB or result found above reporting limit in the MB
u-indicates result below reporting limit

FORM5/FORM7

SPIKE RECOVERY DATA

PREP BATCH: 42376

Instrument Type: ICPMS

Analytical Method(s):6020/200.8

ICP units in ppm, ICPMS and Hg in ppb

TxtQcType: LCS Matrix: AQUEOUS SampleID: LCSW 42376

Analyte	BatchId	DF	Data Fil	Seq#:	Spk Conc:	Spk Adde	Recov	Qual	Lo Lim	Hi Lim
Antimony	42376	1	SW40115	17	235.0000	250	94		80	120
Arsenic	42376	1	SW40115	17	219.0000	250	88		80	120
Beryllium	42376	1	SW40115	17	231.8000	250	93		80	120
Cadmium	42376	1	SW40115	17	225.3000	250	90		80	120
Cobalt	42376	1	SW40115	17	221.7000	250	89		80	120
Lead	42376	1	SW40115	17	230.5000	250	92		80	120
Selenium	42376	1	SW40115	17	223.0000	250	89		80	120
Thallium	42376	1	SW40115	17	215.2000	250	86		80	120

TxtQcType: LCSMR Matrix: AQUEOUS SampleID: LCSW MR 42376

Analyte	BatchId	DF	Data Fil	Seq#:	Spk Conc:	Spk Adde	Recov	Qual	Lo Lim	Hi Lim
Antimony	42376	1	SW40115	18	241.3000	250	97		80	120
Arsenic	42376	1	SW40115	18	229.9000	250	92		80	120
Beryllium	42376	1	SW40115	18	240.2000	250	96		80	120
Cadmium	42376	1	SW40115	18	230.5000	250	92		80	120
Cobalt	42376	1	SW40115	18	231.9000	250	93		80	120
Lead	42376	1	SW40115	18	237.6000	250	95		80	120
Selenium	42376	1	SW40115	18	234.6000	250	94		80	120
Thallium	42376	1	SW40115	18	224.6000	250	90		80	120

TxtQcType: MS Matrix: AQUEOUS SampleID: AC83904-005

Analyte	BatchId	DF	Data Fil	Seq#:	NS Data Fil	Seq#	Spk Conc:	NS Conc:	Spk Adde	Recov	Qual	Lo Lim	Hi Lim
Antimony	42376	1	SW40115	22	SW40115	19	248.9000	1.5U	250	100		75	125
Arsenic	42376	1	SW40115	22	SW40115	19	234.5000	1U	250	94		75	125
Beryllium	42376	1	SW40115	22	SW40115	19	247.2000	0.5U	250	99		75	125
Cadmium	42376	1	SW40115	22	SW40115	19	233.8000	1U	250	94		75	125
Cobalt	42376	1	SW40115	22	SW40115	19	229.0000	1U	250	92		75	125
Lead	42376	1	SW40115	22	SW40115	19	239.0000	1.5U	250	96		75	125
Selenium	42376	1	SW40115	22	SW40115	19	234.2000	5U	250	94		75	125
Thallium	42376	1	SW40115	22	SW40115	19	224.0000	1U	250	90		75	125

TxtQcType: MSD Matrix: AQUEOUS SampleID: AC83904-007

Analyte	BatchId	DF	Data Fil	Seq#:	NS Data Fil	Seq#	Spk Conc:	NS Conc:	Spk Adde	Recov	Qual	Lo Lim	Hi Lim
Antimony	42376	1	SW40115	23	SW40115	19	189.1000	1.5U	250	76		75	125
Arsenic	42376	1	SW40115	23	SW40115	19	222.9000	1U	250	89		75	125
Beryllium	42376	1	SW40115	23	SW40115	19	181.3000	0.5U	250	73	a	75	125
Cadmium	42376	1	SW40115	23	SW40115	19	179.8000	1U	250	72	a	75	125
Cobalt	42376	1	SW40115	23	SW40115	19	217.2000	1U	250	87		75	125
Lead	42376	1	SW40115	23	SW40115	19	188.5000	1.5U	250	75		75	125
Selenium	42376	1	SW40115	23	SW40115	19	225.0000	5U	250	90		75	125
Thallium	42376	1	SW40115	23	SW40115	19	176.2000	1U	250	70	a	75	125

a-Indicates Recovery Failed the criteria b-Indicates Recovery Failed the criteria but non spike concentration >4*spike amount

FORM5/FORM7

SPIKE RECOVERY DATA

PREP BATCH: 42377

Instrument Type: ICP/HG

Analytical Method(s):6010/200.7/7470A/7471A/245.1

ICP units in ppm, ICPMS and Hg in ppb

TxtQcType: MS Matrix: AQUEOUS SampleID: AC83904-006

Analyte	BatchId	DF	Data Fil	Seq#:	NS Data Fil	Seq#	Spk Conc:	NS Conc:	Spk Adde	Recov	Qual	Lo Lim	Hi Lim
Aluminum	42377	1	SW17612	17	SW17612	15	5.0554	0.2U	5.00	101		75	125
Antimony	42377	1	SW17612	17	SW17612	15	0.5118	0.02U	0.50	102		75	125
Arsenic	42377	1	SW17612	17	SW17612	15	0.5147	0.02U	0.50	103		75	125
Barium	42377	1	SW17612	17	SW17612	15	0.5865	0.0702	0.50	103		75	125
Beryllium	42377	1	SW17612	17	SW17612	15	0.5067	0.012U	0.50	101		75	125
Cadmium	42377	1	SW17612	17	SW17612	15	0.5045	0.012U	0.50	101		75	125
Calcium	42377	1	SW17612	17	SW17612	15	82.5214	29.6553	50.0	106		75	125
Chromium	42377	1	SW17612	17	SW17612	15	0.5092	0.05U	0.50	102		75	125
Cobalt	42377	1	SW17612	17	SW17612	15	0.5041	0.02U	0.50	101		75	125
Copper	42377	1	SW17612	17	SW17612	15	0.5124	0.05U	0.50	102		75	125
Iron	42377	1	SW17612	17	SW17612	15	5.0733	0.3U	5.00	101		75	125
Lead	42377	1	SW17612	17	SW17612	15	0.5022	0.012U	0.50	100		75	125
Magnesium	42377	1	SW17612	17	SW17612	15	53.3556	5U	50.0	107		75	125
Manganese	42377	1	SW17612	17	SW17612	15	0.5337	0.04U	0.50	107		75	125
Mercury	42377	1	H17612S	16	H17612S	14	9.9288	.70U	10	99		75	125
Nickel	42377	1	SW17612	17	SW17612	15	0.5067	0.05U	0.50	101		75	125
Potassium	42377	1	SW17612	16	SW17612	14	55.0999	5U	50.00	110		75	125
Selenium	42377	1	SW17612	17	SW17612	15	0.5151	0.04U	0.50	103		75	125
Silver	42377	1	SW17612	17	SW17612	15	0.0992	0.02U	.100	99		75	125
Sodium	42377	1	SW17612	16	SW17612	14	188.0380	121.2210	50.00	134	a	75	125
Thallium	42377	1	SW17612	17	SW17612	15	0.5013	0.02U	0.50	100		75	125
Vanadium	42377	1	SW17612	17	SW17612	15	0.5035	0.05U	0.50	101		75	125
Zinc	42377	1	SW17612	17	SW17612	15	0.5156	0.05U	0.50	103		75	125

TxtQcType: MSD Matrix: AQUEOUS SampleID: AC83904-008

Analyte	BatchId	DF	Data Fil	Seq#:	NS Data Fil	Seq#	Spk Conc:	NS Conc:	Spk Adde	Recov	Qual	Lo Lim	Hi Lim
Aluminum	42377	1	SW17612	18	SW17612	15	4.9574	0.2U	5.00	99		75	125
Antimony	42377	1	SW17612	18	SW17612	15	0.5008	0.02U	0.50	100		75	125
Arsenic	42377	1	SW17612	18	SW17612	15	0.5034	0.02U	0.50	101		75	125
Barium	42377	1	SW17612	18	SW17612	15	0.5774	0.0702	0.50	101		75	125
Beryllium	42377	1	SW17612	18	SW17612	15	0.5020	0.012U	0.50	100		75	125
Cadmium	42377	1	SW17612	18	SW17612	15	0.4996	0.012U	0.50	100		75	125
Calcium	42377	1	SW17612	18	SW17612	15	80.1252	29.6553	50.0	101		75	125
Chromium	42377	1	SW17612	18	SW17612	15	0.5036	0.05U	0.50	101		75	125
Cobalt	42377	1	SW17612	18	SW17612	15	0.5013	0.02U	0.50	100		75	125
Copper	42377	1	SW17612	18	SW17612	15	0.5070	0.05U	0.50	101		75	125
Iron	42377	1	SW17612	18	SW17612	15	5.0279	0.3U	5.00	101		75	125
Lead	42377	1	SW17612	18	SW17612	15	0.4968	0.012U	0.50	99		75	125
Magnesium	42377	1	SW17612	18	SW17612	15	52.8213	5U	50.0	106		75	125
Manganese	42377	1	SW17612	18	SW17612	15	0.5218	0.04U	0.50	104		75	125
Mercury	42377	1	H17612S	17	H17612S	14	10.1251	.70U	10	101		75	125
Nickel	42377	1	SW17612	18	SW17612	15	0.5013	0.05U	0.50	100		75	125
Potassium	42377	1	SW17612	17	SW17612	14	54.2539	5U	50.0	109		75	125
Selenium	42377	1	SW17612	18	SW17612	15	0.5062	0.04U	0.50	101		75	125
Silver	42377	1	SW17612	18	SW17612	15	0.0981	0.02U	.100	98		75	125
Sodium	42377	1	SW17612	17	SW17612	14	179.6090	121.2210	50	117		75	125
Thallium	42377	1	SW17612	18	SW17612	15	0.4921	0.02U	0.50	98		75	125
Vanadium	42377	1	SW17612	18	SW17612	15	0.4984	0.05U	0.50	100		75	125
Zinc	42377	1	SW17612	18	SW17612	15	0.5159	0.05U	0.50	103		75	125

a-Indicates Recovery Failed the criteria b-Indicates Recovery Failed the criteria but non spike concentration >4*spike amount

FORM6/FORM9

RPD/%Difference Data

PREP BATCH: 42376

Instrument Type: ICP/HG

Analytical Method(s):6010/200.7/7470A/7471A/245.1 ICP units in ppm, ICPMS and Hg in ppb

TxtQcType: MSD Matrix: AQUEOUS SampleID: AC83904-007

Analyte	BatchId	Data Fil	Seq#:	MS File	Seq#	Result 1	Result 2	RPD	Limit
Aluminum	42376	SW17624	36	SW17624	35	4.8375	4.8279	.2	20
Barium	42376	SW17611	18	SW17611	17	0.5302	0.5176	2.4	20
Cadmium	42376	SW17611	18	SW17611	17	0.4633	0.4505	2.8	20
Calcium	42376	SW17611	18	SW17611	17	73.3686	72.9062	.63	20
Chromium	42376	SW17611	18	SW17611	17	0.4623	0.4473	3.3	20
Copper	42376	SW17611	18	SW17611	17	0.4765	0.4601	3.5	20
Iron	42376	SW17611	18	SW17611	17	4.8986	4.7079	4	20
Lead	42376	SW17611	18	SW17611	17	0.4556	0.4494	1.4	20
Magnesium	42376	SW17611	18	SW17611	17	48.7176	48.5952	.25	20
Manganese	42376	SW17611	18	SW17611	17	0.6992	0.6910	1.2	20
Mercury	42376	H17611S	17	H17611S	16	9.4610	9.3310	1.4	20
Nickel	42376	SW17611	18	SW17611	17	0.4667	0.4523	3.2	20
Potassium	42376	SW17611	17	SW17611	16	48.2602	48.0898	.35	20
Silver	42376	SW17611	18	SW17611	17	0.0895	0.0863	3.6	20
Sodium	42376	SW17611	17	SW17611	16	150.9020	155.9190	3.3	20
Vanadium	42376	SW17611	18	SW17611	17	0.4568	0.4429	3.1	20
Zinc	42376	SW17611	18	SW17611	17	0.4947	0.4711	4.9	20

TxtQcType: SD Matrix: AQUEOUS SampleID: AC83904-003

Analyte	BatchId	Data Fil	Seq#:	NS File	Seq#	DF	Result 1	Result 2	%Diff		Limit
Aluminum	42376	SW17624	41	SW17624	33	5	-0.0049	0.0584	---		10
Barium	42376	SW17611	23	SW17611	15	5	0.0107	0.0656	19	a	10
Cadmium	42376	SW17611	23	SW17611	15	5	-0.0002	0.0009	---		10
Calcium	42376	SW17611	23	SW17611	15	5	5.4476	27.2823	0.16		10
Chromium	42376	SW17611	23	SW17611	15	5	-0.0023	-0.0001	---		10
Copper	42376	SW17611	23	SW17611	15	5	-0.0020	0.0006	---		10
Iron	42376	SW17611	23	SW17611	15	5	0.0092	0.1780	74	c	10
Lead	42376	SW17611	23	SW17611	15	5	-0.0025	-0.0007	---		10
Magnesium	42376	SW17611	23	SW17611	15	5	0.5107	3.2615	22	a	10
Manganese	42376	SW17611	23	SW17611	15	5	0.0418	0.2159	3.3		10
Nickel	42376	SW17611	23	SW17611	15	5	-0.0031	-0.0005	---		10
Potassium	42376	SW17611	22	SW17611	14	5	0.6303	2.6125	21	c	10
Silver	42376	SW17611	23	SW17611	15	5	-0.0001	0.0001	---		10
Sodium	42376	SW17611	22	SW17611	14	5	21.0791	103.1310	2.2		10
Vanadium	42376	SW17611	23	SW17611	15	5	-0.0016	0.0006	---		10
Zinc	42376	SW17611	23	SW17611	15	5	0.0039	0.0241	18	c	10

a-Indicates Rpd Failed the criteria

b-Method Rep Out but concentrations < 5*RL

c-Serial dilution Out but conc < 10 * IDL

FORM6/FORM9

RPD/%Difference Data

PREP BATCH: 42376

Instrument Type: ICPMS

Analytical Method(s):6020/200.8

ICP units in ppm, ICPMS and Hg in ppb

TxtQcType: LCSMR Matrix: AQUEOUS SampleID: LCSW MR 42376

Analyte	BatchId	Data Fil	Seq#:	NS File	Seq#	Result 1	Result 2	RPD		Limit
Antimony	42376	SW40115	18	SW40115	17	241.3000	235.0000	2.6		20
Arsenic	42376	SW40115	18	SW40115	17	229.9000	219.0000	4.9		20
Beryllium	42376	SW40115	18	SW40115	17	240.2000	231.8000	3.6		20
Cadmium	42376	SW40115	18	SW40115	17	230.5000	225.3000	2.3		20
Cobalt	42376	SW40115	18	SW40115	17	231.9000	221.7000	4.5		20
Lead	42376	SW40115	18	SW40115	17	237.6000	230.5000	3		20
Selenium	42376	SW40115	18	SW40115	17	234.6000	223.0000	5.1		20
Thallium	42376	SW40115	18	SW40115	17	224.6000	215.2000	4.3		20

TxtQcType: MR Matrix: AQUEOUS SampleID: AC83904-003

Analyte	BatchId	Data Fil	Seq#:	NS File	Seq#	Result 1	Result 2	RPD		Limit
Antimony	42376	SW40115	20	SW40115	19	1.5U	1.5U	---		20
Arsenic	42376	SW40115	20	SW40115	19	1U	1U	---		20
Beryllium	42376	SW40115	20	SW40115	19	0.5U	0.5U	---		20
Cadmium	42376	SW40115	20	SW40115	19	1U	1U	---		20
Cobalt	42376	SW40115	20	SW40115	19	1U	1U	---		20
Lead	42376	SW40115	20	SW40115	19	1.5U	1.5U	---		20
Selenium	42376	SW40115	20	SW40115	19	5U	5U	---		20
Thallium	42376	SW40115	20	SW40115	19	1U	1U	---		20

TxtQcType: MSD Matrix: AQUEOUS SampleID: AC83904-007

Analyte	BatchId	Data Fil	Seq#:	MS File	Seq#	Result 1	Result 2	RPD		Limit
Antimony	42376	SW40115	23	SW40115	22	189.1000	248.9000	27	a	20
Arsenic	42376	SW40115	23	SW40115	22	222.9000	234.5000	5.1		20
Beryllium	42376	SW40115	23	SW40115	22	181.3000	247.2000	31	a	20
Cadmium	42376	SW40115	23	SW40115	22	179.8000	233.8000	26	a	20
Cobalt	42376	SW40115	23	SW40115	22	217.2000	229.0000	5.3		20
Lead	42376	SW40115	23	SW40115	22	188.5000	239.0000	24	a	20
Selenium	42376	SW40115	23	SW40115	22	225.0000	234.2000	4		20
Thallium	42376	SW40115	23	SW40115	22	176.2000	224.0000	24	a	20

TxtQcType: SD Matrix: AQUEOUS SampleID: AC83904-003

Analyte	BatchId	Data Fil	Seq#:	NS File	Seq#	DF	Result 1	Result 2	%Diff		Limit
Antimony	42376	SW40115	21	SW40115	19	5	0.0744	0.4698	21	c	10
Arsenic	42376	SW40115	21	SW40115	19	5	0.0788	0.2835	39	c	10
Beryllium	42376	SW40115	21	SW40115	19	5	0.0692	0.3935	---		10
Cadmium	42376	SW40115	21	SW40115	19	5	0.1492	0.7643	2.4		10
Cobalt	42376	SW40115	21	SW40115	19	5	0.0385	0.1244	---		10
Lead	42376	SW40115	21	SW40115	19	5	0.1524	0.6289	---		10
Selenium	42376	SW40115	21	SW40115	19	5	0.1682	0.1698	---		10
Thallium	42376	SW40115	21	SW40115	19	5	0.1113	0.5457	2		10

a-Indicates Rpd Failed the criteria

b-Method Rep Out but concentrations < 5*RL

c-Serial dilution Out but conc < 10 * IDL

FORM6/FORM9

RPD/%Difference Data

PREP BATCH: 42377

Instrument Type: ICP/HG

Analytical Method(s):6010/200.7/7470A/7471A/245.1 ICP units in ppm, ICPMS and Hg in ppb

TxtQcType: MSD Matrix: AQUEOUS SampleID: AC83904-008

Analyte	BatchId	Data Fil	Seq#:	MS File	Seq#	Result 1	Result 2	RPD	Limit
Aluminum	42377	SW17612	18	SW17612	17	4.9574	5.0554	2	20
Antimony	42377	SW17612	18	SW17612	17	0.5008	0.5118	2.2	20
Arsenic	42377	SW17612	18	SW17612	17	0.5034	0.5147	2.2	20
Barium	42377	SW17612	18	SW17612	17	0.5774	0.5865	1.6	20
Beryllium	42377	SW17612	18	SW17612	17	0.5020	0.5067	.93	20
Cadmium	42377	SW17612	18	SW17612	17	0.4996	0.5045	.96	20
Calcium	42377	SW17612	18	SW17612	17	80.1252	82.5214	2.9	20
Chromium	42377	SW17612	18	SW17612	17	0.5036	0.5092	1.1	20
Cobalt	42377	SW17612	18	SW17612	17	0.5013	0.5041	.57	20
Copper	42377	SW17612	18	SW17612	17	0.5070	0.5124	1.1	20
Iron	42377	SW17612	18	SW17612	17	5.0279	5.0733	.9	20
Lead	42377	SW17612	18	SW17612	17	0.4968	0.5022	1.1	20
Magnesium	42377	SW17612	18	SW17612	17	52.8213	53.3556	1	20
Manganese	42377	SW17612	18	SW17612	17	0.5218	0.5337	2.3	20
Mercury	42377	H17612S	17	H17612S	16	10.1251	9.9288	2	20
Nickel	42377	SW17612	18	SW17612	17	0.5013	0.5067	1.1	20
Potassium	42377	SW17612	17	SW17612	16	54.2539	55.0999	1.5	20
Selenium	42377	SW17612	18	SW17612	17	0.5062	0.5151	1.7	20
Silver	42377	SW17612	18	SW17612	17	0.0981	0.0992	1	20
Sodium	42377	SW17612	17	SW17612	16	179.6090	188.0380	4.6	20
Thallium	42377	SW17612	18	SW17612	17	0.4921	0.5013	1.9	20
Vanadium	42377	SW17612	18	SW17612	17	0.4984	0.5035	1	20
Zinc	42377	SW17612	18	SW17612	17	0.5159	0.5156	.069	20

TxtQcType: SD Matrix: AQUEOUS SampleID: AC83904-004

Analyte	BatchId	Data Fil	Seq#:	NS File	Seq#	DF	Result 1	Result 2	%Diff		Limit
Aluminum	42377	SW17612	23	SW17612	15	5	-0.0401	-0.0118	---		10
Antimony	42377	SW17612	23	SW17612	15	5	-0.0036	-0.0028	---		10
Arsenic	42377	SW17612	23	SW17612	15	5	0.0009	0.0008	---		10
Barium	42377	SW17612	23	SW17612	15	5	0.0121	0.0702	14	a	10
Beryllium	42377	SW17612	23	SW17612	15	5	-0.0010	-0.0007	---		10
Cadmium	42377	SW17612	23	SW17612	15	5	-0.0003	0.0001	---		10
Calcium	42377	SW17612	23	SW17612	15	5	5.8768	29.6553	0.91		10
Chromium	42377	SW17612	23	SW17612	15	5	-0.0022	-0.0017	---		10
Cobalt	42377	SW17612	23	SW17612	15	5	-0.0028	-0.0026	---		10
Copper	42377	SW17612	23	SW17612	15	5	-0.0028	-0.0013	---		10
Iron	42377	SW17612	23	SW17612	15	5	-0.0269	-0.0214	---		10
Lead	42377	SW17612	23	SW17612	15	5	-0.0031	-0.0023	---		10
Magnesium	42377	SW17612	23	SW17612	15	5	0.5713	3.5449	19	a	10
Manganese	42377	SW17612	23	SW17612	15	5	0.0011	0.0158	66	c	10
Nickel	42377	SW17612	23	SW17612	15	5	-0.0036	-0.0027	---		10
Potassium	42377	SW17612	22	SW17612	14	5	0.6666	3.0181	10		10
Selenium	42377	SW17612	23	SW17612	15	5	-0.0029	0.0030	---		10
Silver	42377	SW17612	23	SW17612	15	5	-0.0005	0.0000	---		10
Sodium	42377	SW17612	22	SW17612	14	5	24.8896	121.2210	2.7		10
Thallium	42377	SW17612	23	SW17612	15	5	-0.0060	-0.0050	---		10
Vanadium	42377	SW17612	23	SW17612	15	5	-0.0021	-0.0003	---		10
Zinc	42377	SW17612	23	SW17612	15	5	-0.0004	0.0053	---		10

a-Indicates Rpd Failed the criteria

b-Method Rep Out but concentrations < 5*RL

c-Serial dilution Out but conc < 10 * IDL

Hampton-Clarke
Analytical & Field Services

Last Page of Report

Hampton-Clarke
Analytical & Field Services

175 ROUTE 46 WEST, UNIT D · FAIRFIELD, NJ 07004
2 MADISON ROAD, FAIRFIELD, NJ 07004
800-426-9992 · 973-244-9770
FAX: 973-244-9787
WWW.HCVLAB.COM

Project: ServAll

Client PO: 42420

Report To: AECOM
100 Red School House Rd.
Suite B-1
Chestnut Ridge, NY 10977

Attn: Paul Kareth

Received Date: 3/24/2015

Report Date: 4/8/2015

Deliverables: NYDOH-CatA

Lab ID: AC83904

Lab Project No: 5032417

This report is a true report of results obtained from our tests of this material. The report relates only to those samples received and analyzed by the laboratory. All results meet the requirements of the NELAC Institute standards. Laboratory reports may not be reproduced, except in full, without the written approval of the laboratory.

In lieu of a formal contract document, the total aggregate liability of Hampton-Clarke to all parties shall not exceed Hampton-Clarke's total fee for analytical services rendered.

Robin Cousineau - Quality Assurance Director OR **Jean Revolus - Laboratory Director**

NJ (07071) NY (ELAP11408) CT (PH-0671)
PA (68-00463) KY (90124)

Hampton-Clarke
Analytical & Field Services

THIS CATEGORY "A" REPORT
IS NUMBERED FROM
1 to 156

HC Case Narrative

Client: AECOM
Project: ServAll

HC Project: 5032417

Hampton-Clarke (HC) received the following samples on 3/24/2015:

Client ID	HC Sample ID	Matrix	Analysis
SL-MW-1 U	AC83904-001	Aqueous	VO+10 (8260C), Metals (6010C/6020A), Mercury (7470A)
SL-MW-1 F	AC83904-002	Aqueous	Metals (6010C/6020A), Mercury (7470A)
SL-MW-5/ U	AC83904-003	Aqueous	VO+10 (8260C), Metals (6010C/6020A), Mercury (7470A)
SL-MW-5/ F	AC83904-004	Aqueous	Metals (6010C/6020A), Mercury (7470A)
SL-MW 1 MS U	AC83904-005	Aqueous	VO+10 (8260C), Metals (6010C/6020A), Mercury (7470A)
SL-MW 1 MS F	AC83904-006	Aqueous	Metals (6010C/6020A), Mercury (7470A)
SL-MW 1 MSD U	AC83904-007	Aqueous	VO+10 (8260C), Metals (6010C/6020A), Mercury (7470A)
SL-MW 1 MSD F	AC83904-008	Aqueous	Metals (6010C/6020A), Mercury (7470A)
SL-MW-2 U	AC83904-009	Aqueous	VO+10 (8260C), Metals (6010C/6020A), Mercury (7470A)
SL-MW-2 F	AC83904-010	Aqueous	Metals (6010C/6020A), Mercury (7470A)
SL-MW-3A U	AC83904-011	Aqueous	VO+10 (8260C), Metals (6010C/6020A), Mercury (7470A)
SL-MW-3A F	AC83904-012	Aqueous	Metals (6010C/6020A), Mercury (7470A)
SL-MW-3B U	AC83904-013	Aqueous	VO+10 (8260C), Metals (6010C/6020A), Mercury (7470A)
SL-MW-3B F	AC83904-014	Aqueous	Metals (6010C/6020A), Mercury (7470A)
TB01	AC83904-015	Aqueous	VO+10 (8260C)
SL-MW-12 U	AC83904-016	Aqueous	VO+10 (8260C), Metals (6010C/6020A), Mercury (7470A)
SL-MW-12 F	AC83904-017	Aqueous	Metals (6010C/6020A), Mercury (7470A)
SL-MW-6B U	AC83904-018	Aqueous	VO+10 (8260C), Metals (6010C/6020A), Mercury (7470A)
SL-MW-6B F	AC83904-019	Aqueous	Metals (6010C/6020A), Mercury (7470A)
SL-MW-6A U	AC83904-020	Aqueous	VO+10 (8260C), Metals (6010C/6020A), Mercury (7470A)
SL-MW-6A F	AC83904-021	Aqueous	Metals (6010C/6020A), Mercury (7470A)
Field Blank U	AC83904-022	Aqueous	VO+10 (8260C), Metals (6010C/6020A), Mercury (7470A)
Field Blank F	AC83904-023	Aqueous	Metals (6010C/6020A), Mercury (7470A)

This case narrative is in the form of an exception report. Method specific and/or QA/QC anomalies related to this report only are detailed below.

Volatile Organic Analysis:

Sample AC83904-018 was analyzed at a dilution due to high concentration of target analytes.

The Method Blank Spike for batches 43089, 43103, and 43078 had recoveries outside QC limits. Please refer to the applicable Form 3 for the recoveries.

The Matrix Spike and/or Matrix Spike Duplicate for batch 43078 had recoveries outside QC limits. Please refer to the applicable Form 3 for the recoveries.

Metals Analysis:

The Matrix Spike and/or Matrix Spike Duplicate for batches 42376 and 42377 had recoveries outside QC limits. Please refer to the applicable Form 5/7 for the recoveries.

The MS/MSD RPD had recoveries outside QC limits in batch 42376. Please refer to the applicable Form 6/9 for the recoveries.

The serial dilution for batches 42376 and 42377 are outside QC limits for one or more analytes. Please refer to the applicable Form 6/9 for the recoveries.

I certify that this data package is in compliance with the terms and conditions of the contract, both technically and for completeness, for other than the conditions detailed above. Release of the data contained in this hardcopy data package and in the computer-readable data has been authorized by the Laboratory Manager or his designee, as verified by the following signature.

Robin Cousineau Quality Assurance Director	Or	Jean Revolus Laboratory Director	4/8/2015 Date

5032417 0003

Hampton-Clarke, Inc. (WBE/DBE/SBE)

175 Route 46 West and 2 Madison Road, Fairfield, New Jersey 07004
Ph: 800-426-9992 | 973-244-9770 Fax: 973-244-9787 | 973-439-1458
Service Center: 137-D Gaither Drive, Mount Laurel, New Jersey 08054
Ph (Service Center): 856-780-6057 Fax: 856-780-6056

Hampton-Clarke WBE/DBE/SBE 800-426-9992

A Women-Owned, Disadvantaged, Small Business Enterprise

NELAC/NJ #07071 | PA #68-00463 | NY #11408 | CT #PH-0671 | KY #90124 | DE HSCA Approved

CHAIN OF CUSTODY RECORD

Project # (Lab Use Only): 5032417

Page 1 of 2

Customer Information

1a) Customer: AECOM
Address: 130 Red School house Rd STE B-1
Chestnut Ridge, NY 10977-6715
1b) Email/Cell/Fax/Ph: (845) 425-4980 x+13
1c) Send Invoice to: Paul.Kareth@aecom.com
1d) Send Report to: Paul.Kareth@aecom.com

Project Information

2a) Project: D004445-14-1 Multi G; Servall
2b) Project Mgr: Paul Kareth
2c) Project Location (City/State): Bay Shore, NY
2d) Quote/PO # (If Applicable):

3) Reporting Requirements (Please Circle)

Turnaround	Report Type	Electronic Deliv.
When Available:	Data Summary	Hazsite/CSV
1 Business Day (100%)*	Results + QC (Waste)	EnviroData
2 Business Days (75%)*	NJ Reduced	Excel - NJ Regulatory
3 Business Days (50%)*	NY Reduced	Excel - NY Regulatory
4 Business Days (35%)*	PA Reduced	Excel - PA Regulatory
5 Business Days (25%)	Full / Category B	EQuIS (specify below):
10 Business Days (Stand.)	Category A	4-File/EZ/NYS/Reg. 2 or 5
Other: standard	Electronic (PDF)	Other:

* Expedited TAT Not Always Available. Please Check with Lab.

FOR LAB USE ONLY ↓

Batch # AC83904

===> Check If Contingent ===>

Matrix Codes
DW - Drinking Water; S - Soil; A - Air; GW - Ground Water; SL - Sludge; WW - Waste Water; OL - Oil; OT - Other (please specify under item 9, Comments)

7) Analysis (specify methods & parameter lists) <=== Check If Contingent <===

8) # of Bottles

Lab Sample #	4) Customer Sample ID	5) Matrix	6) Sample Date	6) Sample Time	Composite (C)	Grab (G)	TCL VOCs	TAL Metals	None	MeOH	En Core	NaOH	HCl	H2SO4	HNO3	Other:	9) Comments
-001/002	~~SL-MW-1~~ SL-MW-1	GW	3/23/15	1725		X	X	X						3	2		1 Filtered, 1 un Filtered
-003/004	~~SL-MW-51~~ SL-MW-51					X	X	X						3	2		" "
-005/006	~~SL-MW1~~ SL-MW1 MS			1725		X	X	X						3	2		" "
-007/008	SL-MW1 MSD			1725		X	X	X						3	2		" "
-009/010	SL-MW-2			1815		X	X	X						3	2		" "
-011/012	SL-MW-3A			1540		X	X	X						3	2		" "
-013/014	SL-MW-3B			1600		X	X	X						3	2		" "
-015	TB01			—			X							3			DI H_2O

10) Relinquished by:	Accepted by:	Date	Time
[signature]	[signature]	3/24/15	14:15
[signature]	[signature]	3/24/15	16:55

Additional Notes

Comments, Notes, Special Requirements, HAZARDS

Indicate if low-level methods required to meet current groundwater standards (SPLP for soil):
- [ ] BN or BNA (8270D SIM)
- [ ] VOC (8260C SIM or 8011)
- [ ] SPLP (BN, BNA, Metals)

For NNJ LSRP projects, indicate which standards need to be met:
- [ ] NJDEP GWQS
- [ ] NJDEP SRS
- [ ] NJDEP SPLP
- [ ] Other (specify):

Check if applicable:
- [ ] Project-Specific Reporting Limits
- [ ] High Contaminant Concentrations
- [ ] NJ LSRP Project (also check boxes above/right)

Cooler Temperature: 3.9 2.5

11) Sampler (print name): Date:

Please note NUMBERED items. If not completed your analytical work may be delayed.
A fee of $5/sample will be assessed for storage should sample not be activated for any analysis.

5032417 0004

Hampton-Clarke, Inc. (WBE/DBE/SBE)

175 Route 46 West and 2 Madison Road, Fairfield, New Jersey 07004
Ph: 800-426-9992 | 973-244-9770 Fax: 973-244-9787 | 973-439-1458
Service Center: 137-D Gaither Drive, Mount Laurel, New Jersey 08054
Ph (Service Center): 856-780-6057 Fax: 856-780-6056

Hampton-Clarke WBE/DBE/SBE 800-426-9992

A Women-Owned, Disadvantaged, Small Business Enterprise

NELAC/NJ #07071 | PA #68-00463 | NY #11408 | CT #PH-0671 | KY #90124 | DE HSCA Approved

CHAIN OF CUSTODY RECORD

Project # (Lab Use Only): 5032417

Page 2 of 2

3) Reporting Requirements (Please Circle)

Turnaround	Report Type	Electronic Deliv.
When Available:	Data Summary	Hazsite/CSV
1 Business Day (100%)*	Results + QC (Waste)	EnviroData
2 Business Days (75%)*	NJ Reduced	Excel - NJ Regulatory
3 Business Days (50%)*	NY Reduced	Excel - NY Regulatory
4 Business Days (35%)*	PA Reduced	Excel - PA Regulatory
5 Business Days (25%)	Full / Category B	EQuIS (specify below):
10 Business Days (Stand.)	Category A	4-File/EZ/NYS/Reg. 2 or 5
Other: Standard	Electronic (PDF)	Other:

* Expedited TAT Not Always Available. Please Check with Lab.

Customer Information

1a) Customer: AECOM
Address: 100 Red Schoolhouse Rd, Ste B-1, Chestnut Ridge, NY 10977-6715
1b) Email/Cell/Fax/Ph: (845) 425-4980 x.t. 13
1c) Send Invoice to: Paul.Kareth@aecom.com
1d) Send Report to: Paul.Kareth@aecom.com

Project Information

2a) Project: D 00445-14-1 Multi G: Servall
2b) Project Mgr: Paul Kareth
2c) Project Location (City/State): Bay Shore, NY
2d) Quote/PO # (If Applicable):

FOR LAB USE ONLY ↓

Batch # AC83904

===> Check If Contingent ===>

Matrix Codes
DW - Drinking Water, S - Soil, A - Air, GW - Ground Water, SL - Sludge, WW - Waste Water, OL - Oil, OT - Other (please specify under item 9, Comments)

7) Analysis (specify methods & parameter lists)

<=== Check If Contingent <===

8) # of Bottles

Lab Sample #	4) Customer Sample ID	5) Matrix	6) Sample Date	6) Sample Time	Composite (C)	Grab (G)	TCL VOC's	TAL METALS	None	MeOH	En Core	NaOH	HCl	H2SO4	HNO3	Other:	9) Comments
-016/017	SL-MW-12	GW	3/24/15	1235		X	X	X					3		2		1 Filtered, 1 unfiltered
-018/019	SL-MW-6B	↓	↓	1110		X	X	X					3		2		↓ ↓
-020/021	SL-MW-6A	↓	↓	1300		X	X	X					3		2		↓ ↓
-022/023	Field Blank		↓	1130		X							3		2		↓ ↓

10) Relinquished by:	Accepted by:	Date	Time
[signature]	[signature]	3/24/15	1410
[signature]	[signature]	3/24/15	1555

Additional Notes

Comments, Notes, Special Requirements, HAZARDS

Indicate if low-level methods required to meet current groundwater standards (SPLP for soil):
- [ ] BN or BNA (8270D SIM)
- [ ] VOC (8260C SIM or 8011)
- [ ] SPLP (BN, BNA, Metals)

For NNJ LSRP projects, indicate which standards need to be met:
- [ ] NJDEP GWQS
- [ ] NJDEP SRS
- [ ] NJDEP SPLP
- [ ] Other (specify):

Check if applicable:
- [ ] Project-Specific Reporting Limits
- [ ] High Contaminant Concentrations
- [ ] NJ LSRP Project (also check boxes above/right)

Cooler Temperature: 3.9 2.5

11) Sampler (print name): Date:

Please note NUMBERED items. If not completed your analytical work may be delayed.
A fee of $5/sample will be assessed for storage should sample not be activated for any analysis.

PROJECT MODIFICATIONS

Client: AECOM-CRNY
Project: ServAll

HC Project #: 5032417

---

kristen192.168.1.142
3/25/2015 10:15:56 AM

Per Marie Webster 3/25 run all analyses on field blank sample - 3/25/15 Kds

---

kristen192.168.1.142
4/3/2015 1:47:49 PM

Per Paul Kareth, project name is ServAll - 4/3/15 Kds

---

kristen192.168.1.142
4/7/2015 8:22:59 AM

Per Paul Kareth 4/6 PO#: 42420 - 4/7/15 Kds

CONDITION UPON RECEIPT

Batch Number AC83904

Entered By: cbaum
Date Entered 3/24/2015 4:22:00 PM

1	Yes	Is there a corresponding COC included with the samples?
2	Yes	Are the samples in a container such as a cooler or Ice chest?
3	Yes	Are the COC seals intact?
4	Yes	Please specify the Temperature inside the container (in degC) 3.9 C , 2.5 C
5	Yes	Are the samples refrigerated (where required)/have they arrived on ice?
6	Yes	Are the samples within the holding times for the parameters listed on the COC? IF no, list parameters and samples:
7	Yes	Are all of the sample bottles intact? If no, specify sample numbers broken/leaking
8	Yes	Are all of the sample labels or numbers legible? If no specify:
9	NO	Do the contents match the COC? If no, specify ALSO RECEIVED ONE EXTRA SET OF TRIP BLANKS NOT LISTED ON THE CHAIN.
10	Yes	Is there enough sample sent for the analyses listed on the COC? If no, specify:
11	Yes	Are samples preserved correctly?
12	Yes	Was temperature blank present (Place comment below if not)? If not was temperature of samples verified?
13	YES	Other comments ...Specify TRIP BLANK DATE IS 03/20/15.
14	NA	Corrective actions (Specify item number and corrective action taken). 9) Per Paul Kareth 3/24 do not analyze the extra set of trip blanks received - 3/25/15 Kds

PRESERVATION DOCUMENT

Batch Number AC83904

Entered By: cbaum
Date Entered 3/24/2015 4:23:00 PM

Lab#:	Container Siz	Container Typ	Parameter	Preservative	PH
AC83904-001	40 ML	G	VOA	HCL	1
AC83904-001	1 L	P	METALS	HNO3	1
AC83904-002	1 L	P	METALS	HNO3	1
AC83904-003	40 ML	G	VOA	HCL	1
AC83904-003	1 L	P	METALS	HNO3	1
AC83904-004	1 L	P	METALS	HNO3	1
AC83904-005	40 ML	G	VOA	HCL	1
AC83904-005	1 L	P	METALS	HNO3	1
AC83904-006	1 L	P	METALS	HNO3	1
AC83904-007	40 ML	G	VOA	HCL	1
AC83904-007	1 L	P	METALS	HNO3	1
AC83904-008	1 L	P	METALS	HNO3	1
AC83904-009	40 ML	G	VOA	HCL	1
AC83904-009	1 L	P	METALS	HNO3	1
AC83904-010	1 L	P	METALS	HNO3	1
AC83904-011	40 ML	G	VOA	HCL	1
AC83904-011	1 L	P	METALS	HNO3	1
AC83904-012	1 L	P	METALS	HNO3	1
AC83904-013	40 ML	G	VOA	HCL	1
AC83904-013	1 L	P	METALS	HNO3	1
AC83904-014	1 L	P	METALS	HNO3	1
AC83904-015	40 ML	G	VOA	HCL	1
AC83904-016	40 ML	G	VOA	HCL	1
AC83904-016	1L	P	METALS	HNO3	1
AC83904-017	1L	P	METALS	HNO3	1
AC83904-018	40 ML	G	VOA	HCL	1
AC83904-018	1L	P	METALS	HNO3	1
AC83904-019	1L	P	METALS	HNO3	1
AC83904-020	40 ML	G	VOA	HCL	1
AC83904-020	1L	P	METALS	HNO3	1
AC83904-021	1L	P	METALS	HNO3	1
AC83904-022	40 ML	G	VOA	HCL	1
AC83904-022	1L	P	METALS	HNO3	1
AC83904-023	1L	P	METALS	HNO3	1

Internal Chain of Custody

Lab#:	DateTime:	Loc or User	Bot Nu	A/M	Analysis
AC83904-001	03/24/15 15:55	CBAU	0	M	Received
AC83904-001	03/24/15 16:21	CBAU	0	M	Login
AC83904-001	03/25/15 08:19	R31	1	A	NONE
AC83904-001	03/25/15 08:19	R31	2	A	NONE
AC83904-001	03/31/15 18:10	WP	2	A	VOA
AC83904-001	03/25/15 08:19	R31	3	A	NONE
AC83904-001	03/26/15 10:13	AM	4	A	tdwi/hg
AC83904-001	03/26/15 10:14	R12	4	A	NONE
AC83904-002	03/24/15 15:55	CBAU	0	M	Received
AC83904-002	03/24/15 16:21	CBAU	0	M	Login
AC83904-002	03/27/15 07:56	RAMO	1	A	hg
AC83904-002	03/27/15 07:57	RAMO	1	A	r12
AC83904-003	03/24/15 15:55	CBAU	0	M	Received
AC83904-003	03/24/15 16:21	CBAU	0	M	Login
AC83904-003	03/25/15 08:19	R31	1	A	NONE
AC83904-003	03/25/15 08:19	R31	2	A	NONE
AC83904-003	03/31/15 18:10	WP	2	A	VOA
AC83904-003	03/25/15 08:19	R31	3	A	NONE
AC83904-003	03/26/15 10:13	AM	4	A	tdwi/hg
AC83904-003	03/26/15 10:14	R12	4	A	NONE
AC83904-004	03/24/15 15:55	CBAU	0	M	Received
AC83904-004	03/24/15 16:21	CBAU	0	M	Login
AC83904-004	03/27/15 07:56	RAMO	1	A	hg
AC83904-004	03/27/15 07:57	RAMO	1	A	r12
AC83904-005	03/24/15 15:55	CBAU	0	M	Received
AC83904-005	03/24/15 16:21	CBAU	0	M	Login
AC83904-005	03/25/15 08:19	R31	1	A	NONE
AC83904-005	03/25/15 08:19	R31	2	A	NONE
AC83904-005	03/31/15 18:10	WP	2	A	VOA
AC83904-005	03/25/15 08:19	R31	3	A	NONE
AC83904-005	03/26/15 10:13	AM	4	A	tdwi/hg
AC83904-005	03/26/15 10:14	R12	4	A	NONE
AC83904-006	03/24/15 15:55	CBAU	0	M	Received
AC83904-006	03/24/15 16:21	CBAU	0	M	Login
AC83904-006	03/27/15 07:56	RAMO	1	A	hg
AC83904-006	03/27/15 07:57	RAMO	1	A	r12
AC83904-007	03/24/15 15:55	CBAU	0	M	Received
AC83904-007	03/24/15 16:21	CBAU	0	M	Login
AC83904-007	03/25/15 08:19	R31	1	A	NONE
AC83904-007	03/25/15 08:19	R31	2	A	NONE
AC83904-007	03/25/15 08:19	R31	3	A	NONE
AC83904-007	03/31/15 18:10	WP	3	A	VOA
AC83904-007	03/26/15 10:13	AM	4	A	tdwi/hg
AC83904-007	03/26/15 10:14	R12	4	A	NONE
AC83904-008	03/24/15 15:55	CBAU	0	M	Received
AC83904-008	03/24/15 16:21	CBAU	0	M	Login
AC83904-008	03/27/15 07:56	RAMO	1	A	hg
AC83904-008	03/27/15 07:57	RAMO	1	A	r12
AC83904-009	03/24/15 15:55	CBAU	0	M	Received
AC83904-009	03/24/15 16:21	CBAU	0	M	Login
AC83904-009	03/25/15 08:19	R31	1	A	NONE
AC83904-009	03/25/15 08:19	R31	2	A	NONE
AC83904-009	03/31/15 18:10	WP	2	A	VOA
AC83904-009	03/25/15 08:19	R31	3	A	NONE
AC83904-009	03/26/15 10:13	AM	4	A	tdwi/hg
AC83904-009	03/26/15 10:14	R12	4	A	NONE
AC83904-010	03/24/15 15:55	CBAU	0	M	Received
AC83904-010	03/24/15 16:21	CBAU	0	M	Login
AC83904-010	03/27/15 07:56	RAMO	1	A	hg
AC83904-010	03/27/15 07:57	RAMO	1	A	r12
AC83904-011	03/24/15 15:55	CBAU	0	M	Received
AC83904-011	03/24/15 16:21	CBAU	0	M	Login
AC83904-011	03/25/15 08:19	R31	1	A	NONE
AC83904-011	03/25/15 08:19	R31	2	A	NONE
AC83904-011	03/31/15 18:10	WP	2	A	VOA
AC83904-011	03/25/15 08:19	R31	3	A	NONE
AC83904-011	03/26/15 10:13	AM	4	A	tdwi/hg
AC83904-011	03/26/15 10:14	R12	4	A	NONE
AC83904-012	03/24/15 15:55	CBAU	0	M	Received
AC83904-012	03/24/15 16:21	CBAU	0	M	Login
AC83904-012	03/27/15 07:56	RAMO	1	A	hg
AC83904-012	03/27/15 07:57	RAMO	1	A	r12
AC83904-013	03/24/15 15:55	CBAU	0	M	Received
AC83904-013	03/24/15 16:21	CBAU	0	M	Login
AC83904-013	03/25/15 08:19	R31	1	A	NONE
AC83904-013	03/25/15 08:19	R31	2	A	NONE
AC83904-013	03/31/15 18:10	WP	2	A	VOA
AC83904-013	03/25/15 08:19	R31	3	A	NONE
AC83904-013	03/26/15 10:13	AM	4	A	tdwi/hg
AC83904-013	03/26/15 10:14	R12	4	A	NONE
AC83904-014	03/24/15 15:55	CBAU	0	M	Received
AC83904-014	03/24/15 16:21	CBAU	0	M	Login
AC83904-014	03/27/15 07:56	RAMO	1	A	hg
AC83904-014	03/27/15 07:57	RAMO	1	A	r12
AC83904-015	03/24/15 15:55	CBAU	0	M	Received
AC83904-015	03/24/15 16:21	CBAU	0	M	Login
AC83904-015	03/25/15 08:19	R31	1	A	NONE
AC83904-015	03/25/15 08:19	R31	2	A	NONE
AC83904-015	03/31/15 18:10	WP	2	A	VOA
AC83904-015	03/25/15 08:19	R31	3	A	NONE
AC83904-015	04/01/15 13:45	SG	3	A	VOA
AC83904-016	03/24/15 15:55	CBAU	0	M	Received
AC83904-016	03/24/15 16:21	CBAU	0	M	Login
AC83904-016	03/25/15 08:19	R31	1	A	NONE
AC83904-016	03/25/15 08:19	R31	2	A	NONE
AC83904-016	03/31/15 18:10	WP	2	A	VOA
AC83904-016	03/25/15 08:19	R31	3	A	NONE
AC83904-016	03/26/15 10:13	AM	4	A	tdwi/hg
AC83904-016	03/26/15 10:14	R12	4	A	NONE
AC83904-017	03/24/15 15:55	CBAU	0	M	Received
AC83904-017	03/24/15 16:21	CBAU	0	M	Login
AC83904-017	03/27/15 07:56	RAMO	1	A	hg
AC83904-017	03/27/15 07:57	RAMO	1	A	r12
AC83904-018	03/24/15 15:55	CBAU	0	M	Received
AC83904-018	03/24/15 16:21	CBAU	0	M	Login
AC83904-018	03/25/15 08:19	R31	1	A	NONE
AC83904-018	03/25/15 08:19	R31	2	A	NONE
AC83904-018	03/31/15 18:10	WP	2	A	VOA
AC83904-018	03/25/15 08:19	R31	3	A	NONE
AC83904-018	04/01/15 13:45	SG	3	A	VOA
AC83904-018	03/26/15 10:13	AM	4	A	tdwi/hg
AC83904-018	03/26/15 10:14	R12	4	A	NONE
AC83904-019	03/24/15 15:55	CBAU	0	M	Received
AC83904-019	03/24/15 16:21	CBAU	0	M	Login
AC83904-019	03/27/15 07:56	RAMO	1	A	hg
AC83904-019	03/27/15 07:57	RAMO	1	A	r12
AC83904-020	03/24/15 15:55	CBAU	0	M	Received
AC83904-020	03/24/15 16:21	CBAU	0	M	Login
AC83904-020	03/25/15 08:19	R31	1	A	NONE
AC83904-020	03/25/15 08:19	R31	2	A	NONE
AC83904-020	03/31/15 18:10	WP	2	A	VOA
AC83904-020	03/25/15 08:19	R31	3	A	NONE
AC83904-020	04/01/15 13:45	SG	3	A	VOA
AC83904-020	03/26/15 10:13	AM	4	A	tdwi/hg
AC83904-020	03/26/15 10:14	R12	4	A	NONE
AC83904-021	03/24/15 15:55	CBAU	0	M	Received
AC83904-021	03/24/15 16:21	CBAU	0	M	Login
AC83904-021	03/27/15 07:56	RAMO	1	A	hg
AC83904-021	03/27/15 07:57	RAMO	1	A	r12
AC83904-022	03/24/15 15:55	CBAU	0	M	Received
AC83904-022	03/24/15 16:21	CBAU	0	M	Login
AC83904-022	03/25/15 08:19	R31	1	A	NONE
AC83904-022	04/02/15 12:31	SG	1	A	VOA
AC83904-022	03/25/15 08:19	R31	2	A	NONE
AC83904-022	04/01/15 14:40	SG	2	A	VOA
AC83904-022	03/25/15 08:19	R31	3	A	NONE
AC83904-022	03/26/15 10:13	AM	4	A	tdwi/hg
AC83904-022	03/26/15 10:14	R12	4	A	NONE
AC83904-023	03/24/15 15:55	CBAU	0	M	Received
AC83904-023	03/24/15 16:21	CBAU	0	M	Login
AC83904-023	03/27/15 07:56	RAMO	1	A	hg
AC83904-023	03/27/15 07:57	RAMO	1	A	r12

Samples marked as received are stored in coolers or refrigerator R12, or R24 at 4 deg C until Login

Laboratory Chronicle

Client: AECOM
Project: ServAll

HC Project #: 5032417

Lab#: AC83904-001 **Sample ID: SL-MW-1 U**

Test Code	Prep Method	Prep Date	By	Analytical Method	Analysis Date	By
Mercury (Water) 7470A	EPA 7470A	03/26/15	AADEWUSI	EPA 7470A	4/2/15 12:10	CJA
TAL Metals 6010	3005&10/3050	03/26/15	AADEWUSI	EPA 6010C	4/1/15 12:08	SRB
TAL Metals 6010	3005&10/3050	03/26/15	AADEWUSI	EPA 6010C	4/1/15 20:29	SRB
TAL Metals 6010	3005&10/3050	03/26/15	AADEWUSI	EPA 6010C	4/2/15 15:17	SRB
TAL Metals 6020	3005&10/3050	03/26/15	AADEWUSI	EPA 6020A	4/2/15 04:09	PC
Volatile Organics + 10 (8260)	EPA5030/5035			EPA 8260C	4/1/15 00:39	WP

Lab#: AC83904-002 **Sample ID: SL-MW-1 F**

Test Code	Prep Method	Prep Date	By	Analytical Method	Analysis Date	By
Mercury (Water) 7470A	EPA 7470A	03/27/15	Ramos	EPA 7470A	3/27/15 17:06	CJA
TAL Metals 6010	3005&10/3050	03/27/15	snezana	EPA 6010C	4/2/15 20:07	OA
TAL Metals 6010	3005&10/3050	03/27/15	snezana	EPA 6010C	4/3/15 00:40	OA
TAL Metals 6020	3005&10/3050	03/27/15	snezana	EPA 6020A	4/2/15 09:08	PC

Lab#: AC83904-003 **Sample ID: SL-MW-5/ U**

Test Code	Prep Method	Prep Date	By	Analytical Method	Analysis Date	By
Mercury (Water) 7470A	EPA 7470A	03/26/15	AADEWUSI	EPA 7470A	4/2/15 12:04	CJA
TAL Metals 6010	3005&10/3050	03/26/15	AADEWUSI	EPA 6010C	4/1/15 20:01	SRB
TAL Metals 6010	3005&10/3050	03/26/15	AADEWUSI	EPA 6010C	4/2/15 14:45	SRB
TAL Metals 6010	3005&10/3050	03/26/15	AADEWUSI	EPA 6010C	4/1/15 11:34	SRB
TAL Metals 6020	3005&10/3050	03/26/15	AADEWUSI	EPA 6020A	4/2/15 03:10	PC
Volatile Organics + 10 (8260)	EPA5030/5035			EPA 8260C	4/1/15 01:04	WP

Lab#: AC83904-004 **Sample ID: SL-MW-5/ F**

Test Code	Prep Method	Prep Date	By	Analytical Method	Analysis Date	By
Mercury (Water) 7470A	EPA 7470A	03/27/15	Ramos	EPA 7470A	3/27/15 17:00	CJA
TAL Metals 6010	3005&10/3050	03/27/15	snezana	EPA 6010C	4/2/15 19:37	OA
TAL Metals 6010	3005&10/3050	03/27/15	snezana	EPA 6010C	4/3/15 00:12	OA
TAL Metals 6020	3005&10/3050	03/27/15	snezana	EPA 6020A	4/2/15 08:08	PC

Laboratory Chronicle

Client: AECOM
Project: ServAll

HC Project #: 5032417

Lab#: AC83904-005 **Sample ID: SL-MW 1 MS U**

Test Code	Prep Method	Prep Date	By	Analytical Method	Analysis Date	By
Mercury (Water) 7470A	EPA 7470A	03/26/15	AADEWUSI	EPA 7470A	4/2/15 12:07	CJA
TAL Metals 6010	3005&10/3050	03/26/15	AADEWUSI	EPA 6010C	4/1/15 11:40	SRB
TAL Metals 6010	3005&10/3050	03/26/15	AADEWUSI	EPA 6010C	4/1/15 20:08	SRB
TAL Metals 6010	3005&10/3050	03/26/15	AADEWUSI	EPA 6010C	4/2/15 14:52	SRB
TAL Metals 6020	3005&10/3050	03/26/15	AADEWUSI	EPA 6020A	4/2/15 03:28	PC
Volatile Organics + 10 (8260)	EPA5030/5035			EPA 8260C	3/31/15 23:50	WP

Lab#: AC83904-006 **Sample ID: SL-MW 1 MS F**

Test Code	Prep Method	Prep Date	By	Analytical Method	Analysis Date	By
Mercury (Water) 7470A	EPA 7470A	03/27/15	Ramos	EPA 7470A	3/27/15 17:03	CJA
TAL Metals 6010	3005&10/3050	03/27/15	snezana	EPA 6010C	4/2/15 19:43	OA
TAL Metals 6010	3005&10/3050	03/27/15	snezana	EPA 6010C	4/3/15 00:19	OA
TAL Metals 6020	3005&10/3050	03/27/15	snezana	EPA 6020A	4/2/15 08:27	PC

Lab#: AC83904-007 **Sample ID: SL-MW 1 MSD U**

Test Code	Prep Method	Prep Date	By	Analytical Method	Analysis Date	By
Mercury (Water) 7470A	EPA 7470A	03/26/15	AADEWUSI	EPA 7470A	4/2/15 12:08	CJA
TAL Metals 6010	3005&10/3050	03/26/15	AADEWUSI	EPA 6010C	4/1/15 11:44	SRB
TAL Metals 6010	3005&10/3050	03/26/15	AADEWUSI	EPA 6010C	4/1/15 20:11	SRB
TAL Metals 6010	3005&10/3050	03/26/15	AADEWUSI	EPA 6010C	4/2/15 14:56	SRB
TAL Metals 6020	3005&10/3050	03/26/15	AADEWUSI	EPA 6020A	4/2/15 03:34	PC
Volatile Organics + 10 (8260)	EPA5030/5035			EPA 8260C	4/1/15 00:15	WP

Lab#: AC83904-008 **Sample ID: SL-MW 1 MSD F**

Test Code	Prep Method	Prep Date	By	Analytical Method	Analysis Date	By
Mercury (Water) 7470A	EPA 7470A	03/27/15	Ramos	EPA 7470A	3/27/15 17:04	CJA
TAL Metals 6010	3005&10/3050	03/27/15	snezana	EPA 6010C	4/2/15 19:47	OA
TAL Metals 6010	3005&10/3050	03/27/15	snezana	EPA 6010C	4/3/15 00:22	OA
TAL Metals 6020	3005&10/3050	03/27/15	snezana	EPA 6020A	4/2/15 08:32	PC

Laboratory Chronicle

Client: AECOM
Project: ServAll

HC Project #: 5032417

Lab#: AC83904-009 **Sample ID: SL-MW-2 U**

Test Code	Prep Method	Prep Date	By	Analytical Method	Analysis Date	By
Mercury (Water) 7470A	EPA 7470A	03/26/15	AADEWUSI	EPA 7470A	4/2/15 12:11	CJA
TAL Metals 6010	3005&10/3050	03/26/15	AADEWUSI	EPA 6010C	4/2/15 15:20	SRB
TAL Metals 6010	3005&10/3050	03/26/15	AADEWUSI	EPA 6010C	4/1/15 12:11	SRB
TAL Metals 6010	3005&10/3050	03/26/15	AADEWUSI	EPA 6010C	4/1/15 20:32	SRB
TAL Metals 6020	3005&10/3050	03/26/15	AADEWUSI	EPA 6020A	4/2/15 04:15	PC
Volatile Organics + 10 (8260)	EPA5030/5035			EPA 8260C	4/1/15 01:29	WP

Lab#: AC83904-010 **Sample ID: SL-MW-2 F**

Test Code	Prep Method	Prep Date	By	Analytical Method	Analysis Date	By
Mercury (Water) 7470A	EPA 7470A	03/27/15	Ramos	EPA 7470A	3/27/15 17:07	CJA
TAL Metals 6010	3005&10/3050	03/27/15	snezana	EPA 6010C	4/2/15 20:11	OA
TAL Metals 6010	3005&10/3050	03/27/15	snezana	EPA 6010C	4/3/15 00:43	OA
TAL Metals 6020	3005&10/3050	03/27/15	snezana	EPA 6020A	4/2/15 09:14	PC

Lab#: AC83904-011 **Sample ID: SL-MW-3A U**

Test Code	Prep Method	Prep Date	By	Analytical Method	Analysis Date	By
Mercury (Water) 7470A	EPA 7470A	03/26/15	AADEWUSI	EPA 7470A	4/2/15 12:16	CJA
TAL Metals 6010	3005&10/3050	03/26/15	AADEWUSI	EPA 6010C	4/1/15 12:15	SRB
TAL Metals 6010	3005&10/3050	03/26/15	AADEWUSI	EPA 6010C	4/1/15 20:35	SRB
TAL Metals 6010	3005&10/3050	03/26/15	AADEWUSI	EPA 6010C	4/2/15 15:24	SRB
TAL Metals 6020	3005&10/3050	03/26/15	AADEWUSI	EPA 6020A	4/2/15 04:21	PC
Volatile Organics + 10 (8260)	EPA5030/5035			EPA 8260C	4/1/15 03:33	WP

Lab#: AC83904-012 **Sample ID: SL-MW-3A F**

Test Code	Prep Method	Prep Date	By	Analytical Method	Analysis Date	By
Mercury (Water) 7470A	EPA 7470A	03/27/15	Ramos	EPA 7470A	3/27/15 17:09	CJA
TAL Metals 6010	3005&10/3050	03/27/15	snezana	EPA 6010C	4/2/15 20:14	OA
TAL Metals 6010	3005&10/3050	03/27/15	snezana	EPA 6010C	4/3/15 00:47	OA
TAL Metals 6020	3005&10/3050	03/27/15	snezana	EPA 6020A	4/2/15 09:21	PC

Laboratory Chronicle

Client: AECOM
Project: ServAll

HC Project #: 5032417

Lab#: AC83904-013 **Sample ID: SL-MW-3B U**

Test Code	Prep Method	Prep Date	By	Analytical Method	Analysis Date	By
Mercury (Water) 7470A	EPA 7470A	03/26/15	AADEWUSI	EPA 7470A	4/2/15 12:17	CJA
TAL Metals 6010	3005&10/3050	03/26/15	AADEWUSI	EPA 6010C	4/1/15 12:18	SRB
TAL Metals 6010	3005&10/3050	03/26/15	AADEWUSI	EPA 6010C	4/1/15 20:38	SRB
TAL Metals 6010	3005&10/3050	03/26/15	AADEWUSI	EPA 6010C	4/2/15 15:27	SRB
TAL Metals 6020	3005&10/3050	03/26/15	AADEWUSI	EPA 6020A	4/2/15 04:27	PC
Volatile Organics + 10 (8260)	EPA5030/5035			EPA 8260C	4/1/15 01:54	WP

Lab#: AC83904-014 **Sample ID: SL-MW-3B F**

Test Code	Prep Method	Prep Date	By	Analytical Method	Analysis Date	By
Mercury (Water) 7470A	EPA 7470A	03/27/15	Ramos	EPA 7470A	3/27/15 17:13	CJA
TAL Metals 6010	3005&10/3050	03/27/15	snezana	EPA 6010C	4/3/15 00:50	OA
TAL Metals 6010	3005&10/3050	03/27/15	snezana	EPA 6010C	4/2/15 20:18	OA
TAL Metals 6020	3005&10/3050	03/27/15	snezana	EPA 6020A	4/2/15 09:27	PC

Lab#: AC83904-015 **Sample ID: TB01**

Test Code	Prep Method	Prep Date	By	Analytical Method	Analysis Date	By
Volatile Organics + 10 (8260)	EPA5030/5035			EPA 8260C	4/1/15 16:34	SG

Lab#: AC83904-016 **Sample ID: SL-MW-12 U**

Test Code	Prep Method	Prep Date	By	Analytical Method	Analysis Date	By
Mercury (Water) 7470A	EPA 7470A	03/26/15	AADEWUSI	EPA 7470A	4/2/15 12:19	CJA
TAL Metals 6010	3005&10/3050	03/26/15	AADEWUSI	EPA 6010C	4/1/15 12:51	SRB
TAL Metals 6010	3005&10/3050	03/26/15	AADEWUSI	EPA 6010C	4/1/15 20:57	SRB
TAL Metals 6010	3005&10/3050	03/26/15	AADEWUSI	EPA 6010C	4/2/15 15:31	SRB
TAL Metals 6020	3005&10/3050	03/26/15	AADEWUSI	EPA 6020A	4/2/15 04:33	PC
Volatile Organics + 10 (8260)	EPA5030/5035			EPA 8260C	4/1/15 02:18	WP

Laboratory Chronicle

Client: AECOM
Project: ServAll

HC Project #: 5032417

Lab#: AC83904-017 **Sample ID: SL-MW-12 F**

Test Code	Prep Method	Prep Date	By	Analytical Method	Analysis Date	By
Mercury (Water) 7470A	EPA 7470A	03/27/15	Ramos	EPA 7470A	3/27/15 17:14	CJA
TAL Metals 6010	3005&10/3050	03/27/15	snezana	EPA 6010C	4/2/15 20:21	OA
TAL Metals 6010	3005&10/3050	03/27/15	snezana	EPA 6010C	4/3/15 00:53	OA
TAL Metals 6020	3005&10/3050	03/27/15	snezana	EPA 6020A	4/2/15 09:33	PC

Lab#: AC83904-018 **Sample ID: SL-MW-6B U**

Test Code	Prep Method	Prep Date	By	Analytical Method	Analysis Date	By
Mercury (Water) 7470A	EPA 7470A	03/26/15	AADEWUSI	EPA 7470A	4/2/15 12:20	CJA
TAL Metals 6010	3005&10/3050	03/26/15	AADEWUSI	EPA 6010C	4/1/15 12:54	SRB
TAL Metals 6010	3005&10/3050	03/26/15	AADEWUSI	EPA 6010C	4/2/15 15:34	SRB
TAL Metals 6010	3005&10/3050	03/26/15	AADEWUSI	EPA 6010C	4/1/15 21:01	SRB
TAL Metals 6020	3005&10/3050	03/26/15	AADEWUSI	EPA 6020A	4/2/15 04:39	PC
Volatile Organics + 10 (8260)	EPA5030/5035			EPA 8260C	4/1/15 17:38	SG

Lab#: AC83904-019 **Sample ID: SL-MW-6B F**

Test Code	Prep Method	Prep Date	By	Analytical Method	Analysis Date	By
Mercury (Water) 7470A	EPA 7470A	03/27/15	Ramos	EPA 7470A	3/27/15 17:15	CJA
TAL Metals 6010	3005&10/3050	03/27/15	snezana	EPA 6010C	4/2/15 20:24	OA
TAL Metals 6010	3005&10/3050	03/27/15	snezana	EPA 6010C	4/3/15 00:57	OA
TAL Metals 6020	3005&10/3050	03/27/15	snezana	EPA 6020A	4/2/15 09:39	PC

Lab#: AC83904-020 **Sample ID: SL-MW-6A U**

Test Code	Prep Method	Prep Date	By	Analytical Method	Analysis Date	By
Mercury (Water) 7470A	EPA 7470A	03/26/15	AADEWUSI	EPA 7470A	4/2/15 12:22	CJA
TAL Metals 6010	3005&10/3050	03/26/15	AADEWUSI	EPA 6010C	4/1/15 12:58	SRB
TAL Metals 6010	3005&10/3050	03/26/15	AADEWUSI	EPA 6010C	4/1/15 21:04	SRB
TAL Metals 6010	3005&10/3050	03/26/15	AADEWUSI	EPA 6010C	4/2/15 15:48	SRB
TAL Metals 6020	3005&10/3050	03/26/15	AADEWUSI	EPA 6020A	4/2/15 04:45	PC
Volatile Organics + 10 (8260)	EPA5030/5035			EPA 8260C	4/1/15 15:29	SG

Laboratory Chronicle

Client: AECOM
Project: ServAll

HC Project #: 5032417

Lab#: AC83904-021 **Sample ID: SL-MW-6A F**

Test Code	Prep Method	Prep Date	By	Analytical Method	Analysis Date	By
Mercury (Water) 7470A	EPA 7470A	03/27/15	Ramos	EPA 7470A	3/27/15 17:17	CJA
TAL Metals 6010	3005&10/3050	03/27/15	snezana	EPA 6010C	4/3/15 01:15	OA
TAL Metals 6010	3005&10/3050	03/27/15	snezana	EPA 6010C	4/2/15 20:48	OA
TAL Metals 6020	3005&10/3050	03/27/15	snezana	EPA 6020A	4/2/15 09:45	PC

Lab#: AC83904-022 **Sample ID: Field Blank U**

Test Code	Prep Method	Prep Date	By	Analytical Method	Analysis Date	By
Mercury (Water) 7470A	EPA 7470A	03/26/15	AADEWUSI	EPA 7470A	4/2/15 12:23	CJA
TAL Metals 6010	3005&10/3050	03/26/15	AADEWUSI	EPA 6010C	4/1/15 13:01	SRB
TAL Metals 6010	3005&10/3050	03/26/15	AADEWUSI	EPA 6010C	4/1/15 21:07	SRB
TAL Metals 6010	3005&10/3050	03/26/15	AADEWUSI	EPA 6010C	4/2/15 15:51	SRB
TAL Metals 6020	3005&10/3050	03/26/15	AADEWUSI	EPA 6020A	4/2/15 04:52	PC
Volatile Organics + 10 (8260)	EPA5030/5035			EPA 8260C	4/2/15 14:56	SG

Lab#: AC83904-023 **Sample ID: Field Blank F**

Test Code	Prep Method	Prep Date	By	Analytical Method	Analysis Date	By
Mercury (Water) 7470A	EPA 7470A	03/27/15	Ramos	EPA 7470A	3/27/15 17:18	CJA
TAL Metals 6010	3005&10/3050	03/27/15	snezana	EPA 6010C	4/2/15 20:51	OA
TAL Metals 6010	3005&10/3050	03/27/15	snezana	EPA 6010C	4/3/15 01:19	OA
TAL Metals 6020	3005&10/3050	03/27/15	snezana	EPA 6020A	4/2/15 09:51	PC

HC Reporting Limit Definitions/Data Qualifiers

REPORTING DEFINITIONS

DF = Dilution Factor

MDL = Method Detection Limit

RL* = Reporting Limit

ND = Not Detected

RT = Retention Time

NA = Not Applicable

**Samples with elevated Reporting Limits (RLs) as a result of a dilution may not achieve client reporting limits in some cases. The elevated RLs are unavoidable consequences of sample dilution required to quantitate target analytes that exceed the calibration range of the instrument.*

DATA QUALIFIERS

B- Indicates analyte was present in the Method Blank and sample.

d- For Pesticide and PCB analysis, the concentration between primary and secondary columns is greater than 40%. The lower concentration is generally reported.

E- Indicates the concentration exceeded the upper calibration range of the instrument.

J- Indicates the value is estimated because it is either a Tentatively Identified Compound (TIC) or the reported concentration is greater than the MDL but less than the RL. For samples results between the MDL and RL there is a possibility of false positives or misidentification at the quantitation levels. Additionally, the acceptance criteria for QC samples may not be met.

HC Report of Analysis

Client: AECOM
Project: ServAll

HC Project #: 5032417

Sample ID: SL-MW-1 U
Lab#: AC83904-001
Matrix: Aqueous

Collection Date: 3/23/2015
Receipt Date: 3/24/2015

Mercury (Water) 7470A

Analyte	DF	Units	RL	Result
Mercury	1	ug/l	0.70	ND

TAL Metals 6010

Analyte	DF	Units	RL	Result
Aluminum	1	ug/l	200	ND
Barium	**1**	**ug/l**	**50**	**63**
Calcium	**1**	**ug/l**	**5000**	**27000**
Chromium	1	ug/l	50	ND
Copper	1	ug/l	50	ND
Iron	1	ug/l	300	ND
Magnesium	1	ug/l	5000	ND
Manganese	**1**	**ug/l**	**40**	**250**
Nickel	1	ug/l	50	ND
Potassium	1	ug/l	5000	ND
Silver	1	ug/l	20	ND
Sodium	**1**	**ug/l**	**5000**	**100000**
Vanadium	1	ug/l	50	ND
Zinc	1	ug/l	50	ND

TAL Metals 6020

Analyte	DF	Units	RL	Result
Antimony	1	ug/l	3.0	ND
Arsenic	1	ug/l	2.0	ND
Beryllium	1	ug/l	1.0	ND
Cadmium	1	ug/l	2.0	ND
Cobalt	1	ug/l	2.0	ND
Lead	1	ug/l	3.0	ND
Selenium	1	ug/l	10	ND
Thallium	1	ug/l	2.0	ND

Volatile Organics + 10 (8260)

Analyte	DF	Units	RL	Result
1,1,1-Trichloroethane	1	ug/l	1.0	ND
1,1,2,2-Tetrachloroethane	1	ug/l	1.0	ND
1,1,2-Trichloro-1,2,2-trifluoroethane	1	ug/l	1.0	ND
1,1,2-Trichloroethane	1	ug/l	1.0	ND
1,1-Dichloroethane	1	ug/l	1.0	ND
1,1-Dichloroethene	1	ug/l	1.0	ND
1,2,3-Trichlorobenzene	1	ug/l	1.0	ND
1,2,4-Trichlorobenzene	1	ug/l	1.0	ND
1,2-Dibromo-3-chloropropane	1	ug/l	1.0	ND
1,2-Dibromoethane	1	ug/l	1.0	ND
1,2-Dichlorobenzene	1	ug/l	1.0	ND
1,2-Dichloroethane	1	ug/l	0.50	ND
1,2-Dichloropropane	1	ug/l	1.0	ND
1,3-Dichlorobenzene	1	ug/l	1.0	ND
1,4-Dichlorobenzene	1	ug/l	1.0	ND
1,4-Dioxane	1	ug/l	50	ND

Sample ID: SL-MW-1 U
Lab#: AC83904-001
Matrix: Aqueous

Collection Date: 3/23/2015
Receipt Date: 3/24/2015

2-Butanone	1	ug/l	1.0	ND
2-Hexanone	1	ug/l	1.0	ND
4-Methyl-2-pentanone	1	ug/l	1.0	ND
Acetone	1	ug/l	5.0	ND
Benzene	1	ug/l	0.50	ND
Bromochloromethane	1	ug/l	1.0	ND
Bromodichloromethane	1	ug/l	1.0	ND
Bromoform	1	ug/l	1.0	ND
Bromomethane	1	ug/l	1.0	ND
Carbon disulfide	1	ug/l	1.0	ND
Carbon tetrachloride	1	ug/l	1.0	ND
Chlorobenzene	1	ug/l	1.0	ND
Chloroethane	1	ug/l	1.0	ND
Chloroform	1	ug/l	1.0	ND
Chloromethane	1	ug/l	1.0	ND
cis-1,2-Dichloroethene	1	ug/l	1.0	ND
cis-1,3-Dichloropropene	1	ug/l	1.0	ND
Cyclohexane	1	ug/l	1.0	ND
Dibromochloromethane	1	ug/l	1.0	ND
Dichlorodifluoromethane	1	ug/l	1.0	ND
Ethylbenzene	1	ug/l	1.0	ND
Isopropylbenzene	1	ug/l	1.0	ND
m&p-Xylenes	1	ug/l	1.0	ND
Methyl Acetate	1	ug/l	1.0	ND
Methylcyclohexane	1	ug/l	1.0	ND
Methylene chloride	1	ug/l	1.0	ND
Methyl-t-butyl ether	1	ug/l	0.50	ND
o-Xylene	1	ug/l	1.0	ND
Styrene	1	ug/l	1.0	ND
Tetrachloroethene	**1**	**ug/l**	**1.0**	**14**
Toluene	1	ug/l	1.0	ND
trans-1,2-Dichloroethene	1	ug/l	1.0	ND
trans-1,3-Dichloropropene	1	ug/l	1.0	ND
Trichloroethene	1	ug/l	1.0	ND
Trichlorofluoromethane	1	ug/l	1.0	ND
Vinyl chloride	1	ug/l	1.0	ND
Xylenes (Total)	1	ug/l	1.0	ND

Volatile Organics + 10 (8260) Library Searches

Analyte	DF	Units	RT	Result
No Unknown Compounds Detected	1	ug/l	NA	ND
TotalVolatileTic	1	ug/l	NA	ND

Sample ID: SL-MW-1 F
Lab#: AC83904-002
Matrix: Aqueous

Collection Date: 3/23/2015
Receipt Date: 3/24/2015

Mercury (Water) 7470A

Analyte	DF	Units	RL	Result
Mercury	1	ug/l	0.70	ND

TAL Metals 6010

Analyte	DF	Units	RL	Result
Aluminum	1	ug/l	200	ND
Barium	**1**	**ug/l**	**50**	**75**
Calcium	**1**	**ug/l**	**5000**	**31000**
Chromium	1	ug/l	50	ND
Copper	1	ug/l	50	ND
Iron	1	ug/l	300	ND
Magnesium	1	ug/l	5000	ND
Manganese	1	ug/l	40	ND
Nickel	1	ug/l	50	ND
Potassium	1	ug/l	5000	ND
Silver	1	ug/l	20	ND
Sodium	**1**	**ug/l**	**5000**	**130000**
Vanadium	1	ug/l	50	ND
Zinc	1	ug/l	50	ND

TAL Metals 6020

Analyte	DF	Units	RL	Result
Antimony	1	ug/l	3.0	ND
Arsenic	1	ug/l	2.0	ND
Beryllium	1	ug/l	1.0	ND
Cadmium	1	ug/l	2.0	ND
Cobalt	1	ug/l	2.0	ND
Lead	1	ug/l	3.0	ND
Selenium	1	ug/l	10	ND
Thallium	1	ug/l	2.0	ND

Sample ID: SL-MW-5/ U
Lab#: AC83904-003
Matrix: Aqueous

Collection Date: 3/23/2015
Receipt Date: 3/24/2015

Mercury (Water) 7470A

Analyte	DF	Units	RL	Result
Mercury	1	ug/l	0.70	ND

TAL Metals 6010

Analyte	DF	Units	RL	Result
Aluminum	1	ug/l	200	ND
Barium	**1**	**ug/l**	**50**	**66**
Calcium	**1**	**ug/l**	**5000**	**27000**
Chromium	1	ug/l	50	ND
Copper	1	ug/l	50	ND
Iron	1	ug/l	300	ND
Magnesium	1	ug/l	5000	ND
Manganese	**1**	**ug/l**	**40**	**220**
Nickel	1	ug/l	50	ND
Potassium	1	ug/l	5000	ND
Silver	1	ug/l	20	ND
Sodium	**1**	**ug/l**	**5000**	**100000**
Vanadium	1	ug/l	50	ND
Zinc	1	ug/l	50	ND

TAL Metals 6020

Analyte	DF	Units	RL	Result
Antimony	1	ug/l	3.0	ND
Arsenic	1	ug/l	2.0	ND
Beryllium	1	ug/l	1.0	ND
Cadmium	1	ug/l	2.0	ND
Cobalt	1	ug/l	2.0	ND
Lead	1	ug/l	3.0	ND
Selenium	1	ug/l	10	ND
Thallium	1	ug/l	2.0	ND

Volatile Organics + 10 (8260)

Analyte	DF	Units	RL	Result
1,1,1-Trichloroethane	1	ug/l	1.0	ND
1,1,2,2-Tetrachloroethane	1	ug/l	1.0	ND
1,1,2-Trichloro-1,2,2-trifluoroethane	1	ug/l	1.0	ND
1,1,2-Trichloroethane	1	ug/l	1.0	ND
1,1-Dichloroethane	1	ug/l	1.0	ND
1,1-Dichloroethene	1	ug/l	1.0	ND
1,2,3-Trichlorobenzene	1	ug/l	1.0	ND
1,2,4-Trichlorobenzene	1	ug/l	1.0	ND
1,2-Dibromo-3-chloropropane	1	ug/l	1.0	ND
1,2-Dibromoethane	1	ug/l	1.0	ND
1,2-Dichlorobenzene	1	ug/l	1.0	ND
1,2-Dichloroethane	1	ug/l	0.50	ND
1,2-Dichloropropane	1	ug/l	1.0	ND
1,3-Dichlorobenzene	1	ug/l	1.0	ND
1,4-Dichlorobenzene	1	ug/l	1.0	ND
1,4-Dioxane	1	ug/l	50	ND
2-Butanone	1	ug/l	1.0	ND
2-Hexanone	1	ug/l	1.0	ND
4-Methyl-2-pentanone	1	ug/l	1.0	ND
Acetone	1	ug/l	5.0	ND
Benzene	1	ug/l	0.50	ND
Bromochloromethane	1	ug/l	1.0	ND
Bromodichloromethane	1	ug/l	1.0	ND

Sample ID: SL-MW-5/ U
Lab#: AC83904-003
Matrix: Aqueous

Collection Date: 3/23/2015
Receipt Date: 3/24/2015

Bromoform	1	ug/l	1.0	ND
Bromomethane	1	ug/l	1.0	ND
Carbon disulfide	1	ug/l	1.0	ND
Carbon tetrachloride	1	ug/l	1.0	ND
Chlorobenzene	1	ug/l	1.0	ND
Chloroethane	1	ug/l	1.0	ND
Chloroform	1	ug/l	1.0	ND
Chloromethane	1	ug/l	1.0	ND
cis-1,2-Dichloroethene	1	ug/l	1.0	ND
cis-1,3-Dichloropropene	1	ug/l	1.0	ND
Cyclohexane	1	ug/l	1.0	ND
Dibromochloromethane	1	ug/l	1.0	ND
Dichlorodifluoromethane	1	ug/l	1.0	ND
Ethylbenzene	1	ug/l	1.0	ND
Isopropylbenzene	1	ug/l	1.0	ND
m&p-Xylenes	1	ug/l	1.0	ND
Methyl Acetate	1	ug/l	1.0	ND
Methylcyclohexane	1	ug/l	1.0	ND
Methylene chloride	1	ug/l	1.0	ND
Methyl-t-butyl ether	1	ug/l	0.50	ND
o-Xylene	1	ug/l	1.0	ND
Styrene	1	ug/l	1.0	ND
Tetrachloroethene	**1**	**ug/l**	**1.0**	**15**
Toluene	1	ug/l	1.0	ND
trans-1,2-Dichloroethene	1	ug/l	1.0	ND
trans-1,3-Dichloropropene	1	ug/l	1.0	ND
Trichloroethene	1	ug/l	1.0	ND
Trichlorofluoromethane	1	ug/l	1.0	ND
Vinyl chloride	1	ug/l	1.0	ND
Xylenes (Total)	1	ug/l	1.0	ND

Volatile Organics + 10 (8260) Library Searches

Analyte	DF	Units	RT	Result
No Unknown Compounds Detected	1	ug/l	NA	ND
TotalVolatileTic	1	ug/l	NA	ND

Sample ID: SL-MW-5/ F
Lab#: AC83904-004
Matrix: Aqueous

Collection Date: 3/23/2015
Receipt Date: 3/24/2015

Mercury (Water) 7470A

Analyte	DF	Units	RL	Result
Mercury	1	ug/l	0.70	ND

TAL Metals 6010

Analyte	DF	Units	RL	Result
Aluminum	1	ug/l	200	ND
Barium	**1**	**ug/l**	**50**	**70**
Calcium	**1**	**ug/l**	**5000**	**30000**
Chromium	1	ug/l	50	ND
Copper	1	ug/l	50	ND
Iron	1	ug/l	300	ND
Magnesium	1	ug/l	5000	ND
Manganese	1	ug/l	40	ND
Nickel	1	ug/l	50	ND
Potassium	1	ug/l	5000	ND
Silver	1	ug/l	20	ND
Sodium	**1**	**ug/l**	**5000**	**120000**
Vanadium	1	ug/l	50	ND
Zinc	1	ug/l	50	ND

TAL Metals 6020

Analyte	DF	Units	RL	Result
Antimony	1	ug/l	3.0	ND
Arsenic	1	ug/l	2.0	ND
Beryllium	1	ug/l	1.0	ND
Cadmium	1	ug/l	2.0	ND
Cobalt	1	ug/l	2.0	ND
Lead	1	ug/l	3.0	ND
Selenium	1	ug/l	10	ND
Thallium	1	ug/l	2.0	ND

Sample ID: SL-MW 1 MS U
Lab#: AC83904-005
Matrix: Aqueous

Collection Date: 3/23/2015
Receipt Date: 3/24/2015

Mercury (Water) 7470A

Analyte	DF	Units	RL	Result
Mercury	1	ug/l	0.70	9.3

TAL Metals 6010

Analyte	DF	Units	RL	Result
Aluminum	1	ug/l	200	4800
Barium	1	ug/l	50	520
Calcium	1	ug/l	5000	73000
Chromium	1	ug/l	50	450
Copper	1	ug/l	50	460
Iron	1	ug/l	300	4700
Magnesium	1	ug/l	5000	49000
Manganese	1	ug/l	40	690
Nickel	1	ug/l	50	450
Potassium	1	ug/l	5000	48000
Silver	1	ug/l	20	86
Sodium	1	ug/l	5000	160000
Vanadium	1	ug/l	50	440
Zinc	1	ug/l	50	470

TAL Metals 6020

Analyte	DF	Units	RL	Result
Antimony	1	ug/l	3.0	500
Arsenic	1	ug/l	2.0	470
Beryllium	1	ug/l	1.0	490
Cadmium	1	ug/l	2.0	470
Cobalt	1	ug/l	2.0	460
Lead	1	ug/l	3.0	480
Selenium	1	ug/l	10	470
Thallium	1	ug/l	2.0	450

Volatile Organics + 10 (8260)

Analyte	DF	Units	RL	Result
1,1,1-Trichloroethane	1	ug/l	1.0	21
1,1,2,2-Tetrachloroethane	1	ug/l	1.0	18
1,1,2-Trichloro-1,2,2-trifluoroethane	1	ug/l	1.0	18
1,1,2-Trichloroethane	1	ug/l	1.0	16
1,1-Dichloroethane	1	ug/l	1.0	21
1,1-Dichloroethene	1	ug/l	1.0	23
1,2,3-Trichlorobenzene	1	ug/l	1.0	26
1,2,4-Trichlorobenzene	1	ug/l	1.0	21
1,2-Dibromo-3-chloropropane	1	ug/l	1.0	19
1,2-Dibromoethane	1	ug/l	1.0	16
1,2-Dichlorobenzene	1	ug/l	1.0	18
1,2-Dichloroethane	1	ug/l	0.50	20
1,2-Dichloropropane	1	ug/l	1.0	20
1,3-Dichlorobenzene	1	ug/l	1.0	17
1,4-Dichlorobenzene	1	ug/l	1.0	17
1,4-Dioxane	1	ug/l	50	1700
2-Butanone	1	ug/l	1.0	19
2-Hexanone	1	ug/l	1.0	15
4-Methyl-2-pentanone	1	ug/l	1.0	15
Acetone	1	ug/l	5.0	90
Benzene	1	ug/l	0.50	21
Bromochloromethane	1	ug/l	1.0	21
Bromodichloromethane	1	ug/l	1.0	20

Sample ID: SL-MW 1 MS U
Lab#: AC83904-005
Matrix: Aqueous

Collection Date: 3/23/2015
Receipt Date: 3/24/2015

Bromoform	1	ug/l	1.0	15
Bromomethane	1	ug/l	1.0	15
Carbon disulfide	1	ug/l	1.0	21
Carbon tetrachloride	1	ug/l	1.0	18
Chlorobenzene	1	ug/l	1.0	16
Chloroethane	1	ug/l	1.0	20
Chloroform	1	ug/l	1.0	20
Chloromethane	1	ug/l	1.0	24
cis-1,2-Dichloroethene	1	ug/l	1.0	21
cis-1,3-Dichloropropene	1	ug/l	1.0	15
Cyclohexane	1	ug/l	1.0	17
Dibromochloromethane	1	ug/l	1.0	14
Dichlorodifluoromethane	1	ug/l	1.0	36
Ethylbenzene	1	ug/l	1.0	16
Isopropylbenzene	1	ug/l	1.0	16
m&p-Xylenes	1	ug/l	1.0	33
Methyl Acetate	1	ug/l	1.0	17
Methylcyclohexane	1	ug/l	1.0	16
Methylene chloride	1	ug/l	1.0	21
Methyl-t-butyl ether	1	ug/l	0.50	20
o-Xylene	1	ug/l	1.0	17
Styrene	1	ug/l	1.0	17
Tetrachloroethene	1	ug/l	1.0	31
Toluene	1	ug/l	1.0	16
trans-1,2-Dichloroethene	1	ug/l	1.0	22
trans-1,3-Dichloropropene	1	ug/l	1.0	15
Trichloroethene	1	ug/l	1.0	22
Trichlorofluoromethane	1	ug/l	1.0	20
Vinyl chloride	1	ug/l	1.0	25
Xylenes (Total)	1	ug/l	1.0	50

Volatile Organics + 10 (8260) Library Searches

Analyte	DF	Units	RT	Result
No Unknown Compounds Detected	1	ug/l	NA	ND
TotalVolatileTic	1	ug/l	NA	ND

Sample ID: SL-MW 1 MS F
Lab#: AC83904-006
Matrix: Aqueous

Collection Date: 3/23/2015
Receipt Date: 3/24/2015

Mercury (Water) 7470A

Analyte	DF	Units	RL	Result
Mercury	1	ug/l	0.70	9.9

TAL Metals 6010

Analyte	DF	Units	RL	Result
Aluminum	1	ug/l	200	5100
Barium	1	ug/l	50	590
Calcium	1	ug/l	5000	83000
Chromium	1	ug/l	50	510
Copper	1	ug/l	50	510
Iron	1	ug/l	300	5100
Magnesium	1	ug/l	5000	53000
Manganese	1	ug/l	40	530
Nickel	1	ug/l	50	510
Potassium	1	ug/l	5000	55000
Silver	1	ug/l	20	99
Sodium	1	ug/l	5000	190000
Vanadium	1	ug/l	50	500
Zinc	1	ug/l	50	520

TAL Metals 6020

Analyte	DF	Units	RL	Result
Antimony	1	ug/l	3.0	490
Arsenic	1	ug/l	2.0	470
Beryllium	1	ug/l	1.0	480
Cadmium	1	ug/l	2.0	460
Cobalt	1	ug/l	2.0	450
Lead	1	ug/l	3.0	460
Selenium	1	ug/l	10	470
Thallium	1	ug/l	2.0	430

Sample ID: SL-MW 1 MSD U
Lab#: AC83904-007
Matrix: Aqueous

Collection Date: 3/23/2015
Receipt Date: 3/24/2015

Mercury (Water) 7470A

Analyte	DF	Units	RL	Result
Mercury	1	ug/l	0.70	9.5

TAL Metals 6010

Analyte	DF	Units	RL	Result
Aluminum	1	ug/l	200	4800
Barium	1	ug/l	50	530
Calcium	1	ug/l	5000	73000
Chromium	1	ug/l	50	460
Copper	1	ug/l	50	480
Iron	1	ug/l	300	4900
Magnesium	1	ug/l	5000	49000
Manganese	1	ug/l	40	700
Nickel	1	ug/l	50	470
Potassium	1	ug/l	5000	48000
Silver	1	ug/l	20	89
Sodium	1	ug/l	5000	150000
Vanadium	1	ug/l	50	460
Zinc	1	ug/l	50	490

TAL Metals 6020

Analyte	DF	Units	RL	Result
Antimony	1	ug/l	3.0	380
Arsenic	1	ug/l	2.0	450
Beryllium	1	ug/l	1.0	360
Cadmium	1	ug/l	2.0	360
Cobalt	1	ug/l	2.0	430
Lead	1	ug/l	3.0	380
Selenium	1	ug/l	10	450
Thallium	1	ug/l	2.0	350

Volatile Organics + 10 (8260)

Analyte	DF	Units	RL	Result
1,1,1-Trichloroethane	1	ug/l	1.0	21
1,1,2,2-Tetrachloroethane	1	ug/l	1.0	19
1,1,2-Trichloro-1,2,2-trifluoroethane	1	ug/l	1.0	18
1,1,2-Trichloroethane	1	ug/l	1.0	16
1,1-Dichloroethane	1	ug/l	1.0	21
1,1-Dichloroethene	1	ug/l	1.0	22
1,2,3-Trichlorobenzene	1	ug/l	1.0	30
1,2,4-Trichlorobenzene	1	ug/l	1.0	21
1,2-Dibromo-3-chloropropane	1	ug/l	1.0	19
1,2-Dibromoethane	1	ug/l	1.0	16
1,2-Dichlorobenzene	1	ug/l	1.0	18
1,2-Dichloroethane	1	ug/l	0.50	20
1,2-Dichloropropane	1	ug/l	1.0	20
1,3-Dichlorobenzene	1	ug/l	1.0	17
1,4-Dichlorobenzene	1	ug/l	1.0	17
1,4-Dioxane	1	ug/l	50	1500
2-Butanone	1	ug/l	1.0	16
2-Hexanone	1	ug/l	1.0	15
4-Methyl-2-pentanone	1	ug/l	1.0	14
Acetone	1	ug/l	5.0	86
Benzene	1	ug/l	0.50	21
Bromochloromethane	1	ug/l	1.0	21
Bromodichloromethane	1	ug/l	1.0	20

Sample ID: SL-MW 1 MSD U
Lab#: AC83904-007
Matrix: Aqueous

Collection Date: 3/23/2015
Receipt Date: 3/24/2015

Bromoform	1	ug/l	1.0	15
Bromomethane	1	ug/l	1.0	16
Carbon disulfide	1	ug/l	1.0	20
Carbon tetrachloride	1	ug/l	1.0	18
Chlorobenzene	1	ug/l	1.0	16
Chloroethane	1	ug/l	1.0	20
Chloroform	1	ug/l	1.0	20
Chloromethane	1	ug/l	1.0	24
cis-1,2-Dichloroethene	1	ug/l	1.0	20
cis-1,3-Dichloropropene	1	ug/l	1.0	15
Cyclohexane	1	ug/l	1.0	16
Dibromochloromethane	1	ug/l	1.0	14
Dichlorodifluoromethane	1	ug/l	1.0	36
Ethylbenzene	1	ug/l	1.0	16
Isopropylbenzene	1	ug/l	1.0	16
m&p-Xylenes	1	ug/l	1.0	33
Methyl Acetate	1	ug/l	1.0	16
Methylcyclohexane	1	ug/l	1.0	16
Methylene chloride	1	ug/l	1.0	21
Methyl-t-butyl ether	1	ug/l	0.50	20
o-Xylene	1	ug/l	1.0	16
Styrene	1	ug/l	1.0	17
Tetrachloroethene	1	ug/l	1.0	31
Toluene	1	ug/l	1.0	16
trans-1,2-Dichloroethene	1	ug/l	1.0	21
trans-1,3-Dichloropropene	1	ug/l	1.0	15
Trichloroethene	1	ug/l	1.0	21
Trichlorofluoromethane	1	ug/l	1.0	20
Vinyl chloride	1	ug/l	1.0	25
Xylenes (Total)	1	ug/l	1.0	49

Volatile Organics + 10 (8260) Library Searches

Analyte	DF	Units	RT	Result
No Unknown Compounds Detected	1	ug/l	NA	ND
TotalVolatileTic	1	ug/l	NA	ND

Sample ID: SL-MW 1 MSD F
Lab#: AC83904-008
Matrix: Aqueous

Collection Date: 3/23/2015
Receipt Date: 3/24/2015

Mercury (Water) 7470A

Analyte	DF	Units	RL	Result
Mercury	1	ug/l	0.70	10

TAL Metals 6010

Analyte	DF	Units	RL	Result
Aluminum	1	ug/l	200	5000
Barium	1	ug/l	50	580
Calcium	1	ug/l	5000	80000
Chromium	1	ug/l	50	500
Copper	1	ug/l	50	510
Iron	1	ug/l	300	5000
Magnesium	1	ug/l	5000	53000
Manganese	1	ug/l	40	520
Nickel	1	ug/l	50	500
Potassium	1	ug/l	5000	54000
Silver	1	ug/l	20	98
Sodium	1	ug/l	5000	180000
Vanadium	1	ug/l	50	500
Zinc	1	ug/l	50	520

TAL Metals 6020

Analyte	DF	Units	RL	Result
Antimony	1	ug/l	3.0	490
Arsenic	1	ug/l	2.0	480
Beryllium	1	ug/l	1.0	480
Cadmium	1	ug/l	2.0	470
Cobalt	1	ug/l	2.0	460
Lead	1	ug/l	3.0	470
Selenium	1	ug/l	10	470
Thallium	1	ug/l	2.0	440

Sample ID: SL-MW-2 U
Lab#: AC83904-009
Matrix: Aqueous

Collection Date: 3/23/2015
Receipt Date: 3/24/2015

Mercury (Water) 7470A

Analyte	DF	Units	RL	Result
Mercury	1	ug/l	0.70	ND

TAL Metals 6010

Analyte	DF	Units	RL	Result
Aluminum	**1**	**ug/l**	**200**	**400**
Barium	1	ug/l	50	ND
Calcium	**1**	**ug/l**	**5000**	**18000**
Chromium	**1**	**ug/l**	**50**	**2200**
Copper	**1**	**ug/l**	**50**	**60**
Iron	**1**	**ug/l**	**300**	**9500**
Magnesium	1	ug/l	5000	ND
Manganese	**1**	**ug/l**	**40**	**490**
Nickel	**1**	**ug/l**	**50**	**440**
Potassium	1	ug/l	5000	ND
Silver	1	ug/l	20	ND
Sodium	**1**	**ug/l**	**5000**	**27000**
Vanadium	1	ug/l	50	ND
Zinc	1	ug/l	50	ND

TAL Metals 6020

Analyte	DF	Units	RL	Result
Antimony	1	ug/l	3.0	ND
Arsenic	1	ug/l	2.0	ND
Beryllium	1	ug/l	1.0	ND
Cadmium	**1**	**ug/l**	**2.0**	**4.0**
Cobalt	**1**	**ug/l**	**2.0**	**20**
Lead	**1**	**ug/l**	**3.0**	**5.7**
Selenium	1	ug/l	10	ND
Thallium	1	ug/l	2.0	ND

Volatile Organics + 10 (8260)

Analyte	DF	Units	RL	Result
1,1,1-Trichloroethane	1	ug/l	1.0	ND
1,1,2,2-Tetrachloroethane	1	ug/l	1.0	ND
1,1,2-Trichloro-1,2,2-trifluoroethane	1	ug/l	1.0	ND
1,1,2-Trichloroethane	1	ug/l	1.0	ND
1,1-Dichloroethane	1	ug/l	1.0	ND
1,1-Dichloroethene	1	ug/l	1.0	ND
1,2,3-Trichlorobenzene	1	ug/l	1.0	ND
1,2,4-Trichlorobenzene	1	ug/l	1.0	ND
1,2-Dibromo-3-chloropropane	1	ug/l	1.0	ND
1,2-Dibromoethane	1	ug/l	1.0	ND
1,2-Dichlorobenzene	1	ug/l	1.0	ND
1,2-Dichloroethane	1	ug/l	0.50	ND
1,2-Dichloropropane	1	ug/l	1.0	ND
1,3-Dichlorobenzene	1	ug/l	1.0	ND
1,4-Dichlorobenzene	1	ug/l	1.0	ND
1,4-Dioxane	1	ug/l	50	ND
2-Butanone	1	ug/l	1.0	ND
2-Hexanone	1	ug/l	1.0	ND
4-Methyl-2-pentanone	1	ug/l	1.0	ND
Acetone	1	ug/l	5.0	ND
Benzene	1	ug/l	0.50	ND
Bromochloromethane	1	ug/l	1.0	ND
Bromodichloromethane	1	ug/l	1.0	ND

Sample ID: SL-MW-2 U **Collection Date: 3/23/2015**
Lab#: AC83904-009 **Receipt Date: 3/24/2015**
Matrix: Aqueous

Bromoform	1	ug/l	1.0	ND
Bromomethane	1	ug/l	1.0	ND
Carbon disulfide	1	ug/l	1.0	ND
Carbon tetrachloride	1	ug/l	1.0	ND
Chlorobenzene	1	ug/l	1.0	ND
Chloroethane	1	ug/l	1.0	ND
Chloroform	1	ug/l	1.0	ND
Chloromethane	1	ug/l	1.0	ND
cis-1,2-Dichloroethene	1	ug/l	1.0	ND
cis-1,3-Dichloropropene	1	ug/l	1.0	ND
Cyclohexane	1	ug/l	1.0	ND
Dibromochloromethane	1	ug/l	1.0	ND
Dichlorodifluoromethane	1	ug/l	1.0	ND
Ethylbenzene	1	ug/l	1.0	ND
Isopropylbenzene	1	ug/l	1.0	ND
m&p-Xylenes	1	ug/l	1.0	ND
Methyl Acetate	1	ug/l	1.0	ND
Methylcyclohexane	1	ug/l	1.0	ND
Methylene chloride	1	ug/l	1.0	ND
Methyl-t-butyl ether	1	ug/l	0.50	ND
o-Xylene	1	ug/l	1.0	ND
Styrene	1	ug/l	1.0	ND
Tetrachloroethene	**1**	**ug/l**	**1.0**	**1.1**
Toluene	1	ug/l	1.0	ND
trans-1,2-Dichloroethene	1	ug/l	1.0	ND
trans-1,3-Dichloropropene	1	ug/l	1.0	ND
Trichloroethene	1	ug/l	1.0	ND
Trichlorofluoromethane	1	ug/l	1.0	ND
Vinyl chloride	1	ug/l	1.0	ND
Xylenes (Total)	1	ug/l	1.0	ND

Volatile Organics + 10 (8260) Library Searches

Analyte	DF	Units	RT	Result
No Unknown Compounds Detected	1	ug/l	NA	ND
TotalVolatileTic	1	ug/l	NA	ND

Sample ID: SL-MW-2 F
Lab#: AC83904-010
Matrix: Aqueous

Collection Date: 3/23/2015
Receipt Date: 3/24/2015

Mercury (Water) 7470A

Analyte	DF	Units	RL	Result
Mercury	1	ug/l	0.70	ND

TAL Metals 6010

Analyte	DF	Units	RL	Result
Aluminum	1	ug/l	200	ND
Barium	1	ug/l	50	ND
Calcium	**1**	**ug/l**	**5000**	**19000**
Chromium	**1**	**ug/l**	**50**	**260**
Copper	1	ug/l	50	ND
Iron	**1**	**ug/l**	**300**	**1500**
Magnesium	1	ug/l	5000	ND
Manganese	**1**	**ug/l**	**40**	**380**
Nickel	**1**	**ug/l**	**50**	**480**
Potassium	1	ug/l	5000	ND
Silver	1	ug/l	20	ND
Sodium	**1**	**ug/l**	**5000**	**28000**
Vanadium	1	ug/l	50	ND
Zinc	1	ug/l	50	ND

TAL Metals 6020

Analyte	DF	Units	RL	Result
Antimony	1	ug/l	3.0	ND
Arsenic	1	ug/l	2.0	ND
Beryllium	1	ug/l	1.0	ND
Cadmium	**1**	**ug/l**	**2.0**	**2.9**
Cobalt	**1**	**ug/l**	**2.0**	**22**
Lead	1	ug/l	3.0	ND
Selenium	1	ug/l	10	ND
Thallium	1	ug/l	2.0	ND

Sample ID: SL-MW-3A U
Lab#: AC83904-011
Matrix: Aqueous

Collection Date: 3/23/2015
Receipt Date: 3/24/2015

Mercury (Water) 7470A

Analyte	DF	Units	RL	Result
Mercury	1	ug/l	0.70	ND

TAL Metals 6010

Analyte	DF	Units	RL	Result
Aluminum	**1**	**ug/l**	**200**	**5000**
Barium	1	ug/l	50	ND
Calcium	**1**	**ug/l**	**5000**	**9700**
Chromium	**1**	**ug/l**	**50**	**230**
Copper	**1**	**ug/l**	**50**	**71**
Iron	**1**	**ug/l**	**300**	**5200**
Magnesium	1	ug/l	5000	ND
Manganese	**1**	**ug/l**	**40**	**410**
Nickel	1	ug/l	50	ND
Potassium	**1**	**ug/l**	**5000**	**10000**
Silver	1	ug/l	20	ND
Sodium	**1**	**ug/l**	**5000**	**79000**
Vanadium	1	ug/l	50	ND
Zinc	**1**	**ug/l**	**50**	**210**

TAL Metals 6020

Analyte	DF	Units	RL	Result
Antimony	1	ug/l	3.0	ND
Arsenic	**1**	**ug/l**	**2.0**	**4.6**
Beryllium	1	ug/l	1.0	ND
Cadmium	1	ug/l	2.0	ND
Cobalt	**1**	**ug/l**	**2.0**	**2.2**
Lead	**1**	**ug/l**	**3.0**	**18**
Selenium	1	ug/l	10	ND
Thallium	1	ug/l	2.0	ND

Volatile Organics + 10 (8260)

Analyte	DF	Units	RL	Result
1,1,1-Trichloroethane	1	ug/l	1.0	ND
1,1,2,2-Tetrachloroethane	1	ug/l	1.0	ND
1,1,2-Trichloro-1,2,2-trifluoroethane	1	ug/l	1.0	ND
1,1,2-Trichloroethane	1	ug/l	1.0	ND
1,1-Dichloroethane	1	ug/l	1.0	ND
1,1-Dichloroethene	1	ug/l	1.0	ND
1,2,3-Trichlorobenzene	1	ug/l	1.0	ND
1,2,4-Trichlorobenzene	1	ug/l	1.0	ND
1,2-Dibromo-3-chloropropane	1	ug/l	1.0	ND
1,2-Dibromoethane	1	ug/l	1.0	ND
1,2-Dichlorobenzene	1	ug/l	1.0	ND
1,2-Dichloroethane	1	ug/l	0.50	ND
1,2-Dichloropropane	1	ug/l	1.0	ND
1,3-Dichlorobenzene	1	ug/l	1.0	ND
1,4-Dichlorobenzene	1	ug/l	1.0	ND
1,4-Dioxane	1	ug/l	50	ND
2-Butanone	1	ug/l	1.0	ND
2-Hexanone	1	ug/l	1.0	ND
4-Methyl-2-pentanone	1	ug/l	1.0	ND
Acetone	1	ug/l	5.0	ND
Benzene	1	ug/l	0.50	ND
Bromochloromethane	1	ug/l	1.0	ND
Bromodichloromethane	1	ug/l	1.0	ND

Sample ID: SL-MW-3A U
Lab#: AC83904-011
Matrix: Aqueous

Collection Date: 3/23/2015
Receipt Date: 3/24/2015

Bromoform	1	ug/l	1.0	ND
Bromomethane	1	ug/l	1.0	ND
Carbon disulfide	1	ug/l	1.0	ND
Carbon tetrachloride	1	ug/l	1.0	ND
Chlorobenzene	1	ug/l	1.0	ND
Chloroethane	1	ug/l	1.0	ND
Chloroform	1	ug/l	1.0	ND
Chloromethane	1	ug/l	1.0	ND
cis-1,2-Dichloroethene	1	ug/l	1.0	ND
cis-1,3-Dichloropropene	1	ug/l	1.0	ND
Cyclohexane	1	ug/l	1.0	ND
Dibromochloromethane	1	ug/l	1.0	ND
Dichlorodifluoromethane	1	ug/l	1.0	ND
Ethylbenzene	1	ug/l	1.0	ND
Isopropylbenzene	1	ug/l	1.0	ND
m&p-Xylenes	1	ug/l	1.0	ND
Methyl Acetate	1	ug/l	1.0	ND
Methylcyclohexane	1	ug/l	1.0	ND
Methylene chloride	1	ug/l	1.0	ND
Methyl-t-butyl ether	1	ug/l	0.50	ND
o-Xylene	1	ug/l	1.0	ND
Styrene	1	ug/l	1.0	ND
Tetrachloroethene	1	ug/l	1.0	ND
Toluene	1	ug/l	1.0	ND
trans-1,2-Dichloroethene	1	ug/l	1.0	ND
trans-1,3-Dichloropropene	1	ug/l	1.0	ND
Trichloroethene	1	ug/l	1.0	ND
Trichlorofluoromethane	1	ug/l	1.0	ND
Vinyl chloride	1	ug/l	1.0	ND
Xylenes (Total)	1	ug/l	1.0	ND

Volatile Organics + 10 (8260) Library Searches

Analyte	DF	Units	RT	Result
No Unknown Compounds Detected	1	ug/l	NA	ND
TotalVolatileTic	1	ug/l	NA	ND

Sample ID: SL-MW-3A F
Lab#: AC83904-012
Matrix: Aqueous

Collection Date: 3/23/2015
Receipt Date: 3/24/2015

Mercury (Water) 7470A

Analyte	DF	Units	RL	Result
Mercury	1	ug/l	0.70	ND

TAL Metals 6010

Analyte	DF	Units	RL	Result
Aluminum	1	ug/l	200	ND
Barium	1	ug/l	50	ND
Calcium	**1**	**ug/l**	**5000**	**11000**
Chromium	1	ug/l	50	ND
Copper	1	ug/l	50	ND
Iron	**1**	**ug/l**	**300**	**570**
Magnesium	1	ug/l	5000	ND
Manganese	**1**	**ug/l**	**40**	**330**
Nickel	1	ug/l	50	ND
Potassium	**1**	**ug/l**	**5000**	**11000**
Silver	1	ug/l	20	ND
Sodium	**1**	**ug/l**	**5000**	**86000**
Vanadium	1	ug/l	50	ND
Zinc	1	ug/l	50	ND

TAL Metals 6020

Analyte	DF	Units	RL	Result
Antimony	1	ug/l	3.0	ND
Arsenic	1	ug/l	2.0	ND
Beryllium	1	ug/l	1.0	ND
Cadmium	1	ug/l	2.0	ND
Cobalt	1	ug/l	2.0	ND
Lead	1	ug/l	3.0	ND
Selenium	1	ug/l	10	ND
Thallium	1	ug/l	2.0	ND

Sample ID: SL-MW-3B U
Lab#: AC83904-013
Matrix: Aqueous

Collection Date: 3/23/2015
Receipt Date: 3/24/2015

Mercury (Water) 7470A

Analyte	DF	Units	RL	Result
Mercury	1	ug/l	0.70	ND

TAL Metals 6010

Analyte	DF	Units	RL	Result
Aluminum	**1**	**ug/l**	**200**	**330**
Barium	1	ug/l	50	ND
Calcium	**1**	**ug/l**	**5000**	**22000**
Chromium	**1**	**ug/l**	**50**	**52**
Copper	1	ug/l	50	ND
Iron	**1**	**ug/l**	**300**	**540**
Magnesium	1	ug/l	5000	ND
Manganese	1	ug/l	40	ND
Nickel	1	ug/l	50	ND
Potassium	1	ug/l	5000	ND
Silver	1	ug/l	20	ND
Sodium	**1**	**ug/l**	**5000**	**38000**
Vanadium	1	ug/l	50	ND
Zinc	**1**	**ug/l**	**50**	**53**

TAL Metals 6020

Analyte	DF	Units	RL	Result
Antimony	1	ug/l	3.0	ND
Arsenic	1	ug/l	2.0	ND
Beryllium	1	ug/l	1.0	ND
Cadmium	1	ug/l	2.0	ND
Cobalt	1	ug/l	2.0	ND
Lead	1	ug/l	3.0	ND
Selenium	1	ug/l	10	ND
Thallium	1	ug/l	2.0	ND

Volatile Organics + 10 (8260)

Analyte	DF	Units	RL	Result
1,1,1-Trichloroethane	1	ug/l	1.0	ND
1,1,2,2-Tetrachloroethane	1	ug/l	1.0	ND
1,1,2-Trichloro-1,2,2-trifluoroethane	1	ug/l	1.0	ND
1,1,2-Trichloroethane	1	ug/l	1.0	ND
1,1-Dichloroethane	1	ug/l	1.0	ND
1,1-Dichloroethene	1	ug/l	1.0	ND
1,2,3-Trichlorobenzene	1	ug/l	1.0	ND
1,2,4-Trichlorobenzene	1	ug/l	1.0	ND
1,2-Dibromo-3-chloropropane	1	ug/l	1.0	ND
1,2-Dibromoethane	1	ug/l	1.0	ND
1,2-Dichlorobenzene	1	ug/l	1.0	ND
1,2-Dichloroethane	1	ug/l	0.50	ND
1,2-Dichloropropane	1	ug/l	1.0	ND
1,3-Dichlorobenzene	1	ug/l	1.0	ND
1,4-Dichlorobenzene	1	ug/l	1.0	ND
1,4-Dioxane	1	ug/l	50	ND
2-Butanone	1	ug/l	1.0	ND
2-Hexanone	1	ug/l	1.0	ND
4-Methyl-2-pentanone	1	ug/l	1.0	ND
Acetone	1	ug/l	5.0	ND
Benzene	1	ug/l	0.50	ND
Bromochloromethane	1	ug/l	1.0	ND
Bromodichloromethane	1	ug/l	1.0	ND

Sample ID: SL-MW-3B U
Lab#: AC83904-013
Matrix: Aqueous

Collection Date: 3/23/2015
Receipt Date: 3/24/2015

Bromoform	1	ug/l	1.0	ND
Bromomethane	1	ug/l	1.0	ND
Carbon disulfide	1	ug/l	1.0	ND
Carbon tetrachloride	1	ug/l	1.0	ND
Chlorobenzene	1	ug/l	1.0	ND
Chloroethane	1	ug/l	1.0	ND
Chloroform	1	ug/l	1.0	ND
Chloromethane	1	ug/l	1.0	ND
cis-1,2-Dichloroethene	1	ug/l	1.0	ND
cis-1,3-Dichloropropene	1	ug/l	1.0	ND
Cyclohexane	1	ug/l	1.0	ND
Dibromochloromethane	1	ug/l	1.0	ND
Dichlorodifluoromethane	1	ug/l	1.0	ND
Ethylbenzene	1	ug/l	1.0	ND
Isopropylbenzene	1	ug/l	1.0	ND
m&p-Xylenes	1	ug/l	1.0	ND
Methyl Acetate	1	ug/l	1.0	ND
Methylcyclohexane	1	ug/l	1.0	ND
Methylene chloride	1	ug/l	1.0	ND
Methyl-t-butyl ether	1	ug/l	0.50	ND
o-Xylene	1	ug/l	1.0	ND
Styrene	1	ug/l	1.0	ND
Tetrachloroethene	1	ug/l	1.0	ND
Toluene	1	ug/l	1.0	ND
trans-1,2-Dichloroethene	1	ug/l	1.0	ND
trans-1,3-Dichloropropene	1	ug/l	1.0	ND
Trichloroethene	1	ug/l	1.0	ND
Trichlorofluoromethane	1	ug/l	1.0	ND
Vinyl chloride	1	ug/l	1.0	ND
Xylenes (Total)	1	ug/l	1.0	ND

Volatile Organics + 10 (8260) Library Searches

Analyte	DF	Units	RT	Result
No Unknown Compounds Detected	1	ug/l	NA	ND
TotalVolatileTic	1	ug/l	NA	ND

Sample ID: SL-MW-3B F
Lab#: AC83904-014
Matrix: Aqueous

Collection Date: 3/23/2015
Receipt Date: 3/24/2015

Mercury (Water) 7470A

Analyte	DF	Units	RL	Result
Mercury	1	ug/l	0.70	ND

TAL Metals 6010

Analyte	DF	Units	RL	Result
Aluminum	1	ug/l	200	ND
Barium	1	ug/l	50	ND
Calcium	**1**	**ug/l**	**5000**	**23000**
Chromium	1	ug/l	50	ND
Copper	1	ug/l	50	ND
Iron	1	ug/l	300	ND
Magnesium	1	ug/l	5000	ND
Manganese	1	ug/l	40	ND
Nickel	1	ug/l	50	ND
Potassium	1	ug/l	5000	ND
Silver	1	ug/l	20	ND
Sodium	**1**	**ug/l**	**5000**	**42000**
Vanadium	1	ug/l	50	ND
Zinc	1	ug/l	50	ND

TAL Metals 6020

Analyte	DF	Units	RL	Result
Antimony	1	ug/l	3.0	ND
Arsenic	1	ug/l	2.0	ND
Beryllium	1	ug/l	1.0	ND
Cadmium	1	ug/l	2.0	ND
Cobalt	1	ug/l	2.0	ND
Lead	1	ug/l	3.0	ND
Selenium	1	ug/l	10	ND
Thallium	1	ug/l	2.0	ND

Sample ID: TB01
Lab#: AC83904-015
Matrix: Aqueous

Collection Date: 3/20/2015
Receipt Date: 3/24/2015

Volatile Organics + 10 (8260)

Analyte	DF	Units	RL	Result
1,1,1-Trichloroethane	1	ug/l	1.0	ND
1,1,2,2-Tetrachloroethane	1	ug/l	1.0	ND
1,1,2-Trichloro-1,2,2-trifluoroethane	1	ug/l	1.0	ND
1,1,2-Trichloroethane	1	ug/l	1.0	ND
1,1-Dichloroethane	1	ug/l	1.0	ND
1,1-Dichloroethene	1	ug/l	1.0	ND
1,2,3-Trichlorobenzene	1	ug/l	1.0	ND
1,2,4-Trichlorobenzene	1	ug/l	1.0	ND
1,2-Dibromo-3-chloropropane	1	ug/l	1.0	ND
1,2-Dibromoethane	1	ug/l	1.0	ND
1,2-Dichlorobenzene	1	ug/l	1.0	ND
1,2-Dichloroethane	1	ug/l	0.50	ND
1,2-Dichloropropane	1	ug/l	1.0	ND
1,3-Dichlorobenzene	1	ug/l	1.0	ND
1,4-Dichlorobenzene	1	ug/l	1.0	ND
1,4-Dioxane	1	ug/l	50	ND
2-Butanone	1	ug/l	1.0	ND
2-Hexanone	1	ug/l	1.0	ND
4-Methyl-2-pentanone	1	ug/l	1.0	ND
Acetone	1	ug/l	5.0	ND
Benzene	1	ug/l	0.50	ND
Bromochloromethane	1	ug/l	1.0	ND
Bromodichloromethane	1	ug/l	1.0	ND
Bromoform	1	ug/l	1.0	ND
Bromomethane	1	ug/l	1.0	ND
Carbon disulfide	1	ug/l	1.0	ND
Carbon tetrachloride	1	ug/l	1.0	ND
Chlorobenzene	1	ug/l	1.0	ND
Chloroethane	1	ug/l	1.0	ND
Chloroform	1	ug/l	1.0	ND
Chloromethane	1	ug/l	1.0	ND
cis-1,2-Dichloroethene	1	ug/l	1.0	ND
cis-1,3-Dichloropropene	1	ug/l	1.0	ND
Cyclohexane	1	ug/l	1.0	ND
Dibromochloromethane	1	ug/l	1.0	ND
Dichlorodifluoromethane	1	ug/l	1.0	ND
Ethylbenzene	1	ug/l	1.0	ND
Isopropylbenzene	1	ug/l	1.0	ND
m&p-Xylenes	1	ug/l	1.0	ND
Methyl Acetate	1	ug/l	1.0	ND
Methylcyclohexane	1	ug/l	1.0	ND
Methylene chloride	1	ug/l	1.0	ND
Methyl-t-butyl ether	1	ug/l	0.50	ND
o-Xylene	1	ug/l	1.0	ND
Styrene	1	ug/l	1.0	ND
Tetrachloroethene	1	ug/l	1.0	ND
Toluene	1	ug/l	1.0	ND
trans-1,2-Dichloroethene	1	ug/l	1.0	ND
trans-1,3-Dichloropropene	1	ug/l	1.0	ND
Trichloroethene	1	ug/l	1.0	ND
Trichlorofluoromethane	1	ug/l	1.0	ND
Vinyl chloride	1	ug/l	1.0	ND
Xylenes (Total)	1	ug/l	1.0	ND

Sample ID: TB01
Lab#: AC83904-015
Matrix: Aqueous

Collection Date: 3/20/2015
Receipt Date: 3/24/2015

Volatile Organics + 10 (8260) Library Searches

Analyte	DF	Units	RT	Result
No Unknown Compounds Detected	1	ug/l	NA	ND
TotalVolatileTic	1	ug/l	NA	ND

Sample ID: SL-MW-12 U
Lab#: AC83904-016
Matrix: Aqueous

Collection Date: 3/24/2015
Receipt Date: 3/24/2015

Mercury (Water) 7470A

Analyte	DF	Units	RL	Result
Mercury	1	ug/l	0.70	ND

TAL Metals 6010

Analyte	DF	Units	RL	Result
Aluminum	**1**	**ug/l**	**200**	**1200**
Barium	1	ug/l	50	ND
Calcium	**1**	**ug/l**	**5000**	**9900**
Chromium	**1**	**ug/l**	**50**	**130**
Copper	1	ug/l	50	ND
Iron	**1**	**ug/l**	**300**	**1100**
Magnesium	1	ug/l	5000	ND
Manganese	**1**	**ug/l**	**40**	**340**
Nickel	1	ug/l	50	ND
Potassium	1	ug/l	5000	ND
Silver	1	ug/l	20	ND
Sodium	**1**	**ug/l**	**5000**	**25000**
Vanadium	1	ug/l	50	ND
Zinc	1	ug/l	50	ND

TAL Metals 6020

Analyte	DF	Units	RL	Result
Antimony	1	ug/l	3.0	ND
Arsenic	1	ug/l	2.0	ND
Beryllium	1	ug/l	1.0	ND
Cadmium	1	ug/l	2.0	ND
Cobalt	1	ug/l	2.0	ND
Lead	1	ug/l	3.0	ND
Selenium	1	ug/l	10	ND
Thallium	1	ug/l	2.0	ND

Volatile Organics + 10 (8260)

Analyte	DF	Units	RL	Result
1,1,1-Trichloroethane	1	ug/l	1.0	ND
1,1,2,2-Tetrachloroethane	1	ug/l	1.0	ND
1,1,2-Trichloro-1,2,2-trifluoroethane	1	ug/l	1.0	ND
1,1,2-Trichloroethane	1	ug/l	1.0	ND
1,1-Dichloroethane	1	ug/l	1.0	ND
1,1-Dichloroethene	1	ug/l	1.0	ND
1,2,3-Trichlorobenzene	1	ug/l	1.0	ND
1,2,4-Trichlorobenzene	1	ug/l	1.0	ND
1,2-Dibromo-3-chloropropane	1	ug/l	1.0	ND
1,2-Dibromoethane	1	ug/l	1.0	ND
1,2-Dichlorobenzene	1	ug/l	1.0	ND
1,2-Dichloroethane	1	ug/l	0.50	ND
1,2-Dichloropropane	1	ug/l	1.0	ND
1,3-Dichlorobenzene	1	ug/l	1.0	ND
1,4-Dichlorobenzene	1	ug/l	1.0	ND
1,4-Dioxane	1	ug/l	50	ND
2-Butanone	1	ug/l	1.0	ND
2-Hexanone	1	ug/l	1.0	ND
4-Methyl-2-pentanone	1	ug/l	1.0	ND
Acetone	1	ug/l	5.0	ND
Benzene	1	ug/l	0.50	ND
Bromochloromethane	1	ug/l	1.0	ND
Bromodichloromethane	1	ug/l	1.0	ND

Sample ID: SL-MW-12 U
Lab#: AC83904-016
Matrix: Aqueous

Collection Date: 3/24/2015
Receipt Date: 3/24/2015

Bromoform	1	ug/l	1.0	ND
Bromomethane	1	ug/l	1.0	ND
Carbon disulfide	1	ug/l	1.0	ND
Carbon tetrachloride	1	ug/l	1.0	ND
Chlorobenzene	1	ug/l	1.0	ND
Chloroethane	1	ug/l	1.0	ND
Chloroform	1	ug/l	1.0	ND
Chloromethane	1	ug/l	1.0	ND
cis-1,2-Dichloroethene	1	ug/l	1.0	ND
cis-1,3-Dichloropropene	1	ug/l	1.0	ND
Cyclohexane	1	ug/l	1.0	ND
Dibromochloromethane	1	ug/l	1.0	ND
Dichlorodifluoromethane	1	ug/l	1.0	ND
Ethylbenzene	1	ug/l	1.0	ND
Isopropylbenzene	1	ug/l	1.0	ND
m&p-Xylenes	1	ug/l	1.0	ND
Methyl Acetate	1	ug/l	1.0	ND
Methylcyclohexane	1	ug/l	1.0	ND
Methylene chloride	1	ug/l	1.0	ND
Methyl-t-butyl ether	1	ug/l	0.50	ND
o-Xylene	1	ug/l	1.0	ND
Styrene	1	ug/l	1.0	ND
Tetrachloroethene	**1**	**ug/l**	**1.0**	**10**
Toluene	1	ug/l	1.0	ND
trans-1,2-Dichloroethene	1	ug/l	1.0	ND
trans-1,3-Dichloropropene	1	ug/l	1.0	ND
Trichloroethene	1	ug/l	1.0	ND
Trichlorofluoromethane	1	ug/l	1.0	ND
Vinyl chloride	1	ug/l	1.0	ND
Xylenes (Total)	1	ug/l	1.0	ND

Volatile Organics + 10 (8260) Library Searches

Analyte	DF	Units	RT	Result
No Unknown Compounds Detected	1	ug/l	NA	ND
TotalVolatileTic	1	ug/l	NA	ND

Sample ID: SL-MW-12 F
Lab#: AC83904-017
Matrix: Aqueous

Collection Date: 3/24/2015
Receipt Date: 3/24/2015

Mercury (Water) 7470A

Analyte	DF	Units	RL	Result
Mercury	1	ug/l	0.70	ND

TAL Metals 6010

Analyte	DF	Units	RL	Result
Aluminum	1	ug/l	200	ND
Barium	1	ug/l	50	ND
Calcium	**1**	**ug/l**	**5000**	**11000**
Chromium	1	ug/l	50	ND
Copper	1	ug/l	50	ND
Iron	1	ug/l	300	ND
Magnesium	1	ug/l	5000	ND
Manganese	**1**	**ug/l**	**40**	**330**
Nickel	1	ug/l	50	ND
Potassium	1	ug/l	5000	ND
Silver	1	ug/l	20	ND
Sodium	**1**	**ug/l**	**5000**	**27000**
Vanadium	1	ug/l	50	ND
Zinc	1	ug/l	50	ND

TAL Metals 6020

Analyte	DF	Units	RL	Result
Antimony	1	ug/l	3.0	ND
Arsenic	1	ug/l	2.0	ND
Beryllium	1	ug/l	1.0	ND
Cadmium	1	ug/l	2.0	ND
Cobalt	1	ug/l	2.0	ND
Lead	1	ug/l	3.0	ND
Selenium	1	ug/l	10	ND
Thallium	1	ug/l	2.0	ND

Sample ID: SL-MW-6B U
Lab#: AC83904-018
Matrix: Aqueous

Collection Date: 3/24/2015
Receipt Date: 3/24/2015

Mercury (Water) 7470A

Analyte	DF	Units	RL	Result
Mercury	1	ug/l	0.70	ND

TAL Metals 6010

Analyte	DF	Units	RL	Result
Aluminum	**1**	**ug/l**	**200**	**240**
Barium	1	ug/l	50	ND
Calcium	**1**	**ug/l**	**5000**	**24000**
Chromium	1	ug/l	50	ND
Copper	1	ug/l	50	ND
Iron	1	ug/l	300	ND
Magnesium	1	ug/l	5000	ND
Manganese	1	ug/l	40	ND
Nickel	1	ug/l	50	ND
Potassium	1	ug/l	5000	ND
Silver	1	ug/l	20	ND
Sodium	**1**	**ug/l**	**5000**	**11000**
Vanadium	1	ug/l	50	ND
Zinc	1	ug/l	50	ND

TAL Metals 6020

Analyte	DF	Units	RL	Result
Antimony	1	ug/l	3.0	ND
Arsenic	1	ug/l	2.0	ND
Beryllium	1	ug/l	1.0	ND
Cadmium	1	ug/l	2.0	ND
Cobalt	1	ug/l	2.0	ND
Lead	1	ug/l	3.0	ND
Selenium	1	ug/l	10	ND
Thallium	1	ug/l	2.0	ND

Volatile Organics + 10 (8260)

Analyte	DF	Units	RL	Result
1,1,1-Trichloroethane	10	ug/l	10	ND
1,1,2,2-Tetrachloroethane	10	ug/l	10	ND
1,1,2-Trichloro-1,2,2-trifluoroethane	10	ug/l	10	ND
1,1,2-Trichloroethane	10	ug/l	10	ND
1,1-Dichloroethane	10	ug/l	10	ND
1,1-Dichloroethene	10	ug/l	10	ND
1,2,3-Trichlorobenzene	10	ug/l	10	ND
1,2,4-Trichlorobenzene	10	ug/l	10	ND
1,2-Dibromo-3-chloropropane	10	ug/l	10	ND
1,2-Dibromoethane	10	ug/l	10	ND
1,2-Dichlorobenzene	10	ug/l	10	ND
1,2-Dichloroethane	10	ug/l	5.0	ND
1,2-Dichloropropane	10	ug/l	10	ND
1,3-Dichlorobenzene	10	ug/l	10	ND
1,4-Dichlorobenzene	10	ug/l	10	ND
1,4-Dioxane	10	ug/l	500	ND
2-Butanone	10	ug/l	10	ND
2-Hexanone	10	ug/l	10	ND
4-Methyl-2-pentanone	10	ug/l	10	ND
Acetone	10	ug/l	50	ND
Benzene	10	ug/l	5.0	ND
Bromochloromethane	10	ug/l	10	ND
Bromodichloromethane	10	ug/l	10	ND

Sample ID: SL-MW-6B U
Lab#: AC83904-018
Matrix: Aqueous

Collection Date: 3/24/2015
Receipt Date: 3/24/2015

Bromoform	10	ug/l	10	ND
Bromomethane	10	ug/l	10	ND
Carbon disulfide	10	ug/l	10	ND
Carbon tetrachloride	10	ug/l	10	ND
Chlorobenzene	10	ug/l	10	ND
Chloroethane	10	ug/l	10	ND
Chloroform	10	ug/l	10	ND
Chloromethane	10	ug/l	10	ND
cis-1,2-Dichloroethene	**10**	**ug/l**	**10**	**100**
cis-1,3-Dichloropropene	10	ug/l	10	ND
Cyclohexane	10	ug/l	10	ND
Dibromochloromethane	10	ug/l	10	ND
Dichlorodifluoromethane	10	ug/l	10	ND
Ethylbenzene	10	ug/l	10	ND
Isopropylbenzene	10	ug/l	10	ND
m&p-Xylenes	10	ug/l	10	ND
Methyl Acetate	10	ug/l	10	ND
Methylcyclohexane	10	ug/l	10	ND
Methylene chloride	10	ug/l	10	ND
Methyl-t-butyl ether	10	ug/l	5.0	ND
o-Xylene	10	ug/l	10	ND
Styrene	10	ug/l	10	ND
Tetrachloroethene	**10**	**ug/l**	**10**	**1200**
Toluene	10	ug/l	10	ND
trans-1,2-Dichloroethene	10	ug/l	10	ND
trans-1,3-Dichloropropene	10	ug/l	10	ND
Trichloroethene	**10**	**ug/l**	**10**	**31**
Trichlorofluoromethane	10	ug/l	10	ND
Vinyl chloride	10	ug/l	10	ND
Xylenes (Total)	10	ug/l	10	ND

Volatile Organics + 10 (8260) Library Searches

Analyte	DF	Units	RT	Result
No Unknown Compounds Detected	10	ug/l	NA	ND
TotalVolatileTic	10	ug/l	NA	ND

Sample ID: SL-MW-6B F
Lab#: AC83904-019
Matrix: Aqueous

Collection Date: 3/24/2015
Receipt Date: 3/24/2015

Mercury (Water) 7470A

Analyte	DF	Units	RL	Result
Mercury	1	ug/l	0.70	ND

TAL Metals 6010

Analyte	DF	Units	RL	Result
Aluminum	1	ug/l	200	ND
Barium	1	ug/l	50	ND
Calcium	**1**	**ug/l**	**5000**	**24000**
Chromium	1	ug/l	50	ND
Copper	1	ug/l	50	ND
Iron	1	ug/l	300	ND
Magnesium	1	ug/l	5000	ND
Manganese	1	ug/l	40	ND
Nickel	1	ug/l	50	ND
Potassium	1	ug/l	5000	ND
Silver	1	ug/l	20	ND
Sodium	**1**	**ug/l**	**5000**	**11000**
Vanadium	1	ug/l	50	ND
Zinc	1	ug/l	50	ND

TAL Metals 6020

Analyte	DF	Units	RL	Result
Antimony	1	ug/l	3.0	ND
Arsenic	1	ug/l	2.0	ND
Beryllium	1	ug/l	1.0	ND
Cadmium	1	ug/l	2.0	ND
Cobalt	1	ug/l	2.0	ND
Lead	1	ug/l	3.0	ND
Selenium	1	ug/l	10	ND
Thallium	1	ug/l	2.0	ND

Sample ID: SL-MW-6A U
Lab#: AC83904-020
Matrix: Aqueous

Collection Date: 3/24/2015
Receipt Date: 3/24/2015

Mercury (Water) 7470A

Analyte	DF	Units	RL	Result
Mercury	1	ug/l	0.70	ND

TAL Metals 6010

Analyte	DF	Units	RL	Result
Aluminum	**1**	**ug/l**	**200**	**300**
Barium	1	ug/l	50	ND
Calcium	**1**	**ug/l**	**5000**	**17000**
Chromium	**1**	**ug/l**	**50**	**130**
Copper	1	ug/l	50	ND
Iron	**1**	**ug/l**	**300**	**800**
Magnesium	1	ug/l	5000	ND
Manganese	1	ug/l	40	ND
Nickel	1	ug/l	50	ND
Potassium	1	ug/l	5000	ND
Silver	1	ug/l	20	ND
Sodium	**1**	**ug/l**	**5000**	**51000**
Vanadium	1	ug/l	50	ND
Zinc	1	ug/l	50	ND

TAL Metals 6020

Analyte	DF	Units	RL	Result
Antimony	1	ug/l	3.0	ND
Arsenic	1	ug/l	2.0	ND
Beryllium	1	ug/l	1.0	ND
Cadmium	1	ug/l	2.0	ND
Cobalt	1	ug/l	2.0	ND
Lead	1	ug/l	3.0	ND
Selenium	1	ug/l	10	ND
Thallium	1	ug/l	2.0	ND

Volatile Organics + 10 (8260)

Analyte	DF	Units	RL	Result
1,1,1-Trichloroethane	1	ug/l	1.0	ND
1,1,2,2-Tetrachloroethane	1	ug/l	1.0	ND
1,1,2-Trichloro-1,2,2-trifluoroethane	1	ug/l	1.0	ND
1,1,2-Trichloroethane	1	ug/l	1.0	ND
1,1-Dichloroethane	1	ug/l	1.0	ND
1,1-Dichloroethene	1	ug/l	1.0	ND
1,2,3-Trichlorobenzene	1	ug/l	1.0	ND
1,2,4-Trichlorobenzene	1	ug/l	1.0	ND
1,2-Dibromo-3-chloropropane	1	ug/l	1.0	ND
1,2-Dibromoethane	1	ug/l	1.0	ND
1,2-Dichlorobenzene	1	ug/l	1.0	ND
1,2-Dichloroethane	1	ug/l	0.50	ND
1,2-Dichloropropane	1	ug/l	1.0	ND
1,3-Dichlorobenzene	1	ug/l	1.0	ND
1,4-Dichlorobenzene	1	ug/l	1.0	ND
1,4-Dioxane	1	ug/l	50	ND
2-Butanone	1	ug/l	1.0	ND
2-Hexanone	1	ug/l	1.0	ND
4-Methyl-2-pentanone	1	ug/l	1.0	ND
Acetone	1	ug/l	5.0	ND
Benzene	1	ug/l	0.50	ND
Bromochloromethane	1	ug/l	1.0	ND
Bromodichloromethane	1	ug/l	1.0	ND

Sample ID: SL-MW-6A U
Lab#: AC83904-020
Matrix: Aqueous

Collection Date: 3/24/2015
Receipt Date: 3/24/2015

Bromoform	1	ug/l	1.0	ND
Bromomethane	1	ug/l	1.0	ND
Carbon disulfide	1	ug/l	1.0	ND
Carbon tetrachloride	1	ug/l	1.0	ND
Chlorobenzene	1	ug/l	1.0	ND
Chloroethane	1	ug/l	1.0	ND
Chloroform	**1**	**ug/l**	**1.0**	**2.8**
Chloromethane	1	ug/l	1.0	ND
cis-1,2-Dichloroethene	1	ug/l	1.0	ND
cis-1,3-Dichloropropene	1	ug/l	1.0	ND
Cyclohexane	1	ug/l	1.0	ND
Dibromochloromethane	1	ug/l	1.0	ND
Dichlorodifluoromethane	1	ug/l	1.0	ND
Ethylbenzene	1	ug/l	1.0	ND
Isopropylbenzene	1	ug/l	1.0	ND
m&p-Xylenes	1	ug/l	1.0	ND
Methyl Acetate	1	ug/l	1.0	ND
Methylcyclohexane	1	ug/l	1.0	ND
Methylene chloride	1	ug/l	1.0	ND
Methyl-t-butyl ether	1	ug/l	0.50	ND
o-Xylene	1	ug/l	1.0	ND
Styrene	1	ug/l	1.0	ND
Tetrachloroethene	1	ug/l	1.0	ND
Toluene	1	ug/l	1.0	ND
trans-1,2-Dichloroethene	1	ug/l	1.0	ND
trans-1,3-Dichloropropene	1	ug/l	1.0	ND
Trichloroethene	1	ug/l	1.0	ND
Trichlorofluoromethane	1	ug/l	1.0	ND
Vinyl chloride	1	ug/l	1.0	ND
Xylenes (Total)	1	ug/l	1.0	ND

Volatile Organics + 10 (8260) Library Searches

Analyte	DF	Units	RT	Result
No Unknown Compounds Detected	1	ug/l	NA	ND
TotalVolatileTic	1	ug/l	NA	ND

Sample ID: SL-MW-6A F
Lab#: AC83904-021
Matrix: Aqueous

Collection Date: 3/24/2015
Receipt Date: 3/24/2015

Mercury (Water) 7470A

Analyte	DF	Units	RL	Result
Mercury	1	ug/l	0.70	ND

TAL Metals 6010

Analyte	DF	Units	RL	Result
Aluminum	**1**	**ug/l**	**200**	**260**
Barium	1	ug/l	50	ND
Calcium	**1**	**ug/l**	**5000**	**17000**
Chromium	1	ug/l	50	ND
Copper	1	ug/l	50	ND
Iron	1	ug/l	300	ND
Magnesium	1	ug/l	5000	ND
Manganese	1	ug/l	40	ND
Nickel	1	ug/l	50	ND
Potassium	1	ug/l	5000	ND
Silver	1	ug/l	20	ND
Sodium	**1**	**ug/l**	**5000**	**53000**
Vanadium	1	ug/l	50	ND
Zinc	1	ug/l	50	ND

TAL Metals 6020

Analyte	DF	Units	RL	Result
Antimony	1	ug/l	3.0	ND
Arsenic	1	ug/l	2.0	ND
Beryllium	1	ug/l	1.0	ND
Cadmium	1	ug/l	2.0	ND
Cobalt	1	ug/l	2.0	ND
Lead	1	ug/l	3.0	ND
Selenium	1	ug/l	10	ND
Thallium	1	ug/l	2.0	ND

Sample ID: Field Blank U
Lab#: AC83904-022
Matrix: Aqueous

Collection Date: 3/24/2015
Receipt Date: 3/24/2015

Mercury (Water) 7470A

Analyte	DF	Units	RL	Result
Mercury	1	ug/l	0.70	ND

TAL Metals 6010

Analyte	DF	Units	RL	Result
Aluminum	1	ug/l	200	ND
Barium	1	ug/l	50	ND
Calcium	1	ug/l	5000	ND
Chromium	1	ug/l	50	ND
Copper	1	ug/l	50	ND
Iron	1	ug/l	300	ND
Magnesium	1	ug/l	5000	ND
Manganese	1	ug/l	40	ND
Nickel	1	ug/l	50	ND
Potassium	1	ug/l	5000	ND
Silver	1	ug/l	20	ND
Sodium	1	ug/l	5000	ND
Vanadium	1	ug/l	50	ND
Zinc	1	ug/l	50	ND

TAL Metals 6020

Analyte	DF	Units	RL	Result
Antimony	1	ug/l	3.0	ND
Arsenic	1	ug/l	2.0	ND
Beryllium	1	ug/l	1.0	ND
Cadmium	1	ug/l	2.0	ND
Cobalt	1	ug/l	2.0	ND
Lead	1	ug/l	3.0	ND
Selenium	1	ug/l	10	ND
Thallium	1	ug/l	2.0	ND

Volatile Organics + 10 (8260)

Analyte	DF	Units	RL	Result
1,1,1-Trichloroethane	1	ug/l	1.0	ND
1,1,2,2-Tetrachloroethane	1	ug/l	1.0	ND
1,1,2-Trichloro-1,2,2-trifluoroethane	1	ug/l	1.0	ND
1,1,2-Trichloroethane	1	ug/l	1.0	ND
1,1-Dichloroethane	1	ug/l	1.0	ND
1,1-Dichloroethene	1	ug/l	1.0	ND
1,2,3-Trichlorobenzene	1	ug/l	1.0	ND
1,2,4-Trichlorobenzene	1	ug/l	1.0	ND
1,2-Dibromo-3-chloropropane	1	ug/l	1.0	ND
1,2-Dibromoethane	1	ug/l	1.0	ND
1,2-Dichlorobenzene	1	ug/l	1.0	ND
1,2-Dichloroethane	1	ug/l	0.50	ND
1,2-Dichloropropane	1	ug/l	1.0	ND
1,3-Dichlorobenzene	1	ug/l	1.0	ND
1,4-Dichlorobenzene	1	ug/l	1.0	ND
1,4-Dioxane	1	ug/l	50	ND
2-Butanone	1	ug/l	1.0	ND
2-Hexanone	1	ug/l	1.0	ND
4-Methyl-2-pentanone	1	ug/l	1.0	ND
Acetone	1	ug/l	5.0	ND
Benzene	1	ug/l	0.50	ND
Bromochloromethane	1	ug/l	1.0	ND
Bromodichloromethane	1	ug/l	1.0	ND

Sample ID: Field Blank U
Lab#: AC83904-022
Matrix: Aqueous

Collection Date: 3/24/2015
Receipt Date: 3/24/2015

Bromoform	1	ug/l	1.0	ND
Bromomethane	1	ug/l	1.0	ND
Carbon disulfide	1	ug/l	1.0	ND
Carbon tetrachloride	1	ug/l	1.0	ND
Chlorobenzene	1	ug/l	1.0	ND
Chloroethane	1	ug/l	1.0	ND
Chloroform	1	ug/l	1.0	ND
Chloromethane	1	ug/l	1.0	ND
cis-1,2-Dichloroethene	1	ug/l	1.0	ND
cis-1,3-Dichloropropene	1	ug/l	1.0	ND
Cyclohexane	1	ug/l	1.0	ND
Dibromochloromethane	1	ug/l	1.0	ND
Dichlorodifluoromethane	1	ug/l	1.0	ND
Ethylbenzene	1	ug/l	1.0	ND
Isopropylbenzene	1	ug/l	1.0	ND
m&p-Xylenes	1	ug/l	1.0	ND
Methyl Acetate	1	ug/l	1.0	ND
Methylcyclohexane	1	ug/l	1.0	ND
Methylene chloride	1	ug/l	1.0	ND
Methyl-t-butyl ether	1	ug/l	0.50	ND
o-Xylene	1	ug/l	1.0	ND
Styrene	1	ug/l	1.0	ND
Tetrachloroethene	1	ug/l	1.0	ND
Toluene	1	ug/l	1.0	ND
trans-1,2-Dichloroethene	1	ug/l	1.0	ND
trans-1,3-Dichloropropene	1	ug/l	1.0	ND
Trichloroethene	1	ug/l	1.0	ND
Trichlorofluoromethane	1	ug/l	1.0	ND
Vinyl chloride	1	ug/l	1.0	ND
Xylenes (Total)	1	ug/l	1.0	ND

Volatile Organics + 10 (8260) Library Searches

Analyte	DF	Units	RT	Result
No Unknown Compounds Detected	1	ug/l	NA	ND
TotalVolatileTic	1	ug/l	NA	ND

Sample ID: Field Blank F
Lab#: AC83904-023
Matrix: Aqueous

Collection Date: 3/24/2015
Receipt Date: 3/24/2015

Mercury (Water) 7470A

Analyte	DF	Units	RL	Result
Mercury	1	ug/l	0.70	ND

TAL Metals 6010

Analyte	DF	Units	RL	Result
Aluminum	1	ug/l	200	ND
Barium	1	ug/l	50	ND
Calcium	1	ug/l	5000	ND
Chromium	1	ug/l	50	ND
Copper	1	ug/l	50	ND
Iron	1	ug/l	300	ND
Magnesium	1	ug/l	5000	ND
Manganese	1	ug/l	40	ND
Nickel	1	ug/l	50	ND
Potassium	1	ug/l	5000	ND
Silver	1	ug/l	20	ND
Sodium	1	ug/l	5000	ND
Vanadium	1	ug/l	50	ND
Zinc	1	ug/l	50	ND

TAL Metals 6020

Analyte	DF	Units	RL	Result
Antimony	1	ug/l	3.0	ND
Arsenic	1	ug/l	2.0	ND
Beryllium	1	ug/l	1.0	ND
Cadmium	1	ug/l	2.0	ND
Cobalt	1	ug/l	2.0	ND
Lead	1	ug/l	3.0	ND
Selenium	1	ug/l	10	ND
Thallium	1	ug/l	2.0	ND

Form1

ORGANICS VOLATILE REPORT

Sample Number: DAILY BLANK
Client Id:
Data File: 11M15639.D
Analysis Date: 03/31/15 18:27
Date Rec/Extracted:
Column: DB-5MS 30M 0.250mm ID 0.25um film

Method: EPA 8260C
Matrix: Aqueous
Initial Vol: 5ml
Final Vol: NA
Dilution: 1.00
Solids: 0

Units: ug/L

Cas #	Compound	RL	Conc	Cas #	Compound	RL	Conc
71-55-6	1,1,1-Trichloroethane	1.0	U	56-23-5	Carbon Tetrachloride	1.0	U
79-34-5	1,1,2,2-Tetrachloroethane	1.0	U	108-90-7	Chlorobenzene	1.0	U
76-13-1	1,1,2-Trichloro-1,2,2-trifluor	1.0	U	75-00-3	Chloroethane	1.0	U
79-00-5	1,1,2-Trichloroethane	1.0	U	67-66-3	Chloroform	1.0	U
75-34-3	1,1-Dichloroethane	1.0	U	74-87-3	Chloromethane	1.0	U
75-35-4	1,1-Dichloroethene	1.0	U	156-59-2	cis-1,2-Dichloroethene	1.0	U
87-61-6	1,2,3-Trichlorobenzene	1.0	U	10061-01-5	cis-1,3-Dichloropropene	1.0	U
120-82-1	1,2,4-Trichlorobenzene	1.0	U	110-82-7	Cyclohexane	1.0	U
96-12-8	1,2-Dibromo-3-Chloropropa	1.0	U	124-48-1	Dibromochloromethane	1.0	U
106-93-4	1,2-Dibromoethane	1.0	U	75-71-8	Dichlorodifluoromethane	1.0	U
95-50-1	1,2-Dichlorobenzene	1.0	U	100-41-4	Ethylbenzene	1.0	U
107-06-2	1,2-Dichloroethane	0.50	U	98-82-8	Isopropylbenzene	1.0	U
78-87-5	1,2-Dichloropropane	1.0	U	136777612	m&p-Xylenes	1.0	U
541-73-1	1,3-Dichlorobenzene	1.0	U	79-20-9	Methyl Acetate	1.0	U
106-46-7	1,4-Dichlorobenzene	1.0	U	108-87-2	Methylcyclohexane	1.0	U
123-91-1	1,4-Dioxane	50	U	75-09-2	Methylene Chloride	1.0	U
78-93-3	2-Butanone	1.0	U	1634-04-4	Methyl-t-butyl ether	0.50	U
591-78-6	2-Hexanone	1.0	U	95-47-6	o-Xylene	1.0	U
108-10-1	4-Methyl-2-Pentanone	1.0	U	100-42-5	Styrene	1.0	U
67-64-1	Acetone	5.0	U	127-18-4	Tetrachloroethene	1.0	U
71-43-2	Benzene	0.50	U	108-88-3	Toluene	1.0	U
74-97-5	Bromochloromethane	1.0	U	156-60-5	trans-1,2-Dichloroethene	1.0	U
75-27-4	Bromodichloromethane	1.0	U	10061-02-6	trans-1,3-Dichloropropene	1.0	U
75-25-2	Bromoform	1.0	U	79-01-6	Trichloroethene	1.0	U
74-83-9	Bromomethane	1.0	U	75-69-4	Trichlorofluoromethane	1.0	U
75-15-0	Carbon Disulfide	1.0	U	75-01-4	Vinyl Chloride	1.0	U

Worksheet #: 338156 *Total Target Concentration* 0 ColumnID: (^) Indicates results from 2nd column

U - Indicates the compound was analyzed but not detected.
B - Indicates the analyte was found in the blank as well as in the sample.
E - Indicates the analyte concentration exceeds the calibration range of the instrument.
R - Retention Time Out
J - Indicates an estimated value when a compound is detected at less than the specified detection limit.
d - Pesticide %Diff>40% between columns due to coelution. Lower concentration used

Form1e

ORGANICS VOLATILE REPORT
Tentatively Identified Compounds

Sample Number: DAILY BLANK
Client Id:
Data File: 11M15639.D
Analysis Date: 03/31/15 18:27
Date Rec/Extracted:

Matrix: Aqueous
Initial Vol: 5ml
Final Vol: NA
Dilution: 1.00
Solids:
Method: EPA 8260C

Units: ug/L

	Cas #	Compound	RT	Conc
1		No Unknown Compounds Detected	0.00	0 J

Worksheet #: 338156

Total Tentatively Identified Concentration 0

A - Indicates an aldol condensate.
J - Indicates an estimated value.
B - Indicates the analyte was found in the blank as well as in the sample.
Y - Indicates the analyte was found in the blank at <10% of the concentration of the sample.
<10% - Indicates the analyte was found in the blank at < 10% of nearest Internal Standard

Form1

ORGANICS VOLATILE REPORT

Sample Number: DAILY BLANK
Client Id:
Data File: 3M68617.D
Analysis Date: 04/01/15 12:30
Date Rec/Extracted:
Column: DB-624 25M 0.200mm ID 1.12um film

Method: EPA 8260C
Matrix: Aqueous
Initial Vol: 5ml
Final Vol: NA
Dilution: 1.00
Solids: 0

Units: ug/L

Cas #	Compound	RL	Conc	Cas #	Compound	RL	Conc
71-55-6	1,1,1-Trichloroethane	1.0	U	56-23-5	Carbon Tetrachloride	1.0	U
79-34-5	1,1,2,2-Tetrachloroethane	1.0	U	108-90-7	Chlorobenzene	1.0	U
76-13-1	1,1,2-Trichloro-1,2,2-trifluor	1.0	U	75-00-3	Chloroethane	1.0	U
79-00-5	1,1,2-Trichloroethane	1.0	U	67-66-3	Chloroform	1.0	U
75-34-3	1,1-Dichloroethane	1.0	U	74-87-3	Chloromethane	1.0	U
75-35-4	1,1-Dichloroethene	1.0	U	156-59-2	cis-1,2-Dichloroethene	1.0	U
87-61-6	1,2,3-Trichlorobenzene	1.0	U	10061-01-5	cis-1,3-Dichloropropene	1.0	U
120-82-1	1,2,4-Trichlorobenzene	1.0	U	110-82-7	Cyclohexane	1.0	U
96-12-8	1,2-Dibromo-3-Chloropropa	1.0	U	124-48-1	Dibromochloromethane	1.0	U
106-93-4	1,2-Dibromoethane	1.0	U	75-71-8	Dichlorodifluoromethane	1.0	U
95-50-1	1,2-Dichlorobenzene	1.0	U	100-41-4	Ethylbenzene	1.0	U
107-06-2	1,2-Dichloroethane	0.50	U	98-82-8	Isopropylbenzene	1.0	U
78-87-5	1,2-Dichloropropane	1.0	U	136777612	m&p-Xylenes	1.0	U
541-73-1	1,3-Dichlorobenzene	1.0	U	79-20-9	Methyl Acetate	1.0	U
106-46-7	1,4-Dichlorobenzene	1.0	U	108-87-2	Methylcyclohexane	1.0	U
123-91-1	1,4-Dioxane	50	U	75-09-2	Methylene Chloride	1.0	U
78-93-3	2-Butanone	1.0	U	1634-04-4	Methyl-t-butyl ether	0.50	U
591-78-6	2-Hexanone	1.0	U	95-47-6	o-Xylene	1.0	U
108-10-1	4-Methyl-2-Pentanone	1.0	U	100-42-5	Styrene	1.0	U
67-64-1	Acetone	5.0	U	127-18-4	Tetrachloroethene	1.0	U
71-43-2	Benzene	0.50	U	108-88-3	Toluene	1.0	U
74-97-5	Bromochloromethane	1.0	U	156-60-5	trans-1,2-Dichloroethene	1.0	U
75-27-4	Bromodichloromethane	1.0	U	10061-02-6	trans-1,3-Dichloropropene	1.0	U
75-25-2	Bromoform	1.0	U	79-01-6	Trichloroethene	1.0	U
74-83-9	Bromomethane	1.0	U	75-69-4	Trichlorofluoromethane	1.0	U
75-15-0	Carbon Disulfide	1.0	U	75-01-4	Vinyl Chloride	1.0	U

Worksheet #: 338156 *Total Target Concentration* 0 ColumnID: (^) Indicates results from 2nd column

U - Indicates the compound was analyzed but not detected.
B - Indicates the analyte was found in the blank as well as in the sample.
E - Indicates the analyte concentration exceeds the calibration range of the instrument.
R - Retention Time Out
J - Indicates an estimated value when a compound is detected at less than the specified detection limit.
d - Pesticide %Diff>40% between columns due to coelution. Lower concentration used

Form1e

ORGANICS VOLATILE REPORT
Tentatively Identified Compounds

Sample Number: DAILY BLANK
Client Id:
Data File: 3M68617.D
Analysis Date: 04/01/15 12:30
Date Rec/Extracted:

Matrix: Aqueous
Initial Vol: 5ml
Final Vol: NA
Dilution: 1.00
Solids:
Method: EPA 8260C

Units: ug/L

	Cas #	Compound	RT	Conc
1		No Unknown Compounds Detected	0.00	0 J

Worksheet #: 338156

Total Tentatively Identified Concentration 0

A - Indicates an aldol condensate.
J - Indicates an estimated value.
B - Indicates the analyte was found in the blank as well as in the sample.
Y - Indicates the analyte was found in the blank at <10% of the concentration of the sample.
<10% - Indicates the analyte was found in the blank at < 10% of nearest Internal Standard

Form1

ORGANICS VOLATILE REPORT

Sample Number: DAILY BLANK
Client Id:
Data File: 3M68701.D
Analysis Date: 04/02/15 12:15
Date Rec/Extracted:
Column: DB-624 25M 0.200mm ID 1.12um film

Method: EPA 8260C
Matrix: Aqueous
Initial Vol: 5ml
Final Vol: NA
Dilution: 1.00
Solids: 0

Units: ug/L

Cas #	Compound	RL	Conc	Cas #	Compound	RL	Conc
71-55-6	1,1,1-Trichloroethane	1.0	U	56-23-5	Carbon Tetrachloride	1.0	U
79-34-5	1,1,2,2-Tetrachloroethane	1.0	U	108-90-7	Chlorobenzene	1.0	U
76-13-1	1,1,2-Trichloro-1,2,2-trifluor	1.0	U	75-00-3	Chloroethane	1.0	U
79-00-5	1,1,2-Trichloroethane	1.0	U	67-66-3	Chloroform	1.0	U
75-34-3	1,1-Dichloroethane	1.0	U	74-87-3	Chloromethane	1.0	U
75-35-4	1,1-Dichloroethene	1.0	U	156-59-2	cis-1,2-Dichloroethene	1.0	U
87-61-6	1,2,3-Trichlorobenzene	1.0	U	10061-01-5	cis-1,3-Dichloropropene	1.0	U
120-82-1	1,2,4-Trichlorobenzene	1.0	U	110-82-7	Cyclohexane	1.0	U
96-12-8	1,2-Dibromo-3-Chloropropa	1.0	U	124-48-1	Dibromochloromethane	1.0	U
106-93-4	1,2-Dibromoethane	1.0	U	75-71-8	Dichlorodifluoromethane	1.0	U
95-50-1	1,2-Dichlorobenzene	1.0	U	100-41-4	Ethylbenzene	1.0	U
107-06-2	1,2-Dichloroethane	0.50	U	98-82-8	Isopropylbenzene	1.0	U
78-87-5	1,2-Dichloropropane	1.0	U	136777612	m&p-Xylenes	1.0	U
541-73-1	1,3-Dichlorobenzene	1.0	U	79-20-9	Methyl Acetate	1.0	U
106-46-7	1,4-Dichlorobenzene	1.0	U	108-87-2	Methylcyclohexane	1.0	U
123-91-1	1,4-Dioxane	50	U	75-09-2	Methylene Chloride	1.0	U
78-93-3	2-Butanone	1.0	U	1634-04-4	Methyl-t-butyl ether	0.50	U
591-78-6	2-Hexanone	1.0	U	95-47-6	o-Xylene	1.0	U
108-10-1	4-Methyl-2-Pentanone	1.0	U	100-42-5	Styrene	1.0	U
67-64-1	Acetone	5.0	U	127-18-4	Tetrachloroethene	1.0	U
71-43-2	Benzene	0.50	U	108-88-3	Toluene	1.0	U
74-97-5	Bromochloromethane	1.0	U	156-60-5	trans-1,2-Dichloroethene	1.0	U
75-27-4	Bromodichloromethane	1.0	U	10061-02-6	trans-1,3-Dichloropropene	1.0	U
75-25-2	Bromoform	1.0	U	79-01-6	Trichloroethene	1.0	U
74-83-9	Bromomethane	1.0	U	75-69-4	Trichlorofluoromethane	1.0	U
75-15-0	Carbon Disulfide	1.0	U	75-01-4	Vinyl Chloride	1.0	U

Worksheet #: 338156 *Total Target Concentration* 0 ColumnID: (^) Indicates results from 2nd column

U - Indicates the compound was analyzed but not detected.
B - Indicates the analyte was found in the blank as well as in the sample.
E - Indicates the analyte concentration exceeds the calibration range of the instrument.
R - Retention Time Out
J - Indicates an estimated value when a compound is detected at less than the specified detection limit.
d - Pesticide %Diff>40% between columns due to coelution. Lower concentration used

Form1e

ORGANICS VOLATILE REPORT
Tentatively Identified Compounds

Sample Number: DAILY BLANK
Client Id:
Data File: 3M68701.D
Analysis Date: 04/02/15 12:15
Date Rec/Extracted:

Matrix: Aqueous
Initial Vol: 5ml
Final Vol: NA
Dilution: 1.00
Solids:
Method: EPA 8260C

Units: ug/L

	Cas #	Compound	RT	Conc
1		No Unknown Compounds Detected	0.00	0 J

Worksheet #: 338156

Total Tentatively Identified Concentration 0

A - Indicates an aldol condensate.
J - Indicates an estimated value.
B - Indicates the analyte was found in the blank as well as in the sample.
Y - Indicates the analyte was found in the blank at <10% of the concentration of the sample.
<10% - Indicates the analyte was found in the blank at < 10% of nearest Internal Standard

Form1

ORGANICS VOLATILE REPORT

Sample Number: AC83904-001
Client Id: SL-MW-1 U
Data File: 11M15654.D
Analysis Date: 04/01/15 00:39
Date Rec/Extracted: 03/24/15-NA
Column: DB-5MS 30M 0.250mm ID 0.25um film

Method: EPA 8260C
Matrix: Aqueous
Initial Vol: 5ml
Final Vol: NA
Dilution: 1.00
Solids: 0

Units: ug/L

Cas #	Compound	RL	Conc	Cas #	Compound	RL	Conc
71-55-6	1,1,1-Trichloroethane	1.0	U	56-23-5	Carbon Tetrachloride	1.0	U
79-34-5	1,1,2,2-Tetrachloroethane	1.0	U	108-90-7	Chlorobenzene	1.0	U
76-13-1	1,1,2-Trichloro-1,2,2-trifluor	1.0	U	75-00-3	Chloroethane	1.0	U
79-00-5	1,1,2-Trichloroethane	1.0	U	67-66-3	Chloroform	1.0	U
75-34-3	1,1-Dichloroethane	1.0	U	74-87-3	Chloromethane	1.0	U
75-35-4	1,1-Dichloroethene	1.0	U	156-59-2	cis-1,2-Dichloroethene	1.0	U
87-61-6	1,2,3-Trichlorobenzene	1.0	U	10061-01-5	cis-1,3-Dichloropropene	1.0	U
120-82-1	1,2,4-Trichlorobenzene	1.0	U	110-82-7	Cyclohexane	1.0	U
96-12-8	1,2-Dibromo-3-Chloropropa	1.0	U	124-48-1	Dibromochloromethane	1.0	U
106-93-4	1,2-Dibromoethane	1.0	U	75-71-8	Dichlorodifluoromethane	1.0	U
95-50-1	1,2-Dichlorobenzene	1.0	U	100-41-4	Ethylbenzene	1.0	U
107-06-2	1,2-Dichloroethane	0.50	U	98-82-8	Isopropylbenzene	1.0	U
78-87-5	1,2-Dichloropropane	1.0	U	136777612	m&p-Xylenes	1.0	U
541-73-1	1,3-Dichlorobenzene	1.0	U	79-20-9	Methyl Acetate	1.0	U
106-46-7	1,4-Dichlorobenzene	1.0	U	108-87-2	Methylcyclohexane	1.0	U
123-91-1	1,4-Dioxane	50	U	75-09-2	Methylene Chloride	1.0	U
78-93-3	2-Butanone	1.0	U	1634-04-4	Methyl-t-butyl ether	0.50	U
591-78-6	2-Hexanone	1.0	U	95-47-6	o-Xylene	1.0	U
108-10-1	4-Methyl-2-Pentanone	1.0	U	100-42-5	Styrene	1.0	U
67-64-1	Acetone	5.0	U	**127-18-4**	**Tetrachloroethene**	**1.0**	**14**
71-43-2	Benzene	0.50	U	108-88-3	Toluene	1.0	U
74-97-5	Bromochloromethane	1.0	U	156-60-5	trans-1,2-Dichloroethene	1.0	U
75-27-4	Bromodichloromethane	1.0	U	10061-02-6	trans-1,3-Dichloropropene	1.0	U
75-25-2	Bromoform	1.0	U	79-01-6	Trichloroethene	1.0	U
74-83-9	Bromomethane	1.0	U	75-69-4	Trichlorofluoromethane	1.0	U
75-15-0	Carbon Disulfide	1.0	U	75-01-4	Vinyl Chloride	1.0	U
1330-20-7	Xylenes (Total)	1.0	U				

Worksheet #: 338156 *Total Target Concentration* 14 ColumnID: (^) Indicates results from 2nd column

U - Indicates the compound was analyzed but not detected.
B - Indicates the analyte was found in the blank as well as in the sample.
E - Indicates the analyte concentration exceeds the calibration range of the instrument.
R - Retention Time Out
J - Indicates an estimated value when a compound is detected at less than the specified detection limit.
d - Pesticide %Diff>40% between columns due to coelution. Lower concentration used

Form1e

ORGANICS VOLATILE REPORT
Tentatively Identified Compounds

Sample Number: AC83904-001
Client Id: SL-MW-1 U
Data File: 11M15654.D
Analysis Date: 04/01/15 00:39
Date Rec/Extracted: 03/24/15-NA

Matrix: Aqueous
Initial Vol: 5ml
Final Vol: NA
Dilution: 1.00
Solids:
Method: EPA 8260C

Units: ug/L

	Cas #	Compound	RT	Conc
1		No Unknown Compounds Detected	0.00	0 J

Worksheet #: 338156

Total Tentatively Identified Concentration 0

A - Indicates an aldol condensate.
J - Indicates an estimated value.
B - Indicates the analyte was found in the blank as well as in the sample.
Y - Indicates the analyte was found in the blank at <10% of the concentration of the sample.
<10% - Indicates the analyte was found in the blank at < 10% of nearest Internal Standard

Form1

ORGANICS VOLATILE REPORT

Sample Number: AC83904-003
Client Id: SL-MW-5/ U
Data File: 11M15655.D
Analysis Date: 04/01/15 01:04
Date Rec/Extracted: 03/24/15-NA
Column: DB-5MS 30M 0.250mm ID 0.25um film

Method: EPA 8260C
Matrix: Aqueous
Initial Vol: 5ml
Final Vol: NA
Dilution: 1.00
Solids: 0

Units: ug/L

Cas #	Compound	RL	Conc	Cas #	Compound	RL	Conc
71-55-6	1,1,1-Trichloroethane	1.0	U	56-23-5	Carbon Tetrachloride	1.0	U
79-34-5	1,1,2,2-Tetrachloroethane	1.0	U	108-90-7	Chlorobenzene	1.0	U
76-13-1	1,1,2-Trichloro-1,2,2-trifluor	1.0	U	75-00-3	Chloroethane	1.0	U
79-00-5	1,1,2-Trichloroethane	1.0	U	67-66-3	Chloroform	1.0	U
75-34-3	1,1-Dichloroethane	1.0	U	74-87-3	Chloromethane	1.0	U
75-35-4	1,1-Dichloroethene	1.0	U	156-59-2	cis-1,2-Dichloroethene	1.0	U
87-61-6	1,2,3-Trichlorobenzene	1.0	U	10061-01-5	cis-1,3-Dichloropropene	1.0	U
120-82-1	1,2,4-Trichlorobenzene	1.0	U	110-82-7	Cyclohexane	1.0	U
96-12-8	1,2-Dibromo-3-Chloropropa	1.0	U	124-48-1	Dibromochloromethane	1.0	U
106-93-4	1,2-Dibromoethane	1.0	U	75-71-8	Dichlorodifluoromethane	1.0	U
95-50-1	1,2-Dichlorobenzene	1.0	U	100-41-4	Ethylbenzene	1.0	U
107-06-2	1,2-Dichloroethane	0.50	U	98-82-8	Isopropylbenzene	1.0	U
78-87-5	1,2-Dichloropropane	1.0	U	136777612	m&p-Xylenes	1.0	U
541-73-1	1,3-Dichlorobenzene	1.0	U	79-20-9	Methyl Acetate	1.0	U
106-46-7	1,4-Dichlorobenzene	1.0	U	108-87-2	Methylcyclohexane	1.0	U
123-91-1	1,4-Dioxane	50	U	75-09-2	Methylene Chloride	1.0	U
78-93-3	2-Butanone	1.0	U	1634-04-4	Methyl-t-butyl ether	0.50	U
591-78-6	2-Hexanone	1.0	U	95-47-6	o-Xylene	1.0	U
108-10-1	4-Methyl-2-Pentanone	1.0	U	100-42-5	Styrene	1.0	U
67-64-1	Acetone	5.0	U	**127-18-4**	**Tetrachloroethene**	**1.0**	**15**
71-43-2	Benzene	0.50	U	108-88-3	Toluene	1.0	U
74-97-5	Bromochloromethane	1.0	U	156-60-5	trans-1,2-Dichloroethene	1.0	U
75-27-4	Bromodichloromethane	1.0	U	10061-02-6	trans-1,3-Dichloropropene	1.0	U
75-25-2	Bromoform	1.0	U	79-01-6	Trichloroethene	1.0	U
74-83-9	Bromomethane	1.0	U	75-69-4	Trichlorofluoromethane	1.0	U
75-15-0	Carbon Disulfide	1.0	U	75-01-4	Vinyl Chloride	1.0	U
1330-20-7	Xylenes (Total)	1.0	U				

U - Indicates the compound was analyzed but not detected.
B - Indicates the analyte was found in the blank as well as in the sample.
E - Indicates the analyte concentration exceeds the calibration range of the instrument.
R - Retention Time Out
J - Indicates an estimated value when a compound is detected at less than the specified detection limit.
d - Pesticide %Diff>40% between columns due to coelution. Lower concentration used

Form1e

ORGANICS VOLATILE REPORT
Tentatively Identified Compounds

Sample Number: AC83904-003
Client Id: SL-MW-5/ U
Data File: 11M15655.D
Analysis Date: 04/01/15 01:04
Date Rec/Extracted: 03/24/15-NA

Matrix: Aqueous
Initial Vol: 5ml
Final Vol: NA
Dilution: 1.00
Solids:
Method: EPA 8260C

Units: ug/L

	Cas #	Compound	RT	Conc
1		No Unknown Compounds Detected	0.00	0 J

Worksheet #: 338156

Total Tentatively Identified Concentration 0

A - Indicates an aldol condensate.
J - Indicates an estimated value.
B - Indicates the analyte was found in the blank as well as in the sample.
Y - Indicates the analyte was found in the blank at <10% of the concentration of the sample.
<10% - Indicates the analyte was found in the blank at < 10% of nearest Internal Standard

Form1

ORGANICS VOLATILE REPORT

Sample Number: AC83904-005(MS:AC83
Client Id: SL-MW 1 MS U
Data File: 11M15652.D
Analysis Date: 03/31/15 23:50
Date Rec/Extracted: 03/24/15-NA
Column: DB-5MS 30M 0.250mm ID 0.25um film

Method: EPA 8260C
Matrix: Aqueous
Initial Vol: 5ml
Final Vol: NA
Dilution: 1.00
Solids: 0

Units: ug/L

Cas #	Compound	RL	Conc	Cas #	Compound	RL	Conc
71-55-6	1,1,1-Trichloroethane	1.0	21	56-23-5	Carbon Tetrachloride	1.0	18
79-34-5	1,1,2,2-Tetrachloroethane	1.0	18	108-90-7	Chlorobenzene	1.0	16
76-13-1	1,1,2-Trichloro-1,2,2-triflu	1.0	18	75-00-3	Chloroethane	1.0	20
79-00-5	1,1,2-Trichloroethane	1.0	16	67-66-3	Chloroform	1.0	20
75-34-3	1,1-Dichloroethane	1.0	21	74-87-3	Chloromethane	1.0	24
75-35-4	1,1-Dichloroethene	1.0	23	156-59-2	cis-1,2-Dichloroethene	1.0	21
87-61-6	1,2,3-Trichlorobenzene	1.0	26	10061-01-5	cis-1,3-Dichloropropene	1.0	15
120-82-1	1,2,4-Trichlorobenzene	1.0	21	110-82-7	Cyclohexane	1.0	17
96-12-8	1,2-Dibromo-3-Chloroprop	1.0	19	124-48-1	Dibromochloromethane	1.0	14
106-93-4	1,2-Dibromoethane	1.0	16	75-71-8	Dichlorodifluoromethane	1.0	36
95-50-1	1,2-Dichlorobenzene	1.0	18	100-41-4	Ethylbenzene	1.0	16
107-06-2	1,2-Dichloroethane	0.50	20	98-82-8	Isopropylbenzene	1.0	16
78-87-5	1,2-Dichloropropane	1.0	20	136777612	m&p-Xylenes	1.0	33
541-73-1	1,3-Dichlorobenzene	1.0	17	79-20-9	Methyl Acetate	1.0	17
106-46-7	1,4-Dichlorobenzene	1.0	17	108-87-2	Methylcyclohexane	1.0	16
123-91-1	1,4-Dioxane	50	1700	75-09-2	Methylene Chloride	1.0	21
78-93-3	2-Butanone	1.0	19	1634-04-4	Methyl-t-butyl ether	0.50	20
591-78-6	2-Hexanone	1.0	15	95-47-6	o-Xylene	1.0	17
108-10-1	4-Methyl-2-Pentanone	1.0	15	100-42-5	Styrene	1.0	17
67-64-1	Acetone	5.0	90	127-18-4	Tetrachloroethene	1.0	31
71-43-2	Benzene	0.50	21	108-88-3	Toluene	1.0	16
74-97-5	Bromochloromethane	1.0	21	156-60-5	trans-1,2-Dichloroethene	1.0	22
75-27-4	Bromodichloromethane	1.0	20	10061-02-6	trans-1,3-Dichloropropene	1.0	15
75-25-2	Bromoform	1.0	15	79-01-6	Trichloroethene	1.0	22
74-83-9	Bromomethane	1.0	15	75-69-4	Trichlorofluoromethane	1.0	20
75-15-0	Carbon Disulfide	1.0	21	75-01-4	Vinyl Chloride	1.0	25
1330-20-7	Xylenes (Total)	1.0	50				

Worksheet #: 338156 *Total Target Concentration* 2800 ColumnID: (^) Indicates results from 2nd column

U - Indicates the compound was analyzed but not detected.
B - Indicates the analyte was found in the blank as well as in the sample.
E - Indicates the analyte concentration exceeds the calibration range of the instrument.
R - Retention Time Out
J - Indicates an estimated value when a compound is detected at less than the specified detection limit.
d - Pesticide %Diff>40% between columns due to coelution. Lower concentration used

Form1

ORGANICS VOLATILE REPORT

Sample Number: AC83904-007(MSD:AC
Client Id: SL-MW 1 MSD U
Data File: 11M15653.D
Analysis Date: 04/01/15 00:15
Date Rec/Extracted: 03/24/15-NA
Column: DB-5MS 30M 0.250mm ID 0.25um film

Method: EPA 8260C
Matrix: Aqueous
Initial Vol: 5ml
Final Vol: NA
Dilution: 1.00
Solids: 0

Units: ug/L

Cas #	Compound	RL	Conc	Cas #	Compound	RL	Conc
71-55-6	1,1,1-Trichloroethane	1.0	21	56-23-5	Carbon Tetrachloride	1.0	18
79-34-5	1,1,2,2-Tetrachloroethane	1.0	19	108-90-7	Chlorobenzene	1.0	16
76-13-1	1,1,2-Trichloro-1,2,2-triflu	1.0	18	75-00-3	Chloroethane	1.0	20
79-00-5	1,1,2-Trichloroethane	1.0	16	67-66-3	Chloroform	1.0	20
75-34-3	1,1-Dichloroethane	1.0	21	74-87-3	Chloromethane	1.0	24
75-35-4	1,1-Dichloroethene	1.0	22	156-59-2	cis-1,2-Dichloroethene	1.0	20
87-61-6	1,2,3-Trichlorobenzene	1.0	30	10061-01-5	cis-1,3-Dichloropropene	1.0	15
120-82-1	1,2,4-Trichlorobenzene	1.0	21	110-82-7	Cyclohexane	1.0	16
96-12-8	1,2-Dibromo-3-Chloroprop	1.0	19	124-48-1	Dibromochloromethane	1.0	14
106-93-4	1,2-Dibromoethane	1.0	16	75-71-8	Dichlorodifluoromethane	1.0	36
95-50-1	1,2-Dichlorobenzene	1.0	18	100-41-4	Ethylbenzene	1.0	16
107-06-2	1,2-Dichloroethane	0.50	20	98-82-8	Isopropylbenzene	1.0	16
78-87-5	1,2-Dichloropropane	1.0	20	136777612	m&p-Xylenes	1.0	33
541-73-1	1,3-Dichlorobenzene	1.0	17	79-20-9	Methyl Acetate	1.0	16
106-46-7	1,4-Dichlorobenzene	1.0	17	108-87-2	Methylcyclohexane	1.0	16
123-91-1	1,4-Dioxane	50	1500	75-09-2	Methylene Chloride	1.0	21
78-93-3	2-Butanone	1.0	16	1634-04-4	Methyl-t-butyl ether	0.50	20
591-78-6	2-Hexanone	1.0	15	95-47-6	o-Xylene	1.0	16
108-10-1	4-Methyl-2-Pentanone	1.0	14	100-42-5	Styrene	1.0	17
67-64-1	Acetone	5.0	86	127-18-4	Tetrachloroethene	1.0	31
71-43-2	Benzene	0.50	21	108-88-3	Toluene	1.0	16
74-97-5	Bromochloromethane	1.0	21	156-60-5	trans-1,2-Dichloroethene	1.0	21
75-27-4	Bromodichloromethane	1.0	20	10061-02-6	trans-1,3-Dichloropropene	1.0	15
75-25-2	Bromoform	1.0	15	79-01-6	Trichloroethene	1.0	21
74-83-9	Bromomethane	1.0	16	75-69-4	Trichlorofluoromethane	1.0	20
75-15-0	Carbon Disulfide	1.0	20	75-01-4	Vinyl Chloride	1.0	25
1330-20-7	Xylenes (Total)	1.0	49				

Worksheet #: 338156 *Total Target Concentration* 2600 ColumnID: (^) Indicates results from 2nd column

U - Indicates the compound was analyzed but not detected.
B - Indicates the analyte was found in the blank as well as in the sample.
E - Indicates the analyte concentration exceeds the calibration range of the instrument.
R - Retention Time Out
J - Indicates an estimated value when a compound is detected at less than the specified detection limit.
d - Pesticide %Diff>40% between columns due to coelution. Lower concentration used

Form1

ORGANICS VOLATILE REPORT

Sample Number: AC83904-009
Client Id: SL-MW-2 U
Data File: 11M15656.D
Analysis Date: 04/01/15 01:29
Date Rec/Extracted: 03/24/15-NA
Column: DB-5MS 30M 0.250mm ID 0.25um film

Method: EPA 8260C
Matrix: Aqueous
Initial Vol: 5ml
Final Vol: NA
Dilution: 1.00
Solids: 0

Units: ug/L

Cas #	Compound	RL	Conc	Cas #	Compound	RL	Conc
71-55-6	1,1,1-Trichloroethane	1.0	U	56-23-5	Carbon Tetrachloride	1.0	U
79-34-5	1,1,2,2-Tetrachloroethane	1.0	U	108-90-7	Chlorobenzene	1.0	U
76-13-1	1,1,2-Trichloro-1,2,2-trifluor	1.0	U	75-00-3	Chloroethane	1.0	U
79-00-5	1,1,2-Trichloroethane	1.0	U	67-66-3	Chloroform	1.0	U
75-34-3	1,1-Dichloroethane	1.0	U	74-87-3	Chloromethane	1.0	U
75-35-4	1,1-Dichloroethene	1.0	U	156-59-2	cis-1,2-Dichloroethene	1.0	U
87-61-6	1,2,3-Trichlorobenzene	1.0	U	10061-01-5	cis-1,3-Dichloropropene	1.0	U
120-82-1	1,2,4-Trichlorobenzene	1.0	U	110-82-7	Cyclohexane	1.0	U
96-12-8	1,2-Dibromo-3-Chloropropa	1.0	U	124-48-1	Dibromochloromethane	1.0	U
106-93-4	1,2-Dibromoethane	1.0	U	75-71-8	Dichlorodifluoromethane	1.0	U
95-50-1	1,2-Dichlorobenzene	1.0	U	100-41-4	Ethylbenzene	1.0	U
107-06-2	1,2-Dichloroethane	0.50	U	98-82-8	Isopropylbenzene	1.0	U
78-87-5	1,2-Dichloropropane	1.0	U	136777612	m&p-Xylenes	1.0	U
541-73-1	1,3-Dichlorobenzene	1.0	U	79-20-9	Methyl Acetate	1.0	U
106-46-7	1,4-Dichlorobenzene	1.0	U	108-87-2	Methylcyclohexane	1.0	U
123-91-1	1,4-Dioxane	50	U	75-09-2	Methylene Chloride	1.0	U
78-93-3	2-Butanone	1.0	U	1634-04-4	Methyl-t-butyl ether	0.50	U
591-78-6	2-Hexanone	1.0	U	95-47-6	o-Xylene	1.0	U
108-10-1	4-Methyl-2-Pentanone	1.0	U	100-42-5	Styrene	1.0	U
67-64-1	Acetone	5.0	U	**127-18-4**	**Tetrachloroethene**	**1.0**	**1.1**
71-43-2	Benzene	0.50	U	108-88-3	Toluene	1.0	U
74-97-5	Bromochloromethane	1.0	U	156-60-5	trans-1,2-Dichloroethene	1.0	U
75-27-4	Bromodichloromethane	1.0	U	10061-02-6	trans-1,3-Dichloropropene	1.0	U
75-25-2	Bromoform	1.0	U	79-01-6	Trichloroethene	1.0	U
74-83-9	Bromomethane	1.0	U	75-69-4	Trichlorofluoromethane	1.0	U
75-15-0	Carbon Disulfide	1.0	U	75-01-4	Vinyl Chloride	1.0	U
1330-20-7	Xylenes (Total)	1.0	U				

Worksheet #: 338156 *Total Target Concentration* 1.1 ColumnID: (^) Indicates results from 2nd column

U - Indicates the compound was analyzed but not detected.
B - Indicates the analyte was found in the blank as well as in the sample.
E - Indicates the analyte concentration exceeds the calibration range of the instrument.
R - Retention Time Out
J - Indicates an estimated value when a compound is detected at less than the specified detection limit.
d - Pesticide %Diff>40% between columns due to coelution. Lower concentration used

Form1e

ORGANICS VOLATILE REPORT
Tentatively Identified Compounds

Sample Number: AC83904-009
Client Id: SL-MW-2 U
Data File: 11M15656.D
Analysis Date: 04/01/15 01:29
Date Rec/Extracted: 03/24/15-NA

Matrix: Aqueous
Initial Vol: 5ml
Final Vol: NA
Dilution: 1.00
Solids:
Method: EPA 8260C

Units: ug/L

	Cas #	Compound	RT	Conc
1		No Unknown Compounds Detected	0.00	0 J

Worksheet #: 338156

Total Tentatively Identified Concentration 0

A - Indicates an aldol condensate.
J - Indicates an estimated value.
B - Indicates the analyte was found in the blank as well as in the sample.
Y - Indicates the analyte was found in the blank at <10% of the concentration of the sample.
<10% - Indicates the analyte was found in the blank at < 10% of nearest Internal Standard

Form1

ORGANICS VOLATILE REPORT

Sample Number: AC83904-011
Client Id: SL-MW-3A U
Data File: 11M15661.D
Analysis Date: 04/01/15 03:33
Date Rec/Extracted: 03/24/15-NA
Column: DB-5MS 30M 0.250mm ID 0.25um film

Method: EPA 8260C
Matrix: Aqueous
Initial Vol: 5ml
Final Vol: NA
Dilution: 1.00
Solids: 0

Units: ug/L

Cas #	Compound	RL	Conc	Cas #	Compound	RL	Conc
71-55-6	1,1,1-Trichloroethane	1.0	U	56-23-5	Carbon Tetrachloride	1.0	U
79-34-5	1,1,2,2-Tetrachloroethane	1.0	U	108-90-7	Chlorobenzene	1.0	U
76-13-1	1,1,2-Trichloro-1,2,2-trifluor	1.0	U	75-00-3	Chloroethane	1.0	U
79-00-5	1,1,2-Trichloroethane	1.0	U	67-66-3	Chloroform	1.0	U
75-34-3	1,1-Dichloroethane	1.0	U	74-87-3	Chloromethane	1.0	U
75-35-4	1,1-Dichloroethene	1.0	U	156-59-2	cis-1,2-Dichloroethene	1.0	U
87-61-6	1,2,3-Trichlorobenzene	1.0	U	10061-01-5	cis-1,3-Dichloropropene	1.0	U
120-82-1	1,2,4-Trichlorobenzene	1.0	U	110-82-7	Cyclohexane	1.0	U
96-12-8	1,2-Dibromo-3-Chloropropa	1.0	U	124-48-1	Dibromochloromethane	1.0	U
106-93-4	1,2-Dibromoethane	1.0	U	75-71-8	Dichlorodifluoromethane	1.0	U
95-50-1	1,2-Dichlorobenzene	1.0	U	100-41-4	Ethylbenzene	1.0	U
107-06-2	1,2-Dichloroethane	0.50	U	98-82-8	Isopropylbenzene	1.0	U
78-87-5	1,2-Dichloropropane	1.0	U	136777612	m&p-Xylenes	1.0	U
541-73-1	1,3-Dichlorobenzene	1.0	U	79-20-9	Methyl Acetate	1.0	U
106-46-7	1,4-Dichlorobenzene	1.0	U	108-87-2	Methylcyclohexane	1.0	U
123-91-1	1,4-Dioxane	50	U	75-09-2	Methylene Chloride	1.0	U
78-93-3	2-Butanone	1.0	U	1634-04-4	Methyl-t-butyl ether	0.50	U
591-78-6	2-Hexanone	1.0	U	95-47-6	o-Xylene	1.0	U
108-10-1	4-Methyl-2-Pentanone	1.0	U	100-42-5	Styrene	1.0	U
67-64-1	Acetone	5.0	U	127-18-4	Tetrachloroethene	1.0	U
71-43-2	Benzene	0.50	U	108-88-3	Toluene	1.0	U
74-97-5	Bromochloromethane	1.0	U	156-60-5	trans-1,2-Dichloroethene	1.0	U
75-27-4	Bromodichloromethane	1.0	U	10061-02-6	trans-1,3-Dichloropropene	1.0	U
75-25-2	Bromoform	1.0	U	79-01-6	Trichloroethene	1.0	U
74-83-9	Bromomethane	1.0	U	75-69-4	Trichlorofluoromethane	1.0	U
75-15-0	Carbon Disulfide	1.0	U	75-01-4	Vinyl Chloride	1.0	U
1330-20-7	Xylenes (Total)	1.0	U				

Worksheet #: 338156

Total Target Concentration 0

ColumnID: (^) Indicates results from 2nd column

U - Indicates the compound was analyzed but not detected.
B - Indicates the analyte was found in the blank as well as in the sample.
E - Indicates the analyte concentration exceeds the calibration range of the instrument.
R - Retention Time Out
J - Indicates an estimated value when a compound is detected at less than the specified detection limit.
d - Pesticide %Diff>40% between columns due to coelution. Lower concentration usea

Form1e

ORGANICS VOLATILE REPORT
Tentatively Identified Compounds

Sample Number: AC83904-011
Client Id: SL-MW-3A U
Data File: 11M15661.D
Analysis Date: 04/01/15 03:33
Date Rec/Extracted: 03/24/15-NA

Matrix: Aqueous
Initial Vol: 5ml
Final Vol: NA
Dilution: 1.00
Solids:
Method: EPA 8260C

Units: ug/L

	Cas #	Compound	RT	Conc
1		No Unknown Compounds Detected	0.00	0 J

Worksheet #: 338156

Total Tentatively Identified Concentration 0

A - Indicates an aldol condensate.
J - Indicates an estimated value.
B - Indicates the analyte was found in the blank as well as in the sample.
Y - Indicates the analyte was found in the blank at <10% of the concentration of the sample.
<10% - Indicates the analyte was found in the blank at < 10% of nearest Internal Standard

Form1

ORGANICS VOLATILE REPORT

Sample Number: AC83904-013
Client Id: SL-MW-3B U
Data File: 11M15657.D
Analysis Date: 04/01/15 01:54
Date Rec/Extracted: 03/24/15-NA
Column: DB-5MS 30M 0.250mm ID 0.25um film

Method: EPA 8260C
Matrix: Aqueous
Initial Vol: 5ml
Final Vol: NA
Dilution: 1.00
Solids: 0

Units: ug/L

Cas #	Compound	RL	Conc	Cas #	Compound	RL	Conc
71-55-6	1,1,1-Trichloroethane	1.0	U	56-23-5	Carbon Tetrachloride	1.0	U
79-34-5	1,1,2,2-Tetrachloroethane	1.0	U	108-90-7	Chlorobenzene	1.0	U
76-13-1	1,1,2-Trichloro-1,2,2-trifluor	1.0	U	75-00-3	Chloroethane	1.0	U
79-00-5	1,1,2-Trichloroethane	1.0	U	67-66-3	Chloroform	1.0	U
75-34-3	1,1-Dichloroethane	1.0	U	74-87-3	Chloromethane	1.0	U
75-35-4	1,1-Dichloroethene	1.0	U	156-59-2	cis-1,2-Dichloroethene	1.0	U
87-61-6	1,2,3-Trichlorobenzene	1.0	U	10061-01-5	cis-1,3-Dichloropropene	1.0	U
120-82-1	1,2,4-Trichlorobenzene	1.0	U	110-82-7	Cyclohexane	1.0	U
96-12-8	1,2-Dibromo-3-Chloropropa	1.0	U	124-48-1	Dibromochloromethane	1.0	U
106-93-4	1,2-Dibromoethane	1.0	U	75-71-8	Dichlorodifluoromethane	1.0	U
95-50-1	1,2-Dichlorobenzene	1.0	U	100-41-4	Ethylbenzene	1.0	U
107-06-2	1,2-Dichloroethane	0.50	U	98-82-8	Isopropylbenzene	1.0	U
78-87-5	1,2-Dichloropropane	1.0	U	136777612	m&p-Xylenes	1.0	U
541-73-1	1,3-Dichlorobenzene	1.0	U	79-20-9	Methyl Acetate	1.0	U
106-46-7	1,4-Dichlorobenzene	1.0	U	108-87-2	Methylcyclohexane	1.0	U
123-91-1	1,4-Dioxane	50	U	75-09-2	Methylene Chloride	1.0	U
78-93-3	2-Butanone	1.0	U	1634-04-4	Methyl-t-butyl ether	0.50	U
591-78-6	2-Hexanone	1.0	U	95-47-6	o-Xylene	1.0	U
108-10-1	4-Methyl-2-Pentanone	1.0	U	100-42-5	Styrene	1.0	U
67-64-1	Acetone	5.0	U	127-18-4	Tetrachloroethene	1.0	U
71-43-2	Benzene	0.50	U	108-88-3	Toluene	1.0	U
74-97-5	Bromochloromethane	1.0	U	156-60-5	trans-1,2-Dichloroethene	1.0	U
75-27-4	Bromodichloromethane	1.0	U	10061-02-6	trans-1,3-Dichloropropene	1.0	U
75-25-2	Bromoform	1.0	U	79-01-6	Trichloroethene	1.0	U
74-83-9	Bromomethane	1.0	U	75-69-4	Trichlorofluoromethane	1.0	U
75-15-0	Carbon Disulfide	1.0	U	75-01-4	Vinyl Chloride	1.0	U
1330-20-7	Xylenes (Total)	1.0	U				

Worksheet #: 338156

Total Target Concentration 0

ColumnID: (^) Indicates results from 2nd column

U - Indicates the compound was analyzed but not detected.
B - Indicates the analyte was found in the blank as well as in the sample.
E - Indicates the analyte concentration exceeds the calibration range of the instrument.
R - Retention Time Out
J - Indicates an estimated value when a compound is detected at less than the specified detection limit.
d - Pesticide %Diff>40% between columns due to coelution. Lower concentration used

Form1e

ORGANICS VOLATILE REPORT
Tentatively Identified Compounds

Sample Number: AC83904-013
Client Id: SL-MW-3B U
Data File: 11M15657.D
Analysis Date: 04/01/15 01:54
Date Rec/Extracted: 03/24/15-NA

Matrix: Aqueous
Initial Vol: 5ml
Final Vol: NA
Dilution: 1.00
Solids:
Method: EPA 8260C

Units: ug/L

	Cas #	Compound	RT	Conc
1		No Unknown Compounds Detected	0.00	0 J

Worksheet #: 338156

Total Tentatively Identified Concentration 0

A - Indicates an aldol condensate.
J - Indicates an estimated value.
B - Indicates the analyte was found in the blank as well as in the sample.
Y - Indicates the analyte was found in the blank at <10% of the concentration of the sample.
<10% - Indicates the analyte was found in the blank at < 10% of nearest Internal Standard

Form1

ORGANICS VOLATILE REPORT

Sample Number: AC83904-015
Client Id: TB01
Data File: 3M68632.D
Analysis Date: 04/01/15 16:34
Date Rec/Extracted: 03/24/15-NA
Column: DB-624 25M 0.200mm ID 1.12um film

Method: EPA 8260C
Matrix: Aqueous
Initial Vol: 5ml
Final Vol: NA
Dilution: 1.00
Solids: 0

Units: ug/L

Cas #	Compound	RL	Conc	Cas #	Compound	RL	Conc
71-55-6	1,1,1-Trichloroethane	1.0	U	56-23-5	Carbon Tetrachloride	1.0	U
79-34-5	1,1,2,2-Tetrachloroethane	1.0	U	108-90-7	Chlorobenzene	1.0	U
76-13-1	1,1,2-Trichloro-1,2,2-trifluor	1.0	U	75-00-3	Chloroethane	1.0	U
79-00-5	1,1,2-Trichloroethane	1.0	U	67-66-3	Chloroform	1.0	U
75-34-3	1,1-Dichloroethane	1.0	U	74-87-3	Chloromethane	1.0	U
75-35-4	1,1-Dichloroethene	1.0	U	156-59-2	cis-1,2-Dichloroethene	1.0	U
87-61-6	1,2,3-Trichlorobenzene	1.0	U	10061-01-5	cis-1,3-Dichloropropene	1.0	U
120-82-1	1,2,4-Trichlorobenzene	1.0	U	110-82-7	Cyclohexane	1.0	U
96-12-8	1,2-Dibromo-3-Chloropropa	1.0	U	124-48-1	Dibromochloromethane	1.0	U
106-93-4	1,2-Dibromoethane	1.0	U	75-71-8	Dichlorodifluoromethane	1.0	U
95-50-1	1,2-Dichlorobenzene	1.0	U	100-41-4	Ethylbenzene	1.0	U
107-06-2	1,2-Dichloroethane	0.50	U	98-82-8	Isopropylbenzene	1.0	U
78-87-5	1,2-Dichloropropane	1.0	U	136777612	m&p-Xylenes	1.0	U
541-73-1	1,3-Dichlorobenzene	1.0	U	79-20-9	Methyl Acetate	1.0	U
106-46-7	1,4-Dichlorobenzene	1.0	U	108-87-2	Methylcyclohexane	1.0	U
123-91-1	1,4-Dioxane	50	U	75-09-2	Methylene Chloride	1.0	U
78-93-3	2-Butanone	1.0	U	1634-04-4	Methyl-t-butyl ether	0.50	U
591-78-6	2-Hexanone	1.0	U	95-47-6	o-Xylene	1.0	U
108-10-1	4-Methyl-2-Pentanone	1.0	U	100-42-5	Styrene	1.0	U
67-64-1	Acetone	5.0	U	127-18-4	Tetrachloroethene	1.0	U
71-43-2	Benzene	0.50	U	108-88-3	Toluene	1.0	U
74-97-5	Bromochloromethane	1.0	U	156-60-5	trans-1,2-Dichloroethene	1.0	U
75-27-4	Bromodichloromethane	1.0	U	10061-02-6	trans-1,3-Dichloropropene	1.0	U
75-25-2	Bromoform	1.0	U	79-01-6	Trichloroethene	1.0	U
74-83-9	Bromomethane	1.0	U	75-69-4	Trichlorofluoromethane	1.0	U
75-15-0	Carbon Disulfide	1.0	U	75-01-4	Vinyl Chloride	1.0	U
1330-20-7	Xylenes (Total)	1.0	U				

Worksheet #: 338156 *Total Target Concentration* 0 ColumnID: (^) Indicates results from 2nd column

U - Indicates the compound was analyzed but not detected.
B - Indicates the analyte was found in the blank as well as in the sample.
E - Indicates the analyte concentration exceeds the calibration range of the instrument.
R - Retention Time Out
J - Indicates an estimated value when a compound is detected at less than the specified detection limit.
d - Pesticide %Diff>40% between columns due to coelution. Lower concentration usea

Form1e

ORGANICS VOLATILE REPORT
Tentatively Identified Compounds

Sample Number: AC83904-015
Client Id: TB01
Data File: 3M68632.D
Analysis Date: 04/01/15 16:34
Date Rec/Extracted: 03/24/15-NA

Matrix: Aqueous
Initial Vol: 5ml
Final Vol: NA
Dilution: 1.00
Solids:
Method: EPA 8260C

Units: ug/L

	Cas #	Compound	RT	Conc
1		No Unknown Compounds Detected	0.00	0 J

Worksheet #: 338156

Total Tentatively Identified Concentration 0

A - Indicates an aldol condensate.
J - Indicates an estimated value.
B - Indicates the analyte was found in the blank as well as in the sample.
Y - Indicates the analyte was found in the blank at <10% of the concentration of the sample.
<10% - Indicates the analyte was found in the blank at < 10% of nearest Internal Standard

Form1

ORGANICS VOLATILE REPORT

Sample Number: AC83904-016
Client Id: SL-MW-12 U
Data File: 11M15658.D
Analysis Date: 04/01/15 02:18
Date Rec/Extracted: 03/24/15-NA
Column: DB-5MS 30M 0.250mm ID 0.25um film

Method: EPA 8260C
Matrix: Aqueous
Initial Vol: 5ml
Final Vol: NA
Dilution: 1.00
Solids: 0

Units: ug/L

Cas #	Compound	RL	Conc	Cas #	Compound	RL	Conc
71-55-6	1,1,1-Trichloroethane	1.0	U	56-23-5	Carbon Tetrachloride	1.0	U
79-34-5	1,1,2,2-Tetrachloroethane	1.0	U	108-90-7	Chlorobenzene	1.0	U
76-13-1	1,1,2-Trichloro-1,2,2-trifluor	1.0	U	75-00-3	Chloroethane	1.0	U
79-00-5	1,1,2-Trichloroethane	1.0	U	67-66-3	Chloroform	1.0	U
75-34-3	1,1-Dichloroethane	1.0	U	74-87-3	Chloromethane	1.0	U
75-35-4	1,1-Dichloroethene	1.0	U	156-59-2	cis-1,2-Dichloroethene	1.0	U
87-61-6	1,2,3-Trichlorobenzene	1.0	U	10061-01-5	cis-1,3-Dichloropropene	1.0	U
120-82-1	1,2,4-Trichlorobenzene	1.0	U	110-82-7	Cyclohexane	1.0	U
96-12-8	1,2-Dibromo-3-Chloropropa	1.0	U	124-48-1	Dibromochloromethane	1.0	U
106-93-4	1,2-Dibromoethane	1.0	U	75-71-8	Dichlorodifluoromethane	1.0	U
95-50-1	1,2-Dichlorobenzene	1.0	U	100-41-4	Ethylbenzene	1.0	U
107-06-2	1,2-Dichloroethane	0.50	U	98-82-8	Isopropylbenzene	1.0	U
78-87-5	1,2-Dichloropropane	1.0	U	136777612	m&p-Xylenes	1.0	U
541-73-1	1,3-Dichlorobenzene	1.0	U	79-20-9	Methyl Acetate	1.0	U
106-46-7	1,4-Dichlorobenzene	1.0	U	108-87-2	Methylcyclohexane	1.0	U
123-91-1	1,4-Dioxane	50	U	75-09-2	Methylene Chloride	1.0	U
78-93-3	2-Butanone	1.0	U	1634-04-4	Methyl-t-butyl ether	0.50	U
591-78-6	2-Hexanone	1.0	U	95-47-6	o-Xylene	1.0	U
108-10-1	4-Methyl-2-Pentanone	1.0	U	100-42-5	Styrene	1.0	U
67-64-1	Acetone	5.0	U	**127-18-4**	**Tetrachloroethene**	**1.0**	**10**
71-43-2	Benzene	0.50	U	108-88-3	Toluene	1.0	U
74-97-5	Bromochloromethane	1.0	U	156-60-5	trans-1,2-Dichloroethene	1.0	U
75-27-4	Bromodichloromethane	1.0	U	10061-02-6	trans-1,3-Dichloropropene	1.0	U
75-25-2	Bromoform	1.0	U	79-01-6	Trichloroethene	1.0	U
74-83-9	Bromomethane	1.0	U	75-69-4	Trichlorofluoromethane	1.0	U
75-15-0	Carbon Disulfide	1.0	U	75-01-4	Vinyl Chloride	1.0	U
1330-20-7	Xylenes (Total)	1.0	U				

Worksheet #: 338156 *Total Target Concentration* 10 ColumnID: (^) Indicates results from 2nd column

U - Indicates the compound was analyzed but not detected.
B - Indicates the analyte was found in the blank as well as in the sample.
E - Indicates the analyte concentration exceeds the calibration range of the instrument.
R - Retention Time Out
J - Indicates an estimated value when a compound is detected at less than the specified detection limit.
d - Pesticide %Diff>40% between columns due to coelution. Lower concentration used

Form1e

ORGANICS VOLATILE REPORT
Tentatively Identified Compounds

Sample Number: AC83904-016
Client Id: SL-MW-12 U
Data File: 11M15658.D
Analysis Date: 04/01/15 02:18
Date Rec/Extracted: 03/24/15-NA

Matrix: Aqueous
Initial Vol: 5ml
Final Vol: NA
Dilution: 1.00
Solids:
Method: EPA 8260C

Units: ug/L

	Cas #	Compound	RT	Conc
1		No Unknown Compounds Detected	0.00	0 J

Worksheet #: 338156

Total Tentatively Identified Concentration 0

A - Indicates an aldol condensate.
J - Indicates an estimated value.
B - Indicates the analyte was found in the blank as well as in the sample.
Y - Indicates the analyte was found in the blank at <10% of the concentration of the sample.
<10% - Indicates the analyte was found in the blank at < 10% of nearest Internal Standard

Form1

ORGANICS VOLATILE REPORT

Sample Number: AC83904-018(10X)
Client Id: SL-MW-6B U
Data File: 3M68636.D
Analysis Date: 04/01/15 17:38
Date Rec/Extracted: 03/24/15-NA
Column: DB-624 25M 0.200mm ID 1.12um film

Method: EPA 8260C
Matrix: Aqueous
Initial Vol: 5ml
Final Vol: NA
Dilution: 10.0
Solids: 0

Units: ug/L

Cas #	Compound	RL	Conc	Cas #	Compound	RL	Conc
71-55-6	1,1,1-Trichloroethane	10	U	56-23-5	Carbon Tetrachloride	10	U
79-34-5	1,1,2,2-Tetrachloroethane	10	U	108-90-7	Chlorobenzene	10	U
76-13-1	1,1,2-Trichloro-1,2,2-trifluor	10	U	75-00-3	Chloroethane	10	U
79-00-5	1,1,2-Trichloroethane	10	U	67-66-3	Chloroform	10	U
75-34-3	1,1-Dichloroethane	10	U	74-87-3	Chloromethane	10	U
75-35-4	1,1-Dichloroethene	10	U	**156-59-2**	**cis-1,2-Dichloroethene**	**10**	**100**
87-61-6	1,2,3-Trichlorobenzene	10	U	10061-01-5	cis-1,3-Dichloropropene	10	U
120-82-1	1,2,4-Trichlorobenzene	10	U	110-82-7	Cyclohexane	10	U
96-12-8	1,2-Dibromo-3-Chloropropa	10	U	124-48-1	Dibromochloromethane	10	U
106-93-4	1,2-Dibromoethane	10	U	75-71-8	Dichlorodifluoromethane	10	U
95-50-1	1,2-Dichlorobenzene	10	U	100-41-4	Ethylbenzene	10	U
107-06-2	1,2-Dichloroethane	5.0	U	98-82-8	Isopropylbenzene	10	U
78-87-5	1,2-Dichloropropane	10	U	136777612	m&p-Xylenes	10	U
541-73-1	1,3-Dichlorobenzene	10	U	79-20-9	Methyl Acetate	10	U
106-46-7	1,4-Dichlorobenzene	10	U	108-87-2	Methylcyclohexane	10	U
123-91-1	1,4-Dioxane	500	U	75-09-2	Methylene Chloride	10	U
78-93-3	2-Butanone	10	U	1634-04-4	Methyl-t-butyl ether	5.0	U
591-78-6	2-Hexanone	10	U	95-47-6	o-Xylene	10	U
108-10-1	4-Methyl-2-Pentanone	10	U	100-42-5	Styrene	10	U
67-64-1	Acetone	50	U	**127-18-4**	**Tetrachloroethene**	**10**	**1200**
71-43-2	Benzene	5.0	U	108-88-3	Toluene	10	U
74-97-5	Bromochloromethane	10	U	156-60-5	trans-1,2-Dichloroethene	10	U
75-27-4	Bromodichloromethane	10	U	10061-02-6	trans-1,3-Dichloropropene	10	U
75-25-2	Bromoform	10	U	**79-01-6**	**Trichloroethene**	**10**	**31**
74-83-9	Bromomethane	10	U	75-69-4	Trichlorofluoromethane	10	U
75-15-0	Carbon Disulfide	10	U	75-01-4	Vinyl Chloride	10	U
1330-20-7	Xylenes (Total)	10	U				

Worksheet #: 338156 *Total Target Concentration* 1300 ColumnID: (^) Indicates results from 2nd column

U - Indicates the compound was analyzed but not detected.
B - Indicates the analyte was found in the blank as well as in the sample.
E - Indicates the analyte concentration exceeds the calibration range of the instrument.
R - Retention Time Out
J - Indicates an estimated value when a compound is detected at less than the specified detection limit.
d - Pesticide %Diff>40% between columns due to coelution. Lower concentration used

Form1e

ORGANICS VOLATILE REPORT
Tentatively Identified Compounds

Sample Number: AC83904-018(10X)
Client Id: SL-MW-6B U
Data File: 3M68636.D
Analysis Date: 04/01/15 17:38
Date Rec/Extracted: 03/24/15-NA

Matrix: Aqueous
Initial Vol: 5ml
Final Vol: NA
Dilution: 10.0
Solids:
Method: EPA 8260C

Units: ug/L

	Cas #	Compound	RT	Conc
1		No Unknown Compounds Detected	0.00	0 J

Worksheet #: 338156

Total Tentatively Identified Concentration 0

A - Indicates an aldol condensate.
J - Indicates an estimated value.
B - Indicates the analyte was found in the blank as well as in the sample.
Y - Indicates the analyte was found in the blank at <10% of the concentration of the sample.
<10% - Indicates the analyte was found in the blank at < 10% of nearest Internal Standard

Quantitation Report (QT/LSC Reviewed) **5032417 0075**

SampleID : AC83904-018(10X) Operator : SG Qt Meth : 3M_A0317.M
Data File: 3M68636.D Sam Mult : 1 Vial# : 35 Qt On : 04/02/15 09:51
Acq On : 04/ 1/15 17:38 Misc : A,5ML!3 Qt Upd On: 03/18/15 10:41

Data Path : G:\GcMsData\2015\GCMS_3\Data\04-01-15\
Qt Path : G:\GcMsData\2015\GCMS_3\MethodQt\
Qt Resp Via : Initial Calibration

Compound	R.T.	QIon	Response	Conc	Units	Dev(Min)
Internal Standards						
4) Fluorobenzene	4.407	96	706074	30.00	ug/l	-0.02
52) Chlorobenzene-d5	6.205	117	562478	30.00	ug/l	-0.01
70) 1,4-Dichlorobenzene-d4	7.605	152	302493	30.00	ug/l	-0.01
System Monitoring Compounds						
37) Dibromofluoromethane	3.963	111	207361	32.06	ug/l	-0.02
Spiked Amount 30.000			Recovery = 106.87%			
39) 1,2-Dichloroethane-d4	4.197	67	123048	26.71	ug/l	-0.02
Spiked Amount 30.000			Recovery = 89.03%			
66) Toluene-d8	5.351	98	744407	28.85	ug/l	-0.01
Spiked Amount 30.000			Recovery = 96.17%			
76) Bromofluorobenzene	6.896	174	259856	31.35	ug/l	-0.01
Spiked Amount 30.000			Recovery = 104.50%			
Target Compounds						Qvalue
30) cis-1,2-Dichloroethene	3.608	61	92570	10.3100	ug/l	89
49) Trichloroethene	4.636	130	12752	3.0635	ug/l	50
65) Tetrachloroethene	5.712	164	410114	116.5918	ug/l	98
Library Search Internal Standards TIC Results						
1) Fluorobenzene	4.407		1781790	30.00	ug/l	--
2) Chlorobenzene-d5	6.205		2092920	30.00	ug/l	--
3) 1,4-Dichlorobenzene-d4	7.605		1994920	30.00	ug/l	--
Library Search Compounds						

(#) = qualifier out of range (m) = manual integration (+) = signals summed


Abundance
TIC: 3M68636.D\data.ms
Quant QT/LSC Reviewed
SampleID : AC83904-018(10X)
Data File: 3M68636.D
Acq On : 04/ 1/15 17:38
Operator : SG
Sam Mult : 1 Vial# : 35
Misc : A,5ML!3
Qt Meth : 3M_A0317.M
Qt On : 04/02/15 09:51
Qt Upd On: 03/18/15 10:41
cis-1,2-Dichloroethene,T
Dibromofluoromethane ,S
1,2-Dichloroethane-d4,S
Fluorobenzene,I
Trichloroethene,M
Toluene-d8,S
Tetrachloroethene,T
Chlorobenzene-d5,I
Bromofluorobenzene,S
1,4-Dichlorobenzene-d4,I
Time-->

Form1

ORGANICS VOLATILE REPORT

Sample Number: AC83904-020
Client Id: SL-MW-6A U
Data File: 3M68628.D
Analysis Date: 04/01/15 15:29
Date Rec/Extracted: 03/24/15-NA
Column: DB-624 25M 0.200mm ID 1.12um film

Method: EPA 8260C
Matrix: Aqueous
Initial Vol: 5ml
Final Vol: NA
Dilution: 1.00
Solids: 0

Units: ug/L

Cas #	Compound	RL	Conc	Cas #	Compound	RL	Conc
71-55-6	1,1,1-Trichloroethane	1.0	U	56-23-5	Carbon Tetrachloride	1.0	U
79-34-5	1,1,2,2-Tetrachloroethane	1.0	U	108-90-7	Chlorobenzene	1.0	U
76-13-1	1,1,2-Trichloro-1,2,2-trifluor	1.0	U	75-00-3	Chloroethane	1.0	U
79-00-5	1,1,2-Trichloroethane	1.0	U	**67-66-3**	**Chloroform**	**1.0**	**2.8**
75-34-3	1,1-Dichloroethane	1.0	U	74-87-3	Chloromethane	1.0	U
75-35-4	1,1-Dichloroethene	1.0	U	156-59-2	cis-1,2-Dichloroethene	1.0	U
87-61-6	1,2,3-Trichlorobenzene	1.0	U	10061-01-5	cis-1,3-Dichloropropene	1.0	U
120-82-1	1,2,4-Trichlorobenzene	1.0	U	110-82-7	Cyclohexane	1.0	U
96-12-8	1,2-Dibromo-3-Chloropropa	1.0	U	124-48-1	Dibromochloromethane	1.0	U
106-93-4	1,2-Dibromoethane	1.0	U	75-71-8	Dichlorodifluoromethane	1.0	U
95-50-1	1,2-Dichlorobenzene	1.0	U	100-41-4	Ethylbenzene	1.0	U
107-06-2	1,2-Dichloroethane	0.50	U	98-82-8	Isopropylbenzene	1.0	U
78-87-5	1,2-Dichloropropane	1.0	U	136777612	m&p-Xylenes	1.0	U
541-73-1	1,3-Dichlorobenzene	1.0	U	79-20-9	Methyl Acetate	1.0	U
106-46-7	1,4-Dichlorobenzene	1.0	U	108-87-2	Methylcyclohexane	1.0	U
123-91-1	1,4-Dioxane	50	U	75-09-2	Methylene Chloride	1.0	U
78-93-3	2-Butanone	1.0	U	1634-04-4	Methyl-t-butyl ether	0.50	U
591-78-6	2-Hexanone	1.0	U	95-47-6	o-Xylene	1.0	U
108-10-1	4-Methyl-2-Pentanone	1.0	U	100-42-5	Styrene	1.0	U
67-64-1	Acetone	5.0	U	127-18-4	Tetrachloroethene	1.0	U
71-43-2	Benzene	0.50	U	108-88-3	Toluene	1.0	U
74-97-5	Bromochloromethane	1.0	U	156-60-5	trans-1,2-Dichloroethene	1.0	U
75-27-4	Bromodichloromethane	1.0	U	10061-02-6	trans-1,3-Dichloropropene	1.0	U
75-25-2	Bromoform	1.0	U	79-01-6	Trichloroethene	1.0	U
74-83-9	Bromomethane	1.0	U	75-69-4	Trichlorofluoromethane	1.0	U
75-15-0	Carbon Disulfide	1.0	U	75-01-4	Vinyl Chloride	1.0	U
1330-20-7	Xylenes (Total)	1.0	U				

Worksheet #: 338156

Total Target Concentration 2.8

ColumnID: (^) Indicates results from 2nd column

U - Indicates the compound was analyzed but not detected.
B - Indicates the analyte was found in the blank as well as in the sample.
E - Indicates the analyte concentration exceeds the calibration range of the instrument.
R - Retention Time Out
J - Indicates an estimated value when a compound is detected at less than the specified detection limit.
d - Pesticide %Diff>40% between columns due to coelution. Lower concentration usea

Form1e

ORGANICS VOLATILE REPORT
Tentatively Identified Compounds

Sample Number: AC83904-020
Client Id: SL-MW-6A U
Data File: 3M68628.D
Analysis Date: 04/01/15 15:29
Date Rec/Extracted: 03/24/15-NA

Matrix: Aqueous
Initial Vol: 5ml
Final Vol: NA
Dilution: 1.00
Solids:
Method: EPA 8260C

Units: ug/L

	Cas #	Compound	RT	Conc
1		No Unknown Compounds Detected	0.00	0 J

Worksheet #: 338156

Total Tentatively Identified Concentration 0

A - Indicates an aldol condensate.
J - Indicates an estimated value.
B - Indicates the analyte was found in the blank as well as in the sample.
Y - Indicates the analyte was found in the blank at <10% of the concentration of the sample.
<10% - Indicates the analyte was found in the blank at < 10% of nearest Internal Standard

Form1

ORGANICS VOLATILE REPORT

Sample Number: AC83904-022
Client Id: Field Blank U
Data File: 3M68707.D
Analysis Date: 04/02/15 14:56
Date Rec/Extracted: 03/24/15-NA
Column: DB-624 25M 0.200mm ID 1.12um film

Method: EPA 8260C
Matrix: Aqueous
Initial Vol: 5ml
Final Vol: NA
Dilution: 1.00
Solids: 0

Units: ug/L

Cas #	Compound	RL	Conc	Cas #	Compound	RL	Conc
71-55-6	1,1,1-Trichloroethane	1.0	U	56-23-5	Carbon Tetrachloride	1.0	U
79-34-5	1,1,2,2-Tetrachloroethane	1.0	U	108-90-7	Chlorobenzene	1.0	U
76-13-1	1,1,2-Trichloro-1,2,2-trifluor	1.0	U	75-00-3	Chloroethane	1.0	U
79-00-5	1,1,2-Trichloroethane	1.0	U	67-66-3	Chloroform	1.0	U
75-34-3	1,1-Dichloroethane	1.0	U	74-87-3	Chloromethane	1.0	U
75-35-4	1,1-Dichloroethene	1.0	U	156-59-2	cis-1,2-Dichloroethene	1.0	U
87-61-6	1,2,3-Trichlorobenzene	1.0	U	10061-01-5	cis-1,3-Dichloropropene	1.0	U
120-82-1	1,2,4-Trichlorobenzene	1.0	U	110-82-7	Cyclohexane	1.0	U
96-12-8	1,2-Dibromo-3-Chloropropa	1.0	U	124-48-1	Dibromochloromethane	1.0	U
106-93-4	1,2-Dibromoethane	1.0	U	75-71-8	Dichlorodifluoromethane	1.0	U
95-50-1	1,2-Dichlorobenzene	1.0	U	100-41-4	Ethylbenzene	1.0	U
107-06-2	1,2-Dichloroethane	0.50	U	98-82-8	Isopropylbenzene	1.0	U
78-87-5	1,2-Dichloropropane	1.0	U	136777612	m&p-Xylenes	1.0	U
541-73-1	1,3-Dichlorobenzene	1.0	U	79-20-9	Methyl Acetate	1.0	U
106-46-7	1,4-Dichlorobenzene	1.0	U	108-87-2	Methylcyclohexane	1.0	U
123-91-1	1,4-Dioxane	50	U	75-09-2	Methylene Chloride	1.0	U
78-93-3	2-Butanone	1.0	U	1634-04-4	Methyl-t-butyl ether	0.50	U
591-78-6	2-Hexanone	1.0	U	95-47-6	o-Xylene	1.0	U
108-10-1	4-Methyl-2-Pentanone	1.0	U	100-42-5	Styrene	1.0	U
67-64-1	Acetone	5.0	U	127-18-4	Tetrachloroethene	1.0	U
71-43-2	Benzene	0.50	U	108-88-3	Toluene	1.0	U
74-97-5	Bromochloromethane	1.0	U	156-60-5	trans-1,2-Dichloroethene	1.0	U
75-27-4	Bromodichloromethane	1.0	U	10061-02-6	trans-1,3-Dichloropropene	1.0	U
75-25-2	Bromoform	1.0	U	79-01-6	Trichloroethene	1.0	U
74-83-9	Bromomethane	1.0	U	75-69-4	Trichlorofluoromethane	1.0	U
75-15-0	Carbon Disulfide	1.0	U	75-01-4	Vinyl Chloride	1.0	U
1330-20-7	Xylenes (Total)	1.0	U				

Worksheet #: 338156

Total Target Concentration 0

ColumnID: (^) Indicates results from 2nd column

U - Indicates the compound was analyzed but not detected.
B - Indicates the analyte was found in the blank as well as in the sample.
E - Indicates the analyte concentration exceeds the calibration range of the instrument.
R - Retention Time Out
J - Indicates an estimated value when a compound is detected at less than the specified detection limit.
d - Pesticide %Diff>40% between columns due to coelution. Lower concentration used

Form1e

ORGANICS VOLATILE REPORT
Tentatively Identified Compounds

Sample Number: AC83904-022
Client Id: Field Blank U
Data File: 3M68707.D
Analysis Date: 04/02/15 14:56
Date Rec/Extracted: 03/24/15-NA

Matrix: Aqueous
Initial Vol: 5ml
Final Vol: NA
Dilution: 1.00
Solids:
Method: EPA 8260C

Units: ug/L

	Cas #	Compound	RT	Conc
1		No Unknown Compounds Detected	0.00	0 J

Worksheet #: 338156

Total Tentatively Identified Concentration 0

A - Indicates an aldol condensate.
J - Indicates an estimated value.
B - Indicates the analyte was found in the blank as well as in the sample.
Y - Indicates the analyte was found in the blank at <10% of the concentration of the sample.
<10% - Indicates the analyte was found in the blank at < 10% of nearest Internal Standard

Form3
Recovery Data
QC Batch: MBS43078

Data File	Sample ID:	Analysis Date
Spike or Dup: 11M15640.D	MBS43078	3/31/2015 6:52:00 PM
Non Spike(If applicable):		
Inst Blank(If applicable):		

Method: 8260C Matrix: Aqueous QC Type: MBS

Analyte:	Col	Spike Conc	Sample Conc	Expected Conc	Recovery	Lower Limit	Upper Limit
Chlorodifluoromethane	1	14.202	0	20	71	70	130
Dichlorodifluoromethane	1	33.2938	0	20	166*	40	160
Chloromethane	1	20.4483	0	20	102	40	160
Bromomethane	1	9.4937	0	20	47	40	160
Vinyl Chloride	1	22.0096	0	20	110	70	130
Chloroethane	1	17.96	0	20	90	40	160
Trichlorofluoromethane	1	17.5724	0	20	88	40	160
Ethyl ether	1	16.4417	0	20	82	70	130
Furan	1	15.7849	0	20	79	70	130
1,1,2-Trichloro-1,2,2-trifluoroethane	1	16.3423	0	20	82	70	130
Methylene Chloride	1	18.9273	0	20	95	70	130
Acrolein	1	70.2677	0	100	70	70	130
Acrylonitrile	1	17.823	0	20	89	70	130
Iodomethane	1	7.5136	0	20	38*	70	130
Acetone	1	87.9213	0	100	88	40	160
Carbon Disulfide	1	18.1169	0	20	91	40	160
t-Butyl Alcohol	1	105.4862	0	100	105	70	130
n-Hexane	1	15.288	0	20	76	70	130
Di-isopropyl-ether	1	17.046	0	20	85	70	130
1,1-Dichloroethene	1	20.2904	0	20	101	70	130
Methyl Acetate	1	15.3378	0	20	77	70	130
Methyl-t-butyl ether	1	17.2589	0	20	86	70	130
1,1-Dichloroethane	1	18.6491	0	20	93	70	130
trans-1,2-Dichloroethene	1	18.5516	0	20	93	70	130
Ethyl-t-butyl ether	1	16.2813	0	20	81	70	130
cis-1,2-Dichloroethene	1	17.6999	0	20	88	70	130
Bromochloromethane	1	17.7161	0	20	89	70	130
2,2-Dichloropropane	1	17.5781	0	20	88	70	130
Ethyl acetate	1	17.6623	0	20	88	70	130
1,4-Dioxane	1	1897.534	0	1000	190*	40	160
1,1-Dichloropropene	1	19.2573	0	20	96	70	130
Chloroform	1	17.6699	0	20	88	70	130
Cyclohexane	1	14.2998	0	20	71	70	130
1,2-Dichloroethane	1	17.6772	0	20	88	70	130
2-Butanone	1	18.0793	0	20	90	70	130
1,1,1-Trichloroethane	1	18.0909	0	20	90	70	130
Carbon Tetrachloride	1	15.8767	0	20	79	70	130
Vinyl Acetate	1	19.862	0	20	99	70	130
Bromodichloromethane	1	17.2201	0	20	86	70	130
Methylcyclohexane	1	14.534	0	20	73	70	130
Dibromomethane	1	17.7627	0	20	89	70	130
1,2-Dichloropropane	1	17.4715	0	20	87	70	130
Trichloroethene	1	18.6327	0	20	93	70	130
Benzene	1	18.3016	0	20	92	70	130
tert-Amyl methyl ether	1	17.0556	0	20	85	70	130
Iso-propylacetate	1	13.6247	0	20	68*	70	130
Methyl methacrylate	1	14.0151	0	20	70	70	130
Dibromochloromethane	1	12.3402	0	20	62*	70	130
2-Chloroethylvinylether	1	13.3509	0	20	67*	70	130
cis-1,3-Dichloropropene	1	13.3552	0	20	67*	70	130
trans-1,3-Dichloropropene	1	12.9	0	20	64*	70	130
Ethyl methacrylate	1	13.545	0	20	68*	70	130
1,1,2-Trichloroethane	1	14.0316	0	20	70	70	130
1,2-Dibromoethane	1	14.0532	0	20	70	70	130
1,3-Dichloropropane	1	13.8305	0	20	69*	70	130
4-Methyl-2-Pentanone	1	13.3592	0	20	67	40	160
2-Hexanone	1	13.2099	0	20	66	40	160
Tetrachloroethene	1	14.5921	0	20	73	70	130
Toluene	1	14.249	0	20	71	70	130
1,1,1,2-Tetrachloroethane	1	12.6139	0	20	63*	70	130
Chlorobenzene	1	14.4236	0	20	72	70	130
n-Butyl acrylate	1	13.2352	0	20	66*	70	130

* - Indicates outside of limits # - Indicates outside of standard limits but within method exceedance limits

Form3
Recovery Data
QC Batch: MBS43078

n-Amyl acetate	1	13.398	0	20	67*	70	130
Bromoform	1	12.6715	0	20	63*	70	130
Ethylbenzene	1	13.9548	0	20	70	70	130
1,1,2,2-Tetrachloroethane	1	16.1667	0	20	81	70	130
Styrene	1	14.6845	0	20	73	70	130
m&p-Xylenes	1	29.1389	0	40	73	70	130
o-Xylene	1	14.4511	0	20	72	70	130
trans-1,4-Dichloro-2-butene	1	9.319	0	20	47*	70	130
1,3-Dichlorobenzene	1	15.241	0	20	76	70	130
1,4-Dichlorobenzene	1	15.3706	0	20	77	70	130
1,2-Dichlorobenzene	1	15.6611	0	20	78	70	130
Isopropylbenzene	1	14.3893	0	20	72	70	130
Cyclohexanone	1	27.1872	0	100	27*	70	130
Camphene	1	12.3245	0	20	62*	70	130
1,2,3-Trichloropropane	1	13.0684	0	20	65*	70	130
2-Chlorotoluene	1	15.0866	0	20	75	70	130
p-Ethyltoluene	1	13.0139	0	20	65*	70	130
4-Chlorotoluene	1	15.011	0	20	75	70	130
n-Propylbenzene	1	14.4602	0	20	72	70	130
Bromobenzene	1	14.0775	0	20	70	70	130
1,3,5-Trimethylbenzene	1	15.5316	0	20	78	70	130
Butyl methacrylate	1	13.6446	0	20	68*	70	130
t-Butylbenzene	1	14.9825	0	20	75	70	130
1,2,4-Trimethylbenzene	1	15.2099	0	20	76	70	130
sec-Butylbenzene	1	13.2689	0	20	66*	70	130
4-Isopropyltoluene	1	16.0304	0	20	80	70	130
n-Butylbenzene	1	15.532	0	20	78	70	130
p-Diethylbenzene	1	13.2107	0	20	66*	70	130
1,2,4,5-Tetramethylbenzene	1	12.6381	0	20	63*	70	130
1,2-Dibromo-3-Chloropropane	1	16.4997	0	20	82	40	160
Camphor	1	148.4363	0	200	74	70	130
Hexachlorobutadiene	1	18.5511	0	20	93	70	130
1,2,4-Trichlorobenzene	1	19.2573	0	20	96	70	130
1,2,3-Trichlorobenzene	1	25.3047	0	20	127	70	130
Naphthalene	1	17.8443	0	20	89	40	160

* - Indicates outside of limits # - Indicates outside of standard limits but within method exceedance limits

Form3
Recovery Data
QC Batch: MBS43089

Data File	Sample ID:	Analysis Date
Spike or Dup: 3M68621.D	MBS43089	4/1/2015 1:36:00 PM
Non Spike(If applicable):		
Inst Blank(If applicable):		

Method: 8260C Matrix: Aqueous QC Type: MBS

Analyte:	Col	Spike Conc	Sample Conc	Expected Conc	Recovery	Lower Limit	Upper Limit
Chlorodifluoromethane	1	21.4612	0	20	107	70	130
Dichlorodifluoromethane	1	20.5394	0	20	103	40	160
Chloromethane	1	18.7096	0	20	94	40	160
Bromomethane	1	16.3234	0	20	82	40	160
Vinyl Chloride	1	19.1533	0	20	96	70	130
Chloroethane	1	16.5394	0	20	83	40	160
Trichlorofluoromethane	1	20.7883	0	20	104	40	160
Ethyl ether	1	26.033	0	20	130	70	130
Furan	1	19.5514	0	20	98	70	130
1,1,2-Trichloro-1,2,2-trifluoroethane	1	19.3473	0	20	97	70	130
Methylene Chloride	1	18.064	0	20	90	70	130
Acrolein	1	104.6442	0	100	105	70	130
Acrylonitrile	1	14.6198	0	20	73	70	130
Iodomethane	1	21.5781	0	20	108	70	130
Acetone	1	75.6053	0	100	76	40	160
Carbon Disulfide	1	18.6295	0	20	93	40	160
t-Butyl Alcohol	1	100.8919	0	100	101	70	130
n-Hexane	1	14.6217	0	20	73	70	130
Di-isopropyl-ether	1	18.219	0	20	91	70	130
1,1-Dichloroethene	1	22.0838	0	20	110	70	130
Methyl Acetate	1	14.2153	0	20	71	70	130
Methyl-t-butyl ether	1	20.8192	0	20	104	70	130
1,1-Dichloroethane	1	20.0719	0	20	100	70	130
trans-1,2-Dichloroethene	1	18.51	0	20	93	70	130
Ethyl-t-butyl ether	1	19.3888	0	20	97	70	130
cis-1,2-Dichloroethene	1	17.9252	0	20	90	70	130
Bromochloromethane	1	15.9618	0	20	80	70	130
2,2-Dichloropropane	1	18.8815	0	20	94	70	130
Ethyl acetate	1	14.3327	0	20	72	70	130
1,4-Dioxane	1	858.2874	0	1000	86	40	160
1,1-Dichloropropene	1	18.2541	0	20	91	70	130
Chloroform	1	19.5714	0	20	98	70	130
Cyclohexane	1	14.1361	0	20	71	70	130
1,2-Dichloroethane	1	15.3901	0	20	77	70	130
2-Butanone	1	12.3611	0	20	62*	70	130
1,1,1-Trichloroethane	1	16.2663	0	20	81	70	130
Carbon Tetrachloride	1	17.9274	0	20	90	70	130
Vinyl Acetate	1	17.9284	0	20	90	70	130
Bromodichloromethane	1	15.9176	0	20	80	70	130
Methylcyclohexane	1	18.8877	0	20	94	70	130
Dibromomethane	1	20.0614	0	20	100	70	130
1,2-Dichloropropane	1	15.7799	0	20	79	70	130
Trichloroethene	1	24.2391	0	20	121	70	130
Benzene	1	20.332	0	20	102	70	130
tert-Amyl methyl ether	1	19.2806	0	20	96	70	130
Iso-propylacetate	1	15.205	0	20	76	70	130
Methyl methacrylate	1	10.573	0	20	53*	70	130
Dibromochloromethane	1	15.3001	0	20	77	70	130
2-Chloroethylvinylether	1	9.3791	0	20	47*	70	130
cis-1,3-Dichloropropene	1	16.774	0	20	84	70	130
trans-1,3-Dichloropropene	1	11.7102	0	20	59*	70	130
Ethyl methacrylate	1	10.9061	0	20	55*	70	130
1,1,2-Trichloroethane	1	16.5597	0	20	83	70	130
1,2-Dibromoethane	1	15.231	0	20	76	70	130
1,3-Dichloropropane	1	17.1252	0	20	86	70	130
4-Methyl-2-Pentanone	1	10.1767	0	20	51	40	160
2-Hexanone	1	6.5263	0	20	33*	40	160
Tetrachloroethene	1	19.5154	0	20	98	70	130
Toluene	1	18.8385	0	20	94	70	130
1,1,1,2-Tetrachloroethane	1	16.7418	0	20	84	70	130
Chlorobenzene	1	19.0888	0	20	95	70	130
n-Butyl acrylate	1	8.2151	0	20	41*	70	130

* - Indicates outside of limits # - Indicates outside of standard limits but within method exceedance limits

Form3
Recovery Data
QC Batch: MBS43089

n-Amyl acetate	1	8.0247	0	20	40*	70	130
Bromoform	1	14.015	0	20	70	70	130
Ethylbenzene	1	14.507	0	20	73	70	130
1,1,2,2-Tetrachloroethane	1	13.9544	0	20	70	70	130
Styrene	1	14.5452	0	20	73	70	130
m&p-Xylenes	1	32.1372	0	40	80	70	130
o-Xylene	1	15.4466	0	20	77	70	130
trans-1,4-Dichloro-2-butene	1	12.4351	0	20	62*	70	130
1,3-Dichlorobenzene	1	13.7129	0	20	69*	70	130
1,4-Dichlorobenzene	1	14.0046	0	20	70	70	130
1,2-Dichlorobenzene	1	15.8841	0	20	79	70	130
Isopropylbenzene	1	16.0997	0	20	80	70	130
Cyclohexanone	1	17.8054	0	100	18*	70	130
Camphene	1	7.8754	0	20	39*	70	130
1,2,3-Trichloropropane	1	11.3552	0	20	57*	70	130
2-Chlorotoluene	1	16.0469	0	20	80	70	130
p-Ethyltoluene	1	13.4326	0	20	67*	70	130
4-Chlorotoluene	1	12.3639	0	20	62*	70	130
n-Propylbenzene	1	12.7947	0	20	64*	70	130
Bromobenzene	1	14.0927	0	20	70	70	130
1,3,5-Trimethylbenzene	1	15.7006	0	20	79	70	130
Butyl methacrylate	1	7.5438	0	20	38*	70	130
t-Butylbenzene	1	12.5776	0	20	63*	70	130
1,2,4-Trimethylbenzene	1	17.6141	0	20	88	70	130
sec-Butylbenzene	1	10.7656	0	20	54*	70	130
4-Isopropyltoluene	1	13.3511	0	20	67*	70	130
n-Butylbenzene	1	9.5632	0	20	48*	70	130
p-Diethylbenzene	1	11.6806	0	20	58*	70	130
1,2,4,5-Tetramethylbenzene	1	14.2439	0	20	71	70	130
1,2-Dibromo-3-Chloropropane	1	10.0534	0	20	50	40	160
Camphor	1	85.3302	0	200	43*	70	130
Hexachlorobutadiene	1	10.7105	0	20	54*	70	130
1,2,4-Trichlorobenzene	1	10.2614	0	20	51*	70	130
1,2,3-Trichlorobenzene	1	13.6597	0	20	68*	70	130
Naphthalene	1	16.032	0	20	80	40	160

* - Indicates outside of limits # - Indicates outside of standard limits but within method exceedance limits

Form3
Recovery Data
QC Batch: MBS43103

Data File	Sample ID:	Analysis Date
Spike or Dup: 3M68704.D	MBS43103	4/2/2015 2:06:00 PM
Non Spike(If applicable):		
Inst Blank(If applicable):		

Method: 8260C Matrix: Aqueous QC Type: MBS

Analyte:	Col	Spike Conc	Sample Conc	Expected Conc	Recovery	Lower Limit	Upper Limit
Chlorodifluoromethane	1	14.1348	0	20	71	70	130
Dichlorodifluoromethane	1	17.2626	0	20	86	40	160
Chloromethane	1	14.5665	0	20	73	40	160
Bromomethane	1	18.9636	0	20	95	40	160
Vinyl Chloride	1	20.6553	0	20	103	70	130
Chloroethane	1	17.6698	0	20	88	40	160
Trichlorofluoromethane	1	23.6848	0	20	118	40	160
Ethyl ether	1	22.7581	0	20	114	70	130
Furan	1	21.7947	0	20	109	70	130
1,1,2-Trichloro-1,2,2-trifluoroethane	1	17.9594	0	20	90	70	130
Methylene Chloride	1	19.9077	0	20	100	70	130
Acrolein	1	86.0219	0	100	86	70	130
Acrylonitrile	1	12.1746	0	20	61*	70	130
Iodomethane	1	23.6152	0	20	118	70	130
Acetone	1	57.5029	0	100	58	40	160
Carbon Disulfide	1	19.4034	0	20	97	40	160
t-Butyl Alcohol	1	76.6828	0	100	77	70	130
n-Hexane	1	15.2343	0	20	76	70	130
Di-isopropyl-ether	1	17.257	0	20	86	70	130
1,1-Dichloroethene	1	21.7828	0	20	109	70	130
Methyl Acetate	1	11.0673	0	20	55*	70	130
Methyl-t-butyl ether	1	17.2639	0	20	86	70	130
1,1-Dichloroethane	1	18.6391	0	20	93	70	130
trans-1,2-Dichloroethene	1	22.3597	0	20	112	70	130
Ethyl-t-butyl ether	1	19.3172	0	20	97	70	130
cis-1,2-Dichloroethene	1	19.8774	0	20	99	70	130
Bromochloromethane	1	17.2158	0	20	86	70	130
2,2-Dichloropropane	1	18.8679	0	20	94	70	130
Ethyl acetate	1	13.6821	0	20	68*	70	130
1,4-Dioxane	1	467.1074	0	1000	47	40	160
1,1-Dichloropropene	1	19.1599	0	20	96	70	130
Chloroform	1	18.6433	0	20	93	70	130
Cyclohexane	1	16.0781	0	20	80	70	130
1,2-Dichloroethane	1	15.7078	0	20	79	70	130
2-Butanone	1	8.5974	0	20	43*	70	130
1,1,1-Trichloroethane	1	17.4059	0	20	87	70	130
Carbon Tetrachloride	1	20.0902	0	20	100	70	130
Vinyl Acetate	1	16.3715	0	20	82	70	130
Bromodichloromethane	1	16.4033	0	20	82	70	130
Methylcyclohexane	1	22.5382	0	20	113	70	130
Dibromomethane	1	20.1714	0	20	101	70	130
1,2-Dichloropropane	1	15.4857	0	20	77	70	130
Trichloroethene	1	22.5464	0	20	113	70	130
Benzene	1	19.8525	0	20	99	70	130
tert-Amyl methyl ether	1	17.8326	0	20	89	70	130
Iso-propylacetate	1	14.2016	0	20	71	70	130
Methyl methacrylate	1	9.5842	0	20	48*	70	130
Dibromochloromethane	1	15.2312	0	20	76	70	130
2-Chloroethylvinylether	1	14.7125	0	20	74	70	130
cis-1,3-Dichloropropene	1	18.385	0	20	92	70	130
trans-1,3-Dichloropropene	1	14.219	0	20	71	70	130
Ethyl methacrylate	1	12.407	0	20	62*	70	130
1,1,2-Trichloroethane	1	17.6542	0	20	88	70	130
1,2-Dibromoethane	1	16.4432	0	20	82	70	130
1,3-Dichloropropane	1	17.7695	0	20	89	70	130
4-Methyl-2-Pentanone	1	8.5721	0	20	43	40	160
2-Hexanone	1	5.2238	0	20	26*	40	160
Tetrachloroethene	1	20.9349	0	20	105	70	130
Toluene	1	19.4349	0	20	97	70	130
1,1,1,2-Tetrachloroethane	1	18.1262	0	20	91	70	130
Chlorobenzene	1	18.8174	0	20	94	70	130
n-Butyl acrylate	1	8.2092	0	20	41*	70	130

* - Indicates outside of limits # - Indicates outside of standard limits but within method exceedance limits

Form3
Recovery Data
QC Batch: MBS43103

n-Amyl acetate	1	8.0839	0	20	40*	70	130
Bromoform	1	13.8654	0	20	69*	70	130
Ethylbenzene	1	17.0861	0	20	85	70	130
1,1,2,2-Tetrachloroethane	1	12.7728	0	20	64*	70	130
Styrene	1	16.2772	0	20	81	70	130
m&p-Xylenes	1	35.2396	0	40	88	70	130
o-Xylene	1	15.9064	0	20	80	70	130
trans-1,4-Dichloro-2-butene	1	12.8824	0	20	64*	70	130
1,3-Dichlorobenzene	1	15.0691	0	20	75	70	130
1,4-Dichlorobenzene	1	14.5474	0	20	73	70	130
1,2-Dichlorobenzene	1	16.0317	0	20	80	70	130
Isopropylbenzene	1	17.3129	0	20	87	70	130
Cyclohexanone	1	22.7039	0	100	23*	70	130
Camphene	1	8.9708	0	20	45*	70	130
1,2,3-Trichloropropane	1	10.8405	0	20	54*	70	130
2-Chlorotoluene	1	16.4827	0	20	82	70	130
p-Ethyltoluene	1	16.4631	0	20	82	70	130
4-Chlorotoluene	1	14.5017	0	20	73	70	130
n-Propylbenzene	1	14.0915	0	20	70	70	130
Bromobenzene	1	13.9595	0	20	70	70	130
1,3,5-Trimethylbenzene	1	18.321	0	20	92	70	130
Butyl methacrylate	1	9.1581	0	20	46*	70	130
t-Butylbenzene	1	14.856	0	20	74	70	130
1,2,4-Trimethylbenzene	1	19.5579	0	20	98	70	130
sec-Butylbenzene	1	13.4115	0	20	67*	70	130
4-Isopropyltoluene	1	15.8333	0	20	79	70	130
n-Butylbenzene	1	12.1745	0	20	61*	70	130
p-Diethylbenzene	1	13.8154	0	20	69*	70	130
1,2,4,5-Tetramethylbenzene	1	15.7926	0	20	79	70	130
1,2-Dibromo-3-Chloropropane	1	10.1887	0	20	51	40	160
Camphor	1	65.1567	0	200	33*	70	130
Hexachlorobutadiene	1	13.6662	0	20	68*	70	130
1,2,4-Trichlorobenzene	1	10.5793	0	20	53*	70	130
1,2,3-Trichlorobenzene	1	12.2493	0	20	61*	70	130
Naphthalene	1	11.7284	0	20	59	40	160

* - Indicates outside of limits # - Indicates outside of standard limits but within method exceedance limits

Form3
Recovery Data
QC Batch: MBS43078

	Data File	Sample ID:	Analysis Date
Spike or Dup:	11M15652.D	AC83904-005(MS:AC83904-001	3/31/2015 11:50:00 PM
Non Spike(If applicable):	11M15654.D	AC83904-001	4/1/2015 12:39:00 AM
Inst Blank(If applicable):			

Method: 8260C Matrix: Aqueous QC Type: MS

Analyte:	Col	Spike Conc	Sample Conc	Expected Conc	Recovery	Lower Limit	Upper Limit
Chlorodifluoromethane	1	11.6864	0	20	58*	70	130
Dichlorodifluoromethane	1	36.1256	0	20	181*	40	160
Chloromethane	1	23.5325	0	20	118	40	160
Bromomethane	1	14.7034	0	20	74	40	160
Vinyl Chloride	1	25.3319	0	20	127	70	130
Chloroethane	1	20.4468	0	20	102	40	160
Trichlorofluoromethane	1	19.77	0	20	99	40	160
Ethyl ether	1	18.4087	0	20	92	70	130
Furan	1	17.3558	0	20	87	70	130
1,1,2-Trichloro-1,2,2-trifluoroethane	1	18.089	0	20	90	70	130
Methylene Chloride	1	21.3461	0	20	107	70	130
Acrolein	1	79.6466	0	100	80	70	130
Acrylonitrile	1	20.2845	0	20	101	70	130
Iodomethane	1	9.872	0	20	49*	70	130
Acetone	1	89.7354	0	100	90	40	160
Carbon Disulfide	1	20.674	0	20	103	40	160
t-Butyl Alcohol	1	104.4503	0	100	104	70	130
n-Hexane	1	16.2278	0	20	81	70	130
Di-isopropyl-ether	1	19.628	0	20	98	70	130
1,1-Dichloroethene	1	22.88	0	20	114	70	130
Methyl Acetate	1	16.8864	0	20	84	70	130
Methyl-t-butyl ether	1	19.9492	0	20	100	70	130
1,1-Dichloroethane	1	21.3404	0	20	107	70	130
trans-1,2-Dichloroethene	1	21.5618	0	20	108	70	130
Ethyl-t-butyl ether	1	18.7143	0	20	94	70	130
cis-1,2-Dichloroethene	1	20.5835	0	20	103	70	130
Bromochloromethane	1	20.5318	0	20	103	70	130
2,2-Dichloropropane	1	17.4342	0	20	87	70	130
Ethyl acetate	1	19.0375	0	20	95	70	130
1,4-Dioxane	1	1706.798	0	1000	171*	40	160
1,1-Dichloropropene	1	21.7255	0	20	109	70	130
Chloroform	1	20.4189	0	20	102	70	130
Cyclohexane	1	16.7733	0	20	84	70	130
1,2-Dichloroethane	1	20.0423	0	20	100	70	130
2-Butanone	1	19.0636	0	20	95	70	130
1,1,1-Trichloroethane	1	20.5556	0	20	103	70	130
Carbon Tetrachloride	1	18.1574	0	20	91	70	130
Vinyl Acetate	1	22.0619	0	20	110	70	130
Bromodichloromethane	1	19.6776	0	20	98	70	130
Methylcyclohexane	1	16.3689	0	20	82	70	130
Dibromomethane	1	20.5469	0	20	103	70	130
1,2-Dichloropropane	1	20.2516	0	20	101	70	130
Trichloroethene	1	21.848	0	20	109	70	130
Benzene	1	21.2389	0	20	106	70	130
tert-Amyl methyl ether	1	19.5922	0	20	98	70	130
Iso-propylacetate	1	15.0263	0	20	75	70	130
Methyl methacrylate	1	15.3757	0	20	77	70	130
Dibromochloromethane	1	14.2641	0	20	71	70	130
2-Chloroethylvinylether	1	0	0	20	0*	70	130
cis-1,3-Dichloropropene	1	14.7897	0	20	74	70	130
trans-1,3-Dichloropropene	1	14.7582	0	20	74	70	130
Ethyl methacrylate	1	15.5388	0	20	78	70	130
1,1,2-Trichloroethane	1	15.9137	0	20	80	70	130
1,2-Dibromoethane	1	15.6761	0	20	78	70	130
1,3-Dichloropropane	1	16.0187	0	20	80	70	130
4-Methyl-2-Pentanone	1	14.8593	0	20	74	40	160
2-Hexanone	1	15.0336	0	20	75	40	160
Tetrachloroethene	1	30.9041	14.4445	20	82	70	130
Toluene	1	16.1715	0	20	81	70	130
1,1,1,2-Tetrachloroethane	1	14.6994	0	20	73	70	130
Chlorobenzene	1	16.3789	0	20	82	70	130
n-Butyl acrylate	1	15.2234	0	20	76	70	130

* - Indicates outside of limits # - Indicates outside of standard limits but within method exceedance limits

Form3
Recovery Data
QC Batch: MBS43078

n-Amyl acetate	1	15.0278	0	20	75	70	130
Bromoform	1	14.9907	0	20	75	70	130
Ethylbenzene	1	15.6035	0	20	78	70	130
1,1,2,2-Tetrachloroethane	1	18.3785	0	20	92	70	130
Styrene	1	16.734	0	20	84	70	130
m&p-Xylenes	1	32.7362	0	40	82	70	130
o-Xylene	1	16.6295	0	20	83	70	130
trans-1,4-Dichloro-2-butene	1	9.229	0	20	46*	70	130
1,3-Dichlorobenzene	1	17.2475	0	20	86	70	130
1,4-Dichlorobenzene	1	17.3867	0	20	87	70	130
1,2-Dichlorobenzene	1	18.1033	0	20	91	70	130
Isopropylbenzene	1	16.3706	0	20	82	70	130
Cyclohexanone	1	26.3894	0	100	26*	70	130
Camphene	1	3.2635	0	20	16*	70	130
1,2,3-Trichloropropane	1	15.1435	0	20	76	70	130
2-Chlorotoluene	1	16.7083	0	20	84	70	130
p-Ethyltoluene	1	14.988	0	20	75	70	130
4-Chlorotoluene	1	17.0685	0	20	85	70	130
n-Propylbenzene	1	16.3594	0	20	82	70	130
Bromobenzene	1	15.254	0	20	76	70	130
1,3,5-Trimethylbenzene	1	17.2843	0	20	86	70	130
Butyl methacrylate	1	15.5495	0	20	78	70	130
t-Butylbenzene	1	16.9304	0	20	85	70	130
1,2,4-Trimethylbenzene	1	17.212	0	20	86	70	130
sec-Butylbenzene	1	15.0704	0	20	75	70	130
4-Isopropyltoluene	1	18.1191	0	20	91	70	130
n-Butylbenzene	1	17.2482	0	20	86	70	130
p-Diethylbenzene	1	14.7227	0	20	74	70	130
1,2,4,5-Tetramethylbenzene	1	14.6256	0	20	73	70	130
1,2-Dibromo-3-Chloropropane	1	19.2579	0	20	96	40	160
Camphor	1	157.0241	0	200	79	70	130
Hexachlorobutadiene	1	19.3228	0	20	97	70	130
1,2,4-Trichlorobenzene	1	21.3725	0	20	107	70	130
1,2,3-Trichlorobenzene	1	26.3363	0	20	132*	70	130
Naphthalene	1	19.9827	0	20	100	40	160

* - Indicates outside of limits # - Indicates outside of standard limits but within method exceedance limits

Form3
Recovery Data
QC Batch: MBS43078

	Data File	Sample ID:	Analysis Date
Spike or Dup:	11M15653.D	AC83904-007(MSD:AC83904-0	4/1/2015 12:15:00 AM
Non Spike(If applicable):	11M15654.D	AC83904-001	4/1/2015 12:39:00 AM
Inst Blank(If applicable):			

Method: 8260C Matrix: Aqueous QC Type: MSD

Analyte:	Col	Spike Conc	Sample Conc	Expected Conc	Recovery	Lower Limit	Upper Limit
Chlorodifluoromethane	1	11.4307	0	20	57*	70	130
Dichlorodifluoromethane	1	36.163	0	20	181*	40	160
Chloromethane	1	23.6566	0	20	118	40	160
Bromomethane	1	16.4604	0	20	82	40	160
Vinyl Chloride	1	25.154	0	20	126	70	130
Chloroethane	1	20.0296	0	20	100	40	160
Trichlorofluoromethane	1	19.522	0	20	98	40	160
Ethyl ether	1	18.6622	0	20	93	70	130
Furan	1	17.0238	0	20	85	70	130
1,1,2-Trichloro-1,2,2-trifluoroethane	1	18.0643	0	20	90	70	130
Methylene Chloride	1	20.9232	0	20	105	70	130
Acrolein	1	78.9361	0	100	79	70	130
Acrylonitrile	1	20.1076	0	20	101	70	130
Iodomethane	1	11.6604	0	20	58*	70	130
Acetone	1	86.1595	0	100	86	40	160
Carbon Disulfide	1	20.2853	0	20	101	40	160
t-Butyl Alcohol	1	100.3194	0	100	100	70	130
n-Hexane	1	16.3553	0	20	82	70	130
Di-isopropyl-ether	1	19.5814	0	20	98	70	130
1,1-Dichloroethene	1	22.3293	0	20	112	70	130
Methyl Acetate	1	15.9435	0	20	80	70	130
Methyl-t-butyl ether	1	19.8084	0	20	99	70	130
1,1-Dichloroethane	1	20.5922	0	20	103	70	130
trans-1,2-Dichloroethene	1	21.4054	0	20	107	70	130
Ethyl-t-butyl ether	1	18.5858	0	20	93	70	130
cis-1,2-Dichloroethene	1	20.318	0	20	102	70	130
Bromochloromethane	1	20.5502	0	20	103	70	130
2,2-Dichloropropane	1	17.0501	0	20	85	70	130
Ethyl acetate	1	18.9031	0	20	95	70	130
1,4-Dioxane	1	1534.175	0	1000	153	40	160
1,1-Dichloropropene	1	21.7791	0	20	109	70	130
Chloroform	1	20.1906	0	20	101	70	130
Cyclohexane	1	16.1935	0	20	81	70	130
1,2-Dichloroethane	1	19.8996	0	20	99	70	130
2-Butanone	1	15.6406	0	20	78	70	130
1,1,1-Trichloroethane	1	20.6855	0	20	103	70	130
Carbon Tetrachloride	1	17.9525	0	20	90	70	130
Vinyl Acetate	1	22.0169	0	20	110	70	130
Bromodichloromethane	1	20.0435	0	20	100	70	130
Methylcyclohexane	1	15.8384	0	20	79	70	130
Dibromomethane	1	20.271	0	20	101	70	130
1,2-Dichloropropane	1	19.8992	0	20	99	70	130
Trichloroethene	1	21.4057	0	20	107	70	130
Benzene	1	20.9634	0	20	105	70	130
tert-Amyl methyl ether	1	19.4508	0	20	97	70	130
Iso-propylacetate	1	15.1758	0	20	76	70	130
Methyl methacrylate	1	14.9173	0	20	75	70	130
Dibromochloromethane	1	14.414	0	20	72	70	130
2-Chloroethylvinylether	1	0	0	20	0*	70	130
cis-1,3-Dichloropropene	1	14.8848	0	20	74	70	130
trans-1,3-Dichloropropene	1	14.9792	0	20	75	70	130
Ethyl methacrylate	1	15.4818	0	20	77	70	130
1,1,2-Trichloroethane	1	15.9387	0	20	80	70	130
1,2-Dibromoethane	1	15.95	0	20	80	70	130
1,3-Dichloropropane	1	16.0831	0	20	80	70	130
4-Methyl-2-Pentanone	1	14.4343	0	20	72	40	160
2-Hexanone	1	14.5089	0	20	73	40	160
Tetrachloroethene	1	31.0372	14.4445	20	83	70	130
Toluene	1	16.2619	0	20	81	70	130
1,1,1,2-Tetrachloroethane	1	14.7815	0	20	74	70	130
Chlorobenzene	1	16.4786	0	20	82	70	130
n-Butyl acrylate	1	15.2786	0	20	76	70	130

* - Indicates outside of limits # - Indicates outside of standard limits but within method exceedance limits

Form3
Recovery Data
QC Batch: MBS43078

n-Amyl acetate	1	14.8573	0	20	74	70	130
Bromoform	1	14.9024	0	20	75	70	130
Ethylbenzene	1	15.6345	0	20	78	70	130
1,1,2,2-Tetrachloroethane	1	18.545	0	20	93	70	130
Styrene	1	16.6699	0	20	83	70	130
m&p-Xylenes	1	33.4114	0	40	84	70	130
o-Xylene	1	16.4374	0	20	82	70	130
trans-1,4-Dichloro-2-butene	1	9.4426	0	20	47*	70	130
1,3-Dichlorobenzene	1	17.1858	0	20	86	70	130
1,4-Dichlorobenzene	1	17.3149	0	20	87	70	130
1,2-Dichlorobenzene	1	17.976	0	20	90	70	130
Isopropylbenzene	1	16.1708	0	20	81	70	130
Cyclohexanone	1	24.3767	0	100	24*	70	130
Camphene	1	3.0351	0	20	15*	70	130
1,2,3-Trichloropropane	1	15.0179	0	20	75	70	130
2-Chlorotoluene	1	16.4908	0	20	82	70	130
p-Ethyltoluene	1	14.6639	0	20	73	70	130
4-Chlorotoluene	1	16.7353	0	20	84	70	130
n-Propylbenzene	1	16.2624	0	20	81	70	130
Bromobenzene	1	15.3113	0	20	77	70	130
1,3,5-Trimethylbenzene	1	17.4884	0	20	87	70	130
Butyl methacrylate	1	15.7646	0	20	79	70	130
t-Butylbenzene	1	16.9079	0	20	85	70	130
1,2,4-Trimethylbenzene	1	17.2006	0	20	86	70	130
sec-Butylbenzene	1	14.992	0	20	75	70	130
4-Isopropyltoluene	1	18.1951	0	20	91	70	130
n-Butylbenzene	1	17.392	0	20	87	70	130
p-Diethylbenzene	1	14.8064	0	20	74	70	130
1,2,4,5-Tetramethylbenzene	1	14.7777	0	20	74	70	130
1,2-Dibromo-3-Chloropropane	1	18.5947	0	20	93	40	160
Camphor	1	149.0012	0	200	75	70	130
Hexachlorobutadiene	1	21.254	0	20	106	70	130
1,2,4-Trichlorobenzene	1	21.3646	0	20	107	70	130
1,2,3-Trichlorobenzene	1	29.6214	0	20	148*	70	130
Naphthalene	1	19.7514	0	20	99	40	160

* - Indicates outside of limits # - Indicates outside of standard limits but within method exceedance limits

Form1
Inorganic Analysis Data Sheet

Sample ID: MB 42376
Client Id: MB 42376
Matrix: AQUEOUS
Level: LOW

% Solid: 0
Units: UG/L

Lab Name: Veritech
Lab Code:

Cas No.	Analyte	RL	Conc	Dil Fact	Initial Wt/Vol	Final Wt/Vol	Analysis Date	Prep Batch	File:	Seq Num	M	Instr
7440-36-0	Antimony	3.0	ND	1	50	100	04/02/15	42376	SW40115C	16	MS	MS2_7500SWA
7440-38-2	Arsenic	2.0	ND	1	50	100	04/02/15	42376	SW40115C	16	MS	MS2_7500SWA
7440-41-7	Beryllium	1.0	ND	1	50	100	04/02/15	42376	SW40115C	16	MS	MS2_7500SWA
7440-43-9	Cadmium	2.0	ND	1	50	100	04/02/15	42376	SW40115C	16	MS	MS2_7500SWA
7440-48-4	Cobalt	2.0	ND	1	50	100	04/02/15	42376	SW40115C	16	MS	MS2_7500SWA
7439-92-1	Lead	3.0	ND	1	50	100	04/02/15	42376	SW40115C	16	MS	MS2_7500SWA
7782-49-2	Selenium	10	ND	1	50	100	04/02/15	42376	SW40115C	16	MS	MS2_7500SWA
7440-28-0	Thallium	2.0	ND	1	50	100	04/02/15	42376	SW40115C	16	MS	MS2_7500SWA

Comments: _____

Flag Codes:

U or ND - Indicates Compound was not found above the detection/reporting limit
P - ICP-AES
CV -ColdVapor
MS - ICP-MS

Form1
Inorganic Analysis Data Sheet

Sample ID: MB 42376 (1) % Solid: 0 Lab Name: Veritech
Client Id: MB 42376 (1) Units: UG/L Lab Code:
Matrix: AQUEOUS
Level: LOW

Cas No.	Analyte	RL	Conc	Dil Fact	Initial Wt/Vol	Final Wt/Vol	Analysis Date	Prep Batch	File:	Seq Num	M	Instr
7429-90-5	Aluminum	200	ND	1	50	50	04/02/15	42376	SW17624C2	30	P	PEICP2A
7440-36-0	Antimony	20	ND	1	50	50	04/01/15	42376	SW17611A2	12	P	PEICP2A
7440-38-2	Arsenic	20	ND	1	50	50	04/01/15	42376	SW17611A2	12	P	PEICP2A
7440-39-3	Barium	50	ND	1	50	50	04/01/15	42376	SW17611A2	12	P	PEICP2A
7440-41-7	Beryllium	12	ND	1	50	50	04/01/15	42376	SW17611A2	12	P	PEICP2A
7440-43-9	Cadmium	12	ND	1	50	50	04/01/15	42376	SW17611A2	12	P	PEICP2A
7440-70-2	Calcium	5000	ND	1	50	50	04/01/15	42376	SW17611A2	12	P	PEICP2A
7440-47-3	Chromium	50	ND	1	50	50	04/01/15	42376	SW17611A2	12	P	PEICP2A
7440-48-4	Cobalt	20	ND	1	50	50	04/01/15	42376	SW17611A2	12	P	PEICP2A
7440-50-8	Copper	50	ND	1	50	50	04/01/15	42376	SW17611A2	12	P	PEICP2A
7439-89-6	Iron	300	ND	1	50	50	04/01/15	42376	SW17611A2	12	P	PEICP2A
7439-92-1	Lead	12	ND	1	50	50	04/01/15	42376	SW17611A2	12	P	PEICP2A
7439-95-4	Magnesium	5000	ND	1	50	50	04/01/15	42376	SW17611A2	12	P	PEICP2A
7439-96-5	Manganese	40	ND	1	50	50	04/01/15	42376	SW17611A2	12	P	PEICP2A
7439-97-6	Mercury	0.70	ND	1	25	25	04/02/15	42376	H17611SW	11	CV	HGCV2A
7439-98-7	Molybdenum	20	ND	1	50	50	04/01/15	42376	SW17611A2	12	P	PEICP2A
7440-02-0	Nickel	50	ND	1	50	50	04/01/15	42376	SW17611A2	12	P	PEICP2A
7440-09-7	Potassium	5000	ND	1	50	50	04/01/15	42376	SW17611B2	11	P	PEICPRAD2A
7782-49-2	Selenium	40	ND	1	50	50	04/01/15	42376	SW17611A2	12	P	PEICP2A
7440-22-4	Silver	20	ND	1	50	50	04/01/15	42376	SW17611A2	12	P	PEICP2A
7440-23-5	Sodium	5000	ND	1	50	50	04/01/15	42376	SW17611B2	11	P	PEICPRAD2A
7440-28-0	Thallium	20	ND	1	50	50	04/01/15	42376	SW17611A2	12	P	PEICP2A
7440-31-5	Tin	50	ND	1	50	50	04/01/15	42376	SW17611A2	12	P	PEICP2A
7440-32-6	Titanium	50	ND	1	50	50	04/01/15	42376	SW17611A2	12	P	PEICP2A
7440-62-2	Vanadium	50	ND	1	50	50	04/01/15	42376	SW17611A2	12	P	PEICP2A
7440-66-6	Zinc	50	ND	1	50	50	04/01/15	42376	SW17611A2	12	P	PEICP2A

Comments: _____

Flag Codes:

U or ND - Indicates Compound was not found above the detection/reporting limit
P - ICP-AES
CV -ColdVapor
MS - ICP-MS

Form1
Inorganic Analysis Data Sheet

Sample ID: MB 42377
Client Id: MB 42377
Matrix: AQUEOUS
Level: LOW

% Solid: 0
Units: UG/L

Lab Name: Veritech
Lab Code:

Cas No.	Analyte	RL	Conc	Dil Fact	Initial Wt/Vol	Final Wt/Vol	Analysis Date	Prep Batch	File:	Seq Num	M	Instr
7440-36-0	Antimony	3.0	ND	1	50	100	04/02/15	42377	SW40115D	16	MS	MS2_7500SWA
7440-38-2	Arsenic	2.0	ND	1	50	100	04/02/15	42377	SW40115D	16	MS	MS2_7500SWA
7440-41-7	Beryllium	1.0	ND	1	50	100	04/02/15	42377	SW40115D	16	MS	MS2_7500SWA
7440-43-9	Cadmium	2.0	ND	1	50	100	04/02/15	42377	SW40115D	16	MS	MS2_7500SWA
7440-48-4	Cobalt	2.0	ND	1	50	100	04/02/15	42377	SW40115D	16	MS	MS2_7500SWA
7439-92-1	Lead	3.0	ND	1	50	100	04/02/15	42377	SW40115D	16	MS	MS2_7500SWA
7782-49-2	Selenium	10	ND	1	50	100	04/02/15	42377	SW40115D	16	MS	MS2_7500SWA
7440-28-0	Thallium	2.0	ND	1	50	100	04/02/15	42377	SW40115D	16	MS	MS2_7500SWA

Comments: _____

Flag Codes:

U or ND - Indicates Compound was not found above the detection/reporting limit
P - ICP-AES
CV -ColdVapor
MS - ICP-MS

Form1
Inorganic Analysis Data Sheet

Sample ID: MB 42377 (1) % Solid: 0 Lab Name: Veritech
Client Id: MB 42377 (1) Units: UG/L Lab Code:
Matrix: AQUEOUS
Level: LOW

Cas No.	Analyte	RL	Conc	Dil Fact	Initial Wt/Vol	Final Wt/Vol	Analysis Date	Prep Batch	File:	Seq Num	M	Instr
7429-90-5	Aluminum	200	ND	1	50	50	04/02/15	42377	SW17612A2	12	P	PEICP2A
7440-36-0	Antimony	20	ND	1	50	50	04/02/15	42377	SW17612A2	12	P	PEICP2A
7440-38-2	Arsenic	20	ND	1	50	50	04/02/15	42377	SW17612A2	12	P	PEICP2A
7440-39-3	Barium	50	ND	1	50	50	04/02/15	42377	SW17612A2	12	P	PEICP2A
7440-41-7	Beryllium	12	ND	1	50	50	04/02/15	42377	SW17612A2	12	P	PEICP2A
7440-43-9	Cadmium	12	ND	1	50	50	04/02/15	42377	SW17612A2	12	P	PEICP2A
7440-70-2	Calcium	5000	ND	1	50	50	04/02/15	42377	SW17612A2	12	P	PEICP2A
7440-47-3	Chromium	50	ND	1	50	50	04/02/15	42377	SW17612A2	12	P	PEICP2A
7440-48-4	Cobalt	20	ND	1	50	50	04/02/15	42377	SW17612A2	12	P	PEICP2A
7440-50-8	Copper	50	ND	1	50	50	04/02/15	42377	SW17612A2	12	P	PEICP2A
7439-89-6	Iron	300	ND	1	50	50	04/02/15	42377	SW17612A2	12	P	PEICP2A
7439-92-1	Lead	12	ND	1	50	50	04/02/15	42377	SW17612A2	12	P	PEICP2A
7439-95-4	Magnesium	5000	ND	1	50	50	04/02/15	42377	SW17612A2	12	P	PEICP2A
7439-96-5	Manganese	40	ND	1	50	50	04/02/15	42377	SW17612A2	12	P	PEICP2A
7439-97-6	Mercury	0.70	ND	1	25	25	03/27/15	42377	H17612SW	11	CV	HGCV1A
7439-98-7	Molybdenum	20	ND	1	50	50	04/02/15	42377	SW17612A2	12	P	PEICP2A
7440-02-0	Nickel	50	ND	1	50	50	04/02/15	42377	SW17612A2	12	P	PEICP2A
7440-09-7	Potassium	5000	ND	1	50	50	04/03/15	42377	SW17612B2	11	P	PEICPRAD2A
7782-49-2	Selenium	40	ND	1	50	50	04/02/15	42377	SW17612A2	12	P	PEICP2A
7440-22-4	Silver	20	ND	1	50	50	04/02/15	42377	SW17612A2	12	P	PEICP2A
7440-23-5	Sodium	5000	ND	1	50	50	04/03/15	42377	SW17612B2	11	P	PEICPRAD2A
7440-28-0	Thallium	20	ND	1	50	50	04/02/15	42377	SW17612A2	12	P	PEICP2A
7440-31-5	Tin	50	ND	1	50	50	04/02/15	42377	SW17612A2	12	P	PEICP2A
7440-32-6	Titanium	50	ND	1	50	50	04/02/15	42377	SW17612A2	12	P	PEICP2A
7440-62-2	Vanadium	50	ND	1	50	50	04/02/15	42377	SW17612A2	12	P	PEICP2A
7440-66-6	Zinc	50	ND	1	50	50	04/02/15	42377	SW17612A2	12	P	PEICP2A

Comments: _____

Flag Codes:

U or ND - Indicates Compound was not found above the detection/reporting limit
P - ICP-AES
CV -ColdVapor
MS - ICP-MS

Form1
Inorganic Analysis Data Sheet

Sample ID:	AC83904-001	% Solid:	0	Lab Name:	Veritech	Nras No:	
Client Id:	SL-MW-1 U	Units:	UG/L	Lab Code:		Sdg No:	
Matrix:	AQUEOUS	Date Rec:	3/24/2015	Contract:		Case No:	
Level:	LOW						

Cas No.	Analyte	RL	Conc	Dil Fact	Initial Wt/Vol	Final Wt/Vol	Analysis Date	Prep Batch	File:	Seq Num	M	Instr
7440-36-0	Antimony	3.0	ND	1	50	100	04/02/15	42376	SW40115C	29	MS	MS2_7500SWA
7440-38-2	Arsenic	2.0	ND	1	50	100	04/02/15	42376	SW40115C	29	MS	MS2_7500SWA
7440-41-7	Beryllium	1.0	ND	1	50	100	04/02/15	42376	SW40115C	29	MS	MS2_7500SWA
7440-43-9	Cadmium	2.0	ND	1	50	100	04/02/15	42376	SW40115C	29	MS	MS2_7500SWA
7440-48-4	Cobalt	2.0	ND	1	50	100	04/02/15	42376	SW40115C	29	MS	MS2_7500SWA
7439-92-1	Lead	3.0	ND	1	50	100	04/02/15	42376	SW40115C	29	MS	MS2_7500SWA
7782-49-2	Selenium	10	ND	1	50	100	04/02/15	42376	SW40115C	29	MS	MS2_7500SWA
7440-28-0	Thallium	2.0	ND	1	50	100	04/02/15	42376	SW40115C	29	MS	MS2_7500SWA

Comments: _____

Flag Codes:

U or ND - Indicates Compound was not found above the detection/reporting limit
P - ICP-AES
CV -ColdVapor
MS - ICP-MS

Form1
Inorganic Analysis Data Sheet

Sample ID:	AC83904-001	% Solid:	0	Lab Name:	Veritech	Nras No:	
Client Id:	SL-MW-1 U	Units:	UG/L	Lab Code:		Sdg No:	
Matrix:	AQUEOUS	Date Rec:	3/24/2015	Contract:		Case No:	
Level:	LOW						

Cas No.	Analyte	RL	Conc	Dil Fact	Initial Wt/Vol	Final Wt/Vol	Analysis Date	Prep Batch	File:	Seq Num	M	Instr
7429-90-5	Aluminum	200	ND	1	50	50	04/02/15	42376	W17624C2	42	P	PEICP2A
7440-39-3	Barium	50	63	1	50	50	04/01/15	42376	W17611A2	25	P	PEICP2A
7440-70-2	Calcium	5000	27000	1	50	50	04/01/15	42376	W17611A2	25	P	PEICP2A
7440-47-3	Chromium	50	ND	1	50	50	04/01/15	42376	W17611A2	25	P	PEICP2A
7440-50-8	Copper	50	ND	1	50	50	04/01/15	42376	W17611A2	25	P	PEICP2A
7439-89-6	Iron	300	ND	1	50	50	04/01/15	42376	W17611A2	25	P	PEICP2A
7439-95-4	Magnesium	5000	ND	1	50	50	04/01/15	42376	W17611A2	25	P	PEICP2A
7439-96-5	Manganese	40	250	1	50	50	04/01/15	42376	W17611A2	25	P	PEICP2A
7439-97-6	Mercury	0.70	ND	1	25	25	04/02/15	42376	H17611SW	18	CV	HGCV2A
7440-02-0	Nickel	50	ND	1	50	50	04/01/15	42376	W17611A2	25	P	PEICP2A
7440-09-7	Potassium	5000	ND	1	50	50	04/01/15	42376	W17611B2	23	P	PEICPRAD2A
7440-22-4	Silver	20	ND	1	50	50	04/01/15	42376	W17611A2	25	P	PEICP2A
7440-23-5	Sodium	5000	100000	1	50	50	04/01/15	42376	W17611B2	23	P	PEICPRAD2A
7440-62-2	Vanadium	50	ND	1	50	50	04/01/15	42376	W17611A2	25	P	PEICP2A
7440-66-6	Zinc	50	ND	1	50	50	04/01/15	42376	W17611A2	25	P	PEICP2A

Comments: _____

Flag Codes:

U or ND - Indicates Compound was not found above the detection/reporting limit
P - ICP-AES
CV -ColdVapor
MS - ICP-MS

Form1
Inorganic Analysis Data Sheet

Sample ID:	AC83904-002	% Solid:	0	Lab Name:	Veritech	Nras No:	
Client Id:	SL-MW-1 F	Units:	UG/L	Lab Code:		Sdg No:	
Matrix:	AQUEOUS	Date Rec:	3/24/2015	Contract:		Case No:	
Level:	LOW						

Cas No.	Analyte	RL	Conc	Dil Fact	Initial Wt/Vol	Final Wt/Vol	Analysis Date	Prep Batch	File:	Seq Num	M	Instr
7440-36-0	Antimony	3.0	ND	1	50	100	04/02/15	42377	SW40115D	29	MS	MS2_7500SWA
7440-38-2	Arsenic	2.0	ND	1	50	100	04/02/15	42377	SW40115D	29	MS	MS2_7500SWA
7440-41-7	Beryllium	1.0	ND	1	50	100	04/02/15	42377	SW40115D	29	MS	MS2_7500SWA
7440-43-9	Cadmium	2.0	ND	1	50	100	04/02/15	42377	SW40115D	29	MS	MS2_7500SWA
7440-48-4	Cobalt	2.0	ND	1	50	100	04/02/15	42377	SW40115D	29	MS	MS2_7500SWA
7439-92-1	Lead	3.0	ND	1	50	100	04/02/15	42377	SW40115D	29	MS	MS2_7500SWA
7782-49-2	Selenium	10	ND	1	50	100	04/02/15	42377	SW40115D	29	MS	MS2_7500SWA
7440-28-0	Thallium	2.0	ND	1	50	100	04/02/15	42377	SW40115D	29	MS	MS2_7500SWA

Comments: _____

Flag Codes:

U or ND - Indicates Compound was not found above the detection/reporting limit
P - ICP-AES
CV -ColdVapor
MS - ICP-MS

Form1
Inorganic Analysis Data Sheet

Sample ID:	AC83904-002	% Solid:	0	Lab Name:	Veritech	Nras No:	
Client Id:	SL-MW-1 F	Units:	UG/L	Lab Code:		Sdg No:	
Matrix:	AQUEOUS	Date Rec:	3/24/2015	Contract:		Case No:	
Level:	LOW						

Cas No.	Analyte	RL	Conc	Dil Fact	Initial Wt/Vol	Final Wt/Vol	Analysis Date	Prep Batch	File:	Seq Num	M	Instr
7429-90-5	Aluminum	200	ND	1	50	50	04/02/15	42377	W17612A2	24	P	PEICP2A
7440-39-3	Barium	50	75	1	50	50	04/02/15	42377	W17612A2	24	P	PEICP2A
7440-70-2	Calcium	5000	31000	1	50	50	04/02/15	42377	W17612A2	24	P	PEICP2A
7440-47-3	Chromium	50	ND	1	50	50	04/02/15	42377	W17612A2	24	P	PEICP2A
7440-50-8	Copper	50	ND	1	50	50	04/02/15	42377	W17612A2	24	P	PEICP2A
7439-89-6	Iron	300	ND	1	50	50	04/02/15	42377	W17612A2	24	P	PEICP2A
7439-95-4	Magnesium	5000	ND	1	50	50	04/02/15	42377	W17612A2	24	P	PEICP2A
7439-96-5	Manganese	40	ND	1	50	50	04/02/15	42377	W17612A2	24	P	PEICP2A
7439-97-6	Mercury	0.70	ND	1	25	25	03/27/15	42377	H17612SW	18	CV	HGCV1A
7440-02-0	Nickel	50	ND	1	50	50	04/02/15	42377	W17612A2	24	P	PEICP2A
7440-09-7	Potassium	5000	ND	1	50	50	04/03/15	42377	W17612B2	23	P	PEICPRAD2A
7440-22-4	Silver	20	ND	1	50	50	04/02/15	42377	W17612A2	24	P	PEICP2A
7440-23-5	Sodium	5000	130000	1	50	50	04/03/15	42377	W17612B2	23	P	PEICPRAD2A
7440-62-2	Vanadium	50	ND	1	50	50	04/02/15	42377	W17612A2	24	P	PEICP2A
7440-66-6	Zinc	50	ND	1	50	50	04/02/15	42377	W17612A2	24	P	PEICP2A

Comments: _____

Flag Codes:

U or ND - Indicates Compound was not found above the detection/reporting limit
P - ICP-AES
CV -ColdVapor
MS - ICP-MS

Form1
Inorganic Analysis Data Sheet

Sample ID:	AC83904-003	% Solid:	0	Lab Name:	Veritech	Nras No:	
Client Id:	SL-MW-5/ U	Units:	UG/L	Lab Code:		Sdg No:	
Matrix:	AQUEOUS	Date Rec:	3/24/2015	Contract:		Case No:	
Level:	LOW						

Cas No.	Analyte	RL	Conc	Dil Fact	Initial Wt/Vol	Final Wt/Vol	Analysis Date	Prep Batch	File:	Seq Num	M	Instr
7440-36-0	Antimony	3.0	ND	1	100	200	04/02/15	42376	SW40115C	19	MS	MS2_7500SWA
7440-38-2	Arsenic	2.0	ND	1	100	200	04/02/15	42376	SW40115C	19	MS	MS2_7500SWA
7440-41-7	Beryllium	1.0	ND	1	100	200	04/02/15	42376	SW40115C	19	MS	MS2_7500SWA
7440-43-9	Cadmium	2.0	ND	1	100	200	04/02/15	42376	SW40115C	19	MS	MS2_7500SWA
7440-48-4	Cobalt	2.0	ND	1	100	200	04/02/15	42376	SW40115C	19	MS	MS2_7500SWA
7439-92-1	Lead	3.0	ND	1	100	200	04/02/15	42376	SW40115C	19	MS	MS2_7500SWA
7782-49-2	Selenium	10	ND	1	100	200	04/02/15	42376	SW40115C	19	MS	MS2_7500SWA
7440-28-0	Thallium	2.0	ND	1	100	200	04/02/15	42376	SW40115C	19	MS	MS2_7500SWA

Comments: _____

Flag Codes:

U or ND - Indicates Compound was not found above the detection/reporting limit
P - ICP-AES
CV -ColdVapor
MS - ICP-MS

Form1
Inorganic Analysis Data Sheet

Sample ID:	AC83904-003	% Solid:	0	Lab Name:	Veritech	Nras No:	
Client Id:	SL-MW-5/ U	Units:	UG/L	Lab Code:		Sdg No:	
Matrix:	AQUEOUS	Date Rec:	3/24/2015	Contract:		Case No:	
Level:	LOW						

Cas No.	Analyte	RL	Conc	Dil Fact	Initial Wt/Vol	Final Wt/Vol	Analysis Date	Prep Batch	File:	Seq Num	M	Instr
7429-90-5	Aluminum	200	ND	1	100	100	04/02/15	42376	W17624C2	33	P	PEICP2A
7440-39-3	Barium	50	66	1	100	100	04/01/15	42376	W17611A2	15	P	PEICP2A
7440-70-2	Calcium	5000	27000	1	100	100	04/01/15	42376	W17611A2	15	P	PEICP2A
7440-47-3	Chromium	50	ND	1	100	100	04/01/15	42376	W17611A2	15	P	PEICP2A
7440-50-8	Copper	50	ND	1	100	100	04/01/15	42376	W17611A2	15	P	PEICP2A
7439-89-6	Iron	300	ND	1	100	100	04/01/15	42376	W17611A2	15	P	PEICP2A
7439-95-4	Magnesium	5000	ND	1	100	100	04/01/15	42376	W17611A2	15	P	PEICP2A
7439-96-5	Manganese	40	220	1	100	100	04/01/15	42376	W17611A2	15	P	PEICP2A
7439-97-6	Mercury	0.70	ND	1	25	25	04/02/15	42376	H17611SW	14	CV	HGCV2A
7440-02-0	Nickel	50	ND	1	100	100	04/01/15	42376	W17611A2	15	P	PEICP2A
7440-09-7	Potassium	5000	ND	1	100	100	04/01/15	42376	W17611B2	14	P	PEICPRAD2A
7440-22-4	Silver	20	ND	1	100	100	04/01/15	42376	W17611A2	15	P	PEICP2A
7440-23-5	Sodium	5000	100000	1	100	100	04/01/15	42376	W17611B2	14	P	PEICPRAD2A
7440-62-2	Vanadium	50	ND	1	100	100	04/01/15	42376	W17611A2	15	P	PEICP2A
7440-66-6	Zinc	50	ND	1	100	100	04/01/15	42376	W17611A2	15	P	PEICP2A

Comments: _____

Flag Codes:

U or ND - Indicates Compound was not found above the detection/reporting limit
P - ICP-AES
CV -ColdVapor
MS - ICP-MS

Form1
Inorganic Analysis Data Sheet

Sample ID:	AC83904-004	% Solid:	0	Lab Name:	Veritech	Nras No:	
Client Id:	SL-MW-5/ F	Units:	UG/L	Lab Code:		Sdg No:	
Matrix:	AQUEOUS	Date Rec:	3/24/2015	Contract:		Case No:	
Level:	LOW						

Cas No.	Analyte	RL	Conc	Dil Fact	Initial Wt/Vol	Final Wt/Vol	Analysis Date	Prep Batch	File:	Seq Num	M	Instr
7440-36-0	Antimony	3.0	ND	1	100	200	04/02/15	42377	SW40115D	19	MS	MS2_7500SWA
7440-38-2	Arsenic	2.0	ND	1	100	200	04/02/15	42377	SW40115D	19	MS	MS2_7500SWA
7440-41-7	Beryllium	1.0	ND	1	100	200	04/02/15	42377	SW40115D	19	MS	MS2_7500SWA
7440-43-9	Cadmium	2.0	ND	1	100	200	04/02/15	42377	SW40115D	19	MS	MS2_7500SWA
7440-48-4	Cobalt	2.0	ND	1	100	200	04/02/15	42377	SW40115D	19	MS	MS2_7500SWA
7439-92-1	Lead	3.0	ND	1	100	200	04/02/15	42377	SW40115D	19	MS	MS2_7500SWA
7782-49-2	Selenium	10	ND	1	100	200	04/02/15	42377	SW40115D	19	MS	MS2_7500SWA
7440-28-0	Thallium	2.0	ND	1	100	200	04/02/15	42377	SW40115D	19	MS	MS2_7500SWA

Comments: _____

Flag Codes:

U or ND - Indicates Compound was not found above the detection/reporting limit
P - ICP-AES
CV -ColdVapor
MS - ICP-MS

Form1
Inorganic Analysis Data Sheet

Sample ID:	AC83904-004	% Solid:	0	Lab Name:	Veritech	Nras No:	
Client Id:	SL-MW-5/ F	Units:	UG/L	Lab Code:		Sdg No:	
Matrix:	AQUEOUS	Date Rec:	3/24/2015	Contract:		Case No:	
Level:	LOW						

Cas No.	Analyte	RL	Conc	Dil Fact	Initial Wt/Vol	Final Wt/Vol	Analysis Date	Prep Batch	File:	Seq Num	M	Instr
7429-90-5	Aluminum	200	ND	1	100	100	04/02/15	42377	W17612A2	15	P	PEICP2A
7440-39-3	Barium	50	70	1	100	100	04/02/15	42377	W17612A2	15	P	PEICP2A
7440-70-2	Calcium	5000	30000	1	100	100	04/02/15	42377	W17612A2	15	P	PEICP2A
7440-47-3	Chromium	50	ND	1	100	100	04/02/15	42377	W17612A2	15	P	PEICP2A
7440-50-8	Copper	50	ND	1	100	100	04/02/15	42377	W17612A2	15	P	PEICP2A
7439-89-6	Iron	300	ND	1	100	100	04/02/15	42377	W17612A2	15	P	PEICP2A
7439-95-4	Magnesium	5000	ND	1	100	100	04/02/15	42377	W17612A2	15	P	PEICP2A
7439-96-5	Manganese	40	ND	1	100	100	04/02/15	42377	W17612A2	15	P	PEICP2A
7439-97-6	Mercury	0.70	ND	1	25	25	03/27/15	42377	H17612SW	14	CV	HGCV1A
7440-02-0	Nickel	50	ND	1	100	100	04/02/15	42377	W17612A2	15	P	PEICP2A
7440-09-7	Potassium	5000	ND	1	100	100	04/03/15	42377	W17612B2	14	P	PEICPRAD2A
7440-22-4	Silver	20	ND	1	100	100	04/02/15	42377	W17612A2	15	P	PEICP2A
7440-23-5	Sodium	5000	120000	1	100	100	04/03/15	42377	W17612B2	14	P	PEICPRAD2A
7440-62-2	Vanadium	50	ND	1	100	100	04/02/15	42377	W17612A2	15	P	PEICP2A
7440-66-6	Zinc	50	ND	1	100	100	04/02/15	42377	W17612A2	15	P	PEICP2A

Comments: _____

Flag Codes:

U or ND - Indicates Compound was not found above the detection/reporting limit
P - ICP-AES
CV -ColdVapor
MS - ICP-MS

Form1
Inorganic Analysis Data Sheet

Sample ID:	AC83904-005	% Solid:	0	Lab Name:	Veritech	Nras No:	
Client Id:	SL-MW 1 MS U	Units:	UG/L	Lab Code:		Sdg No:	
Matrix:	AQUEOUS	Date Rec:	3/24/2015	Contract:		Case No:	
Level:	LOW						

Cas No.	Analyte	RL	Conc	Dil Fact	Initial Wt/Vol	Final Wt/Vol	Analysis Date	Prep Batch	File:	Seq Num	M	Instr
7440-36-0	Antimony	3.0	500	1	50	100	04/02/15	42376	SW40115C	22	MS	MS2_7500SWA
7440-38-2	Arsenic	2.0	470	1	50	100	04/02/15	42376	SW40115C	22	MS	MS2_7500SWA
7440-41-7	Beryllium	1.0	490	1	50	100	04/02/15	42376	SW40115C	22	MS	MS2_7500SWA
7440-43-9	Cadmium	2.0	470	1	50	100	04/02/15	42376	SW40115C	22	MS	MS2_7500SWA
7440-48-4	Cobalt	2.0	460	1	50	100	04/02/15	42376	SW40115C	22	MS	MS2_7500SWA
7439-92-1	Lead	3.0	480	1	50	100	04/02/15	42376	SW40115C	22	MS	MS2_7500SWA
7782-49-2	Selenium	10	470	1	50	100	04/02/15	42376	SW40115C	22	MS	MS2_7500SWA
7440-28-0	Thallium	2.0	450	1	50	100	04/02/15	42376	SW40115C	22	MS	MS2_7500SWA

Comments: _____

Flag Codes:

U or ND - Indicates Compound was not found above the detection/reporting limit
P - ICP-AES
CV -ColdVapor
MS - ICP-MS

Form1
Inorganic Analysis Data Sheet

Sample ID:	AC83904-005	% Solid:	0	Lab Name:	Veritech	Nras No:	
Client Id:	SL-MW 1 MS U	Units:	UG/L	Lab Code:		Sdg No:	
Matrix:	AQUEOUS	Date Rec:	3/24/2015	Contract:		Case No:	
Level:	LOW						

Cas No.	Analyte	RL	Conc	Dil Fact	Initial Wt/Vol	Final Wt/Vol	Analysis Date	Prep Batch	File:	Seq Num	M	Instr
7429-90-5	Aluminum	200	4800	1	50	50	04/02/15	42376	W17624C2	35	P	PEICP2A
7440-39-3	Barium	50	520	1	50	50	04/01/15	42376	W17611A2	17	P	PEICP2A
7440-70-2	Calcium	5000	73000	1	50	50	04/01/15	42376	W17611A2	17	P	PEICP2A
7440-47-3	Chromium	50	450	1	50	50	04/01/15	42376	W17611A2	17	P	PEICP2A
7440-50-8	Copper	50	460	1	50	50	04/01/15	42376	W17611A2	17	P	PEICP2A
7439-89-6	Iron	300	4700	1	50	50	04/01/15	42376	W17611A2	17	P	PEICP2A
7439-95-4	Magnesium	5000	49000	1	50	50	04/01/15	42376	W17611A2	17	P	PEICP2A
7439-96-5	Manganese	40	690	1	50	50	04/01/15	42376	W17611A2	17	P	PEICP2A
7439-97-6	Mercury	0.70	9.3	1	25	25	04/02/15	42376	H17611SW	16	CV	HGCV2A
7440-02-0	Nickel	50	450	1	50	50	04/01/15	42376	W17611A2	17	P	PEICP2A
7440-09-7	Potassium	5000	48000	1	50	50	04/01/15	42376	W17611B2	16	P	PEICPRAD2A
7440-22-4	Silver	20	86	1	50	50	04/01/15	42376	W17611A2	17	P	PEICP2A
7440-23-5	Sodium	5000	160000	1	50	50	04/01/15	42376	W17611B2	16	P	PEICPRAD2A
7440-62-2	Vanadium	50	440	1	50	50	04/01/15	42376	W17611A2	17	P	PEICP2A
7440-66-6	Zinc	50	470	1	50	50	04/01/15	42376	W17611A2	17	P	PEICP2A

Comments: _____

Flag Codes:

U or ND - Indicates Compound was not found above the detection/reporting limit
P - ICP-AES
CV -ColdVapor
MS - ICP-MS

Form1
Inorganic Analysis Data Sheet

Sample ID:	AC83904-006	% Solid:	0	Lab Name:	Veritech	Nras No:	
Client Id:	SL-MW 1 MS F	Units:	UG/L	Lab Code:		Sdg No:	
Matrix:	AQUEOUS	Date Rec:	3/24/2015	Contract:		Case No:	
Level:	LOW						

Cas No.	Analyte	RL	Conc	Dil Fact	Initial Wt/Vol	Final Wt/Vol	Analysis Date	Prep Batch	File:	Seq Num	M	Instr
7440-36-0	Antimony	3.0	490	1	50	100	04/02/15	42377	SW40115D	22	MS	MS2_7500SWA
7440-38-2	Arsenic	2.0	470	1	50	100	04/02/15	42377	SW40115D	22	MS	MS2_7500SWA
7440-41-7	Beryllium	1.0	480	1	50	100	04/02/15	42377	SW40115D	22	MS	MS2_7500SWA
7440-43-9	Cadmium	2.0	460	1	50	100	04/02/15	42377	SW40115D	22	MS	MS2_7500SWA
7440-48-4	Cobalt	2.0	450	1	50	100	04/02/15	42377	SW40115D	22	MS	MS2_7500SWA
7439-92-1	Lead	3.0	460	1	50	100	04/02/15	42377	SW40115D	22	MS	MS2_7500SWA
7782-49-2	Selenium	10	470	1	50	100	04/02/15	42377	SW40115D	22	MS	MS2_7500SWA
7440-28-0	Thallium	2.0	430	1	50	100	04/02/15	42377	SW40115D	22	MS	MS2_7500SWA

Comments: _____

Flag Codes:

U or ND - Indicates Compound was not found above the detection/reporting limit
P - ICP-AES
CV -ColdVapor
MS - ICP-MS

Form1
Inorganic Analysis Data Sheet

Sample ID:	AC83904-006	% Solid:	0	Lab Name:	Veritech	Nras No:	
Client Id:	SL-MW 1 MS F	Units:	UG/L	Lab Code:		Sdg No:	
Matrix:	AQUEOUS	Date Rec:	3/24/2015	Contract:		Case No:	
Level:	LOW						

Cas No.	Analyte	RL	Conc	Dil Fact	Initial Wt/Vol	Final Wt/Vol	Analysis Date	Prep Batch	File:	Seq Num	M	Instr
7429-90-5	Aluminum	200	5100	1	50	50	04/02/15	42377	W17612A2	17	P	PEICP2A
7440-39-3	Barium	50	590	1	50	50	04/02/15	42377	W17612A2	17	P	PEICP2A
7440-70-2	Calcium	5000	83000	1	50	50	04/02/15	42377	W17612A2	17	P	PEICP2A
7440-47-3	Chromium	50	510	1	50	50	04/02/15	42377	W17612A2	17	P	PEICP2A
7440-50-8	Copper	50	510	1	50	50	04/02/15	42377	W17612A2	17	P	PEICP2A
7439-89-6	Iron	300	5100	1	50	50	04/02/15	42377	W17612A2	17	P	PEICP2A
7439-95-4	Magnesium	5000	53000	1	50	50	04/02/15	42377	W17612A2	17	P	PEICP2A
7439-96-5	Manganese	40	530	1	50	50	04/02/15	42377	W17612A2	17	P	PEICP2A
7439-97-6	Mercury	0.70	9.9	1	25	25	03/27/15	42377	H17612SW	16	CV	HGCV1A
7440-02-0	Nickel	50	510	1	50	50	04/02/15	42377	W17612A2	17	P	PEICP2A
7440-09-7	Potassium	5000	55000	1	50	50	04/03/15	42377	W17612B2	16	P	PEICPRAD2A
7440-22-4	Silver	20	99	1	50	50	04/02/15	42377	W17612A2	17	P	PEICP2A
7440-23-5	Sodium	5000	190000	1	50	50	04/03/15	42377	W17612B2	16	P	PEICPRAD2A
7440-62-2	Vanadium	50	500	1	50	50	04/02/15	42377	W17612A2	17	P	PEICP2A
7440-66-6	Zinc	50	520	1	50	50	04/02/15	42377	W17612A2	17	P	PEICP2A

Comments: _____

Flag Codes:

U or ND - Indicates Compound was not found above the detection/reporting limit
P - ICP-AES
CV -ColdVapor
MS - ICP-MS

Form1
Inorganic Analysis Data Sheet

Sample ID:	AC83904-007	% Solid:	0	Lab Name:	Veritech	Nras No:	
Client Id:	SL-MW 1 MSD U	Units:	UG/L	Lab Code:		Sdg No:	
Matrix:	AQUEOUS	Date Rec:	3/24/2015	Contract:		Case No:	
Level:	LOW						

Cas No.	Analyte	RL	Conc	Dil Fact	Initial Wt/Vol	Final Wt/Vol	Analysis Date	Prep Batch	File:	Seq Num	M	Instr
7440-36-0	Antimony	3.0	380	1	50	100	04/02/15	42376	SW40115C	23	MS	MS2_7500SWA
7440-38-2	Arsenic	2.0	450	1	50	100	04/02/15	42376	SW40115C	23	MS	MS2_7500SWA
7440-41-7	Beryllium	1.0	360	1	50	100	04/02/15	42376	SW40115C	23	MS	MS2_7500SWA
7440-43-9	Cadmium	2.0	360	1	50	100	04/02/15	42376	SW40115C	23	MS	MS2_7500SWA
7440-48-4	Cobalt	2.0	430	1	50	100	04/02/15	42376	SW40115C	23	MS	MS2_7500SWA
7439-92-1	Lead	3.0	380	1	50	100	04/02/15	42376	SW40115C	23	MS	MS2_7500SWA
7782-49-2	Selenium	10	450	1	50	100	04/02/15	42376	SW40115C	23	MS	MS2_7500SWA
7440-28-0	Thallium	2.0	350	1	50	100	04/02/15	42376	SW40115C	23	MS	MS2_7500SWA

Comments: _____

Flag Codes:

U or ND - Indicates Compound was not found above the detection/reporting limit
P - ICP-AES
CV -ColdVapor
MS - ICP-MS

Form1
Inorganic Analysis Data Sheet

Sample ID:	AC83904-007	% Solid:	0	Lab Name:	Veritech	Nras No:	
Client Id:	SL-MW 1 MSD U	Units:	UG/L	Lab Code:		Sdg No:	
Matrix:	AQUEOUS	Date Rec:	3/24/2015	Contract:		Case No:	
Level:	LOW						

Cas No.	Analyte	RL	Conc	Dil Fact	Initial Wt/Vol	Final Wt/Vol	Analysis Date	Prep Batch	File:	Seq Num	M	Instr
7429-90-5	Aluminum	200	4800	1	50	50	04/02/15	42376	W17624C2	36	P	PEICP2A
7440-39-3	Barium	50	530	1	50	50	04/01/15	42376	W17611A2	18	P	PEICP2A
7440-70-2	Calcium	5000	73000	1	50	50	04/01/15	42376	W17611A2	18	P	PEICP2A
7440-47-3	Chromium	50	460	1	50	50	04/01/15	42376	W17611A2	18	P	PEICP2A
7440-50-8	Copper	50	480	1	50	50	04/01/15	42376	W17611A2	18	P	PEICP2A
7439-89-6	Iron	300	4900	1	50	50	04/01/15	42376	W17611A2	18	P	PEICP2A
7439-95-4	Magnesium	5000	49000	1	50	50	04/01/15	42376	W17611A2	18	P	PEICP2A
7439-96-5	Manganese	40	700	1	50	50	04/01/15	42376	W17611A2	18	P	PEICP2A
7439-97-6	Mercury	0.70	9.5	1	25	25	04/02/15	42376	H17611SW	17	CV	HGCV2A
7440-02-0	Nickel	50	470	1	50	50	04/01/15	42376	W17611A2	18	P	PEICP2A
7440-09-7	Potassium	5000	48000	1	50	50	04/01/15	42376	W17611B2	17	P	PEICPRAD2A
7440-22-4	Silver	20	89	1	50	50	04/01/15	42376	W17611A2	18	P	PEICP2A
7440-23-5	Sodium	5000	150000	1	50	50	04/01/15	42376	W17611B2	17	P	PEICPRAD2A
7440-62-2	Vanadium	50	460	1	50	50	04/01/15	42376	W17611A2	18	P	PEICP2A
7440-66-6	Zinc	50	490	1	50	50	04/01/15	42376	W17611A2	18	P	PEICP2A

Comments: _____

Flag Codes:

U or ND - Indicates Compound was not found above the detection/reporting limit
P - ICP-AES
CV -ColdVapor
MS - ICP-MS

Form1
Inorganic Analysis Data Sheet

Sample ID:	AC83904-008	% Solid:	0	Lab Name:	Veritech	Nras No:	
Client Id:	SL-MW 1 MSD F	Units:	UG/L	Lab Code:		Sdg No:	
Matrix:	AQUEOUS	Date Rec:	3/24/2015	Contract:		Case No:	
Level:	LOW						

Cas No.	Analyte	RL	Conc	Dil Fact	Initial Wt/Vol	Final Wt/Vol	Analysis Date	Prep Batch	File:	Seq Num	M	Instr
7440-36-0	Antimony	3.0	490	1	50	100	04/02/15	42377	SW40115D	23	MS	MS2_7500SWA
7440-38-2	Arsenic	2.0	480	1	50	100	04/02/15	42377	SW40115D	23	MS	MS2_7500SWA
7440-41-7	Beryllium	1.0	480	1	50	100	04/02/15	42377	SW40115D	23	MS	MS2_7500SWA
7440-43-9	Cadmium	2.0	470	1	50	100	04/02/15	42377	SW40115D	23	MS	MS2_7500SWA
7440-48-4	Cobalt	2.0	460	1	50	100	04/02/15	42377	SW40115D	23	MS	MS2_7500SWA
7439-92-1	Lead	3.0	470	1	50	100	04/02/15	42377	SW40115D	23	MS	MS2_7500SWA
7782-49-2	Selenium	10	470	1	50	100	04/02/15	42377	SW40115D	23	MS	MS2_7500SWA
7440-28-0	Thallium	2.0	440	1	50	100	04/02/15	42377	SW40115D	23	MS	MS2_7500SWA

Comments: _____

Flag Codes:

U or ND - Indicates Compound was not found above the detection/reporting limit
P - ICP-AES
CV -ColdVapor
MS - ICP-MS

Form1
Inorganic Analysis Data Sheet

Sample ID:	AC83904-008	% Solid:	0	Lab Name:	Veritech	Nras No:	
Client Id:	SL-MW 1 MSD F	Units:	UG/L	Lab Code:		Sdg No:	
Matrix:	AQUEOUS	Date Rec:	3/24/2015	Contract:		Case No:	
Level:	LOW						

Cas No.	Analyte	RL	Conc	Dil Fact	Initial Wt/Vol	Final Wt/Vol	Analysis Date	Prep Batch	File:	Seq Num	M	Instr
7429-90-5	Aluminum	200	5000	1	50	50	04/02/15	42377	W17612A2	18	P	PEICP2A
7440-39-3	Barium	50	580	1	50	50	04/02/15	42377	W17612A2	18	P	PEICP2A
7440-70-2	Calcium	5000	80000	1	50	50	04/02/15	42377	W17612A2	18	P	PEICP2A
7440-47-3	Chromium	50	500	1	50	50	04/02/15	42377	W17612A2	18	P	PEICP2A
7440-50-8	Copper	50	510	1	50	50	04/02/15	42377	W17612A2	18	P	PEICP2A
7439-89-6	Iron	300	5000	1	50	50	04/02/15	42377	W17612A2	18	P	PEICP2A
7439-95-4	Magnesium	5000	53000	1	50	50	04/02/15	42377	W17612A2	18	P	PEICP2A
7439-96-5	Manganese	40	520	1	50	50	04/02/15	42377	W17612A2	18	P	PEICP2A
7439-97-6	Mercury	0.70	10	1	25	25	03/27/15	42377	H17612SW	17	CV	HGCV1A
7440-02-0	Nickel	50	500	1	50	50	04/02/15	42377	W17612A2	18	P	PEICP2A
7440-09-7	Potassium	5000	54000	1	50	50	04/03/15	42377	W17612B2	17	P	PEICPRAD2A
7440-22-4	Silver	20	98	1	50	50	04/02/15	42377	W17612A2	18	P	PEICP2A
7440-23-5	Sodium	5000	180000	1	50	50	04/03/15	42377	W17612B2	17	P	PEICPRAD2A
7440-62-2	Vanadium	50	500	1	50	50	04/02/15	42377	W17612A2	18	P	PEICP2A
7440-66-6	Zinc	50	520	1	50	50	04/02/15	42377	W17612A2	18	P	PEICP2A

Comments: _____

Flag Codes:

U or ND - Indicates Compound was not found above the detection/reporting limit
P - ICP-AES
CV -ColdVapor
MS - ICP-MS

Form1
Inorganic Analysis Data Sheet

Sample ID:	AC83904-009	% Solid:	0	Lab Name:	Veritech	Nras No:	
Client Id:	SL-MW-2 U	Units:	UG/L	Lab Code:		Sdg No:	
Matrix:	AQUEOUS	Date Rec:	3/24/2015	Contract:		Case No:	
Level:	LOW						

Cas No.	Analyte	RL	Conc	Dil Fact	Initial Wt/Vol	Final Wt/Vol	Analysis Date	Prep Batch	File:	Seq Num	M	Instr
7440-36-0	Antimony	3.0	ND	1	50	100	04/02/15	42376	SW40115C	30	MS	MS2_7500SWA
7440-38-2	Arsenic	2.0	ND	1	50	100	04/02/15	42376	SW40115C	30	MS	MS2_7500SWA
7440-41-7	Beryllium	1.0	ND	1	50	100	04/02/15	42376	SW40115C	30	MS	MS2_7500SWA
7440-43-9	Cadmium	2.0	4.0	1	50	100	04/02/15	42376	SW40115C	30	MS	MS2_7500SWA
7440-48-4	Cobalt	2.0	20	1	50	100	04/02/15	42376	SW40115C	30	MS	MS2_7500SWA
7439-92-1	Lead	3.0	5.7	1	50	100	04/02/15	42376	SW40115C	30	MS	MS2_7500SWA
7782-49-2	Selenium	10	ND	1	50	100	04/02/15	42376	SW40115C	30	MS	MS2_7500SWA
7440-28-0	Thallium	2.0	ND	1	50	100	04/02/15	42376	SW40115C	30	MS	MS2_7500SWA

Comments: _____

Flag Codes:

U or ND - Indicates Compound was not found above the detection/reporting limit
P - ICP-AES
CV -ColdVapor
MS - ICP-MS

Form1
Inorganic Analysis Data Sheet

Sample ID:	AC83904-009	% Solid:	0	Lab Name:	Veritech	Nras No:	
Client Id:	SL-MW-2 U	Units:	UG/L	Lab Code:		Sdg No:	
Matrix:	AQUEOUS	Date Rec:	3/24/2015	Contract:		Case No:	
Level:	LOW						

Cas No.	Analyte	RL	Conc	Dil Fact	Initial Wt/Vol	Final Wt/Vol	Analysis Date	Prep Batch	File:	Seq Num	M	Instr
7429-90-5	Aluminum	200	400	1	50	50	04/02/15	42376	W17624C2	43	P	PEICP2A
7440-39-3	Barium	50	ND	1	50	50	04/01/15	42376	W17611A2	26	P	PEICP2A
7440-70-2	Calcium	5000	18000	1	50	50	04/01/15	42376	W17611A2	26	P	PEICP2A
7440-47-3	Chromium	50	2200	1	50	50	04/01/15	42376	W17611A2	26	P	PEICP2A
7440-50-8	Copper	50	60	1	50	50	04/01/15	42376	W17611A2	26	P	PEICP2A
7439-89-6	Iron	300	9500	1	50	50	04/01/15	42376	W17611A2	26	P	PEICP2A
7439-95-4	Magnesium	5000	ND	1	50	50	04/01/15	42376	W17611A2	26	P	PEICP2A
7439-96-5	Manganese	40	490	1	50	50	04/01/15	42376	W17611A2	26	P	PEICP2A
7439-97-6	Mercury	0.70	ND	1	25	25	04/02/15	42376	H17611SW	19	CV	HGCV2A
7440-02-0	Nickel	50	440	1	50	50	04/01/15	42376	W17611A2	26	P	PEICP2A
7440-09-7	Potassium	5000	ND	1	50	50	04/01/15	42376	W17611B2	24	P	PEICPRAD2A
7440-22-4	Silver	20	ND	1	50	50	04/01/15	42376	W17611A2	26	P	PEICP2A
7440-23-5	Sodium	5000	27000	1	50	50	04/01/15	42376	W17611B2	24	P	PEICPRAD2A
7440-62-2	Vanadium	50	ND	1	50	50	04/01/15	42376	W17611A2	26	P	PEICP2A
7440-66-6	Zinc	50	ND	1	50	50	04/01/15	42376	W17611A2	26	P	PEICP2A

Comments: _____

Flag Codes:

U or ND - Indicates Compound was not found above the detection/reporting limit
P - ICP-AES
CV -ColdVapor
MS - ICP-MS

Form1
Inorganic Analysis Data Sheet

Sample ID:	AC83904-010	% Solid:	0	Lab Name:	Veritech	Nras No:	
Client Id:	SL-MW-2 F	Units:	UG/L	Lab Code:		Sdg No:	
Matrix:	AQUEOUS	Date Rec:	3/24/2015	Contract:		Case No:	
Level:	LOW						

Cas No.	Analyte	RL	Conc	Dil Fact	Initial Wt/Vol	Final Wt/Vol	Analysis Date	Prep Batch	File:	Seq Num	M	Instr
7440-36-0	Antimony	3.0	ND	1	50	100	04/02/15	42377	SW40115D	30	MS	MS2_7500SWA
7440-38-2	Arsenic	2.0	ND	1	50	100	04/02/15	42377	SW40115D	30	MS	MS2_7500SWA
7440-41-7	Beryllium	1.0	ND	1	50	100	04/02/15	42377	SW40115D	30	MS	MS2_7500SWA
7440-43-9	Cadmium	2.0	2.9	1	50	100	04/02/15	42377	SW40115D	30	MS	MS2_7500SWA
7440-48-4	Cobalt	2.0	22	1	50	100	04/02/15	42377	SW40115D	30	MS	MS2_7500SWA
7439-92-1	Lead	3.0	ND	1	50	100	04/02/15	42377	SW40115D	30	MS	MS2_7500SWA
7782-49-2	Selenium	10	ND	1	50	100	04/02/15	42377	SW40115D	30	MS	MS2_7500SWA
7440-28-0	Thallium	2.0	ND	1	50	100	04/02/15	42377	SW40115D	30	MS	MS2_7500SWA

Comments: _____

Flag Codes:

U or ND - Indicates Compound was not found above the detection/reporting limit
P - ICP-AES
CV -ColdVapor
MS - ICP-MS

Form1
Inorganic Analysis Data Sheet

Sample ID:	AC83904-010	% Solid:	0	Lab Name:	Veritech	Nras No:	
Client Id:	SL-MW-2 F	Units:	UG/L	Lab Code:		Sdg No:	
Matrix:	AQUEOUS	Date Rec:	3/24/2015	Contract:		Case No:	
Level:	LOW						

Cas No.	Analyte	RL	Conc	Dil Fact	Initial Wt/Vol	Final Wt/Vol	Analysis Date	Prep Batch	File:	Seq Num	M	Instr
7429-90-5	Aluminum	200	ND	1	50	50	04/02/15	42377	W17612A2	25	P	PEICP2A
7440-39-3	Barium	50	ND	1	50	50	04/02/15	42377	W17612A2	25	P	PEICP2A
7440-70-2	Calcium	5000	19000	1	50	50	04/02/15	42377	W17612A2	25	P	PEICP2A
7440-47-3	Chromium	50	260	1	50	50	04/02/15	42377	W17612A2	25	P	PEICP2A
7440-50-8	Copper	50	ND	1	50	50	04/02/15	42377	W17612A2	25	P	PEICP2A
7439-89-6	Iron	300	1500	1	50	50	04/02/15	42377	W17612A2	25	P	PEICP2A
7439-95-4	Magnesium	5000	ND	1	50	50	04/02/15	42377	W17612A2	25	P	PEICP2A
7439-96-5	Manganese	40	380	1	50	50	04/02/15	42377	W17612A2	25	P	PEICP2A
7439-97-6	Mercury	0.70	ND	1	25	25	03/27/15	42377	H17612SW	19	CV	HGCV1A
7440-02-0	Nickel	50	480	1	50	50	04/02/15	42377	W17612A2	25	P	PEICP2A
7440-09-7	Potassium	5000	ND	1	50	50	04/03/15	42377	W17612B2	24	P	PEICPRAD2A
7440-22-4	Silver	20	ND	1	50	50	04/02/15	42377	W17612A2	25	P	PEICP2A
7440-23-5	Sodium	5000	28000	1	50	50	04/03/15	42377	W17612B2	24	P	PEICPRAD2A
7440-62-2	Vanadium	50	ND	1	50	50	04/02/15	42377	W17612A2	25	P	PEICP2A
7440-66-6	Zinc	50	ND	1	50	50	04/02/15	42377	W17612A2	25	P	PEICP2A

Comments: _____

Flag Codes:

U or ND - Indicates Compound was not found above the detection/reporting limit
P - ICP-AES
CV -ColdVapor
MS - ICP-MS

Form1
Inorganic Analysis Data Sheet

Sample ID:	AC83904-011	% Solid:	0	Lab Name:	Veritech	Nras No:	
Client Id:	SL-MW-3A U	Units:	UG/L	Lab Code:		Sdg No:	
Matrix:	AQUEOUS	Date Rec:	3/24/2015	Contract:		Case No:	
Level:	LOW						

Cas No.	Analyte	RL	Conc	Dil Fact	Initial Wt/Vol	Final Wt/Vol	Analysis Date	Prep Batch	File:	Seq Num	M	Instr
7440-36-0	Antimony	3.0	ND	1	50	100	04/02/15	42376	SW40115C	31	MS	MS2_7500SWA
7440-38-2	Arsenic	2.0	4.6	1	50	100	04/02/15	42376	SW40115C	31	MS	MS2_7500SWA
7440-41-7	Beryllium	1.0	ND	1	50	100	04/02/15	42376	SW40115C	31	MS	MS2_7500SWA
7440-43-9	Cadmium	2.0	ND	1	50	100	04/02/15	42376	SW40115C	31	MS	MS2_7500SWA
7440-48-4	Cobalt	2.0	2.2	1	50	100	04/02/15	42376	SW40115C	31	MS	MS2_7500SWA
7439-92-1	Lead	3.0	18	1	50	100	04/02/15	42376	SW40115C	31	MS	MS2_7500SWA
7782-49-2	Selenium	10	ND	1	50	100	04/02/15	42376	SW40115C	31	MS	MS2_7500SWA
7440-28-0	Thallium	2.0	ND	1	50	100	04/02/15	42376	SW40115C	31	MS	MS2_7500SWA

Comments: _____

Flag Codes:

U or ND - Indicates Compound was not found above the detection/reporting limit
P - ICP-AES
CV -ColdVapor
MS - ICP-MS

Form1
Inorganic Analysis Data Sheet

Sample ID:	AC83904-011	% Solid:	0	Lab Name:	Veritech	Nras No:	
Client Id:	SL-MW-3A U	Units:	UG/L	Lab Code:		Sdg No:	
Matrix:	AQUEOUS	Date Rec:	3/24/2015	Contract:		Case No:	
Level:	LOW						

Cas No.	Analyte	RL	Conc	Dil Fact	Initial Wt/Vol	Final Wt/Vol	Analysis Date	Prep Batch	File:	Seq Num	M	Instr
7429-90-5	Aluminum	200	5000	1	50	50	04/02/15	42376	W17624C2	44	P	PEICP2A
7440-39-3	Barium	50	ND	1	50	50	04/01/15	42376	W17611A2	27	P	PEICP2A
7440-70-2	Calcium	5000	9700	1	50	50	04/01/15	42376	W17611A2	27	P	PEICP2A
7440-47-3	Chromium	50	230	1	50	50	04/01/15	42376	W17611A2	27	P	PEICP2A
7440-50-8	Copper	50	71	1	50	50	04/01/15	42376	W17611A2	27	P	PEICP2A
7439-89-6	Iron	300	5200	1	50	50	04/01/15	42376	W17611A2	27	P	PEICP2A
7439-95-4	Magnesium	5000	ND	1	50	50	04/01/15	42376	W17611A2	27	P	PEICP2A
7439-96-5	Manganese	40	410	1	50	50	04/01/15	42376	W17611A2	27	P	PEICP2A
7439-97-6	Mercury	0.70	ND	1	25	25	04/02/15	42376	H17611SW	22	CV	HGCV2A
7440-02-0	Nickel	50	ND	1	50	50	04/01/15	42376	W17611A2	27	P	PEICP2A
7440-09-7	Potassium	5000	10000	1	50	50	04/01/15	42376	W17611B2	25	P	PEICPRAD2A
7440-22-4	Silver	20	ND	1	50	50	04/01/15	42376	W17611A2	27	P	PEICP2A
7440-23-5	Sodium	5000	79000	1	50	50	04/01/15	42376	W17611B2	25	P	PEICPRAD2A
7440-62-2	Vanadium	50	ND	1	50	50	04/01/15	42376	W17611A2	27	P	PEICP2A
7440-66-6	Zinc	50	210	1	50	50	04/01/15	42376	W17611A2	27	P	PEICP2A

Comments: _____

Flag Codes:

U or ND - Indicates Compound was not found above the detection/reporting limit
P - ICP-AES
CV -ColdVapor
MS - ICP-MS

Form1
Inorganic Analysis Data Sheet

Sample ID:	AC83904-012	% Solid:	0	Lab Name:	Veritech	Nras No:	
Client Id:	SL-MW-3A F	Units:	UG/L	Lab Code:		Sdg No:	
Matrix:	AQUEOUS	Date Rec:	3/24/2015	Contract:		Case No:	
Level:	LOW						

Cas No.	Analyte	RL	Conc	Dil Fact	Initial Wt/Vol	Final Wt/Vol	Analysis Date	Prep Batch	File:	Seq Num	M	Instr
7440-36-0	Antimony	3.0	ND	1	50	100	04/02/15	42377	SW40115D	31	MS	MS2_7500SWA
7440-38-2	Arsenic	2.0	ND	1	50	100	04/02/15	42377	SW40115D	31	MS	MS2_7500SWA
7440-41-7	Beryllium	1.0	ND	1	50	100	04/02/15	42377	SW40115D	31	MS	MS2_7500SWA
7440-43-9	Cadmium	2.0	ND	1	50	100	04/02/15	42377	SW40115D	31	MS	MS2_7500SWA
7440-48-4	Cobalt	2.0	ND	1	50	100	04/02/15	42377	SW40115D	31	MS	MS2_7500SWA
7439-92-1	Lead	3.0	ND	1	50	100	04/02/15	42377	SW40115D	31	MS	MS2_7500SWA
7782-49-2	Selenium	10	ND	1	50	100	04/02/15	42377	SW40115D	31	MS	MS2_7500SWA
7440-28-0	Thallium	2.0	ND	1	50	100	04/02/15	42377	SW40115D	31	MS	MS2_7500SWA

Comments: _____

Flag Codes:

U or ND - Indicates Compound was not found above the detection/reporting limit
P - ICP-AES
CV -ColdVapor
MS - ICP-MS

Form1
Inorganic Analysis Data Sheet

Sample ID:	AC83904-012	% Solid:	0	Lab Name:	Veritech	Nras No:	
Client Id:	SL-MW-3A F	Units:	UG/L	Lab Code:		Sdg No:	
Matrix:	AQUEOUS	Date Rec:	3/24/2015	Contract:		Case No:	
Level:	LOW						

Cas No.	Analyte	RL	Conc	Dil Fact	Initial Wt/Vol	Final Wt/Vol	Analysis Date	Prep Batch	File:	Seq Num	M	Instr
7429-90-5	Aluminum	200	ND	1	50	50	04/02/15	42377	W17612A2	26	P	PEICP2A
7440-39-3	Barium	50	ND	1	50	50	04/02/15	42377	W17612A2	26	P	PEICP2A
7440-70-2	Calcium	5000	11000	1	50	50	04/02/15	42377	W17612A2	26	P	PEICP2A
7440-47-3	Chromium	50	ND	1	50	50	04/02/15	42377	W17612A2	26	P	PEICP2A
7440-50-8	Copper	50	ND	1	50	50	04/02/15	42377	W17612A2	26	P	PEICP2A
7439-89-6	Iron	300	570	1	50	50	04/02/15	42377	W17612A2	26	P	PEICP2A
7439-95-4	Magnesium	5000	ND	1	50	50	04/02/15	42377	W17612A2	26	P	PEICP2A
7439-96-5	Manganese	40	330	1	50	50	04/02/15	42377	W17612A2	26	P	PEICP2A
7439-97-6	Mercury	0.70	ND	1	25	25	03/27/15	42377	H17612SW	20	CV	HGCV1A
7440-02-0	Nickel	50	ND	1	50	50	04/02/15	42377	W17612A2	26	P	PEICP2A
7440-09-7	Potassium	5000	11000	1	50	50	04/03/15	42377	W17612B2	25	P	PEICPRAD2A
7440-22-4	Silver	20	ND	1	50	50	04/02/15	42377	W17612A2	26	P	PEICP2A
7440-23-5	Sodium	5000	86000	1	50	50	04/03/15	42377	W17612B2	25	P	PEICPRAD2A
7440-62-2	Vanadium	50	ND	1	50	50	04/02/15	42377	W17612A2	26	P	PEICP2A
7440-66-6	Zinc	50	ND	1	50	50	04/02/15	42377	W17612A2	26	P	PEICP2A

Comments: _____

Flag Codes:

U or ND - Indicates Compound was not found above the detection/reporting limit
P - ICP-AES
CV -ColdVapor
MS - ICP-MS

Form1
Inorganic Analysis Data Sheet

Sample ID:	AC83904-013	% Solid:	0	Lab Name:	Veritech	Nras No:	
Client Id:	SL-MW-3B U	Units:	UG/L	Lab Code:		Sdg No:	
Matrix:	AQUEOUS	Date Rec:	3/24/2015	Contract:		Case No:	
Level:	LOW						

Cas No.	Analyte	RL	Conc	Dil Fact	Initial Wt/Vol	Final Wt/Vol	Analysis Date	Prep Batch	File:	Seq Num	M	Instr
7440-36-0	Antimony	3.0	ND	1	50	100	04/02/15	42376	SW40115C	32	MS	MS2_7500SWA
7440-38-2	Arsenic	2.0	ND	1	50	100	04/02/15	42376	SW40115C	32	MS	MS2_7500SWA
7440-41-7	Beryllium	1.0	ND	1	50	100	04/02/15	42376	SW40115C	32	MS	MS2_7500SWA
7440-43-9	Cadmium	2.0	ND	1	50	100	04/02/15	42376	SW40115C	32	MS	MS2_7500SWA
7440-48-4	Cobalt	2.0	ND	1	50	100	04/02/15	42376	SW40115C	32	MS	MS2_7500SWA
7439-92-1	Lead	3.0	ND	1	50	100	04/02/15	42376	SW40115C	32	MS	MS2_7500SWA
7782-49-2	Selenium	10	ND	1	50	100	04/02/15	42376	SW40115C	32	MS	MS2_7500SWA
7440-28-0	Thallium	2.0	ND	1	50	100	04/02/15	42376	SW40115C	32	MS	MS2_7500SWA

Comments: _____

Flag Codes:

U or ND - Indicates Compound was not found above the detection/reporting limit
P - ICP-AES
CV -ColdVapor
MS - ICP-MS

Form1
Inorganic Analysis Data Sheet

Sample ID:	AC83904-013	% Solid:	0	Lab Name:	Veritech	Nras No:	
Client Id:	SL-MW-3B U	Units:	UG/L	Lab Code:		Sdg No:	
Matrix:	AQUEOUS	Date Rec:	3/24/2015	Contract:		Case No:	
Level:	LOW						

Cas No.	Analyte	RL	Conc	Dil Fact	Initial Wt/Vol	Final Wt/Vol	Analysis Date	Prep Batch	File:	Seq Num	M	Instr
7429-90-5	Aluminum	200	330	1	50	50	04/02/15	42376	W17624C2	45	P	PEICP2A
7440-39-3	Barium	50	ND	1	50	50	04/01/15	42376	W17611A2	28	P	PEICP2A
7440-70-2	Calcium	5000	22000	1	50	50	04/01/15	42376	W17611A2	28	P	PEICP2A
7440-47-3	Chromium	50	52	1	50	50	04/01/15	42376	W17611A2	28	P	PEICP2A
7440-50-8	Copper	50	ND	1	50	50	04/01/15	42376	W17611A2	28	P	PEICP2A
7439-89-6	Iron	300	540	1	50	50	04/01/15	42376	W17611A2	28	P	PEICP2A
7439-95-4	Magnesium	5000	ND	1	50	50	04/01/15	42376	W17611A2	28	P	PEICP2A
7439-96-5	Manganese	40	ND	1	50	50	04/01/15	42376	W17611A2	28	P	PEICP2A
7439-97-6	Mercury	0.70	ND	1	25	25	04/02/15	42376	H17611SW	23	CV	HGCV2A
7440-02-0	Nickel	50	ND	1	50	50	04/01/15	42376	W17611A2	28	P	PEICP2A
7440-09-7	Potassium	5000	ND	1	50	50	04/01/15	42376	W17611B2	26	P	PEICPRAD2A
7440-22-4	Silver	20	ND	1	50	50	04/01/15	42376	W17611A2	28	P	PEICP2A
7440-23-5	Sodium	5000	38000	1	50	50	04/01/15	42376	W17611B2	26	P	PEICPRAD2A
7440-62-2	Vanadium	50	ND	1	50	50	04/01/15	42376	W17611A2	28	P	PEICP2A
7440-66-6	Zinc	50	53	1	50	50	04/01/15	42376	W17611A2	28	P	PEICP2A

Comments: _____

Flag Codes:

U or ND - Indicates Compound was not found above the detection/reporting limit
P - ICP-AES
CV -ColdVapor
MS - ICP-MS

Form1
Inorganic Analysis Data Sheet

Sample ID:	AC83904-014	% Solid:	0	Lab Name:	Veritech	Nras No:	
Client Id:	SL-MW-3B F	Units:	UG/L	Lab Code:		Sdg No:	
Matrix:	AQUEOUS	Date Rec:	3/24/2015	Contract:		Case No:	
Level:	LOW						

Cas No.	Analyte	RL	Conc.	Dil Fact	Initial Wt/Vol	Final Wt/Vol	Analysis Date	Prep Batch	File:	Seq Num	M	Instr
7440-36-0	Antimony	3.0	ND	1	50	100	04/02/15	42377	SW40115D	32	MS	MS2_7500SWA
7440-38-2	Arsenic	2.0	ND	1	50	100	04/02/15	42377	SW40115D	32	MS	MS2_7500SWA
7440-41-7	Beryllium	1.0	ND	1	50	100	04/02/15	42377	SW40115D	32	MS	MS2_7500SWA
7440-43-9	Cadmium	2.0	ND	1	50	100	04/02/15	42377	SW40115D	32	MS	MS2_7500SWA
7440-48-4	Cobalt	2.0	ND	1	50	100	04/02/15	42377	SW40115D	32	MS	MS2_7500SWA
7439-92-1	Lead	3.0	ND	1	50	100	04/02/15	42377	SW40115D	32	MS	MS2_7500SWA
7782-49-2	Selenium	10	ND	1	50	100	04/02/15	42377	SW40115D	32	MS	MS2_7500SWA
7440-28-0	Thallium	2.0	ND	1	50	100	04/02/15	42377	SW40115D	32	MS	MS2_7500SWA

Comments: _____

Flag Codes:

U or ND - Indicates Compound was not found above the detection/reporting limit
P - ICP-AES
CV -ColdVapor
MS - ICP-MS

Form1
Inorganic Analysis Data Sheet

Sample ID:	AC83904-014	% Solid:	0	Lab Name:	Veritech	Nras No:	
Client Id:	SL-MW-3B F	Units:	UG/L	Lab Code:		Sdg No:	
Matrix:	AQUEOUS	Date Rec:	3/24/2015	Contract:		Case No:	
Level:	LOW						

Cas No.	Analyte	RL	Conc	Dil Fact	Initial Wt/Vol	Final Wt/Vol	Analysis Date	Prep Batch	File:	Seq Num	M	Instr
7429-90-5	Aluminum	200	ND	1	50	50	04/02/15	42377	W17612A2	27	P	PEICP2A
7440-39-3	Barium	50	ND	1	50	50	04/02/15	42377	W17612A2	27	P	PEICP2A
7440-70-2	Calcium	5000	23000	1	50	50	04/02/15	42377	W17612A2	27	P	PEICP2A
7440-47-3	Chromium	50	ND	1	50	50	04/02/15	42377	W17612A2	27	P	PEICP2A
7440-50-8	Copper	50	ND	1	50	50	04/02/15	42377	W17612A2	27	P	PEICP2A
7439-89-6	Iron	300	ND	1	50	50	04/02/15	42377	W17612A2	27	P	PEICP2A
7439-95-4	Magnesium	5000	ND	1	50	50	04/02/15	42377	W17612A2	27	P	PEICP2A
7439-96-5	Manganese	40	ND	1	50	50	04/02/15	42377	W17612A2	27	P	PEICP2A
7439-97-6	Mercury	0.70	ND	1	25	25	03/27/15	42377	H17612SW	23	CV	HGCV1A
7440-02-0	Nickel	50	ND	1	50	50	04/02/15	42377	W17612A2	27	P	PEICP2A
7440-09-7	Potassium	5000	ND	1	50	50	04/03/15	42377	W17612B2	26	P	PEICPRAD2A
7440-22-4	Silver	20	ND	1	50	50	04/02/15	42377	W17612A2	27	P	PEICP2A
7440-23-5	Sodium	5000	42000	1	50	50	04/03/15	42377	W17612B2	26	P	PEICPRAD2A
7440-62-2	Vanadium	50	ND	1	50	50	04/02/15	42377	W17612A2	27	P	PEICP2A
7440-66-6	Zinc	50	ND	1	50	50	04/02/15	42377	W17612A2	27	P	PEICP2A

Comments: _____

Flag Codes:

U or ND - Indicates Compound was not found above the detection/reporting limit
P - ICP-AES
CV -ColdVapor
MS - ICP-MS

Form1
Inorganic Analysis Data Sheet

Sample ID:	AC83904-016	% Solid:	0	Lab Name:	Veritech	Nras No:	
Client Id:	SL-MW-12 U	Units:	UG/L	Lab Code:		Sdg No:	
Matrix:	AQUEOUS	Date Rec:	3/24/2015	Contract:		Case No:	
Level:	LOW						

Cas No.	Analyte	RL	Conc	Dil Fact	Initial Wt/Vol	Final Wt/Vol	Analysis Date	Prep Batch	File:	Seq Num	M.	Instr
7440-36-0	Antimony	3.0	ND	1	50	100	04/02/15	42376	SW40115C	33	MS	MS2_7500SWA
7440-38-2	Arsenic	2.0	ND	1	50	100	04/02/15	42376	SW40115C	33	MS	MS2_7500SWA
7440-41-7	Beryllium	1.0	ND	1	50	100	04/02/15	42376	SW40115C	33	MS	MS2_7500SWA
7440-43-9	Cadmium	2.0	ND	1	50	100	04/02/15	42376	SW40115C	33	MS	MS2_7500SWA
7440-48-4	Cobalt	2.0	ND	1	50	100	04/02/15	42376	SW40115C	33	MS	MS2_7500SWA
7439-92-1	Lead	3.0	ND	1	50	100	04/02/15	42376	SW40115C	33	MS	MS2_7500SWA
7782-49-2	Selenium	10	ND	1	50	100	04/02/15	42376	SW40115C	33	MS	MS2_7500SWA
7440-28-0	Thallium	2.0	ND	1	50	100	04/02/15	42376	SW40115C	33	MS	MS2_7500SWA

Comments: _____

Flag Codes:

U or ND - Indicates Compound was not found above the detection/reporting limit
P - ICP-AES
CV -ColdVapor
MS - ICP-MS

Form1
Inorganic Analysis Data Sheet

Sample ID:	AC83904-016	% Solid:	0	Lab Name:	Veritech	Nras No:	
Client Id:	SL-MW-12 U	Units:	UG/L	Lab Code:		Sdg No:	
Matrix:	AQUEOUS	Date Rec:	3/24/2015	Contract:		Case No:	
Level:	LOW						

Cas No.	Analyte	RL	Conc	Dil Fact	Initial Wt/Vol	Final Wt/Vol	Analysis Date	Prep Batch	File:	Seq Num	M	Instr
7429-90-5	Aluminum	200	1200	1	50	50	04/02/15	42376	W17624C2	46	P	PEICP2A
7440-39-3	Barium	50	ND	1	50	50	04/01/15	42376	W17611A2	37	P	PEICP2A
7440-70-2	Calcium	5000	9900	1	50	50	04/01/15	42376	W17611A2	37	P	PEICP2A
7440-47-3	Chromium	50	130	1	50	50	04/01/15	42376	W17611A2	37	P	PEICP2A
7440-50-8	Copper	50	ND	1	50	50	04/01/15	42376	W17611A2	37	P	PEICP2A
7439-89-6	Iron	300	1100	1	50	50	04/01/15	42376	W17611A2	37	P	PEICP2A
7439-95-4	Magnesium	5000	ND	1	50	50	04/01/15	42376	W17611A2	37	P	PEICP2A
7439-96-5	Manganese	40	340	1	50	50	04/01/15	42376	W17611A2	37	P	PEICP2A
7439-97-6	Mercury	0.70	ND	1	25	25	04/02/15	42376	H17611SW	24	CV	HGCV2A
7440-02-0	Nickel	50	ND	1	50	50	04/01/15	42376	W17611A2	37	P	PEICP2A
7440-09-7	Potassium	5000	ND	1	50	50	04/01/15	42376	W17611B2	32	P	PEICPRAD2A
7440-22-4	Silver	20	ND	1	50	50	04/01/15	42376	W17611A2	37	P	PEICP2A
7440-23-5	Sodium	5000	25000	1	50	50	04/01/15	42376	W17611B2	32	P	PEICPRAD2A
7440-62-2	Vanadium	50	ND	1	50	50	04/01/15	42376	W17611A2	37	P	PEICP2A
7440-66-6	Zinc	50	ND	1	50	50	04/01/15	42376	W17611A2	37	P	PEICP2A

Comments: _____

Flag Codes:

U or ND - Indicates Compound was not found above the detection/reporting limit
P - ICP-AES
CV -ColdVapor
MS - ICP-MS

Form1
Inorganic Analysis Data Sheet

Sample ID:	AC83904-017	% Solid:	0	Lab Name:	Veritech	Nras No:	
Client Id:	SL-MW-12 F	Units:	UG/L	Lab Code:		Sdg No:	
Matrix:	AQUEOUS	Date Rec:	3/24/2015	Contract:		Case No:	
Level:	LOW						

Cas No.	Analyte	RL	Conc	Dil Fact	Initial Wt/Vol	Final Wt/Vol	Analysis Date	Prep Batch	File:	Seq Num	M	Instr
7440-36-0	Antimony	3.0	ND	1	50	100	04/02/15	42377	SW40115D	33	MS	MS2_7500SWA
7440-38-2	Arsenic	2.0	ND	1	50	100	04/02/15	42377	SW40115D	33	MS	MS2_7500SWA
7440-41-7	Beryllium	1.0	ND	1	50	100	04/02/15	42377	SW40115D	33	MS	MS2_7500SWA
7440-43-9	Cadmium	2.0	ND	1	50	100	04/02/15	42377	SW40115D	33	MS	MS2_7500SWA
7440-48-4	Cobalt	2.0	ND	1	50	100	04/02/15	42377	SW40115D	33	MS	MS2_7500SWA
7439-92-1	Lead	3.0	ND	1	50	100	04/02/15	42377	SW40115D	33	MS	MS2_7500SWA
7782-49-2	Selenium	10	ND	1	50	100	04/02/15	42377	SW40115D	33	MS	MS2_7500SWA
7440-28-0	Thallium	2.0	ND	1	50	100	04/02/15	42377	SW40115D	33	MS	MS2_7500SWA

Comments: _____

Flag Codes:

U or ND - Indicates Compound was not found above the detection/reporting limit
P - ICP-AES
CV -ColdVapor
MS - ICP-MS

Form1
Inorganic Analysis Data Sheet

Sample ID:	AC83904-017	% Solid:	0	Lab Name:	Veritech	Nras No:	
Client Id:	SL-MW-12 F	Units:	UG/L	Lab Code:		Sdg No:	
Matrix:	AQUEOUS	Date Rec:	3/24/2015	Contract:		Case No:	
Level:	LOW						

Cas No.	Analyte	RL	Conc	Dil Fact	Initial Wt/Vol	Final Wt/Vol	Analysis Date	Prep Batch	File:	Seq Num	M	Instr
7429-90-5	Aluminum	200	ND	1	50	50	04/02/15	42377	W17612A2	28	P	PEICP2A
7440-39-3	Barium	50	ND	1	50	50	04/02/15	42377	W17612A2	28	P	PEICP2A
7440-70-2	Calcium	5000	11000	1	50	50	04/02/15	42377	W17612A2	28	P	PEICP2A
7440-47-3	Chromium	50	ND	1	50	50	04/02/15	42377	W17612A2	28	P	PEICP2A
7440-50-8	Copper	50	ND	1	50	50	04/02/15	42377	W17612A2	28	P	PEICP2A
7439-89-6	Iron	300	ND	1	50	50	04/02/15	42377	W17612A2	28	P	PEICP2A
7439-95-4	Magnesium	5000	ND	1	50	50	04/02/15	42377	W17612A2	28	P	PEICP2A
7439-96-5	Manganese	40	330	1	50	50	04/02/15	42377	W17612A2	28	P	PEICP2A
7439-97-6	Mercury	0.70	ND	1	25	25	03/27/15	42377	H17612SW	24	CV	HGCV1A
7440-02-0	Nickel	50	ND	1	50	50	04/02/15	42377	W17612A2	28	P	PEICP2A
7440-09-7	Potassium	5000	ND	1	50	50	04/03/15	42377	W17612B2	27	P	PEICPRAD2A
7440-22-4	Silver	20	ND	1	50	50	04/02/15	42377	W17612A2	28	P	PEICP2A
7440-23-5	Sodium	5000	27000	1	50	50	04/03/15	42377	W17612B2	27	P	PEICPRAD2A
7440-62-2	Vanadium	50	ND	1	50	50	04/02/15	42377	W17612A2	28	P	PEICP2A
7440-66-6	Zinc	50	ND	1	50	50	04/02/15	42377	W17612A2	28	P	PEICP2A

Comments: _____

Flag Codes:

U or ND - Indicates Compound was not found above the detection/reporting limit
P - ICP-AES
CV -ColdVapor
MS - ICP-MS

Form1
Inorganic Analysis Data Sheet

Sample ID:	AC83904-018	% Solid:	0	Lab Name:	Veritech	Nras No:	
Client Id:	SL-MW-6B U	Units:	UG/L	Lab Code:		Sdg No:	
Matrix:	AQUEOUS	Date Rec:	3/24/2015	Contract:		Case No:	
Level:	LOW						

Cas No.	Analyte	RL	Conc	Dil Fact	Initial Wt/Vol	Final Wt/Vol	Analysis Date	Prep Batch	File:	Seq Num	M	Instr
7440-36-0	Antimony	3.0	ND	1	50	100	04/02/15	42376	SW40115C	34	MS	MS2_7500SWA
7440-38-2	Arsenic	2.0	ND	1	50	100	04/02/15	42376	SW40115C	34	MS	MS2_7500SWA
7440-41-7	Beryllium	1.0	ND	1	50	100	04/02/15	42376	SW40115C	34	MS	MS2_7500SWA
7440-43-9	Cadmium	2.0	ND	1	50	100	04/02/15	42376	SW40115C	34	MS	MS2_7500SWA
7440-48-4	Cobalt	2.0	ND	1	50	100	04/02/15	42376	SW40115C	34	MS	MS2_7500SWA
7439-92-1	Lead	3.0	ND	1	50	100	04/02/15	42376	SW40115C	34	MS	MS2_7500SWA
7782-49-2	Selenium	10	ND	1	50	100	04/02/15	42376	SW40115C	34	MS	MS2_7500SWA
7440-28-0	Thallium	2.0	ND	1	50	100	04/02/15	42376	SW40115C	34	MS	MS2_7500SWA

Comments: _____

Flag Codes:

U or ND - Indicates Compound was not found above the detection/reporting limit
P - ICP-AES
CV -ColdVapor
MS - ICP-MS

Form1
Inorganic Analysis Data Sheet

Sample ID:	AC83904-018	% Solid:	0	Lab Name:	Veritech	Nras No:	
Client Id:	SL-MW-6B U	Units:	UG/L	Lab Code:		Sdg No:	
Matrix:	AQUEOUS	Date Rec:	3/24/2015	Contract:		Case No:	
Level:	LOW						

Cas No.	Analyte	RL	Conc	Dil Fact	Initial Wt/Vol	Final Wt/Vol	Analysis Date	Prep Batch	File:	Seq Num	M	Instr
7429-90-5	Aluminum	200	240	1	50	50	04/02/15	42376	W17624C2	47	P	PEICP2A
7440-39-3	Barium	50	ND	1	50	50	04/01/15	42376	W17611A2	38	P	PEICP2A
7440-70-2	Calcium	5000	24000	1	50	50	04/01/15	42376	W17611A2	38	P	PEICP2A
7440-47-3	Chromium	50	ND	1	50	50	04/01/15	42376	W17611A2	38	P	PEICP2A
7440-50-8	Copper	50	ND	1	50	50	04/01/15	42376	W17611A2	38	P	PEICP2A
7439-89-6	Iron	300	ND	1	50	50	04/01/15	42376	W17611A2	38	P	PEICP2A
7439-95-4	Magnesium	5000	ND	1	50	50	04/01/15	42376	W17611A2	38	P	PEICP2A
7439-96-5	Manganese	40	ND	1	50	50	04/01/15	42376	W17611A2	38	P	PEICP2A
7439-97-6	Mercury	0.70	ND	1	25	25	04/02/15	42376	H17611SW	25	CV	HGCV2A
7440-02-0	Nickel	50	ND	1	50	50	04/01/15	42376	W17611A2	38	P	PEICP2A
7440-09-7	Potassium	5000	ND	1	50	50	04/01/15	42376	W17611B2	33	P	PEICPRAD2A
7440-22-4	Silver	20	ND	1	50	50	04/01/15	42376	W17611A2	38	P	PEICP2A
7440-23-5	Sodium	5000	11000	1	50	50	04/01/15	42376	W17611B2	33	P	PEICPRAD2A
7440-62-2	Vanadium	50	ND	1	50	50	04/01/15	42376	W17611A2	38	P	PEICP2A
7440-66-6	Zinc	50	ND	1	50	50	04/01/15	42376	W17611A2	38	P	PEICP2A

Comments: _____

Flag Codes:

U or ND - Indicates Compound was not found above the detection/reporting limit
P - ICP-AES
CV -ColdVapor
MS - ICP-MS

Form1
Inorganic Analysis Data Sheet

Sample ID:	AC83904-019	% Solid:	0	Lab Name:	Veritech	Nras No:	
Client Id:	SL-MW-6B F	Units:	UG/L	Lab Code:		Sdg No:	
Matrix:	AQUEOUS	Date Rec:	3/24/2015	Contract:		Case No:	
Level:	LOW						

Cas No.	Analyte	RL	Conc	Dil Fact	Initial Wt/Vol	Final Wt/Vol	Analysis Date	Prep Batch	File:	Seq Num	M	Instr
7440-36-0	Antimony	3.0	ND	1	50	100	04/02/15	42377	SW40115D	34	MS	MS2_7500SWA
7440-38-2	Arsenic	2.0	ND	1	50	100	04/02/15	42377	SW40115D	34	MS	MS2_7500SWA
7440-41-7	Beryllium	1.0	ND	1	50	100	04/02/15	42377	SW40115D	34	MS	MS2_7500SWA
7440-43-9	Cadmium	2.0	ND	1	50	100	04/02/15	42377	SW40115D	34	MS	MS2_7500SWA
7440-48-4	Cobalt	2.0	ND	1	50	100	04/02/15	42377	SW40115D	34	MS	MS2_7500SWA
7439-92-1	Lead	3.0	ND	1	50	100	04/02/15	42377	SW40115D	34	MS	MS2_7500SWA
7782-49-2	Selenium	10	ND	1	50	100	04/02/15	42377	SW40115D	34	MS	MS2_7500SWA
7440-28-0	Thallium	2.0	ND	1	50	100	04/02/15	42377	SW40115D	34	MS	MS2_7500SWA

Comments: _____

Flag Codes:

U or ND - Indicates Compound was not found above the detection/reporting limit
P - ICP-AES
CV -ColdVapor
MS - ICP-MS

Form1
Inorganic Analysis Data Sheet

Sample ID:	AC83904-019	% Solid:	0	Lab Name:	Veritech	Nras No:	
Client Id:	SL-MW-6B F	Units:	UG/L	Lab Code:		Sdg No:	
Matrix:	AQUEOUS	Date Rec:	3/24/2015	Contract:		Case No:	
Level:	LOW						

Cas No.	Analyte	RL	Conc	Dil Fact	Initial Wt/Vol	Final Wt/Vol	Analysis Date	Prep Batch	File:	Seq Num	M	Instr
7429-90-5	Aluminum	200	ND	1	50	50	04/02/15	42377	W17612A2	29	P	PEICP2A
7440-39-3	Barium	50	ND	1	50	50	04/02/15	42377	W17612A2	29	P	PEICP2A
7440-70-2	Calcium	5000	24000	1	50	50	04/02/15	42377	W17612A2	29	P	PEICP2A
7440-47-3	Chromium	50	ND	1	50	50	04/02/15	42377	W17612A2	29	P	PEICP2A
7440-50-8	Copper	50	ND	1	50	50	04/02/15	42377	W17612A2	29	P	PEICP2A
7439-89-6	Iron	300	ND	1	50	50	04/02/15	42377	W17612A2	29	P	PEICP2A
7439-95-4	Magnesium	5000	ND	1	50	50	04/02/15	42377	W17612A2	29	P	PEICP2A
7439-96-5	Manganese	40	ND	1	50	50	04/02/15	42377	W17612A2	29	P	PEICP2A
7439-97-6	Mercury	0.70	ND	1	25	25	03/27/15	42377	H17612SW	25	CV	HGCV1A
7440-02-0	Nickel	50	ND	1	50	50	04/02/15	42377	W17612A2	29	P	PEICP2A
7440-09-7	Potassium	5000	ND	1	50	50	04/03/15	42377	W17612B2	28	P	PEICPRAD2A
7440-22-4	Silver	20	ND	1	50	50	04/02/15	42377	W17612A2	29	P	PEICP2A
7440-23-5	Sodium	5000	11000	1	50	50	04/03/15	42377	W17612B2	28	P	PEICPRAD2A
7440-62-2	Vanadium	50	ND	1	50	50	04/02/15	42377	W17612A2	29	P	PEICP2A
7440-66-6	Zinc	50	ND	1	50	50	04/02/15	42377	W17612A2	29	P	PEICP2A

Comments: _____

Flag Codes:

U or ND - Indicates Compound was not found above the detection/reporting limit
P - ICP-AES
CV -ColdVapor
MS - ICP-MS

Form1
Inorganic Analysis Data Sheet

Sample ID:	AC83904-020	% Solid:	0	Lab Name:	Veritech	Nras No:	
Client Id:	SL-MW-6A U	Units:	UG/L	Lab Code:		Sdg No:	
Matrix:	AQUEOUS	Date Rec:	3/24/2015	Contract:		Case No:	
Level:	LOW						

Cas No.	Analyte	RL	Conc	Dil Fact	Initial Wt/Vol	Final Wt/Vol	Analysis Date	Prep Batch	File:	Seq Num	M	Instr
7440-36-0	Antimony	3.0	ND	1	50	100	04/02/15	42376	SW40115C	35	MS	MS2_7500SWA
7440-38-2	Arsenic	2.0	ND	1	50	100	04/02/15	42376	SW40115C	35	MS	MS2_7500SWA
7440-41-7	Beryllium	1.0	ND	1	50	100	04/02/15	42376	SW40115C	35	MS	MS2_7500SWA
7440-43-9	Cadmium	2.0	ND	1	50	100	04/02/15	42376	SW40115C	35	MS	MS2_7500SWA
7440-48-4	Cobalt	2.0	ND	1	50	100	04/02/15	42376	SW40115C	35	MS	MS2_7500SWA
7439-92-1	Lead	3.0	ND	1	50	100	04/02/15	42376	SW40115C	35	MS	MS2_7500SWA
7782-49-2	Selenium	10	ND	1	50	100	04/02/15	42376	SW40115C	35	MS	MS2_7500SWA
7440-28-0	Thallium	2.0	ND	1	50	100	04/02/15	42376	SW40115C	35	MS	MS2_7500SWA

Comments: _____

Flag Codes:

U or ND - Indicates Compound was not found above the detection/reporting limit
P - ICP-AES
CV -ColdVapor
MS - ICP-MS

Form1
Inorganic Analysis Data Sheet

Sample ID:	AC83904-020	% Solid:	0	Lab Name:	Veritech	Nras No:	
Client Id:	SL-MW-6A U	Units:	UG/L	Lab Code:		Sdg No:	
Matrix:	AQUEOUS	Date Rec:	3/24/2015	Contract:		Case No:	
Level:	LOW						

Cas No.	Analyte	RL	Conc	Dil Fact	Initial Wt/Vol	Final Wt/Vol	Analysis Date	Prep Batch	File:	Seq Num	M	Instr
7429-90-5	Aluminum	200	300	1	50	50	04/02/15	42376	W17624C2	51	P	PEICP2A
7440-39-3	Barium	50	ND	1	50	50	04/01/15	42376	W17611A2	39	P	PEICP2A
7440-70-2	Calcium	5000	17000	1	50	50	04/01/15	42376	W17611A2	39	P	PEICP2A
7440-47-3	Chromium	50	130	1	50	50	04/01/15	42376	W17611A2	39	P	PEICP2A
7440-50-8	Copper	50	ND	1	50	50	04/01/15	42376	W17611A2	39	P	PEICP2A
7439-89-6	Iron	300	800	1	50	50	04/01/15	42376	W17611A2	39	P	PEICP2A
7439-95-4	Magnesium	5000	ND	1	50	50	04/01/15	42376	W17611A2	39	P	PEICP2A
7439-96-5	Manganese	40	ND	1	50	50	04/01/15	42376	W17611A2	39	P	PEICP2A
7439-97-6	Mercury	0.70	ND	1	25	25	04/02/15	42376	H17611SW	26	CV	HGCV2A
7440-02-0	Nickel	50	ND	1	50	50	04/01/15	42376	W17611A2	39	P	PEICP2A
7440-09-7	Potassium	5000	ND	1	50	50	04/01/15	42376	W17611B2	34	P	PEICPRAD2A
7440-22-4	Silver	20	ND	1	50	50	04/01/15	42376	W17611A2	39	P	PEICP2A
7440-23-5	Sodium	5000	51000	1	50	50	04/01/15	42376	W17611B2	34	P	PEICPRAD2A
7440-62-2	Vanadium	50	ND	1	50	50	04/01/15	42376	W17611A2	39	P	PEICP2A
7440-66-6	Zinc	50	ND	1	50	50	04/01/15	42376	W17611A2	39	P	PEICP2A

Comments: _____

Flag Codes:

U or ND - Indicates Compound was not found above the detection/reporting limit
P - ICP-AES
CV -ColdVapor
MS - ICP-MS

Form1
Inorganic Analysis Data Sheet

Sample ID:	AC83904-021	% Solid:	0	Lab Name:	Veritech	Nras No:	
Client Id:	SL-MW-6A F	Units:	UG/L	Lab Code:		Sdg No:	
Matrix:	AQUEOUS	Date Rec:	3/24/2015	Contract:		Case No:	
Level:	LOW						

Cas No.	Analyte	RL	Conc	Dil Fact	Initial Wt/Vol	Final Wt/Vol	Analysis Date	Prep Batch	File:	Seq Num	M	Instr
7440-36-0	Antimony	3.0	ND	1	50	100	04/02/15	42377	SW40115D	35	MS	MS2_7500SWA
7440-38-2	Arsenic	2.0	ND	1	50	100	04/02/15	42377	SW40115D	35	MS	MS2_7500SWA
7440-41-7	Beryllium	1.0	ND	1	50	100	04/02/15	42377	SW40115D	35	MS	MS2_7500SWA
7440-43-9	Cadmium	2.0	ND	1	50	100	04/02/15	42377	SW40115D	35	MS	MS2_7500SWA
7440-48-4	Cobalt	2.0	ND	1	50	100	04/02/15	42377	SW40115D	35	MS	MS2_7500SWA
7439-92-1	Lead	3.0	ND	1	50	100	04/02/15	42377	SW40115D	35	MS	MS2_7500SWA
7782-49-2	Selenium	10	ND	1	50	100	04/02/15	42377	SW40115D	35	MS	MS2_7500SWA
7440-28-0	Thallium	2.0	ND	1	50	100	04/02/15	42377	SW40115D	35	MS	MS2_7500SWA

Comments: _____

Flag Codes:

U or ND - Indicates Compound was not found above the detection/reporting limit
P - ICP-AES
CV -ColdVapor
MS - ICP-MS

Form1
Inorganic Analysis Data Sheet

Sample ID:	AC83904-021	% Solid:	0	Lab Name:	Veritech	Nras No:	
Client Id:	SL-MW-6A F	Units:	UG/L	Lab Code:		Sdg No:	
Matrix:	AQUEOUS	Date Rec:	3/24/2015	Contract:		Case No:	
Level:	LOW						

Cas No.	Analyte	RL	Conc	Dil Fact	Initial Wt/Vol	Final Wt/Vol	Analysis Date	Prep Batch	File:	Seq Num	M	Instr
7429-90-5	Aluminum	200	260	1	50	50	04/02/15	42377	W17612A2	35	P	PEICP2A
7440-39-3	Barium	50	ND	1	50	50	04/02/15	42377	W17612A2	35	P	PEICP2A
7440-70-2	Calcium	5000	17000	1	50	50	04/02/15	42377	W17612A2	35	P	PEICP2A
7440-47-3	Chromium	50	ND	1	50	50	04/02/15	42377	W17612A2	35	P	PEICP2A
7440-50-8	Copper	50	ND	1	50	50	04/02/15	42377	W17612A2	35	P	PEICP2A
7439-89-6	Iron	300	ND	1	50	50	04/02/15	42377	W17612A2	35	P	PEICP2A
7439-95-4	Magnesium	5000	ND	1	50	50	04/02/15	42377	W17612A2	35	P	PEICP2A
7439-96-5	Manganese	40	ND	1	50	50	04/02/15	42377	W17612A2	35	P	PEICP2A
7439-97-6	Mercury	0.70	ND	1	25	25	03/27/15	42377	H17612SW	26	CV	HGCV1A
7440-02-0	Nickel	50	ND	1	50	50	04/02/15	42377	W17612A2	35	P	PEICP2A
7440-09-7	Potassium	5000	ND	1	50	50	04/03/15	42377	W17612B2	34	P	PEICPRAD2A
7440-22-4	Silver	20	ND	1	50	50	04/02/15	42377	W17612A2	35	P	PEICP2A
7440-23-5	Sodium	5000	53000	1	50	50	04/03/15	42377	W17612B2	34	P	PEICPRAD2A
7440-62-2	Vanadium	50	ND	1	50	50	04/02/15	42377	W17612A2	35	P	PEICP2A
7440-66-6	Zinc	50	ND	1	50	50	04/02/15	42377	W17612A2	35	P	PEICP2A

Comments: _____

Flag Codes:

U or ND - Indicates Compound was not found above the detection/reporting limit
P - ICP-AES
CV -ColdVapor
MS - ICP-MS

Form1
Inorganic Analysis Data Sheet

Sample ID:	AC83904-022	% Solid:	0	Lab Name:	Veritech	Nras No:	
Client Id:	Field Blank U	Units:	UG/L	Lab Code:		Sdg No:	
Matrix:	AQUEOUS	Date Rec:	3/24/2015	Contract:		Case No:	
Level:	LOW						

Cas No.	Analyte	RL	Conc	Dil Fact	Initial Wt/Vol	Final Wt/Vol	Analysis Date	Prep Batch	File:	Seq Num	M	Instr
7440-36-0	Antimony	3.0	ND	1	50	100	04/02/15	42376	SW40115C	36	MS	MS2_7500SWA
7440-38-2	Arsenic	2.0	ND	1	50	100	04/02/15	42376	SW40115C	36	MS	MS2_7500SWA
7440-41-7	Beryllium	1.0	ND	1	50	100	04/02/15	42376	SW40115C	36	MS	MS2_7500SWA
7440-43-9	Cadmium	2.0	ND	1	50	100	04/02/15	42376	SW40115C	36	MS	MS2_7500SWA
7440-48-4	Cobalt	2.0	ND	1	50	100	04/02/15	42376	SW40115C	36	MS	MS2_7500SWA
7439-92-1	Lead	3.0	ND	1	50	100	04/02/15	42376	SW40115C	36	MS	MS2_7500SWA
7782-49-2	Selenium	10	ND	1	50	100	04/02/15	42376	SW40115C	36	MS	MS2_7500SWA
7440-28-0	Thallium	2.0	ND	1	50	100	04/02/15	42376	SW40115C	36	MS	MS2_7500SWA

Comments: _____

Flag Codes:

U or ND - Indicates Compound was not found above the detection/reporting limit
P - ICP-AES
CV -ColdVapor
MS - ICP-MS

Form1
Inorganic Analysis Data Sheet

Sample ID:	AC83904-022	% Solid:	0	Lab Name:	Veritech	Nras No:	
Client Id:	Field Blank U	Units:	UG/L	Lab Code:		Sdg No:	
Matrix:	AQUEOUS	Date Rec:	3/24/2015	Contract:		Case No:	
Level:	LOW						

Cas No.	Analyte	RL	Conc	Dil Fact	Initial Wt/Vol	Final Wt/Vol	Analysis Date	Prep Batch	File:	Seq Num	M	Instr
7429-90-5	Aluminum	200	ND	1	50	50	04/02/15	42376	W17624C2	52	P	PEICP2A
7440-39-3	Barium	50	ND	1	50	50	04/01/15	42376	W17611A2	40	P	PEICP2A
7440-70-2	Calcium	5000	ND	1	50	50	04/01/15	42376	W17611A2	40	P	PEICP2A
7440-47-3	Chromium	50	ND	1	50	50	04/01/15	42376	W17611A2	40	P	PEICP2A
7440-50-8	Copper	50	ND	1	50	50	04/01/15	42376	W17611A2	40	P	PEICP2A
7439-89-6	Iron	300	ND	1	50	50	04/01/15	42376	W17611A2	40	P	PEICP2A
7439-95-4	Magnesium	5000	ND	1	50	50	04/01/15	42376	W17611A2	40	P	PEICP2A
7439-96-5	Manganese	40	ND	1	50	50	04/01/15	42376	W17611A2	40	P	PEICP2A
7439-97-6	Mercury	0.70	ND	1	25	25	04/02/15	42376	H17611SW	27	CV	HGCV2A
7440-02-0	Nickel	50	ND	1	50	50	04/01/15	42376	W17611A2	40	P	PEICP2A
7440-09-7	Potassium	5000	ND	1	50	50	04/01/15	42376	W17611B2	35	P	PEICPRAD2A
7440-22-4	Silver	20	ND	1	50	50	04/01/15	42376	W17611A2	40	P	PEICP2A
7440-23-5	Sodium	5000	ND	1	50	50	04/01/15	42376	W17611B2	35	P	PEICPRAD2A
7440-62-2	Vanadium	50	ND	1	50	50	04/01/15	42376	W17611A2	40	P	PEICP2A
7440-66-6	Zinc	50	ND	1	50	50	04/01/15	42376	W17611A2	40	P	PEICP2A

Comments: _____

Flag Codes:

U or ND - Indicates Compound was not found above the detection/reporting limit
P - ICP-AES
CV -ColdVapor
MS - ICP-MS

Form1
Inorganic Analysis Data Sheet

Sample ID:	AC83904-023	% Solid:	0	Lab Name:	Veritech	Nras No:	
Client Id:	Field Blank F	Units:	UG/L	Lab Code:		Sdg No:	
Matrix:	AQUEOUS	Date Rec:	3/24/2015	Contract:		Case No:	
Level:	LOW						

Cas No.	Analyte	RL	Conc	Dil Fact	Initial Wt/Vol	Final Wt/Vol	Analysis Date	Prep Batch	File:	Seq Num	M	Instr
7440-36-0	Antimony	3.0	ND	1	50	100	04/02/15	42377	SW40115D	36	MS	MS2_7500SWA
7440-38-2	Arsenic	2.0	ND	1	50	100	04/02/15	42377	SW40115D	36	MS	MS2_7500SWA
7440-41-7	Beryllium	1.0	ND	1	50	100	04/02/15	42377	SW40115D	36	MS	MS2_7500SWA
7440-43-9	Cadmium	2.0	ND	1	50	100	04/02/15	42377	SW40115D	36	MS	MS2_7500SWA
7440-48-4	Cobalt	2.0	ND	1	50	100	04/02/15	42377	SW40115D	36	MS	MS2_7500SWA
7439-92-1	Lead	3.0	ND	1	50	100	04/02/15	42377	SW40115D	36	MS	MS2_7500SWA
7782-49-2	Selenium	10	ND	1	50	100	04/02/15	42377	SW40115D	36	MS	MS2_7500SWA
7440-28-0	Thallium	2.0	ND	1	50	100	04/02/15	42377	SW40115D	36	MS	MS2_7500SWA

Comments: _____

Flag Codes:

U or ND - Indicates Compound was not found above the detection/reporting limit
P - ICP-AES
CV -ColdVapor
MS - ICP-MS

Form1
Inorganic Analysis Data Sheet

Sample ID:	AC83904-023	% Solid:	0	Lab Name:	Veritech	Nras No:	
Client Id:	Field Blank F	Units:	UG/L	Lab Code:		Sdg No:	
Matrix:	AQUEOUS	Date Rec:	3/24/2015	Contract:		Case No:	
Level:	LOW						

Cas No.	Analyte	RL	Conc	Dil Fact	Initial Wt/Vol	Final Wt/Vol	Analysis Date	Prep Batch	File:	Seq Num	M	Instr
7429-90-5	Aluminum	200	ND	1	50	50	04/02/15	42377	W17612A2	36	P	PEICP2A
7440-39-3	Barium	50	ND	1	50	50	04/02/15	42377	W17612A2	36	P	PEICP2A
7440-70-2	Calcium	5000	ND	1	50	50	04/02/15	42377	W17612A2	36	P	PEICP2A
7440-47-3	Chromium	50	ND	1	50	50	04/02/15	42377	W17612A2	36	P	PEICP2A
7440-50-8	Copper	50	ND	1	50	50	04/02/15	42377	W17612A2	36	P	PEICP2A
7439-89-6	Iron	300	ND	1	50	50	04/02/15	42377	W17612A2	36	P	PEICP2A
7439-95-4	Magnesium	5000	ND	1	50	50	04/02/15	42377	W17612A2	36	P	PEICP2A
7439-96-5	Manganese	40	ND	1	50	50	04/02/15	42377	W17612A2	36	P	PEICP2A
7439-97-6	Mercury	0.70	ND	1	25	25	03/27/15	42377	H17612SW	27	CV	HGCV1A
7440-02-0	Nickel	50	ND	1	50	50	04/02/15	42377	W17612A2	36	P	PEICP2A
7440-09-7	Potassium	5000	ND	1	50	50	04/03/15	42377	W17612B2	35	P	PEICPRAD2A
7440-22-4	Silver	20	ND	1	50	50	04/02/15	42377	W17612A2	36	P	PEICP2A
7440-23-5	Sodium	5000	ND	1	50	50	04/03/15	42377	W17612B2	35	P	PEICPRAD2A
7440-62-2	Vanadium	50	ND	1	50	50	04/02/15	42377	W17612A2	36	P	PEICP2A
7440-66-6	Zinc	50	ND	1	50	50	04/02/15	42377	W17612A2	36	P	PEICP2A

Comments: _____

Flag Codes:

U or ND - Indicates Compound was not found above the detection/reporting limit
P - ICP-AES
CV -ColdVapor
MS - ICP-MS

FORM 3
(ICB/CCB/MB Summary)

Date Analyzed: 04/01/15
Data File: SW17611A2
Prep Batch: 42376
Reporting Limits Used: 6010B/6010C/7470A,7471A/7471B(Hg),6020/6020A
Instrument: PEICP2A
Units: All units in ppm except Hg and icp-ms in ppb
Project Number: 5032417

Lab Name: Veritech
Lab Code:
Contract:
Nras No:
Sdg No:
Case No:

Analyte	ICB V-205362-9	CCB-22	CCB-33	CCB-43	CCB-54	MB 42376 (1)-12
Barium	.05 U	.05 U	.05 U	.05 U	.05 U	.05 U
Cadmium	.012 U	.012 U	.012 U	.012 U	.012 U	.012 U
Calcium	5 U	5 U	5 U	5 U	5 U	5 U
Chromium	.05 U	.05 U	.05 U	.05 U	.05 U	.05 U
Copper	.05 U	.05 U	.05 U	.05 U	.05 U	.05 U
Iron	.3 U	.3 U	.3 U	.3 U	.3 U	.3 U
Lead	.012 U	.012 U	.012 U	.012 U	.012 U	.012 U
Magnesium	5 U	5 U	5 U	5 U	5 U	5 U
Manganese	.04 U	.04 U	.04 U	.04 U	.04 U	.04 U
Nickel	.05 U	.05 U	.05 U	.05 U	.05 U	.05 U
Silver	.02 U	.02 U	.02 U	.02 U	.02 U	.02 U
Vanadium	.05 U	.05 U	.05 U	.05 U	.05 U	.05 U
Zinc	.05 U	.05 U	.05 U	.05 U	.05 U	.05 U

Notes: a-indicates absolute value of result found above the reporting limits in CCB/ICB or result found above reporting limit in the MB
u-indicates result below reporting limit

FORM 3
(ICB/CCB/MB Summary)

Date Analyzed: 04/01/15
Data File: SW17611B2
Prep Batch: 42376
Reporting Limits Used: 6010B/6010C/7470A,7471A/7471B(Hg),6020/6020A
Instrument: PEICPRAD2A
Units: All units in ppm except Hg and icp-ms in ppb
Project Number: 5032417

Lab Name: Veritech
Lab Code:
Contract:
Nras No:
Sdg No:
Case No:

Analyte	ICB V-205362-8	CCB-21	CCB-31	CCB-38	CCB-49	MB 42376 (1)-11
Potassium	5 U	5 U	5 U	5 U	5 U	5 U
Sodium	5 U	5 U	5 U	5 U	5 U	5 U

Notes: a-indicates absolute value of result found above the reporting limits in CCB/ICB or result found above reporting limit in the MB
u-indicates result below reporting limit

FORM 3
(ICB/CCB/MB Summary)

Date Analyzed: 04/02/15
Data File: SW17624C2
Prep Batch: 42376
Reporting Limits Used: 6010B/6010C/7470A,7471A/7471B(Hg),6020/6020A
Instrument: PEICP2A
Units: All units in ppm except Hg and icp-ms in ppb
Project Number: 5032417

Lab Name: Veritech
Lab Code:
Contract:
Nras No:
Sdg No:
Case No:

Analyte	ICB V-205362-9	CCB-22	CCB-29	CCB-40	CCB-50	CCB-63	MB 42376 (1)-30
Aluminum	.2 U	.2 U	.2 U	.2 U	.2 U	.2 U	.2 U

Notes: a-indicates absolute value of result found above the reporting limits in CCB/ICB or result found above reporting limit in the MB
u-indicates result below reporting limit

FORM 3
(ICB/CCB/MB Summary)

Date Analyzed: 04/02/15
Data File: SW40115C
Prep Batch: 42376
Reporting Limits Used: 6010B/6010C/7470A,7471A/7471B(Hg),6020/6020A
Instrument: MS2_7500SWA
Units: All units in ppm except Hg and icp-ms in ppb
Project Number: 5032417

Lab Name: Veritech
Lab Code:
Contract:
Nras No:
Sdg No:
Case No:

Analyte	ICB V-206944-10	CCB V-206944-15	CCB V-206944-28	CCB V-206944-41	CCB V-206944-50	MB 42376-16
Antimony	1.5 U	1.5 U	1.5 U	1.5 U	1.5 U	3 U
Arsenic	1 U	1 U	1 U	1 U	1 U	2 U
Beryllium	.5 U	.5 U	.5 U	.5 U	.5 U	1 U
Cadmium	1 U	1 U	1 U	1 U	1 U	2 U
Cobalt	1 U	1 U	1 U	1 U	1 U	2 U
Lead	1.5 U	1.5 U	1.5 U	1.5 U	1.5 U	3 U
Selenium	5 U	5 U	5 U	5 U	5 U	10 U
Thallium	1 U	1 U	1 U	1 U	1 U	2 U

Notes: a-indicates absolute value of result found above the reporting limits in CCB/ICB or result found above reporting limit in the MB
u-indicates result below reporting limit

FORM 3
(ICB/CCB/MB Summary)

Date Analyzed: 04/02/15
Data File: SW17612A2
Prep Batch: 42377
Reporting Limits Used: 6010B/6010C/7470A,7471A/7471B(Hg),6020/6020A
Instrument: PEICP2A
Units: All units in ppm except Hg and icp-ms in ppb
Project Number: 5032417

Lab Name: Veritech
Lab Code:
Contract:
Nras No:
Sdg No:
Case No:

Analyte	ICB V-205362-9	CCB-22	CCB-34	CCB-45	CCB-53	CCB-65	CCB-78	MB 42377 (1)-12
Aluminum	.2 U	.2 U	.2 U	.2 U	.2 U	.2 U	.2 U	.2 U
Barium	.05 U	.05 U	.05 U	.05 U	.05 U	.05 U	.05 U	.05 U
Calcium	5 U	5 U	5 U	5 U	5 U	5 U	5 U	5 U
Chromium	.05 U	.05 U	.05 U	.05 U	.05 U	.05 U	.05 U	.05 U
Copper	.05 U	.05 U	.05 U	.05 U	.05 U	.05 U	.05 U	.05 U
Iron	.3 U	.3 U	.3 U	.3 U	.3 U	.3 U	.3 U	.3 U
Magnesium	5 U	5 U	5 U	5 U	5 U	5 U	5 U	5 U
Manganese	.04 U	.04 U	.04 U	.04 U	.04 U	.04 U	.04 U	.04 U
Nickel	.05 U	.05 U	.05 U	.05 U	.05 U	.05 U	.05 U	.05 U
Silver	.02 U	.02 U	.02 U	.02 U	.02 U	.02 U	.02 U	.02 U
Vanadium	.05 U	.05 U	.05 U	.05 U	.05 U	.05 U	.05 U	.05 U
Zinc	.05 U	.05 U	.05 U	.05 U	.05 U	.05 U	.05 U	.05 U

Notes: a-indicates absolute value of result found above the reporting limits in CCB/ICB or result found above reporting limit in the MB
u-indicates result below reporting limit

FORM 3
(ICB/CCB/MB Summary)

Date Analyzed: 04/02/15
Data File: SW17612B2
Prep Batch: 42377
Reporting Limits Used: 6010B/6010C/7470A,7471A/7471B(Hg),6020/6020A
Instrument: PEICPRAD2A
Units: All units in ppm except Hg and icp-ms in ppb
Project Number: 5032417

Lab Name: Veritech
Lab Code:
Contract:
Nras No:
Sdg No:
Case No:

Analyte	ICB V-205362-8	CCB-21	CCB-33	CCB-46	CCB-58	CCB-70	MB 42377 (1)-11
Potassium	5 U	5 U	5 U	5 U	5 U	5 U	5 U
Sodium	5 U	5 U	5 U	5 U	5 U	5 U	5 U

Notes: a-indicates absolute value of result found above the reporting limits in CCB/ICB or result found above reporting limit in the MB
u-indicates result below reporting limit

FORM 3
(ICB/CCB/MB Summary)

Date Analyzed: 04/02/15
Data File: SW40115D
Prep Batch: 42377
Reporting Limits Used: 6010B/6010C/7470A,7471A/7471B(Hg),6020/6020A
Instrument: MS2_7500SWA
Units: All units in ppm except Hg and icp-ms in ppb
Project Number: 5032417

Lab Name: Veritech
Lab Code:
Contract:
Nras No:
Sdg No:
Case No:

Analyte	ICB V-206944-10	CCB V-206944-15	CCB V-206944-28	CCB V-206944-41	CCB V-206944-54	MB 42377-16
Antimony	1.5 U	1.5 U	1.5 U	1.5 U	1.5 U	3 U
Arsenic	1 U	1 U	1 U	1 U	1 U	2 U
Beryllium	.5 U	.5 U	.5 U	.5 U	.5 U	1 U
Cadmium	1 U	1 U	1 U	1 U	1 U	2 U
Cobalt	1 U	1 U	1 U	1 U	1 U	2 U
Lead	1.5 U	1.5 U	1.5 U	1.5 U	1.5 U	3 U
Selenium	5 U	5 U	5 U	5 U	5 U	10 U
Thallium	1 U	1 U	1 U	1 U	1 U	2 U

Notes: a-indicates absolute value of result found above the reporting limits in CCB/ICB or result found above reporting limit in the MB
u-indicates result below reporting limit

FORM 3
(ICB/CCB/MB Summary)

Date Analyzed: 03/27/15
Data File: H17612SW
Prep Batch: 42377
Reporting Limits Used: 6010B/6010C/7470A,7471A/7471B(Hg),6020/6020A
Instrument: HGCV1A
Units: All units in ppm except Hg and icp-ms in ppb
Project Number: 5032417

Lab Name: Veritech
Lab Code:
Contract:
Nras No:
Sdg No:
Case No:

Analyte	ICB-10	CCB-22	CCB-34	CCB-40	MB 42377 (1)-11		
Mercury	.7 U	.7 U	.7 U	.7 U	.7 U		

Notes: a-indicates absolute value of result found above the reporting limits in CCB/ICB or result found above reporting limit in the MB
u-indicates result below reporting limit

FORM 3
(ICB/CCB/MB Summary)

Date Analyzed: 04/02/15
Data File: H17611SW
Prep Batch: 42376
Reporting Limits Used: 6010B/6010C/7470A,7471A/7471B(Hg),6020/6020A
Instrument: HGCV2A
Units: All units in ppm except Hg and icp-ms in ppb
Project Number: 5032417

Lab Name: Veritech
Lab Code:
Contract:
Nras No:
Sdg No:
Case No:

Analyte	ICB-10	CCB-21	CCB-32	CCB-37	MB 42376 (1)-11
Mercury	.7 U	.7 U	.7 U	.7 U	.7 U

Notes: a-indicates absolute value of result found above the reporting limits in CCB/ICB or result found above reporting limit in the MB
u-indicates result below reporting limit

FORM5/FORM7

SPIKE RECOVERY DATA

PREP BATCH: 42376

Instrument Type: ICPMS

Analytical Method(s):6020/200.8

ICP units in ppm, ICPMS and Hg in ppb

TxtQcType: LCS Matrix: AQUEOUS SampleID: LCSW 42376

Analyte	BatchId	DF	Data Fil	Seq#:	Spk Conc:	Spk Adde	Recov	Qual	Lo Lim	Hi Lim
Antimony	42376	1	SW40115	17	235.0000	250	94		80	120
Arsenic	42376	1	SW40115	17	219.0000	250	88		80	120
Beryllium	42376	1	SW40115	17	231.8000	250	93		80	120
Cadmium	42376	1	SW40115	17	225.3000	250	90		80	120
Cobalt	42376	1	SW40115	17	221.7000	250	89		80	120
Lead	42376	1	SW40115	17	230.5000	250	92		80	120
Selenium	42376	1	SW40115	17	223.0000	250	89		80	120
Thallium	42376	1	SW40115	17	215.2000	250	86		80	120

TxtQcType: LCSMR Matrix: AQUEOUS SampleID: LCSW MR 42376

Analyte	BatchId	DF	Data Fil	Seq#:	Spk Conc:	Spk Adde	Recov	Qual	Lo Lim	Hi Lim
Antimony	42376	1	SW40115	18	241.3000	250	97		80	120
Arsenic	42376	1	SW40115	18	229.9000	250	92		80	120
Beryllium	42376	1	SW40115	18	240.2000	250	96		80	120
Cadmium	42376	1	SW40115	18	230.5000	250	92		80	120
Cobalt	42376	1	SW40115	18	231.9000	250	93		80	120
Lead	42376	1	SW40115	18	237.6000	250	95		80	120
Selenium	42376	1	SW40115	18	234.6000	250	94		80	120
Thallium	42376	1	SW40115	18	224.6000	250	90		80	120

TxtQcType: MS Matrix: AQUEOUS SampleID: AC83904-005

Analyte	BatchId	DF	Data Fil	Seq#:	NS Data Fil	Seq#	Spk Conc:	NS Conc:	Spk Adde	Recov	Qual	Lo Lim	Hi Lim
Antimony	42376	1	SW40115	22	SW40115	19	248.9000	1.5U	250	100		75	125
Arsenic	42376	1	SW40115	22	SW40115	19	234.5000	1U	250	94		75	125
Beryllium	42376	1	SW40115	22	SW40115	19	247.2000	0.5U	250	99		75	125
Cadmium	42376	1	SW40115	22	SW40115	19	233.8000	1U	250	94		75	125
Cobalt	42376	1	SW40115	22	SW40115	19	229.0000	1U	250	92		75	125
Lead	42376	1	SW40115	22	SW40115	19	239.0000	1.5U	250	96		75	125
Selenium	42376	1	SW40115	22	SW40115	19	234.2000	5U	250	94		75	125
Thallium	42376	1	SW40115	22	SW40115	19	224.0000	1U	250	90		75	125

TxtQcType: MSD Matrix: AQUEOUS SampleID: AC83904-007

Analyte	BatchId	DF	Data Fil	Seq#:	NS Data Fil	Seq#	Spk Conc:	NS Conc:	Spk Adde	Recov	Qual	Lo Lim	Hi Lim
Antimony	42376	1	SW40115	23	SW40115	19	189.1000	1.5U	250	76		75	125
Arsenic	42376	1	SW40115	23	SW40115	19	222.9000	1U	250	89		75	125
Beryllium	42376	1	SW40115	23	SW40115	19	181.3000	0.5U	250	73	a	75	125
Cadmium	42376	1	SW40115	23	SW40115	19	179.8000	1U	250	72	a	75	125
Cobalt	42376	1	SW40115	23	SW40115	19	217.2000	1U	250	87		75	125
Lead	42376	1	SW40115	23	SW40115	19	188.5000	1.5U	250	75		75	125
Selenium	42376	1	SW40115	23	SW40115	19	225.0000	5U	250	90		75	125
Thallium	42376	1	SW40115	23	SW40115	19	176.2000	1U	250	70	a	75	125

a-Indicates Recovery Failed the criteria b-Indicates Recovery Failed the criteria but non spike concentration >4*spike amount

FORM5/FORM7

SPIKE RECOVERY DATA

PREP BATCH: 42377

Instrument Type: ICP/HG

Analytical Method(s):6010/200.7/7470A/7471A/245.1 ICP units in ppm, ICPMS and Hg in ppb

TxtQcType: LCS Matrix: AQUEOUS SampleID: LCSW 42377

Analyte	BatchId	DF	Data Fil	Seq#:	Spk Conc:	Spk Adde	Recov	Qual	Lo Lim	Hi Lim
Aluminum	42377	1	SW17612	13	5.1745	5.000	103		80	120
Antimony	42377	1	SW17612	13	0.5014	0.500	100		80	120
Arsenic	42377	1	SW17612	13	0.5011	0.500	100		80	120
Barium	42377	1	SW17612	13	0.5108	0.500	102		80	120
Beryllium	42377	1	SW17612	13	0.5066	0.500	101		80	120
Cadmium	42377	1	SW17612	13	0.5047	0.500	101		80	120
Calcium	42377	1	SW17612	13	50.0417	50.00	100		80	120
Chromium	42377	1	SW17612	13	0.5129	0.500	103		80	120
Cobalt	42377	1	SW17612	13	0.5119	0.500	102		80	120
Copper	42377	1	SW17612	13	0.5155	0.500	103		80	120
Iron	42377	1	SW17612	13	5.1435	5.000	103		80	120
Lead	42377	1	SW17612	13	0.5060	0.500	101		80	120
Magnesium	42377	1	SW17612	13	50.1968	50.00	100		80	120
Manganese	42377	1	SW17612	13	0.5116	0.500	102		80	120
Mercury	42377	1	H17612S	12	10.1739	10	102		80	120
Nickel	42377	1	SW17612	13	0.5138	0.500	103		80	120
Potassium	42377	1	SW17612	12	50.6125	50	101		80	120
Selenium	42377	1	SW17612	13	0.5065	0.500	101		80	120
Silver	42377	1	SW17612	13	0.0985	0.100	99		80	120
Sodium	42377	1	SW17612	12	50.9740	50	102		80	120
Thallium	42377	1	SW17612	13	0.5130	0.500	103		80	120
Vanadium	42377	1	SW17612	13	0.5046	0.500	101		80	120
Zinc	42377	1	SW17612	13	0.5171	0.500	103		80	120

TxtQcType: LCSMR Matrix: AQUEOUS SampleID: LCSW MR 42377

Analyte	BatchId	DF	Data Fil	Seq#:	Spk Conc:	Spk Adde	Recov	Qual	Lo Lim	Hi Lim
Aluminum	42377	1	SW17612	14	5.1356	5.000	103		80	120
Antimony	42377	1	SW17612	14	0.4966	0.500	99		80	120
Arsenic	42377	1	SW17612	14	0.4943	0.500	99		80	120
Barium	42377	1	SW17612	14	0.5089	0.500	102		80	120
Beryllium	42377	1	SW17612	14	0.5028	0.500	101		80	120
Cadmium	42377	1	SW17612	14	0.5022	0.500	100		80	120
Calcium	42377	1	SW17612	14	49.4798	50.00	99		80	120
Chromium	42377	1	SW17612	14	0.5095	0.500	102		80	120
Cobalt	42377	1	SW17612	14	0.5103	0.500	102		80	120
Copper	42377	1	SW17612	14	0.5145	0.500	103		80	120
Iron	42377	1	SW17612	14	5.1179	5.000	102		80	120
Lead	42377	1	SW17612	14	0.5016	0.500	100		80	120
Magnesium	42377	1	SW17612	14	49.5300	50.00	99		80	120
Manganese	42377	1	SW17612	14	0.5093	0.500	102		80	120
Mercury	42377	1	H17612S	13	10.3555	10	104		80	120
Nickel	42377	1	SW17612	14	0.5105	0.500	102		80	120
Potassium	42377	1	SW17612	13	49.7050	50	99		80	120
Selenium	42377	1	SW17612	14	0.5012	0.500	100		80	120
Silver	42377	1	SW17612	14	0.0981	0.100	98		80	120
Sodium	42377	1	SW17612	13	49.8423	50	100		80	120
Thallium	42377	1	SW17612	14	0.5113	0.500	102		80	120
Vanadium	42377	1	SW17612	14	0.5038	0.500	101		80	120
Zinc	42377	1	SW17612	14	0.5110	0.500	102		80	120

a-Indicates Recovery Failed the criteria b-Indicates Recovery Failed the criteria but non spike concentration >4*spike amount

FORM5/FORM7

SPIKE RECOVERY DATA

PREP BATCH: 42377

Instrument Type: ICP/HG

Analytical Method(s):6010/200.7/7470A/7471A/245.1 ICP units in ppm, ICPMS and Hg in ppb

TxtQcType: MS Matrix: AQUEOUS SampleID: AC83904-006

Analyte	BatchId	DF	Data Fil	Seq#:	NS Data Fil	Seq#	Spk Conc:	NS Conc:	Spk Adde	Recov	Qual	Lo Lim	Hi Lim
Aluminum	42377	1	SW17612	17	SW17612	15	5.0554	0.2U	5.00	101		75	125
Antimony	42377	1	SW17612	17	SW17612	15	0.5118	0.02U	0.50	102		75	125
Arsenic	42377	1	SW17612	17	SW17612	15	0.5147	0.02U	0.50	103		75	125
Barium	42377	1	SW17612	17	SW17612	15	0.5865	0.0702	0.50	103		75	125
Beryllium	42377	1	SW17612	17	SW17612	15	0.5067	0.012U	0.50	101		75	125
Cadmium	42377	1	SW17612	17	SW17612	15	0.5045	0.012U	0.50	101		75	125
Calcium	42377	1	SW17612	17	SW17612	15	82.5214	29.6553	50.0	106		75	125
Chromium	42377	1	SW17612	17	SW17612	15	0.5092	0.05U	0.50	102		75	125
Cobalt	42377	1	SW17612	17	SW17612	15	0.5041	0.02U	0.50	101		75	125
Copper	42377	1	SW17612	17	SW17612	15	0.5124	0.05U	0.50	102		75	125
Iron	42377	1	SW17612	17	SW17612	15	5.0733	0.3U	5.00	101		75	125
Lead	42377	1	SW17612	17	SW17612	15	0.5022	0.012U	0.50	100		75	125
Magnesium	42377	1	SW17612	17	SW17612	15	53.3556	5U	50.0	107		75	125
Manganese	42377	1	SW17612	17	SW17612	15	0.5337	0.04U	0.50	107		75	125
Mercury	42377	1	H17612S	16	H17612S	14	9.9288	.70U	10	99		75	125
Nickel	42377	1	SW17612	17	SW17612	15	0.5067	0.05U	0.50	101		75	125
Potassium	42377	1	SW17612	16	SW17612	14	55.0999	5U	50.00	110		75	125
Selenium	42377	1	SW17612	17	SW17612	15	0.5151	0.04U	0.50	103		75	125
Silver	42377	1	SW17612	17	SW17612	15	0.0992	0.02U	.100	99		75	125
Sodium	42377	1	SW17612	16	SW17612	14	188.0380	121.2210	50.00	134	a	75	125
Thallium	42377	1	SW17612	17	SW17612	15	0.5013	0.02U	0.50	100		75	125
Vanadium	42377	1	SW17612	17	SW17612	15	0.5035	0.05U	0.50	101		75	125
Zinc	42377	1	SW17612	17	SW17612	15	0.5156	0.05U	0.50	103		75	125

TxtQcType: MSD Matrix: AQUEOUS SampleID: AC83904-008

Analyte	BatchId	DF	Data Fil	Seq#:	NS Data Fil	Seq#	Spk Conc:	NS Conc:	Spk Adde	Recov	Qual	Lo Lim	Hi Lim
Aluminum	42377	1	SW17612	18	SW17612	15	4.9574	0.2U	5.00	99		75	125
Antimony	42377	1	SW17612	18	SW17612	15	0.5008	0.02U	0.50	100		75	125
Arsenic	42377	1	SW17612	18	SW17612	15	0.5034	0.02U	0.50	101		75	125
Barium	42377	1	SW17612	18	SW17612	15	0.5774	0.0702	0.50	101		75	125
Beryllium	42377	1	SW17612	18	SW17612	15	0.5020	0.012U	0.50	100		75	125
Cadmium	42377	1	SW17612	18	SW17612	15	0.4996	0.012U	0.50	100		75	125
Calcium	42377	1	SW17612	18	SW17612	15	80.1252	29.6553	50.0	101		75	125
Chromium	42377	1	SW17612	18	SW17612	15	0.5036	0.05U	0.50	101		75	125
Cobalt	42377	1	SW17612	18	SW17612	15	0.5013	0.02U	0.50	100		75	125
Copper	42377	1	SW17612	18	SW17612	15	0.5070	0.05U	0.50	101		75	125
Iron	42377	1	SW17612	18	SW17612	15	5.0279	0.3U	5.00	101		75	125
Lead	42377	1	SW17612	18	SW17612	15	0.4968	0.012U	0.50	99		75	125
Magnesium	42377	1	SW17612	18	SW17612	15	52.8213	5U	50.0	106		75	125
Manganese	42377	1	SW17612	18	SW17612	15	0.5218	0.04U	0.50	104		75	125
Mercury	42377	1	H17612S	17	H17612S	14	10.1251	.70U	10	101		75	125
Nickel	42377	1	SW17612	18	SW17612	15	0.5013	0.05U	0.50	100		75	125
Potassium	42377	1	SW17612	17	SW17612	14	54.2539	5U	50.0	109		75	125
Selenium	42377	1	SW17612	18	SW17612	15	0.5062	0.04U	0.50	101		75	125
Silver	42377	1	SW17612	18	SW17612	15	0.0981	0.02U	.100	98		75	125
Sodium	42377	1	SW17612	17	SW17612	14	179.6090	121.2210	50	117		75	125
Thallium	42377	1	SW17612	18	SW17612	15	0.4921	0.02U	0.50	98		75	125
Vanadium	42377	1	SW17612	18	SW17612	15	0.4984	0.05U	0.50	100		75	125
Zinc	42377	1	SW17612	18	SW17612	15	0.5159	0.05U	0.50	103		75	125

a-Indicates Recovery Failed the criteria b-Indicates Recovery Failed the criteria but non spike concentration >4*spike amount

FORM6/FORM9

RPD/%Difference Data

PREP BATCH: 42376

Instrument Type: ICP/HG

Analytical Method(s):6010/200.7/7470A/7471A/245.1

ICP units in ppm, ICPMS and Hg in ppb

TxtQcType: LCSMR Matrix: AQUEOUS SampleID: LCSW MR 42376

Analyte	BatchId	Data Fil	Seq#:	NS File	Seq#	Result 1	Result 2	RPD	Limit
Aluminum	42376	SW17624	32	SW17624	31	4.7134	4.6616	1.1	20
Barium	42376	SW17611	14	SW17611	13	0.4667	0.4502	3.6	20
Cadmium	42376	SW17611	14	SW17611	13	0.4589	0.4435	3.4	20
Calcium	42376	SW17611	14	SW17611	13	46.9541	45.9596	2.1	20
Chromium	42376	SW17611	14	SW17611	13	0.4677	0.4496	4	20
Copper	42376	SW17611	14	SW17611	13	0.4720	0.4561	3.4	20
Iron	42376	SW17611	14	SW17611	13	4.6809	4.5551	2.7	20
Lead	42376	SW17611	14	SW17611	13	0.4605	0.4505	2.2	20
Magnesium	42376	SW17611	14	SW17611	13	46.8882	45.9110	2.1	20
Manganese	42376	SW17611	14	SW17611	13	0.4653	0.4483	3.7	20
Mercury	42376	H17611S	13	H17611S	12	10.6300	10.3400	2.8	20
Nickel	42376	SW17611	14	SW17611	13	0.4700	0.4515	4	20
Potassium	42376	SW17611	13	SW17611	12	46.4922	45.5791	2	20
Silver	42376	SW17611	14	SW17611	13	0.0887	0.0849	4.4	20
Sodium	42376	SW17611	13	SW17611	12	47.1024	46.3904	1.5	20
Vanadium	42376	SW17611	14	SW17611	13	0.4587	0.4422	3.7	20
Zinc	42376	SW17611	14	SW17611	13	0.4735	0.4548	4	20

TxtQcType: MR Matrix: AQUEOUS SampleID: AC83904-003

Analyte	BatchId	Data Fil	Seq#:	NS File	Seq#	Result 1	Result 2	RPD	Limit
Aluminum	42376	SW17624	34	SW17624	33	0.2U	0.2U	---	20
Barium	42376	SW17611	16	SW17611	15	0.0695	0.0656	5.8	20
Cadmium	42376	SW17611	16	SW17611	15	0.012U	0.012U	---	20
Calcium	42376	SW17611	16	SW17611	15	29.0475	27.2823	6.3	20
Chromium	42376	SW17611	16	SW17611	15	0.05U	0.05U	---	20
Copper	42376	SW17611	16	SW17611	15	0.05U	0.05U	---	20
Iron	42376	SW17611	16	SW17611	15	0.3U	0.3U	---	20
Lead	42376	SW17611	16	SW17611	15	0.012U	0.012U	---	20
Magnesium	42376	SW17611	16	SW17611	15	5U	5U	---	20
Manganese	42376	SW17611	16	SW17611	15	0.2439	0.2159	12	20
Mercury	42376	H17611S	15	H17611S	14	.70U	.70U	---	20
Nickel	42376	SW17611	16	SW17611	15	0.05U	0.05U	---	20
Potassium	42376	SW17611	15	SW17611	14	5U	5U	---	20
Silver	42376	SW17611	16	SW17611	15	0.02U	0.02U	---	20
Sodium	42376	SW17611	15	SW17611	14	112.0820	103.1310	8.3	20
Vanadium	42376	SW17611	16	SW17611	15	0.05U	0.05U	---	20
Zinc	42376	SW17611	16	SW17611	15	0.05U	0.05U	---	20

a-Indicates Rpd Failed the criteria

b-Method Rep Out but concentrations < 5*RL

c-Serial dilution Out but conc < 10 * IDL

FORM6/FORM9

RPD/%Difference Data

PREP BATCH: 42376

Instrument Type: ICP/HG

Analytical Method(s):6010/200.7/7470A/7471A/245.1 ICP units in ppm, ICPMS and Hg in ppb

TxtQcType: MSD Matrix: AQUEOUS SampleID: AC83904-007

Analyte	BatchId	Data Fil	Seq#:	MS File	Seq#	Result 1	Result 2	RPD	Limit
Aluminum	42376	SW17624	36	SW17624	35	4.8375	4.8279	.2	20
Barium	42376	SW17611	18	SW17611	17	0.5302	0.5176	2.4	20
Cadmium	42376	SW17611	18	SW17611	17	0.4633	0.4505	2.8	20
Calcium	42376	SW17611	18	SW17611	17	73.3686	72.9062	.63	20
Chromium	42376	SW17611	18	SW17611	17	0.4623	0.4473	3.3	20
Copper	42376	SW17611	18	SW17611	17	0.4765	0.4601	3.5	20
Iron	42376	SW17611	18	SW17611	17	4.8986	4.7079	4	20
Lead	42376	SW17611	18	SW17611	17	0.4556	0.4494	1.4	20
Magnesium	42376	SW17611	18	SW17611	17	48.7176	48.5952	.25	20
Manganese	42376	SW17611	18	SW17611	17	0.6992	0.6910	1.2	20
Mercury	42376	H17611S	17	H17611S	16	9.4610	9.3310	1.4	20
Nickel	42376	SW17611	18	SW17611	17	0.4667	0.4523	3.2	20
Potassium	42376	SW17611	17	SW17611	16	48.2602	48.0898	.35	20
Silver	42376	SW17611	18	SW17611	17	0.0895	0.0863	3.6	20
Sodium	42376	SW17611	17	SW17611	16	150.9020	155.9190	3.3	20
Vanadium	42376	SW17611	18	SW17611	17	0.4568	0.4429	3.1	20
Zinc	42376	SW17611	18	SW17611	17	0.4947	0.4711	4.9	20

TxtQcType: SD Matrix: AQUEOUS SampleID: AC83904-003

Analyte	BatchId	Data Fil	Seq#:	NS File	Seq#	DF	Result 1	Result 2	%Diff		Limit
Aluminum	42376	SW17624	41	SW17624	33	5	-0.0049	0.0584	---		10
Barium	42376	SW17611	23	SW17611	15	5	0.0107	0.0656	19	a	10
Cadmium	42376	SW17611	23	SW17611	15	5	-0.0002	0.0009	---		10
Calcium	42376	SW17611	23	SW17611	15	5	5.4476	27.2823	0.16		10
Chromium	42376	SW17611	23	SW17611	15	5	-0.0023	-0.0001	---		10
Copper	42376	SW17611	23	SW17611	15	5	-0.0020	0.0006	---		10
Iron	42376	SW17611	23	SW17611	15	5	0.0092	0.1780	74	c	10
Lead	42376	SW17611	23	SW17611	15	5	-0.0025	-0.0007	---		10
Magnesium	42376	SW17611	23	SW17611	15	5	0.5107	3.2615	22	a	10
Manganese	42376	SW17611	23	SW17611	15	5	0.0418	0.2159	3.3		10
Nickel	42376	SW17611	23	SW17611	15	5	-0.0031	-0.0005	---		10
Potassium	42376	SW17611	22	SW17611	14	5	0.6303	2.6125	21	c	10
Silver	42376	SW17611	23	SW17611	15	5	-0.0001	0.0001	---		10
Sodium	42376	SW17611	22	SW17611	14	5	21.0791	103.1310	2.2		10
Vanadium	42376	SW17611	23	SW17611	15	5	-0.0016	0.0006	---		10
Zinc	42376	SW17611	23	SW17611	15	5	0.0039	0.0241	18	c	10

a-Indicates Rpd Failed the criteria

b-Method Rep Out but concentrations < 5*RL

c-Serial dilution Out but conc < 10 * IDL

FORM6/FORM9

RPD/%Difference Data

PREP BATCH: 42376

Instrument Type: ICPMS

Analytical Method(s):6020/200.8

ICP units in ppm, ICPMS and Hg in ppb

TxtQcType: LCSMR Matrix: AQUEOUS SampleID: LCSW MR 42376

Analyte	BatchId	Data Fil	Seq#:	NS File	Seq#	Result 1	Result 2	RPD		Limit
Antimony	42376	SW40115	18	SW40115	17	241.3000	235.0000	2.6		20
Arsenic	42376	SW40115	18	SW40115	17	229.9000	219.0000	4.9		20
Beryllium	42376	SW40115	18	SW40115	17	240.2000	231.8000	3.6		20
Cadmium	42376	SW40115	18	SW40115	17	230.5000	225.3000	2.3		20
Cobalt	42376	SW40115	18	SW40115	17	231.9000	221.7000	4.5		20
Lead	42376	SW40115	18	SW40115	17	237.6000	230.5000	3		20
Selenium	42376	SW40115	18	SW40115	17	234.6000	223.0000	5.1		20
Thallium	42376	SW40115	18	SW40115	17	224.6000	215.2000	4.3		20

TxtQcType: MR Matrix: AQUEOUS SampleID: AC83904-003

Analyte	BatchId	Data Fil	Seq#:	NS File	Seq#	Result 1	Result 2	RPD		Limit
Antimony	42376	SW40115	20	SW40115	19	1.5U	1.5U	---		20
Arsenic	42376	SW40115	20	SW40115	19	1U	1U	---		20
Beryllium	42376	SW40115	20	SW40115	19	0.5U	0.5U	---		20
Cadmium	42376	SW40115	20	SW40115	19	1U	1U	---		20
Cobalt	42376	SW40115	20	SW40115	19	1U	1U	---		20
Lead	42376	SW40115	20	SW40115	19	1.5U	1.5U	---		20
Selenium	42376	SW40115	20	SW40115	19	5U	5U	---		20
Thallium	42376	SW40115	20	SW40115	19	1U	1U	---		20

TxtQcType: MSD Matrix: AQUEOUS SampleID: AC83904-007

Analyte	BatchId	Data Fil	Seq#:	MS File	Seq#	Result 1	Result 2	RPD		Limit
Antimony	42376	SW40115	23	SW40115	22	189.1000	248.9000	27	a	20
Arsenic	42376	SW40115	23	SW40115	22	222.9000	234.5000	5.1		20
Beryllium	42376	SW40115	23	SW40115	22	181.3000	247.2000	31	a	20
Cadmium	42376	SW40115	23	SW40115	22	179.8000	233.8000	26	a	20
Cobalt	42376	SW40115	23	SW40115	22	217.2000	229.0000	5.3		20
Lead	42376	SW40115	23	SW40115	22	188.5000	239.0000	24	a	20
Selenium	42376	SW40115	23	SW40115	22	225.0000	234.2000	4		20
Thallium	42376	SW40115	23	SW40115	22	176.2000	224.0000	24	a	20

TxtQcType: SD Matrix: AQUEOUS SampleID: AC83904-003

Analyte	BatchId	Data Fil	Seq#:	NS File	Seq#	DF	Result 1	Result 2	%Diff		Limit
Antimony	42376	SW40115	21	SW40115	19	5	0.0744	0.4698	21	c	10
Arsenic	42376	SW40115	21	SW40115	19	5	0.0788	0.2835	39	c	10
Beryllium	42376	SW40115	21	SW40115	19	5	0.0692	0.3935	---		10
Cadmium	42376	SW40115	21	SW40115	19	5	0.1492	0.7643	2.4		10
Cobalt	42376	SW40115	21	SW40115	19	5	0.0385	0.1244	---		10
Lead	42376	SW40115	21	SW40115	19	5	0.1524	0.6289	---		10
Selenium	42376	SW40115	21	SW40115	19	5	0.1682	0.1698	---		10
Thallium	42376	SW40115	21	SW40115	19	5	0.1113	0.5457	2		10

a-Indicates Rpd Failed the criteria

b-Method Rep Out but concentrations < 5*RL

c-Serial dilution Out but conc < 10 * IDL

FORM6/FORM9

RPD/%Difference Data

PREP BATCH: 42377

Instrument Type: ICP/HG

Analytical Method(s):6010/200.7/7470A/7471A/245.1 ICP units in ppm, ICPMS and Hg in ppb

TxtQcType: LCSMR Matrix: AQUEOUS SampleID: LCSW MR 42377

Analyte	BatchId	Data Fil	Seq#:	NS File	Seq#	Result 1	Result 2	RPD	Limit
Aluminum	42377	SW17612	14	SW17612	13	5.1356	5.1745	.75	20
Antimony	42377	SW17612	14	SW17612	13	0.4966	0.5014	.95	20
Arsenic	42377	SW17612	14	SW17612	13	0.4943	0.5011	1.4	20
Barium	42377	SW17612	14	SW17612	13	0.5089	0.5108	.37	20
Beryllium	42377	SW17612	14	SW17612	13	0.5028	0.5066	.76	20
Cadmium	42377	SW17612	14	SW17612	13	0.5022	0.5047	.5	20
Calcium	42377	SW17612	14	SW17612	13	49.4798	50.0417	1.1	20
Chromium	42377	SW17612	14	SW17612	13	0.5095	0.5129	.67	20
Cobalt	42377	SW17612	14	SW17612	13	0.5103	0.5119	.3	20
Copper	42377	SW17612	14	SW17612	13	0.5145	0.5155	.18	20
Iron	42377	SW17612	14	SW17612	13	5.1179	5.1435	.5	20
Lead	42377	SW17612	14	SW17612	13	0.5016	0.5060	.88	20
Magnesium	42377	SW17612	14	SW17612	13	49.5300	50.1968	1.3	20
Manganese	42377	SW17612	14	SW17612	13	0.5093	0.5116	.46	20
Mercury	42377	H17612S	13	H17612S	12	10.3555	10.1739	1.8	20
Nickel	42377	SW17612	14	SW17612	13	0.5105	0.5138	.65	20
Potassium	42377	SW17612	13	SW17612	12	49.7050	50.6125	1.8	20
Selenium	42377	SW17612	14	SW17612	13	0.5012	0.5065	1.1	20
Silver	42377	SW17612	14	SW17612	13	0.0981	0.0985	.43	20
Sodium	42377	SW17612	13	SW17612	12	49.8423	50.9740	2.2	20
Thallium	42377	SW17612	14	SW17612	13	0.5113	0.5130	.32	20
Vanadium	42377	SW17612	14	SW17612	13	0.5038	0.5046	.17	20
Zinc	42377	SW17612	14	SW17612	13	0.5110	0.5171	1.2	20

TxtQcType: MR Matrix: AQUEOUS SampleID: AC83904-004

Analyte	BatchId	Data Fil	Seq#:	NS File	Seq#	Result 1	Result 2	RPD	Limit
Aluminum	42377	SW17612	16	SW17612	15	0.2U	0.2U	---	20
Antimony	42377	SW17612	16	SW17612	15	0.02U	0.02U	---	20
Arsenic	42377	SW17612	16	SW17612	15	0.02U	0.02U	---	20
Barium	42377	SW17612	16	SW17612	15	0.0696	0.0702	0.79	20
Beryllium	42377	SW17612	16	SW17612	15	0.012U	0.012U	---	20
Cadmium	42377	SW17612	16	SW17612	15	0.012U	0.012U	---	20
Calcium	42377	SW17612	16	SW17612	15	29.5621	29.6553	0.31	20
Chromium	42377	SW17612	16	SW17612	15	0.05U	0.05U	---	20
Cobalt	42377	SW17612	16	SW17612	15	0.02U	0.02U	---	20
Copper	42377	SW17612	16	SW17612	15	0.05U	0.05U	---	20
Iron	42377	SW17612	16	SW17612	15	0.3U	0.3U	---	20
Lead	42377	SW17612	16	SW17612	15	0.012U	0.012U	---	20
Magnesium	42377	SW17612	16	SW17612	15	5U	5U	---	20
Manganese	42377	SW17612	16	SW17612	15	0.04U	0.04U	---	20
Mercury	42377	H17612S	15	H17612S	14	.70U	.70U	---	20
Nickel	42377	SW17612	16	SW17612	15	0.05U	0.05U	---	20
Potassium	42377	SW17612	15	SW17612	14	5U	5U	---	20
Selenium	42377	SW17612	16	SW17612	15	0.04U	0.04U	---	20
Silver	42377	SW17612	16	SW17612	15	0.02U	0.02U	---	20
Sodium	42377	SW17612	15	SW17612	14	124.0230	121.2210	2.3	20
Thallium	42377	SW17612	16	SW17612	15	0.02U	0.02U	---	20
Vanadium	42377	SW17612	16	SW17612	15	0.05U	0.05U	---	20
Zinc	42377	SW17612	16	SW17612	15	0.05U	0.05U	---	20

a-Indicates Rpd Failed the criteria

b-Method Rep Out but concentrations < 5*RL

c-Serial dilution Out but conc < 10 * IDL

FORM6/FORM9

RPD/%Difference Data

PREP BATCH: 42377

Instrument Type: ICP/HG

Analytical Method(s):6010/200.7/7470A/7471A/245.1 ICP units in ppm, ICPMS and Hg in ppb

TxtQcType: MSD Matrix: AQUEOUS SampleID: AC83904-008

Analyte	BatchId	Data Fil	Seq#:	MS File	Seq#	Result 1	Result 2	RPD	Limit
Aluminum	42377	SW17612	18	SW17612	17	4.9574	5.0554	2	20
Antimony	42377	SW17612	18	SW17612	17	0.5008	0.5118	2.2	20
Arsenic	42377	SW17612	18	SW17612	17	0.5034	0.5147	2.2	20
Barium	42377	SW17612	18	SW17612	17	0.5774	0.5865	1.6	20
Beryllium	42377	SW17612	18	SW17612	17	0.5020	0.5067	.93	20
Cadmium	42377	SW17612	18	SW17612	17	0.4996	0.5045	.96	20
Calcium	42377	SW17612	18	SW17612	17	80.1252	82.5214	2.9	20
Chromium	42377	SW17612	18	SW17612	17	0.5036	0.5092	1.1	20
Cobalt	42377	SW17612	18	SW17612	17	0.5013	0.5041	.57	20
Copper	42377	SW17612	18	SW17612	17	0.5070	0.5124	1.1	20
Iron	42377	SW17612	18	SW17612	17	5.0279	5.0733	.9	20
Lead	42377	SW17612	18	SW17612	17	0.4968	0.5022	1.1	20
Magnesium	42377	SW17612	18	SW17612	17	52.8213	53.3556	1	20
Manganese	42377	SW17612	18	SW17612	17	0.5218	0.5337	2.3	20
Mercury	42377	H17612S	17	H17612S	16	10.1251	9.9288	2	20
Nickel	42377	SW17612	18	SW17612	17	0.5013	0.5067	1.1	20
Potassium	42377	SW17612	17	SW17612	16	54.2539	55.0999	1.5	20
Selenium	42377	SW17612	18	SW17612	17	0.5062	0.5151	1.7	20
Silver	42377	SW17612	18	SW17612	17	0.0981	0.0992	1	20
Sodium	42377	SW17612	17	SW17612	16	179.6090	188.0380	4.6	20
Thallium	42377	SW17612	18	SW17612	17	0.4921	0.5013	1.9	20
Vanadium	42377	SW17612	18	SW17612	17	0.4984	0.5035	1	20
Zinc	42377	SW17612	18	SW17612	17	0.5159	0.5156	.069	20

TxtQcType: SD Matrix: AQUEOUS SampleID: AC83904-004

Analyte	BatchId	Data Fil	Seq#:	NS File	Seq#	DF	Result 1	Result 2	%Diff		Limit
Aluminum	42377	SW17612	23	SW17612	15	5	-0.0401	-0.0118	---		10
Antimony	42377	SW17612	23	SW17612	15	5	-0.0036	-0.0028	---		10
Arsenic	42377	SW17612	23	SW17612	15	5	0.0009	0.0008	---		10
Barium	42377	SW17612	23	SW17612	15	5	0.0121	0.0702	14	a	10
Beryllium	42377	SW17612	23	SW17612	15	5	-0.0010	-0.0007	---		10
Cadmium	42377	SW17612	23	SW17612	15	5	-0.0003	0.0001	---		10
Calcium	42377	SW17612	23	SW17612	15	5	5.8768	29.6553	0.91		10
Chromium	42377	SW17612	23	SW17612	15	5	-0.0022	-0.0017	---		10
Cobalt	42377	SW17612	23	SW17612	15	5	-0.0028	-0.0026	---		10
Copper	42377	SW17612	23	SW17612	15	5	-0.0028	-0.0013	---		10
Iron	42377	SW17612	23	SW17612	15	5	-0.0269	-0.0214	---		10
Lead	42377	SW17612	23	SW17612	15	5	-0.0031	-0.0023	---		10
Magnesium	42377	SW17612	23	SW17612	15	5	0.5713	3.5449	19	a	10
Manganese	42377	SW17612	23	SW17612	15	5	0.0011	0.0158	66	c	10
Nickel	42377	SW17612	23	SW17612	15	5	-0.0036	-0.0027	---		10
Potassium	42377	SW17612	22	SW17612	14	5	0.6666	3.0181	10		10
Selenium	42377	SW17612	23	SW17612	15	5	-0.0029	0.0030	---		10
Silver	42377	SW17612	23	SW17612	15	5	-0.0005	0.0000	---		10
Sodium	42377	SW17612	22	SW17612	14	5	24.8896	121.2210	2.7		10
Thallium	42377	SW17612	23	SW17612	15	5	-0.0060	-0.0050	---		10
Vanadium	42377	SW17612	23	SW17612	15	5	-0.0021	-0.0003	---		10
Zinc	42377	SW17612	23	SW17612	15	5	-0.0004	0.0053	---		10

a-Indicates Rpd Failed the criteria

b-Method Rep Out but concentrations < 5*RL

c-Serial dilution Out but conc < 10 * IDL

Hampton-Clarke
Analytical & Field Services

Last Page of Report