EA Engineering, P.C. and Its Affiliate
EA Science and Technology

269 W. Jefferson Street
Syracuse, NY 13202
Telephone: 315-431-4610
www.eaest.com

5 November 2021

Mr. Payson Long
New York State Department of Environmental Conservation
Division of Environmental Remediation
Bureau of Eastern Remedial Action
625 Broadway
Albany, New York 12233

RE: National Heatset Printing Site
Operation & Maintenance and Monitoring Report (July–September 2021)
Soil Vapor Extraction System, In-Well Stripping Systems, and Groundwater Monitoring
1 Adams Boulevard, Town of Babylon, New York
New York State Department of Environmental Conservation Site No. 152140
EA Project No. 1602518

Dear Mr. Long:

This letter report provides an overview of the ongoing operation of the site remediation systems (i.e., soil vapor extraction [SVE] system, onsite density-driven convection [DDC] systems, and offsite DDC system), as well as groundwater monitoring activities at the National Heatset Printing Site in the Town of Babylon, New York (Figure 1). EA Engineering, P.C. and its affiliate EA Science and Technology (EA) initially assumed management of the onsite SVE system under New York State Department of Environmental Conservation (NYSDEC) Work Assignment No. D004441-29 in 2007. EA performed site management for the site from 2007 to February 2020 under multiple contracts; Environmental Assessments and Remediation [EAR] performed site management for the site from March to December 2020. EA is currently performing site management under NYSDEC Work Assignment No. D009806-18, which was approved on 18 November 2020. EA's assignment includes monthly/quarterly visits for the DDC systems and the SVE system, quarterly system air sampling, and quarterly groundwater sampling. The activities are being conducted under the NYSDEC State Superfund Standby Contract. Remedial system details are presented in the NYSDEC-approved Site Management Plan,1 which includes the Operation & Maintenance (O&M) Manual for each system.

The Site Visit and System Maintenance Log table shows dates during the reporting period (July–September 2021), that an O&M visit was performed.

1 EA. 2013. *National Heatset Printing Co. State Superfund Site, Suffolk County, Town of Babylon, New York. Site Management Plan. Final.* June.

Site Visit and System Maintenance Log

Date	System	Purpose	Personnel
7/19 – 7/21/2021	Onsite and offsite	Quarterly visit. Conducted O&M on DDC System #2 and offsite treatment system. Restarted SVE System and collected O&M readings. Collected quarterly vapor samples from the SVE system, DDC System #2 and offsite treatment system. Collected quarterly groundwater samples.	EA
8/18/2021	Onsite and offsite	Monthly visit. Conducted O&M on SVE System. Restarted offsite treatment system and DDC System #2 and conducted O&M.	EA
09/22/2021	Onsite and offsite	Monthly Visit. Conducted O&M on SVE System. Restarted and collected O&M readings for Onsite DDC System #2 and Offsite DDC System and conducted O&M; however, once restarted, Onsite DDC #2 ran for less than 24 hours before shut down again due to high water. Offsite DDC System ran for 9 hours before shut down due to multiple alarms. Section 1.3 provides details.	EA

Quarterly groundwater monitoring activities were performed at the onsite and offsite wells by EA from 19 to 21 July 2021. Quarterly vapor samples were collected from the SVE system, the Onsite DDC System #2, and the Offsite DDC System on 21 July 2021.

1. SYSTEM OPERATION

1.1 SOIL VAPOR EXTRACTION

The SVE system was operational for a total of 2,382 hours out of an available 2,383 hours; 100 percent of the total available) from July to September 2021. A summary of the operational time associated with the SVE system is presented in Table 1. The location of the SVE system and associated monitoring wells are presented in Figure 2.

1.2 ONSITE DENSITY DRIVEN CONVECTION

There are two separate DDC systems located at the downgradient edge of the site referred to as Onsite DDC System #1 and Onsite DDC System #2. Onsite DDC System #1 operates using DDC wells 1 and 2, and Onsite DDC System #2 operates using DDC wells 3 and 4. During

this reporting period (July–September 2021), Onsite DDC System #1 was not operational, as discussed below. A summary of the operational time associated with the onsite DDC systems is presented in Table 1. The locations of the onsite DDC systems and associated monitoring wells are shown in Figure 3.

Onsite DDC System #1 has been shut down since 20 March 2018, due to a malfunction of the moisture separator. The moisture separator was replaced, the granular activated carbon tanks were serviced and underwent media changeout, and electrical/control panel issues were addressed; however, when EA attempted to restart the Onsite DDC System #1 during the May 2019 O&M visit, excessive vacuum was observed in the moisture separators and vacuum lines were observed to be under pressure. The system was quickly shut down for further troubleshooting. The condition was suspected to be caused by a high water table or water accumulation at the sump/system piping causing flow to "dead head". With subsequent Onsite DDC System #1 troubleshooting in 2019, it was determined that the variable frequency drive was malfunctioning. Between March and May 2020, EAR conducted troubleshooting activities on DDC System #1, including the blower, variable frequent drive, knockout tanks, and programmable logic control panel, and replaced the extraction well sump pump, but were unable to get the system running. EA performed troubleshooting of the DDC #1 System in July and September 2021. In July 2021, a cracked polyvinyl chloride elbow in Well DDC-2 was repaired, and EA investigated the flex pipe in DDC-2 for water, but none was found. The system continued to operate with vacuum lines under pressure. In September 2021, EA identified the high water table to be the main issue with operating the system with both wells. When the system was tested with only Well DDC-1, the knockout tank filled up immediately. When the system was tested with only Well DDC-2, the system was able to operate; however, the sump pump within the knockout tank is in need of replacement. DDC System #1 remains shut down.

During the 19 July and 22 September 2021 site visits, DDC System #2 was shut down upon arrival due to a full moisture separator. The DDC System #2 was restarted in July; however, in September the system shut down after running for less than 24 hours due to a full moisture separator. DDC System #2 remains shut down due to the high water table. DDC System #2 ran for a total of 1,405 out of 2,376 hours (59 percent of the total available hours) during the third quarter of 2021.

1.3 OFFSITE DENSITY DRIVEN CONVECTION

The Offsite DDC system is located along the downgradient edge of the dissolved-phase groundwater plume and is currently equipped with two blowers (designated as B-501 and B-502). Blowers B-501 and B-502 are used interchangeably to operate all DDC wells (5, 6, 7, 8, 9, and 10). The Offsite DDC system was running during the July 2021 O&M visit. It was shut down upon arrival during the August and September 2021 O&M visits. The system was restarted upon arrival each time; however, during the September O&M visit, the system was shut down again with multiple alarms after running for only 9 hours. Due to the touch screen issues with the programmable logic control panel, the alarms were not able to be cleared. The Offsite DDC system remains shut down.

The Offsite DDC system operated using Blower B-502 during this operational period. Blower B-501 was not operated due to the touch screen issues with the programmable logic control panel that occurred when restarting the system during the January 2021 quarterly sampling event. The Offsite DDC system was operational for a total of 1,292 hours out of an available 2,376 hours (54 percent of total available).

A summary of the operational time associated with the Offsite DDC system is presented in Table 1. The locations of the Offsite DDC system and associated monitoring wells are shown in Figure 4. System data sheets can be found in Attachment A.

2. SYSTEM PERFORMANCE MONITORING

2.1 SOIL VAPOR EXTRACTION SYSTEM

Operational data for this period have been based on the system measurements and vapor sample data collected during the July–September 2021 monthly visits. EA operated the SVE system with three legs (1, 4, and 5) to target areas of high volatile organic compound (VOC) concentrations. The average SVE blower flow rate for this period when the system was running was 250 cubic feet/minute, at an average applied vacuum of 49 inches of water. Vapor points at 1 Adams Boulevard were monitored during the July, August, and September 2021 O&M visits. Vapor point monitoring data is included on the system data sheets, provided in Attachment A. A complete set of operational data collected is presented in Table 2A.

2.2 ONSITE DDC SYSTEMS

System measurements were not collected from Onsite DDC System #1 as the system was shut down for the entire reporting period. System measurements were collected from DDC System #2 during the July–September 2021 operating period. Operational data is summarized in Tables 2B and 2C.

2.3 OFFSITE DDC SYSTEM

System measurements were collected from the Offsite DDC System and Blower B-502. The operation data collected is summarized in Table 2E. Only Blower B-502 was operational during the July–September 2021 operating period; therefore, no data was collected for Blower B-501 (Table 2D).

3. GROUNDWATER MONITORING

Groundwater monitoring activities performed during the July 2021 quarterly event included well gauging and collection of groundwater samples for offsite laboratory analysis. Well gauging and groundwater sampling activities were performed in accordance with the Site Management Plan.[1] In addition to the onsite wells, which have been routinely sampled during previous events, additional onsite wells were sampled during the July 2021 event as part of an effort to identify

remaining contamination on the site, related to remedial system optimization efforts that are ongoing. Additional monitoring wells that were sampled include: MW-C, MW-E, MW-F, MW-G, MW-H, MW-3A, MW-4S/D, MW-9, MW-10, DDC-1-PS/PDA/PDB, and DDC-3-PS/PD. Groundwater samples were obtained from the onsite and offsite wells from 19 to 21 July 2021. Duplicate samples were obtained from wells MW-C (sample number 152140-FD-01, collected on 20 July 2021), DDC-8-PS (sample number 152140-FD-02, collected on 20 July 2021), and MW-3S (onsite) (sample number 152140-FD-03, collected on 21 July 2021). All groundwater samples were analyzed for VOCs using U.S. Environmental Protection Agency (EPA) Method 8260B.

4. RESULTS

4.1 SOIL VAPOR EXTRACTION SYSTEM

The SVE System air samples were collected on 21 July 2021 as part of the quarterly monitoring event. EA personnel collected grab air samples from the system influent and effluent using Summa® canisters and submitted the samples to Chemtech for analysis for VOCs via EPA Method TO-15. Based on the effluent sampling results, a negligible amount of tetrachloroethene (PCE), trichloroethene (TCE), and dichloroethene (DCE) has been discharged during the Year 2021 toward the permitted annual discharge limits of 270 pounds (lb), 120 lb, and 5,510 lb, respectively. A summary of the field monitoring results, laboratory air discharge analytical results, and estimated mass recovery are presented in Table 2A; the laboratory data reports are presented in Attachment B.

4.2 ONSITE DDC SYSTEMS

Onsite DDC System #2 air samples were collected on 21 July 2021 as part of the quarterly monitoring event. EA personnel collected grab air samples from influent #1, influent #2, and effluent using Summa® canisters and submitted the samples to Chemtech for analysis for VOCs via EPA Method TO-15. Onsite DDC System #1 was not sampled during the reporting period as the system had not been operating prior to the monitoring event.

4.3 OFFSITE DDC SYSTEM

The Offsite DDC system was sampled during the July 2021 quarterly event. EA personnel collected grab air samples from the system influent, intermediate #1, intermediate #2 and effluent using Summa® canisters and submitted the samples to Chemtech for analysis for VOCs via EPA Method TO-15. Sample results are presented in Table 2E.

4.4 GROUNDWATER MONITORING

4.4.1 Well Gauging

Based on gauging data obtained from the onsite and offsite monitoring wells (Table 3), the

groundwater flow direction across the site is to the southeast in both the onsite offsite areas, as depicted in Figures 5 and 6, respectively. Figure 5 shows interpreted groundwater contours based on elevations collected from ten onsite monitoring well locations. Onsite shallow groundwater elevations ranged from 42.95 feet (ft) above mean sea level (AMSL) in DDC-4-PS to 43.44 ft AMSL in DDC-2-PS. Monitoring well MW-9 did not have a well plug or lid on it, so the recorded groundwater elevation is not included in the onsite groundwater contours shown on Figure 5. Figure 6 shows interpreted groundwater contours based on elevations collected from two offsite monitoring well locations. Offsite shallow groundwater elevations ranged from 28.54 ft AMSL in MW-3S to 32.09 ft AMSL in DDC-9-PS. Gauging data are provided in Table 3, and shown on Figures 5 and 6, as well as the field data sheets (Attachment A).

4.4.2 Groundwater Laboratory Analytical Results

Onsite Monitoring Wells

A summary of the detected VOC concentrations for groundwater samples obtained from the onsite monitoring wells and DDC piezometers are presented in Table 4A and Figure 7 for the July 2021 quarterly sampling event. Laboratory analytical results are included in Attachment C. PCE, TCE, and/or *cis*-1,2-DCE were detected at concentrations greater than the corresponding ambient water quality standard (AWQS) in groundwater samples collected from five of the seven deep monitoring wells (MW-2AD, MW-2D, MW-4D, MW-5D, and MW-15D) and four of the five deep DDC piezometers (DDC-1-PDA, DDC-1-PDB, DDC-2-PD, and DDC-3-PD) sampled during this monitoring event. The samples collected from MW-E, MW-14S, MW-15S, DDC-3-PS, and DDC-4-PS were the only onsite shallow groundwater samples with VOC concentrations exceeding the corresponding AWQS.

Offsite Monitoring Wells

A summary of the detected VOC concentrations for groundwater samples obtained from the offsite monitoring wells and DDC piezometers are presented in Table 4B and Figure 8 for the July 2021 quarterly sampling event. Laboratory analytical results are included in Attachment C. PCE, TCE, and/or *cis*-1,2-DCE were detected at concentrations greater than the corresponding AWQS in groundwater samples collected from two of the three deep monitoring well samples (MW-1D and MW-3D). *Cis*-1,2-DCE was detected at a concentration greater than the corresponding AWQS in one of the six shallow DDC piezometers (DDC-6-PS). There were no exceedances of the AWQS for PCE, TCE, or *cis*-1,2-DCE in any of the shallow monitoring wells or deep DDC piezometers.

5. CONCLUSIONS AND RECOMMENDATIONS

Based on the data collected from the remediation systems and site groundwater during this reporting period, EA recommends continued operation of the SVE system and re-evaluation of the groundwater table prior to restarting the Onsite DDC systems. EA is working to address the touch screen issues at the Offsite DDC system. A Corrective Measures Work Plan is currently being

prepared by EA to address long term system issues and recommendations.

Please do not hesitate to contact me at 315-565-6557 with any questions you might have regarding this report.

Sincerely,

EA SCIENCE AND TECHNOLOGY

Megan Miller, EIT
Project Manager

Figures

1	Site Location Map
2	Onsite Treatment System Location SVE System
3	Onsite Treatment System Location DDC #1 and DDC #2
4	Offsite System Location
5	Onsite Groundwater Flow Direction (July 2021)
6	Offsite Groundwater Flow Direction (July 2021)
7	Onsite Groundwater Quality (July 2021)
8	Offsite Groundwater Quality (2021)

Tables

1	Treatment System Runtime
2A	Summary of Estimated Recovery Rate via Soil Vapor Extraction System

Tables

2B	Summary of Estimated Recovery Rate via Onsite DDC System #1
2C	Summary of Estimated Recovery Rate via Onsite DDC System #2
2D	Summary of Estimated Recovery Rate via Offsite DDC System (Blower B501)
2E	Summary of Estimated Recovery Rate via Offsite DDC System (Blower B502)
3	Well Gauging Data – January 2021
4A	Summary of Detected Volatile Organic Compounds in Onsite Groundwater Samples Quarterly Sampling Event (July 2021)
4B	Summary of Detected Volatile Organic Compounds in Offsite Groundwater Samples Quarterly Sampling Event (July 2021)

Attachments

A	System Data Sheets
B	Laboratory Analytical Data – System Vapor Samples
C	Laboratory Analytical Data – Groundwater Samples

Figures

This page intentionally left blank

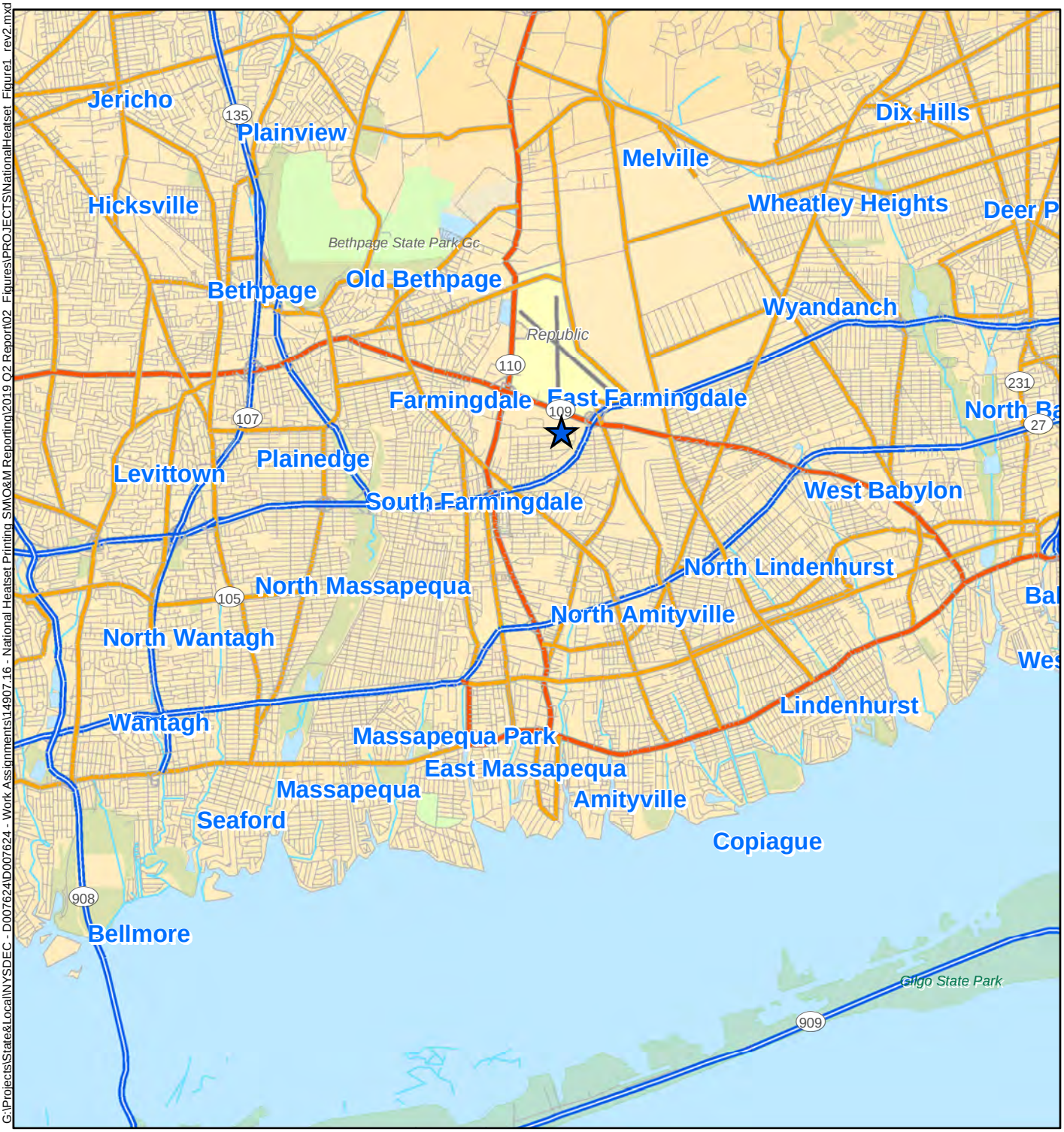

G:\Projects\State&Local\NYSDEC - D007624\D007624 - Work Assignments\14907.16 - National Heatset Printing SMO&M Reporting\2019 Q2 Report\02 Figures\PROJECTS\NationalHeatset Figure1 rev2.mxd

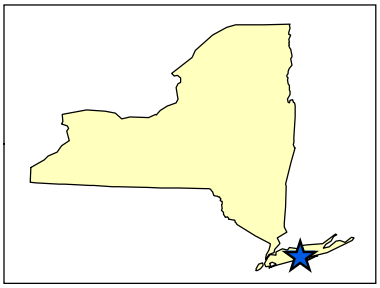

0 0.5 1 2
Miles

1 inch = 1.5 miles

N

Legend

★ Site Location

Figure 1
SITE LOCATION MAP
NATIONAL HEATSET SITE (152140)
BABYLON, NEW YORK
SUFFOLK COUNTY

Map Date: 1/27/2020
Source: ESRI, 2011

NEW YORK STATE OF OPPORTUNITY | Department of Environmental Conservation

EA®

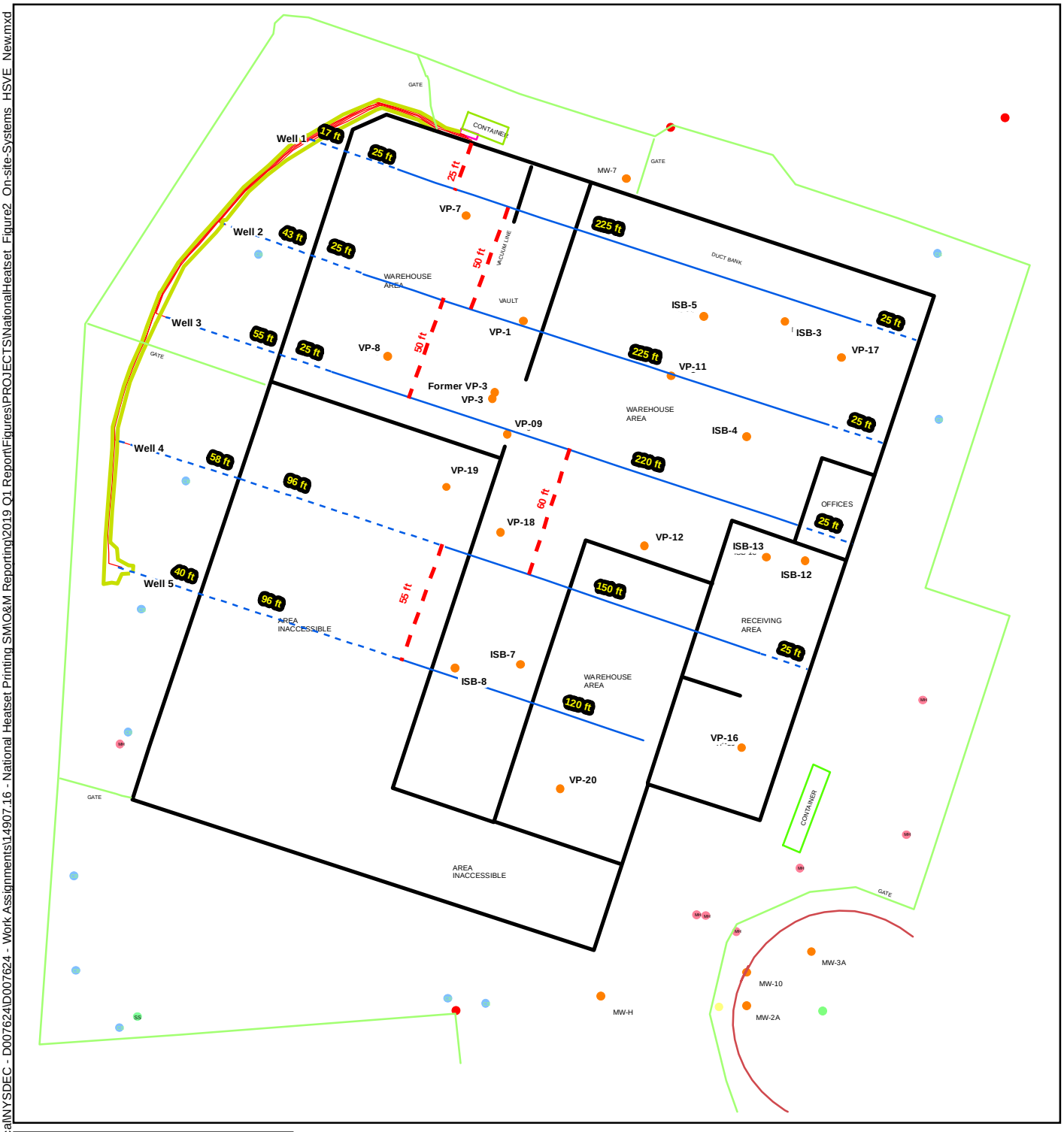

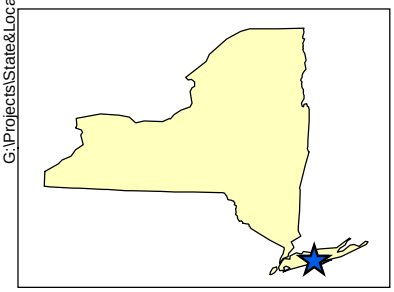

0 15 30 60
Feet

1 inch = 66.67 feet

N

Legend

- HSVE Solid PVC Pipe
- HSVE Well Screen
- HSVE Well Piping (EA Installed)
- HSVE Trench
- HSVE Manifold Shed
- 1 Adams Blvd Building Outline
- Site Location
- Catch Basin Square
- Catch Basin Round
- Manhole
- Sanitary Manhole
- Soil Boring / Vapor Point
- Soil Boring
- Monitoring Well
- Chainlink Fence

Figure 2
ONSITE TREATMENT SYSTEM LOCATION
SVE System
NATIONAL HEATSET SITE (152140)
BABYLON, NEW YORK
SUFFOLK COUNTY

Map Date: 1/27/2020
Source: ESRI, 2011

NEW YORK STATE OF OPPORTUNITY | Department of Environmental Conservation

EA®

G:\Projects\State&Local\NYSDEC - D007624\D007624 - Work Assignments\14907.16 - National Heatset Printing SM\O&M Reporting\2019 Q1 Report\Figures\PROJECTS\NationalHeatset_Figure2_On-site-Systems_HSVE_New.mxd

alls

G:\Projects\State&Local\NYSDEC - D007624\D007624 - Work Assignments\14907.16 - National Heatset Printing SM\O&M Reporting\2019 Q2 Report\02_Figures\PROJECTS\NationalHeatset_Figure3_On-site-Systems_.mxd

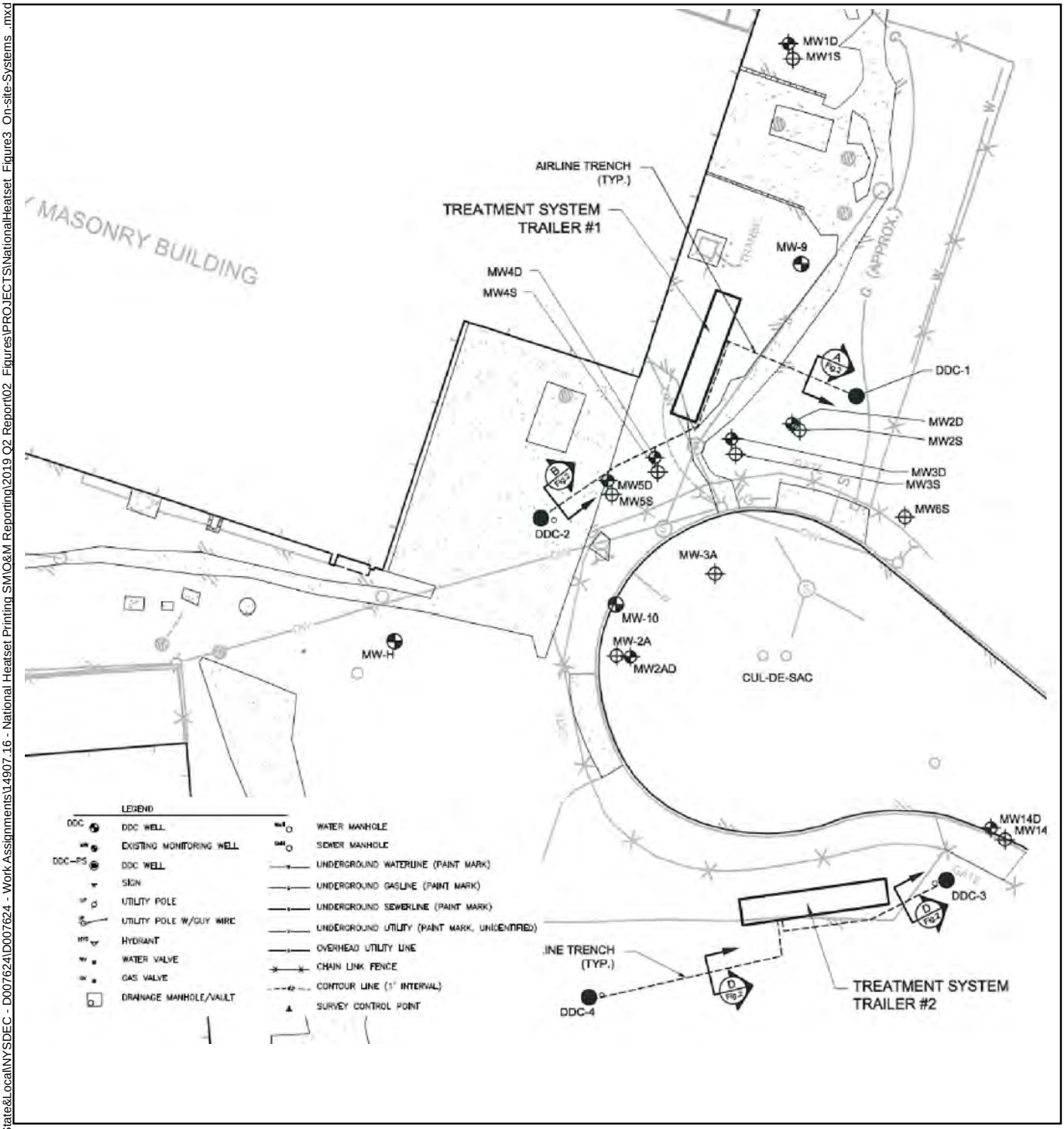

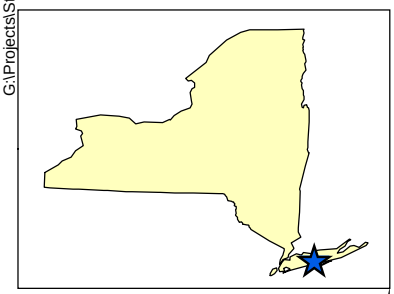

0 12.5 25 50
Feet

1 inch = 50 feet

N

Legend

★ Site Location

Figure 3
ONSITE TREATMENT SYSTEM LOCATION
DDC #1 and DDC #2
NATIONAL HEATSET SITE (152140)
BABYLON, NEW YORK
SUFFOLK COUNTY

Map Date: 1/27/2020
Source: ESRI, 2011

NEW YORK STATE OF OPPORTUNITY | Department of Environmental Conservation

EA®

G:\Projects\State&Local\NYSDEC - D007624\D007624 - Work Assignments\14907.16 - National Heatset Printing SMO&M Reporting\2019 Q2 Report\02_Figures\PROJECTS\NationalHeatset_Figure4_Off-Site-Systems_.mxd

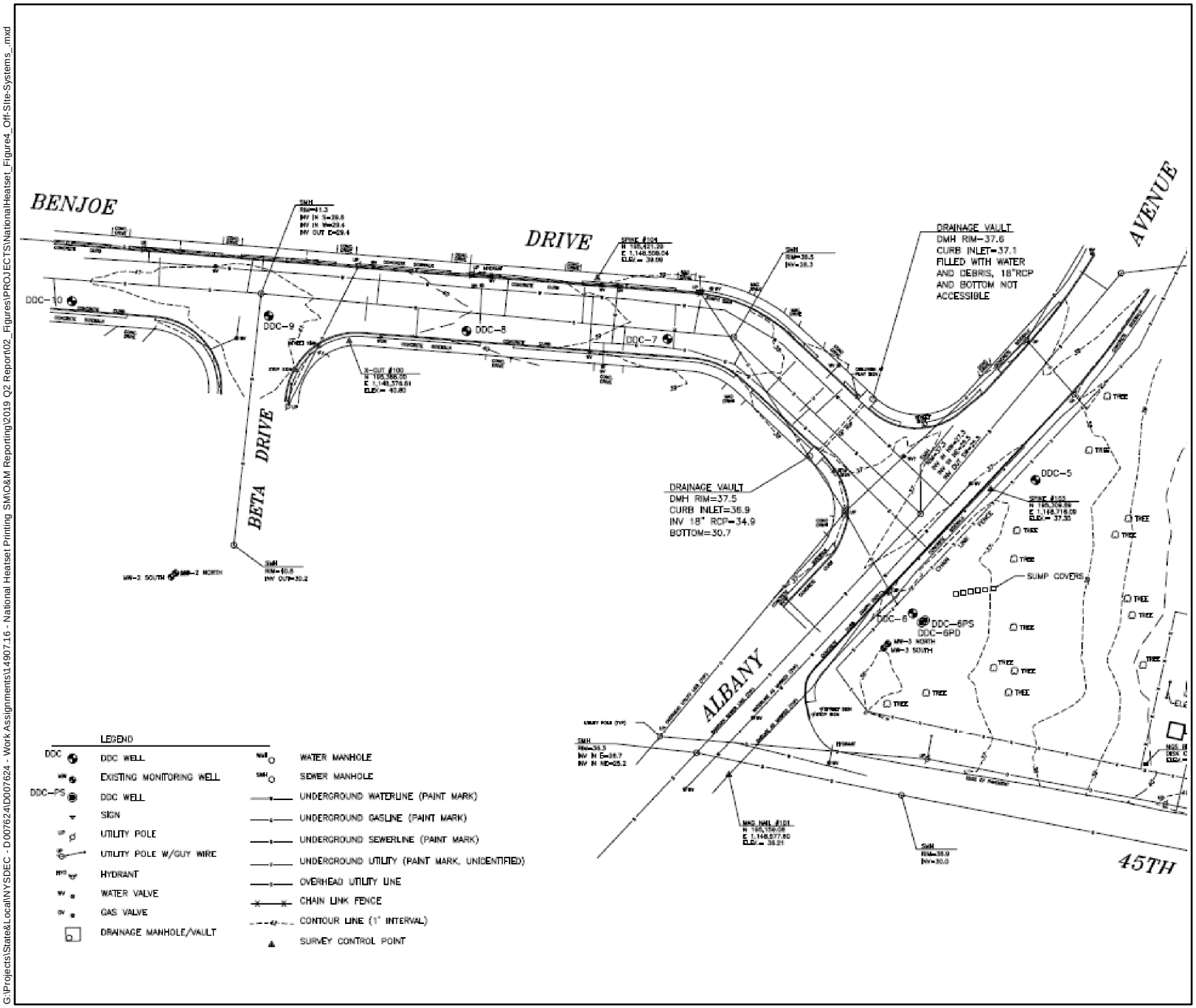

VICINITY MAP

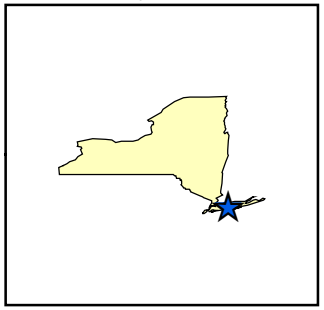

Map Date: 1/27/2020
Source:
Projection:

N

0 25 50 100
Feet

1 inch = 100 feet

Figure 4
OFFSITE SYSTEM LOCATION
NATIONAL HEATSET
SITE (152140)
BABYLON, NEW YORK
SUFFOLK COUNTY

VICINITY MAP

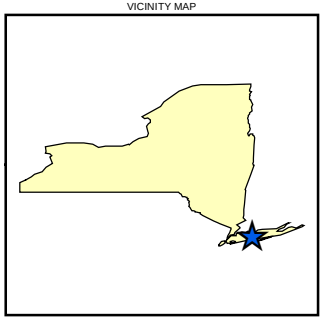

Legend

- Monitoring Wells
- Approximate Groundwater Flow Direction
- Approximate Groundwater Elevation (ft. AMSL)

Note:
Elevations are given in feet (ft.) above mean sea level (AMSL)

N

0 30 60
Feet

Map Date: 9/15/2021

Figure 5
ONSITE GROUNDWATER FLOW DIRECTION (JULY 2021)
NATIONAL HEATSET
SITE (152140)
BABYLON, NEW YORK
SUFFOLK COUNTY

G:\Projects\State&Local\NYSDEC - D009806\Work Assignments\16025\18_National Heatset Printing Co._SW\03_Deliverables\Quarterly Reporting\2021\Q3 2021\02_Figures\GIS\NationalHeatset_Figure5_Onsite_GW_FlowQ32021.mxd

This page intentionally left blank

VICINITY MAP

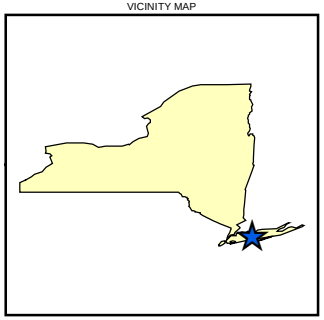

Legend

- Monitoring Wells
- Approximate Groundwater Flow Direction

Note:
Elevations are given in feet (ft.) above mean sea level (AMSL)
Offsite groundwater flow direction is based on historical estimates

N

0 40 80
Feet

Map Date: 9/15/2021

NEW YORK STATE OF OPPORTUNITY. Department of Environmental Conservation

Figure 6
OFFSITE GROUNDWATER FLOW DIRECTION (JULY 2021)
NATIONAL HEATSET
SITE (152140)
BABYLON, NEW YORK
SUFFOLK COUNTY

G:\Projects\State&LocalNYSDEC - D009806\Work Assignments\1602518_National Heatset Printing Co._SM\03_Deliverables\Quarterly Reporting\2021\Q3 2021\02_Figures\GIS\NationalHeatset_Figure6_Offsite_GW_FlowQ32021.mxd

\\syracusefp\Syracuse\Projects\State&Local\NYSDEC - D009806\Work Assignments\16025 18_National Heatset Printing Co._SM03_Deliverables\Quarterly Reporting\2021\Q3 2021\02_Figures\GIS\NationalHeatset_Figure7_On-Site_GW_Quality_Q3.mxd

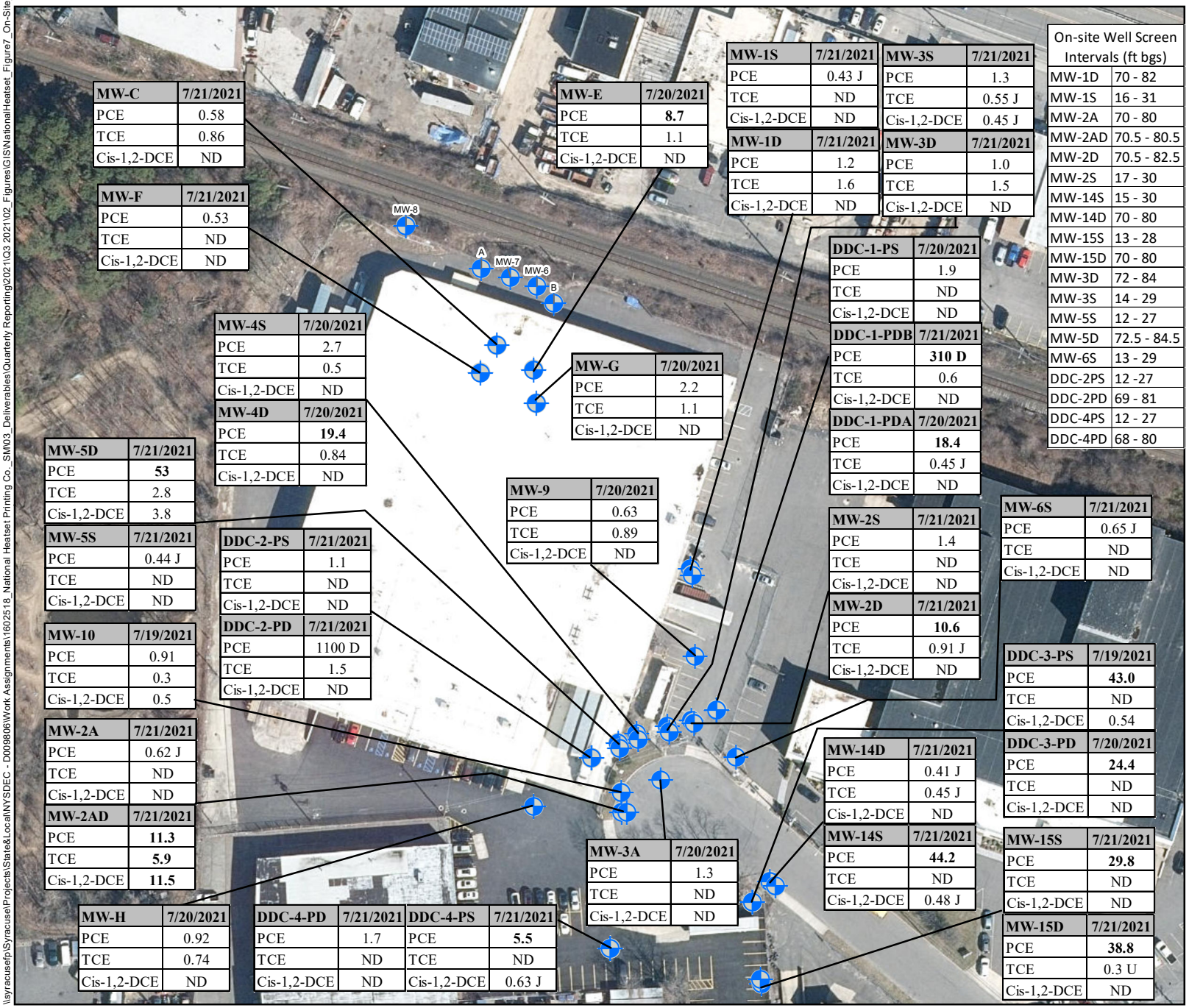

MW-C	7/21/2021
PCE	0.58
TCE	0.86
Cis-1,2-DCE	ND

MW-F	7/21/2021
PCE	0.53
TCE	ND
Cis-1,2-DCE	ND

MW-E	7/20/2021
PCE	**8.7**
TCE	1.1
Cis-1,2-DCE	ND

MW-1S	7/21/2021
PCE	0.43 J
TCE	ND
Cis-1,2-DCE	ND

MW-1D	7/21/2021
PCE	1.2
TCE	1.6
Cis-1,2-DCE	ND

MW-3S	7/21/2021
PCE	1.3
TCE	0.55 J
Cis-1,2-DCE	0.45 J

MW-3D	7/21/2021
PCE	1.0
TCE	1.5
Cis-1,2-DCE	ND

On-site Well Screen Intervals (ft bgs)	
MW-1D	70 - 82
MW-1S	16 - 31
MW-2A	70 - 80
MW-2AD	70.5 - 80.5
MW-2D	70.5 - 82.5
MW-2S	17 - 30
MW-14S	15 - 30
MW-14D	70 - 80
MW-15S	13 - 28
MW-15D	70 - 80
MW-3D	72 - 84
MW-3S	14 - 29
MW-5S	12 - 27
MW-5D	72.5 - 84.5
MW-6S	13 - 29
DDC-2PS	12 -27
DDC-2PD	69 - 81
DDC-4PS	12 - 27
DDC-4PD	68 - 80

DDC-1-PS	7/20/2021
PCE	1.9
TCE	ND
Cis-1,2-DCE	ND

DDC-1-PDB	7/21/2021
PCE	**310 D**
TCE	0.6
Cis-1,2-DCE	ND

DDC-1-PDA	7/20/2021
PCE	**18.4**
TCE	0.45 J
Cis-1,2-DCE	ND

MW-4S	7/20/2021
PCE	2.7
TCE	0.5
Cis-1,2-DCE	ND

MW-4D	7/20/2021
PCE	**19.4**
TCE	0.84
Cis-1,2-DCE	ND

MW-G	7/20/2021
PCE	2.2
TCE	1.1
Cis-1,2-DCE	ND

MW-5D	7/21/2021
PCE	**53**
TCE	2.8
Cis-1,2-DCE	3.8

MW-5S	7/21/2021
PCE	0.44 J
TCE	ND
Cis-1,2-DCE	ND

MW-9	7/20/2021
PCE	0.63
TCE	0.89
Cis-1,2-DCE	ND

DDC-2-PS	7/21/2021
PCE	1.1
TCE	ND
Cis-1,2-DCE	ND

DDC-2-PD	7/21/2021
PCE	1100 D
TCE	1.5
Cis-1,2-DCE	ND

MW-2S	7/21/2021
PCE	1.4
TCE	ND
Cis-1,2-DCE	ND

MW-2D	7/21/2021
PCE	**10.6**
TCE	0.91 J
Cis-1,2-DCE	ND

MW-6S	7/21/2021
PCE	0.65 J
TCE	ND
Cis-1,2-DCE	ND

MW-10	7/19/2021
PCE	0.91
TCE	0.3
Cis-1,2-DCE	0.5

MW-2A	7/21/2021
PCE	0.62 J
TCE	ND
Cis-1,2-DCE	ND

MW-2AD	7/21/2021
PCE	**11.3**
TCE	**5.9**
Cis-1,2-DCE	**11.5**

DDC-3-PS	7/19/2021
PCE	**43.0**
TCE	ND
Cis-1,2-DCE	0.54

DDC-3-PD	7/20/2021
PCE	**24.4**
TCE	ND
Cis-1,2-DCE	ND

MW-14D	7/21/2021
PCE	0.41 J
TCE	0.45 J
Cis-1,2-DCE	ND

MW-14S	7/21/2021
PCE	**44.2**
TCE	ND
Cis-1,2-DCE	0.48 J

MW-3A	7/20/2021
PCE	1.3
TCE	ND
Cis-1,2-DCE	ND

MW-15S	7/21/2021
PCE	**29.8**
TCE	ND
Cis-1,2-DCE	ND

MW-15D	7/21/2021
PCE	**38.8**
TCE	0.3 U
Cis-1,2-DCE	ND

MW-H	7/20/2021
PCE	0.92
TCE	0.74
Cis-1,2-DCE	ND

DDC-4-PD	7/21/2021	DDC-4-PS	7/21/2021
PCE	1.7	PCE	**5.5**
TCE	ND	TCE	ND
Cis-1,2-DCE	ND	Cis-1,2-DCE	0.63 J

VICINITY MAP

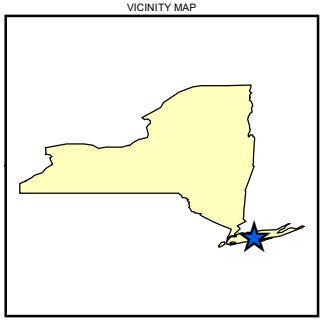

Legend

Groundwater Monitoring Well

PCE - Tetrachloroethene
TCE - Trichloroethene
CIS-1,2-DCE - cis-1,2-Dichloroethene
ND - Non detect

Results are reported in micrograms per liter (µg/L)
Bold values indicate exceedance of NYS AWQS (5 µg/L)

Map Date: 10/20/2021
Source: ESRI, 2011

N

0 30 60 120
Feet

NEW YORK STATE OF OPPORTUNITY Department of Environmental Conservation

Figure 7
ONSITE GROUNDWATER QUALITY
(JULY 2021)
NATIONAL HEATSET
SITE (152140)
BABYLON, NEW YORK
SUFFOLK COUNTY

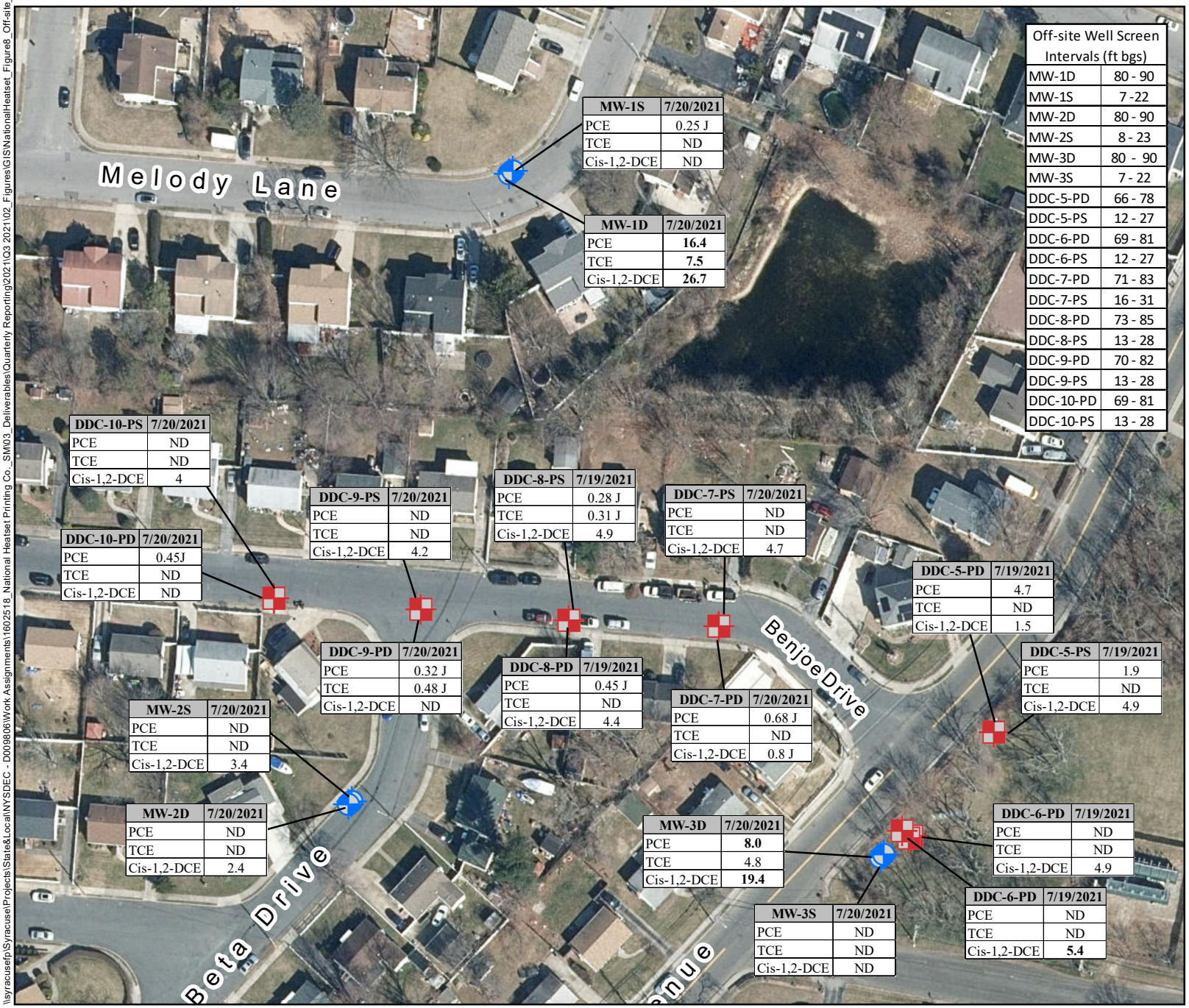

VICINITY MAP

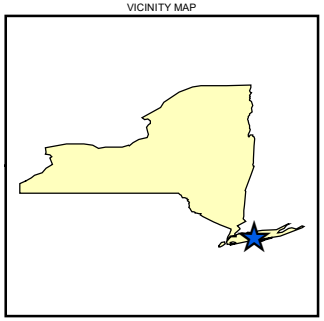

Legend

DDC Well Cluster

Groundwater Monitoring Well

PCE - Tetrachloroethene
TCE - Trichloroethene
CIS-1,2-DCE - cis-1,2-Dichloroethene
ND - Non detect

Results are reported in micrograms per liter (µg/L)
Bold values indicate exceedance of NYS AWQS (5 µg/L)

Map Date: 11/4/2021
Source: ESRI, 2011

N

0 37.5 75 150

Feet

NEW YORK STATE OF OPPORTUNITY Department of Environmental Conservation

Figure 8
OFFSITE GROUNDWATER QUALITY (JULY 2021)
NATIONAL HEATSET
SITE (152140)
BABYLON, NEW YORK
SUFFOLK COUNTY

\\syracusefp\Syracuse\Projects\State&Local\NYSDEC - D009806\Work Assignments\16025518_National Heatset Printing Co._SM03_Deliverables\Quarterly Reporting\2021\Q3 2021\02_Figures\GIS\NationalHeatset_Figure8_Off-site_GW_Quality_Q3.mxd

This page intentionally left blank

Tables

This page intentionally left blank

Table 1 Treatment System Runtime

System Readings																										
		SVE System					Onsite DDC Treatment System										Offsite DDC Treatment System									
		SVE Blower					System #1					System #2					Blower B-501					Blower B-502				
Date	Notes	Meter Reading (Hrs)	Time	Elapsed Runtime (Hrs)	Elapsed Available (Hrs)	Runtime (%)	Meter Reading (Hrs)	Time	Elapsed Runtime (Hrs)	Elapsed Available (Hrs)	Runtime (%)	Meter Reading (Hrs)	Time	Elapsed Runtime (Hrs)	Elapsed Available (Hrs)	Runtime (%)	Meter Reading (Hrs)	Time	Elapsed Runtime (Hrs)	Elapsed Available (Hrs)	Runtime (%)	Meter Reading (Hrs)	Time	Elapsed Runtime (Hrs)	Elapsed Available (Hrs)	Runtime (%)
Quarterly Run-Time				**2164**	**2164**	**100.00**			**0**	**2164**	**0**			**0**	**2164**	**0**			**842**	**2160**	**39**			**985**	**2160**	**46**
10/06/20	C, D, F	49664.08	7:57	812	813	100	49939.22	7:57	0	813	0	60507.80	7:57	0	813	0	33640.00	11:50	616	820	75	29323.40	11:50	3	820	0
11/04/20	C, D, F	49922.50	9:00	258	697	37	49939.22	9:00	0	697	0	60507.80	9:00	0	697	0	33831.40	9:00	191	693	28	29829.40	9:00	506	693	73
12/08/20	C, D, F	49973.59	8:13	51	815	6	49939.22	8:13	0	815	0	60507.80	8:13	0	815	0	33831.40	7:30	0	815	0	30644.10	7:30	815	815	100
Quarterly Run-Time				**1122**	**2326**	**100.00**			**0**	**2325**	**0**			**0**	**2325**	**0**			**808**	**2328**	**35**			**1324**	**2328**	**57**
01/25/21	C, D	50472.90	8:00	499	1152	100	49951.90	8:00	13	1152	1	*63396.60*	8:00	*0*	1152	0	33831.40	12:00	0	1157	0	31406.80	12:00	763	1157	66
02/24/21	C, E, H	51046.81	12:00	574	724	79	49951.90	12:00	0	724	0	63756.50	12:00	360	724	50	33831.40	15:55	0	724	0	32107.70	15:55	701	724	97
03/25/21	C, E, G	51548.12	13:33	501	698	72	49951.90	13:33	0	698	0	64111.40	13:56	355	698	51	33831.40	11:50	0	692	0	32798.10	11:50	690	692	100
Quarterly Run-Time[1]				**1575**	**2574**	**100.00**			**13**	**2573**	**0**			**715**	**2574**	**28**			**0**	**2572**	**0**			**2154**	**2572**	**84**
04/19/21	C, E	52126.32	11:27	578	598	97	49951.90	10:40	0	597	0	64739.50	10:48	*597*	597	100	33831.40	12:40	0	601	0	33398.40	12:40	600	601	100
05/19/21	C, H	52845.88	11:01	720	720	100	49951.90	11:40	0	721	0	65165.10	12:05	426	721	59	33831.40	14:15	0	722	0	34068.30	14:15	670	722	93
06/15/21	C, H	53493.89	11:00	648	648	100	49951.90	15:43	0	652	0	65477.50	12:28	312	648	48	33831.40	15:00	0	649	0	34256.00	15:00	188	649	29
Quarterly Run-Time[2]				**1946**	**1966**	**99.0**			**0**	**1970**	**0**			**1335**	**1967**	**68**			**0**	**1971**	**0**			**1458**	**1971**	**74**
07/20/21	C,E	54335.73	11:27	842	840	100	49951.90	13:15	0	838	0	66073.70	9:03	*597*	837	71	33831.40	7:55	0	833	0	35089.00	7:55	833	833	100
08/18/21	C,D	55030.79	12:00	695	697	100	49951.90	11:48	0	695	0	66772.20	11:30	699	698	100	33831.40	14:50	0	703	0	35113.00	14:50	24	703	3
09/22/21	C,D,H	55876.33	17:32	846	846	100	49954.10	15:43	2	844	0	66881.80	12:28	110	841	13	33831.40	15:00	0	840	0	35548.20	15:00	435	840	52
Quarterly Run-Time[2]				**2382**	**2383**	**100.0**			**2**	**2376**	**0**			**1405**	**2376**	**59**			**0**	**2376**	**0**			**1292**	**2376**	**54**

NOTES:
1 Onsite DDC System #2 hour meter logged more than 3,000 hours during 2020, though the system did not run. Run-time in January 2021 assumed to be zero.
2 Onsite DDC System #2 hour meter logged 628 hours between 25 March and 19 April 2021, although there were only 597 hours between the events; The Elapsed Runtime hours for the April event were adjusted in the table to not exceed 100% runtime.

SVE = Soil vapor extraction
DDC = Density driven convection
--- = N/A
A = SVE System down, Hour reading only parameter collected
B = Onsite DDC System #2 down in January, was not restarted until February
C = Onsite DDC System #1 down upon arrival, remains off pending repairs
D = Offsite System shut down
E = SVE System down upon arrival; High high water level alarm
F = Onsite DDC System #2 down upon arrival, remained off pending repairs. Run clock hours estimated.
G = Onsite DDC System #2 down upon arrival due to MOM Power Loss
H = Onsite DDC System #2 down upon arrival due to High Level KO Tank.
No O&M events took place February 2020 during transition from EA to EAR - System was shut off between January and March 2020 events - Dates/Times/Hours during this period are assumptions used as place holders
Shaded cells indicate O&M events performed during a previous reporting period.

Table 2A Summary of Estimated Recovery Rate via Soil Vapor Extraction System

	Field/System Data				Laboratory Results						Mass Discharged						Recovery based on Laboratory Results					
					SYS INFLUENT			SYS EFFLUENT														
Date	SVE Blower Flow Rate (cfm)	Applied Vacuum (in. H_20)	System Discharge VOC Concentration (ppmv)	Elapsed Run-Time (day)	PCE (mg/m^3)	TCE (mg/m^3)	*cis* -1,2-DCE (mg/m^3)	PCE (mg/m3)	TCE (mg/m3)	*cis* -1,2-DCE (mg/m3)	PCE Discharge During Period: lb/hr	PCE Discharge During Period (lb)	TCE Discharge During Period (lb/hr)	TCE Discharge During Period (lb)	*cis* -1,2-DCE Discharge During Period (lb/hr)	*cis* -1,2-DCE Discharge During Period (lb)	PCE Recovery During Period: lb/hr	PCE Recovery During Period (lb)	TCE Recovery During Period (lb/hr)	TCE Recovery During Period (lb)	*cis* -1,2-DCE Recovery During Period (lb/hr)	*cis* -1,2-DCE Recovery During Period (lb)
04/17/19	175	77	0.04	22	--	--	--	--	--	--	--	--	--	--	--	--	--	--	--	--	--	--
05/23/19	175	75	0.00	36	--	--	--	--	--	--	--	--	--	--	--	--	--	--	--	--	--	--
06/26/19	185	71	0.00	34	4.60	0.21	0.07	0.00	0.00	0.01	0.00	0.00	0.00	0.00	0.00	0.00	0.0000	0.0000	0.0000	0.0000	0.000	0.0349
07/23/19	155	80	0.00	27	7.00	0.34	0.11	0.00	0.00	0.01	0.00	0.00	0.00	0.00	0.00	0.00	0.0041	2.6358	0.0002	0.1280	0.000	0.0389
08/27/19	185	72	0.00	35	--	--	--	--	--	--	--	--	--	--	--	--	--	--	--	--	--	--
09/18/19	155	72	0.00	22	--	--	--	--	--	--	--	--	--	--	--	--	--	--	--	--	--	--
10/03/19	175	75	0.00	15	--	--	--	--	--	--	--	--	--	--	--	--	--	--	--	--	--	--
11/05/19	175	75	0.00	33	--	--	--	--	--	--	--	--	--	--	--	--	--	--	--	--	--	--
12/05/19	160	80	0.00	30	2.70	0.16	0.04	0.00	0.00	0.00	0.00	0.00	0.00	0.00	0.00	0.00	0.0000	0.0000	0.0000	0.0000	0.000	0.0151
01/15/20	--	80	0.00	41	--	--	--	--	--	--	--	--	--	--	--	--	--	--	--	--	--	--
02/01/20	--	--	--	17	--	--	--	--	--	--	--	--	--	--	--	--	--	--	--	--	--	--
03/24/20	77	80	0.00	52	0.00	0.00	0.00	0.00	0.00	0.00	0.00	0.00	0.00	0.00	0.00	0.00	0.0000	0.0000	0.0000	0.0000	0.000	0.0000
04/14/20	343	75	0.00	21	--	--	--	--	--	--	--	--	--	--	--	--	--	--	--	--	--	--
05/07/20	188	74	0.01	23	--	--	--	--	--	--	--	--	--	--	--	--	--	--	--	--	--	--
06/04/20	200	74	0.00	28	0.01	0.01	0.01	0.00	0.00	0.02	0.00	0.00	0.00	0.00	0.00	0.01	0.0000	0.0000	0.0000	0.0000	0.000	0.0000
07/09/20	176	72	0.00	35	--	--	--	--	--	--	--	--	--	--	--	--	--	--	--	--	--	--
08/03/20	172	--	0.00	25	--	--	--	--	--	--	--	--	--	--	--	--	--	--	--	--	--	--
09/02/20	141	--	0.10	30	--	--	--	--	--	--	--	--	--	--	--	--	--	--	--	--	--	--
10/06/20	21	70	0.00	34	--	--	--	--	--	--	--	--	--	--	--	--	--	--	--	--	--	--
11/04/20	198	76	0.20	29	--	--	--	--	--	--	--	--	--	--	--	--	--	--	--	--	--	--
12/08/20	--	--	--	34	--	--	--	--	--	--	--	--	--	--	--	--	--	--	--	--	--	--
01/26/21	160	80	0.12	49	0.1490	0.0097	0.00595	0.01080	0.0008	0.0075	0.0000	0.0000	0.0000	0.0061	0.0000	0.0546	0.0001	1.0023	0.0000	0.0643	0.0000	-0.0012
02/24/21	160	80	0.02	29	--	--	--	--	--	--	--	--	--	--	--	--	--	--	--	--	--	--
03/25/21	160	80	0.01	29	--	--	--	--	--	--	--	--	--	--	--	--	--	--	--	--	--	--
04/19/21	173	75	0.00	25	0.0062	0.0011	0.0031	0.0052	0.0003	0.0166	0.0000	0.0086	0.0000	0.0004	0.00001	0.0275	0.0000	0.0017	0.0000	0.0013	0.0000	-0.0224
05/19/21	250	70	0.00	30	--	--	--	--	--	--	--	--	--	--	--	--	--	--	--	--	--	--
06/15/21	250	68	0.00	27	--	--	--	--	--	--	--	--	--	--	--	--	--	--	--	--	--	--
07/20/21	250	67	0.00	35	0.0024	0.0016	0.0048	0.0011	0.0002	0.0103	0.0000	0.0024	0.0000	0.0004	0.00001	0.0229	0.0000	0.0082	0.0000	0.0031	0.0000	-0.0123
08/18/21	250	16	0.00	29	--	--	--	--	--	--	--	--	--	--	--	--	--	--	--	--	--	--
09/22/21	250	64	0.00	35	--	--	--	--	--	--	--	--	--	--	--	--	--	--	--	--	--	--
											PERIOD TOTALS =	**0.0024**		**0.0004**		**0.0229**		**0.0082**		**0.0031**		**-0.0123**

NOTES:
SVE = Soil vapor extraction
cfm = Cubic foot (feet) per minute
in. H_20 = Inch(es) of water
ppmv = Part(s) per million (vol./vol.)
mg/m^3 = Milligram(s) per cubic meter
lb = Pound(s)
lb/hr = Pound(s) per hour
PCE = Tetrachloroethylene
TCE = Trichloroethene
cis -1,2-DCE = cis-1,2-Dichloroethene
Mass Recovery (Lab Res., lb/hr) = flow (cfm)*effluent conc. (mg/cu. m.)*1g/1000mg*1lb/453.6g*1cu. m./35.31cu. ft*60min/1 hr
Mass Recovery (Lab Res., lb) = Discharge Rate (lb/hr) * # of days*24hours/day
Permit limit for PCE is 0.031 lb/hr and 270 lb/yr; TCE is 0.014 lb/hr and 120 lb/year; cis-1,2-DCE is 0.63 lb/hr and 5,510 lb/year
Shaded cells indicate O&M events performed during a previous reporting period.
**Flow rates for Quarter 2 2021 are estimated as the maximum value which the flowmeter is capable of .

Table 2B Summary of Estimated Recovery Rate via Onsite DDC System #1

Date	Field/System Data			Elapsed Run-Time (days)	Laboratory Results									Recovery based on Laboratory Results					
					SYS1-INF1			SYS1-MIDGAC			SYS1-EFF								
	Vacuum Flow Rate (cfm)	Applied Vacuum (in. H_20)	System Influent VOC Concentration (ppmv)		PCE (mg/m^3)	TCE (mg/m^3)	*cis* -1,2-DCE (mg/m^3)	PCE (mg/m^3)	TCE (mg/m^3)	*cis* -1,2-DCE (mg/m^3)	PCE (mg/m^3)	TCE (mg/m^3)	*cis* -1,2-DCE (mg/m^3)	PCE Recovery During Period: lb/hr	PCE Recovery During Period (lb)	TCE Recovery During Period (lb/hr)	TCE Recovery During Period (lb)	*cis* -1,2-DCE Recovery During Period (lb/hr)	*cis* -1,2-DCE Recovery During Period (lb)
04/17/19	--	--	--	--	--	--	--	--	--	--	--	--	--	--	--	--	--	--	--
05/23/19	--	--	--	--	--	--	--	--	--	--	--	--	--	--	--	--	--	--	--
06/26/19	--	--	--	--	--	--	--	--	--	--	--	--	--	--	--	--	--	--	--
07/23/19	--	--	--	--	--	--	--	--	--	--	--	--	--	--	--	--	--	--	--
08/27/19	--	--	--	--	--	--	--	--	--	--	--	--	--	--	--	--	--	--	--
09/18/19	--	--	--	--	--	--	--	--	--	--	--	--	--	--	--	--	--	--	--
10/03/19	--	--	--	--	--	--	--	--	--	--	--	--	--	--	--	--	--	--	--
11/05/19	--	--	--	--	--	--	--	--	--	--	--	--	--	--	--	--	--	--	--
12/05/19	--	--	--	--	--	--	--	--	--	--	--	--	--	--	--	--	--	--	--
01/15/20	--	--	--	--	--	--	--	--	--	--	--	--	--	--	--	--	--	--	--
02/01/20	--	--	--	--	--	--	--	--	--	--	--	--	--	--	--	--	--	--	--
03/24/20	--	--	--	--	--	--	--	--	--	--	--	--	--	--	--	--	--	--	--
04/14/20	--	--	--	--	--	--	--	--	--	--	--	--	--	--	--	--	--	--	--
05/07/20	--	--	--	--	--	--	--	--	--	--	--	--	--	--	--	--	--	--	--
06/04/20	--	--	--	--	--	--	--	--	--	--	--	--	--	--	--	--	--	--	--
07/09/20	--	--	--	--	--	--	--	--	--	--	--	--	--	--	--	--	--	--	--
08/03/20	--	--	--	--	--	--	--	--	--	--	--	--	--	--	--	--	--	--	--
09/02/20	--	--	--	--	--	--	--	--	--	--	--	--	--	--	--	--	--	--	--
10/06/20	--	--	--	--	--	--	--	--	--	--	--	--	--	--	--	--	--	--	--
11/04/20	--	--	--	--	--	--	--	--	--	--	--	--	--	--	--	--	--	--	--
12/08/20	--	--	--	--	--	--	--	--	--	--	--	--	--	--	--	--	--	--	--
01/26/21	--	--	--	--	--	--	--	--	--	--	--	--	--	--	--	--	--	--	--
02/24/21	--	--	--	--	--	--	--	--	--	--	--	--	--	--	--	--	--	--	--
03/25/21	--	--	--	--	--	--	--	--	--	--	--	--	--	--	--	--	--	--	--
04/19/21	--	--	--	--	--	--	--	--	--	--	--	--	--	--	--	--	--	--	--
05/19/21	--	--	--	--	--	--	--	--	--	--	--	--	--	--	--	--	--	--	--
06/15/21	--	--	--	--	--	--	--	--	--	--	--	--	--	--	--	--	--	--	--
07/20/21	--	--	--	--	--	--	--	--	--	--	--	--	--	--	--	--	--	--	--
08/18/21	--	--	--	--	--	--	--	--	--	--	--	--	--	--	--	--	--	--	--
9/22/2021	--	--	--	--	--	--	--	--	--	--	--	--	--	--	--	--	--	--	--
														PERIOD TOTALS =	--		--		--

NOTES: cfm = Cubic foot (feet) per minute
VOC = Volatile organic compound
in. H_20 = Inch(es) of water
ppmv = Part(s) per million (vol./vol.)
mg/m^3 = Milligram(s) per cubic meter
lb = Pound(s)
lb/hr = Pound(s) per hour
PCE = Tetrachloroethylene
TCE = Trichloroethene
cis -1,2-DCE = Cis-1,2-Dichloroethene
Mass Recovery (Lab Res., lb/hr) = flow (cfm)*effluent conc. (mg/cu. m.)*1g/1000mg*1lb/453.6g*1cu. m./35.31cu. ft*60min/1 hr
Mass Recovery (Lab Res., lb) = Discharge Rate (lb/hr) * # of days*24hours/day
Shaded cells indicate O&M events performed during a previous reporting period.
Samples were not collected from on-site DDC system #1 during this reporting period as the system was shut down for repairs.

Table 2C Summary of Estimated Recovery Rate via Onsite DDC System #2

Date	Field/System Data			Elapsed Run-Time (day)	Laboratory Results									Recovery based on Laboratory Results					
					SYS2-INF1			SYS2-INF2			SYS2-EFF								
	Vacuum Flow Rate (cfm)	Applied Vacuum (in. H_20)	System Influent VOC Concentration (ppmv)		PCE (mg/m^3)	TCE (mg/m^3)	*cis* -1,2-DCE (mg/m^3)	PCE (mg/m^3)	TCE (mg/m^3)	*cis* -1,2-DCE (mg/m^3)	PCE (mg/m^3)	TCE (mg/m^3)	*cis* -1,2-DCE (mg/m^3)	PCE Recovery During Period: lb/hr	PCE Recovery During Period (lb)	TCE Recovery During Period (lb/hr)	TCE Recovery During Period (lb)	*cis* -1,2-DCE Recovery During Period (lb/hr)	*cis* -1,2-DCE Recovery During Period (lb)
04/17/19	--	--	--	--	--	--	--	--	--	--	--	--	--	--	--	--	--	--	--
05/23/19	--	--	--	--	--	--	--	--	--	--	--	--	--	--	--	--	--	--	--
06/26/19	--	--	--	--	--	--	--	--	--	--	--	--	--	--	--	--	--	--	--
07/23/19	--	--	--	--	--	--	--	--	--	--	--	--	--	--	--	--	--	--	--
08/27/19	--	--	--	--	--	--	--	--	--	--	--	--	--	--	--	--	--	--	--
09/18/19	--	--	--	--	--	--	--	--	--	--	--	--	--	--	--	--	--	--	--
10/03/19	--	--	--	--	--	--	--	--	--	--	--	--	--	--	--	--	--	--	--
11/05/19	--	--	--	--	--	--	--	--	--	--	--	--	--	--	--	--	--	--	--
12/05/19	--	--	--	--	--	--	--	--	--	--	--	--	--	--	--	--	--	--	--
01/15/20	--	--	--	--	--	--	--	--	--	--	--	--	--	--	--	--	--	--	--
02/01/20	--	--	--	--	--	--	--	--	--	--	--	--	--	--	--	--	--	--	--
03/24/20	--	--	--	--	--	--	--	--	--	--	--	--	--	--	--	--	--	--	--
04/14/20	--	--	--	--	--	--	--	--	--	--	--	--	--	--	--	--	--	--	--
05/07/20	--	--	--	--	--	--	--	--	--	--	--	--	--	--	--	--	--	--	--
06/04/20	--	--	--	--	--	--	--	--	--	--	--	--	--	--	--	--	--	--	--
07/09/20	--	--	--	--	--	--	--	--	--	--	--	--	--	--	--	--	--	--	--
08/03/20	--	--	--	--	--	--	--	--	--	--	--	--	--	--	--	--	--	--	--
09/02/20	--	--	--	--	--	--	--	--	--	--	--	--	--	--	--	--	--	--	--
10/06/20	--	--	--	--	--	--	--	--	--	--	--	--	--	--	--	--	--	--	--
11/04/20	--	--	--	--	--	--	--	--	--	--	--	--	--	--	--	--	--	--	--
12/08/20	--	--	--	--	--	--	--	--	--	--	--	--	--	--	--	--	--	--	--
01/26/21	--	--	--	--	--	--	--	--	--	--	--	--	--	--	--	--	--	--	--
02/24/21	--	--	--	--	--	--	--	--	--	--	--	--	--	--	--	--	--	--	--
03/25/21	--	--	--	--	--	--	--	--	--	--	--	--	--	--	--	--	--	--	--
04/19/21	200	14.15	1.469	25	0.0624	0.0031	0.0159	0.0142	0.0021	0.0135	0.0009	0.0002	0.0014	0.0000	0.094	0.0000	0.0044	0.0000	0.0221
05/19/21	220	6.04	3.199	30	--	--	--	--	--	--	--	--	--	--	--	--	--	--	--
06/15/21	200	5.63	4.128	27	--	--	--	--	--	--	--	--	--	--	--	--	--	--	--
07/21/21	240	5.64	1.111	36	0.1900	0.0054	0.0178	0.0922	0.0033	0.0103	0.0020	0.0002	0.0020	0.0002	0.391	0.0000	0.0108	0.0000	0.0329
08/18/21	220	6.14	---	28	--	--	--	--	--	--	--	--	--	--	--	--	--	--	--
9/22/2021	240	5.64	---	35	--	--	--	--	--	--	--	--	--	--	--	--	--	--	--
													PERIOD TOTALS =	0.0002	0.3907	0.0000	0.0108	0.0000	0.0329

NOTES: cfm = Cubic foot (feet) per minute
VOC = Volatile organic compound
in. H_20 = Inch(es) of water
ppmv = Part(s) per million (vol./vol.)
mg/m^3 = Milligram(s) per cubic meter
lb = Pound(s)
lb/hr = Pound(s) per hour
PCE = Tetrachloroethylene
TCE = Trichloroethene
cis -1,2-DCE = Cis-1,2-dichloroethene
Mass Recovery (Lab Res., lb/hr) = flow (cfm)*effluent conc. (mg/cu. m.)*1g/1000mg*1lb/453.6g*1cu. m./35.31cu. ft*60min/1 hr
Mass Recovery (Lab Res., lb) = Discharge Rate (lb/hr) * # of days*24hours/day
Shaded cells indicate O&M events performed during a previous reporting period.

Table 2D Summary of Estimated Recovery Rate via Offsite DDC System (Blower B501)

Date	Field/System Data			Elapsed Run Time (day)	Laboratory Results												Recovery based on Laboratory Results					
					B501-INF1			B501-INTER1			B501-INTER2			B501-EFF								
	Vacuum Flow Rate (cfm)	Applied Vacuum (in. H_20)	System Influent VOC Concentration (ppmv)		PCE (mg/m^3)	TCE (mg/m^3)	*cis*-1,2-DCE (mg/m^3)	PCE (mg/m^3)	TCE (mg/m^3)	*cis*-1,2-DCE (mg/m^3)	PCE (mg/m^3)	TCE (mg/m^3)	*cis*-1,2-DCE (mg/m^3)	PCE (mg/m^3)	TCE (mg/m^3)	*cis*-1,2-DCE (mg/m^3)	PCE Recovery During Period: lb/hr	PCE Recovery During Period (lb)	TCE Recovery During Period (lb/hr)	TCE Recovery During Period (lb)	*cis*-1,2-DCE Recovery During Period (lb/hr)	*cis*-1,2-DCE Recovery During Period (lb)
04/17/19	--	--	--	--	--	--	--	--	--	--	--	--	--	--	--	--	--	--	--	--	--	--
05/23/19	--	--	--	--	--	--	--	--	--	--	--	--	--	--	--	--	--	--	--	--	--	--
06/26/19	--	--	--	--	--	--	--	--	--	--	--	--	--	--	--	--	--	--	--	--	--	--
07/23/19	--	--	--	--	--	--	--	--	--	--	--	--	--	--	--	--	--	--	--	--	--	--
08/27/19	--	--	--	--	--	--	--	--	--	--	--	--	--	--	--	--	--	--	--	--	--	--
09/18/19	--	--	--	--	--	--	--	--	--	--	--	--	--	--	--	--	--	--	--	--	--	--
10/03/19	--	--	--	--	--	--	--	--	--	--	--	--	--	--	--	--	--	--	--	--	--	--
11/05/19	--	--	--	--	--	--	--	--	--	--	--	--	--	--	--	--	--	--	--	--	--	--
12/05/19	--	--	--	--	--	--	--	--	--	--	--	--	--	--	--	--	--	--	--	--	--	--
01/15/20	--	--	--	--	--	--	--	--	--	--	--	--	--	--	--	--	--	--	--	--	--	--
02/01/20	--	--	--	--	--	--	--	--	--	--	--	--	--	--	--	--	--	--	--	--	--	--
03/24/20	--	--	--	--	--	--	--	--	--	--	--	--	--	--	--	--	--	--	--	--	--	--
04/14/20	--	--	--	--	--	--	--	--	--	--	--	--	--	--	--	--	--	--	--	--	--	--
05/07/20	--	--	--	--	--	--	--	--	--	--	--	--	--	--	--	--	--	--	--	--	--	--
06/04/20	--	--	--	--	--	--	--	--	--	--	--	--	--	--	--	--	--	--	--	--	--	--
07/09/20	--	--	--	--	--	--	--	--	--	--	--	--	--	--	--	--	--	--	--	--	--	--
08/03/20	--	--	--	--	--	--	--	--	--	--	--	--	--	--	--	--	--	--	--	--	--	--
09/02/20	--	--	--	--	--	--	--	--	--	--	--	--	--	--	--	--	--	--	--	--	--	--
10/06/20	--	--	--	--	--	--	--	--	--	--	--	--	--	--	--	--	--	--	--	--	--	--
11/04/20	--	--	--	--	--	--	--	--	--	--	--	--	--	--	--	--	--	--	--	--	--	--
12/08/20	--	--	--	--	--	--	--	--	--	--	--	--	--	--	--	--	--	--	--	--	--	--
01/26/21	--	--	--	--	--	--	--	--	--	--	--	--	--	--	--	--	--	--	--	--	--	--
02/24/21	--	--	--	--	--	--	--	--	--	--	--	--	--	--	--	--	--	--	--	--	--	--
03/25/21	--	--	--	--	--	--	--	--	--	--	--	--	--	--	--	--	--	--	--	--	--	--
04/19/21	--	--	--	--	--	--	--	--	--	--	--	--	--	--	--	--	--	--	--	--	--	--
05/19/21	--	--	--	--	--	--	--	--	--	--	--	--	--	--	--	--	--	--	--	--	--	--
06/15/21	--	--	--	--	--	--	--	--	--	--	--	--	--	--	--	--	--	--	--	--	--	--
07/20/21	--	--	--	--	--	--	--	--	--	--	--	--	--	--	--	--	--	--	--	--	--	--
08/18/21	--	--	--	--	--	--	--	--	--	--	--	--	--	--	--	--	--	--	--	--	--	--
9/22/2021	--	--	--	--	--	--	--	--	--	--	--	--	--	--	--	--	--	--	--	--	--	--
																PERIOD TOTALS =		--		--		--

NOTES: cfm = Cubic foot (feet) per minute
VOC = Volatile organic compound
in. H_20 = Inch(es) of water
ppmv = Part(s) per million (vol./vol.)
mg/m^3 = Milligram(s) per cubic meter
lb = Pound(s)
lb/hr = Pound(s) per hour
PCE = Tetrachloroethylene
TCE = Trichloroethene
cis-1,2-DCE = Cis-1,2-dichloroethene
Mass Recovery (Lab Res., lb/hr) = flow (cfm)*effluent conc. (mg/cu. m.)*1g/1000mg*1lb/453.6g*1cu. m./35.31cu. ft*60min/1 hr
Mass Recovery (Lab Res., lb) = Discharge Rate (lb/hr) * # of days*24hours/day
Shaded cells indicate O&M events performed during a previous reporting period.
(1) Blower B-501 replaced; O&M readings carried over from B-501 to B-502 on Table 2E for purposes of calculation. Full system shut down shortly after restart with B-501 due to leaking well head at DDC-8.

Table 2E Summary of Estimated Recovery Rate via Offsite DDC System (Blower B502)

Date	Field/System Data			Elapsed Run-Time (day)	Laboratory Results												Recovery based on Laboratory Results					
					B502-INF1			B502-INTER1			B502-INTER2			B502-EFF								
	Vacuum Flow Rate (cfm)	Applied Vacuum (in. H_20)	System Influent VOC Concentration (ppmv)		PCE (mg/m^3)	TCE (mg/m^3)	*cis* -1,2-DCE (mg/m^3)	PCE (mg/m^3)	TCE (mg/m^3)	*cis* -1,2-DCE (mg/m^3)	PCE (mg/m^3)	TCE (mg/m^3)	*cis* -1,2-DCE (mg/m^3)	PCE (mg/m^3)	TCE (mg/m^3)	*cis* -1,2-DCE (mg/m^3)	PCE Recovery During Period: lb/hr	PCE Recovery During Period (lb)	TCE Recovery During Period (lb/hr)	TCE Recovery During Period (lb)	*cis* -1,2-DCE Recovery During Period (lb/hr)	*cis* -1,2-DCE Recovery During Period (lb)
04/17/19	--	--	--	--	--	--	--	--	--	--	--	--	--	--	--	--	--	--	--	--	--	--
05/23/19	--	--	--	--	--	--	--	--	--	--	--	--	--	--	--	--	--	--	--	--	--	--
06/26/19	--	--	--	--	--	--	--	--	--	--	--	--	--	--	--	--	--	--	--	--	--	--
07/23/19	--	--	--	--	--	--	--	--	--	--	--	--	--	--	--	--	--	--	--	--	--	--
08/27/19	--	--	--	--	--	--	--	--	--	--	--	--	--	--	--	--	--	--	--	--	--	--
09/18/19	--	--	--	--	--	--	--	--	--	--	--	--	--	--	--	--	--	--	--	--	--	--
10/03/19	--	--	--	--	--	--	--	--	--	--	--	--	--	--	--	--	--	--	--	--	--	--
11/05/19	--	--	--	--	--	--	--	--	--	--	--	--	--	--	--	--	--	--	--	--	--	--
12/05/19	488	50	56.000	30	--	--	--	--	--	--	--	--	--	--	--	--	--	--	--	--	--	--
01/15/20	--	54	0	41	--	--	--	--	--	--	--	--	--	--	--	--	--	--	--	--	--	--
02/01/20	--	--	--	--	--	--	--	--	--	--	--	--	--	--	--	--	--	--	--	--	--	--
03/24/20	--	60	0.1000	52	0.0000	0.0000	0.0000	0.0000	0.0000	0.0000	0.0000	0.0000	0.0000	0.0000	0.0000	0.0000	0.0000	0.0000	0.0000	0.0000	0.0000	0.0000
04/14/20	520	60	0.0000	21	--	--	--	--	--	--	--	--	--	--	--	--	--	--	--	--	--	--
05/07/20	80	--	--	23	--	--	--	--	--	--	--	--	--	--	--	--	--	--	--	--	--	--
06/04/20	447	--	--	28	0.0000	0.0000	0.0980	0.0000	0.0000	0.0000	0.0000	0.0000	0.0098	0.0000	0.0050	0.0081	0.0000	0.0000	0.0000	-0.0169	0.0001	0.3047
07/09/20	351	60	0.0000	35	--	--	--	--	--	--	--	--	--	--	--	--	--	--	--	--	--	--
08/03/20	486	60	0.0000	25	--	--	--	--	--	--	--	--	--	--	--	--	--	--	--	--	--	--
09/02/20	--	--	--	--	--	--	--	--	--	--	--	--	--	--	--	--	--	--	--	--	--	--
10/06/20	--	--	--	--	--	--	--	--	--	--	--	--	--	--	--	--	--	--	--	--	--	--
11/04/20	--	--	--	--	--	--	--	--	--	--	--	--	--	--	--	--	--	--	--	--	--	--
12/08/20	--	--	--	--	--	--	--	--	--	--	--	--	--	--	--	--	--	--	--	--	--	--
01/26/21	717	54	0.778	--	0.0003	0.0004	0.0226	0.0002	0.0002	0.0052	0.0002	0.0002	0.0037	0.0003	0.0002	0.0381	0.0000	0.0000	0.0000	0.0015	-0.0001	-0.1078
02/24/21	765	62	--	30	--	--	--	--	--	--	--	--	--	--	--	--	--	--	--	--	--	--
03/25/21	2450	65	--	29	--	--	--	--	--	--	--	--	--	--	--	--	--	--	--	--	--	--
04/20/21	2662	1	0.000	26	0.0004	0.0004	0.0377	0.0004	0.0010	0.0341	0.0026	0.0002	0.0365	0.0005	0.0002	0.0745	0.0000	-0.0012	0.0000	0.0054	-0.0002	-0.7387
05/19/21	706	66	d	29	--	--	--	--	--	--	--	--	--	--	--	--	--	--	--	--	--	--
06/15/21	2999	66	0.000	27	--	--	--	--	--	--	--	--	--	--	--	--	--	--	--	--	--	--
07/20/21	638	67	0.027	35	0.005	0.000	0.002	0.002	0.0003	0.0020	0.0003	0.0002	0.0020	0.0003	0.0002	0.0888	0.0000	0.0229	0.0000	0.0012	-0.0002	-0.4580
08/18/21	635	66	0.000	29	--	--	--	--	--	--	--	--	--	--	--	--	--	--	--	--	--	--
09/22/21	504	66	2.210	35	--	--	--	--	--	--	--	--	--	--	--	--	--	--	--	--	--	--
																	PERIOD TOTALS =	**0.023**		**0.001**		**-0.458**

NOTES: cfm = Cubic (foot) feet per minute
VOC = Volatile organic compound
in. H_20 = Inch(es) of water
ppmv = Part(s) per million (vol./vol.)
mg/m^3 = Milligram(s) per cubic meter
lb = Pound(s)
lb/hr = Pound(s) per hour
PCE = Tetrachloroethylene
TCE = Trichloroethene
cis -1,2-DCE = Cis-1,2-dichloroethene
Mass Recovery (Lab Res., lb/hr) = flow (cfm)*effluent conc. (mg/cu. m.)*1g/1000mg*1lb/453.6g*1cu. m./35.31cu. ft*60min/1 hr
Mass Recovery (Lab Res., lb) = Discharge Rate (lb/hr) * # of days*24hours/day
Shaded cells indicate O&M events performed during a previous reporting period.
(1) Blower B-501 replaced; O&M readings carried over from B-501 to B-502 on Table 2E for purposes of calculation. Full system shut down shortly after restart with B-501 due to leaking well head at DDC-8.

Table 3 Well Gauging Data (July 2021)

Onsite				Offsite			
Well ID	DTW[1]	Top of Casing[2]	ft AMSL	Well ID	DTW[1]	Top of Casing[2]	ft AMSL
MW-1S	14.17	57.53	43.36	MW-1S	6.74	36.60	29.86
MW-1D	13.98	57.73	43.75	MW-1D	7.06	36.60	29.54
MW-2A	14.48	57.80	43.32	MW-2S	11.16	40.07	28.91
MW-2AD	15.03	58.32	43.29	MW-2D	11.30	40.14	28.84
MW-2S	14.57	57.94	43.37	MW-3S	7.29	35.83	28.54
MW-2D	14.34	57.73	43.39	MW-3D	7.44	35.77	28.33
MW-3A	14.43	57.77	43.34	DDC-5-PS	10.52	40.64	30.12
MW-3S	14.80	58.18	43.38	DDC-5-PD	12.54	40.68	28.14
MW-3D	14.79	58.18	43.39	DDC-6-PS	7.65	36.20	28.55
MW-4S	14.48	57.84	43.36	DDC-6-PD	7.84	36.31	28.47
MW-4D	14.23	57.64	43.41	DDC-7-PS	7.68	37.69	30.01
MW-5S	13.27	56.63	43.36	DDC-7-PD	8.96	37.70	28.74
MW-5D	12.42	55.81	43.39	DDC-8-PS	6.84	38.87	32.03
MW-6S	14.33	57.64	43.31	DDC-8-PD	12.05	38.87	26.82
MW-9	15.24	56.71	41.47	DDC-9-PS	8.21	40.30	32.09
MW-10	14.49	57.79	43.30	DDC-9-PD	11.73	40.37	28.64
MW-14S	13.79	57.02	43.23	DDC-10-PS	8.33	39.80	31.47
MW-14D	13.64	57.07	43.43	DDC-10-PD	7.71	39.80	32.09
MW-15S	13.76	57.06	43.30				
MW-15D	14.04	57.03	42.99				
MW-H	14.26	57.57	43.31				
DDC-1-PS	13.39	56.74	43.35				
DDC-1-PDA	13.4	56.74	43.34				
DDC-1-PDB	14.63	56.72	42.09				
DDC-2-PS	12.12	55.56	43.44				
DDC-2-PD	12.21	55.42	43.21				
DDC-3-PS	13.83	56.97	43.14				
DDC-3-PD	13.84	56.96	43.12				
DDC-4-PS	11.95	54.90	42.95				
DDC-4-PD	11.84	55.03	43.19				

[1]Static water levels gauged before purging onsite and offsite wells.

[2]Top of casing is the PVC casing inside of the outer casing made of steel

NOTES:

ft = Foot (feet)
ID = Identification
DTW = Depth to water
AMSL = Above mean sea level

This page intentionally left blank

Table 4A Summary of Detected Volatile Organic Compounds in Onsite Groundwater Samples Quarterly Sampling Event (July 2021)

Parameters List EPA Method 8260B	Sample ID	MW-1D		MW-1S		MW-2A		MW-2AD		MW-2D		152140-FD-02		MW-2S		MW-3D		MW-3S		NYSDEC AWQS (µg/L)
	Sample Type	Groundwater		Groundwater		Groundwater		Groundwater		Groundwater		Duplicate		Groundwater		Groundwater		Groundwater		
	Sample Date	7/21/2021		7/21/2021		7/21/2021		7/21/2021		7/21/2021		7/20/2021		7/21/2021		7/21/2021		7/21/2021		
Acetone	(µg/L)	2.40	J	2.70	J	2.70	J	3.40	J	2.50	J	2.80	J	2.80	J	3.90	J	2.70	J	50 (s)
cis - 1,2-Dichloroethene	(µg/L)	(<1)	U	(<1)	U	(<1)	U	**11.5**		(<1)	U	4.4		(<1)	U	(<1)	U	0.45	J	5 (s)
Trichloroethene (TCE)	(µg/L)	1.6		(<1)	U	(<1)	U	**5.9**		0.91	J	(<1)	U	(<1)	U	1.5		0.55	J	5 (s)
Tetrachloroethene (PCE)	(µg/L)	1.2		0.43	J	0.62	J	**11.3**		**10.6**		0.82	J	1.4		1.0		1.3		5 (s)
Carbon Tetrachloride	(µg/L)	(<1)	U	(<1)	U	(<1)	U	(<1)	U	(<1)	U	(<1)	U	(<1)	U	(<1)	U	(<1)	U	5 (s)
1,4-Dichlorobenzene	(µg/L)	(<1)	U	(<1)	U	(<1)	U	(<1)	U	(<1)	U	(<1)	U	(<1)	U	(<1)	U	(<1)	U	3 (s)
Chloroform	(µg/L)	(<1)	U	(<1)	U	(<1)	U	(<1)	U	(<1)	U	0.5	J	(<1)	U	(<1)	U	(<1)	U	7 (s)

Parameters List EPA Method 8260B	Sample ID	MW-5D		MW-5S		MW-6S		MW-14D		MW-14S		MW-15D		MW-15S		DDC-2-PD		DDC-2-PS		NYSDEC AWQS (µg/L)
	Sample Type	Groundwater		Groundwater		Groundwater		Groundwater		Groundwater		Groundwater		Groundwater		Groundwater		Groundwater		
	Sample Date	7/21/2021		7/21/2021		7/21/2021		7/21/2021		7/21/2021		7/21/2021		7/21/2021		7/21/2021		7/21/2021		
Acetone	(µg/L)	2.90	J	3.10	J	3.20	J	3.60	J	3.10	J	2.80	U	3.20	J	3.30	J	2.70	J	50 (s)
cis - 1,2-Dichloroethene	(µg/L)	3.8		(<1)	U	(<1)	U	(<1)	U	0.48	J	(<1)	U	(<1)	U	(<1)	U	(<1)	U	5 (s)
Trichloroethene (TCE)	(µg/L)	2.8		(<1)	U	(<1)	U	0.45	J	(<1)	U	0.3	U	(<1)	U	1.5		(<1)	U	5 (s)
Tetrachloroethene (PCE)	(µg/L)	**53**		0.44	J	0.65	J	0.41	J	**44.2**		**38.8**		**29.8**		**1100**	**D**	1.1		5 (s)
Carbon Tetrachloride	(µg/L)	(<1)	U	(<1)	U	(<1)	U	(<1)	U	(<1)	U	(<1)	U	(<1)	U	1.4		(<1)	U	5 (s)
1,4-Dichlorobenzene		(<1)	U	(<1)	U	(<1)	U	(<1)	U	(<1)	U	(<1)	U	(<1)	U	(<1)	U	(<1)	U	3 (s)
Chloroform	(µg/L)	(<1)	U	(<1)	U	(<1)	U	(<1)	U	0.78	J	0.84	J	0.7	J	0.84	J	(<1)	U	7 (s)

Parameters List EPA Method 8260B	Sample ID	DDC-4-PD		DDC-4-PS		NYSDEC AWQS (µg/L)
	Sample Type	Duplicate		Groundwater		
	Sample Date	7/21/2021		7/21/2021		
Acetone	(µg/L)	2.90	J	2.80	J	50 (s)
cis - 1,2-Dichloroethene	(µg/L)	(<1)	U	0.63	J	5 (s)
Trichloroethene	(µg/L)	(<1)	U	(<1)	U	5 (s)
Tetrachloroethene	(µg/L)	1.7		**5.5**		5 (s)
Carbon Tetrachloride	(µg/L)	(<1)	U	(<1)	U	5 (s)
1,4-Dichlorobenzene	(µg/L)	(<1)	U	(<1)	U	3(s)
Chloroform	(µg/L)	0.43	J	0.67	J	7 (s)

NOTES:
EPA = U.S. Environmental Protection Agency
ID = Identification
NYSDEC = New York State Department of Environmental Conservation
AWQS = Ambient Water Quality Standard
µg/L = Microgram(s) per liter (parts per billion)
U = Analyte not detected at the listed laboratory reporting limit.
J = Estimated Value
E = Value exceeds calibration range
* = Values outside of QC limits
152140-FD-02 was a blind field duplicate quality assurance/quality control sample of on-site sample MW-2D (Onsite) for this sampling event.
Bold values indicate that the analyte was detected greater than the NYSDEC AWQS.

Table 4B Summary of Detected Volatile Organic Compounds in Offsite Groundwater Samples Quarterly Sampling Event - July 2021

Parameters List EPA Method 8260B	Sample ID	MW-1D		MW-1S		MW-2D		MW-2S		MW-3D		MW-3S		DDC-5-PD		DDC-5-PS		DDC-6-PD		DDC-6-PS		NYSDEC AWQS (µg/L)
	Sample Type	Groundwater		Groundwater		Groundwater		Groundwater		Groundwater		Groundwater		Groundwater		Groundwater		Groundwater		Groundwater		
	Sample Date	7/20/2021		7/20/2021		7/20/2021		7/20/2021		7/20/2021		7/20/2021		7/19/2021		7/19/2021		7/19/2021		7/20/2021		
Acetone	(µg/L)	2.0	J	3.7	J	3.2	J	(<5)	U	2.4	J	2.2	J	2.9	J	2.5	J	2.5	J	2.6	J	50 (s)
cis - 1,2-Dichloroethene	(µg/L)	**26.7**		(<1)	U	2.4		3.4		**19.4**		(<1)	U	1.5		4.9		6.0		**5.4**		5 (s)
Trichloroethene	(µg/L)	**7.5**		(<1)	U	(<1)	U	(<1)	U	4.8		(<1)	U	(<1)	U	(<1)	U	(<1)	U	(<1)	U	5 (s)
Tetrachloroethene	(µg/L)	**16.4**		0.25	J	(<1)	U	(<1)	U	**8.0**		(<1)	U	4.7		1.9		(<1)	U	(<1)	U	5 (s)
Chloroform	(µg/L)	0.44	J	(<1)	U	(<1)	U	(<1)	U	0.44	J	(<1)	U	0.49	J	0.36	J	(<1)	U	(<1)	U	7 (s)
Toluene	(µg/L)	(<1)	U	(<1)	U	(<1)	U	(<1)	U	(<1)	U	(<1)	U	(<1)	U	(<1)	U	(<1)	U	(<1)	U	5(s)

Parameters List EPA Method 8260B	Sample ID	DDC-7-PD		DDC-7-PS		DDC-8-PD		DDC-8-PS		DDC-9-PD		DDC-9-PS		DDC-10-PD		DDC-10-PS		152140-FD-01			NYSDEC AWQS (µg/L)
	Sample Type	Groundwater		Groundwater		Groundwater		Groundwater		Groundwater		Groundwater		Groundwater		Groundwater		Duplicate			
	Sample Date	7/20/2021		7/20/2021		7/20/2021		7/19/2021		7/20/2021		7/20/2021		7/20/2021		7/20/2021		7/20/2021			
Acetone	(µg/L)	3.4	J	(<5)	U	2.8	J	3.5	J	5.7		1.9	J	3.0	J	2.8	J	2.6	J		50 (s)
cis - 1,2-Dichloroethene	(µg/L)	0.8	J	4.7		4.4		4.9		(<1)	U	4.2		(<1)	U	4		(<1)	U		5 (s)
Trichloroethene	(µg/L)	(<1)	U	(<1)	U	(<1)	U	0.31	J	0.48	J	(<1)	U	(<1)	U	(<1)	U	0.83	J		5 (s)
Tetrachloroethene	(µg/L)	0.68	J	(<1)	U	0.45	J	0.28	J	0.32	J	(<1)	U	0.45	J	(<1)	U	0.72	J		5 (s)
Chloroform	(µg/L)	(<1)	U	0.34	J	0.47	J	0.44	J	(<1)	U	(<1)	U	(<1)	U	(<1)	U	(<1)	U		7 (s)
Toluene	(µg/L)	(<1)	U	(<1)	U	(<1)	U	(<1)	U	(<1)	U	(<1)	U	(<1)	U	(<1)	U	(<1)	U		5(s)

NOTES:

EPA = U.S. Environmental Protection Agency
ID = Identification
NYSDEC = New York State Department of Environmental Conservation
AWQS = Ambient Water Quality Standard
µg/L = Microgram(s) per liter (parts per billion)
U = Analyte not detected at the listed laboratory reporting limit.
J = Estimated Value
152140-FD-01 was a blind field duplicate quality assurance/quality control sample of on-site sample DDC-10-PS for this sampling event.
Bold values indicate that the analyte was detected greater than the NYSDEC AWQS.

Attachment A

System Data Sheets

This page intentionally left blank

EA Engineering, P.C.
EA Science and Technology

GROUNDWATER SAMPLING PURGE FORM

Well I.D.: DDC-5-PS	**EA Personnel:** DK, LBL, MG, HY, DH	**Client:** NYSDEC
Location: National Heatset Printing, Babylon, NY	**Well Condition:** good	**Weather:** Partly Cloudy
Sounding Method: Heron Skinny Dipper WLI	**Gauge Date:** 07/19/2021	**Measurement Ref:** Top of Casing (TOC)
	Gauge Time: 1258	
Stick Up/Down (ft):	**PID Headspace Reading:** 860ppb	**Well Diameter (in):** 2

Purge Date: 07/19/2021	**Purge Time:** 1624
Purge Method: Low Flow via Peristaltic Pump	**Field Technician:** DK/HY/MG/LBL

Well Volume

A. Well Depth (ft): 29.87	**D. Well Volume (ft):**	**Depth/Height of Top of PVC:**
B. Depth to Water (ft): 10.52	**E. Well Volume (gal) (C*D):**	**Pump Type:** Peristaltic Pump
C. Liquid Depth (ft) (A-B):	**F. Three Well Volumes (gal) (E3):**	**Pump Intake Depth:** NA

Water Quality Parameters

Time (hrs)	pH (pH units)	Conductivity (mS/cm)	Turbidity (ntu)	DO (mg/L)	Temperature (°C)	ORP (mV)	DTW (ft btoc)	Rate (Lpm)	Volume (liters)
1630	5.57	.278	0.0	7.33	21.43	192	10.51	.28	
1633	5.56	.278	0.0	7.08	20.47	196	10.51		
1636	5.57	.280	0.0	7.13	19.11	198	10.51		
1639	5.55	.287	0.0	7.52	18.07	199	10.52		
1642	5.53	.288	0.0	7.62	17.61	201	10.52		
1645	5.52	.291	0.0	7.77	17.07	203	10.52		

Total Quantity of Water Removed (gal):		**Sampling Time:**	1645
Samplers:	DK	**Split Sample With:**	
Sampling Date:	07/19/2021	**Sample Type:**	GW Grab

COMMENTS AND OBSERVATIONS:

EA Engineering, P.C.
EA Science and Technology

GROUNDWATER SAMPLING PURGE FORM

Well I.D.: DDC-16-PD	**EA Personnel:** DK, LBL, MG, HY, DH	**Client:** NYSDEC
Location: National Heatset Printing, Babylon, NY	**Well Condition:** good	**Weather:** Partly Cloudy
Sounding Method: Heron Skinny Dipper WLI	**Gauge Date:** 07/19/2021	**Measurement Ref:** Top of Casing (TOC)
Stick Up/Down (ft):	**Gauge Time:** 1304	
	PID Headspace Reading: 593	**Well Diameter (in):** 2

Purge Date: 07/19/2021	**Purge Time:** 16516
Purge Method: Low Flow via Peristaltic Pump	**Field Technician:** DK / HY / MG / LBL

Well Volume

A. Well Depth (ft): 80.85	**D. Well Volume (ft):**	**Depth/Height of Top of PVC:**
B. Depth to Water (ft): 7.84	**E. Well Volume (gal) (C*D):**	**Pump Type:** Peristaltic Pump
C. Liquid Depth (ft) (A-B):	**F. Three Well Volumes (gal) (E3):**	**Pump Intake Depth:** NA

Water Quality Parameters

Time (hrs)	pH (pH units)	Conductivity (mS/cm)	Turbidity (ntu)	DO (mg/L)	Temperature (°C)	ORP (mV)	DTW (ft btoc)	Rate (Lpm)	Volume (liters)
16516	7.11	99.7	0.0	22.75	11.53	-171	7.85	.3	
16519	7.10	99.5	0.0	22.43	11.56	-170	7.85		
1702	7.09	100	0.0	22.73	11.28	-170	7.85		
1705	7.09	100	0.0	23.09	10.95	-169	7.85		
1708	7.08	100	0.0	23.20	10.84	-168	7.85		

Total Quantity of Water Removed (gal):		**Sampling Time:**	1708
Samplers:	DK	**Split Sample With:**	
Sampling Date:	07/19/2021	**Sample Type:**	GW Grab

COMMENTS AND OBSERVATIONS:

EA Engineering, P.C.
EA Science and Technology

GROUNDWATER SAMPLING PURGE FORM

Well I.D.: DDC-5PD	**EA Personnel:** DK, LBL, MG, HY, DH	**Client:** NYSDEC
Location: National Heatset Printing, Babylon, NY	**Well Condition:**	**Weather:** Partly Cloudy
Sounding Method: Heron Skinny Dipper WLI	**Gauge Date:**	**Measurement Ref:** Top of Casing (TOC)
	Gauge Time:	
Stick Up/Down (ft):	**PID Headspace Reading:** 4 ppb	**Well Diameter (in):** 2

Purge Date: 07/29/2021	**Purge Time:**
Purge Method: Low Flow via Peristaltic Pump	**Field Technician:** LBL, MG

Well Volume

A. Well Depth (ft): 82.54	**D. Well Volume (ft):**	**Depth/Height of Top of PVC:**
B. Depth to Water (ft): 12.54	**E. Well Volume (gal) (C*D):**	**Pump Type:** Peristaltic Pump
C. Liquid Depth (ft) (A-B):	**F. Three Well Volumes (gal) (E3):**	**Pump Intake Depth:** NA

Water Quality Parameters

Time (hrs)	pH (pH units)	Conductivity (mS/cm)	Turbidity (ntu)	DO (mg/L)	Temperature (°C)	ORP (mV)	DTW (ft btoc)	Rate (Lpm)	Volume (liters)
1645	6.73	0.203	0	8.30	19.06	180	12.54		
1648	6.90	0.199	0	8.14	17.81	178	12.32		
1651	6.94	0.197	5.3	8.08	17.36	178			
1654	6.90	0.198	17.6	8.05	17.02	179	12.52		
1657	6.85	0.206	20.7	7.95	16.35	181			
1700	6.77	0.205	21.0	7.34	15.84	184	12.39		
1703	6.66	0.210	23.1	6.44	15.62	188			
1706	6.57	0.212	23.4	6.11	15.47	190			
1709	6.50	0.215	22.8	6.20	15.47	192	12.34		
1712	6.45	0.216	21.3	6.00	15.39	194			
1715	6.43	0.216	20.1	5.93	15.36	195			
1718	6.39	0.218	18.6	5.69	15.26	196			
1721	6.37	0.218	15.9	5.51	15.20	197			
1724	6.33	0.220	13.9	5.48	15.32	198			
1727	6.30	0.219	12.0	5.41	15.26	198			
1730	6.29	0.220	10.7	5.23	15.35	199			

260 mL/min

Total Quantity of Water Removed (gal):	**Sampling Time:** 1730
Samplers:	**Split Sample With:**
Sampling Date:	**Sample Type:** GW Grab

COMMENTS AND OBSERVATIONS:

EA Engineering, P.C.
EA Science and Technology

GROUNDWATER SAMPLING PURGE FORM

Well I.D.: offsite MW-35	**EA Personnel:** DK, LBL, MG, HY, DH	**Client:** NYSDEC
Location: National Heatset Printing, Babylon, NY	**Well Condition:** no cap	**Weather:** sunny 73°
Sounding Method: Heron Skinny Dipper WLI	**Gauge Date:** 07/19/2021	**Measurement Ref:** Top of Casing (TOC)
Stick Up/Down (ft):	**Gauge Time:** 1408	**Well Diameter (in):** 1
	PID Headspace Reading: 0.0ppb	

Purge Date: 07/20/2021	**Purge Time:** 0807
Purge Method: Low Flow via Peristaltic Pump	**Field Technician:** DK/HY/MG/LBL

Well Volume

A. Well Depth (ft): 19.61	**D. Well Volume (ft):**	**Depth/Height of Top of PVC:**
B. Depth to Water (ft): 7.32	**E. Well Volume (gal) (C*D):**	**Pump Type:** Peristaltic Pump
C. Liquid Depth (ft) (A-B):	**F. Three Well Volumes (gal) (E3):**	**Pump Intake Depth:** NA

Water Quality Parameters

Time (hrs)	pH (pH units)	Conductivity (mS/cm)	Turbidity (ntu)	DO (mg/L)	Temperature (°C)	ORP (mV)	DTW (ft btoc)	Rate (Lpm)	Volume (liters)
0807	5.79	.237	3.9	0.96	19.58	199	7.32	.26	
0810	5.96	.222	3.9	0.85	19.00	177	7.32		
0813	6.00	.203	1.6	0.71	18.59	160	7.34		
0816	6.00	.202	0.7	0.63	18.35	151	7.34		
0819	5.99	.204	0.7	0.59	18.19	143	7.34		
0822	5.99	.204	0.7	0.57	18.10	142	7.34		
	± 0.1	3%	10%	10%	3%	± 10			

Total Quantity of Water Removed (gal):		**Sampling Time:**	0822
Samplers:	DK	**Split Sample With:**	
Sampling Date:	07/20/2021	**Sample Type:**	GW Grab

COMMENTS AND OBSERVATIONS:

EA Engineering, P.C.
EA Science and Technology

GROUNDWATER SAMPLING PURGE FORM

Well I.D.: DDC6b-PS	EA Personnel: L. Backman-Love, M. Gilkey ~~J. Marra, E. Thielman~~	Client: NYSDEC
Location: National Heatset Printing, Babylon, NY	Well Condition: Good	Weather: Partly Cloudy
Sounding Method: Heron Skinny Dipper WLI	Gauge Date:	Measurement Ref: Top of Casing (TOC)
Stick Up/Down (ft):	Gauge Time:	Well Diameter (in): 2
	PID Headspace Reading:	

Purge Date: 07/20/2021	Purge Time: 08:08
Purge Method: Low Flow via Peristaltic Pump	Field Technician: J. Marra, E. Thielman

Well Volume

A. Well Depth (ft): 29.19	D. Well Volume (ft):	Depth/Height of Top of PVC:
B. Depth to Water (ft): 7.66	E. Well Volume (gal) (C*D):	Pump Type: Peristaltic Pump
C. Liquid Depth (ft) (A-B):	F. Three Well Volumes (gal) (E3):	Pump Intake Depth: NA

Water Quality Parameters

Time (hrs)	pH (pH units)	Conductivity (mS/cm)	Turbidity (ntu)	DO (mg/L)	Temperature (°C)	ORP (mV)	DTW (ft btoc)	Rate (Lpm)	Volume (liters)
0808	6.55	0.247	0.0	13.52	15.75	222	7.66		
0811	0.166	0.212	0.0	12.08	15.97	225	7.66		
0814	6.61	0.210	0.0	12.19	15.24	230	7.66		
0817	6.55	0.206	0.0	11.99	15.20	235	7.66		
0820	6.54	0.204	0.0	11.85	15.23	239			
0823	6.51	0.20	0.0	11.78	15.18	242			

0.4 Lpm

Total Quantity of Water Removed (gal):		Sampling Time:	0823
Samplers:	LB-L, MG	Split Sample With:	
Sampling Date:	07/20/2021	Sample Type:	GW Grab

COMMENTS AND OBSERVATIONS:

EA Engineering, P.C.
EA Science and Technology

GROUNDWATER SAMPLING PURGE FORM

Well I.D.: offsite MW-3D	**EA Personnel:** DK, LBL, MG, HY, DH	**Client:** NYSDEC
Location: National Heatset Printing, Babylon, NY	**Well Condition:** bad cap	**Weather:** Sunny 73°
Sounding Method: Heron Skinny Dipper WLI	**Gauge Date:** 07/19/2021	**Measurement Ref:** Top of Casing (TOC)
Stick Up/Down (ft):	**Gauge Time:** 1408	**Well Diameter (in):** 1
	PID Headspace Reading: 0.0 ppm	

Purge Date: 07/20/2021	**Purge Time:** 0833
Purge Method: Low Flow via Peristaltic Pump	**Field Technician:** DK/HY/MG/LBL

Well Volume

A. Well Depth (ft): 88.61	**D. Well Volume (ft):**	**Depth/Height of Top of PVC:**
B. Depth to Water (ft): 7.52	**E. Well Volume (gal) (C*D):**	**Pump Type:** Peristaltic Pump
C. Liquid Depth (ft) (A-B):	**F. Three Well Volumes (gal) (E3):**	**Pump Intake Depth:** NA

Water Quality Parameters

Time (hrs)	pH (pH units)	Conductivity (mS/cm)	Turbidity (ntu)	DO (mg/L)	Temperature (°C)	ORP (mV)	DTW (ft btoc)	Rate (Lpm)	Volume (liters)
0833	6.34	.163	3.01	2.80	15.07	-57	7.52	.32	
0836	5.92	.183	0.0	3.17	15.01	25	7.44		
0839	5.79	.188	0.0	4.50	15.12	79			
0842	5.76	.188	0.0	4.79	15.12	109			
0845	5.74	.189	0.0	4.76	15.05	125			
0848	5.76	.189	0.0	4.95	15.03	135			
0851	5.76	.190	0.0	4.92	14.97	140			
0854	5.75	.190	0.0	4.93	14.96	144			

Total Quantity of Water Removed (gal):
Samplers: DK
Sampling Date: 07/20/2021
Sampling Time: 0854
Split Sample With:
Sample Type: GW Grab

COMMENTS AND OBSERVATIONS:

EA Engineering, P.C.
EA Science and Technology H. Young D. Kite

GROUNDWATER SAMPLING PURGE FORM

Well I.D.: G*	EA Personnel: ~~J. Marra, E. Thielman~~ L. Bazkman M. Gilkey	Client: NYSDEC
Location: National Heatset Printing, Babylon, NY	Well Condition: good	Weather: inside
Sounding Method: Heron Skinny Dipper WLI	Gauge Date: ~~##~~ 07/20/21	Measurement Ref: Top of Casing (TOC)
Stick Up/Down (ft):	Gauge Time: 0801	Well Diameter (in): 2
	PID Headspace Reading: 208	

Purge Date: 07/20/21	Purge Time: 1009
Purge Method: Low Flow via Peristaltic Pump	Field Technician: ~~J. Marra, E. Thielman~~

Well Volume

A. Well Depth (ft): 77.64	D. Well Volume (ft):	Depth/Height of Top of PVC:
B. Depth to Water (ft): 15.40	E. Well Volume (gal) (C*D):	Pump Type: Peristaltic Pump
C. Liquid Depth (ft) (A-B):	F. Three Well Volumes (gal) (E3):	Pump Intake Depth: NA

Water Quality Parameters

Time (hrs)	pH (pH units)	Conductivity (mS/cm)	Turbidity (ntu)	DO (mg/L)	Temperature (°C)	ORP (mV)	DTW (ft btoc)	Rate (Lpm)	Volume (liters)
1012	6.52	.252	71.6	0.12	15.65	24	15.40	.3	
1015	6.44	.261	48.1	0.0	15.76	0	15.41		
1018	6.36	.271	40.2	.10	15.70	-24	15.41		
1021	6.31	.274	36.5	.05	15.58	-34	15.41		
1024	6.30	.279	32.0	.09	15.48	-44	15.41		
1027	6.27	.285	27.5	.09	15.40	-51	15.41		
1030	6.24	.291	26.8	.07	15.27	-56	15.41		
1033	6.21	.295	21.6	.02	15.20	-59	15.41		
1036	6.20	.298	17.1	0.0	15.11	-65	15.41		
1039	6.15	.298	14.4	0.0	15.08	-68	15.41		
1042	6.11	.299	13.9	0.0	15.07	-71	15.41		
1045	6.09	.297	13.9	0.0	15.10	-73	15.41		
1048	6.09	.295	13.9	0.0	15.12	-74	15.41		

Total Quantity of Water Removed (gal):		Sampling Time:	1048
Samplers:	MG	Split Sample With:	
Sampling Date:	07/20/2021	Sample Type:	GW Grab

COMMENTS AND OBSERVATIONS:

EA Engineering, P.C. and Its Affiliate
EA Science and Technology

MONITORING WELL DEVELOPMENT LOG

Well I.D.: MW-C	EA Personnel: D. Kite, L. Backman-Lowe	Client: NYSDEC
Location: Heatset	Well Condition:	Weather:
Sounding Method: WLI	Gauge Date: 07/20/21 Gauge Time: 1016	Measurement Ref: TOC
Stick Up/Down (ft): D 2"	PID Headspace Reading: 1381	Well Diameter (in): 2"

Purge Date: 7/20/21	Purge Time: 1020
Purge Method: low flow via per pump	Field Technician: LB-L, DK

Well Volume

A. Well Depth (ft): 79.92	D. Well Volume (ft):	Depth/Height of Top of PVC:
B. Depth to Water (ft): 15.25	E. Well Volume (gal) C*D):	Pump Type:
C. Liquid Depth (ft) (A-B):	F. Three Well Volumes (gal) (E3):	Pump Intake Depth:

Water Quality Parameters

Time (hrs)	pH (pH units)	Conductivity (mS/cm)	Turbidity (ntu)	DO (mg/L)	Temperature (°C)	ORP (mV)	DTW (ft btoc)	Rate (Lpm)	Volume (liters)
1020	5.82	0.153	4.0	7.56	20.33	200	15.25	0.3	
1023									
1026	5.71	0.197	2.6	6.54	18.85	203			
1029	5.57	0.156	0.2	6.04	18.04	209	15.24		
1032	5.53	0.169	1.2	5.97	17.44	213			
1035	5.54	0.194	1.7	5.77	17.08	216			
1038	5.58	0.235	1.6	5.33	16.92	217			
1041	5.61	0.273	1.7	4.86	16.84	218	15.23		
1044	5.64	0.298	2.2	4.39	16.83	219			
1047	5.66	0.312	0.9	4.26	16.85	219	15.25		
1050	5.67	0.321	1.1	4.36	16.90	219			
1053	5.67	0.329	1.3	3.99	16.93	219			
1056	5.67	0.331	1.2	4.10	16.9	220	15.25		
1059									
1102									
1105									

Reset tubing →

Total Quantity of Water Removed (gal): _____ Personnel: _____

COMMENTS AND OBSERVATIONS: Bay P45A sample time

~~[illegible]~~ ED-01 ~~[illegible]~~

EA Engineering, P.C.
EA Science and Technology

GROUNDWATER SAMPLING PURGE FORM

Well I.D.: E*	EA Personnel: DK/HY/MG/LBL ~~J. Marra, E. Thielman~~	Client: NYSDEC
Location: National Heatset Printing, Babylon, NY	Well Condition: no cap/no cover	Weather: inside
Sounding Method: Heron Skinny Dipper WLI	Gauge Date:	Measurement Ref: Top of Casing (TOC)
Stick Up/Down (ft):	Gauge Time: 1116	Well Diameter (in):
	PID Headspace Reading:	

Purge Date: 07/20/2021	Purge Time: 1116
Purge Method: Low Flow via Peristaltic Pump	Field Technician: J. Marra, E. Thielman

Well Volume

A. Well Depth (ft): 77.79	D. Well Volume (ft):	Depth/Height of Top of PVC:
B. Depth to Water (ft): 15.22	E. Well Volume (gal) (C*D):	Pump Type: Peristaltic Pump
C. Liquid Depth (ft) (A-B):	F. Three Well Volumes (gal) (E3):	Pump Intake Depth: NA

Water Quality Parameters

Time (hrs)	pH (pH units)	Conductivity (mS/cm)	Turbidity (ntu)	DO (mg/L)	Temperature (°C)	ORP (mV)	DTW (ft btoc)	Rate (Lpm)	Volume (liters)
1116	6.3	.293	0.0	2.33	15.06	102	15.22	.34	
1119	6.19	.304	0.0	2.36	14.82	124			
1122	6.14	.304	0.0	2.02	14.76	134			
1125	6.11	.306	0.0	1.68	14.78	138			
1128	6.09	.306	0.0	1.51	14.80	140			
1131	6.08	.307	0.0	1.90	14.85	142			
1134	6.08	.308	0.0	1.42	14.84	145			
1137	6.08	.308	0.0	1.41	14.82	146			
1140	6.07	.308	0.0	1.42	14.82	140			

Total Quantity of Water Removed (gal):		Sampling Time:	1146
Samplers:	MG	Split Sample With:	
Sampling Date:	07/20/2021	Sample Type:	GW Grab

COMMENTS AND OBSERVATIONS:
L-54B

EA Engineering, P.C. and Its Affiliate
EA Science and Technology

MONITORING WELL DEVELOPMENT LOG

Well I.D.: MW-F	EA Personnel: LB-L DK	Client: NYSDEC
Location: Nat. Heatset	Well Condition:	Weather:
Sounding Method:	Gauge Date: ~~7/19~~ 7/20/21	Measurement Ref:
	Gauge Time: 1110	
Stick Up/Down (ft):	PID Headspace Reading: 0	Well Diameter (in): 2

Purge Date: 07/20/2021	Purge Time: 1138
Purge Method: low flow via peri pump	Field Technician: LB-L, DK

Well Volume

A. Well Depth (ft): 28.69	D. Well Volume (ft):	Depth/Height of Top of PVC:
B. Depth to Water (ft): 15.20	E. Well Volume (gal) C*D):	Pump Type:
C. Liquid Depth (ft) (A-B):	F. Three Well Volumes (gal) (E3):	Pump Intake Depth:

Water Quality Parameters

Time (hrs)	pH (pH units)	Conductivity (mS/cm)	Turbidity (ntu)	DO (mg/L)	Temperature (°C)	ORP (mV)	DTW (ft btoc)	Rate (Lpm)	Volume (liters)
1112	5.83	0.504	0.0	5.00	19.22	215			
1138	5.81	0.526	453	6.61	19.98	214			
1141	5.83	0.494	320	6.55	19.66	215			
1144	5.83	0.493	60.9	6.47	18.52	216	15.19		
1147	5.83	0.497	54.3	6.59	17.57	217			
1150	5.85	0.480	250	6.66	17.23	217			
1153	5.86	0.480	79.2	6.35	17.37	217	15.23		
1156	5.87	0.472	54.9	6.23	17.40	217			
1159									
1202									
1205									
1208									

bag dry died

Total Quantity of Water Removed (gal): _____ Personnel: _____

COMMENTS AND OBSERVATIONS:

EA Engineering, P.C. and Its Affiliate
EA Science and Technology

MONITORING WELL DEVELOPMENT LOG

Well I.D.: offsite DDC-7-PD	EA Personnel: DK/HV/MG/LBL	Client: NYSDEC
Location: Headset	Well Condition: OD CAP	Weather: Partly Cloudy 84°
Sounding Method:	Gauge Date: 07/1/2021	Measurement Ref:
	Gauge Time: 1245	
Stick Up/Down (ft):	PID Headspace Reading: 53	Well Diameter (in): 2

Purge Date: 07/20/2021	Purge Time: 1250
Purge Method: low-flow via peri pump	Field Technician:

Well Volume

A. Well Depth (ft): 82.34	D. Well Volume (ft):	Depth/Height of Top of PVC:
B. Depth to Water (ft): 9.47	E. Well Volume (gal) C*D):	Pump Type:
C. Liquid Depth (ft) (A-B):	F. Three Well Volumes (gal) (E3):	Pump Intake Depth:

Water Quality Parameters

Time (hrs)	pH (pH units)	Conductivity (mS/cm)	Turbidity (ntu)	DO (mg/L)	Temperature (°C)	ORP (mV)	DTW (ft btoc)	Rate (Lpm)	Volume (liters)
1250	7.23	.243	0.0	7.50	19.57	116	9.47	.25	
1253	6.92	.225	0.0	5.63	18.75	123			
1256	6.49	.215	0.0	4.36	17.94	137			
1259	6.216	.208	0.0	3.71	17.73	145			
1302	6.23	.205	0.0	3.54	17.58	149			
1305	6.18	.202	0.0	3.49	17.38	154			
1308	6.17	.202	0.0	3.35	17.26	156			

Total Quantity of Water Removed (gal): _____ Personnel: DK/HV/GM/LBL

COMMENTS AND OBSERVATIONS: Sample time: 1308
Sample date: 07/20/2021
Sampler: MG

EA Engineering, P.C. and Its Affiliate
EA Science and Technology

MONITORING WELL DEVELOPMENT LOG

Well I.D.: DDC-7-PS	EA Personnel: DKJ HV/MG/LBL	Client: NYSDEC
Location: Headset	Well Condition: no cap	Weather: partly cloudy
Sounding Method: Heron Stainy Dipper	Gauge Date: 07/20/2021	Measurement Ref:
Stick Up/Down (ft):	Gauge Time: 1258	
	PID Headspace Reading: 229	Well Diameter (in): 2

Purge Date: 07/20/2021	Purge Time: 1306
Purge Method: peri pump	Field Technician: LBL, DK

Well Volume

A. Well Depth (ft): 27.88	D. Well Volume (ft):	Depth/Height of Top of PVC:
B. Depth to Water (ft):	E. Well Volume (gal) C*D):	Pump Type:
C. Liquid Depth (ft) (A-B):	F. Three Well Volumes (gal) (E3):	Pump Intake Depth:

Water Quality Parameters

Time (hrs)	pH (pH units)	Conductivity (mS/cm)	Turbidity (ntu)	DO (mg/L)	Temperature (°C)	ORP (mV)	DTW (ft btoc)	Rate (Lpm)	Volume (liters)
1307	6.14	0.328	56.0	7.48	21.34	~~214~~		0.28	
1310	6.13	0.328	7.3	7.65	19.81	201			
1313	6.12	0.331	5.8	7.51	19.48	219			
1316	6.11	0.332	66.3	7.63	18.90	230			
1319	6.09	0.332	23.2	7.57	18.84	240			
1322	6.09	0.330	9.1	7.52	19.04	245			
1325	6.08	0.332	3.6	7.54	18.94	250			
1328	6.07	0.331	1.4	7.46	18.99	254			
1331	6.07	0.332	2.8	7.34	19.08	258			
1334									
1337									
1340									

Total Quantity of Water Removed (gal): _____ Personnel: DK/HV/MG/LBL

COMMENTS AND OBSERVATIONS: sample time: 1331
sample date: 07/20/2021

EA Engineering, P.C. and Its Affiliate
EA Science and Technology

MONITORING WELL DEVELOPMENT LOG

Well I.D.: DDC-10-PD	EA Personnel: DK|HY|MG|LBL	Client: NYSDEC
Location: Headset	Well Condition: good	Weather: partly cloudy 84°
Sounding Method:	Gauge Date: 07/19/2021	Measurement Ref: J
	Gauge Time: 1329	
Stick Up/Down (ft):	PID Headspace Reading: 0.0	Well Diameter (in): 2

Purge Date: 07/20/2021	Purge Time: 1329
Purge Method: low flow via peristaltic pump	Field Technician:

Well Volume

A. Well Depth (ft): 80.71	D. Well Volume (ft):	Depth/Height of Top of PVC:
B. Depth to Water (ft): 7.71	E. Well Volume (gal) C*D):	Pump Type:
C. Liquid Depth (ft) (A-B):	F. Three Well Volumes (gal) (E3):	Pump Intake Depth:

Water Quality Parameters

Time (hrs)	pH (pH units)	Conductivity (mS/cm)	Turbidity (ntu)	DO (mg/L)	Temperature (°C)	ORP (mV)	DTW (ft btoc)	Rate (Lpm)	Volume (liters)
1329	6.24	.299	0.0	8.64	21.00	136	7.71	.32	
1332	5.93	.306	0.0	3.94	18.64	155			
1335	5.86	.311	0.0	3.46	17.73	162			
1338	5.82	.314	0.0	3.31	17.28	166			
1341	5.81	.315	0.0	3.26	17.07	170			
1344	5.81	.316	0.0	3.21	17.04	172			
1347	5.81	.317	0.0	3.22	17.06	175			
1350	5.80	.318	0.0	3.24	17.06	176			

Total Quantity of Water Removed (gal): _____ Personnel: DK|HY|MG|LBL

COMMENTS AND OBSERVATIONS:

Sampler: MG
sample time 1350
sample date 07/20/2021

EA Engineering, P.C.
EA Science and Technology

GROUNDWATER SAMPLING PURGE FORM

Well I.D.: MW-2D (offsite)	**EA Personnel:** DK, LBL, MG, HY, DH	**Client:** NYSDEC
Location: National Heatset Printing, Babylon, NY	**Well Condition:**	**Weather:** 86F Partly cloudy
Sounding Method: Heron Skinny Dipper WLI	**Gauge Date:** 07/20/2021 **Gauge Time:** 1533	**Measurement Ref:** Top of Casing (TOC)
Stick Up/Down (ft):	**PID Headspace Reading:**	**Well Diameter (in):** LBL - 2 1

Purge Date: 07/28/21	**Purge Time:** LBL ~~1527~~ 1533
Purge Method: Low Flow via Peristaltic Pump	**Field Technician:**

Well Volume

A. Well Depth (ft): 87.27	**D. Well Volume (ft):**	**Depth/Height of Top of PVC:**
B. Depth to Water (ft): 11.3	**E. Well Volume (gal) (C*D):**	**Pump Type:** Peristaltic Pump
C. Liquid Depth (ft) (A-B):	**F. Three Well Volumes (gal) (E3):**	**Pump Intake Depth:** NA

Water Quality Parameters

Time (hrs)	pH (pH units)	Conductivity (mS/cm)	Turbidity (ntu)	DO (mg/L)	Temperature (°C)	ORP (mV)	DTW (ft btoc)	Rate (Lpm)	Volume (liters)
1533	5.78	0.282	8.5	3.68	22.85	250	11.3	[illegible]	
1536	5.76	0.205	16.6	4.13	19.96	243		0.3	
1539	5.54	0.309	16.6	6.19	18.54	254			
1543	5.53	0.331	3	6.07	18.64	260			
1546	5.52	0.335	2.3	6.03	18.67	262			
1549	5.53	0.335	1.6	6.02	18.66	262			

Total Quantity of Water Removed (gal):
Samplers:
Sampling Date: 07/28/21

Sampling Time: 1549
Split Sample With:
Sample Type: GW Grab

COMMENTS AND OBSERVATIONS:

EA Engineering, P.C.
EA Science and Technology

GROUNDWATER SAMPLING PURGE FORM

Well I.D.: DDC-8-PS	**EA Personnel:** DK, LBL, MG, HY, DH	**Client:** NYSDEC
Location: National Heatset Printing, Babylon, NY	**Well Condition:**	**Weather:** 86F Partly Cloudy
Sounding Method: Heron Skinny Dipper WLI	**Gauge Date:** 07/19/21	**Measurement Ref:** Top of Casing (TOC)
	Gauge Time:	
Stick Up/Down (ft):	**PID Headspace Reading:**	**Well Diameter (in):** 2

Purge Date: 07/20/21	**Purge Time:** 1349
Purge Method: Low Flow via Peristaltic Pump	**Field Technician:** LBL, DK

Well Volume

A. Well Depth (ft):	**D. Well Volume (ft):**	**Depth/Height of Top of PVC:**
B. Depth to Water (ft): 7.32	**E. Well Volume (gal) (C*D):**	**Pump Type:** Peristaltic Pump
C. Liquid Depth (ft) (A-B):	**F. Three Well Volumes (gal) (E3):**	**Pump Intake Depth:** NA

Water Quality Parameters

Time (hrs)	pH (pH units)	Conductivity (mS/cm)	Turbidity (ntu)	DO (mg/L)	Temperature (°C)	ORP (mV)	DTW (ft btoc)	Rate (Lpm)	Volume (liters)
1351	6.05	0.288	2.8	10.90	17.74	246	7.32		
1354	5.99	0.290	0.0	9.32	17.04	253	7.31		
1357	5.96	0.291	0.0	8.87	16.73	257 ~~270~~		LBL	
1400	5.95	0.291	0.0	8.59	16.74	260			
1403	5.94	0.291	0.0	8.43	16.57	262	7.36		
1406	5.94	0.291	0.0	8.26	16.56	264			
1409	5.94	0.290	0.0	8.28	16.53	265			
1412									

Total Quantity of Water Removed (gal): _____

Samplers: _____

Sampling Date: _____

Sampling Time: 1409

Split Sample With: FD-02

Sample Type: GW Grab

COMMENTS AND OBSERVATIONS: _____

EA Engineering, P.C. and Its Affiliate
EA Science and Technology

MONITORING WELL DEVELOPMENT LOG

Well I.D.: DDC-10-PS	EA Personnel: DK|HY|MG|LBL	Client: NYSDEC
Location: Heatset	Well Condition: good	Weather: sunny 84°
Sounding Method:	Gauge Date: 07/20/2021 Gauge Time: 1405	Measurement Ref:
Stick Up/Down (ft):	PID Headspace Reading: 0.0	Well Diameter (in): 2

Purge Date: 07/20/2021	Purge Time: 1405
Purge Method: low flow via peri pump	Field Technician:

Well Volume

A. Well Depth (ft): 28.17	D. Well Volume (ft):	Depth/Height of Top of PVC:
B. Depth to Water (ft): 8.33	E. Well Volume (gal) C*D):	Pump Type:
C. Liquid Depth (ft) (A-B):	F. Three Well Volumes (gal) (E3):	Pump Intake Depth:

Water Quality Parameters

Time (hrs)	pH (pH units)	Conductivity (mS/cm)	Turbidity (ntu)	DO (mg/L)	Temperature (°C)	ORP (mV)	DTW (ft btoc)	Rate (Lpm)	Volume (liters)
1405	6.12	.255	0.0	8.57	20.81	1107	8.33	.3	
1408	6.11	.259	0.0	8.37	19.76	174			
1411	6.11	.2101	0.0	8.56	19.09	178			
1414	6.11	.2101	0.0	8.49	19.13	180			
1417	6.11	.2102	0.0	8.44	18.99	182			
1420	6.11	.2102	0.0	8.48	18.95	183			
1423	6.11	.2101	0.0	8.42	18.96	186			
1426	6.12	.2102	0.0	8.41	18.91	187			

Total Quantity of Water Removed (gal): _____ Personnel: DK|HY|MG|LBL

COMMENTS AND OBSERVATIONS:
Sampler: MG
Sample date: 07/20/2021
Sample time:

EA Engineering, P.C.
EA Science and Technology

GROUNDWATER SAMPLING PURGE FORM

Well I.D.: DDC-8-PD	**EA Personnel:** DK, LBL, MG, HY, DH	**Client:** NYSDEC
Location: National Heatset Printing, Babylon, NY	**Well Condition:**	**Weather:** Partly cloudy
Sounding Method: Heron Skinny Dipper WLI	**Gauge Date:** 07/19/21	**Measurement Ref:** Top of Casing (TOC)
	Gauge Time: ~~07~~	
Stick Up/Down (ft):	**PID Headspace Reading:**	**Well Diameter (in):** 2

Purge Date: 07/20/21	**Purge Time:** ~~0~~ 1415
Purge Method: Low Flow via Peristaltic Pump	**Field Technician:** DK, LB-L

Well Volume

A. Well Depth (ft): LBL 13.05~~6~~	**D. Well Volume (ft):**	**Depth/Height of Top of PVC:**
B. Depth to Water (ft): 13.08	**E. Well Volume (gal) (C*D):**	**Pump Type:** Peristaltic Pump
C. Liquid Depth (ft) (A-B):	**F. Three Well Volumes (gal) (E3):**	**Pump Intake Depth:** NA

Water Quality Parameters

Time (hrs)	pH (pH units)	Conductivity (mS/cm)	Turbidity (ntu)	DO (mg/L)	Temperature (°C)	ORP (mV)	DTW (ft btoc)	Rate (Lpm)	Volume (liters)
1416	5.98	0.287	2.0	8.04	18.64	266	13.08	1	
1419	5.95	0.289	0.0	7.94	18.89	267			
1422	5.95	0.289	0.0	8.46	18.21	260			
1425	5.95	0.290	0.0	8.25	18.15	263			
1428	5.95	0.289	0.0	8.24	18.03	265			
1431	5.96	0.289	0.0	8.25	17.86	267			
1434									
1437									
1440									

Total Quantity of Water Removed (gal):
Samplers: DK, LBL
Sampling Date: 07/20/21
Sampling Time: 1431
Split Sample With:
Sample Type: GW Grab

COMMENTS AND OBSERVATIONS:

EA Engineering, P.C.
EA Science and Technology

GROUNDWATER SAMPLING PURGE FORM

Well I.D.: DDC-9 ~~DD~~	EA Personnel: DK, LBL, MG, HY, DH	Client: NYSDEC
Location: National Heatset Printing, Babylon, NY	Well Condition:	Weather:
Sounding Method: Heron Skinny Dipper WLI	Gauge Date:	Measurement Ref: Top of Casing (TOC)
Stick Up/Down (ft):	Gauge Time:	Well Diameter (in): 2
	PID Headspace Reading:	

Purge Date: 07/29/21	Purge Time: 1444
Purge Method: Low Flow via Peristaltic Pump	Field Technician: DK, LB-L

Well Volume

A. Well Depth (ft):	D. Well Volume (ft):	Depth/Height of Top of PVC:
B. Depth to Water (ft):	E. Well Volume (gal) (C*D):	Pump Type: Peristaltic Pump
C. Liquid Depth (ft) (A-B):	F. Three Well Volumes (gal) (E3):	Pump Intake Depth: NA

Water Quality Parameters

Time (hrs)	pH (pH units)	Conductivity (mS/cm)	Turbidity (ntu)	DO (mg/L)	Temperature (°C)	ORP (mV)	DTW (ft btoc)	Rate (Lpm)	Volume (liters)
1444	5.76	0.266	1.5	6.45	23.81	303	12.52	0.3	
1447	5.40	0.309	0.0	4.22	19.55	271			
1450	5.27	0.300	0.0	3.65	18.26	274			
1453	5.20	0.283	0.0	3.51	18.23	277			
1456	5.18	0.279	0.0	4.12	18.75	277			
1459	5.17	0.278	0	4.22	18.12	279			
1502 ~~1502~~	5.17	0.279	0	4.18	18.13	280			
1505 ~~1505~~									
1508 ~~1508~~									
1511 ~~1471~~									
~~1474~~									
~~1477~~									
~~1480~~									

Total Quantity of Water Removed (gal):		Sampling Time:	1504
Samplers:		Split Sample With:	
Sampling Date:		Sample Type:	GW Grab

COMMENTS AND OBSERVATIONS:

EA Engineering, P.C.
EA Science and Technology

GROUNDWATER SAMPLING PURGE FORM

Well I.D.: DDC-9-PS offsite	**EA Personnel:** DK, LBL, MG, HY, DH	**Client:** NYSDEC
Location: National Heatset Printing, Babylon, NY	**Well Condition:** good	**Weather:** sunny 84°
Sounding Method: Heron Skinny Dipper WLI	**Gauge Date:** 07/19/2021	**Measurement Ref:** Top of Casing (TOC)
Stick Up/Down (ft):	**Gauge Time:** 1343	
	PID Headspace Reading: 201	**Well Diameter (in):** 2

Purge Date: 07/20/2021	**Purge Time:** 1454
Purge Method: Low Flow via Peristaltic Pump	**Field Technician:**

Well Volume

A. Well Depth (ft):	**D. Well Volume (ft):**	**Depth/Height of Top of PVC:**
B. Depth to Water (ft): 9.13	**E. Well Volume (gal) (C*D):**	**Pump Type:** Peristaltic Pump
C. Liquid Depth (ft) (A-B):	**F. Three Well Volumes (gal) (E3):**	**Pump Intake Depth:** NA

Water Quality Parameters

Time (hrs)	pH (pH units)	Conductivity (mS/cm)	Turbidity (ntu)	DO (mg/L)	Temperature (°C)	ORP (mV)	DTW (ft btoc)	Rate (Lpm)	Volume (liters)
1454	6.19	.230	0.0	10.23	22.68	157	9.13	.2	
1457	6.20	.234	0.0	8.76	20.45	1108			
1500	6.19	.233	0.0	6.44	21.92	174			
1503	6.17	.244	0.0	8.41	21.99	177			
1506	6.18	.235	0.0	8.52	21.62	181			
1509	6.18	.237	0.0	8.51	19.94	185			
1512	6.17	.239	0.0	8.50	19.62	188			
1515	6.17	.240	0.0	8.50	19.41	188			

Total Quantity of Water Removed (gal):		**Sampling Time:**	1515
Samplers:	MG/DK	**Split Sample With:**	
Sampling Date:	07/20/2021	**Sample Type:**	GW Grab

COMMENTS AND OBSERVATIONS:

EA Engineering, P.C.
EA Science and Technology

GROUNDWATER SAMPLING PURGE FORM

Well I.D.: MW-25 (offsite)	EA Personnel: DK, LBL, MG, HY, DH	Client: NYSDEC
Location: National Heatset Printing, Babylon, NY	Well Condition:	Weather: Partly cloudy 84°
Sounding Method: Heron Skinny Dipper WLI	Gauge Date: 07/20/2021	Measurement Ref: Top of Casing (TOC)
	Gauge Time: 1536	
Stick Up/Down (ft):	PID Headspace Reading:	Well Diameter (in): ~~2~~ 1 (HY)

Purge Date: 07/20/21	Purge Time: 1536
Purge Method: Low Flow via Peristaltic Pump	Field Technician: LBL, DK, HY, MG

Well Volume

A. Well Depth (ft): 22.91	D. Well Volume (ft):	Depth/Height of Top of PVC:
B. Depth to Water (ft): 11.16	E. Well Volume (gal) (C*D):	Pump Type: Peristaltic Pump
C. Liquid Depth (ft) (A-B):	F. Three Well Volumes (gal) (E3):	Pump Intake Depth: NA

Water Quality Parameters

Time (hrs)	pH (pH units)	Conductivity (mS/cm)	Turbidity (ntu)	DO (mg/L)	Temperature (°C)	ORP (mV)	DTW (ft btoc)	Rate (Lpm)	Volume (liters)
1536	6.21	.2616	0.0	11.06	20.71	162	11.16	0.35	
1539	6.14	.277	0.0	9.57	18.33	175			
1542	6.11	.282	0.0	9.39	17.52	177			
1545	6.10	.282	0.0	9.20	17.33	176			
1548	6.09	.283	0.0	9.33	17.34	178			
1551	6.09	.282	0.0	9.33	17.15	182			
1554	6.08	.282	0.0	9.35	17.09	184			

Total Quantity of Water Removed (gal):
Samplers: MG
Sampling Date: 7/20/2021
Sampling Time: 1554
Split Sample With:
Sample Type: GW Grab

COMMENTS AND OBSERVATIONS:

EA Engineering, P.C.
EA Science and Technology

GROUNDWATER SAMPLING PURGE FORM

Well I.D.: MW-15 (offsite)	**EA Personnel:** DK, LBL, MG, HY, DH	**Client:** NYSDEC
Location: National Heatset Printing, Babylon, NY	**Well Condition:**	**Weather:** partly cloudy
Sounding Method: Heron Skinny Dipper WLI	**Gauge Date:**	**Measurement Ref:** Top of Casing (TOC)
	Gauge Time:	
Stick Up/Down (ft):	**PID Headspace Reading:** 39	**Well Diameter (in):** 1

Purge Date: 07/20/21	**Purge Time:** 1609
Purge Method: Low Flow via Peristaltic Pump	**Field Technician:** LBL

Well Volume

A. Well Depth (ft): ~~6.84~~	**D. Well Volume (ft):**	**Depth/Height of Top of PVC:**
B. Depth to Water (ft): 6.84	**E. Well Volume (gal) (C*D):**	**Pump Type:** Peristaltic Pump
C. Liquid Depth (ft) (A-B):	**F. Three Well Volumes (gal) (E3):**	**Pump Intake Depth:** NA

Water Quality Parameters

Time (hrs)	pH (pH units)	Conductivity (mS/cm)	Turbidity (ntu)	DO (mg/L)	Temperature (°C)	ORP (mV)	DTW (ft btoc)	Rate (Lpm)	Volume (liters)
1609	5.61	0.163	4.5	6.96	19.43	163	6.84	0.28	
1612	5.58	0.171	2.9	4.75	19.53	170			
1615	5.57	0.182	7.3	4.07	19.35	179			
1618	5.58	0.190	2.8	3.56	19.33	185			
1621	5.59	0.192	2.0	3.40	19.24	187			
1624	5.60	0.195	0.3	3.24	18.97	190			
1627	5.59	0.202	0.9	3.24	18.66	195			
1630	5.68	0.204	0.0	3.17	18.38	198			

Total Quantity of Water Removed (gal):		**Sampling Time:**	1630
Samplers:	LBL, DK	**Split Sample With:**	MS, MSD
Sampling Date:	07/20/21	**Sample Type:**	GW Grab

COMMENTS AND OBSERVATIONS:

EA Engineering, P.C.
EA Science and Technology

GROUNDWATER SAMPLING PURGE FORM

Well I.D.: MW-1D (offsite)	EA Personnel: DK, LBL, MG, HY, DH	Client: NYSDEC
Location: National Heatset Printing, Babylon, NY	Well Condition: good	Weather: Partly cloudy 84°
Sounding Method: Heron Skinny Dipper WLI	Gauge Date: 07/20/2021	Measurement Ref: Top of Casing (TOC)
	Gauge Time: 1610	
Stick Up/Down (ft):	PID Headspace Reading: 548	Well Diameter (in): 1

Purge Date: 07/20/2021	Purge Time: 1610
Purge Method: Low Flow via Peristaltic Pump	Field Technician: DK/LBL/HY/MG

Well Volume

A. Well Depth (ft):	D. Well Volume (ft):	Depth/Height of Top of PVC:
B. Depth to Water (ft): 7.93	E. Well Volume (gal) (C*D):	Pump Type: Peristaltic Pump
C. Liquid Depth (ft) (A-B):	F. Three Well Volumes (gal) (E3):	Pump Intake Depth: NA

Water Quality Parameters

Time (hrs)	pH (pH units)	Conductivity (mS/cm)	Turbidity (ntu)	DO (mg/L)	Temperature (°C)	ORP (mV)	DTW (ft btoc)	Rate (Lpm)	Volume (liters)
1610	6.48	.021	0.0	10.05	21.53	160	7.93	.3	
1613	6.21	.022	0.0	9.59	19.61	172			
1616	6.11	.025	0.0	9.31	19.10	176			
1619	6.02	.027	0.0	9.06	18.79	178			
1622	5.96	.031	0.0	8.80	18.60	178			
1625	5.91	.035	0.0	8.50	18.65	177			
1628	5.88	.039	0.0	8.29	18.70	175			
1631	5.86	.046	0.0	8.10	18.85	174			
1634	5.83	.060	0.0	7.97	18.54	176			
1637	5.76	.085	0.0	7.00	18.37	182			
1640	5.63	.119	0.0	6.97	18.29	192			
1643	5.55	.132	0.0	7.07	18.23	198			
1646	5.52	.140	0.0	7.04	18.15	203			

Total Quantity of Water Removed (gal):		Sampling Time:	1646
Samplers:	MG	Split Sample With:	
Sampling Date:	07/20/2021	Sample Type:	GW Grab

COMMENTS AND OBSERVATIONS:

EA Engineering, P.C.
EA Science and Technology

GROUNDWATER SAMPLING PURGE FORM

Well I.D.: MW-5S (onsite)	EA Personnel: DK, LBL, MG, HY, DH	Client: NYSDEC
Location: National Heatset Printing, Babylon, NY	Well Condition: good	Weather: partly cloudy
Sounding Method: Heron Skinny Dipper WLI	Gauge Date: 07/21/2021	Measurement Ref: Top of Casing (TOC)
Stick Up/Down (ft):	Gauge Time: 0735	Well Diameter (in): 2"
	PID Headspace Reading: 36	

Purge Date: 7/21/21	Purge Time: 0735
Purge Method: Low Flow via Peristaltic Pump	Field Technician: DK, HY

Well Volume

A. Well Depth (ft): 26.96	D. Well Volume (ft):	Depth/Height of Top of PVC:
B. Depth to Water (ft): 13.35	E. Well Volume (gal) (C*D):	Pump Type: Peristaltic Pump
C. Liquid Depth (ft) (A-B):	F. Three Well Volumes (gal) (E3):	Pump Intake Depth: NA

Water Quality Parameters

Time (hrs)	pH (pH units)	Conductivity (mS/cm)	Turbidity (ntu)	DO (mg/L)	Temperature (°C)	ORP (mV)	DTW (ft btoc)	Rate (Lpm)	Volume (liters)
0742	5.98	.312	0.0	5.94	23.05	104	13.35	.25	
0745	6.25	.274	0.0	3.11	22.44	43	13.38		
0748	6.31	.269	0.0	3.15	22.22	36	13.38		
0751	6.35	.266	0.0	3.20	22.03	35	13.38		
0754	6.38	.265	0.0	3.21	21.92	33	13.38		
0757	6.40	.263	0.0	3.20	21.89	32	13.38		
0800	6.42	.263	0.0	3.15	21.88	30			

Total Quantity of Water Removed (gal):		Sampling Time:	0800
Samplers:	DK	Split Sample With:	
Sampling Date:	07/21/2021	Sample Type:	GW Grab

COMMENTS AND OBSERVATIONS:

EA Engineering, P.C.
EA Science and Technology

GROUNDWATER SAMPLING PURGE FORM

Well I.D.: MW-5D (onsite)	**EA Personnel:** DK, LBL, MG, HY, DH	**Client:** NYSDEC
Location: National Heatset Printing, Babylon, NY	**Well Condition:**	**Weather:** Sunny 75°F
Sounding Method: Heron Skinny Dipper WLI	**Gauge Date:** / **Gauge Time:**	**Measurement Ref:** Top of Casing (TOC)
Stick Up/Down (ft):	**PID Headspace Reading:**	**Well Diameter (in):**

Purge Date: 07/21/21	**Purge Time:** 0745
Purge Method: Low Flow via Peristaltic Pump	**Field Technician:** LBL, MG

Well Volume

A. Well Depth (ft): 81.39	**D. Well Volume (ft):**	**Depth/Height of Top of PVC:**
B. Depth to Water (ft): 12.46	**E. Well Volume (gal) (C*D):**	**Pump Type:** Peristaltic Pump
C. Liquid Depth (ft) (A-B):	**F. Three Well Volumes (gal) (E3):**	**Pump Intake Depth:** NA

Water Quality Parameters

Time (hrs)	pH (pH units)	Conductivity (mS/cm)	Turbidity (ntu)	DO (mg/L)	Temperature (°C)	ORP (mV)	DTW (ft btoc)	Rate (Lpm)	Volume (liters)
0745	6.46	0.321	0.0	2.78	17.03	153		0.3	
0748	6.53	0.301	0.0	0.91	16.82	104	12.46		
0751	6.62	0.299	0.0	0.16	16.64	89			
0754	6.65	0.299	0.0	0.00	16.58	92			
0757	6.69	0.297	0.0	0.00	16.58	96			
0800	6.68	0.296	0.0	0.0	16.90	101	12.46	0.3	
0803									
0806									

Total Quantity of Water Removed (gal):		**Sampling Time:**	08:00
Samplers:	LBL	**Split Sample With:**	
Sampling Date:	07/21/21	**Sample Type:**	GW Grab

COMMENTS AND OBSERVATIONS: DO started low dropped to zero

EA Engineering, P.C.
EA Science and Technology

GROUNDWATER SAMPLING PURGE FORM

Well I.D.: MW-4S onsite	EA Personnel: DK/MG/HV/CBC J. Marra, E. Thielman	Client: NYSDEC
Location: National Heatset Printing, Babylon, NY	Well Condition: no cap	Weather: Cloudy 73°
Sounding Method: Heron Skinny Dipper WLI	Gauge Date: 07/21/2021 Gauge Time: 0810	Measurement Ref: Top of Casing (TOC)
Stick Up/Down (ft):	PID Headspace Reading: 41	Well Diameter (in): 2"

Purge Date: 07/21/2021	Purge Time: 0812
Purge Method: Low Flow via Peristaltic Pump	Field Technician: J. Marra, E. Thielman

Well Volume

A. Well Depth (ft): 27.74	D. Well Volume (ft):	Depth/Height of Top of PVC:
B. Depth to Water (ft): 14.59	E. Well Volume (gal) (C*D):	Pump Type: Peristaltic Pump
C. Liquid Depth (ft) (A-B):	F. Three Well Volumes (gal) (E3):	Pump Intake Depth: NA

Water Quality Parameters

Time (hrs)	pH (pH units)	Conductivity (mS/cm)	Turbidity (ntu)	DO (mg/L)	Temperature (°C)	ORP (mV)	DTW (ft btoc)	Rate (Lpm)	Volume (liters)
0812	6.43	.343	232	7.14	22.068	102	14.59	.28	
0815	6.41	.345	143	3.71	19.72	72			
0818	6.416	.351	0.0	3.80	18.37	81			
0821	6.39	.350	0.0	3.21	18.23	89			
0824	6.35	.351	0.0	2.107	18.25	95			
0827	6.31	.349	0.0	2.10	18.40	99			
0830	6.29	.350	0.0	1.82	18.30	104			
0833	6.28	.347	0.0	1.82	18.21	107			
0836	6.27	.346	0.0	1.75	18.27	110			

Total Quantity of Water Removed (gal):
Samplers: DK
Sampling Date: 07/21/2021

Sampling Time: 0836
Split Sample With:
Sample Type: GW Grab

COMMENTS AND OBSERVATIONS:

EA Engineering, P.C.
EA Science and Technology

GROUNDWATER SAMPLING PURGE FORM

Well I.D.: MW-4D (onsite)	**EA Personnel:** DK, LBL, MG, HY, DH	**Client:** NYSDEC
Location: National Heatset Printing, Babylon, NY	**Well Condition:** Good	**Weather:** Sunny 75°F
Sounding Method: Heron Skinny Dipper WLI	**Gauge Date:**	**Measurement Ref:** Top of Casing (TOC)
	Gauge Time:	
Stick Up/Down (ft):	**PID Headspace Reading:**	**Well Diameter (in):** 2"

Purge Date: 07/21/21	**Purge Time:** 0831
Purge Method: Low Flow via Peristaltic Pump	**Field Technician:**

Well Volume

A. Well Depth (ft): 82.34	**D. Well Volume (ft):**	**Depth/Height of Top of PVC:**
B. Depth to Water (ft):	**E. Well Volume (gal) (C*D):**	**Pump Type:** Peristaltic Pump
C. Liquid Depth (ft) (A-B):	**F. Three Well Volumes (gal) (E3):**	**Pump Intake Depth:** NA

Water Quality Parameters

Time (hrs)	pH (pH units)	Conductivity (mS/cm)	Turbidity (ntu)	DO (mg/L)	Temperature (°C)	ORP (mV)	DTW (ft btoc)	Rate (Lpm)	Volume (liters)
0831	6.80	0.118	0.0	5.13	17.43	-9	14.39		
0834	6.27	0.176	0.0	1.12	17.01	55	1		
0837	6.20	0.278	0.0	2.58	17.86	89			
0840	6.15	0.283	0.0	2.30	17.16	98			
0843	6.06	0.285	0.0	1.45	16.57	120			
0846	6.04	0.287	0.0	0.90	16.44	133			
0849	6.02	0.289	0.0	0.51	16.38	139			
0852	5.98	0.289	0.0	0.42	16.32	145			
0855	5.95	0.288	0.0	0.31	16.55	150			
0858	5.93	0.290	0.0	0.41	16.99	152	14.39		
0901	5.92	0.290	0.0	0.44	17.22	154	1		
	0.1								

Total Quantity of Water Removed (gal):		**Sampling Time:**	0901
Samplers:	LBL & MRG	**Split Sample With:**	
Sampling Date:	07/21/21	**Sample Type:**	GW Grab

COMMENTS AND OBSERVATIONS: Pump issue @ 0837

EA Engineering, P.C.
EA Science and Technology

GROUNDWATER SAMPLING PURGE FORM

Well I.D.: DDC-2-PD	EA Personnel: DK|HY|MG|UBL J. Marra, E. Thielman	Client: NYSDEC
Location: National Heatset Printing, Babylon, NY	Well Condition: no cap	Weather: Cloudy 77°
Sounding Method: Heron Skinny Dipper WLI	Gauge Date: 07/21/2021	Measurement Ref: Top of Casing (TOC)
Stick Up/Down (ft):	Gauge Time: 0900 PID Headspace Reading: 143	Well Diameter (in): 2"

Purge Date: 07/21/2021	Purge Time: 0900
Purge Method: Low Flow via Peristaltic Pump	Field Technician: ~~J. Marra, E. Thielman~~ DK|HY

Well Volume

A. Well Depth (ft): 81.49	D. Well Volume (ft):	Depth/Height of Top of PVC:
B. Depth to Water (ft): 13.28	E. Well Volume (gal) (C*D):	Pump Type: Peristaltic Pump
C. Liquid Depth (ft) (A-B):	F. Three Well Volumes (gal) (E3):	Pump Intake Depth: NA

Water Quality Parameters

Time (hrs)	pH (pH units)	Conductivity (mS/cm)	Turbidity (ntu)	DO (mg/L)	Temperature (°C)	ORP (mV)	DTW (ft btoc)	Rate (Lpm)	Volume (liters)
0900	10.26	.381	0.0	2.50	21.00	142	13.28	.3	
0903	5.92	.378	0.0	1.56	20.30	149			
0906	5.86	.377	0.0	1.08	19.90	150			
0909	5.83	.377	0.0	0.85	19.81	152			
0912	5.82	.377	0.0	0.74	19.57	153			
0915	5.81	.378	0.0	0.666	19.66	154			
0918	5.80	.377	0.0	0.62	19.30	155			
0921	5.80	.378	0.0	0.55	19.36	155			
0924	5.80	.364	0.0	0.65	21.37	155			

Total Quantity of Water Removed (gal): _____
Samplers: DK
Sampling Date: 07/21/2021

Sampling Time: 0924
Split Sample With: _____
Sample Type: GW Grab

COMMENTS AND OBSERVATIONS: _____

EA Engineering, P.C.
EA Science and Technology

GROUNDWATER SAMPLING PURGE FORM

Well I.D.: DIC-2-PS	EA Personnel: DK/HY/MG/LBL ~~J. Marra, E. Thielman~~	Client: NYSDEC
Location: National Heatset Printing, Babylon, NY	Well Condition: NO CAP	Weather: Cloudy 77°
Sounding Method: Heron Skinny Dipper WLI	Gauge Date: 07/21/21	Measurement Ref: Top of Casing (TOC)
Stick Up/Down (ft):	Gauge Time:	Well Diameter (in):
	PID Headspace Reading: 109	

Purge Date: 07/21/2021	Purge Time:
Purge Method: Low Flow via Peristaltic Pump	Field Technician: ~~J. Marra, E. Thielman~~ MG/LBL

Well Volume

A. Well Depth (ft):	D. Well Volume (ft):	Depth/Height of Top of PVC:
B. Depth to Water (ft): 12.18	E. Well Volume (gal) (C*D):	Pump Type: Peristaltic Pump
C. Liquid Depth (ft) (A-B):	F. Three Well Volumes (gal) (E3):	Pump Intake Depth: NA

Water Quality Parameters

Time (hrs)	pH ✓ (pH units)	Conductivity (mS/cm) ±%	Turbidity (ntu) ±10%	DO (mg/L) ±10	Temperature (°C) ±3%	ORP (mV) ±10	DTW (ft btoc)	Rate (Lpm)	Volume (liters)
0924	6.84	0.415	4.2	1.12	19.52	121	12.17	0.3	
0927	6.97	0.327	0.0	1.12	19.17	118			
0930	7.04	0.256	0.0	1.40	19.00	118			
0933	7.09	0.215	0.0	1.92	19.09	119			
0936	7.12	0.205	0.0	2.29	19.16	120			
0939	7.13	0.203	0.0	2.32	19.21	121			
0942	7.15	0.196	0.0	2.50	19.26	122			
0945	7.15	0.190	0.0	2.59	19.35	124			
0948	7.15	0.181	0.0	2.79	19.80	125			
0951	7.14	0.177	0.0	2.82	19.97	126			

Total Quantity of Water Removed (gal):	Sampling Time:
Samplers:	Split Sample With:
Sampling Date: 07/21/2021	Sample Type: GW Grab

COMMENTS AND OBSERVATIONS:

EA Engineering, P.C.
EA Science and Technology

GROUNDWATER SAMPLING PURGE FORM

Well I.D.: MW-35 onsite	EA Personnel: DK/HY/MG/CBL ~~J. Marra, E. Thielman~~	Client: NYSDEC
Location: National Heatset Printing, Babylon, NY	Well Condition: good	Weather: cloudy 79°
Sounding Method: Heron Skinny Dipper WLI	Gauge Date: 07/21/21 Gauge Time: 0934	Measurement Ref: Top of Casing (TOC)
Stick Up/Down (ft):	PID Headspace Reading: 86	Well Diameter (in): 2"

Purge Date: 07/21/2021	Purge Time: 0935
Purge Method: Low Flow via Peristaltic Pump	Field Technician: ~~J. Marra, E. Thielman~~ DK, HY

Well Volume

A. Well Depth (ft): 28.78	D. Well Volume (ft):	Depth/Height of Top of PVC:
B. Depth to Water (ft): 14.87	E. Well Volume (gal) (C*D):	Pump Type: Peristaltic Pump
C. Liquid Depth (ft) (A-B):	F. Three Well Volumes (gal) (E3):	Pump Intake Depth: NA

Water Quality Parameters

Time (hrs)	pH (pH units)	Conductivity (mS/cm)	Turbidity (ntu)	DO (mg/L)	Temperature (°C)	ORP (mV)	DTW (ft btoc)	Rate (Lpm)	Volume (liters)
0935	6.17	.298	0.0	4.80	20.43	162	14.87	.32	
0938	6.16	.276	0.0	4.20	19.55	164			
0941	6.13	.281	0.0	4.72	19.26	168			
0944	6.13	.280	0.0	4.57	19.19	169			
0947	6.13	.280	0.0	4.48	19.13	170			
0950	6.13	.273	0.0	4.35	19.22	171			
0953	6.13	.277	0.0	4.31	19.29	172			

Total Quantity of Water Removed (gal):		Sampling Time:	0953
Samplers:	DK	Split Sample With:	
Sampling Date:	07/21/2021	Sample Type:	GW Grab

COMMENTS AND OBSERVATIONS:
FD-3

EA Engineering, P.C.
EA Science and Technology

GROUNDWATER SAMPLING PURGE FORM

Well I.D.: MW-2D (onsite)	EA Personnel: DK, LBL, MG, HY, DH	Client: NYSDEC
Location: National Heatset Printing, Babylon, NY	Well Condition:	Weather:
Sounding Method: Heron Skinny Dipper WLI	Gauge Date:	Measurement Ref: Top of Casing (TOC)
	Gauge Time:	
Stick Up/Down (ft):	PID Headspace Reading:	Well Diameter (in):

Purge Date: 07/21/21	Purge Time:
Purge Method: Low Flow via Peristaltic Pump	Field Technician: LBL, MG

Well Volume

A. Well Depth (ft): 82.87	D. Well Volume (ft):	Depth/Height of Top of PVC:
B. Depth to Water (ft): 14.46	E. Well Volume (gal) (C*D):	Pump Type: Peristaltic Pump
C. Liquid Depth (ft) (A-B):	F. Three Well Volumes (gal) (E3):	Pump Intake Depth: NA

Water Quality Parameters

Time (hrs)	pH (pH units)	Conductivity (mS/cm)	Turbidity (ntu)	DO (mg/L)	Temperature (°C)	ORP (mV)	DTW (ft btoc)	Rate (Lpm)	Volume (liters)
1012	6.15	0.268	0.0	8.28	18.94	158		0.3	
1015	5.91	0.267	0.0	7.24	18.61	168			
1018	5.85	0.269	0.0	7.02	18.50	175	14.45		
1021	5.82	0.270	0.0	6.88	18.54	179			
1024	5.81	0.270	0.0	6.66	18.50	182			
1027	5.80	0.270	0.0	6.62	18.23	185			
1030	5.80	0.270	0.0	6.58	18.05	187			
1033									
1036									
1039									

Total Quantity of Water Removed (gal):	Sampling Time: 1030
Samplers:	Split Sample With:
Sampling Date: 07/21/21	Sample Type: GW Grab

COMMENTS AND OBSERVATIONS:

EA Engineering, P.C.
EA Science and Technology

GROUNDWATER SAMPLING PURGE FORM

Well I.D.: onsite MW-3D	EA Personnel: DK/HY/MG/CBL ~~J.Marra, E. Thielman~~	Client: NYSDEC
Location: National Heatset Printing, Babylon, NY	Well Condition: good	Weather: clear 79°
Sounding Method: Heron Skinny Dipper WLI	Gauge Date: 07/21/2021	Measurement Ref: Top of Casing (TOC)
Stick Up/Down (ft):	Gauge Time:	Well Diameter (in): 2"
	PID Headspace Reading: 5713	

Purge Date: 07/21/2021	Purge Time: 1005
Purge Method: Low Flow via Peristaltic Pump	Field Technician: ~~J.Marra, E. Thielman~~ DK, HY

Well Volume

A. Well Depth (ft):	D. Well Volume (ft):	Depth/Height of Top of PVC:
B. Depth to Water (ft): ~~13.89~~ (HY) 14.89	E. Well Volume (gal) (C*D):	Pump Type: Peristaltic Pump
C. Liquid Depth (ft) (A-B):	F. Three Well Volumes (gal) (E3):	Pump Intake Depth: NA

Water Quality Parameters

Time (hrs)	pH (pH units)	Conductivity (mS/cm)	Turbidity (ntu)	DO (mg/L)	Temperature (°C)	ORP (mV)	DTW (ft btoc)	Rate (Lpm)	Volume (liters)
1005	6.02	.021	0.0	8.30	19.79	180	~~13.89~~ (HY)	.28	
1008	5.56	.015	0.0	7.13	19.51	197	14.89		
1011	5.53	.015	0.0	6.81	19.36	200	14.89		
1014	5.44	.017	0.0	6.44	19.36	208	14.89		
1017	5.46	.027	0.0	6.18	19.56	212	14.89		
1020	5.42	.060	0.0	5.64	19.56	218	14.89		
1023	5.51	.160	0.0	5.79	18.40	221	14.89		
1026	5.66	.306	0.0	5.46	18.31	220	14.89		
1029	5.68	.346	0.0	5.24	18.45	219	14.89		
1032	5.70	.367	0.0	4.94	18.35	218	14.89		
1035	5.70	.377	0.0	4.86	18.33	217			
1038	5.70	.383	0.0	4.54	18.28	217			
1041	5.69	.387	0.0	4.34	18.48	217			
1044	5.68	.392	0.0	4.17	18.67	217			
1047	5.68	.398	0.0	3.07	18.32	217			
1050	5.68	.400	0.0	3.04	18.29	217			

Total Quantity of Water Removed (gal):		Sampling Time:	1050
Samplers:	DK	Split Sample With:	
Sampling Date:	07/21/2021	Sample Type:	GW Grab

COMMENTS AND OBSERVATIONS:

EA Engineering, P.C.
EA Science and Technology

GROUNDWATER SAMPLING PURGE FORM

Well I.D.: MW-25 (onsite)	**EA Personnel:** DK, LBL, MG, HY, DH	**Client:** NYSDEC
Location: National Heatset Printing, Babylon, NY	**Well Condition:** Good	**Weather:** Sunny 78°F, Humid
Sounding Method: Heron Skinny Dipper WLI	**Gauge Date:**	**Measurement Ref:** Top of Casing (TOC)
Stick Up/Down (ft):	**Gauge Time:**	
	PID Headspace Reading:	**Well Diameter (in):** 2"

Purge Date: 07/21/21	**Purge Time:** 10:35
Purge Method: Low Flow via Peristaltic Pump	**Field Technician:**

Well Volume

A. Well Depth (ft): 28.88	**D. Well Volume (ft):**	**Depth/Height of Top of PVC:**
B. Depth to Water (ft): 14.68	**E. Well Volume (gal) (C*D):**	**Pump Type:** Peristaltic Pump
C. Liquid Depth (ft) (A-B):	**F. Three Well Volumes (gal) (E3):**	**Pump Intake Depth:** NA

Water Quality Parameters

Time (hrs)	pH (pH units)	Conductivity (mS/cm)	Turbidity (ntu)	DO (mg/L)	Temperature (°C)	ORP (mV)	DTW (ft btoc)	Rate (Lpm)	Volume (liters)
10:40	6.24	0.285	0.0	2.84	17.92	184	14.68	0.32	
10:43	6.25	0.271	0.0	2.23	17.74	183	"		
10:46	6.24	0.268	0.0	2.26	17.90	182	14.66		
10:49	6.25	0.265	0.0	2.28	17.87	181	"		
10:52	6.25	0.264	0.0	2.33	17.83	182	"		
10:55	6.25	0.262	0.0	2.29	17.64	182	"		
10:58	6.26	0.260	0.0	2.24	17.59	182	"		
~~11:01~~ 11:01	6.26	0.255	0.0	2.45	17.45	184	"		

Total Quantity of Water Removed (gal):		**Sampling Time:**	11:01
Samplers:	LBL & MG	**Split Sample With:**	
Sampling Date:	07/21/21	**Sample Type:**	GW Grab

COMMENTS AND OBSERVATIONS:

EA Engineering, P.C.
EA Science and Technology

GROUNDWATER SAMPLING PURGE FORM

Well I.D.: DDC-1-PS	EA Personnel: DK/HY/MG/LBL ~~J. Marra, E. Thielman~~	Client: NYSDEC
Location: National Heatset Printing, Babylon, NY	Well Condition: NO CAP (replaced)	Weather: Cloudy 81°
Sounding Method: Heron Skinny Dipper WLI	Gauge Date: 07/20/2021	Measurement Ref: Top of Casing (TOC)
Stick Up/Down (ft):	Gauge Time: 1105	Well Diameter (in): 2"
	PID Headspace Reading: 225	

Purge Date: 07/21/2021	Purge Time: 1110
Purge Method: Low Flow via Peristaltic Pump	Field Technician: ~~J. Marra, E. Thielman~~ DK, HY

Well Volume

A. Well Depth (ft): 27.59	D. Well Volume (ft):	Depth/Height of Top of PVC:
B. Depth to Water (ft): 13.53	E. Well Volume (gal) (C*D):	Pump Type: Peristaltic Pump
C. Liquid Depth (ft) (A-B):	F. Three Well Volumes (gal) (E3):	Pump Intake Depth: NA

Water Quality Parameters

Time (hrs)	pH (pH units)	Conductivity (mS/cm)	Turbidity (ntu)	DO (mg/L)	Temperature (°C)	ORP (mV)	DTW (ft btoc)	Rate (Lpm)	Volume (liters)
1110	6.24	.291	46.0	3.90	20.08	202	13.53	.3	
1113	6.23	.295	44.2	3.14	20.11	205			
1116	6.20	.294	38.5	3.07	20.21	207			
1119	6.18	.294	42.8	2.92	20.31	208			
1122	6.17	.293	35.7	2.69	20.36	208			
1125	6.17	.290	33.6	2.56	20.46	209			
1128	6.17	.289	34.9	2.45	20.45	210			
1131	6.16	.287	20.9	2.38	20.50	211			
1134	6.16	.287	21.6	2.37	20.31	212			

Total Quantity of Water Removed (gal): _____
Samplers: DK
Sampling Date: 07/21/2021

Sampling Time: 1134
Split Sample With: _____
Sample Type: GW Grab

COMMENTS AND OBSERVATIONS:
MS/MSD

EA Engineering, P.C.
EA Science and Technology

GROUNDWATER SAMPLING PURGE FORM

Well I.D.: DDC-1-PDA	EA Personnel: DK/HY/MG/LBL ~~J. Marra, E. Thielman~~	Client: NYSDEC
Location: National Heatset Printing, Babylon, NY	Well Condition: no cap (replaced)	Weather: Cloudy 82°
Sounding Method: Heron Skinny Dipper WLI	Gauge Date: 07/21/2021 Gauge Time: 1149	Measurement Ref: Top of Casing (TOC)
Stick Up/Down (ft):	PID Headspace Reading: 200	Well Diameter (in): 2"

Purge Date: 07/21/2021	Purge Time: 1150
Purge Method: Low Flow via Peristaltic Pump	Field Technician: ~~J. Marra, E. Thielman~~ DK, HY

Well Volume

A. Well Depth (ft): 83.20	D. Well Volume (ft):	Depth/Height of Top of PVC:
B. Depth to Water (ft): 13.48	E. Well Volume (gal) (C*D):	Pump Type: Peristaltic Pump
C. Liquid Depth (ft) (A-B):	F. Three Well Volumes (gal) (E3):	Pump Intake Depth: NA

Water Quality Parameters

Time (hrs)	pH (pH units)	Conductivity (mS/cm)	Turbidity (ntu)	DO (mg/L)	Temperature (°C)	ORP (mV)	DTW (ft btoc)	Rate (Lpm)	Volume (liters)
1150	6.37	.300	35.2	5.81	20.46	210	13.48	.36	
1153	6.26	.300	34.0	5.22	19.72	217			
1156	6.23	.301	22.2	4.98	19.29	221			
1159	6.19	.302	19.3	4.85	19.16	223			
1202	6.16	.302	19.3	4.65	19.13	226			
1205	6.12	.303	20.4	4.53	19.21	228			
1208	6.08	.304	17.2	4.45	19.25	231			

Total Quantity of Water Removed (gal):		Sampling Time:	1208
Samplers:	DK	Split Sample With:	
Sampling Date:	07/21/2021	Sample Type:	GW Grab

COMMENTS AND OBSERVATIONS:

EA Engineering, P.C.
EA Science and Technology

GROUNDWATER SAMPLING PURGE FORM

Well I.D.: DDC-1-PDB	**EA Personnel:** DK, LBL, MG, HY, DH	**Client:** NYSDEC
Location: National Heatset Printing, Babylon, NY	**Well Condition:**	**Weather:** 82F Sunny
Sounding Method: Heron Skinny Dipper WLI	**Gauge Date:** / **Gauge Time:**	**Measurement Ref:** Top of Casing (TOC)
Stick Up/Down (ft):	**PID Headspace Reading:**	**Well Diameter (in):**

Purge Date: 07/21/21	**Purge Time:** 1133
Purge Method: Low Flow via Peristaltic Pump	**Field Technician:** LBL, MG

Well Volume

A. Well Depth (ft):	**D. Well Volume (ft):**	**Depth/Height of Top of PVC:**
B. Depth to Water (ft): 14.74	**E. Well Volume (gal) (C*D):**	**Pump Type:** Peristaltic Pump
C. Liquid Depth (ft) (A-B):	**F. Three Well Volumes (gal) (E3):**	**Pump Intake Depth:** NA

Water Quality Parameters

Time (hrs)	pH (pH units)	Conductivity (mS/cm)	Turbidity (ntu)	DO (mg/L)	Temperature (°C)	ORP (mV)	DTW (ft btoc)	Rate (Lpm)	Volume (liters)
1133	6.53	0.205	0.0	4.69	19.84	177		0.2	
1136	6.45	0.204	0.0	4.37	19.49	184	14.74		
1139	6.41	0.203	0.0	4.21	19.38	189			
1142	6.39	0.202	0.0	4.38	19.34	192			
1145	6.38	0.202	0.0	4.08	19.01	195	14.75		
1148	6.38	0.202	0.0	4.45	18.73	196			
1151	6.37	0.202	0.0	4.41	18.81	197			
1154	6.35	0.202	0.0	4.36	18.94	199			
1157	6.34	0.203	0.0	4.15	18.65	200			
1200	6.32	0.203	0.0	4.26	18.54	201			
1203	6.29	0.204	0.0	4.19	18.44	203			
1206	6.28	0.204	0.0	3.99	18.41	204			
1209	6.25	0.20	0.0	4.00	18.46	205			
1212	6.17	0.207	0.0	4.05	18.40	207			
1215	6.14	0.204	0.0	3.95	18.47	207			

Total Quantity of Water Removed (gal):
Samplers: LBL, MG
Sampling Date: 07/21/21
Sampling Time: 1215
Split Sample With:
Sample Type: GW Grab

COMMENTS AND OBSERVATIONS:

EA Engineering, P.C.
EA Science and Technology

GROUNDWATER SAMPLING PURGE FORM

Well I.D.: MW-9	EA Personnel: DK/HY/MG/LBZ ~~J. Marra, E. Thielman~~	Client: NYSDEC
Location: National Heatset Printing, Babylon, NY	Well Condition: piva no cap (replaced)	Weather: Sunny 82°
Sounding Method: Heron Skinny Dipper WLI	Gauge Date: 07/21/2021	Measurement Ref: Top of Casing (TOC)
Stick Up/Down (ft):	Gauge Time: 1220	Well Diameter (in): 4"
	PID Headspace Reading: 87	

Purge Date: 07/21/2021	Purge Time: 1230
Purge Method: Low Flow via Peristaltic Pump	Field Technician: ~~J. Marra, E. Thielman~~ DK, HY

Well Volume

A. Well Depth (ft): 83.7	D. Well Volume (ft):	Depth/Height of Top of PVC:
B. Depth to Water (ft): 13.33	E. Well Volume (gal) (C*D):	Pump Type: Peristaltic Pump
C. Liquid Depth (ft) (A-B):	F. Three Well Volumes (gal) (E3):	Pump Intake Depth: NA

Water Quality Parameters

Time (hrs)	pH (pH units)	Conductivity (mS/cm)	Turbidity (ntu)	DO (mg/L)	Temperature (°C)	ORP (mV)	DTW (ft btoc)	Rate (Lpm)	Volume (liters)
1230	6.02	.314	8.2	1.48	23.75	99	13.33	.28	
1233	5.82	.315	3.6	1.27	23.47	120			
1236	5.76	.317	5.1	1.32	23.16	132			
1239	5.76	.326	3.3	1.40	22.87	146			
1242	5.75	.326	1.4	1.40	22.80	153			
1245	5.74	.341	0.3	1.49	22.08	159			
1248	5.73	.339	0.0	1.44	21.95	1106			
1251	5.73	.342	0.0	1.46	22.07	1108			

Total Quantity of Water Removed (gal): _____
Samplers: DK
Sampling Date: 07/21/2021

Sampling Time: 1251
Split Sample With: _____
Sample Type: GW Grab

COMMENTS AND OBSERVATIONS: missing well cap

EA Engineering, P.C.
EA Science and Technology

GROUNDWATER SAMPLING PURGE FORM

Well I.D.: MW-1S (onsite)	**EA Personnel:** DK, LBL, MG, HY, DH	**Client:** NYSDEC
Location: National Heatset Printing, Babylon, NY	**Well Condition:** Good	**Weather:** 82 F Sunny
Sounding Method: Heron Skinny Dipper WLI	**Gauge Date:**	**Measurement Ref:** Top of Casing (TOC)
Stick Up/Down (ft):	**Gauge Time:** / **PID Headspace Reading:**	**Well Diameter (in):** 2"

Purge Date: 07/21/21	**Purge Time:** 1234
Purge Method: Low Flow via Peristaltic Pump	**Field Technician:**

Well Volume

A. Well Depth (ft): 30.81	**D. Well Volume (ft):**	**Depth/Height of Top of PVC:**
B. Depth to Water (ft): 14.08	**E. Well Volume (gal) (C*D):**	**Pump Type:** Peristaltic Pump
C. Liquid Depth (ft) (A-B):	**F. Three Well Volumes (gal) (E3):**	**Pump Intake Depth:** NA

Water Quality Parameters

Time (hrs)	pH (pH units)	Conductivity (mS/cm)	Turbidity (ntu)	DO (mg/L)	Temperature (°C)	ORP (mV)	DTW (ft btoc)	Rate (Lpm)	Volume (liters)
1234	6.56	0.174	0.0	6.05	19.93	195		0.25	
1237	6.59	0.175	0.0	5.09	19.44	197			
1240	6.59	0.175	0.0	4.93	19.18	199			
1243	6.61	0.177	0.0	4.88	19.08	200			
1246	6.61	0.177	0.0	4.76	19.03	202			
1249	6.62	0.177	0.0	4.79	18.93	202			
1252	6.62	0.181	0.0	4.74	19.03	203			
1255	6.63	0.183	0.0	4.79	18.99	203			
1258	6.63	0.185	0.0	4.73	18.72	203			

Total Quantity of Water Removed (gal):		**Sampling Time:**	1258
Samplers:	LB-L, MG	**Split Sample With:**	
Sampling Date:	07/21/21	**Sample Type:**	GW Grab

COMMENTS AND OBSERVATIONS:

EA Engineering, P.C.
EA Science and Technology

GROUNDWATER SAMPLING PURGE FORM

Well I.D.: MW-65	EA Personnel: J. Marra, E. Thielman	Client: NYSDEC
Location: National Heatset Printing, Babylon, NY	Well Condition: Good	Weather: Sunny, 83°
Sounding Method: Heron Skinny Dipper WLI	Gauge Date: 7/21/2021	Measurement Ref: Top of Casing (TOC)
Stick Up/Down (ft): Flush Mount	Gauge Time: 1244	Well Diameter (in): 2
	PID Headspace Reading:	

Purge Date: 7/21/2021	Purge Time: 1245
Purge Method: Low Flow via Peristaltic Pump	Field Technician: J. Marra, E. Thielman

Well Volume

A. Well Depth (ft): 28.5	D. Well Volume (ft):	Depth/Height of Top of PVC:
B. Depth to Water (ft): 14.4	E. Well Volume (gal) (C*D):	Pump Type: Peristaltic Pump
C. Liquid Depth (ft) (A-B):	F. Three Well Volumes (gal) (E3):	Pump Intake Depth: NA

Water Quality Parameters

Time (hrs)	pH (pH units)	Conductivity (mS/cm)	Turbidity (ntu)	DO (mg/L)	Temperature (°C)	ORP (mV)	DTW (ft btoc)	Rate (Lpm)	Volume (liters)
1248	8.51	0.185	0	9.37	18.48	107	14.41		
1251	7.94	0.190	0	8.05	20.26	119	14.41		
1254	7.56	0.181	0	8.19	19.31	134	14.41		
1257	7.36	0.179	0	8.26	19.16	141	14.41		
1300	7.25	0.177	0	8.32	19.06	148	14.41		
1303	7.14	0.174	0	8.38	18.95	153	14.41		

Total Quantity of Water Removed (gal): _____
Samplers: DH
Sampling Date: 07-21-2021

Sampling Time: 1308
Split Sample With: _____
Sample Type: GW Grab

COMMENTS AND OBSERVATIONS: _____

EA Engineering, P.C.
EA Science and Technology

GROUNDWATER SAMPLING PURGE FORM

Well I.D.: MW-3A onsite	EA Personnel: DK/HY/MG/LBL ~~J. Marra, E. Thielman~~	Client: NYSDEC
Location: National Heatset Printing, Babylon, NY	Well Condition: nocap (plug replaced)	Weather: cloudy 82°
Sounding Method: Heron Skinny Dipper WLI	Gauge Date: 07/21/2021	Measurement Ref: Top of Casing (TOC)
Stick Up/Down (ft):	Gauge Time: 1308	Well Diameter (in): 2"
	PID Headspace Reading: 2282	

Purge Date: 07/21/2021	Purge Time: 1308
Purge Method: Low Flow via Peristaltic Pump	Field Technician: ~~J. Marra, E. Thielman~~ DK, HY

Well Volume

A. Well Depth (ft): 27.64	D. Well Volume (ft):	Depth/Height of Top of PVC:
B. Depth to Water (ft): 14.50	E. Well Volume (gal) (C*D):	Pump Type: Peristaltic Pump
C. Liquid Depth (ft) (A-B):	F. Three Well Volumes (gal) (E3):	Pump Intake Depth: NA

Water Quality Parameters

Time (hrs)	pH (pH units)	Conductivity (mS/cm)	Turbidity (ntu)	DO (mg/L)	Temperature (°C)	ORP (mV)	DTW (ft btoc)	Rate (Lpm)	Volume (liters)
1308	6.13	.299	222	3.45	24.95	178	14.50	.25	
1311	6.16	.296	160	2.03	25.35	179	14.52		
1314	6.19	.298	141	1.75	24.53	177	14.52		
1317	6.32	.310	16.7	2.77	24.23	146			
1320	6.18	.313	13.9	2.47	20.28	149			
1323	6.15	.316	9.6	2.29	20.58	153			
1326	6.13	.316	6.7	2.20	20.37	157			
1329	6.12	.318	4.7	2.14	20.19	159			

Total Quantity of Water Removed (gal):
Samplers: DK
Sampling Date: 07/21/2021

Sampling Time: 1329
Split Sample With:
Sample Type: GW Grab

COMMENTS AND OBSERVATIONS:

EA Engineering, P.C.
EA Science and Technology

GROUNDWATER SAMPLING PURGE FORM

Well I.D.: MW-1D (onsite)	**EA Personnel:** DK, LBL, MG, HY, DH	**Client:** NYSDEC
Location: National Heatset Printing, Babylon, NY	**Well Condition:** Good	**Weather:** Cloudy 75°F
Sounding Method: Heron Skinny Dipper WLI	**Gauge Date:**	**Measurement Ref:** Top of Casing (TOC)
Stick Up/Down (ft):	**Gauge Time:**	
	PID Headspace Reading:	**Well Diameter (in):** 2"

Purge Date: 07/21/21	**Purge Time:** 13:10
Purge Method: Low Flow via Peristaltic Pump	**Field Technician:**

Well Volume

A. Well Depth (ft): 82.13ft	**D. Well Volume (ft):**	**Depth/Height of Top of PVC:**
B. Depth to Water (ft): 14.25	**E. Well Volume (gal) (C*D):**	**Pump Type:** Peristaltic Pump
C. Liquid Depth (ft) (A-B):	**F. Three Well Volumes (gal) (E3):**	**Pump Intake Depth:** NA

Water Quality Parameters

Time (hrs)	pH (pH units)	Conductivity (mS/cm)	Turbidity (ntu)	DO (mg/L)	Temperature (°C)	ORP (mV)	DTW (ft btoc)	Rate (Lpm)	Volume (liters)
13:14	5.93	0.245	0.0	1.93	23.82	208	14.25		
13:17	5.83	0.242	0.0	1.71	23.41	212			
13:20	5.81	0.240	0.0	1.60	23.25	216			
13:23	5.79	0.241	0.0	1.63	23.13	218			
13:26	5.78	0.238	0.0	1.61	23.76	221			
13:29	5.78	0.237	0.0	1.64	23.79	223			
13:32	5.78	0.236	0.0	1.64	23.77	224			
13:35	5.77	0.237	0.0	1.63	23.67	225			

Total Quantity of Water Removed (gal):
Samplers: LBL, MG
Sampling Date: 07/21/21
Sampling Time: 13:35
Split Sample With:
Sample Type: GW Grab

COMMENTS AND OBSERVATIONS:

EA Engineering, P.C.
EA Science and Technology

GROUNDWATER SAMPLING PURGE FORM

Well I.D.: onsite MW-15D	EA Personnel: DK/HY/MG/LBC ~~J. Marra, E. Thielman~~	Client: NYSDEC
Location: National Heatset Printing, Babylon, NY	Well Condition: good	Weather: rainy 82°
Sounding Method: Heron Skinny Dipper WLI	Gauge Date: 07/21/2021	Measurement Ref: Top of Casing (TOC)
Stick Up/Down (ft):	Gauge Time: 1347	Well Diameter (in): 1"
	PID Headspace Reading: 10,000 (Max)	

Purge Date: 07/21/2021	Purge Time:
Purge Method: Low Flow via Peristaltic Pump	Field Technician: ~~J. Marra, E. Thielman~~ DK, HY

Well Volume

A. Well Depth (ft): ~~78~~ 78.21	D. Well Volume (ft):	Depth/Height of Top of PVC:
B. Depth to Water (ft): 14.11	E. Well Volume (gal) (C*D):	Pump Type: Peristaltic Pump
C. Liquid Depth (ft) (A-B):	F. Three Well Volumes (gal) (E3):	Pump Intake Depth: NA

Water Quality Parameters

Time (hrs)	pH (pH units)	Conductivity (mS/cm)	Turbidity (ntu)	DO (mg/L)	Temperature (°C)	ORP (mV)	DTW (ft btoc)	Rate (Lpm)	Volume (liters)
1348	5.76	.222	11.3	6.17	19.14	195	14.11	.3	
1351	5.73	.247	8.0	6.95	18.92	204			
1354	5.73	.252	9.8	7.18	18.64	207			
1357	5.75	.256	5.4	7.18	18.36	213			
(X) ~~1400~~ 1400	5.74	.257	6.5	7.15	18.30	220			
1403	5.74	.257	1.8	7.21	18.34	222			

Total Quantity of Water Removed (gal):	Sampling Time: 1403
Samplers: DK	Split Sample With:
Sampling Date: 07/21/2021	Sample Type: GW Grab

COMMENTS AND OBSERVATIONS:
MS/MSD

Deep
20.21 DTB
14.46 DTW

DTB 26.76'
52
DWL 11.01'
No Cap

EA Engineering, P.C.
EA Science and Technology

GROUNDWATER SAMPLING PURGE FORM

Well I.D.: DDC-3-PS	EA Personnel: DK, LBL, MG, HY, DH	Client: NYSDEC
Location: National Heatset Printing, Babylon, NY	Well Condition: Good/No Cap	Weather: 79 light rain
Sounding Method: Heron Skinny Dipper WLI	Gauge Date:	Measurement Ref: Top of Casing (TOC)
	Gauge Time:	
Stick Up/Down (ft):	PID Headspace Reading:	Well Diameter (in): 2"

Purge Date: 07/21/21	Purge Time: 1405
Purge Method: Low Flow via Peristaltic Pump	Field Technician: LBL, MG

Well Volume

A. Well Depth (ft): 26.76	D. Well Volume (ft):	Depth/Height of Top of PVC:
B. Depth to Water (ft): 11.01	E. Well Volume (gal) (C*D):	Pump Type: Peristaltic Pump
C. Liquid Depth (ft) (A-B):	F. Three Well Volumes (gal) (E3):	Pump Intake Depth: NA

Water Quality Parameters

Time (hrs)	pH (pH units)	Conductivity (mS/cm)	Turbidity (ntu)	DO (mg/L)	Temperature (°C)	ORP (mV)	DTW (ft btoc)	Rate (Lpm)	Volume (liters)
14:05	6.17	0.185	0.0	6.88	15.96	214	11.01	0.3	
1408	6.13	0.184	0.0	6.50	15.66	218			
1411	6.10	0.184	0.0	6.57	15.60	223			
1414	6.06	0.183	0.0	6.85	15.81	226			
1417	6.01	0.183	0.0	6.68	15.70	232			
1420	5.95	0.183	0.0	6.69	15.53	236			
1423	5.92	0.183	0.0	6.56	15.36	240			
1426	5.89	0.183	0.0	6.68	15.35	242			
1429	5.85	0.182	0.0	6.79	15.34	244			

Total Quantity of Water Removed (gal):
Samplers: LBL, MG
Sampling Date: 07/21/21

Sampling Time: 14:29
Split Sample With:
Sample Type: GW Grab

COMMENTS AND OBSERVATIONS:

EA Engineering, P.C.
EA Science and Technology

GROUNDWATER SAMPLING PURGE FORM

Well I.D.: MW-15S onsite	EA Personnel: DK | HY | MG | LBL ~~J. Marra, E. Thielman~~	Client: NYSDEC
Location: National Heatset Printing, Babylon, NY	Well Condition: good	Weather: rain 81°
Sounding Method: Heron Skinny Dipper WLI	Gauge Date: 07/21/2021	Measurement Ref: Top of Casing (TOC)
Stick Up/Down (ft):	Gauge Time: 1422	Well Diameter (in):
	PID Headspace Reading: 2451	

Purge Date: 07/21/2021	Purge Time: 1427
Purge Method: Low Flow via Peristaltic Pump	Field Technician: ~~J. Marra, E. Thielman~~ DK, HY

Well Volume

A. Well Depth (ft): 27.44	D. Well Volume (ft):	Depth/Height of Top of PVC:
B. Depth to Water (ft): 14.08	E. Well Volume (gal) (C*D):	Pump Type: Peristaltic Pump
C. Liquid Depth (ft) (A-B):	F. Three Well Volumes (gal) (E3):	Pump Intake Depth: NA

Water Quality Parameters

Time (hrs)	pH (pH units)	Conductivity (mS/cm)	Turbidity (ntu)	DO (mg/L)	Temperature (°C)	ORP (mV)	DTW (ft btoc)	Rate (Lpm)	Volume (liters)
14227	5.94	.251	2.3	7.61	20.41	222	14.08	.28	
1430	5.92	.251	2.2	7.22	19.73	228			
1433	5.91	.251	0.9	7.09	19.33	231			
1436	5.90	.251	0.0	6.95	19.15	234			
1439	5.89	.252	0.0	6.92	18.98	236			

Total Quantity of Water Removed (gal):	Sampling Time: 1439
Samplers: DK	Split Sample With:
Sampling Date: 07/21/2021	Sample Type: GW Grab

COMMENTS AND OBSERVATIONS:

EA Engineering, P.C.
EA Science and Technology

GROUNDWATER SAMPLING PURGE FORM

Well I.D.: MW-H	EA Personnel: J. Marra, E. Thielman	Client: NYSDEC
Location: National Heatset Printing, Babylon, NY	Well Condition: Good	Weather: 76°, Rain
Sounding Method: Heron Skinny Dipper WLI	Gauge Date: 7/21/2021	Measurement Ref: Top of Casing (TOC)
Stick Up/Down (ft): Flush Mount	Gauge Time: 1415	Well Diameter (in): 2
	PID Headspace Reading:	

Purge Date: 7/21/2021	Purge Time: 1418
Purge Method: Low Flow via Peristaltic Pump	Field Technician: J. Marra, E. Thielman

Well Volume

A. Well Depth (ft): 81.65	D. Well Volume (ft):	Depth/Height of Top of PVC: PVC 3" bgs
B. Depth to Water (ft): 14.31	E. Well Volume (gal) (C*D):	Pump Type: Peristaltic Pump
C. Liquid Depth (ft) (A-B):	F. Three Well Volumes (gal) (E3):	Pump Intake Depth: NA

Water Quality Parameters

Time (hrs)	pH (pH units)	Conductivity (mS/cm)	Turbidity (ntu)	DO (mg/L)	Temperature (°C)	ORP (mV)	DTW (ft btoc)	Rate (Lpm)	Volume (liters)
1421	7.26	0.106	20.1	7.13	23.80	124	14.32		
1424	6.75	0.229	12.6	6.09	20.43	156	14.32		
1427	6.39	~~0.25~~.258	120.8	3.35	21.67	166	14.32		
1430	6.29	0.292	155.6	3.97	20.57	172	14.32		
1433	6.14	0.299	168.3	4.46	18.17	182	14.32		
1436	6.03	0.288	135.8	5.67	18.38	186	14.32		
1439	5.95	0.284	142.2	5.53	18.82	191	14.32		
1442	5.87	0.281	60.7	5.54	19.50	194	14.32		
1445	5.85	0.280	35.5	5.85	19.55	195	14.32		
1448	5.82	0.278	11.8	5.51	19.72	196	14.32		
1451	5.80	0.277	9.6	5.45	19.86	196	14.32		
1454	5.77	0.276	3.7	5.41	19.92	197	14.32		

Total Quantity of Water Removed (gal):		Sampling Time:	1457
Samplers:	DH	Split Sample With:	
Sampling Date:	7/21/2021	Sample Type:	GW Grab

COMMENTS AND OBSERVATIONS:

EA Engineering, P.C.
EA Science and Technology

GROUNDWATER SAMPLING PURGE FORM

Well I.D.: DDC-3-PD	**EA Personnel:** DK, LBL, MG, HY, DH	**Client:** NYSDEC
Location: National Heatset Printing, Babylon, NY	**Well Condition:** Good	**Weather:** Light Rain 75°F
Sounding Method: Heron Skinny Dipper WLI	**Gauge Date:** / **Gauge Time:**	**Measurement Ref:** Top of Casing (TOC)
Stick Up/Down (ft):	**PID Headspace Reading:**	**Well Diameter (in):** 2"

Purge Date: 07/21/21	**Purge Time:** 14:40
Purge Method: Low Flow via Peristaltic Pump	**Field Technician:**

Well Volume

A. Well Depth (ft): 80.81	**D. Well Volume (ft):**	**Depth/Height of Top of PVC:**
B. Depth to Water (ft): 16.62	**E. Well Volume (gal) (C*D):**	**Pump Type:** Peristaltic Pump
C. Liquid Depth (ft) (A-B):	**F. Three Well Volumes (gal) (E3):**	**Pump Intake Depth:** NA

Water Quality Parameters

Time (hrs)	pH ±.1 (pH units)	Conductivity ±3% (mS/cm)	Turbidity ±10% (ntu)	DO ±10% (mg/L)	Temperature ±10% (°C)	ORP ±10 (mV)	DTW (ft btoc)	Rate (Lpm)	Volume (liters)
14:42	5.59	0.136	0.0	5.37	15.37	218	16.62		
14:45	5.53	0.140	0.0	4.88	15.12	251			
14:48	5.55	0.143	0.0	4.72	15.00	252			
14:51	5.53	0.147	0.0	4.86	14.92	255			
14:54	5.53	0.149	0.0	4.83	14.85	256			
14:57	5.57	0.151	0.0	5.08	14.90	256			
15:00	5.61	0.155	0.0	5.31	15.00	256			
15:03	5.64	0.162	0.0	5.86	15.04	256			
15:06	5.65	0.163	0.0	5.91	14.92	256			
15:09	5.660	0.170	0.0	6.06	14.82	257			

Total Quantity of Water Removed (gal):
Samplers: LBL, MG
Sampling Date: 07/21/21
Sampling Time: 15:09
Split Sample With:
Sample Type: GW Grab

COMMENTS AND OBSERVATIONS:

EA Engineering, P.C.
EA Science and Technology

GROUNDWATER SAMPLING PURGE FORM

Well I.D.: DDC-4-PD	EA Personnel: DK/MG/HY/LBL ~~J. Marra, E. Thielman~~	Client: NYSDEC
Location: National Heatset Printing, Babylon, NY	Well Condition: good	Weather: cloudy 72°
Sounding Method: Heron Skinny Dipper WLI	Gauge Date: 07/21/2021 Gauge Time: 1452	Measurement Ref: Top of Casing (TOC)
Stick Up/Down (ft):	PID Headspace Reading: 1800	Well Diameter (in): 2"

Purge Date: 07/21/2021	Purge Time: 1457
Purge Method: Low Flow via Peristaltic Pump	Field Technician: ~~J. Marra, E. Thielman~~ DK, HY

Well Volume

A. Well Depth (ft):	D. Well Volume (ft):	Depth/Height of Top of PVC:
B. Depth to Water (ft): 12.69	E. Well Volume (gal) (C*D):	Pump Type: Peristaltic Pump
C. Liquid Depth (ft) (A-B):	F. Three Well Volumes (gal) (E3):	Pump Intake Depth: NA

Water Quality Parameters

Time (hrs)	pH (pH units)	Conductivity (mS/cm)	Turbidity (ntu)	DO (mg/L)	Temperature (°C)	ORP (mV)	DTW (ft btoc)	Rate (Lpm)	Volume (liters)
1457	5.92	.164	0.0	7.02	20.03	227	12.69	.25	
1500	5.72	.152	0.0	6.94	18.57	233			
1503	5.63	.147	0.0	6.82	17.98	238			
1506	5.61	.145	0.0	6.65	17.67	240			
1509	5.57	.144	0.0	6.53	17.52	242			
1512	5.57	.144	0.0	6.43	17.44	244			
1515	5.54	.143	0.0	6.42	17.44	246			
1618	5.54	.142	0.0	6.38	17.35	247			

Total Quantity of Water Removed (gal):	Sampling Time: 1518
Samplers: DK	Split Sample With:
Sampling Date: 07/21/2021	Sample Type: GW Grab

COMMENTS AND OBSERVATIONS:

EA Engineering, P.C.
EA Science and Technology

GROUNDWATER SAMPLING PURGE FORM

Well I.D.: DDC-4-PS	EA Personnel: ~~DK~~, HY, MG, LBL ~~J. Marra, E. Thielman~~	Client: NYSDEC
Location: National Heatset Printing, Babylon, NY	Well Condition: no cap	Weather: cloudy 75°
Sounding Method: Heron Skinny Dipper WLI	Gauge Date: 07/21/2021	Measurement Ref: Top of Casing (TOC)
Stick Up/Down (ft):	Gauge Time: 1525	Well Diameter (in): 2"
	PID Headspace Reading: 137	

Purge Date: 07/21/2021	Purge Time: 1525
Purge Method: Low Flow via Peristaltic Pump	Field Technician: ~~J. Marra, E. Thielman~~ DK, HY

Well Volume

A. Well Depth (ft):	D. Well Volume (ft):	Depth/Height of Top of PVC:
B. Depth to Water (ft): 5.50	E. Well Volume (gal) (C*D):	Pump Type: Peristaltic Pump
C. Liquid Depth (ft) (A-B):	F. Three Well Volumes (gal) (E3):	Pump Intake Depth: NA

Water Quality Parameters

Time (hrs)	pH (pH units)	Conductivity (mS/cm)	Turbidity (ntu)	DO (mg/L)	Temperature (°C)	ORP (mV)	DTW (ft btoc)	Rate (Lpm)	Volume (liters)
1525	5.78	.273	10.8	7.20	19.25	240	5.50	.32	
1528	5.89	.276	2.0	7.44	18.31	242			
1531	5.94	.276	1.9	7.35	18.14	240			
1534	5.96	.276	1.4	7.29	18.16	241			
1537	5.97	.275	0.0	7.28	17.83	241			
1540	5.97	.275	0.0	7.31	17.69	242			

Total Quantity of Water Removed (gal):		Sampling Time:	1540
Samplers:	DK	Split Sample With:	
Sampling Date:	07/21/2021	Sample Type:	GW Grab

COMMENTS AND OBSERVATIONS:

EA Engineering, P.C.
EA Science and Technology

GROUNDWATER SAMPLING PURGE FORM

Well I.D.: MW-14S (Onsite)	**EA Personnel:** DK, LBL, MG, HY, DH	**Client:** NYSDEC
Location: National Heatset Printing, Babylon, NY	**Well Condition:**	**Weather:** 75F Cloudy
Sounding Method: Heron Skinny Dipper WLI	**Gauge Date:**	**Measurement Ref:** Top of Casing (TOC)
	Gauge Time:	
Stick Up/Down (ft):	**PID Headspace Reading:**	**Well Diameter (in):** 1

Purge Date: 07/21/21	**Purge Time:** 1532
Purge Method: Low Flow via Peristaltic Pump	**Field Technician:** LBL, MG

Well Volume

A. Well Depth (ft): 26.39	**D. Well Volume (ft):**	**Depth/Height of Top of PVC:**
B. Depth to Water (ft): 13.61	**E. Well Volume (gal) (C*D):**	**Pump Type:** Peristaltic Pump
C. Liquid Depth (ft) (A-B):	**F. Three Well Volumes (gal) (E3):**	**Pump Intake Depth:** NA

Water Quality Parameters

Time (hrs)	pH (pH units)	Conductivity (mS/cm)	Turbidity (ntu)	DO (mg/L)	Temperature (°C)	ORP (mV)	DTW (ft btoc)	Rate (Lpm)	Volume (liters)
1532	5.90	0.182	75.3	5.85	16.30	233	13.65	0.3	
1535	5.88	0.183	8.7	5.24	16.25	229			
1538	5.88	0.183	16.8	5.58	16.24	227			
1541	5.90	0.183	6.6	5.85	16.18	225			
1544	5.91	0.183	0.4	5.63	16.19	223	13.69		
1547	5.93	0.183	0.0	5.80	16.27	222			
1550	5.94	0.184	0.0	5.75	16.06	220			
1553	5.94	0.184	0.0	5.94	16.02	220			
1556									
1559									
1602									

Total Quantity of Water Removed (gal):		**Sampling Time:**	1553
Samplers:	LBL, MG	**Split Sample With:**	
Sampling Date:	07/21/21	**Sample Type:**	GW Grab

COMMENTS AND OBSERVATIONS:

EA Engineering, P.C.
EA Science and Technology

GROUNDWATER SAMPLING PURGE FORM

Well I.D.: MW-10	EA Personnel: J. Marra, E. Thielman	Client: NYSDEC
Location: National Heatset Printing, Babylon, NY	Well Condition:	Weather: Partly Cloudy, 78°
Sounding Method: Heron Skinny Dipper WLI	Gauge Date: 7/21/2021	Measurement Ref: Top of Casing (TOC)
Stick Up/Down (ft): Flush Mount	Gauge Time: 1533	Well Diameter (in): 4
	PID Headspace Reading:	

Purge Date: 7/21/2021	Purge Time: 1535
Purge Method: Low Flow via Peristaltic Pump	Field Technician: J. Marra, E. Thielman

Well Volume

A. Well Depth (ft): 80.8	D. Well Volume (ft):	Depth/Height of Top of PVC: PVC 4" bgs
B. Depth to Water (ft): 14.56	E. Well Volume (gal) (C*D):	Pump Type: Peristaltic Pump
C. Liquid Depth (ft) (A-B):	F. Three Well Volumes (gal) (E3):	Pump Intake Depth: NA

Water Quality Parameters

Time (hrs)	pH (pH units)	Conductivity (mS/cm)	Turbidity (ntu)	DO (mg/L)	Temperature (°C)	ORP (mV)	DTW (ft btoc)	Rate (Lpm)	Volume (liters)
1538	6.37	0.213	20.6	1.19	19.04	-138	14.57		
1541	6.44	0.218	10.7	0.30	17.58	-162	14.57		
1544	6.45	0.219	5.9	0.12	17.26	-168	14.57		
1547	6.47	0.219	0	0.10	17.22	-170	14.57		
1550	6.48	0.219	0	0.09	17.13	-172	14.57		
1553	6.48	0.219	0	0.08	17.08	-175	14.57		

Total Quantity of Water Removed (gal):
Samplers: DH
Sampling Date: 7/21/2021

Sampling Time: 1556
Split Sample With:
Sample Type: GW Grab

COMMENTS AND OBSERVATIONS:

EA Engineering, P.C.
EA Science and Technology

GROUNDWATER SAMPLING PURGE FORM

Well I.D.: onsite MW-24D	EA Personnel: DK, HY, MG, LBL, DH ~~J. Marra, E. Thielman~~	Client: NYSDEC
Location: National Heatset Printing, Babylon, NY	Well Condition: good	Weather: Cloudy 75°
Sounding Method: Heron Skinny Dipper WLI	Gauge Date: 07/21/2021	Measurement Ref: Top of Casing (TOC)
Stick Up/Down (ft):	Gauge Time: 1552	Well Diameter (in): 1"
	PID Headspace Reading: 3167	

Purge Date: ~~1552~~ HY 07/21/2021	Purge Time: 1552
Purge Method: Low Flow via Peristaltic Pump	Field Technician: ~~J. Marra, E. Thielman~~ DK, HY

Well Volume

A. Well Depth (ft): 77.78	D. Well Volume (ft):	Depth/Height of Top of PVC:
B. Depth to Water (ft): 15.14	E. Well Volume (gal) (C*D):	Pump Type: Peristaltic Pump
C. Liquid Depth (ft) (A-B):	F. Three Well Volumes (gal) (E3):	Pump Intake Depth: NA

Water Quality Parameters

Time (hrs)	pH (pH units)	Conductivity (mS/cm)	Turbidity (ntu)	DO (mg/L)	Temperature (°C)	ORP (mV)	DTW (ft btoc)	Rate (Lpm)	Volume (liters)
1552	5.93	.384	0.0	3.01	19.34	241	15.14	.25	
1555	5.86	.386	0.0	2.17	19.51	241	15.14		
1558	5.87	.384	0.0	1.76	19.41	241	15.14		
1601	5.88	.383	0.0	1.57	18.98	240	15.14		
1604	5.89	.382	0.0	1.27	18.88	239	15.14		
1607	5.89	.383	0.0	1.27	18.77	238	15.14		
1610	5.90	.387	0.0	0.163	18.54	237	15.14		
1613	5.88	.387	0.0	0.50	18.35	237	15.14		
1616	5.89	.388	0.0	0.44	18.23	235	15.14		
1619	5.90	.389	0.0	0.42	18.14	234	15.14		

Total Quantity of Water Removed (gal):
Samplers: DK
Sampling Date: 07/21/2021

Sampling Time: 1619
Split Sample With:
Sample Type: GW Grab

COMMENTS AND OBSERVATIONS:

EA Engineering, P.C.
EA Science and Technology

GROUNDWATER SAMPLING PURGE FORM

Well I.D.: MW-28A	EA Personnel: J. Marra, E. Thielman	Client: NYSDEC
Location: National Heatset Printing, Babylon, NY	Well Condition: Good	Weather: 78°, Partly cloudy
Sounding Method: Heron Skinny Dipper WLI	Gauge Date: 7/21/2021	Measurement Ref: Top of Casing (TOC)
Stick Up/Down (ft): Flush Mount	Gauge Time: 1603	Well Diameter (in): 2
	PID Headspace Reading:	

Purge Date: 7/21/2021	Purge Time: 1604
Purge Method: Low Flow via Peristaltic Pump	Field Technician: J. Marra, E. Thielman

Well Volume

A. Well Depth (ft): 27.28	D. Well Volume (ft):	Depth/Height of Top of PVC: PVC 7.5" bgs
B. Depth to Water (ft): 14.47	E. Well Volume (gal) (C*D):	Pump Type: Peristaltic Pump
C. Liquid Depth (ft) (A-B):	F. Three Well Volumes (gal) (E3):	Pump Intake Depth: NA

Water Quality Parameters

Time (hrs)	pH (pH units)	Conductivity (mS/cm)	Turbidity (ntu)	DO (mg/L)	Temperature (°C)	ORP (mV)	DTW (ft btoc)	Rate (Lpm)	Volume (liters)
1607	6.58	0.228	19.7	4.37	14.35	-79	14.48		
1610	6.59	0.210	5.9	3.13	19.40	-50	14.48		
1613	6.65	0.206	1.5	2.09	19.09	-42	14.48		
1616	6.67	0.172	1.2	1.85	19.00	-38	14.48		
1619	6.71	0.170	1.5	1.93	19.08	-34	14.48		
1622	6.69	0.166	1.0	2.01	18.99	-31	14.48		

Total Quantity of Water Removed (gal):
Samplers: DH
Sampling Date: 7/21/2021
Sampling Time: 1625
Split Sample With:
Sample Type: GW Grab

COMMENTS AND OBSERVATIONS:

EA Engineering, P.C.
EA Science and Technology

GROUNDWATER SAMPLING PURGE FORM

Well I.D.: MW-14D	EA Personnel: DK, LBL, MG, HY, DH	Client: NYSDEC
Location: National Heatset Printing, Babylon, NY	Well Condition:	Weather: 77F Cloudy
Sounding Method: Heron Skinny Dipper WLI	Gauge Date:	Measurement Ref: Top of Casing (TOC)
	Gauge Time:	
Stick Up/Down (ft):	PID Headspace Reading:	Well Diameter (in): 1

Purge Date: 07/21/21	Purge Time:
Purge Method: Low Flow via Peristaltic Pump	Field Technician: LB-L, MG

Well Volume

A. Well Depth (ft): 77.16	D. Well Volume (ft):	Depth/Height of Top of PVC:
B. Depth to Water (ft): 13.97	E. Well Volume (gal) (C*D):	Pump Type: Peristaltic Pump
C. Liquid Depth (ft) (A-B):	F. Three Well Volumes (gal) (E3):	Pump Intake Depth: NA

Water Quality Parameters

Time (hrs)	pH (pH units)	Conductivity (mS/cm)	Turbidity (ntu)	DO (mg/L)	Temperature (°C)	ORP (mV)	DTW (ft btoc)	Rate (Lpm)	Volume (liters)
1604	5.98	Ø.138	Ø.Ø	1.28	15.82	-98	13.97	Ø.28	
1607	5.63	Ø.113	Ø.Ø	Ø.24	15.64	-45			
1610	5.44	Ø.104	33.2	Ø.10	15.59	-2			
1613	5.38	Ø.100	36.5	Ø.81	15.61	40			
1616	5.37	Ø.130	9.4	2.63	15.20	76			
1619	5.37	Ø.133	Ø.2	2.97	15.22	85	14.02		
1622	5.37	Ø.135	Ø.Ø	3.21	15.23	91			
1625	5.37	Ø.137	Ø.Ø	3.65	15.47	94			
1628	5.38	Ø.138	Ø.Ø	3.85	15.53	97			
1631	5.3	Ø.140	Ø.Ø	3.76	15.30	104			
1634									
1637									
1640									

Total Quantity of Water Removed (gal):		Sampling Time:	
Samplers:	MG, LB-L	Split Sample With:	
Sampling Date:	07/21/21	Sample Type:	GW Grab

COMMENTS AND OBSERVATIONS:

National Heatset Printing

1 Adams Boulevard, Farmingdale, New York

EA Engineering

Personnel: D. Howe
Weather: Sunny, 82°

Time: 1245
Date: 7/20/2021

System Status:
Arrival: Running
Departure: Running
Run Timer Reading: 54335.73

System Data:
Dilution Valve: % Open
Well Legs Running (circle) (1) 2 3 (4) (5)

Blower Inlet (Extraction Well)			Blower Outlet / Carbon Influent			Mid			SVE Effluent		
Flow:	*	CFM	Flow:	159.32	CFM	Flow:	2544	CFM	Flow:	24425	CFM
Vacuum:	67	"H2O	PID Reading:	1038	PPB	PID Reading:	421	PPB	PID Reading:	0	PPB
Temperature:	180	°F	Temperature:	155.3	°F	Temperature:	143.0	°F	Temperature:	121.0	°F

Carbon Monitoring:
Pre: 1038 PPB
Mid: 561 PPB
Effluent: 0 PPB

Carbon influent & effluent sample collected & shipped to lab? Yes

Knockout Tank Drained? Yes
Gallons: 0

Monitoring Well Gauging / Vapor Point Monitoring:

Well/V.P. ID:	MW-G	MW-E	VP-1	VP-2	VP-3	VP-3 (Former)	VP-7	VP-8	VP-9	VP-10	VP-11	VP-12	VP-13	VP-14	VP-15
PID (ppb)			3		0	0	90	0		0	0	**	0		
Diff. Pressure (in. H2O)			-.053		-.247	-.016	-.461	-.296		-.218	-.127	**	-.349		

Well/V.P. ID:	VP-16	VP-17	VP-18	VP-19	VP-20
PID (ppb)	0	0	0	**	92
Diff. Pressure (in. H2O)	-.070	-.115	-.693	**	-.544

Comments: * Value not within range of Velocicalc
** Well covered by pallet

SVE Blower Hours:	54335.73
Date:	7/20/2021
Time:	1245.

Well ID	Flow	PID
5	*	15
4	90.45	3
3	45.83	0
2	79.12	1453
1	*	1837
Combined Influent		
Combined Effluent		

* Value not within range of VelociCalc.

O&M DATA SHEET - NATIONAL HEATSET - ON-SITE SYSTEM #1

Date: 7/20/2021 Time: 1315 Weather: Sunny, 82°

Treatment System #1 Status on Arrival: Up / Down / (OFF)

Alarm Light Status on Arrival: ON (OFF) Alarm Light Reset on Arrival: YES (NO)

SYSTEM OPERATING DATA

ID	Hours	Blower Speed
Hours	49951.9	0 Hz

Temperature Monitoring

Time	Location	TI-ID	Tempurature deg. C	Temperature deg. F	Comments
1240	Extracted From Well	TI-01			DDC-1
1240	Extracted From Well	TI-02			DDC-2
1241	Pre-Heater Outlet	TI-03			Post Shell and Tubing
1241	Pre-Heater Input	TI-04			Before Shell and Tubing
1242	After Cooler Outlet	TI-05			Post Cooler Reading
1242	After Cooler Input	TI-06			Before Cooler Reading
1243	Blower Outlet	TI-07			Going to Pre-heater
1243	Between GAC Units	TI-08			After GAC #1
1244	GAC Unit Output	TI-09			After GAC #2

Pressure/Vacuum Monitoring

Time	Location	PI/VI-ID	Pressure	Comments
1250	Discharge to Well	PI-01		DDC-1
1250	Discharge to Well	PI-02		DDC-2
1250	Drum	PI-03	in. H2O	Vacuum Reading to Blower

FLOW RATES

Time	Location	IF-ID	Flow (SCFM)	Comments
1240	Extracted From DDC-1	FI-01		
1240	Extracted From DDC-2	FI-02		

VOC Monitoring (ppb)

Time	Location	PID VOC (ppb)	Temp. (F)	COMMENTS
1250	Influent			
1250	Between Vessels			
1251	Effluent			

System Observations

Water Column in DDC Wells

Well ID	Comments
DDC-1	Bubbling in well is sufficient
DDC-2	Bubbling in well is sufficient

Sump Inspection

Well ID	Comments
DDC-1	No sump associated with well
DDC-2	No water observed in sump

Additional Comments/Reccommendations

O&M DATA SHEET - NATIONAL HEATSET - ON-SITE SYSTEM #2

Date: 7/20/2021 Time: 0903 Weather: Sunny, 77°

Treatment System #2 Status on Arrival: UP / (Down)* / Off

Alarm Light Status on Arrival: (ON)* / OFF Alarm Light Reset on Arrival: (YES)* / NO

SYSTEM OPERATING DATA

ID	Hours	Blower Speed
Hours	66073.7	35.2 Hz

Temperature Monitoring

Time	Location	TI-ID	Temperature deg. C	Temperature deg. F	Comments
1020	Carbon Unit Inlet	CA01	37		Carbon Unit #1
1020	Pre-Heater	PHA01		108	After Shell and Tubing
1020	Blower Panel	B01	90		Exiting Blower
1020	After Cooler Outlet	AC01		134	Post Cooler Piping
1020	Pre-Heater	PHB01		161	Before Shell and Tubing

Pressure/Vacuum Monitoring

Time	Location	PI/VI-ID	Pressure	Comments
1020	Knock-Out Tank	T01	0	Vacuum gauge on knock-out tank
1020	Carbon-Unit #1 Outlet	CA1	-3 in. Hg	Vacuum exiting GAC #1
1020	Discharge to Wells	WD2	3.4 PSI	Pressure before splicing off to both wells
1020	Blower Panel	BP01	-14 in. Hg	Vacuum coming off of blower
1020	Carbon Unit #2 Outlet	CA2	-2.5 in. Hg	Vacuum exiting GAC #2
1020	DDC-3	N/A	PSI	Pressure gauge on well head
1020	DDC-4	N/A	PSI	Pressure gauge on well head

FLOW RATES

Time	Location	IF-ID	Flow (SCFM)	Comments
1042	Injected to DDC-3	WD01	200	
1342	Injection to DDC-4	WD02	40	

VOC Monitoring (ppb)

Time	Location	PID VOC (ppb)	Temp. (F)	COMMENTS
1050	Influent #1	868		
1050	Influent #2	243		
1050	Effluent	0		

System Observations

Water Column in DDC Wells

Well ID	Comments
DDC-3	Bubbling in well is sufficient
DDC-4	Bubbling in well is sufficient

Sump Inspection

Well ID	Comments
DDC-3	No water pooled in well
DDC-4	No water pooled in well

Additional Comments/Reccommendations

* System found off on 7/19/21 due to High Level KO Tank alarm at 1615. Drained KO Tank and restarted system at 1633.

O&M DATA SHEET - NATIONAL HEATSET - OFF-SITE SYSTEM

Date: 7/20/2021 Time: 0755 Weather: Sunny, 71°

B-501 Status on Arrival: Up / Down / (OFF) B-502 Status on Arrival: (UP) / Down / Off

Alarm Light Status on Arrival: (ON) / OFF Alarm Light Reset on Arrival: YES / (NO)

SYSTEM OPERATING DATA

ID	B-501	TP-211	B-502	TP-212	B-503	TP-213	Time
Hours	33831.4	4.2	35089.0	41.4	0	0	~~12:55~~ 0755
VI-501	-11		IWC	VI-502	-24		IWC
SP-501	63		ppb / ppm	SP-502	27		ppb / ppm
TI-501	74		°F	TI-502	75		°F
VI-501A	-23		IWC	VI-502A	-67		IWC

INJECTION& EXTRACTION MANIFOLD OPERATING DATA

Well ID	4" - INJECTION		6" - EXTRACTION		
	Temp (°F)	Pressure (PSI)	Temp (°F)	Flow (CFM)	VOCs (ppb or ppm)
DDC-05	65	6.5	84	30.33	51
DDC-10	70	6	84	103.10	17
DDC-09	65	6.5	92	123.46	16
DDC-08	80	~~6~~ 5.5	84	134.60	46
DDC-07	77	6	>120	92.37	21
DDC-06	75	5	85	154.38	20

DDC WELLHEAD OPERATING DATA

WELL ID	PZ SHALLOW (FT)	PZ DEEP (FT)	Air Space (FT)	COMMENTS	MW ID	DTW (FT)
DDC-05	See Attached Well	Gauging Log		Good bubbling	MW-1D	N/A
DDC-10	"	"	"	Good Bubbling	MW-1S	N/A
DDC-09	"	"	"	Good bubbling	MW-2D	N/A
DDC-08	"	"	"	Good bubbling	MW-2S	N/A
DDC-07	"	"	"	Good bubbling	MW-3D	N/A
DDC-06	"	"	"	Good bubbling	MW-3S	N/A

AIR SAMPLING DATA

B-501			B-502		
Sample Port Position	SAMPLE PORT ID	VOC Reading (ppb / ppm)	Sample Port Position	SAMPLE PORT ID	VOC Reading (ppb / ppm)
Influent	SP-401B	*	Influent	SP-402B	*
Intermediate #1	SP-403B	*	Intermedia	SP-403A	*
Intermediate #2	SP-401A	*	Intermedia	SP-402A	*
Effluent	SP-501	*	Effluent	SP-502	*

CHILLER	
Set Temp. (°F)	70 ~~NA~~
Actual Temp. (°F)	73 ~~NA~~
Pump Pressure (PSI)	NA
Freon High Pres. (PSI)	NA
Freon Low Pres. (PSI)	NA

TECHNICIAN COMMENTS/NOTES:

*Suction on all ~~B-501~~ B-501 and B-502 Sample ports.

7/20/2021

Heatset O&M Well Gauging		
Onsite		
Well ID	DTW (ft)	TD (ft)
MW-1S	14.08	30.81
MW-1D	14.25	82.13
Offsite		
Well ID	DTW (ft)	TD (ft)
MW-1S	6.84	
MW-1D	7.93	
DDC-5S	10.52	29.87
DDC-5D	12.54	82.54
DDC-6S	7.66	29.19
DDC-6D	7.84	80.85
DDC-7S	~~8.75~~	27.88
DDC-7D	9.47	82.34
DDC-8S	7.32	26.28
DDC-8D	13.08	84.14
DDC-9S	9.13	28.60
DDC-9D	12.52	81.40
DDC-10S	8.33	28.17
DDC-10D	7.71	80.71

National Heatset Printing

1 Adams Boulevard, Farmingdale, New York

EA Engineering

Personnel: D. Howe
Weather:

Time: 1200
Date: 8/18/2021

System Status:
Arrival: Running
Departure: Running
Run Timer Reading: 55030.79

System Data:
Dilution Valve: % Open
Well Legs Running (circle): (1) 2 3 (4) (5)

Blower Inlet (Extraction Well)		Blower Outlet / Carbon Influent		Mid		SVE Effluent	
Flow:	CFM	Flow:	205.35 CFM	Flow:	259.64 CFM	Flow:	213.02 CFM
Vacuum:	-16 "H2O	PID Reading:	735 PPB	PID Reading:	341 PPB	PID Reading:	0 PPB
Temperature:	82.9 °F	Temperature:	170.9 °F	Temperature:	135.4 °F	Temperature:	115.3 °F

Carbon Monitoring:
Pre: 735 PPB
Mid: 341 PPB
Effluent: 0 PPB

Carbon influent & effluent sample collected & shipped to lab? ~~Yes~~ NO

Knockout Tank Drained? No
Gallons: 0

Monitoring Well Gauging / Vapor Point Monitoring:

Well/V.P. ID:	MW-G	MW-E	VP-1	VP-2	VP-3	VP-3 (Former)	VP-7	VP-8	VP-9	VP-10	VP-11	VP-12	VP-13	VP-14	VP-15
PID (ppb)			18		0	0	**	21		73	57	*	139		
Diff. Pressure (in. H2O)			-.013		-.204	-.010	**	-0.296		-.197	-.202	*	-.305		

Well/V.P. ID:	VP-16	VP-17	VP-18	VP-19	VP-20										
PID (ppb)	212	512	78	*	250										
Diff. Pressure (in. H2O)	-0.091	-0.110	-.646	*	-0.493										

Comments: * Well covered by pallets
** Well covered by totes.

SVE Blower Hours:		55030.79
Date:		8/18/2021
Time:		1200
Well ID	**Flow**	**PID**
5	*	0
4	97.68	0
3	97.28	0
2	76.65	1159
1	*	2081
Combined Influent		
Combined Effluent		

* Flow value out of range of VelociCalc.

O&M DATA SHEET - NATIONAL HEATSET - ON-SITE SYSTEM #1

Date: 8/18/2021 Time: 1148 Weather: Cloudy, 77°

Treatment System #1 Status on Arrival: Up / Down (OFF)

Alarm Light Status on Arrival: ON / (OFF) Alarm Light Reset on Arrival: YES / (NO)

SYSTEM OPERATING DATA

ID	Hours	Blower Speed
Hours	44951.9	0 Hz

Temperature Monitoring

Time	Location	TI-ID	Tempurature deg. C	Temperature deg. F	Comments
1240	Extracted From Well	TI-01			DDC-1
1240	Extracted From Well	TI-02			DDC-2
1241	Pre-Heater Outlet	TI-03			Post Shell and Tubing
1241	Pre-Heater Input	TI-04			Before Shell and Tubing
1242	After Cooler Outlet	TI-05			Post Cooler Reading
1242	After Cooler Input	TI-06			Before Cooler Reading
1243	Blower Outlet	TI-07			Going to Pre-heater
1243	Between GAC Units	TI-08			After GAC #1
1244	GAC Unit Output	TI-09			After GAC #2

Pressure/Vacuum Monitoring

Time	Location	PI/VI-ID	Pressure	Comments
1250	Discharge to Well	PI-01		DDC-1
1250	Discharge to Well	PI-02		DDC-2
1250	Drum	PI-03	in. H2O	Vacuum Reading to Blower

FLOW RATES

Time	Location	IF-ID	Flow (SCFM)	Comments
1240	Extracted From DDC-1	FI-01		
1240	Extracted From DDC-2	FI-02		

VOC Monitoring (ppb)

Time	Location	PID VOC (ppb)	Temp. (F)	COMMENTS
1250	Influent			
1250	Between Vessels			
1251	Effluent			

System Observations

Water Column in DDC Wells

Well ID	Comments
DDC-1	Bubbling in well is sufficient
DDC-2	Bubbling in well is sufficient

Sump Inspection

Well ID	Comments
DDC-1	No sump associated with well
DDC-2	No water observed in sump

Additional Comments/Reccommendations

O&M DATA SHEET - NATIONAL HEATSET - ON-SITE SYSTEM #2

Date: 8/18/2021 Time: 1130 Weather: Cloudy, 77°

Treatment System #2 Status on Arrival: (UP) / Down / Off

Alarm Light Status on Arrival: ON / (OFF) Alarm Light Reset on Arrival: YES / (NO)

SYSTEM OPERATING DATA

ID	Hours	Blower Speed
Hours	66772.2	35.2 Hz

Temperature Monitoring

Time	Location	TI-ID	Temperature deg. C	Temperature deg. F	Comments
1020	Carbon Unit Inlet	CA01	40		Carbon Unit #1
1020	Pre-Heater	PHA01		110	After Shell and Tubing
1020	Blower Panel	B01	90		Exiting Blower
1020	After Cooler Outlet	AC01		135	Post Cooler Piping
1020	Pre-Heater	PHB01		165	Before Shell and Tubing

Pressure/Vacuum Monitoring

Time	Location	PI/VI-ID	Pressure	Comments
1020	Knock-Out Tank	T01	0	Vacuum gauge on knock-out tank
1020	Carbon-Unit #1 Outlet	CA1	-3.5 in. Hg	Vacuum exiting GAC #1
1020	Discharge to Wells	WD2	3.1 PSI	Pressure before splicing off to both wells
1020	Blower Panel	BP01	-0.14 in. Hg	Vacuum coming off of blower
1020	Carbon Unit #2 Outlet	CA2	-2.5 in. Hg	Vacuum exiting GAC #2
1020	DDC-3	N/A	PSI	Pressure gauge on well head
1020	DDC-4	N/A	PSI	Pressure gauge on well head

FLOW RATES

Time	Location	IF-ID	Flow (SCFM)	Comments
1042	Injected to DDC-3	WD01	200	
1342	Injection to DDC-4	WD02	20	

VOC Monitoring (ppb)

Time	Location	PID VOC (ppb)	Temp. (F)	COMMENTS
1050	Influent #1	*		
1050	Influent #2	*		
1050	Effluent	*		

System Observations

Water Column in DDC Wells

Well ID	Comments
DDC-3	Bubbling in well is sufficient
DDC-4	Bubbling in well is sufficient

Sump Inspection

Well ID	Comments
DDC-3	No water pooled in well
DDC-4	No water pooled in well

Additional Comments/Reccommendations

* Error on PID Reading.

O&M DATA SHEET - NATIONAL HEATSET - OFF-SITE SYSTEM

Date: 8/18/2021 Time: 1450 Weather: Cloudy, 81°

B-501 Status on Arrival: Up / Down / (OFF) B-502 Status on Arrival: UP / (Down) / Off

Alarm Light Status on Arrival: (ON) / OFF Alarm Light Reset on Arrival: (YES) NO

SYSTEM OPERATING DATA

ID	B-501	TP-211	B-502	TP-212	B-503	TP-213	Time
Hours	33831.4	4.2	35113.0	41.4	0	0	~~12:55~~ 1450 (DR)
VI-501	-11		IWC	VI-502	-24		IWC
SP-501	0		ppb / ppm	SP-502	0		ppb / ppm
TI-501	80		°F	TI-502	75		°F
VI-501A	-24		IWC	VI-502A	-66		IWC

INJECTION& EXTRACTION MANIFOLD OPERATING DATA

Well ID	4" - INJECTION		6" - EXTRACTION		
	Temp (°F)	Pressure (PSI)	Temp (°F)	Flow (CFM)	VOCs (ppb or ppm)
DDC-05	80	6.5	82	36.20	0
DDC-10	85	6	82	101.99	0
DDC-09	85	6	83	114.37	0
DDC-08	80	5.5	82	130.05	35
DDC-07	80	4.5	7120	99.35	5
DDC-06	80	4.5	83	153.40	1

DDC WELLHEAD OPERATING DATA

WELL ID	PZ SHALLOW (FT)	PZ DEEP (FT)	Air Space (FT)	COMMENTS	MW ID	DTW (FT)
DDC-05	See Attached Well Gauging Log			Good bubbling	MW-1D	N/A
DDC-10	"	"	"	Good Bubbling	MW-1S	N/A
DDC-09	"	"	"	Good bubbling	MW-2D	N/A
DDC-08	"	"	"	Good bubbling	MW-2S	N/A
DDC-07	"	"	"	Good bubbling	MW-3D	N/A
DDC-06	"	"	"	Good bubbling	MW-3S	N/A

AIR SAMPLING DATA

B-501			B-502		
Sample Port Position	SAMPLE PORT ID	VOC Reading (ppb / ppm)	Sample Port Position	SAMPLE PORT ID	VOC Reading (ppb / ppm)
Influent	SP-401B	*	Influent	SP-402B	*
Intermediate #1	SP-403B	*	Intermedia	SP-403A	*
Intermediate #2	SP-401A	*	Intermedia	SP-402A	*
Effluent	SP-501	*	Effluent	SP-502	*

CHILLER	
Set Temp. (°F)	~~NA~~ 70°
Actual Temp. (°F)	~~NA~~ 70°
Pump Pressure (PSI)	NA
Freon High Pres. (PSI)	NA
Freon Low Pres. (PSI)	NA

TECHNICIAN COMMENTS/NOTES:

System off upon arrival for E-stop Alarm at 1340, Restarted system at 1353.

* Suction on all B-501 and B-502 sample ports.

8/18/2021

Heatset O&M Well Gauging		
Onsite		
Well ID	DTW (ft)	TD (ft)
MW-1S	14.63	30.79
MW-1D	*	*
Offsite		
Well ID	DTW (ft)	TD (ft)
MW-1S	7.40	21.80
MW-1D	8.41	84.73
DDC-5S	12.25	29.84
DDC-5D	12.79	82.55
DDC-6S	7.95	29.19
DDC-6D	8.03	80.85
DDC-7S	7.87	27.85
DDC-7D	9.51	82.40
DDC-8S	7.42	26.27
DDC-8D	13.15	84.15
DDC-9S	9.43	28.63
DDC-9D	12.64	81.40
DDC-10S	**	**
DDC-10D	**	**

* Well covered by dumpster

** Wells covered by vehicle

National Heatset Printing

1 Adams Boulevard, Farmingdale, New York

EA Engineering

Personnel: D. Howe
Weather: 80°, Partly cloud,

Time: 1732
Date: 9/22/2021

System Status:
Arrival: Running
Departure: Running
Run Timer Reading: 55876.33

System Data:
Dilution Valve: % Open
Well Legs Running (circle) (1) 2 3 (4) (5)

Blower Inlet (Extraction Well)		Blower Outlet / Carbon Influent		Mid		SVE Effluent	
Flow:	* CFM	Flow:	42.42 CFM	Flow:	98.93 CFM	Flow:	104.21 CFM
Vacuum:	64 "H2O	PID Reading:	761 PPB	PID Reading:	408 PPB	PID Reading:	0 PPB
Temperature:	175 °F	Temperature:	146.3 °F	Temperature:	140.5 °F	Temperature:	118.9 °F

Carbon Monitoring:
Pre: 761 PPB
Mid: 408 PPB
Effluent: 0 PPB

Carbon influent & effluent sample collected & shipped to lab? ~~Yes~~ NO

Knockout Tank Drained? NO
Gallons: 0

Monitoring Well Gauging / Vapor Point Monitoring:

Well/V.P. ID:	MW-G	MW-E	VP-1	VP-2	VP-3	VP-3 (Former)	VP-7	VP-8	VP-9	VP-10	VP-11	VP-12	VP-13	VP-14	VP-15
PID (ppb)	\	\	57	\	63	87	54	183	\	0	15	0	0	\	\
Diff. Pressure (in. H2O)			-.080	-.204	-.204	0	-.389	-.204	\	-.218	-.108	-.291	-.216	\	\

Well/V.P. ID:	VP-16	VP-17	VP-18	VP-19	VP-20
PID (ppb)	21	159	0	7	*
Diff. Pressure (in. H2O)	-.071	-.614	-.675	-.634	*

Comments: * well covered.

SVE Blower Hours:		55876.33
Date:		9/22/2021
Time:		1732
Well ID	**Flow**	**PID**
5	*	0
4	47.95	0
3	34.00	0
2	61.23	1834
1	*	3106
Combined Influent		
Combined Effluent		

* Error reading on VelociCalc. Value outside meter range.

O&M DATA SHEET - NATIONAL HEATSET - ON-SITE SYSTEM #1

Date: 9/22/21 Time: 1721 Weather: Sunny, 80°

Treatment System #1 Status on Arrival: Up / Down / (OFF)

Alarm Light Status on Arrival: ON / (OFF) Alarm Light Reset on Arrival: YES / (NO)

SYSTEM OPERATING DATA

ID	Hours	Blower Speed
Hours	49954.1	0 Hz

Temperature Monitoring

Time	Location	TI-ID	Tempurature deg. C	Temperature deg. F	Comments
1240	Extracted From Well	TI-01			DDC-1
1240	Extracted From Well	TI-02			DDC-2
1241	Pre-Heater Outlet	TI-03			Post Shell and Tubing
1241	Pre-Heater Input	TI-04			Before Shell and Tubing
1242	After Cooler Outlet	TI-05			Post Cooler Reading
1242	After Cooler Input	TI-06			Before Cooler Reading
1243	Blower Outlet	TI-07			Going to Pre-heater
1243	Between GAC Units	TI-08			After GAC #1
1244	GAC Unit Output	TI-09			After GAC #2

Pressure/Vacuum Monitoring

Time	Location	PI/VI-ID	Pressure	Comments
1250	Discharge to Well	PI-01		DDC-1
1250	Discharge to Well	PI-02		DDC-2
1250	Drum	PI-03	in. H2O	Vacuum Reading to Blower

FLOW RATES

Time	Location	IF-ID	Flow (SCFM)	Comments
1240	Extracted From DDC-1	FI-01		
1240	Extracted From DDC-2	FI-02		

VOC Monitoring (ppb)

Time	Location	PID VOC (ppb)	Temp. (F)	COMMENTS
1250	Influent			
1250	Between Vessels			
1251	Effluent			

System Observations

Water Column in DDC Wells

Well ID	Comments
DDC-1	Bubbling in well is sufficient
DDC-2	Bubbling in well is sufficient

Sump Inspection

Well ID	Comments
DDC-1	No sump associated with well
DDC-2	No water observed in sump

Additional Comments/Reccommendations

Troubleshooting performed earlier on 9/22/21, System left OFF.

O&M DATA SHEET - NATIONAL HEATSET - ON-SITE SYSTEM #2

Date: 9/22/21 Time: 1800 Weather: 80°, partly cloudy

Treatment System #2 Status on Arrival: UP / (Down) / Off

Alarm Light Status on Arrival: (ON) / OFF Alarm Light Reset on Arrival: (YES) / NO

SYSTEM OPERATING DATA

ID	Hours	Blower Speed
Hours	66881-8	35.2

Temperature Monitoring

Time	Location	TI-ID	Temperature deg. C	Temperature deg. F	Comments
1020	Carbon Unit Inlet	CA01	27		Carbon Unit #1
1020	Pre-Heater	PHA01		75	After Shell and Tubing
1020	Blower Panel	B01	60		Exiting Blower
1020	After Cooler Outlet	AC01		80	Post Cooler Piping
1020	Pre-Heater	PHB01		90	Before Shell and Tubing

Pressure/Vacuum Monitoring

Time	Location	PI/VI-ID	Pressure	Comments
1020	Knock-Out Tank	T01	0	Vacuum gauge on knock-out tank
1020	Carbon-Unit #1 Outlet	CA1	-3 in. Hg	Vacuum exiting GAC #1
1020	Discharge to Wells	WD2	3.5 PSI	Pressure before splicing off to both wells
1020	Blower Panel	BP01	-.14 in. Hg	Vacuum coming off of blower
1020	Carbon Unit #2 Outlet	CA2	-2.5 in. Hg	Vacuum exiting GAC #2
1020	DDC-3	N/A	PSI	Pressure gauge on well head
1020	DDC-4	N/A	PSI	Pressure gauge on well head

FLOW RATES

Time	Location	IF-ID	Flow (SCFM)	Comments
1042	Injected to DDC-3	WD01	60	
1342	Injection to DDC-4	WD02	180	

VOC Monitoring (ppb)

Time	Location	PID VOC (ppb)	Temp. (F)	COMMENTS
1050	Influent #1	*		
1050	Influent #2	*		
1050	Effluent	*		

System Observations

Water Column in DDC Wells

Well ID	Comments
DDC-3	Bubbling in well is sufficient
DDC-4	Bubbling in well is sufficient

Sump Inspection

Well ID	Comments
DDC-3	No water pooled in well
DDC-4	No water pooled in well

Additional Comments/Reccommendations

1148- System shut down upon arrival due to High Level KO Tank alarm. Drained KO Tank and restarted system at 1152.

* Error on PPb Rae

9/23/2021 @ 0740 – System reported Shut Down due to High Level KO Tank alarm by E. Cummings. System left OFF.

O&M DATA SHEET - NATIONAL HEATSET - OFF-SITE SYSTEM

Date: 9/22/2021 Time: 1055 Weather: 67°, Partly cloudy

B-501 Status on Arrival: Up / Down / (OFF) B-502 Status on Arrival: UP / (Down) / Off

Alarm Light Status on Arrival: (ON) / OFF Alarm Light Reset on Arrival: (YES) / NO

SYSTEM OPERATING DATA

ID	B-501	TP-211	B-502	TP-212	B-503	TP-213	Time
Hours	33831.4	4.2	35548.2	41.4	0	0	~~12:55~~ 1055
VI-501	-10		IWC	VI-502	-25		IWC
SP-501	2840		ppb / ppm	SP-502	2210		ppb / ppm
TI-501	76		°F	TI-502	72		°F
VI-501A	-24		IWC	VI-502A	-66		IWC

INJECTION& EXTRACTION MANIFOLD OPERATING DATA

Well ID	4" - INJECTION		6" - EXTRACTION		
	Temp (°F)	Pressure (PSI)	Temp (°F)	Flow (CFM)	VOCs (ppb or ppm)
DDC-05	60	6.5	82	8.24	0
DDC-10	80	6	82	13.06	0
DDC-09	75	6.5	82	125.87	0
DDC-08	75	5	79	138.54	0
DDC-07	75	5.5	7120	94.74	0
DDC-06	75	5.5	80	123.25	0

DDC WELLHEAD OPERATING DATA

WELL ID	PZ SHALLOW (FT)	PZ DEEP (FT)	Air Space (FT)	COMMENTS	MW ID	DTW (FT)
DDC-05	See Attached Well Gauging Log			Good bubbling	MW-1D	N/A
DDC-10	"	"	"	Good Bubbling	MW-1S	N/A
DDC-09	"	"	"	Good bubbling	MW-2D	N/A
DDC-08	"	"	"	Good bubbling	MW-2S	N/A
DDC-07	"	"	"	Good bubbling	MW-3D	N/A
DDC-06	"	"	"	Good bubbling	MW-3S	N/A

AIR SAMPLING DATA

B-501			B-502		
Sample Port Position	SAMPLE PORT ID	VOC Reading (ppb / ppm)	Sample Port Position	SAMPLE PORT ID	VOC Reading (ppb / ppm)
Influent	SP-401B	*	Influent	SP-402B	*
Intermediate #1	SP-403B	*	Intermedia	SP-403A	*
Intermediate #2	SP-401A	*	Intermedia	SP-402A	*
Effluent	SP-501	*	Effluent	SP-502	*

CHILLER	
Set Temp. (°F)	~~NA~~ 70°
Actual Temp. (°F)	~~NA~~ 67°
Pump Pressure (PSI)	NA
Freon High Pres. (PSI)	NA
Freon Low Pres. (PSI)	NA

TECHNICIAN COMMENTS/NOTES:

0940 - System shut down upon arrival. Cannot see alarm. Restarted system @0955. Replaced broken vacuum gauges.

* Suction on all B-501 and B-502 sample ports.

1400 - System shut down while mowing lawns due to multiple alarms, some of which were proven false (low high level). System left OFF.

9/27/2021

Heatset O&M Well Gauging		
Onsite		
Well ID	DTW (ft)	TD (ft)
MW-1S	13.62	30.58
MW-1D	*	*
Offsite		
Well ID	DTW (ft)	TD (ft)
MW-1S	7.5	21.8
MW-1D	7.75	83.7
DDC-5S	10.07	29.76
DDC-5D	12.76	81.7
DDC-6S	7.30	29.15
DDC-6D	7.42	80.21
DDC-7S	7.21	24.10
DDC-7D	9.48	82.05
DDC-8S	6.95	26.50
DDC-8D	12.10	83.95
DDC-9S	9.03	28.70
DDC-9D	11.95	81.35
DDC-10S	**	**
DDC-10D	**	**

* Well covered by dumpster.
** Well covered by vehicle.

Attachment B

Laboratory Analytical Data – System Vapor Samples

This page intentionally left blank

CHEMTECH

ANALYTICAL RESULTS SUMMARY

VOLATILE ORGANICS

PROJECT NAME : NYSDEC - NATIONAL HEATSET TO-15

EA ENGINEERING SCIENCE & TECHNOLOGY

269 W. Jefferson Street

Syracuse, NY - 13202

Phone No: 315-431-4610

ORDER ID : M3157

ATTENTION : Emily Cummings

Table Of Contents for M3157

1) Signature Page 3

2) Case Narrative 7

2.1) TO-15- Case Narrative 7

3) Qualifier Page 36

4) QA Checklist 37

5) TO-15 Data 38

6) Shipping Document 151

6.1) CHAIN OF CUSTODY 152

6.2) ROC 161

6.3) Lab Certificate 164

6.4) Internal COC 165

6.5) Air sample Pressure And Dilution Log Book 166

6.6) Storage Location 168

NEW YORK STATE DEPARTMENT OF ENVIRONMENTAL CONSERVATION
FORM S-I

SAMPLE IDENTIFICATION AND ANALYTICAL REQUIREMENT SUMMARY

NYSDEC Sample ID/Code	Laboratory Sampl ID/Code	VOA GC/MS (Method #)	BNA GC/MS (Method #)	VOA GC (Method #)	Pest PCBs (Method #)	Metals (Method #)	Other (Method #)
DDC-2-INFLUENT-1	M3157-01	TO-15					
DDC-2-INFLUENT-2	M3157-02	TO-15					
OFFSITE-DDC-EFFLUENT	M3157-03	TO-15					
SVE-INFLUENT	M3157-04	TO-15					
SVE-EFFLUENT	M3157-05	TO-15					
OFFSITE-DDC-INTERMEDIATE-2	M3157-06	TO-15					
DDC-2-EFFLUENT	M3157-07	TO-15					
OFFSITE-DDC-INFLUENT	M3157-09	TO-15					
OFFSITE-DDC-INTERMEDIATE-1	M3157-10	TO-15					

NEW YORK STATE DEPARTMENT OF ENVIRONMENTAL CONSERVATION

FORM S-IIb

SAMPLE PREPARATION AND ANALYSIS SUMMARY VOLATILE (VOA) ANALYSES

Laboratory Sample ID	Matrix	Date Collected	Date Rec'd at Lab	Date Extracted	Date Analyzed
M3157-01	Air	07/21/21	07/22/21		08/11/21
M3157-02	Air	07/21/21	07/22/21		08/11/21
M3157-03	Air	07/21/21	07/22/21		08/11/21
M3157-04	Air	07/21/21	07/22/21		08/11/21
M3157-05	Air	07/21/21	07/22/21		08/11/21
M3157-06	Air	07/21/21	07/22/21		08/11/21
M3157-07	Air	07/21/21	07/22/21		08/11/21
M3157-09	Air	07/21/21	07/22/21		08/11/21
M3157-10	Air	07/21/21	07/22/21		08/11/21

*** Details For Test :** TO-15

NEW YORK STATE DEPARTMENT OF ENVIRONMENTAL CONSERVATION

FORM S-III

SAMPLE PREPARATION AND ANALYSIS SUMMARY MISCELLANEOUS ORGANIC ANALYSES

Laboratory Sample ID	Matrix	Analytical Protocol	Extraction Method	Auxiliary Cleanup	Dil/Conc Factor
M3157-01	Air	TO-15	NA		
M3157-02	Air	TO-15	NA		
M3157-03	Air	TO-15	NA		
M3157-04	Air	TO-15	NA		
M3157-05	Air	TO-15	NA		
M3157-06	Air	TO-15	NA		
M3157-07	Air	TO-15	NA		
M3157-09	Air	TO-15	NA		
M3157-10	Air	TO-15	NA		

CHEMTECH 284 Sheffield Street, Mountainside, NJ 07092 Phone: 908 789 8900 Fax: 908 789 8922

Cover Page

Order ID : M3157

Project ID : NYSDEC - National Heatset TO-15

Client : EA Engineering Science & Technology

Lab Sample Number	Client Sample Number
M3157-01	DDC-2-INFLUENT-1
M3157-02	DDC-2-INFLUENT-2
M3157-03	OFFSITE-DDC-EFFLUENT
M3157-04	SVE-INFLUENT
M3157-05	SVE-EFFLUENT
M3157-06	OFFSITE-DDC-INTERMEDIATE-2
M3157-07	DDC-2-EFFLUENT
M3157-09	OFFSITE-DDC-INFLUENT
M3157-10	OFFSITE-DDC-INTERMEDIATE-1

I certify that the data package is in compliance with the terms and conditions of the contract,both technically and for completeness, for other than the conditions detailed above. Release of the data contained in this hard copy data package has been authorized by the laboratory manager or his designee, as verified by the following signature.

Signature : N. N. Pandya

APPROVED
Date: 8/13/2021
By Nimisha Pandya, QA/QC Supervisor at 1:13 pm, Aug 13, 2021

NYDOH CERTIFICATION NO - 11376

NJDEP CERTIFICATION NO - 20012

CHEMTECH
284 Sheffield Street, Mountainside, NJ 07092 Phone: 908 789 8900 Fax: 908 789 8922

CASE NARRATIVE

EA Engineering Science & Technology
Project Name: NYSDEC - National Heatset TO-15
Project # N/A
Chemtech Project # M3157
Test Name: TO-15

A. Number of Samples and Date of Receipt:
9 Air samples were received on 07/22/2021.

B. Parameters
According to the Chain of Custody document, the following analyses were requested: TO-15. This data package contains results for TO-15.

C. Analytical Techniques:
The analysis performed on instrument MSVOA_L were done using GC column RTX-1, which is 60 meters, 0.32 mm id, 1.0 um df, Restek Cat. #10157. The Trap was supplied by Entech, glass bead and Tenax , Entech 7100A Preconcentrator.The analysis of TO-15 was based on method TO-15.

D. QA/ QC Samples:
The Holding Times were met for all analysis.
The Surrogate recoveries met the acceptable criteria.
The Internal Standards Areas met the acceptable requirements.
The Retention Times were acceptable for all samples.

The RPD for {M3157-05DUP} with File ID: VL037396.D met criteria except for 1,1,1-Trichloroethane[38.9%], 2,2,4-Trimethylpentane[48.6%], 2-Butanone[47.2%], Acetone[31.3%], Benzene[41.7%], Carbon Tetrachloride[22.2%], Chloroform[32.4%], Chloromethane[34.1%], cis-1,2-Dichloroethene[34.9%], Dichlorodifluoromethane[35.9%], Hexane[27%], m/p-Xylene[38.3%], Tetrachloroethene[43.9%], Toluene[47.2%] and Trichlorofluoromethane[44.2%] due to difference in results of Original and DUP.

The Blank Spike met requirements for all samples .
The Blank analysis did not indicate the presence of lab contamination.

The Initial Calibration met the requirements except for Naphthalene have more than 30% RSD in the Initial Calibration with dated 08/12/2021 with L Instrument but as per method two compounds as allowed to be fail less than 40% RSD.

The Tuning criteria met requirements.

CHEMTECH
284 Sheffield Street, Mountainside, NJ 07092 Phone: 908 789 8900 Fax: 908 789 8922

Samples DDC-2-INFLUENT-1, DDC-2-INFLUENT-2, OFFSITE-DDC-EFFLUENT, SVE-INFLUENT, OFFSITE-DDC-INTERMEDIATE-2, OFFSITE-DDC-INFLUENT and OFFSITE-DDC-INTERMEDIATE-1 were diluted due to high concentrations.

E. Additional Comments:
The Form 6 is not included in the data package because the Initial Calibration was performed using 7 points.

The Manual Integrations are performed for the followings:

Manual Integration Report							
Sequence	vl081121	Instrument			MSVOA_I		
Sample ID	File ID	Parameter	Review By	Review On	Supervised By	Supervised On	Reason
VSTDICCC010	VL037375.D	Benzyl Chloride	SAM	8/11/2021 2:17:20 PM	apatel	8/12/2021 10:16:32 AM	Peak Integrated by Software incorrectly
VSTDICCC010	VL037375.D	Chlorobenzene-d5	SAM	8/11/2021 2:17:20 PM	apatel	8/12/2021 10:16:32 AM	Peak Integrated by Software incorrectly
VSTDICCC010	VL037375.D	Ethanol	SAM	8/11/2021 2:17:20 PM	apatel	8/12/2021 10:16:32 AM	Peak Integrated by Software incorrectly
VSTDICCC010	VL037375.D	m/p-Xylene	SAM	8/11/2021 2:17:20 PM	apatel	8/12/2021 10:16:32 AM	Peak Integrated by Software incorrectly
VSTDICC002	VL037376.D	1,1,2-Trichlorotrifluoroethane	SAM	8/11/2021 2:18:29 PM	apatel	8/12/2021 10:16:35 AM	Peak Integrated by Software incorrectly
VSTDICC002	VL037376.D	1,1-Dichloroethane	SAM	8/11/2021 2:18:29 PM	apatel	8/12/2021 10:16:35 AM	Peak Integrated by Software incorrectly
VSTDICC002	VL037376.D	1,1-Dichloroethene	SAM	8/11/2021 2:18:29 PM	apatel	8/12/2021 10:16:35 AM	Peak Integrated by Software incorrectly

CHEMTECH
284 Sheffield Street, Mountainside, NJ 07092 Phone: 908 789 8900 Fax: 908 789 8922

VSTDICC002	VL037376.D	1,2,4-Trichlorobenzene	SAM	8/11/2021 2:18:29 PM	apatel	8/12/2021 10:16:35 AM	Peak Integrated by Software incorrectly
VSTDICC002	VL037376.D	1,2-Dibromoethane	SAM	8/11/2021 2:18:29 PM	apatel	8/12/2021 10:16:35 AM	Peak Integrated by Software incorrectly
VSTDICC002	VL037376.D	1,2-Dichlorobenzene	SAM	8/11/2021 2:18:29 PM	apatel	8/12/2021 10:16:35 AM	Peak Integrated by Software incorrectly
VSTDICC002	VL037376.D	1,3-Butadiene	SAM	8/11/2021 2:18:29 PM	apatel	8/12/2021 10:16:35 AM	Peak Integrated by Software incorrectly
VSTDICC002	VL037376.D	Vinyl Acetate	SAM	8/11/2021 2:18:29 PM	apatel	8/12/2021 10:16:35 AM	Peak Integrated by Software incorrectly
VSTDICC001	VL037377.D	1,1,2-Trichloroethane	SAM	8/11/2021 2:17:44 PM	apatel	8/12/2021 10:16:37 AM	Peak Integrated by Software incorrectly
VSTDICC001	VL037377.D	1,1,2-Trichlorotrifluoroethane	SAM	8/11/2021 2:17:44 PM	apatel	8/12/2021 10:16:37 AM	Peak Integrated by Software incorrectly
VSTDICC001	VL037377.D	1,2,4-Trichlorobenzene	SAM	8/11/2021 2:17:44 PM	apatel	8/12/2021 10:16:37 AM	Peak Integrated by Software incorrectly
VSTDICC001	VL037377.D	1,2-Dichlorobenzene	SAM	8/11/2021 2:17:44 PM	apatel	8/12/2021 10:16:37 AM	Peak Integrated by Software incorrectly
VSTDICC001	VL037377.D	1,2-Dichloroethane	SAM	8/11/2021 2:17:44 PM	apatel	8/12/2021 10:16:37 AM	Peak Integrated by Software incorrectly
VSTDICC001	VL037377.D	1,2-Dichloropropane	SAM	8/11/2021 2:17:44 PM	apatel	8/12/2021 10:16:37 AM	Peak Integrated by Software incorrectly
VSTDICC001	VL037377.D	1,3,5-Trimethylbenzene	SAM	8/11/2021	apatel	8/12/2021	Peak

				2:17:44 PM		10:16:37 AM	Integrated by Software incorrectly
VSTDICC001	VL037377.D	1,3-Butadiene	SAM	8/11/2021 2:17:44 PM	apatel	8/12/2021 10:16:37 AM	Peak Integrated by Software incorrectly
VSTDICC001	VL037377.D	1,3-Dichlorobenzene	SAM	8/11/2021 2:17:44 PM	apatel	8/12/2021 10:16:37 AM	Peak Integrated by Software incorrectly
VSTDICC001	VL037377.D	1,4-Dichlorobenzene	SAM	8/11/2021 2:17:44 PM	apatel	8/12/2021 10:16:37 AM	Peak Integrated by Software incorrectly
VSTDICC001	VL037377.D	1,4-Dioxane	SAM	8/11/2021 2:17:44 PM	apatel	8/12/2021 10:16:37 AM	Peak Integrated by Software incorrectly
VSTDICC001	VL037377.D	trans-1,2-Dichloroethene	SAM	8/11/2021 2:17:44 PM	apatel	8/12/2021 10:16:37 AM	Peak Integrated by Software incorrectly
VSTDICC001	VL037377.D	Trichloroethene	SAM	8/11/2021 2:17:44 PM	apatel	8/12/2021 10:16:37 AM	Peak Integrated by Software incorrectly
VSTDICC001	VL037377.D	Trichlorofluoromethane	SAM	8/11/2021 2:17:44 PM	apatel	8/12/2021 10:16:37 AM	Peak Integrated by Software incorrectly
VSTDICC0.5	VL037378.D	1,1,1-Trichloroethane	SAM	8/11/2021 2:18:36 PM	apatel	8/12/2021 10:16:41 AM	Peak Integrated by Software incorrectly
VSTDICC0.5	VL037378.D	1,1,2,2-Tetrachloroethane	SAM	8/11/2021 2:18:36 PM	apatel	8/12/2021 10:16:41 AM	Peak Integrated by Software incorrectly
VSTDICC0.5	VL037378.D	1,1,2-Trichloroethane	SAM	8/11/2021 2:18:36 PM	apatel	8/12/2021 10:16:41 AM	Peak Integrated by Software incorrectly
VSTDICC0.5	VL037378.D	1,1,2-Trichlorotrifluoroethane	SAM	8/11/2021 2:18:36	apatel	8/12/2021 10:16:41	Peak Integrated

				PM		AM	by Software incorrectly
VSTDICC0.5	VL037378.D	1,1-Dichloroethene	SAM	8/11/2021 2:18:36 PM	apatel	8/12/2021 10:16:41 AM	Peak Integrated by Software incorrectly
VSTDICC0.5	VL037378.D	1,2,4-Trichlorobenzene	SAM	8/11/2021 2:18:36 PM	apatel	8/12/2021 10:16:41 AM	Peak Integrated by Software incorrectly
VSTDICC0.5	VL037378.D	1,2-Dibromoethane	SAM	8/11/2021 2:18:36 PM	apatel	8/12/2021 10:16:41 AM	Peak Integrated by Software incorrectly
VSTDICC0.5	VL037378.D	1,2-Dichlorobenzene	SAM	8/11/2021 2:18:36 PM	apatel	8/12/2021 10:16:41 AM	Peak Integrated by Software incorrectly
VSTDICC0.5	VL037378.D	1,2-Dichloroethane	SAM	8/11/2021 2:18:36 PM	apatel	8/12/2021 10:16:41 AM	Peak Integrated by Software incorrectly
VSTDICC0.5	VL037378.D	Propene	SAM	8/11/2021 2:18:36 PM	apatel	8/12/2021 10:16:41 AM	Peak Integrated by Software incorrectly
VSTDICC0.5	VL037378.D	sec-Butylbenzene	SAM	8/11/2021 2:18:36 PM	apatel	8/12/2021 10:16:41 AM	Peak Integrated by Software incorrectly
VSTDICC0.5	VL037378.D	Styrene	SAM	8/11/2021 2:18:36 PM	apatel	8/12/2021 10:16:41 AM	Peak Integrated by Software incorrectly
VSTDICC0.5	VL037378.D	t-1,3-Dichloropropene	SAM	8/11/2021 2:18:36 PM	apatel	8/12/2021 10:16:41 AM	Peak Integrated by Software incorrectly
VSTDICC0.5	VL037378.D	tert-Butyl alcohol	SAM	8/11/2021 2:18:36 PM	apatel	8/12/2021 10:16:41 AM	Peak Integrated by Software incorrectly
VSTDICC0.5	VL037378.D	Tetrachloroethene	SAM	8/11/2021 2:18:36 PM	apatel	8/12/2021 10:16:41 AM	Peak Integrated by

							Software incorrectly
VSTDICC0.5	VL037378.D	Tetrahydrofuran	SAM	8/11/2021 2:18:36 PM	apatel	8/12/2021 10:16:41 AM	Peak Integrated by Software incorrectly
VSTDICC0.5	VL037378.D	Toluene	SAM	8/11/2021 2:18:36 PM	apatel	8/12/2021 10:16:41 AM	Peak Integrated by Software incorrectly
VSTDICC0.5	VL037378.D	trans-1,2-Dichloroethene	SAM	8/11/2021 2:18:36 PM	apatel	8/12/2021 10:16:41 AM	Peak Integrated by Software incorrectly
VSTDICC0.5	VL037378.D	Trichlorofluoromethane	SAM	8/11/2021 2:18:36 PM	apatel	8/12/2021 10:16:41 AM	Peak Integrated by Software incorrectly
VSTDICC0.1	VL037379.D	1,1,1-Trichloroethane	SAM	8/11/2021 2:18:13 PM	apatel	8/12/2021 10:16:44 AM	Peak Integrated by Software incorrectly
VSTDICC0.1	VL037379.D	1,1,2,2-Tetrachloroethane	SAM	8/11/2021 2:18:13 PM	apatel	8/12/2021 10:16:44 AM	Peak Integrated by Software incorrectly
VSTDICC0.1	VL037379.D	Carbon Tetrachloride	SAM	8/11/2021 2:18:13 PM	apatel	8/12/2021 10:16:44 AM	Peak Integrated by Software incorrectly
VSTDICC0.1	VL037379.D	Tetrachloroethene	SAM	8/11/2021 2:18:13 PM	apatel	8/12/2021 10:16:44 AM	Peak Integrated by Software incorrectly
VSTDICC0.1	VL037379.D	Trichloroethene	SAM	8/11/2021 2:18:13 PM	apatel	8/12/2021 10:16:44 AM	Peak Integrated by Software incorrectly
VSTDICC0.1	VL037379.D	Vinyl Chloride	SAM	8/11/2021 2:18:13 PM	apatel	8/12/2021 10:16:44 AM	Peak Integrated by Software incorrectly
VSTDICC0.03	VL037380.D	1,1,1-Trichloroethane	SAM	8/11/2021 2:18:02 PM	apatel	8/12/2021 10:16:46 AM	Peak Integrated by Software

CHEMTECH
284 Sheffield Street, Mountainside, NJ 07092 Phone: 908 789 8900 Fax: 908 789 8922

							incorrectly
VSTDICC0.03	VL037380.D	1,1,2,2-Tetrachloroethane	SAM	8/11/2021 2:18:02 PM	apatel	8/12/2021 10:16:46 AM	Peak Integrated by Software incorrectly
VSTDICC0.03	VL037380.D	Carbon Tetrachloride	SAM	8/11/2021 2:18:02 PM	apatel	8/12/2021 10:16:46 AM	Peak Integrated by Software incorrectly
VSTDICC0.03	VL037380.D	Tetrachloroethene	SAM	8/11/2021 2:18:02 PM	apatel	8/12/2021 10:16:46 AM	Peak Integrated by Software incorrectly
VSTDICC0.03	VL037380.D	Trichloroethene	SAM	8/11/2021 2:18:02 PM	apatel	8/12/2021 10:16:46 AM	Peak Integrated by Software incorrectly
VSTDICC0.03	VL037380.D	Vinyl Chloride	SAM	8/11/2021 2:18:02 PM	apatel	8/12/2021 10:16:46 AM	Peak Integrated by Software incorrectly
VSTDICC015	VL037381.D	Bromoethene	SAM	8/11/2021 2:18:46 PM	apatel	8/12/2021 10:16:47 AM	Peak Integrated by Software incorrectly
VSTDICC015	VL037381.D	Chloromethane	SAM	8/11/2021 2:18:46 PM	apatel	8/12/2021 10:16:47 AM	Peak Integrated by Software incorrectly
VSTDICC015	VL037381.D	Ethanol	SAM	8/11/2021 2:18:46 PM	apatel	8/12/2021 10:16:47 AM	Peak Integrated by Software incorrectly
VSTDICC015	VL037381.D	m/p-Xylene	SAM	8/11/2021 2:18:46 PM	apatel	8/12/2021 10:16:47 AM	Peak Integrated by Software incorrectly
VSTDICC015	VL037381.D	Methyl tert-Butyl Ether	SAM	8/11/2021 2:18:46 PM	apatel	8/12/2021 10:16:47 AM	Peak Integrated by Software incorrectly
VSTDICV010	VL037382.D	Chlorobenzene-d5	SAM	8/11/2021 2:17:51 PM	apatel	8/12/2021 10:16:49 AM	Peak Integrated by Software incorrectly

CHEMTECH
284 Sheffield Street, Mountainside, NJ 07092 Phone: 908 789 8900 Fax: 908 789 8922

VSTDICV010	VL037382.D	Ethanol	SAM	8/11/2021 2:17:51 PM	apatel	8/12/2021 10:16:49 AM	Peak Integrated by Software incorrectly
VSTDICV010	VL037382.D	m/p-Xylene	SAM	8/11/2021 2:17:51 PM	apatel	8/12/2021 10:16:49 AM	Peak Integrated by Software incorrectly
VSTDICV010	VL037382.D	Methylene Chloride	SAM	8/11/2021 2:17:51 PM	apatel	8/12/2021 10:16:49 AM	Peak Integrated by Software incorrectly
VL0811ABL01	VL037383.D	1-Bromo-4-Fluorobenzene	MMDadoda	8/12/2021 9:39:10 AM	apatel	8/12/2021 10:16:50 AM	Peak Integrated by Software incorrectly
VL0811ABS01	VL037384.D	1,4-Dioxane	MMDadoda	8/12/2021 9:39:14 AM	apatel	8/12/2021 10:16:52 AM	Peak Integrated by Software incorrectly
VL0811ABS01	VL037384.D	2-Hexanone	MMDadoda	8/12/2021 9:39:14 AM	apatel	8/12/2021 10:16:52 AM	Peak Integrated by Software incorrectly
VL0811ABS01	VL037384.D	Benzyl Chloride	MMDadoda	8/12/2021 9:39:14 AM	apatel	8/12/2021 10:16:52 AM	Peak Integrated by Software incorrectly
VL0811ABS01	VL037384.D	Chlorobenzene-d5	MMDadoda	8/12/2021 9:39:14 AM	apatel	8/12/2021 10:16:52 AM	Peak Integrated by Software incorrectly
VL0811ABS01	VL037384.D	Ethanol	MMDadoda	8/12/2021 9:39:14 AM	apatel	8/12/2021 10:16:52 AM	Peak Integrated by Software incorrectly
VL0811ABS01	VL037384.D	m/p-Xylene	MMDadoda	8/12/2021 9:39:14 AM	apatel	8/12/2021 10:16:52 AM	Peak Integrated by Software incorrectly
M3157-01	VL037385.D	1,1,2-Trichlorotrifluoroethane	MMDadoda	8/12/2021 9:39:19 AM	apatel	8/12/2021 10:16:53 AM	Peak Integrated by Software incorrectly
M3157-01	VL037385.D	1,1-Dichloroethane	MMDadoda	8/12/2021	apatel	8/12/2021	Peak

CHEMTECH
284 Sheffield Street, Mountainside, NJ 07092 Phone: 908 789 8900 Fax: 908 789 8922

				9:39:19 AM		10:16:53 AM	Integrated by Software incorrectly
M3157-01	VL037385.D	1,1-Dichloroethene	MMDadoda	8/12/2021 9:39:19 AM	apatel	8/12/2021 10:16:53 AM	Peak Integrated by Software incorrectly
M3157-01	VL037385.D	4-Ethyltoluene	MMDadoda	8/12/2021 9:39:19 AM	apatel	8/12/2021 10:16:53 AM	Peak Integrated by Software incorrectly
M3157-01	VL037385.D	Dichlorodifluoromethane	MMDadoda	8/12/2021 9:39:19 AM	apatel	8/12/2021 10:16:53 AM	Peak Integrated by Software incorrectly
M3157-01	VL037385.D	Ethyl Benzene	MMDadoda	8/12/2021 9:39:19 AM	apatel	8/12/2021 10:16:53 AM	Peak Integrated by Software incorrectly
M3157-01	VL037385.D	Heptane	MMDadoda	8/12/2021 9:39:19 AM	apatel	8/12/2021 10:16:53 AM	Peak Integrated by Software incorrectly
M3157-01	VL037385.D	Isopropyl Alcohol	MMDadoda	8/12/2021 9:39:19 AM	apatel	8/12/2021 10:16:53 AM	Peak Integrated by Software incorrectly
M3157-01	VL037385.D	m/p-Xylene	MMDadoda	8/12/2021 9:39:19 AM	apatel	8/12/2021 10:16:53 AM	Peak Integrated by Software incorrectly
M3157-01	VL037385.D	o-Xylene	MMDadoda	8/12/2021 9:39:19 AM	apatel	8/12/2021 10:16:53 AM	Peak Integrated by Software incorrectly
M3157-01	VL037385.D	tert-Butyl alcohol	MMDadoda	8/12/2021 9:39:19 AM	apatel	8/12/2021 10:16:53 AM	Peak Integrated by Software incorrectly
M3157-01	VL037385.D	Tetrahydrofuran	MMDadoda	8/12/2021 9:39:19 AM	apatel	8/12/2021 10:16:53 AM	Peak Integrated by Software incorrectly
M3157-01	VL037385.D	Toluene	MMDadoda	8/12/2021 9:39:19	apatel	8/12/2021 10:16:53	Peak Integrated

				AM		AM	by Software incorrectly
M3157-01	VL037385.D	trans-1,2-Dichloroethene	MMDadoda	8/12/2021 9:39:19 AM	apatel	8/12/2021 10:16:53 AM	Peak Integrated by Software incorrectly
M3157-01	VL037385.D	Trichlorofluoromethane	MMDadoda	8/12/2021 9:39:19 AM	apatel	8/12/2021 10:16:53 AM	Peak Integrated by Software incorrectly
M3157-01DL	VL037386.D	Acetone	MMDadoda	8/12/2021 9:39:22 AM	apatel	8/12/2021 10:16:55 AM	Peak Integrated by Software incorrectly
M3157-01DL	VL037386.D	Carbon Tetrachloride	MMDadoda	8/12/2021 9:39:22 AM	apatel	8/12/2021 10:16:55 AM	Peak Integrated by Software incorrectly
M3157-01DL	VL037386.D	Chloroform	MMDadoda	8/12/2021 9:39:22 AM	apatel	8/12/2021 10:16:55 AM	Peak Integrated by Software incorrectly
M3157-01DL	VL037386.D	cis-1,2-Dichloroethene	MMDadoda	8/12/2021 9:39:22 AM	apatel	8/12/2021 10:16:55 AM	Peak Integrated by Software incorrectly
M3157-01DL	VL037386.D	Ethanol	MMDadoda	8/12/2021 9:39:22 AM	apatel	8/12/2021 10:16:55 AM	Peak Integrated by Software incorrectly
M3157-01DL	VL037386.D	Isopropyl Alcohol	MMDadoda	8/12/2021 9:39:22 AM	apatel	8/12/2021 10:16:55 AM	Peak Integrated by Software incorrectly
M3157-01DL	VL037386.D	Propene	MMDadoda	8/12/2021 9:39:22 AM	apatel	8/12/2021 10:16:55 AM	Peak Integrated by Software incorrectly
M3157-01DL	VL037386.D	Tetrachloroethene	MMDadoda	8/12/2021 9:39:22 AM	apatel	8/12/2021 10:16:55 AM	Peak Integrated by Software incorrectly
M3157-01DL	VL037386.D	Trichloroethene	MMDadoda	8/12/2021 9:39:22 AM	apatel	8/12/2021 10:16:55 AM	Peak Integrated by

CHEMTECH
284 Sheffield Street, Mountainside, NJ 07092 Phone: 908 789 8900 Fax: 908 789 8922

							Software incorrectly
M3157-02	VL037387.D	1,1,1-Trichloroethane	MMDadoda	8/12/2021 9:39:31 AM	apatel	8/12/2021 10:16:57 AM	Peak Integrated by Software incorrectly
M3157-02	VL037387.D	1,1,2-Trichlorotrifluoroethane	MMDadoda	8/12/2021 9:39:31 AM	apatel	8/12/2021 10:16:57 AM	Peak Integrated by Software incorrectly
M3157-02	VL037387.D	1,1-Dichloroethene	MMDadoda	8/12/2021 9:39:31 AM	apatel	8/12/2021 10:16:57 AM	Peak Integrated by Software incorrectly
M3157-02	VL037387.D	1,3,5-Trimethylbenzene	MMDadoda	8/12/2021 9:39:31 AM	apatel	8/12/2021 10:16:57 AM	Peak Integrated by Software incorrectly
M3157-02	VL037387.D	cis-1,2-Dichloroethene	MMDadoda	8/12/2021 9:39:31 AM	apatel	8/12/2021 10:16:57 AM	Peak Integrated by Software incorrectly
M3157-02	VL037387.D	Cyclohexane	MMDadoda	8/12/2021 9:39:31 AM	apatel	8/12/2021 10:16:57 AM	Peak Integrated by Software incorrectly
M3157-02	VL037387.D	Ethyl Benzene	MMDadoda	8/12/2021 9:39:31 AM	apatel	8/12/2021 10:16:57 AM	Peak Integrated by Software incorrectly
M3157-02	VL037387.D	Isopropyl Alcohol	MMDadoda	8/12/2021 9:39:31 AM	apatel	8/12/2021 10:16:57 AM	Peak Integrated by Software incorrectly
M3157-02	VL037387.D	m/p-Xylene	MMDadoda	8/12/2021 9:39:31 AM	apatel	8/12/2021 10:16:57 AM	Peak Integrated by Software incorrectly
M3157-02	VL037387.D	o-Xylene	MMDadoda	8/12/2021 9:39:31 AM	apatel	8/12/2021 10:16:57 AM	Peak Integrated by Software incorrectly
M3157-02	VL037387.D	Propene	MMDadoda	8/12/2021 9:39:31 AM	apatel	8/12/2021 10:16:57 AM	Peak Integrated by Software

CHEMTECH
284 Sheffield Street, Mountainside, NJ 07092 Phone: 908 789 8900 Fax: 908 789 8922

							incorrectly
M3157-02	VL037387.D	tert-Butyl alcohol	MMDadoda	8/12/2021 9:39:31 AM	apatel	8/12/2021 10:16:57 AM	Peak Integrated by Software incorrectly
M3157-02	VL037387.D	Tetrahydrofuran	MMDadoda	8/12/2021 9:39:31 AM	apatel	8/12/2021 10:16:57 AM	Peak Integrated by Software incorrectly
M3157-02	VL037387.D	Trichloroethene	MMDadoda	8/12/2021 9:39:31 AM	apatel	8/12/2021 10:16:57 AM	Peak Integrated by Software incorrectly
M3157-02	VL037387.D	Vinyl Chloride	MMDadoda	8/12/2021 9:39:31 AM	apatel	8/12/2021 10:16:57 AM	Peak Integrated by Software incorrectly
M3157-02DL	VL037388.D	1-Bromo-4-Fluorobenzene	MMDadoda	8/12/2021 9:39:35 AM	apatel	8/12/2021 10:16:59 AM	Peak Integrated by Software incorrectly
M3157-02DL	VL037388.D	Acetone	MMDadoda	8/12/2021 9:39:35 AM	apatel	8/12/2021 10:16:59 AM	Peak Integrated by Software incorrectly
M3157-02DL	VL037388.D	Carbon Tetrachloride	MMDadoda	8/12/2021 9:39:35 AM	apatel	8/12/2021 10:16:59 AM	Peak Integrated by Software incorrectly
M3157-02DL	VL037388.D	Ethanol	MMDadoda	8/12/2021 9:39:35 AM	apatel	8/12/2021 10:16:59 AM	Peak Integrated by Software incorrectly
M3157-02DL	VL037388.D	Hexane	MMDadoda	8/12/2021 9:39:35 AM	apatel	8/12/2021 10:16:59 AM	Peak Integrated by Software incorrectly
M3157-02DL	VL037388.D	Isopropyl Alcohol	MMDadoda	8/12/2021 9:39:35 AM	apatel	8/12/2021 10:16:59 AM	Peak Integrated by Software incorrectly
M3157-02DL	VL037388.D	Toluene	MMDadoda	8/12/2021 9:39:35 AM	apatel	8/12/2021 10:16:59 AM	Peak Integrated by Software incorrectly

CHEMTECH
284 Sheffield Street, Mountainside, NJ 07092 Phone: 908 789 8900 Fax: 908 789 8922

M3157-02DL	VL037388.D	Trichloroethene	MMDadoda	8/12/2021 9:39:35 AM	apatel	8/12/2021 10:16:59 AM	Peak Integrated by Software incorrectly
M3157-03	VL037389.D	1,1-Dichloroethane	MMDadoda	8/12/2021 9:39:42 AM	apatel	8/12/2021 10:17:00 AM	Peak Integrated by Software incorrectly
M3157-03	VL037389.D	1,2,4-Trimethylbenzene	MMDadoda	8/12/2021 9:39:42 AM	apatel	8/12/2021 10:17:00 AM	Peak Integrated by Software incorrectly
M3157-03	VL037389.D	Carbon Tetrachloride	MMDadoda	8/12/2021 9:39:42 AM	apatel	8/12/2021 10:17:00 AM	Peak Integrated by Software incorrectly
M3157-03	VL037389.D	Chlorodifluoromethane	MMDadoda	8/12/2021 9:39:42 AM	apatel	8/12/2021 10:17:00 AM	Peak Integrated by Software incorrectly
M3157-03	VL037389.D	Dichlorodifluoromethane	MMDadoda	8/12/2021 9:39:42 AM	apatel	8/12/2021 10:17:00 AM	Peak Integrated by Software incorrectly
M3157-03	VL037389.D	Ethyl Benzene	MMDadoda	8/12/2021 9:39:42 AM	apatel	8/12/2021 10:17:00 AM	Peak Integrated by Software incorrectly
M3157-03	VL037389.D	Isopropyl Alcohol	MMDadoda	8/12/2021 9:39:42 AM	apatel	8/12/2021 10:17:00 AM	Peak Integrated by Software incorrectly
M3157-03	VL037389.D	m/p-Xylene	MMDadoda	8/12/2021 9:39:42 AM	apatel	8/12/2021 10:17:00 AM	Peak Integrated by Software incorrectly
M3157-03	VL037389.D	o-Xylene	MMDadoda	8/12/2021 9:39:42 AM	apatel	8/12/2021 10:17:00 AM	Peak Integrated by Software incorrectly
M3157-03	VL037389.D	Propene	MMDadoda	8/12/2021 9:39:42 AM	apatel	8/12/2021 10:17:00 AM	Peak Integrated by Software incorrectly
M3157-03	VL037389.D	Tetrachloroethene	MMDadoda	8/12/2021	apatel	8/12/2021	Peak

				9:39:42 AM		10:17:00 AM	Integrated by Software incorrectly
M3157-03	VL037389.D	Tetrahydrofuran	MMDadoda	8/12/2021 9:39:42 AM	apatel	8/12/2021 10:17:00 AM	Peak Integrated by Software incorrectly
M3157-03	VL037389.D	trans-1,2-Dichloroethene	MMDadoda	8/12/2021 9:39:42 AM	apatel	8/12/2021 10:17:00 AM	Peak Integrated by Software incorrectly
M3157-03	VL037389.D	Vinyl Chloride	MMDadoda	8/12/2021 9:39:42 AM	apatel	8/12/2021 10:17:00 AM	Peak Integrated by Software incorrectly
M3157-03DL	VL037390.D	Acetone	MMDadoda	8/12/2021 9:39:45 AM	apatel	8/12/2021 10:17:02 AM	Peak Integrated by Software incorrectly
M3157-03DL	VL037390.D	Ethanol	MMDadoda	8/12/2021 9:39:45 AM	apatel	8/12/2021 10:17:02 AM	Peak Integrated by Software incorrectly
M3157-03DL	VL037390.D	Hexane	MMDadoda	8/12/2021 9:39:45 AM	apatel	8/12/2021 10:17:02 AM	Peak Integrated by Software incorrectly
M3157-03DL	VL037390.D	Propene	MMDadoda	8/12/2021 9:39:45 AM	apatel	8/12/2021 10:17:02 AM	Peak Integrated by Software incorrectly
M3157-03DL	VL037390.D	Toluene	MMDadoda	8/12/2021 9:39:45 AM	apatel	8/12/2021 10:17:02 AM	Peak Integrated by Software incorrectly
M3157-04	VL037391.D	1,2,4-Trimethylbenzene	MMDadoda	8/12/2021 9:39:49 AM	apatel	8/12/2021 10:17:04 AM	Peak Integrated by Software incorrectly
M3157-04	VL037391.D	Benzene	MMDadoda	8/12/2021 9:39:49 AM	apatel	8/12/2021 10:17:04 AM	Peak Integrated by Software incorrectly
M3157-04	VL037391.D	Carbon Tetrachloride	MMDadoda	8/12/2021 9:39:49	apatel	8/12/2021 10:17:04	Peak Integrated

				AM		AM	by Software incorrectly
M3157-04	VL037391.D	Chlorodifluoromethane	MMDadoda	8/12/2021 9:39:49 AM	apatel	8/12/2021 10:17:04 AM	Peak Integrated by Software incorrectly
M3157-04	VL037391.D	Chloroform	MMDadoda	8/12/2021 9:39:49 AM	apatel	8/12/2021 10:17:04 AM	Peak Integrated by Software incorrectly
M3157-04	VL037391.D	Chloromethane	MMDadoda	8/12/2021 9:39:49 AM	apatel	8/12/2021 10:17:04 AM	Peak Integrated by Software incorrectly
M3157-04	VL037391.D	Cyclohexane	MMDadoda	8/12/2021 9:39:49 AM	apatel	8/12/2021 10:17:04 AM	Peak Integrated by Software incorrectly
M3157-04	VL037391.D	Dichlorodifluoromethane	MMDadoda	8/12/2021 9:39:49 AM	apatel	8/12/2021 10:17:04 AM	Peak Integrated by Software incorrectly
M3157-04	VL037391.D	Ethyl Benzene	MMDadoda	8/12/2021 9:39:49 AM	apatel	8/12/2021 10:17:04 AM	Peak Integrated by Software incorrectly
M3157-04	VL037391.D	Isopropyl Alcohol	MMDadoda	8/12/2021 9:39:49 AM	apatel	8/12/2021 10:17:04 AM	Peak Integrated by Software incorrectly
M3157-04	VL037391.D	m/p-Xylene	MMDadoda	8/12/2021 9:39:49 AM	apatel	8/12/2021 10:17:04 AM	Peak Integrated by Software incorrectly
M3157-04	VL037391.D	o-Xylene	MMDadoda	8/12/2021 9:39:49 AM	apatel	8/12/2021 10:17:04 AM	Peak Integrated by Software incorrectly
M3157-04	VL037391.D	Tetrachloroethene	MMDadoda	8/12/2021 9:39:49 AM	apatel	8/12/2021 10:17:04 AM	Peak Integrated by Software incorrectly
M3157-04	VL037391.D	Trichloroethene	MMDadoda	8/12/2021 9:39:49 AM	apatel	8/12/2021 10:17:04 AM	Peak Integrated by

							Software incorrectly
M3157-05	VL037392.D	1,1,1-Trichloroethane	MMDadoda	8/12/2021 9:39:53 AM	apatel	8/12/2021 10:17:05 AM	Peak Integrated by Software incorrectly
M3157-05	VL037392.D	2,2,4-Trimethylpentane	MMDadoda	8/12/2021 9:39:53 AM	apatel	8/12/2021 10:17:05 AM	Peak Integrated by Software incorrectly
M3157-05	VL037392.D	Benzene	MMDadoda	8/12/2021 9:39:53 AM	apatel	8/12/2021 10:17:05 AM	Peak Integrated by Software incorrectly
M3157-05	VL037392.D	Carbon Tetrachloride	MMDadoda	8/12/2021 9:39:53 AM	apatel	8/12/2021 10:17:05 AM	Peak Integrated by Software incorrectly
M3157-05	VL037392.D	Chlorodifluoromethane	MMDadoda	8/12/2021 9:39:53 AM	apatel	8/12/2021 10:17:05 AM	Peak Integrated by Software incorrectly
M3157-05	VL037392.D	Chloroform	MMDadoda	8/12/2021 9:39:53 AM	apatel	8/12/2021 10:17:05 AM	Peak Integrated by Software incorrectly
M3157-05	VL037392.D	Chloromethane	MMDadoda	8/12/2021 9:39:53 AM	apatel	8/12/2021 10:17:05 AM	Peak Integrated by Software incorrectly
M3157-05	VL037392.D	Ethanol	MMDadoda	8/12/2021 9:39:53 AM	apatel	8/12/2021 10:17:05 AM	Peak Integrated by Software incorrectly
M3157-05	VL037392.D	Isopropyl Alcohol	MMDadoda	8/12/2021 9:39:53 AM	apatel	8/12/2021 10:17:05 AM	Peak Integrated by Software incorrectly
M3157-05	VL037392.D	m/p-Xylene	MMDadoda	8/12/2021 9:39:53 AM	apatel	8/12/2021 10:17:05 AM	Peak Integrated by Software incorrectly
M3157-05	VL037392.D	Propene	MMDadoda	8/12/2021 9:39:53 AM	apatel	8/12/2021 10:17:05 AM	Peak Integrated by Software

							incorrectly
M3157-05	VL037392.D	Tetrachloroethene	MMDadoda	8/12/2021 9:39:53 AM	apatel	8/12/2021 10:17:05 AM	Peak Integrated by Software incorrectly
M3157-04DL	VL037395.D	2-Butanone	MMDadoda	8/12/2021 9:40:26 AM	apatel	8/12/2021 10:17:11 AM	Peak Integrated by Software incorrectly
M3157-04DL	VL037395.D	Acetone	MMDadoda	8/12/2021 9:40:26 AM	apatel	8/12/2021 10:17:11 AM	Peak Integrated by Software incorrectly
M3157-04DL	VL037395.D	Carbon Tetrachloride	MMDadoda	8/12/2021 9:40:26 AM	apatel	8/12/2021 10:17:11 AM	Peak Integrated by Software incorrectly
M3157-04DL	VL037395.D	Chlorodifluoromethane	MMDadoda	8/12/2021 9:40:26 AM	apatel	8/12/2021 10:17:11 AM	Peak Integrated by Software incorrectly
M3157-04DL	VL037395.D	cis-1,2-Dichloroethene	MMDadoda	8/12/2021 9:40:26 AM	apatel	8/12/2021 10:17:11 AM	Peak Integrated by Software incorrectly
M3157-04DL	VL037395.D	Ethanol	MMDadoda	8/12/2021 9:40:26 AM	apatel	8/12/2021 10:17:11 AM	Peak Integrated by Software incorrectly
M3157-04DL	VL037395.D	Isopropyl Alcohol	MMDadoda	8/12/2021 9:40:26 AM	apatel	8/12/2021 10:17:11 AM	Peak Integrated by Software incorrectly
M3157-04DL	VL037395.D	m/p-Xylene	MMDadoda	8/12/2021 9:40:26 AM	apatel	8/12/2021 10:17:11 AM	Peak Integrated by Software incorrectly
M3157-04DL	VL037395.D	Propene	MMDadoda	8/12/2021 9:40:26 AM	apatel	8/12/2021 10:17:11 AM	Peak Integrated by Software incorrectly
M3157-04DL	VL037395.D	Tetrachloroethene	MMDadoda	8/12/2021 9:40:26 AM	apatel	8/12/2021 10:17:11 AM	Peak Integrated by Software incorrectly

CHEMTECH
284 Sheffield Street, Mountainside, NJ 07092 Phone: 908 789 8900 Fax: 908 789 8922

M3157-04DL	VL037395.D	Toluene	MMDadoda	8/12/2021 9:40:26 AM	apatel	8/12/2021 10:17:11 AM	Peak Integrated by Software incorrectly
M3157-04DL	VL037395.D	Trichloroethene	MMDadoda	8/12/2021 9:40:26 AM	apatel	8/12/2021 10:17:11 AM	Peak Integrated by Software incorrectly
M3157-05DUP	VL037396.D	1,1,1-Trichloroethane	MMDadoda	8/12/2021 9:40:30 AM	apatel	8/12/2021 10:17:12 AM	Peak Integrated by Software incorrectly
M3157-05DUP	VL037396.D	1,1,2-Trichlorotrifluoroethane	MMDadoda	8/12/2021 9:40:30 AM	apatel	8/12/2021 10:17:12 AM	Peak Integrated by Software incorrectly
M3157-05DUP	VL037396.D	Acetone	MMDadoda	8/12/2021 9:40:30 AM	apatel	8/12/2021 10:17:12 AM	Peak Integrated by Software incorrectly
M3157-05DUP	VL037396.D	Benzene	MMDadoda	8/12/2021 9:40:30 AM	apatel	8/12/2021 10:17:12 AM	Peak Integrated by Software incorrectly
M3157-05DUP	VL037396.D	Carbon Tetrachloride	MMDadoda	8/12/2021 9:40:30 AM	apatel	8/12/2021 10:17:12 AM	Peak Integrated by Software incorrectly
M3157-05DUP	VL037396.D	Chlorodifluoromethane	MMDadoda	8/12/2021 9:40:30 AM	apatel	8/12/2021 10:17:12 AM	Peak Integrated by Software incorrectly
M3157-05DUP	VL037396.D	Chloromethane	MMDadoda	8/12/2021 9:40:30 AM	apatel	8/12/2021 10:17:12 AM	Peak Integrated by Software incorrectly
M3157-05DUP	VL037396.D	Isopropyl Alcohol	MMDadoda	8/12/2021 9:40:30 AM	apatel	8/12/2021 10:17:12 AM	Peak Integrated by Software incorrectly
M3157-05DUP	VL037396.D	m/p-Xylene	MMDadoda	8/12/2021 9:40:30 AM	apatel	8/12/2021 10:17:12 AM	Peak Integrated by Software incorrectly
M3157-	VL037396.D	Propene	MMDadoda	8/12/2021	apatel	8/12/2021	Peak

05DUP				9:40:30 AM		10:17:12 AM	Integrated by Software incorrectly
M3157-05DUP	VL037396.D	Tetrachloroethene	MMDadoda	8/12/2021 9:40:30 AM	apatel	8/12/2021 10:17:12 AM	Peak Integrated by Software incorrectly
M3157-05DUP	VL037396.D	trans-1,2-Dichloroethene	MMDadoda	8/12/2021 9:40:30 AM	apatel	8/12/2021 10:17:12 AM	Peak Integrated by Software incorrectly
M3157-05DUP	VL037396.D	Trichlorofluoromethane	MMDadoda	8/12/2021 9:40:30 AM	apatel	8/12/2021 10:17:12 AM	Peak Integrated by Software incorrectly
M3157-06	VL037397.D	1,2,4-Trimethylbenzene	MMDadoda	8/12/2021 9:40:42 AM	apatel	8/12/2021 10:17:15 AM	Peak Integrated by Software incorrectly
M3157-06	VL037397.D	2,2,4-Trimethylpentane	MMDadoda	8/12/2021 9:40:42 AM	apatel	8/12/2021 10:17:15 AM	Peak Integrated by Software incorrectly
M3157-06	VL037397.D	4-Methyl-2-Pentanone	MMDadoda	8/12/2021 9:40:42 AM	apatel	8/12/2021 10:17:15 AM	Peak Integrated by Software incorrectly
M3157-06	VL037397.D	Tetrachloroethene	MMDadoda	8/12/2021 9:40:42 AM	apatel	8/12/2021 10:17:15 AM	Peak Integrated by Software incorrectly
M3157-06	VL037397.D	Trichlorofluoromethane	MMDadoda	8/12/2021 9:40:42 AM	apatel	8/12/2021 10:17:15 AM	Peak Integrated by Software incorrectly
M3157-07	VL037398.D	1,2,4-Trimethylbenzene	MMDadoda	8/12/2021 9:41:44 AM	apatel	8/12/2021 10:17:17 AM	Peak Integrated by Software incorrectly
M3157-07	VL037398.D	2,2,4-Trimethylpentane	MMDadoda	8/12/2021 9:41:44 AM	apatel	8/12/2021 10:17:17 AM	Peak Integrated by Software incorrectly
M3157-07	VL037398.D	Benzene	MMDadoda	8/12/2021 9:41:44	apatel	8/12/2021 10:17:17	Peak Integrated

				AM		AM	by Software incorrectly
M3157-07	VL037398.D	Carbon Tetrachloride	MMDadoda	8/12/2021 9:41:44 AM	apatel	8/12/2021 10:17:17 AM	Peak Integrated by Software incorrectly
M3157-07	VL037398.D	Chlorodifluoromethane	MMDadoda	8/12/2021 9:41:44 AM	apatel	8/12/2021 10:17:17 AM	Peak Integrated by Software incorrectly
M3157-07	VL037398.D	Chloroform	MMDadoda	8/12/2021 9:41:44 AM	apatel	8/12/2021 10:17:17 AM	Peak Integrated by Software incorrectly
M3157-07	VL037398.D	Isopropyl Alcohol	MMDadoda	8/12/2021 9:41:44 AM	apatel	8/12/2021 10:17:17 AM	Peak Integrated by Software incorrectly
M3157-07	VL037398.D	m/p-Xylene	MMDadoda	8/12/2021 9:41:44 AM	apatel	8/12/2021 10:17:17 AM	Peak Integrated by Software incorrectly
M3157-07	VL037398.D	Propene	MMDadoda	8/12/2021 9:41:44 AM	apatel	8/12/2021 10:17:17 AM	Peak Integrated by Software incorrectly
M3157-07	VL037398.D	Tetrachloroethene	MMDadoda	8/12/2021 9:41:44 AM	apatel	8/12/2021 10:17:17 AM	Peak Integrated by Software incorrectly
M3157-07	VL037398.D	Tetrahydrofuran	MMDadoda	8/12/2021 9:41:44 AM	apatel	8/12/2021 10:17:17 AM	Peak Integrated by Software incorrectly
M3157-07	VL037398.D	Trichlorofluoromethane	MMDadoda	8/12/2021 9:41:44 AM	apatel	8/12/2021 10:17:17 AM	Peak Integrated by Software incorrectly
M3157-09	VL037399.D	1,2,4-Trimethylbenzene	MMDadoda	8/12/2021 9:40:47 AM	apatel	8/12/2021 10:17:19 AM	Peak Integrated by Software incorrectly
M3157-09	VL037399.D	1,3,5-Trimethylbenzene	MMDadoda	8/12/2021 9:40:47 AM	apatel	8/12/2021 10:17:19 AM	Peak Integrated by

							Software incorrectly
M3157-09	VL037399.D	2-Hexanone	MMDadoda	8/12/2021 9:40:47 AM	apatel	8/12/2021 10:17:19 AM	Peak Integrated by Software incorrectly
M3157-09	VL037399.D	4-Methyl-2-Pentanone	MMDadoda	8/12/2021 9:40:47 AM	apatel	8/12/2021 10:17:19 AM	Peak Integrated by Software incorrectly
M3157-09	VL037399.D	Carbon Tetrachloride	MMDadoda	8/12/2021 9:40:47 AM	apatel	8/12/2021 10:17:19 AM	Peak Integrated by Software incorrectly
M3157-09	VL037399.D	Chlorodifluoromethane	MMDadoda	8/12/2021 9:40:47 AM	apatel	8/12/2021 10:17:19 AM	Peak Integrated by Software incorrectly
M3157-09	VL037399.D	Chloromethane	MMDadoda	8/12/2021 9:40:47 AM	apatel	8/12/2021 10:17:19 AM	Peak Integrated by Software incorrectly
M3157-09	VL037399.D	Cyclohexane	MMDadoda	8/12/2021 9:40:47 AM	apatel	8/12/2021 10:17:19 AM	Peak Integrated by Software incorrectly
M3157-09	VL037399.D	Dichlorodifluoromethane	MMDadoda	8/12/2021 9:40:47 AM	apatel	8/12/2021 10:17:19 AM	Peak Integrated by Software incorrectly
M3157-09	VL037399.D	Isopropyl Alcohol	MMDadoda	8/12/2021 9:40:47 AM	apatel	8/12/2021 10:17:19 AM	Peak Integrated by Software incorrectly
M3157-09	VL037399.D	m/p-Xylene	MMDadoda	8/12/2021 9:40:47 AM	apatel	8/12/2021 10:17:19 AM	Peak Integrated by Software incorrectly
M3157-09	VL037399.D	o-Xylene	MMDadoda	8/12/2021 9:40:47 AM	apatel	8/12/2021 10:17:19 AM	Peak Integrated by Software incorrectly
M3157-09	VL037399.D	Propene	MMDadoda	8/12/2021 9:40:47 AM	apatel	8/12/2021 10:17:19 AM	Peak Integrated by Software

							incorrectly
M3157-09	VL037399.D	Styrene	MMDadoda	8/12/2021 9:40:47 AM	apatel	8/12/2021 10:17:19 AM	Peak Integrated by Software incorrectly
M3157-09	VL037399.D	tert-Butyl alcohol	MMDadoda	8/12/2021 9:40:47 AM	apatel	8/12/2021 10:17:19 AM	Peak Integrated by Software incorrectly
M3157-09	VL037399.D	Trichloroethene	MMDadoda	8/12/2021 9:40:47 AM	apatel	8/12/2021 10:17:19 AM	Peak Integrated by Software incorrectly
M3157-09	VL037399.D	Trichlorofluoromethane	MMDadoda	8/12/2021 9:40:47 AM	apatel	8/12/2021 10:17:19 AM	Peak Integrated by Software incorrectly
M3157-09DL	VL037400.D	2-Butanone	MMDadoda	8/12/2021 9:40:56 AM	apatel	8/12/2021 10:17:20 AM	Peak Integrated by Software incorrectly
M3157-09DL	VL037400.D	4-Methyl-2-Pentanone	MMDadoda	8/12/2021 9:40:56 AM	apatel	8/12/2021 10:17:20 AM	Peak Integrated by Software incorrectly
M3157-09DL	VL037400.D	Chlorodifluoromethane	MMDadoda	8/12/2021 9:40:56 AM	apatel	8/12/2021 10:17:20 AM	Peak Integrated by Software incorrectly
M3157-09DL	VL037400.D	Ethanol	MMDadoda	8/12/2021 9:40:56 AM	apatel	8/12/2021 10:17:20 AM	Peak Integrated by Software incorrectly
M3157-09DL	VL037400.D	Isopropyl Alcohol	MMDadoda	8/12/2021 9:40:56 AM	apatel	8/12/2021 10:17:20 AM	Peak Integrated by Software incorrectly
M3157-09DL	VL037400.D	Propene	MMDadoda	8/12/2021 9:40:56 AM	apatel	8/12/2021 10:17:20 AM	Peak Integrated by Software incorrectly
M3157-09DL	VL037400.D	Tetrachloroethene	MMDadoda	8/12/2021 9:40:56 AM	apatel	8/12/2021 10:17:20 AM	Peak Integrated by Software incorrectly

CHEMTECH
284 Sheffield Street, Mountainside, NJ 07092 Phone: 908 789 8900 Fax: 908 789 8922

M3157-10	VL037401.D	1,2-Dichloroethane	MMDadoda	8/12/2021 9:41:08 AM	apatel	8/12/2021 10:17:22 AM	Peak Integrated by Software incorrectly
M3157-10	VL037401.D	1,3,5-Trimethylbenzene	MMDadoda	8/12/2021 9:41:08 AM	apatel	8/12/2021 10:17:22 AM	Peak Integrated by Software incorrectly
M3157-10	VL037401.D	Carbon Tetrachloride	MMDadoda	8/12/2021 9:41:08 AM	apatel	8/12/2021 10:17:22 AM	Peak Integrated by Software incorrectly
M3157-10	VL037401.D	Chlorodifluoromethane	MMDadoda	8/12/2021 9:41:08 AM	apatel	8/12/2021 10:17:22 AM	Peak Integrated by Software incorrectly
M3157-10	VL037401.D	Chloroform	MMDadoda	8/12/2021 9:41:08 AM	apatel	8/12/2021 10:17:22 AM	Peak Integrated by Software incorrectly
M3157-10	VL037401.D	Naphthalene	MMDadoda	8/12/2021 9:41:08 AM	apatel	8/12/2021 10:17:22 AM	Peak Integrated by Software incorrectly
M3157-10	VL037401.D	p-Isopropyltoluene	MMDadoda	8/12/2021 9:41:08 AM	apatel	8/12/2021 10:17:22 AM	Peak Integrated by Software incorrectly
M3157-10	VL037401.D	Propene	MMDadoda	8/12/2021 9:41:08 AM	apatel	8/12/2021 10:17:22 AM	Peak Integrated by Software incorrectly
M3157-10	VL037401.D	Tetrachloroethene	MMDadoda	8/12/2021 9:41:08 AM	apatel	8/12/2021 10:17:22 AM	Peak Integrated by Software incorrectly
M3157-10	VL037401.D	trans-1,2-Dichloroethene	MMDadoda	8/12/2021 9:41:08 AM	apatel	8/12/2021 10:17:22 AM	Peak Integrated by Software incorrectly
M3157-10	VL037401.D	Trichloroethene	MMDadoda	8/12/2021 9:41:08 AM	apatel	8/12/2021 10:17:22 AM	Peak Integrated by Software incorrectly
M3157-10	VL037401.D	Trichlorofluoromethane	MMDadoda	8/12/2021	apatel	8/12/2021	Peak

CHEMTECH
284 Sheffield Street, Mountainside, NJ 07092 Phone: 908 789 8900 Fax: 908 789 8922

				9:41:08 AM		10:17:22 AM	Integrated by Software incorrectly
M3157-10DL	VL037402.D	1,2,4-Trimethylbenzene	MMDadoda	8/12/2021 9:41:12 AM	apatel	8/12/2021 10:17:23 AM	Peak Integrated by Software incorrectly
M3157-10DL	VL037402.D	2-Butanone	MMDadoda	8/12/2021 9:41:12 AM	apatel	8/12/2021 10:17:23 AM	Peak Integrated by Software incorrectly
M3157-10DL	VL037402.D	4-Methyl-2-Pentanone	MMDadoda	8/12/2021 9:41:12 AM	apatel	8/12/2021 10:17:23 AM	Peak Integrated by Software incorrectly
M3157-10DL	VL037402.D	Acetone	MMDadoda	8/12/2021 9:41:12 AM	apatel	8/12/2021 10:17:23 AM	Peak Integrated by Software incorrectly
M3157-10DL	VL037402.D	Benzene	MMDadoda	8/12/2021 9:41:12 AM	apatel	8/12/2021 10:17:23 AM	Peak Integrated by Software incorrectly
M3157-10DL	VL037402.D	Cyclohexane	MMDadoda	8/12/2021 9:41:12 AM	apatel	8/12/2021 10:17:23 AM	Peak Integrated by Software incorrectly
M3157-10DL	VL037402.D	Ethanol	MMDadoda	8/12/2021 9:41:12 AM	apatel	8/12/2021 10:17:23 AM	Peak Integrated by Software incorrectly
M3157-10DL	VL037402.D	Ethyl Benzene	MMDadoda	8/12/2021 9:41:12 AM	apatel	8/12/2021 10:17:23 AM	Peak Integrated by Software incorrectly
M3157-10DL	VL037402.D	Heptane	MMDadoda	8/12/2021 9:41:12 AM	apatel	8/12/2021 10:17:23 AM	Peak Integrated by Software incorrectly
M3157-10DL	VL037402.D	m/p-Xylene	MMDadoda	8/12/2021 9:41:12 AM	apatel	8/12/2021 10:17:23 AM	Peak Integrated by Software incorrectly
M3157-10DL	VL037402.D	o-Xylene	MMDadoda	8/12/2021 9:41:12	apatel	8/12/2021 10:17:23	Peak Integrated

CHEMTECH
284 Sheffield Street, Mountainside, NJ 07092 Phone: 908 789 8900 Fax: 908 789 8922

				AM		AM	by Software incorrectly
M3157-10DL	VL037402.D	Styrene	MMDadoda	8/12/2021 9:41:12 AM	apatel	8/12/2021 10:17:23 AM	Peak Integrated by Software incorrectly
M3157-10DL	VL037402.D	tert-Butyl alcohol	MMDadoda	8/12/2021 9:41:12 AM	apatel	8/12/2021 10:17:23 AM	Peak Integrated by Software incorrectly

Manual Integration Report

Sequence	vl081221	Instrument	MSVOA_l

Sample ID	File ID	Parameter	Review By	Review On	Supervised By	Supervised On	Reason
VSTDICCC010	VL037409.D	2-Butanone	sam	8/13/2021 8:10:48 AM	apatel	8/13/2021 11:06:29 AM	Peak Integrated by Software incorrectly
VSTDICCC010	VL037409.D	Benzyl Chloride	sam	8/13/2021 8:10:48 AM	apatel	8/13/2021 11:06:29 AM	Peak Integrated by Software incorrectly
VSTDICCC010	VL037409.D	Chlorobenzene-d5	sam	8/13/2021 8:10:48 AM	apatel	8/13/2021 11:06:29 AM	Peak Integrated by Software incorrectly
VSTDICCC010	VL037409.D	Ethanol	sam	8/13/2021 8:10:48 AM	apatel	8/13/2021 11:06:29 AM	Peak Integrated by Software incorrectly
VSTDICCC010	VL037409.D	m/p-Xylene	sam	8/13/2021 8:10:48 AM	apatel	8/13/2021 11:06:29 AM	Peak Integrated by Software incorrectly
VSTDICC002	VL037410.D	1,1,2-Trichloroethane	sam	8/13/2021 8:38:48 AM	apatel	8/13/2021 11:06:32 AM	Peak Integrated by Software incorrectly
VSTDICC002	VL037410.D	1,1-Dichloroethene	sam	8/13/2021 8:38:48 AM	apatel	8/13/2021 11:06:32 AM	Peak Integrated by Software incorrectly
VSTDICC002	VL037410.D	1,2,4-Trichlorobenzene	sam	8/13/2021 8:38:48 AM	apatel	8/13/2021 11:06:32 AM	Peak Integrated by Software incorrectly
VSTDICC002	VL037410.D	1,2-Dichlorobenzene	sam	8/13/2021 8:38:48 AM	apatel	8/13/2021 11:06:32 AM	Peak Integrated by Software incorrectly
VSTDICC002	VL037410.D	1,2-Dichloroethane	sam	8/13/2021 8:38:48 AM	apatel	8/13/2021 11:06:32 AM	Peak Integrated by Software incorrectly

CHEMTECH
284 Sheffield Street, Mountainside, NJ 07092 Phone: 908 789 8900 Fax: 908 789 8922

VSTDICC002	VL037410.D	1,3-Butadiene	sam	8/13/2021 8:38:48 AM	apatel	8/13/2021 11:06:32 AM	Peak Integrated by Software incorrectly
VSTDICC002	VL037410.D	m/p-Xylene	sam	8/13/2021 8:38:48 AM	apatel	8/13/2021 11:06:32 AM	Peak Integrated by Software incorrectly
VSTDICC002	VL037410.D	Methyl Methacrylate	sam	8/13/2021 8:38:48 AM	apatel	8/13/2021 11:06:32 AM	Peak Integrated by Software incorrectly
VSTDICC002	VL037410.D	Methylene Chloride	sam	8/13/2021 8:38:48 AM	apatel	8/13/2021 11:06:32 AM	Peak Integrated by Software incorrectly
VSTDICC002	VL037410.D	n-propylbenzene	sam	8/13/2021 8:38:48 AM	apatel	8/13/2021 11:06:32 AM	Peak Integrated by Software incorrectly
VSTDICC002	VL037410.D	Naphthalene	sam	8/13/2021 8:38:48 AM	apatel	8/13/2021 11:06:32 AM	Peak Integrated by Software incorrectly
VSTDICC002	VL037410.D	Naphthalene,2-methyl-	sam	8/13/2021 8:38:48 AM	apatel	8/13/2021 11:06:32 AM	Peak Integrated by Software incorrectly
VSTDICC002	VL037410.D	tert-Butyl alcohol	sam	8/13/2021 8:38:48 AM	apatel	8/13/2021 11:06:32 AM	Peak Integrated by Software incorrectly
VSTDICC002	VL037410.D	Tetrachloroethene	sam	8/13/2021 8:38:48 AM	apatel	8/13/2021 11:06:32 AM	Peak Integrated by Software incorrectly
VSTDICC002	VL037410.D	Tetrahydrofuran	sam	8/13/2021 8:38:48 AM	apatel	8/13/2021 11:06:32 AM	Peak Integrated by Software incorrectly
VSTDICC001	VL037411.D	1,1,2-Trichloroethane	sam	8/13/2021 8:38:54 AM	apatel	8/13/2021 11:06:45 AM	Peak Integrated by Software incorrectly
VSTDICC001	VL037411.D	1,2,4-Trichlorobenzene	sam	8/13/2021 8:38:54 AM	apatel	8/13/2021 11:06:45 AM	Peak Integrated by Software incorrectly
VSTDICC001	VL037411.D	1,2-Dichlorobenzene	sam	8/13/2021 8:38:54 AM	apatel	8/13/2021 11:06:45 AM	Peak Integrated by Software incorrectly
VSTDICC001	VL037411.D	Tetrachloroethene	sam	8/13/2021 8:38:54 AM	apatel	8/13/2021 11:06:45 AM	Peak Integrated by Software incorrectly
VSTDICC001	VL037411.D	Tetrahydrofuran	sam	8/13/2021 8:38:54 AM	apatel	8/13/2021 11:06:45 AM	Peak Integrated by Software incorrectly
VSTDICC001	VL037411.D	Toluene	sam	8/13/2021 8:38:54 AM	apatel	8/13/2021 11:06:45 AM	Peak Integrated by Software incorrectly
VSTDICC001	VL037411.D	Trichloroethene	sam	8/13/2021 8:38:54 AM	apatel	8/13/2021 11:06:45 AM	Peak Integrated by Software incorrectly
VSTDICC001	VL037411.D	Vinyl Acetate	sam	8/13/2021 8:38:54	apatel	8/13/2021 11:06:45	Peak Integrated by Software

				AM		AM	incorrectly
VSTDICC001	VL037411.D	Vinyl Chloride	sam	8/13/2021 8:38:54 AM	apatel	8/13/2021 11:06:45 AM	Peak Integrated by Software incorrectly
VSTDICC0.5	VL037412.D	1,1,2,2-Tetrachloroethane	sam	8/13/2021 8:39:21 AM	apatel	8/13/2021 11:06:52 AM	Peak Integrated by Software incorrectly
VSTDICC0.5	VL037412.D	1,1,2-Trichloroethane	sam	8/13/2021 8:39:21 AM	apatel	8/13/2021 11:06:52 AM	Peak Integrated by Software incorrectly
VSTDICC0.5	VL037412.D	1,1-Dichloroethene	sam	8/13/2021 8:39:21 AM	apatel	8/13/2021 11:06:52 AM	Peak Integrated by Software incorrectly
VSTDICC0.5	VL037412.D	1,2,4-Trichlorobenzene	sam	8/13/2021 8:39:21 AM	apatel	8/13/2021 11:06:52 AM	Peak Integrated by Software incorrectly
VSTDICC0.5	VL037412.D	1,2,4-Trimethylbenzene	sam	8/13/2021 8:39:21 AM	apatel	8/13/2021 11:06:52 AM	Peak Integrated by Software incorrectly
VSTDICC0.5	VL037412.D	1,2-Dibromoethane	sam	8/13/2021 8:39:21 AM	apatel	8/13/2021 11:06:52 AM	Peak Integrated by Software incorrectly
VSTDICC0.5	VL037412.D	tert-Butyl alcohol	sam	8/13/2021 8:39:21 AM	apatel	8/13/2021 11:06:52 AM	Peak Integrated by Software incorrectly
VSTDICC0.5	VL037412.D	Tetrachloroethene	sam	8/13/2021 8:39:21 AM	apatel	8/13/2021 11:06:52 AM	Peak Integrated by Software incorrectly
VSTDICC0.5	VL037412.D	Tetrahydrofuran	sam	8/13/2021 8:39:21 AM	apatel	8/13/2021 11:06:52 AM	Peak Integrated by Software incorrectly
VSTDICC0.5	VL037412.D	Toluene	sam	8/13/2021 8:39:21 AM	apatel	8/13/2021 11:06:52 AM	Peak Integrated by Software incorrectly
VSTDICC0.5	VL037412.D	trans-1,2-Dichloroethene	sam	8/13/2021 8:39:21 AM	apatel	8/13/2021 11:06:52 AM	Peak Integrated by Software incorrectly
VSTDICC0.5	VL037412.D	Trichloroethene	sam	8/13/2021 8:39:21 AM	apatel	8/13/2021 11:06:52 AM	Peak Integrated by Software incorrectly
VSTDICC0.1	VL037413.D	1,1,1-Trichloroethane	sam	8/13/2021 8:39:10 AM	apatel	8/13/2021 11:06:54 AM	Peak Integrated by Software incorrectly
VSTDICC0.1	VL037413.D	1,1,2,2-Tetrachloroethane	sam	8/13/2021 8:39:10 AM	apatel	8/13/2021 11:06:54 AM	Peak Integrated by Software incorrectly
VSTDICC0.1	VL037413.D	Carbon Tetrachloride	sam	8/13/2021 8:39:10 AM	apatel	8/13/2021 11:06:54 AM	Peak Integrated by Software incorrectly
VSTDICC0.1	VL037413.D	Tetrachloroethene	sam	8/13/2021 8:39:10 AM	apatel	8/13/2021 11:06:54 AM	Peak Integrated by Software incorrectly
VSTDICC0.1	VL037413.D	Trichloroethene	sam	8/13/2021	apatel	8/13/2021	Peak Integrated

				8:39:10 AM		11:06:54 AM	by Software incorrectly
VSTDICC0.03	VL037414.D	1,1,1-Trichloroethane	sam	8/13/2021 8:39:41 AM	apatel	8/13/2021 11:06:56 AM	Peak Integrated by Software incorrectly
VSTDICC0.03	VL037414.D	1,1,2,2-Tetrachloroethane	sam	8/13/2021 8:39:41 AM	apatel	8/13/2021 11:06:56 AM	Peak Integrated by Software incorrectly
VSTDICC0.03	VL037414.D	Carbon Tetrachloride	sam	8/13/2021 8:39:41 AM	apatel	8/13/2021 11:06:56 AM	Peak Integrated by Software incorrectly
VSTDICC0.03	VL037414.D	Tetrachloroethene	sam	8/13/2021 8:39:41 AM	apatel	8/13/2021 11:06:56 AM	Peak Integrated by Software incorrectly
VSTDICC0.03	VL037414.D	Trichloroethene	sam	8/13/2021 8:39:41 AM	apatel	8/13/2021 11:06:56 AM	Peak Integrated by Software incorrectly
VSTDICC0.03	VL037414.D	Vinyl Chloride	sam	8/13/2021 8:39:41 AM	apatel	8/13/2021 11:06:56 AM	Peak Integrated by Software incorrectly
VSTDICC015	VL037415.D	1,4-Dichlorobenzene	sam	8/13/2021 8:39:47 AM	apatel	8/13/2021 11:06:58 AM	Peak Integrated by Software incorrectly
VSTDICC015	VL037415.D	1,4-Dioxane	sam	8/13/2021 8:39:47 AM	apatel	8/13/2021 11:06:58 AM	Peak Integrated by Software incorrectly
VSTDICC015	VL037415.D	Chlorobenzene-d5	sam	8/13/2021 8:39:47 AM	apatel	8/13/2021 11:06:58 AM	Peak Integrated by Software incorrectly
VSTDICC015	VL037415.D	Ethanol	sam	8/13/2021 8:39:47 AM	apatel	8/13/2021 11:06:58 AM	Peak Integrated by Software incorrectly
VSTDICV010	VL037416.D	2-Hexanone	sam	8/13/2021 8:40:35 AM	apatel	8/13/2021 11:06:59 AM	Peak Integrated by Software incorrectly
VSTDICV010	VL037416.D	Chlorobenzene-d5	sam	8/13/2021 8:40:35 AM	apatel	8/13/2021 11:06:59 AM	Peak Integrated by Software incorrectly
VSTDICV010	VL037416.D	Ethanol	sam	8/13/2021 8:40:35 AM	apatel	8/13/2021 11:06:59 AM	Peak Integrated by Software incorrectly
VSTDICV010	VL037416.D	m/p-Xylene	sam	8/13/2021 8:40:35 AM	apatel	8/13/2021 11:06:59 AM	Peak Integrated by Software incorrectly
VL0812ABS01	VL037418.D	2-Hexanone	sam	8/13/2021 8:40:44 AM	apatel	8/13/2021 11:07:01 AM	Peak Integrated by Software incorrectly
VL0812ABS01	VL037418.D	Benzyl Chloride	sam	8/13/2021 8:40:44 AM	apatel	8/13/2021 11:07:01 AM	Peak Integrated by Software incorrectly
VL0812ABS01	VL037418.D	Chlorobenzene-d5	sam	8/13/2021 8:40:44 AM	apatel	8/13/2021 11:07:01 AM	Peak Integrated by Software incorrectly

CHEMTECH
284 Sheffield Street, Mountainside, NJ 07092 Phone: 908 789 8900 Fax: 908 789 8922

VL0812ABS01	VL037418.D	m/p-Xylene	sam	8/13/2021 8:40:44 AM	apatel	8/13/2021 11:07:01 AM	Peak Integrated by Software incorrectly
M3157-06DL	VL037427.D	Ethanol	sam	8/13/2021 8:41:08 AM	apatel	8/13/2021 11:07:14 AM	Peak Integrated by Software incorrectly
M3157-06DL	VL037427.D	Isopropyl Alcohol	sam	8/13/2021 8:41:08 AM	apatel	8/13/2021 11:07:14 AM	Peak Integrated by Software incorrectly
M3157-06DL	VL037427.D	Propene	sam	8/13/2021 8:41:08 AM	apatel	8/13/2021 11:07:14 AM	Peak Integrated by Software incorrectly

F. Manual Integration Comments:
Please refer to the Manual integration Report included with the Run Logs for information on the manual integrations performed.

I certify that the data package is in compliance with the terms and conditions of the contract, both technically and for completeness, for other than the conditions detailed above. The laboratory manager or his designee, as verified by the following signature has authorized release of the data contained in this hard copy data package.

Signature N. N. Pandya

APPROVED
By Nimisha Pandya, QA/QC Supervisor at 1:14 pm, Aug 13, 2021

DATA REPORTING QUALIFIERS- ORGANIC

For reporting results, the following " Results Qualifiers" are used:

Value	If the result is a value greater than or equal to the detection limit, report the value
U	Indicates the compound was analyzed for but was not detected. Report the minimum detection limit for the sample with the U, i.e. "10 U". This is not necessarily the instrument detection limit attainable for this particular sample based on any concentration or dilution that may have been required.
ND	Indicates the analyte was analyzed for, but not detected
J	Indicates an estimated value**.** This flag is used: (1) When estimating a concentration for a tentatively identified compound (library search hits, where a 1:1 response is assumed.) (2) When the mass spectral data indicated the identification, however the result was less than the specified detection limit greater than zero. If the detection limit was 10ug/L and a concentration of 3 ug/L was calculated report as 3 J. This is flag is used when similar situation arise on any organic parameter i.e. Pest, PCB and others.
B	Indicates the analyte was found in the blank as well as the sample report as "12 B".
E	Indicates the analyte 's concentration exceeds the calibrated range of the instrument for that specific analysis.
D	This flag identifies all compounds identified in an analysis at a secondary dilution factor.
P	This flag is used for Pesticide/PCB target analyte when there is >25% difference for detected concentrations between the two GC columns. The lower of the two values is reported on Form 1 and flagged with a "P".
N	This flag indicates presumptive evidence of a compound. This is only used for tentatively identified compounds (TICs), where the identification is based on a mass spectral library search. It applies to all TIC results. For generic characterization of a TIC, such as chlorinated hydrocarbon, the flag is not used.
A	This flag indicates that a Tentatively Identified Compound is a suspected aldol-condensation product.
Q	Indicates the LCS did not meet the control limits requirements

APPENDIX A

QA REVIEW GENERAL DOCUMENTATION

Project #: M3157

	Completed
For thorough review, the report must have the following:	
GENERAL:	
Are all original paperwork present (chain of custody, record of communication,airbill, sample management lab chronicle, login page)	✓
Check chain-of-custody for proper relinquish/return of samples	✓
Is the chain of custody signed and complete	✓
Check internal chain-of-custody for proper relinquish/return of samples /sample extracts	✓
Collect information for each project id from server. Were all requirements followed	✓
COVER PAGE:	
Do numbers of samples correspond to the number of samples in the Chain of Custody on login page	✓
Do lab numbers and client Ids on cover page agree with the Chain of Custody	✓
CHAIN OF CUSTODY:	
Do requested analyses on Chain of Custody agree with form I results	✓
Do requested analyses on Chain of Custody agree with the log-in page	✓
Were the correct method log-in for analysis according to the Analytical Request and Chain of Castody	✓
Were the samples received within hold time	✓
Were any problems found with the samples at arrival recorded in the Sample Management Laboratory Chronicle	✓
ANALYTICAL:	
Was method requirement followed?	✓
Was client requirement followed?	✓
Does the case narrative summarize all QC failure?	✓
All runlogs and manual integration are reviewed for requirements	✓
All manual calculations and /or hand notations verified	✓

1st Level QA Review Signature: SOHIL JODHANI **Date:** 08/13/2021

2nd Level QA Review Signature: N. N. Pandya **Date:**

APPROVED
By Nimisha Pandya, QA/QC Supervisor at 1:14 pm, Aug 13, 2021

CHEMTECH
284 Sheffield Street, Mountainside, New Jersey - 07092
Phone: (908) 789 8900 Fax: (908) 789 8922

LAB CHRONICLE

OrderID:	M3157	**OrderDate:**	7/22/2021 3:53:00 PM
Client:	EA Engineering Science & Technology	**Project:**	NYSDEC - National Heatset TO-15
Contact:	Emily Cummings	**Location:**	Air Lab

LabID	ClientID	Matrix	Test	Method	Sample Date	Prep Date	Anal Date	Received
M3157-01	**DDC-2-INFLUENT-1**	**Air**			**07/21/21**			**07/22/21**
			TO-15	TO-15			08/11/21	
M3157-01DL	**DDC-2-INFLUENT-1DL**	**Air**			**07/21/21**			**07/22/21**
			TO-15	TO-15			08/11/21	
M3157-02	**DDC-2-INFLUENT-2**	**Air**			**07/21/21**			**07/22/21**
			TO-15	TO-15			08/11/21	
M3157-02DL	**DDC-2-INFLUENT-2DL**	**Air**			**07/21/21**			**07/22/21**
			TO-15	TO-15			08/11/21	
M3157-03	**OFFSITE-DDC-EFFLUENT**	**Air**			**07/21/21**			**07/22/21**
			TO-15	TO-15			08/11/21	
M3157-03DL	**OFFSITE-DDC-EFFLUENTDL**	**Air**			**07/21/21**			**07/22/21**
			TO-15	TO-15			08/11/21	
M3157-04	**SVE-INFLUENT**	**Air**			**07/21/21**			**07/22/21**
			TO-15	TO-15			08/11/21	
M3157-04DL	**SVE-INFLUENTDL**	**Air**			**07/21/21**			**07/22/21**
			TO-15	TO-15			08/11/21	
M3157-05	**SVE-EFFLUENT**	**Air**			**07/21/21**			**07/22/21**
			TO-15	TO-15			08/11/21	
M3157-06	**OFFSITE-DDC-INTERMEDIATE-2**	**Air**			**07/21/21**			**07/22/21**
			TO-15	TO-15			08/11/21	

LAB CHRONICLE

M3157-06DL	**OFFSITE-DDC-INTERMEDIATE-2DL**	**Air**			**07/21/21**		**07/22/21**
			TO-15	TO-15		08/13/21	
M3157-07	**DDC-2-EFFLUENT**	**Air**			**07/21/21**		**07/22/21**
			TO-15	TO-15		08/11/21	
M3157-09	**OFFSITE-DDC-INFLUENT**	**Air**			**07/21/21**		**07/22/21**
			TO-15	TO-15		08/11/21	
M3157-09DL	**OFFSITE-DDC-INFLUENTDL**	**Air**			**07/21/21**		**07/22/21**
			TO-15	TO-15		08/11/21	
M3157-10	**OFFSITE-DDC-INTERMEDIATE-1**	**Air**			**07/21/21**		**07/22/21**
			TO-15	TO-15		08/11/21	
M3157-10DL	**OFFSITE-DDC-INTERMEDIATE-1DL**	**Air**			**07/21/21**		**07/22/21**
			TO-15	TO-15		08/11/21	

CHEMTECH 284 Sheffield Street, Mountainside, NJ 07092 Phone: 908 789 8900 Fax: 908 789 8922

Hit Summary Sheet
SW-846

SDG No.: M3157

Client: EA Engineering Science & Technology

Sample ID	Client ID	Matrix	Parameter	Concentration	C	MDL	RDL	Units
Client ID:	**DDC-2-INFLUENT-1**							
M3157-01	DDC-2-INFLUENT-1	Air	Dichlorodifluoromethane	1.04	J	0.35	2.47	ug/m3
M3157-01	DDC-2-INFLUENT-1	Air	Chloromethane	1.38		0.080	1.03	ug/m3
M3157-01	DDC-2-INFLUENT-1	Air	Vinyl Chloride	0.69		0.080	0.080	ug/m3
M3157-01	DDC-2-INFLUENT-1	Air	Tetrahydrofuran	2.04		0.12	1.47	ug/m3
M3157-01	DDC-2-INFLUENT-1	Air	Trichlorofluoromethane	1.69	J	0.22	2.81	ug/m3
M3157-01	DDC-2-INFLUENT-1	Air	1,1,2-Trichlorotrifluoroethane	1.07	J	0.31	3.83	ug/m3
M3157-01	DDC-2-INFLUENT-1	Air	tert-Butyl alcohol	1.30	J	0.12	1.52	ug/m3
M3157-01	DDC-2-INFLUENT-1	Air	Heptane	0.74	J	0.12	2.05	ug/m3
M3157-01	DDC-2-INFLUENT-1	Air	1,1-Dichloroethene	0.83	J	0.20	1.98	ug/m3
M3157-01	DDC-2-INFLUENT-1	Air	Acetone	25.40		0.90	1.19	ug/m3
M3157-01	DDC-2-INFLUENT-1	Air	Methylene Chloride	84.40	E	1.46	1.74	ug/m3
M3157-01	DDC-2-INFLUENT-1	Air	trans-1,2-Dichloroethene	0.79	J	0.24	1.98	ug/m3
M3157-01	DDC-2-INFLUENT-1	Air	1,1-Dichloroethane	0.49	J	0.16	2.02	ug/m3
M3157-01	DDC-2-INFLUENT-1	Air	Cyclohexane	3.03		0.24	1.72	ug/m3
M3157-01	DDC-2-INFLUENT-1	Air	2-Butanone	5.60		0.090	1.47	ug/m3
M3157-01	DDC-2-INFLUENT-1	Air	Carbon Tetrachloride	12.60		0.13	0.19	ug/m3
M3157-01	DDC-2-INFLUENT-1	Air	cis-1,2-Dichloroethene	17.80		0.16	1.98	ug/m3
M3157-01	DDC-2-INFLUENT-1	Air	Chloroform	21.50		0.20	2.44	ug/m3
M3157-01	DDC-2-INFLUENT-1	Air	1,1,1-Trichloroethane	2.35		0.11	0.16	ug/m3
M3157-01	DDC-2-INFLUENT-1	Air	2,2,4-Trimethylpentane	1.49	J	0.14	2.34	ug/m3
M3157-01	DDC-2-INFLUENT-1	Air	Benzene	2.78		0.10	1.60	ug/m3
M3157-01	DDC-2-INFLUENT-1	Air	Trichloroethene	5.37		0.11	0.16	ug/m3
M3157-01	DDC-2-INFLUENT-1	Air	Toluene	10.90		0.11	1.88	ug/m3
M3157-01	DDC-2-INFLUENT-1	Air	Tetrachloroethene	191.00	E	0.14	0.20	ug/m3
M3157-01	DDC-2-INFLUENT-1	Air	Ethyl Benzene	1.09	J	0.13	2.17	ug/m3
M3157-01	DDC-2-INFLUENT-1	Air	m/p-Xylene	3.17	J	0.26	4.34	ug/m3
M3157-01	DDC-2-INFLUENT-1	Air	o-Xylene	1.26	J	0.17	2.17	ug/m3
M3157-01	DDC-2-INFLUENT-1	Air	Styrene	0.81	J	0.13	2.13	ug/m3
M3157-01	DDC-2-INFLUENT-1	Air	1,3,5-Trimethylbenzene	0.54	J	0.10	2.46	ug/m3
M3157-01	DDC-2-INFLUENT-1	Air	1,2,4-Trimethylbenzene	1.33	J	0.15	2.46	ug/m3
M3157-01	DDC-2-INFLUENT-1	Air	4-Ethyltoluene	0.59	J	0.15	2.46	ug/m3
M3157-01	DDC-2-INFLUENT-1	Air	Hexane	30.30		0.11	1.76	ug/m3
			Total Voc :	435.01				
			Total Concentration:	435.01				
Client ID:	**DDC-2-INFLUENT-1DL**							
M3157-01DL	DDC-2-INFLUENT-1DL	Air	Acetone	23.30	D	9.03	11.9	ug/m3
M3157-01DL	DDC-2-INFLUENT-1DL	Air	Methylene Chloride	105.00	D	14.6	17.4	ug/m3

CHEMTECH 284 Sheffield Street, Mountainside, NJ 07092 Phone: 908 789 8900 Fax: 908 789 8922

Hit Summary Sheet
SW-846

SDG No.: M3157

Client: EA Engineering Science & Technology

Sample ID	Client ID	Matrix	Parameter	Concentration	C	MDL	RDL	Units
M3157-01DL	DDC-2-INFLUENT-1DL	Air	Carbon Tetrachloride	8.18	D	1.13	1.89	ug/m3
M3157-01DL	DDC-2-INFLUENT-1DL	Air	cis-1,2-Dichloroethene	12.70	JD	1.39	19.8	ug/m3
M3157-01DL	DDC-2-INFLUENT-1DL	Air	Chloroform	15.60	JD	1.76	24.4	ug/m3
M3157-01DL	DDC-2-INFLUENT-1DL	Air	Trichloroethene	4.68	D	0.91	1.61	ug/m3
M3157-01DL	DDC-2-INFLUENT-1DL	Air	Toluene	6.41	JD	0.98	18.8	ug/m3
M3157-01DL	DDC-2-INFLUENT-1DL	Air	Tetrachloroethene	155.00	D	1.29	2.03	ug/m3
M3157-01DL	DDC-2-INFLUENT-1DL	Air	Hexane	61.70	D	0.99	17.6	ug/m3
			Total Voc :	392.42				
			Total Concentration:	392.42				
Client ID:	**DDC-2-INFLUENT-2**							
M3157-02	DDC-2-INFLUENT-2	Air	Dichlorodifluoromethane	1.48	J	0.35	2.47	ug/m3
M3157-02	DDC-2-INFLUENT-2	Air	Chloromethane	0.83	J	0.080	1.03	ug/m3
M3157-02	DDC-2-INFLUENT-2	Air	Vinyl Chloride	0.41		0.080	0.080	ug/m3
M3157-02	DDC-2-INFLUENT-2	Air	Tetrahydrofuran	1.47		0.12	1.47	ug/m3
M3157-02	DDC-2-INFLUENT-2	Air	Trichlorofluoromethane	1.12	J	0.22	2.81	ug/m3
M3157-02	DDC-2-INFLUENT-2	Air	1,1,2-Trichlorotrifluoroethane	0.77	J	0.31	3.83	ug/m3
M3157-02	DDC-2-INFLUENT-2	Air	tert-Butyl alcohol	0.79	J	0.12	1.52	ug/m3
M3157-02	DDC-2-INFLUENT-2	Air	1,1-Dichloroethene	0.44	J	0.20	1.98	ug/m3
M3157-02	DDC-2-INFLUENT-2	Air	Acetone	17.80		0.90	1.19	ug/m3
M3157-02	DDC-2-INFLUENT-2	Air	Methylene Chloride	134.00	E	1.46	1.74	ug/m3
M3157-02	DDC-2-INFLUENT-2	Air	Cyclohexane	2.00		0.24	1.72	ug/m3
M3157-02	DDC-2-INFLUENT-2	Air	2-Butanone	2.01		0.090	1.47	ug/m3
M3157-02	DDC-2-INFLUENT-2	Air	Carbon Tetrachloride	8.18		0.13	0.19	ug/m3
M3157-02	DDC-2-INFLUENT-2	Air	cis-1,2-Dichloroethene	10.30		0.16	1.98	ug/m3
M3157-02	DDC-2-INFLUENT-2	Air	Chloroform	12.70		0.20	2.44	ug/m3
M3157-02	DDC-2-INFLUENT-2	Air	1,1,1-Trichloroethane	1.36		0.11	0.16	ug/m3
M3157-02	DDC-2-INFLUENT-2	Air	2,2,4-Trimethylpentane	0.79	J	0.14	2.34	ug/m3
M3157-02	DDC-2-INFLUENT-2	Air	Benzene	1.85		0.10	1.60	ug/m3
M3157-02	DDC-2-INFLUENT-2	Air	Trichloroethene	3.33		0.11	0.16	ug/m3
M3157-02	DDC-2-INFLUENT-2	Air	Toluene	5.65		0.11	1.88	ug/m3
M3157-02	DDC-2-INFLUENT-2	Air	Tetrachloroethene	92.20		0.14	0.20	ug/m3
M3157-02	DDC-2-INFLUENT-2	Air	Ethyl Benzene	0.43	J	0.13	2.17	ug/m3
M3157-02	DDC-2-INFLUENT-2	Air	m/p-Xylene	1.22	J	0.26	4.34	ug/m3
M3157-02	DDC-2-INFLUENT-2	Air	o-Xylene	0.61	J	0.17	2.17	ug/m3
M3157-02	DDC-2-INFLUENT-2	Air	1,3,5-Trimethylbenzene	0.64	J	0.10	2.46	ug/m3
M3157-02	DDC-2-INFLUENT-2	Air	1,2,4-Trimethylbenzene	1.57	J	0.15	2.46	ug/m3
M3157-02	DDC-2-INFLUENT-2	Air	Hexane	52.20		0.11	1.76	ug/m3
			Total Voc :	356.26				

Hit Summary Sheet
SW-846

SDG No.: M3157

Client: EA Engineering Science & Technology

Sample ID	Client ID	Matrix	Parameter	Concentration	C	MDL	RDL	Units
			Total Concentration:	356.26				
Client ID:	**DDC-2-INFLUENT-2DL**							
M3157-02DL	DDC-2-INFLUENT-2DL	Air	Acetone	39.00	D	9.03	11.9	ug/m3
M3157-02DL	DDC-2-INFLUENT-2DL	Air	Methylene Chloride	150.00	D	14.6	17.4	ug/m3
M3157-02DL	DDC-2-INFLUENT-2DL	Air	Carbon Tetrachloride	6.92	D	1.13	1.89	ug/m3
M3157-02DL	DDC-2-INFLUENT-2DL	Air	cis-1,2-Dichloroethene	7.53	JD	1.39	19.8	ug/m3
M3157-02DL	DDC-2-INFLUENT-2DL	Air	Chloroform	10.30	JD	1.76	24.4	ug/m3
M3157-02DL	DDC-2-INFLUENT-2DL	Air	Trichloroethene	2.85	D	0.91	1.61	ug/m3
M3157-02DL	DDC-2-INFLUENT-2DL	Air	Toluene	4.52	JD	0.98	18.8	ug/m3
M3157-02DL	DDC-2-INFLUENT-2DL	Air	Tetrachloroethene	82.00	D	1.29	2.03	ug/m3
M3157-02DL	DDC-2-INFLUENT-2DL	Air	Hexane	52.20	D	0.99	17.6	ug/m3
			Total Voc :	355.33				
			Total Concentration:	355.33				
Client ID:	**OFFSITE-DDC-EFFLUENT**							
M3157-03	OFFSITE-DDC-EFFLUE	Air	Dichlorodifluoromethane	0.74	J	0.35	2.47	ug/m3
M3157-03	OFFSITE-DDC-EFFLUE	Air	Chloromethane	1.01	J	0.080	1.03	ug/m3
M3157-03	OFFSITE-DDC-EFFLUE	Air	Vinyl Chloride	0.46		0.080	0.080	ug/m3
M3157-03	OFFSITE-DDC-EFFLUE	Air	Tetrahydrofuran	1.59		0.12	1.47	ug/m3
M3157-03	OFFSITE-DDC-EFFLUE	Air	Trichlorofluoromethane	1.07	J	0.22	2.81	ug/m3
M3157-03	OFFSITE-DDC-EFFLUE	Air	Acetone	16.10		0.90	1.19	ug/m3
M3157-03	OFFSITE-DDC-EFFLUE	Air	Methylene Chloride	21.20		1.46	1.74	ug/m3
M3157-03	OFFSITE-DDC-EFFLUE	Air	trans-1,2-Dichloroethene	1.82	J	0.24	1.98	ug/m3
M3157-03	OFFSITE-DDC-EFFLUE	Air	1,1-Dichloroethane	1.05	J	0.16	2.02	ug/m3
M3157-03	OFFSITE-DDC-EFFLUE	Air	2-Butanone	2.27		0.090	1.47	ug/m3
M3157-03	OFFSITE-DDC-EFFLUE	Air	Carbon Tetrachloride	0.31		0.13	0.19	ug/m3
M3157-03	OFFSITE-DDC-EFFLUE	Air	cis-1,2-Dichloroethene	88.80	E	0.16	1.98	ug/m3
M3157-03	OFFSITE-DDC-EFFLUE	Air	Chloroform	4.59		0.20	2.44	ug/m3
M3157-03	OFFSITE-DDC-EFFLUE	Air	2,2,4-Trimethylpentane	0.93	J	0.14	2.34	ug/m3
M3157-03	OFFSITE-DDC-EFFLUE	Air	Benzene	1.18	J	0.10	1.60	ug/m3
M3157-03	OFFSITE-DDC-EFFLUE	Air	Toluene	5.65		0.11	1.88	ug/m3
M3157-03	OFFSITE-DDC-EFFLUE	Air	Tetrachloroethene	0.27		0.14	0.20	ug/m3
M3157-03	OFFSITE-DDC-EFFLUE	Air	Ethyl Benzene	0.52	J	0.13	2.17	ug/m3
M3157-03	OFFSITE-DDC-EFFLUE	Air	m/p-Xylene	1.52	J	0.26	4.34	ug/m3
M3157-03	OFFSITE-DDC-EFFLUE	Air	o-Xylene	0.61	J	0.17	2.17	ug/m3
M3157-03	OFFSITE-DDC-EFFLUE	Air	1,2,4-Trimethylbenzene	0.59	J	0.15	2.46	ug/m3
M3157-03	OFFSITE-DDC-EFFLUE	Air	Hexane	7.40		0.11	1.76	ug/m3
			Total Voc :	159.73				
			Total Concentration:	159.73				
Client ID:	**OFFSITE-DDC-EFFLUENTDL**							

Hit Summary Sheet
SW-846

SDG No.: M3157

Client: EA Engineering Science & Technology

Sample ID	Client ID	Matrix	Parameter	Concentration	C	MDL	RDL	Units
M3157-03DL	OFFSITE-DDC-EFFLUE	Air	Acetone	23.00	D	9.03	11.9	ug/m3
M3157-03DL	OFFSITE-DDC-EFFLUE	Air	Methylene Chloride	42.00	D	14.6	17.4	ug/m3
M3157-03DL	OFFSITE-DDC-EFFLUE	Air	cis-1,2-Dichloroethene	63.40	D	1.39	19.8	ug/m3
M3157-03DL	OFFSITE-DDC-EFFLUE	Air	Toluene	3.77	JD	0.98	18.8	ug/m3
M3157-03DL	OFFSITE-DDC-EFFLUE	Air	Hexane	20.80	D	0.99	17.6	ug/m3
			Total Voc :	153.08				
			Total Concentration:	153.08				
Client ID:	**SVE-INFLUENT**							
M3157-04	SVE-INFLUENT	Air	Dichlorodifluoromethane	1.24	J	0.35	2.47	ug/m3
M3157-04	SVE-INFLUENT	Air	Chloromethane	0.87	J	0.080	1.03	ug/m3
M3157-04	SVE-INFLUENT	Air	Trichlorofluoromethane	2.19	J	0.22	2.81	ug/m3
M3157-04	SVE-INFLUENT	Air	Heptane	0.45	J	0.12	2.05	ug/m3
M3157-04	SVE-INFLUENT	Air	Acetone	22.80		0.90	1.19	ug/m3
M3157-04	SVE-INFLUENT	Air	Methylene Chloride	61.50	E	1.46	1.74	ug/m3
M3157-04	SVE-INFLUENT	Air	Cyclohexane	0.59	J	0.24	1.72	ug/m3
M3157-04	SVE-INFLUENT	Air	2-Butanone	2.62		0.090	1.47	ug/m3
M3157-04	SVE-INFLUENT	Air	Carbon Tetrachloride	0.38		0.13	0.19	ug/m3
M3157-04	SVE-INFLUENT	Air	cis-1,2-Dichloroethene	4.76		0.16	1.98	ug/m3
M3157-04	SVE-INFLUENT	Air	Chloroform	0.83	J	0.20	2.44	ug/m3
M3157-04	SVE-INFLUENT	Air	1,1,1-Trichloroethane	1.25		0.11	0.16	ug/m3
M3157-04	SVE-INFLUENT	Air	2,2,4-Trimethylpentane	1.73	J	0.14	2.34	ug/m3
M3157-04	SVE-INFLUENT	Air	Benzene	1.09	J	0.10	1.60	ug/m3
M3157-04	SVE-INFLUENT	Air	Trichloroethene	1.56		0.11	0.16	ug/m3
M3157-04	SVE-INFLUENT	Air	Toluene	6.41		0.11	1.88	ug/m3
M3157-04	SVE-INFLUENT	Air	Tetrachloroethene	2.44		0.14	0.20	ug/m3
M3157-04	SVE-INFLUENT	Air	Ethyl Benzene	0.56	J	0.13	2.17	ug/m3
M3157-04	SVE-INFLUENT	Air	m/p-Xylene	1.91	J	0.26	4.34	ug/m3
M3157-04	SVE-INFLUENT	Air	o-Xylene	0.78	J	0.17	2.17	ug/m3
M3157-04	SVE-INFLUENT	Air	1,2,4-Trimethylbenzene	0.84	J	0.15	2.46	ug/m3
M3157-04	SVE-INFLUENT	Air	Hexane	22.60		0.11	1.76	ug/m3
			Total Voc :	139.35				
			Total Concentration:	139.35				
Client ID:	**SVE-INFLUENTDL**							
M3157-04DL	SVE-INFLUENTDL	Air	Acetone	29.70	D	9.03	11.9	ug/m3
M3157-04DL	SVE-INFLUENTDL	Air	Methylene Chloride	104.00	D	14.6	17.4	ug/m3
M3157-04DL	SVE-INFLUENTDL	Air	2-Butanone	7.08	JD	0.94	14.8	ug/m3
M3157-04DL	SVE-INFLUENTDL	Air	Carbon Tetrachloride	2.58	D	1.13	1.89	ug/m3
M3157-04DL	SVE-INFLUENTDL	Air	cis-1,2-Dichloroethene	6.34	JD	1.39	19.8	ug/m3

Hit Summary Sheet
SW-846

SDG No.: M3157

Client: EA Engineering Science & Technology

Sample ID	Client ID	Matrix	Parameter	Concentration	C	MDL	RDL	Units
M3157-04DL	SVE-INFLUENTDL	Air	Trichloroethene	2.85	D	0.91	1.61	ug/m3
M3157-04DL	SVE-INFLUENTDL	Air	Toluene	6.03	JD	0.98	18.8	ug/m3
M3157-04DL	SVE-INFLUENTDL	Air	Tetrachloroethene	5.49	D	1.29	2.03	ug/m3
M3157-04DL	SVE-INFLUENTDL	Air	m/p-Xylene	4.26	JD	2.74	43.4	ug/m3
M3157-04DL	SVE-INFLUENTDL	Air	Hexane	31.40	D	0.99	17.6	ug/m3
			Total Voc :	199.56				
			Total Concentration:	199.56				
Client ID:	**SVE-EFFLUENT**							
M3157-05	SVE-EFFLUENT	Air	Dichlorodifluoromethane	1.14	J	0.35	2.47	ug/m3
M3157-05	SVE-EFFLUENT	Air	Chloromethane	0.35	J	0.080	1.03	ug/m3
M3157-05	SVE-EFFLUENT	Air	Trichlorofluoromethane	1.69	J	0.22	2.81	ug/m3
M3157-05	SVE-EFFLUENT	Air	1,1,2-Trichlorotrifluoroethane	0.77	J	0.31	3.83	ug/m3
M3157-05	SVE-EFFLUENT	Air	Acetone	6.41		0.90	1.19	ug/m3
M3157-05	SVE-EFFLUENT	Air	Methylene Chloride	37.20		1.46	1.74	ug/m3
M3157-05	SVE-EFFLUENT	Air	trans-1,2-Dichloroethene	0.59	J	0.24	1.98	ug/m3
M3157-05	SVE-EFFLUENT	Air	2-Butanone	1.00	J	0.090	1.47	ug/m3
M3157-05	SVE-EFFLUENT	Air	Carbon Tetrachloride	0.25		0.13	0.19	ug/m3
M3157-05	SVE-EFFLUENT	Air	cis-1,2-Dichloroethene	10.30		0.16	1.98	ug/m3
M3157-05	SVE-EFFLUENT	Air	Chloroform	1.51	J	0.20	2.44	ug/m3
M3157-05	SVE-EFFLUENT	Air	1,1,1-Trichloroethane	1.58		0.11	0.16	ug/m3
M3157-05	SVE-EFFLUENT	Air	2,2,4-Trimethylpentane	0.65	J	0.14	2.34	ug/m3
M3157-05	SVE-EFFLUENT	Air	Benzene	0.61	J	0.10	1.60	ug/m3
M3157-05	SVE-EFFLUENT	Air	Toluene	2.56		0.11	1.88	ug/m3
M3157-05	SVE-EFFLUENT	Air	Tetrachloroethene	1.08		0.14	0.20	ug/m3
M3157-05	SVE-EFFLUENT	Air	m/p-Xylene	0.83	J	0.26	4.34	ug/m3
M3157-05	SVE-EFFLUENT	Air	Hexane	11.30		0.11	1.76	ug/m3
			Total Voc :	79.78				
			Total Concentration:	79.78				
Client ID:	**OFFSITE-DDC-INTERMEDIATE-2**							
M3157-06	OFFSITE-DDC-INTERM	Air	Dichlorodifluoromethane	0.99	J	0.35	2.47	ug/m3
M3157-06	OFFSITE-DDC-INTERM	Air	Chloromethane	1.12		0.080	1.03	ug/m3
M3157-06	OFFSITE-DDC-INTERM	Air	Trichlorofluoromethane	1.24	J	0.22	2.81	ug/m3
M3157-06	OFFSITE-DDC-INTERM	Air	tert-Butyl alcohol	0.39	J	0.12	1.52	ug/m3
M3157-06	OFFSITE-DDC-INTERM	Air	Heptane	1.11	J	0.12	2.05	ug/m3
M3157-06	OFFSITE-DDC-INTERM	Air	Acetone	27.80		0.90	1.19	ug/m3
M3157-06	OFFSITE-DDC-INTERM	Air	Methylene Chloride	155.00	E	1.46	1.74	ug/m3
M3157-06	OFFSITE-DDC-INTERM	Air	Cyclohexane	0.93	J	0.24	1.72	ug/m3
M3157-06	OFFSITE-DDC-INTERM	Air	2-Butanone	3.54		0.090	1.47	ug/m3

Hit Summary Sheet
SW-846

SDG No.: M3157

Client: EA Engineering Science & Technology

Sample ID	Client ID	Matrix	Parameter	Concentration	C	MDL	RDL	Units
M3157-06	OFFSITE-DDC-INTERM	Air	Carbon Tetrachloride	0.38		0.13	0.19	ug/m3
M3157-06	OFFSITE-DDC-INTERM	Air	2,2,4-Trimethylpentane	1.12	J	0.14	2.34	ug/m3
M3157-06	OFFSITE-DDC-INTERM	Air	Benzene	1.37	J	0.10	1.60	ug/m3
M3157-06	OFFSITE-DDC-INTERM	Air	4-Methyl-2-Pentanone	1.89	J	0.12	2.05	ug/m3
M3157-06	OFFSITE-DDC-INTERM	Air	Toluene	4.15		0.11	1.88	ug/m3
M3157-06	OFFSITE-DDC-INTERM	Air	Tetrachloroethene	0.34		0.14	0.20	ug/m3
M3157-06	OFFSITE-DDC-INTERM	Air	Ethyl Benzene	0.52	J	0.13	2.17	ug/m3
M3157-06	OFFSITE-DDC-INTERM	Air	m/p-Xylene	1.65	J	0.26	4.34	ug/m3
M3157-06	OFFSITE-DDC-INTERM	Air	o-Xylene	0.61	J	0.17	2.17	ug/m3
M3157-06	OFFSITE-DDC-INTERM	Air	Styrene	0.47	J	0.13	2.13	ug/m3
M3157-06	OFFSITE-DDC-INTERM	Air	1,2,4-Trimethylbenzene	0.79	J	0.15	2.46	ug/m3
M3157-06	OFFSITE-DDC-INTERM	Air	Hexane	47.90		0.11	1.76	ug/m3
			Total Voc :	253.62				
			Total Concentration:	253.62				
Client ID:	**OFFSITE-DDC-INTERMEDIATE-2DL**							
M3157-06DL	OFFSITE-DDC-INTERM	Air	Acetone	28.70	D	9.03	11.9	ug/m3
M3157-06DL	OFFSITE-DDC-INTERM	Air	Methylene Chloride	171.00	D	14.6	17.4	ug/m3
M3157-06DL	OFFSITE-DDC-INTERM	Air	Hexane	47.90	D	0.99	17.6	ug/m3
			Total Voc :	247.24				
			Total Concentration:	247.24				
Client ID:	**DDC-2-EFFLUENT**							
M3157-07	DDC-2-EFFLUENT	Air	Dichlorodifluoromethane	0.79	J	0.35	2.47	ug/m3
M3157-07	DDC-2-EFFLUENT	Air	Chloromethane	1.01	J	0.080	1.03	ug/m3
M3157-07	DDC-2-EFFLUENT	Air	Tetrahydrofuran	1.56		0.12	1.47	ug/m3
M3157-07	DDC-2-EFFLUENT	Air	Trichlorofluoromethane	1.29	J	0.22	2.81	ug/m3
M3157-07	DDC-2-EFFLUENT	Air	Acetone	24.90		0.90	1.19	ug/m3
M3157-07	DDC-2-EFFLUENT	Air	Methylene Chloride	52.10		1.46	1.74	ug/m3
M3157-07	DDC-2-EFFLUENT	Air	2-Butanone	5.31		0.090	1.47	ug/m3
M3157-07	DDC-2-EFFLUENT	Air	Carbon Tetrachloride	0.50		0.13	0.19	ug/m3
M3157-07	DDC-2-EFFLUENT	Air	Chloroform	0.68	J	0.20	2.44	ug/m3
M3157-07	DDC-2-EFFLUENT	Air	2,2,4-Trimethylpentane	0.79	J	0.14	2.34	ug/m3
M3157-07	DDC-2-EFFLUENT	Air	Benzene	1.15	J	0.10	1.60	ug/m3
M3157-07	DDC-2-EFFLUENT	Air	Toluene	3.17		0.11	1.88	ug/m3
M3157-07	DDC-2-EFFLUENT	Air	Tetrachloroethene	2.03		0.14	0.20	ug/m3
M3157-07	DDC-2-EFFLUENT	Air	m/p-Xylene	0.91	J	0.26	4.34	ug/m3
M3157-07	DDC-2-EFFLUENT	Air	1,2,4-Trimethylbenzene	0.59	J	0.15	2.46	ug/m3
M3157-07	DDC-2-EFFLUENT	Air	Hexane	36.30		0.11	1.76	ug/m3
			Total Voc :	133.13				

Hit Summary Sheet
SW-846

SDG No.: M3157

Client: EA Engineering Science & Technology

Sample ID	Client ID	Matrix	Parameter	Concentration	C	MDL	RDL	Units
			Total Concentration:	133.13				
Client ID:	**OFFSITE-DDC-INFLUENT**							
M3157-09	OFFSITE-DDC-INFLUEI	Air	Dichlorodifluoromethane	0.94	J	0.35	2.47	ug/m3
M3157-09	OFFSITE-DDC-INFLUEI	Air	Chloromethane	1.88		0.080	1.03	ug/m3
M3157-09	OFFSITE-DDC-INFLUEI	Air	Trichlorofluoromethane	1.18	J	0.22	2.81	ug/m3
M3157-09	OFFSITE-DDC-INFLUEI	Air	tert-Butyl alcohol	0.70	J	0.12	1.52	ug/m3
M3157-09	OFFSITE-DDC-INFLUEI	Air	Heptane	0.53	J	0.12	2.05	ug/m3
M3157-09	OFFSITE-DDC-INFLUEI	Air	Acetone	61.80	E	0.90	1.19	ug/m3
M3157-09	OFFSITE-DDC-INFLUEI	Air	Methylene Chloride	275.00	E	1.46	1.74	ug/m3
M3157-09	OFFSITE-DDC-INFLUEI	Air	Cyclohexane	1.41	J	0.24	1.72	ug/m3
M3157-09	OFFSITE-DDC-INFLUEI	Air	2-Butanone	5.60		0.090	1.47	ug/m3
M3157-09	OFFSITE-DDC-INFLUEI	Air	Carbon Tetrachloride	0.31		0.13	0.19	ug/m3
M3157-09	OFFSITE-DDC-INFLUEI	Air	2,2,4-Trimethylpentane	2.20	J	0.14	2.34	ug/m3
M3157-09	OFFSITE-DDC-INFLUEI	Air	Benzene	0.96	J	0.10	1.60	ug/m3
M3157-09	OFFSITE-DDC-INFLUEI	Air	Trichloroethene	0.38		0.11	0.16	ug/m3
M3157-09	OFFSITE-DDC-INFLUEI	Air	4-Methyl-2-Pentanone	6.56		0.12	2.05	ug/m3
M3157-09	OFFSITE-DDC-INFLUEI	Air	Toluene	21.90		0.11	1.88	ug/m3
M3157-09	OFFSITE-DDC-INFLUEI	Air	Tetrachloroethene	4.61		0.14	0.20	ug/m3
M3157-09	OFFSITE-DDC-INFLUEI	Air	Ethyl Benzene	1.43	J	0.13	2.17	ug/m3
M3157-09	OFFSITE-DDC-INFLUEI	Air	m/p-Xylene	5.21		0.26	4.34	ug/m3
M3157-09	OFFSITE-DDC-INFLUEI	Air	o-Xylene	2.13	J	0.17	2.17	ug/m3
M3157-09	OFFSITE-DDC-INFLUEI	Air	Styrene	0.89	J	0.13	2.13	ug/m3
M3157-09	OFFSITE-DDC-INFLUEI	Air	1,3,5-Trimethylbenzene	0.64	J	0.10	2.46	ug/m3
M3157-09	OFFSITE-DDC-INFLUEI	Air	1,2,4-Trimethylbenzene	1.97	J	0.15	2.46	ug/m3
M3157-09	OFFSITE-DDC-INFLUEI	Air	Hexane	87.40	E	0.11	1.76	ug/m3
			Total Voc :	485.35				
			Total Concentration:	485.35				
Client ID:	**OFFSITE-DDC-INFLUENTDL**							
M3157-09DL	OFFSITE-DDC-INFLUEI	Air	Acetone	53.70	D	9.03	11.9	ug/m3
M3157-09DL	OFFSITE-DDC-INFLUEI	Air	Methylene Chloride	269.00	D	14.6	17.4	ug/m3
M3157-09DL	OFFSITE-DDC-INFLUEI	Air	2-Butanone	7.08	JD	0.94	14.8	ug/m3
M3157-09DL	OFFSITE-DDC-INFLUEI	Air	4-Methyl-2-Pentanone	5.74	JD	1.11	20.5	ug/m3
M3157-09DL	OFFSITE-DDC-INFLUEI	Air	Toluene	16.60	JD	0.98	18.8	ug/m3
M3157-09DL	OFFSITE-DDC-INFLUEI	Air	Tetrachloroethene	5.15	D	1.29	2.03	ug/m3
M3157-09DL	OFFSITE-DDC-INFLUEI	Air	Hexane	81.10	D	0.99	17.6	ug/m3
			Total Voc :	438.54				
			Total Concentration:	438.54				
Client ID:	**OFFSITE-DDC-INTERMEDIATE-1**							
M3157-10	OFFSITE-DDC-INTERM	Air	Dichlorodifluoromethane	0.74	J	0.35	2.47	ug/m3

CHEMTECH 284 Sheffield Street, Mountainside, NJ 07092 Phone: 908 789 8900 Fax: 908 789 8922

Hit Summary Sheet
SW-846

SDG No.: M3157

Client: EA Engineering Science & Technology

Sample ID	Client ID	Matrix	Parameter	Concentration	C	MDL	RDL	Units
M3157-10	OFFSITE-DDC-INTERM	Air	Chloromethane	1.80		0.080	1.03	ug/m3
M3157-10	OFFSITE-DDC-INTERM	Air	Trichlorofluoromethane	1.18	J	0.22	2.81	ug/m3
M3157-10	OFFSITE-DDC-INTERM	Air	tert-Butyl alcohol	10.30		0.12	1.52	ug/m3
M3157-10	OFFSITE-DDC-INTERM	Air	Heptane	6.15		0.12	2.05	ug/m3
M3157-10	OFFSITE-DDC-INTERM	Air	Acetone	52.30	E	0.90	1.19	ug/m3
M3157-10	OFFSITE-DDC-INTERM	Air	Carbon Disulfide	0.97	J	0.12	1.56	ug/m3
M3157-10	OFFSITE-DDC-INTERM	Air	Methylene Chloride	22.60		1.46	1.74	ug/m3
M3157-10	OFFSITE-DDC-INTERM	Air	trans-1,2-Dichloroethene	1.31	J	0.24	1.98	ug/m3
M3157-10	OFFSITE-DDC-INTERM	Air	Cyclohexane	6.88		0.24	1.72	ug/m3
M3157-10	OFFSITE-DDC-INTERM	Air	2-Butanone	23.90		0.090	1.47	ug/m3
M3157-10	OFFSITE-DDC-INTERM	Air	Carbon Tetrachloride	0.38		0.13	0.19	ug/m3
M3157-10	OFFSITE-DDC-INTERM	Air	Chloroform	0.98	J	0.20	2.44	ug/m3
M3157-10	OFFSITE-DDC-INTERM	Air	2,2,4-Trimethylpentane	2.06	J	0.14	2.34	ug/m3
M3157-10	OFFSITE-DDC-INTERM	Air	Benzene	8.95		0.10	1.60	ug/m3
M3157-10	OFFSITE-DDC-INTERM	Air	1,2-Dichloroethane	0.97	J	0.16	2.02	ug/m3
M3157-10	OFFSITE-DDC-INTERM	Air	Trichloroethene	0.27		0.11	0.16	ug/m3
M3157-10	OFFSITE-DDC-INTERM	Air	4-Methyl-2-Pentanone	19.30		0.12	2.05	ug/m3
M3157-10	OFFSITE-DDC-INTERM	Air	Toluene	93.50	E	0.11	1.88	ug/m3
M3157-10	OFFSITE-DDC-INTERM	Air	Tetrachloroethene	1.90		0.14	0.20	ug/m3
M3157-10	OFFSITE-DDC-INTERM	Air	Ethyl Benzene	6.08		0.13	2.17	ug/m3
M3157-10	OFFSITE-DDC-INTERM	Air	m/p-Xylene	15.60		0.26	4.34	ug/m3
M3157-10	OFFSITE-DDC-INTERM	Air	o-Xylene	6.52		0.17	2.17	ug/m3
M3157-10	OFFSITE-DDC-INTERM	Air	Styrene	15.30		0.13	2.13	ug/m3
M3157-10	OFFSITE-DDC-INTERM	Air	1,3,5-Trimethylbenzene	2.75		0.10	2.46	ug/m3
M3157-10	OFFSITE-DDC-INTERM	Air	1,2,4-Trimethylbenzene	8.85		0.15	2.46	ug/m3
M3157-10	OFFSITE-DDC-INTERM	Air	Naphthalene	0.84	J	0.26	2.62	ug/m3
M3157-10	OFFSITE-DDC-INTERM	Air	4-Ethyltoluene	3.00		0.15	2.46	ug/m3
M3157-10	OFFSITE-DDC-INTERM	Air	Methyl Methacrylate	2.17		0.12	2.05	ug/m3
			Total Voc :	317.48				
			Total Concentration:	317.48				
Client ID:	**OFFSITE-DDC-INTERMEDIATE-1DL**							
M3157-10DL	OFFSITE-DDC-INTERM	Air	tert-Butyl alcohol	11.20	JD	1.18	15.2	ug/m3
M3157-10DL	OFFSITE-DDC-INTERM	Air	Heptane	7.79	JD	1.15	20.5	ug/m3
M3157-10DL	OFFSITE-DDC-INTERM	Air	Acetone	39.70	D	9.03	11.9	ug/m3
M3157-10DL	OFFSITE-DDC-INTERM	Air	Methylene Chloride	27.40	D	14.6	17.4	ug/m3
M3157-10DL	OFFSITE-DDC-INTERM	Air	Cyclohexane	6.88	JD	2.24	17.2	ug/m3
M3157-10DL	OFFSITE-DDC-INTERM	Air	2-Butanone	22.70	D	0.94	14.8	ug/m3
M3157-10DL	OFFSITE-DDC-INTERM	Air	Benzene	7.67	JD	1.02	16.0	ug/m3

CHEMTECH 284 Sheffield Street, Mountainside, NJ 07092 Phone: 908 789 8900 Fax: 908 789 8922

Hit Summary Sheet
SW-846

SDG No.: M3157

Client: EA Engineering Science & Technology

Sample ID	Client ID	Matrix	Parameter	Concentration	C	MDL	RDL	Units
M3157-10DL	OFFSITE-DDC-INTERM	Air	4-Methyl-2-Pentanone	16.80	JD	1.11	20.5	ug/m3
M3157-10DL	OFFSITE-DDC-INTERM	Air	Toluene	90.80	D	0.98	18.8	ug/m3
M3157-10DL	OFFSITE-DDC-INTERM	Air	Ethyl Benzene	4.78	JD	1.39	21.7	ug/m3
M3157-10DL	OFFSITE-DDC-INTERM	Air	m/p-Xylene	12.20	JD	2.74	43.4	ug/m3
M3157-10DL	OFFSITE-DDC-INTERM	Air	o-Xylene	5.21	JD	1.56	21.7	ug/m3
M3157-10DL	OFFSITE-DDC-INTERM	Air	Styrene	9.79	JD	1.11	21.3	ug/m3
M3157-10DL	OFFSITE-DDC-INTERM	Air	1,2,4-Trimethylbenzene	6.39	JD	1.28	24.6	ug/m3
			Total Voc :	269.33				
			Total Concentration:	269.33				

Project : NYSDEC - National Heatset TO-15 **Sampling Date :** 07/21/21

Field Id Number : DDC-2-INFLUENT-1 **Analysis Date :** 08/11/21

Laboratory Id Number : M3157-01 **Target Analyts :** Air Results

Chemical	Cas Number	Molecular Weight	Insert Results in PPBV	Qualifier	Generate Results in ug/m3	QAS Decision	Foot Notes
Dichlorodifluoromethane	75-71-8	120.9	0.21	J	1.04		
Chloromethane	74-87-3	50.49	0.67		1.38		
Vinyl Chloride	75-01-4	62.5	0.27		0.69		
Bromomethane	74-83-9	94.94	0.5	U	1.94		
Chloroethane	75-00-3	64.52	0.5	U	1.32		
Tetrahydrofuran	109-99-9	72.11	0.69		2.04		
Trichlorofluoromethane	75-69-4	137.4	0.3	J	1.69		
Dichlorotetrafluoroethane	76-14-2	170.9	0.5	U	3.49		
1,1,2-Trichlorotrifluoroethane	76-13-1	187.4	0.14	J	1.07		
tert-Butyl alcohol	75-65-0	74.12	0.43	J	1.3		
Heptane	142-82-5	100.2	0.18	J	0.74		
1,1-Dichloroethene	75-35-4	96.94	0.21	J	0.83		
Acetone	67-64-1	58.08	10.7		25.4		
Carbon Disulfide	75-15-0	76.14	0.5	U	1.56		
Methyl tert-Butyl Ether	1634-04-4	88.15	0.5	U	1.8		
Methylene Chloride	75-09-2	84.94	24.3	E	84.4		
trans-1,2-Dichloroethene	156-60-5	96.94	0.2	J	0.79		
1,1-Dichloroethane	75-34-3	98.96	0.12	J	0.49		
Cyclohexane	110-82-7	84.16	0.88		3.03		
2-Butanone	78-93-3	72.11	1.9		5.6		
Carbon Tetrachloride	56-23-5	153.8	2		12.6		
cis-1,2-Dichloroethene	156-59-2	96.94	4.5		17.8		
Chloroform	67-66-3	119.4	4.4		21.5		
1,1,1-Trichloroethane	71-55-6	133.4	0.43		2.35		
2,2,4-Trimethylpentane	540-84-1	114.2	0.32	J	1.49		
Benzene	71-43-2	78.11	0.87		2.78		
1,2-Dichloroethane	107-06-2	98.96	0.5	U	2.02		
Trichloroethene	79-01-6	131.4	1		5.37		
1,2-Dichloropropane	78-87-5	113	0.5	U	2.31		
Bromodichloromethane	75-27-4	163.8	0.5	U	3.35		
4-Methyl-2-Pentanone	108-10-1	100.2	0.5	U	2.05		
Toluene	108-88-3	92.14	2.9		10.9		
t-1,3-Dichloropropene	10061-02-6	111	0.5	U	2.27		
cis-1,3-Dichloropropene	10061-01-5	111	0.5	U	2.27		
1,1,2-Trichloroethane	79-00-5	133.4	0.5	U	2.73		
Dibromochloromethane	124-48-1	208.3	0.5	U	4.26		

Project : NYSDEC - National Heatset TO-15 **Sampling Date :** 07/21/21

Field Id Number : DDC-2-INFLUENT-1 **Analysis Date :** 08/11/21

Laboratory Id Number : M3157-01 **Target Analyts :** Air Results

1,2-Dibromoethane	106-93-4	187.9	0.5	U	3.84		
Tetrachloroethene	127-18-4	165.8	28.1	E	190		
Chlorobenzene	108-90-7	112.6	0.5	U	2.3		
Ethyl Benzene	100-41-4	106.2	0.25	J	1.09		
m/p-Xylene	179601-23-1	106.2	0.73	J	3.17		
o-Xylene	95-47-6	106.2	0.29	J	1.26		
Styrene	100-42-5	104.1	0.19	J	0.81		
Bromoform	75-25-2	252.8	0.5	U	5.17		
1,1,2,2-Tetrachloroethane	79-34-5	167.9	0.03	U	0.21		
2-Chlorotoluene	95-49-8	126.6	0.5	U	2.59		
1,3,5-Trimethylbenzene	108-67-8	120.2	0.11	J	0.54		
1,2,4-Trimethylbenzene	95-63-6	120.2	0.27	J	1.33		
1,3-Dichlorobenzene	541-73-1	147	0.5	U	3.01		
1,4-Dichlorobenzene	106-46-7	147	0.5	U	3.01		
1,2-Dichlorobenzene	95-50-1	147	0.5	U	3.01		
1,2,4-Trichlorobenzene	120-82-1	181.5	0.5	U	3.71		
Hexachloro-1,3-Butadiene	87-68-3	260.8	0.5	U	5.33		
Naphthalene	91-20-3	128.17	0.5	U	2.62		
1,3-Butadiene	106-99-0	54.09	0.5	U	1.11		
4-Ethyltoluene	622-96-8	120.2	0.12	J	0.59		
Hexane	110-54-3	86.17	8.6		30.3		
Allyl Chloride	107-05-1	76.53	0.5	U	1.57		
1,4-Dioxane	123-91-1	88.12	0.5	U	1.8		
Methyl Methacrylate	80-62-6	100.117	0.5	U	2.05		

Project : NYSDEC - National Heatset TO-15 **Sampling Date :** 07/21/21

Field Id Number : DDC-2-INFLUENT-1DL **Analysis Date :** 08/11/21

Laboratory Id Number : M3157-01DL **Target Analyts :** Air Results

Chemical	Cas Number	Molecular Weight	Insert Results in PPBV	Qualifier	Generate Results in ug/m3	QAS Decision	Foot Notes
Dichlorodifluoromethane	75-71-8	120.9	5	UD	24.7		
Chloromethane	74-87-3	50.49	5	UD	10.3		
Vinyl Chloride	75-01-4	62.5	0.3	UD	0.77		
Bromomethane	74-83-9	94.94	5	UD	19.4		
Chloroethane	75-00-3	64.52	5	UD	13.2		
Tetrahydrofuran	109-99-9	72.11	5	UD	14.8		
Trichlorofluoromethane	75-69-4	137.4	5	UD	28.1		
Dichlorotetrafluoroethane	76-14-2	170.9	5	UD	35.0		
1,1,2-Trichlorotrifluoroethane	76-13-1	187.4	5	UD	38.3		
tert-Butyl alcohol	75-65-0	74.12	5	UD	15.2		
Heptane	142-82-5	100.2	5	UD	20.5		
1,1-Dichloroethene	75-35-4	96.94	5	UD	19.8		
Acetone	67-64-1	58.08	9.8	D	23.3		
Carbon Disulfide	75-15-0	76.14	5	UD	15.6		
Methyl tert-Butyl Ether	1634-04-4	88.15	5	UD	18.0		
Methylene Chloride	75-09-2	84.94	30.3	D	105		
trans-1,2-Dichloroethene	156-60-5	96.94	5	UD	19.8		
1,1-Dichloroethane	75-34-3	98.96	5	UD	20.2		
Cyclohexane	110-82-7	84.16	5	UD	17.2		
2-Butanone	78-93-3	72.11	5	UD	14.8		
Carbon Tetrachloride	56-23-5	153.8	1.3	D	8.18		
cis-1,2-Dichloroethene	156-59-2	96.94	3.2	JD	12.7		
Chloroform	67-66-3	119.4	3.2	JD	15.6		
1,1,1-Trichloroethane	71-55-6	133.4	0.3	UD	1.64		
2,2,4-Trimethylpentane	540-84-1	114.2	5	UD	23.4		
Benzene	71-43-2	78.11	5	UD	16.0		
1,2-Dichloroethane	107-06-2	98.96	5	UD	20.2		
Trichloroethene	79-01-6	131.4	0.87	D	4.68		
1,2-Dichloropropane	78-87-5	113	5	UD	23.1		
Bromodichloromethane	75-27-4	163.8	5	UD	33.5		
4-Methyl-2-Pentanone	108-10-1	100.2	5	UD	20.5		
Toluene	108-88-3	92.14	1.7	JD	6.41		
t-1,3-Dichloropropene	10061-02-6	111	5	UD	22.7		
cis-1,3-Dichloropropene	10061-01-5	111	5	UD	22.7		
1,1,2-Trichloroethane	79-00-5	133.4	5	UD	27.3		
Dibromochloromethane	124-48-1	208.3	5	UD	42.6		

Project : NYSDEC - National Heatset TO-15 **Sampling Date :** 07/21/21

Field Id Number : DDC-2-INFLUENT-1DL **Analysis Date :** 08/11/21

Laboratory Id Number : M3157-01DL **Target Analyts :** Air Results

1,2-Dibromoethane	106-93-4	187.9	5	UD	38.4		
Tetrachloroethene	127-18-4	165.8	22.8	D	154		
Chlorobenzene	108-90-7	112.6	5	UD	23.0		
Ethyl Benzene	100-41-4	106.2	5	UD	21.7		
m/p-Xylene	179601-23-1	106.2	10	UD	43.4		
o-Xylene	95-47-6	106.2	5	UD	21.7		
Styrene	100-42-5	104.1	5	UD	21.3		
Bromoform	75-25-2	252.8	5	UD	51.7		
1,1,2,2-Tetrachloroethane	79-34-5	167.9	0.3	UD	2.06		
2-Chlorotoluene	95-49-8	126.6	5	UD	25.9		
1,3,5-Trimethylbenzene	108-67-8	120.2	5	UD	24.6		
1,2,4-Trimethylbenzene	95-63-6	120.2	5	UD	24.6		
1,3-Dichlorobenzene	541-73-1	147	5	UD	30.1		
1,4-Dichlorobenzene	106-46-7	147	5	UD	30.1		
1,2-Dichlorobenzene	95-50-1	147	5	UD	30.1		
1,2,4-Trichlorobenzene	120-82-1	181.5	5	UD	37.1		
Hexachloro-1,3-Butadiene	87-68-3	260.8	5	UD	53.3		
Naphthalene	91-20-3	128.17	5	UD	26.2		
1,3-Butadiene	106-99-0	54.09	5	UD	11.1		
4-Ethyltoluene	622-96-8	120.2	5	UD	24.6		
Hexane	110-54-3	86.17	17.5	D	61.7		
Allyl Chloride	107-05-1	76.53	5	UD	15.6		
1,4-Dioxane	123-91-1	88.12	5	UD	18.0		
Methyl Methacrylate	80-62-6	100.117	5	UD	20.5		

Project : NYSDEC - National Heatset TO-15 **Sampling Date :** 07/21/21

Field Id Number : DDC-2-INFLUENT-2 **Analysis Date :** 08/11/21

Laboratory Id Number : M3157-02 **Target Analyts :** Air Results

Chemical	Cas Number	Molecular Weight	Insert Results in PPBV	Qualifier	Generate Results in ug/m3	QAS Decision	Foot Notes
Dichlorodifluoromethane	75-71-8	120.9	0.3	J	1.48		
Chloromethane	74-87-3	50.49	0.4	J	0.83		
Vinyl Chloride	75-01-4	62.5	0.16		0.41		
Bromomethane	74-83-9	94.94	0.5	U	1.94		
Chloroethane	75-00-3	64.52	0.5	U	1.32		
Tetrahydrofuran	109-99-9	72.11	0.5		1.47		
Trichlorofluoromethane	75-69-4	137.4	0.2	J	1.12		
Dichlorotetrafluoroethane	76-14-2	170.9	0.5	U	3.49		
1,1,2-Trichlorotrifluoroethane	76-13-1	187.4	0.1	J	0.77		
tert-Butyl alcohol	75-65-0	74.12	0.26	J	0.79		
Heptane	142-82-5	100.2	0.5	U	2.05		
1,1-Dichloroethene	75-35-4	96.94	0.11	J	0.44		
Acetone	67-64-1	58.08	7.5		17.8		
Carbon Disulfide	75-15-0	76.14	0.5	U	1.56		
Methyl tert-Butyl Ether	1634-04-4	88.15	0.5	U	1.8		
Methylene Chloride	75-09-2	84.94	38.6	E	134		
trans-1,2-Dichloroethene	156-60-5	96.94	0.5	U	1.98		
1,1-Dichloroethane	75-34-3	98.96	0.5	U	2.02		
Cyclohexane	110-82-7	84.16	0.58		2		
2-Butanone	78-93-3	72.11	0.68		2.01		
Carbon Tetrachloride	56-23-5	153.8	1.3		8.18		
cis-1,2-Dichloroethene	156-59-2	96.94	2.6		10.3		
Chloroform	67-66-3	119.4	2.6		12.7		
1,1,1-Trichloroethane	71-55-6	133.4	0.25		1.36		
2,2,4-Trimethylpentane	540-84-1	114.2	0.17	J	0.79		
Benzene	71-43-2	78.11	0.58		1.85		
1,2-Dichloroethane	107-06-2	98.96	0.5	U	2.02		
Trichloroethene	79-01-6	131.4	0.62		3.33		
1,2-Dichloropropane	78-87-5	113	0.5	U	2.31		
Bromodichloromethane	75-27-4	163.8	0.5	U	3.35		
4-Methyl-2-Pentanone	108-10-1	100.2	0.5	U	2.05		
Toluene	108-88-3	92.14	1.5		5.65		
t-1,3-Dichloropropene	10061-02-6	111	0.5	U	2.27		
cis-1,3-Dichloropropene	10061-01-5	111	0.5	U	2.27		
1,1,2-Trichloroethane	79-00-5	133.4	0.5	U	2.73		
Dibromochloromethane	124-48-1	208.3	0.5	U	4.26		

Project : NYSDEC - National Heatset TO-15 **Sampling Date :** 07/21/21

Field Id Number : DDC-2-INFLUENT-2 **Analysis Date :** 08/11/21

Laboratory Id Number : M3157-02 **Target Analyts :** Air Results

1,2-Dibromoethane	106-93-4	187.9	0.5	U	3.84		
Tetrachloroethene	127-18-4	165.8	13.6		92.2		
Chlorobenzene	108-90-7	112.6	0.5	U	2.3		
Ethyl Benzene	100-41-4	106.2	0.1	J	0.43		
m/p-Xylene	179601-23-1	106.2	0.28	J	1.22		
o-Xylene	95-47-6	106.2	0.14	J	0.61		
Styrene	100-42-5	104.1	0.5	U	2.13		
Bromoform	75-25-2	252.8	0.5	U	5.17		
1,1,2,2-Tetrachloroethane	79-34-5	167.9	0.03	U	0.21		
2-Chlorotoluene	95-49-8	126.6	0.5	U	2.59		
1,3,5-Trimethylbenzene	108-67-8	120.2	0.13	J	0.64		
1,2,4-Trimethylbenzene	95-63-6	120.2	0.32	J	1.57		
1,3-Dichlorobenzene	541-73-1	147	0.5	U	3.01		
1,4-Dichlorobenzene	106-46-7	147	0.5	U	3.01		
1,2-Dichlorobenzene	95-50-1	147	0.5	U	3.01		
1,2,4-Trichlorobenzene	120-82-1	181.5	0.5	U	3.71		
Hexachloro-1,3-Butadiene	87-68-3	260.8	0.5	U	5.33		
Naphthalene	91-20-3	128.17	0.5	U	2.62		
1,3-Butadiene	106-99-0	54.09	0.5	U	1.11		
4-Ethyltoluene	622-96-8	120.2	0.5	U	2.46		
Hexane	110-54-3	86.17	14.8		52.2		
Allyl Chloride	107-05-1	76.53	0.5	U	1.57		
1,4-Dioxane	123-91-1	88.12	0.5	U	1.8		
Methyl Methacrylate	80-62-6	100.117	0.5	U	2.05		

Project : NYSDEC - National Heatset TO-15 **Sampling Date :** 07/21/21

Field Id Number : DDC-2-INFLUENT-2DL **Analysis Date :** 08/11/21

Laboratory Id Number : M3157-02DL **Target Analyts :** Air Results

Chemical	Cas Number	Molecular Weight	Insert Results in PPBV	Qualifier	Generate Results in ug/m3	QAS Decision	Foot Notes
Dichlorodifluoromethane	75-71-8	120.9	5	UD	24.7		
Chloromethane	74-87-3	50.49	5	UD	10.3		
Vinyl Chloride	75-01-4	62.5	0.3	UD	0.77		
Bromomethane	74-83-9	94.94	5	UD	19.4		
Chloroethane	75-00-3	64.52	5	UD	13.2		
Tetrahydrofuran	109-99-9	72.11	5	UD	14.8		
Trichlorofluoromethane	75-69-4	137.4	5	UD	28.1		
Dichlorotetrafluoroethane	76-14-2	170.9	5	UD	35.0		
1,1,2-Trichlorotrifluoroethane	76-13-1	187.4	5	UD	38.3		
tert-Butyl alcohol	75-65-0	74.12	5	UD	15.2		
Heptane	142-82-5	100.2	5	UD	20.5		
1,1-Dichloroethene	75-35-4	96.94	5	UD	19.8		
Acetone	67-64-1	58.08	16.4	D	39.0		
Carbon Disulfide	75-15-0	76.14	5	UD	15.6		
Methyl tert-Butyl Ether	1634-04-4	88.15	5	UD	18.0		
Methylene Chloride	75-09-2	84.94	43.2	D	150		
trans-1,2-Dichloroethene	156-60-5	96.94	5	UD	19.8		
1,1-Dichloroethane	75-34-3	98.96	5	UD	20.2		
Cyclohexane	110-82-7	84.16	5	UD	17.2		
2-Butanone	78-93-3	72.11	5	UD	14.8		
Carbon Tetrachloride	56-23-5	153.8	1.1	D	6.92		
cis-1,2-Dichloroethene	156-59-2	96.94	1.9	JD	7.53		
Chloroform	67-66-3	119.4	2.1	JD	10.3		
1,1,1-Trichloroethane	71-55-6	133.4	0.3	UD	1.64		
2,2,4-Trimethylpentane	540-84-1	114.2	5	UD	23.4		
Benzene	71-43-2	78.11	5	UD	16.0		
1,2-Dichloroethane	107-06-2	98.96	5	UD	20.2		
Trichloroethene	79-01-6	131.4	0.53	D	2.85		
1,2-Dichloropropane	78-87-5	113	5	UD	23.1		
Bromodichloromethane	75-27-4	163.8	5	UD	33.5		
4-Methyl-2-Pentanone	108-10-1	100.2	5	UD	20.5		
Toluene	108-88-3	92.14	1.2	JD	4.52		
t-1,3-Dichloropropene	10061-02-6	111	5	UD	22.7		
cis-1,3-Dichloropropene	10061-01-5	111	5	UD	22.7		
1,1,2-Trichloroethane	79-00-5	133.4	5	UD	27.3		
Dibromochloromethane	124-48-1	208.3	5	UD	42.6		

Project : NYSDEC - National Heatset TO-15 **Sampling Date :** 07/21/21

Field Id Number : DDC-2-INFLUENT-2DL **Analysis Date :** 08/11/21

Laboratory Id Number : M3157-02DL **Target Analyts :** Air Results

1,2-Dibromoethane	106-93-4	187.9	5	UD	38.4		
Tetrachloroethene	127-18-4	165.8	12.1	D	82.0		
Chlorobenzene	108-90-7	112.6	5	UD	23.0		
Ethyl Benzene	100-41-4	106.2	5	UD	21.7		
m/p-Xylene	179601-23-1	106.2	10	UD	43.4		
o-Xylene	95-47-6	106.2	5	UD	21.7		
Styrene	100-42-5	104.1	5	UD	21.3		
Bromoform	75-25-2	252.8	5	UD	51.7		
1,1,2,2-Tetrachloroethane	79-34-5	167.9	0.3	UD	2.06		
2-Chlorotoluene	95-49-8	126.6	5	UD	25.9		
1,3,5-Trimethylbenzene	108-67-8	120.2	5	UD	24.6		
1,2,4-Trimethylbenzene	95-63-6	120.2	5	UD	24.6		
1,3-Dichlorobenzene	541-73-1	147	5	UD	30.1		
1,4-Dichlorobenzene	106-46-7	147	5	UD	30.1		
1,2-Dichlorobenzene	95-50-1	147	5	UD	30.1		
1,2,4-Trichlorobenzene	120-82-1	181.5	5	UD	37.1		
Hexachloro-1,3-Butadiene	87-68-3	260.8	5	UD	53.3		
Naphthalene	91-20-3	128.17	5	UD	26.2		
1,3-Butadiene	106-99-0	54.09	5	UD	11.1		
4-Ethyltoluene	622-96-8	120.2	5	UD	24.6		
Hexane	110-54-3	86.17	14.8	D	52.2		
Allyl Chloride	107-05-1	76.53	5	UD	15.6		
1,4-Dioxane	123-91-1	88.12	5	UD	18.0		
Methyl Methacrylate	80-62-6	100.117	5	UD	20.5		

Project : NYSDEC - National Heatset TO-15

Field Id Number : OFFSITE-DDC-EFFLUEI

Laboratory Id Number : M3157-03

Sampling Date : 07/21/21

Analysis Date : 08/11/21

Target Analyts : Air Results

Chemical	Cas Number	Molecular Weight	Insert Results in PPBV	Qualifier	Generate Results in ug/m3	QAS Decision	Foot Notes
Dichlorodifluoromethane	75-71-8	120.9	0.15	J	0.74		
Chloromethane	74-87-3	50.49	0.49	J	1.01		
Vinyl Chloride	75-01-4	62.5	0.18		0.46		
Bromomethane	74-83-9	94.94	0.5	U	1.94		
Chloroethane	75-00-3	64.52	0.5	U	1.32		
Tetrahydrofuran	109-99-9	72.11	0.54		1.59		
Trichlorofluoromethane	75-69-4	137.4	0.19	J	1.07		
Dichlorotetrafluoroethane	76-14-2	170.9	0.5	U	3.49		
1,1,2-Trichlorotrifluoroethane	76-13-1	187.4	0.5	U	3.83		
tert-Butyl alcohol	75-65-0	74.12	0.5	U	1.52		
Heptane	142-82-5	100.2	0.5	U	2.05		
1,1-Dichloroethene	75-35-4	96.94	0.5	U	1.98		
Acetone	67-64-1	58.08	6.8		16.2		
Carbon Disulfide	75-15-0	76.14	0.5	U	1.56		
Methyl tert-Butyl Ether	1634-04-4	88.15	0.5	U	1.8		
Methylene Chloride	75-09-2	84.94	6.1		21.2		
trans-1,2-Dichloroethene	156-60-5	96.94	0.46	J	1.82		
1,1-Dichloroethane	75-34-3	98.96	0.26	J	1.05		
Cyclohexane	110-82-7	84.16	0.5	U	1.72		
2-Butanone	78-93-3	72.11	0.77		2.27		
Carbon Tetrachloride	56-23-5	153.8	0.05		0.31		
cis-1,2-Dichloroethene	156-59-2	96.94	22.4	E	88.8		
Chloroform	67-66-3	119.4	0.94		4.59		
1,1,1-Trichloroethane	71-55-6	133.4	0.03	U	0.16		
2,2,4-Trimethylpentane	540-84-1	114.2	0.2	J	0.93		
Benzene	71-43-2	78.11	0.37	J	1.18		
1,2-Dichloroethane	107-06-2	98.96	0.5	U	2.02		
Trichloroethene	79-01-6	131.4	0.03	U	0.16		
1,2-Dichloropropane	78-87-5	113	0.5	U	2.31		
Bromodichloromethane	75-27-4	163.8	0.5	U	3.35		
4-Methyl-2-Pentanone	108-10-1	100.2	0.5	U	2.05		
Toluene	108-88-3	92.14	1.5		5.65		
t-1,3-Dichloropropene	10061-02-6	111	0.5	U	2.27		
cis-1,3-Dichloropropene	10061-01-5	111	0.5	U	2.27		
1,1,2-Trichloroethane	79-00-5	133.4	0.5	U	2.73		
Dibromochloromethane	124-48-1	208.3	0.5	U	4.26		

Project : NYSDEC - National Heatset TO-15 **Sampling Date :** 07/21/21

Field Id Number : OFFSITE-DDC-EFFLUEI **Analysis Date :** 08/11/21

Laboratory Id Number : M3157-03 **Target Analyts :** Air Results

1,2-Dibromoethane	106-93-4	187.9	0.5	U	3.84		
Tetrachloroethene	127-18-4	165.8	0.04		0.27		
Chlorobenzene	108-90-7	112.6	0.5	U	2.3		
Ethyl Benzene	100-41-4	106.2	0.12	J	0.52		
m/p-Xylene	179601-23-1	106.2	0.35	J	1.52		
o-Xylene	95-47-6	106.2	0.14	J	0.61		
Styrene	100-42-5	104.1	0.5	U	2.13		
Bromoform	75-25-2	252.8	0.5	U	5.17		
1,1,2,2-Tetrachloroethane	79-34-5	167.9	0.03	U	0.21		
2-Chlorotoluene	95-49-8	126.6	0.5	U	2.59		
1,3,5-Trimethylbenzene	108-67-8	120.2	0.5	U	2.46		
1,2,4-Trimethylbenzene	95-63-6	120.2	0.12	J	0.59		
1,3-Dichlorobenzene	541-73-1	147	0.5	U	3.01		
1,4-Dichlorobenzene	106-46-7	147	0.5	U	3.01		
1,2-Dichlorobenzene	95-50-1	147	0.5	U	3.01		
1,2,4-Trichlorobenzene	120-82-1	181.5	0.5	U	3.71		
Hexachloro-1,3-Butadiene	87-68-3	260.8	0.5	U	5.33		
Naphthalene	91-20-3	128.17	0.5	U	2.62		
1,3-Butadiene	106-99-0	54.09	0.5	U	1.11		
4-Ethyltoluene	622-96-8	120.2	0.5	U	2.46		
Hexane	110-54-3	86.17	2.1		7.4		
Allyl Chloride	107-05-1	76.53	0.5	U	1.57		
1,4-Dioxane	123-91-1	88.12	0.5	U	1.8		
Methyl Methacrylate	80-62-6	100.117	0.5	U	2.05		

Project : NYSDEC - National Heatset TO-15

Field Id Number : OFFSITE-DDC-EFFLUEI

Laboratory Id Number : M3157-03DL

Sampling Date : 07/21/21

Analysis Date : 08/11/21

Target Analyts : Air Results

Chemical	Cas Number	Molecular Weight	Insert Results in PPBV	Qualifier	Generate Results in ug/m3	QAS Decision	Foot Notes
Dichlorodifluoromethane	75-71-8	120.9	5	UD	24.7		
Chloromethane	74-87-3	50.49	5	UD	10.3		
Vinyl Chloride	75-01-4	62.5	0.3	UD	0.77		
Bromomethane	74-83-9	94.94	5	UD	19.4		
Chloroethane	75-00-3	64.52	5	UD	13.2		
Tetrahydrofuran	109-99-9	72.11	5	UD	14.8		
Trichlorofluoromethane	75-69-4	137.4	5	UD	28.1		
Dichlorotetrafluoroethane	76-14-2	170.9	5	UD	35.0		
1,1,2-Trichlorotrifluoroethane	76-13-1	187.4	5	UD	38.3		
tert-Butyl alcohol	75-65-0	74.12	5	UD	15.2		
Heptane	142-82-5	100.2	5	UD	20.5		
1,1-Dichloroethene	75-35-4	96.94	5	UD	19.8		
Acetone	67-64-1	58.08	9.7	D	23.0		
Carbon Disulfide	75-15-0	76.14	5	UD	15.6		
Methyl tert-Butyl Ether	1634-04-4	88.15	5	UD	18.0		
Methylene Chloride	75-09-2	84.94	12.1	D	42.0		
trans-1,2-Dichloroethene	156-60-5	96.94	5	UD	19.8		
1,1-Dichloroethane	75-34-3	98.96	5	UD	20.2		
Cyclohexane	110-82-7	84.16	5	UD	17.2		
2-Butanone	78-93-3	72.11	5	UD	14.8		
Carbon Tetrachloride	56-23-5	153.8	0.3	UD	1.89		
cis-1,2-Dichloroethene	156-59-2	96.94	16	D	63.4		
Chloroform	67-66-3	119.4	5	UD	24.4		
1,1,1-Trichloroethane	71-55-6	133.4	0.3	UD	1.64		
2,2,4-Trimethylpentane	540-84-1	114.2	5	UD	23.4		
Benzene	71-43-2	78.11	5	UD	16.0		
1,2-Dichloroethane	107-06-2	98.96	5	UD	20.2		
Trichloroethene	79-01-6	131.4	0.3	UD	1.61		
1,2-Dichloropropane	78-87-5	113	5	UD	23.1		
Bromodichloromethane	75-27-4	163.8	5	UD	33.5		
4-Methyl-2-Pentanone	108-10-1	100.2	5	UD	20.5		
Toluene	108-88-3	92.14	1	JD	3.77		
t-1,3-Dichloropropene	10061-02-6	111	5	UD	22.7		
cis-1,3-Dichloropropene	10061-01-5	111	5	UD	22.7		
1,1,2-Trichloroethane	79-00-5	133.4	5	UD	27.3		
Dibromochloromethane	124-48-1	208.3	5	UD	42.6		

Project : NYSDEC - National Heatset TO-15 **Sampling Date :** 07/21/21

Field Id Number : OFFSITE-DDC-EFFLUEI **Analysis Date :** 08/11/21

Laboratory Id Number : M3157-03DL **Target Analyts :** Air Results

1,2-Dibromoethane	106-93-4	187.9	5	UD	38.4		
Tetrachloroethene	127-18-4	165.8	0.3	UD	2.03		
Chlorobenzene	108-90-7	112.6	5	UD	23.0		
Ethyl Benzene	100-41-4	106.2	5	UD	21.7		
m/p-Xylene	179601-23-1	106.2	10	UD	43.4		
o-Xylene	95-47-6	106.2	5	UD	21.7		
Styrene	100-42-5	104.1	5	UD	21.3		
Bromoform	75-25-2	252.8	5	UD	51.7		
1,1,2,2-Tetrachloroethane	79-34-5	167.9	0.3	UD	2.06		
2-Chlorotoluene	95-49-8	126.6	5	UD	25.9		
1,3,5-Trimethylbenzene	108-67-8	120.2	5	UD	24.6		
1,2,4-Trimethylbenzene	95-63-6	120.2	5	UD	24.6		
1,3-Dichlorobenzene	541-73-1	147	5	UD	30.1		
1,4-Dichlorobenzene	106-46-7	147	5	UD	30.1		
1,2-Dichlorobenzene	95-50-1	147	5	UD	30.1		
1,2,4-Trichlorobenzene	120-82-1	181.5	5	UD	37.1		
Hexachloro-1,3-Butadiene	87-68-3	260.8	5	UD	53.3		
Naphthalene	91-20-3	128.17	5	UD	26.2		
1,3-Butadiene	106-99-0	54.09	5	UD	11.1		
4-Ethyltoluene	622-96-8	120.2	5	UD	24.6		
Hexane	110-54-3	86.17	5.9	D	20.8		
Allyl Chloride	107-05-1	76.53	5	UD	15.6		
1,4-Dioxane	123-91-1	88.12	5	UD	18.0		
Methyl Methacrylate	80-62-6	100.117	5	UD	20.5		

Project : NYSDEC - National Heatset TO-15 **Sampling Date :** 07/21/21

Field Id Number : SVE-INFLUENT **Analysis Date :** 08/11/21

Laboratory Id Number : M3157-04 **Target Analyts :** Air Results

Chemical	Cas Number	Molecular Weight	Insert Results in PPBV	Qualifier	Generate Results in ug/m3	QAS Decision	Foot Notes
Dichlorodifluoromethane	75-71-8	120.9	0.25	J	1.24		
Chloromethane	74-87-3	50.49	0.42	J	0.87		
Vinyl Chloride	75-01-4	62.5	0.03	U	0.08		
Bromomethane	74-83-9	94.94	0.5	U	1.94		
Chloroethane	75-00-3	64.52	0.5	U	1.32		
Tetrahydrofuran	109-99-9	72.11	0.5	U	1.47		
Trichlorofluoromethane	75-69-4	137.4	0.39	J	2.19		
Dichlorotetrafluoroethane	76-14-2	170.9	0.5	U	3.49		
1,1,2-Trichlorotrifluoroethane	76-13-1	187.4	0.5	U	3.83		
tert-Butyl alcohol	75-65-0	74.12	0.5	U	1.52		
Heptane	142-82-5	100.2	0.11	J	0.45		
1,1-Dichloroethene	75-35-4	96.94	0.5	U	1.98		
Acetone	67-64-1	58.08	9.6		22.8		
Carbon Disulfide	75-15-0	76.14	0.5	U	1.56		
Methyl tert-Butyl Ether	1634-04-4	88.15	0.5	U	1.8		
Methylene Chloride	75-09-2	84.94	17.7	E	61.5		
trans-1,2-Dichloroethene	156-60-5	96.94	0.5	U	1.98		
1,1-Dichloroethane	75-34-3	98.96	0.5	U	2.02		
Cyclohexane	110-82-7	84.16	0.17	J	0.59		
2-Butanone	78-93-3	72.11	0.89		2.62		
Carbon Tetrachloride	56-23-5	153.8	0.06		0.38		
cis-1,2-Dichloroethene	156-59-2	96.94	1.2		4.76		
Chloroform	67-66-3	119.4	0.17	J	0.83		
1,1,1-Trichloroethane	71-55-6	133.4	0.23		1.25		
2,2,4-Trimethylpentane	540-84-1	114.2	0.37	J	1.73		
Benzene	71-43-2	78.11	0.34	J	1.09		
1,2-Dichloroethane	107-06-2	98.96	0.5	U	2.02		
Trichloroethene	79-01-6	131.4	0.29		1.56		
1,2-Dichloropropane	78-87-5	113	0.5	U	2.31		
Bromodichloromethane	75-27-4	163.8	0.5	U	3.35		
4-Methyl-2-Pentanone	108-10-1	100.2	0.5	U	2.05		
Toluene	108-88-3	92.14	1.7		6.41		
t-1,3-Dichloropropene	10061-02-6	111	0.5	U	2.27		
cis-1,3-Dichloropropene	10061-01-5	111	0.5	U	2.27		
1,1,2-Trichloroethane	79-00-5	133.4	0.5	U	2.73		
Dibromochloromethane	124-48-1	208.3	0.5	U	4.26		

Project : NYSDEC - National Heatset TO-15 **Sampling Date :** 07/21/21

Field Id Number : SVE-INFLUENT **Analysis Date :** 08/11/21

Laboratory Id Number : M3157-04 **Target Analyts :** Air Results

1,2-Dibromoethane	106-93-4	187.9	0.5	U	3.84		
Tetrachloroethene	127-18-4	165.8	0.36		2.44		
Chlorobenzene	108-90-7	112.6	0.5	U	2.3		
Ethyl Benzene	100-41-4	106.2	0.13	J	0.56		
m/p-Xylene	179601-23-1	106.2	0.44	J	1.91		
o-Xylene	95-47-6	106.2	0.18	J	0.78		
Styrene	100-42-5	104.1	0.5	U	2.13		
Bromoform	75-25-2	252.8	0.5	U	5.17		
1,1,2,2-Tetrachloroethane	79-34-5	167.9	0.03	U	0.21		
2-Chlorotoluene	95-49-8	126.6	0.5	U	2.59		
1,3,5-Trimethylbenzene	108-67-8	120.2	0.5	U	2.46		
1,2,4-Trimethylbenzene	95-63-6	120.2	0.17	J	0.84		
1,3-Dichlorobenzene	541-73-1	147	0.5	U	3.01		
1,4-Dichlorobenzene	106-46-7	147	0.5	U	3.01		
1,2-Dichlorobenzene	95-50-1	147	0.5	U	3.01		
1,2,4-Trichlorobenzene	120-82-1	181.5	0.5	U	3.71		
Hexachloro-1,3-Butadiene	87-68-3	260.8	0.5	U	5.33		
1,3-Butadiene	106-99-0	54.09	0.5	U	1.11		
Naphthalene	91-20-3	128.17	0.5	U	2.62		
4-Ethyltoluene	622-96-8	120.2	0.5	U	2.46		
Hexane	110-54-3	86.17	6.4		22.6		
Allyl Chloride	107-05-1	76.53	0.5	U	1.57		
1,4-Dioxane	123-91-1	88.12	0.5	U	1.8		
Methyl Methacrylate	80-62-6	100.117	0.5	U	2.05		

Project : NYSDEC - National Heatset TO-15 **Sampling Date :** 07/21/21

Field Id Number : SVE-INFLUENTDL **Analysis Date :** 08/11/21

Laboratory Id Number : M3157-04DL **Target Analyts :** Air Results

Chemical	Cas Number	Molecular Weight	Insert Results in PPBV	Qualifier	Generate Results in ug/m3	QAS Decision	Foot Notes
Dichlorodifluoromethane	75-71-8	120.9	5	UD	24.7		
Chloromethane	74-87-3	50.49	5	UD	10.3		
Vinyl Chloride	75-01-4	62.5	0.3	UD	0.77		
Bromomethane	74-83-9	94.94	5	UD	19.4		
Chloroethane	75-00-3	64.52	5	UD	13.2		
Tetrahydrofuran	109-99-9	72.11	5	UD	14.8		
Trichlorofluoromethane	75-69-4	137.4	5	UD	28.1		
Dichlorotetrafluoroethane	76-14-2	170.9	5	UD	35.0		
1,1,2-Trichlorotrifluoroethane	76-13-1	187.4	5	UD	38.3		
tert-Butyl alcohol	75-65-0	74.12	5	UD	15.2		
Heptane	142-82-5	100.2	5	UD	20.5		
1,1-Dichloroethene	75-35-4	96.94	5	UD	19.8		
Acetone	67-64-1	58.08	12.5	D	29.7		
Carbon Disulfide	75-15-0	76.14	5	UD	15.6		
Methyl tert-Butyl Ether	1634-04-4	88.15	5	UD	18.0		
Methylene Chloride	75-09-2	84.94	29.9	D	103		
trans-1,2-Dichloroethene	156-60-5	96.94	5	UD	19.8		
1,1-Dichloroethane	75-34-3	98.96	5	UD	20.2		
Cyclohexane	110-82-7	84.16	5	UD	17.2		
2-Butanone	78-93-3	72.11	2.4	JD	7.08		
Carbon Tetrachloride	56-23-5	153.8	0.41	D	2.58		
cis-1,2-Dichloroethene	156-59-2	96.94	1.6	JD	6.34		
Chloroform	67-66-3	119.4	5	UD	24.4		
1,1,1-Trichloroethane	71-55-6	133.4	0.3	UD	1.64		
2,2,4-Trimethylpentane	540-84-1	114.2	5	UD	23.4		
Benzene	71-43-2	78.11	5	UD	16.0		
1,2-Dichloroethane	107-06-2	98.96	5	UD	20.2		
Trichloroethene	79-01-6	131.4	0.53	D	2.85		
1,2-Dichloropropane	78-87-5	113	5	UD	23.1		
Bromodichloromethane	75-27-4	163.8	5	UD	33.5		
4-Methyl-2-Pentanone	108-10-1	100.2	5	UD	20.5		
Toluene	108-88-3	92.14	1.6	JD	6.03		
t-1,3-Dichloropropene	10061-02-6	111	5	UD	22.7		
cis-1,3-Dichloropropene	10061-01-5	111	5	UD	22.7		
1,1,2-Trichloroethane	79-00-5	133.4	5	UD	27.3		
Dibromochloromethane	124-48-1	208.3	5	UD	42.6		

Project : NYSDEC - National Heatset TO-15 **Sampling Date :** 07/21/21

Field Id Number : SVE-INFLUENTDL **Analysis Date :** 08/11/21

Laboratory Id Number : M3157-04DL **Target Analyts :** Air Results

1,2-Dibromoethane	106-93-4	187.9	5	UD	38.4		
Tetrachloroethene	127-18-4	165.8	0.81	D	5.49		
Chlorobenzene	108-90-7	112.6	5	UD	23.0		
Ethyl Benzene	100-41-4	106.2	5	UD	21.7		
m/p-Xylene	179601-23-1	106.2	0.98	JD	4.26		
o-Xylene	95-47-6	106.2	5	UD	21.7		
Styrene	100-42-5	104.1	5	UD	21.3		
Bromoform	75-25-2	252.8	5	UD	51.7		
1,1,2,2-Tetrachloroethane	79-34-5	167.9	0.3	UD	2.06		
2-Chlorotoluene	95-49-8	126.6	5	UD	25.9		
1,3,5-Trimethylbenzene	108-67-8	120.2	5	UD	24.6		
1,2,4-Trimethylbenzene	95-63-6	120.2	5	UD	24.6		
1,3-Dichlorobenzene	541-73-1	147	5	UD	30.1		
1,4-Dichlorobenzene	106-46-7	147	5	UD	30.1		
1,2-Dichlorobenzene	95-50-1	147	5	UD	30.1		
1,2,4-Trichlorobenzene	120-82-1	181.5	5	UD	37.1		
Hexachloro-1,3-Butadiene	87-68-3	260.8	5	UD	53.3		
Naphthalene	91-20-3	128.17	5	UD	26.2		
1,3-Butadiene	106-99-0	54.09	5	UD	11.1		
4-Ethyltoluene	622-96-8	120.2	5	UD	24.6		
Hexane	110-54-3	86.17	8.9	D	31.4		
Allyl Chloride	107-05-1	76.53	5	UD	15.6		
1,4-Dioxane	123-91-1	88.12	5	UD	18.0		
Methyl Methacrylate	80-62-6	100.117	5	UD	20.5		

Project : NYSDEC - National Heatset TO-15 **Sampling Date :** 07/21/21

Field Id Number : SVE-EFFLUENT **Analysis Date :** 08/11/21

Laboratory Id Number : M3157-05 **Target Analyts :** Air Results

Chemical	Cas Number	Molecular Weight	Insert Results in PPBV	Qualifier	Generate Results in ug/m3	QAS Decision	Foot Notes
Dichlorodifluoromethane	75-71-8	120.9	0.23	J	1.14		
Chloromethane	74-87-3	50.49	0.17	J	0.35		
Vinyl Chloride	75-01-4	62.5	0.03	U	0.08		
Bromomethane	74-83-9	94.94	0.5	U	1.94		
Chloroethane	75-00-3	64.52	0.5	U	1.32		
Tetrahydrofuran	109-99-9	72.11	0.5	U	1.47		
Trichlorofluoromethane	75-69-4	137.4	0.3	J	1.69		
Dichlorotetrafluoroethane	76-14-2	170.9	0.5	U	3.49		
1,1,2-Trichlorotrifluoroethane	76-13-1	187.4	0.1	J	0.77		
tert-Butyl alcohol	75-65-0	74.12	0.5	U	1.52		
Heptane	142-82-5	100.2	0.5	U	2.05		
1,1-Dichloroethene	75-35-4	96.94	0.5	U	1.98		
Acetone	67-64-1	58.08	2.7		6.41		
Carbon Disulfide	75-15-0	76.14	0.5	U	1.56		
Methyl tert-Butyl Ether	1634-04-4	88.15	0.5	U	1.8		
Methylene Chloride	75-09-2	84.94	10.7		37.2		
trans-1,2-Dichloroethene	156-60-5	96.94	0.15	J	0.59		
1,1-Dichloroethane	75-34-3	98.96	0.5	U	2.02		
Cyclohexane	110-82-7	84.16	0.5	U	1.72		
2-Butanone	78-93-3	72.11	0.34	J	1		
Carbon Tetrachloride	56-23-5	153.8	0.04		0.25		
cis-1,2-Dichloroethene	156-59-2	96.94	2.6		10.3		
Chloroform	67-66-3	119.4	0.31	J	1.51		
1,1,1-Trichloroethane	71-55-6	133.4	0.29		1.58		
2,2,4-Trimethylpentane	540-84-1	114.2	0.14	J	0.65		
Benzene	71-43-2	78.11	0.19	J	0.61		
1,2-Dichloroethane	107-06-2	98.96	0.5	U	2.02		
Trichloroethene	79-01-6	131.4	0.03	U	0.16		
1,2-Dichloropropane	78-87-5	113	0.5	U	2.31		
Bromodichloromethane	75-27-4	163.8	0.5	U	3.35		
4-Methyl-2-Pentanone	108-10-1	100.2	0.5	U	2.05		
Toluene	108-88-3	92.14	0.68		2.56		
t-1,3-Dichloropropene	10061-02-6	111	0.5	U	2.27		
cis-1,3-Dichloropropene	10061-01-5	111	0.5	U	2.27		
1,1,2-Trichloroethane	79-00-5	133.4	0.5	U	2.73		
Dibromochloromethane	124-48-1	208.3	0.5	U	4.26		

Project : NYSDEC - National Heatset TO-15 **Sampling Date :** 07/21/21

Field Id Number : SVE-EFFLUENT **Analysis Date :** 08/11/21

Laboratory Id Number : M3157-05 **Target Analyts :** Air Results

1,2-Dibromoethane	106-93-4	187.9	0.5	U	3.84		
Tetrachloroethene	127-18-4	165.8	0.16		1.08		
Chlorobenzene	108-90-7	112.6	0.5	U	2.3		
Ethyl Benzene	100-41-4	106.2	0.5	U	2.17		
m/p-Xylene	179601-23-1	106.2	0.19	J	0.83		
o-Xylene	95-47-6	106.2	0.5	U	2.17		
Styrene	100-42-5	104.1	0.5	U	2.13		
Bromoform	75-25-2	252.8	0.5	U	5.17		
1,1,2,2-Tetrachloroethane	79-34-5	167.9	0.03	U	0.21		
2-Chlorotoluene	95-49-8	126.6	0.5	U	2.59		
1,3,5-Trimethylbenzene	108-67-8	120.2	0.5	U	2.46		
1,2,4-Trimethylbenzene	95-63-6	120.2	0.5	U	2.46		
1,3-Dichlorobenzene	541-73-1	147	0.5	U	3.01		
1,4-Dichlorobenzene	106-46-7	147	0.5	U	3.01		
1,2-Dichlorobenzene	95-50-1	147	0.5	U	3.01		
1,2,4-Trichlorobenzene	120-82-1	181.5	0.5	U	3.71		
Hexachloro-1,3-Butadiene	87-68-3	260.8	0.5	U	5.33		
Naphthalene	91-20-3	128.17	0.5	U	2.62		
1,3-Butadiene	106-99-0	54.09	0.5	U	1.11		
4-Ethyltoluene	622-96-8	120.2	0.5	U	2.46		
Hexane	110-54-3	86.17	3.2		11.3		
Allyl Chloride	107-05-1	76.53	0.5	U	1.57		
1,4-Dioxane	123-91-1	88.12	0.5	U	1.8		
Methyl Methacrylate	80-62-6	100.117	0.5	U	2.05		

Project : NYSDEC - National Heatset TO-15 **Sampling Date :** 07/21/21

Field Id Number : OFFSITE-DDC-INTERME **Analysis Date :** 08/11/21

Laboratory Id Number : M3157-06 **Target Analyts :** Air Results

Chemical	Cas Number	Molecular Weight	Insert Results in PPBV	Qualifier	Generate Results in ug/m3	QAS Decision	Foot Notes
Dichlorodifluoromethane	75-71-8	120.9	0.2	J	0.99		
Chloromethane	74-87-3	50.49	0.54		1.12		
Vinyl Chloride	75-01-4	62.5	0.03	U	0.08		
Bromomethane	74-83-9	94.94	0.5	U	1.94		
Chloroethane	75-00-3	64.52	0.5	U	1.32		
Tetrahydrofuran	109-99-9	72.11	0.5	U	1.47		
Trichlorofluoromethane	75-69-4	137.4	0.22	J	1.24		
Dichlorotetrafluoroethane	76-14-2	170.9	0.5	U	3.49		
1,1,2-Trichlorotrifluoroethane	76-13-1	187.4	0.5	U	3.83		
tert-Butyl alcohol	75-65-0	74.12	0.13	J	0.39		
Heptane	142-82-5	100.2	0.27	J	1.11		
1,1-Dichloroethene	75-35-4	96.94	0.5	U	1.98		
Acetone	67-64-1	58.08	11.7		27.8		
Carbon Disulfide	75-15-0	76.14	0.5	U	1.56		
Methyl tert-Butyl Ether	1634-04-4	88.15	0.5	U	1.8		
Methylene Chloride	75-09-2	84.94	44.7	E	155		
trans-1,2-Dichloroethene	156-60-5	96.94	0.5	U	1.98		
1,1-Dichloroethane	75-34-3	98.96	0.5	U	2.02		
Cyclohexane	110-82-7	84.16	0.27	J	0.93		
2-Butanone	78-93-3	72.11	1.2		3.54		
Carbon Tetrachloride	56-23-5	153.8	0.06		0.38		
cis-1,2-Dichloroethene	156-59-2	96.94	0.5	U	1.98		
Chloroform	67-66-3	119.4	0.5	U	2.44		
1,1,1-Trichloroethane	71-55-6	133.4	0.03	U	0.16		
2,2,4-Trimethylpentane	540-84-1	114.2	0.24	J	1.12		
Benzene	71-43-2	78.11	0.43	J	1.37		
1,2-Dichloroethane	107-06-2	98.96	0.5	U	2.02		
Trichloroethene	79-01-6	131.4	0.03	U	0.16		
1,2-Dichloropropane	78-87-5	113	0.5	U	2.31		
Bromodichloromethane	75-27-4	163.8	0.5	U	3.35		
4-Methyl-2-Pentanone	108-10-1	100.2	0.46	J	1.89		
Toluene	108-88-3	92.14	1.1		4.15		
t-1,3-Dichloropropene	10061-02-6	111	0.5	U	2.27		
cis-1,3-Dichloropropene	10061-01-5	111	0.5	U	2.27		
1,1,2-Trichloroethane	79-00-5	133.4	0.5	U	2.73		
Dibromochloromethane	124-48-1	208.3	0.5	U	4.26		

Project : NYSDEC - National Heatset TO-15 **Sampling Date :** 07/21/21

Field Id Number : OFFSITE-DDC-INTERME **Analysis Date :** 08/11/21

Laboratory Id Number : M3157-06 **Target Analyts :** Air Results

1,2-Dibromoethane	106-93-4	187.9	0.5	U	3.84		
Tetrachloroethene	127-18-4	165.8	0.05		0.34		
Chlorobenzene	108-90-7	112.6	0.5	U	2.3		
Ethyl Benzene	100-41-4	106.2	0.12	J	0.52		
m/p-Xylene	179601-23-1	106.2	0.38	J	1.65		
o-Xylene	95-47-6	106.2	0.14	J	0.61		
Styrene	100-42-5	104.1	0.11	J	0.47		
Bromoform	75-25-2	252.8	0.5	U	5.17		
1,1,2,2-Tetrachloroethane	79-34-5	167.9	0.03	U	0.21		
2-Chlorotoluene	95-49-8	126.6	0.5	U	2.59		
1,3,5-Trimethylbenzene	108-67-8	120.2	0.5	U	2.46		
1,2,4-Trimethylbenzene	95-63-6	120.2	0.16	J	0.79		
1,3-Dichlorobenzene	541-73-1	147	0.5	U	3.01		
1,4-Dichlorobenzene	106-46-7	147	0.5	U	3.01		
1,2-Dichlorobenzene	95-50-1	147	0.5	U	3.01		
1,2,4-Trichlorobenzene	120-82-1	181.5	0.5	U	3.71		
Hexachloro-1,3-Butadiene	87-68-3	260.8	0.5	U	5.33		
Naphthalene	91-20-3	128.17	0.5	U	2.62		
1,3-Butadiene	106-99-0	54.09	0.5	U	1.11		
4-Ethyltoluene	622-96-8	120.2	0.5	U	2.46		
Hexane	110-54-3	86.17	13.6		47.9		
Allyl Chloride	107-05-1	76.53	0.5	U	1.57		
1,4-Dioxane	123-91-1	88.12	0.5	U	1.8		
Methyl Methacrylate	80-62-6	100.117	0.5	U	2.05		

Project : NYSDEC - National Heatset TO-15 **Sampling Date :** 07/21/21

Field Id Number : OFFSITE-DDC-INTERME **Analysis Date :** 08/13/21

Laboratory Id Number : M3157-06DL **Target Analyts :** Air Results

Chemical	Cas Number	Molecular Weight	Insert Results in PPBV	Qualifier	Generate Results in ug/m3	QAS Decision	Foot Notes
Dichlorodifluoromethane	75-71-8	120.9	5	UD	24.7		
Chloromethane	74-87-3	50.49	5	UD	10.3		
Vinyl Chloride	75-01-4	62.5	0.3	UD	0.77		
Bromomethane	74-83-9	94.94	5	UD	19.4		
Chloroethane	75-00-3	64.52	5	UD	13.2		
Tetrahydrofuran	109-99-9	72.11	5	UD	14.8		
Trichlorofluoromethane	75-69-4	137.4	5	UD	28.1		
Dichlorotetrafluoroethane	76-14-2	170.9	5	UD	35.0		
1,1,2-Trichlorotrifluoroethane	76-13-1	187.4	5	UD	38.3		
tert-Butyl alcohol	75-65-0	74.12	5	UD	15.2		
Heptane	142-82-5	100.2	5	UD	20.5		
1,1-Dichloroethene	75-35-4	96.94	5	UD	19.8		
Acetone	67-64-1	58.08	12.1	D	28.7		
Carbon Disulfide	75-15-0	76.14	5	UD	15.6		
Methyl tert-Butyl Ether	1634-04-4	88.15	5	UD	18.0		
Methylene Chloride	75-09-2	84.94	49.1	D	170		
trans-1,2-Dichloroethene	156-60-5	96.94	5	UD	19.8		
1,1-Dichloroethane	75-34-3	98.96	5	UD	20.2		
Cyclohexane	110-82-7	84.16	5	UD	17.2		
2-Butanone	78-93-3	72.11	5	UD	14.8		
Carbon Tetrachloride	56-23-5	153.8	0.3	UD	1.89		
cis-1,2-Dichloroethene	156-59-2	96.94	5	UD	19.8		
Chloroform	67-66-3	119.4	5	UD	24.4		
1,1,1-Trichloroethane	71-55-6	133.4	0.3	UD	1.64		
2,2,4-Trimethylpentane	540-84-1	114.2	5	UD	23.4		
Benzene	71-43-2	78.11	5	UD	16.0		
1,2-Dichloroethane	107-06-2	98.96	5	UD	20.2		
Trichloroethene	79-01-6	131.4	0.3	UD	1.61		
1,2-Dichloropropane	78-87-5	113	5	UD	23.1		
Bromodichloromethane	75-27-4	163.8	5	UD	33.5		
4-Methyl-2-Pentanone	108-10-1	100.2	5	UD	20.5		
Toluene	108-88-3	92.14	5	UD	18.8		
t-1,3-Dichloropropene	10061-02-6	111	5	UD	22.7		
cis-1,3-Dichloropropene	10061-01-5	111	5	UD	22.7		
1,1,2-Trichloroethane	79-00-5	133.4	5	UD	27.3		
Dibromochloromethane	124-48-1	208.3	5	UD	42.6		

Project : NYSDEC - National Heatset TO-15 **Sampling Date :** 07/21/21

Field Id Number : OFFSITE-DDC-INTERME **Analysis Date :** 08/13/21

Laboratory Id Number : M3157-06DL **Target Analyts :** Air Results

1,2-Dibromoethane	106-93-4	187.9	5	UD	38.4		
Tetrachloroethene	127-18-4	165.8	0.3	UD	2.03		
Chlorobenzene	108-90-7	112.6	5	UD	23.0		
Ethyl Benzene	100-41-4	106.2	5	UD	21.7		
m/p-Xylene	179601-23-1	106.2	10	UD	43.4		
o-Xylene	95-47-6	106.2	5	UD	21.7		
Styrene	100-42-5	104.1	5	UD	21.3		
Bromoform	75-25-2	252.8	5	UD	51.7		
1,1,2,2-Tetrachloroethane	79-34-5	167.9	0.3	UD	2.06		
2-Chlorotoluene	95-49-8	126.6	5	UD	25.9		
1,3,5-Trimethylbenzene	108-67-8	120.2	5	UD	24.6		
1,2,4-Trimethylbenzene	95-63-6	120.2	5	UD	24.6		
1,3-Dichlorobenzene	541-73-1	147	5	UD	30.1		
1,4-Dichlorobenzene	106-46-7	147	5	UD	30.1		
1,2-Dichlorobenzene	95-50-1	147	5	UD	30.1		
1,2,4-Trichlorobenzene	120-82-1	181.5	5	UD	37.1		
Hexachloro-1,3-Butadiene	87-68-3	260.8	5	UD	53.3		
Naphthalene	91-20-3	128.17	5	UD	26.2		
1,3-Butadiene	106-99-0	54.09	5	UD	11.1		
4-Ethyltoluene	622-96-8	120.2	5	UD	24.6		
Hexane	110-54-3	86.17	13.6	D	47.9		
Allyl Chloride	107-05-1	76.53	5	UD	15.6		
1,4-Dioxane	123-91-1	88.12	5	UD	18.0		
Methyl Methacrylate	80-62-6	100.117	5	UD	20.5		

Project : NYSDEC - National Heatset TO-15 **Sampling Date :** 07/21/21

Field Id Number : DDC-2-EFFLUENT **Analysis Date :** 08/11/21

Laboratory Id Number : M3157-07 **Target Analyts :** Air Results

Chemical	Cas Number	Molecular Weight	Insert Results in PPBV	Qualifier	Generate Results in ug/m3	QAS Decision	Foot Notes
Dichlorodifluoromethane	75-71-8	120.9	0.16	J	0.79		
Chloromethane	74-87-3	50.49	0.49	J	1.01		
Vinyl Chloride	75-01-4	62.5	0.03	U	0.08		
Bromomethane	74-83-9	94.94	0.5	U	1.94		
Chloroethane	75-00-3	64.52	0.5	U	1.32		
Tetrahydrofuran	109-99-9	72.11	0.53		1.56		
Trichlorofluoromethane	75-69-4	137.4	0.23	J	1.29		
Dichlorotetrafluoroethane	76-14-2	170.9	0.5	U	3.49		
1,1,2-Trichlorotrifluoroethane	76-13-1	187.4	0.5	U	3.83		
tert-Butyl alcohol	75-65-0	74.12	0.5	U	1.52		
Heptane	142-82-5	100.2	0.5	U	2.05		
1,1-Dichloroethene	75-35-4	96.94	0.5	U	1.98		
Acetone	67-64-1	58.08	10.5		24.9		
Carbon Disulfide	75-15-0	76.14	0.5	U	1.56		
Methyl tert-Butyl Ether	1634-04-4	88.15	0.5	U	1.8		
Methylene Chloride	75-09-2	84.94	15		52.1		
trans-1,2-Dichloroethene	156-60-5	96.94	0.5	U	1.98		
1,1-Dichloroethane	75-34-3	98.96	0.5	U	2.02		
Cyclohexane	110-82-7	84.16	0.5	U	1.72		
2-Butanone	78-93-3	72.11	1.8		5.31		
Carbon Tetrachloride	56-23-5	153.8	0.08		0.5		
cis-1,2-Dichloroethene	156-59-2	96.94	0.5	U	1.98		
Chloroform	67-66-3	119.4	0.14	J	0.68		
1,1,1-Trichloroethane	71-55-6	133.4	0.03	U	0.16		
2,2,4-Trimethylpentane	540-84-1	114.2	0.17	J	0.79		
Benzene	71-43-2	78.11	0.36	J	1.15		
1,2-Dichloroethane	107-06-2	98.96	0.5	U	2.02		
Trichloroethene	79-01-6	131.4	0.03	U	0.16		
1,2-Dichloropropane	78-87-5	113	0.5	U	2.31		
Bromodichloromethane	75-27-4	163.8	0.5	U	3.35		
4-Methyl-2-Pentanone	108-10-1	100.2	0.5	U	2.05		
Toluene	108-88-3	92.14	0.84		3.17		
t-1,3-Dichloropropene	10061-02-6	111	0.5	U	2.27		
cis-1,3-Dichloropropene	10061-01-5	111	0.5	U	2.27		
1,1,2-Trichloroethane	79-00-5	133.4	0.5	U	2.73		
Dibromochloromethane	124-48-1	208.3	0.5	U	4.26		

Project : NYSDEC - National Heatset TO-15 **Sampling Date :** 07/21/21

Field Id Number : DDC-2-EFFLUENT **Analysis Date :** 08/11/21

Laboratory Id Number : M3157-07 **Target Analyts :** Air Results

1,2-Dibromoethane	106-93-4	187.9	0.5	U	3.84		
Tetrachloroethene	127-18-4	165.8	0.3		2.03		
Chlorobenzene	108-90-7	112.6	0.5	U	2.3		
Ethyl Benzene	100-41-4	106.2	0.5	U	2.17		
m/p-Xylene	179601-23-1	106.2	0.21	J	0.91		
o-Xylene	95-47-6	106.2	0.5	U	2.17		
Styrene	100-42-5	104.1	0.5	U	2.13		
Bromoform	75-25-2	252.8	0.5	U	5.17		
1,1,2,2-Tetrachloroethane	79-34-5	167.9	0.03	U	0.21		
2-Chlorotoluene	95-49-8	126.6	0.5	U	2.59		
1,3,5-Trimethylbenzene	108-67-8	120.2	0.5	U	2.46		
1,2,4-Trimethylbenzene	95-63-6	120.2	0.12	J	0.59		
1,3-Dichlorobenzene	541-73-1	147	0.5	U	3.01		
1,4-Dichlorobenzene	106-46-7	147	0.5	U	3.01		
1,2-Dichlorobenzene	95-50-1	147	0.5	U	3.01		
1,2,4-Trichlorobenzene	120-82-1	181.5	0.5	U	3.71		
Hexachloro-1,3-Butadiene	87-68-3	260.8	0.5	U	5.33		
Naphthalene	91-20-3	128.17	0.5	U	2.62		
1,3-Butadiene	106-99-0	54.09	0.5	U	1.11		
4-Ethyltoluene	622-96-8	120.2	0.5	U	2.46		
Hexane	110-54-3	86.17	10.3		36.3		
Allyl Chloride	107-05-1	76.53	0.5	U	1.57		
1,4-Dioxane	123-91-1	88.12	0.5	U	1.8		
Methyl Methacrylate	80-62-6	100.117	0.5	U	2.05		

Project : NYSDEC - National Heatset TO-15 **Sampling Date :** 07/21/21

Field Id Number : OFFSITE-DDC-INFLUEN **Analysis Date :** 08/11/21

Laboratory Id Number : M3157-09 **Target Analyts :** Air Results

Chemical	Cas Number	Molecular Weight	Insert Results in PPBV	Qualifier	Generate Results in ug/m3	QAS Decision	Foot Notes
Dichlorodifluoromethane	75-71-8	120.9	0.19	J	0.94		
Chloromethane	74-87-3	50.49	0.91		1.88		
Vinyl Chloride	75-01-4	62.5	0.03	U	0.08		
Bromomethane	74-83-9	94.94	0.5	U	1.94		
Chloroethane	75-00-3	64.52	0.5	U	1.32		
Tetrahydrofuran	109-99-9	72.11	0.5	U	1.47		
Trichlorofluoromethane	75-69-4	137.4	0.21	J	1.18		
Dichlorotetrafluoroethane	76-14-2	170.9	0.5	U	3.49		
1,1,2-Trichlorotrifluoroethane	76-13-1	187.4	0.5	U	3.83		
tert-Butyl alcohol	75-65-0	74.12	0.23	J	0.7		
Heptane	142-82-5	100.2	0.13	J	0.53		
1,1-Dichloroethene	75-35-4	96.94	0.5	U	1.98		
Acetone	67-64-1	58.08	26	E	61.8		
Carbon Disulfide	75-15-0	76.14	0.5	U	1.56		
Methyl tert-Butyl Ether	1634-04-4	88.15	0.5	U	1.8		
Methylene Chloride	75-09-2	84.94	79.1	E	274		
trans-1,2-Dichloroethene	156-60-5	96.94	0.5	U	1.98		
1,1-Dichloroethane	75-34-3	98.96	0.5	U	2.02		
Cyclohexane	110-82-7	84.16	0.41	J	1.41		
2-Butanone	78-93-3	72.11	1.9		5.6		
Carbon Tetrachloride	56-23-5	153.8	0.05		0.31		
cis-1,2-Dichloroethene	156-59-2	96.94	0.5	U	1.98		
Chloroform	67-66-3	119.4	0.5	U	2.44		
1,1,1-Trichloroethane	71-55-6	133.4	0.03	U	0.16		
2,2,4-Trimethylpentane	540-84-1	114.2	0.47	J	2.2		
Benzene	71-43-2	78.11	0.3	J	0.96		
1,2-Dichloroethane	107-06-2	98.96	0.5	U	2.02		
Trichloroethene	79-01-6	131.4	0.07		0.38		
1,2-Dichloropropane	78-87-5	113	0.5	U	2.31		
Bromodichloromethane	75-27-4	163.8	0.5	U	3.35		
4-Methyl-2-Pentanone	108-10-1	100.2	1.6		6.56		
Toluene	108-88-3	92.14	5.8		21.9		
t-1,3-Dichloropropene	10061-02-6	111	0.5	U	2.27		
cis-1,3-Dichloropropene	10061-01-5	111	0.5	U	2.27		
1,1,2-Trichloroethane	79-00-5	133.4	0.5	U	2.73		
Dibromochloromethane	124-48-1	208.3	0.5	U	4.26		

Project : NYSDEC - National Heatset TO-15 **Sampling Date :** 07/21/21

Field Id Number : OFFSITE-DDC-INFLUEN **Analysis Date :** 08/11/21

Laboratory Id Number : M3157-09 **Target Analyts :** Air Results

1,2-Dibromoethane	106-93-4	187.9	0.5	U	3.84		
Tetrachloroethene	127-18-4	165.8	0.68		4.61		
Chlorobenzene	108-90-7	112.6	0.5	U	2.3		
Ethyl Benzene	100-41-4	106.2	0.33	J	1.43		
m/p-Xylene	179601-23-1	106.2	1.2		5.21		
o-Xylene	95-47-6	106.2	0.49	J	2.13		
Styrene	100-42-5	104.1	0.21	J	0.89		
Bromoform	75-25-2	252.8	0.5	U	5.17		
1,1,2,2-Tetrachloroethane	79-34-5	167.9	0.03	U	0.21		
2-Chlorotoluene	95-49-8	126.6	0.5	U	2.59		
1,3,5-Trimethylbenzene	108-67-8	120.2	0.13	J	0.64		
1,2,4-Trimethylbenzene	95-63-6	120.2	0.4	J	1.97		
1,3-Dichlorobenzene	541-73-1	147	0.5	U	3.01		
1,4-Dichlorobenzene	106-46-7	147	0.5	U	3.01		
1,2-Dichlorobenzene	95-50-1	147	0.5	U	3.01		
1,2,4-Trichlorobenzene	120-82-1	181.5	0.5	U	3.71		
Hexachloro-1,3-Butadiene	87-68-3	260.8	0.5	U	5.33		
Naphthalene	91-20-3	128.17	0.5	U	2.62		
1,3-Butadiene	106-99-0	54.09	0.5	U	1.11		
4-Ethyltoluene	622-96-8	120.2	0.5	U	2.46		
Hexane	110-54-3	86.17	24.8	E	87.4		
Allyl Chloride	107-05-1	76.53	0.5	U	1.57		
1,4-Dioxane	123-91-1	88.12	0.5	U	1.8		
Methyl Methacrylate	80-62-6	100.117	0.5	U	2.05		

Project : NYSDEC - National Heatset TO-15 **Sampling Date :** 07/21/21

Field Id Number : OFFSITE-DDC-INFLUEN **Analysis Date :** 08/11/21

Laboratory Id Number : M3157-09DL **Target Analyts :** Air Results

Chemical	Cas Number	Molecular Weight	Insert Results in PPBV	Qualifier	Generate Results in ug/m3	QAS Decision	Foot Notes
Dichlorodifluoromethane	75-71-8	120.9	5	UD	24.7		
Chloromethane	74-87-3	50.49	5	UD	10.3		
Vinyl Chloride	75-01-4	62.5	0.3	UD	0.77		
Bromomethane	74-83-9	94.94	5	UD	19.4		
Chloroethane	75-00-3	64.52	5	UD	13.2		
Tetrahydrofuran	109-99-9	72.11	5	UD	14.8		
Trichlorofluoromethane	75-69-4	137.4	5	UD	28.1		
Dichlorotetrafluoroethane	76-14-2	170.9	5	UD	35.0		
1,1,2-Trichlorotrifluoroethane	76-13-1	187.4	5	UD	38.3		
tert-Butyl alcohol	75-65-0	74.12	5	UD	15.2		
Heptane	142-82-5	100.2	5	UD	20.5		
1,1-Dichloroethene	75-35-4	96.94	5	UD	19.8		
Acetone	67-64-1	58.08	22.6	D	53.7		
Carbon Disulfide	75-15-0	76.14	5	UD	15.6		
Methyl tert-Butyl Ether	1634-04-4	88.15	5	UD	18.0		
Methylene Chloride	75-09-2	84.94	77.5	D	269		
trans-1,2-Dichloroethene	156-60-5	96.94	5	UD	19.8		
1,1-Dichloroethane	75-34-3	98.96	5	UD	20.2		
Cyclohexane	110-82-7	84.16	5	UD	17.2		
2-Butanone	78-93-3	72.11	2.4	JD	7.08		
Carbon Tetrachloride	56-23-5	153.8	0.3	UD	1.89		
cis-1,2-Dichloroethene	156-59-2	96.94	5	UD	19.8		
Chloroform	67-66-3	119.4	5	UD	24.4		
1,1,1-Trichloroethane	71-55-6	133.4	0.3	UD	1.64		
2,2,4-Trimethylpentane	540-84-1	114.2	5	UD	23.4		
Benzene	71-43-2	78.11	5	UD	16.0		
1,2-Dichloroethane	107-06-2	98.96	5	UD	20.2		
Trichloroethene	79-01-6	131.4	0.3	UD	1.61		
1,2-Dichloropropane	78-87-5	113	5	UD	23.1		
Bromodichloromethane	75-27-4	163.8	5	UD	33.5		
4-Methyl-2-Pentanone	108-10-1	100.2	1.4	JD	5.74		
Toluene	108-88-3	92.14	4.4	JD	16.6		
t-1,3-Dichloropropene	10061-02-6	111	5	UD	22.7		
cis-1,3-Dichloropropene	10061-01-5	111	5	UD	22.7		
1,1,2-Trichloroethane	79-00-5	133.4	5	UD	27.3		
Dibromochloromethane	124-48-1	208.3	5	UD	42.6		

Project : NYSDEC - National Heatset TO-15 **Sampling Date :** 07/21/21

Field Id Number : OFFSITE-DDC-INFLUEN **Analysis Date :** 08/11/21

Laboratory Id Number : M3157-09DL **Target Analyts :** Air Results

1,2-Dibromoethane	106-93-4	187.9	5	UD	38.4		
Tetrachloroethene	127-18-4	165.8	0.76	D	5.15		
Chlorobenzene	108-90-7	112.6	5	UD	23.0		
Ethyl Benzene	100-41-4	106.2	5	UD	21.7		
m/p-Xylene	179601-23-1	106.2	10	UD	43.4		
o-Xylene	95-47-6	106.2	5	UD	21.7		
Styrene	100-42-5	104.1	5	UD	21.3		
Bromoform	75-25-2	252.8	5	UD	51.7		
1,1,2,2-Tetrachloroethane	79-34-5	167.9	0.3	UD	2.06		
2-Chlorotoluene	95-49-8	126.6	5	UD	25.9		
1,3,5-Trimethylbenzene	108-67-8	120.2	5	UD	24.6		
1,2,4-Trimethylbenzene	95-63-6	120.2	5	UD	24.6		
1,3-Dichlorobenzene	541-73-1	147	5	UD	30.1		
1,4-Dichlorobenzene	106-46-7	147	5	UD	30.1		
1,2-Dichlorobenzene	95-50-1	147	5	UD	30.1		
1,2,4-Trichlorobenzene	120-82-1	181.5	5	UD	37.1		
Hexachloro-1,3-Butadiene	87-68-3	260.8	5	UD	53.3		
Naphthalene	91-20-3	128.17	5	UD	26.2		
1,3-Butadiene	106-99-0	54.09	5	UD	11.1		
4-Ethyltoluene	622-96-8	120.2	5	UD	24.6		
Hexane	110-54-3	86.17	23	D	81.1		
Allyl Chloride	107-05-1	76.53	5	UD	15.6		
1,4-Dioxane	123-91-1	88.12	5	UD	18.0		
Methyl Methacrylate	80-62-6	100.117	5	UD	20.5		

Project : NYSDEC - National Heatset TO-15 **Sampling Date :** 07/21/21

Field Id Number : OFFSITE-DDC-INTERME **Analysis Date :** 08/11/21

Laboratory Id Number : M3157-10 **Target Analyts :** Air Results

Chemical	Cas Number	Molecular Weight	Insert Results in PPBV	Qualifier	Generate Results in ug/m3	QAS Decision	Foot Notes
Dichlorodifluoromethane	75-71-8	120.9	0.15	J	0.74		
Chloromethane	74-87-3	50.49	0.87		1.8		
Vinyl Chloride	75-01-4	62.5	0.03	U	0.08		
Bromomethane	74-83-9	94.94	0.5	U	1.94		
Chloroethane	75-00-3	64.52	0.5	U	1.32		
Tetrahydrofuran	109-99-9	72.11	0.5	U	1.47		
Trichlorofluoromethane	75-69-4	137.4	0.21	J	1.18		
Dichlorotetrafluoroethane	76-14-2	170.9	0.5	U	3.49		
1,1,2-Trichlorotrifluoroethane	76-13-1	187.4	0.5	U	3.83		
tert-Butyl alcohol	75-65-0	74.12	3.4		10.3		
Heptane	142-82-5	100.2	1.5		6.15		
1,1-Dichloroethene	75-35-4	96.94	0.5	U	1.98		
Acetone	67-64-1	58.08	22	E	52.3		
Carbon Disulfide	75-15-0	76.14	0.31	J	0.97		
Methyl tert-Butyl Ether	1634-04-4	88.15	0.5	U	1.8		
Methylene Chloride	75-09-2	84.94	6.5		22.6		
trans-1,2-Dichloroethene	156-60-5	96.94	0.33	J	1.31		
1,1-Dichloroethane	75-34-3	98.96	0.5	U	2.02		
Cyclohexane	110-82-7	84.16	2		6.88		
2-Butanone	78-93-3	72.11	8.1		23.9		
Carbon Tetrachloride	56-23-5	153.8	0.06		0.38		
cis-1,2-Dichloroethene	156-59-2	96.94	0.5	U	1.98		
Chloroform	67-66-3	119.4	0.2	J	0.98		
1,1,1-Trichloroethane	71-55-6	133.4	0.03	U	0.16		
2,2,4-Trimethylpentane	540-84-1	114.2	0.44	J	2.06		
Benzene	71-43-2	78.11	2.8		8.95		
1,2-Dichloroethane	107-06-2	98.96	0.24	J	0.97		
Trichloroethene	79-01-6	131.4	0.05		0.27		
1,2-Dichloropropane	78-87-5	113	0.5	U	2.31		
Bromodichloromethane	75-27-4	163.8	0.5	U	3.35		
4-Methyl-2-Pentanone	108-10-1	100.2	4.7		19.3		
Toluene	108-88-3	92.14	24.8	E	93.5		
t-1,3-Dichloropropene	10061-02-6	111	0.5	U	2.27		
cis-1,3-Dichloropropene	10061-01-5	111	0.5	U	2.27		
1,1,2-Trichloroethane	79-00-5	133.4	0.5	U	2.73		
Dibromochloromethane	124-48-1	208.3	0.5	U	4.26		

Project : NYSDEC - National Heatset TO-15 **Sampling Date :** 07/21/21

Field Id Number : OFFSITE-DDC-INTERME **Analysis Date :** 08/11/21

Laboratory Id Number : M3157-10 **Target Analyts :** Air Results

1,2-Dibromoethane	106-93-4	187.9	0.5	U	3.84		
Tetrachloroethene	127-18-4	165.8	0.28		1.9		
Chlorobenzene	108-90-7	112.6	0.5	U	2.3		
Ethyl Benzene	100-41-4	106.2	1.4		6.08		
m/p-Xylene	179601-23-1	106.2	3.6		15.6		
o-Xylene	95-47-6	106.2	1.5		6.52		
Styrene	100-42-5	104.1	3.6		15.3		
Bromoform	75-25-2	252.8	0.5	U	5.17		
1,1,2,2-Tetrachloroethane	79-34-5	167.9	0.03	U	0.21		
2-Chlorotoluene	95-49-8	126.6	0.5	U	2.59		
1,3,5-Trimethylbenzene	108-67-8	120.2	0.56		2.75		
1,2,4-Trimethylbenzene	95-63-6	120.2	1.8		8.85		
1,3-Dichlorobenzene	541-73-1	147	0.5	U	3.01		
1,4-Dichlorobenzene	106-46-7	147	0.5	U	3.01		
1,2-Dichlorobenzene	95-50-1	147	0.5	U	3.01		
1,2,4-Trichlorobenzene	120-82-1	181.5	0.5	U	3.71		
Hexachloro-1,3-Butadiene	87-68-3	260.8	0.5	U	5.33		
1,3-Butadiene	106-99-0	54.09	0.5	U	1.11		
Naphthalene	91-20-3	128.17	0.16	J	0.84		
4-Ethyltoluene	622-96-8	120.2	0.61		3		
Hexane	110-54-3	86.17	0.5	U	1.76		
Allyl Chloride	107-05-1	76.53	0.5	U	1.57		
1,4-Dioxane	123-91-1	88.12	0.5	U	1.8		
Methyl Methacrylate	80-62-6	100.117	0.53		2.17		

Project : NYSDEC - National Heatset TO-15 **Sampling Date :** 07/21/21

Field Id Number : OFFSITE-DDC-INTERME **Analysis Date :** 08/11/21

Laboratory Id Number : M3157-10DL **Target Analyts :** Air Results

Chemical	Cas Number	Molecular Weight	Insert Results in PPBV	Qualifier	Generate Results in ug/m3	QAS Decision	Foot Notes
Dichlorodifluoromethane	75-71-8	120.9	5	UD	24.7		
Chloromethane	74-87-3	50.49	5	UD	10.3		
Vinyl Chloride	75-01-4	62.5	0.3	UD	0.77		
Bromomethane	74-83-9	94.94	5	UD	19.4		
Chloroethane	75-00-3	64.52	5	UD	13.2		
Tetrahydrofuran	109-99-9	72.11	5	UD	14.8		
Trichlorofluoromethane	75-69-4	137.4	5	UD	28.1		
Dichlorotetrafluoroethane	76-14-2	170.9	5	UD	35.0		
1,1,2-Trichlorotrifluoroethane	76-13-1	187.4	5	UD	38.3		
tert-Butyl alcohol	75-65-0	74.12	3.7	JD	11.2		
Heptane	142-82-5	100.2	1.9	JD	7.79		
1,1-Dichloroethene	75-35-4	96.94	5	UD	19.8		
Acetone	67-64-1	58.08	16.7	D	39.7		
Carbon Disulfide	75-15-0	76.14	5	UD	15.6		
Methyl tert-Butyl Ether	1634-04-4	88.15	5	UD	18.0		
Methylene Chloride	75-09-2	84.94	7.9	D	27.4		
trans-1,2-Dichloroethene	156-60-5	96.94	5	UD	19.8		
1,1-Dichloroethane	75-34-3	98.96	5	UD	20.2		
Cyclohexane	110-82-7	84.16	2	JD	6.88		
2-Butanone	78-93-3	72.11	7.7	D	22.7		
Carbon Tetrachloride	56-23-5	153.8	0.3	UD	1.89		
cis-1,2-Dichloroethene	156-59-2	96.94	5	UD	19.8		
Chloroform	67-66-3	119.4	5	UD	24.4		
1,1,1-Trichloroethane	71-55-6	133.4	0.3	UD	1.64		
2,2,4-Trimethylpentane	540-84-1	114.2	5	UD	23.4		
Benzene	71-43-2	78.11	2.4	JD	7.67		
1,2-Dichloroethane	107-06-2	98.96	5	UD	20.2		
Trichloroethene	79-01-6	131.4	0.3	UD	1.61		
1,2-Dichloropropane	78-87-5	113	5	UD	23.1		
Bromodichloromethane	75-27-4	163.8	5	UD	33.5		
4-Methyl-2-Pentanone	108-10-1	100.2	4.1	JD	16.8		
Toluene	108-88-3	92.14	24.1	D	90.8		
t-1,3-Dichloropropene	10061-02-6	111	5	UD	22.7		
cis-1,3-Dichloropropene	10061-01-5	111	5	UD	22.7		
1,1,2-Trichloroethane	79-00-5	133.4	5	UD	27.3		
Dibromochloromethane	124-48-1	208.3	5	UD	42.6		

Project : NYSDEC - National Heatset TO-15 **Sampling Date :** 07/21/21

Field Id Number : OFFSITE-DDC-INTERME **Analysis Date :** 08/11/21

Laboratory Id Number : M3157-10DL **Target Analyts :** Air Results

1,2-Dibromoethane	106-93-4	187.9	5	UD	38.4		
Tetrachloroethene	127-18-4	165.8	0.3	UD	2.03		
Chlorobenzene	108-90-7	112.6	5	UD	23.0		
Ethyl Benzene	100-41-4	106.2	1.1	JD	4.78		
m/p-Xylene	179601-23-1	106.2	2.8	JD	12.2		
o-Xylene	95-47-6	106.2	1.2	JD	5.21		
Styrene	100-42-5	104.1	2.3	JD	9.79		
Bromoform	75-25-2	252.8	5	UD	51.7		
1,1,2,2-Tetrachloroethane	79-34-5	167.9	0.3	UD	2.06		
2-Chlorotoluene	95-49-8	126.6	5	UD	25.9		
1,3,5-Trimethylbenzene	108-67-8	120.2	5	UD	24.6		
1,2,4-Trimethylbenzene	95-63-6	120.2	1.3	JD	6.39		
1,3-Dichlorobenzene	541-73-1	147	5	UD	30.1		
1,4-Dichlorobenzene	106-46-7	147	5	UD	30.1		
1,2-Dichlorobenzene	95-50-1	147	5	UD	30.1		
1,2,4-Trichlorobenzene	120-82-1	181.5	5	UD	37.1		
Hexachloro-1,3-Butadiene	87-68-3	260.8	5	UD	53.3		
Naphthalene	91-20-3	128.17	5	UD	26.2		
1,3-Butadiene	106-99-0	54.09	5	UD	11.1		
4-Ethyltoluene	622-96-8	120.2	5	UD	24.6		
Hexane	110-54-3	86.17	5	UD	17.6		
Allyl Chloride	107-05-1	76.53	5	UD	15.6		
1,4-Dioxane	123-91-1	88.12	5	UD	18.0		
Methyl Methacrylate	80-62-6	100.117	5	UD	20.5		

Method	Matrix	Parameter	Spike_Amt_Added	ISMDLPASS	Calculated MDL	MB Data	MB Datafile	Currently Used MDL	New MDL TO Be Used
TO-15	Air	1,1,1,2-Tetrachloroethane	0.1	Y	0.038169073	0		0.0439	0.039
TO-15	Air	1,1,1-Trichloroethane	0.03	Y	0.022190408	0		0.0181	0.020
TO-15	Air	1,1,2,2-Tetrachloroethane	0.03	Y	0.023332729	0		0.0117	0.021
TO-15	Air	1,1,2-Trichloroethane	0.1	Y	0.034414668	0		0.0349	0.035
TO-15	Air	1,1,2-Trichlorotrifluoroethane	0.1	Y	0.042949752	0		0.0352	0.043
TO-15	Air	1,1-Dichloroethane	0.1	Y	0.03742081	0		0.0287	0.038
TO-15	Air	1,1-Dichloroethene	0.1	Y	0.0497327	0		0.0398	0.050
TO-15	Air	1,2,4-Trichlorobenzene	0.1	Y	0.043090408	0		0.055	0.044
TO-15	Air	1,2,4-Trimethylbenzene	0.1	Y	0.025906457	0		0.0353	0.026
TO-15	Air	1,2-Dibromoethane	0.1	Y	0.029803976	0		0.0371	0.030
TO-15	Air	1,2-Dichlorobenzene	0.1	Y	0.033375574	0		0.047	0.034
TO-15	Air	1,2-Dichloroethane	0.1	Y	0.037124121	0		0.0354	0.038
TO-15	Air	1,2-Dichloropropane	0.1	Y	0.041207006	0		0.056	0.042
TO-15	Air	1,3,5-Trimethylbenzene	0.1	Y	0.023378817	0		0.0339	0.024
TO-15	Air	1,3-Butadiene	0.1	Y	0.045376125	0		0.0344	0.046
TO-15	Air	1,3-Dichlorobenzene	0.1	Y	0.049414028	0		0.0437	0.050
TO-15	Air	1,4-Dichlorobenzene	0.1	Y	0.030809262	0		0.0407	0.031
TO-15	Air	1,4-Dioxane	0.4	Y	0.238617256	0		0.1901	0.239
TO-15	Air	2,2,4-Trimethylpentane	0.1	Y	0.028514861	0		0.0283	0.029
TO-15	Air	2-Butanone	0.1	Y	0.031768118	0		0.0315	0.032
TO-15	Air	2-Chlorotoluene	0.1	Y	0.031976999	0		0.0402	0.032
TO-15	Air	2-Hexanone	0.1	Y	0.029407589	0		0.0336	0.030
TO-15	Air	4-Ethyltoluene	0.1	Y	0.030790486	0		0.0449	0.031
TO-15	Air	4-Methyl-2-Pentanone	0.1	Y	0.026822906	0		0.0333	0.027
TO-15	Air	Acetone	0.4	Y	0.343057526	0.384	VL034964.D	0.1875	0.384
TO-15	Air	Allyl Chloride	0.1	Y	0.044366135	0		0.0497	0.045
TO-15	Air	Benzene	0.1	Y	0.031993316	0		0.0305	0.032
TO-15	Air	Benzyl Chloride	0.4	Y	0.285709345	0		0.0896	0.286
TO-15	Air	Bromodichloromethane	0.1	Y	0.031753907	0		0.0404	0.032
TO-15	Air	Bromoethene	0.1	Y	0.038346042	0		0.0452	0.039
TO-15	Air	Bromoform	0.1	Y	0.036178952	0		0.0463	0.037
TO-15	Air	Bromomethane	0.1	Y	0.042892242	0		0.0401	0.043
TO-15	Air	Carbon Disulfide	0.1	Y	0.042686218	0		0.0356	0.043
TO-15	Air	Carbon Tetrachloride	0.03	Y	0.019999154	0		0.0211	0.018
TO-15	Air	Chlorobenzene	0.1	Y	0.027923049	0		0.031	0.028
TO-15	Air	Chlorodifluoromethane	0.1	Y	0.027088724	0		0.0281	0.028
TO-15	Air	Chloroethane	0.1	Y	0.040304062	0		0.0593	0.041
TO-15	Air	Chloroform	0.1	Y	0.035028484	0		0.0316	0.036
TO-15	Air	Chloromethane	0.1	Y	0.038523296	0		0.0407	0.039
TO-15	Air	cis-1,2-Dichloroethene	0.1	Y	0.034123257	0		0.0377	0.035
TO-15	Air	cis-1,3-Dichloropropene	0.1	Y	0.016092481	0		0.0236	0.017
TO-15	Air	Cyclohexane	0.1	Y	0.064145149	0		0.0863	0.065
TO-15	Air	Dibromochloromethane	0.1	Y	0.025128729	0		0.0329	0.026
TO-15	Air	Dichlorodifluoromethane	0.1	Y	0.066866	0		0.0602	0.067
TO-15	Air	Dichlorotetrafluoroethane	0.1	Y	0.044390608	0		0.0494	0.045
TO-15	Air	Ethanol	0.4	Y	0.237378612	0		0.2165	0.238
TO-15	Air	Ethyl Acetate	0.1	Y	0.021970471	0		0.0333	0.022
TO-15	Air	Ethyl Benzene	0.1	Y	0.031661379	0		0.0298	0.032
TO-15	Air	Heptane	0.1	Y	0.027221696	0		0.027	0.028
TO-15	Air	Hexachloro-1,3-Butadiene	0.1	Y	0.050766514	0		0.0793	0.051
TO-15	Air	Hexane	0.1	Y	0.027182288	0		0.0301	0.028
TO-15	Air	Isopropyl Alcohol	0.1	Y	0.042836631	0		0.0599	0.043
TO-15	Air	Isopropylbenzene	0.1	Y	0.035329996	0		0.0403	0.036
TO-15	Air	m/p-Xylene	0.2	Y	0.062339263	0		0.0746	0.063
TO-15	Air	Methyl Methacrylate	0.1	Y	0.031507756	0		0.0348	0.032
TO-15	Air	Methyl tert-Butyl Ether	0.1	Y	0.032114766	0		0.0348	0.033
TO-15	Air	Methylene Chloride	0.4	Y	0.183941672	0.417	VL035224.D	0.0827	0.417
TO-15	Air	Naphthalene	0.1	Y	0.053219223	0		0.0656	0.054
TO-15	Air	Naphthalene,2-methyl-	0.4	Y	0.224011838	0		0.0656	0.225
TO-15	Air	n-Butylbenzene	0.1	Y	0.026157866	0		0.04	0.027
TO-15	Air	n-propylbenzene	0.1	Y	0.036550151	0		0.0465	0.037
TO-15	Air	o-Xylene	0.1	Y	0.035195597	0		0.0396	0.036
TO-15	Air	p-Isopropyltoluene	0.1	Y	0.020956468	0		0.0314	0.021
TO-15	Air	Propene	0.1	Y	0.059124928	0		0.0506	0.060
TO-15	Air	sec-Butylbenzene	0.1	Y	0.024620659	0		0.0362	0.025
TO-15	Air	Styrene	0.1	Y	0.025065221	0		0.0244	0.026
TO-15	Air	t-1,3-Dichloropropene	0.1	Y	0.029875353	0		0.041	0.030
TO-15	Air	tert-Butyl alcohol	0.1	Y	0.038123222	0		0.0494	0.039
TO-15	Air	tert-Butylbenzene	0.1	Y	0.023671408	0		0.0339	0.024
TO-15	Air	Tetrachloroethene	0.03	Y	0.020770753	0		0.0205	0.019
TO-15	Air	Tetrahydrofuran	0.1	Y	0.037429855	0		0.0432	0.038
TO-15	Air	Toluene	0.1	Y	0.025650934	0		0.0306	0.026
TO-15	Air	trans-1,2-Dichloroethene	0.1	Y	0.057532793	0		0.0436	0.058
TO-15	Air	Trichloroethene	0.03	Y	0.018683888	0		0.0124	0.017
TO-15	Air	Trichlorofluoromethane	0.1	Y	0.040051294	0		0.0356	0.041
TO-15	Air	Vinyl Acetate	0.1	Y	0.042547389	0		0.0598	0.037
TO-15	Air	Vinyl Chloride	0.03	Y	0.009624557	0		0.025	0.026

MDL units	StdevVal	StudentsTValue	iNSTRUMENTid	mass	Datafile1	Concentration1	Adate1	Datafile2	Concentration2
ppbv	0.014669129	2.602	MSVOA_L		VL034859.D	0.084	03102020T04:21:00	VL034878.D	0.121
ppbv	0.007401737	2.998	MSVOA_L		VL034860.D	0.031	03102020T04:58:00	VL034879.D	0.038
ppbv	0.007782765	2.998	MSVOA_L		VL034860.D	0.027	03102020T04:58:00	VL034879.D	0.049
ppbv	0.013226237	2.602	MSVOA_L		VL034859.D	0.117	03102020T04:21:00	VL034878.D	0.144
ppbv	0.016506438	2.602	MSVOA_L		VL034859.D	0.125	03102020T04:21:00	VL034878.D	0.153
ppbv	0.014381556	2.602	MSVOA_L		VL034859.D	0.113	03102020T04:21:00	VL034878.D	0.15
ppbv	0.019113259	2.602	MSVOA_L		VL034859.D	0.121	03102020T04:21:00	VL034878.D	0.149
ppbv	0.016560495	2.602	MSVOA_L		VL034859.D	0.047	03102020T04:21:00	VL034878.D	0.061
ppbv	0.009956363	2.602	MSVOA_L		VL034859.D	0.068	03102020T04:21:00	VL034878.D	0.065
ppbv	0.011454257	2.602	MSVOA_L		VL034859.D	0.096	03102020T04:21:00	VL034878.D	0.115
ppbv	0.012826892	2.602	MSVOA_L		VL034859.D	0.1	03102020T04:21:00	VL034878.D	0.108
ppbv	0.014267533	2.602	MSVOA_L		VL034859.D	0.13	03102020T04:21:00	VL034878.D	0.15
ppbv	0.015836666	2.602	MSVOA_L		VL034859.D	0.115	03102020T04:21:00	VL034878.D	0.14
ppbv	0.008984941	2.602	MSVOA_L		VL034859.D	0.061	03102020T04:21:00	VL034878.D	0.062
ppbv	0.017438941	2.602	MSVOA_L		VL034859.D	0.095	03102020T04:21:00	VL034878.D	0.142
ppbv	0.018990787	2.602	MSVOA_L		VL034859.D	0.104	03102020T04:21:00	VL034878.D	0.124
ppbv	0.011840608	2.602	MSVOA_L		VL034859.D	0.104	03102020T04:21:00	VL034878.D	0.107
ppbv	0.091705325	2.602	MSVOA_L		VL034858.D	0.453	03102020T03:43:00	VL034877.D	0.462
ppbv	0.010958824	2.602	MSVOA_L		VL034859.D	0.088	03102020T04:21:00	VL034878.D	0.09
ppbv	0.012209115	2.602	MSVOA_L		VL034859.D	0.105	03102020T04:21:00	VL034878.D	0.128
ppbv	0.012289392	2.602	MSVOA_L		VL034859.D	0.087	03102020T04:21:00	VL034878.D	0.087
ppbv	0.011301917	2.602	MSVOA_L		VL034859.D	0.069	03102020T04:21:00	VL034878.D	0.078
ppbv	0.011833392	2.602	MSVOA_L		VL034859.D	0.066	03102020T04:21:00	VL034878.D	0.067
ppbv	0.010308572	2.602	MSVOA_L		VL034859.D	0.089	03102020T04:21:00	VL034878.D	0.088
ppbv	0.131843784	2.602	MSVOA_L		VL034858.D	0.453	03102020T03:43:00	VL034877.D	0.5
ppbv	0.017050782	2.602	MSVOA_L		VL034859.D	0.101	03102020T04:21:00	VL034878.D	0.105
ppbv	0.012295663	2.602	MSVOA_L		VL034859.D	0.106	03102020T04:21:00	VL034878.D	0.109
ppbv	0.109803745	2.602	MSVOA_L		VL034858.D	0.248	03102020T03:43:00	VL034877.D	0.234
ppbv	0.012203654	2.602	MSVOA_L		VL034859.D	0.083	03102020T04:21:00	VL034878.D	0.103
ppbv	0.014737141	2.602	MSVOA_L		VL034859.D	0.098	03102020T04:21:00	VL034878.D	0.135
ppbv	0.013904286	2.602	MSVOA_L		VL034859.D	0.058	03102020T04:21:00	VL034878.D	0.074
ppbv	0.016484336	2.602	MSVOA_L		VL034859.D	0.131	03102020T04:21:00	VL034878.D	0.138
ppbv	0.016405157	2.602	MSVOA_L		VL034859.D	0.086	03102020T04:21:00	VL034878.D	0.08
ppbv	0.006670832	2.998	MSVOA_L		VL034860.D	0.033	03102020T04:58:00	VL034879.D	0.04
ppbv	0.010731379	2.602	MSVOA_L		VL034859.D	0.122	03102020T04:21:00	VL034878.D	0.136
ppbv	0.010410732	2.602	MSVOA_L		VL034859.D	0.112	03102020T04:21:00	VL034878.D	0.138
ppbv	0.015489647	2.602	MSVOA_L		VL034859.D	0.13	03102020T04:21:00	VL034878.D	0.151
ppbv	0.013462138	2.602	MSVOA_L		VL034859.D	0.119	03102020T04:21:00	VL034878.D	0.141
ppbv	0.014805264	2.602	MSVOA_L		VL034859.D	0.116	03102020T04:21:00	VL034878.D	0.127
ppbv	0.013114242	2.602	MSVOA_L		VL034859.D	0.103	03102020T04:21:00	VL034878.D	0.117
ppbv	0.006184658	2.602	MSVOA_L		VL034859.D	0.072	03102020T04:21:00	VL034878.D	0.077
ppbv	0.024652248	2.602	MSVOA_L		VL034859.D	0.099	03102020T04:21:00	VL034878.D	0.115
ppbv	0.009657467	2.602	MSVOA_L		VL034859.D	0.062	03102020T04:21:00	VL034878.D	0.076
ppbv	0.025697925	2.602	MSVOA_L		VL034859.D	0.159	03102020T04:21:00	VL034878.D	0.198
ppbv	0.017060188	2.602	MSVOA_L		VL034859.D	0.122	03102020T04:21:00	VL034878.D	0.154
ppbv	0.09122929	2.602	MSVOA_L		VL034858.D	0.667	03102020T03:43:00	VL034877.D	0.435
ppbv	0.008443686	2.602	MSVOA_L		VL034859.D	0.103	03102020T04:21:00	VL034878.D	0.105
ppbv	0.012168094	2.602	MSVOA_L		VL034859.D	0.089	03102020T04:21:00	VL034878.D	0.092
ppbv	0.010461835	2.602	MSVOA_L		VL034859.D	0.073	03102020T04:21:00	VL034878.D	0.094
ppbv	0.019510574	2.602	MSVOA_L		VL034859.D	0.116	03102020T04:21:00	VL034878.D	0.132
ppbv	0.01044669	2.602	MSVOA_L		VL034859.D	0.104	03102020T04:21:00	VL034878.D	0.122
ppbv	0.016462963	2.602	MSVOA_L		VL034859.D	0.152	03102020T04:21:00	VL034878.D	0.151
ppbv	0.013578015	2.602	MSVOA_L		VL034859.D	0.085	03102020T04:21:00	VL034878.D	0.103
ppbv	0.02395821	2.602	MSVOA_L		VL034859.D	0.161	03102020T04:21:00	VL034878.D	0.168
ppbv	0.012109053	2.602	MSVOA_L		VL034859.D	0.083	03102020T04:21:00	VL034878.D	0.099
ppbv	0.012342339	2.602	MSVOA_L		VL034859.D	0.095	03102020T04:21:00	VL034878.D	0.113
ppbv	0.061354794	2.998	MSVOA_L		VL034858.D	0.506	03102020T03:43:00	VL034877.D	0.566
ppbv	0.020453199	2.602	MSVOA_L		VL034859.D	0.038	03102020T04:21:00	VL034878.D	0.039
ppbv	0.086092174	2.602	MSVOA_L		VL034858.D	0.205	03102020T03:43:00	VL034877.D	0.184
ppbv	0.010052985	2.602	MSVOA_L		VL034859.D	0.057	03102020T04:21:00	VL034878.D	0.06
ppbv	0.014046945	2.602	MSVOA_L		VL034859.D	0.061	03102020T04:21:00	VL034878.D	0.086
ppbv	0.013526363	2.602	MSVOA_L		VL034859.D	0.084	03102020T04:21:00	VL034878.D	0.088
ppbv	0.008053985	2.602	MSVOA_L		VL034859.D	0.054	03102020T04:21:00	VL034878.D	0.056
ppbv	0.022722878	2.602	MSVOA_L		VL034859.D	0.111	03102020T04:21:00	VL034878.D	0.162
ppbv	0.009462206	2.602	MSVOA_L		VL034859.D	0.066	03102020T04:21:00	VL034878.D	0.066
ppbv	0.009633059	2.602	MSVOA_L		VL034859.D	0.07	03102020T04:21:00	VL034878.D	0.073
ppbv	0.011481688	2.602	MSVOA_L		VL034859.D	0.064	03102020T04:21:00	VL034878.D	0.049
ppbv	0.014651507	2.602	MSVOA_L		VL034859.D	0.125	03102020T04:21:00	VL034878.D	0.147
ppbv	0.00909739	2.602	MSVOA_L		VL034859.D	0.059	03102020T04:21:00	VL034878.D	0.054
ppbv	0.006928203	2.998	MSVOA_L		VL034860.D	0.029	03102020T04:58:00	VL034879.D	0.045
ppbv	0.014385033	2.602	MSVOA_L		VL034859.D	0.101	03102020T04:21:00	VL034878.D	0.087
ppbv	0.009858161	2.602	MSVOA_L		VL034859.D	0.071	03102020T04:21:00	VL034878.D	0.084
ppbv	0.022110989	2.602	MSVOA_L		VL034859.D	0.11	03102020T04:21:00	VL034878.D	0.131
ppbv	0.006232117	2.998	MSVOA_L		VL034860.D	0.032	03102020T04:58:00	VL034879.D	0.036
ppbv	0.015392504	2.602	MSVOA_L		VL034859.D	0.112	03102020T04:21:00	VL034878.D	0.162
ppbv	0.014191924	2.998	MSVOA_L		VL034859.D	0.079	03102020T04:21:00	VL034878.D	0.089
ppbv	0.00988144	2.998	MSVOA_L		VL034860.D	0.027	03102020T04:58:00	VL034879.D	0.043

Adate2	Datafile3	Concentration3	Adate3	Datafile4	Concentration4	Adate4	Datafile5	Concentration5
03102020T22:50:00	VL034949.D	0.09	05062020T19:33:00	VL034980.D	0.113	05072020T23:10:00	VL035229.D	0.132
03102020T23:27:00	VL034950.D	0.046	05072020T01:25:00	VL034981.D	0.052	05072020T23:48:00	VL035230.D	0.051
03102020T23:27:00	VL034950.D	0.044	05072020T01:25:00	VL034981.D	0.05	05072020T23:48:00	VL035230.D	0.052
03102020T22:50:00	VL034949.D	0.106	05062020T19:33:00	VL034980.D	0.107	05072020T23:10:00	VL035229.D	0.113
03102020T22:50:00	VL034949.D	0.113	05062020T19:33:00	VL034980.D	0.141	05072020T23:10:00	VL035229.D	0.161
03102020T22:50:00	VL034949.D	0.124	05062020T19:33:00	VL034980.D	0.131	05072020T23:10:00	VL035229.D	0.141
03102020T22:50:00	VL034949.D	0.139	05062020T19:33:00	VL034980.D	0.132	05072020T23:10:00	VL035229.D	0.165
03102020T22:50:00	VL034949.D	0.078	05062020T19:33:00	VL034980.D	0.049	05072020T23:10:00	VL035229.D	0.073
03102020T22:50:00	VL034949.D	0.053	05062020T19:33:00	VL034980.D	0.05	05072020T23:10:00	VL035229.D	0.05
03102020T22:50:00	VL034949.D	0.088	05062020T19:33:00	VL034980.D	0.095	05072020T23:10:00	VL035229.D	0.087
03102020T22:50:00	VL034949.D	0.088	05062020T19:33:00	VL034980.D	0.094	05072020T23:10:00	VL035229.D	0.095
03102020T22:50:00	VL034949.D	0.126	05062020T19:33:00	VL034980.D	0.122	05072020T23:10:00	VL035229.D	0.114
03102020T22:50:00	VL034949.D	0.121	05062020T19:33:00	VL034980.D	0.114	05072020T23:10:00	VL035229.D	0.12
03102020T22:50:00	VL034949.D	0.052	05062020T19:33:00	VL034980.D	0.047	05072020T23:10:00	VL035229.D	0.052
03102020T22:50:00	VL034949.D	0.083	05062020T19:33:00	VL034980.D	0.138	05072020T23:10:00	VL035229.D	0.13
03102020T22:50:00	VL034949.D	0.114	05062020T19:33:00	VL034980.D	0.149	05072020T23:10:00	VL035229.D	0.161
03102020T22:50:00	VL034949.D	0.089	05062020T19:33:00	VL034980.D	0.104	05072020T23:10:00	VL035229.D	0.105
03102020T22:12:00	VL034948.D	0.421	05062020T18:55:00	VL034979.D	0.354	05072020T22:32:00	VL035228.D	0.31
03102020T22:50:00	VL034949.D	0.062	05062020T19:33:00	VL034980.D	0.066	05072020T23:10:00	VL035229.D	0.062
03102020T22:50:00	VL034949.D	0.098	05062020T19:33:00	VL034980.D	0.116	05072020T23:10:00	VL035229.D	0.113
03102020T22:50:00	VL034949.D	0.065	05062020T19:33:00	VL034980.D	0.064	05072020T23:10:00	VL035229.D	0.068
03102020T22:50:00	VL034949.D	0.051	05062020T19:33:00	VL034980.D	0.056	05072020T23:10:00	VL035229.D	0.062
03102020T22:50:00	VL034949.D	0.061	05062020T19:33:00	VL034980.D	0.053	05072020T23:10:00	VL035229.D	0.051
03102020T22:50:00	VL034949.D	0.072	05062020T19:33:00	VL034980.D	0.067	05072020T23:10:00	VL035229.D	0.071
03102020T22:12:00	VL034948.D	0.489	05062020T18:55:00	VL034979.D	0.538	05072020T22:32:00	VL035228.D	0.592
03102020T22:50:00	VL034949.D	0.11	05062020T19:33:00	VL034980.D	0.116	05072020T23:10:00	VL035229.D	0.136
03102020T22:50:00	VL034949.D	0.083	05062020T19:33:00	VL034980.D	0.077	05072020T23:10:00	VL035229.D	0.078
03102020T22:12:00	VL034948.D	0.301	05062020T18:55:00	VL034979.D	0.316	05072020T22:32:00	VL035228.D	0.452
03102020T22:50:00	VL034949.D	0.098	05062020T19:33:00	VL034980.D	0.104	05072020T23:10:00	VL035229.D	0.123
03102020T22:50:00	VL034949.D	0.096	05062020T19:33:00	VL034980.D	0.102	05072020T23:10:00	VL035229.D	0.132
03102020T22:50:00	VL034949.D	0.071	05062020T19:33:00	VL034980.D	0.077	05072020T23:10:00	VL035229.D	0.103
03102020T22:50:00	VL034949.D	0.116	05062020T19:33:00	VL034980.D	0.156	05072020T23:10:00	VL035229.D	0.152
03102020T22:50:00	VL034949.D	0.091	05062020T19:33:00	VL034980.D	0.119	05072020T23:10:00	VL035229.D	0.141
03102020T23:27:00	VL034950.D	0.048	05072020T01:25:00	VL034981.D	0.051	05072020T23:48:00	VL035230.D	0.053
03102020T22:50:00	VL034949.D	0.111	05062020T19:33:00	VL034980.D	0.126	05072020T23:10:00	VL035229.D	0.138
03102020T22:50:00	VL034949.D	0.126	05062020T19:33:00	VL034980.D	0.129	05072020T23:10:00	VL035229.D	0.148
03102020T22:50:00	VL034949.D	0.141	05062020T19:33:00	VL034980.D	0.137	05072020T23:10:00	VL035229.D	0.137
03102020T22:50:00	VL034949.D	0.119	05062020T19:33:00	VL034980.D	0.13	05072020T23:10:00	VL035229.D	0.136
03102020T22:50:00	VL034949.D	0.11	05062020T19:33:00	VL034980.D	0.128	05072020T23:10:00	VL035229.D	0.16
03102020T22:50:00	VL034949.D	0.087	05062020T19:33:00	VL034980.D	0.096	05072020T23:10:00	VL035229.D	0.084
03102020T22:50:00	VL034949.D	0.07	05062020T19:33:00	VL034980.D	0.074	05072020T23:10:00	VL035229.D	0.066
03102020T22:50:00	VL034949.D	0.135	05062020T19:33:00	VL034980.D	0.126	05072020T23:10:00	VL035229.D	0.132
03102020T22:50:00	VL034949.D	0.076	05062020T19:33:00	VL034980.D	0.086	05072020T23:10:00	VL035229.D	0.088
03102020T22:50:00	VL034949.D	0.147	05062020T19:33:00	VL034980.D	0.189	05072020T23:10:00	VL035229.D	0.181
03102020T22:50:00	VL034949.D	0.12	05062020T19:33:00	VL034980.D	0.128	05072020T23:10:00	VL035229.D	0.151
03102020T22:12:00	VL034948.D	0.53	05062020T18:55:00	VL034979.D	0.506	05072020T22:32:00	VL035228.D	0.557
03102020T22:50:00	VL034949.D	0.102	05062020T19:33:00	VL034980.D	0.107	05072020T23:10:00	VL035229.D	0.11
03102020T22:50:00	VL034949.D	0.056	05062020T19:33:00	VL034980.D	0.065	05072020T23:10:00	VL035229.D	0.057
03102020T22:50:00	VL034949.D	0.065	05062020T19:33:00	VL034980.D	0.065	05072020T23:10:00	VL035229.D	0.065
03102020T22:50:00	VL034949.D	0.131	05062020T19:33:00	VL034980.D	0.139	05072020T23:10:00	VL035229.D	0.138
03102020T22:50:00	VL034949.D	0.102	05062020T19:33:00	VL034980.D	0.108	05072020T23:10:00	VL035229.D	0.1
03102020T22:50:00	VL034949.D	0.149	05062020T19:33:00	VL034980.D	0.144	05072020T23:10:00	VL035229.D	0.169
03102020T22:50:00	VL034949.D	0.069	05062020T19:33:00	VL034980.D	0.073	05072020T23:10:00	VL035229.D	0.06
03102020T22:50:00	VL034949.D	0.117	05062020T19:33:00	VL034980.D	0.12	05072020T23:10:00	VL035229.D	0.118
03102020T22:50:00	VL034949.D	0.072	05062020T19:33:00	VL034980.D	0.07	05072020T23:10:00	VL035229.D	0.062
03102020T22:50:00	VL034949.D	0.087	05062020T19:33:00	VL034980.D	0.094	05072020T23:10:00	VL035229.D	0.086
03102020T22:12:00	VL034948.D	0.466	05062020T18:55:00	VL034979.D	0.543	05072020T22:32:00	VL035228.D	0.648
03102020T22:50:00	VL034949.D	0	05062020T19:33:00	VL034980.D	0.036	05072020T23:10:00	VL035229.D	0.057
03102020T22:12:00	VL034948.D	0.243	05062020T18:55:00	VL034979.D	0.161	05072020T22:32:00	VL035228.D	0.217
03102020T22:50:00	VL034949.D	0.057	05062020T19:33:00	VL034980.D	0.048	05072020T23:10:00	VL035229.D	0.057
03102020T22:50:00	VL034949.D	0.052	05062020T19:33:00	VL034980.D	0.057	05072020T23:10:00	VL035229.D	0.051
03102020T22:50:00	VL034949.D	0.056	05062020T19:33:00	VL034980.D	0.062	05072020T23:10:00	VL035229.D	0.058
03102020T22:50:00	VL034949.D	0.05	05062020T19:33:00	VL034980.D	0.049	05072020T23:10:00	VL035229.D	0.054
03102020T22:50:00	VL034949.D	0.139	05062020T19:33:00	VL034980.D	0.143	05072020T23:10:00	VL035229.D	0.16
03102020T22:50:00	VL034949.D	0.055	05062020T19:33:00	VL034980.D	0.061	05072020T23:10:00	VL035229.D	0.069
03102020T22:50:00	VL034949.D	0.049	05062020T19:33:00	VL034980.D	0.05	05072020T23:10:00	VL035229.D	0.055
03102020T22:50:00	VL034949.D	0.059	05062020T19:33:00	VL034980.D	0.06	05072020T23:10:00	VL035229.D	0.079
03102020T22:50:00	VL034949.D	0.125	05062020T19:33:00	VL034980.D	0.134	05072020T23:10:00	VL035229.D	0.158
03102020T22:50:00	VL034949.D	0.051	05062020T19:33:00	VL034980.D	0.049	05072020T23:10:00	VL035229.D	0.048
03102020T23:27:00	VL034950.D	0.043	05072020T01:25:00	VL034981.D	0.042	05072020T23:48:00	VL035230.D	0.044
03102020T22:50:00	VL034949.D	0.064	05062020T19:33:00	VL034980.D	0.068	05072020T23:10:00	VL035229.D	0.085
03102020T22:50:00	VL034949.D	0.055	05062020T19:33:00	VL034980.D	0.062	05072020T23:10:00	VL035229.D	0.06
03102020T22:50:00	VL034949.D	0.111	05062020T19:33:00	VL034980.D	0.141	05072020T23:10:00	VL035229.D	0.175
03102020T23:27:00	VL034950.D	0.046	05072020T01:25:00	VL034981.D	0.037	05072020T23:48:00	VL035230.D	0.051
03102020T22:50:00	VL034949.D	0.113	05062020T19:33:00	VL034980.D	0.133	05072020T23:10:00	VL035229.D	0.146
03102020T22:50:00	VL034949.D	0.094	05062020T19:33:00	VL034980.D	0.094	05072020T23:10:00	VL035229.D	0.108
03102020T23:27:00	VL034950.D	0.022	05072020T01:25:00	VL034981.D	0.043	05072020T23:48:00	VL035230.D	0.038

Adate5	Datafile6	Concentration6	Adate6	Datafile7	Concentration7	Adate7	Datafile8	Concentration8
07232020T15:10:00	VL035290.D	0.112	07302020T21:56:00	VL035775.D	0.108	10122020T23:37:00	VL035794.D	0.102
07232020T15:48:00	VL035291.D	0.05	07302020T22:33:00	VL035776.D	0.043	10132020T00:14:00	VL035795.D	0.039
07232020T15:48:00	VL035291.D	0.041	07302020T22:33:00	VL035776.D	0.044	10132020T00:14:00	VL035795.D	0.045
07232020T15:10:00	VL035290.D	0.122	07302020T21:56:00	VL035775.D	0.116	10122020T23:37:00	VL035794.D	0.096
07232020T15:10:00	VL035290.D	0.135	07302020T21:56:00	VL035775.D	0.13	10122020T23:37:00	VL035794.D	0.111
07232020T15:10:00	VL035290.D	0.123	07302020T21:56:00	VL035775.D	0.128	10122020T23:37:00	VL035794.D	0.112
07232020T15:10:00	VL035290.D	0.132	07302020T21:56:00	VL035775.D	0.121	10122020T23:37:00	VL035794.D	0.102
07232020T15:10:00	VL035290.D	0.073	07302020T21:56:00	VL035775.D	0.094	10122020T23:37:00	VL035794.D	0.066
07232020T15:10:00	VL035290.D	0.045	07302020T21:56:00	VL035775.D	0.063	10122020T23:37:00	VL035794.D	0.05
07232020T15:10:00	VL035290.D	0.092	07302020T21:56:00	VL035775.D	0.108	10122020T23:37:00	VL035794.D	0.093
07232020T15:10:00	VL035290.D	0.088	07302020T21:56:00	VL035775.D	0.104	10122020T23:37:00	VL035794.D	0.077
07232020T15:10:00	VL035290.D	0.115	07302020T21:56:00	VL035775.D	0.125	10122020T23:37:00	VL035794.D	0.103
07232020T15:10:00	VL035290.D	0.121	07302020T21:56:00	VL035775.D	0.107	10122020T23:37:00	VL035794.D	0.113
07232020T15:10:00	VL035290.D	0.052	07302020T21:56:00	VL035775.D	0.061	10122020T23:37:00	VL035794.D	0.045
07232020T15:10:00	VL035290.D	0.11	07302020T21:56:00	VL035775.D	0.131	10122020T23:37:00	VL035794.D	0.098
07232020T15:10:00	VL035290.D	0.146	07302020T21:56:00	VL035775.D	0.133	10122020T23:37:00	VL035794.D	0.119
07232020T15:10:00	VL035290.D	0.104	07302020T21:56:00	VL035775.D	0.108	10122020T23:37:00	VL035794.D	0.089
07232020T14:33:00	VL035289.D	0.331	07302020T21:19:00	VL035774.D	0.5	10122020T23:00:00	VL035793.D	0.322
07232020T15:10:00	VL035290.D	0.059	07302020T21:56:00	VL035775.D	0.078	10122020T23:37:00	VL035794.D	0.06
07232020T15:10:00	VL035290.D	0.103	07302020T21:56:00	VL035775.D	0.113	10122020T23:37:00	VL035794.D	0.1
07232020T15:10:00	VL035290.D	0.062	07302020T21:56:00	VL035775.D	0.079	10122020T23:37:00	VL035794.D	0.059
07232020T15:10:00	VL035290.D	0.049	07302020T21:56:00	VL035775.D	0.072	10122020T23:37:00	VL035794.D	0.056
07232020T15:10:00	VL035290.D	0.052	07302020T21:56:00	VL035775.D	0.062	10122020T23:37:00	VL035794.D	0.042
07232020T15:10:00	VL035290.D	0.062	07302020T21:56:00	VL035775.D	0.075	10122020T23:37:00	VL035794.D	0.065
07232020T14:33:00	VL035289.D	0.533	07302020T21:19:00	VL035774.D	0.588	10122020T23:00:00	VL035793.D	0.539
07232020T15:10:00	VL035290.D	0.15	07302020T21:56:00	VL035775.D	0.118	10122020T23:37:00	VL035794.D	0.1
07232020T15:10:00	VL035290.D	0.08	07302020T21:56:00	VL035775.D	0.096	10122020T23:37:00	VL035794.D	0.068
07232020T14:33:00	VL035289.D	0.356	07302020T21:19:00	VL035774.D	0.343	10122020T23:00:00	VL035793.D	0.317
07232020T15:10:00	VL035290.D	0.111	07302020T21:56:00	VL035775.D	0.102	10122020T23:37:00	VL035794.D	0.095
07232020T15:10:00	VL035290.D	0.114	07302020T21:56:00	VL035775.D	0.121	10122020T23:37:00	VL035794.D	0.102
07232020T15:10:00	VL035290.D	0.083	07302020T21:56:00	VL035775.D	0.069	10122020T23:37:00	VL035794.D	0.069
07232020T15:10:00	VL035290.D	0.159	07302020T21:56:00	VL035775.D	0.13	10122020T23:37:00	VL035794.D	0.113
07232020T15:10:00	VL035290.D	0.112	07302020T21:56:00	VL035775.D	0.107	10122020T23:37:00	VL035794.D	0.095
07232020T15:48:00	VL035291.D	0.044	07302020T22:33:00	VL035776.D	0.039	10132020T00:14:00	VL035795.D	0.042
07232020T15:10:00	VL035290.D	0.127	07302020T21:56:00	VL035775.D	0.132	10122020T23:37:00	VL035794.D	0.114
07232020T15:10:00	VL035290.D	0.135	07302020T21:56:00	VL035775.D	0.132	10122020T23:37:00	VL035794.D	0.114
07232020T15:10:00	VL035290.D	0.139	07302020T21:56:00	VL035775.D	0.124	10122020T23:37:00	VL035794.D	0.115
07232020T15:10:00	VL035290.D	0.142	07302020T21:56:00	VL035775.D	0.133	10122020T23:37:00	VL035794.D	0.114
07232020T15:10:00	VL035290.D	0.142	07302020T21:56:00	VL035775.D	0.142	10122020T23:37:00	VL035794.D	0.116
07232020T15:10:00	VL035290.D	0.097	07302020T21:56:00	VL035775.D	0.111	10122020T23:37:00	VL035794.D	0.074
07232020T15:10:00	VL035290.D	0.069	07302020T21:56:00	VL035775.D	0.076	10122020T23:37:00	VL035794.D	0.065
07232020T15:10:00	VL035290.D	0.133	07302020T21:56:00	VL035775.D	0.114	10122020T23:37:00	VL035794.D	0.098
07232020T15:10:00	VL035290.D	0.088	07302020T21:56:00	VL035775.D	0.08	10122020T23:37:00	VL035794.D	0.078
07232020T15:10:00	VL035290.D	0.209	07302020T21:56:00	VL035775.D	0.195	10122020T23:37:00	VL035794.D	0.161
07232020T15:10:00	VL035290.D	0.156	07302020T21:56:00	VL035775.D	0.135	10122020T23:37:00	VL035794.D	0.116
07232020T14:33:00	VL035289.D	0.529	07302020T21:19:00	VL035774.D	0.51	10122020T23:00:00	VL035793.D	0.549
07232020T15:10:00	VL035290.D	0.109	07302020T21:56:00	VL035775.D	0.115	10122020T23:37:00	VL035794.D	0.102
07232020T15:10:00	VL035290.D	0.067	07302020T21:56:00	VL035775.D	0.078	10122020T23:37:00	VL035794.D	0.058
07232020T15:10:00	VL035290.D	0.056	07302020T21:56:00	VL035775.D	0.071	10122020T23:37:00	VL035794.D	0.056
07232020T15:10:00	VL035290.D	0.13	07302020T21:56:00	VL035775.D	0.14	10122020T23:37:00	VL035794.D	0.122
07232020T15:10:00	VL035290.D	0.095	07302020T21:56:00	VL035775.D	0.114	10122020T23:37:00	VL035794.D	0.091
07232020T15:10:00	VL035290.D	0.143	07302020T21:56:00	VL035775.D	0.168	10122020T23:37:00	VL035794.D	0.134
07232020T15:10:00	VL035290.D	0.062	07302020T21:56:00	VL035775.D	0.081	10122020T23:37:00	VL035794.D	0.064
07232020T15:10:00	VL035290.D	0.104	07302020T21:56:00	VL035775.D	0.148	10122020T23:37:00	VL035794.D	0.109
07232020T15:10:00	VL035290.D	0.073	07302020T21:56:00	VL035775.D	0.07	10122020T23:37:00	VL035794.D	0.058
07232020T15:10:00	VL035290.D	0.087	07302020T21:56:00	VL035775.D	0.101	10122020T23:37:00	VL035794.D	0.07
07232020T14:33:00	VL035289.D	0.626	07302020T21:19:00	VL035774.D	0.592	10122020T23:00:00	VL035793.D	0.526
07232020T15:10:00	VL035290.D	0.055	07302020T21:56:00	VL035775.D	0.066	10122020T23:37:00	VL035794.D	0.045
07232020T14:33:00	VL035289.D	0.245	07302020T21:19:00	VL035774.D	0.339	10122020T23:00:00	VL035793.D	0.229
07232020T15:10:00	VL035290.D	0.056	07302020T21:56:00	VL035775.D	0.063	10122020T23:37:00	VL035794.D	0.045
07232020T15:10:00	VL035290.D	0.045	07302020T21:56:00	VL035775.D	0.061	10122020T23:37:00	VL035794.D	0.043
07232020T15:10:00	VL035290.D	0.055	07302020T21:56:00	VL035775.D	0.08	10122020T23:37:00	VL035794.D	0.069
07232020T15:10:00	VL035290.D	0.048	07302020T21:56:00	VL035775.D	0.056	10122020T23:37:00	VL035794.D	0.04
07232020T15:10:00	VL035290.D	0.158	07302020T21:56:00	VL035775.D	0.188	10122020T23:37:00	VL035794.D	0.162
07232020T15:10:00	VL035290.D	0.062	07302020T21:56:00	VL035775.D	0.07	10122020T23:37:00	VL035794.D	0.052
07232020T15:10:00	VL035290.D	0.056	07302020T21:56:00	VL035775.D	0.056	10122020T23:37:00	VL035794.D	0.038
07232020T15:10:00	VL035290.D	0.073	07302020T21:56:00	VL035775.D	0.068	10122020T23:37:00	VL035794.D	0.055
07232020T15:10:00	VL035290.D	0.132	07302020T21:56:00	VL035775.D	0.148	10122020T23:37:00	VL035794.D	0.119
07232020T15:10:00	VL035290.D	0.054	07302020T21:56:00	VL035775.D	0.067	10122020T23:37:00	VL035794.D	0.046
07232020T15:48:00	VL035291.D	0.053	07302020T22:33:00	VL035776.D	0.039	10132020T00:14:00	VL035795.D	0.037
07232020T15:10:00	VL035290.D	0.065	07302020T21:56:00	VL035775.D	0.07	10122020T23:37:00	VL035794.D	0.054
07232020T15:10:00	VL035290.D	0.061	07302020T21:56:00	VL035775.D	0.075	10122020T23:37:00	VL035794.D	0.056
07232020T15:10:00	VL035290.D	0.172	07302020T21:56:00	VL035775.D	0.128	10122020T23:37:00	VL035794.D	0.107
07232020T15:48:00	VL035291.D	0.035	07302020T22:33:00	VL035776.D	0.041	10132020T00:14:00	VL035795.D	0.039
07232020T15:10:00	VL035290.D	0.149	07302020T21:56:00	VL035775.D	0.13	10122020T23:37:00	VL035794.D	0.116
07232020T15:10:00	VL035290.D	0.084	07302020T21:56:00	VL035775.D	0.122	10122020T23:37:00	VL035794.D	0.085
07232020T15:48:00	VL035291.D	0.051	07302020T22:33:00	VL035776.D	0.044	10132020T00:14:00	VL035795.D	0.046

Adate8	Datafile9	Concentration9	Adate9	Datafile10	Concentration10	Adate10	Datafile11	Concentration11
10192020T14:39:00	VL033447.D	0.09	03252019T22:06:00	VL033468.D	0.11	03272019T14:45:00	VL033594.D	0.086
10192020T15:16:00	VL033448.D	0.034	03252019T22:44:00	VL033469.D	0.039	03272019T15:23:00	VL033607.D	0.042
10192020T15:16:00	VL033448.D	0.036	03252019T22:44:00	VL033469.D	0.038	03272019T15:23:00	VL033607.D	0.033
10192020T14:39:00	VL033447.D	0.1	03252019T22:06:00	VL033468.D	0.11	03272019T14:45:00	VL033594.D	0.085
10192020T14:39:00	VL033447.D	0.11	03252019T22:06:00	VL033468.D	0.11	03272019T14:45:00	VL033594.D	0.098
10192020T14:39:00	VL033447.D	0.11	03252019T22:06:00	VL033468.D	0.11	03272019T14:45:00	VL033594.D	0.089
10192020T14:39:00	VL033447.D	0.11	03252019T22:06:00	VL033468.D	0.13	03272019T14:45:00	VL033594.D	0.097
10192020T14:39:00	VL033447.D	0.05	03252019T22:06:00	VL033468.D	0.08	03272019T14:45:00	VL033594.D	0.037
10192020T14:39:00	VL033447.D	0.05	03252019T22:06:00	VL033468.D	0.06	03272019T14:45:00	VL033594.D	0.035
10192020T14:39:00	VL033447.D	0.08	03252019T22:06:00	VL033468.D	0.1	03272019T14:45:00	VL033594.D	0.064
10192020T14:39:00	VL033447.D	0.08	03252019T22:06:00	VL033468.D	0.11	03272019T14:45:00	VL033594.D	0.065
10192020T14:39:00	VL033447.D	0.11	03252019T22:06:00	VL033468.D	0.11	03272019T14:45:00	VL033594.D	0.086
10192020T14:39:00	VL033447.D	0.11	03252019T22:06:00	VL033468.D	0.09	03272019T14:45:00	VL033594.D	0.079
10192020T14:39:00	VL033447.D	0.05	03252019T22:06:00	VL033468.D	0.06	03272019T14:45:00	VL033594.D	0.037
10192020T14:39:00	VL033447.D	0.11	03252019T22:06:00	VL033468.D	0.12	03272019T14:45:00	VL033594.D	0.095
10192020T14:39:00	VL033447.D	0.1	03252019T22:06:00	VL033468.D	0.11	03272019T14:45:00	VL033594.D	0.088
10192020T14:39:00	VL033447.D	0.08	03252019T22:06:00	VL033468.D	0.1	03272019T14:45:00	VL033594.D	0.07
10192020T14:03:00	VL033446.D	0.6	03252019T21:28:00	VL033467.D	0.48	03272019T14:08:00	VL033605.D	0.612
10192020T14:39:00	VL033447.D	0.06	03252019T22:06:00	VL033468.D	0.08	03272019T14:45:00	VL033594.D	0.054
10192020T14:39:00	VL033447.D	0.09	03252019T22:06:00	VL033468.D	0.1	03272019T14:45:00	VL033594.D	0.075
10192020T14:39:00	VL033447.D	0.06	03252019T22:06:00	VL033468.D	0.08	03272019T14:45:00	VL033594.D	0.048
10192020T14:39:00	VL033447.D	0.05	03252019T22:06:00	VL033468.D	0.06	03272019T14:45:00	VL033594.D	0.037
10192020T14:39:00	VL033447.D	0.05	03252019T22:06:00	VL033468.D	0.06	03272019T14:45:00	VL033594.D	0.035
10192020T14:39:00	VL033447.D	0.06	03252019T22:06:00	VL033468.D	0.07	03272019T14:45:00	VL033594.D	0.061
10192020T14:03:00	VL033446.D	0.248	03252019T21:28:00	VL033467.D	0.252	03272019T14:08:00	VL033605.D	0.26
10192020T14:39:00	VL033447.D	0.1	03252019T22:06:00	VL033468.D	0.12	03272019T14:45:00	VL033594.D	0.083
10192020T14:39:00	VL033447.D	0.08	03252019T22:06:00	VL033468.D	0.09	03272019T14:45:00	VL033594.D	0.069
10192020T14:03:00	VL033446.D	0.47	03252019T21:28:00	VL033467.D	0.43	03272019T14:08:00	VL033605.D	0.554
10192020T14:39:00	VL033447.D	0.09	03252019T22:06:00	VL033468.D	0.1	03272019T14:45:00	VL033594.D	0.076
10192020T14:39:00	VL033447.D	0.12	03252019T22:06:00	VL033468.D	0.11	03272019T14:45:00	VL033594.D	0.086
10192020T14:39:00	VL033447.D	0.06	03252019T22:06:00	VL033468.D	0.08	03272019T14:45:00	VL033594.D	0.045
10192020T14:39:00	VL033447.D	0.13	03252019T22:06:00	VL033468.D	0.11	03272019T14:45:00	VL033594.D	0.103
10192020T14:39:00	VL033447.D	0.09	03252019T22:06:00	VL033468.D	0.1	03272019T14:45:00	VL033594.D	0.07
10192020T15:16:00	VL033448.D	0.039	03252019T22:44:00	VL033469.D	0.035	03272019T15:23:00	VL033607.D	0.042
10192020T14:39:00	VL033447.D	0.11	03252019T22:06:00	VL033468.D	0.13	03272019T14:45:00	VL033594.D	0.095
10192020T14:39:00	VL033447.D	0.12	03252019T22:06:00	VL033468.D	0.13	03272019T14:45:00	VL033594.D	0.112
10192020T14:39:00	VL033447.D	0.14	03252019T22:06:00	VL033468.D	0.16	03272019T14:45:00	VL033594.D	0.111
10192020T14:39:00	VL033447.D	0.11	03252019T22:06:00	VL033468.D	0.12	03272019T14:45:00	VL033594.D	0.099
10192020T14:39:00	VL033447.D	0.12	03252019T22:06:00	VL033468.D	0.14	03272019T14:45:00	VL033594.D	0.1
10192020T14:39:00	VL033447.D	0.08	03252019T22:06:00	VL033468.D	0.09	03272019T14:45:00	VL033594.D	0.071
10192020T14:39:00	VL033447.D	0.07	03252019T22:06:00	VL033468.D	0.07	03272019T14:45:00	VL033594.D	0.057
10192020T14:39:00	VL033447.D	0.11	03252019T22:06:00	VL033468.D	0.17	03272019T14:45:00	VL033594.D	0.12
10192020T14:39:00	VL033447.D	0.08	03252019T22:06:00	VL033468.D	0.08	03272019T14:45:00	VL033594.D	0.058
10192020T14:39:00	VL033447.D	0.15	03252019T22:06:00	VL033468.D	0.18	03272019T14:45:00	VL033594.D	0.125
10192020T14:39:00	VL033447.D	0.12	03252019T22:06:00	VL033468.D	0.13	03272019T14:45:00	VL033594.D	0.094
10192020T14:03:00	VL033446.D	0.462	03252019T21:28:00	VL033467.D	0.444	03272019T14:08:00	VL033605.D	0.343
10192020T14:39:00	VL033447.D	0.09	03252019T22:06:00	VL033468.D	0.11	03272019T14:45:00	VL033594.D	0.082
10192020T14:39:00	VL033447.D	0.07	03252019T22:06:00	VL033468.D	0.07	03272019T14:45:00	VL033594.D	0.047
10192020T14:39:00	VL033447.D	0.07	03252019T22:06:00	VL033468.D	0.08	03272019T14:45:00	VL033594.D	0.053
10192020T14:39:00	VL033447.D	0.11	03252019T22:06:00	VL033468.D	0.13	03272019T14:45:00	VL033594.D	0.097
10192020T14:39:00	VL033447.D	0.1	03252019T22:06:00	VL033468.D	0.1	03272019T14:45:00	VL033594.D	0.076
10192020T14:39:00	VL033447.D	0.13	03252019T22:06:00	VL033468.D	0.16	03272019T14:45:00	VL033594.D	0.107
10192020T14:39:00	VL033447.D	0.07	03252019T22:06:00	VL033468.D	0.08	03272019T14:45:00	VL033594.D	0.056
10192020T14:39:00	VL033447.D	0.12	03252019T22:06:00	VL033468.D	0.12	03272019T14:45:00	VL033594.D	0.096
10192020T14:39:00	VL033447.D	0.06	03252019T22:06:00	VL033468.D	0.07	03272019T14:45:00	VL033594.D	0.044
10192020T14:39:00	VL033447.D	0.08	03252019T22:06:00	VL033468.D	0.1	03272019T14:45:00	VL033594.D	0.061
10192020T14:03:00	VL033446.D	0.49	03252019T21:28:00	VL033467.D	0.51	03272019T14:08:00	VL033605.D	0.533
10192020T14:39:00	VL033447.D	0.04	03252019T22:06:00	VL033468.D	0.05	03272019T14:45:00	VL033594.D	0
10192020T14:03:00	VL033446.D	0.068	03252019T21:28:00	VL033467.D	0.143	03272019T14:08:00	VL033605.D	0
10192020T14:39:00	VL033447.D	0.06	03252019T22:06:00	VL033468.D	0.06	03272019T14:45:00	VL033594.D	0.032
10192020T14:39:00	VL033447.D	0.05	03252019T22:06:00	VL033468.D	0.08	03272019T14:45:00	VL033594.D	0.042
10192020T14:39:00	VL033447.D	0.06	03252019T22:06:00	VL033468.D	0.06	03272019T14:45:00	VL033594.D	0.045
10192020T14:39:00	VL033447.D	0.05	03252019T22:06:00	VL033468.D	0.05	03272019T14:45:00	VL033594.D	0.033
10192020T14:39:00	VL033447.D	0.13	03252019T22:06:00	VL033468.D	0.13	03272019T14:45:00	VL033594.D	0.094
10192020T14:39:00	VL033447.D	0.05	03252019T22:06:00	VL033468.D	0.07	03272019T14:45:00	VL033594.D	0.049
10192020T14:39:00	VL033447.D	0.05	03252019T22:06:00	VL033468.D	0.06	03272019T14:45:00	VL033594.D	0.044
10192020T14:39:00	VL033447.D	0.05	03252019T22:06:00	VL033468.D	0.07	03272019T14:45:00	VL033594.D	0.046
10192020T14:39:00	VL033447.D	0.11	03252019T22:06:00	VL033468.D	0.14	03272019T14:45:00	VL033594.D	0.134
10192020T14:39:00	VL033447.D	0.06	03252019T22:06:00	VL033468.D	0.06	03272019T14:45:00	VL033594.D	0.037
10192020T15:16:00	VL033448.D	0.025	03252019T22:44:00	VL033469.D	0.039	03272019T15:23:00	VL033607.D	0.026
10192020T14:39:00	VL033447.D	0.06	03252019T22:06:00	VL033468.D	0.08	03272019T14:45:00	VL033594.D	0.049
10192020T14:39:00	VL033447.D	0.06	03252019T22:06:00	VL033468.D	0.07	03272019T14:45:00	VL033594.D	0.046
10192020T14:39:00	VL033447.D	0.11	03252019T22:06:00	VL033468.D	0.12	03272019T14:45:00	VL033594.D	0.092
10192020T15:16:00	VL033448.D	0.04	03252019T22:44:00	VL033469.D	0.035	03272019T15:23:00	VL033607.D	0.033
10192020T14:39:00	VL033447.D	0.12	03252019T22:06:00	VL033468.D	0.13	03272019T14:45:00	VL033594.D	0.1
10192020T14:39:00	VL033447.D	0.1	03252019T22:06:00	VL033468.D	0.1	03272019T14:45:00	VL033594.D	0.057
10192020T15:16:00	VL033448.D	0.048	03252019T22:44:00	VL033469.D	0.039	03272019T15:23:00	VL033607.D	0.051

Adate11	Datafile12	Concentration12	Adate12	Datafile13	Concentration13	Adate13	Datafile14	Concentration14
04162019T16:14:00	VL033681.D	0.13	05072019T14:17:00	VL034004.D	0.12	07032019T03:47:00	VL034012.D	0.11
04172019T18:09:00	VL033665.D	0.037	05062019T19:09:00	VL034005.D	0.046	07032019T04:24:00	VL034013.D	0.047
04172019T18:09:00	VL033665.D	0.038	05062019T19:09:00	VL034005.D	0.038	07032019T04:24:00	VL034013.D	0.038
04162019T16:14:00	VL033681.D	0.1	05072019T14:17:00	VL034004.D	0.11	07032019T03:47:00	VL034012.D	0.12
04162019T16:14:00	VL033681.D	0.13	05072019T14:17:00	VL034004.D	0.13	07032019T03:47:00	VL034012.D	0.12
04162019T16:14:00	VL033681.D	0.11	05072019T14:17:00	VL034004.D	0.12	07032019T03:47:00	VL034012.D	0.11
04162019T16:14:00	VL033681.D	0.13	05072019T14:17:00	VL034004.D	0.12	07032019T03:47:00	VL034012.D	0.11
04162019T16:14:00	VL033681.D	0.09	05072019T14:17:00	VL034004.D	0.08	07032019T03:47:00	VL034012.D	0.08
04162019T16:14:00	VL033681.D	0.05	05072019T14:17:00	VL034004.D	0.05	07032019T03:47:00	VL034012.D	0.05
04162019T16:14:00	VL033681.D	0.09	05072019T14:17:00	VL034004.D	0.09	07032019T03:47:00	VL034012.D	0.09
04162019T16:14:00	VL033681.D	0.09	05072019T14:17:00	VL034004.D	0.08	07032019T03:47:00	VL034012.D	0.09
04162019T16:14:00	VL033681.D	0.12	05072019T14:17:00	VL034004.D	0.1	07032019T03:47:00	VL034012.D	0.11
04162019T16:14:00	VL033681.D	0.12	05072019T14:17:00	VL034004.D	0.14	07032019T03:47:00	VL034012.D	0.1
04162019T16:14:00	VL033681.D	0.06	05072019T14:17:00	VL034004.D	0.05	07032019T03:47:00	VL034012.D	0.05
04162019T16:14:00	VL033681.D	0.11	05072019T14:17:00	VL034004.D	0.12	07032019T03:47:00	VL034012.D	0.11
04162019T16:14:00	VL033681.D	0.13	05072019T14:17:00	VL034004.D	0.13	07032019T03:47:00	VL034012.D	0.12
04162019T16:14:00	VL033681.D	0.11	05072019T14:17:00	VL034004.D	0.08	07032019T03:47:00	VL034012.D	0.1
04172019T16:53:00	VL033666.D	0.472	05062019T19:48:00	VL034003.D	0.459	07032019T03:10:00	VL034011.D	0.5
04162019T16:14:00	VL033681.D	0.07	05072019T14:17:00	VL034004.D	0.06	07032019T03:47:00	VL034012.D	0.07
04162019T16:14:00	VL033681.D	0.1	05072019T14:17:00	VL034004.D	0.09	07032019T03:47:00	VL034012.D	0.1
04162019T16:14:00	VL033681.D	0.07	05072019T14:17:00	VL034004.D	0.06	07032019T03:47:00	VL034012.D	0.05
04162019T16:14:00	VL033681.D	0.06	05072019T14:17:00	VL034004.D	0.05	07032019T03:47:00	VL034012.D	0.04
04162019T16:14:00	VL033681.D	0.06	05072019T14:17:00	VL034004.D	0.04	07032019T03:47:00	VL034012.D	0.05
04162019T16:14:00	VL033681.D	0.09	05072019T14:17:00	VL034004.D	0.06	07032019T03:47:00	VL034012.D	0.07
04172019T16:53:00	VL033666.D	0.332	05062019T19:48:00	VL034003.D	0.312	07032019T03:10:00	VL034011.D	0.283
04162019T16:14:00	VL033681.D	0.12	05072019T14:17:00	VL034004.D	0.13	07032019T03:47:00	VL034012.D	0.12
04162019T16:14:00	VL033681.D	0.1	05072019T14:17:00	VL034004.D	0.09	07032019T03:47:00	VL034012.D	0.09
04172019T16:53:00	VL033666.D	0.427	05062019T19:48:00	VL034003.D	0.439	07032019T03:10:00	VL034011.D	0.5
04162019T16:14:00	VL033681.D	0.12	05072019T14:17:00	VL034004.D	0.11	07032019T03:47:00	VL034012.D	0.1
04162019T16:14:00	VL033681.D	0.12	05072019T14:17:00	VL034004.D	0.14	07032019T03:47:00	VL034012.D	0.11
04162019T16:14:00	VL033681.D	0.08	05072019T14:17:00	VL034004.D	0.08	07032019T03:47:00	VL034012.D	0.09
04162019T16:14:00	VL033681.D	0.12	05072019T14:17:00	VL034004.D	0.14	07032019T03:47:00	VL034012.D	0.12
04162019T16:14:00	VL033681.D	0.1	05072019T14:17:00	VL034004.D	0.11	07032019T03:47:00	VL034012.D	0.1
04172019T18:09:00	VL033665.D	0.036	05062019T19:09:00	VL034005.D	0.05	07032019T04:24:00	VL034013.D	0.044
04162019T16:14:00	VL033681.D	0.12	05072019T14:17:00	VL034004.D	0.12	07032019T03:47:00	VL034012.D	0.12
04162019T16:14:00	VL033681.D	0.13	05072019T14:17:00	VL034004.D	0.14	07032019T03:47:00	VL034012.D	0.14
04162019T16:14:00	VL033681.D	0.13	05072019T14:17:00	VL034004.D	0.14	07032019T03:47:00	VL034012.D	0.16
04162019T16:14:00	VL033681.D	0.12	05072019T14:17:00	VL034004.D	0.13	07032019T03:47:00	VL034012.D	0.11
04162019T16:14:00	VL033681.D	0.13	05072019T14:17:00	VL034004.D	0.13	07032019T03:47:00	VL034012.D	0.14
04162019T16:14:00	VL033681.D	0.1	05072019T14:17:00	VL034004.D	0.1	07032019T03:47:00	VL034012.D	0.11
04162019T16:14:00	VL033681.D	0.07	05072019T14:17:00	VL034004.D	0.08	07032019T03:47:00	VL034012.D	0.08
04162019T16:14:00	VL033681.D	0.1	05072019T14:17:00	VL034004.D	0.13	07032019T03:47:00	VL034012.D	0.17
04162019T16:14:00	VL033681.D	0.09	05072019T14:17:00	VL034004.D	0.09	07032019T03:47:00	VL034012.D	0.09
04162019T16:14:00	VL033681.D	0.13	05072019T14:17:00	VL034004.D	0.17	07032019T03:47:00	VL034012.D	0.16
04162019T16:14:00	VL033681.D	0.13	05072019T14:17:00	VL034004.D	0.15	07032019T03:47:00	VL034012.D	0.13
04172019T16:53:00	VL033666.D	0.394	05062019T19:48:00	VL034003.D	0.318	07032019T03:10:00	VL034011.D	0.351
04162019T16:14:00	VL033681.D	0.11	05072019T14:17:00	VL034004.D	0.1	07032019T03:47:00	VL034012.D	0.11
04162019T16:14:00	VL033681.D	0.07	05072019T14:17:00	VL034004.D	0.06	07032019T03:47:00	VL034012.D	0.06
04162019T16:14:00	VL033681.D	0.07	05072019T14:17:00	VL034004.D	0.07	07032019T03:47:00	VL034012.D	0.07
04162019T16:14:00	VL033681.D	0.14	05072019T14:17:00	VL034004.D	0.15	07032019T03:47:00	VL034012.D	0.16
04162019T16:14:00	VL033681.D	0.11	05072019T14:17:00	VL034004.D	0.1	07032019T03:47:00	VL034012.D	0.1
04162019T16:14:00	VL033681.D	0.16	05072019T14:17:00	VL034004.D	0.16	07032019T03:47:00	VL034012.D	0.13
04162019T16:14:00	VL033681.D	0.07	05072019T14:17:00	VL034004.D	0.06	07032019T03:47:00	VL034012.D	0.06
04162019T16:14:00	VL033681.D	0.13	05072019T14:17:00	VL034004.D	0.12	07032019T03:47:00	VL034012.D	0.11
04162019T16:14:00	VL033681.D	0.08	05072019T14:17:00	VL034004.D	0.07	07032019T03:47:00	VL034012.D	0.07
04162019T16:14:00	VL033681.D	0.09	05072019T14:17:00	VL034004.D	0.09	07032019T03:47:00	VL034012.D	0.08
04172019T16:53:00	VL033666.D	0.424	05062019T19:48:00	VL034003.D	0.483	07032019T03:10:00	VL034011.D	0.45
04162019T16:14:00	VL033681.D	0.07	05072019T14:17:00	VL034004.D	0.05	07032019T03:47:00	VL034012.D	0.05
04172019T16:53:00	VL033666.D	0.209	05062019T19:48:00	VL034003.D	0.269	07032019T03:10:00	VL034011.D	0.313
04162019T16:14:00	VL033681.D	0.07	05072019T14:17:00	VL034004.D	0.05	07032019T03:47:00	VL034012.D	0.05
04162019T16:14:00	VL033681.D	0.06	05072019T14:17:00	VL034004.D	0.04	07032019T03:47:00	VL034012.D	0.05
04162019T16:14:00	VL033681.D	0.06	05072019T14:17:00	VL034004.D	0.05	07032019T03:47:00	VL034012.D	0.05
04162019T16:14:00	VL033681.D	0.05	05072019T14:17:00	VL034004.D	0.05	07032019T03:47:00	VL034012.D	0.05
04162019T16:14:00	VL033681.D	0.13	05072019T14:17:00	VL034004.D	0.14	07032019T03:47:00	VL034012.D	0.14
04162019T16:14:00	VL033681.D	0.06	05072019T14:17:00	VL034004.D	0.05	07032019T03:47:00	VL034012.D	0.05
04162019T16:14:00	VL033681.D	0.05	05072019T14:17:00	VL034004.D	0.04	07032019T03:47:00	VL034012.D	0.06
04162019T16:14:00	VL033681.D	0.08	05072019T14:17:00	VL034004.D	0.05	07032019T03:47:00	VL034012.D	0.07
04162019T16:14:00	VL033681.D	0.14	05072019T14:17:00	VL034004.D	0.14	07032019T03:47:00	VL034012.D	0.13
04162019T16:14:00	VL033681.D	0.05	05072019T14:17:00	VL034004.D	0.05	07032019T03:47:00	VL034012.D	0.05
04172019T18:09:00	VL033665.D	0.043	05062019T19:09:00	VL034005.D	0.036	07032019T04:24:00	VL034013.D	0.035
04162019T16:14:00	VL033681.D	0.07	05072019T14:17:00	VL034004.D	0.09	07032019T03:47:00	VL034012.D	0.08
04162019T16:14:00	VL033681.D	0.07	05072019T14:17:00	VL034004.D	0.06	07032019T03:47:00	VL034012.D	0.07
04162019T16:14:00	VL033681.D	0.12	05072019T14:17:00	VL034004.D	0.14	07032019T03:47:00	VL034012.D	0.13
04172019T18:09:00	VL033665.D	0.038	05062019T19:09:00	VL034005.D	0.039	07032019T04:24:00	VL034013.D	0.032
04162019T16:14:00	VL033681.D	0.13	05072019T14:17:00	VL034004.D	0.13	07032019T03:47:00	VL034012.D	0.14
04162019T16:14:00	VL033681.D	0.09	05072019T14:17:00	VL034004.D	0.12	07032019T03:47:00	VL034012.D	0.1
04172019T18:09:00	VL033665.D	0.029	05062019T19:09:00	VL034005.D	0.047	07032019T04:24:00	VL034013.D	0.052

Adate14	Datafile15	Concentration15	Adate15	Datafile16	Concentration16	Adate16	ColumnNo	SeqID	Department
07082019T15:26:00	VL034312.D	0.11	10172019T00:40:00	VL034321.D	0.1	10172019T18:02:00		160	VOC
07082019T16:03:00	VL034313.D	0.029	10172019T01:19:00	VL034322.D	0.041	10172019T18:40:00		140	VOC
07082019T16:03:00	VL034313.D	0.027	10172019T01:19:00	VL034322.D	0.037	10172019T18:40:00		285	VOC
07082019T15:26:00	VL034312.D	0.12	10172019T00:40:00	VL034321.D	0.11	10172019T18:02:00		116	VOC
07082019T15:26:00	VL034312.D	0.12	10172019T00:40:00	VL034321.D	0.13	10172019T18:02:00		260	VOC
07082019T15:26:00	VL034312.D	0.11	10172019T00:40:00	VL034321.D	0.12	10172019T18:02:00		5	VOC
07082019T15:26:00	VL034312.D	0.1	10172019T00:40:00	VL034321.D	0.1	10172019T18:02:00		340	VOC
07082019T15:26:00	VL034312.D	0.08	10172019T00:40:00	VL034321.D	0.08	10172019T18:02:00		280	VOC
07082019T15:26:00	VL034312.D	0.07	10172019T00:40:00	VL034321.D	0.07	10172019T18:02:00		240	VOC
07082019T15:26:00	VL034312.D	0.1	10172019T00:40:00	VL034321.D	0.1	10172019T18:02:00		140	VOC
07082019T15:26:00	VL034312.D	0.1	10172019T00:40:00	VL034321.D	0.11	10172019T18:02:00		275	VOC
07082019T15:26:00	VL034312.D	0.12	10172019T00:40:00	VL034321.D	0.12	10172019T18:02:00		3	VOC
07082019T15:26:00	VL034312.D	0.11	10172019T00:40:00	VL034321.D	0.1	10172019T18:02:00		9998	VOC
07082019T15:26:00	VL034312.D	0.07	10172019T00:40:00	VL034321.D	0.07	10172019T18:02:00		230	VOC
07082019T15:26:00	VL034312.D	0.12	10172019T00:40:00	VL034321.D	0.09	10172019T18:02:00		30	VOC
07082019T15:26:00	VL034312.D	0.11	10172019T00:40:00	VL034321.D	0.12	10172019T18:02:00		250	VOC
07082019T15:26:00	VL034312.D	0.1	10172019T00:40:00	VL034321.D	0.09	10172019T18:02:00		255	VOC
07082019T14:48:00	VL034311.D	0.4	10172019T00:01:00	VL034320.D	0.54	10172019T17:23:00		9998	VOC
07082019T15:26:00	VL034312.D	0.07	10172019T00:40:00	VL034321.D	0.08	10172019T18:02:00		9982	VOC
07082019T15:26:00	VL034312.D	0.1	10172019T00:40:00	VL034321.D	0.11	10172019T18:02:00		518	VOC
07082019T15:26:00	VL034312.D	0.08	10172019T00:40:00	VL034321.D	0.08	10172019T18:02:00		225	VOC
07082019T15:26:00	VL034312.D	0.07	10172019T00:40:00	VL034321.D	0.06	10172019T18:02:00		125	VOC
07082019T15:26:00	VL034312.D	0.08	10172019T00:40:00	VL034321.D	0.07	10172019T18:02:00		335	VOC
07082019T15:26:00	VL034312.D	0.08	10172019T00:40:00	VL034321.D	0.08	10172019T18:02:00		70	VOC
07082019T14:48:00	VL034311.D	0.295	10172019T00:01:00	VL034320.D	0.296	10172019T17:23:00		70	VOC
07082019T15:26:00	VL034312.D	0.09	10172019T00:40:00	VL034321.D	0.11	10172019T18:02:00		37	VOC
07082019T15:26:00	VL034312.D	0.1	10172019T00:40:00	VL034321.D	0.09	10172019T18:02:00		9999	VOC
07082019T14:48:00	VL034311.D	0.57	10172019T00:01:00	VL034320.D	0.57	10172019T17:23:00		9998	VOC
07082019T15:26:00	VL034312.D	0.1	10172019T00:40:00	VL034321.D	0.11	10172019T18:02:00		6	VOC
07082019T15:26:00	VL034312.D	0.11	10172019T00:40:00	VL034321.D	0.11	10172019T18:02:00		285	VOC
07082019T15:26:00	VL034312.D	0.08	10172019T00:40:00	VL034321.D	0.09	10172019T18:02:00		190	VOC
07082019T15:26:00	VL034312.D	0.13	10172019T00:40:00	VL034321.D	0.14	10172019T18:02:00		105	VOC
07082019T15:26:00	VL034312.D	0.1	10172019T00:40:00	VL034321.D	0.1	10172019T18:02:00		35	VOC
07082019T16:03:00	VL034313.D	0.027	10172019T01:19:00	VL034322.D	0.034	10172019T18:40:00		116	VOC
07082019T15:26:00	VL034312.D	0.12	10172019T00:40:00	VL034321.D	0.12	10172019T18:02:00		151	VOC
07082019T15:26:00	VL034312.D	0.13	10172019T00:40:00	VL034321.D	0.13	10172019T18:02:00		100	VOC
07082019T15:26:00	VL034312.D	0.11	10172019T00:40:00	VL034321.D	0.12	10172019T18:02:00		16	VOC
07082019T15:26:00	VL034312.D	0.11	10172019T00:40:00	VL034321.D	0.1	10172019T18:02:00		80	VOC
07082019T15:26:00	VL034312.D	0.13	10172019T00:40:00	VL034321.D	0.14	10172019T18:02:00		40	VOC
07082019T15:26:00	VL034312.D	0.09	10172019T00:40:00	VL034321.D	0.1	10172019T18:02:00		75	VOC
07082019T15:26:00	VL034312.D	0.07	10172019T00:40:00	VL034321.D	0.08	10172019T18:02:00		115	VOC
07082019T15:26:00	VL034312.D	0.15	10172019T00:40:00	VL034321.D	0.17	10172019T18:02:00		50	VOC
07082019T15:26:00	VL034312.D	0.09	10172019T00:40:00	VL034321.D	0.08	10172019T18:02:00		135	VOC
07082019T15:26:00	VL034312.D	0.15	10172019T00:40:00	VL034321.D	0.13	10172019T18:02:00		325	VOC
07082019T15:26:00	VL034312.D	0.11	10172019T00:40:00	VL034321.D	0.12	10172019T18:02:00		265	VOC
07082019T14:48:00	VL034311.D	0.491	10172019T00:01:00	VL034320.D	0.444	10172019T17:23:00		6	VOC
07082019T15:26:00	VL034312.D	0.11	10172019T00:40:00	VL034321.D	0.11	10172019T18:02:00		999	VOC
07082019T15:26:00	VL034312.D	0.08	10172019T00:40:00	VL034321.D	0.07	10172019T18:02:00		165	VOC
07082019T15:26:00	VL034312.D	0.08	10172019T00:40:00	VL034321.D	0.08	10172019T18:02:00		320	VOC
07082019T15:26:00	VL034312.D	0.1	10172019T00:40:00	VL034321.D	0.09	10172019T18:02:00		29	VOC
07082019T15:26:00	VL034312.D	0.09	10172019T00:40:00	VL034321.D	0.1	10172019T18:02:00		370	VOC
07082019T15:26:00	VL034312.D	0.14	10172019T00:40:00	VL034321.D	0.16	10172019T18:02:00		330	VOC
07082019T15:26:00	VL034312.D	0.09	10172019T00:40:00	VL034321.D	0.09	10172019T18:02:00		195	VOC
07082019T15:26:00	VL034312.D	0.17	10172019T00:40:00	VL034321.D	0.16	10172019T18:02:00		170	VOC
07082019T15:26:00	VL034312.D	0.08	10172019T00:40:00	VL034321.D	0.07	10172019T18:02:00		40	VOC
07082019T15:26:00	VL034312.D	0.08	10172019T00:40:00	VL034321.D	0.09	10172019T18:02:00		350	VOC
07082019T14:48:00	VL034014.D	0.461	07082019T16:40:00	VL034320.D	0.54	10172019T17:23:00		90	VOC
07082019T15:26:00	VL034312.D	0.05	10172019T00:40:00	VL034321.D	0.07	10172019T18:02:00		300	VOC
07082019T14:48:00	VL034311.D	0.122	10172019T00:01:00	VL034320.D	0.166	10172019T17:23:00		375	VOC
07082019T15:26:00	VL034312.D	0.07	10172019T00:40:00	VL034321.D	0.07	10172019T18:02:00		270	VOC
07082019T15:26:00	VL034312.D	0.06	10172019T00:40:00	VL034321.D	0.08	10172019T18:02:00		210	VOC
07082019T15:26:00	VL034312.D	0.08	10172019T00:40:00	VL034321.D	0.08	10172019T18:02:00		175	VOC
07082019T15:26:00	VL034312.D	0.06	10172019T00:40:00	VL034321.D	0.07	10172019T18:02:00		25	VOC
07082019T15:26:00	VL034312.D	0.12	10172019T00:40:00	VL034321.D	0.15	10172019T18:02:00		305	VOC
07082019T15:26:00	VL034312.D	0.07	10172019T00:40:00	VL034321.D	0.08	10172019T18:02:00		245	VOC
07082019T15:26:00	VL034312.D	0.06	10172019T00:40:00	VL034321.D	0.06	10172019T18:02:00		185	VOC
07082019T15:26:00	VL034312.D	0.06	10172019T00:40:00	VL034321.D	0.08	10172019T18:02:00		110	VOC
07082019T15:26:00	VL034312.D	0.14	10172019T00:40:00	VL034321.D	0.17	10172019T18:02:00		310	VOC
07082019T15:26:00	VL034312.D	0.07	10172019T00:40:00	VL034321.D	0.07	10172019T18:02:00		235	VOC
07082019T16:03:00	VL034313.D	0.028	10172019T01:19:00	VL034322.D	0.04	10172019T18:40:00		240	VOC
07082019T15:26:00	VL034312.D	0.08	10172019T00:40:00	VL034321.D	0.09	10172019T18:02:00		20	VOC
07082019T15:26:00	VL034312.D	0.08	10172019T00:40:00	VL034321.D	0.07	10172019T18:02:00		10	VOC
07082019T15:26:00	VL034312.D	0.12	10172019T00:40:00	VL034321.D	0.13	10172019T18:02:00		365	VOC
07082019T16:03:00	VL034313.D	0.028	10172019T01:19:00	VL034322.D	0.038	10172019T18:40:00		170	VOC
07082019T15:26:00	VL034312.D	0.13	10172019T00:40:00	VL034321.D	0.13	10172019T18:02:00		205	VOC
07082019T15:26:00	VL034312.D	0.09	10172019T00:40:00	VL034321.D	0.12	10172019T18:02:00		100	VOC
07082019T16:03:00	VL034313.D	0.034	10172019T01:19:00	VL034322.D	0.046	10172019T18:40:00		15	VOC

SAMPLE DATA

Report of Analysis

Client:	EA Engineering Science & Technology	Date Collected:	07/21/21
Project:	NYSDEC - National Heatset TO-15	Date Received:	07/22/21
Client Sample ID:	DDC-2-INFLUENT-1	SDG No.:	M3157
Lab Sample ID:	M3157-01	Matrix:	Air
Analytical Method:	TO-15	Test:	TO-15
Sample Wt/Vol:	400 Units: mL		

File ID/Qc Batch:	Dilution:	Prep Date	Date Analyzed	Prep Batch ID
VL037385.D	1		08/11/21 10:59	VL081121

CAS Number	Parameter	Conc. ppbv	Conc. ug/M3	Qualifier	MDL	LOQ / CRQL	Units
TARGETS							
75-71-8	Dichlorodifluoromethane	0.21	1.04	J	0.35	2.47	ug/m3
74-87-3	Chloromethane	0.67	1.38		0.080	1.03	ug/m3
75-01-4	Vinyl Chloride	0.27	0.69		0.080	0.080	ug/m3
74-83-9	Bromomethane	0.50	1.94	U	0.16	1.94	ug/m3
75-00-3	Chloroethane	0.50	1.32	U	0.11	1.32	ug/m3
109-99-9	Tetrahydrofuran	0.69	2.04		0.12	1.47	ug/m3
75-69-4	Trichlorofluoromethane	0.30	1.69	J	0.22	2.81	ug/m3
76-13-1	1,1,2-Trichlorotrifluoroethane	0.14	1.07	J	0.31	3.83	ug/m3
76-14-2	Dichlorotetrafluoroethane	0.50	3.49	U	0.35	3.49	ug/m3
75-65-0	tert-Butyl alcohol	0.43	1.30	J	0.12	1.52	ug/m3
142-82-5	Heptane	0.18	0.74	J	0.12	2.05	ug/m3
75-35-4	1,1-Dichloroethene	0.21	0.83	J	0.20	1.98	ug/m3
67-64-1	Acetone	10.7	25.4		0.90	1.19	ug/m3
75-15-0	Carbon Disulfide	0.50	1.56	U	0.12	1.56	ug/m3
1634-04-4	Methyl tert-Butyl Ether	0.50	1.80	U	0.11	1.80	ug/m3
75-09-2	Methylene Chloride	24.3	84.4	E	1.46	1.74	ug/m3
156-60-5	trans-1,2-Dichloroethene	0.20	0.79	J	0.24	1.98	ug/m3
75-34-3	1,1-Dichloroethane	0.12	0.49	J	0.16	2.02	ug/m3
110-82-7	Cyclohexane	0.88	3.03		0.24	1.72	ug/m3
78-93-3	2-Butanone	1.90	5.60		0.090	1.47	ug/m3
56-23-5	Carbon Tetrachloride	2.00	12.6		0.13	0.19	ug/m3
156-59-2	cis-1,2-Dichloroethene	4.50	17.8		0.16	1.98	ug/m3
67-66-3	Chloroform	4.40	21.5		0.20	2.44	ug/m3
71-55-6	1,1,1-Trichloroethane	0.43	2.35		0.11	0.16	ug/m3
540-84-1	2,2,4-Trimethylpentane	0.32	1.49	J	0.14	2.34	ug/m3
71-43-2	Benzene	0.87	2.78		0.10	1.60	ug/m3
107-06-2	1,2-Dichloroethane	0.50	2.02	U	0.16	2.02	ug/m3
79-01-6	Trichloroethene	1.00	5.37		0.11	0.16	ug/m3
78-87-5	1,2-Dichloropropane	0.50	2.31	U	0.18	2.31	ug/m3
75-27-4	Bromodichloromethane	0.50	3.35	U	0.20	3.35	ug/m3
108-10-1	4-Methyl-2-Pentanone	0.50	2.05	U	0.12	2.05	ug/m3
108-88-3	Toluene	2.90	10.9		0.11	1.88	ug/m3
10061-02-6	t-1,3-Dichloropropene	0.50	2.27	U	0.14	2.27	ug/m3
10061-01-5	cis-1,3-Dichloropropene	0.50	2.27	U	0.090	2.27	ug/m3
79-00-5	1,1,2-Trichloroethane	0.50	2.73	U	0.22	2.73	ug/m3
124-48-1	Dibromochloromethane	0.50	4.26	U	0.26	4.26	ug/m3
106-93-4	1,2-Dibromoethane	0.50	3.84	U	0.23	3.84	ug/m3
127-18-4	Tetrachloroethene	28.1	191	E	0.14	0.20	ug/m3

Report of Analysis

Client:	EA Engineering Science & Technology	Date Collected:	07/21/21
Project:	NYSDEC - National Heatset TO-15	Date Received:	07/22/21
Client Sample ID:	DDC-2-INFLUENT-1	SDG No.:	M3157
Lab Sample ID:	M3157-01	Matrix:	Air
Analytical Method:	TO-15	Test:	TO-15
Sample Wt/Vol:	400 Units: mL		

File ID/Qc Batch:	Dilution:	Prep Date	Date Analyzed	Prep Batch ID
VL037385.D	1		08/11/21 10:59	VL081121

CAS Number	Parameter	Conc. ppbv	Conc. ug/M3	Qualifier	MDL	LOQ / CRQL	Units
108-90-7	Chlorobenzene	0.50	2.30	U	0.14	2.30	ug/m3
100-41-4	Ethyl Benzene	0.25	1.09	J	0.13	2.17	ug/m3
179601-23-1	m/p-Xylene	0.73	3.17	J	0.26	4.34	ug/m3
95-47-6	o-Xylene	0.29	1.26	J	0.17	2.17	ug/m3
100-42-5	Styrene	0.19	0.81	J	0.13	2.13	ug/m3
75-25-2	Bromoform	0.50	5.17	U	0.41	5.17	ug/m3
79-34-5	1,1,2,2-Tetrachloroethane	0.030	0.21	U	0.14	0.21	ug/m3
95-49-8	2-Chlorotoluene	0.50	2.59	U	0.16	2.59	ug/m3
108-67-8	1,3,5-Trimethylbenzene	0.11	0.54	J	0.10	2.46	ug/m3
95-63-6	1,2,4-Trimethylbenzene	0.27	1.33	J	0.15	2.46	ug/m3
541-73-1	1,3-Dichlorobenzene	0.50	3.01	U	0.30	3.01	ug/m3
106-46-7	1,4-Dichlorobenzene	0.50	3.01	U	0.18	3.01	ug/m3
95-50-1	1,2-Dichlorobenzene	0.50	3.01	U	0.18	3.01	ug/m3
120-82-1	1,2,4-Trichlorobenzene	0.50	3.71	U	0.30	3.71	ug/m3
87-68-3	Hexachloro-1,3-Butadiene	0.50	5.33	U	0.53	5.33	ug/m3
106-99-0	1,3-Butadiene	0.50	1.11	U	0.11	1.11	ug/m3
91-20-3	Naphthalene	0.50	2.62	U	0.26	2.62	ug/m3
622-96-8	4-Ethyltoluene	0.12	0.59	J	0.15	2.46	ug/m3
110-54-3	Hexane	8.60	30.3		0.11	1.76	ug/m3
107-05-1	Allyl Chloride	0.50	1.57	U	0.16	1.57	ug/m3
123-91-1	1,4-Dioxane	0.50	1.80	U	0.86	1.80	ug/m3
80-62-6	Methyl Methacrylate	0.50	2.05	U	0.12	2.05	ug/m3
SURROGATES							
460-00-4	1-Bromo-4-Fluorobenzene	9.70			65 - 135	97%	SPK: 10
INTERNAL STANDARDS							
74-97-5	Bromochloromethane	900000		5.66			
540-36-3	1,4-Difluorobenzene	2910000		7.17			
3114-55-4	Chlorobenzene-d5	2590000		12.08			

U = Not Detected
RL = Reporting Limit
MDL = Method Detection Limit

E = Value Exceeds Calibration Range

D = Dilution

J = Estimated Value
B = Analyte Found in Associated Method Blank
N = Presumptive Evidence of a Compound

* = Values outside of QC limits

Q = indicates LCS control criteria did not meet requirements

Report of Analysis

Client:	EA Engineering Science & Technology	Date Collected:	07/21/21
Project:	NYSDEC - National Heatset TO-15	Date Received:	07/22/21
Client Sample ID:	DDC-2-INFLUENT-1DL	SDG No.:	M3157
Lab Sample ID:	M3157-01DL	Matrix:	Air
Analytical Method:	TO-15	Test:	TO-15
Sample Wt/Vol:	400 Units: mL		

File ID/Qc Batch:	Dilution:	Prep Date	Date Analyzed	Prep Batch ID
VL037386.D	10		08/11/21 11:37	VL081121

CAS Number	Parameter	Conc. ppbv	Conc. ug/M3	Qualifier	MDL	LOQ / CRQL	Units
TARGETS							
75-71-8	Dichlorodifluoromethane	5.00	24.7	UD	3.31	24.7	ug/m3
74-87-3	Chloromethane	5.00	10.3	UD	0.81	10.3	ug/m3
75-01-4	Vinyl Chloride	0.30	0.77	UD	0.66	0.77	ug/m3
74-83-9	Bromomethane	5.00	19.4	UD	1.67	19.4	ug/m3
75-00-3	Chloroethane	5.00	13.2	UD	1.08	13.2	ug/m3
109-99-9	Tetrahydrofuran	5.00	14.8	UD	1.12	14.8	ug/m3
75-69-4	Trichlorofluoromethane	5.00	28.1	UD	2.30	28.1	ug/m3
76-13-1	1,1,2-Trichlorotrifluoroethane	5.00	38.3	UD	3.30	38.3	ug/m3
76-14-2	Dichlorotetrafluoroethane	5.00	35.0	UD	3.15	35.0	ug/m3
75-65-0	tert-Butyl alcohol	5.00	15.2	UD	1.18	15.2	ug/m3
142-82-5	Heptane	5.00	20.5	UD	1.15	20.5	ug/m3
75-35-4	1,1-Dichloroethene	5.00	19.8	UD	1.98	19.8	ug/m3
67-64-1	Acetone	9.80	23.3	D	9.03	11.9	ug/m3
75-15-0	Carbon Disulfide	5.00	15.6	UD	1.34	15.6	ug/m3
1634-04-4	Methyl tert-Butyl Ether	5.00	18.0	UD	1.19	18.0	ug/m3
75-09-2	Methylene Chloride	30.3	105	D	14.6	17.4	ug/m3
156-60-5	trans-1,2-Dichloroethene	5.00	19.8	UD	2.30	19.8	ug/m3
75-34-3	1,1-Dichloroethane	5.00	20.2	UD	1.54	20.2	ug/m3
110-82-7	Cyclohexane	5.00	17.2	UD	2.24	17.2	ug/m3
78-93-3	2-Butanone	5.00	14.8	UD	0.94	14.8	ug/m3
56-23-5	Carbon Tetrachloride	1.30	8.18	D	1.13	1.89	ug/m3
156-59-2	cis-1,2-Dichloroethene	3.20	12.7	JD	1.39	19.8	ug/m3
67-66-3	Chloroform	3.20	15.6	JD	1.76	24.4	ug/m3
71-55-6	1,1,1-Trichloroethane	0.30	1.64	UD	1.09	1.64	ug/m3
540-84-1	2,2,4-Trimethylpentane	5.00	23.4	UD	1.35	23.4	ug/m3
71-43-2	Benzene	5.00	16.0	UD	1.02	16.0	ug/m3
107-06-2	1,2-Dichloroethane	5.00	20.2	UD	1.54	20.2	ug/m3
79-01-6	Trichloroethene	0.87	4.68	D	0.91	1.61	ug/m3
78-87-5	1,2-Dichloropropane	5.00	23.1	UD	1.94	23.1	ug/m3
75-27-4	Bromodichloromethane	5.00	33.5	UD	2.14	33.5	ug/m3
108-10-1	4-Methyl-2-Pentanone	5.00	20.5	UD	1.11	20.5	ug/m3
108-88-3	Toluene	1.70	6.41	JD	0.98	18.8	ug/m3
10061-02-6	t-1,3-Dichloropropene	5.00	22.7	UD	1.36	22.7	ug/m3
10061-01-5	cis-1,3-Dichloropropene	5.00	22.7	UD	0.77	22.7	ug/m3
79-00-5	1,1,2-Trichloroethane	5.00	27.3	UD	1.91	27.3	ug/m3
124-48-1	Dibromochloromethane	5.00	42.6	UD	2.22	42.6	ug/m3
106-93-4	1,2-Dibromoethane	5.00	38.4	UD	2.31	38.4	ug/m3
127-18-4	Tetrachloroethene	22.8	155	D	1.29	2.03	ug/m3

Report of Analysis

Client:	EA Engineering Science & Technology	Date Collected:	07/21/21
Project:	NYSDEC - National Heatset TO-15	Date Received:	07/22/21
Client Sample ID:	DDC-2-INFLUENT-1DL	SDG No.:	M3157
Lab Sample ID:	M3157-01DL	Matrix:	Air
Analytical Method:	TO-15	Test:	TO-15
Sample Wt/Vol:	400 Units: mL		

File ID/Qc Batch:	Dilution:	Prep Date	Date Analyzed	Prep Batch ID
VL037386.D	10		08/11/21 11:37	VL081121

CAS Number	Parameter	Conc. ppbv	Conc. ug/M3	Qualifier	MDL	LOQ / CRQL	Units
108-90-7	Chlorobenzene	5.00	23.0	UD	1.29	23.0	ug/m3
100-41-4	Ethyl Benzene	5.00	21.7	UD	1.39	21.7	ug/m3
179601-23-1	m/p-Xylene	10.0	43.4	UD	2.74	43.4	ug/m3
95-47-6	o-Xylene	5.00	21.7	UD	1.56	21.7	ug/m3
100-42-5	Styrene	5.00	21.3	UD	1.11	21.3	ug/m3
75-25-2	Bromoform	5.00	51.7	UD	3.83	51.7	ug/m3
79-34-5	1,1,2,2-Tetrachloroethane	0.30	2.06	UD	1.44	2.06	ug/m3
95-49-8	2-Chlorotoluene	5.00	25.9	UD	1.66	25.9	ug/m3
108-67-8	1,3,5-Trimethylbenzene	5.00	24.6	UD	1.18	24.6	ug/m3
95-63-6	1,2,4-Trimethylbenzene	5.00	24.6	UD	1.28	24.6	ug/m3
541-73-1	1,3-Dichlorobenzene	5.00	30.1	UD	3.01	30.1	ug/m3
106-46-7	1,4-Dichlorobenzene	5.00	30.1	UD	1.86	30.1	ug/m3
95-50-1	1,2-Dichlorobenzene	5.00	30.1	UD	2.04	30.1	ug/m3
120-82-1	1,2,4-Trichlorobenzene	5.00	37.1	UD	3.27	37.1	ug/m3
87-68-3	Hexachloro-1,3-Butadiene	5.00	53.3	UD	5.44	53.3	ug/m3
106-99-0	1,3-Butadiene	5.00	11.1	UD	1.02	11.1	ug/m3
91-20-3	Naphthalene	5.00	26.2	UD	2.83	26.2	ug/m3
622-96-8	4-Ethyltoluene	5.00	24.6	UD	1.52	24.6	ug/m3
110-54-3	Hexane	17.5	61.7	D	0.99	17.6	ug/m3
107-05-1	Allyl Chloride	5.00	15.7	UD	1.41	15.7	ug/m3
123-91-1	1,4-Dioxane	5.00	18.0	UD	8.65	18.0	ug/m3
80-62-6	Methyl Methacrylate	5.00	20.5	UD	1.31	20.5	ug/m3
SURROGATES							
460-00-4	1-Bromo-4-Fluorobenzene	9.60			65 - 135	96%	SPK: 10
INTERNAL STANDARDS							
74-97-5	Bromochloromethane	1250000		5.66			
540-36-3	1,4-Difluorobenzene	3980000		7.17			
3114-55-4	Chlorobenzene-d5	3360000		12.08			

U = Not Detected
RL = Reporting Limit
MDL = Method Detection Limit

E = Value Exceeds Calibration Range

D = Dilution

J = Estimated Value
B = Analyte Found in Associated Method Blank
N = Presumptive Evidence of a Compound

* = Values outside of QC limits

Q = indicates LCS control criteria did not meet requirements

Report of Analysis

Client:	EA Engineering Science & Technology	Date Collected:	07/21/21
Project:	NYSDEC - National Heatset TO-15	Date Received:	07/22/21
Client Sample ID:	DDC-2-INFLUENT-2	SDG No.:	M3157
Lab Sample ID:	M3157-02	Matrix:	Air
Analytical Method:	TO-15	Test:	TO-15
Sample Wt/Vol:	400 Units: mL		

File ID/Qc Batch:	Dilution:	Prep Date	Date Analyzed	Prep Batch ID
VL037387.D	1		08/11/21 12:18	VL081121

CAS Number	Parameter	Conc. ppbv	Conc. ug/M3	Qualifier	MDL	LOQ / CRQL	Units
TARGETS							
75-71-8	Dichlorodifluoromethane	0.30	1.48	J	0.35	2.47	ug/m3
74-87-3	Chloromethane	0.40	0.83	J	0.080	1.03	ug/m3
75-01-4	Vinyl Chloride	0.16	0.41		0.080	0.080	ug/m3
74-83-9	Bromomethane	0.50	1.94	U	0.16	1.94	ug/m3
75-00-3	Chloroethane	0.50	1.32	U	0.11	1.32	ug/m3
109-99-9	Tetrahydrofuran	0.50	1.47		0.12	1.47	ug/m3
75-69-4	Trichlorofluoromethane	0.20	1.12	J	0.22	2.81	ug/m3
76-13-1	1,1,2-Trichlorotrifluoroethane	0.10	0.77	J	0.31	3.83	ug/m3
76-14-2	Dichlorotetrafluoroethane	0.50	3.49	U	0.35	3.49	ug/m3
75-65-0	tert-Butyl alcohol	0.26	0.79	J	0.12	1.52	ug/m3
142-82-5	Heptane	0.50	2.05	U	0.12	2.05	ug/m3
75-35-4	1,1-Dichloroethene	0.11	0.44	J	0.20	1.98	ug/m3
67-64-1	Acetone	7.50	17.8		0.90	1.19	ug/m3
75-15-0	Carbon Disulfide	0.50	1.56	U	0.12	1.56	ug/m3
1634-04-4	Methyl tert-Butyl Ether	0.50	1.80	U	0.11	1.80	ug/m3
75-09-2	Methylene Chloride	38.6	134	E	1.46	1.74	ug/m3
156-60-5	trans-1,2-Dichloroethene	0.50	1.98	U	0.24	1.98	ug/m3
75-34-3	1,1-Dichloroethane	0.50	2.02	U	0.16	2.02	ug/m3
110-82-7	Cyclohexane	0.58	2.00		0.24	1.72	ug/m3
78-93-3	2-Butanone	0.68	2.01		0.090	1.47	ug/m3
56-23-5	Carbon Tetrachloride	1.30	8.18		0.13	0.19	ug/m3
156-59-2	cis-1,2-Dichloroethene	2.60	10.3		0.16	1.98	ug/m3
67-66-3	Chloroform	2.60	12.7		0.20	2.44	ug/m3
71-55-6	1,1,1-Trichloroethane	0.25	1.36		0.11	0.16	ug/m3
540-84-1	2,2,4-Trimethylpentane	0.17	0.79	J	0.14	2.34	ug/m3
71-43-2	Benzene	0.58	1.85		0.10	1.60	ug/m3
107-06-2	1,2-Dichloroethane	0.50	2.02	U	0.16	2.02	ug/m3
79-01-6	Trichloroethene	0.62	3.33		0.11	0.16	ug/m3
78-87-5	1,2-Dichloropropane	0.50	2.31	U	0.18	2.31	ug/m3
75-27-4	Bromodichloromethane	0.50	3.35	U	0.20	3.35	ug/m3
108-10-1	4-Methyl-2-Pentanone	0.50	2.05	U	0.12	2.05	ug/m3
108-88-3	Toluene	1.50	5.65		0.11	1.88	ug/m3
10061-02-6	t-1,3-Dichloropropene	0.50	2.27	U	0.14	2.27	ug/m3
10061-01-5	cis-1,3-Dichloropropene	0.50	2.27	U	0.090	2.27	ug/m3
79-00-5	1,1,2-Trichloroethane	0.50	2.73	U	0.22	2.73	ug/m3
124-48-1	Dibromochloromethane	0.50	4.26	U	0.26	4.26	ug/m3
106-93-4	1,2-Dibromoethane	0.50	3.84	U	0.23	3.84	ug/m3
127-18-4	Tetrachloroethene	13.6	92.2		0.14	0.20	ug/m3

Report of Analysis

Client:	EA Engineering Science & Technology	Date Collected:	07/21/21
Project:	NYSDEC - National Heatset TO-15	Date Received:	07/22/21
Client Sample ID:	DDC-2-INFLUENT-2	SDG No.:	M3157
Lab Sample ID:	M3157-02	Matrix:	Air
Analytical Method:	TO-15	Test:	TO-15
Sample Wt/Vol:	400 Units: mL		

File ID/Qc Batch:	Dilution:	Prep Date	Date Analyzed	Prep Batch ID
VL037387.D	1		08/11/21 12:18	VL081121

CAS Number	Parameter	Conc. ppbv	Conc. ug/M3	Qualifier	MDL	LOQ / CRQL	Units
108-90-7	Chlorobenzene	0.50	2.30	U	0.14	2.30	ug/m3
100-41-4	Ethyl Benzene	0.10	0.43	J	0.13	2.17	ug/m3
179601-23-1	m/p-Xylene	0.28	1.22	J	0.26	4.34	ug/m3
95-47-6	o-Xylene	0.14	0.61	J	0.17	2.17	ug/m3
100-42-5	Styrene	0.50	2.13	U	0.13	2.13	ug/m3
75-25-2	Bromoform	0.50	5.17	U	0.41	5.17	ug/m3
79-34-5	1,1,2,2-Tetrachloroethane	0.030	0.21	U	0.14	0.21	ug/m3
95-49-8	2-Chlorotoluene	0.50	2.59	U	0.16	2.59	ug/m3
108-67-8	1,3,5-Trimethylbenzene	0.13	0.64	J	0.10	2.46	ug/m3
95-63-6	1,2,4-Trimethylbenzene	0.32	1.57	J	0.15	2.46	ug/m3
541-73-1	1,3-Dichlorobenzene	0.50	3.01	U	0.30	3.01	ug/m3
106-46-7	1,4-Dichlorobenzene	0.50	3.01	U	0.18	3.01	ug/m3
95-50-1	1,2-Dichlorobenzene	0.50	3.01	U	0.18	3.01	ug/m3
120-82-1	1,2,4-Trichlorobenzene	0.50	3.71	U	0.30	3.71	ug/m3
87-68-3	Hexachloro-1,3-Butadiene	0.50	5.33	U	0.53	5.33	ug/m3
106-99-0	1,3-Butadiene	0.50	1.11	U	0.11	1.11	ug/m3
91-20-3	Naphthalene	0.50	2.62	U	0.26	2.62	ug/m3
622-96-8	4-Ethyltoluene	0.50	2.46	U	0.15	2.46	ug/m3
110-54-3	Hexane	14.8	52.2		0.11	1.76	ug/m3
107-05-1	Allyl Chloride	0.50	1.57	U	0.16	1.57	ug/m3
123-91-1	1,4-Dioxane	0.50	1.80	U	0.86	1.80	ug/m3
80-62-6	Methyl Methacrylate	0.50	2.05	U	0.12	2.05	ug/m3
SURROGATES							
460-00-4	1-Bromo-4-Fluorobenzene	9.20			65 - 135	92%	SPK: 10
INTERNAL STANDARDS							
74-97-5	Bromochloromethane	1200000		5.66			
540-36-3	1,4-Difluorobenzene	3620000		7.17			
3114-55-4	Chlorobenzene-d5	3010000		12.08			

U = Not Detected
RL = Reporting Limit
MDL = Method Detection Limit

E = Value Exceeds Calibration Range

D = Dilution

J = Estimated Value
B = Analyte Found in Associated Method Blank
N = Presumptive Evidence of a Compound

* = Values outside of QC limits

Q = indicates LCS control criteria did not meet requirements

Report of Analysis

Client:	EA Engineering Science & Technology	Date Collected:	07/21/21
Project:	NYSDEC - National Heatset TO-15	Date Received:	07/22/21
Client Sample ID:	DDC-2-INFLUENT-2DL	SDG No.:	M3157
Lab Sample ID:	M3157-02DL	Matrix:	Air
Analytical Method:	TO-15	Test:	TO-15
Sample Wt/Vol:	400 Units: mL		

File ID/Qc Batch:	Dilution:	Prep Date	Date Analyzed	Prep Batch ID
VL037388.D	10		08/11/21 12:57	VL081121

CAS Number	Parameter	Conc. ppbv	Conc. ug/M3	Qualifier	MDL	LOQ / CRQL	Units
TARGETS							
75-71-8	Dichlorodifluoromethane	5.00	24.7	UD	3.31	24.7	ug/m3
74-87-3	Chloromethane	5.00	10.3	UD	0.81	10.3	ug/m3
75-01-4	Vinyl Chloride	0.30	0.77	UD	0.66	0.77	ug/m3
74-83-9	Bromomethane	5.00	19.4	UD	1.67	19.4	ug/m3
75-00-3	Chloroethane	5.00	13.2	UD	1.08	13.2	ug/m3
109-99-9	Tetrahydrofuran	5.00	14.8	UD	1.12	14.8	ug/m3
75-69-4	Trichlorofluoromethane	5.00	28.1	UD	2.30	28.1	ug/m3
76-13-1	1,1,2-Trichlorotrifluoroethane	5.00	38.3	UD	3.30	38.3	ug/m3
76-14-2	Dichlorotetrafluoroethane	5.00	35.0	UD	3.15	35.0	ug/m3
75-65-0	tert-Butyl alcohol	5.00	15.2	UD	1.18	15.2	ug/m3
142-82-5	Heptane	5.00	20.5	UD	1.15	20.5	ug/m3
75-35-4	1,1-Dichloroethene	5.00	19.8	UD	1.98	19.8	ug/m3
67-64-1	Acetone	16.4	39.0	D	9.03	11.9	ug/m3
75-15-0	Carbon Disulfide	5.00	15.6	UD	1.34	15.6	ug/m3
1634-04-4	Methyl tert-Butyl Ether	5.00	18.0	UD	1.19	18.0	ug/m3
75-09-2	Methylene Chloride	43.2	150	D	14.6	17.4	ug/m3
156-60-5	trans-1,2-Dichloroethene	5.00	19.8	UD	2.30	19.8	ug/m3
75-34-3	1,1-Dichloroethane	5.00	20.2	UD	1.54	20.2	ug/m3
110-82-7	Cyclohexane	5.00	17.2	UD	2.24	17.2	ug/m3
78-93-3	2-Butanone	5.00	14.8	UD	0.94	14.8	ug/m3
56-23-5	Carbon Tetrachloride	1.10	6.92	D	1.13	1.89	ug/m3
156-59-2	cis-1,2-Dichloroethene	1.90	7.53	JD	1.39	19.8	ug/m3
67-66-3	Chloroform	2.10	10.3	JD	1.76	24.4	ug/m3
71-55-6	1,1,1-Trichloroethane	0.30	1.64	UD	1.09	1.64	ug/m3
540-84-1	2,2,4-Trimethylpentane	5.00	23.4	UD	1.35	23.4	ug/m3
71-43-2	Benzene	5.00	16.0	UD	1.02	16.0	ug/m3
107-06-2	1,2-Dichloroethane	5.00	20.2	UD	1.54	20.2	ug/m3
79-01-6	Trichloroethene	0.53	2.85	D	0.91	1.61	ug/m3
78-87-5	1,2-Dichloropropane	5.00	23.1	UD	1.94	23.1	ug/m3
75-27-4	Bromodichloromethane	5.00	33.5	UD	2.14	33.5	ug/m3
108-10-1	4-Methyl-2-Pentanone	5.00	20.5	UD	1.11	20.5	ug/m3
108-88-3	Toluene	1.20	4.52	JD	0.98	18.8	ug/m3
10061-02-6	t-1,3-Dichloropropene	5.00	22.7	UD	1.36	22.7	ug/m3
10061-01-5	cis-1,3-Dichloropropene	5.00	22.7	UD	0.77	22.7	ug/m3
79-00-5	1,1,2-Trichloroethane	5.00	27.3	UD	1.91	27.3	ug/m3
124-48-1	Dibromochloromethane	5.00	42.6	UD	2.22	42.6	ug/m3
106-93-4	1,2-Dibromoethane	5.00	38.4	UD	2.31	38.4	ug/m3
127-18-4	Tetrachloroethene	12.1	82.0	D	1.29	2.03	ug/m3

Report of Analysis

Client:	EA Engineering Science & Technology	Date Collected:	07/21/21
Project:	NYSDEC - National Heatset TO-15	Date Received:	07/22/21
Client Sample ID:	DDC-2-INFLUENT-2DL	SDG No.:	M3157
Lab Sample ID:	M3157-02DL	Matrix:	Air
Analytical Method:	TO-15	Test:	TO-15
Sample Wt/Vol:	400 Units: mL		

File ID/Qc Batch:	Dilution:	Prep Date	Date Analyzed	Prep Batch ID
VL037388.D	10		08/11/21 12:57	VL081121

CAS Number	Parameter	Conc. ppbv	Conc. ug/M3	Qualifier	MDL	LOQ / CRQL	Units
108-90-7	Chlorobenzene	5.00	23.0	UD	1.29	23.0	ug/m3
100-41-4	Ethyl Benzene	5.00	21.7	UD	1.39	21.7	ug/m3
179601-23-1	m/p-Xylene	10.0	43.4	UD	2.74	43.4	ug/m3
95-47-6	o-Xylene	5.00	21.7	UD	1.56	21.7	ug/m3
100-42-5	Styrene	5.00	21.3	UD	1.11	21.3	ug/m3
75-25-2	Bromoform	5.00	51.7	UD	3.83	51.7	ug/m3
79-34-5	1,1,2,2-Tetrachloroethane	0.30	2.06	UD	1.44	2.06	ug/m3
95-49-8	2-Chlorotoluene	5.00	25.9	UD	1.66	25.9	ug/m3
108-67-8	1,3,5-Trimethylbenzene	5.00	24.6	UD	1.18	24.6	ug/m3
95-63-6	1,2,4-Trimethylbenzene	5.00	24.6	UD	1.28	24.6	ug/m3
541-73-1	1,3-Dichlorobenzene	5.00	30.1	UD	3.01	30.1	ug/m3
106-46-7	1,4-Dichlorobenzene	5.00	30.1	UD	1.86	30.1	ug/m3
95-50-1	1,2-Dichlorobenzene	5.00	30.1	UD	2.04	30.1	ug/m3
120-82-1	1,2,4-Trichlorobenzene	5.00	37.1	UD	3.27	37.1	ug/m3
87-68-3	Hexachloro-1,3-Butadiene	5.00	53.3	UD	5.44	53.3	ug/m3
106-99-0	1,3-Butadiene	5.00	11.1	UD	1.02	11.1	ug/m3
91-20-3	Naphthalene	5.00	26.2	UD	2.83	26.2	ug/m3
622-96-8	4-Ethyltoluene	5.00	24.6	UD	1.52	24.6	ug/m3
110-54-3	Hexane	14.8	52.2	D	0.99	17.6	ug/m3
107-05-1	Allyl Chloride	5.00	15.7	UD	1.41	15.7	ug/m3
123-91-1	1,4-Dioxane	5.00	18.0	UD	8.65	18.0	ug/m3
80-62-6	Methyl Methacrylate	5.00	20.5	UD	1.31	20.5	ug/m3
SURROGATES							
460-00-4	1-Bromo-4-Fluorobenzene	9.80			65 - 135	98%	SPK: 10
INTERNAL STANDARDS							
74-97-5	Bromochloromethane	1290000		5.67			
540-36-3	1,4-Difluorobenzene	3930000		7.17			
3114-55-4	Chlorobenzene-d5	3370000		12.08			

U = Not Detected
RL = Reporting Limit
MDL = Method Detection Limit

E = Value Exceeds Calibration Range

D = Dilution

J = Estimated Value
B = Analyte Found in Associated Method Blank
N = Presumptive Evidence of a Compound

* = Values outside of QC limits

Q = indicates LCS control criteria did not meet requirements

Report of Analysis

Client:	EA Engineering Science & Technology	Date Collected:	07/21/21
Project:	NYSDEC - National Heatset TO-15	Date Received:	07/22/21
Client Sample ID:	OFFSITE-DDC-EFFLUENT	SDG No.:	M3157
Lab Sample ID:	M3157-03	Matrix:	Air
Analytical Method:	TO-15	Test:	TO-15
Sample Wt/Vol:	400 Units: mL		

File ID/Qc Batch:	Dilution:	Prep Date	Date Analyzed	Prep Batch ID
VL037389.D	1		08/11/21 13:37	VL081121

CAS Number	Parameter	Conc. ppbv	Conc. ug/M3	Qualifier	MDL	LOQ / CRQL	Units
TARGETS							
75-71-8	Dichlorodifluoromethane	0.15	0.74	J	0.35	2.47	ug/m3
74-87-3	Chloromethane	0.49	1.01	J	0.080	1.03	ug/m3
75-01-4	Vinyl Chloride	0.18	0.46		0.080	0.080	ug/m3
74-83-9	Bromomethane	0.50	1.94	U	0.16	1.94	ug/m3
75-00-3	Chloroethane	0.50	1.32	U	0.11	1.32	ug/m3
109-99-9	Tetrahydrofuran	0.54	1.59		0.12	1.47	ug/m3
75-69-4	Trichlorofluoromethane	0.19	1.07	J	0.22	2.81	ug/m3
76-13-1	1,1,2-Trichlorotrifluoroethane	0.50	3.83	U	0.31	3.83	ug/m3
76-14-2	Dichlorotetrafluoroethane	0.50	3.49	U	0.35	3.49	ug/m3
75-65-0	tert-Butyl alcohol	0.50	1.52	U	0.12	1.52	ug/m3
142-82-5	Heptane	0.50	2.05	U	0.12	2.05	ug/m3
75-35-4	1,1-Dichloroethene	0.50	1.98	U	0.20	1.98	ug/m3
67-64-1	Acetone	6.80	16.1		0.90	1.19	ug/m3
75-15-0	Carbon Disulfide	0.50	1.56	U	0.12	1.56	ug/m3
1634-04-4	Methyl tert-Butyl Ether	0.50	1.80	U	0.11	1.80	ug/m3
75-09-2	Methylene Chloride	6.10	21.2		1.46	1.74	ug/m3
156-60-5	trans-1,2-Dichloroethene	0.46	1.82	J	0.24	1.98	ug/m3
75-34-3	1,1-Dichloroethane	0.26	1.05	J	0.16	2.02	ug/m3
110-82-7	Cyclohexane	0.50	1.72	U	0.24	1.72	ug/m3
78-93-3	2-Butanone	0.77	2.27		0.090	1.47	ug/m3
56-23-5	Carbon Tetrachloride	0.050	0.31		0.13	0.19	ug/m3
156-59-2	cis-1,2-Dichloroethene	22.4	88.8	E	0.16	1.98	ug/m3
67-66-3	Chloroform	0.94	4.59		0.20	2.44	ug/m3
71-55-6	1,1,1-Trichloroethane	0.030	0.16	U	0.11	0.16	ug/m3
540-84-1	2,2,4-Trimethylpentane	0.20	0.93	J	0.14	2.34	ug/m3
71-43-2	Benzene	0.37	1.18	J	0.10	1.60	ug/m3
107-06-2	1,2-Dichloroethane	0.50	2.02	U	0.16	2.02	ug/m3
79-01-6	Trichloroethene	0.030	0.16	U	0.11	0.16	ug/m3
78-87-5	1,2-Dichloropropane	0.50	2.31	U	0.18	2.31	ug/m3
75-27-4	Bromodichloromethane	0.50	3.35	U	0.20	3.35	ug/m3
108-10-1	4-Methyl-2-Pentanone	0.50	2.05	U	0.12	2.05	ug/m3
108-88-3	Toluene	1.50	5.65		0.11	1.88	ug/m3
10061-02-6	t-1,3-Dichloropropene	0.50	2.27	U	0.14	2.27	ug/m3
10061-01-5	cis-1,3-Dichloropropene	0.50	2.27	U	0.090	2.27	ug/m3
79-00-5	1,1,2-Trichloroethane	0.50	2.73	U	0.22	2.73	ug/m3
124-48-1	Dibromochloromethane	0.50	4.26	U	0.26	4.26	ug/m3
106-93-4	1,2-Dibromoethane	0.50	3.84	U	0.23	3.84	ug/m3
127-18-4	Tetrachloroethene	0.040	0.27		0.14	0.20	ug/m3

Report of Analysis

Client:	EA Engineering Science & Technology	Date Collected:	07/21/21
Project:	NYSDEC - National Heatset TO-15	Date Received:	07/22/21
Client Sample ID:	OFFSITE-DDC-EFFLUENT	SDG No.:	M3157
Lab Sample ID:	M3157-03	Matrix:	Air
Analytical Method:	TO-15	Test:	TO-15
Sample Wt/Vol:	400 Units: mL		

File ID/Qc Batch:	Dilution:	Prep Date	Date Analyzed	Prep Batch ID
VL037389.D	1		08/11/21 13:37	VL081121

CAS Number	Parameter	Conc. ppbv	Conc. ug/M3	Qualifier	MDL	LOQ / CRQL	Units
108-90-7	Chlorobenzene	0.50	2.30	U	0.14	2.30	ug/m3
100-41-4	Ethyl Benzene	0.12	0.52	J	0.13	2.17	ug/m3
179601-23-1	m/p-Xylene	0.35	1.52	J	0.26	4.34	ug/m3
95-47-6	o-Xylene	0.14	0.61	J	0.17	2.17	ug/m3
100-42-5	Styrene	0.50	2.13	U	0.13	2.13	ug/m3
75-25-2	Bromoform	0.50	5.17	U	0.41	5.17	ug/m3
79-34-5	1,1,2,2-Tetrachloroethane	0.030	0.21	U	0.14	0.21	ug/m3
95-49-8	2-Chlorotoluene	0.50	2.59	U	0.16	2.59	ug/m3
108-67-8	1,3,5-Trimethylbenzene	0.50	2.46	U	0.10	2.46	ug/m3
95-63-6	1,2,4-Trimethylbenzene	0.12	0.59	J	0.15	2.46	ug/m3
541-73-1	1,3-Dichlorobenzene	0.50	3.01	U	0.30	3.01	ug/m3
106-46-7	1,4-Dichlorobenzene	0.50	3.01	U	0.18	3.01	ug/m3
95-50-1	1,2-Dichlorobenzene	0.50	3.01	U	0.18	3.01	ug/m3
120-82-1	1,2,4-Trichlorobenzene	0.50	3.71	U	0.30	3.71	ug/m3
87-68-3	Hexachloro-1,3-Butadiene	0.50	5.33	U	0.53	5.33	ug/m3
106-99-0	1,3-Butadiene	0.50	1.11	U	0.11	1.11	ug/m3
91-20-3	Naphthalene	0.50	2.62	U	0.26	2.62	ug/m3
622-96-8	4-Ethyltoluene	0.50	2.46	U	0.15	2.46	ug/m3
110-54-3	Hexane	2.10	7.40		0.11	1.76	ug/m3
107-05-1	Allyl Chloride	0.50	1.57	U	0.16	1.57	ug/m3
123-91-1	1,4-Dioxane	0.50	1.80	U	0.86	1.80	ug/m3
80-62-6	Methyl Methacrylate	0.50	2.05	U	0.12	2.05	ug/m3
SURROGATES							
460-00-4	1-Bromo-4-Fluorobenzene	9.80			65 - 135	98%	SPK: 10
INTERNAL STANDARDS							
74-97-5	Bromochloromethane	1050000		5.66			
540-36-3	1,4-Difluorobenzene	3370000		7.18			
3114-55-4	Chlorobenzene-d5	2850000		12.08			

U = Not Detected
RL = Reporting Limit
MDL = Method Detection Limit

E = Value Exceeds Calibration Range

D = Dilution

J = Estimated Value
B = Analyte Found in Associated Method Blank
N = Presumptive Evidence of a Compound

* = Values outside of QC limits

Q = indicates LCS control criteria did not meet requirements

Report of Analysis

Client:	EA Engineering Science & Technology	Date Collected:	07/21/21
Project:	NYSDEC - National Heatset TO-15	Date Received:	07/22/21
Client Sample ID:	OFFSITE-DDC-EFFLUENTDL	SDG No.:	M3157
Lab Sample ID:	M3157-03DL	Matrix:	Air
Analytical Method:	TO-15	Test:	TO-15
Sample Wt/Vol:	400 Units: mL		

File ID/Qc Batch:	Dilution:	Prep Date	Date Analyzed	Prep Batch ID
VL037390.D	10		08/11/21 14:16	VL081121

CAS Number	Parameter	Conc. ppbv	Conc. ug/M3	Qualifier	MDL	LOQ / CRQL	Units
TARGETS							
75-71-8	Dichlorodifluoromethane	5.00	24.7	UD	3.31	24.7	ug/m3
74-87-3	Chloromethane	5.00	10.3	UD	0.81	10.3	ug/m3
75-01-4	Vinyl Chloride	0.30	0.77	UD	0.66	0.77	ug/m3
74-83-9	Bromomethane	5.00	19.4	UD	1.67	19.4	ug/m3
75-00-3	Chloroethane	5.00	13.2	UD	1.08	13.2	ug/m3
109-99-9	Tetrahydrofuran	5.00	14.8	UD	1.12	14.8	ug/m3
75-69-4	Trichlorofluoromethane	5.00	28.1	UD	2.30	28.1	ug/m3
76-13-1	1,1,2-Trichlorotrifluoroethane	5.00	38.3	UD	3.30	38.3	ug/m3
76-14-2	Dichlorotetrafluoroethane	5.00	35.0	UD	3.15	35.0	ug/m3
75-65-0	tert-Butyl alcohol	5.00	15.2	UD	1.18	15.2	ug/m3
142-82-5	Heptane	5.00	20.5	UD	1.15	20.5	ug/m3
75-35-4	1,1-Dichloroethene	5.00	19.8	UD	1.98	19.8	ug/m3
67-64-1	Acetone	9.70	23.0	D	9.03	11.9	ug/m3
75-15-0	Carbon Disulfide	5.00	15.6	UD	1.34	15.6	ug/m3
1634-04-4	Methyl tert-Butyl Ether	5.00	18.0	UD	1.19	18.0	ug/m3
75-09-2	Methylene Chloride	12.1	42.0	D	14.6	17.4	ug/m3
156-60-5	trans-1,2-Dichloroethene	5.00	19.8	UD	2.30	19.8	ug/m3
75-34-3	1,1-Dichloroethane	5.00	20.2	UD	1.54	20.2	ug/m3
110-82-7	Cyclohexane	5.00	17.2	UD	2.24	17.2	ug/m3
78-93-3	2-Butanone	5.00	14.8	UD	0.94	14.8	ug/m3
56-23-5	Carbon Tetrachloride	0.30	1.89	UD	1.13	1.89	ug/m3
156-59-2	cis-1,2-Dichloroethene	16.0	63.4	D	1.39	19.8	ug/m3
67-66-3	Chloroform	5.00	24.4	UD	1.76	24.4	ug/m3
71-55-6	1,1,1-Trichloroethane	0.30	1.64	UD	1.09	1.64	ug/m3
540-84-1	2,2,4-Trimethylpentane	5.00	23.4	UD	1.35	23.4	ug/m3
71-43-2	Benzene	5.00	16.0	UD	1.02	16.0	ug/m3
107-06-2	1,2-Dichloroethane	5.00	20.2	UD	1.54	20.2	ug/m3
79-01-6	Trichloroethene	0.30	1.61	UD	0.91	1.61	ug/m3
78-87-5	1,2-Dichloropropane	5.00	23.1	UD	1.94	23.1	ug/m3
75-27-4	Bromodichloromethane	5.00	33.5	UD	2.14	33.5	ug/m3
108-10-1	4-Methyl-2-Pentanone	5.00	20.5	UD	1.11	20.5	ug/m3
108-88-3	Toluene	1.00	3.77	JD	0.98	18.8	ug/m3
10061-02-6	t-1,3-Dichloropropene	5.00	22.7	UD	1.36	22.7	ug/m3
10061-01-5	cis-1,3-Dichloropropene	5.00	22.7	UD	0.77	22.7	ug/m3
79-00-5	1,1,2-Trichloroethane	5.00	27.3	UD	1.91	27.3	ug/m3
124-48-1	Dibromochloromethane	5.00	42.6	UD	2.22	42.6	ug/m3
106-93-4	1,2-Dibromoethane	5.00	38.4	UD	2.31	38.4	ug/m3
127-18-4	Tetrachloroethene	0.30	2.03	UD	1.29	2.03	ug/m3

Report of Analysis

Client:	EA Engineering Science & Technology	Date Collected:	07/21/21
Project:	NYSDEC - National Heatset TO-15	Date Received:	07/22/21
Client Sample ID:	OFFSITE-DDC-EFFLUENTDL	SDG No.:	M3157
Lab Sample ID:	M3157-03DL	Matrix:	Air
Analytical Method:	TO-15	Test:	TO-15
Sample Wt/Vol:	400 Units: mL		

File ID/Qc Batch:	Dilution:	Prep Date	Date Analyzed	Prep Batch ID
VL037390.D	10		08/11/21 14:16	VL081121

CAS Number	Parameter	Conc. ppbv	Conc. ug/M3	Qualifier	MDL	LOQ / CRQL	Units
108-90-7	Chlorobenzene	5.00	23.0	UD	1.29	23.0	ug/m3
100-41-4	Ethyl Benzene	5.00	21.7	UD	1.39	21.7	ug/m3
179601-23-1	m/p-Xylene	10.0	43.4	UD	2.74	43.4	ug/m3
95-47-6	o-Xylene	5.00	21.7	UD	1.56	21.7	ug/m3
100-42-5	Styrene	5.00	21.3	UD	1.11	21.3	ug/m3
75-25-2	Bromoform	5.00	51.7	UD	3.83	51.7	ug/m3
79-34-5	1,1,2,2-Tetrachloroethane	0.30	2.06	UD	1.44	2.06	ug/m3
95-49-8	2-Chlorotoluene	5.00	25.9	UD	1.66	25.9	ug/m3
108-67-8	1,3,5-Trimethylbenzene	5.00	24.6	UD	1.18	24.6	ug/m3
95-63-6	1,2,4-Trimethylbenzene	5.00	24.6	UD	1.28	24.6	ug/m3
541-73-1	1,3-Dichlorobenzene	5.00	30.1	UD	3.01	30.1	ug/m3
106-46-7	1,4-Dichlorobenzene	5.00	30.1	UD	1.86	30.1	ug/m3
95-50-1	1,2-Dichlorobenzene	5.00	30.1	UD	2.04	30.1	ug/m3
120-82-1	1,2,4-Trichlorobenzene	5.00	37.1	UD	3.27	37.1	ug/m3
87-68-3	Hexachloro-1,3-Butadiene	5.00	53.3	UD	5.44	53.3	ug/m3
106-99-0	1,3-Butadiene	5.00	11.1	UD	1.02	11.1	ug/m3
91-20-3	Naphthalene	5.00	26.2	UD	2.83	26.2	ug/m3
622-96-8	4-Ethyltoluene	5.00	24.6	UD	1.52	24.6	ug/m3
110-54-3	Hexane	5.90	20.8	D	0.99	17.6	ug/m3
107-05-1	Allyl Chloride	5.00	15.7	UD	1.41	15.7	ug/m3
123-91-1	1,4-Dioxane	5.00	18.0	UD	8.65	18.0	ug/m3
80-62-6	Methyl Methacrylate	5.00	20.5	UD	1.31	20.5	ug/m3
SURROGATES							
460-00-4	1-Bromo-4-Fluorobenzene	9.30			65 - 135	93%	SPK: 10
INTERNAL STANDARDS							
74-97-5	Bromochloromethane	1200000		5.66			
540-36-3	1,4-Difluorobenzene	3810000		7.18			
3114-55-4	Chlorobenzene-d5	3210000		12.08			

U = Not Detected
RL = Reporting Limit
MDL = Method Detection Limit

E = Value Exceeds Calibration Range

D = Dilution

J = Estimated Value
B = Analyte Found in Associated Method Blank
N = Presumptive Evidence of a Compound

* = Values outside of QC limits

Q = indicates LCS control criteria did not meet requirements

Report of Analysis

Client:	EA Engineering Science & Technology	Date Collected:	07/21/21
Project:	NYSDEC - National Heatset TO-15	Date Received:	07/22/21
Client Sample ID:	SVE-INFLUENT	SDG No.:	M3157
Lab Sample ID:	M3157-04	Matrix:	Air
Analytical Method:	TO-15	Test:	TO-15
Sample Wt/Vol:	400 Units: mL		

File ID/Qc Batch:	Dilution:	Prep Date	Date Analyzed	Prep Batch ID
VL037391.D	1		08/11/21 14:57	VL081121

CAS Number	Parameter	Conc. ppbv	Conc. ug/M3	Qualifier	MDL	LOQ / CRQL	Units
TARGETS							
75-71-8	Dichlorodifluoromethane	0.25	1.24	J	0.35	2.47	ug/m3
74-87-3	Chloromethane	0.42	0.87	J	0.080	1.03	ug/m3
75-01-4	Vinyl Chloride	0.030	0.080	U	0.080	0.080	ug/m3
74-83-9	Bromomethane	0.50	1.94	U	0.16	1.94	ug/m3
75-00-3	Chloroethane	0.50	1.32	U	0.11	1.32	ug/m3
109-99-9	Tetrahydrofuran	0.50	1.47	U	0.12	1.47	ug/m3
75-69-4	Trichlorofluoromethane	0.39	2.19	J	0.22	2.81	ug/m3
76-13-1	1,1,2-Trichlorotrifluoroethane	0.50	3.83	U	0.31	3.83	ug/m3
76-14-2	Dichlorotetrafluoroethane	0.50	3.49	U	0.35	3.49	ug/m3
75-65-0	tert-Butyl alcohol	0.50	1.52	U	0.12	1.52	ug/m3
142-82-5	Heptane	0.11	0.45	J	0.12	2.05	ug/m3
75-35-4	1,1-Dichloroethene	0.50	1.98	U	0.20	1.98	ug/m3
67-64-1	Acetone	9.60	22.8		0.90	1.19	ug/m3
75-15-0	Carbon Disulfide	0.50	1.56	U	0.12	1.56	ug/m3
1634-04-4	Methyl tert-Butyl Ether	0.50	1.80	U	0.11	1.80	ug/m3
75-09-2	Methylene Chloride	17.7	61.5	E	1.46	1.74	ug/m3
156-60-5	trans-1,2-Dichloroethene	0.50	1.98	U	0.24	1.98	ug/m3
75-34-3	1,1-Dichloroethane	0.50	2.02	U	0.16	2.02	ug/m3
110-82-7	Cyclohexane	0.17	0.59	J	0.24	1.72	ug/m3
78-93-3	2-Butanone	0.89	2.62		0.090	1.47	ug/m3
56-23-5	Carbon Tetrachloride	0.060	0.38		0.13	0.19	ug/m3
156-59-2	cis-1,2-Dichloroethene	1.20	4.76		0.16	1.98	ug/m3
67-66-3	Chloroform	0.17	0.83	J	0.20	2.44	ug/m3
71-55-6	1,1,1-Trichloroethane	0.23	1.25		0.11	0.16	ug/m3
540-84-1	2,2,4-Trimethylpentane	0.37	1.73	J	0.14	2.34	ug/m3
71-43-2	Benzene	0.34	1.09	J	0.10	1.60	ug/m3
107-06-2	1,2-Dichloroethane	0.50	2.02	U	0.16	2.02	ug/m3
79-01-6	Trichloroethene	0.29	1.56		0.11	0.16	ug/m3
78-87-5	1,2-Dichloropropane	0.50	2.31	U	0.18	2.31	ug/m3
75-27-4	Bromodichloromethane	0.50	3.35	U	0.20	3.35	ug/m3
108-10-1	4-Methyl-2-Pentanone	0.50	2.05	U	0.12	2.05	ug/m3
108-88-3	Toluene	1.70	6.41		0.11	1.88	ug/m3
10061-02-6	t-1,3-Dichloropropene	0.50	2.27	U	0.14	2.27	ug/m3
10061-01-5	cis-1,3-Dichloropropene	0.50	2.27	U	0.090	2.27	ug/m3
79-00-5	1,1,2-Trichloroethane	0.50	2.73	U	0.22	2.73	ug/m3
124-48-1	Dibromochloromethane	0.50	4.26	U	0.26	4.26	ug/m3
106-93-4	1,2-Dibromoethane	0.50	3.84	U	0.23	3.84	ug/m3
127-18-4	Tetrachloroethene	0.36	2.44		0.14	0.20	ug/m3

Report of Analysis

Client:	EA Engineering Science & Technology	Date Collected:	07/21/21
Project:	NYSDEC - National Heatset TO-15	Date Received:	07/22/21
Client Sample ID:	SVE-INFLUENT	SDG No.:	M3157
Lab Sample ID:	M3157-04	Matrix:	Air
Analytical Method:	TO-15	Test:	TO-15
Sample Wt/Vol:	400 Units: mL		

File ID/Qc Batch:	Dilution:	Prep Date	Date Analyzed	Prep Batch ID
VL037391.D	1		08/11/21 14:57	VL081121

CAS Number	Parameter	Conc. ppbv	Conc. ug/M3	Qualifier	MDL	LOQ / CRQL	Units
108-90-7	Chlorobenzene	0.50	2.30	U	0.14	2.30	ug/m3
100-41-4	Ethyl Benzene	0.13	0.56	J	0.13	2.17	ug/m3
179601-23-1	m/p-Xylene	0.44	1.91	J	0.26	4.34	ug/m3
95-47-6	o-Xylene	0.18	0.78	J	0.17	2.17	ug/m3
100-42-5	Styrene	0.50	2.13	U	0.13	2.13	ug/m3
75-25-2	Bromoform	0.50	5.17	U	0.41	5.17	ug/m3
79-34-5	1,1,2,2-Tetrachloroethane	0.030	0.21	U	0.14	0.21	ug/m3
95-49-8	2-Chlorotoluene	0.50	2.59	U	0.16	2.59	ug/m3
108-67-8	1,3,5-Trimethylbenzene	0.50	2.46	U	0.10	2.46	ug/m3
95-63-6	1,2,4-Trimethylbenzene	0.17	0.84	J	0.15	2.46	ug/m3
541-73-1	1,3-Dichlorobenzene	0.50	3.01	U	0.30	3.01	ug/m3
106-46-7	1,4-Dichlorobenzene	0.50	3.01	U	0.18	3.01	ug/m3
95-50-1	1,2-Dichlorobenzene	0.50	3.01	U	0.18	3.01	ug/m3
120-82-1	1,2,4-Trichlorobenzene	0.50	3.71	U	0.30	3.71	ug/m3
87-68-3	Hexachloro-1,3-Butadiene	0.50	5.33	U	0.53	5.33	ug/m3
106-99-0	1,3-Butadiene	0.50	1.11	U	0.11	1.11	ug/m3
91-20-3	Naphthalene	0.50	2.62	U	0.26	2.62	ug/m3
622-96-8	4-Ethyltoluene	0.50	2.46	U	0.15	2.46	ug/m3
110-54-3	Hexane	6.40	22.6		0.11	1.76	ug/m3
107-05-1	Allyl Chloride	0.50	1.57	U	0.16	1.57	ug/m3
123-91-1	1,4-Dioxane	0.50	1.80	U	0.86	1.80	ug/m3
80-62-6	Methyl Methacrylate	0.50	2.05	U	0.12	2.05	ug/m3
SURROGATES							
460-00-4	1-Bromo-4-Fluorobenzene	9.50			65 - 135	95%	SPK: 10
INTERNAL STANDARDS							
74-97-5	Bromochloromethane	1180000		5.67			
540-36-3	1,4-Difluorobenzene	3610000		7.18			
3114-55-4	Chlorobenzene-d5	2920000		12.08			

U = Not Detected
RL = Reporting Limit
MDL = Method Detection Limit

E = Value Exceeds Calibration Range

D = Dilution

J = Estimated Value
B = Analyte Found in Associated Method Blank
N = Presumptive Evidence of a Compound

* = Values outside of QC limits

Q = indicates LCS control criteria did not meet requirements

Report of Analysis

Client:	EA Engineering Science & Technology	Date Collected:	07/21/21
Project:	NYSDEC - National Heatset TO-15	Date Received:	07/22/21
Client Sample ID:	SVE-INFLUENTDL	SDG No.:	M3157
Lab Sample ID:	M3157-04DL	Matrix:	Air
Analytical Method:	TO-15	Test:	TO-15
Sample Wt/Vol:	400 Units: mL		

File ID/Qc Batch:	Dilution:	Prep Date	Date Analyzed	Prep Batch ID
VL037395.D	10		08/11/21 18:33	VL081121

CAS Number	Parameter	Conc. ppbv	Conc. ug/M3	Qualifier	MDL	LOQ / CRQL	Units
TARGETS							
75-71-8	Dichlorodifluoromethane	5.00	24.7	UD	3.31	24.7	ug/m3
74-87-3	Chloromethane	5.00	10.3	UD	0.81	10.3	ug/m3
75-01-4	Vinyl Chloride	0.30	0.77	UD	0.66	0.77	ug/m3
74-83-9	Bromomethane	5.00	19.4	UD	1.67	19.4	ug/m3
75-00-3	Chloroethane	5.00	13.2	UD	1.08	13.2	ug/m3
109-99-9	Tetrahydrofuran	5.00	14.8	UD	1.12	14.8	ug/m3
75-69-4	Trichlorofluoromethane	5.00	28.1	UD	2.30	28.1	ug/m3
76-13-1	1,1,2-Trichlorotrifluoroethane	5.00	38.3	UD	3.30	38.3	ug/m3
76-14-2	Dichlorotetrafluoroethane	5.00	35.0	UD	3.15	35.0	ug/m3
75-65-0	tert-Butyl alcohol	5.00	15.2	UD	1.18	15.2	ug/m3
142-82-5	Heptane	5.00	20.5	UD	1.15	20.5	ug/m3
75-35-4	1,1-Dichloroethene	5.00	19.8	UD	1.98	19.8	ug/m3
67-64-1	Acetone	12.5	29.7	D	9.03	11.9	ug/m3
75-15-0	Carbon Disulfide	5.00	15.6	UD	1.34	15.6	ug/m3
1634-04-4	Methyl tert-Butyl Ether	5.00	18.0	UD	1.19	18.0	ug/m3
75-09-2	Methylene Chloride	29.9	104	D	14.6	17.4	ug/m3
156-60-5	trans-1,2-Dichloroethene	5.00	19.8	UD	2.30	19.8	ug/m3
75-34-3	1,1-Dichloroethane	5.00	20.2	UD	1.54	20.2	ug/m3
110-82-7	Cyclohexane	5.00	17.2	UD	2.24	17.2	ug/m3
78-93-3	2-Butanone	2.40	7.08	JD	0.94	14.8	ug/m3
56-23-5	Carbon Tetrachloride	0.41	2.58	D	1.13	1.89	ug/m3
156-59-2	cis-1,2-Dichloroethene	1.60	6.34	JD	1.39	19.8	ug/m3
67-66-3	Chloroform	5.00	24.4	UD	1.76	24.4	ug/m3
71-55-6	1,1,1-Trichloroethane	0.30	1.64	UD	1.09	1.64	ug/m3
540-84-1	2,2,4-Trimethylpentane	5.00	23.4	UD	1.35	23.4	ug/m3
71-43-2	Benzene	5.00	16.0	UD	1.02	16.0	ug/m3
107-06-2	1,2-Dichloroethane	5.00	20.2	UD	1.54	20.2	ug/m3
79-01-6	Trichloroethene	0.53	2.85	D	0.91	1.61	ug/m3
78-87-5	1,2-Dichloropropane	5.00	23.1	UD	1.94	23.1	ug/m3
75-27-4	Bromodichloromethane	5.00	33.5	UD	2.14	33.5	ug/m3
108-10-1	4-Methyl-2-Pentanone	5.00	20.5	UD	1.11	20.5	ug/m3
108-88-3	Toluene	1.60	6.03	JD	0.98	18.8	ug/m3
10061-02-6	t-1,3-Dichloropropene	5.00	22.7	UD	1.36	22.7	ug/m3
10061-01-5	cis-1,3-Dichloropropene	5.00	22.7	UD	0.77	22.7	ug/m3
79-00-5	1,1,2-Trichloroethane	5.00	27.3	UD	1.91	27.3	ug/m3
124-48-1	Dibromochloromethane	5.00	42.6	UD	2.22	42.6	ug/m3
106-93-4	1,2-Dibromoethane	5.00	38.4	UD	2.31	38.4	ug/m3
127-18-4	Tetrachloroethene	0.81	5.49	D	1.29	2.03	ug/m3

Report of Analysis

Client:	EA Engineering Science & Technology	Date Collected:	07/21/21
Project:	NYSDEC - National Heatset TO-15	Date Received:	07/22/21
Client Sample ID:	SVE-INFLUENTDL	SDG No.:	M3157
Lab Sample ID:	M3157-04DL	Matrix:	Air
Analytical Method:	TO-15	Test:	TO-15
Sample Wt/Vol:	400 Units: mL		

File ID/Qc Batch:	Dilution:	Prep Date	Date Analyzed	Prep Batch ID
VL037395.D	10		08/11/21 18:33	VL081121

CAS Number	Parameter	Conc. ppbv	Conc. ug/M3	Qualifier	MDL	LOQ / CRQL	Units
108-90-7	Chlorobenzene	5.00	23.0	UD	1.29	23.0	ug/m3
100-41-4	Ethyl Benzene	5.00	21.7	UD	1.39	21.7	ug/m3
179601-23-1	m/p-Xylene	0.98	4.26	JD	2.74	43.4	ug/m3
95-47-6	o-Xylene	5.00	21.7	UD	1.56	21.7	ug/m3
100-42-5	Styrene	5.00	21.3	UD	1.11	21.3	ug/m3
75-25-2	Bromoform	5.00	51.7	UD	3.83	51.7	ug/m3
79-34-5	1,1,2,2-Tetrachloroethane	0.30	2.06	UD	1.44	2.06	ug/m3
95-49-8	2-Chlorotoluene	5.00	25.9	UD	1.66	25.9	ug/m3
108-67-8	1,3,5-Trimethylbenzene	5.00	24.6	UD	1.18	24.6	ug/m3
95-63-6	1,2,4-Trimethylbenzene	5.00	24.6	UD	1.28	24.6	ug/m3
541-73-1	1,3-Dichlorobenzene	5.00	30.1	UD	3.01	30.1	ug/m3
106-46-7	1,4-Dichlorobenzene	5.00	30.1	UD	1.86	30.1	ug/m3
95-50-1	1,2-Dichlorobenzene	5.00	30.1	UD	2.04	30.1	ug/m3
120-82-1	1,2,4-Trichlorobenzene	5.00	37.1	UD	3.27	37.1	ug/m3
87-68-3	Hexachloro-1,3-Butadiene	5.00	53.3	UD	5.44	53.3	ug/m3
106-99-0	1,3-Butadiene	5.00	11.1	UD	1.02	11.1	ug/m3
91-20-3	Naphthalene	5.00	26.2	UD	2.83	26.2	ug/m3
622-96-8	4-Ethyltoluene	5.00	24.6	UD	1.52	24.6	ug/m3
110-54-3	Hexane	8.90	31.4	D	0.99	17.6	ug/m3
107-05-1	Allyl Chloride	5.00	15.7	UD	1.41	15.7	ug/m3
123-91-1	1,4-Dioxane	5.00	18.0	UD	8.65	18.0	ug/m3
80-62-6	Methyl Methacrylate	5.00	20.5	UD	1.31	20.5	ug/m3
SURROGATES							
460-00-4	1-Bromo-4-Fluorobenzene	10.4			65 - 135	104%	SPK: 10
INTERNAL STANDARDS							
74-97-5	Bromochloromethane	1210000		5.67			
540-36-3	1,4-Difluorobenzene	3800000		7.18			
3114-55-4	Chlorobenzene-d5	3190000		12.09			

U = Not Detected
RL = Reporting Limit
MDL = Method Detection Limit

E = Value Exceeds Calibration Range

D = Dilution

J = Estimated Value
B = Analyte Found in Associated Method Blank
N = Presumptive Evidence of a Compound

* = Values outside of QC limits

Q = indicates LCS control criteria did not meet requirements

Report of Analysis

Client:	EA Engineering Science & Technology	Date Collected:	07/21/21
Project:	NYSDEC - National Heatset TO-15	Date Received:	07/22/21
Client Sample ID:	SVE-EFFLUENT	SDG No.:	M3157
Lab Sample ID:	M3157-05	Matrix:	Air
Analytical Method:	TO-15	Test:	TO-15
Sample Wt/Vol:	400 Units: mL		

File ID/Qc Batch:	Dilution:	Prep Date	Date Analyzed	Prep Batch ID
VL037392.D	1		08/11/21 15:33	VL081121

CAS Number	Parameter	Conc. ppbv	Conc. ug/M3	Qualifier	MDL	LOQ / CRQL	Units
TARGETS							
75-71-8	Dichlorodifluoromethane	0.23	1.14	J	0.35	2.47	ug/m3
74-87-3	Chloromethane	0.17	0.35	J	0.080	1.03	ug/m3
75-01-4	Vinyl Chloride	0.030	0.080	U	0.080	0.080	ug/m3
74-83-9	Bromomethane	0.50	1.94	U	0.16	1.94	ug/m3
75-00-3	Chloroethane	0.50	1.32	U	0.11	1.32	ug/m3
109-99-9	Tetrahydrofuran	0.50	1.47	U	0.12	1.47	ug/m3
75-69-4	Trichlorofluoromethane	0.30	1.69	J	0.22	2.81	ug/m3
76-13-1	1,1,2-Trichlorotrifluoroethane	0.10	0.77	J	0.31	3.83	ug/m3
76-14-2	Dichlorotetrafluoroethane	0.50	3.49	U	0.35	3.49	ug/m3
75-65-0	tert-Butyl alcohol	0.50	1.52	U	0.12	1.52	ug/m3
142-82-5	Heptane	0.50	2.05	U	0.12	2.05	ug/m3
75-35-4	1,1-Dichloroethene	0.50	1.98	U	0.20	1.98	ug/m3
67-64-1	Acetone	2.70	6.41		0.90	1.19	ug/m3
75-15-0	Carbon Disulfide	0.50	1.56	U	0.12	1.56	ug/m3
1634-04-4	Methyl tert-Butyl Ether	0.50	1.80	U	0.11	1.80	ug/m3
75-09-2	Methylene Chloride	10.7	37.2		1.46	1.74	ug/m3
156-60-5	trans-1,2-Dichloroethene	0.15	0.59	J	0.24	1.98	ug/m3
75-34-3	1,1-Dichloroethane	0.50	2.02	U	0.16	2.02	ug/m3
110-82-7	Cyclohexane	0.50	1.72	U	0.24	1.72	ug/m3
78-93-3	2-Butanone	0.34	1.00	J	0.090	1.47	ug/m3
56-23-5	Carbon Tetrachloride	0.040	0.25		0.13	0.19	ug/m3
156-59-2	cis-1,2-Dichloroethene	2.60	10.3		0.16	1.98	ug/m3
67-66-3	Chloroform	0.31	1.51	J	0.20	2.44	ug/m3
71-55-6	1,1,1-Trichloroethane	0.29	1.58		0.11	0.16	ug/m3
540-84-1	2,2,4-Trimethylpentane	0.14	0.65	J	0.14	2.34	ug/m3
71-43-2	Benzene	0.19	0.61	J	0.10	1.60	ug/m3
107-06-2	1,2-Dichloroethane	0.50	2.02	U	0.16	2.02	ug/m3
79-01-6	Trichloroethene	0.030	0.16	U	0.11	0.16	ug/m3
78-87-5	1,2-Dichloropropane	0.50	2.31	U	0.18	2.31	ug/m3
75-27-4	Bromodichloromethane	0.50	3.35	U	0.20	3.35	ug/m3
108-10-1	4-Methyl-2-Pentanone	0.50	2.05	U	0.12	2.05	ug/m3
108-88-3	Toluene	0.68	2.56		0.11	1.88	ug/m3
10061-02-6	t-1,3-Dichloropropene	0.50	2.27	U	0.14	2.27	ug/m3
10061-01-5	cis-1,3-Dichloropropene	0.50	2.27	U	0.090	2.27	ug/m3
79-00-5	1,1,2-Trichloroethane	0.50	2.73	U	0.22	2.73	ug/m3
124-48-1	Dibromochloromethane	0.50	4.26	U	0.26	4.26	ug/m3
106-93-4	1,2-Dibromoethane	0.50	3.84	U	0.23	3.84	ug/m3
127-18-4	Tetrachloroethene	0.16	1.08		0.14	0.20	ug/m3

Report of Analysis

Client:	EA Engineering Science & Technology	Date Collected:	07/21/21
Project:	NYSDEC - National Heatset TO-15	Date Received:	07/22/21
Client Sample ID:	SVE-EFFLUENT	SDG No.:	M3157
Lab Sample ID:	M3157-05	Matrix:	Air
Analytical Method:	TO-15	Test:	TO-15
Sample Wt/Vol:	400 Units: mL		

File ID/Qc Batch:	Dilution:	Prep Date	Date Analyzed	Prep Batch ID
VL037392.D	1		08/11/21 15:33	VL081121

CAS Number	Parameter	Conc. ppbv	Conc. ug/M3	Qualifier	MDL	LOQ / CRQL	Units
108-90-7	Chlorobenzene	0.50	2.30	U	0.14	2.30	ug/m3
100-41-4	Ethyl Benzene	0.50	2.17	U	0.13	2.17	ug/m3
179601-23-1	m/p-Xylene	0.19	0.83	J	0.26	4.34	ug/m3
95-47-6	o-Xylene	0.50	2.17	U	0.17	2.17	ug/m3
100-42-5	Styrene	0.50	2.13	U	0.13	2.13	ug/m3
75-25-2	Bromoform	0.50	5.17	U	0.41	5.17	ug/m3
79-34-5	1,1,2,2-Tetrachloroethane	0.030	0.21	U	0.14	0.21	ug/m3
95-49-8	2-Chlorotoluene	0.50	2.59	U	0.16	2.59	ug/m3
108-67-8	1,3,5-Trimethylbenzene	0.50	2.46	U	0.10	2.46	ug/m3
95-63-6	1,2,4-Trimethylbenzene	0.50	2.46	U	0.15	2.46	ug/m3
541-73-1	1,3-Dichlorobenzene	0.50	3.01	U	0.30	3.01	ug/m3
106-46-7	1,4-Dichlorobenzene	0.50	3.01	U	0.18	3.01	ug/m3
95-50-1	1,2-Dichlorobenzene	0.50	3.01	U	0.18	3.01	ug/m3
120-82-1	1,2,4-Trichlorobenzene	0.50	3.71	U	0.30	3.71	ug/m3
87-68-3	Hexachloro-1,3-Butadiene	0.50	5.33	U	0.53	5.33	ug/m3
106-99-0	1,3-Butadiene	0.50	1.11	U	0.11	1.11	ug/m3
91-20-3	Naphthalene	0.50	2.62	U	0.26	2.62	ug/m3
622-96-8	4-Ethyltoluene	0.50	2.46	U	0.15	2.46	ug/m3
110-54-3	Hexane	3.20	11.3		0.11	1.76	ug/m3
107-05-1	Allyl Chloride	0.50	1.57	U	0.16	1.57	ug/m3
123-91-1	1,4-Dioxane	0.50	1.80	U	0.86	1.80	ug/m3
80-62-6	Methyl Methacrylate	0.50	2.05	U	0.12	2.05	ug/m3
SURROGATES							
460-00-4	1-Bromo-4-Fluorobenzene	9.50			65 - 135	95%	SPK: 10
INTERNAL STANDARDS							
74-97-5	Bromochloromethane	1100000		5.67			
540-36-3	1,4-Difluorobenzene	3340000		7.18			
3114-55-4	Chlorobenzene-d5	2600000		12.09			

U = Not Detected
RL = Reporting Limit
MDL = Method Detection Limit

E = Value Exceeds Calibration Range

D = Dilution

J = Estimated Value
B = Analyte Found in Associated Method Blank
N = Presumptive Evidence of a Compound

* = Values outside of QC limits

Q = indicates LCS control criteria did not meet requirements

Report of Analysis

Client:	EA Engineering Science & Technology	Date Collected:	07/21/21
Project:	NYSDEC - National Heatset TO-15	Date Received:	07/22/21
Client Sample ID:	OFFSITE-DDC-INTERMEDIATE-2	SDG No.:	M3157
Lab Sample ID:	M3157-06	Matrix:	Air
Analytical Method:	TO-15	Test:	TO-15
Sample Wt/Vol:	400 Units: mL		

File ID/Qc Batch:	Dilution:	Prep Date	Date Analyzed	Prep Batch ID
VL037397.D	1		08/11/21 19:55	VL081121

CAS Number	Parameter	Conc. ppbv	Conc. ug/M3	Qualifier	MDL	LOQ / CRQL	Units
TARGETS							
75-71-8	Dichlorodifluoromethane	0.20	0.99	J	0.35	2.47	ug/m3
74-87-3	Chloromethane	0.54	1.12		0.080	1.03	ug/m3
75-01-4	Vinyl Chloride	0.030	0.080	U	0.080	0.080	ug/m3
74-83-9	Bromomethane	0.50	1.94	U	0.16	1.94	ug/m3
75-00-3	Chloroethane	0.50	1.32	U	0.11	1.32	ug/m3
109-99-9	Tetrahydrofuran	0.50	1.47	U	0.12	1.47	ug/m3
75-69-4	Trichlorofluoromethane	0.22	1.24	J	0.22	2.81	ug/m3
76-13-1	1,1,2-Trichlorotrifluoroethane	0.50	3.83	U	0.31	3.83	ug/m3
76-14-2	Dichlorotetrafluoroethane	0.50	3.49	U	0.35	3.49	ug/m3
75-65-0	tert-Butyl alcohol	0.13	0.39	J	0.12	1.52	ug/m3
142-82-5	Heptane	0.27	1.11	J	0.12	2.05	ug/m3
75-35-4	1,1-Dichloroethene	0.50	1.98	U	0.20	1.98	ug/m3
67-64-1	Acetone	11.7	27.8		0.90	1.19	ug/m3
75-15-0	Carbon Disulfide	0.50	1.56	U	0.12	1.56	ug/m3
1634-04-4	Methyl tert-Butyl Ether	0.50	1.80	U	0.11	1.80	ug/m3
75-09-2	Methylene Chloride	44.7	155	E	1.46	1.74	ug/m3
156-60-5	trans-1,2-Dichloroethene	0.50	1.98	U	0.24	1.98	ug/m3
75-34-3	1,1-Dichloroethane	0.50	2.02	U	0.16	2.02	ug/m3
110-82-7	Cyclohexane	0.27	0.93	J	0.24	1.72	ug/m3
78-93-3	2-Butanone	1.20	3.54		0.090	1.47	ug/m3
56-23-5	Carbon Tetrachloride	0.060	0.38		0.13	0.19	ug/m3
156-59-2	cis-1,2-Dichloroethene	0.50	1.98	U	0.16	1.98	ug/m3
67-66-3	Chloroform	0.50	2.44	U	0.20	2.44	ug/m3
71-55-6	1,1,1-Trichloroethane	0.030	0.16	U	0.11	0.16	ug/m3
540-84-1	2,2,4-Trimethylpentane	0.24	1.12	J	0.14	2.34	ug/m3
71-43-2	Benzene	0.43	1.37	J	0.10	1.60	ug/m3
107-06-2	1,2-Dichloroethane	0.50	2.02	U	0.16	2.02	ug/m3
79-01-6	Trichloroethene	0.030	0.16	U	0.11	0.16	ug/m3
78-87-5	1,2-Dichloropropane	0.50	2.31	U	0.18	2.31	ug/m3
75-27-4	Bromodichloromethane	0.50	3.35	U	0.20	3.35	ug/m3
108-10-1	4-Methyl-2-Pentanone	0.46	1.89	J	0.12	2.05	ug/m3
108-88-3	Toluene	1.10	4.15		0.11	1.88	ug/m3
10061-02-6	t-1,3-Dichloropropene	0.50	2.27	U	0.14	2.27	ug/m3
10061-01-5	cis-1,3-Dichloropropene	0.50	2.27	U	0.090	2.27	ug/m3
79-00-5	1,1,2-Trichloroethane	0.50	2.73	U	0.22	2.73	ug/m3
124-48-1	Dibromochloromethane	0.50	4.26	U	0.26	4.26	ug/m3
106-93-4	1,2-Dibromoethane	0.50	3.84	U	0.23	3.84	ug/m3
127-18-4	Tetrachloroethene	0.050	0.34		0.14	0.20	ug/m3

Report of Analysis

Client:	EA Engineering Science & Technology	Date Collected:	07/21/21
Project:	NYSDEC - National Heatset TO-15	Date Received:	07/22/21
Client Sample ID:	OFFSITE-DDC-INTERMEDIATE-2	SDG No.:	M3157
Lab Sample ID:	M3157-06	Matrix:	Air
Analytical Method:	TO-15	Test:	TO-15
Sample Wt/Vol:	400 Units: mL		

File ID/Qc Batch:	Dilution:	Prep Date	Date Analyzed	Prep Batch ID
VL037397.D	1		08/11/21 19:55	VL081121

CAS Number	Parameter	Conc. ppbv	Conc. ug/M3	Qualifier	MDL	LOQ / CRQL	Units
108-90-7	Chlorobenzene	0.50	2.30	U	0.14	2.30	ug/m3
100-41-4	Ethyl Benzene	0.12	0.52	J	0.13	2.17	ug/m3
179601-23-1	m/p-Xylene	0.38	1.65	J	0.26	4.34	ug/m3
95-47-6	o-Xylene	0.14	0.61	J	0.17	2.17	ug/m3
100-42-5	Styrene	0.11	0.47	J	0.13	2.13	ug/m3
75-25-2	Bromoform	0.50	5.17	U	0.41	5.17	ug/m3
79-34-5	1,1,2,2-Tetrachloroethane	0.030	0.21	U	0.14	0.21	ug/m3
95-49-8	2-Chlorotoluene	0.50	2.59	U	0.16	2.59	ug/m3
108-67-8	1,3,5-Trimethylbenzene	0.50	2.46	U	0.10	2.46	ug/m3
95-63-6	1,2,4-Trimethylbenzene	0.16	0.79	J	0.15	2.46	ug/m3
541-73-1	1,3-Dichlorobenzene	0.50	3.01	U	0.30	3.01	ug/m3
106-46-7	1,4-Dichlorobenzene	0.50	3.01	U	0.18	3.01	ug/m3
95-50-1	1,2-Dichlorobenzene	0.50	3.01	U	0.18	3.01	ug/m3
120-82-1	1,2,4-Trichlorobenzene	0.50	3.71	U	0.30	3.71	ug/m3
87-68-3	Hexachloro-1,3-Butadiene	0.50	5.33	U	0.53	5.33	ug/m3
106-99-0	1,3-Butadiene	0.50	1.11	U	0.11	1.11	ug/m3
91-20-3	Naphthalene	0.50	2.62	U	0.26	2.62	ug/m3
622-96-8	4-Ethyltoluene	0.50	2.46	U	0.15	2.46	ug/m3
110-54-3	Hexane	13.6	47.9		0.11	1.76	ug/m3
107-05-1	Allyl Chloride	0.50	1.57	U	0.16	1.57	ug/m3
123-91-1	1,4-Dioxane	0.50	1.80	U	0.86	1.80	ug/m3
80-62-6	Methyl Methacrylate	0.50	2.05	U	0.12	2.05	ug/m3
SURROGATES							
460-00-4	1-Bromo-4-Fluorobenzene	9.40			65 - 135	94%	SPK: 10
INTERNAL STANDARDS							
74-97-5	Bromochloromethane	1170000		5.66			
540-36-3	1,4-Difluorobenzene	3540000		7.17			
3114-55-4	Chlorobenzene-d5	3050000		12.08			

U = Not Detected
RL = Reporting Limit
MDL = Method Detection Limit

E = Value Exceeds Calibration Range

D = Dilution

J = Estimated Value
B = Analyte Found in Associated Method Blank
N = Presumptive Evidence of a Compound

* = Values outside of QC limits

Q = indicates LCS control criteria did not meet requirements

Report of Analysis

Client:	EA Engineering Science & Technology	Date Collected:	07/21/21
Project:	NYSDEC - National Heatset TO-15	Date Received:	07/22/21
Client Sample ID:	OFFSITE-DDC-INTERMEDIATE-2DL	SDG No.:	M3157
Lab Sample ID:	M3157-06DL	Matrix:	Air
Analytical Method:	TO-15	Test:	TO-15
Sample Wt/Vol:	400 Units: mL		

File ID/Qc Batch:	Dilution:	Prep Date	Date Analyzed	Prep Batch ID
VL037427.D	10		08/13/21 00:01	VL081221

CAS Number	Parameter	Conc. ppbv	Conc. ug/M3	Qualifier	MDL	LOQ / CRQL	Units
TARGETS							
75-71-8	Dichlorodifluoromethane	5.00	24.7	UD	3.31	24.7	ug/m3
74-87-3	Chloromethane	5.00	10.3	UD	0.81	10.3	ug/m3
75-01-4	Vinyl Chloride	0.30	0.77	UD	0.66	0.77	ug/m3
74-83-9	Bromomethane	5.00	19.4	UD	1.67	19.4	ug/m3
75-00-3	Chloroethane	5.00	13.2	UD	1.08	13.2	ug/m3
109-99-9	Tetrahydrofuran	5.00	14.8	UD	1.12	14.8	ug/m3
75-69-4	Trichlorofluoromethane	5.00	28.1	UD	2.30	28.1	ug/m3
76-13-1	1,1,2-Trichlorotrifluoroethane	5.00	38.3	UD	3.30	38.3	ug/m3
76-14-2	Dichlorotetrafluoroethane	5.00	35.0	UD	3.15	35.0	ug/m3
75-65-0	tert-Butyl alcohol	5.00	15.2	UD	1.18	15.2	ug/m3
142-82-5	Heptane	5.00	20.5	UD	1.15	20.5	ug/m3
75-35-4	1,1-Dichloroethene	5.00	19.8	UD	1.98	19.8	ug/m3
67-64-1	Acetone	12.1	28.7	D	9.03	11.9	ug/m3
75-15-0	Carbon Disulfide	5.00	15.6	UD	1.34	15.6	ug/m3
1634-04-4	Methyl tert-Butyl Ether	5.00	18.0	UD	1.19	18.0	ug/m3
75-09-2	Methylene Chloride	49.1	171	D	14.6	17.4	ug/m3
156-60-5	trans-1,2-Dichloroethene	5.00	19.8	UD	2.30	19.8	ug/m3
75-34-3	1,1-Dichloroethane	5.00	20.2	UD	1.54	20.2	ug/m3
110-82-7	Cyclohexane	5.00	17.2	UD	2.24	17.2	ug/m3
78-93-3	2-Butanone	5.00	14.8	UD	0.94	14.8	ug/m3
56-23-5	Carbon Tetrachloride	0.30	1.89	UD	1.13	1.89	ug/m3
156-59-2	cis-1,2-Dichloroethene	5.00	19.8	UD	1.39	19.8	ug/m3
67-66-3	Chloroform	5.00	24.4	UD	1.76	24.4	ug/m3
71-55-6	1,1,1-Trichloroethane	0.30	1.64	UD	1.09	1.64	ug/m3
540-84-1	2,2,4-Trimethylpentane	5.00	23.4	UD	1.35	23.4	ug/m3
71-43-2	Benzene	5.00	16.0	UD	1.02	16.0	ug/m3
107-06-2	1,2-Dichloroethane	5.00	20.2	UD	1.54	20.2	ug/m3
79-01-6	Trichloroethene	0.30	1.61	UD	0.91	1.61	ug/m3
78-87-5	1,2-Dichloropropane	5.00	23.1	UD	1.94	23.1	ug/m3
75-27-4	Bromodichloromethane	5.00	33.5	UD	2.14	33.5	ug/m3
108-10-1	4-Methyl-2-Pentanone	5.00	20.5	UD	1.11	20.5	ug/m3
108-88-3	Toluene	5.00	18.8	UD	0.98	18.8	ug/m3
10061-02-6	t-1,3-Dichloropropene	5.00	22.7	UD	1.36	22.7	ug/m3
10061-01-5	cis-1,3-Dichloropropene	5.00	22.7	UD	0.77	22.7	ug/m3
79-00-5	1,1,2-Trichloroethane	5.00	27.3	UD	1.91	27.3	ug/m3
124-48-1	Dibromochloromethane	5.00	42.6	UD	2.22	42.6	ug/m3
106-93-4	1,2-Dibromoethane	5.00	38.4	UD	2.31	38.4	ug/m3
127-18-4	Tetrachloroethene	0.30	2.03	UD	1.29	2.03	ug/m3

Report of Analysis

Client:	EA Engineering Science & Technology	Date Collected:	07/21/21
Project:	NYSDEC - National Heatset TO-15	Date Received:	07/22/21
Client Sample ID:	OFFSITE-DDC-INTERMEDIATE-2DL	SDG No.:	M3157
Lab Sample ID:	M3157-06DL	Matrix:	Air
Analytical Method:	TO-15	Test:	TO-15
Sample Wt/Vol:	400 Units: mL		

File ID/Qc Batch:	Dilution:	Prep Date	Date Analyzed	Prep Batch ID
VL037427.D	10		08/13/21 00:01	VL081221

CAS Number	Parameter	Conc. ppbv	Conc. ug/M3	Qualifier	MDL	LOQ / CRQL	Units
108-90-7	Chlorobenzene	5.00	23.0	UD	1.29	23.0	ug/m3
100-41-4	Ethyl Benzene	5.00	21.7	UD	1.39	21.7	ug/m3
179601-23-1	m/p-Xylene	10.0	43.4	UD	2.74	43.4	ug/m3
95-47-6	o-Xylene	5.00	21.7	UD	1.56	21.7	ug/m3
100-42-5	Styrene	5.00	21.3	UD	1.11	21.3	ug/m3
75-25-2	Bromoform	5.00	51.7	UD	3.83	51.7	ug/m3
79-34-5	1,1,2,2-Tetrachloroethane	0.30	2.06	UD	1.44	2.06	ug/m3
95-49-8	2-Chlorotoluene	5.00	25.9	UD	1.66	25.9	ug/m3
108-67-8	1,3,5-Trimethylbenzene	5.00	24.6	UD	1.18	24.6	ug/m3
95-63-6	1,2,4-Trimethylbenzene	5.00	24.6	UD	1.28	24.6	ug/m3
541-73-1	1,3-Dichlorobenzene	5.00	30.1	UD	3.01	30.1	ug/m3
106-46-7	1,4-Dichlorobenzene	5.00	30.1	UD	1.86	30.1	ug/m3
95-50-1	1,2-Dichlorobenzene	5.00	30.1	UD	2.04	30.1	ug/m3
120-82-1	1,2,4-Trichlorobenzene	5.00	37.1	UD	3.27	37.1	ug/m3
87-68-3	Hexachloro-1,3-Butadiene	5.00	53.3	UD	5.44	53.3	ug/m3
106-99-0	1,3-Butadiene	5.00	11.1	UD	1.02	11.1	ug/m3
91-20-3	Naphthalene	5.00	26.2	UD	2.83	26.2	ug/m3
622-96-8	4-Ethyltoluene	5.00	24.6	UD	1.52	24.6	ug/m3
110-54-3	Hexane	13.6	47.9	D	0.99	17.6	ug/m3
107-05-1	Allyl Chloride	5.00	15.7	UD	1.41	15.7	ug/m3
123-91-1	1,4-Dioxane	5.00	18.0	UD	8.65	18.0	ug/m3
80-62-6	Methyl Methacrylate	5.00	20.5	UD	1.31	20.5	ug/m3
SURROGATES							
460-00-4	1-Bromo-4-Fluorobenzene	9.50			65 - 135	95%	SPK: 10
INTERNAL STANDARDS							
74-97-5	Bromochloromethane	1280000		5.66			
540-36-3	1,4-Difluorobenzene	3750000		7.17			
3114-55-4	Chlorobenzene-d5	3220000		12.08			

U = Not Detected
RL = Reporting Limit
MDL = Method Detection Limit

E = Value Exceeds Calibration Range

D = Dilution

J = Estimated Value
B = Analyte Found in Associated Method Blank
N = Presumptive Evidence of a Compound

* = Values outside of QC limits

Q = indicates LCS control criteria did not meet requirements

Report of Analysis

Client:	EA Engineering Science & Technology	Date Collected:	07/21/21
Project:	NYSDEC - National Heatset TO-15	Date Received:	07/22/21
Client Sample ID:	DDC-2-EFFLUENT	SDG No.:	M3157
Lab Sample ID:	M3157-07	Matrix:	Air
Analytical Method:	TO-15	Test:	TO-15
Sample Wt/Vol:	400 Units: mL		

File ID/Qc Batch:	Dilution:	Prep Date	Date Analyzed	Prep Batch ID
VL037398.D	1		08/11/21 20:35	VL081121

CAS Number	Parameter	Conc. ppbv	Conc. ug/M3	Qualifier	MDL	LOQ / CRQL	Units
TARGETS							
75-71-8	Dichlorodifluoromethane	0.16	0.79	J	0.35	2.47	ug/m3
74-87-3	Chloromethane	0.49	1.01	J	0.080	1.03	ug/m3
75-01-4	Vinyl Chloride	0.030	0.080	U	0.080	0.080	ug/m3
74-83-9	Bromomethane	0.50	1.94	U	0.16	1.94	ug/m3
75-00-3	Chloroethane	0.50	1.32	U	0.11	1.32	ug/m3
109-99-9	Tetrahydrofuran	0.53	1.56		0.12	1.47	ug/m3
75-69-4	Trichlorofluoromethane	0.23	1.29	J	0.22	2.81	ug/m3
76-13-1	1,1,2-Trichlorotrifluoroethane	0.50	3.83	U	0.31	3.83	ug/m3
76-14-2	Dichlorotetrafluoroethane	0.50	3.49	U	0.35	3.49	ug/m3
75-65-0	tert-Butyl alcohol	0.50	1.52	U	0.12	1.52	ug/m3
142-82-5	Heptane	0.50	2.05	U	0.12	2.05	ug/m3
75-35-4	1,1-Dichloroethene	0.50	1.98	U	0.20	1.98	ug/m3
67-64-1	Acetone	10.5	24.9		0.90	1.19	ug/m3
75-15-0	Carbon Disulfide	0.50	1.56	U	0.12	1.56	ug/m3
1634-04-4	Methyl tert-Butyl Ether	0.50	1.80	U	0.11	1.80	ug/m3
75-09-2	Methylene Chloride	15.0	52.1		1.46	1.74	ug/m3
156-60-5	trans-1,2-Dichloroethene	0.50	1.98	U	0.24	1.98	ug/m3
75-34-3	1,1-Dichloroethane	0.50	2.02	U	0.16	2.02	ug/m3
110-82-7	Cyclohexane	0.50	1.72	U	0.24	1.72	ug/m3
78-93-3	2-Butanone	1.80	5.31		0.090	1.47	ug/m3
56-23-5	Carbon Tetrachloride	0.080	0.50		0.13	0.19	ug/m3
156-59-2	cis-1,2-Dichloroethene	0.50	1.98	U	0.16	1.98	ug/m3
67-66-3	Chloroform	0.14	0.68	J	0.20	2.44	ug/m3
71-55-6	1,1,1-Trichloroethane	0.030	0.16	U	0.11	0.16	ug/m3
540-84-1	2,2,4-Trimethylpentane	0.17	0.79	J	0.14	2.34	ug/m3
71-43-2	Benzene	0.36	1.15	J	0.10	1.60	ug/m3
107-06-2	1,2-Dichloroethane	0.50	2.02	U	0.16	2.02	ug/m3
79-01-6	Trichloroethene	0.030	0.16	U	0.11	0.16	ug/m3
78-87-5	1,2-Dichloropropane	0.50	2.31	U	0.18	2.31	ug/m3
75-27-4	Bromodichloromethane	0.50	3.35	U	0.20	3.35	ug/m3
108-10-1	4-Methyl-2-Pentanone	0.50	2.05	U	0.12	2.05	ug/m3
108-88-3	Toluene	0.84	3.17		0.11	1.88	ug/m3
10061-02-6	t-1,3-Dichloropropene	0.50	2.27	U	0.14	2.27	ug/m3
10061-01-5	cis-1,3-Dichloropropene	0.50	2.27	U	0.090	2.27	ug/m3
79-00-5	1,1,2-Trichloroethane	0.50	2.73	U	0.22	2.73	ug/m3
124-48-1	Dibromochloromethane	0.50	4.26	U	0.26	4.26	ug/m3
106-93-4	1,2-Dibromoethane	0.50	3.84	U	0.23	3.84	ug/m3
127-18-4	Tetrachloroethene	0.30	2.03		0.14	0.20	ug/m3

Report of Analysis

Client:	EA Engineering Science & Technology	Date Collected:	07/21/21
Project:	NYSDEC - National Heatset TO-15	Date Received:	07/22/21
Client Sample ID:	DDC-2-EFFLUENT	SDG No.:	M3157
Lab Sample ID:	M3157-07	Matrix:	Air
Analytical Method:	TO-15	Test:	TO-15
Sample Wt/Vol:	400 Units: mL		

File ID/Qc Batch:	Dilution:	Prep Date	Date Analyzed	Prep Batch ID
VL037398.D	1		08/11/21 20:35	VL081121

CAS Number	Parameter	Conc. ppbv	Conc. ug/M3	Qualifier	MDL	LOQ / CRQL	Units
108-90-7	Chlorobenzene	0.50	2.30	U	0.14	2.30	ug/m3
100-41-4	Ethyl Benzene	0.50	2.17	U	0.13	2.17	ug/m3
179601-23-1	m/p-Xylene	0.21	0.91	J	0.26	4.34	ug/m3
95-47-6	o-Xylene	0.50	2.17	U	0.17	2.17	ug/m3
100-42-5	Styrene	0.50	2.13	U	0.13	2.13	ug/m3
75-25-2	Bromoform	0.50	5.17	U	0.41	5.17	ug/m3
79-34-5	1,1,2,2-Tetrachloroethane	0.030	0.21	U	0.14	0.21	ug/m3
95-49-8	2-Chlorotoluene	0.50	2.59	U	0.16	2.59	ug/m3
108-67-8	1,3,5-Trimethylbenzene	0.50	2.46	U	0.10	2.46	ug/m3
95-63-6	1,2,4-Trimethylbenzene	0.12	0.59	J	0.15	2.46	ug/m3
541-73-1	1,3-Dichlorobenzene	0.50	3.01	U	0.30	3.01	ug/m3
106-46-7	1,4-Dichlorobenzene	0.50	3.01	U	0.18	3.01	ug/m3
95-50-1	1,2-Dichlorobenzene	0.50	3.01	U	0.18	3.01	ug/m3
120-82-1	1,2,4-Trichlorobenzene	0.50	3.71	U	0.30	3.71	ug/m3
87-68-3	Hexachloro-1,3-Butadiene	0.50	5.33	U	0.53	5.33	ug/m3
106-99-0	1,3-Butadiene	0.50	1.11	U	0.11	1.11	ug/m3
91-20-3	Naphthalene	0.50	2.62	U	0.26	2.62	ug/m3
622-96-8	4-Ethyltoluene	0.50	2.46	U	0.15	2.46	ug/m3
110-54-3	Hexane	10.3	36.3		0.11	1.76	ug/m3
107-05-1	Allyl Chloride	0.50	1.57	U	0.16	1.57	ug/m3
123-91-1	1,4-Dioxane	0.50	1.80	U	0.86	1.80	ug/m3
80-62-6	Methyl Methacrylate	0.50	2.05	U	0.12	2.05	ug/m3
SURROGATES							
460-00-4	1-Bromo-4-Fluorobenzene	10.1			65 - 135	101%	SPK: 10
INTERNAL STANDARDS							
74-97-5	Bromochloromethane	1120000		5.66			
540-36-3	1,4-Difluorobenzene	3430000		7.17			
3114-55-4	Chlorobenzene-d5	2880000		12.08			

U = Not Detected
RL = Reporting Limit
MDL = Method Detection Limit

E = Value Exceeds Calibration Range

D = Dilution

J = Estimated Value
B = Analyte Found in Associated Method Blank
N = Presumptive Evidence of a Compound

* = Values outside of QC limits

Q = indicates LCS control criteria did not meet requirements

Report of Analysis

Client:	EA Engineering Science & Technology	Date Collected:	07/21/21
Project:	NYSDEC - National Heatset TO-15	Date Received:	07/22/21
Client Sample ID:	OFFSITE-DDC-INFLUENT	SDG No.:	M3157
Lab Sample ID:	M3157-09	Matrix:	Air
Analytical Method:	TO-15	Test:	TO-15
Sample Wt/Vol:	400 Units: mL		

File ID/Qc Batch:	Dilution:	Prep Date	Date Analyzed	Prep Batch ID
VL037399.D	1		08/11/21 21:16	VL081121

CAS Number	Parameter	Conc. ppbv	Conc. ug/M3	Qualifier	MDL	LOQ / CRQL	Units
TARGETS							
75-71-8	Dichlorodifluoromethane	0.19	0.94	J	0.35	2.47	ug/m3
74-87-3	Chloromethane	0.91	1.88		0.080	1.03	ug/m3
75-01-4	Vinyl Chloride	0.030	0.080	U	0.080	0.080	ug/m3
74-83-9	Bromomethane	0.50	1.94	U	0.16	1.94	ug/m3
75-00-3	Chloroethane	0.50	1.32	U	0.11	1.32	ug/m3
109-99-9	Tetrahydrofuran	0.50	1.47	U	0.12	1.47	ug/m3
75-69-4	Trichlorofluoromethane	0.21	1.18	J	0.22	2.81	ug/m3
76-13-1	1,1,2-Trichlorotrifluoroethane	0.50	3.83	U	0.31	3.83	ug/m3
76-14-2	Dichlorotetrafluoroethane	0.50	3.49	U	0.35	3.49	ug/m3
75-65-0	tert-Butyl alcohol	0.23	0.70	J	0.12	1.52	ug/m3
142-82-5	Heptane	0.13	0.53	J	0.12	2.05	ug/m3
75-35-4	1,1-Dichloroethene	0.50	1.98	U	0.20	1.98	ug/m3
67-64-1	Acetone	26.0	61.8	E	0.90	1.19	ug/m3
75-15-0	Carbon Disulfide	0.50	1.56	U	0.12	1.56	ug/m3
1634-04-4	Methyl tert-Butyl Ether	0.50	1.80	U	0.11	1.80	ug/m3
75-09-2	Methylene Chloride	79.1	275	E	1.46	1.74	ug/m3
156-60-5	trans-1,2-Dichloroethene	0.50	1.98	U	0.24	1.98	ug/m3
75-34-3	1,1-Dichloroethane	0.50	2.02	U	0.16	2.02	ug/m3
110-82-7	Cyclohexane	0.41	1.41	J	0.24	1.72	ug/m3
78-93-3	2-Butanone	1.90	5.60		0.090	1.47	ug/m3
56-23-5	Carbon Tetrachloride	0.050	0.31		0.13	0.19	ug/m3
156-59-2	cis-1,2-Dichloroethene	0.50	1.98	U	0.16	1.98	ug/m3
67-66-3	Chloroform	0.50	2.44	U	0.20	2.44	ug/m3
71-55-6	1,1,1-Trichloroethane	0.030	0.16	U	0.11	0.16	ug/m3
540-84-1	2,2,4-Trimethylpentane	0.47	2.20	J	0.14	2.34	ug/m3
71-43-2	Benzene	0.30	0.96	J	0.10	1.60	ug/m3
107-06-2	1,2-Dichloroethane	0.50	2.02	U	0.16	2.02	ug/m3
79-01-6	Trichloroethene	0.070	0.38		0.11	0.16	ug/m3
78-87-5	1,2-Dichloropropane	0.50	2.31	U	0.18	2.31	ug/m3
75-27-4	Bromodichloromethane	0.50	3.35	U	0.20	3.35	ug/m3
108-10-1	4-Methyl-2-Pentanone	1.60	6.56		0.12	2.05	ug/m3
108-88-3	Toluene	5.80	21.9		0.11	1.88	ug/m3
10061-02-6	t-1,3-Dichloropropene	0.50	2.27	U	0.14	2.27	ug/m3
10061-01-5	cis-1,3-Dichloropropene	0.50	2.27	U	0.090	2.27	ug/m3
79-00-5	1,1,2-Trichloroethane	0.50	2.73	U	0.22	2.73	ug/m3
124-48-1	Dibromochloromethane	0.50	4.26	U	0.26	4.26	ug/m3
106-93-4	1,2-Dibromoethane	0.50	3.84	U	0.23	3.84	ug/m3
127-18-4	Tetrachloroethene	0.68	4.61		0.14	0.20	ug/m3

Report of Analysis

Client:	EA Engineering Science & Technology	Date Collected:	07/21/21
Project:	NYSDEC - National Heatset TO-15	Date Received:	07/22/21
Client Sample ID:	OFFSITE-DDC-INFLUENT	SDG No.:	M3157
Lab Sample ID:	M3157-09	Matrix:	Air
Analytical Method:	TO-15	Test:	TO-15
Sample Wt/Vol:	400 Units: mL		

File ID/Qc Batch:	Dilution:	Prep Date	Date Analyzed	Prep Batch ID
VL037399.D	1		08/11/21 21:16	VL081121

CAS Number	Parameter	Conc. ppbv	Conc. ug/M3	Qualifier	MDL	LOQ / CRQL	Units
108-90-7	Chlorobenzene	0.50	2.30	U	0.14	2.30	ug/m3
100-41-4	Ethyl Benzene	0.33	1.43	J	0.13	2.17	ug/m3
179601-23-1	m/p-Xylene	1.20	5.21		0.26	4.34	ug/m3
95-47-6	o-Xylene	0.49	2.13	J	0.17	2.17	ug/m3
100-42-5	Styrene	0.21	0.89	J	0.13	2.13	ug/m3
75-25-2	Bromoform	0.50	5.17	U	0.41	5.17	ug/m3
79-34-5	1,1,2,2-Tetrachloroethane	0.030	0.21	U	0.14	0.21	ug/m3
95-49-8	2-Chlorotoluene	0.50	2.59	U	0.16	2.59	ug/m3
108-67-8	1,3,5-Trimethylbenzene	0.13	0.64	J	0.10	2.46	ug/m3
95-63-6	1,2,4-Trimethylbenzene	0.40	1.97	J	0.15	2.46	ug/m3
541-73-1	1,3-Dichlorobenzene	0.50	3.01	U	0.30	3.01	ug/m3
106-46-7	1,4-Dichlorobenzene	0.50	3.01	U	0.18	3.01	ug/m3
95-50-1	1,2-Dichlorobenzene	0.50	3.01	U	0.18	3.01	ug/m3
120-82-1	1,2,4-Trichlorobenzene	0.50	3.71	U	0.30	3.71	ug/m3
87-68-3	Hexachloro-1,3-Butadiene	0.50	5.33	U	0.53	5.33	ug/m3
106-99-0	1,3-Butadiene	0.50	1.11	U	0.11	1.11	ug/m3
91-20-3	Naphthalene	0.50	2.62	U	0.26	2.62	ug/m3
622-96-8	4-Ethyltoluene	0.50	2.46	U	0.15	2.46	ug/m3
110-54-3	Hexane	24.8	87.4	E	0.11	1.76	ug/m3
107-05-1	Allyl Chloride	0.50	1.57	U	0.16	1.57	ug/m3
123-91-1	1,4-Dioxane	0.50	1.80	U	0.86	1.80	ug/m3
80-62-6	Methyl Methacrylate	0.50	2.05	U	0.12	2.05	ug/m3
SURROGATES							
460-00-4	1-Bromo-4-Fluorobenzene	10.1			65 - 135	101%	SPK: 10
INTERNAL STANDARDS							
74-97-5	Bromochloromethane	1150000		5.66			
540-36-3	1,4-Difluorobenzene	3630000		7.17			
3114-55-4	Chlorobenzene-d5	3120000		12.08			

U = Not Detected
RL = Reporting Limit
MDL = Method Detection Limit

E = Value Exceeds Calibration Range

D = Dilution

J = Estimated Value
B = Analyte Found in Associated Method Blank
N = Presumptive Evidence of a Compound

* = Values outside of QC limits

Q = indicates LCS control criteria did not meet requirements

Report of Analysis

Client:	EA Engineering Science & Technology	Date Collected:	07/21/21
Project:	NYSDEC - National Heatset TO-15	Date Received:	07/22/21
Client Sample ID:	OFFSITE-DDC-INFLUENTDL	SDG No.:	M3157
Lab Sample ID:	M3157-09DL	Matrix:	Air
Analytical Method:	TO-15	Test:	TO-15
Sample Wt/Vol:	400 Units: mL		

File ID/Qc Batch:	Dilution:	Prep Date	Date Analyzed	Prep Batch ID
VL037400.D	10		08/11/21 21:55	VL081121

CAS Number	Parameter	Conc. ppbv	Conc. ug/M3	Qualifier	MDL	LOQ / CRQL	Units
TARGETS							
75-71-8	Dichlorodifluoromethane	5.00	24.7	UD	3.31	24.7	ug/m3
74-87-3	Chloromethane	5.00	10.3	UD	0.81	10.3	ug/m3
75-01-4	Vinyl Chloride	0.30	0.77	UD	0.66	0.77	ug/m3
74-83-9	Bromomethane	5.00	19.4	UD	1.67	19.4	ug/m3
75-00-3	Chloroethane	5.00	13.2	UD	1.08	13.2	ug/m3
109-99-9	Tetrahydrofuran	5.00	14.8	UD	1.12	14.8	ug/m3
75-69-4	Trichlorofluoromethane	5.00	28.1	UD	2.30	28.1	ug/m3
76-13-1	1,1,2-Trichlorotrifluoroethane	5.00	38.3	UD	3.30	38.3	ug/m3
76-14-2	Dichlorotetrafluoroethane	5.00	35.0	UD	3.15	35.0	ug/m3
75-65-0	tert-Butyl alcohol	5.00	15.2	UD	1.18	15.2	ug/m3
142-82-5	Heptane	5.00	20.5	UD	1.15	20.5	ug/m3
75-35-4	1,1-Dichloroethene	5.00	19.8	UD	1.98	19.8	ug/m3
67-64-1	Acetone	22.6	53.7	D	9.03	11.9	ug/m3
75-15-0	Carbon Disulfide	5.00	15.6	UD	1.34	15.6	ug/m3
1634-04-4	Methyl tert-Butyl Ether	5.00	18.0	UD	1.19	18.0	ug/m3
75-09-2	Methylene Chloride	77.5	269	D	14.6	17.4	ug/m3
156-60-5	trans-1,2-Dichloroethene	5.00	19.8	UD	2.30	19.8	ug/m3
75-34-3	1,1-Dichloroethane	5.00	20.2	UD	1.54	20.2	ug/m3
110-82-7	Cyclohexane	5.00	17.2	UD	2.24	17.2	ug/m3
78-93-3	2-Butanone	2.40	7.08	JD	0.94	14.8	ug/m3
56-23-5	Carbon Tetrachloride	0.30	1.89	UD	1.13	1.89	ug/m3
156-59-2	cis-1,2-Dichloroethene	5.00	19.8	UD	1.39	19.8	ug/m3
67-66-3	Chloroform	5.00	24.4	UD	1.76	24.4	ug/m3
71-55-6	1,1,1-Trichloroethane	0.30	1.64	UD	1.09	1.64	ug/m3
540-84-1	2,2,4-Trimethylpentane	5.00	23.4	UD	1.35	23.4	ug/m3
71-43-2	Benzene	5.00	16.0	UD	1.02	16.0	ug/m3
107-06-2	1,2-Dichloroethane	5.00	20.2	UD	1.54	20.2	ug/m3
79-01-6	Trichloroethene	0.30	1.61	UD	0.91	1.61	ug/m3
78-87-5	1,2-Dichloropropane	5.00	23.1	UD	1.94	23.1	ug/m3
75-27-4	Bromodichloromethane	5.00	33.5	UD	2.14	33.5	ug/m3
108-10-1	4-Methyl-2-Pentanone	1.40	5.74	JD	1.11	20.5	ug/m3
108-88-3	Toluene	4.40	16.6	JD	0.98	18.8	ug/m3
10061-02-6	t-1,3-Dichloropropene	5.00	22.7	UD	1.36	22.7	ug/m3
10061-01-5	cis-1,3-Dichloropropene	5.00	22.7	UD	0.77	22.7	ug/m3
79-00-5	1,1,2-Trichloroethane	5.00	27.3	UD	1.91	27.3	ug/m3
124-48-1	Dibromochloromethane	5.00	42.6	UD	2.22	42.6	ug/m3
106-93-4	1,2-Dibromoethane	5.00	38.4	UD	2.31	38.4	ug/m3
127-18-4	Tetrachloroethene	0.76	5.15	D	1.29	2.03	ug/m3

Report of Analysis

Client:	EA Engineering Science & Technology	Date Collected:	07/21/21
Project:	NYSDEC - National Heatset TO-15	Date Received:	07/22/21
Client Sample ID:	OFFSITE-DDC-INFLUENTDL	SDG No.:	M3157
Lab Sample ID:	M3157-09DL	Matrix:	Air
Analytical Method:	TO-15	Test:	TO-15
Sample Wt/Vol:	400 Units: mL		

File ID/Qc Batch:	Dilution:	Prep Date	Date Analyzed	Prep Batch ID
VL037400.D	10		08/11/21 21:55	VL081121

CAS Number	Parameter	Conc. ppbv	Conc. ug/M3	Qualifier	MDL	LOQ / CRQL	Units
108-90-7	Chlorobenzene	5.00	23.0	UD	1.29	23.0	ug/m3
100-41-4	Ethyl Benzene	5.00	21.7	UD	1.39	21.7	ug/m3
179601-23-1	m/p-Xylene	10.0	43.4	UD	2.74	43.4	ug/m3
95-47-6	o-Xylene	5.00	21.7	UD	1.56	21.7	ug/m3
100-42-5	Styrene	5.00	21.3	UD	1.11	21.3	ug/m3
75-25-2	Bromoform	5.00	51.7	UD	3.83	51.7	ug/m3
79-34-5	1,1,2,2-Tetrachloroethane	0.30	2.06	UD	1.44	2.06	ug/m3
95-49-8	2-Chlorotoluene	5.00	25.9	UD	1.66	25.9	ug/m3
108-67-8	1,3,5-Trimethylbenzene	5.00	24.6	UD	1.18	24.6	ug/m3
95-63-6	1,2,4-Trimethylbenzene	5.00	24.6	UD	1.28	24.6	ug/m3
541-73-1	1,3-Dichlorobenzene	5.00	30.1	UD	3.01	30.1	ug/m3
106-46-7	1,4-Dichlorobenzene	5.00	30.1	UD	1.86	30.1	ug/m3
95-50-1	1,2-Dichlorobenzene	5.00	30.1	UD	2.04	30.1	ug/m3
120-82-1	1,2,4-Trichlorobenzene	5.00	37.1	UD	3.27	37.1	ug/m3
87-68-3	Hexachloro-1,3-Butadiene	5.00	53.3	UD	5.44	53.3	ug/m3
106-99-0	1,3-Butadiene	5.00	11.1	UD	1.02	11.1	ug/m3
91-20-3	Naphthalene	5.00	26.2	UD	2.83	26.2	ug/m3
622-96-8	4-Ethyltoluene	5.00	24.6	UD	1.52	24.6	ug/m3
110-54-3	Hexane	23.0	81.1	D	0.99	17.6	ug/m3
107-05-1	Allyl Chloride	5.00	15.7	UD	1.41	15.7	ug/m3
123-91-1	1,4-Dioxane	5.00	18.0	UD	8.65	18.0	ug/m3
80-62-6	Methyl Methacrylate	5.00	20.5	UD	1.31	20.5	ug/m3
SURROGATES							
460-00-4	1-Bromo-4-Fluorobenzene	9.90			65 - 135	99%	SPK: 10
INTERNAL STANDARDS							
74-97-5	Bromochloromethane	1280000		5.66			
540-36-3	1,4-Difluorobenzene	3830000		7.17			
3114-55-4	Chlorobenzene-d5	3320000		12.08			

U = Not Detected
RL = Reporting Limit
MDL = Method Detection Limit

E = Value Exceeds Calibration Range

D = Dilution

J = Estimated Value
B = Analyte Found in Associated Method Blank
N = Presumptive Evidence of a Compound

* = Values outside of QC limits

Q = indicates LCS control criteria did not meet requirements

Report of Analysis

Client:	EA Engineering Science & Technology	Date Collected:	07/21/21
Project:	NYSDEC - National Heatset TO-15	Date Received:	07/22/21
Client Sample ID:	OFFSITE-DDC-INTERMEDIATE-1	SDG No.:	M3157
Lab Sample ID:	M3157-10	Matrix:	Air
Analytical Method:	TO-15	Test:	TO-15
Sample Wt/Vol:	400 Units: mL		

File ID/Qc Batch:	Dilution:	Prep Date	Date Analyzed	Prep Batch ID
VL037401.D	1		08/11/21 22:35	VL081121

CAS Number	Parameter	Conc. ppbv	Conc. ug/M3	Qualifier	MDL	LOQ / CRQL	Units
TARGETS							
75-71-8	Dichlorodifluoromethane	0.15	0.74	J	0.35	2.47	ug/m3
74-87-3	Chloromethane	0.87	1.80		0.080	1.03	ug/m3
75-01-4	Vinyl Chloride	0.030	0.080	U	0.080	0.080	ug/m3
74-83-9	Bromomethane	0.50	1.94	U	0.16	1.94	ug/m3
75-00-3	Chloroethane	0.50	1.32	U	0.11	1.32	ug/m3
109-99-9	Tetrahydrofuran	0.50	1.47	U	0.12	1.47	ug/m3
75-69-4	Trichlorofluoromethane	0.21	1.18	J	0.22	2.81	ug/m3
76-13-1	1,1,2-Trichlorotrifluoroethane	0.50	3.83	U	0.31	3.83	ug/m3
76-14-2	Dichlorotetrafluoroethane	0.50	3.49	U	0.35	3.49	ug/m3
75-65-0	tert-Butyl alcohol	3.40	10.3		0.12	1.52	ug/m3
142-82-5	Heptane	1.50	6.15		0.12	2.05	ug/m3
75-35-4	1,1-Dichloroethene	0.50	1.98	U	0.20	1.98	ug/m3
67-64-1	Acetone	22.0	52.3	E	0.90	1.19	ug/m3
75-15-0	Carbon Disulfide	0.31	0.97	J	0.12	1.56	ug/m3
1634-04-4	Methyl tert-Butyl Ether	0.50	1.80	U	0.11	1.80	ug/m3
75-09-2	Methylene Chloride	6.50	22.6		1.46	1.74	ug/m3
156-60-5	trans-1,2-Dichloroethene	0.33	1.31	J	0.24	1.98	ug/m3
75-34-3	1,1-Dichloroethane	0.50	2.02	U	0.16	2.02	ug/m3
110-82-7	Cyclohexane	2.00	6.88		0.24	1.72	ug/m3
78-93-3	2-Butanone	8.10	23.9		0.090	1.47	ug/m3
56-23-5	Carbon Tetrachloride	0.060	0.38		0.13	0.19	ug/m3
156-59-2	cis-1,2-Dichloroethene	0.50	1.98	U	0.16	1.98	ug/m3
67-66-3	Chloroform	0.20	0.98	J	0.20	2.44	ug/m3
71-55-6	1,1,1-Trichloroethane	0.030	0.16	U	0.11	0.16	ug/m3
540-84-1	2,2,4-Trimethylpentane	0.44	2.06	J	0.14	2.34	ug/m3
71-43-2	Benzene	2.80	8.95		0.10	1.60	ug/m3
107-06-2	1,2-Dichloroethane	0.24	0.97	J	0.16	2.02	ug/m3
79-01-6	Trichloroethene	0.050	0.27		0.11	0.16	ug/m3
78-87-5	1,2-Dichloropropane	0.50	2.31	U	0.18	2.31	ug/m3
75-27-4	Bromodichloromethane	0.50	3.35	U	0.20	3.35	ug/m3
108-10-1	4-Methyl-2-Pentanone	4.70	19.3		0.12	2.05	ug/m3
108-88-3	Toluene	24.8	93.5	E	0.11	1.88	ug/m3
10061-02-6	t-1,3-Dichloropropene	0.50	2.27	U	0.14	2.27	ug/m3
10061-01-5	cis-1,3-Dichloropropene	0.50	2.27	U	0.090	2.27	ug/m3
79-00-5	1,1,2-Trichloroethane	0.50	2.73	U	0.22	2.73	ug/m3
124-48-1	Dibromochloromethane	0.50	4.26	U	0.26	4.26	ug/m3
106-93-4	1,2-Dibromoethane	0.50	3.84	U	0.23	3.84	ug/m3
127-18-4	Tetrachloroethene	0.28	1.90		0.14	0.20	ug/m3

Report of Analysis

Client:	EA Engineering Science & Technology	Date Collected:	07/21/21
Project:	NYSDEC - National Heatset TO-15	Date Received:	07/22/21
Client Sample ID:	OFFSITE-DDC-INTERMEDIATE-1	SDG No.:	M3157
Lab Sample ID:	M3157-10	Matrix:	Air
Analytical Method:	TO-15	Test:	TO-15
Sample Wt/Vol:	400 Units: mL		

File ID/Qc Batch:	Dilution:	Prep Date	Date Analyzed	Prep Batch ID
VL037401.D	1		08/11/21 22:35	VL081121

CAS Number	Parameter	Conc. ppbv	Conc. ug/M3	Qualifier	MDL	LOQ / CRQL	Units
108-90-7	Chlorobenzene	0.50	2.30	U	0.14	2.30	ug/m3
100-41-4	Ethyl Benzene	1.40	6.08		0.13	2.17	ug/m3
179601-23-1	m/p-Xylene	3.60	15.6		0.26	4.34	ug/m3
95-47-6	o-Xylene	1.50	6.52		0.17	2.17	ug/m3
100-42-5	Styrene	3.60	15.3		0.13	2.13	ug/m3
75-25-2	Bromoform	0.50	5.17	U	0.41	5.17	ug/m3
79-34-5	1,1,2,2-Tetrachloroethane	0.030	0.21	U	0.14	0.21	ug/m3
95-49-8	2-Chlorotoluene	0.50	2.59	U	0.16	2.59	ug/m3
108-67-8	1,3,5-Trimethylbenzene	0.56	2.75		0.10	2.46	ug/m3
95-63-6	1,2,4-Trimethylbenzene	1.80	8.85		0.15	2.46	ug/m3
541-73-1	1,3-Dichlorobenzene	0.50	3.01	U	0.30	3.01	ug/m3
106-46-7	1,4-Dichlorobenzene	0.50	3.01	U	0.18	3.01	ug/m3
95-50-1	1,2-Dichlorobenzene	0.50	3.01	U	0.18	3.01	ug/m3
120-82-1	1,2,4-Trichlorobenzene	0.50	3.71	U	0.30	3.71	ug/m3
87-68-3	Hexachloro-1,3-Butadiene	0.50	5.33	U	0.53	5.33	ug/m3
106-99-0	1,3-Butadiene	0.50	1.11	U	0.11	1.11	ug/m3
91-20-3	Naphthalene	0.16	0.84	J	0.26	2.62	ug/m3
622-96-8	4-Ethyltoluene	0.61	3.00		0.15	2.46	ug/m3
110-54-3	Hexane	0.50	1.76	U	0.11	1.76	ug/m3
107-05-1	Allyl Chloride	0.50	1.57	U	0.16	1.57	ug/m3
123-91-1	1,4-Dioxane	0.50	1.80	U	0.86	1.80	ug/m3
80-62-6	Methyl Methacrylate	0.53	2.17		0.12	2.05	ug/m3
SURROGATES							
460-00-4	1-Bromo-4-Fluorobenzene	10.0			65 - 135	100%	SPK: 10
INTERNAL STANDARDS							
74-97-5	Bromochloromethane	1180000		5.66			
540-36-3	1,4-Difluorobenzene	3670000		7.17			
3114-55-4	Chlorobenzene-d5	3270000		12.08			

U = Not Detected
RL = Reporting Limit
MDL = Method Detection Limit

E = Value Exceeds Calibration Range

D = Dilution

J = Estimated Value
B = Analyte Found in Associated Method Blank
N = Presumptive Evidence of a Compound

* = Values outside of QC limits

Q = indicates LCS control criteria did not meet requirements

Report of Analysis

Client:	EA Engineering Science & Technology	Date Collected:	07/21/21
Project:	NYSDEC - National Heatset TO-15	Date Received:	07/22/21
Client Sample ID:	OFFSITE-DDC-INTERMEDIATE-1DL	SDG No.:	M3157
Lab Sample ID:	M3157-10DL	Matrix:	Air
Analytical Method:	TO-15	Test:	TO-15
Sample Wt/Vol:	400 Units: mL		

File ID/Qc Batch:	Dilution:	Prep Date	Date Analyzed	Prep Batch ID
VL037402.D	10		08/11/21 23:14	VL081121

CAS Number	Parameter	Conc. ppbv	Conc. ug/M3	Qualifier	MDL	LOQ / CRQL	Units
TARGETS							
75-71-8	Dichlorodifluoromethane	5.00	24.7	UD	3.31	24.7	ug/m3
74-87-3	Chloromethane	5.00	10.3	UD	0.81	10.3	ug/m3
75-01-4	Vinyl Chloride	0.30	0.77	UD	0.66	0.77	ug/m3
74-83-9	Bromomethane	5.00	19.4	UD	1.67	19.4	ug/m3
75-00-3	Chloroethane	5.00	13.2	UD	1.08	13.2	ug/m3
109-99-9	Tetrahydrofuran	5.00	14.8	UD	1.12	14.8	ug/m3
75-69-4	Trichlorofluoromethane	5.00	28.1	UD	2.30	28.1	ug/m3
76-13-1	1,1,2-Trichlorotrifluoroethane	5.00	38.3	UD	3.30	38.3	ug/m3
76-14-2	Dichlorotetrafluoroethane	5.00	35.0	UD	3.15	35.0	ug/m3
75-65-0	tert-Butyl alcohol	3.70	11.2	JD	1.18	15.2	ug/m3
142-82-5	Heptane	1.90	7.79	JD	1.15	20.5	ug/m3
75-35-4	1,1-Dichloroethene	5.00	19.8	UD	1.98	19.8	ug/m3
67-64-1	Acetone	16.7	39.7	D	9.03	11.9	ug/m3
75-15-0	Carbon Disulfide	5.00	15.6	UD	1.34	15.6	ug/m3
1634-04-4	Methyl tert-Butyl Ether	5.00	18.0	UD	1.19	18.0	ug/m3
75-09-2	Methylene Chloride	7.90	27.4	D	14.6	17.4	ug/m3
156-60-5	trans-1,2-Dichloroethene	5.00	19.8	UD	2.30	19.8	ug/m3
75-34-3	1,1-Dichloroethane	5.00	20.2	UD	1.54	20.2	ug/m3
110-82-7	Cyclohexane	2.00	6.88	JD	2.24	17.2	ug/m3
78-93-3	2-Butanone	7.70	22.7	D	0.94	14.8	ug/m3
56-23-5	Carbon Tetrachloride	0.30	1.89	UD	1.13	1.89	ug/m3
156-59-2	cis-1,2-Dichloroethene	5.00	19.8	UD	1.39	19.8	ug/m3
67-66-3	Chloroform	5.00	24.4	UD	1.76	24.4	ug/m3
71-55-6	1,1,1-Trichloroethane	0.30	1.64	UD	1.09	1.64	ug/m3
540-84-1	2,2,4-Trimethylpentane	5.00	23.4	UD	1.35	23.4	ug/m3
71-43-2	Benzene	2.40	7.67	JD	1.02	16.0	ug/m3
107-06-2	1,2-Dichloroethane	5.00	20.2	UD	1.54	20.2	ug/m3
79-01-6	Trichloroethene	0.30	1.61	UD	0.91	1.61	ug/m3
78-87-5	1,2-Dichloropropane	5.00	23.1	UD	1.94	23.1	ug/m3
75-27-4	Bromodichloromethane	5.00	33.5	UD	2.14	33.5	ug/m3
108-10-1	4-Methyl-2-Pentanone	4.10	16.8	JD	1.11	20.5	ug/m3
108-88-3	Toluene	24.1	90.8	D	0.98	18.8	ug/m3
10061-02-6	t-1,3-Dichloropropene	5.00	22.7	UD	1.36	22.7	ug/m3
10061-01-5	cis-1,3-Dichloropropene	5.00	22.7	UD	0.77	22.7	ug/m3
79-00-5	1,1,2-Trichloroethane	5.00	27.3	UD	1.91	27.3	ug/m3
124-48-1	Dibromochloromethane	5.00	42.6	UD	2.22	42.6	ug/m3
106-93-4	1,2-Dibromoethane	5.00	38.4	UD	2.31	38.4	ug/m3
127-18-4	Tetrachloroethene	0.30	2.03	UD	1.29	2.03	ug/m3

Report of Analysis

Client:	EA Engineering Science & Technology	Date Collected:	07/21/21
Project:	NYSDEC - National Heatset TO-15	Date Received:	07/22/21
Client Sample ID:	OFFSITE-DDC-INTERMEDIATE-1DL	SDG No.:	M3157
Lab Sample ID:	M3157-10DL	Matrix:	Air
Analytical Method:	TO-15	Test:	TO-15
Sample Wt/Vol:	400 Units: mL		

File ID/Qc Batch:	Dilution:	Prep Date	Date Analyzed	Prep Batch ID
VL037402.D	10		08/11/21 23:14	VL081121

CAS Number	Parameter	Conc. ppbv	Conc. ug/M3	Qualifier	MDL	LOQ / CRQL	Units
108-90-7	Chlorobenzene	5.00	23.0	UD	1.29	23.0	ug/m3
100-41-4	Ethyl Benzene	1.10	4.78	JD	1.39	21.7	ug/m3
179601-23-1	m/p-Xylene	2.80	12.2	JD	2.74	43.4	ug/m3
95-47-6	o-Xylene	1.20	5.21	JD	1.56	21.7	ug/m3
100-42-5	Styrene	2.30	9.79	JD	1.11	21.3	ug/m3
75-25-2	Bromoform	5.00	51.7	UD	3.83	51.7	ug/m3
79-34-5	1,1,2,2-Tetrachloroethane	0.30	2.06	UD	1.44	2.06	ug/m3
95-49-8	2-Chlorotoluene	5.00	25.9	UD	1.66	25.9	ug/m3
108-67-8	1,3,5-Trimethylbenzene	5.00	24.6	UD	1.18	24.6	ug/m3
95-63-6	1,2,4-Trimethylbenzene	1.30	6.39	JD	1.28	24.6	ug/m3
541-73-1	1,3-Dichlorobenzene	5.00	30.1	UD	3.01	30.1	ug/m3
106-46-7	1,4-Dichlorobenzene	5.00	30.1	UD	1.86	30.1	ug/m3
95-50-1	1,2-Dichlorobenzene	5.00	30.1	UD	2.04	30.1	ug/m3
120-82-1	1,2,4-Trichlorobenzene	5.00	37.1	UD	3.27	37.1	ug/m3
87-68-3	Hexachloro-1,3-Butadiene	5.00	53.3	UD	5.44	53.3	ug/m3
106-99-0	1,3-Butadiene	5.00	11.1	UD	1.02	11.1	ug/m3
91-20-3	Naphthalene	5.00	26.2	UD	2.83	26.2	ug/m3
622-96-8	4-Ethyltoluene	5.00	24.6	UD	1.52	24.6	ug/m3
110-54-3	Hexane	5.00	17.6	UD	0.99	17.6	ug/m3
107-05-1	Allyl Chloride	5.00	15.7	UD	1.41	15.7	ug/m3
123-91-1	1,4-Dioxane	5.00	18.0	UD	8.65	18.0	ug/m3
80-62-6	Methyl Methacrylate	5.00	20.5	UD	1.31	20.5	ug/m3
SURROGATES							
460-00-4	1-Bromo-4-Fluorobenzene	9.50			65 - 135	95%	SPK: 10
INTERNAL STANDARDS							
74-97-5	Bromochloromethane	1270000		5.66			
540-36-3	1,4-Difluorobenzene	4020000		7.17			
3114-55-4	Chlorobenzene-d5	3540000		12.08			

U = Not Detected
RL = Reporting Limit
MDL = Method Detection Limit

E = Value Exceeds Calibration Range

D = Dilution

J = Estimated Value
B = Analyte Found in Associated Method Blank
N = Presumptive Evidence of a Compound

* = Values outside of QC limits

Q = indicates LCS control criteria did not meet requirements

QC SUMMARY

Surrogate Summary

SDG No.: M3157

Client: EA Engineering Science & Technology

Analytical Method: SWTO-15

Lab Sample ID	Client ID	Parameter	Spike	Result	RecoveryQual	Limits Low	Limits High
M3157-01	DDC-2-INFLUENT-1	1-Bromo-4-Fluorobenzene	10	9.75	97	65	135
M3157-01DL	DDC-2-INFLUENT-1DL	1-Bromo-4-Fluorobenzene	10	9.62	96	65	135
M3157-02	DDC-2-INFLUENT-2	1-Bromo-4-Fluorobenzene	10	9.24	92	65	135
M3157-02DL	DDC-2-INFLUENT-2DL	1-Bromo-4-Fluorobenzene	10	9.79	98	65	135
M3157-03	OFFSITE-DDC-EFFLUENT	1-Bromo-4-Fluorobenzene	10	9.79	98	65	135
M3157-03DL	OFFSITE-DDC-EFFLUENTDL	1-Bromo-4-Fluorobenzene	10	9.30	93	65	135
M3157-04	SVE-INFLUENT	1-Bromo-4-Fluorobenzene	10	9.49	95	65	135
M3157-04DL	SVE-INFLUENTDL	1-Bromo-4-Fluorobenzene	10	10.4	104	65	135
M3157-05	SVE-EFFLUENT	1-Bromo-4-Fluorobenzene	10	9.51	95	65	135
M3157-05DUP	SVE-EFFLUENTDUP	1-Bromo-4-Fluorobenzene	10	9.38	94	65	135
M3157-06	OFFSITE-DDC-INTERMEDIATE-2	1-Bromo-4-Fluorobenzene	10	9.40	94	65	135
M3157-06DL	OFFSITE-DDC-INTERMEDIATE-2DL	1-Bromo-4-Fluorobenzene	10	9.47	95	65	135
M3157-07	DDC-2-EFFLUENT	1-Bromo-4-Fluorobenzene	10	10.1	101	65	135
M3157-09	OFFSITE-DDC-INFLUENT	1-Bromo-4-Fluorobenzene	10	10.1	101	65	135
M3157-09DL	OFFSITE-DDC-INFLUENTDL	1-Bromo-4-Fluorobenzene	10	9.88	99	65	135
M3157-10	OFFSITE-DDC-INTERMEDIATE-1	1-Bromo-4-Fluorobenzene	10	10.0	100	65	135
M3157-10DL	OFFSITE-DDC-INTERMEDIATE-1DL	1-Bromo-4-Fluorobenzene	10	9.53	95	65	135
VL0811ABL01	VL0811ABL01	1-Bromo-4-Fluorobenzene	10	10.0	100	65	135
VL0811ABS01	VL0811ABS01	1-Bromo-4-Fluorobenzene	10	10.1	101	65	135
VL0812ABL01	VL0812ABL01	1-Bromo-4-Fluorobenzene	10	9.71	97	65	135
VL0812ABS01	VL0812ABS01	1-Bromo-4-Fluorobenzene	10	10.1	101	65	135

CHEMTECH

Laboratory Control Sample/Laboratory Control Sample Duplicate Summary
SW-846

SDG No.: M3157
Client: EA Engineering Science & Technology
Analytical Method: SWTO-15 **Datafile :** VL037384.D

Lab Sample ID	Parameter	Spike	Result	Unit	Rec	RPD	Qual	Limits Low	Limits High	RPD
VL0811ABS01	Dichlorodifluoromethane	10	8.30	ppbv	83			70	130	
	Chloromethane	10	8.70	ppbv	87			70	130	
	Vinyl Chloride	10	8.80	ppbv	88			70	130	
	Bromomethane	10	8.90	ppbv	89			70	130	
	Chloroethane	10	9.00	ppbv	90			70	130	
	Tetrahydrofuran	10	9.50	ppbv	95			70	130	
	Trichlorofluoromethane	10	8.90	ppbv	89			70	130	
	1,1,2-Trichlorotrifluoroethane	10	8.70	ppbv	87			70	130	
	Dichlorotetrafluoethane	10	9.10	ppbv	91			70	130	
	tert-Butyl Alcohol	10	10.1	ppbv	101			70	130	
	Heptane	10	9.40	ppbv	94			70	130	
	1,1-Dichloroethene	10	9.20	ppbv	92			70	130	
	Acetone	10	7.60	ppbv	76			70	130	
	Carbon disulfide	10	10.3	ppbv	103			70	130	
	Methyl tert-butyl Ether	10	8.60	ppbv	86			70	130	
	Methylene Chloride	10	7.50	ppbv	75			70	130	
	trans-1,2-Dichloroethene	10	9.40	ppbv	94			70	130	
	1,1-Dichloroethane	10	8.50	ppbv	85			70	130	
	Cyclohexane	10	8.90	ppbv	89			70	130	
	2-Butanone	10	8.30	ppbv	83			70	130	
	Carbon Tetrachloride	10	9.70	ppbv	97			70	130	
	cis-1,2-Dichloroethene	10	9.30	ppbv	93			70	130	
	Chloroform	10	8.90	ppbv	89			70	130	
	1,1,1-Trichloroethane	10	9.00	ppbv	90			70	130	
	2,2,4-Trimethylpentane	10	9.30	ppbv	93			70	130	
	Benzene	10	9.40	ppbv	94			70	130	
	1,2-Dichloroethane	10	9.20	ppbv	92			70	130	
	Trichloroethene	10	8.70	ppbv	87			70	130	
	1,2-Dichloropropane	10	9.70	ppbv	97			70	130	
	Bromodichloromethane	10	9.70	ppbv	97			70	130	
	4-Methyl-2-Pentanone	10	9.50	ppbv	95			70	130	
	Toluene	10	9.50	ppbv	95			70	130	
	t-1,3-Dichloropropene	10	11.0	ppbv	110			70	130	
	cis-1,3-Dichloropropene	10	10.7	ppbv	107			70	130	
	1,1,2-Trichloroethane	10	9.30	ppbv	93			70	130	
	Dibromochloromethane	10	10.1	ppbv	101			70	130	
	1,2-Dibromoethane	10	9.50	ppbv	95			70	130	
	Tetrachloroethene	10	8.70	ppbv	87			70	130	
	Chlorobenzene	10	8.90	ppbv	89			70	130	
	Ethyl Benzene	10	9.20	ppbv	92			70	130	
	m/p-Xylene	20	18.1	ppbv	91			70	130	
	o-Xylene	10	9.00	ppbv	90			70	130	
	Styrene	10	10.0	ppbv	100			70	130	
	Bromoform	10	10.7	ppbv	107			70	130	
	1,1,2,2-Tetrachloroethane	10	8.70	ppbv	87			70	130	
	2-Chlorotoluene	10	9.30	ppbv	93			70	130	
	1,3,5-Trimethylbenzene	10	9.30	ppbv	93			70	130	
	1,2,4-Trimethylbenzene	10	9.50	ppbv	95			70	130	
	1,3-Dichlorobenzene	10	9.30	ppbv	93			70	130	

CHEMTECH

Laboratory Control Sample/Laboratory Control Sample Duplicate Summary
SW-846

SDG No.: M3157

Client: EA Engineering Science & Technology

Analytical Method: SWTO-15 **Datafile :** VL037384.D

Lab Sample ID	Parameter	Spike	Result	Unit	Rec	RPD	Qual	Limits Low	Limits High	Limits RPD
VL0811ABS01	1,4-Dichlorobenzene	10	9.10	ppbv	91			70	130	
	1,2-Dichlorobenzene	10	9.30	ppbv	93			70	130	
	1,2,4-Trichlorobenzene	10	10.8	ppbv	108			70	130	
	Hexachloro-1,3-butadiene	10	8.50	ppbv	85			70	130	
	Naphthalene	10	12.2	ppbv	122			70	130	
	1,3-Butadiene	10	8.80	ppbv	88			70	130	
	4-Ethyltoluene	10	9.40	ppbv	94			70	130	
	Hexane	10	8.60	ppbv	86			70	130	
	Allyl Chloride	10	9.40	ppbv	94			70	130	
	1,4-Dioxane	10	9.20	ppbv	92			70	130	
	Methyl methacrylate	10	9.60	ppbv	96			70	130	

CHEMTECH

Laboratory Control Sample/Laboratory Control Sample Duplicate Summary
SW-846

SDG No.: M3157
Client: EA Engineering Science & Technology
Analytical Method: SWTO-15 **Datafile :** VL037418.D

Lab Sample ID	Parameter	Spike	Result	Unit	Rec	RPD	Qual	Limits Low	Limits High	RPD
VL0812ABS01	Dichlorodifluoromethane	10	9.10	ppbv	91			70	130	
	Chloromethane	10	9.00	ppbv	90			70	130	
	Vinyl Chloride	10	8.20	ppbv	82			70	130	
	Bromomethane	10	8.00	ppbv	80			70	130	
	Chloroethane	10	8.90	ppbv	89			70	130	
	Tetrahydrofuran	10	9.60	ppbv	96			70	130	
	Trichlorofluoromethane	10	8.90	ppbv	89			70	130	
	1,1,2-Trichlorotrifluoroethane	10	9.40	ppbv	94			70	130	
	Dichlorotetrafluoethane	10	9.10	ppbv	91			70	130	
	tert-Butyl Alcohol	10	9.80	ppbv	98			70	130	
	Heptane	10	9.40	ppbv	94			70	130	
	1,1-Dichloroethene	10	9.50	ppbv	95			70	130	
	Acetone	10	7.70	ppbv	77			70	130	
	Carbon disulfide	10	11.0	ppbv	110			70	130	
	Methyl tert-butyl Ether	10	9.30	ppbv	93			70	130	
	Methylene Chloride	10	8.10	ppbv	81			70	130	
	trans-1,2-Dichloroethene	10	9.40	ppbv	94			70	130	
	1,1-Dichloroethane	10	8.90	ppbv	89			70	130	
	Cyclohexane	10	9.20	ppbv	92			70	130	
	2-Butanone	10	8.60	ppbv	86			70	130	
	Carbon Tetrachloride	10	9.30	ppbv	93			70	130	
	cis-1,2-Dichloroethene	10	9.80	ppbv	98			70	130	
	Chloroform	10	9.20	ppbv	92			70	130	
	1,1,1-Trichloroethane	10	8.80	ppbv	88			70	130	
	2,2,4-Trimethylpentane	10	9.30	ppbv	93			70	130	
	Benzene	10	9.50	ppbv	95			70	130	
	1,2-Dichloroethane	10	9.20	ppbv	92			70	130	
	Trichloroethene	10	8.40	ppbv	84			70	130	
	1,2-Dichloropropane	10	9.40	ppbv	94			70	130	
	Bromodichloromethane	10	9.80	ppbv	98			70	130	
	4-Methyl-2-Pentanone	10	10.1	ppbv	101			70	130	
	Toluene	10	9.60	ppbv	96			70	130	
	t-1,3-Dichloropropene	10	9.10	ppbv	91			70	130	
	cis-1,3-Dichloropropene	10	8.70	ppbv	87			70	130	
	1,1,2-Trichloroethane	10	9.20	ppbv	92			70	130	
	Dibromochloromethane	10	10.4	ppbv	104			70	130	
	1,2-Dibromoethane	10	9.50	ppbv	95			70	130	
	Tetrachloroethene	10	8.30	ppbv	83			70	130	
	Chlorobenzene	10	8.80	ppbv	88			70	130	
	Ethyl Benzene	10	9.30	ppbv	93			70	130	
	m/p-Xylene	20	17.9	ppbv	90			70	130	
	o-Xylene	10	8.70	ppbv	87			70	130	
	Styrene	10	9.70	ppbv	97			70	130	
	Bromoform	10	10.3	ppbv	103			70	130	
	1,1,2,2-Tetrachloroethane	10	8.50	ppbv	85			70	130	
	2-Chlorotoluene	10	9.10	ppbv	91			70	130	
	1,3,5-Trimethylbenzene	10	8.70	ppbv	87			70	130	
	1,2,4-Trimethylbenzene	10	9.00	ppbv	90			70	130	
	1,3-Dichlorobenzene	10	8.70	ppbv	87			70	130	

CHEMTECH

Laboratory Control Sample/Laboratory Control Sample Duplicate Summary
SW-846

SDG No.: M3157

Client: EA Engineering Science & Technology

Analytical Method: SWTO-15 **Datafile :** VL037418.D

Lab Sample ID	Parameter	Spike	Result	Unit	Rec	RPD	Qual	Limits Low	Limits High	Limits RPD
VL0812ABS01	1,4-Dichlorobenzene	10	8.50	ppbv	85			70	130	
	1,2-Dichlorobenzene	10	8.70	ppbv	87			70	130	
	1,2,4-Trichlorobenzene	10	10.7	ppbv	107			70	130	
	Hexachloro-1,3-butadiene	10	8.20	ppbv	82			70	130	
	Naphthalene	10	12.2	ppbv	122			70	130	
	1,3-Butadiene	10	8.90	ppbv	89			70	130	
	4-Ethyltoluene	10	9.20	ppbv	92			70	130	
	Hexane	10	8.90	ppbv	89			70	130	
	Allyl Chloride	10	9.20	ppbv	92			70	130	
	1,4-Dioxane	10	8.30	ppbv	83			70	130	
	Methyl methacrylate	10	9.90	ppbv	99			70	130	

Duplicate Sample Summary

Lab Sample Id :	M3157-05DUP		M3157-05	
Client Id :	SVE-EFFLUENTDUP		SVE-EFFLUENT	
DF :	1		1	
Datafile :	VL037396.D		VL037392.D	
Anal Date & Time :	08/11/2021	19:14	08/11/2021	15:33

Parameter	Result	Result	RPD
1,1,1-Trichloroethane	0.43	0.29	38.9 *
1,1,2,2-Tetrachloroethane	0	0	0
1,1,2-Trichloroethane	0	0	0
1,1,2-Trichlorotrifluoroethane	0.1	0.1	0
1,1-Dichloroethane	0	0	0
1,1-Dichloroethene	0	0	0
1,2,4-Trichlorobenzene	0	0	0
1,2,4-Trimethylbenzene	0	0	0
1,2-Dibromoethane	0	0	0
1,2-Dichlorobenzene	0	0	0
1,2-Dichloroethane	0	0	0
1,2-Dichloropropane	0	0	0
1,3,5-Trimethylbenzene	0	0	0
1,3-Butadiene	0	0	0
1,3-Dichlorobenzene	0	0	0
1,4-Dichlorobenzene	0	0	0
1,4-Dioxane	0	0	0
2,2,4-Trimethylpentane	0.23	0.14	48.6 *
2-Butanone	0.55	0.34	47.2 *
2-Chlorotoluene	0	0	0
4-Ethyltoluene	0	0	0
4-Methyl-2-Pentanone	0	0	0
Acetone	3.7	2.7	31.3 *
Allyl Chloride	0	0	0
Benzene	0.29	0.19	41.7 *
Bromodichloromethane	0	0	0
Bromoform	0	0	0
Bromomethane	0	0	0
Carbon Disulfide	0	0	0
Carbon Tetrachloride	0.05	0.04	22.2 *

Duplicate Sample Summary

Lab Sample Id :	M3157-05DUP		M3157-05	
Client Id :	SVE-EFFLUENTDUP		SVE-EFFLUENT	
DF :	1		1	
Datafile :	VL037396.D		VL037392.D	
Anal Date & Time :	08/11/2021	19:14	08/11/2021	15:33

Parameter	Result	Result	RPD
Chlorobenzene	0	0	0
Chloroethane	0	0	0
Chloroform	0.43	0.31	32.4 *
Chloromethane	0.24	0.17	34.1 *
cis-1,2-Dichloroethene	3.7	2.6	34.9 *
cis-1,3-Dichloropropene	0	0	0
Cyclohexane	0	0	0
Dibromochloromethane	0	0	0
Dichlorodifluoromethane	0.16	0.23	35.9 *
Dichlorotetrafluoroethane	0	0	0
Ethyl Benzene	0	0	0
Heptane	0	0	0
Hexachloro-1,3-Butadiene	0	0	0
Hexane	4.2	3.2	27 *
m/p-Xylene	0.28	0.19	38.3 *
Methyl Methacrylate	0	0	0
Methyl tert-Butyl Ether	0	0	0
Methylene Chloride	13	10.7	19.4
Naphthalene	0	0	0
o-Xylene	0	0	0
Styrene	0	0	0
t-1,3-Dichloropropene	0	0	0
tert-Butyl alcohol	0	0	0
Tetrachloroethene	0.25	0.16	43.9 *
Tetrahydrofuran	0	0	0
Toluene	1.1	0.68	47.2 *
trans-1,2-Dichloroethene	0.15	0.15	0
Trichloroethene	0	0	0
Trichlorofluoromethane	0.47	0.3	44.2 *
Vinyl Chloride	0	0	0

CHEMTECH 284 Sheffield Street, Mountainside, NJ 07092 Phone: 908 789 8900 Fax: 908 789 8922

VOLATILE METHOD BLANK SUMMARY

EPA SAMPLE NO.

VL0811ABL01

Lab Name: CHEMTECH Contract: EAEN05

Lab Code: CHEM Case No.: M3157 SAS No.: M3157 SDG NO.: M3157

Lab File ID: VL037383.D Lab Sample ID: VL0811ABL01

Date Analyzed: 08/11/2021 Time Analyzed: 08:55

GC Column: RTX-1 ID: 0.32 (mm) Heated Purge: (Y/N) N

Instrument ID: MSVOA_L

THIS METHOD BLANK APPLIES TO THE FOLLOWING SAMPLES, MS AND MSD:

EPA SAMPLE NO.	LAB SAMPLE ID	LAB FILE ID	DATE ANALYZED
VL0811ABS01	VL0811ABS01	VL037384.D	08/11/2021
DDC-2-INFLUENT-1	M3157-01	VL037385.D	08/11/2021
DDC-2-INFLUENT-1DL	M3157-01DL	VL037386.D	08/11/2021
DDC-2-INFLUENT-2	M3157-02	VL037387.D	08/11/2021
DDC-2-INFLUENT-2DL	M3157-02DL	VL037388.D	08/11/2021
OFFSITE-DDC-EFFLUENT	M3157-03	VL037389.D	08/11/2021
OFFSITE-DDC-EFFLUENTDL	M3157-03DL	VL037390.D	08/11/2021
SVE-INFLUENT	M3157-04	VL037391.D	08/11/2021
SVE-EFFLUENT	M3157-05	VL037392.D	08/11/2021
SVE-INFLUENTDL	M3157-04DL	VL037395.D	08/11/2021
SVE-EFFLUENTDUP	M3157-05DUP	VL037396.D	08/11/2021
OFFSITE-DDC-INTERMEDIATE-2	M3157-06	VL037397.D	08/11/2021
DDC-2-EFFLUENT	M3157-07	VL037398.D	08/11/2021
OFFSITE-DDC-INFLUENT	M3157-09	VL037399.D	08/11/2021
OFFSITE-DDC-INFLUENTDL	M3157-09DL	VL037400.D	08/11/2021
OFFSITE-DDC-INTERMEDIATE-1	M3157-10	VL037401.D	08/11/2021
OFFSITE-DDC-INTERMEDIATE-1DL	M3157-10DL	VL037402.D	08/11/2021

COMMENTS:

CHEMTECH 284 Sheffield Street, Mountainside, NJ 07092 Phone: 908 789 8900 Fax: 908 789 8922

VOLATILE METHOD BLANK SUMMARY

EPA SAMPLE NO.

VL0812ABL01

Lab Name: CHEMTECH Contract: EAEN05

Lab Code: CHEM Case No.: M3157 SAS No.: M3157 SDG NO.: M3157

Lab File ID: VL037417.D Lab Sample ID: VL0812ABL01

Date Analyzed: 08/12/2021 Time Analyzed: 16:31

GC Column: RTX-1 ID: 0.32 (mm) Heated Purge: (Y/N) N

Instrument ID: MSVOA_L

THIS METHOD BLANK APPLIES TO THE FOLLOWING SAMPLES, MS AND MSD:

EPA SAMPLE NO.	LAB SAMPLE ID	LAB FILE ID	DATE ANALYZED
VL0812ABS01	VL0812ABS01	VL037418.D	08/12/2021
OFFSITE-DDC-INTERMEDIATE-2DL	M3157-06DL	VL037427.D	08/13/2021

COMMENTS:

CHEMTECH 284 Sheffield Street, Mountainside, NJ 07092 Phone: 908 789 8900 Fax: 908 789 8922

VOLATILE ORGANIC INSTRUMENT PERFORMANCE CHECK
BROMOFLUOROBENZENE (BFB)

Lab Name: CHEMTECH Contract: EAEN05

Lab Code: CHEM Case No.: M3157 SAS No.: M3157 SDG NO.: M3157

Lab File ID: VL037374.D BFB Injection Date: 08/11/2021

Instrument ID: MSVOA_L BFB Injection Time: 01:45

GC Column: RTX-1 ID: 0.32 (mm) Heated Purge: Y/N N

m/e	ION ABUNDANCE CRITERIA	% RELATIVE ABUNDANCE
50	8.0 - 40.0% of mass 95	21.4
75	30.0 - 66.0% of mass 95	52
95	Base Peak, 100% relative abundance	100
96	5.0 - 9.0% of mass 95	6.3
173	Less than 2.0% of mass 174	0.2 (0.3) 1
174	50.0 - 120.0% of mass 95	67.2
175	4.0 - 9.0% of mass 174	5.5 (8.2) 1
176	93.0 - 101.0% of mass 174	64.9 (96.6) 1
177	5.0 - 9.0% of mass 176	4.3 (6.6) 2

1-Value is % mass 174 2-Value is % mass 176

THIS CHECK APPLIES TO THE FOLLOWING SAMPLES, MS, MSD, BLANKS, AND STANDARDS:

EPA SAMPLE NO.	LAB SAMPLE ID	LAB FILE ID	DATE ANALYZED	TIME ANALYZED
VSTDICCC010	VSTDICCC010	VL037375.D	08/11/2021	02:24
VSTDICC002	VSTDICC002	VL037376.D	08/11/2021	03:04
VSTDICC001	VSTDICC001	VL037377.D	08/11/2021	03:43
VSTDICC0.5	VSTDICC0.5	VL037378.D	08/11/2021	04:22
VSTDICC0.1	VSTDICC0.1	VL037379.D	08/11/2021	05:00
VSTDICC0.03	VSTDICC0.03	VL037380.D	08/11/2021	05:39
VSTDICC015	VSTDICC015	VL037381.D	08/11/2021	06:20
VL0811ABL01	VL0811ABL01	VL037383.D	08/11/2021	08:55
VL0811ABS01	VL0811ABS01	VL037384.D	08/11/2021	09:39
DDC-2-INFLUENT-1	M3157-01	VL037385.D	08/11/2021	10:59
DDC-2-INFLUENT-1DL	M3157-01DL	VL037386.D	08/11/2021	11:37
DDC-2-INFLUENT-2	M3157-02	VL037387.D	08/11/2021	12:18
DDC-2-INFLUENT-2DL	M3157-02DL	VL037388.D	08/11/2021	12:57
OFFSITE-DDC-EFFLUENT	M3157-03	VL037389.D	08/11/2021	13:37
OFFSITE-DDC-EFFLUENTDL	M3157-03DL	VL037390.D	08/11/2021	14:16
SVE-INFLUENT	M3157-04	VL037391.D	08/11/2021	14:57
SVE-EFFLUENT	M3157-05	VL037392.D	08/11/2021	15:33
SVE-INFLUENTDL	M3157-04DL	VL037395.D	08/11/2021	18:33
SVE-EFFLUENTDUP	M3157-05DUP	VL037396.D	08/11/2021	19:14
OFFSITE-DDC-INTERMEDIATE-2	M3157-06	VL037397.D	08/11/2021	19:55

CHEMTECH 284 Sheffield Street, Mountainside, NJ 07092 Phone: 908 789 8900 Fax: 908 789 8922

VOLATILE ORGANIC INSTRUMENT PERFORMANCE CHECK
BROMOFLUOROBENZENE (BFB)

Lab Name: CHEMTECH Contract: EAEN05

Lab Code: CHEM Case No.: M3157 SAS No.: M3157 SDG NO.: M3157

Lab File ID: VL037374.D BFB Injection Date: 08/11/2021

Instrument ID: MSVOA_L BFB Injection Time: 01:45

GC Column: RTX-1 ID: 0.32 (mm) Heated Purge: Y/N N

m/e	ION ABUNDANCE CRITERIA	% RELATIVE ABUNDANCE
50	8.0 - 40.0% of mass 95	21.4
75	30.0 - 66.0% of mass 95	52
95	Base Peak, 100% relative abundance	100
96	5.0 - 9.0% of mass 95	6.3
173	Less than 2.0% of mass 174	0.2 (0.3) 1
174	50.0 - 120.0% of mass 95	67.2
175	4.0 - 9.0% of mass 174	5.5 (8.2) 1
176	93.0 - 101.0% of mass 174	64.9 (96.6) 1
177	5.0 - 9.0% of mass 176	4.3 (6.6) 2

1-Value is % mass 174 2-Value is % mass 176

THIS CHECK APPLIES TO THE FOLLOWING SAMPLES, MS, MSD, BLANKS, AND STANDARDS:

EPA SAMPLE NO.	LAB SAMPLE ID	LAB FILE ID	DATE ANALYZED	TIME ANALYZED
DDC-2-EFFLUENT	M3157-07	VL037398.D	08/11/2021	20:35
OFFSITE-DDC-INFLUENT	M3157-09	VL037399.D	08/11/2021	21:16
OFFSITE-DDC-INFLUENTDL	M3157-09DL	VL037400.D	08/11/2021	21:55
OFFSITE-DDC-INTERMEDIATE-1	M3157-10	VL037401.D	08/11/2021	22:35
OFFSITE-DDC-INTERMEDIATE-1DL	M3157-10DL	VL037402.D	08/11/2021	23:14

CHEMTECH 284 Sheffield Street, Mountainside, NJ 07092 Phone: 908 789 8900 Fax: 908 789 8922

VOLATILE ORGANIC INSTRUMENT PERFORMANCE CHECK
BROMOFLUOROBENZENE (BFB)

Lab Name: CHEMTECH Contract: EAEN05

Lab Code: CHEM Case No.: M3157 SAS No.: M3157 SDG NO.: M3157

Lab File ID: VL037408.D BFB Injection Date: 08/12/2021

Instrument ID: MSVOA_L BFB Injection Time: 09:37

GC Column: RTX-1 ID: 0.32 (mm) Heated Purge: Y/N N

m/e	ION ABUNDANCE CRITERIA	% RELATIVE ABUNDANCE
50	8.0 - 40.0% of mass 95	22
75	30.0 - 66.0% of mass 95	52.9
95	Base Peak, 100% relative abundance	100
96	5.0 - 9.0% of mass 95	6.8
173	Less than 2.0% of mass 174	0.6 (0.9) 1
174	50.0 - 120.0% of mass 95	68.5
175	4.0 - 9.0% of mass 174	5.2 (7.5) 1
176	93.0 - 101.0% of mass 174	65.6 (95.8) 1
177	5.0 - 9.0% of mass 176	4.3 (6.6) 2

1-Value is % mass 174 2-Value is % mass 176

THIS CHECK APPLIES TO THE FOLLOWING SAMPLES, MS, MSD, BLANKS, AND STANDARDS:

EPA SAMPLE NO.	LAB SAMPLE ID	LAB FILE ID	DATE ANALYZED	TIME ANALYZED
VSTDICCC010	VSTDICCC010	VL037409.D	08/12/2021	10:28
VSTDICC002	VSTDICC002	VL037410.D	08/12/2021	11:41
VSTDICC001	VSTDICC001	VL037411.D	08/12/2021	12:18
VSTDICC0.5	VSTDICC0.5	VL037412.D	08/12/2021	12:55
VSTDICC0.1	VSTDICC0.1	VL037413.D	08/12/2021	13:32
VSTDICC0.03	VSTDICC0.03	VL037414.D	08/12/2021	14:09
VSTDICC015	VSTDICC015	VL037415.D	08/12/2021	14:49
VL0812ABL01	VL0812ABL01	VL037417.D	08/12/2021	16:31
VL0812ABS01	VL0812ABS01	VL037418.D	08/12/2021	17:18
OFFSITE-DDC-INTERMEDIATE-2DL	M3157-06DL	VL037427.D	08/13/2021	00:01

CHEMTECH 284 Sheffield Street, Mountainside, NJ 07092 Phone: 908 789 8900 Fax: 908 789 8922

VOLATILE INTERNAL STANDARD AREA AND RT SUMMARY

Lab Name: CHEMTECH Contract: EAEN05

Lab Code: CHEM Case No.: M3157 SAS No.: M3157 SDG NO.: M3157

Lab File ID: VL037375.D Date Analyzed: 08/11/2021

Instrument ID: MSVOA_L Time Analyzed: 02:24

GC Column: RTX-1 ID: 0.32 (mm) Heated Purge: (Y/N) N

	IS1 AREA #	RT #	IS2 AREA #	RT #	IS3 AREA #	RT #
12 HOUR STD	1284520	5.66	3884110	7.17	3511840	12.08
UPPER LIMIT	1798320	5.99	5437750	7.50	4916570	12.41
LOWER LIMIT	770710	5.33	2330470	6.84	2107100	11.75
EPA SAMPLE NO.						
DDC-2-INFLUENT-1	899898	5.66	2908180	7.17	2592344	12.08
DDC-2-INFLUENT-1DL	1247480	5.66	3978242	7.17	3364248	12.08
DDC-2-INFLUENT-2	1198568	5.66	3622371	7.17	3007464	12.08
DDC-2-INFLUENT-2DL	1288344	5.67	3934562	7.17	3373076	12.08
OFFSITE-DDC-EFFLUENT	1049434	5.66	3366441	7.18	2847827	12.08
OFFSITE-DDC-EFFLUENTDL	1201376	5.66	3811539	7.18	3210828	12.08
SVE-INFLUENT	1181253	5.67	3613669	7.18	2919959	12.08
SVE-INFLUENTDL	1213282	5.67	3795096	7.18	3191543	12.09
SVE-EFFLUENT	1098943	5.67	3339664	7.18	2595100	12.09
SVE-EFFLUENTDUP	1052923	5.66	3231058	7.18	2808182	12.09
OFFSITE-DDC-INTERMEDIATE-2	1166660	5.66	3539420	7.17	3048050	12.08
DDC-2-EFFLUENT	1115857	5.66	3432066	7.17	2882934	12.08
OFFSITE-DDC-INFLUENT	1149271	5.66	3631503	7.17	3116586	12.08
OFFSITE-DDC-INFLUENTDL	1282210	5.66	3825837	7.17	3318212	12.08
OFFSITE-DDC-INTERMEDIATE-1	1175478	5.66	3671905	7.17	3273375	12.08
OFFSITE-DDC-INTERMEDIATE-1DL	1266770	5.66	4019633	7.17	3538599	12.08
VL0811ABL01	1243844	5.66	3768558	7.17	3218639	12.08
VL0811ABS01	1293073	5.66	3857756	7.17	3551955	12.08

CHEMTECH 284 Sheffield Street, Mountainside, NJ 07092 Phone: 908 789 8900 Fax: 908 789 8922

VOLATILE INTERNAL STANDARD AREA AND RT SUMMARY

Lab Name: CHEMTECH Contract: EAEN05

Lab Code: CHEM Case No.: M3157 SAS No.: M3157 SDG NO.: M3157

Lab File ID: VL037375.D Date Analyzed: 08/11/2021

Instrument ID: MSVOA_L Time Analyzed: 02:24

GC Column: RTX-1 ID: 0.32 (mm) Heated Purge: (Y/N) N

	IS1 AREA #	RT #	IS2 AREA #	RT #	IS3 AREA #	RT #
12 HOUR STD	1284520	5.66	3884110	7.17	3511840	12.08
UPPER LIMIT	1798320	5.99	5437750	7.50	4916570	12.41
LOWER LIMIT	770710	5.33	2330470	6.84	2107100	11.75
EPA SAMPLE NO.						

IS1 = Bromochloromethane
IS2 = 1,4-Difluorobenzene
IS3 = Chlorobenzene-d5

AREA UPPER LIMIT = +40% of internal standard area
AREA LOWER LIMIT = -40% of internal standard area
RT UPPER LIMIT = +0.33 minutes of internal standard RT
RT LOWER LIMIT = -0.33 minutes of internal standard RT

Column used to flag values outside QC limits with an asterisk.
* Values outside of QC limits.

CHEMTECH 284 Sheffield Street, Mountainside, NJ 07092 Phone: 908 789 8900 Fax: 908 789 8922

VOLATILE INTERNAL STANDARD AREA AND RT SUMMARY

Lab Name: CHEMTECH Contract: EAEN05

Lab Code: CHEM Case No.: M3157 SAS No.: M3157 SDG NO.: M3157

Lab File ID: VL037409.D Date Analyzed: 08/12/2021

Instrument ID: MSVOA_L Time Analyzed: 10:28

GC Column: RTX-1 ID: 0.32 (mm) Heated Purge: (Y/N) N

	IS1 AREA #	RT #	IS2 AREA #	RT #	IS3 AREA #	RT #
12 HOUR STD	1364750	5.66	4159680	7.17	3667490	12.08
UPPER LIMIT	1910640	5.99	5823550	7.50	5134490	12.41
LOWER LIMIT	818847	5.33	2495810	6.84	2200500	11.75
EPA SAMPLE NO.						
OFFSITE-DDC-INTERMEDIATE-2DL	1275135	5.66	3753652	7.17	3216268	12.08
VL0812ABL01	1320257	5.67	4010764	7.18	3352742	12.08
VL0812ABS01	1360802	5.67	4069042	7.18	3752768	12.09

IS1 = Bromochloromethane
IS2 = 1,4-Difluorobenzene
IS3 = Chlorobenzene-d5

AREA UPPER LIMIT = +40% of internal standard area
AREA LOWER LIMIT = -40% of internal standard area
RT UPPER LIMIT = +0.33 minutes of internal standard RT
RT LOWER LIMIT = -0.33 minutes of internal standard RT

Column used to flag values outside QC limits with an asterisk.
* Values outside of QC limits.

QC SAMPLE DATA

Report of Analysis

Client:	EA Engineering Science & Technology	Date Collected:	
Project:	NYSDEC - National Heatset TO-15	Date Received:	
Client Sample ID:	VL0811ABL01	SDG No.:	M3157
Lab Sample ID:	VL0811ABL01	Matrix:	Air
Analytical Method:	TO-15	Test:	TO-15
Sample Wt/Vol:	400 Units: mL		

File ID/Qc Batch:	Dilution:	Prep Date	Date Analyzed	Prep Batch ID
VL037383.D	1		08/11/21 08:55	VL081121

CAS Number	Parameter	Conc. ppbv	Conc. ug/M3	Qualifier	MDL	LOQ / CRQL	Units
TARGETS							
75-71-8	Dichlorodifluoromethane	0.50	2.47	U	0.35	2.47	ug/m3
74-87-3	Chloromethane	0.50	1.03	U	0.080	1.03	ug/m3
75-01-4	Vinyl Chloride	0.030	0.080	U	0.080	0.080	ug/m3
74-83-9	Bromomethane	0.50	1.94	U	0.16	1.94	ug/m3
75-00-3	Chloroethane	0.50	1.32	U	0.11	1.32	ug/m3
109-99-9	Tetrahydrofuran	0.50	1.47	U	0.12	1.47	ug/m3
75-69-4	Trichlorofluoromethane	0.50	2.81	U	0.22	2.81	ug/m3
76-13-1	1,1,2-Trichlorotrifluoroethane	0.50	3.83	U	0.31	3.83	ug/m3
76-14-2	Dichlorotetrafluoroethane	0.50	3.49	U	0.35	3.49	ug/m3
75-65-0	tert-Butyl alcohol	0.50	1.52	U	0.12	1.52	ug/m3
142-82-5	Heptane	0.50	2.05	U	0.12	2.05	ug/m3
75-35-4	1,1-Dichloroethene	0.50	1.98	U	0.20	1.98	ug/m3
67-64-1	Acetone	0.50	1.19	U	0.90	1.19	ug/m3
75-15-0	Carbon Disulfide	0.50	1.56	U	0.12	1.56	ug/m3
1634-04-4	Methyl tert-Butyl Ether	0.50	1.80	U	0.11	1.80	ug/m3
75-09-2	Methylene Chloride	0.50	1.74	U	1.46	1.74	ug/m3
156-60-5	trans-1,2-Dichloroethene	0.50	1.98	U	0.24	1.98	ug/m3
75-34-3	1,1-Dichloroethane	0.50	2.02	U	0.16	2.02	ug/m3
110-82-7	Cyclohexane	0.50	1.72	U	0.24	1.72	ug/m3
78-93-3	2-Butanone	0.50	1.47	U	0.090	1.47	ug/m3
56-23-5	Carbon Tetrachloride	0.030	0.19	U	0.13	0.19	ug/m3
156-59-2	cis-1,2-Dichloroethene	0.50	1.98	U	0.16	1.98	ug/m3
67-66-3	Chloroform	0.50	2.44	U	0.20	2.44	ug/m3
71-55-6	1,1,1-Trichloroethane	0.030	0.16	U	0.11	0.16	ug/m3
540-84-1	2,2,4-Trimethylpentane	0.50	2.34	U	0.14	2.34	ug/m3
71-43-2	Benzene	0.50	1.60	U	0.10	1.60	ug/m3
107-06-2	1,2-Dichloroethane	0.50	2.02	U	0.16	2.02	ug/m3
79-01-6	Trichloroethene	0.030	0.16	U	0.11	0.16	ug/m3
78-87-5	1,2-Dichloropropane	0.50	2.31	U	0.18	2.31	ug/m3
75-27-4	Bromodichloromethane	0.50	3.35	U	0.20	3.35	ug/m3
108-10-1	4-Methyl-2-Pentanone	0.50	2.05	U	0.12	2.05	ug/m3
108-88-3	Toluene	0.50	1.88	U	0.11	1.88	ug/m3
10061-02-6	t-1,3-Dichloropropene	0.50	2.27	U	0.14	2.27	ug/m3
10061-01-5	cis-1,3-Dichloropropene	0.50	2.27	U	0.090	2.27	ug/m3
79-00-5	1,1,2-Trichloroethane	0.50	2.73	U	0.22	2.73	ug/m3
124-48-1	Dibromochloromethane	0.50	4.26	U	0.26	4.26	ug/m3
106-93-4	1,2-Dibromoethane	0.50	3.84	U	0.23	3.84	ug/m3
127-18-4	Tetrachloroethene	0.030	0.20	U	0.14	0.20	ug/m3

Report of Analysis

Client:	EA Engineering Science & Technology	Date Collected:	
Project:	NYSDEC - National Heatset TO-15	Date Received:	
Client Sample ID:	VL0811ABL01	SDG No.:	M3157
Lab Sample ID:	VL0811ABL01	Matrix:	Air
Analytical Method:	TO-15	Test:	TO-15
Sample Wt/Vol:	400 Units: mL		

File ID/Qc Batch:	Dilution:	Prep Date	Date Analyzed	Prep Batch ID
VL037383.D	1		08/11/21 08:55	VL081121

CAS Number	Parameter	Conc. ppbv	Conc. ug/M3	Qualifier	MDL	LOQ / CRQL	Units
108-90-7	Chlorobenzene	0.50	2.30	U	0.14	2.30	ug/m3
100-41-4	Ethyl Benzene	0.50	2.17	U	0.13	2.17	ug/m3
179601-23-1	m/p-Xylene	1.00	4.34	U	0.26	4.34	ug/m3
95-47-6	o-Xylene	0.50	2.17	U	0.17	2.17	ug/m3
100-42-5	Styrene	0.50	2.13	U	0.13	2.13	ug/m3
75-25-2	Bromoform	0.50	5.17	U	0.41	5.17	ug/m3
79-34-5	1,1,2,2-Tetrachloroethane	0.030	0.21	U	0.14	0.21	ug/m3
95-49-8	2-Chlorotoluene	0.50	2.59	U	0.16	2.59	ug/m3
108-67-8	1,3,5-Trimethylbenzene	0.50	2.46	U	0.10	2.46	ug/m3
95-63-6	1,2,4-Trimethylbenzene	0.50	2.46	U	0.15	2.46	ug/m3
541-73-1	1,3-Dichlorobenzene	0.50	3.01	U	0.30	3.01	ug/m3
106-46-7	1,4-Dichlorobenzene	0.50	3.01	U	0.18	3.01	ug/m3
95-50-1	1,2-Dichlorobenzene	0.50	3.01	U	0.18	3.01	ug/m3
120-82-1	1,2,4-Trichlorobenzene	0.50	3.71	U	0.30	3.71	ug/m3
87-68-3	Hexachloro-1,3-Butadiene	0.50	5.33	U	0.53	5.33	ug/m3
106-99-0	1,3-Butadiene	0.50	1.11	U	0.11	1.11	ug/m3
91-20-3	Naphthalene	0.50	2.62	U	0.26	2.62	ug/m3
622-96-8	4-Ethyltoluene	0.50	2.46	U	0.15	2.46	ug/m3
110-54-3	Hexane	0.50	1.76	U	0.11	1.76	ug/m3
107-05-1	Allyl Chloride	0.50	1.57	U	0.16	1.57	ug/m3
123-91-1	1,4-Dioxane	0.50	1.80	U	0.86	1.80	ug/m3
80-62-6	Methyl Methacrylate	0.50	2.05	U	0.12	2.05	ug/m3
SURROGATES							
460-00-4	1-Bromo-4-Fluorobenzene	10.0			65 - 135	100%	SPK: 10
INTERNAL STANDARDS							
74-97-5	Bromochloromethane	1240000		5.66			
540-36-3	1,4-Difluorobenzene	3770000		7.17			
3114-55-4	Chlorobenzene-d5	3220000		12.08			

U = Not Detected
RL = Reporting Limit
MDL = Method Detection Limit

E = Value Exceeds Calibration Range

D = Dilution

J = Estimated Value
B = Analyte Found in Associated Method Blank
N = Presumptive Evidence of a Compound

* = Values outside of QC limits

Q = indicates LCS control criteria did not meet requirements

Report of Analysis

Client:	EA Engineering Science & Technology	Date Collected:	
Project:	NYSDEC - National Heatset TO-15	Date Received:	
Client Sample ID:	VL0812ABL01	SDG No.:	M3157
Lab Sample ID:	VL0812ABL01	Matrix:	Air
Analytical Method:	TO-15	Test:	TO-15
Sample Wt/Vol:	400 Units: mL		

File ID/Qc Batch:	Dilution:	Prep Date	Date Analyzed	Prep Batch ID
VL037417.D	1		08/12/21 16:31	VL081221

CAS Number	Parameter	Conc. ppbv	Conc. ug/M3	Qualifier	MDL	LOQ / CRQL	Units
TARGETS							
75-71-8	Dichlorodifluoromethane	0.50	2.47	U	0.35	2.47	ug/m3
74-87-3	Chloromethane	0.50	1.03	U	0.080	1.03	ug/m3
75-01-4	Vinyl Chloride	0.030	0.080	U	0.080	0.080	ug/m3
74-83-9	Bromomethane	0.50	1.94	U	0.16	1.94	ug/m3
75-00-3	Chloroethane	0.50	1.32	U	0.11	1.32	ug/m3
109-99-9	Tetrahydrofuran	0.50	1.47	U	0.12	1.47	ug/m3
75-69-4	Trichlorofluoromethane	0.50	2.81	U	0.22	2.81	ug/m3
76-13-1	1,1,2-Trichlorotrifluoroethane	0.50	3.83	U	0.31	3.83	ug/m3
76-14-2	Dichlorotetrafluoroethane	0.50	3.49	U	0.35	3.49	ug/m3
75-65-0	tert-Butyl alcohol	0.50	1.52	U	0.12	1.52	ug/m3
142-82-5	Heptane	0.50	2.05	U	0.12	2.05	ug/m3
75-35-4	1,1-Dichloroethene	0.50	1.98	U	0.20	1.98	ug/m3
67-64-1	Acetone	0.50	1.19	U	0.90	1.19	ug/m3
75-15-0	Carbon Disulfide	0.50	1.56	U	0.12	1.56	ug/m3
1634-04-4	Methyl tert-Butyl Ether	0.50	1.80	U	0.11	1.80	ug/m3
75-09-2	Methylene Chloride	0.50	1.74	U	1.46	1.74	ug/m3
156-60-5	trans-1,2-Dichloroethene	0.50	1.98	U	0.24	1.98	ug/m3
75-34-3	1,1-Dichloroethane	0.50	2.02	U	0.16	2.02	ug/m3
110-82-7	Cyclohexane	0.50	1.72	U	0.24	1.72	ug/m3
78-93-3	2-Butanone	0.50	1.47	U	0.090	1.47	ug/m3
56-23-5	Carbon Tetrachloride	0.030	0.19	U	0.13	0.19	ug/m3
156-59-2	cis-1,2-Dichloroethene	0.50	1.98	U	0.16	1.98	ug/m3
67-66-3	Chloroform	0.50	2.44	U	0.20	2.44	ug/m3
71-55-6	1,1,1-Trichloroethane	0.030	0.16	U	0.11	0.16	ug/m3
540-84-1	2,2,4-Trimethylpentane	0.50	2.34	U	0.14	2.34	ug/m3
71-43-2	Benzene	0.50	1.60	U	0.10	1.60	ug/m3
107-06-2	1,2-Dichloroethane	0.50	2.02	U	0.16	2.02	ug/m3
79-01-6	Trichloroethene	0.030	0.16	U	0.11	0.16	ug/m3
78-87-5	1,2-Dichloropropane	0.50	2.31	U	0.18	2.31	ug/m3
75-27-4	Bromodichloromethane	0.50	3.35	U	0.20	3.35	ug/m3
108-10-1	4-Methyl-2-Pentanone	0.50	2.05	U	0.12	2.05	ug/m3
108-88-3	Toluene	0.50	1.88	U	0.11	1.88	ug/m3
10061-02-6	t-1,3-Dichloropropene	0.50	2.27	U	0.14	2.27	ug/m3
10061-01-5	cis-1,3-Dichloropropene	0.50	2.27	U	0.090	2.27	ug/m3
79-00-5	1,1,2-Trichloroethane	0.50	2.73	U	0.22	2.73	ug/m3
124-48-1	Dibromochloromethane	0.50	4.26	U	0.26	4.26	ug/m3
106-93-4	1,2-Dibromoethane	0.50	3.84	U	0.23	3.84	ug/m3
127-18-4	Tetrachloroethene	0.030	0.20	U	0.14	0.20	ug/m3

Report of Analysis

Client:	EA Engineering Science & Technology	Date Collected:	
Project:	NYSDEC - National Heatset TO-15	Date Received:	
Client Sample ID:	VL0812ABL01	SDG No.:	M3157
Lab Sample ID:	VL0812ABL01	Matrix:	Air
Analytical Method:	TO-15	Test:	TO-15
Sample Wt/Vol:	400 Units: mL		

File ID/Qc Batch:	Dilution:	Prep Date	Date Analyzed	Prep Batch ID
VL037417.D	1		08/12/21 16:31	VL081221

CAS Number	Parameter	Conc. ppbv	Conc. ug/M3	Qualifier	MDL	LOQ / CRQL	Units
108-90-7	Chlorobenzene	0.50	2.30	U	0.14	2.30	ug/m3
100-41-4	Ethyl Benzene	0.50	2.17	U	0.13	2.17	ug/m3
179601-23-1	m/p-Xylene	1.00	4.34	U	0.26	4.34	ug/m3
95-47-6	o-Xylene	0.50	2.17	U	0.17	2.17	ug/m3
100-42-5	Styrene	0.50	2.13	U	0.13	2.13	ug/m3
75-25-2	Bromoform	0.50	5.17	U	0.41	5.17	ug/m3
79-34-5	1,1,2,2-Tetrachloroethane	0.030	0.21	U	0.14	0.21	ug/m3
95-49-8	2-Chlorotoluene	0.50	2.59	U	0.16	2.59	ug/m3
108-67-8	1,3,5-Trimethylbenzene	0.50	2.46	U	0.10	2.46	ug/m3
95-63-6	1,2,4-Trimethylbenzene	0.50	2.46	U	0.15	2.46	ug/m3
541-73-1	1,3-Dichlorobenzene	0.50	3.01	U	0.30	3.01	ug/m3
106-46-7	1,4-Dichlorobenzene	0.50	3.01	U	0.18	3.01	ug/m3
95-50-1	1,2-Dichlorobenzene	0.50	3.01	U	0.18	3.01	ug/m3
120-82-1	1,2,4-Trichlorobenzene	0.50	3.71	U	0.30	3.71	ug/m3
87-68-3	Hexachloro-1,3-Butadiene	0.50	5.33	U	0.53	5.33	ug/m3
106-99-0	1,3-Butadiene	0.50	1.11	U	0.11	1.11	ug/m3
91-20-3	Naphthalene	0.50	2.62	U	0.26	2.62	ug/m3
622-96-8	4-Ethyltoluene	0.50	2.46	U	0.15	2.46	ug/m3
110-54-3	Hexane	0.50	1.76	U	0.11	1.76	ug/m3
107-05-1	Allyl Chloride	0.50	1.57	U	0.16	1.57	ug/m3
123-91-1	1,4-Dioxane	0.50	1.80	U	0.86	1.80	ug/m3
80-62-6	Methyl Methacrylate	0.50	2.05	U	0.12	2.05	ug/m3
SURROGATES							
460-00-4	1-Bromo-4-Fluorobenzene	9.70			65 - 135	97%	SPK: 10
INTERNAL STANDARDS							
74-97-5	Bromochloromethane	1320000		5.67			
540-36-3	1,4-Difluorobenzene	4010000		7.18			
3114-55-4	Chlorobenzene-d5	3350000		12.08			

U = Not Detected
RL = Reporting Limit
MDL = Method Detection Limit

E = Value Exceeds Calibration Range

D = Dilution

J = Estimated Value
B = Analyte Found in Associated Method Blank
N = Presumptive Evidence of a Compound

* = Values outside of QC limits

Q = indicates LCS control criteria did not meet requirements

Report of Analysis

Client:	EA Engineering Science & Technology	Date Collected:	
Project:	NYSDEC - National Heatset TO-15	Date Received:	
Client Sample ID:	VL0811ABS01	SDG No.:	M3157
Lab Sample ID:	VL0811ABS01	Matrix:	Air
Analytical Method:	TO-15	Test:	TO-15
Sample Wt/Vol:	400 Units: mL		

File ID/Qc Batch:	Dilution:	Prep Date	Date Analyzed	Prep Batch ID
VL037384.D	1		08/11/21 09:39	VL081121

CAS Number	Parameter	Conc. ppbv	Conc. ug/M3	Qualifier	MDL	LOQ / CRQL	Units
TARGETS							
75-71-8	Dichlorodifluoromethane	8.30	41.0		0.35	2.47	ug/m3
74-87-3	Chloromethane	8.70	18.0		0.080	1.03	ug/m3
75-01-4	Vinyl Chloride	8.80	22.5		0.080	0.080	ug/m3
74-83-9	Bromomethane	8.90	34.6		0.16	1.94	ug/m3
75-00-3	Chloroethane	9.00	23.8		0.11	1.32	ug/m3
109-99-9	Tetrahydrofuran	9.50	28.0		0.12	1.47	ug/m3
75-69-4	Trichlorofluoromethane	8.90	50.0		0.22	2.81	ug/m3
76-13-1	1,1,2-Trichlorotrifluoroethane	8.70	66.7		0.31	3.83	ug/m3
76-14-2	Dichlorotetrafluoroethane	9.10	63.6		0.35	3.49	ug/m3
75-65-0	tert-Butyl alcohol	10.1	30.6		0.12	1.52	ug/m3
142-82-5	Heptane	9.40	38.5		0.12	2.05	ug/m3
75-35-4	1,1-Dichloroethene	9.20	36.5		0.20	1.98	ug/m3
67-64-1	Acetone	7.60	18.1		0.90	1.19	ug/m3
75-15-0	Carbon Disulfide	10.3	32.1		0.12	1.56	ug/m3
1634-04-4	Methyl tert-Butyl Ether	8.60	31.0		0.11	1.80	ug/m3
75-09-2	Methylene Chloride	7.50	26.1		1.46	1.74	ug/m3
156-60-5	trans-1,2-Dichloroethene	9.40	37.3		0.24	1.98	ug/m3
75-34-3	1,1-Dichloroethane	8.50	34.4		0.16	2.02	ug/m3
110-82-7	Cyclohexane	8.90	30.6		0.24	1.72	ug/m3
78-93-3	2-Butanone	8.30	24.5		0.090	1.47	ug/m3
56-23-5	Carbon Tetrachloride	9.70	61.0		0.13	0.19	ug/m3
156-59-2	cis-1,2-Dichloroethene	9.30	36.9		0.16	1.98	ug/m3
67-66-3	Chloroform	8.90	43.5		0.20	2.44	ug/m3
71-55-6	1,1,1-Trichloroethane	9.00	49.1		0.11	0.16	ug/m3
540-84-1	2,2,4-Trimethylpentane	9.30	43.4		0.14	2.34	ug/m3
71-43-2	Benzene	9.40	30.0		0.10	1.60	ug/m3
107-06-2	1,2-Dichloroethane	9.20	37.2		0.16	2.02	ug/m3
79-01-6	Trichloroethene	8.70	46.8		0.11	0.16	ug/m3
78-87-5	1,2-Dichloropropane	9.70	44.8		0.18	2.31	ug/m3
75-27-4	Bromodichloromethane	9.70	65.0		0.20	3.35	ug/m3
108-10-1	4-Methyl-2-Pentanone	9.50	38.9		0.12	2.05	ug/m3
108-88-3	Toluene	9.50	35.8		0.11	1.88	ug/m3
10061-02-6	t-1,3-Dichloropropene	11.0	49.9		0.14	2.27	ug/m3
10061-01-5	cis-1,3-Dichloropropene	10.7	48.6		0.090	2.27	ug/m3
79-00-5	1,1,2-Trichloroethane	9.30	50.7		0.22	2.73	ug/m3
124-48-1	Dibromochloromethane	10.1	86.0		0.26	4.26	ug/m3
106-93-4	1,2-Dibromoethane	9.50	73.0		0.23	3.84	ug/m3
127-18-4	Tetrachloroethene	8.70	59.0		0.14	0.20	ug/m3

Report of Analysis

Client:	EA Engineering Science & Technology	Date Collected:	
Project:	NYSDEC - National Heatset TO-15	Date Received:	
Client Sample ID:	VL0811ABS01	SDG No.:	M3157
Lab Sample ID:	VL0811ABS01	Matrix:	Air
Analytical Method:	TO-15	Test:	TO-15
Sample Wt/Vol:	400 Units: mL		

File ID/Qc Batch:	Dilution:	Prep Date	Date Analyzed	Prep Batch ID
VL037384.D	1		08/11/21 09:39	VL081121

CAS Number	Parameter	Conc. ppbv	Conc. ug/M3	Qualifier	MDL	LOQ / CRQL	Units
108-90-7	Chlorobenzene	8.90	41.0		0.14	2.30	ug/m3
100-41-4	Ethyl Benzene	9.20	40.0		0.13	2.17	ug/m3
179601-23-1	m/p-Xylene	18.1	78.6		0.26	4.34	ug/m3
95-47-6	o-Xylene	9.00	39.1		0.17	2.17	ug/m3
100-42-5	Styrene	10.0	42.6		0.13	2.13	ug/m3
75-25-2	Bromoform	10.7	111		0.41	5.17	ug/m3
79-34-5	1,1,2,2-Tetrachloroethane	8.70	59.7		0.14	0.21	ug/m3
95-49-8	2-Chlorotoluene	9.30	48.1		0.16	2.59	ug/m3
108-67-8	1,3,5-Trimethylbenzene	9.30	45.7		0.10	2.46	ug/m3
95-63-6	1,2,4-Trimethylbenzene	9.50	46.7		0.15	2.46	ug/m3
541-73-1	1,3-Dichlorobenzene	9.30	55.9		0.30	3.01	ug/m3
106-46-7	1,4-Dichlorobenzene	9.10	54.7		0.18	3.01	ug/m3
95-50-1	1,2-Dichlorobenzene	9.30	55.9		0.18	3.01	ug/m3
120-82-1	1,2,4-Trichlorobenzene	10.8	80.2		0.30	3.71	ug/m3
87-68-3	Hexachloro-1,3-Butadiene	8.50	90.7		0.53	5.33	ug/m3
106-99-0	1,3-Butadiene	8.80	19.5		0.11	1.11	ug/m3
91-20-3	Naphthalene	12.2	64.0		0.26	2.62	ug/m3
622-96-8	4-Ethyltoluene	9.40	46.2		0.15	2.46	ug/m3
110-54-3	Hexane	8.60	30.3		0.11	1.76	ug/m3
107-05-1	Allyl Chloride	9.40	29.4		0.16	1.57	ug/m3
123-91-1	1,4-Dioxane	9.20	33.2		0.86	1.80	ug/m3
80-62-6	Methyl Methacrylate	9.60	39.3		0.12	2.05	ug/m3
SURROGATES							
460-00-4	1-Bromo-4-Fluorobenzene	10.1			65 - 135	101%	SPK: 10
INTERNAL STANDARDS							
74-97-5	Bromochloromethane	1290000		5.66			
540-36-3	1,4-Difluorobenzene	3860000		7.17			
3114-55-4	Chlorobenzene-d5	3550000		12.08			

U = Not Detected
RL = Reporting Limit
MDL = Method Detection Limit

E = Value Exceeds Calibration Range

D = Dilution

J = Estimated Value
B = Analyte Found in Associated Method Blank
N = Presumptive Evidence of a Compound

* = Values outside of QC limits

Q = indicates LCS control criteria did not meet requirements

Report of Analysis

Client:	EA Engineering Science & Technology	Date Collected:	
Project:	NYSDEC - National Heatset TO-15	Date Received:	
Client Sample ID:	VL0812ABS01	SDG No.:	M3157
Lab Sample ID:	VL0812ABS01	Matrix:	Air
Analytical Method:	TO-15	Test:	TO-15
Sample Wt/Vol:	400 Units: mL		

File ID/Qc Batch:	Dilution:	Prep Date	Date Analyzed	Prep Batch ID
VL037418.D	1		08/12/21 17:18	VL081221

CAS Number	Parameter	Conc. ppbv	Conc. ug/M3	Qualifier	MDL	LOQ / CRQL	Units
TARGETS							
75-71-8	Dichlorodifluoromethane	9.10	45.0		0.35	2.47	ug/m3
74-87-3	Chloromethane	9.00	18.6		0.080	1.03	ug/m3
75-01-4	Vinyl Chloride	8.20	21.0		0.080	0.080	ug/m3
74-83-9	Bromomethane	8.00	31.1		0.16	1.94	ug/m3
75-00-3	Chloroethane	8.90	23.5		0.11	1.32	ug/m3
109-99-9	Tetrahydrofuran	9.60	28.3		0.12	1.47	ug/m3
75-69-4	Trichlorofluoromethane	8.90	50.0		0.22	2.81	ug/m3
76-13-1	1,1,2-Trichlorotrifluoroethane	9.40	72.0		0.31	3.83	ug/m3
76-14-2	Dichlorotetrafluoroethane	9.10	63.6		0.35	3.49	ug/m3
75-65-0	tert-Butyl alcohol	9.80	29.7		0.12	1.52	ug/m3
142-82-5	Heptane	9.40	38.5		0.12	2.05	ug/m3
75-35-4	1,1-Dichloroethene	9.50	37.7		0.20	1.98	ug/m3
67-64-1	Acetone	7.70	18.3		0.90	1.19	ug/m3
75-15-0	Carbon Disulfide	11.0	34.3		0.12	1.56	ug/m3
1634-04-4	Methyl tert-Butyl Ether	9.30	33.5		0.11	1.80	ug/m3
75-09-2	Methylene Chloride	8.10	28.1		1.46	1.74	ug/m3
156-60-5	trans-1,2-Dichloroethene	9.40	37.3		0.24	1.98	ug/m3
75-34-3	1,1-Dichloroethane	8.90	36.0		0.16	2.02	ug/m3
110-82-7	Cyclohexane	9.20	31.7		0.24	1.72	ug/m3
78-93-3	2-Butanone	8.60	25.4		0.090	1.47	ug/m3
56-23-5	Carbon Tetrachloride	9.30	58.5		0.13	0.19	ug/m3
156-59-2	cis-1,2-Dichloroethene	9.80	38.9		0.16	1.98	ug/m3
67-66-3	Chloroform	9.20	44.9		0.20	2.44	ug/m3
71-55-6	1,1,1-Trichloroethane	8.80	48.0		0.11	0.16	ug/m3
540-84-1	2,2,4-Trimethylpentane	9.30	43.4		0.14	2.34	ug/m3
71-43-2	Benzene	9.50	30.4		0.10	1.60	ug/m3
107-06-2	1,2-Dichloroethane	9.20	37.2		0.16	2.02	ug/m3
79-01-6	Trichloroethene	8.40	45.1		0.11	0.16	ug/m3
78-87-5	1,2-Dichloropropane	9.40	43.4		0.18	2.31	ug/m3
75-27-4	Bromodichloromethane	9.80	65.7		0.20	3.35	ug/m3
108-10-1	4-Methyl-2-Pentanone	10.1	41.4		0.12	2.05	ug/m3
108-88-3	Toluene	9.60	36.2		0.11	1.88	ug/m3
10061-02-6	t-1,3-Dichloropropene	9.10	41.3		0.14	2.27	ug/m3
10061-01-5	cis-1,3-Dichloropropene	8.70	39.5		0.090	2.27	ug/m3
79-00-5	1,1,2-Trichloroethane	9.20	50.2		0.22	2.73	ug/m3
124-48-1	Dibromochloromethane	10.4	88.6		0.26	4.26	ug/m3
106-93-4	1,2-Dibromoethane	9.50	73.0		0.23	3.84	ug/m3
127-18-4	Tetrachloroethene	8.30	56.3		0.14	0.20	ug/m3

Report of Analysis

Client:	EA Engineering Science & Technology	Date Collected:	
Project:	NYSDEC - National Heatset TO-15	Date Received:	
Client Sample ID:	VL0812ABS01	SDG No.:	M3157
Lab Sample ID:	VL0812ABS01	Matrix:	Air
Analytical Method:	TO-15	Test:	TO-15
Sample Wt/Vol:	400 Units: mL		

File ID/Qc Batch:	Dilution:	Prep Date	Date Analyzed	Prep Batch ID
VL037418.D	1		08/12/21 17:18	VL081221

CAS Number	Parameter	Conc. ppbv	Conc. ug/M3	Qualifier	MDL	LOQ / CRQL	Units
108-90-7	Chlorobenzene	8.80	40.5		0.14	2.30	ug/m3
100-41-4	Ethyl Benzene	9.30	40.4		0.13	2.17	ug/m3
179601-23-1	m/p-Xylene	17.9	77.8		0.26	4.34	ug/m3
95-47-6	o-Xylene	8.70	37.8		0.17	2.17	ug/m3
100-42-5	Styrene	9.70	41.3		0.13	2.13	ug/m3
75-25-2	Bromoform	10.3	107		0.41	5.17	ug/m3
79-34-5	1,1,2,2-Tetrachloroethane	8.50	58.4		0.14	0.21	ug/m3
95-49-8	2-Chlorotoluene	9.10	47.1		0.16	2.59	ug/m3
108-67-8	1,3,5-Trimethylbenzene	8.70	42.8		0.10	2.46	ug/m3
95-63-6	1,2,4-Trimethylbenzene	9.00	44.3		0.15	2.46	ug/m3
541-73-1	1,3-Dichlorobenzene	8.70	52.3		0.30	3.01	ug/m3
106-46-7	1,4-Dichlorobenzene	8.50	51.1		0.18	3.01	ug/m3
95-50-1	1,2-Dichlorobenzene	8.70	52.3		0.18	3.01	ug/m3
120-82-1	1,2,4-Trichlorobenzene	10.7	79.4		0.30	3.71	ug/m3
87-68-3	Hexachloro-1,3-Butadiene	8.20	87.5		0.53	5.33	ug/m3
106-99-0	1,3-Butadiene	8.90	19.7		0.11	1.11	ug/m3
91-20-3	Naphthalene	12.2	64.0		0.26	2.62	ug/m3
622-96-8	4-Ethyltoluene	9.20	45.2		0.15	2.46	ug/m3
110-54-3	Hexane	8.90	31.4		0.11	1.76	ug/m3
107-05-1	Allyl Chloride	9.20	28.8		0.16	1.57	ug/m3
123-91-1	1,4-Dioxane	8.30	29.9		0.86	1.80	ug/m3
80-62-6	Methyl Methacrylate	9.90	40.5		0.12	2.05	ug/m3
SURROGATES							
460-00-4	1-Bromo-4-Fluorobenzene	10.1			65 - 135	101%	SPK: 10
INTERNAL STANDARDS							
74-97-5	Bromochloromethane	1360000		5.67			
540-36-3	1,4-Difluorobenzene	4070000		7.18			
3114-55-4	Chlorobenzene-d5	3750000		12.09			

U = Not Detected
RL = Reporting Limit
MDL = Method Detection Limit

E = Value Exceeds Calibration Range

D = Dilution

J = Estimated Value
B = Analyte Found in Associated Method Blank
N = Presumptive Evidence of a Compound

* = Values outside of QC limits

Q = indicates LCS control criteria did not meet requirements

CALIBRATION SUMMARY

Response Factor Report Instrumen

Method Path : Z:\VOASRV\HPCHEM1\MSVOA_L\METHODS\
Method File : VL081121AIR.M
Title : AIR ANALYSIS BY METHOD TO-15 Instrument: MSVOA_LWed Aug 11 09:01:07 2021
Last Update : Wed Aug 11 09:01:07 2021
Response Via : Initial Calibration

Calibration Files
0.03=VL037380.D 0.1 =VL037379.D 0.5 =VL037378.D 1 =VL037377.D 2 =VL037376.D 10 =VL037375.D 15 =VL037381.D

		Compound	0.03	0.1	0.5	1	2	10	15	Avg	%RSD
1)	I	Bromochloromethane	----------ISTD----------								
2)	T	Dichlorodifluo...			2.244	2.270	1.359	1.326	1.838	1.808	25.32
3)		Chlorodifluoro...			2.126	2.007	1.908	1.654	1.601	1.859	12.16
4)		Chloromethane			0.764	0.770	0.684	0.605	0.601	0.685	11.96
5)	T	Vinyl Chloride	0.884	0.692	0.692	0.691	0.686	0.637	0.616	0.700	12.45
6)	T	Bromomethane			0.430	0.418	0.386	0.342	0.342	0.383	10.78
7)		Chloroethane			0.283	0.251	0.239	0.209	0.216	0.240	12.31
8)	T	Dichlorotetraf...			1.717	1.720	1.588	1.449	1.412	1.577	9.18
9)	T	Propene			0.759	0.681	0.619	0.564	0.542	0.633	13.94
10)	T	Heptane			1.520	1.560	1.536	1.456	1.415	1.497	4.00
11)	T	Trichlorofluor...			1.655	1.670	1.517	1.383	1.373	1.520	9.38
12)	T	1,1,2-Trichlor...			1.215	1.154	1.117	0.952	0.969	1.082	10.73
13)		Ethanol			0.087	0.083	0.074	0.073	0.064	0.076	11.87
14)	T	Bromoethene			0.547	0.507	0.496	0.465	0.458	0.495	7.22
15)	T	Acetone			1.063	1.124	1.055	0.765	0.757	0.953	18.59
16)	T	1,3-Butadiene			0.740	0.710	0.688	0.613	0.596	0.669	9.34
17)		tert-Butyl alc...			0.908	0.896	0.828	0.847	0.782	0.852	6.04
18)	T	1,1-Dichloroet...			0.537	0.511	0.510	0.442	0.451	0.490	8.49
19)	T	Isopropyl Alcohol			0.645	0.562	0.541	0.514	0.481	0.549	11.30
20)	T	Methylene Chlo...			0.654	0.608	0.513	0.400	0.411	0.517	22.08
21)	T	Allyl Chloride			0.842	0.751	0.708	0.719	0.717	0.747	7.37
22)	T	trans-1,2-Dich...			0.488	0.498	0.472	0.435	0.422	0.463	7.14
23)	T	Vinyl Acetate			1.424	1.571	1.655	1.508	1.499	1.531	5.65
24)	T	1,1-Dichloroet...			1.255	1.282	1.270	1.129	1.086	1.204	7.49
25)	T	Ethyl Acetate			2.686	2.514	2.471	2.284	2.242	2.439	7.39
26)	T	Hexane			1.383	1.347	1.297	1.074	1.075	1.235	12.15
27)	T	Carbon Disulfide			0.946	1.030	1.048	1.070	1.082	1.035	5.19
28)	T	Methyl tert-Bu...			1.335	1.390	1.396	1.259	1.216	1.319	6.03
29)	T	Chloroform			1.988	1.889	1.788	1.612	1.580	1.771	9.90
30)	T	Cyclohexane			1.149	1.076	1.039	0.940	0.909	1.023	9.62
31)	T	cis-1,2-Dichlo...			1.163	1.145	1.133	1.053	1.040	1.107	5.10
32)	T	1,1,1-Trichlor...	2.008	1.737	1.727	1.729	1.705	1.568	1.548	1.717	8.78
33)	I	1,4-Difluorobenzene	----------ISTD----------								
34)	T	2-Butanone			0.424	0.422	0.407	0.324	0.323	0.380	13.70
35)	T	Carbon Tetrach...	0.629	0.510	0.560	0.557	0.574	0.541	0.533	0.558	6.78
36)	T	Benzene			0.823	0.816	0.851	0.754	0.724	0.794	6.63
37)	T	1,2-Dichloroet...			0.429	0.419	0.417	0.385	0.380	0.406	5.39
38)	T	Trichloroethene	0.455	0.308	0.331	0.347	0.342	0.296	0.285	0.338	16.80
39)	T	1,2-Dichloropr...			0.263	0.312	0.313	0.285	0.278	0.290	7.60

Method Path : Z:\VOASRV\HPCHEM1\MSVOA_L\METHODS\
Method File : VL081121AIR.M

40)	T	1,4-Dioxane		0.095	0.087	0.075	0.069	0.061	0.077	17.29
41)	T	Tetrahydrofuran		0.185	0.185	0.185	0.170	0.168	0.179	4.98
42)	T	Bromodichlorom...		0.563	0.587	0.600	0.562	0.557	0.574	3.29
43)		Methyl Methacr...		0.279	0.288	0.275	0.273	0.266	0.276	2.92
44)	T	2,2,4-Trimethy...		1.340	1.436	1.424	1.248	1.170	1.324	8.65
45)	T	t-1,3-Dichloro...		0.166	0.186	0.205	0.239	0.241	0.207	15.71
46)	T	cis-1,3-Dichlo...		0.243	0.268	0.289	0.303	0.299	0.280	8.84
47)	T	1,1,2-Trichlor...		0.341	0.353	0.334	0.309	0.298	0.327	6.89
48)	T	Dibromochlorom...		0.425	0.499	0.505	0.498	0.485	0.482	6.82
49)	T	Bromoform		0.320	0.370	0.388	0.400	0.417	0.379	9.85
50)	T	4-Methyl-2-Pen...		0.484	0.521	0.511	0.490	0.476	0.496	3.84
51)	T	2-Hexanone		0.189	0.215	0.241	0.226	0.228	0.220	8.85
52)	T	Tetrachloroethene	0.393 0.365	0.322	0.324	0.311	0.281	0.269	0.323	13.49
53)	T	Toluene		0.931	0.948	0.979	0.891	0.852	0.920	5.40
54)	T	1,2-Dibromoethane		0.471	0.462	0.490	0.453	0.438	0.463	4.20
55)	I	Chlorobenzene-d5	----------ISTD----------							
56)		1,1,1,2-Tetrac...		0.404	0.398	0.397	0.369	0.364	0.387	4.80
57)	T	Chlorobenzene		0.852	0.823	0.791	0.712	0.681	0.772	9.44
58)	T	Ethyl Benzene		1.386	1.409	1.377	1.286	1.217	1.335	6.06
59)	T	m/p-Xylene		1.248	1.217	1.198	1.069	1.014	1.149	8.86
60)	T	o-Xylene		1.130	1.155	1.098	0.993	0.951	1.065	8.35
61)	T	Styrene		0.501	0.537	0.592	0.559	0.571	0.552	6.32
62)		Isopropylbenzene		1.589	1.610	1.564	1.402	1.339	1.501	8.14
63)	T	1,1,2,2-Tetrac...	1.021 0.830	0.835	0.778	0.791	0.715	0.670	0.806	13.89
64)		n-propylbenzene		0.383	0.405	0.393	0.363	0.360	0.381	5.02
65)		tert-Butylbenzene		1.473	1.457	1.449	1.239	1.151	1.354	10.97
66)	T	Benzyl Chloride		0.048	0.049	0.056	0.065	0.069	0.057	16.48
67)		sec-Butylbenzene		2.013	1.929	2.007	1.742	1.612	1.861	9.51
68)	S	1-Bromo-4-Fluo...	0.747 0.733	0.753	0.737	0.699	0.762	0.790	0.746	3.74
69)		p-Isopropyltol...		1.522	1.530	1.662	1.446	1.354	1.503	7.58
70)		n-Butylbenzene		1.342	1.427	1.552	1.409	1.330	1.412	6.27
71)		2-Chlorotoluene		1.128	1.151	1.151	1.027	1.021	1.096	6.02
72)	T	4-Ethyltoluene		1.271	1.247	1.327	1.208	1.177	1.246	4.64
73)	T	1,3,5-Trimethy...		1.204	1.211	1.219	1.090	1.055	1.156	6.67
74)	T	1,2,4-Trimethy...		1.203	1.188	1.291	1.130	1.057	1.174	7.42
75)	T	1,3-Dichlorobe...		0.767	0.724	0.730	0.690	0.656	0.713	5.89
76)	T	1,4-Dichlorobe...		0.725	0.722	0.751	0.658	0.645	0.700	6.60
77)	T	1,2-Dichlorobe...		0.716	0.703	0.741	0.652	0.625	0.687	6.91
78)	T	Hexachloro-1,3...		0.626	0.605	0.599	0.472	0.453	0.551	14.78
79)	T	Naphthalene		0.452	0.489	0.624	0.812	0.820	0.639	27.11
80)	T	Naphthalene,2-...		0.057	0.052	0.124	0.149	0.247	0.126	63.46
81)	T	1,2,4-Trichlor...		0.390	0.366	0.456	0.493	0.487	0.438	13.14

(#) = Out of Range

Response Factor Report Instrumen

Method Path : Z:\VOASRV\HPCHEM1\MSVOA_L\METHODS\
Method File : VL081221AIR.M
Title : AIR ANALYSIS BY METHOD TO-15 Instrument: MSVOA_LFri Aug 13 01:37:35 2021
Last Update : Fri Aug 13 01:37:35 2021
Response Via : Initial Calibration

Calibration Files
0.03=VL037414.D 0.1 =VL037413.D 0.5 =VL037412.D 1 =VL037411.D 2 =VL037410.D 10 =VL037409.D 15 =VL037415.D

		Compound	0.03	0.1	0.5	1	2	10	15	Avg	%RSD
1)	I	Bromochloromethane	----------ISTD----------								
2)	T	Dichlorodifluo...			2.002	1.818	1.467	1.237	1.116	1.528	24.64
3)		Chlorodifluoro...			2.187	2.142	2.034	1.726	1.729	1.964	11.33
4)		Chloromethane			0.737	0.787	0.747	0.621	0.637	0.706	10.36
5)	T	Vinyl Chloride	1.169	0.786	0.679	0.758	0.706	0.657	0.689	0.778	22.94
6)	T	Bromomethane			0.422	0.442	0.408	0.370	0.374	0.403	7.69
7)		Chloroethane			0.269	0.259	0.273	0.238	0.245	0.257	5.89
8)	T	Dichlorotetraf...			1.882	1.903	1.704	1.543	1.494	1.705	11.01
9)	T	Propene			0.740	0.708	0.691	0.593	0.565	0.659	11.54
10)	T	Heptane			1.627	1.610	1.734	1.526	1.521	1.604	5.43
11)	T	Trichlorofluor...			1.798	1.827	1.647	1.479	1.515	1.653	9.59
12)	T	1,1,2-Trichlor...			1.204	1.223	1.163	1.101	1.099	1.158	4.93
13)		Ethanol			0.088	0.070	0.069	0.062	0.062	0.070	15.32
14)	T	Bromoethene			0.517	0.520	0.540	0.497	0.502	0.515	3.25
15)	T	Acetone			1.166	1.144	1.303	0.822	0.868	1.061	19.48
16)	T	1,3-Butadiene			0.737	0.768	0.735	0.650	0.669	0.712	6.99
17)		tert-Butyl alc...			1.084	1.133	0.972	0.976	0.897	1.012	9.37
18)	T	1,1-Dichloroet...			0.586	0.552	0.558	0.493	0.499	0.538	7.44
19)	T	Isopropyl Alcohol			0.664	0.701	0.629	0.568	0.524	0.617	11.55
20)	T	Methylene Chlo...			0.668	0.607	0.632	0.450	0.447	0.561	18.73
21)	T	Allyl Chloride			0.822	0.886	0.892	0.763	0.791	0.831	6.85
22)	T	trans-1,2-Dich...			0.566	0.494	0.489	0.476	0.496	0.504	7.02
23)	T	Vinyl Acetate			1.433	1.762	1.765	1.556	1.621	1.627	8.70
24)	T	1,1-Dichloroet...			1.333	1.395	1.281	1.161	1.149	1.264	8.49
25)	T	Ethyl Acetate			2.498	2.711	2.668	2.375	2.385	2.527	6.20
26)	T	Hexane			1.475	1.352	1.380	1.161	1.154	1.304	10.86
27)	T	Carbon Disulfide			0.865	1.173	1.097	1.174	1.189	1.100	12.36
28)	T	Methyl tert-Bu...			1.313	1.552	1.475	1.322	1.317	1.396	7.94
29)	T	Chloroform			1.981	1.884	1.881	1.712	1.723	1.836	6.30
30)	T	Cyclohexane			1.081	1.166	1.137	0.984	1.002	1.074	7.47
31)	T	cis-1,2-Dichlo...			1.092	1.136	1.172	1.101	1.137	1.127	2.83
32)	T	1,1,1-Trichlor...	2.277	1.997	1.715	1.816	1.825	1.656	1.686	1.853	11.84
33)	I	1,4-Difluorobenzene	----------ISTD----------								
34)	T	2-Butanone			0.467	0.412	0.456	0.371	0.358	0.413	11.90
35)	T	Carbon Tetrach...	0.754	0.609	0.569	0.596	0.628	0.571	0.589	0.617	10.37
36)	T	Benzene			0.866	0.877	0.902	0.776	0.795	0.843	6.49
37)	T	1,2-Dichloroet...			0.446	0.421	0.463	0.405	0.416	0.430	5.47
38)	T	Trichloroethene	0.501	0.420	0.354	0.349	0.349	0.313	0.319	0.372	17.93
39)	T	1,2-Dichloropr...			0.344	0.327	0.337	0.296	0.302	0.321	6.61

Method Path : Z:\VOASRV\HPCHEM1\MSVOA_L\METHODS\
Method File : VL081221AIR.M

40)	T	1,4-Dioxane		0.077	0.088	0.089	0.068	0.069	0.078	12.76
41)	T	Tetrahydrofuran		0.181	0.196	0.208	0.175	0.189	0.190	6.84
42)	T	Bromodichlorom...		0.559	0.597	0.665	0.592	0.600	0.603	6.41
43)		Methyl Methacr...		0.272	0.269	0.307	0.287	0.294	0.286	5.55
44)	T	2,2,4-Trimethy...		1.426	1.507	1.544	1.294	1.277	1.410	8.59
45)	T	t-1,3-Dichloro...		0.171	0.175	0.208	0.246	0.262	0.212	19.22
46)	T	cis-1,3-Dichlo...		0.254	0.265	0.318	0.320	0.326	0.296	11.53
47)	T	1,1,2-Trichlor...		0.368	0.355	0.367	0.319	0.328	0.347	6.48
48)	T	Dibromochlorom...		0.442	0.466	0.543	0.525	0.530	0.501	8.87
49)	T	Bromoform		0.299	0.353	0.416	0.419	0.410	0.380	13.79
50)	T	4-Methyl-2-Pen...		0.496	0.517	0.562	0.502	0.520	0.519	4.96
51)	T	2-Hexanone		0.230	0.229	0.267	0.242	0.254	0.244	6.62
52)	T	Tetrachloroethene	0.459 0.416	0.340	0.341	0.347	0.292	0.292	0.355	17.40
53)	T	Toluene		0.960	0.985	1.025	0.917	0.926	0.963	4.58
54)	T	1,2-Dibromoethane		0.471	0.460	0.502	0.458	0.472	0.473	3.76
55)	I	Chlorobenzene-d5	----------ISTD----------							
56)		1,1,1,2-Tetrac...		0.375	0.422	0.420	0.401	0.371	0.398	6.09
57)	T	Chlorobenzene		0.884	0.870	0.831	0.750	0.716	0.810	9.12
58)	T	Ethyl Benzene		1.296	1.413	1.457	1.360	1.256	1.357	6.09
59)	T	m/p-Xylene		1.223	1.283	1.253	1.140	1.060	1.192	7.64
60)	T	o-Xylene		1.181	1.164	1.173	1.040	0.976	1.107	8.44
61)	T	Styrene		0.505	0.534	0.594	0.596	0.567	0.559	7.02
62)		Isopropylbenzene		1.673	1.684	1.666	1.456	1.436	1.583	7.91
63)	T	1,1,2,2-Tetrac...	0.910 0.936	0.851	0.856	0.829	0.749	0.714	0.835	9.62
64)		n-propylbenzene		0.417	0.422	0.413	0.382	0.358	0.398	6.84
65)		tert-Butylbenzene		1.494	1.559	1.533	1.333	1.219	1.428	10.22
66)	T	Benzyl Chloride		0.053	0.054	0.061	0.078	0.081	0.065	20.28
67)		sec-Butylbenzene		1.999	2.070	2.117	1.835	1.693	1.943	9.05
68)	S	1-Bromo-4-Fluo...	0.704 0.749	0.705	0.689	0.710	0.746	0.719	0.717	3.14
69)		p-Isopropyltol...		1.517	1.722	1.726	1.555	1.451	1.594	7.79
70)		n-Butylbenzene		1.369	1.529	1.580	1.498	1.434	1.482	5.56
71)		2-Chlorotoluene		1.153	1.180	1.156	1.090	1.020	1.120	5.78
72)	T	4-Ethyltoluene		1.230	1.334	1.336	1.256	1.269	1.285	3.72
73)	T	1,3,5-Trimethy...		1.279	1.320	1.233	1.155	1.087	1.215	7.73
74)	T	1,2,4-Trimethy...		1.283	1.263	1.330	1.216	1.127	1.244	6.19
75)	T	1,3-Dichlorobe...		0.792	0.807	0.774	0.737	0.696	0.761	5.90
76)	T	1,4-Dichlorobe...		0.809	0.768	0.791	0.703	0.702	0.755	6.61
77)	T	1,2-Dichlorobe...		0.765	0.768	0.757	0.699	0.673	0.732	5.95
78)	T	Hexachloro-1,3...		0.681	0.657	0.616	0.514	0.499	0.593	13.99
79)	T	Naphthalene		0.444	0.517	0.627	0.875	0.917	0.676	31.31
80)	T	Naphthalene,2-...		0.057	0.062	0.082	0.238	0.275	0.143	73.32
81)	T	1,2,4-Trichlor...		0.376	0.399	0.446	0.538	0.537	0.459	16.47

(#) = Out of Range

SHIPPING DOCUMENTS

CHEMTECH

284 Sheffield Street, Mountainside, New Jersey 07092 Phone : 908 789 8900 Fax : 908 789 89

CHEMTECH Project No. : M3157

Client Contact Information	Bottle Order ID : **B2107022**	Courier :	1 of 1 COCs
Client ID : **EAEN05** Project ID :	**NYSDEC - National Heatset TO-15**	Sampler Name(s) : D. Howe	Analysis / Matrix
Customer Name : **EA Engineering Science & Technology**	Project Manager **EMILY CUMMINGS**	AIR ANALYSIS CHAIN-OF-CUSTODY	
Address : **269 W. Jefferson Street**	Phone Number : **315-431-4610**		
	Fax Number : **3154314280**		
	Site Details:	Batch Certified	
City : **Syracuse**			
State : **NY**	Analysis Turnaround Time		
Zip Code : **13202**	Standard : **10 business days** **OR**	Data Package Type : NYS Equis	
Country : United States	Rush (Specify): _____ **Days**	EDD Type : Equis 4-File	

Sample Identification	Sample Date(s)	Time Start (24 hr Clock)	Time Stop (24 hr Clock)	Can Vacuum in Field ("Hg) (Start)	Can Vacuum in Field ("Hg) (Stop)**	Interior Temp. (F) (Start)	Interior Temp. (F) (Stop)	Out going Can Pressure ("Hg)(Lab)	In coming Can Pressure ("Hg)(Lab)	Flow Reg. ID	Can ID		Flow Controller Readout	Can Cert ID	TO-15				Indoor/Ambinet Air	Soil Gas	System Process Air	
SVE Effluent	7/21/21	0844	1218	30	6	85	85	-30	5.5	10700	10588	6 L	25	VL037270.D	X						X	

Temperature (Fahrenheit)	Ambient	Maximum	Minimum	
Start	74			
Stop	83			

GC/MS Analyst Signature (TO-15)

Pressure (Inches of Hg)	Ambient	Maximum	Minimum	
Start	29.87			
Stop	29.88			

** Submittal of this COC indicates approval of the analysis based on existing conditio

Please follow the instructions on the back of this CO

Special Instructions/QC Requirements & Comments :

Suspected Contamination: High Medium (Low) PID Readings:

Sampling site (State):

Quick Connector required : NR

Canisters Shiped by:	Date/Time: 7/22/21	Canisters Received by:	Date/Time: 7.22.21 12:17	B2107022 - 6
Samples Relinquished by:	Date/Time:	Received by:	Date/Time:	
Relinquished by:	Date/Time:	Received by:	Date/Time:	

CHEMTECH

284 Sheffield Street, Mountainside, New Jersey 07092 Phone : 908 789 8900 Fax : 908 789 89

CHEMTECH Project No. : M3157

Client Contact Information	Bottle Order ID : **B2107022**	Courier :	1 of 1 COCs
Client ID : **EAEN05** Project ID :	**NYSDEC - National Heatset TO-15**	Sampler Name(s) : D. Howe	Analysis / Matrix
Customer Name : **EA Engineering Science & Technology**	Project Manager **EMILY CUMMINGS**	AIR ANALYSIS CHAIN-OF-CUSTODY	
Address : **269 W. Jefferson Street**	Phone Number : **315-431-4610**		
	Fax Number : **3154314280**		
	Site Details:	Batch Certified	
City : **Syracuse**			
State : **NY**	Analysis Turnaround Time		
Zip Code : **13202**	Standard : **10 business days** **OR**	Data Package Type : NYS Equis	
Country : United States	Rush (Specify): _____ **Days**	EDD Type : Equis 4-File	

Sample Identification	Sample Date(s)	Time Start (24 hr Clock)	Time Stop (24 hr Clock)	Can Vacuum in Field ("Hg) (Start)	Can Vacuum in Field ("Hg) (Stop)**	Interior Temp. (F) (Start)	Interior Temp. (F) (Stop)	Out going Can Pressure ("Hg)(Lab)	In coming Can Pressure ("Hg)(Lab)	Flow Reg. ID	Can ID		Flow Controller Readout	Can Cert ID	TO-15				Indoor/Ambinet Air	Soil Gas	System Process Air	
DPC 2 Influent #1	7/21/21	0826	1119	27	5.5	86	86	-30	4.6	10644	10279	6 L	25	VL037222.D	X						X	

Temperature (Fahrenheit)	Ambient	Maximum	Minimum	
Start	74			
Stop	81			

GC/MS Analyst Signature (TO-15)

Pressure (Inches of Hg)	Ambient	Maximum	Minimum	
Start	29.87			
Stop	29.88			

** Submittal of this COC indicates approval of the analysis based on existing conditio

Please follow the instructions on the back of this CO

Special Instructions/QC Requirements & Comments :

Suspected Contamination: High Medium (Low) PID Readings:

Sampling site (State):

Quick Connector required : NO

Canisters Shiped by: JC	Date/Time: 7/22/21	Canisters Received by: CD	Date/Time: 7-22-21 12:17	B2107022 - 2
Samples Relinquished by:	Date/Time:	Received by:	Date/Time:	
Relinquished by:	Date/Time:	Received by:	Date/Time:	

CHEMTECH

284 Sheffield Street, Mountainside, New Jersey 07092 Phone : 908 789 8900 Fax : 908 789 89

CHEMTECH Project No. : M3157

Client Contact Information		Bottle Order ID : **B2107022**		Courier :	1 of 1 COCs
Client ID : **EAEN05**	Project ID : **NYSDEC - National Heatset TO-15**			Sampler Name(s) : D. Howe	Analysis / Matrix
Customer Name : **EA Engineering Science & Technology**		Project Manager **EMILY CUMMINGS**		AIR ANALYSIS CHAIN-OF-CUSTODY	
Address : **269 W. Jefferson Street**		Phone Number : **315-431-4610**			
		Fax Number : **3154314280**			
		Site Details:		Batch Certified	
City : **Syracuse**					
State : **NY**		Analysis Turnaround Time			
Zip Code : **13202**		Standard : **10 business days** **OR**		Data Package Type : NYS Equis	
Country : United States		Rush (Specify): _____ **Days**		EDD Type : Equis 4-File	

Sample Identification	Sample Date(s)	Time Start (24 hr Clock)	Time Stop (24 hr Clock)	Can Vacuum in Field ("Hg) (Start)	Can Vacuum in Field ("Hg) (Stop)**	Interior Temp. (F) (Start)	Interior Temp. (F) (Stop)	Out going Can Pressure ("Hg)(Lab)	In coming Can Pressure ("Hg)(Lab)	Flow Reg. ID	Can ID		Flow Controller Readout	Can Cert ID	TO-15				Indoor/Ambinet Air	Soil Gas	System Process Air	
DDC 2 Influent #2	7/21/21	0826	1318	30	8.5	86	86	-30	-7.1	10714	10295	6 L	25	VL037222.D	X						X	

Temperature (Fahrenheit)	Ambient	Maximum	Minimum	
Start	74			
Stop	83			

GC/MS Analyst Signature (TO-15)

Pressure (Inches of Hg)	Ambient	Maximum	Minimum	
Start	29.87			
Stop	29.87			

** Submittal of this COC indicates approval of the analysis based on existing conditio

Please follow the instructions on the back of this CO

Special Instructions/QC Requirements & Comments :

Suspected Contamination: High Medium (Low)

PID Readings:

Sampling site (State):

Quick Connector required : NO

Canisters Shiped by:	Date/Time: 7/12/21	Canisters Received by: CP	Date/Time: 7-22-21 12:17	B2107022 - 3
Samples Relinquished by:	Date/Time:	Received by:	Date/Time:	
Relinquished by:	Date/Time:	Received by:	Date/Time:	

CHEMTECH

284 Sheffield Street, Mountainside, New Jersey 07092 Phone : 908 789 8900 Fax : 908 789 89

CHEMTECH Project No. : M3157

Client Contact Information	Bottle Order ID : **B2107022**	Courier :	1 of 1 COCs
Client ID : **EAEN05** Project ID :	**NYSDEC - National Heatset TO-15**	Sampler Name(s) : D. Howe	Analysis / Matrix
Customer Name : **EA Engineering Science & Technology**	Project Manager **EMILY CUMMINGS**	AIR ANALYSIS CHAIN-OF-CUSTODY	
Address : **269 W. Jefferson Street**	Phone Number : **315-431-4610**		
	Fax Number : **3154314280**	Batch Certified	
	Site Details:		
City : **Syracuse**			
State : **NY**	Analysis Turnaround Time		
Zip Code : **13202**	Standard : **10 business days** **OR**	Data Package Type : NYS Equis	
Country : United States	Rush (Specify): _____ **Days**	EDD Type : Equis 4-File	

Sample Identification	Sample Date(s)	Time Start (24 hr Clock)	Time Stop (24 hr Clock)	Can Vacuum in Field ("Hg) (Start)	Can Vacuum in Field ("Hg) (Stop)**	Interior Temp. (F) (Start)	Interior Temp. (F) (Stop)	Out going Can Pressure ("Hg)(Lab)	In coming Can Pressure ("Hg)(Lab)	Flow Reg. ID	Can ID		Flow Controller Readout	Can Cert ID	TO-15				Indoor/Ambinet Air	Soil Gas	System Process Air	
offsite DDC Effluent	7/21/21	0750	1046	29	8	60	60	-30	-6.7	10517	10300	6 L	25	VL037270.D	X						X	

Temperature (Fahrenheit)	Ambient	Maximum	Minimum	
Start	72			
Stop	79			

GC/MS Analyst Signature (TO-15)

Pressure (Inches of Hg)	Ambient	Maximum	Minimum	
Start	29.86			
Stop	29.89			

** Submittal of this COC indicates approval of the analysis based on existing conditio

Please follow the instructions on the back of this CO

Special Instructions/QC Requirements & Comments :

Suspected Contamination: High Medium (Low) PID Readings:

Sampling site (State):

Quick Connector required : NO

Canisters Shiped by:	Date/Time: 7/12/21	Canisters Received by: CP	Date/Time: 7-22-21 12:17	B2107022 - 4
Samples Relinquished by:	Date/Time:	Received by:	Date/Time:	
Relinquished by:	Date/Time:	Received by:	Date/Time:	

CHEMTECH

284 Sheffield Street, Mountainside, New Jersey 07092 Phone : 908 789 8900 Fax : 908 789 89

CHEMTECH Project No. : m3157

Client Contact Information	Bottle Order ID : **B2107022**	Courier :	1 of 1 COCs
Client ID : **EAEN05** Project ID :	**NYSDEC - National Heatset TO-15**	Sampler Name(s) : D. Howe	Analysis / Matrix
Customer Name : **EA Engineering Science & Technology**	Project Manager **EMILY CUMMINGS**	AIR ANALYSIS CHAIN-OF-CUSTODY	
Address : **269 W. Jefferson Street**	Phone Number : **315-431-4610**		
	Fax Number : **3154314280**		
	Site Details:	Batch Certified	
City : **Syracuse**			
State : **NY**	Analysis Turnaround Time		
Zip Code : **13202**	Standard : **10 business days** **OR**	Data Package Type : NYS Equis	
Country : United States	Rush (Specify): _____ **Days**	EDD Type : Equis 4-File	

Sample Identification	Sample Date(s)	Time Start (24 hr Clock)	Time Stop (24 hr Clock)	Can Vacuum in Field ("Hg) (Start)	Can Vacuum in Field ("Hg) (Stop)**	Interior Temp. (F) (Start)	Interior Temp. (F) (Stop)	Out going Can Pressure ("Hg)(Lab)	In coming Can Pressure ("Hg)(Lab)	Flow Reg. ID	Can ID		Flow Controller Readout	Can Cert ID	TO-15	Indoor/Ambinet Air	Soil Gas	System Process Air
SVE Influent	7/21/21	0843	1217	28	3	85	85	-30	-35	10784	10439	6 L	25	VL037270.D	X			X

Temperature (Fahrenheit)	Ambient	Maximum	Minimum	
Start	74			
Stop	83			

GC/MS Analyst Signature (TO-15)

Pressure (Inches of Hg)	Ambient	Maximum	Minimum	
Start	29.87			
Stop	29.88			

** Submittal of this COC indicates approval of the analysis based on existing conditio

Please follow the instructions on the back of this CO

Special Instructions/QC Requirements & Comments :

Suspected Contamination: High Medium (Low)

PID Readings:

Sampling site (State):

Quick Connector required : NR

Canisters Shiped by:		Date/Time: 7/22/21	Canisters Received by: CR	Date/Time: 7-22-21 1217	B2107022 - 5
Samples Relinquished by:		Date/Time:	Received by:	Date/Time:	
Relinquished by:		Date/Time:	Received by:	Date/Time:	

CHEMTECH
284 Sheffield Street, Mountainside, New Jersey 07092 Phone : 908 789 8900 Fax : 908 789 89

CHEMTECH Project No. : M3157

Client Contact Information	Bottle Order ID : **B2107022**	Courier :	1 of 1 COCs
Client ID : **EAEN05** Project ID :	**NYSDEC - National Heatset TO-15**	Sampler Name(s) : D. Howe	Analysis / Matrix
Customer Name : **EA Engineering Science & Technology**	Project Manager **EMILY CUMMINGS**	AIR ANALYSIS CHAIN-OF-CUSTODY	
Address : **269 W. Jefferson Street**	Phone Number : **315-431-4610**		
	Fax Number : **3154314280**	Batch Certified	
	Site Details:		
City : **Syracuse**			
State : **NY**	Analysis Turnaround Time		
Zip Code : **13202**	Standard : **10 business days** **OR**	Data Package Type : NYS Equis	
Country : United States	Rush (Specify): _____ **Days**	EDD Type : Equis 4-File	

Sample Identification	Sample Date(s)	Time Start (24 hr Clock)	Time Stop (24 hr Clock)	Can Vacuum in Field ("Hg) (Start)	Can Vacuum in Field ("Hg) (Stop)**	Interior Temp. (F) (Start)	Interior Temp. (F) (Stop)	Out going Can Pressure ("Hg)(Lab)	In coming Can Pressure ("Hg)(Lab)	Flow Reg. ID	Can ID		Flow Controller Readout	Can Cert ID	TO-15				Indoor/Ambinet Air	Soil Gas	System Process Air	
offsite DUP Intermediate #2	7/21/21	0751	1045	30	1	60	60	-30	-2.2	10780	10595	6 L	25	VL037270.D	X						X	

Temperature (Fahrenheit)	Ambient	Maximum	Minimum	
Start	72			
Stop	79			

GC/MS Analyst Signature (TO-15): [signature]

Pressure (Inches of Hg)	Ambient	Maximum	Minimum	
Start	29.86			
Stop	29.89			

** Submittal of this COC indicates approval of the analysis based on existing conditio

Please follow the instructions on the back of this CO

Special Instructions/QC Requirements & Comments :

Suspected Contamination: High Medium (Low) PID Readings:

Sampling site (State):

Quick Connector required : NO

Canisters Shiped by:	Date/Time: 7/21/21	Canisters Received by: CR	Date/Time: 7-22-21 12:17	B2107022 - 7
Samples Relinquished by:	Date/Time:	Received by:	Date/Time:	
Relinquished by:	Date/Time:	Received by:	Date/Time:	

CHEMTECH
284 Sheffield Street, Mountainside, New Jersey 07092 Phone : 908 789 8900 Fax : 908 789 89

CHEMTECH Project No. : M3157

Client Contact Information	Bottle Order ID : **B2107022**	Courier :	1 of 1 COCs
Client ID : **EAEN05** Project ID :	**NYSDEC - National Heatset TO-15**	Sampler Name(s) : D. Howe	Analysis / Matrix
Customer Name : **EA Engineering Science & Technology**	Project Manager **EMILY CUMMINGS**	AIR ANALYSIS CHAIN-OF-CUSTODY	
Address : **269 W. Jefferson Street**	Phone Number : **315-431-4610**		
	Fax Number : **3154314280**	Batch Certified	
	Site Details:		
City : **Syracuse**			
State : **NY**	Analysis Turnaround Time		
Zip Code : **13202**	Standard : **10 business days** **OR**	Data Package Type : NYS Equis	
Country : United States	Rush (Specify): _____ **Days**	EDD Type : Equis 4-File	

Sample Identification	Sample Date(s)	Time Start (24 hr Clock)	Time Stop (24 hr Clock)	Can Vacuum in Field ("Hg) (Start)	Can Vacuum in Field ("Hg) (Stop)**	Interior Temp. (F) (Start)	Interior Temp. (F) (Stop)	Out going Can Pressure ("Hg)(Lab)	In coming Can Pressure ("Hg)(Lab)	Flow Reg. ID	Can ID		Flow Controller Readout	Can Cert ID	TO-15				Indoor/Ambinet Air	Soil Gas	System Process Air
DPC 2 Effluent	7/21/21	0827	1117	30	1.5	86	86	-30	-3.5	10704	10596	6 L	25	VL037222.D	X						X

Temperature (Fahrenheit)	Ambient	Maximum	Minimum	
Start	74			
Stop	81			

GC/MS Analyst Signature (TO-15): [signature]

Pressure (Inches of Hg)	Ambient	Maximum	Minimum	
Start	29.87			
Stop	29.88			

** Submittal of this COC indicates approval of the analysis based on existing conditio

Please follow the instructions on the back of this CO

Special Instructions/QC Requirements & Comments :

Suspected Contamination: High Medium (Low) PID Readings:

Sampling site (State):

Quick Connector required : NO

Canisters Shiped by: [signature]	Date/Time: 7/22/21	Canisters Received by: CD	Date/Time: 7-22-21 12:17	B2107022 - 8
Samples Relinquished by:	Date/Time:	Received by:	Date/Time:	
Relinquished by:	Date/Time:	Received by:	Date/Time:	

CHEMTECH

284 Sheffield Street, Mountainside, New Jersey 07092 Phone : 908 789 8900 Fax : 908 789 89

CHEMTECH Project No. : M3157

Client Contact Information	Bottle Order ID : **B2107022**	Courier :	1 of 1 COCs
Client ID : **EAEN05** Project ID :	**NYSDEC - National Heatset TO-15**	Sampler Name(s) : D. Howe	Analysis / Matrix
Customer Name : **EA Engineering Science & Technology**	Project Manager **EMILY CUMMINGS**	AIR ANALYSIS CHAIN-OF-CUSTODY	
Address : **269 W. Jefferson Street**	Phone Number : **315-431-4610**		
	Fax Number : **3154314280**	Batch Certified	
	Site Details:		
City : **Syracuse**			
State : **NY**	Analysis Turnaround Time		
Zip Code : **13202**	Standard : **10 business days** **OR**	Data Package Type : NYS Equis	
Country : United States	Rush (Specify): _____ **Days**	EDD Type : Equis 4-File	

Sample Identification	Sample Date(s)	Time Start (24 hr Clock)	Time Stop (24 hr Clock)	Can Vacuum in Field ("Hg) (Start)	Can Vacuum in Field ("Hg) (Stop)**	Interior Temp. (F) (Start)	Interior Temp. (F) (Stop)	Out going Can Pressure ("Hg)(Lab)	In coming Can Pressure ("Hg)(Lab)	Flow Reg. ID	Can ID		Flow Controller Readout	Can Cert ID	TO-15				Indoor/Ambient Air	Soil Gas	System Process Air
Offsite DDC Influent	7/21/21	0752	1044	4	0	60	60	-30	-2.7	10516	10598	6 L	25	VL037270.D	X						X

Temperature (Fahrenheit)	Ambient	Maximum	Minimum	
Start	72			
Stop	74			

GC/MS Analyst Signature (TO-15)

Pressure (Inches of Hg)	Ambient	Maximum	Minimum	
Start	29.86			
Stop	29.84			

** Submittal of this COC indicates approval of the analysis based on existing conditio

Please follow the instructions on the back of this CO

Special Instructions/QC Requirements & Comments :

Suspected Contamination: High Medium (Low) PID Readings:

Sampling site (State):

Quick Connector required : NO

Canisters Shiped by:	Date/Time: 7/12/21	Canisters Received by:	Date/Time: 7-22-21 12:17	B2107022 - 9
Samples Relinquished by:	Date/Time:	Received by:	Date/Time:	
Relinquished by:	Date/Time:	Received by:	Date/Time:	

M3157

6

6.1

CHEMTECH

284 Sheffield Street, Mountainside, New Jersey 07092 Phone : 908 789 8900 Fax : 908 789 89

CHEMTECH Project No. :

1 of 1 COCs

Client Contact Information	Bottle Order ID : **B2107022**	Courier :	Analysis / Matrix
Client ID : **EAEN05** Project ID :	**NYSDEC - National Heatset TO-15**	Sampler Name(s) : D. Howe	
Customer Name : **EA Engineering Science & Technology**	Project Manager **EMILY CUMMINGS**	AIR ANALYSIS CHAIN-OF-CUSTODY	
Address : **269 W. Jefferson Street**	Phone Number : **315-431-4610**		
	Fax Number : **3154314280**	Batch Certified	
City : **Syracuse**	Site Details:		
State : **NY**	Analysis Turnaround Time	Data Package Type : NYS Equis	
Zip Code : **13202**	Standard : **10 business days** **OR**	EDD Type : Equis 4-File	
Country : United States	Rush (Specify): _____ **Days**		

Sample Identification	Sample Date(s)	Time Start (24 hr Clock)	Time Stop (24 hr Clock)	Can Vacuum in Field ("Hg) (Start)	Can Vacuum in Field ("Hg) (Stop)**	Interior Temp. (F) (Start)	Interior Temp. (F) (Stop)	Out going Can Pressure ("Hg)(Lab)	In coming Can Pressure ("Hg)(Lab)	Flow Reg. ID	Can ID		Flow Controller Readout	Can Cert ID	TO-15			Indoor/Ambinet Air	Soil Gas	System Process Air
offsite DDC Intermediate #1	7/21/21	0751	1043	5	5	60	60	-30	-2.7	10519	10198	6 L	25	VL037270.D	X					X

Temperature (Fahrenheit)	Ambient	Maximum	Minimum	
Start	72			
Stop	79			

Pressure (Inches of Hg)	Ambient	Maximum	Minimum	
Start	29.86			
Stop	29.89			

GC/MS Analyst Signature (TO-15)

** Submittal of this COC indicates approval of the analysis based on existing conditio

Please follow the instructions on the back of this CO

Special Instructions/QC Requirements & Comments :

Suspected Contamination: High Medium (Low)

PID Readings:

Sampling site (State):

Quick Connector required : NO		Canisters Received by: AP	Date/Time: 7-22-21 12:17	B2107022 - 1
Canisters Shiped by:	Date/Time: 7/12/21	Received by:	Date/Time:	
Samples Relinquished by:	Date/Time:	Received by:	Date/Time:	
Relinquished by:	Date/Time:			

Shreena

From: Miller, Megan <mmiller@eaest.com>
Sent: Friday, July 23, 2021 11:37 AM
To: Samantha@chemtech.net
Cc: 'Jordan Hedvat'
Subject: RE: National Heatset Site Summa Cans

We would only resample if the results are way off from what they typically are. We do this quarterly, so I'd rather use this month's data for all of the samples, instead of having some from next month.

So yes, please analyze.

Thanks,

Megan

From: Samantha Beazley <Samantha@chemtech.net>
Sent: Friday, July 23, 2021 11:31 AM
To: Miller, Megan <mmiller@eaest.com>
Cc: 'Jordan Hedvat' <jordan@chemtech.net>
Subject: RE: National Heatset Site Summa Cans

Megan,

Should we go ahead and analyze the cans or do you plan on resampling?

Respectfully,

Samantha Beazley
Project Manager

CHEMTECH

284 Sheffield St. | Mountainside, NJ 07092
Direct: (908) 728-3148
samantha@chemtech.net | www.chemtech.net

Your Opinion Matters! Please Give Us Your Feedback

From: Miller, Megan <mmiller@eaest.com>
Sent: Friday, July 23, 2021 10:54 AM
To: Samantha@chemtech.net
Cc: 'Jordan Hedvat' <jordan@chemtech.net>
Subject: RE: National Heatset Site Summa Cans

We will definitely try to do that next time- usually we order them a week in advance to make sure we can order more in case there are issues.

From: Samantha Beazley <Samantha@chemtech.net>
Sent: Friday, July 23, 2021 10:48 AM

To: Miller, Megan <mmiller@eaest.com>
Cc: 'Jordan Hedvat' <jordan@chemtech.net>
Subject: RE: National Heatset Site Summa Cans

Megan,

The cans have been checked. What can contribute to problems is that the cans were prepped and shipped on 7/12. Samples were not collected until 9 days after prep. For the next sampling try and order the cans closer to the sampling date to minimize the amount of days the cans go unused.

Respectfully,

Samantha Beazley
Project Manager

CHEMTECH

284 Sheffield St. | Mountainside, NJ 07092
Direct: (908) 728-3148
samantha@chemtech.net | www.chemtech.net

Your Opinion Matters! Please Give Us Your Feedback

From: Miller, Megan <mmiller@eaest.com>
Sent: Friday, July 23, 2021 10:37 AM
To: Samantha@chemtech.net
Cc: 'Jordan Hedvat' <jordan@chemtech.net>
Subject: RE: National Heatset Site Summa Cans

Is there a chance that the regulators were reading wrong? Have those been checked?

From: Samantha Beazley <Samantha@chemtech.net>
Sent: Friday, July 23, 2021 9:16 AM
To: Miller, Megan <mmiller@eaest.com>
Cc: 'Jordan Hedvat' <jordan@chemtech.net>
Subject: RE: National Heatset Site Summa Cans

Good Morning,

Our lab check the incoming can pressure yesterday. The two cans (offsite DDC Influent, offsite DDC intermediate 1) that had little vacuum have sample to analyze. Would you like the lab to still analyze these samples? Please let me know.

Thanks

Respectfully,

Samantha Beazley
Project Manager

CHEMTECH

284 Sheffield St. | Mountainside, NJ 07092
Direct: (908) 728-3148
samantha@chemtech.net | www.chemtech.net

Your Opinion Matters! Please Give Us Your Feedback

From: Miller, Megan <mmiller@eaest.com>
Sent: Wednesday, July 21, 2021 11:07 AM
To: jordan@chemtech.net
Cc: Kite, Danny <dkite@eaest.com>; Howe, Donald <dhowe@eaest.com>
Subject: National Heatset Site Summa Cans

Hi Jordan,

Two of the Summa canisters that Danny Kite ordered for the National Heatset site did not have enough vacuum when they were started yesterday- both had 5 psi. The samples were associated with two other sample locations, for a total of four locations that will need to be re-sampled next month. These four locations need to be sampled at the same time to evaluate system operations. We will send back the four canisters with the note to not analyze the samples that were collected this week. Please verify that we will not be charged for the four new canisters. We will be sure to check the new cans upon receipt prior to going to the field to prevent this from happening again!

Thanks,

Megan Miller
Engineer

EA Science and Technology
269 W. Jefferson Street
Syracuse, New York 13202

mmiller@eaest.com
O: 315-565-6557 M: 716-680-2618

Laboratory Certification

Certified By	License No.
CAS EPA CLP Contract	68HERH20D0011
Connecticut	PH-0649
DOD ELAP (L-A-B)	L2219
Maine	2020021
Maryland	296
New Hampshire	255420
New Jersey	20012
New York	11376
Pennsylvania	68-00548
Soil Permit	P330-21-00137
Texas	T104704488-21-14

DEP-077
Rev. 3/04

New Jersey Department of Environmental Protection

Internal Chain of Custody

Instructions: Use 1 form for each 20 samples of aliquot

Laboratory Person Breaking Field Seal on Sample Shuttle & Accepting Responsibility for Sample

Laboratory: Chemtech
~~NAME~~:
Field Sample Seal No.: M3157
Case No.: NYSDEC - National Heatset

Location: 284 Sheffield Street, Mountainside,NJ 7092
Title: Sample Custodian
Date Broken: 7/22/2021
Military Time Seal Broken: 12:17:00
Analytical Parameter/Fraction: TO-15

Sample No.	Aliquot/Extract No.	Sample No.	Aliquot/Extract No.
M3157-01	DDC-2-~~INFLANT-1~~ influent-1	SB 7-23-21	
M3157-02	DDC-2-~~INFLANT-2~~ influent-2		
M3157-03	OFFSITE-DDC-EFFLUENT		
M3157-04	SVE-INFLUENT		
M3157-05	SVE-EFFLUENT		
M3157-06	OFFSITE-DDC-INTERMEC		
M3157-07	DDC-2-EFFLUENT		
M3157-09	OFFSITE-DDC-INFLUENT		
M3157-10	~~OFFITE~~-DDC-INTERMEDI		
	OFFSITE		

SB 8-13-21

Date	Time	Relinquished By	Received By	Purpose of Change of Custody
	12:10	Signature [signature]	Signature [signature]	AIR LAB
		Printed Name Cassanova Pena	Printed Name JCHALL	
		Signature	Signature	
		Printed Name	Printed Name	
		Signature	Signature	
		Printed Name	Printed Name	
		Signature	Signature	
		Printed Name	Printed Name	
		Signature	Signature	
		Printed Name	Printed Name	
		Signature	Signature	
		Printed Name	Printed Name	
		Signature	Signature	
		Printed Name	Printed Name	
		Signature	Signature	
		Printed Name	Printed Name	

Distribution: White - Original (Sent With Report) Yellow - Contractor Archive Pink - Sample Custodian - Interim Copy

CHEMTECH 284 Sheffield Street Mountainside, NJ 07092

AIR SAMPLE PRESSURE & DILUTION LOGBOOK

Analyst Signature: _____ Supervisor Signature: _____

METHOD: TO-15 Pressure Gauge ID: AZ-55971

Date	Sample Number	Canister #	Initial Pressure psia	Initial Pressure Hg	Final Pressure psia	Final Pressure Hg	Dilution Factor	Comment
06/22/21	M2807-01	10158	8.0	-13.7				SY
↓	M2807-02	10283	7.8	-14.1				↓
↓	M2807-03	10321	9.0	-11.6				↓
6/23/21	M2797-01	10724	1.0		10.0		10x	SY
↓	M2797-02	10460	1.0		10.0		↓	↓
↓	M2797-03	10132	1.0		10.0		↓	↓
06/25/21	M2887-01	10732	9.8	-10.0				SY
↓	M2887-02	10799	8.8	-12.0				↓
↓	M2887-03	10044	10.2	-9.2				↓
↓	M2887-04	10045	9.4	-10.8				↓
↓	M2887-05	10428	8.4	-12.9				↓
07/01/21	M2911-01	10060	13.2	-3.1				SY
7/21/21	M3121-01	10285	13.2	-3.1				JL
↓	M3121-02	10244	13.4	-2.7				↓
↓	M3121-03	10607	13.4	-2.7				↓
↓	M3121-04	10599	13.4	-2.7				↓
↓	M3121-05	10401	13.4	-2.7				↓
↓	M3121-06	10601	13.2	-3.1				↓
7/22/21	M3157-01	10279	10.0	-9.6				JL
↓	M3157-02	10295	11.2	-7.1				↓
↓	M3157-03	10300	11.4	-6.7				↓

AIR SAMPLE PRESSURE & DILUTION LOGBOOK

Analyst Signature: _____ Supervisor Signature: AP

METHOD: TO-15 Pressure Gauge ID: A2-55-971

Date	Sample Number	Canister #	Initial Pressure psia	Initial Pressure Hg	Final Pressure psia	Final Pressure Hg	Dilution Factor	Comment
7/22/21	M3157-04	10439	13.0	-3.5				JL
	M3157-05	10588	12.0	-5.5				
	M3157-06	10595	13.6	-2.2				
	M3157-07	10596	13.0	-3.5				
	M3157-09	10598	13.4	-2.7				
	M3157-10	10198	13.6	-2.2				

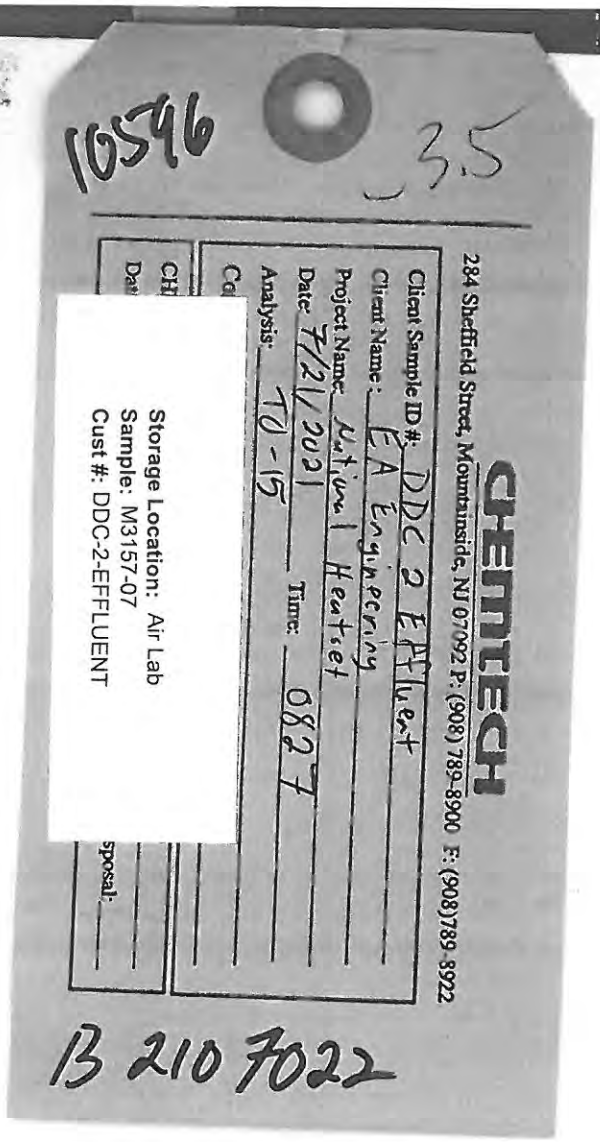
10596
3.5
CHEMTECH
284 Sheffield Street, Mountainside, NJ 07092 P: (908) 789-8900 F: (908)789-8922
Client Sample ID #: DDC 2 Effluent
Client Name: EA Engineering
Project Name: National Heatset
Date: 7/21/2021 Time: 0827
Analysis: TO-15
Storage Location: Air Lab
Sample: M3157-07
Cust #: DDC-2-EFFLUENT
B210702

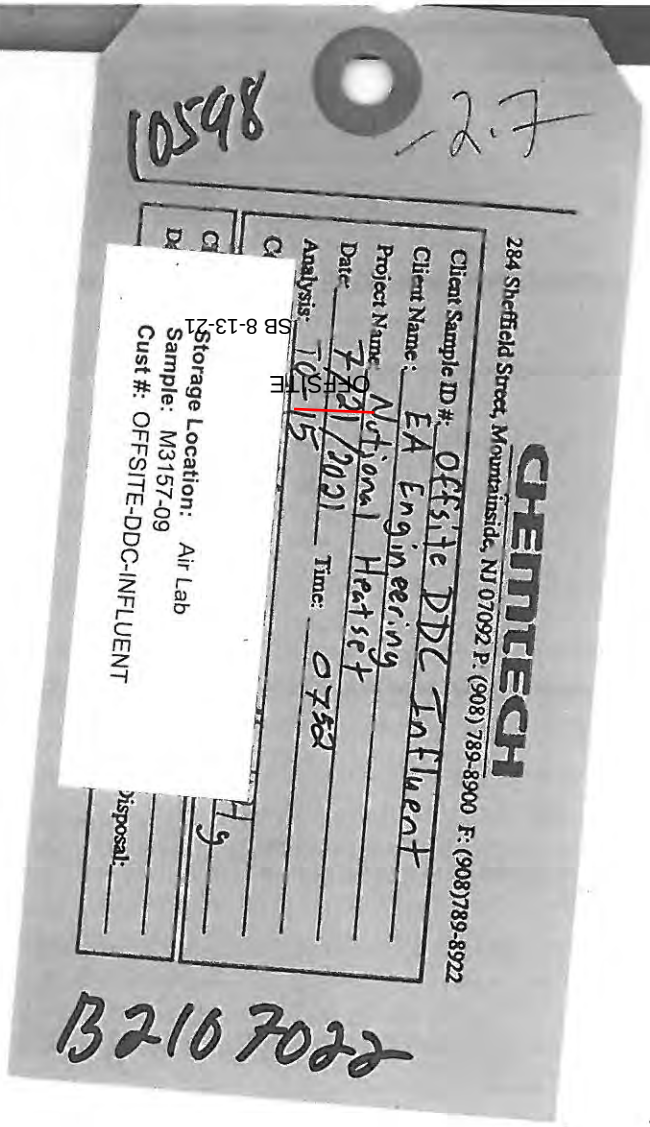
10598
2.7
CHEMTECH
284 Sheffield Street, Mountainside, NJ 07092 P: (908) 789-8900 F: (908)789-8922
Client Sample ID #: Offsite DDC Influent
Client Name: EA Engineering
Project Name: National Heatset
Date: 7/21/2021 Time: 0752
Analysis: TO-15
Storage Location: Air Lab
Sample: M3157-09
Cust #: OFFSITE-DDC-INFLUENT
B210702

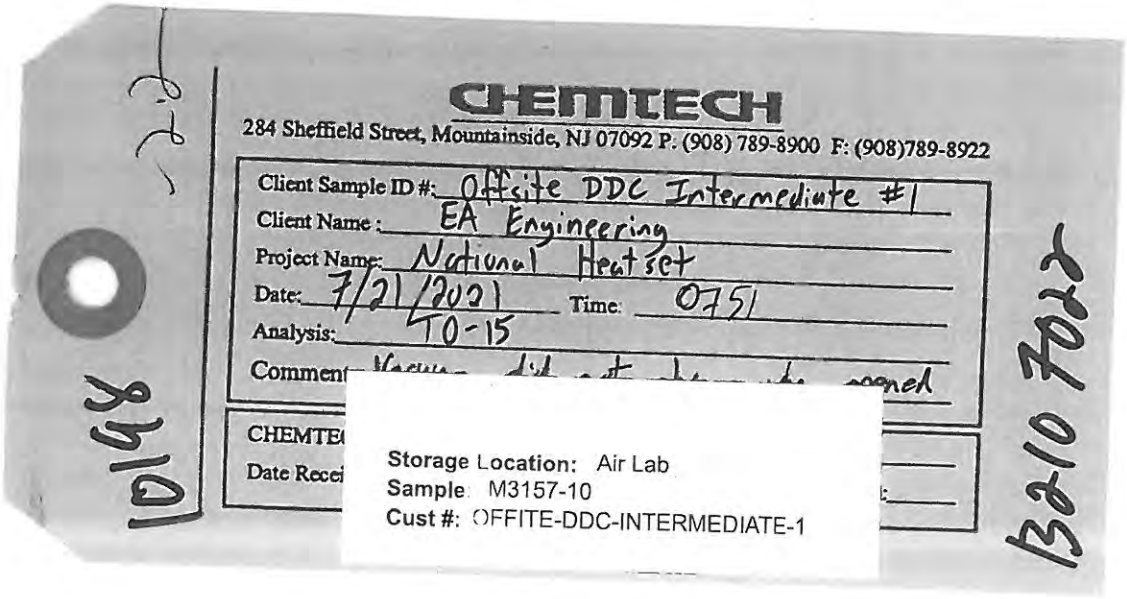
CHEMTECH
284 Sheffield Street, Mountainside, NJ 07092 P: (908) 789-8900 F: (908)789-8922
Client Sample ID #: Offsite DDC Intermediate #1
Client Name: EA Engineering
Project Name: National Heatset
Date: 7/21/2021 Time: 0751
Analysis: TO-15
Storage Location: Air Lab
Sample: M3157-10
Cust #: OFFITE-DDC-INTERMEDIATE-1
B210702

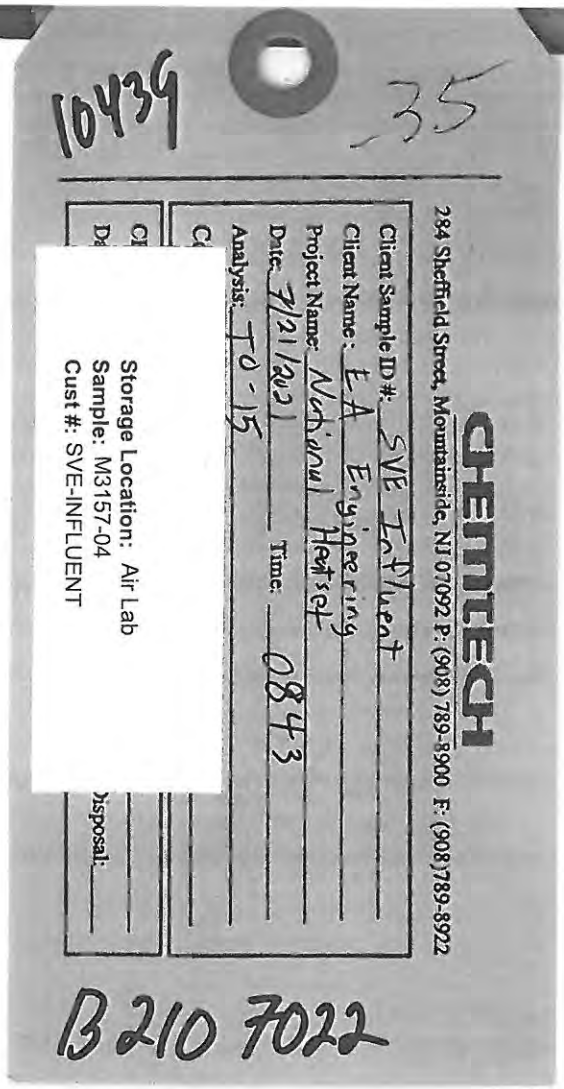
10439
35
CHEMTECH
284 Sheffield Street, Mountainside, NJ 07092 P: (908) 789-8900 F: (908)789-8922
Client Sample ID #: SVE Effluent
Client Name: EA Engineering
Project Name: National Heatset
Date: 7/21/2021 Time: 0843
Analysis: TO-15
Storage Location: Air Lab
Sample: M3157-04
Cust #: SVE-INFLUENT
B210 7022

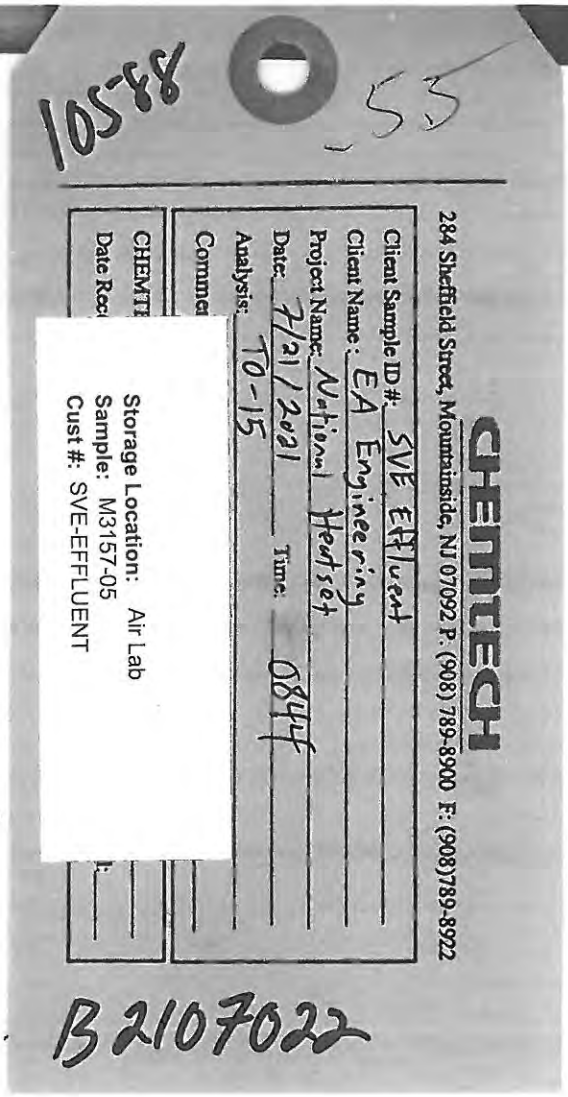
10588
55
CHEMTECH
284 Sheffield Street, Mountainside, NJ 07092 P: (908) 789-8900 F: (908)789-8922
Client Sample ID #: SVE Effluent
Client Name: EA Engineering
Project Name: National Heatset
Date: 7/21/2021 Time: 0844
Analysis: TO-15
Storage Location: Air Lab
Sample: M3157-05
Cust #: SVE-EFFLUENT
B2107022

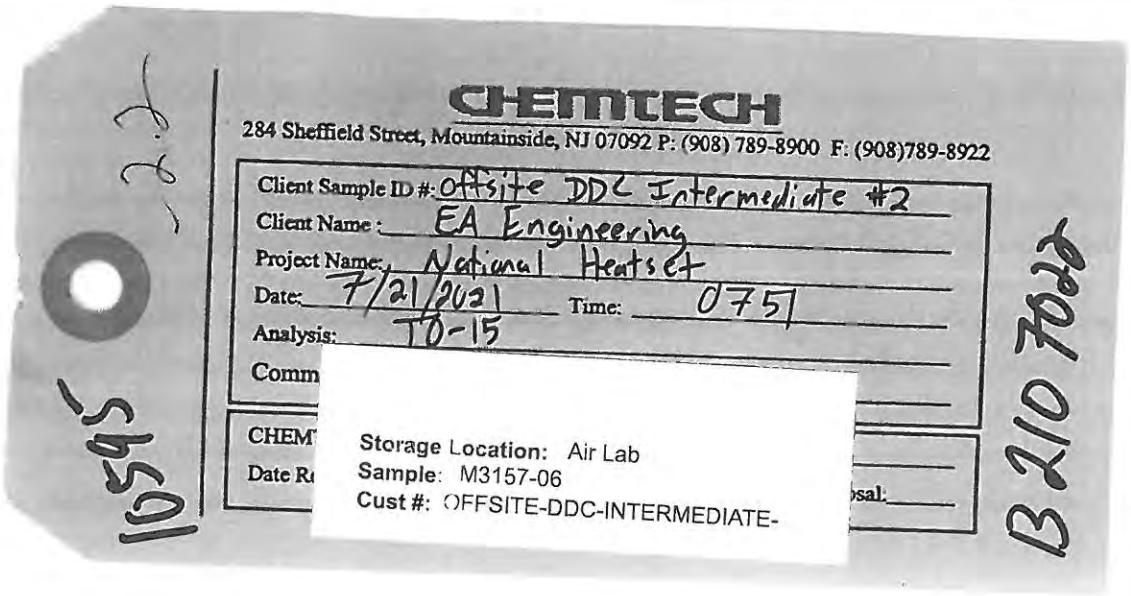
10595
CHEMTECH
284 Sheffield Street, Mountainside, NJ 07092 P: (908) 789-8900 F: (908)789-8922
Client Sample ID #: Offsite DDC Intermediate #2
Client Name: EA Engineering
Project Name: National Heatset
Date: 7/21/2021 Time: 0751
Analysis: TO-15
Storage Location: Air Lab
Sample: M3157-06
Cust #: OFFSITE-DDC-INTERMEDIATE-
B210 7022

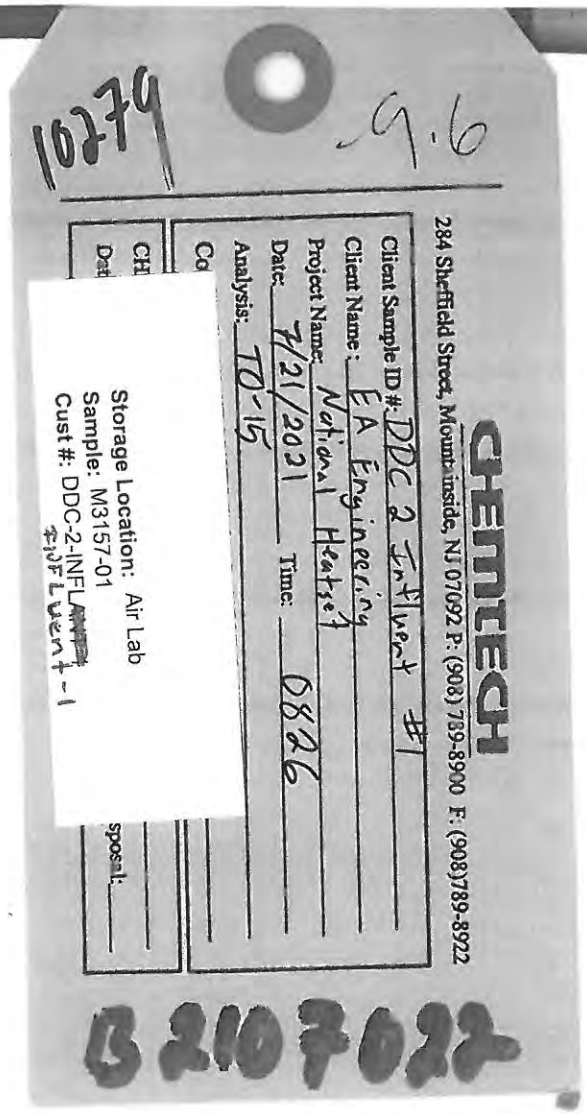
10279
-9.6
CHEMTECH
284 Sheffield Street, Mountainside, NJ 07092 P: (908) 789-8900 F: (908)789-8922
Client Sample ID #: DDC 2 Influent #1
Client Name: EA Engineering
Project Name: National Heatset
Date: 7/21/2021 Time: 0826
Analysis: TO-15
Storage Location: Air Lab
Sample: M3157-01
Cust #: DDC-2-INFLUENT-1
B2107022

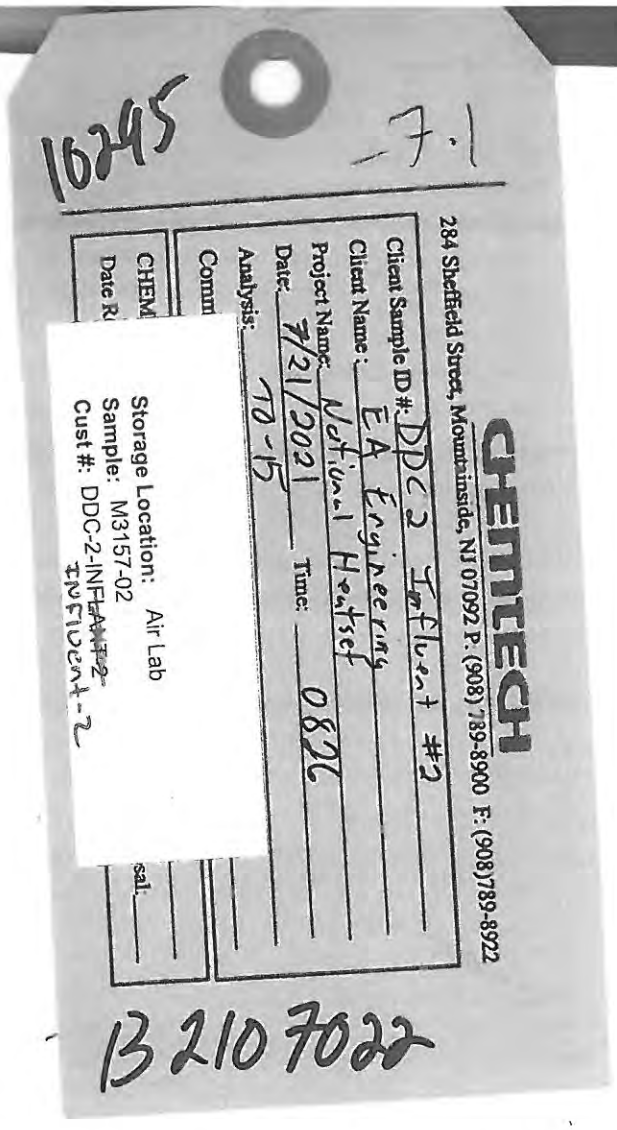
10295
-7.1
CHEMTECH
284 Sheffield Street, Mountainside, NJ 07092 P: (908) 789-8900 F: (908)789-8922
Client Sample ID #: DDC 2 Influent #2
Client Name: EA Engineering
Project Name: National Heatset
Date: 7/21/2021 Time: 0826
Analysis: TO-15
Storage Location: Air Lab
Sample: M3157-02
Cust #: DDC-2-INFLUENT-2
B2107022

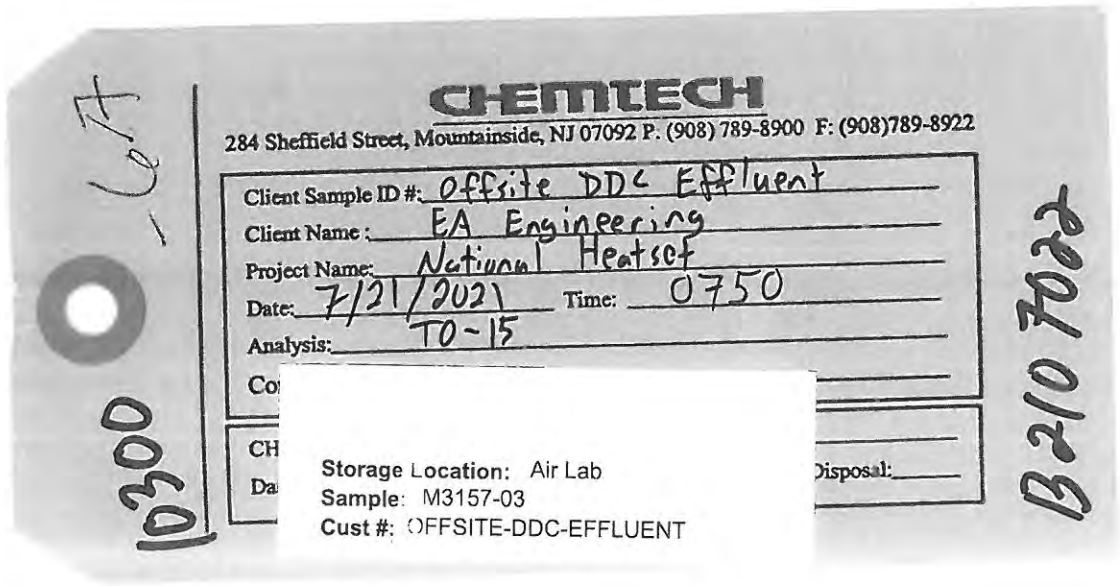
CHEMTECH
284 Sheffield Street, Mountainside, NJ 07092 P: (908) 789-8900 F: (908)789-8922
Client Sample ID #: Offsite DDC Effluent
Client Name: EA Engineering
Project Name: National Heatset
Date: 7/21/2021 Time: 0750
Analysis: TO-15
Storage Location: Air Lab
Sample: M3157-03
Cust #: OFFSITE-DDC-EFFLUENT
B210702

Attachment C

Laboratory Analytical Data – Groundwater Samples

This page intentionally left blank

CHEMTECH

ANALYTICAL RESULTS SUMMARY

VOLATILE ORGANICS

PROJECT NAME : NYSDEC - NATIONAL HEATSET

EA ENGINEERING SCIENCE & TECHNOLOGY

269 W. Jefferson Street

Syracuse, NY - 13202

Phone No: 315-431-4610

ORDER ID : M3145

ATTENTION : Emily Cummings

Table Of Contents for M3145

1) Signature Page 3

2) Case Narrative 7

2.1) VOC-TCLVOA-10- Case Narrative 7

3) Qualifier Page 9

4) QA Checklist 10

5) VOC-TCLVOA-10 Data 11

6) Shipping Document 142

6.1) CHAIN OF CUSTODY 143

6.2) Lab Certificate 145

6.3) Internal COC 146

NEW YORK STATE DEPARTMENT OF ENVIRONMENTAL CONSERVATION
FORM S-I

SAMPLE IDENTIFICATION AND ANALYTICAL REQUIREMENT SUMMARY

NYSDEC Sample ID/Code	Laboratory Sampl ID/Code	VOA GC/MS (Method #)	BNA GC/MS (Method #)	VOA GC (Method #)	Pest PCBs (Method #)	Metals (Method #)	Other (Method #)
152140-DDC-5-PS	M3145-01	8260-Low					
152140-DDC-6-PD	M3145-02	8260-Low					
152140-DDC-5-PD	M3145-03	8260-Low					
152140-RB-71921	M3145-04	8260-Low					
152140-DDC-7-PS	M3145-05	8260-Low					
152140-MW-1S(OFFSITE)	M3145-06	8260-Low					
152140-DDC-8-PD	M3145-09	8260-Low					
152140-MW-2S(OFFSIDE)	M3145-10	8260-Low					
152140-MW-3S(OFFSITE)	M3145-11	8260-Low					
152140-MW-2D(OFFSITE)	M3145-12	8260-Low					
152140-DDC-9-PS	M3145-13	8260-Low					
152140-MW-3D(OFFSITE)	M3145-14	8260-Low					
152140-DDC-10-PS	M3145-15	8260-Low					
152140-MW-F	M3145-16	8260-Low					
152140-MW-C	M3145-17	8260-Low					
152140-FD-1	M3145-18	8260-Low					
152140-MW-14D	M3145-19	8260-Low					
152140-DDC-1-PDB	M3145-20	8260-Low					
152140-MW-3S(ONSITE)	M3145-21	8260-Low					
152140-FD-3	M3145-22	8260-Low					

CHEMTECH

NEW YORK STATE DEPARTMENT OF ENVIRONMENTAL CONSERVATION

FORM S-IIb

SAMPLE PREPARATION AND ANALYSIS SUMMARY VOLATILE (VOA) ANALYSES

Laboratory Sample ID	Matrix	Date Collected	Date Rec'd at Lab	Date Extracted	Date Analyzed
M3145-01	Water	07/19/21	07/22/21		07/23/21
M3145-02	Water	07/19/21	07/22/21		07/23/21
M3145-03	Water	07/19/21	07/22/21		07/23/21
M3145-04	Water	07/19/21	07/22/21		07/23/21
M3145-05	Water	07/20/21	07/22/21		07/23/21
M3145-06	Water	07/20/21	07/22/21		07/23/21
M3145-09	Water	07/20/21	07/22/21		07/26/21
M3145-10	Water	07/20/21	07/22/21		07/22/21
M3145-11	Water	07/20/21	07/22/21		07/22/21
M3145-12	Water	07/20/21	07/22/21		07/23/21
M3145-13	Water	07/20/21	07/22/21		07/26/21
M3145-14	Water	07/20/21	07/22/21		07/23/21
M3145-15	Water	07/20/21	07/22/21		07/26/21
M3145-16	Water	07/20/21	07/22/21		07/23/21
M3145-17	Water	07/20/21	07/22/21		07/23/21
M3145-18	Water	07/20/21	07/22/21		07/23/21
M3145-19	Water	07/21/21	07/22/21		07/23/21
M3145-20	Water	07/21/21	07/22/21		07/26/21
M3145-21	Water	07/21/21	07/22/21		07/23/21
M3145-22	Water	07/21/21	07/22/21		07/23/21

*** Details For Test :** VOC-TCLVOA-10

NEW YORK STATE DEPARTMENT OF ENVIRONMENTAL CONSERVATION

FORM S-III

SAMPLE PREPARATION AND ANALYSIS SUMMARY MISCELLANEOUS ORGANIC ANALYSES

Laboratory Sample ID	Matrix	Analytical Protocol	Extraction Method	Auxiliary Cleanup	Dil/Conc Factor
M3145-01	Water	8260-Low	5030		
M3145-02	Water	8260-Low	5030		
M3145-03	Water	8260-Low	5030		
M3145-04	Water	8260-Low	5030		
M3145-05	Water	8260-Low	5030		
M3145-06	Water	8260-Low	5030		
M3145-07	Water	8260-Low	5030		
M3145-08	Water	8260-Low	5030		
M3145-09	Water	8260-Low	5030		
M3145-10	Water	8260-Low	5030		
M3145-11	Water	8260-Low	5030		
M3145-12	Water	8260-Low	5030		
M3145-13	Water	8260-Low	5030		
M3145-14	Water	8260-Low	5030		
M3145-15	Water	8260-Low	5030		
M3145-16	Water	8260-Low	5030		
M3145-17	Water	8260-Low	5030		
M3145-18	Water	8260-Low	5030		
M3145-19	Water	8260-Low	5030		
M3145-20	Water	8260-Low	5030		
M3145-21	Water	8260-Low	5030		
M3145-22	Water	8260-Low	5030		

CHEMTECH 284 Sheffield Street, Mountainside, NJ 07092 Phone: 908 789 8900 Fax: 908 789 8922

Cover Page

Order ID : M3145

Project ID : NYSDEC - National Heatset

Client : EA Engineering Science & Technology

Lab Sample Number	Client Sample Number
M3145-01	152140-DDC-5-PS
M3145-02	152140-DDC-6-PD
M3145-03	152140-DDC-5-PD
M3145-04	152140-RB-71921
M3145-05	152140-DDC-7-PS
M3145-06	152140-MW-1S(OFFSITE)
M3145-07	152140-MW-1S(OFFSITE)MS
M3145-08	152140-MW-1S(OFFSITE)MSD
M3145-09	152140-DDC-8-PD
M3145-10	152140-MW-2S(OFFSIDE)
M3145-11	152140-MW-3S(OFFSITE)
M3145-12	152140-MW-2D(OFFSITE)
M3145-13	152140-DDC-9-PS
M3145-14	152140-MW-3D(OFFSITE)
M3145-15	152140-DDC-10-PS
M3145-16	152140-MW-F
M3145-17	152140-MW-C
M3145-18	152140-FD-1
M3145-19	152140-MW-14D
M3145-20	152140-DDC-1-PDB
M3145-21	152140-MW-3S(ONSITE)
M3145-22	152140-FD-3

I certify that the data package is in compliance with the terms and conditions of the contract,both technically and for completeness, for other than the conditions detailed above. Release of the data contained in this hard copy data package has been authorized by the laboratory manager or his designee, as verified by the following signature.

Signature : N. N. Pandya

APPROVED

By Nimisha Pandya, QA/QC Supervisor at 2:57 pm, Aug 04, 2021

NYDOH CERTIFICATION NO - 11376

NJDEP CERTIFICATION NO - 20012

CHEMTECH
284 Sheffield Street, Mountainside, NJ 07092 Phone: 908 789 8900 Fax: 908 789 8922

CASE NARRATIVE

EA Engineering Science & Technology
Project Name: NYSDEC - National Heatset
Project # N/A
Chemtech Project # M3145
Test Name: VOC-TCLVOA-10

A. Number of Samples and Date of Receipt:
22 Water samples were received on 07/22/2021.

B. Parameters
According to the Chain of Custody document, the following analyses were requested: VOC-TCLVOA-10. This data package contains results for VOC-TCLVOA-10.

C. Analytical Techniques:
The analysis performed on instrument MSVOA_X were done using GC column DB-624UI 20m 0.18mm 1.0 um. Cat#121-1324UIThe analysis of VOC-TCLVOA-10 was based on method 8260-Low.

D. QA/ QC Samples:
The Holding Times were met for all analysis.
The Surrogate recoveries met the acceptable criteria.
The Internal Standards Areas met the acceptable requirements.
The Retention Times were acceptable for all samples.
The MS recoveries met the requirements for all compounds.
The MSD recoveries met the acceptable requirements.
The RPD met criteria.
The Blank Spike met requirements for all samples.
The Blank analysis did not indicate the presence of lab contamination.

The % RSD is greater than 15% in the Initial Calibration method (82X072221W.M) for t-1,3-Dichloropropene,Dibromochloromethane,Bromoform,1,2-Dibromo-3-Chloropropane are passing on Linear Regression
The Continuous Calibration met the requirements.
The Tuning criteria met requirements.

Sample 152140-DDC-1-PDB was diluted due to high concentration.

E. Additional Comments:
Trip Blank was not provided with this set of samples.

Please use %D calculated based on Avg RF and CCRF for all compounds using Average Response Factor when the %RSD value for a compound is <15% for the Initial Calibration curve and use %D calculated based on Amount added and Calculated amount

CHEMTECH
284 Sheffield Street, Mountainside, NJ 07092 Phone: 908 789 8900 Fax: 908 789 8922

for all compounds using Linear Regression when the %RSD value for a compound is > 15% for the Initial Calibration curve for SW-846 analysis.

F. Manual Integration Comments:
Please refer to the Manual integration Report included with the Run Logs for information on the manual integrations performed.

I certify that the data package is in compliance with the terms and conditions of the contract, both technically and for completeness, for other than the conditions detailed above. The laboratory manager or his designee, as verified by the following signature has authorized release of the data contained in this hard copy data package.

Signature_ N. N. Pandya

APPROVED
By Nimisha Pandya, QA/QC Supervisor at 2:57 pm, Aug 04, 2021

DATA REPORTING QUALIFIERS- ORGANIC

For reporting results, the following " Results Qualifiers" are used:

Value	If the result is a value greater than or equal to the detection limit, report the value
U	Indicates the compound was analyzed for but was not detected. Report the minimum detection limit for the sample with the U, i.e. "10 U". This is not necessarily the instrument detection limit attainable for this particular sample based on any concentration or dilution that may have been required.
ND	Indicates the analyte was analyzed for, but not detected
J	Indicates an estimated value**.** This flag is used: (1) When estimating a concentration for a tentatively identified compound (library search hits, where a 1:1 response is assumed.) (2) When the mass spectral data indicated the identification, however the result was less than the specified detection limit greater than zero. If the detection limit was 10ug/L and a concentration of 3 ug/L was calculated report as 3 J. This is flag is used when similar situation arise on any organic parameter i.e. Pest, PCB and others.
B	Indicates the analyte was found in the blank as well as the sample report as "12 B".
E	Indicates the analyte 's concentration exceeds the calibrated range of the instrument for that specific analysis.
D	This flag identifies all compounds identified in an analysis at a secondary dilution factor.
P	This flag is used for Pesticide/PCB target analyte when there is >25% difference for detected concentrations between the two GC columns. The lower of the two values is reported on Form 1 and flagged with a "P".
N	This flag indicates presumptive evidence of a compound. This is only used for tentatively identified compounds (TICs), where the identification is based on a mass spectral library search. It applies to all TIC results. For generic characterization of a TIC, such as chlorinated hydrocarbon, the flag is not used.
A	This flag indicates that a Tentatively Identified Compound is a suspected aldol-condensation product.
Q	Indicates the LCS did not meet the control limits requirements

APPENDIX A

QA REVIEW GENERAL DOCUMENTATION

Project #: M3145

	Completed
For thorough review, the report must have the following:	
GENERAL:	
Are all original paperwork present (chain of custody, record of communication,airbill, sample management lab chronicle, login page)	✓
Check chain-of-custody for proper relinquish/return of samples	✓
Is the chain of custody signed and complete	✓
Check internal chain-of-custody for proper relinquish/return of samples /sample extracts	✓
Collect information for each project id from server. Were all requirements followed	✓
COVER PAGE:	
Do numbers of samples correspond to the number of samples in the Chain of Custody on login page	✓
Do lab numbers and client Ids on cover page agree with the Chain of Custody	✓
CHAIN OF CUSTODY:	
Do requested analyses on Chain of Custody agree with form I results	✓
Do requested analyses on Chain of Custody agree with the log-in page	✓
Were the correct method log-in for analysis according to the Analytical Request and Chain of Castody	✓
Were the samples received within hold time	✓
Were any problems found with the samples at arrival recorded in the Sample Management Laboratory Chronicle	✓
ANALYTICAL:	
Was method requirement followed?	✓
Was client requirement followed?	✓
Does the case narrative summarize all QC failure?	✓
All runlogs and manual integration are reviewed for requirements	✓
All manual calculations and /or hand notations verified	✓

1st Level QA Review Signature: SOHIL JODHANI **Date:** 07/31/2021

2nd Level QA Review Signature: N. N. Pandya

APPROVED

By Nimisha Pandya, QA/QC Supervisor at 2:58 pm, Aug 04, 2021

CHEMTECH
284 Sheffield Street, Mountainside, New Jersey - 07092
Phone: (908) 789 8900 Fax: (908) 789 8922

LAB CHRONICLE

OrderID:	M3145	**OrderDate:**	7/22/2021 12:39:00 PM
Client:	EA Engineering Science & Technology	**Project:**	NYSDEC - National Heatset
Contact:	Emily Cummings	**Location:**	VOA Ref. #3 Water

LabID	ClientID	Matrix	Test	Method	Sample Date	Prep Date	Anal Date	Received
M3145-01	**152140-DDC-5-PS**	**Water**			**07/19/21**			**07/22/21**
			VOC-TCLVOA-10	8260-Low			07/23/21	
M3145-02	**152140-DDC-6-PD**	**Water**			**07/19/21**			**07/22/21**
			VOC-TCLVOA-10	8260-Low			07/23/21	
M3145-03	**152140-DDC-5-PD**	**Water**			**07/19/21**			**07/22/21**
			VOC-TCLVOA-10	8260-Low			07/23/21	
M3145-04	**152140-RB-71921**	**Water**			**07/19/21**			**07/22/21**
			VOC-TCLVOA-10	8260-Low			07/23/21	
M3145-05	**152140-DDC-7-PS**	**Water**			**07/20/21**			**07/22/21**
			VOC-TCLVOA-10	8260-Low			07/23/21	
M3145-06	**152140-MW-1S(OFFSITE)**	**Water**			**07/20/21**			**07/22/21**
			VOC-TCLVOA-10	8260-Low			07/23/21	
M3145-09	**152140-DDC-8-PD**	**Water**			**07/20/21**			**07/22/21**
			VOC-TCLVOA-10	8260-Low			07/26/21	
M3145-10	**152140-MW-2S(OFFSIDE)**	**Water**			**07/20/21**			**07/22/21**
			VOC-TCLVOA-10	8260-Low			07/22/21	
M3145-11	**152140-MW-3S(OFFSITE)**	**Water**			**07/20/21**			**07/22/21**
			VOC-TCLVOA-10	8260-Low			07/22/21	
M3145-12	**152140-MW-2D(OFF SITE)**	**Water**			**07/20/21**			**07/22/21**
			VOC-TCLVOA-10	8260-Low			07/23/21	
M3145-13	**152140-DDC-9-PS**	**Water**			**07/20/21**			**07/22/21**
			VOC-TCLVOA-10	8260-Low			07/26/21	

LAB CHRONICLE

M3145-14	**152140-MW-3D(OFF SITE)**	**Water**			**07/20/21**		**07/22/21**
			VOC-TCLVOA-10	8260-Low		07/23/21	
M3145-15	**152140-DDC-10-PS**	**Water**			**07/20/21**		**07/22/21**
			VOC-TCLVOA-10	8260-Low		07/26/21	
M3145-16	**152140-MW-F**	**Water**			**07/20/21**		**07/22/21**
			VOC-TCLVOA-10	8260-Low		07/23/21	
M3145-17	**152140-MW-C**	**Water**			**07/20/21**		**07/22/21**
			VOC-TCLVOA-10	8260-Low		07/23/21	
M3145-18	**152140-FD-1**	**Water**			**07/20/21**		**07/22/21**
			VOC-TCLVOA-10	8260-Low		07/23/21	
M3145-19	**152140-MW-14D**	**Water**			**07/21/21**		**07/22/21**
			VOC-TCLVOA-10	8260-Low		07/23/21	
M3145-20	**152140-DDC-1-PDB**	**Water**			**07/21/21**		**07/22/21**
			VOC-TCLVOA-10	8260-Low		07/26/21	
M3145-20DL	**152140-DDC-1-PDBDL**	**Water**			**07/21/21**		**07/22/21**
			VOC-TCLVOA-10	8260-Low		07/26/21	
M3145-21	**152140-MW-3S(ONSITE)**	**Water**			**07/21/21**		**07/22/21**
			VOC-TCLVOA-10	8260-Low		07/23/21	
M3145-22	**152140-FD-3**	**Water**			**07/21/21**		**07/22/21**
			VOC-TCLVOA-10	8260-Low		07/23/21	

CHEMTECH 284 Sheffield Street, Mountainside, NJ 07092 Phone: 908 789 8900 Fax: 908 789 8922

Hit Summary Sheet
SW-846

SDG No.: M3145

Client: EA Engineering Science & Technology

Sample ID	Client ID	Matrix	Parameter		Concentration	C	MDL	RDL	Units
Client ID:	**152140-DDC-5-PS**								
M3145-01	152140-DDC-5-PS	Water	Acetone		2.50	J	1.60	5.00	ug/L
M3145-01	152140-DDC-5-PS	Water	Methylene Chloride		0.52	J	0.18	1.00	ug/L
M3145-01	152140-DDC-5-PS	Water	cis-1,2-Dichloroethene		4.90		0.22	1.00	ug/L
M3145-01	152140-DDC-5-PS	Water	Chloroform		0.36	J	0.27	1.00	ug/L
M3145-01	152140-DDC-5-PS	Water	Tetrachloroethene		1.90		0.17	1.00	ug/L
			Total Voc :		10.18				
			Total Concentration:		10.18				
Client ID:	**152140-DDC-6-PD**								
M3145-02	152140-DDC-6-PD	Water	Acetone		2.50	J	1.60	5.00	ug/L
M3145-02	152140-DDC-6-PD	Water	Methylene Chloride		0.40	J	0.18	1.00	ug/L
M3145-02	152140-DDC-6-PD	Water	cis-1,2-Dichloroethene		6.00		0.22	1.00	ug/L
			Total Voc :		8.9				
			Total Concentration:		8.9				
Client ID:	**152140-DDC-5-PD**								
M3145-03	152140-DDC-5-PD	Water	Acetone		2.90	J	1.60	5.00	ug/L
M3145-03	152140-DDC-5-PD	Water	Methylene Chloride		0.46	J	0.18	1.00	ug/L
M3145-03	152140-DDC-5-PD	Water	cis-1,2-Dichloroethene		1.50		0.22	1.00	ug/L
M3145-03	152140-DDC-5-PD	Water	Chloroform		0.49	J	0.27	1.00	ug/L
M3145-03	152140-DDC-5-PD	Water	Tetrachloroethene		4.70		0.17	1.00	ug/L
			Total Voc :		10.05				
			Total Concentration:		10.05				
Client ID:	**152140-RB-71921**								
M3145-04	152140-RB-71921	Water	Acetone		49.80		1.60	5.00	ug/L
M3145-04	152140-RB-71921	Water	2-Butanone		4.60	J	0.90	5.00	ug/L
M3145-04	152140-RB-71921	Water	Toluene		2.10		0.22	1.00	ug/L
M3145-04	152140-RB-71921	Water	2-Hexanone		7.10		0.92	5.00	ug/L
M3145-04	152140-RB-71921	Water	m/p-Xylenes		0.80	J	0.32	2.00	ug/L
M3145-04	152140-RB-71921	Water	o-Xylene		0.39	J	0.19	1.00	ug/L
			Total Voc :		64.79				
M3145-04	152140-RB-71921	Water	Tert butyl alcohol	*	30.00	J	9.40	25.0	ug/L
M3145-04	152140-RB-71921	Water	Isopropyl Alcohol	*	7.00	J	0	1.00	ug/L
			Total Tics :		37				
			Total Concentration:		101.79				
Client ID:	**152140-DDC-7-PS**								
M3145-05	152140-DDC-7-PS	Water	cis-1,2-Dichloroethene		4.70		0.22	1.00	ug/L
M3145-05	152140-DDC-7-PS	Water	Chloroform		0.34	J	0.27	1.00	ug/L
			Total Voc :		5.04				
			Total Concentration:		5.04				
Client ID:	**152140-MW-1S(OFFSITE)**								

Hit Summary Sheet
SW-846

SDG No.: M3145

Client: EA Engineering Science & Technology

Sample ID	Client ID	Matrix	Parameter	Concentration	C	MDL	RDL	Units
M3145-06	152140-MW-1S(OFFSITI	Water	Acetone	3.70	J	1.60	5.00	ug/L
M3145-06	152140-MW-1S(OFFSITI	Water	Methylene Chloride	0.47	J	0.18	1.00	ug/L
M3145-06	152140-MW-1S(OFFSITI	Water	Tetrachloroethene	0.25	J	0.17	1.00	ug/L
			Total Voc :	4.42				
			Total Concentration:	4.42				
Client ID:	**152140-DDC-8-PD**							
M3145-09	152140-DDC-8-PD	Water	Acetone	2.80	J	1.60	5.00	ug/L
M3145-09	152140-DDC-8-PD	Water	cis-1,2-Dichloroethene	4.40		0.22	1.00	ug/L
M3145-09	152140-DDC-8-PD	Water	Chloroform	0.47	J	0.27	1.00	ug/L
M3145-09	152140-DDC-8-PD	Water	Tetrachloroethene	0.45	J	0.17	1.00	ug/L
			Total Voc :	8.12				
			Total Concentration:	8.12				
Client ID:	**152140-MW-2S(OFFSIDE)**							
M3145-10	152140-MW-2S(OFFSID	Water	cis-1,2-Dichloroethene	3.40		0.22	1.00	ug/L
			Total Voc :	3.4				
			Total Concentration:	3.4				
Client ID:	**152140-MW-3S(OFFSITE)**							
M3145-11	152140-MW-3S(OFFSITI	Water	Acetone	2.20	J	1.60	5.00	ug/L
M3145-11	152140-MW-3S(OFFSITI	Water	Methylene Chloride	0.42	J	0.18	1.00	ug/L
			Total Voc :	2.62				
			Total Concentration:	2.62				
Client ID:	**152140-MW-2D(OFFSITE)**							
M3145-12	152140-MW-2D(OFFSIT	Water	Acetone	3.20	J	1.60	5.00	ug/L
M3145-12	152140-MW-2D(OFFSIT	Water	cis-1,2-Dichloroethene	2.40		0.22	1.00	ug/L
			Total Voc :	5.6				
			Total Concentration:	5.6				
Client ID:	**152140-DDC-9-PS**							
M3145-13	152140-DDC-9-PS	Water	Acetone	1.90	J	1.60	5.00	ug/L
M3145-13	152140-DDC-9-PS	Water	cis-1,2-Dichloroethene	4.20		0.22	1.00	ug/L
			Total Voc :	6.1				
			Total Concentration:	6.1				
Client ID:	**152140-MW-3D(OFFSITE)**							
M3145-14	152140-MW-3D(OFFSIT	Water	Acetone	2.40	J	1.60	5.00	ug/L
M3145-14	152140-MW-3D(OFFSIT	Water	cis-1,2-Dichloroethene	19.40		0.22	1.00	ug/L
M3145-14	152140-MW-3D(OFFSIT	Water	Chloroform	0.44	J	0.27	1.00	ug/L
M3145-14	152140-MW-3D(OFFSIT	Water	Trichloroethene	4.80		0.17	1.00	ug/L
M3145-14	152140-MW-3D(OFFSIT	Water	Tetrachloroethene	8.00		0.17	1.00	ug/L
			Total Voc :	35.04				
			Total Concentration:	35.04				
Client ID:	**152140-DDC-10-PS**							
M3145-15	152140-DDC-10-PS	Water	Acetone	2.80	J	1.60	5.00	ug/L

CHEMTECH 284 Sheffield Street, Mountainside, NJ 07092 Phone: 908 789 8900 Fax: 908 789 8922

Hit Summary Sheet
SW-846

SDG No.: M3145

Client: EA Engineering Science & Technology

Sample ID	Client ID	Matrix	Parameter	Concentration	C	MDL	RDL	Units
M3145-15	152140-DDC-10-PS	Water	cis-1,2-Dichloroethene	4.00		0.22	1.00	ug/L
			Total Voc :	6.8				
			Total Concentration:	6.8				
Client ID:	**152140-MW-F**							
M3145-16	152140-MW-F	Water	Acetone	3.00	J	1.60	5.00	ug/L
M3145-16	152140-MW-F	Water	Methylene Chloride	0.64	J	0.18	1.00	ug/L
M3145-16	152140-MW-F	Water	Chloroform	4.20		0.27	1.00	ug/L
M3145-16	152140-MW-F	Water	Bromodichloromethane	0.79	J	0.20	1.00	ug/L
M3145-16	152140-MW-F	Water	Dibromochloromethane	2.30		0.18	1.00	ug/L
M3145-16	152140-MW-F	Water	Tetrachloroethene	0.53	J	0.17	1.00	ug/L
			Total Voc :	11.46				
			Total Concentration:	11.46				
Client ID:	**152140-MW-C**							
M3145-17	152140-MW-C	Water	Acetone	2.10	J	1.60	5.00	ug/L
M3145-17	152140-MW-C	Water	Methylene Chloride	0.34	J	0.18	1.00	ug/L
M3145-17	152140-MW-C	Water	Trichloroethene	0.86	J	0.17	1.00	ug/L
M3145-17	152140-MW-C	Water	Tetrachloroethene	0.68	J	0.17	1.00	ug/L
			Total Voc :	3.98				
			Total Concentration:	3.98				
Client ID:	**152140-FD-1**							
M3145-18	152140-FD-1	Water	Acetone	2.60	J	1.60	5.00	ug/L
M3145-18	152140-FD-1	Water	Methylene Chloride	0.40	J	0.18	1.00	ug/L
M3145-18	152140-FD-1	Water	Trichloroethene	0.83	J	0.17	1.00	ug/L
M3145-18	152140-FD-1	Water	Tetrachloroethene	0.72	J	0.17	1.00	ug/L
			Total Voc :	4.55				
			Total Concentration:	4.55				
Client ID:	**152140-MW-14D**							
M3145-19	152140-MW-14D	Water	Acetone	3.60	J	1.60	5.00	ug/L
M3145-19	152140-MW-14D	Water	Trichloroethene	0.45	J	0.17	1.00	ug/L
M3145-19	152140-MW-14D	Water	Tetrachloroethene	0.41	J	0.17	1.00	ug/L
			Total Voc :	4.46				
			Total Concentration:	4.46				
Client ID:	**152140-DDC-1-PDB**							
M3145-20	152140-DDC-1-PDB	Water	Acetone	1.80	J	1.60	5.00	ug/L
M3145-20	152140-DDC-1-PDB	Water	Carbon Tetrachloride	1.50		0.27	1.00	ug/L
M3145-20	152140-DDC-1-PDB	Water	Chloroform	0.95	J	0.27	1.00	ug/L
M3145-20	152140-DDC-1-PDB	Water	Trichloroethene	0.60	J	0.17	1.00	ug/L
M3145-20	152140-DDC-1-PDB	Water	Tetrachloroethene	260.00	E	0.17	1.00	ug/L
			Total Voc :	264.85				
M3145-20	152140-DDC-1-PDB	Water	Hexachloroethane	* 5.30	J	0.34	1.00	ug/L

CHEMTECH 284 Sheffield Street, Mountainside, NJ 07092 Phone: 908 789 8900 Fax: 908 789 8922

Hit Summary Sheet
SW-846

SDG No.: M3145

Client: EA Engineering Science & Technology

Sample ID	Client ID	Matrix	Parameter	Concentration	C	MDL	RDL	Units
			Total Tics :	5.3				
			Total Concentration:	270.15				
Client ID:	**152140-DDC-1-PDBDL**							
M3145-20DL	152140-DDC-1-PDBDL	Water	Tetrachloroethene	310.00	D	0.84	5.00	ug/L
			Total Voc :	310				
			Total Concentration:	310				
Client ID:	**152140-MW-3S(ONSITE)**							
M3145-21	152140-MW-3S(ONSITE	Water	Acetone	2.70	J	1.60	5.00	ug/L
M3145-21	152140-MW-3S(ONSITE	Water	Methylene Chloride	0.37	J	0.18	1.00	ug/L
M3145-21	152140-MW-3S(ONSITE	Water	cis-1,2-Dichloroethene	0.45	J	0.22	1.00	ug/L
M3145-21	152140-MW-3S(ONSITE	Water	Trichloroethene	0.55	J	0.17	1.00	ug/L
M3145-21	152140-MW-3S(ONSITE	Water	Tetrachloroethene	1.30		0.17	1.00	ug/L
			Total Voc :	5.37				
			Total Concentration:	5.37				
Client ID:	**152140-FD-3**							
M3145-22	152140-FD-3	Water	Acetone	2.30	J	1.60	5.00	ug/L
M3145-22	152140-FD-3	Water	Methylene Chloride	0.36	J	0.18	1.00	ug/L
M3145-22	152140-FD-3	Water	cis-1,2-Dichloroethene	0.37	J	0.22	1.00	ug/L
M3145-22	152140-FD-3	Water	Trichloroethene	0.54	J	0.17	1.00	ug/L
M3145-22	152140-FD-3	Water	Tetrachloroethene	1.30		0.17	1.00	ug/L
			Total Voc :	4.87				
			Total Concentration:	4.87				

SAMPLE DATA

Report of Analysis

Client:	EA Engineering Science & Technology	Date Collected:	07/19/21
Project:	NYSDEC - National Heatset	Date Received:	07/22/21
Client Sample ID:	152140-DDC-5-PS	SDG No.:	M3145
Lab Sample ID:	M3145-01	Matrix:	Water
Analytical Method:	SW8260	% Moisture:	100
Sample Wt/Vol:	5 Units: mL	Final Vol:	5000 uL
Soil Aliquot Vol:	uL	Test:	VOC-TCLVOA-10
GC Column:	DB-624UI ID : 0.18	Level :	LOW

File ID/Qc Batch:	Dilution:	Prep Date	Date Analyzed	Prep Batch ID
VX023430.D	1		07/23/21 17:46	VX072321

CAS Number	Parameter	Conc.	Qualifier	MDL	LOQ / CRQL	Units
TARGETS						
75-71-8	Dichlorodifluoromethane	1.00	U	0.23	1.00	ug/L
74-87-3	Chloromethane	1.00	U	0.20	1.00	ug/L
75-01-4	Vinyl Chloride	1.00	U	0.19	1.00	ug/L
74-83-9	Bromomethane	5.00	U	0.87	5.00	ug/L
75-00-3	Chloroethane	1.00	U	0.35	1.00	ug/L
75-69-4	Trichlorofluoromethane	1.00	U	0.25	1.00	ug/L
76-13-1	1,1,2-Trichlorotrifluoroethane	1.00	U	0.21	1.00	ug/L
75-35-4	1,1-Dichloroethene	1.00	U	0.26	1.00	ug/L
67-64-1	Acetone	2.50	J	1.60	5.00	ug/L
75-15-0	Carbon Disulfide	1.00	U	0.25	1.00	ug/L
1634-04-4	Methyl tert-butyl Ether	1.00	U	0.22	1.00	ug/L
79-20-9	Methyl Acetate	1.00	U	0.47	1.00	ug/L
75-09-2	Methylene Chloride	0.52	J	0.18	1.00	ug/L
156-60-5	trans-1,2-Dichloroethene	1.00	U	0.19	1.00	ug/L
75-34-3	1,1-Dichloroethane	1.00	U	0.21	1.00	ug/L
110-82-7	Cyclohexane	5.00	U	1.30	5.00	ug/L
78-93-3	2-Butanone	5.00	U	0.90	5.00	ug/L
56-23-5	Carbon Tetrachloride	1.00	U	0.27	1.00	ug/L
156-59-2	cis-1,2-Dichloroethene	4.90		0.22	1.00	ug/L
74-97-5	Bromochloromethane	1.00	U	0.26	1.00	ug/L
67-66-3	Chloroform	0.36	J	0.27	1.00	ug/L
71-55-6	1,1,1-Trichloroethane	1.00	U	0.20	1.00	ug/L
108-87-2	Methylcyclohexane	1.00	U	0.14	1.00	ug/L
71-43-2	Benzene	1.00	U	0.18	1.00	ug/L
107-06-2	1,2-Dichloroethane	1.00	U	0.25	1.00	ug/L
79-01-6	Trichloroethene	1.00	U	0.17	1.00	ug/L
78-87-5	1,2-Dichloropropane	1.00	U	0.17	1.00	ug/L
75-27-4	Bromodichloromethane	1.00	U	0.20	1.00	ug/L
108-10-1	4-Methyl-2-Pentanone	5.00	U	0.87	5.00	ug/L
108-88-3	Toluene	1.00	U	0.22	1.00	ug/L
10061-02-6	t-1,3-Dichloropropene	1.00	U	0.18	1.00	ug/L
10061-01-5	cis-1,3-Dichloropropene	1.00	U	0.17	1.00	ug/L

Report of Analysis

Client:	EA Engineering Science & Technology	Date Collected:	07/19/21
Project:	NYSDEC - National Heatset	Date Received:	07/22/21
Client Sample ID:	152140-DDC-5-PS	SDG No.:	M3145
Lab Sample ID:	M3145-01	Matrix:	Water
Analytical Method:	SW8260	% Moisture:	100
Sample Wt/Vol:	5 Units: mL	Final Vol:	5000 uL
Soil Aliquot Vol:	uL	Test:	VOC-TCLVOA-10
GC Column:	DB-624UI ID : 0.18	Level :	LOW

File ID/Qc Batch:	Dilution:	Prep Date	Date Analyzed	Prep Batch ID
VX023430.D	1		07/23/21 17:46	VX072321

CAS Number	Parameter	Conc.	Qualifier	MDL	LOQ / CRQL	Units
79-00-5	1,1,2-Trichloroethane	1.00	U	0.24	1.00	ug/L
591-78-6	2-Hexanone	5.00	U	0.92	5.00	ug/L
124-48-1	Dibromochloromethane	1.00	U	0.18	1.00	ug/L
106-93-4	1,2-Dibromoethane	1.00	U	0.16	1.00	ug/L
127-18-4	Tetrachloroethene	1.90		0.17	1.00	ug/L
108-90-7	Chlorobenzene	1.00	U	0.17	1.00	ug/L
100-41-4	Ethyl Benzene	1.00	U	0.18	1.00	ug/L
179601-23-1	m/p-Xylenes	2.00	U	0.32	2.00	ug/L
95-47-6	o-Xylene	1.00	U	0.19	1.00	ug/L
100-42-5	Styrene	1.00	U	0.16	1.00	ug/L
75-25-2	Bromoform	1.00	U	0.19	1.00	ug/L
98-82-8	Isopropylbenzene	1.00	U	0.23	1.00	ug/L
79-34-5	1,1,2,2-Tetrachloroethane	1.00	U	0.29	1.00	ug/L
541-73-1	1,3-Dichlorobenzene	1.00	U	0.19	1.00	ug/L
106-46-7	1,4-Dichlorobenzene	1.00	U	0.20	1.00	ug/L
95-50-1	1,2-Dichlorobenzene	1.00	U	0.19	1.00	ug/L
96-12-8	1,2-Dibromo-3-Chloropropane	1.00	U	0.47	1.00	ug/L
120-82-1	1,2,4-Trichlorobenzene	1.00	U	0.30	1.00	ug/L
87-61-6	1,2,3-Trichlorobenzene	1.00	U	0.35	1.00	ug/L
SURROGATES						
17060-07-0	1,2-Dichloroethane-d4	52.9		78 - 117	106%	SPK: 50
1868-53-7	Dibromofluoromethane	50.9		75 - 124	102%	SPK: 50
2037-26-5	Toluene-d8	50.9		92 - 112	102%	SPK: 50
460-00-4	4-Bromofluorobenzene	46.6		83 - 123	93%	SPK: 50
INTERNAL STANDARDS						
363-72-4	Pentafluorobenzene	168000	5.562			
540-36-3	1,4-Difluorobenzene	286000	6.769			
3114-55-4	Chlorobenzene-d5	247000	10.055			
3855-82-1	1,4-Dichlorobenzene-d4	97300	12.024			

Report of Analysis

Client:	EA Engineering Science & Technology	Date Collected:	07/19/21
Project:	NYSDEC - National Heatset	Date Received:	07/22/21
Client Sample ID:	152140-DDC-5-PS	SDG No.:	M3145
Lab Sample ID:	M3145-01	Matrix:	Water
Analytical Method:	SW8260	% Moisture:	100
Sample Wt/Vol:	5 Units: mL	Final Vol:	5000 uL
Soil Aliquot Vol:	uL	Test:	VOC-TCLVOA-10
GC Column:	DB-624UI ID : 0.18	Level :	LOW

File ID/Qc Batch:	Dilution:	Prep Date	Date Analyzed	Prep Batch ID
VX023430.D	1		07/23/21 17:46	VX072321

CAS Number	Parameter	Conc.	Qualifier	MDL	LOQ / CRQL	Units

U = Not Detected
LOQ = Limit of Quantitation
MDL = Method Detection Limit
LOD = Limit of Detection
E = Value Exceeds Calibration Range
Q = indicates LCS control criteria did not meet requirements
M = MS/MSD acceptance criteria did not meet requirements

J = Estimated Value
B = Analyte Found in Associated Method Blank
N = Presumptive Evidence of a Compound
* = Values outside of QC limits
D = Dilution
() = Laboratory InHouse Limit
A = Aldol-Condensation Reaction Products

Report of Analysis

Client:	EA Engineering Science & Technology	Date Collected:	07/19/21
Project:	NYSDEC - National Heatset	Date Received:	07/22/21
Client Sample ID:	152140-DDC-6-PD	SDG No.:	M3145
Lab Sample ID:	M3145-02	Matrix:	Water
Analytical Method:	SW8260	% Moisture:	100
Sample Wt/Vol:	5 Units: mL	Final Vol:	5000 uL
Soil Aliquot Vol:	uL	Test:	VOC-TCLVOA-10
GC Column:	DB-624UI ID : 0.18	Level :	LOW

File ID/Qc Batch:	Dilution:	Prep Date	Date Analyzed	Prep Batch ID
VX023431.D	1		07/23/21 18:10	VX072321

CAS Number	Parameter	Conc.	Qualifier	MDL	LOQ / CRQL	Units
TARGETS						
75-71-8	Dichlorodifluoromethane	1.00	U	0.23	1.00	ug/L
74-87-3	Chloromethane	1.00	U	0.20	1.00	ug/L
75-01-4	Vinyl Chloride	1.00	U	0.19	1.00	ug/L
74-83-9	Bromomethane	5.00	U	0.87	5.00	ug/L
75-00-3	Chloroethane	1.00	U	0.35	1.00	ug/L
75-69-4	Trichlorofluoromethane	1.00	U	0.25	1.00	ug/L
76-13-1	1,1,2-Trichlorotrifluoroethane	1.00	U	0.21	1.00	ug/L
75-35-4	1,1-Dichloroethene	1.00	U	0.26	1.00	ug/L
67-64-1	Acetone	2.50	J	1.60	5.00	ug/L
75-15-0	Carbon Disulfide	1.00	U	0.25	1.00	ug/L
1634-04-4	Methyl tert-butyl Ether	1.00	U	0.22	1.00	ug/L
79-20-9	Methyl Acetate	1.00	U	0.47	1.00	ug/L
75-09-2	Methylene Chloride	0.40	J	0.18	1.00	ug/L
156-60-5	trans-1,2-Dichloroethene	1.00	U	0.19	1.00	ug/L
75-34-3	1,1-Dichloroethane	1.00	U	0.21	1.00	ug/L
110-82-7	Cyclohexane	5.00	U	1.30	5.00	ug/L
78-93-3	2-Butanone	5.00	U	0.90	5.00	ug/L
56-23-5	Carbon Tetrachloride	1.00	U	0.27	1.00	ug/L
156-59-2	cis-1,2-Dichloroethene	6.00		0.22	1.00	ug/L
74-97-5	Bromochloromethane	1.00	U	0.26	1.00	ug/L
67-66-3	Chloroform	1.00	U	0.27	1.00	ug/L
71-55-6	1,1,1-Trichloroethane	1.00	U	0.20	1.00	ug/L
108-87-2	Methylcyclohexane	1.00	U	0.14	1.00	ug/L
71-43-2	Benzene	1.00	U	0.18	1.00	ug/L
107-06-2	1,2-Dichloroethane	1.00	U	0.25	1.00	ug/L
79-01-6	Trichloroethene	1.00	U	0.17	1.00	ug/L
78-87-5	1,2-Dichloropropane	1.00	U	0.17	1.00	ug/L
75-27-4	Bromodichloromethane	1.00	U	0.20	1.00	ug/L
108-10-1	4-Methyl-2-Pentanone	5.00	U	0.87	5.00	ug/L
108-88-3	Toluene	1.00	U	0.22	1.00	ug/L
10061-02-6	t-1,3-Dichloropropene	1.00	U	0.18	1.00	ug/L
10061-01-5	cis-1,3-Dichloropropene	1.00	U	0.17	1.00	ug/L

Report of Analysis

Client:	EA Engineering Science & Technology	Date Collected:	07/19/21
Project:	NYSDEC - National Heatset	Date Received:	07/22/21
Client Sample ID:	152140-DDC-6-PD	SDG No.:	M3145
Lab Sample ID:	M3145-02	Matrix:	Water
Analytical Method:	SW8260	% Moisture:	100
Sample Wt/Vol:	5 Units: mL	Final Vol:	5000 uL
Soil Aliquot Vol:	uL	Test:	VOC-TCLVOA-10
GC Column:	DB-624UI ID : 0.18	Level :	LOW

File ID/Qc Batch:	Dilution:	Prep Date	Date Analyzed	Prep Batch ID
VX023431.D	1		07/23/21 18:10	VX072321

CAS Number	Parameter	Conc.	Qualifier	MDL	LOQ / CRQL	Units
79-00-5	1,1,2-Trichloroethane	1.00	U	0.24	1.00	ug/L
591-78-6	2-Hexanone	5.00	U	0.92	5.00	ug/L
124-48-1	Dibromochloromethane	1.00	U	0.18	1.00	ug/L
106-93-4	1,2-Dibromoethane	1.00	U	0.16	1.00	ug/L
127-18-4	Tetrachloroethene	1.00	U	0.17	1.00	ug/L
108-90-7	Chlorobenzene	1.00	U	0.17	1.00	ug/L
100-41-4	Ethyl Benzene	1.00	U	0.18	1.00	ug/L
179601-23-1	m/p-Xylenes	2.00	U	0.32	2.00	ug/L
95-47-6	o-Xylene	1.00	U	0.19	1.00	ug/L
100-42-5	Styrene	1.00	U	0.16	1.00	ug/L
75-25-2	Bromoform	1.00	U	0.19	1.00	ug/L
98-82-8	Isopropylbenzene	1.00	U	0.23	1.00	ug/L
79-34-5	1,1,2,2-Tetrachloroethane	1.00	U	0.29	1.00	ug/L
541-73-1	1,3-Dichlorobenzene	1.00	U	0.19	1.00	ug/L
106-46-7	1,4-Dichlorobenzene	1.00	U	0.20	1.00	ug/L
95-50-1	1,2-Dichlorobenzene	1.00	U	0.19	1.00	ug/L
96-12-8	1,2-Dibromo-3-Chloropropane	1.00	U	0.47	1.00	ug/L
120-82-1	1,2,4-Trichlorobenzene	1.00	U	0.30	1.00	ug/L
87-61-6	1,2,3-Trichlorobenzene	1.00	U	0.35	1.00	ug/L
SURROGATES						
17060-07-0	1,2-Dichloroethane-d4	52.4		78 - 117	105%	SPK: 50
1868-53-7	Dibromofluoromethane	51.1		75 - 124	102%	SPK: 50
2037-26-5	Toluene-d8	51.0		92 - 112	102%	SPK: 50
460-00-4	4-Bromofluorobenzene	45.1		83 - 123	90%	SPK: 50
INTERNAL STANDARDS						
363-72-4	Pentafluorobenzene	164000	5.568			
540-36-3	1,4-Difluorobenzene	278000	6.769			
3114-55-4	Chlorobenzene-d5	236000	10.055			
3855-82-1	1,4-Dichlorobenzene-d4	86100	12.024			

Report of Analysis

Client:	EA Engineering Science & Technology	Date Collected:	07/19/21
Project:	NYSDEC - National Heatset	Date Received:	07/22/21
Client Sample ID:	152140-DDC-6-PD	SDG No.:	M3145
Lab Sample ID:	M3145-02	Matrix:	Water
Analytical Method:	SW8260	% Moisture:	100
Sample Wt/Vol:	5 Units: mL	Final Vol:	5000 uL
Soil Aliquot Vol:	uL	Test:	VOC-TCLVOA-10
GC Column:	DB-624UI ID : 0.18	Level :	LOW

File ID/Qc Batch:	Dilution:	Prep Date	Date Analyzed	Prep Batch ID
VX023431.D	1		07/23/21 18:10	VX072321

CAS Number	Parameter	Conc.	Qualifier	MDL	LOQ / CRQL	Units

U = Not Detected
LOQ = Limit of Quantitation
MDL = Method Detection Limit
LOD = Limit of Detection
E = Value Exceeds Calibration Range
Q = indicates LCS control criteria did not meet requirements
M = MS/MSD acceptance criteria did not meet requirements

J = Estimated Value
B = Analyte Found in Associated Method Blank
N = Presumptive Evidence of a Compound
* = Values outside of QC limits
D = Dilution
() = Laboratory InHouse Limit
A = Aldol-Condensation Reaction Products

Report of Analysis

Client:	EA Engineering Science & Technology	Date Collected:	07/19/21
Project:	NYSDEC - National Heatset	Date Received:	07/22/21
Client Sample ID:	152140-DDC-5-PD	SDG No.:	M3145
Lab Sample ID:	M3145-03	Matrix:	Water
Analytical Method:	SW8260	% Moisture:	100
Sample Wt/Vol:	5 Units: mL	Final Vol:	5000 uL
Soil Aliquot Vol:	uL	Test:	VOC-TCLVOA-10
GC Column:	DB-624UI ID : 0.18	Level :	LOW

File ID/Qc Batch:	Dilution:	Prep Date	Date Analyzed	Prep Batch ID
VX023432.D	1		07/23/21 18:33	VX072321

CAS Number	Parameter	Conc.	Qualifier	MDL	LOQ / CRQL	Units
TARGETS						
75-71-8	Dichlorodifluoromethane	1.00	U	0.23	1.00	ug/L
74-87-3	Chloromethane	1.00	U	0.20	1.00	ug/L
75-01-4	Vinyl Chloride	1.00	U	0.19	1.00	ug/L
74-83-9	Bromomethane	5.00	U	0.87	5.00	ug/L
75-00-3	Chloroethane	1.00	U	0.35	1.00	ug/L
75-69-4	Trichlorofluoromethane	1.00	U	0.25	1.00	ug/L
76-13-1	1,1,2-Trichlorotrifluoroethane	1.00	U	0.21	1.00	ug/L
75-35-4	1,1-Dichloroethene	1.00	U	0.26	1.00	ug/L
67-64-1	Acetone	2.90	J	1.60	5.00	ug/L
75-15-0	Carbon Disulfide	1.00	U	0.25	1.00	ug/L
1634-04-4	Methyl tert-butyl Ether	1.00	U	0.22	1.00	ug/L
79-20-9	Methyl Acetate	1.00	U	0.47	1.00	ug/L
75-09-2	Methylene Chloride	0.46	J	0.18	1.00	ug/L
156-60-5	trans-1,2-Dichloroethene	1.00	U	0.19	1.00	ug/L
75-34-3	1,1-Dichloroethane	1.00	U	0.21	1.00	ug/L
110-82-7	Cyclohexane	5.00	U	1.30	5.00	ug/L
78-93-3	2-Butanone	5.00	U	0.90	5.00	ug/L
56-23-5	Carbon Tetrachloride	1.00	U	0.27	1.00	ug/L
156-59-2	cis-1,2-Dichloroethene	1.50		0.22	1.00	ug/L
74-97-5	Bromochloromethane	1.00	U	0.26	1.00	ug/L
67-66-3	Chloroform	0.49	J	0.27	1.00	ug/L
71-55-6	1,1,1-Trichloroethane	1.00	U	0.20	1.00	ug/L
108-87-2	Methylcyclohexane	1.00	U	0.14	1.00	ug/L
71-43-2	Benzene	1.00	U	0.18	1.00	ug/L
107-06-2	1,2-Dichloroethane	1.00	U	0.25	1.00	ug/L
79-01-6	Trichloroethene	1.00	U	0.17	1.00	ug/L
78-87-5	1,2-Dichloropropane	1.00	U	0.17	1.00	ug/L
75-27-4	Bromodichloromethane	1.00	U	0.20	1.00	ug/L
108-10-1	4-Methyl-2-Pentanone	5.00	U	0.87	5.00	ug/L
108-88-3	Toluene	1.00	U	0.22	1.00	ug/L
10061-02-6	t-1,3-Dichloropropene	1.00	U	0.18	1.00	ug/L
10061-01-5	cis-1,3-Dichloropropene	1.00	U	0.17	1.00	ug/L

Report of Analysis

Client:	EA Engineering Science & Technology	Date Collected:	07/19/21
Project:	NYSDEC - National Heatset	Date Received:	07/22/21
Client Sample ID:	152140-DDC-5-PD	SDG No.:	M3145
Lab Sample ID:	M3145-03	Matrix:	Water
Analytical Method:	SW8260	% Moisture:	100
Sample Wt/Vol:	5 Units: mL	Final Vol:	5000 uL
Soil Aliquot Vol:	uL	Test:	VOC-TCLVOA-10
GC Column:	DB-624UI ID : 0.18	Level :	LOW

File ID/Qc Batch:	Dilution:	Prep Date	Date Analyzed	Prep Batch ID
VX023432.D	1		07/23/21 18:33	VX072321

CAS Number	Parameter	Conc.	Qualifier	MDL	LOQ / CRQL	Units
79-00-5	1,1,2-Trichloroethane	1.00	U	0.24	1.00	ug/L
591-78-6	2-Hexanone	5.00	U	0.92	5.00	ug/L
124-48-1	Dibromochloromethane	1.00	U	0.18	1.00	ug/L
106-93-4	1,2-Dibromoethane	1.00	U	0.16	1.00	ug/L
127-18-4	Tetrachloroethene	4.70		0.17	1.00	ug/L
108-90-7	Chlorobenzene	1.00	U	0.17	1.00	ug/L
100-41-4	Ethyl Benzene	1.00	U	0.18	1.00	ug/L
179601-23-1	m/p-Xylenes	2.00	U	0.32	2.00	ug/L
95-47-6	o-Xylene	1.00	U	0.19	1.00	ug/L
100-42-5	Styrene	1.00	U	0.16	1.00	ug/L
75-25-2	Bromoform	1.00	U	0.19	1.00	ug/L
98-82-8	Isopropylbenzene	1.00	U	0.23	1.00	ug/L
79-34-5	1,1,2,2-Tetrachloroethane	1.00	U	0.29	1.00	ug/L
541-73-1	1,3-Dichlorobenzene	1.00	U	0.19	1.00	ug/L
106-46-7	1,4-Dichlorobenzene	1.00	U	0.20	1.00	ug/L
95-50-1	1,2-Dichlorobenzene	1.00	U	0.19	1.00	ug/L
96-12-8	1,2-Dibromo-3-Chloropropane	1.00	U	0.47	1.00	ug/L
120-82-1	1,2,4-Trichlorobenzene	1.00	U	0.30	1.00	ug/L
87-61-6	1,2,3-Trichlorobenzene	1.00	U	0.35	1.00	ug/L
SURROGATES						
17060-07-0	1,2-Dichloroethane-d4	52.2		78 - 117	104%	SPK: 50
1868-53-7	Dibromofluoromethane	51.2		75 - 124	102%	SPK: 50
2037-26-5	Toluene-d8	51.4		92 - 112	103%	SPK: 50
460-00-4	4-Bromofluorobenzene	47.1		83 - 123	94%	SPK: 50
INTERNAL STANDARDS						
363-72-4	Pentafluorobenzene	168000	5.562			
540-36-3	1,4-Difluorobenzene	285000	6.769			
3114-55-4	Chlorobenzene-d5	249000	10.061			
3855-82-1	1,4-Dichlorobenzene-d4	97300	12.024			

Report of Analysis

Client:	EA Engineering Science & Technology	Date Collected:	07/19/21
Project:	NYSDEC - National Heatset	Date Received:	07/22/21
Client Sample ID:	152140-DDC-5-PD	SDG No.:	M3145
Lab Sample ID:	M3145-03	Matrix:	Water
Analytical Method:	SW8260	% Moisture:	100
Sample Wt/Vol:	5 Units: mL	Final Vol:	5000 uL
Soil Aliquot Vol:	uL	Test:	VOC-TCLVOA-10
GC Column:	DB-624UI ID : 0.18	Level :	LOW

File ID/Qc Batch:	Dilution:	Prep Date	Date Analyzed	Prep Batch ID
VX023432.D	1		07/23/21 18:33	VX072321

CAS Number	Parameter	Conc.	Qualifier	MDL	LOQ / CRQL	Units

U = Not Detected
LOQ = Limit of Quantitation
MDL = Method Detection Limit
LOD = Limit of Detection
E = Value Exceeds Calibration Range
Q = indicates LCS control criteria did not meet requirements
M = MS/MSD acceptance criteria did not meet requirements

J = Estimated Value
B = Analyte Found in Associated Method Blank
N = Presumptive Evidence of a Compound
* = Values outside of QC limits
D = Dilution
() = Laboratory InHouse Limit
A = Aldol-Condensation Reaction Products

Report of Analysis

Client:	EA Engineering Science & Technology	Date Collected:	07/19/21
Project:	NYSDEC - National Heatset	Date Received:	07/22/21
Client Sample ID:	152140-RB-71921	SDG No.:	M3145
Lab Sample ID:	M3145-04	Matrix:	Water
Analytical Method:	SW8260	% Moisture:	100
Sample Wt/Vol:	5 Units: mL	Final Vol:	5000 uL
Soil Aliquot Vol:	uL	Test:	VOC-TCLVOA-10
GC Column:	DB-624UI ID : 0.18	Level :	LOW

File ID/Qc Batch:	Dilution:	Prep Date	Date Analyzed	Prep Batch ID
VX023423.D	1		07/23/21 15:01	VX072321

CAS Number	Parameter	Conc.	Qualifier	MDL	LOQ / CRQL	Units
TARGETS						
75-71-8	Dichlorodifluoromethane	1.00	U	0.23	1.00	ug/L
74-87-3	Chloromethane	1.00	U	0.20	1.00	ug/L
75-01-4	Vinyl Chloride	1.00	U	0.19	1.00	ug/L
74-83-9	Bromomethane	5.00	U	0.87	5.00	ug/L
75-00-3	Chloroethane	1.00	U	0.35	1.00	ug/L
75-69-4	Trichlorofluoromethane	1.00	U	0.25	1.00	ug/L
76-13-1	1,1,2-Trichlorotrifluoroethane	1.00	U	0.21	1.00	ug/L
75-35-4	1,1-Dichloroethene	1.00	U	0.26	1.00	ug/L
67-64-1	Acetone	49.8		1.60	5.00	ug/L
75-15-0	Carbon Disulfide	1.00	U	0.25	1.00	ug/L
1634-04-4	Methyl tert-butyl Ether	1.00	U	0.22	1.00	ug/L
79-20-9	Methyl Acetate	1.00	U	0.47	1.00	ug/L
75-09-2	Methylene Chloride	1.00	U	0.18	1.00	ug/L
156-60-5	trans-1,2-Dichloroethene	1.00	U	0.19	1.00	ug/L
75-34-3	1,1-Dichloroethane	1.00	U	0.21	1.00	ug/L
110-82-7	Cyclohexane	5.00	U	1.30	5.00	ug/L
78-93-3	2-Butanone	4.60	J	0.90	5.00	ug/L
56-23-5	Carbon Tetrachloride	1.00	U	0.27	1.00	ug/L
156-59-2	cis-1,2-Dichloroethene	1.00	U	0.22	1.00	ug/L
74-97-5	Bromochloromethane	1.00	U	0.26	1.00	ug/L
67-66-3	Chloroform	1.00	U	0.27	1.00	ug/L
71-55-6	1,1,1-Trichloroethane	1.00	U	0.20	1.00	ug/L
108-87-2	Methylcyclohexane	1.00	U	0.14	1.00	ug/L
71-43-2	Benzene	1.00	U	0.18	1.00	ug/L
107-06-2	1,2-Dichloroethane	1.00	U	0.25	1.00	ug/L
79-01-6	Trichloroethene	1.00	U	0.17	1.00	ug/L
78-87-5	1,2-Dichloropropane	1.00	U	0.17	1.00	ug/L
75-27-4	Bromodichloromethane	1.00	U	0.20	1.00	ug/L
108-10-1	4-Methyl-2-Pentanone	5.00	U	0.87	5.00	ug/L
108-88-3	Toluene	2.10		0.22	1.00	ug/L
10061-02-6	t-1,3-Dichloropropene	1.00	U	0.18	1.00	ug/L
10061-01-5	cis-1,3-Dichloropropene	1.00	U	0.17	1.00	ug/L

Report of Analysis

Client:	EA Engineering Science & Technology	Date Collected:	07/19/21
Project:	NYSDEC - National Heatset	Date Received:	07/22/21
Client Sample ID:	152140-RB-71921	SDG No.:	M3145
Lab Sample ID:	M3145-04	Matrix:	Water
Analytical Method:	SW8260	% Moisture:	100
Sample Wt/Vol:	5 Units: mL	Final Vol:	5000 uL
Soil Aliquot Vol:	uL	Test:	VOC-TCLVOA-10
GC Column:	DB-624UI ID : 0.18	Level :	LOW

File ID/Qc Batch:	Dilution:	Prep Date	Date Analyzed	Prep Batch ID
VX023423.D	1		07/23/21 15:01	VX072321

CAS Number	Parameter	Conc.	Qualifier	MDL	LOQ / CRQL	Units
79-00-5	1,1,2-Trichloroethane	1.00	U	0.24	1.00	ug/L
591-78-6	2-Hexanone	7.10		0.92	5.00	ug/L
124-48-1	Dibromochloromethane	1.00	U	0.18	1.00	ug/L
106-93-4	1,2-Dibromoethane	1.00	U	0.16	1.00	ug/L
127-18-4	Tetrachloroethene	1.00	U	0.17	1.00	ug/L
108-90-7	Chlorobenzene	1.00	U	0.17	1.00	ug/L
100-41-4	Ethyl Benzene	1.00	U	0.18	1.00	ug/L
179601-23-1	m/p-Xylenes	0.80	J	0.32	2.00	ug/L
95-47-6	o-Xylene	0.39	J	0.19	1.00	ug/L
100-42-5	Styrene	1.00	U	0.16	1.00	ug/L
75-25-2	Bromoform	1.00	U	0.19	1.00	ug/L
98-82-8	Isopropylbenzene	1.00	U	0.23	1.00	ug/L
79-34-5	1,1,2,2-Tetrachloroethane	1.00	U	0.29	1.00	ug/L
541-73-1	1,3-Dichlorobenzene	1.00	U	0.19	1.00	ug/L
106-46-7	1,4-Dichlorobenzene	1.00	U	0.20	1.00	ug/L
95-50-1	1,2-Dichlorobenzene	1.00	U	0.19	1.00	ug/L
96-12-8	1,2-Dibromo-3-Chloropropane	1.00	U	0.47	1.00	ug/L
120-82-1	1,2,4-Trichlorobenzene	1.00	U	0.30	1.00	ug/L
87-61-6	1,2,3-Trichlorobenzene	1.00	U	0.35	1.00	ug/L
SURROGATES						
17060-07-0	1,2-Dichloroethane-d4	52.0		78 - 117	104%	SPK: 50
1868-53-7	Dibromofluoromethane	50.6		75 - 124	101%	SPK: 50
2037-26-5	Toluene-d8	52.0		92 - 112	104%	SPK: 50
460-00-4	4-Bromofluorobenzene	48.5		83 - 123	97%	SPK: 50
INTERNAL STANDARDS						
363-72-4	Pentafluorobenzene	170000	5.562			
540-36-3	1,4-Difluorobenzene	286000	6.769			
3114-55-4	Chlorobenzene-d5	255000	10.055			
3855-82-1	1,4-Dichlorobenzene-d4	102000	12.024			
TENTATIVE IDENTIFIED COMPOUNDS						
67-63-0	Isopropyl Alcohol	7.00	J		2.55	ug/L
75-65-0	Tert butyl alcohol	30.0	J		2.97	ug/L

Report of Analysis

Client:	EA Engineering Science & Technology	Date Collected:	07/19/21
Project:	NYSDEC - National Heatset	Date Received:	07/22/21
Client Sample ID:	152140-RB-71921	SDG No.:	M3145
Lab Sample ID:	M3145-04	Matrix:	Water
Analytical Method:	SW8260	% Moisture:	100
Sample Wt/Vol:	5 Units: mL	Final Vol:	5000 uL
Soil Aliquot Vol:	uL	Test:	VOC-TCLVOA-10
GC Column:	DB-624UI ID : 0.18	Level :	LOW

File ID/Qc Batch:	Dilution:	Prep Date	Date Analyzed	Prep Batch ID
VX023423.D	1		07/23/21 15:01	VX072321

CAS Number	Parameter	Conc.	Qualifier	MDL	LOQ / CRQL	Units

U = Not Detected
LOQ = Limit of Quantitation
MDL = Method Detection Limit
LOD = Limit of Detection
E = Value Exceeds Calibration Range
Q = indicates LCS control criteria did not meet requirements
M = MS/MSD acceptance criteria did not meet requirements

J = Estimated Value
B = Analyte Found in Associated Method Blank
N = Presumptive Evidence of a Compound
* = Values outside of QC limits
D = Dilution
() = Laboratory InHouse Limit
A = Aldol-Condensation Reaction Products

Report of Analysis

Client:	EA Engineering Science & Technology	Date Collected:	07/20/21
Project:	NYSDEC - National Heatset	Date Received:	07/22/21
Client Sample ID:	152140-DDC-7-PS	SDG No.:	M3145
Lab Sample ID:	M3145-05	Matrix:	Water
Analytical Method:	SW8260	% Moisture:	100
Sample Wt/Vol:	5 Units: mL	Final Vol:	5000 uL
Soil Aliquot Vol:	uL	Test:	VOC-TCLVOA-10
GC Column:	DB-624UI ID : 0.18	Level :	LOW

File ID/Qc Batch:	Dilution:	Prep Date	Date Analyzed	Prep Batch ID
VX023433.D	1		07/23/21 18:57	VX072321

CAS Number	Parameter	Conc.	Qualifier	MDL	LOQ / CRQL	Units
TARGETS						
75-71-8	Dichlorodifluoromethane	1.00	U	0.23	1.00	ug/L
74-87-3	Chloromethane	1.00	U	0.20	1.00	ug/L
75-01-4	Vinyl Chloride	1.00	U	0.19	1.00	ug/L
74-83-9	Bromomethane	5.00	U	0.87	5.00	ug/L
75-00-3	Chloroethane	1.00	U	0.35	1.00	ug/L
75-69-4	Trichlorofluoromethane	1.00	U	0.25	1.00	ug/L
76-13-1	1,1,2-Trichlorotrifluoroethane	1.00	U	0.21	1.00	ug/L
75-35-4	1,1-Dichloroethene	1.00	U	0.26	1.00	ug/L
67-64-1	Acetone	5.00	U	1.60	5.00	ug/L
75-15-0	Carbon Disulfide	1.00	U	0.25	1.00	ug/L
1634-04-4	Methyl tert-butyl Ether	1.00	U	0.22	1.00	ug/L
79-20-9	Methyl Acetate	1.00	U	0.47	1.00	ug/L
75-09-2	Methylene Chloride	1.00	U	0.18	1.00	ug/L
156-60-5	trans-1,2-Dichloroethene	1.00	U	0.19	1.00	ug/L
75-34-3	1,1-Dichloroethane	1.00	U	0.21	1.00	ug/L
110-82-7	Cyclohexane	5.00	U	1.30	5.00	ug/L
78-93-3	2-Butanone	5.00	U	0.90	5.00	ug/L
56-23-5	Carbon Tetrachloride	1.00	U	0.27	1.00	ug/L
156-59-2	cis-1,2-Dichloroethene	4.70		0.22	1.00	ug/L
74-97-5	Bromochloromethane	1.00	U	0.26	1.00	ug/L
67-66-3	Chloroform	0.34	J	0.27	1.00	ug/L
71-55-6	1,1,1-Trichloroethane	1.00	U	0.20	1.00	ug/L
108-87-2	Methylcyclohexane	1.00	U	0.14	1.00	ug/L
71-43-2	Benzene	1.00	U	0.18	1.00	ug/L
107-06-2	1,2-Dichloroethane	1.00	U	0.25	1.00	ug/L
79-01-6	Trichloroethene	1.00	U	0.17	1.00	ug/L
78-87-5	1,2-Dichloropropane	1.00	U	0.17	1.00	ug/L
75-27-4	Bromodichloromethane	1.00	U	0.20	1.00	ug/L
108-10-1	4-Methyl-2-Pentanone	5.00	U	0.87	5.00	ug/L
108-88-3	Toluene	1.00	U	0.22	1.00	ug/L
10061-02-6	t-1,3-Dichloropropene	1.00	U	0.18	1.00	ug/L
10061-01-5	cis-1,3-Dichloropropene	1.00	U	0.17	1.00	ug/L

Report of Analysis

Client:	EA Engineering Science & Technology	Date Collected:	07/20/21
Project:	NYSDEC - National Heatset	Date Received:	07/22/21
Client Sample ID:	152140-DDC-7-PS	SDG No.:	M3145
Lab Sample ID:	M3145-05	Matrix:	Water
Analytical Method:	SW8260	% Moisture:	100
Sample Wt/Vol:	5 Units: mL	Final Vol:	5000 uL
Soil Aliquot Vol:	uL	Test:	VOC-TCLVOA-10
GC Column:	DB-624UI ID : 0.18	Level :	LOW

File ID/Qc Batch:	Dilution:	Prep Date	Date Analyzed	Prep Batch ID
VX023433.D	1		07/23/21 18:57	VX072321

CAS Number	Parameter	Conc.	Qualifier	MDL	LOQ / CRQL	Units
79-00-5	1,1,2-Trichloroethane	1.00	U	0.24	1.00	ug/L
591-78-6	2-Hexanone	5.00	U	0.92	5.00	ug/L
124-48-1	Dibromochloromethane	1.00	U	0.18	1.00	ug/L
106-93-4	1,2-Dibromoethane	1.00	U	0.16	1.00	ug/L
127-18-4	Tetrachloroethene	1.00	U	0.17	1.00	ug/L
108-90-7	Chlorobenzene	1.00	U	0.17	1.00	ug/L
100-41-4	Ethyl Benzene	1.00	U	0.18	1.00	ug/L
179601-23-1	m/p-Xylenes	2.00	U	0.32	2.00	ug/L
95-47-6	o-Xylene	1.00	U	0.19	1.00	ug/L
100-42-5	Styrene	1.00	U	0.16	1.00	ug/L
75-25-2	Bromoform	1.00	U	0.19	1.00	ug/L
98-82-8	Isopropylbenzene	1.00	U	0.23	1.00	ug/L
79-34-5	1,1,2,2-Tetrachloroethane	1.00	U	0.29	1.00	ug/L
541-73-1	1,3-Dichlorobenzene	1.00	U	0.19	1.00	ug/L
106-46-7	1,4-Dichlorobenzene	1.00	U	0.20	1.00	ug/L
95-50-1	1,2-Dichlorobenzene	1.00	U	0.19	1.00	ug/L
96-12-8	1,2-Dibromo-3-Chloropropane	1.00	U	0.47	1.00	ug/L
120-82-1	1,2,4-Trichlorobenzene	1.00	U	0.30	1.00	ug/L
87-61-6	1,2,3-Trichlorobenzene	1.00	U	0.35	1.00	ug/L
SURROGATES						
17060-07-0	1,2-Dichloroethane-d4	52.1		78 - 117	104%	SPK: 50
1868-53-7	Dibromofluoromethane	50.5		75 - 124	101%	SPK: 50
2037-26-5	Toluene-d8	51.8		92 - 112	104%	SPK: 50
460-00-4	4-Bromofluorobenzene	47.8		83 - 123	96%	SPK: 50
INTERNAL STANDARDS						
363-72-4	Pentafluorobenzene	170000	5.562			
540-36-3	1,4-Difluorobenzene	285000	6.769			
3114-55-4	Chlorobenzene-d5	253000	10.061			
3855-82-1	1,4-Dichlorobenzene-d4	99500	12.024			

Report of Analysis

Client:	EA Engineering Science & Technology	Date Collected:	07/20/21
Project:	NYSDEC - National Heatset	Date Received:	07/22/21
Client Sample ID:	152140-DDC-7-PS	SDG No.:	M3145
Lab Sample ID:	M3145-05	Matrix:	Water
Analytical Method:	SW8260	% Moisture:	100
Sample Wt/Vol:	5 Units: mL	Final Vol:	5000 uL
Soil Aliquot Vol:	uL	Test:	VOC-TCLVOA-10
GC Column:	DB-624UI ID : 0.18	Level :	LOW

File ID/Qc Batch:	Dilution:	Prep Date	Date Analyzed	Prep Batch ID
VX023433.D	1		07/23/21 18:57	VX072321

CAS Number	Parameter	Conc.	Qualifier	MDL	LOQ / CRQL	Units

U = Not Detected
LOQ = Limit of Quantitation
MDL = Method Detection Limit
LOD = Limit of Detection
E = Value Exceeds Calibration Range
Q = indicates LCS control criteria did not meet requirements
M = MS/MSD acceptance criteria did not meet requirements

J = Estimated Value
B = Analyte Found in Associated Method Blank
N = Presumptive Evidence of a Compound
* = Values outside of QC limits
D = Dilution
() = Laboratory InHouse Limit
A = Aldol-Condensation Reaction Products

Report of Analysis

Client:	EA Engineering Science & Technology	Date Collected:	07/20/21
Project:	NYSDEC - National Heatset	Date Received:	07/22/21
Client Sample ID:	152140-MW-1S(OFFSITE)	SDG No.:	M3145
Lab Sample ID:	M3145-06	Matrix:	Water
Analytical Method:	SW8260	% Moisture:	100
Sample Wt/Vol:	5 Units: mL	Final Vol:	5000 uL
Soil Aliquot Vol:	uL	Test:	VOC-TCLVOA-10
GC Column:	DB-624UI ID : 0.18	Level :	LOW

File ID/Qc Batch:	Dilution:	Prep Date	Date Analyzed	Prep Batch ID
VX023434.D	1		07/23/21 19:20	VX072321

CAS Number	Parameter	Conc.	Qualifier	MDL	LOQ / CRQL	Units
TARGETS						
75-71-8	Dichlorodifluoromethane	1.00	U	0.23	1.00	ug/L
74-87-3	Chloromethane	1.00	U	0.20	1.00	ug/L
75-01-4	Vinyl Chloride	1.00	U	0.19	1.00	ug/L
74-83-9	Bromomethane	5.00	U	0.87	5.00	ug/L
75-00-3	Chloroethane	1.00	U	0.35	1.00	ug/L
75-69-4	Trichlorofluoromethane	1.00	U	0.25	1.00	ug/L
76-13-1	1,1,2-Trichlorotrifluoroethane	1.00	U	0.21	1.00	ug/L
75-35-4	1,1-Dichloroethene	1.00	U	0.26	1.00	ug/L
67-64-1	Acetone	3.70	J	1.60	5.00	ug/L
75-15-0	Carbon Disulfide	1.00	U	0.25	1.00	ug/L
1634-04-4	Methyl tert-butyl Ether	1.00	U	0.22	1.00	ug/L
79-20-9	Methyl Acetate	1.00	U	0.47	1.00	ug/L
75-09-2	Methylene Chloride	0.47	J	0.18	1.00	ug/L
156-60-5	trans-1,2-Dichloroethene	1.00	U	0.19	1.00	ug/L
75-34-3	1,1-Dichloroethane	1.00	U	0.21	1.00	ug/L
110-82-7	Cyclohexane	5.00	U	1.30	5.00	ug/L
78-93-3	2-Butanone	5.00	U	0.90	5.00	ug/L
56-23-5	Carbon Tetrachloride	1.00	U	0.27	1.00	ug/L
156-59-2	cis-1,2-Dichloroethene	1.00	U	0.22	1.00	ug/L
74-97-5	Bromochloromethane	1.00	U	0.26	1.00	ug/L
67-66-3	Chloroform	1.00	U	0.27	1.00	ug/L
71-55-6	1,1,1-Trichloroethane	1.00	U	0.20	1.00	ug/L
108-87-2	Methylcyclohexane	1.00	U	0.14	1.00	ug/L
71-43-2	Benzene	1.00	U	0.18	1.00	ug/L
107-06-2	1,2-Dichloroethane	1.00	U	0.25	1.00	ug/L
79-01-6	Trichloroethene	1.00	U	0.17	1.00	ug/L
78-87-5	1,2-Dichloropropane	1.00	U	0.17	1.00	ug/L
75-27-4	Bromodichloromethane	1.00	U	0.20	1.00	ug/L
108-10-1	4-Methyl-2-Pentanone	5.00	U	0.87	5.00	ug/L
108-88-3	Toluene	1.00	U	0.22	1.00	ug/L
10061-02-6	t-1,3-Dichloropropene	1.00	U	0.18	1.00	ug/L
10061-01-5	cis-1,3-Dichloropropene	1.00	U	0.17	1.00	ug/L

Report of Analysis

Client:	EA Engineering Science & Technology	Date Collected:	07/20/21
Project:	NYSDEC - National Heatset	Date Received:	07/22/21
Client Sample ID:	152140-MW-1S(OFFSITE)	SDG No.:	M3145
Lab Sample ID:	M3145-06	Matrix:	Water
Analytical Method:	SW8260	% Moisture:	100
Sample Wt/Vol:	5 Units: mL	Final Vol:	5000 uL
Soil Aliquot Vol:	uL	Test:	VOC-TCLVOA-10
GC Column:	DB-624UI ID : 0.18	Level :	LOW

File ID/Qc Batch:	Dilution:	Prep Date	Date Analyzed	Prep Batch ID
VX023434.D	1		07/23/21 19:20	VX072321

CAS Number	Parameter	Conc.	Qualifier	MDL	LOQ / CRQL	Units
79-00-5	1,1,2-Trichloroethane	1.00	U	0.24	1.00	ug/L
591-78-6	2-Hexanone	5.00	U	0.92	5.00	ug/L
124-48-1	Dibromochloromethane	1.00	U	0.18	1.00	ug/L
106-93-4	1,2-Dibromoethane	1.00	U	0.16	1.00	ug/L
127-18-4	Tetrachloroethene	0.25	J	0.17	1.00	ug/L
108-90-7	Chlorobenzene	1.00	U	0.17	1.00	ug/L
100-41-4	Ethyl Benzene	1.00	U	0.18	1.00	ug/L
179601-23-1	m/p-Xylenes	2.00	U	0.32	2.00	ug/L
95-47-6	o-Xylene	1.00	U	0.19	1.00	ug/L
100-42-5	Styrene	1.00	U	0.16	1.00	ug/L
75-25-2	Bromoform	1.00	U	0.19	1.00	ug/L
98-82-8	Isopropylbenzene	1.00	U	0.23	1.00	ug/L
79-34-5	1,1,2,2-Tetrachloroethane	1.00	U	0.29	1.00	ug/L
541-73-1	1,3-Dichlorobenzene	1.00	U	0.19	1.00	ug/L
106-46-7	1,4-Dichlorobenzene	1.00	U	0.20	1.00	ug/L
95-50-1	1,2-Dichlorobenzene	1.00	U	0.19	1.00	ug/L
96-12-8	1,2-Dibromo-3-Chloropropane	1.00	U	0.47	1.00	ug/L
120-82-1	1,2,4-Trichlorobenzene	1.00	U	0.30	1.00	ug/L
87-61-6	1,2,3-Trichlorobenzene	1.00	U	0.35	1.00	ug/L
SURROGATES						
17060-07-0	1,2-Dichloroethane-d4	52.4		78 - 117	105%	SPK: 50
1868-53-7	Dibromofluoromethane	51.4		75 - 124	103%	SPK: 50
2037-26-5	Toluene-d8	51.7		92 - 112	103%	SPK: 50
460-00-4	4-Bromofluorobenzene	47.8		83 - 123	96%	SPK: 50
INTERNAL STANDARDS						
363-72-4	Pentafluorobenzene	157000	5.562			
540-36-3	1,4-Difluorobenzene	264000	6.769			
3114-55-4	Chlorobenzene-d5	230000	10.055			
3855-82-1	1,4-Dichlorobenzene-d4	87300	12.024			

Report of Analysis

Client:	EA Engineering Science & Technology	Date Collected:	07/20/21
Project:	NYSDEC - National Heatset	Date Received:	07/22/21
Client Sample ID:	152140-MW-1S(OFFSITE)	SDG No.:	M3145
Lab Sample ID:	M3145-06	Matrix:	Water
Analytical Method:	SW8260	% Moisture:	100
Sample Wt/Vol:	5 Units: mL	Final Vol:	5000 uL
Soil Aliquot Vol:	uL	Test:	VOC-TCLVOA-10
GC Column:	DB-624UI ID : 0.18	Level :	LOW

File ID/Qc Batch:	Dilution:	Prep Date	Date Analyzed	Prep Batch ID
VX023434.D	1		07/23/21 19:20	VX072321

CAS Number	Parameter	Conc.	Qualifier	MDL	LOQ / CRQL	Units

U = Not Detected
LOQ = Limit of Quantitation
MDL = Method Detection Limit
LOD = Limit of Detection
E = Value Exceeds Calibration Range
Q = indicates LCS control criteria did not meet requirements
M = MS/MSD acceptance criteria did not meet requirements

J = Estimated Value
B = Analyte Found in Associated Method Blank
N = Presumptive Evidence of a Compound
* = Values outside of QC limits
D = Dilution
() = Laboratory InHouse Limit
A = Aldol-Condensation Reaction Products

Report of Analysis

Client:	EA Engineering Science & Technology	Date Collected:	07/20/21
Project:	NYSDEC - National Heatset	Date Received:	07/22/21
Client Sample ID:	152140-DDC-8-PD	SDG No.:	M3145
Lab Sample ID:	M3145-09	Matrix:	Water
Analytical Method:	SW8260	% Moisture:	100
Sample Wt/Vol:	5 Units: mL	Final Vol:	5000 uL
Soil Aliquot Vol:	uL	Test:	VOC-TCLVOA-10
GC Column:	DB-624UI ID : 0.18	Level :	LOW

File ID/Qc Batch:	Dilution:	Prep Date	Date Analyzed	Prep Batch ID
VX023445.D	1		07/26/21 12:52	VX072621

CAS Number	Parameter	Conc.	Qualifier	MDL	LOQ / CRQL	Units
TARGETS						
75-71-8	Dichlorodifluoromethane	1.00	U	0.23	1.00	ug/L
74-87-3	Chloromethane	1.00	U	0.20	1.00	ug/L
75-01-4	Vinyl Chloride	1.00	U	0.19	1.00	ug/L
74-83-9	Bromomethane	5.00	U	0.87	5.00	ug/L
75-00-3	Chloroethane	1.00	U	0.35	1.00	ug/L
75-69-4	Trichlorofluoromethane	1.00	U	0.25	1.00	ug/L
76-13-1	1,1,2-Trichlorotrifluoroethane	1.00	U	0.21	1.00	ug/L
75-35-4	1,1-Dichloroethene	1.00	U	0.26	1.00	ug/L
67-64-1	Acetone	2.80	J	1.60	5.00	ug/L
75-15-0	Carbon Disulfide	1.00	U	0.25	1.00	ug/L
1634-04-4	Methyl tert-butyl Ether	1.00	U	0.22	1.00	ug/L
79-20-9	Methyl Acetate	1.00	U	0.47	1.00	ug/L
75-09-2	Methylene Chloride	1.00	U	0.18	1.00	ug/L
156-60-5	trans-1,2-Dichloroethene	1.00	U	0.19	1.00	ug/L
75-34-3	1,1-Dichloroethane	1.00	U	0.21	1.00	ug/L
110-82-7	Cyclohexane	5.00	U	1.30	5.00	ug/L
78-93-3	2-Butanone	5.00	U	0.90	5.00	ug/L
56-23-5	Carbon Tetrachloride	1.00	U	0.27	1.00	ug/L
156-59-2	cis-1,2-Dichloroethene	4.40		0.22	1.00	ug/L
74-97-5	Bromochloromethane	1.00	U	0.26	1.00	ug/L
67-66-3	Chloroform	0.47	J	0.27	1.00	ug/L
71-55-6	1,1,1-Trichloroethane	1.00	U	0.20	1.00	ug/L
108-87-2	Methylcyclohexane	1.00	U	0.14	1.00	ug/L
71-43-2	Benzene	1.00	U	0.18	1.00	ug/L
107-06-2	1,2-Dichloroethane	1.00	U	0.25	1.00	ug/L
79-01-6	Trichloroethene	1.00	U	0.17	1.00	ug/L
78-87-5	1,2-Dichloropropane	1.00	U	0.17	1.00	ug/L
75-27-4	Bromodichloromethane	1.00	U	0.20	1.00	ug/L
108-10-1	4-Methyl-2-Pentanone	5.00	U	0.87	5.00	ug/L
108-88-3	Toluene	1.00	U	0.22	1.00	ug/L
10061-02-6	t-1,3-Dichloropropene	1.00	U	0.18	1.00	ug/L
10061-01-5	cis-1,3-Dichloropropene	1.00	U	0.17	1.00	ug/L

Report of Analysis

Client:	EA Engineering Science & Technology	Date Collected:	07/20/21
Project:	NYSDEC - National Heatset	Date Received:	07/22/21
Client Sample ID:	152140-DDC-8-PD	SDG No.:	M3145
Lab Sample ID:	M3145-09	Matrix:	Water
Analytical Method:	SW8260	% Moisture:	100
Sample Wt/Vol:	5 Units: mL	Final Vol:	5000 uL
Soil Aliquot Vol:	uL	Test:	VOC-TCLVOA-10
GC Column:	DB-624UI ID : 0.18	Level :	LOW

File ID/Qc Batch:	Dilution:	Prep Date	Date Analyzed	Prep Batch ID
VX023445.D	1		07/26/21 12:52	VX072621

CAS Number	Parameter	Conc.	Qualifier	MDL	LOQ / CRQL	Units
79-00-5	1,1,2-Trichloroethane	1.00	U	0.24	1.00	ug/L
591-78-6	2-Hexanone	5.00	U	0.92	5.00	ug/L
124-48-1	Dibromochloromethane	1.00	U	0.18	1.00	ug/L
106-93-4	1,2-Dibromoethane	1.00	U	0.16	1.00	ug/L
127-18-4	Tetrachloroethene	0.45	J	0.17	1.00	ug/L
108-90-7	Chlorobenzene	1.00	U	0.17	1.00	ug/L
100-41-4	Ethyl Benzene	1.00	U	0.18	1.00	ug/L
179601-23-1	m/p-Xylenes	2.00	U	0.32	2.00	ug/L
95-47-6	o-Xylene	1.00	U	0.19	1.00	ug/L
100-42-5	Styrene	1.00	U	0.16	1.00	ug/L
75-25-2	Bromoform	1.00	U	0.19	1.00	ug/L
98-82-8	Isopropylbenzene	1.00	U	0.23	1.00	ug/L
79-34-5	1,1,2,2-Tetrachloroethane	1.00	U	0.29	1.00	ug/L
541-73-1	1,3-Dichlorobenzene	1.00	U	0.19	1.00	ug/L
106-46-7	1,4-Dichlorobenzene	1.00	U	0.20	1.00	ug/L
95-50-1	1,2-Dichlorobenzene	1.00	U	0.19	1.00	ug/L
96-12-8	1,2-Dibromo-3-Chloropropane	1.00	U	0.47	1.00	ug/L
120-82-1	1,2,4-Trichlorobenzene	1.00	U	0.30	1.00	ug/L
87-61-6	1,2,3-Trichlorobenzene	1.00	U	0.35	1.00	ug/L
SURROGATES						
17060-07-0	1,2-Dichloroethane-d4	53.1		78 - 117	106%	SPK: 50
1868-53-7	Dibromofluoromethane	50.2		75 - 124	100%	SPK: 50
2037-26-5	Toluene-d8	52.3		92 - 112	105%	SPK: 50
460-00-4	4-Bromofluorobenzene	48.7		83 - 123	97%	SPK: 50
INTERNAL STANDARDS						
363-72-4	Pentafluorobenzene	171000	5.562			
540-36-3	1,4-Difluorobenzene	290000	6.769			
3114-55-4	Chlorobenzene-d5	253000	10.061			
3855-82-1	1,4-Dichlorobenzene-d4	99600	12.024			

CHEMTECH 284 Sheffield Street, Mountainside, NJ 07092 Phone: 908 789 8900 Fax: 908 789 8922

Report of Analysis

Client:	EA Engineering Science & Technology	Date Collected:	07/20/21
Project:	NYSDEC - National Heatset	Date Received:	07/22/21
Client Sample ID:	152140-DDC-8-PD	SDG No.:	M3145
Lab Sample ID:	M3145-09	Matrix:	Water
Analytical Method:	SW8260	% Moisture:	100
Sample Wt/Vol:	5 Units: mL	Final Vol:	5000 uL
Soil Aliquot Vol:	uL	Test:	VOC-TCLVOA-10
GC Column:	DB-624UI ID : 0.18	Level :	LOW

File ID/Qc Batch:	Dilution:	Prep Date	Date Analyzed	Prep Batch ID
VX023445.D	1		07/26/21 12:52	VX072621

CAS Number	Parameter	Conc.	Qualifier	MDL	LOQ / CRQL	Units

U = Not Detected
LOQ = Limit of Quantitation
MDL = Method Detection Limit
LOD = Limit of Detection
E = Value Exceeds Calibration Range
Q = indicates LCS control criteria did not meet requirements
M = MS/MSD acceptance criteria did not meet requirements

J = Estimated Value
B = Analyte Found in Associated Method Blank
N = Presumptive Evidence of a Compound
* = Values outside of QC limits
D = Dilution
() = Laboratory InHouse Limit
A = Aldol-Condensation Reaction Products

Report of Analysis

Client:	EA Engineering Science & Technology	Date Collected:	07/20/21
Project:	NYSDEC - National Heatset	Date Received:	07/22/21
Client Sample ID:	152140-MW-2S(OFFSIDE)	SDG No.:	M3145
Lab Sample ID:	M3145-10	Matrix:	Water
Analytical Method:	SW8260	% Moisture:	100
Sample Wt/Vol:	5 Units: mL	Final Vol:	5000 uL
Soil Aliquot Vol:	uL	Test:	VOC-TCLVOA-10
GC Column:	DB-624UI ID : 0.18	Level :	LOW

File ID/Qc Batch:	Dilution:	Prep Date	Date Analyzed	Prep Batch ID
VX023392.D	1		07/22/21 23:19	VX072221

CAS Number	Parameter	Conc.	Qualifier	MDL	LOQ / CRQL	Units
TARGETS						
75-71-8	Dichlorodifluoromethane	1.00	U	0.23	1.00	ug/L
74-87-3	Chloromethane	1.00	U	0.20	1.00	ug/L
75-01-4	Vinyl Chloride	1.00	U	0.19	1.00	ug/L
74-83-9	Bromomethane	5.00	U	0.87	5.00	ug/L
75-00-3	Chloroethane	1.00	U	0.35	1.00	ug/L
75-69-4	Trichlorofluoromethane	1.00	U	0.25	1.00	ug/L
76-13-1	1,1,2-Trichlorotrifluoroethane	1.00	U	0.21	1.00	ug/L
75-35-4	1,1-Dichloroethene	1.00	U	0.26	1.00	ug/L
67-64-1	Acetone	5.00	U	1.60	5.00	ug/L
75-15-0	Carbon Disulfide	1.00	U	0.25	1.00	ug/L
1634-04-4	Methyl tert-butyl Ether	1.00	U	0.22	1.00	ug/L
79-20-9	Methyl Acetate	1.00	U	0.47	1.00	ug/L
75-09-2	Methylene Chloride	1.00	U	0.18	1.00	ug/L
156-60-5	trans-1,2-Dichloroethene	1.00	U	0.19	1.00	ug/L
75-34-3	1,1-Dichloroethane	1.00	U	0.21	1.00	ug/L
110-82-7	Cyclohexane	5.00	U	1.30	5.00	ug/L
78-93-3	2-Butanone	5.00	U	0.90	5.00	ug/L
56-23-5	Carbon Tetrachloride	1.00	U	0.27	1.00	ug/L
156-59-2	cis-1,2-Dichloroethene	3.40		0.22	1.00	ug/L
74-97-5	Bromochloromethane	1.00	U	0.26	1.00	ug/L
67-66-3	Chloroform	1.00	U	0.27	1.00	ug/L
71-55-6	1,1,1-Trichloroethane	1.00	U	0.20	1.00	ug/L
108-87-2	Methylcyclohexane	1.00	U	0.14	1.00	ug/L
71-43-2	Benzene	1.00	U	0.18	1.00	ug/L
107-06-2	1,2-Dichloroethane	1.00	U	0.25	1.00	ug/L
79-01-6	Trichloroethene	1.00	U	0.17	1.00	ug/L
78-87-5	1,2-Dichloropropane	1.00	U	0.17	1.00	ug/L
75-27-4	Bromodichloromethane	1.00	U	0.20	1.00	ug/L
108-10-1	4-Methyl-2-Pentanone	5.00	U	0.87	5.00	ug/L
108-88-3	Toluene	1.00	U	0.22	1.00	ug/L
10061-02-6	t-1,3-Dichloropropene	1.00	U	0.18	1.00	ug/L
10061-01-5	cis-1,3-Dichloropropene	1.00	U	0.17	1.00	ug/L

Report of Analysis

Client:	EA Engineering Science & Technology	Date Collected:	07/20/21
Project:	NYSDEC - National Heatset	Date Received:	07/22/21
Client Sample ID:	152140-MW-2S(OFFSIDE)	SDG No.:	M3145
Lab Sample ID:	M3145-10	Matrix:	Water
Analytical Method:	SW8260	% Moisture:	100
Sample Wt/Vol:	5 Units: mL	Final Vol:	5000 uL
Soil Aliquot Vol:	uL	Test:	VOC-TCLVOA-10
GC Column:	DB-624UI ID : 0.18	Level :	LOW

File ID/Qc Batch:	Dilution:	Prep Date	Date Analyzed	Prep Batch ID
VX023392.D	1		07/22/21 23:19	VX072221

CAS Number	Parameter	Conc.	Qualifier	MDL	LOQ / CRQL	Units
79-00-5	1,1,2-Trichloroethane	1.00	U	0.24	1.00	ug/L
591-78-6	2-Hexanone	5.00	U	0.92	5.00	ug/L
124-48-1	Dibromochloromethane	1.00	U	0.18	1.00	ug/L
106-93-4	1,2-Dibromoethane	1.00	U	0.16	1.00	ug/L
127-18-4	Tetrachloroethene	1.00	U	0.17	1.00	ug/L
108-90-7	Chlorobenzene	1.00	U	0.17	1.00	ug/L
100-41-4	Ethyl Benzene	1.00	U	0.18	1.00	ug/L
179601-23-1	m/p-Xylenes	2.00	U	0.32	2.00	ug/L
95-47-6	o-Xylene	1.00	U	0.19	1.00	ug/L
100-42-5	Styrene	1.00	U	0.16	1.00	ug/L
75-25-2	Bromoform	1.00	U	0.19	1.00	ug/L
98-82-8	Isopropylbenzene	1.00	U	0.23	1.00	ug/L
79-34-5	1,1,2,2-Tetrachloroethane	1.00	U	0.29	1.00	ug/L
541-73-1	1,3-Dichlorobenzene	1.00	U	0.19	1.00	ug/L
106-46-7	1,4-Dichlorobenzene	1.00	U	0.20	1.00	ug/L
95-50-1	1,2-Dichlorobenzene	1.00	U	0.19	1.00	ug/L
96-12-8	1,2-Dibromo-3-Chloropropane	1.00	U	0.47	1.00	ug/L
120-82-1	1,2,4-Trichlorobenzene	1.00	U	0.30	1.00	ug/L
87-61-6	1,2,3-Trichlorobenzene	1.00	U	0.35	1.00	ug/L
SURROGATES						
17060-07-0	1,2-Dichloroethane-d4	49.3		78 - 117	99%	SPK: 50
1868-53-7	Dibromofluoromethane	49.9		75 - 124	100%	SPK: 50
2037-26-5	Toluene-d8	52.1		92 - 112	104%	SPK: 50
460-00-4	4-Bromofluorobenzene	45.9		83 - 123	92%	SPK: 50
INTERNAL STANDARDS						
363-72-4	Pentafluorobenzene	167000	5.562			
540-36-3	1,4-Difluorobenzene	274000	6.769			
3114-55-4	Chlorobenzene-d5	236000	10.061			
3855-82-1	1,4-Dichlorobenzene-d4	81700	12.024			

Report of Analysis

Client:	EA Engineering Science & Technology	Date Collected:	07/20/21
Project:	NYSDEC - National Heatset	Date Received:	07/22/21
Client Sample ID:	152140-MW-2S(OFFSIDE)	SDG No.:	M3145
Lab Sample ID:	M3145-10	Matrix:	Water
Analytical Method:	SW8260	% Moisture:	100
Sample Wt/Vol:	5 Units: mL	Final Vol:	5000 uL
Soil Aliquot Vol:	uL	Test:	VOC-TCLVOA-10
GC Column:	DB-624UI ID : 0.18	Level :	LOW

File ID/Qc Batch:	Dilution:	Prep Date	Date Analyzed	Prep Batch ID
VX023392.D	1		07/22/21 23:19	VX072221

CAS Number	Parameter	Conc.	Qualifier	MDL	LOQ / CRQL	Units

U = Not Detected
LOQ = Limit of Quantitation
MDL = Method Detection Limit
LOD = Limit of Detection
E = Value Exceeds Calibration Range
Q = indicates LCS control criteria did not meet requirements
M = MS/MSD acceptance criteria did not meet requirements

J = Estimated Value
B = Analyte Found in Associated Method Blank
N = Presumptive Evidence of a Compound
* = Values outside of QC limits
D = Dilution
() = Laboratory InHouse Limit
A = Aldol-Condensation Reaction Products

Report of Analysis

Client:	EA Engineering Science & Technology	Date Collected:	07/20/21
Project:	NYSDEC - National Heatset	Date Received:	07/22/21
Client Sample ID:	152140-MW-3S(OFFSITE)	SDG No.:	M3145
Lab Sample ID:	M3145-11	Matrix:	Water
Analytical Method:	SW8260	% Moisture:	100
Sample Wt/Vol:	5 Units: mL	Final Vol:	5000 uL
Soil Aliquot Vol:	uL	Test:	VOC-TCLVOA-10
GC Column:	DB-624UI ID : 0.18	Level :	LOW

File ID/Qc Batch:	Dilution:	Prep Date	Date Analyzed	Prep Batch ID
VX023393.D	1		07/22/21 23:42	VX072221

CAS Number	Parameter	Conc.	Qualifier	MDL	LOQ / CRQL	Units
TARGETS						
75-71-8	Dichlorodifluoromethane	1.00	U	0.23	1.00	ug/L
74-87-3	Chloromethane	1.00	U	0.20	1.00	ug/L
75-01-4	Vinyl Chloride	1.00	U	0.19	1.00	ug/L
74-83-9	Bromomethane	5.00	U	0.87	5.00	ug/L
75-00-3	Chloroethane	1.00	U	0.35	1.00	ug/L
75-69-4	Trichlorofluoromethane	1.00	U	0.25	1.00	ug/L
76-13-1	1,1,2-Trichlorotrifluoroethane	1.00	U	0.21	1.00	ug/L
75-35-4	1,1-Dichloroethene	1.00	U	0.26	1.00	ug/L
67-64-1	Acetone	2.20	J	1.60	5.00	ug/L
75-15-0	Carbon Disulfide	1.00	U	0.25	1.00	ug/L
1634-04-4	Methyl tert-butyl Ether	1.00	U	0.22	1.00	ug/L
79-20-9	Methyl Acetate	1.00	U	0.47	1.00	ug/L
75-09-2	Methylene Chloride	0.42	J	0.18	1.00	ug/L
156-60-5	trans-1,2-Dichloroethene	1.00	U	0.19	1.00	ug/L
75-34-3	1,1-Dichloroethane	1.00	U	0.21	1.00	ug/L
110-82-7	Cyclohexane	5.00	U	1.30	5.00	ug/L
78-93-3	2-Butanone	5.00	U	0.90	5.00	ug/L
56-23-5	Carbon Tetrachloride	1.00	U	0.27	1.00	ug/L
156-59-2	cis-1,2-Dichloroethene	1.00	U	0.22	1.00	ug/L
74-97-5	Bromochloromethane	1.00	U	0.26	1.00	ug/L
67-66-3	Chloroform	1.00	U	0.27	1.00	ug/L
71-55-6	1,1,1-Trichloroethane	1.00	U	0.20	1.00	ug/L
108-87-2	Methylcyclohexane	1.00	U	0.14	1.00	ug/L
71-43-2	Benzene	1.00	U	0.18	1.00	ug/L
107-06-2	1,2-Dichloroethane	1.00	U	0.25	1.00	ug/L
79-01-6	Trichloroethene	1.00	U	0.17	1.00	ug/L
78-87-5	1,2-Dichloropropane	1.00	U	0.17	1.00	ug/L
75-27-4	Bromodichloromethane	1.00	U	0.20	1.00	ug/L
108-10-1	4-Methyl-2-Pentanone	5.00	U	0.87	5.00	ug/L
108-88-3	Toluene	1.00	U	0.22	1.00	ug/L
10061-02-6	t-1,3-Dichloropropene	1.00	U	0.18	1.00	ug/L
10061-01-5	cis-1,3-Dichloropropene	1.00	U	0.17	1.00	ug/L

Report of Analysis

Client:	EA Engineering Science & Technology	Date Collected:	07/20/21
Project:	NYSDEC - National Heatset	Date Received:	07/22/21
Client Sample ID:	152140-MW-3S(OFFSITE)	SDG No.:	M3145
Lab Sample ID:	M3145-11	Matrix:	Water
Analytical Method:	SW8260	% Moisture:	100
Sample Wt/Vol:	5 Units: mL	Final Vol:	5000 uL
Soil Aliquot Vol:	uL	Test:	VOC-TCLVOA-10
GC Column:	DB-624UI ID : 0.18	Level :	LOW

File ID/Qc Batch:	Dilution:	Prep Date	Date Analyzed	Prep Batch ID
VX023393.D	1		07/22/21 23:42	VX072221

CAS Number	Parameter	Conc.	Qualifier	MDL	LOQ / CRQL	Units
79-00-5	1,1,2-Trichloroethane	1.00	U	0.24	1.00	ug/L
591-78-6	2-Hexanone	5.00	U	0.92	5.00	ug/L
124-48-1	Dibromochloromethane	1.00	U	0.18	1.00	ug/L
106-93-4	1,2-Dibromoethane	1.00	U	0.16	1.00	ug/L
127-18-4	Tetrachloroethene	1.00	U	0.17	1.00	ug/L
108-90-7	Chlorobenzene	1.00	U	0.17	1.00	ug/L
100-41-4	Ethyl Benzene	1.00	U	0.18	1.00	ug/L
179601-23-1	m/p-Xylenes	2.00	U	0.32	2.00	ug/L
95-47-6	o-Xylene	1.00	U	0.19	1.00	ug/L
100-42-5	Styrene	1.00	U	0.16	1.00	ug/L
75-25-2	Bromoform	1.00	U	0.19	1.00	ug/L
98-82-8	Isopropylbenzene	1.00	U	0.23	1.00	ug/L
79-34-5	1,1,2,2-Tetrachloroethane	1.00	U	0.29	1.00	ug/L
541-73-1	1,3-Dichlorobenzene	1.00	U	0.19	1.00	ug/L
106-46-7	1,4-Dichlorobenzene	1.00	U	0.20	1.00	ug/L
95-50-1	1,2-Dichlorobenzene	1.00	U	0.19	1.00	ug/L
96-12-8	1,2-Dibromo-3-Chloropropane	1.00	U	0.47	1.00	ug/L
120-82-1	1,2,4-Trichlorobenzene	1.00	U	0.30	1.00	ug/L
87-61-6	1,2,3-Trichlorobenzene	1.00	U	0.35	1.00	ug/L
SURROGATES						
17060-07-0	1,2-Dichloroethane-d4	51.7		78 - 117	103%	SPK: 50
1868-53-7	Dibromofluoromethane	50.3		75 - 124	101%	SPK: 50
2037-26-5	Toluene-d8	51.7		92 - 112	103%	SPK: 50
460-00-4	4-Bromofluorobenzene	48.2		83 - 123	96%	SPK: 50
INTERNAL STANDARDS						
363-72-4	Pentafluorobenzene	174000	5.562			
540-36-3	1,4-Difluorobenzene	293000	6.769			
3114-55-4	Chlorobenzene-d5	258000	10.055			
3855-82-1	1,4-Dichlorobenzene-d4	97700	12.024			

Report of Analysis

Client:	EA Engineering Science & Technology	Date Collected:	07/20/21
Project:	NYSDEC - National Heatset	Date Received:	07/22/21
Client Sample ID:	152140-MW-3S(OFFSITE)	SDG No.:	M3145
Lab Sample ID:	M3145-11	Matrix:	Water
Analytical Method:	SW8260	% Moisture:	100
Sample Wt/Vol:	5 Units: mL	Final Vol:	5000 uL
Soil Aliquot Vol:	uL	Test:	VOC-TCLVOA-10
GC Column:	DB-624UI ID : 0.18	Level :	LOW

File ID/Qc Batch:	Dilution:	Prep Date	Date Analyzed	Prep Batch ID
VX023393.D	1		07/22/21 23:42	VX072221

CAS Number	Parameter	Conc.	Qualifier	MDL	LOQ / CRQL	Units

U = Not Detected
LOQ = Limit of Quantitation
MDL = Method Detection Limit
LOD = Limit of Detection
E = Value Exceeds Calibration Range
Q = indicates LCS control criteria did not meet requirements
M = MS/MSD acceptance criteria did not meet requirements

J = Estimated Value
B = Analyte Found in Associated Method Blank
N = Presumptive Evidence of a Compound
* = Values outside of QC limits
D = Dilution
() = Laboratory InHouse Limit
A = Aldol-Condensation Reaction Products

Report of Analysis

Client:	EA Engineering Science & Technology	Date Collected:	07/20/21
Project:	NYSDEC - National Heatset	Date Received:	07/22/21
Client Sample ID:	152140-MW-2D(OFFSITE)	SDG No.:	M3145
Lab Sample ID:	M3145-12	Matrix:	Water
Analytical Method:	SW8260	% Moisture:	100
Sample Wt/Vol:	5 Units: mL	Final Vol:	5000 uL
Soil Aliquot Vol:	uL	Test:	VOC-TCLVOA-10
GC Column:	DB-624UI ID : 0.18	Level :	LOW

File ID/Qc Batch:	Dilution:	Prep Date	Date Analyzed	Prep Batch ID
VX023394.D	1		07/23/21 00:06	VX072221

CAS Number	Parameter	Conc.	Qualifier	MDL	LOQ / CRQL	Units
TARGETS						
75-71-8	Dichlorodifluoromethane	1.00	U	0.23	1.00	ug/L
74-87-3	Chloromethane	1.00	U	0.20	1.00	ug/L
75-01-4	Vinyl Chloride	1.00	U	0.19	1.00	ug/L
74-83-9	Bromomethane	5.00	U	0.87	5.00	ug/L
75-00-3	Chloroethane	1.00	U	0.35	1.00	ug/L
75-69-4	Trichlorofluoromethane	1.00	U	0.25	1.00	ug/L
76-13-1	1,1,2-Trichlorotrifluoroethane	1.00	U	0.21	1.00	ug/L
75-35-4	1,1-Dichloroethene	1.00	U	0.26	1.00	ug/L
67-64-1	Acetone	3.20	J	1.60	5.00	ug/L
75-15-0	Carbon Disulfide	1.00	U	0.25	1.00	ug/L
1634-04-4	Methyl tert-butyl Ether	1.00	U	0.22	1.00	ug/L
79-20-9	Methyl Acetate	1.00	U	0.47	1.00	ug/L
75-09-2	Methylene Chloride	1.00	U	0.18	1.00	ug/L
156-60-5	trans-1,2-Dichloroethene	1.00	U	0.19	1.00	ug/L
75-34-3	1,1-Dichloroethane	1.00	U	0.21	1.00	ug/L
110-82-7	Cyclohexane	5.00	U	1.30	5.00	ug/L
78-93-3	2-Butanone	5.00	U	0.90	5.00	ug/L
56-23-5	Carbon Tetrachloride	1.00	U	0.27	1.00	ug/L
156-59-2	cis-1,2-Dichloroethene	2.40		0.22	1.00	ug/L
74-97-5	Bromochloromethane	1.00	U	0.26	1.00	ug/L
67-66-3	Chloroform	1.00	U	0.27	1.00	ug/L
71-55-6	1,1,1-Trichloroethane	1.00	U	0.20	1.00	ug/L
108-87-2	Methylcyclohexane	1.00	U	0.14	1.00	ug/L
71-43-2	Benzene	1.00	U	0.18	1.00	ug/L
107-06-2	1,2-Dichloroethane	1.00	U	0.25	1.00	ug/L
79-01-6	Trichloroethene	1.00	U	0.17	1.00	ug/L
78-87-5	1,2-Dichloropropane	1.00	U	0.17	1.00	ug/L
75-27-4	Bromodichloromethane	1.00	U	0.20	1.00	ug/L
108-10-1	4-Methyl-2-Pentanone	5.00	U	0.87	5.00	ug/L
108-88-3	Toluene	1.00	U	0.22	1.00	ug/L
10061-02-6	t-1,3-Dichloropropene	1.00	U	0.18	1.00	ug/L
10061-01-5	cis-1,3-Dichloropropene	1.00	U	0.17	1.00	ug/L

Report of Analysis

Client:	EA Engineering Science & Technology	Date Collected:	07/20/21
Project:	NYSDEC - National Heatset	Date Received:	07/22/21
Client Sample ID:	152140-MW-2D(OFFSITE)	SDG No.:	M3145
Lab Sample ID:	M3145-12	Matrix:	Water
Analytical Method:	SW8260	% Moisture:	100
Sample Wt/Vol:	5 Units: mL	Final Vol:	5000 uL
Soil Aliquot Vol:	uL	Test:	VOC-TCLVOA-10
GC Column:	DB-624UI ID : 0.18	Level :	LOW

File ID/Qc Batch:	Dilution:	Prep Date	Date Analyzed	Prep Batch ID
VX023394.D	1		07/23/21 00:06	VX072221

CAS Number	Parameter	Conc.	Qualifier	MDL	LOQ / CRQL	Units
79-00-5	1,1,2-Trichloroethane	1.00	U	0.24	1.00	ug/L
591-78-6	2-Hexanone	5.00	U	0.92	5.00	ug/L
124-48-1	Dibromochloromethane	1.00	U	0.18	1.00	ug/L
106-93-4	1,2-Dibromoethane	1.00	U	0.16	1.00	ug/L
127-18-4	Tetrachloroethene	1.00	U	0.17	1.00	ug/L
108-90-7	Chlorobenzene	1.00	U	0.17	1.00	ug/L
100-41-4	Ethyl Benzene	1.00	U	0.18	1.00	ug/L
179601-23-1	m/p-Xylenes	2.00	U	0.32	2.00	ug/L
95-47-6	o-Xylene	1.00	U	0.19	1.00	ug/L
100-42-5	Styrene	1.00	U	0.16	1.00	ug/L
75-25-2	Bromoform	1.00	U	0.19	1.00	ug/L
98-82-8	Isopropylbenzene	1.00	U	0.23	1.00	ug/L
79-34-5	1,1,2,2-Tetrachloroethane	1.00	U	0.29	1.00	ug/L
541-73-1	1,3-Dichlorobenzene	1.00	U	0.19	1.00	ug/L
106-46-7	1,4-Dichlorobenzene	1.00	U	0.20	1.00	ug/L
95-50-1	1,2-Dichlorobenzene	1.00	U	0.19	1.00	ug/L
96-12-8	1,2-Dibromo-3-Chloropropane	1.00	U	0.47	1.00	ug/L
120-82-1	1,2,4-Trichlorobenzene	1.00	U	0.30	1.00	ug/L
87-61-6	1,2,3-Trichlorobenzene	1.00	U	0.35	1.00	ug/L
SURROGATES						
17060-07-0	1,2-Dichloroethane-d4	52.0		78 - 117	104%	SPK: 50
1868-53-7	Dibromofluoromethane	50.5		75 - 124	101%	SPK: 50
2037-26-5	Toluene-d8	51.1		92 - 112	102%	SPK: 50
460-00-4	4-Bromofluorobenzene	47.4		83 - 123	95%	SPK: 50
INTERNAL STANDARDS						
363-72-4	Pentafluorobenzene	171000	5.562			
540-36-3	1,4-Difluorobenzene	290000	6.769			
3114-55-4	Chlorobenzene-d5	250000	10.055			
3855-82-1	1,4-Dichlorobenzene-d4	101000	12.024			

CHEMTECH 284 Sheffield Street, Mountainside, NJ 07092 Phone: 908 789 8900 Fax: 908 789 8922

Report of Analysis

Client:	EA Engineering Science & Technology	Date Collected:	07/20/21
Project:	NYSDEC - National Heatset	Date Received:	07/22/21
Client Sample ID:	152140-MW-2D(OFFSITE)	SDG No.:	M3145
Lab Sample ID:	M3145-12	Matrix:	Water
Analytical Method:	SW8260	% Moisture:	100
Sample Wt/Vol:	5 Units: mL	Final Vol:	5000 uL
Soil Aliquot Vol:	uL	Test:	VOC-TCLVOA-10
GC Column:	DB-624UI ID : 0.18	Level :	LOW

File ID/Qc Batch:	Dilution:	Prep Date	Date Analyzed	Prep Batch ID
VX023394.D	1		07/23/21 00:06	VX072221

CAS Number	Parameter	Conc.	Qualifier	MDL	LOQ / CRQL	Units

U = Not Detected
LOQ = Limit of Quantitation
MDL = Method Detection Limit
LOD = Limit of Detection
E = Value Exceeds Calibration Range
Q = indicates LCS control criteria did not meet requirements
M = MS/MSD acceptance criteria did not meet requirements

J = Estimated Value
B = Analyte Found in Associated Method Blank
N = Presumptive Evidence of a Compound
* = Values outside of QC limits
D = Dilution
() = Laboratory InHouse Limit
A = Aldol-Condensation Reaction Products

Report of Analysis

Client:	EA Engineering Science & Technology	Date Collected:	07/20/21
Project:	NYSDEC - National Heatset	Date Received:	07/22/21
Client Sample ID:	152140-DDC-9-PS	SDG No.:	M3145
Lab Sample ID:	M3145-13	Matrix:	Water
Analytical Method:	SW8260	% Moisture:	100
Sample Wt/Vol:	5 Units: mL	Final Vol:	5000 uL
Soil Aliquot Vol:	uL	Test:	VOC-TCLVOA-10
GC Column:	DB-624UI ID : 0.18	Level :	LOW

File ID/Qc Batch:	Dilution:	Prep Date	Date Analyzed	Prep Batch ID
VX023446.D	1		07/26/21 13:16	VX072621

CAS Number	Parameter	Conc.	Qualifier	MDL	LOQ / CRQL	Units
TARGETS						
75-71-8	Dichlorodifluoromethane	1.00	U	0.23	1.00	ug/L
74-87-3	Chloromethane	1.00	U	0.20	1.00	ug/L
75-01-4	Vinyl Chloride	1.00	U	0.19	1.00	ug/L
74-83-9	Bromomethane	5.00	U	0.87	5.00	ug/L
75-00-3	Chloroethane	1.00	U	0.35	1.00	ug/L
75-69-4	Trichlorofluoromethane	1.00	U	0.25	1.00	ug/L
76-13-1	1,1,2-Trichlorotrifluoroethane	1.00	U	0.21	1.00	ug/L
75-35-4	1,1-Dichloroethene	1.00	U	0.26	1.00	ug/L
67-64-1	Acetone	1.90	J	1.60	5.00	ug/L
75-15-0	Carbon Disulfide	1.00	U	0.25	1.00	ug/L
1634-04-4	Methyl tert-butyl Ether	1.00	U	0.22	1.00	ug/L
79-20-9	Methyl Acetate	1.00	U	0.47	1.00	ug/L
75-09-2	Methylene Chloride	1.00	U	0.18	1.00	ug/L
156-60-5	trans-1,2-Dichloroethene	1.00	U	0.19	1.00	ug/L
75-34-3	1,1-Dichloroethane	1.00	U	0.21	1.00	ug/L
110-82-7	Cyclohexane	5.00	U	1.30	5.00	ug/L
78-93-3	2-Butanone	5.00	U	0.90	5.00	ug/L
56-23-5	Carbon Tetrachloride	1.00	U	0.27	1.00	ug/L
156-59-2	cis-1,2-Dichloroethene	4.20		0.22	1.00	ug/L
74-97-5	Bromochloromethane	1.00	U	0.26	1.00	ug/L
67-66-3	Chloroform	1.00	U	0.27	1.00	ug/L
71-55-6	1,1,1-Trichloroethane	1.00	U	0.20	1.00	ug/L
108-87-2	Methylcyclohexane	1.00	U	0.14	1.00	ug/L
71-43-2	Benzene	1.00	U	0.18	1.00	ug/L
107-06-2	1,2-Dichloroethane	1.00	U	0.25	1.00	ug/L
79-01-6	Trichloroethene	1.00	U	0.17	1.00	ug/L
78-87-5	1,2-Dichloropropane	1.00	U	0.17	1.00	ug/L
75-27-4	Bromodichloromethane	1.00	U	0.20	1.00	ug/L
108-10-1	4-Methyl-2-Pentanone	5.00	U	0.87	5.00	ug/L
108-88-3	Toluene	1.00	U	0.22	1.00	ug/L
10061-02-6	t-1,3-Dichloropropene	1.00	U	0.18	1.00	ug/L
10061-01-5	cis-1,3-Dichloropropene	1.00	U	0.17	1.00	ug/L

Report of Analysis

Client:	EA Engineering Science & Technology	Date Collected:	07/20/21
Project:	NYSDEC - National Heatset	Date Received:	07/22/21
Client Sample ID:	152140-DDC-9-PS	SDG No.:	M3145
Lab Sample ID:	M3145-13	Matrix:	Water
Analytical Method:	SW8260	% Moisture:	100
Sample Wt/Vol:	5 Units: mL	Final Vol:	5000 uL
Soil Aliquot Vol:	uL	Test:	VOC-TCLVOA-10
GC Column:	DB-624UI ID : 0.18	Level :	LOW

File ID/Qc Batch:	Dilution:	Prep Date	Date Analyzed	Prep Batch ID
VX023446.D	1		07/26/21 13:16	VX072621

CAS Number	Parameter	Conc.	Qualifier	MDL	LOQ / CRQL	Units
79-00-5	1,1,2-Trichloroethane	1.00	U	0.24	1.00	ug/L
591-78-6	2-Hexanone	5.00	U	0.92	5.00	ug/L
124-48-1	Dibromochloromethane	1.00	U	0.18	1.00	ug/L
106-93-4	1,2-Dibromoethane	1.00	U	0.16	1.00	ug/L
127-18-4	Tetrachloroethene	1.00	U	0.17	1.00	ug/L
108-90-7	Chlorobenzene	1.00	U	0.17	1.00	ug/L
100-41-4	Ethyl Benzene	1.00	U	0.18	1.00	ug/L
179601-23-1	m/p-Xylenes	2.00	U	0.32	2.00	ug/L
95-47-6	o-Xylene	1.00	U	0.19	1.00	ug/L
100-42-5	Styrene	1.00	U	0.16	1.00	ug/L
75-25-2	Bromoform	1.00	U	0.19	1.00	ug/L
98-82-8	Isopropylbenzene	1.00	U	0.23	1.00	ug/L
79-34-5	1,1,2,2-Tetrachloroethane	1.00	U	0.29	1.00	ug/L
541-73-1	1,3-Dichlorobenzene	1.00	U	0.19	1.00	ug/L
106-46-7	1,4-Dichlorobenzene	1.00	U	0.20	1.00	ug/L
95-50-1	1,2-Dichlorobenzene	1.00	U	0.19	1.00	ug/L
96-12-8	1,2-Dibromo-3-Chloropropane	1.00	U	0.47	1.00	ug/L
120-82-1	1,2,4-Trichlorobenzene	1.00	U	0.30	1.00	ug/L
87-61-6	1,2,3-Trichlorobenzene	1.00	U	0.35	1.00	ug/L
SURROGATES						
17060-07-0	1,2-Dichloroethane-d4	52.4		78 - 117	105%	SPK: 50
1868-53-7	Dibromofluoromethane	50.7		75 - 124	101%	SPK: 50
2037-26-5	Toluene-d8	52.2		92 - 112	104%	SPK: 50
460-00-4	4-Bromofluorobenzene	50.0		83 - 123	100%	SPK: 50
INTERNAL STANDARDS						
363-72-4	Pentafluorobenzene	167000	5.562			
540-36-3	1,4-Difluorobenzene	282000	6.769			
3114-55-4	Chlorobenzene-d5	253000	10.055			
3855-82-1	1,4-Dichlorobenzene-d4	100000	12.024			

Report of Analysis

Client:	EA Engineering Science & Technology	Date Collected:	07/20/21
Project:	NYSDEC - National Heatset	Date Received:	07/22/21
Client Sample ID:	152140-DDC-9-PS	SDG No.:	M3145
Lab Sample ID:	M3145-13	Matrix:	Water
Analytical Method:	SW8260	% Moisture:	100
Sample Wt/Vol:	5 Units: mL	Final Vol:	5000 uL
Soil Aliquot Vol:	uL	Test:	VOC-TCLVOA-10
GC Column:	DB-624UI ID : 0.18	Level :	LOW

File ID/Qc Batch:	Dilution:	Prep Date	Date Analyzed	Prep Batch ID
VX023446.D	1		07/26/21 13:16	VX072621

CAS Number	Parameter	Conc.	Qualifier	MDL	LOQ / CRQL	Units

U = Not Detected
LOQ = Limit of Quantitation
MDL = Method Detection Limit
LOD = Limit of Detection
E = Value Exceeds Calibration Range
Q = indicates LCS control criteria did not meet requirements
M = MS/MSD acceptance criteria did not meet requirements

J = Estimated Value
B = Analyte Found in Associated Method Blank
N = Presumptive Evidence of a Compound
* = Values outside of QC limits
D = Dilution
() = Laboratory InHouse Limit
A = Aldol-Condensation Reaction Products

Report of Analysis

Client:	EA Engineering Science & Technology	Date Collected:	07/20/21
Project:	NYSDEC - National Heatset	Date Received:	07/22/21
Client Sample ID:	152140-MW-3D(OFFSITE)	SDG No.:	M3145
Lab Sample ID:	M3145-14	Matrix:	Water
Analytical Method:	SW8260	% Moisture:	100
Sample Wt/Vol:	5 Units: mL	Final Vol:	5000 uL
Soil Aliquot Vol:	uL	Test:	VOC-TCLVOA-10
GC Column:	DB-624UI ID : 0.18	Level :	LOW

File ID/Qc Batch:	Dilution:	Prep Date	Date Analyzed	Prep Batch ID
VX023395.D	1		07/23/21 00:29	VX072221

CAS Number	Parameter	Conc.	Qualifier	MDL	LOQ / CRQL	Units
TARGETS						
75-71-8	Dichlorodifluoromethane	1.00	U	0.23	1.00	ug/L
74-87-3	Chloromethane	1.00	U	0.20	1.00	ug/L
75-01-4	Vinyl Chloride	1.00	U	0.19	1.00	ug/L
74-83-9	Bromomethane	5.00	U	0.87	5.00	ug/L
75-00-3	Chloroethane	1.00	U	0.35	1.00	ug/L
75-69-4	Trichlorofluoromethane	1.00	U	0.25	1.00	ug/L
76-13-1	1,1,2-Trichlorotrifluoroethane	1.00	U	0.21	1.00	ug/L
75-35-4	1,1-Dichloroethene	1.00	U	0.26	1.00	ug/L
67-64-1	Acetone	2.40	J	1.60	5.00	ug/L
75-15-0	Carbon Disulfide	1.00	U	0.25	1.00	ug/L
1634-04-4	Methyl tert-butyl Ether	1.00	U	0.22	1.00	ug/L
79-20-9	Methyl Acetate	1.00	U	0.47	1.00	ug/L
75-09-2	Methylene Chloride	1.00	U	0.18	1.00	ug/L
156-60-5	trans-1,2-Dichloroethene	1.00	U	0.19	1.00	ug/L
75-34-3	1,1-Dichloroethane	1.00	U	0.21	1.00	ug/L
110-82-7	Cyclohexane	5.00	U	1.30	5.00	ug/L
78-93-3	2-Butanone	5.00	U	0.90	5.00	ug/L
56-23-5	Carbon Tetrachloride	1.00	U	0.27	1.00	ug/L
156-59-2	cis-1,2-Dichloroethene	19.4		0.22	1.00	ug/L
74-97-5	Bromochloromethane	1.00	U	0.26	1.00	ug/L
67-66-3	Chloroform	0.44	J	0.27	1.00	ug/L
71-55-6	1,1,1-Trichloroethane	1.00	U	0.20	1.00	ug/L
108-87-2	Methylcyclohexane	1.00	U	0.14	1.00	ug/L
71-43-2	Benzene	1.00	U	0.18	1.00	ug/L
107-06-2	1,2-Dichloroethane	1.00	U	0.25	1.00	ug/L
79-01-6	Trichloroethene	4.80		0.17	1.00	ug/L
78-87-5	1,2-Dichloropropane	1.00	U	0.17	1.00	ug/L
75-27-4	Bromodichloromethane	1.00	U	0.20	1.00	ug/L
108-10-1	4-Methyl-2-Pentanone	5.00	U	0.87	5.00	ug/L
108-88-3	Toluene	1.00	U	0.22	1.00	ug/L
10061-02-6	t-1,3-Dichloropropene	1.00	U	0.18	1.00	ug/L
10061-01-5	cis-1,3-Dichloropropene	1.00	U	0.17	1.00	ug/L

Report of Analysis

Client:	EA Engineering Science & Technology	Date Collected:	07/20/21
Project:	NYSDEC - National Heatset	Date Received:	07/22/21
Client Sample ID:	152140-MW-3D(OFFSITE)	SDG No.:	M3145
Lab Sample ID:	M3145-14	Matrix:	Water
Analytical Method:	SW8260	% Moisture:	100
Sample Wt/Vol:	5 Units: mL	Final Vol:	5000 uL
Soil Aliquot Vol:	uL	Test:	VOC-TCLVOA-10
GC Column:	DB-624UI ID : 0.18	Level :	LOW

File ID/Qc Batch:	Dilution:	Prep Date	Date Analyzed	Prep Batch ID
VX023395.D	1		07/23/21 00:29	VX072221

CAS Number	Parameter	Conc.	Qualifier	MDL	LOQ / CRQL	Units
79-00-5	1,1,2-Trichloroethane	1.00	U	0.24	1.00	ug/L
591-78-6	2-Hexanone	5.00	U	0.92	5.00	ug/L
124-48-1	Dibromochloromethane	1.00	U	0.18	1.00	ug/L
106-93-4	1,2-Dibromoethane	1.00	U	0.16	1.00	ug/L
127-18-4	Tetrachloroethene	8.00		0.17	1.00	ug/L
108-90-7	Chlorobenzene	1.00	U	0.17	1.00	ug/L
100-41-4	Ethyl Benzene	1.00	U	0.18	1.00	ug/L
179601-23-1	m/p-Xylenes	2.00	U	0.32	2.00	ug/L
95-47-6	o-Xylene	1.00	U	0.19	1.00	ug/L
100-42-5	Styrene	1.00	U	0.16	1.00	ug/L
75-25-2	Bromoform	1.00	U	0.19	1.00	ug/L
98-82-8	Isopropylbenzene	1.00	U	0.23	1.00	ug/L
79-34-5	1,1,2,2-Tetrachloroethane	1.00	U	0.29	1.00	ug/L
541-73-1	1,3-Dichlorobenzene	1.00	U	0.19	1.00	ug/L
106-46-7	1,4-Dichlorobenzene	1.00	U	0.20	1.00	ug/L
95-50-1	1,2-Dichlorobenzene	1.00	U	0.19	1.00	ug/L
96-12-8	1,2-Dibromo-3-Chloropropane	1.00	U	0.47	1.00	ug/L
120-82-1	1,2,4-Trichlorobenzene	1.00	U	0.30	1.00	ug/L
87-61-6	1,2,3-Trichlorobenzene	1.00	U	0.35	1.00	ug/L
SURROGATES						
17060-07-0	1,2-Dichloroethane-d4	50.5		78 - 117	101%	SPK: 50
1868-53-7	Dibromofluoromethane	49.6		75 - 124	99%	SPK: 50
2037-26-5	Toluene-d8	51.9		92 - 112	104%	SPK: 50
460-00-4	4-Bromofluorobenzene	46.2		83 - 123	92%	SPK: 50
INTERNAL STANDARDS						
363-72-4	Pentafluorobenzene	170000	5.562			
540-36-3	1,4-Difluorobenzene	282000	6.769			
3114-55-4	Chlorobenzene-d5	244000	10.055			
3855-82-1	1,4-Dichlorobenzene-d4	88600	12.024			

Report of Analysis

Client:	EA Engineering Science & Technology	Date Collected:	07/20/21
Project:	NYSDEC - National Heatset	Date Received:	07/22/21
Client Sample ID:	152140-MW-3D(OFFSITE)	SDG No.:	M3145
Lab Sample ID:	M3145-14	Matrix:	Water
Analytical Method:	SW8260	% Moisture:	100
Sample Wt/Vol:	5 Units: mL	Final Vol:	5000 uL
Soil Aliquot Vol:	uL	Test:	VOC-TCLVOA-10
GC Column:	DB-624UI ID : 0.18	Level :	LOW

File ID/Qc Batch:	Dilution:	Prep Date	Date Analyzed	Prep Batch ID
VX023395.D	1		07/23/21 00:29	VX072221

CAS Number	Parameter	Conc.	Qualifier	MDL	LOQ / CRQL	Units

U = Not Detected
LOQ = Limit of Quantitation
MDL = Method Detection Limit
LOD = Limit of Detection
E = Value Exceeds Calibration Range
Q = indicates LCS control criteria did not meet requirements
M = MS/MSD acceptance criteria did not meet requirements

J = Estimated Value
B = Analyte Found in Associated Method Blank
N = Presumptive Evidence of a Compound
* = Values outside of QC limits
D = Dilution
() = Laboratory InHouse Limit
A = Aldol-Condensation Reaction Products

Report of Analysis

Client:	EA Engineering Science & Technology	Date Collected:	07/20/21
Project:	NYSDEC - National Heatset	Date Received:	07/22/21
Client Sample ID:	152140-DDC-10-PS	SDG No.:	M3145
Lab Sample ID:	M3145-15	Matrix:	Water
Analytical Method:	SW8260	% Moisture:	100
Sample Wt/Vol:	5 Units: mL	Final Vol:	5000 uL
Soil Aliquot Vol:	uL	Test:	VOC-TCLVOA-10
GC Column:	DB-624UI ID : 0.18	Level :	LOW

File ID/Qc Batch:	Dilution:	Prep Date	Date Analyzed	Prep Batch ID
VX023447.D	1		07/26/21 13:39	VX072621

CAS Number	Parameter	Conc.	Qualifier	MDL	LOQ / CRQL	Units
TARGETS						
75-71-8	Dichlorodifluoromethane	1.00	U	0.23	1.00	ug/L
74-87-3	Chloromethane	1.00	U	0.20	1.00	ug/L
75-01-4	Vinyl Chloride	1.00	U	0.19	1.00	ug/L
74-83-9	Bromomethane	5.00	U	0.87	5.00	ug/L
75-00-3	Chloroethane	1.00	U	0.35	1.00	ug/L
75-69-4	Trichlorofluoromethane	1.00	U	0.25	1.00	ug/L
76-13-1	1,1,2-Trichlorotrifluoroethane	1.00	U	0.21	1.00	ug/L
75-35-4	1,1-Dichloroethene	1.00	U	0.26	1.00	ug/L
67-64-1	Acetone	2.80	J	1.60	5.00	ug/L
75-15-0	Carbon Disulfide	1.00	U	0.25	1.00	ug/L
1634-04-4	Methyl tert-butyl Ether	1.00	U	0.22	1.00	ug/L
79-20-9	Methyl Acetate	1.00	U	0.47	1.00	ug/L
75-09-2	Methylene Chloride	1.00	U	0.18	1.00	ug/L
156-60-5	trans-1,2-Dichloroethene	1.00	U	0.19	1.00	ug/L
75-34-3	1,1-Dichloroethane	1.00	U	0.21	1.00	ug/L
110-82-7	Cyclohexane	5.00	U	1.30	5.00	ug/L
78-93-3	2-Butanone	5.00	U	0.90	5.00	ug/L
56-23-5	Carbon Tetrachloride	1.00	U	0.27	1.00	ug/L
156-59-2	cis-1,2-Dichloroethene	4.00		0.22	1.00	ug/L
74-97-5	Bromochloromethane	1.00	U	0.26	1.00	ug/L
67-66-3	Chloroform	1.00	U	0.27	1.00	ug/L
71-55-6	1,1,1-Trichloroethane	1.00	U	0.20	1.00	ug/L
108-87-2	Methylcyclohexane	1.00	U	0.14	1.00	ug/L
71-43-2	Benzene	1.00	U	0.18	1.00	ug/L
107-06-2	1,2-Dichloroethane	1.00	U	0.25	1.00	ug/L
79-01-6	Trichloroethene	1.00	U	0.17	1.00	ug/L
78-87-5	1,2-Dichloropropane	1.00	U	0.17	1.00	ug/L
75-27-4	Bromodichloromethane	1.00	U	0.20	1.00	ug/L
108-10-1	4-Methyl-2-Pentanone	5.00	U	0.87	5.00	ug/L
108-88-3	Toluene	1.00	U	0.22	1.00	ug/L
10061-02-6	t-1,3-Dichloropropene	1.00	U	0.18	1.00	ug/L
10061-01-5	cis-1,3-Dichloropropene	1.00	U	0.17	1.00	ug/L

Report of Analysis

Client:	EA Engineering Science & Technology	Date Collected:	07/20/21
Project:	NYSDEC - National Heatset	Date Received:	07/22/21
Client Sample ID:	152140-DDC-10-PS	SDG No.:	M3145
Lab Sample ID:	M3145-15	Matrix:	Water
Analytical Method:	SW8260	% Moisture:	100
Sample Wt/Vol:	5 Units: mL	Final Vol:	5000 uL
Soil Aliquot Vol:	uL	Test:	VOC-TCLVOA-10
GC Column:	DB-624UI ID : 0.18	Level :	LOW

File ID/Qc Batch:	Dilution:	Prep Date	Date Analyzed	Prep Batch ID
VX023447.D	1		07/26/21 13:39	VX072621

CAS Number	Parameter	Conc.	Qualifier	MDL	LOQ / CRQL	Units
79-00-5	1,1,2-Trichloroethane	1.00	U	0.24	1.00	ug/L
591-78-6	2-Hexanone	5.00	U	0.92	5.00	ug/L
124-48-1	Dibromochloromethane	1.00	U	0.18	1.00	ug/L
106-93-4	1,2-Dibromoethane	1.00	U	0.16	1.00	ug/L
127-18-4	Tetrachloroethene	1.00	U	0.17	1.00	ug/L
108-90-7	Chlorobenzene	1.00	U	0.17	1.00	ug/L
100-41-4	Ethyl Benzene	1.00	U	0.18	1.00	ug/L
179601-23-1	m/p-Xylenes	2.00	U	0.32	2.00	ug/L
95-47-6	o-Xylene	1.00	U	0.19	1.00	ug/L
100-42-5	Styrene	1.00	U	0.16	1.00	ug/L
75-25-2	Bromoform	1.00	U	0.19	1.00	ug/L
98-82-8	Isopropylbenzene	1.00	U	0.23	1.00	ug/L
79-34-5	1,1,2,2-Tetrachloroethane	1.00	U	0.29	1.00	ug/L
541-73-1	1,3-Dichlorobenzene	1.00	U	0.19	1.00	ug/L
106-46-7	1,4-Dichlorobenzene	1.00	U	0.20	1.00	ug/L
95-50-1	1,2-Dichlorobenzene	1.00	U	0.19	1.00	ug/L
96-12-8	1,2-Dibromo-3-Chloropropane	1.00	U	0.47	1.00	ug/L
120-82-1	1,2,4-Trichlorobenzene	1.00	U	0.30	1.00	ug/L
87-61-6	1,2,3-Trichlorobenzene	1.00	U	0.35	1.00	ug/L
SURROGATES						
17060-07-0	1,2-Dichloroethane-d4	51.2		78 - 117	102%	SPK: 50
1868-53-7	Dibromofluoromethane	50.4		75 - 124	101%	SPK: 50
2037-26-5	Toluene-d8	52.2		92 - 112	104%	SPK: 50
460-00-4	4-Bromofluorobenzene	45.8		83 - 123	92%	SPK: 50
INTERNAL STANDARDS						
363-72-4	Pentafluorobenzene	170000	5.562			
540-36-3	1,4-Difluorobenzene	283000	6.769			
3114-55-4	Chlorobenzene-d5	248000	10.055			
3855-82-1	1,4-Dichlorobenzene-d4	87300	12.024			

CHEMTECH 284 Sheffield Street, Mountainside, NJ 07092 Phone: 908 789 8900 Fax: 908 789 8922

Report of Analysis

Client:	EA Engineering Science & Technology	Date Collected:	07/20/21
Project:	NYSDEC - National Heatset	Date Received:	07/22/21
Client Sample ID:	152140-DDC-10-PS	SDG No.:	M3145
Lab Sample ID:	M3145-15	Matrix:	Water
Analytical Method:	SW8260	% Moisture:	100
Sample Wt/Vol:	5 Units: mL	Final Vol:	5000 uL
Soil Aliquot Vol:	uL	Test:	VOC-TCLVOA-10
GC Column:	DB-624UI ID : 0.18	Level :	LOW

File ID/Qc Batch:	Dilution:	Prep Date	Date Analyzed	Prep Batch ID
VX023447.D	1		07/26/21 13:39	VX072621

CAS Number	Parameter	Conc.	Qualifier	MDL	LOQ / CRQL	Units

U = Not Detected
LOQ = Limit of Quantitation
MDL = Method Detection Limit
LOD = Limit of Detection
E = Value Exceeds Calibration Range
Q = indicates LCS control criteria did not meet requirements
M = MS/MSD acceptance criteria did not meet requirements

J = Estimated Value
B = Analyte Found in Associated Method Blank
N = Presumptive Evidence of a Compound
* = Values outside of QC limits
D = Dilution
() = Laboratory InHouse Limit
A = Aldol-Condensation Reaction Products

Report of Analysis

Client:	EA Engineering Science & Technology	Date Collected:	07/20/21
Project:	NYSDEC - National Heatset	Date Received:	07/22/21
Client Sample ID:	152140-MW-F	SDG No.:	M3145
Lab Sample ID:	M3145-16	Matrix:	Water
Analytical Method:	SW8260	% Moisture:	100
Sample Wt/Vol:	5 Units: mL	Final Vol:	5000 uL
Soil Aliquot Vol:	uL	Test:	VOC-TCLVOA-10
GC Column:	DB-624UI ID : 0.18	Level :	LOW

File ID/Qc Batch:	Dilution:	Prep Date	Date Analyzed	Prep Batch ID
VX023396.D	1		07/23/21 00:53	VX072221

CAS Number	Parameter	Conc.	Qualifier	MDL	LOQ / CRQL	Units
TARGETS						
75-71-8	Dichlorodifluoromethane	1.00	U	0.23	1.00	ug/L
74-87-3	Chloromethane	1.00	U	0.20	1.00	ug/L
75-01-4	Vinyl Chloride	1.00	U	0.19	1.00	ug/L
74-83-9	Bromomethane	5.00	U	0.87	5.00	ug/L
75-00-3	Chloroethane	1.00	U	0.35	1.00	ug/L
75-69-4	Trichlorofluoromethane	1.00	U	0.25	1.00	ug/L
76-13-1	1,1,2-Trichlorotrifluoroethane	1.00	U	0.21	1.00	ug/L
75-35-4	1,1-Dichloroethene	1.00	U	0.26	1.00	ug/L
67-64-1	Acetone	3.00	J	1.60	5.00	ug/L
75-15-0	Carbon Disulfide	1.00	U	0.25	1.00	ug/L
1634-04-4	Methyl tert-butyl Ether	1.00	U	0.22	1.00	ug/L
79-20-9	Methyl Acetate	1.00	U	0.47	1.00	ug/L
75-09-2	Methylene Chloride	0.64	J	0.18	1.00	ug/L
156-60-5	trans-1,2-Dichloroethene	1.00	U	0.19	1.00	ug/L
75-34-3	1,1-Dichloroethane	1.00	U	0.21	1.00	ug/L
110-82-7	Cyclohexane	5.00	U	1.30	5.00	ug/L
78-93-3	2-Butanone	5.00	U	0.90	5.00	ug/L
56-23-5	Carbon Tetrachloride	1.00	U	0.27	1.00	ug/L
156-59-2	cis-1,2-Dichloroethene	1.00	U	0.22	1.00	ug/L
74-97-5	Bromochloromethane	1.00	U	0.26	1.00	ug/L
67-66-3	Chloroform	4.20		0.27	1.00	ug/L
71-55-6	1,1,1-Trichloroethane	1.00	U	0.20	1.00	ug/L
108-87-2	Methylcyclohexane	1.00	U	0.14	1.00	ug/L
71-43-2	Benzene	1.00	U	0.18	1.00	ug/L
107-06-2	1,2-Dichloroethane	1.00	U	0.25	1.00	ug/L
79-01-6	Trichloroethene	1.00	U	0.17	1.00	ug/L
78-87-5	1,2-Dichloropropane	1.00	U	0.17	1.00	ug/L
75-27-4	Bromodichloromethane	0.79	J	0.20	1.00	ug/L
108-10-1	4-Methyl-2-Pentanone	5.00	U	0.87	5.00	ug/L
108-88-3	Toluene	1.00	U	0.22	1.00	ug/L
10061-02-6	t-1,3-Dichloropropene	1.00	U	0.18	1.00	ug/L
10061-01-5	cis-1,3-Dichloropropene	1.00	U	0.17	1.00	ug/L

Report of Analysis

Client:	EA Engineering Science & Technology	Date Collected:	07/20/21
Project:	NYSDEC - National Heatset	Date Received:	07/22/21
Client Sample ID:	152140-MW-F	SDG No.:	M3145
Lab Sample ID:	M3145-16	Matrix:	Water
Analytical Method:	SW8260	% Moisture:	100
Sample Wt/Vol:	5 Units: mL	Final Vol:	5000 uL
Soil Aliquot Vol:	uL	Test:	VOC-TCLVOA-10
GC Column:	DB-624UI ID : 0.18	Level :	LOW

File ID/Qc Batch:	Dilution:	Prep Date	Date Analyzed	Prep Batch ID
VX023396.D	1		07/23/21 00:53	VX072221

CAS Number	Parameter	Conc.	Qualifier	MDL	LOQ / CRQL	Units
79-00-5	1,1,2-Trichloroethane	1.00	U	0.24	1.00	ug/L
591-78-6	2-Hexanone	5.00	U	0.92	5.00	ug/L
124-48-1	Dibromochloromethane	2.30		0.18	1.00	ug/L
106-93-4	1,2-Dibromoethane	1.00	U	0.16	1.00	ug/L
127-18-4	Tetrachloroethene	0.53	J	0.17	1.00	ug/L
108-90-7	Chlorobenzene	1.00	U	0.17	1.00	ug/L
100-41-4	Ethyl Benzene	1.00	U	0.18	1.00	ug/L
179601-23-1	m/p-Xylenes	2.00	U	0.32	2.00	ug/L
95-47-6	o-Xylene	1.00	U	0.19	1.00	ug/L
100-42-5	Styrene	1.00	U	0.16	1.00	ug/L
75-25-2	Bromoform	1.00	U	0.19	1.00	ug/L
98-82-8	Isopropylbenzene	1.00	U	0.23	1.00	ug/L
79-34-5	1,1,2,2-Tetrachloroethane	1.00	U	0.29	1.00	ug/L
541-73-1	1,3-Dichlorobenzene	1.00	U	0.19	1.00	ug/L
106-46-7	1,4-Dichlorobenzene	1.00	U	0.20	1.00	ug/L
95-50-1	1,2-Dichlorobenzene	1.00	U	0.19	1.00	ug/L
96-12-8	1,2-Dibromo-3-Chloropropane	1.00	U	0.47	1.00	ug/L
120-82-1	1,2,4-Trichlorobenzene	1.00	U	0.30	1.00	ug/L
87-61-6	1,2,3-Trichlorobenzene	1.00	U	0.35	1.00	ug/L
SURROGATES						
17060-07-0	1,2-Dichloroethane-d4	52.0		78 - 117	104%	SPK: 50
1868-53-7	Dibromofluoromethane	50.1		75 - 124	100%	SPK: 50
2037-26-5	Toluene-d8	51.5		92 - 112	103%	SPK: 50
460-00-4	4-Bromofluorobenzene	47.2		83 - 123	94%	SPK: 50
INTERNAL STANDARDS						
363-72-4	Pentafluorobenzene	175000	5.562			
540-36-3	1,4-Difluorobenzene	294000	6.769			
3114-55-4	Chlorobenzene-d5	255000	10.055			
3855-82-1	1,4-Dichlorobenzene-d4	102000	12.024			

CHEMTECH 284 Sheffield Street, Mountainside, NJ 07092 Phone: 908 789 8900 Fax: 908 789 8922

Report of Analysis

Client:	EA Engineering Science & Technology	Date Collected:	07/20/21
Project:	NYSDEC - National Heatset	Date Received:	07/22/21
Client Sample ID:	152140-MW-F	SDG No.:	M3145
Lab Sample ID:	M3145-16	Matrix:	Water
Analytical Method:	SW8260	% Moisture:	100
Sample Wt/Vol:	5 Units: mL	Final Vol:	5000 uL
Soil Aliquot Vol:	uL	Test:	VOC-TCLVOA-10
GC Column:	DB-624UI ID : 0.18	Level :	LOW

File ID/Qc Batch:	Dilution:	Prep Date	Date Analyzed	Prep Batch ID
VX023396.D	1		07/23/21 00:53	VX072221

CAS Number	Parameter	Conc.	Qualifier	MDL	LOQ / CRQL	Units

U = Not Detected
LOQ = Limit of Quantitation
MDL = Method Detection Limit
LOD = Limit of Detection
E = Value Exceeds Calibration Range
Q = indicates LCS control criteria did not meet requirements
M = MS/MSD acceptance criteria did not meet requirements

J = Estimated Value
B = Analyte Found in Associated Method Blank
N = Presumptive Evidence of a Compound
* = Values outside of QC limits
D = Dilution
() = Laboratory InHouse Limit
A = Aldol-Condensation Reaction Products

Report of Analysis

Client:	EA Engineering Science & Technology	Date Collected:	07/20/21
Project:	NYSDEC - National Heatset	Date Received:	07/22/21
Client Sample ID:	152140-MW-C	SDG No.:	M3145
Lab Sample ID:	M3145-17	Matrix:	Water
Analytical Method:	SW8260	% Moisture:	100
Sample Wt/Vol:	5 Units: mL	Final Vol:	5000 uL
Soil Aliquot Vol:	uL	Test:	VOC-TCLVOA-10
GC Column:	DB-624UI ID : 0.18	Level :	LOW

File ID/Qc Batch:	Dilution:	Prep Date	Date Analyzed	Prep Batch ID
VX023397.D	1		07/23/21 01:17	VX072221

CAS Number	Parameter	Conc.	Qualifier	MDL	LOQ / CRQL	Units
TARGETS						
75-71-8	Dichlorodifluoromethane	1.00	U	0.23	1.00	ug/L
74-87-3	Chloromethane	1.00	U	0.20	1.00	ug/L
75-01-4	Vinyl Chloride	1.00	U	0.19	1.00	ug/L
74-83-9	Bromomethane	5.00	U	0.87	5.00	ug/L
75-00-3	Chloroethane	1.00	U	0.35	1.00	ug/L
75-69-4	Trichlorofluoromethane	1.00	U	0.25	1.00	ug/L
76-13-1	1,1,2-Trichlorotrifluoroethane	1.00	U	0.21	1.00	ug/L
75-35-4	1,1-Dichloroethene	1.00	U	0.26	1.00	ug/L
67-64-1	Acetone	2.10	J	1.60	5.00	ug/L
75-15-0	Carbon Disulfide	1.00	U	0.25	1.00	ug/L
1634-04-4	Methyl tert-butyl Ether	1.00	U	0.22	1.00	ug/L
79-20-9	Methyl Acetate	1.00	U	0.47	1.00	ug/L
75-09-2	Methylene Chloride	0.34	J	0.18	1.00	ug/L
156-60-5	trans-1,2-Dichloroethene	1.00	U	0.19	1.00	ug/L
75-34-3	1,1-Dichloroethane	1.00	U	0.21	1.00	ug/L
110-82-7	Cyclohexane	5.00	U	1.30	5.00	ug/L
78-93-3	2-Butanone	5.00	U	0.90	5.00	ug/L
56-23-5	Carbon Tetrachloride	1.00	U	0.27	1.00	ug/L
156-59-2	cis-1,2-Dichloroethene	1.00	U	0.22	1.00	ug/L
74-97-5	Bromochloromethane	1.00	U	0.26	1.00	ug/L
67-66-3	Chloroform	1.00	U	0.27	1.00	ug/L
71-55-6	1,1,1-Trichloroethane	1.00	U	0.20	1.00	ug/L
108-87-2	Methylcyclohexane	1.00	U	0.14	1.00	ug/L
71-43-2	Benzene	1.00	U	0.18	1.00	ug/L
107-06-2	1,2-Dichloroethane	1.00	U	0.25	1.00	ug/L
79-01-6	Trichloroethene	0.86	J	0.17	1.00	ug/L
78-87-5	1,2-Dichloropropane	1.00	U	0.17	1.00	ug/L
75-27-4	Bromodichloromethane	1.00	U	0.20	1.00	ug/L
108-10-1	4-Methyl-2-Pentanone	5.00	U	0.87	5.00	ug/L
108-88-3	Toluene	1.00	U	0.22	1.00	ug/L
10061-02-6	t-1,3-Dichloropropene	1.00	U	0.18	1.00	ug/L
10061-01-5	cis-1,3-Dichloropropene	1.00	U	0.17	1.00	ug/L

Report of Analysis

Client:	EA Engineering Science & Technology	Date Collected:	07/20/21
Project:	NYSDEC - National Heatset	Date Received:	07/22/21
Client Sample ID:	152140-MW-C	SDG No.:	M3145
Lab Sample ID:	M3145-17	Matrix:	Water
Analytical Method:	SW8260	% Moisture:	100
Sample Wt/Vol:	5 Units: mL	Final Vol:	5000 uL
Soil Aliquot Vol:	uL	Test:	VOC-TCLVOA-10
GC Column:	DB-624UI ID : 0.18	Level :	LOW

File ID/Qc Batch:	Dilution:	Prep Date	Date Analyzed	Prep Batch ID
VX023397.D	1		07/23/21 01:17	VX072221

CAS Number	Parameter	Conc.	Qualifier	MDL	LOQ / CRQL	Units
79-00-5	1,1,2-Trichloroethane	1.00	U	0.24	1.00	ug/L
591-78-6	2-Hexanone	5.00	U	0.92	5.00	ug/L
124-48-1	Dibromochloromethane	1.00	U	0.18	1.00	ug/L
106-93-4	1,2-Dibromoethane	1.00	U	0.16	1.00	ug/L
127-18-4	Tetrachloroethene	0.68	J	0.17	1.00	ug/L
108-90-7	Chlorobenzene	1.00	U	0.17	1.00	ug/L
100-41-4	Ethyl Benzene	1.00	U	0.18	1.00	ug/L
179601-23-1	m/p-Xylenes	2.00	U	0.32	2.00	ug/L
95-47-6	o-Xylene	1.00	U	0.19	1.00	ug/L
100-42-5	Styrene	1.00	U	0.16	1.00	ug/L
75-25-2	Bromoform	1.00	U	0.19	1.00	ug/L
98-82-8	Isopropylbenzene	1.00	U	0.23	1.00	ug/L
79-34-5	1,1,2,2-Tetrachloroethane	1.00	U	0.29	1.00	ug/L
541-73-1	1,3-Dichlorobenzene	1.00	U	0.19	1.00	ug/L
106-46-7	1,4-Dichlorobenzene	1.00	U	0.20	1.00	ug/L
95-50-1	1,2-Dichlorobenzene	1.00	U	0.19	1.00	ug/L
96-12-8	1,2-Dibromo-3-Chloropropane	1.00	U	0.47	1.00	ug/L
120-82-1	1,2,4-Trichlorobenzene	1.00	U	0.30	1.00	ug/L
87-61-6	1,2,3-Trichlorobenzene	1.00	U	0.35	1.00	ug/L
SURROGATES						
17060-07-0	1,2-Dichloroethane-d4	51.2		78 - 117	102%	SPK: 50
1868-53-7	Dibromofluoromethane	50.3		75 - 124	101%	SPK: 50
2037-26-5	Toluene-d8	51.0		92 - 112	102%	SPK: 50
460-00-4	4-Bromofluorobenzene	46.3		83 - 123	93%	SPK: 50
INTERNAL STANDARDS						
363-72-4	Pentafluorobenzene	172000	5.562			
540-36-3	1,4-Difluorobenzene	289000	6.769			
3114-55-4	Chlorobenzene-d5	246000	10.055			
3855-82-1	1,4-Dichlorobenzene-d4	96000	12.024			

Report of Analysis

Client:	EA Engineering Science & Technology	Date Collected:	07/20/21
Project:	NYSDEC - National Heatset	Date Received:	07/22/21
Client Sample ID:	152140-MW-C	SDG No.:	M3145
Lab Sample ID:	M3145-17	Matrix:	Water
Analytical Method:	SW8260	% Moisture:	100
Sample Wt/Vol:	5 Units: mL	Final Vol:	5000 uL
Soil Aliquot Vol:	uL	Test:	VOC-TCLVOA-10
GC Column:	DB-624UI ID : 0.18	Level :	LOW

File ID/Qc Batch:	Dilution:	Prep Date	Date Analyzed	Prep Batch ID
VX023397.D	1		07/23/21 01:17	VX072221

CAS Number	Parameter	Conc.	Qualifier	MDL	LOQ / CRQL	Units

U = Not Detected
LOQ = Limit of Quantitation
MDL = Method Detection Limit
LOD = Limit of Detection
E = Value Exceeds Calibration Range
Q = indicates LCS control criteria did not meet requirements
M = MS/MSD acceptance criteria did not meet requirements

J = Estimated Value
B = Analyte Found in Associated Method Blank
N = Presumptive Evidence of a Compound
* = Values outside of QC limits
D = Dilution
() = Laboratory InHouse Limit
A = Aldol-Condensation Reaction Products

Report of Analysis

Client:	EA Engineering Science & Technology	Date Collected:	07/20/21
Project:	NYSDEC - National Heatset	Date Received:	07/22/21
Client Sample ID:	152140-FD-1	SDG No.:	M3145
Lab Sample ID:	M3145-18	Matrix:	Water
Analytical Method:	SW8260	% Moisture:	100
Sample Wt/Vol:	5 Units: mL	Final Vol:	5000 uL
Soil Aliquot Vol:	uL	Test:	VOC-TCLVOA-10
GC Column:	DB-624UI ID : 0.18	Level :	LOW

File ID/Qc Batch:	Dilution:	Prep Date	Date Analyzed	Prep Batch ID
VX023398.D	1		07/23/21 01:40	VX072221

CAS Number	Parameter	Conc.	Qualifier	MDL	LOQ / CRQL	Units
TARGETS						
75-71-8	Dichlorodifluoromethane	1.00	U	0.23	1.00	ug/L
74-87-3	Chloromethane	1.00	U	0.20	1.00	ug/L
75-01-4	Vinyl Chloride	1.00	U	0.19	1.00	ug/L
74-83-9	Bromomethane	5.00	U	0.87	5.00	ug/L
75-00-3	Chloroethane	1.00	U	0.35	1.00	ug/L
75-69-4	Trichlorofluoromethane	1.00	U	0.25	1.00	ug/L
76-13-1	1,1,2-Trichlorotrifluoroethane	1.00	U	0.21	1.00	ug/L
75-35-4	1,1-Dichloroethene	1.00	U	0.26	1.00	ug/L
67-64-1	Acetone	2.60	J	1.60	5.00	ug/L
75-15-0	Carbon Disulfide	1.00	U	0.25	1.00	ug/L
1634-04-4	Methyl tert-butyl Ether	1.00	U	0.22	1.00	ug/L
79-20-9	Methyl Acetate	1.00	U	0.47	1.00	ug/L
75-09-2	Methylene Chloride	0.40	J	0.18	1.00	ug/L
156-60-5	trans-1,2-Dichloroethene	1.00	U	0.19	1.00	ug/L
75-34-3	1,1-Dichloroethane	1.00	U	0.21	1.00	ug/L
110-82-7	Cyclohexane	5.00	U	1.30	5.00	ug/L
78-93-3	2-Butanone	5.00	U	0.90	5.00	ug/L
56-23-5	Carbon Tetrachloride	1.00	U	0.27	1.00	ug/L
156-59-2	cis-1,2-Dichloroethene	1.00	U	0.22	1.00	ug/L
74-97-5	Bromochloromethane	1.00	U	0.26	1.00	ug/L
67-66-3	Chloroform	1.00	U	0.27	1.00	ug/L
71-55-6	1,1,1-Trichloroethane	1.00	U	0.20	1.00	ug/L
108-87-2	Methylcyclohexane	1.00	U	0.14	1.00	ug/L
71-43-2	Benzene	1.00	U	0.18	1.00	ug/L
107-06-2	1,2-Dichloroethane	1.00	U	0.25	1.00	ug/L
79-01-6	Trichloroethene	0.83	J	0.17	1.00	ug/L
78-87-5	1,2-Dichloropropane	1.00	U	0.17	1.00	ug/L
75-27-4	Bromodichloromethane	1.00	U	0.20	1.00	ug/L
108-10-1	4-Methyl-2-Pentanone	5.00	U	0.87	5.00	ug/L
108-88-3	Toluene	1.00	U	0.22	1.00	ug/L
10061-02-6	t-1,3-Dichloropropene	1.00	U	0.18	1.00	ug/L
10061-01-5	cis-1,3-Dichloropropene	1.00	U	0.17	1.00	ug/L

Report of Analysis

Client:	EA Engineering Science & Technology	Date Collected:	07/20/21
Project:	NYSDEC - National Heatset	Date Received:	07/22/21
Client Sample ID:	152140-FD-1	SDG No.:	M3145
Lab Sample ID:	M3145-18	Matrix:	Water
Analytical Method:	SW8260	% Moisture:	100
Sample Wt/Vol:	5 Units: mL	Final Vol:	5000 uL
Soil Aliquot Vol:	uL	Test:	VOC-TCLVOA-10
GC Column:	DB-624UI ID : 0.18	Level :	LOW

File ID/Qc Batch:	Dilution:	Prep Date	Date Analyzed	Prep Batch ID
VX023398.D	1		07/23/21 01:40	VX072221

CAS Number	Parameter	Conc.	Qualifier	MDL	LOQ / CRQL	Units
79-00-5	1,1,2-Trichloroethane	1.00	U	0.24	1.00	ug/L
591-78-6	2-Hexanone	5.00	U	0.92	5.00	ug/L
124-48-1	Dibromochloromethane	1.00	U	0.18	1.00	ug/L
106-93-4	1,2-Dibromoethane	1.00	U	0.16	1.00	ug/L
127-18-4	Tetrachloroethene	0.72	J	0.17	1.00	ug/L
108-90-7	Chlorobenzene	1.00	U	0.17	1.00	ug/L
100-41-4	Ethyl Benzene	1.00	U	0.18	1.00	ug/L
179601-23-1	m/p-Xylenes	2.00	U	0.32	2.00	ug/L
95-47-6	o-Xylene	1.00	U	0.19	1.00	ug/L
100-42-5	Styrene	1.00	U	0.16	1.00	ug/L
75-25-2	Bromoform	1.00	U	0.19	1.00	ug/L
98-82-8	Isopropylbenzene	1.00	U	0.23	1.00	ug/L
79-34-5	1,1,2,2-Tetrachloroethane	1.00	U	0.29	1.00	ug/L
541-73-1	1,3-Dichlorobenzene	1.00	U	0.19	1.00	ug/L
106-46-7	1,4-Dichlorobenzene	1.00	U	0.20	1.00	ug/L
95-50-1	1,2-Dichlorobenzene	1.00	U	0.19	1.00	ug/L
96-12-8	1,2-Dibromo-3-Chloropropane	1.00	U	0.47	1.00	ug/L
120-82-1	1,2,4-Trichlorobenzene	1.00	U	0.30	1.00	ug/L
87-61-6	1,2,3-Trichlorobenzene	1.00	U	0.35	1.00	ug/L
SURROGATES						
17060-07-0	1,2-Dichloroethane-d4	51.8		78 - 117	104%	SPK: 50
1868-53-7	Dibromofluoromethane	50.7		75 - 124	101%	SPK: 50
2037-26-5	Toluene-d8	50.7		92 - 112	101%	SPK: 50
460-00-4	4-Bromofluorobenzene	46.8		83 - 123	94%	SPK: 50
INTERNAL STANDARDS						
363-72-4	Pentafluorobenzene	167000	5.568			
540-36-3	1,4-Difluorobenzene	278000	6.769			
3114-55-4	Chlorobenzene-d5	235000	10.055			
3855-82-1	1,4-Dichlorobenzene-d4	95400	12.024			

Report of Analysis

Client:	EA Engineering Science & Technology	Date Collected:	07/20/21
Project:	NYSDEC - National Heatset	Date Received:	07/22/21
Client Sample ID:	152140-FD-1	SDG No.:	M3145
Lab Sample ID:	M3145-18	Matrix:	Water
Analytical Method:	SW8260	% Moisture:	100
Sample Wt/Vol:	5 Units: mL	Final Vol:	5000 uL
Soil Aliquot Vol:	uL	Test:	VOC-TCLVOA-10
GC Column:	DB-624UI ID : 0.18	Level :	LOW

File ID/Qc Batch:	Dilution:	Prep Date	Date Analyzed	Prep Batch ID
VX023398.D	1		07/23/21 01:40	VX072221

CAS Number	Parameter	Conc.	Qualifier	MDL	LOQ / CRQL	Units

U = Not Detected
LOQ = Limit of Quantitation
MDL = Method Detection Limit
LOD = Limit of Detection
E = Value Exceeds Calibration Range
Q = indicates LCS control criteria did not meet requirements
M = MS/MSD acceptance criteria did not meet requirements

J = Estimated Value
B = Analyte Found in Associated Method Blank
N = Presumptive Evidence of a Compound
* = Values outside of QC limits
D = Dilution
() = Laboratory InHouse Limit
A = Aldol-Condensation Reaction Products

Report of Analysis

Client:	EA Engineering Science & Technology	Date Collected:	07/21/21
Project:	NYSDEC - National Heatset	Date Received:	07/22/21
Client Sample ID:	152140-MW-14D	SDG No.:	M3145
Lab Sample ID:	M3145-19	Matrix:	Water
Analytical Method:	SW8260	% Moisture:	100
Sample Wt/Vol:	5 Units: mL	Final Vol:	5000 uL
Soil Aliquot Vol:	uL	Test:	VOC-TCLVOA-10
GC Column:	DB-624UI ID : 0.18	Level :	LOW

File ID/Qc Batch:	Dilution:	Prep Date	Date Analyzed	Prep Batch ID
VX023399.D	1		07/23/21 02:04	VX072221

CAS Number	Parameter	Conc.	Qualifier	MDL	LOQ / CRQL	Units
TARGETS						
75-71-8	Dichlorodifluoromethane	1.00	U	0.23	1.00	ug/L
74-87-3	Chloromethane	1.00	U	0.20	1.00	ug/L
75-01-4	Vinyl Chloride	1.00	U	0.19	1.00	ug/L
74-83-9	Bromomethane	5.00	U	0.87	5.00	ug/L
75-00-3	Chloroethane	1.00	U	0.35	1.00	ug/L
75-69-4	Trichlorofluoromethane	1.00	U	0.25	1.00	ug/L
76-13-1	1,1,2-Trichlorotrifluoroethane	1.00	U	0.21	1.00	ug/L
75-35-4	1,1-Dichloroethene	1.00	U	0.26	1.00	ug/L
67-64-1	Acetone	3.60	J	1.60	5.00	ug/L
75-15-0	Carbon Disulfide	1.00	U	0.25	1.00	ug/L
1634-04-4	Methyl tert-butyl Ether	1.00	U	0.22	1.00	ug/L
79-20-9	Methyl Acetate	1.00	U	0.47	1.00	ug/L
75-09-2	Methylene Chloride	1.00	U	0.18	1.00	ug/L
156-60-5	trans-1,2-Dichloroethene	1.00	U	0.19	1.00	ug/L
75-34-3	1,1-Dichloroethane	1.00	U	0.21	1.00	ug/L
110-82-7	Cyclohexane	5.00	U	1.30	5.00	ug/L
78-93-3	2-Butanone	5.00	U	0.90	5.00	ug/L
56-23-5	Carbon Tetrachloride	1.00	U	0.27	1.00	ug/L
156-59-2	cis-1,2-Dichloroethene	1.00	U	0.22	1.00	ug/L
74-97-5	Bromochloromethane	1.00	U	0.26	1.00	ug/L
67-66-3	Chloroform	1.00	U	0.27	1.00	ug/L
71-55-6	1,1,1-Trichloroethane	1.00	U	0.20	1.00	ug/L
108-87-2	Methylcyclohexane	1.00	U	0.14	1.00	ug/L
71-43-2	Benzene	1.00	U	0.18	1.00	ug/L
107-06-2	1,2-Dichloroethane	1.00	U	0.25	1.00	ug/L
79-01-6	Trichloroethene	0.45	J	0.17	1.00	ug/L
78-87-5	1,2-Dichloropropane	1.00	U	0.17	1.00	ug/L
75-27-4	Bromodichloromethane	1.00	U	0.20	1.00	ug/L
108-10-1	4-Methyl-2-Pentanone	5.00	U	0.87	5.00	ug/L
108-88-3	Toluene	1.00	U	0.22	1.00	ug/L
10061-02-6	t-1,3-Dichloropropene	1.00	U	0.18	1.00	ug/L
10061-01-5	cis-1,3-Dichloropropene	1.00	U	0.17	1.00	ug/L

Report of Analysis

Client:	EA Engineering Science & Technology	Date Collected:	07/21/21
Project:	NYSDEC - National Heatset	Date Received:	07/22/21
Client Sample ID:	152140-MW-14D	SDG No.:	M3145
Lab Sample ID:	M3145-19	Matrix:	Water
Analytical Method:	SW8260	% Moisture:	100
Sample Wt/Vol:	5 Units: mL	Final Vol:	5000 uL
Soil Aliquot Vol:	uL	Test:	VOC-TCLVOA-10
GC Column:	DB-624UI ID : 0.18	Level :	LOW

File ID/Qc Batch:	Dilution:	Prep Date	Date Analyzed	Prep Batch ID
VX023399.D	1		07/23/21 02:04	VX072221

CAS Number	Parameter	Conc.	Qualifier	MDL	LOQ / CRQL	Units
79-00-5	1,1,2-Trichloroethane	1.00	U	0.24	1.00	ug/L
591-78-6	2-Hexanone	5.00	U	0.92	5.00	ug/L
124-48-1	Dibromochloromethane	1.00	U	0.18	1.00	ug/L
106-93-4	1,2-Dibromoethane	1.00	U	0.16	1.00	ug/L
127-18-4	Tetrachloroethene	0.41	J	0.17	1.00	ug/L
108-90-7	Chlorobenzene	1.00	U	0.17	1.00	ug/L
100-41-4	Ethyl Benzene	1.00	U	0.18	1.00	ug/L
179601-23-1	m/p-Xylenes	2.00	U	0.32	2.00	ug/L
95-47-6	o-Xylene	1.00	U	0.19	1.00	ug/L
100-42-5	Styrene	1.00	U	0.16	1.00	ug/L
75-25-2	Bromoform	1.00	U	0.19	1.00	ug/L
98-82-8	Isopropylbenzene	1.00	U	0.23	1.00	ug/L
79-34-5	1,1,2,2-Tetrachloroethane	1.00	U	0.29	1.00	ug/L
541-73-1	1,3-Dichlorobenzene	1.00	U	0.19	1.00	ug/L
106-46-7	1,4-Dichlorobenzene	1.00	U	0.20	1.00	ug/L
95-50-1	1,2-Dichlorobenzene	1.00	U	0.19	1.00	ug/L
96-12-8	1,2-Dibromo-3-Chloropropane	1.00	U	0.47	1.00	ug/L
120-82-1	1,2,4-Trichlorobenzene	1.00	U	0.30	1.00	ug/L
87-61-6	1,2,3-Trichlorobenzene	1.00	U	0.35	1.00	ug/L
SURROGATES						
17060-07-0	1,2-Dichloroethane-d4	52.1		78 - 117	104%	SPK: 50
1868-53-7	Dibromofluoromethane	50.0		75 - 124	100%	SPK: 50
2037-26-5	Toluene-d8	51.9		92 - 112	104%	SPK: 50
460-00-4	4-Bromofluorobenzene	46.9		83 - 123	94%	SPK: 50
INTERNAL STANDARDS						
363-72-4	Pentafluorobenzene	167000	5.562			
540-36-3	1,4-Difluorobenzene	285000	6.769			
3114-55-4	Chlorobenzene-d5	246000	10.055			
3855-82-1	1,4-Dichlorobenzene-d4	93400	12.024			

CHEMTECH 284 Sheffield Street, Mountainside, NJ 07092 Phone: 908 789 8900 Fax: 908 789 8922

Report of Analysis

Client:	EA Engineering Science & Technology	Date Collected:	07/21/21
Project:	NYSDEC - National Heatset	Date Received:	07/22/21
Client Sample ID:	152140-MW-14D	SDG No.:	M3145
Lab Sample ID:	M3145-19	Matrix:	Water
Analytical Method:	SW8260	% Moisture:	100
Sample Wt/Vol:	5 Units: mL	Final Vol:	5000 uL
Soil Aliquot Vol:	uL	Test:	VOC-TCLVOA-10
GC Column:	DB-624UI ID : 0.18	Level :	LOW

File ID/Qc Batch:	Dilution:	Prep Date	Date Analyzed	Prep Batch ID
VX023399.D	1		07/23/21 02:04	VX072221

CAS Number	Parameter	Conc.	Qualifier	MDL	LOQ / CRQL	Units

U = Not Detected
LOQ = Limit of Quantitation
MDL = Method Detection Limit
LOD = Limit of Detection
E = Value Exceeds Calibration Range
Q = indicates LCS control criteria did not meet requirements
M = MS/MSD acceptance criteria did not meet requirements

J = Estimated Value
B = Analyte Found in Associated Method Blank
N = Presumptive Evidence of a Compound
* = Values outside of QC limits
D = Dilution
() = Laboratory InHouse Limit
A = Aldol-Condensation Reaction Products

Report of Analysis

Client:	EA Engineering Science & Technology	Date Collected:	07/21/21
Project:	NYSDEC - National Heatset	Date Received:	07/22/21
Client Sample ID:	152140-DDC-1-PDB	SDG No.:	M3145
Lab Sample ID:	M3145-20	Matrix:	Water
Analytical Method:	SW8260	% Moisture:	100
Sample Wt/Vol:	5 Units: mL	Final Vol:	5000 uL
Soil Aliquot Vol:	uL	Test:	VOC-TCLVOA-10
GC Column:	DB-624UI ID : 0.18	Level :	LOW

File ID/Qc Batch:	Dilution:	Prep Date	Date Analyzed	Prep Batch ID
VX023448.D	1		07/26/21 14:03	VX072621

CAS Number	Parameter	Conc.	Qualifier	MDL	LOQ / CRQL	Units
TARGETS						
75-71-8	Dichlorodifluoromethane	1.00	U	0.23	1.00	ug/L
74-87-3	Chloromethane	1.00	U	0.20	1.00	ug/L
75-01-4	Vinyl Chloride	1.00	U	0.19	1.00	ug/L
74-83-9	Bromomethane	5.00	U	0.87	5.00	ug/L
75-00-3	Chloroethane	1.00	U	0.35	1.00	ug/L
75-69-4	Trichlorofluoromethane	1.00	U	0.25	1.00	ug/L
76-13-1	1,1,2-Trichlorotrifluoroethane	1.00	U	0.21	1.00	ug/L
75-35-4	1,1-Dichloroethene	1.00	U	0.26	1.00	ug/L
67-64-1	Acetone	1.80	J	1.60	5.00	ug/L
75-15-0	Carbon Disulfide	1.00	U	0.25	1.00	ug/L
1634-04-4	Methyl tert-butyl Ether	1.00	U	0.22	1.00	ug/L
79-20-9	Methyl Acetate	1.00	U	0.47	1.00	ug/L
75-09-2	Methylene Chloride	1.00	U	0.18	1.00	ug/L
156-60-5	trans-1,2-Dichloroethene	1.00	U	0.19	1.00	ug/L
75-34-3	1,1-Dichloroethane	1.00	U	0.21	1.00	ug/L
110-82-7	Cyclohexane	5.00	U	1.30	5.00	ug/L
78-93-3	2-Butanone	5.00	U	0.90	5.00	ug/L
56-23-5	Carbon Tetrachloride	1.50		0.27	1.00	ug/L
156-59-2	cis-1,2-Dichloroethene	1.00	U	0.22	1.00	ug/L
74-97-5	Bromochloromethane	1.00	U	0.26	1.00	ug/L
67-66-3	Chloroform	0.95	J	0.27	1.00	ug/L
71-55-6	1,1,1-Trichloroethane	1.00	U	0.20	1.00	ug/L
108-87-2	Methylcyclohexane	1.00	U	0.14	1.00	ug/L
71-43-2	Benzene	1.00	U	0.18	1.00	ug/L
107-06-2	1,2-Dichloroethane	1.00	U	0.25	1.00	ug/L
79-01-6	Trichloroethene	0.60	J	0.17	1.00	ug/L
78-87-5	1,2-Dichloropropane	1.00	U	0.17	1.00	ug/L
75-27-4	Bromodichloromethane	1.00	U	0.20	1.00	ug/L
108-10-1	4-Methyl-2-Pentanone	5.00	U	0.87	5.00	ug/L
108-88-3	Toluene	1.00	U	0.22	1.00	ug/L
10061-02-6	t-1,3-Dichloropropene	1.00	U	0.18	1.00	ug/L
10061-01-5	cis-1,3-Dichloropropene	1.00	U	0.17	1.00	ug/L

Report of Analysis

Client:	EA Engineering Science & Technology	Date Collected:	07/21/21
Project:	NYSDEC - National Heatset	Date Received:	07/22/21
Client Sample ID:	152140-DDC-1-PDB	SDG No.:	M3145
Lab Sample ID:	M3145-20	Matrix:	Water
Analytical Method:	SW8260	% Moisture:	100
Sample Wt/Vol:	5 Units: mL	Final Vol:	5000 uL
Soil Aliquot Vol:	uL	Test:	VOC-TCLVOA-10
GC Column:	DB-624UI ID : 0.18	Level :	LOW

File ID/Qc Batch:	Dilution:	Prep Date	Date Analyzed	Prep Batch ID
VX023448.D	1		07/26/21 14:03	VX072621

CAS Number	Parameter	Conc.	Qualifier	MDL	LOQ / CRQL	Units
79-00-5	1,1,2-Trichloroethane	1.00	U	0.24	1.00	ug/L
591-78-6	2-Hexanone	5.00	U	0.92	5.00	ug/L
124-48-1	Dibromochloromethane	1.00	U	0.18	1.00	ug/L
106-93-4	1,2-Dibromoethane	1.00	U	0.16	1.00	ug/L
127-18-4	Tetrachloroethene	260	E	0.17	1.00	ug/L
108-90-7	Chlorobenzene	1.00	U	0.17	1.00	ug/L
100-41-4	Ethyl Benzene	1.00	U	0.18	1.00	ug/L
179601-23-1	m/p-Xylenes	2.00	U	0.32	2.00	ug/L
95-47-6	o-Xylene	1.00	U	0.19	1.00	ug/L
100-42-5	Styrene	1.00	U	0.16	1.00	ug/L
75-25-2	Bromoform	1.00	U	0.19	1.00	ug/L
98-82-8	Isopropylbenzene	1.00	U	0.23	1.00	ug/L
79-34-5	1,1,2,2-Tetrachloroethane	1.00	U	0.29	1.00	ug/L
541-73-1	1,3-Dichlorobenzene	1.00	U	0.19	1.00	ug/L
106-46-7	1,4-Dichlorobenzene	1.00	U	0.20	1.00	ug/L
95-50-1	1,2-Dichlorobenzene	1.00	U	0.19	1.00	ug/L
96-12-8	1,2-Dibromo-3-Chloropropane	1.00	U	0.47	1.00	ug/L
120-82-1	1,2,4-Trichlorobenzene	1.00	U	0.30	1.00	ug/L
87-61-6	1,2,3-Trichlorobenzene	1.00	U	0.35	1.00	ug/L
SURROGATES						
17060-07-0	1,2-Dichloroethane-d4	51.6		78 - 117	103%	SPK: 50
1868-53-7	Dibromofluoromethane	50.3		75 - 124	101%	SPK: 50
2037-26-5	Toluene-d8	50.8		92 - 112	102%	SPK: 50
460-00-4	4-Bromofluorobenzene	47.5		83 - 123	95%	SPK: 50
INTERNAL STANDARDS						
363-72-4	Pentafluorobenzene	174000	5.562			
540-36-3	1,4-Difluorobenzene	295000	6.769			
3114-55-4	Chlorobenzene-d5	257000	10.055			
3855-82-1	1,4-Dichlorobenzene-d4	99900	12.024			
TENTATIVE IDENTIFIED COMPOUNDS						
67-72-1	Hexachloroethane	5.30	J		12.5	ug/L

CHEMTECH 284 Sheffield Street, Mountainside, NJ 07092 Phone: 908 789 8900 Fax: 908 789 8922

Report of Analysis

Client:	EA Engineering Science & Technology	Date Collected:	07/21/21
Project:	NYSDEC - National Heatset	Date Received:	07/22/21
Client Sample ID:	152140-DDC-1-PDB	SDG No.:	M3145
Lab Sample ID:	M3145-20	Matrix:	Water
Analytical Method:	SW8260	% Moisture:	100
Sample Wt/Vol:	5 Units: mL	Final Vol:	5000 uL
Soil Aliquot Vol:	uL	Test:	VOC-TCLVOA-10
GC Column:	DB-624UI ID : 0.18	Level :	LOW

File ID/Qc Batch:	Dilution:	Prep Date	Date Analyzed	Prep Batch ID
VX023448.D	1		07/26/21 14:03	VX072621

CAS Number	Parameter	Conc.	Qualifier	MDL	LOQ / CRQL	Units

U = Not Detected
LOQ = Limit of Quantitation
MDL = Method Detection Limit
LOD = Limit of Detection
E = Value Exceeds Calibration Range
Q = indicates LCS control criteria did not meet requirements
M = MS/MSD acceptance criteria did not meet requirements

J = Estimated Value
B = Analyte Found in Associated Method Blank
N = Presumptive Evidence of a Compound
* = Values outside of QC limits
D = Dilution
() = Laboratory InHouse Limit
A = Aldol-Condensation Reaction Products

Report of Analysis

Client:	EA Engineering Science & Technology	Date Collected:	07/21/21
Project:	NYSDEC - National Heatset	Date Received:	07/22/21
Client Sample ID:	152140-DDC-1-PDBDL	SDG No.:	M3145
Lab Sample ID:	M3145-20DL	Matrix:	Water
Analytical Method:	SW8260	% Moisture:	100
Sample Wt/Vol:	5 Units: mL	Final Vol:	5000 uL
Soil Aliquot Vol:	uL	Test:	VOC-TCLVOA-10
GC Column:	DB-624UI ID : 0.18	Level :	LOW

File ID/Qc Batch:	Dilution:	Prep Date	Date Analyzed	Prep Batch ID
VX023449.D	5		07/26/21 14:27	VX072621

CAS Number	Parameter	Conc.	Qualifier	MDL	LOQ / CRQL	Units
TARGETS						
75-71-8	Dichlorodifluoromethane	5.00	UD	1.20	5.00	ug/L
74-87-3	Chloromethane	5.00	UD	1.00	5.00	ug/L
75-01-4	Vinyl Chloride	5.00	UD	0.97	5.00	ug/L
74-83-9	Bromomethane	25.0	UD	4.30	25.0	ug/L
75-00-3	Chloroethane	5.00	UD	1.80	5.00	ug/L
75-69-4	Trichlorofluoromethane	5.00	UD	1.20	5.00	ug/L
76-13-1	1,1,2-Trichlorotrifluoroethane	5.00	UD	1.10	5.00	ug/L
75-35-4	1,1-Dichloroethene	5.00	UD	1.30	5.00	ug/L
67-64-1	Acetone	25.0	UD	8.10	25.0	ug/L
75-15-0	Carbon Disulfide	5.00	UD	1.30	5.00	ug/L
1634-04-4	Methyl tert-butyl Ether	5.00	UD	1.10	5.00	ug/L
79-20-9	Methyl Acetate	5.00	UD	2.30	5.00	ug/L
75-09-2	Methylene Chloride	5.00	UD	0.90	5.00	ug/L
156-60-5	trans-1,2-Dichloroethene	5.00	UD	0.96	5.00	ug/L
75-34-3	1,1-Dichloroethane	5.00	UD	1.00	5.00	ug/L
110-82-7	Cyclohexane	25.0	UD	6.50	25.0	ug/L
78-93-3	2-Butanone	25.0	UD	4.50	25.0	ug/L
56-23-5	Carbon Tetrachloride	5.00	UD	1.40	5.00	ug/L
156-59-2	cis-1,2-Dichloroethene	5.00	UD	1.10	5.00	ug/L
74-97-5	Bromochloromethane	5.00	UD	1.30	5.00	ug/L
67-66-3	Chloroform	5.00	UD	1.30	5.00	ug/L
71-55-6	1,1,1-Trichloroethane	5.00	UD	0.98	5.00	ug/L
108-87-2	Methylcyclohexane	5.00	UD	0.71	5.00	ug/L
71-43-2	Benzene	5.00	UD	0.91	5.00	ug/L
107-06-2	1,2-Dichloroethane	5.00	UD	1.20	5.00	ug/L
79-01-6	Trichloroethene	5.00	UD	0.87	5.00	ug/L
78-87-5	1,2-Dichloropropane	5.00	UD	0.85	5.00	ug/L
75-27-4	Bromodichloromethane	5.00	UD	0.99	5.00	ug/L
108-10-1	4-Methyl-2-Pentanone	25.0	UD	4.30	25.0	ug/L
108-88-3	Toluene	5.00	UD	1.10	5.00	ug/L
10061-02-6	t-1,3-Dichloropropene	5.00	UD	0.89	5.00	ug/L
10061-01-5	cis-1,3-Dichloropropene	5.00	UD	0.83	5.00	ug/L

Report of Analysis

Client:	EA Engineering Science & Technology	Date Collected:	07/21/21
Project:	NYSDEC - National Heatset	Date Received:	07/22/21
Client Sample ID:	152140-DDC-1-PDBDL	SDG No.:	M3145
Lab Sample ID:	M3145-20DL	Matrix:	Water
Analytical Method:	SW8260	% Moisture:	100
Sample Wt/Vol:	5 Units: mL	Final Vol:	5000 uL
Soil Aliquot Vol:	uL	Test:	VOC-TCLVOA-10
GC Column:	DB-624UI ID : 0.18	Level :	LOW

File ID/Qc Batch:	Dilution:	Prep Date	Date Analyzed	Prep Batch ID
VX023449.D	5		07/26/21 14:27	VX072621

CAS Number	Parameter	Conc.	Qualifier	MDL	LOQ / CRQL	Units
79-00-5	1,1,2-Trichloroethane	5.00	UD	1.20	5.00	ug/L
591-78-6	2-Hexanone	25.0	UD	4.60	25.0	ug/L
124-48-1	Dibromochloromethane	5.00	UD	0.89	5.00	ug/L
106-93-4	1,2-Dibromoethane	5.00	UD	0.82	5.00	ug/L
127-18-4	Tetrachloroethene	310	D	0.84	5.00	ug/L
108-90-7	Chlorobenzene	5.00	UD	0.83	5.00	ug/L
100-41-4	Ethyl Benzene	5.00	UD	0.91	5.00	ug/L
179601-23-1	m/p-Xylenes	10.0	UD	1.60	10.0	ug/L
95-47-6	o-Xylene	5.00	UD	0.94	5.00	ug/L
100-42-5	Styrene	5.00	UD	0.82	5.00	ug/L
75-25-2	Bromoform	5.00	UD	0.96	5.00	ug/L
98-82-8	Isopropylbenzene	5.00	UD	1.20	5.00	ug/L
79-34-5	1,1,2,2-Tetrachloroethane	5.00	UD	1.50	5.00	ug/L
541-73-1	1,3-Dichlorobenzene	5.00	UD	0.97	5.00	ug/L
106-46-7	1,4-Dichlorobenzene	5.00	UD	0.99	5.00	ug/L
95-50-1	1,2-Dichlorobenzene	5.00	UD	0.94	5.00	ug/L
96-12-8	1,2-Dibromo-3-Chloropropane	5.00	UD	2.40	5.00	ug/L
120-82-1	1,2,4-Trichlorobenzene	5.00	UD	1.50	5.00	ug/L
87-61-6	1,2,3-Trichlorobenzene	5.00	UD	1.70	5.00	ug/L
SURROGATES						
17060-07-0	1,2-Dichloroethane-d4	51.9		78 - 117	104%	SPK: 50
1868-53-7	Dibromofluoromethane	50.6		75 - 124	101%	SPK: 50
2037-26-5	Toluene-d8	51.6		92 - 112	103%	SPK: 50
460-00-4	4-Bromofluorobenzene	48.7		83 - 123	97%	SPK: 50
INTERNAL STANDARDS						
363-72-4	Pentafluorobenzene	174000	5.562			
540-36-3	1,4-Difluorobenzene	295000	6.769			
3114-55-4	Chlorobenzene-d5	259000	10.055			
3855-82-1	1,4-Dichlorobenzene-d4	101000	12.024			

Report of Analysis

Client:	EA Engineering Science & Technology	Date Collected:	07/21/21
Project:	NYSDEC - National Heatset	Date Received:	07/22/21
Client Sample ID:	152140-DDC-1-PDBDL	SDG No.:	M3145
Lab Sample ID:	M3145-20DL	Matrix:	Water
Analytical Method:	SW8260	% Moisture:	100
Sample Wt/Vol:	5 Units: mL	Final Vol:	5000 uL
Soil Aliquot Vol:	uL	Test:	VOC-TCLVOA-10
GC Column:	DB-624UI ID : 0.18	Level :	LOW

File ID/Qc Batch:	Dilution:	Prep Date	Date Analyzed	Prep Batch ID
VX023449.D	5		07/26/21 14:27	VX072621

CAS Number	Parameter	Conc.	Qualifier	MDL	LOQ / CRQL	Units

U = Not Detected
LOQ = Limit of Quantitation
MDL = Method Detection Limit
LOD = Limit of Detection
E = Value Exceeds Calibration Range
Q = indicates LCS control criteria did not meet requirements
M = MS/MSD acceptance criteria did not meet requirements

J = Estimated Value
B = Analyte Found in Associated Method Blank
N = Presumptive Evidence of a Compound
* = Values outside of QC limits
D = Dilution
() = Laboratory InHouse Limit
A = Aldol-Condensation Reaction Products

Report of Analysis

Client:	EA Engineering Science & Technology	Date Collected:	07/21/21
Project:	NYSDEC - National Heatset	Date Received:	07/22/21
Client Sample ID:	152140-MW-3S(ONSITE)	SDG No.:	M3145
Lab Sample ID:	M3145-21	Matrix:	Water
Analytical Method:	SW8260	% Moisture:	100
Sample Wt/Vol:	5 Units: mL	Final Vol:	5000 uL
Soil Aliquot Vol:	uL	Test:	VOC-TCLVOA-10
GC Column:	DB-624UI ID : 0.18	Level :	LOW

File ID/Qc Batch:	Dilution:	Prep Date	Date Analyzed	Prep Batch ID
VX023400.D	1		07/23/21 02:27	VX072221

CAS Number	Parameter	Conc.	Qualifier	MDL	LOQ / CRQL	Units
TARGETS						
75-71-8	Dichlorodifluoromethane	1.00	U	0.23	1.00	ug/L
74-87-3	Chloromethane	1.00	U	0.20	1.00	ug/L
75-01-4	Vinyl Chloride	1.00	U	0.19	1.00	ug/L
74-83-9	Bromomethane	5.00	U	0.87	5.00	ug/L
75-00-3	Chloroethane	1.00	U	0.35	1.00	ug/L
75-69-4	Trichlorofluoromethane	1.00	U	0.25	1.00	ug/L
76-13-1	1,1,2-Trichlorotrifluoroethane	1.00	U	0.21	1.00	ug/L
75-35-4	1,1-Dichloroethene	1.00	U	0.26	1.00	ug/L
67-64-1	Acetone	2.70	J	1.60	5.00	ug/L
75-15-0	Carbon Disulfide	1.00	U	0.25	1.00	ug/L
1634-04-4	Methyl tert-butyl Ether	1.00	U	0.22	1.00	ug/L
79-20-9	Methyl Acetate	1.00	U	0.47	1.00	ug/L
75-09-2	Methylene Chloride	0.37	J	0.18	1.00	ug/L
156-60-5	trans-1,2-Dichloroethene	1.00	U	0.19	1.00	ug/L
75-34-3	1,1-Dichloroethane	1.00	U	0.21	1.00	ug/L
110-82-7	Cyclohexane	5.00	U	1.30	5.00	ug/L
78-93-3	2-Butanone	5.00	U	0.90	5.00	ug/L
56-23-5	Carbon Tetrachloride	1.00	U	0.27	1.00	ug/L
156-59-2	cis-1,2-Dichloroethene	0.45	J	0.22	1.00	ug/L
74-97-5	Bromochloromethane	1.00	U	0.26	1.00	ug/L
67-66-3	Chloroform	1.00	U	0.27	1.00	ug/L
71-55-6	1,1,1-Trichloroethane	1.00	U	0.20	1.00	ug/L
108-87-2	Methylcyclohexane	1.00	U	0.14	1.00	ug/L
71-43-2	Benzene	1.00	U	0.18	1.00	ug/L
107-06-2	1,2-Dichloroethane	1.00	U	0.25	1.00	ug/L
79-01-6	Trichloroethene	0.55	J	0.17	1.00	ug/L
78-87-5	1,2-Dichloropropane	1.00	U	0.17	1.00	ug/L
75-27-4	Bromodichloromethane	1.00	U	0.20	1.00	ug/L
108-10-1	4-Methyl-2-Pentanone	5.00	U	0.87	5.00	ug/L
108-88-3	Toluene	1.00	U	0.22	1.00	ug/L
10061-02-6	t-1,3-Dichloropropene	1.00	U	0.18	1.00	ug/L
10061-01-5	cis-1,3-Dichloropropene	1.00	U	0.17	1.00	ug/L

Report of Analysis

Client:	EA Engineering Science & Technology	Date Collected:	07/21/21
Project:	NYSDEC - National Heatset	Date Received:	07/22/21
Client Sample ID:	152140-MW-3S(ONSITE)	SDG No.:	M3145
Lab Sample ID:	M3145-21	Matrix:	Water
Analytical Method:	SW8260	% Moisture:	100
Sample Wt/Vol:	5 Units: mL	Final Vol:	5000 uL
Soil Aliquot Vol:	uL	Test:	VOC-TCLVOA-10
GC Column:	DB-624UI ID : 0.18	Level :	LOW

File ID/Qc Batch:	Dilution:	Prep Date	Date Analyzed	Prep Batch ID
VX023400.D	1		07/23/21 02:27	VX072221

CAS Number	Parameter	Conc.	Qualifier	MDL	LOQ / CRQL	Units
79-00-5	1,1,2-Trichloroethane	1.00	U	0.24	1.00	ug/L
591-78-6	2-Hexanone	5.00	U	0.92	5.00	ug/L
124-48-1	Dibromochloromethane	1.00	U	0.18	1.00	ug/L
106-93-4	1,2-Dibromoethane	1.00	U	0.16	1.00	ug/L
127-18-4	Tetrachloroethene	1.30		0.17	1.00	ug/L
108-90-7	Chlorobenzene	1.00	U	0.17	1.00	ug/L
100-41-4	Ethyl Benzene	1.00	U	0.18	1.00	ug/L
179601-23-1	m/p-Xylenes	2.00	U	0.32	2.00	ug/L
95-47-6	o-Xylene	1.00	U	0.19	1.00	ug/L
100-42-5	Styrene	1.00	U	0.16	1.00	ug/L
75-25-2	Bromoform	1.00	U	0.19	1.00	ug/L
98-82-8	Isopropylbenzene	1.00	U	0.23	1.00	ug/L
79-34-5	1,1,2,2-Tetrachloroethane	1.00	U	0.29	1.00	ug/L
541-73-1	1,3-Dichlorobenzene	1.00	U	0.19	1.00	ug/L
106-46-7	1,4-Dichlorobenzene	1.00	U	0.20	1.00	ug/L
95-50-1	1,2-Dichlorobenzene	1.00	U	0.19	1.00	ug/L
96-12-8	1,2-Dibromo-3-Chloropropane	1.00	U	0.47	1.00	ug/L
120-82-1	1,2,4-Trichlorobenzene	1.00	U	0.30	1.00	ug/L
87-61-6	1,2,3-Trichlorobenzene	1.00	U	0.35	1.00	ug/L
SURROGATES						
17060-07-0	1,2-Dichloroethane-d4	51.5		78 - 117	103%	SPK: 50
1868-53-7	Dibromofluoromethane	50.4		75 - 124	101%	SPK: 50
2037-26-5	Toluene-d8	51.7		92 - 112	103%	SPK: 50
460-00-4	4-Bromofluorobenzene	45.7		83 - 123	91%	SPK: 50
INTERNAL STANDARDS						
363-72-4	Pentafluorobenzene	173000	5.562			
540-36-3	1,4-Difluorobenzene	292000	6.769			
3114-55-4	Chlorobenzene-d5	252000	10.055			
3855-82-1	1,4-Dichlorobenzene-d4	94400	12.024			

CHEMTECH 284 Sheffield Street, Mountainside, NJ 07092 Phone: 908 789 8900 Fax: 908 789 8922

Report of Analysis

Client:	EA Engineering Science & Technology	Date Collected:	07/21/21
Project:	NYSDEC - National Heatset	Date Received:	07/22/21
Client Sample ID:	152140-MW-3S(ONSITE)	SDG No.:	M3145
Lab Sample ID:	M3145-21	Matrix:	Water
Analytical Method:	SW8260	% Moisture:	100
Sample Wt/Vol:	5 Units: mL	Final Vol:	5000 uL
Soil Aliquot Vol:	uL	Test:	VOC-TCLVOA-10
GC Column:	DB-624UI ID : 0.18	Level :	LOW

File ID/Qc Batch:	Dilution:	Prep Date	Date Analyzed	Prep Batch ID
VX023400.D	1		07/23/21 02:27	VX072221

CAS Number	Parameter	Conc.	Qualifier	MDL	LOQ / CRQL	Units

U = Not Detected
LOQ = Limit of Quantitation
MDL = Method Detection Limit
LOD = Limit of Detection
E = Value Exceeds Calibration Range
Q = indicates LCS control criteria did not meet requirements
M = MS/MSD acceptance criteria did not meet requirements

J = Estimated Value
B = Analyte Found in Associated Method Blank
N = Presumptive Evidence of a Compound
* = Values outside of QC limits
D = Dilution
() = Laboratory InHouse Limit
A = Aldol-Condensation Reaction Products

Report of Analysis

Client:	EA Engineering Science & Technology	Date Collected:	07/21/21
Project:	NYSDEC - National Heatset	Date Received:	07/22/21
Client Sample ID:	152140-FD-3	SDG No.:	M3145
Lab Sample ID:	M3145-22	Matrix:	Water
Analytical Method:	SW8260	% Moisture:	100
Sample Wt/Vol:	5 Units: mL	Final Vol:	5000 uL
Soil Aliquot Vol:	uL	Test:	VOC-TCLVOA-10
GC Column:	DB-624UI ID : 0.18	Level :	LOW

File ID/Qc Batch:	Dilution:	Prep Date	Date Analyzed	Prep Batch ID
VX023401.D	1		07/23/21 02:51	VX072221

CAS Number	Parameter	Conc.	Qualifier	MDL	LOQ / CRQL	Units
TARGETS						
75-71-8	Dichlorodifluoromethane	1.00	U	0.23	1.00	ug/L
74-87-3	Chloromethane	1.00	U	0.20	1.00	ug/L
75-01-4	Vinyl Chloride	1.00	U	0.19	1.00	ug/L
74-83-9	Bromomethane	5.00	U	0.87	5.00	ug/L
75-00-3	Chloroethane	1.00	U	0.35	1.00	ug/L
75-69-4	Trichlorofluoromethane	1.00	U	0.25	1.00	ug/L
76-13-1	1,1,2-Trichlorotrifluoroethane	1.00	U	0.21	1.00	ug/L
75-35-4	1,1-Dichloroethene	1.00	U	0.26	1.00	ug/L
67-64-1	Acetone	2.30	J	1.60	5.00	ug/L
75-15-0	Carbon Disulfide	1.00	U	0.25	1.00	ug/L
1634-04-4	Methyl tert-butyl Ether	1.00	U	0.22	1.00	ug/L
79-20-9	Methyl Acetate	1.00	U	0.47	1.00	ug/L
75-09-2	Methylene Chloride	0.36	J	0.18	1.00	ug/L
156-60-5	trans-1,2-Dichloroethene	1.00	U	0.19	1.00	ug/L
75-34-3	1,1-Dichloroethane	1.00	U	0.21	1.00	ug/L
110-82-7	Cyclohexane	5.00	U	1.30	5.00	ug/L
78-93-3	2-Butanone	5.00	U	0.90	5.00	ug/L
56-23-5	Carbon Tetrachloride	1.00	U	0.27	1.00	ug/L
156-59-2	cis-1,2-Dichloroethene	0.37	J	0.22	1.00	ug/L
74-97-5	Bromochloromethane	1.00	U	0.26	1.00	ug/L
67-66-3	Chloroform	1.00	U	0.27	1.00	ug/L
71-55-6	1,1,1-Trichloroethane	1.00	U	0.20	1.00	ug/L
108-87-2	Methylcyclohexane	1.00	U	0.14	1.00	ug/L
71-43-2	Benzene	1.00	U	0.18	1.00	ug/L
107-06-2	1,2-Dichloroethane	1.00	U	0.25	1.00	ug/L
79-01-6	Trichloroethene	0.54	J	0.17	1.00	ug/L
78-87-5	1,2-Dichloropropane	1.00	U	0.17	1.00	ug/L
75-27-4	Bromodichloromethane	1.00	U	0.20	1.00	ug/L
108-10-1	4-Methyl-2-Pentanone	5.00	U	0.87	5.00	ug/L
108-88-3	Toluene	1.00	U	0.22	1.00	ug/L
10061-02-6	t-1,3-Dichloropropene	1.00	U	0.18	1.00	ug/L
10061-01-5	cis-1,3-Dichloropropene	1.00	U	0.17	1.00	ug/L

Report of Analysis

Client:	EA Engineering Science & Technology	Date Collected:	07/21/21
Project:	NYSDEC - National Heatset	Date Received:	07/22/21
Client Sample ID:	152140-FD-3	SDG No.:	M3145
Lab Sample ID:	M3145-22	Matrix:	Water
Analytical Method:	SW8260	% Moisture:	100
Sample Wt/Vol:	5 Units: mL	Final Vol:	5000 uL
Soil Aliquot Vol:	uL	Test:	VOC-TCLVOA-10
GC Column:	DB-624UI ID : 0.18	Level :	LOW

File ID/Qc Batch:	Dilution:	Prep Date	Date Analyzed	Prep Batch ID
VX023401.D	1		07/23/21 02:51	VX072221

CAS Number	Parameter	Conc.	Qualifier	MDL	LOQ / CRQL	Units
79-00-5	1,1,2-Trichloroethane	1.00	U	0.24	1.00	ug/L
591-78-6	2-Hexanone	5.00	U	0.92	5.00	ug/L
124-48-1	Dibromochloromethane	1.00	U	0.18	1.00	ug/L
106-93-4	1,2-Dibromoethane	1.00	U	0.16	1.00	ug/L
127-18-4	Tetrachloroethene	1.30		0.17	1.00	ug/L
108-90-7	Chlorobenzene	1.00	U	0.17	1.00	ug/L
100-41-4	Ethyl Benzene	1.00	U	0.18	1.00	ug/L
179601-23-1	m/p-Xylenes	2.00	U	0.32	2.00	ug/L
95-47-6	o-Xylene	1.00	U	0.19	1.00	ug/L
100-42-5	Styrene	1.00	U	0.16	1.00	ug/L
75-25-2	Bromoform	1.00	U	0.19	1.00	ug/L
98-82-8	Isopropylbenzene	1.00	U	0.23	1.00	ug/L
79-34-5	1,1,2,2-Tetrachloroethane	1.00	U	0.29	1.00	ug/L
541-73-1	1,3-Dichlorobenzene	1.00	U	0.19	1.00	ug/L
106-46-7	1,4-Dichlorobenzene	1.00	U	0.20	1.00	ug/L
95-50-1	1,2-Dichlorobenzene	1.00	U	0.19	1.00	ug/L
96-12-8	1,2-Dibromo-3-Chloropropane	1.00	U	0.47	1.00	ug/L
120-82-1	1,2,4-Trichlorobenzene	1.00	U	0.30	1.00	ug/L
87-61-6	1,2,3-Trichlorobenzene	1.00	U	0.35	1.00	ug/L
SURROGATES						
17060-07-0	1,2-Dichloroethane-d4	51.5		78 - 117	103%	SPK: 50
1868-53-7	Dibromofluoromethane	50.0		75 - 124	100%	SPK: 50
2037-26-5	Toluene-d8	51.0		92 - 112	102%	SPK: 50
460-00-4	4-Bromofluorobenzene	47.8		83 - 123	96%	SPK: 50
INTERNAL STANDARDS						
363-72-4	Pentafluorobenzene	171000	5.562			
540-36-3	1,4-Difluorobenzene	288000	6.769			
3114-55-4	Chlorobenzene-d5	246000	10.055			
3855-82-1	1,4-Dichlorobenzene-d4	100000	12.024			

Report of Analysis

Client:	EA Engineering Science & Technology	Date Collected:	07/21/21
Project:	NYSDEC - National Heatset	Date Received:	07/22/21
Client Sample ID:	152140-FD-3	SDG No.:	M3145
Lab Sample ID:	M3145-22	Matrix:	Water
Analytical Method:	SW8260	% Moisture:	100
Sample Wt/Vol:	5 Units: mL	Final Vol:	5000 uL
Soil Aliquot Vol:	uL	Test:	VOC-TCLVOA-10
GC Column:	DB-624UI ID : 0.18	Level :	LOW

File ID/Qc Batch:	Dilution:	Prep Date	Date Analyzed	Prep Batch ID
VX023401.D	1		07/23/21 02:51	VX072221

CAS Number	Parameter	Conc.	Qualifier	MDL	LOQ / CRQL	Units

U = Not Detected
LOQ = Limit of Quantitation
MDL = Method Detection Limit
LOD = Limit of Detection
E = Value Exceeds Calibration Range
Q = indicates LCS control criteria did not meet requirements
M = MS/MSD acceptance criteria did not meet requirements

J = Estimated Value
B = Analyte Found in Associated Method Blank
N = Presumptive Evidence of a Compound
* = Values outside of QC limits
D = Dilution
() = Laboratory InHouse Limit
A = Aldol-Condensation Reaction Products

QC SUMMARY

Surrogate Summary

SDG No.: M3145

Client: EA Engineering Science & Technology

Analytical Method: SW8260-Low

Lab Sample ID	Client ID	Parameter	Spike	Result	RecoveryQual	Limits Low	Limits High
M3145-01	152140-DDC-5-PS	1,2-Dichloroethane-d4	50	52.9	106	78	117
		Dibromofluoromethane	50	50.9	102	75	124
		Toluene-d8	50	50.9	102	92	112
		4-Bromofluorobenzene	50	46.6	93	83	123
M3145-02	152140-DDC-6-PD	1,2-Dichloroethane-d4	50	52.4	105	78	117
		Dibromofluoromethane	50	51.1	102	75	124
		Toluene-d8	50	51.0	102	92	112
		4-Bromofluorobenzene	50	45.1	90	83	123
M3145-03	152140-DDC-5-PD	1,2-Dichloroethane-d4	50	52.2	104	78	117
		Dibromofluoromethane	50	51.2	102	75	124
		Toluene-d8	50	51.4	103	92	112
		4-Bromofluorobenzene	50	47.1	94	83	123
M3145-04	152140-RB-71921	1,2-Dichloroethane-d4	50	52.0	104	78	117
		Dibromofluoromethane	50	50.6	101	75	124
		Toluene-d8	50	52.0	104	92	112
		4-Bromofluorobenzene	50	48.5	97	83	123
M3145-05	152140-DDC-7-PS	1,2-Dichloroethane-d4	50	52.1	104	78	117
		Dibromofluoromethane	50	50.5	101	75	124
		Toluene-d8	50	51.8	104	92	112
		4-Bromofluorobenzene	50	47.8	96	83	123
M3145-06	152140-MW-1S(OFFSITE)	1,2-Dichloroethane-d4	50	52.4	105	78	117
		Dibromofluoromethane	50	51.4	103	75	124
		Toluene-d8	50	51.7	103	92	112
		4-Bromofluorobenzene	50	47.8	96	83	123
M3145-07MS	152140-MW-1S(OFFSITE)MS	1,2-Dichloroethane-d4	50	50.2	100	78	117
		Dibromofluoromethane	50	49.8	100	75	124
		Toluene-d8	50	50.2	100	92	112
		4-Bromofluorobenzene	50	51.2	102	83	123
M3145-08MSD	152140-MW-1S(OFFSITE)MSD	1,2-Dichloroethane-d4	50	50.2	100	78	117
		Dibromofluoromethane	50	51.3	103	75	124
		Toluene-d8	50	51.5	103	92	112
		4-Bromofluorobenzene	50	52.7	105	83	123
M3145-09	152140-DDC-8-PD	1,2-Dichloroethane-d4	50	53.1	106	78	117
		Dibromofluoromethane	50	50.2	100	75	124
		Toluene-d8	50	52.3	105	92	112
		4-Bromofluorobenzene	50	48.6	97	83	123
M3145-10	152140-MW-2S(OFFSIDE)	1,2-Dichloroethane-d4	50	49.3	99	78	117
		Dibromofluoromethane	50	49.9	100	75	124
		Toluene-d8	50	52.1	104	92	112
		4-Bromofluorobenzene	50	45.9	92	83	123
M3145-11	152140-MW-3S(OFFSITE)	1,2-Dichloroethane-d4	50	51.7	103	78	117
		Dibromofluoromethane	50	50.3	101	75	124
		Toluene-d8	50	51.7	103	92	112
		4-Bromofluorobenzene	50	48.2	96	83	123
M3145-12	152140-MW-2D(OFFSITE)	1,2-Dichloroethane-d4	50	52.0	104	78	117
		Dibromofluoromethane	50	50.5	101	75	124
		Toluene-d8	50	51.1	102	92	112
		4-Bromofluorobenzene	50	47.4	95	83	123
M3145-13	152140-DDC-9-PS	1,2-Dichloroethane-d4	50	52.4	105	78	117
		Dibromofluoromethane	50	50.7	101	75	124
		Toluene-d8	50	52.2	104	92	112
		4-Bromofluorobenzene	50	50.0	100	83	123

Surrogate Summary

SDG No.: M3145

Client: EA Engineering Science & Technology

Analytical Method: SW8260-Low

Lab Sample ID	Client ID	Parameter	Spike	Result	RecoveryQual	Limits Low	Limits High
M3145-14	152140-MW-3D(OFFSITE)	1,2-Dichloroethane-d4	50	50.5	101	78	117
		Dibromofluoromethane	50	49.6	99	75	124
		Toluene-d8	50	51.9	104	92	112
		4-Bromofluorobenzene	50	46.2	92	83	123
M3145-15	152140-DDC-10-PS	1,2-Dichloroethane-d4	50	51.2	102	78	117
		Dibromofluoromethane	50	50.4	101	75	124
		Toluene-d8	50	52.2	104	92	112
		4-Bromofluorobenzene	50	45.8	92	83	123
M3145-16	152140-MW-F	1,2-Dichloroethane-d4	50	52.0	104	78	117
		Dibromofluoromethane	50	50.1	100	75	124
		Toluene-d8	50	51.5	103	92	112
		4-Bromofluorobenzene	50	47.3	94	83	123
M3145-17	152140-MW-C	1,2-Dichloroethane-d4	50	51.2	102	78	117
		Dibromofluoromethane	50	50.3	101	75	124
		Toluene-d8	50	51.0	102	92	112
		4-Bromofluorobenzene	50	46.3	93	83	123
M3145-18	152140-FD-1	1,2-Dichloroethane-d4	50	51.8	104	78	117
		Dibromofluoromethane	50	50.7	101	75	124
		Toluene-d8	50	50.7	101	92	112
		4-Bromofluorobenzene	50	46.8	94	83	123
M3145-19	152140-MW-14D	1,2-Dichloroethane-d4	50	52.1	104	78	117
		Dibromofluoromethane	50	50.0	100	75	124
		Toluene-d8	50	52.0	104	92	112
		4-Bromofluorobenzene	50	46.9	94	83	123
M3145-20	152140-DDC-1-PDB	1,2-Dichloroethane-d4	50	51.6	103	78	117
		Dibromofluoromethane	50	50.3	101	75	124
		Toluene-d8	50	50.8	102	92	112
		4-Bromofluorobenzene	50	47.5	95	83	123
M3145-20DL	152140-DDC-1-PDBDL	1,2-Dichloroethane-d4	50	51.9	104	78	117
		Dibromofluoromethane	50	50.6	101	75	124
		Toluene-d8	50	51.6	103	92	112
		4-Bromofluorobenzene	50	48.7	97	83	123
M3145-21	152140-MW-3S(ONSITE)	1,2-Dichloroethane-d4	50	51.5	103	78	117
		Dibromofluoromethane	50	50.4	101	75	124
		Toluene-d8	50	51.7	103	92	112
		4-Bromofluorobenzene	50	45.7	91	83	123
M3145-22	152140-FD-3	1,2-Dichloroethane-d4	50	51.5	103	78	117
		Dibromofluoromethane	50	50.0	100	75	124
		Toluene-d8	50	51.0	102	92	112
		4-Bromofluorobenzene	50	47.8	96	83	123
VX0722WBL02	VX0722WBL02	1,2-Dichloroethane-d4	50	50.7	101	78	117
		Dibromofluoromethane	50	49.9	100	75	124
		Toluene-d8	50	51.7	103	92	112
		4-Bromofluorobenzene	50	49.5	99	83	123
VX0722WBS02	VX0722WBS02	1,2-Dichloroethane-d4	50	51.3	103	78	117
		Dibromofluoromethane	50	50.9	102	75	124
		Toluene-d8	50	51.1	102	92	112
		4-Bromofluorobenzene	50	50.5	101	83	123
VX0723WBL01	VX0723WBL01	1,2-Dichloroethane-d4	50	51.5	103	78	117
		Dibromofluoromethane	50	50.6	101	75	124
		Toluene-d8	50	51.2	102	92	112
		4-Bromofluorobenzene	50	48.1	96	83	123

Surrogate Summary

SDG No.: M3145

Client: EA Engineering Science & Technology

Analytical Method: SW8260-Low

Lab Sample ID	Client ID	Parameter	Spike	Result	RecoveryQual	Limits Low	Limits High
VX0723WBS01	VX0723WBS01	1,2-Dichloroethane-d4	50	48.3	97	78	117
		Dibromofluoromethane	50	48.9	98	75	124
		Toluene-d8	50	50.6	101	92	112
		4-Bromofluorobenzene	50	49.8	100	83	123
VX0726WBL01	VX0726WBL01	1,2-Dichloroethane-d4	50	52.7	105	78	117
		Dibromofluoromethane	50	50.9	102	75	124
		Toluene-d8	50	51.4	103	92	112
		4-Bromofluorobenzene	50	44.3	89	83	123
VX0726WBS01	VX0726WBS01	1,2-Dichloroethane-d4	50	50.5	101	78	117
		Dibromofluoromethane	50	50.2	100	75	124
		Toluene-d8	50	51.2	102	92	112
		4-Bromofluorobenzene	50	50.9	102	83	123

CHEMTECH

Matrix Spike/Matrix Spike Duplicate Summary
SW-846

SDG No.: M3145

Client: EA Engineering Science & Technology

Analytical Method: SW8260-Low

Parameter	Spike	Sample Result	Result	Units	Rec	Rec Qual	RPD	RPD Qual	Limits Low	Limits High	Limits RPD
Lab Sample ID : M3145-07MS	**Client Sample ID : 152140-MW-1S(OFFSITE)MS**							**Datafile :** VX023435.D			
Dichlorodifluoromethane	50	0	53.1	ug/L	106				73	120	
Chloromethane	50	0	51.0	ug/L	102				58	133	
Vinyl chloride	50	0	52.0	ug/L	104				69	125	
Bromomethane	50	0	49.8	ug/L	100				45	135	
Chloroethane	50	0	53.6	ug/L	107				77	119	
Trichlorofluoromethane	50	0	50.6	ug/L	101				72	124	
1,1,2-Trichlorotrifluoroethane	50	0	51.4	ug/L	103				75	117	
1,1-Dichloroethene	50	0	51.3	ug/L	103				77	118	
Acetone	250	3.70	250	ug/L	99				57	139	
Carbon disulfide	50	0	47.7	ug/L	95				67	118	
Methyl tert-butyl Ether	50	0	52.3	ug/L	105				60	148	
Methyl Acetate	50	0	47.9	ug/L	96				60	133	
Methylene Chloride	50	0.47	49.6	ug/L	98				79	115	
trans-1,2-Dichloroethene	50	0	52.7	ug/L	105				60	133	
1,1-Dichloroethane	50	0	52.5	ug/L	105				78	122	
Cyclohexane	50	0	50.0	ug/L	100				71	119	
2-Butanone	250	0	270	ug/L	108				67	137	
Carbon Tetrachloride	50	0	51.9	ug/L	104				84	115	
cis-1,2-Dichloroethene	50	0	52.5	ug/L	105				56	145	
Bromochloromethane	50	0	50.3	ug/L	101				72	130	
Chloroform	50	0	53.6	ug/L	107				83	119	
1,1,1-Trichloroethane	50	0	53.8	ug/L	108				83	117	
Methylcyclohexane	50	0	49.8	ug/L	100				64	120	
Benzene	50	0	52.4	ug/L	105				83	115	
1,2-Dichloroethane	50	0	51.6	ug/L	103				76	120	
Trichloroethene	50	0	51.5	ug/L	103				45	149	
1,2-Dichloropropane	50	0	51.8	ug/L	104				85	116	
Bromodichloromethane	50	0	53.9	ug/L	108				86	117	
4-Methyl-2-Pentanone	250	0	270	ug/L	108				72	137	
Toluene	50	0	53.7	ug/L	107				85	115	
t-1,3-Dichloropropene	50	0	46.5	ug/L	93				78	117	
cis-1,3-Dichloropropene	50	0	49.9	ug/L	100				77	115	
1,1,2-Trichloroethane	50	0	55.6	ug/L	111				87	119	
2-Hexanone	250	0	280	ug/L	112				75	131	
Dibromochloromethane	50	0	48.5	ug/L	97				88	118	
1,2-Dibromoethane	50	0	55.5	ug/L	111				85	119	
Tetrachloroethene	50	0.25	52.2	ug/L	104				65	114	
Chlorobenzene	50	0	51.9	ug/L	104				62	141	
Ethyl Benzene	50	0	53.0	ug/L	106				62	134	
m/p-Xylenes	100	0	110	ug/L	110				83	117	
o-Xylene	50	0	52.0	ug/L	104				81	120	
Styrene	50	0	54.1	ug/L	108				53	143	
Bromoform	50	0	45.5	ug/L	91				83	121	
Isopropylbenzene	50	0	52.6	ug/L	105				76	121	
1,1,2,2-Tetrachloroethane	50	0	52.7	ug/L	105				66	145	
1,3-Dichlorobenzene	50	0	51.9	ug/L	104				84	110	
1,4-Dichlorobenzene	50	0	50.2	ug/L	100				81	111	

CHEMTECH

Matrix Spike/Matrix Spike Duplicate Summary
SW-846

SDG No.: M3145

Client: EA Engineering Science & Technology

Analytical Method: SW8260-Low

Parameter	Spike	Sample Result	Result	Units	Rec	Rec Qual	RPD	RPD Qual	Limits Low	Limits High	Limits RPD
1,2-Dichlorobenzene	50	0	51.6	ug/L	103				82	113	
1,2-Dibromo-3-Chloropropane	50	0	46.6	ug/L	93				55	152	
1,2,4-Trichlorobenzene	50	0	50.5	ug/L	101				73	120	
1,2,3-Trichlorobenzene	50	0	51.8	ug/L	104				75	119	

CHEMTECH

Matrix Spike/Matrix Spike Duplicate Summary
SW-846

SDG No.: M3145

Client: EA Engineering Science & Technology

Analytical Method: SW8260-Low

Parameter	Spike	Sample Result	Result	Units	Rec	Rec Qual	RPD	RPD Qual	Limits Low	Limits High	Limits RPD
Lab Sample ID : M3145-08MSD	**Client Sample ID :** 152140-MW-1S(OFFSITE)MSD							**Datafile :** VX023436.D			
Dichlorodifluoromethane	50	0	52.5	ug/L	105		1		73	120	20
Chloromethane	50	0	52.2	ug/L	104		2		58	133	20
Vinyl chloride	50	0	51.6	ug/L	103		1		69	125	20
Bromomethane	50	0	50.5	ug/L	101		1		45	135	20
Chloroethane	50	0	53.9	ug/L	108		1		77	119	20
Trichlorofluoromethane	50	0	50.8	ug/L	102		0		72	124	20
1,1,2-Trichlorotrifluoroethane	50	0	50.6	ug/L	101		2		75	117	20
1,1-Dichloroethene	50	0	51.4	ug/L	103		0		77	118	20
Acetone	250	3.70	250	ug/L	99		0		57	139	20
Carbon disulfide	50	0	48.7	ug/L	97		2		67	118	20
Methyl tert-butyl Ether	50	0	52.3	ug/L	105		0		60	148	20
Methyl Acetate	50	0	47.4	ug/L	95		1		60	133	20
Methylene Chloride	50	0.47	48.9	ug/L	97		1		79	115	20
trans-1,2-Dichloroethene	50	0	51.9	ug/L	104		2		60	133	20
1,1-Dichloroethane	50	0	51.9	ug/L	104		1		78	122	20
Cyclohexane	50	0	49.3	ug/L	99		1		71	119	20
2-Butanone	250	0	260	ug/L	104		4		67	137	20
Carbon Tetrachloride	50	0	52.2	ug/L	104		1		84	115	20
cis-1,2-Dichloroethene	50	0	52.8	ug/L	106		1		56	145	20
Bromochloromethane	50	0	51.2	ug/L	102		2		72	130	20
Chloroform	50	0	52.5	ug/L	105		2		83	119	20
1,1,1-Trichloroethane	50	0	53.3	ug/L	107		1		83	117	20
Methylcyclohexane	50	0	50.3	ug/L	101		1		64	120	20
Benzene	50	0	52.5	ug/L	105		0		83	115	20
1,2-Dichloroethane	50	0	52.8	ug/L	106		2		76	120	20
Trichloroethene	50	0	52.1	ug/L	104		1		45	149	20
1,2-Dichloropropane	50	0	51.5	ug/L	103		1		85	116	20
Bromodichloromethane	50	0	54.3	ug/L	109		1		86	117	20
4-Methyl-2-Pentanone	250	0	280	ug/L	112		4		72	137	20
Toluene	50	0	53.7	ug/L	107		0		85	115	20
t-1,3-Dichloropropene	50	0	47.6	ug/L	95		2		78	117	20
cis-1,3-Dichloropropene	50	0	51.1	ug/L	102		2		77	115	20
1,1,2-Trichloroethane	50	0	56.5	ug/L	113		2		87	119	20
2-Hexanone	250	0	280	ug/L	112		0		75	131	20
Dibromochloromethane	50	0	50.4	ug/L	101		4		88	118	20
1,2-Dibromoethane	50	0	55.5	ug/L	111		0		85	119	20
Tetrachloroethene	50	0.25	50.1	ug/L	100		4		65	114	20
Chlorobenzene	50	0	51.1	ug/L	102		2		62	141	20
Ethyl Benzene	50	0	51.7	ug/L	103		2		62	134	20
m/p-Xylenes	100	0	100	ug/L	100		10		83	117	20
o-Xylene	50	0	50.6	ug/L	101		3		81	120	20
Styrene	50	0	52.2	ug/L	104		4		53	143	20
Bromoform	50	0	44.5	ug/L	89		2		83	121	20
Isopropylbenzene	50	0	53.6	ug/L	107		2		76	121	20
1,1,2,2-Tetrachloroethane	50	0	52.2	ug/L	104		1		66	145	20
1,3-Dichlorobenzene	50	0	51.2	ug/L	102		1		84	110	20
1,4-Dichlorobenzene	50	0	50.9	ug/L	102		1		81	111	20

CHEMTECH

Matrix Spike/Matrix Spike Duplicate Summary
SW-846

SDG No.: M3145

Client: EA Engineering Science & Technology

Analytical Method: SW8260-Low

Parameter	Spike	Sample Result	Result	Units	Rec	Rec Qual	RPD	RPD Qual	Limits Low	Limits High	Limits RPD
1,2-Dichlorobenzene	50	0	51.5	ug/L	103		0		82	113	20
1,2-Dibromo-3-Chloropropane	50	0	46.0	ug/L	92		1		55	152	20
1,2,4-Trichlorobenzene	50	0	50.7	ug/L	101		0		73	120	20
1,2,3-Trichlorobenzene	50	0	52.1	ug/L	104		1		75	119	20

Laboratory Control Sample/Laboratory Control Sample Duplicate Summary
SW-846

SDG No.: M3145

Client: EA Engineering Science & Technology

Analytical Method: SW8260-Low **Datafile :** VX023389.D

Lab Sample ID	Parameter	Spike	Result	Unit	Rec	RPD	Qual	Limits Low	Limits High	RPD
VX0722WBS02	Dichlorodifluoromethane	20	19.6	ug/L	98			69	116	
	Chloromethane	20	19.2	ug/L	96			65	116	
	Vinyl chloride	20	19.2	ug/L	96			65	117	
	Bromomethane	20	23.3	ug/L	117			55	134	
	Chloroethane	20	20.4	ug/L	102			73	112	
	Trichlorofluoromethane	20	19.1	ug/L	96			73	115	
	1,1,2-Trichlorotrifluoroethane	20	19.1	ug/L	96			80	112	
	1,1-Dichloroethene	20	19.1	ug/L	96			74	110	
	Acetone	100	93.3	ug/L	93			60	125	
	Carbon disulfide	20	17.1	ug/L	86			64	112	
	Methyl tert-butyl Ether	20	19.5	ug/L	98			78	114	
	Methyl Acetate	20	19.8	ug/L	99			67	125	
	Methylene Chloride	20	18.9	ug/L	95			72	114	
	trans-1,2-Dichloroethene	20	18.9	ug/L	95			75	108	
	1,1-Dichloroethane	20	19.3	ug/L	97			78	112	
	Cyclohexane	20	18.5	ug/L	93			75	110	
	2-Butanone	100	96.9	ug/L	97			65	122	
	Carbon Tetrachloride	20	18.7	ug/L	94			77	113	
	cis-1,2-Dichloroethene	20	19.2	ug/L	96			77	110	
	Bromochloromethane	20	18.5	ug/L	93			70	124	
	Chloroform	20	19.5	ug/L	98			79	113	
	1,1,1-Trichloroethane	20	19.3	ug/L	97			80	108	
	Methylcyclohexane	20	18.7	ug/L	94			72	115	
	Benzene	20	19.3	ug/L	97			82	109	
	1,2-Dichloroethane	20	19.6	ug/L	98			80	115	
	Trichloroethene	20	19.6	ug/L	98			77	113	
	1,2-Dichloropropane	20	19.5	ug/L	98			83	111	
	Bromodichloromethane	20	18.7	ug/L	94			83	110	
	4-Methyl-2-Pentanone	100	100	ug/L	100			74	118	
	Toluene	20	19.6	ug/L	98			82	110	
	t-1,3-Dichloropropene	20	17.5	ug/L	88			79	110	
	cis-1,3-Dichloropropene	20	18.8	ug/L	94			82	110	
	1,1,2-Trichloroethane	20	20.4	ug/L	102			83	112	
	2-Hexanone	100	100	ug/L	100			73	117	
	Dibromochloromethane	20	18.1	ug/L	91			82	110	
	1,2-Dibromoethane	20	19.4	ug/L	97			81	110	
	Tetrachloroethene	20	19.4	ug/L	97			67	123	
	Chlorobenzene	20	19.0	ug/L	95			82	109	
	Ethyl Benzene	20	19.1	ug/L	96			83	109	
	m/p-Xylenes	40	38.0	ug/L	95			82	110	
	o-Xylene	20	18.9	ug/L	95			83	109	
	Styrene	20	19.5	ug/L	98			80	111	
	Bromoform	20	17.7	ug/L	89			79	109	
	Isopropylbenzene	20	19.6	ug/L	98			83	112	
	1,1,2,2-Tetrachloroethane	20	19.8	ug/L	99			76	118	
	1,3-Dichlorobenzene	20	19.1	ug/L	96			82	108	
	1,4-Dichlorobenzene	20	18.7	ug/L	94			82	107	
	1,2-Dichlorobenzene	20	19.4	ug/L	97			82	109	
	1,2-Dibromo-3-Chloropropane	20	17.3	ug/L	86			68	112	

CHEMTECH

Laboratory Control Sample/Laboratory Control Sample Duplicate Summary
SW-846

SDG No.: M3145

Client: EA Engineering Science & Technology

Analytical Method: SW8260-Low **Datafile :** VX023389.D

Lab Sample ID	Parameter	Spike	Result	Unit	Rec	RPD	Qual	Limits Low	Limits High	Limits RPD
VX0722WBS02	1,2,4-Trichlorobenzene	20	18.5	ug/L	93			74	114	
	1,2,3-Trichlorobenzene	20	19.0	ug/L	95			77	113	

Laboratory Control Sample/Laboratory Control Sample Duplicate Summary
SW-846

SDG No.: M3145
Client: EA Engineering Science & Technology
Analytical Method: SW8260-Low **Datafile :** VX023415.D

Lab Sample ID	Parameter	Spike	Result	Unit	Rec	RPD	Qual	Limits Low	Limits High	RPD
VX0723WBS01	Dichlorodifluoromethane	20	19.4	ug/L	97			69	116	
	Chloromethane	20	17.9	ug/L	90			65	116	
	Vinyl chloride	20	18.4	ug/L	92			65	117	
	Bromomethane	20	21.5	ug/L	108			55	134	
	Chloroethane	20	19.2	ug/L	96			73	112	
	Trichlorofluoromethane	20	18.5	ug/L	93			73	115	
	1,1,2-Trichlorotrifluoroethane	20	19.6	ug/L	98			80	112	
	1,1-Dichloroethene	20	18.3	ug/L	92			74	110	
	Acetone	100	99.1	ug/L	99			60	125	
	Carbon disulfide	20	16.8	ug/L	84			64	112	
	Methyl tert-butyl Ether	20	18.5	ug/L	93			78	114	
	Methyl Acetate	20	18.8	ug/L	94			67	125	
	Methylene Chloride	20	17.8	ug/L	89			72	114	
	trans-1,2-Dichloroethene	20	18.3	ug/L	92			75	108	
	1,1-Dichloroethane	20	18.7	ug/L	94			78	112	
	Cyclohexane	20	18.3	ug/L	92			75	110	
	2-Butanone	100	93.8	ug/L	94			65	122	
	Carbon Tetrachloride	20	18.7	ug/L	94			77	113	
	cis-1,2-Dichloroethene	20	18.8	ug/L	94			77	110	
	Bromochloromethane	20	19.4	ug/L	97			70	124	
	Chloroform	20	18.7	ug/L	94			79	113	
	1,1,1-Trichloroethane	20	18.8	ug/L	94			80	108	
	Methylcyclohexane	20	19.5	ug/L	98			72	115	
	Benzene	20	19.2	ug/L	96			82	109	
	1,2-Dichloroethane	20	19.1	ug/L	96			80	115	
	Trichloroethene	20	19.4	ug/L	97			77	113	
	1,2-Dichloropropane	20	18.7	ug/L	94			83	111	
	Bromodichloromethane	20	18.5	ug/L	93			83	110	
	4-Methyl-2-Pentanone	100	99.7	ug/L	100			74	118	
	Toluene	20	19.3	ug/L	97			82	110	
	t-1,3-Dichloropropene	20	18.0	ug/L	90			79	110	
	cis-1,3-Dichloropropene	20	18.7	ug/L	94			82	110	
	1,1,2-Trichloroethane	20	19.9	ug/L	100			83	112	
	2-Hexanone	100	100	ug/L	100			73	117	
	Dibromochloromethane	20	17.7	ug/L	89			82	110	
	1,2-Dibromoethane	20	19.6	ug/L	98			81	110	
	Tetrachloroethene	20	20.0	ug/L	100			67	123	
	Chlorobenzene	20	19.3	ug/L	97			82	109	
	Ethyl Benzene	20	19.5	ug/L	98			83	109	
	m/p-Xylenes	40	39.0	ug/L	98			82	110	
	o-Xylene	20	19.1	ug/L	96			83	109	
	Styrene	20	19.7	ug/L	99			80	111	
	Bromoform	20	17.2	ug/L	86			79	109	
	Isopropylbenzene	20	19.8	ug/L	99			83	112	
	1,1,2,2-Tetrachloroethane	20	19.0	ug/L	95			76	118	
	1,3-Dichlorobenzene	20	19.4	ug/L	97			82	108	
	1,4-Dichlorobenzene	20	18.9	ug/L	95			82	107	
	1,2-Dichlorobenzene	20	19.4	ug/L	97			82	109	
	1,2-Dibromo-3-Chloropropane	20	16.8	ug/L	84			68	112	

CHEMTECH

Laboratory Control Sample/Laboratory Control Sample Duplicate Summary
SW-846

SDG No.: M3145

Client: EA Engineering Science & Technology

Analytical Method: SW8260-Low **Datafile :** VX023415.D

Lab Sample ID	Parameter	Spike	Result	Unit	Rec	RPD	Qual	Limits Low	Limits High	Limits RPD
VX0723WBS01	1,2,4-Trichlorobenzene	20	18.7	ug/L	94			74	114	
	1,2,3-Trichlorobenzene	20	18.8	ug/L	94			77	113	

Laboratory Control Sample/Laboratory Control Sample Duplicate Summary
SW-846

SDG No.: M3145

Client: EA Engineering Science & Technology

Analytical Method: SW8260-Low **Datafile :** VX023442.D

Lab Sample ID	Parameter	Spike	Result	Unit	Rec	RPD	Qual	Limits Low	Limits High	RPD
VX0726WBS01	Dichlorodifluoromethane	20	19.7	ug/L	99			69	116	
	Chloromethane	20	18.3	ug/L	92			65	116	
	Vinyl chloride	20	19.1	ug/L	96			65	117	
	Bromomethane	20	22.9	ug/L	115			55	134	
	Chloroethane	20	19.7	ug/L	99			73	112	
	Trichlorofluoromethane	20	19.3	ug/L	97			73	115	
	1,1,2-Trichlorotrifluoroethane	20	19.6	ug/L	98			80	112	
	1,1-Dichloroethene	20	18.9	ug/L	95			74	110	
	Acetone	100	89.8	ug/L	90			60	125	
	Carbon disulfide	20	17.0	ug/L	85			64	112	
	Methyl tert-butyl Ether	20	19.1	ug/L	96			78	114	
	Methyl Acetate	20	18.9	ug/L	95			67	125	
	Methylene Chloride	20	17.9	ug/L	90			72	114	
	trans-1,2-Dichloroethene	20	18.8	ug/L	94			75	108	
	1,1-Dichloroethane	20	19.2	ug/L	96			78	112	
	Cyclohexane	20	18.0	ug/L	90			75	110	
	2-Butanone	100	94.2	ug/L	94			65	122	
	Carbon Tetrachloride	20	18.9	ug/L	95			77	113	
	cis-1,2-Dichloroethene	20	18.8	ug/L	94			77	110	
	Bromochloromethane	20	19.5	ug/L	98			70	124	
	Chloroform	20	19.1	ug/L	96			79	113	
	1,1,1-Trichloroethane	20	19.0	ug/L	95			80	108	
	Methylcyclohexane	20	19.4	ug/L	97			72	115	
	Benzene	20	19.5	ug/L	98			82	109	
	1,2-Dichloroethane	20	19.3	ug/L	97			80	115	
	Trichloroethene	20	19.2	ug/L	96			77	113	
	1,2-Dichloropropane	20	19.1	ug/L	96			83	111	
	Bromodichloromethane	20	19.3	ug/L	97			83	110	
	4-Methyl-2-Pentanone	100	100	ug/L	100			74	118	
	Toluene	20	19.6	ug/L	98			82	110	
	t-1,3-Dichloropropene	20	18.3	ug/L	92			79	110	
	cis-1,3-Dichloropropene	20	19.0	ug/L	95			82	110	
	1,1,2-Trichloroethane	20	20.2	ug/L	101			83	112	
	2-Hexanone	100	100	ug/L	100			73	117	
	Dibromochloromethane	20	18.3	ug/L	92			82	110	
	1,2-Dibromoethane	20	19.6	ug/L	98			81	110	
	Tetrachloroethene	20	20.1	ug/L	101			67	123	
	Chlorobenzene	20	19.3	ug/L	97			82	109	
	Ethyl Benzene	20	19.7	ug/L	99			83	109	
	m/p-Xylenes	40	39.0	ug/L	98			82	110	
	o-Xylene	20	19.2	ug/L	96			83	109	
	Styrene	20	19.6	ug/L	98			80	111	
	Bromoform	20	17.7	ug/L	89			79	109	
	Isopropylbenzene	20	20.4	ug/L	102			83	112	
	1,1,2,2-Tetrachloroethane	20	19.9	ug/L	100			76	118	
	1,3-Dichlorobenzene	20	20.0	ug/L	100			82	108	
	1,4-Dichlorobenzene	20	19.4	ug/L	97			82	107	
	1,2-Dichlorobenzene	20	20.0	ug/L	100			82	109	
	1,2-Dibromo-3-Chloropropane	20	17.9	ug/L	90			68	112	

CHEMTECH

Laboratory Control Sample/Laboratory Control Sample Duplicate Summary
SW-846

SDG No.: M3145

Client: EA Engineering Science & Technology

Analytical Method: SW8260-Low **Datafile :** VX023442.D

Lab Sample ID	Parameter	Spike	Result	Unit	Rec	RPD	Qual	Limits Low	Limits High	Limits RPD
VX0726WBS01	1,2,4-Trichlorobenzene	20	19.5	ug/L	98			74	114	
	1,2,3-Trichlorobenzene	20	19.4	ug/L	97			77	113	

CHEMTECH 284 Sheffield Street, Mountainside, NJ 07092 Phone: 908 789 8900 Fax: 908 789 8922

VOLATILE METHOD BLANK SUMMARY

EPA SAMPLE NO.

VX0722WBL02

Lab Name: CHEMTECH Contract: EAEN05

Lab Code: CHEM Case No.: M3145 SAS No.: M3145 SDG NO.: M3145

Lab File ID: VX023388.D Lab Sample ID: VX0722WBL02

Date Analyzed: 07/22/2021 Time Analyzed: 21:44

GC Column: DB-624UI ID: 0.18 (mm) Heated Purge: (Y/N) N

Instrument ID: MSVOA_X

THIS METHOD BLANK APPLIES TO THE FOLLOWING SAMPLES, MS AND MSD:

EPA SAMPLE NO.	LAB SAMPLE ID	LAB FILE ID	DATE ANALYZED
VX0722WBS02	VX0722WBS02	VX023389.D	07/22/2021
152140-MW-2S(OFFSIDE)	M3145-10	VX023392.D	07/22/2021
152140-MW-3S(OFFSITE)	M3145-11	VX023393.D	07/22/2021
152140-MW-2D(OFFSITE)	M3145-12	VX023394.D	07/23/2021
152140-MW-3D(OFFSITE)	M3145-14	VX023395.D	07/23/2021
152140-MW-F	M3145-16	VX023396.D	07/23/2021
152140-MW-C	M3145-17	VX023397.D	07/23/2021
152140-FD-1	M3145-18	VX023398.D	07/23/2021
152140-MW-14D	M3145-19	VX023399.D	07/23/2021
152140-MW-3S(ONSITE)	M3145-21	VX023400.D	07/23/2021
152140-FD-3	M3145-22	VX023401.D	07/23/2021

COMMENTS:

CHEMTECH 284 Sheffield Street, Mountainside, NJ 07092 Phone: 908 789 8900 Fax: 908 789 8922

VOLATILE METHOD BLANK SUMMARY

EPA SAMPLE NO.

VX0723WBL01

Lab Name: CHEMTECH Contract: EAEN05

Lab Code: CHEM Case No.: M3145 SAS No.: M3145 SDG NO.: M3145

Lab File ID: VX023414.D Lab Sample ID: VX0723WBL01

Date Analyzed: 07/23/2021 Time Analyzed: 10:37

GC Column: DB-624UI ID: 0.18 (mm) Heated Purge: (Y/N) N

Instrument ID: MSVOA_X

THIS METHOD BLANK APPLIES TO THE FOLLOWING SAMPLES, MS AND MSD:

EPA SAMPLE NO.	LAB SAMPLE ID	LAB FILE ID	DATE ANALYZED
VX0723WBS01	VX0723WBS01	VX023415.D	07/23/2021
152140-RB-71921	M3145-04	VX023423.D	07/23/2021
152140-DDC-5-PS	M3145-01	VX023430.D	07/23/2021
152140-DDC-6-PD	M3145-02	VX023431.D	07/23/2021
152140-DDC-5-PD	M3145-03	VX023432.D	07/23/2021
152140-DDC-7-PS	M3145-05	VX023433.D	07/23/2021
152140-MW-1S(OFFSITE)	M3145-06	VX023434.D	07/23/2021
152140-MW-1S(OFFSITE)MS	M3145-07MS	VX023435.D	07/23/2021
152140-MW-1S(OFFSITE)MSD	M3145-08MSD	VX023436.D	07/23/2021

COMMENTS:

CHEMTECH 284 Sheffield Street, Mountainside, NJ 07092 Phone: 908 789 8900 Fax: 908 789 8922

VOLATILE METHOD BLANK SUMMARY

EPA SAMPLE NO.

VX0726WBL01

Lab Name: CHEMTECH Contract: EAEN05

Lab Code: CHEM Case No.: M3145 SAS No.: M3145 SDG NO.: M3145

Lab File ID: VX023441.D Lab Sample ID: VX0726WBL01

Date Analyzed: 07/26/2021 Time Analyzed: 11:09

GC Column: DB-624UI ID: 0.18 (mm) Heated Purge: (Y/N) N

Instrument ID: MSVOA_X

THIS METHOD BLANK APPLIES TO THE FOLLOWING SAMPLES, MS AND MSD:

EPA SAMPLE NO.	LAB SAMPLE ID	LAB FILE ID	DATE ANALYZED
VX0726WBS01	VX0726WBS01	VX023442.D	07/26/2021
152140-DDC-8-PD	M3145-09	VX023445.D	07/26/2021
152140-DDC-9-PS	M3145-13	VX023446.D	07/26/2021
152140-DDC-10-PS	M3145-15	VX023447.D	07/26/2021
152140-DDC-1-PDB	M3145-20	VX023448.D	07/26/2021
152140-DDC-1-PDBDL	M3145-20DL	VX023449.D	07/26/2021

COMMENTS:

CHEMTECH 284 Sheffield Street, Mountainside, NJ 07092 Phone: 908 789 8900 Fax: 908 789 8922

VOLATILE ORGANIC INSTRUMENT PERFORMANCE CHECK
BROMOFLUOROBENZENE (BFB)

Lab Name: CHEMTECH Contract: EAEN05

Lab Code: CHEM Case No.: M3145 SAS No.: M3145 SDG NO.: M3145

Lab File ID: VX023365.D BFB Injection Date: 07/22/2021

Instrument ID: MSVOA_X BFB Injection Time: 08:34

GC Column: DB-624UI ID: 0.18 (mm) Heated Purge: Y/N N

m/e	ION ABUNDANCE CRITERIA	% RELATIVE ABUNDANCE
50	15.0 - 40.0% of mass 95	18
75	30.0 - 60.0% of mass 95	51.3
95	Base Peak, 100% relative abundance	100
96	5.0 - 9.0% of mass 95	6.6
173	Less than 2.0% of mass 174	0.8 (0.9) 1
174	50.0 - 100.0% of mass 95	87.1
175	5.0 - 9.0% of mass 174	5.9 (6.8) 1
176	95.0 - 101.0% of mass 174	84.2 (96.7) 1
177	5.0 - 9.0% of mass 176	5.4 (6.4) 2

1-Value is % mass 174 2-Value is % mass 176

THIS CHECK APPLIES TO THE FOLLOWING SAMPLES, MS, MSD, BLANKS, AND STANDARDS:

EPA SAMPLE NO.	LAB SAMPLE ID	LAB FILE ID	DATE ANALYZED	TIME ANALYZED
VSTDICC001	VSTDICC001	VX023367.D	07/22/2021	09:34
VSTDICC005	VSTDICC005	VX023368.D	07/22/2021	09:57
VSTDICC020	VSTDICC020	VX023369.D	07/22/2021	10:21
VSTDICCC050	VSTDICCC050	VX023370.D	07/22/2021	10:44
VSTDICC100	VSTDICC100	VX023371.D	07/22/2021	11:08
VSTDICC150	VSTDICC150	VX023372.D	07/22/2021	11:31

CHEMTECH 284 Sheffield Street, Mountainside, NJ 07092 Phone: 908 789 8900 Fax: 908 789 8922

VOLATILE ORGANIC INSTRUMENT PERFORMANCE CHECK
BROMOFLUOROBENZENE (BFB)

Lab Name: CHEMTECH Contract: EAEN05

Lab Code: CHEM Case No.: M3145 SAS No.: M3145 SDG NO.: M3145

Lab File ID: VX023386.D BFB Injection Date: 07/22/2021

Instrument ID: MSVOA_X BFB Injection Time: 20:34

GC Column: DB-624UI ID: 0.18 (mm) Heated Purge: Y/N N

m/e	ION ABUNDANCE CRITERIA	% RELATIVE ABUNDANCE
50	15.0 - 40.0% of mass 95	18.7
75	30.0 - 60.0% of mass 95	51.2
95	Base Peak, 100% relative abundance	100
96	5.0 - 9.0% of mass 95	6.1
173	Less than 2.0% of mass 174	0.8 (1) 1
174	50.0 - 100.0% of mass 95	81.8
175	5.0 - 9.0% of mass 174	6.2 (7.6) 1
176	95.0 - 101.0% of mass 174	78.7 (96.2) 1
177	5.0 - 9.0% of mass 176	5.3 (6.7) 2

1-Value is % mass 174 2-Value is % mass 176

THIS CHECK APPLIES TO THE FOLLOWING SAMPLES, MS, MSD, BLANKS, AND STANDARDS:

EPA SAMPLE NO.	LAB SAMPLE ID	LAB FILE ID	DATE ANALYZED	TIME ANALYZED
VSTDCCC050	VSTDCCC050	VX023387.D	07/22/2021	20:57
VX0722WBL02	VX0722WBL02	VX023388.D	07/22/2021	21:44
VX0722WBS02	VX0722WBS02	VX023389.D	07/22/2021	22:08
152140-MW-2S(OFFSIDE)	M3145-10	VX023392.D	07/22/2021	23:19
152140-MW-3S(OFFSITE)	M3145-11	VX023393.D	07/22/2021	23:42
152140-MW-2D(OFFSITE)	M3145-12	VX023394.D	07/23/2021	00:06
152140-MW-3D(OFFSITE)	M3145-14	VX023395.D	07/23/2021	00:29
152140-MW-F	M3145-16	VX023396.D	07/23/2021	00:53
152140-MW-C	M3145-17	VX023397.D	07/23/2021	01:17
152140-FD-1	M3145-18	VX023398.D	07/23/2021	01:40
152140-MW-14D	M3145-19	VX023399.D	07/23/2021	02:04
152140-MW-3S(ONSITE)	M3145-21	VX023400.D	07/23/2021	02:27
152140-FD-3	M3145-22	VX023401.D	07/23/2021	02:51

CHEMTECH 284 Sheffield Street, Mountainside, NJ 07092 Phone: 908 789 8900 Fax: 908 789 8922

VOLATILE ORGANIC INSTRUMENT PERFORMANCE CHECK
BROMOFLUOROBENZENE (BFB)

Lab Name: CHEMTECH Contract: EAEN05

Lab Code: CHEM Case No.: M3145 SAS No.: M3145 SDG NO.: M3145

Lab File ID: VX023411.D BFB Injection Date: 07/23/2021

Instrument ID: MSVOA_X BFB Injection Time: 09:10

GC Column: DB-624UI ID: 0.18 (mm) Heated Purge: Y/N N

m/e	ION ABUNDANCE CRITERIA	% RELATIVE ABUNDANCE
50	15.0 - 40.0% of mass 95	18.5
75	30.0 - 60.0% of mass 95	51.2
95	Base Peak, 100% relative abundance	100
96	5.0 - 9.0% of mass 95	6.8
173	Less than 2.0% of mass 174	0.7 (0.9) 1
174	50.0 - 100.0% of mass 95	83.6
175	5.0 - 9.0% of mass 174	6.5 (7.8) 1
176	95.0 - 101.0% of mass 174	81.1 (97.1) 1
177	5.0 - 9.0% of mass 176	5.5 (6.7) 2

1-Value is % mass 174 2-Value is % mass 176

THIS CHECK APPLIES TO THE FOLLOWING SAMPLES, MS, MSD, BLANKS, AND STANDARDS:

EPA SAMPLE NO.	LAB SAMPLE ID	LAB FILE ID	DATE ANALYZED	TIME ANALYZED
VSTDCCC050	VSTDCCC050	VX023412.D	07/23/2021	09:41
VX0723WBL01	VX0723WBL01	VX023414.D	07/23/2021	10:37
VX0723WBS01	VX0723WBS01	VX023415.D	07/23/2021	11:05
152140-RB-71921	M3145-04	VX023423.D	07/23/2021	15:01
152140-DDC-5-PS	M3145-01	VX023430.D	07/23/2021	17:46
152140-DDC-6-PD	M3145-02	VX023431.D	07/23/2021	18:10
152140-DDC-5-PD	M3145-03	VX023432.D	07/23/2021	18:33
152140-DDC-7-PS	M3145-05	VX023433.D	07/23/2021	18:57
152140-MW-1S(OFFSITE)	M3145-06	VX023434.D	07/23/2021	19:20
152140-MW-1S(OFFSITE)MS	M3145-07MS	VX023435.D	07/23/2021	19:44
152140-MW-1S(OFFSITE)MSD	M3145-08MSD	VX023436.D	07/23/2021	20:07

CHEMTECH 284 Sheffield Street, Mountainside, NJ 07092 Phone: 908 789 8900 Fax: 908 789 8922

VOLATILE ORGANIC INSTRUMENT PERFORMANCE CHECK
BROMOFLUOROBENZENE (BFB)

Lab Name: CHEMTECH Contract: EAEN05

Lab Code: CHEM Case No.: M3145 SAS No.: M3145 SDG NO.: M3145

Lab File ID: VX023438.D BFB Injection Date: 07/26/2021

Instrument ID: MSVOA_X BFB Injection Time: 08:42

GC Column: DB-624UI ID: 0.18 (mm) Heated Purge: Y/N N

m/e	ION ABUNDANCE CRITERIA	% RELATIVE ABUNDANCE
50	15.0 - 40.0% of mass 95	18.7
75	30.0 - 60.0% of mass 95	50.3
95	Base Peak, 100% relative abundance	100
96	5.0 - 9.0% of mass 95	6.4
173	Less than 2.0% of mass 174	0.9 (1.1) 1
174	50.0 - 100.0% of mass 95	83.5
175	5.0 - 9.0% of mass 174	6 (7.2) 1
176	95.0 - 101.0% of mass 174	80.7 (96.7) 1
177	5.0 - 9.0% of mass 176	4.7 (5.9) 2

1-Value is % mass 174 2-Value is % mass 176

THIS CHECK APPLIES TO THE FOLLOWING SAMPLES, MS, MSD, BLANKS, AND STANDARDS:

EPA SAMPLE NO.	LAB SAMPLE ID	LAB FILE ID	DATE ANALYZED	TIME ANALYZED
VSTDCCC050	VSTDCCC050	VX023439.D	07/26/2021	10:13
VX0726WBL01	VX0726WBL01	VX023441.D	07/26/2021	11:09
VX0726WBS01	VX0726WBS01	VX023442.D	07/26/2021	11:37
152140-DDC-8-PD	M3145-09	VX023445.D	07/26/2021	12:52
152140-DDC-9-PS	M3145-13	VX023446.D	07/26/2021	13:16
152140-DDC-10-PS	M3145-15	VX023447.D	07/26/2021	13:39
152140-DDC-1-PDB	M3145-20	VX023448.D	07/26/2021	14:03
152140-DDC-1-PDBDL	M3145-20DL	VX023449.D	07/26/2021	14:27

CHEMTECH 284 Sheffield Street, Mountainside, NJ 07092 Phone: 908 789 8900 Fax: 908 789 8922

VOLATILE INTERNAL STANDARD AREA AND RT SUMMARY

Lab Name: CHEMTECH Contract: EAEN05

Lab Code: CHEM Case No.: M3145 SAS No.: M3145 SDG NO.: M3145

Lab File ID: VX023387.D Date Analyzed: 07/22/2021

Instrument ID: MSVOA_X Time Analyzed: 20:57

GC Column: DB-624UI ID: 0.18 (mm) Heated Purge: (Y/N) N

	IS1 AREA #	RT #	IS2 AREA #	RT #	IS3 AREA #	RT #
12 HOUR STD	220198	5.56	359561	6.77	315417	10.06
UPPER LIMIT	440396	6.062	719122	7.269	630834	10.555
LOWER LIMIT	110099	5.062	179781	6.269	157709	9.555
EPA SAMPLE NO.						
152140-MW-2S(OFFSIDE)	166797	5.56	273724	6.77	235879	10.06
152140-MW-3S(OFFSITE)	174476	5.56	293248	6.77	257836	10.06
152140-MW-2D(OFFSITE)	170618	5.56	289822	6.77	250498	10.06
152140-MW-3D(OFFSITE)	170011	5.56	282400	6.77	244026	10.06
152140-MW-F	175458	5.56	293521	6.77	255104	10.06
152140-MW-C	172444	5.56	289251	6.77	245639	10.06
152140-FD-1	166840	5.57	277824	6.77	234888	10.06
152140-MW-14D	167191	5.56	284618	6.77	246236	10.06
152140-MW-3S(ONSITE)	172657	5.56	292066	6.77	251503	10.06
152140-FD-3	171412	5.56	287746	6.77	246349	10.06
VX0722WBL02	181196	5.56	304337	6.77	265245	10.06
VX0722WBS02	213763	5.56	348638	6.77	308145	10.06

IS1 = Pentafluorobenzene
IS2 = 1,4-Difluorobenzene
IS3 = Chlorobenzene-d5

AREA UPPER LIMIT = +100% of internal standard area
AREA LOWER LIMIT = -50% of internal standard area
RT UPPER LIMIT = +0.50 minutes of internal standard RT
RT LOWER LIMIT = -0.50 minutes of internal standard RT

Column used to flag values outside QC limits with an asterisk.
* Values outside of QC limits.

CHEMTECH 284 Sheffield Street, Mountainside, NJ 07092 Phone: 908 789 8900 Fax: 908 789 8922

VOLATILE INTERNAL STANDARD AREA AND RT SUMMARY

Lab Name: CHEMTECH Contract: EAEN05

Lab Code: CHEM Case No.: M3145 SAS No.: M3145 SDG NO.: M3145

Lab File ID: VX023387.D Date Analyzed: 07/22/2021

Instrument ID: MSVOA_X Time Analyzed: 20:57

GC Column: DB-624UI ID: 0.18 (mm) Heated Purge: (Y/N) N

	IS4 AREA #	RT #				
12 HOUR STD	144743	12.024				
UPPER LIMIT	289486	12.524				
LOWER LIMIT	72371.5	11.524				
EPA SAMPLE NO.						
152140-MW-2S(OFFSIDE)	81683	12.02				
152140-MW-3S(OFFSITE)	97730	12.02				
152140-MW-2D(OFFSITE)	100683	12.02				
152140-MW-3D(OFFSITE)	88552	12.02				
152140-MW-F	101950	12.02				
152140-MW-C	95974	12.02				
152140-FD-1	95375	12.02				
152140-MW-14D	93358	12.02				
152140-MW-3S(ONSITE)	94440	12.02				
152140-FD-3	100343	12.02				
VX0722WBL02	107800	12.02				
VX0722WBS02	140976	12.02				

IS4 = 1,4-Dichlorobenzene-d4

AREA UPPER LIMIT = +100% of internal standard area
AREA LOWER LIMIT = -50% of internal standard area
RT UPPER LIMIT = +0.50 minutes of internal standard RT
RT LOWER LIMIT = -0.50 minutes of internal standard RT

Column used to flag values outside QC limits with an asterisk.
* Values outside of QC limits.

CHEMTECH 284 Sheffield Street, Mountainside, NJ 07092 Phone: 908 789 8900 Fax: 908 789 8922

VOLATILE INTERNAL STANDARD AREA AND RT SUMMARY

Lab Name: CHEMTECH Contract: EAEN05

Lab Code: CHEM Case No.: M3145 SAS No.: M3145 SDG NO.: M3145

Lab File ID: VX023412.D Date Analyzed: 07/23/2021

Instrument ID: MSVOA_X Time Analyzed: 09:41

GC Column: DB-624UI ID: 0.18 (mm) Heated Purge: (Y/N) N

	IS1 AREA #	RT #	IS2 AREA #	RT #	IS3 AREA #	RT #
12 HOUR STD	232224	5.56	361105	6.76	329069	10.06
UPPER LIMIT	464448	6.056	722210	7.263	658138	10.555
LOWER LIMIT	116112	5.056	180553	6.263	164535	9.555
EPA SAMPLE NO.						
152140-DDC-5-PS	168185	5.56	286317	6.77	247108	10.06
152140-DDC-6-PD	164086	5.57	278112	6.77	235712	10.06
152140-DDC-5-PD	168481	5.56	284654	6.77	249084	10.06
152140-RB-71921	170380	5.56	286439	6.77	254571	10.06
152140-DDC-7-PS	169805	5.56	285349	6.77	252952	10.06
152140-MW-1S(OFFSITE)	156639	5.56	263877	6.77	230200	10.06
152140-MW-1S(OFFSITE)MS	196456	5.56	323037	6.77	290581	10.06
152140-MW-1S(OFFSITE)MSD	203731	5.56	330199	6.77	305597	10.06
VX0723WBL01	183118	5.56	306827	6.77	264594	10.06
VX0723WBS01	220453	5.56	349078	6.77	304345	10.06

IS1 = Pentafluorobenzene
IS2 = 1,4-Difluorobenzene
IS3 = Chlorobenzene-d5

AREA UPPER LIMIT = +100% of internal standard area
AREA LOWER LIMIT = -50% of internal standard area
RT UPPER LIMIT = +0.50 minutes of internal standard RT
RT LOWER LIMIT = -0.50 minutes of internal standard RT

Column used to flag values outside QC limits with an asterisk.
* Values outside of QC limits.

CHEMTECH 284 Sheffield Street, Mountainside, NJ 07092 Phone: 908 789 8900 Fax: 908 789 8922

VOLATILE INTERNAL STANDARD AREA AND RT SUMMARY

Lab Name: CHEMTECH Contract: EAEN05

Lab Code: CHEM Case No.: M3145 SAS No.: M3145 SDG NO.: M3145

Lab File ID: VX023412.D Date Analyzed: 07/23/2021

Instrument ID: MSVOA_X Time Analyzed: 09:41

GC Column: DB-624UI ID: 0.18 (mm) Heated Purge: (Y/N) N

	IS4 AREA #	RT #				
12 HOUR STD	151137	12.024				
UPPER LIMIT	302274	12.524				
LOWER LIMIT	75568.5	11.524				
EPA SAMPLE NO.						
152140-DDC-5-PS	97320	12.02				
152140-DDC-6-PD	86149	12.02				
152140-DDC-5-PD	97318	12.02				
152140-RB-71921	102344	12.02				
152140-DDC-7-PS	99523	12.02				
152140-MW-1S(OFFSITE)	87282	12.02				
152140-MW-1S(OFFSITE)MS	134603	12.02				
152140-MW-1S(OFFSITE)MSD	136646	12.02				
VX0723WBL01	107278	12.02				
VX0723WBS01	138506	12.02				

IS4 = 1,4-Dichlorobenzene-d4

AREA UPPER LIMIT = +100% of internal standard area
AREA LOWER LIMIT = -50% of internal standard area
RT UPPER LIMIT = +0.50 minutes of internal standard RT
RT LOWER LIMIT = -0.50 minutes of internal standard RT

 # Column used to flag values outside QC limits with an asterisk.
*** Values outside of QC limits.**

CHEMTECH 284 Sheffield Street, Mountainside, NJ 07092 Phone: 908 789 8900 Fax: 908 789 8922

VOLATILE INTERNAL STANDARD AREA AND RT SUMMARY

Lab Name: CHEMTECH Contract: EAEN05

Lab Code: CHEM Case No.: M3145 SAS No.: M3145 SDG NO.: M3145

Lab File ID: VX023439.D Date Analyzed: 07/26/2021

Instrument ID: MSVOA_X Time Analyzed: 10:13

GC Column: DB-624UI ID: 0.18 (mm) Heated Purge: (Y/N) N

	IS1 AREA #	RT #	IS2 AREA #	RT #	IS3 AREA #	RT #
12 HOUR STD	229124	5.56	359514	6.77	314908	10.06
UPPER LIMIT	458248	6.056	719028	7.269	629816	10.555
LOWER LIMIT	114562	5.056	179757	6.269	157454	9.555
EPA SAMPLE NO.						
152140-DDC-8-PD	170593	5.56	290056	6.77	253278	10.06
152140-DDC-9-PS	166910	5.56	281871	6.77	252903	10.06
152140-DDC-10-PS	170250	5.56	283387	6.77	247953	10.06
152140-DDC-1-PDB	173729	5.56	294816	6.77	256761	10.06
152140-DDC-1-PDBDL	174414	5.56	294940	6.77	259374	10.06
VX0726WBL01	177265	5.56	301882	6.77	254026	10.06
VX0726WBS01	230274	5.56	368344	6.77	322209	10.06

IS1 = Pentafluorobenzene
IS2 = 1,4-Difluorobenzene
IS3 = Chlorobenzene-d5

AREA UPPER LIMIT = +100% of internal standard area
AREA LOWER LIMIT = -50% of internal standard area
RT UPPER LIMIT = +0.50 minutes of internal standard RT
RT LOWER LIMIT = -0.50 minutes of internal standard RT

Column used to flag values outside QC limits with an asterisk.
* Values outside of QC limits.

CHEMTECH 284 Sheffield Street, Mountainside, NJ 07092 Phone: 908 789 8900 Fax: 908 789 8922

VOLATILE INTERNAL STANDARD AREA AND RT SUMMARY

Lab Name: CHEMTECH Contract: EAEN05

Lab Code: CHEM Case No.: M3145 SAS No.: M3145 SDG NO.: M3145

Lab File ID: VX023439.D Date Analyzed: 07/26/2021

Instrument ID: MSVOA_X Time Analyzed: 10:13

GC Column: DB-624UI ID: 0.18 (mm) Heated Purge: (Y/N) N

	IS4 AREA #	RT #				
12 HOUR STD	146954	12.024				
UPPER LIMIT	293908	12.524				
LOWER LIMIT	73477	11.524				
EPA SAMPLE NO.						
152140-DDC-8-PD	99593	12.02				
152140-DDC-9-PS	100165	12.02				
152140-DDC-10-PS	87275	12.02				
152140-DDC-1-PDB	99923	12.02				
152140-DDC-1-PDBDL	101360	12.02				
VX0726WBL01	93115	12.02				
VX0726WBS01	142326	12.02				

IS4 = 1,4-Dichlorobenzene-d4

AREA UPPER LIMIT = +100% of internal standard area
AREA LOWER LIMIT = -50% of internal standard area
RT UPPER LIMIT = +0.50 minutes of internal standard RT
RT LOWER LIMIT = -0.50 minutes of internal standard RT

Column used to flag values outside QC limits with an asterisk.
* Values outside of QC limits.

QC SAMPLE DATA

Report of Analysis

Client:	EA Engineering Science & Technology	Date Collected:	
Project:	NYSDEC - National Heatset	Date Received:	
Client Sample ID:	VX0722WBL02	SDG No.:	M3145
Lab Sample ID:	VX0722WBL02	Matrix:	Water
Analytical Method:	SW8260	% Moisture:	100
Sample Wt/Vol:	5 Units: mL	Final Vol:	5000 uL
Soil Aliquot Vol:	uL	Test:	VOC-TCLVOA-10
GC Column:	DB-624UI ID : 0.18	Level :	LOW

File ID/Qc Batch:	Dilution:	Prep Date	Date Analyzed	Prep Batch ID
VX023388.D	1		07/22/21 21:44	VX072221

CAS Number	Parameter	Conc.	Qualifier	MDL	LOQ / CRQL	Units
TARGETS						
75-71-8	Dichlorodifluoromethane	1.00	U	0.23	1.00	ug/L
74-87-3	Chloromethane	1.00	U	0.20	1.00	ug/L
75-01-4	Vinyl Chloride	1.00	U	0.19	1.00	ug/L
74-83-9	Bromomethane	5.00	U	0.87	5.00	ug/L
75-00-3	Chloroethane	1.00	U	0.35	1.00	ug/L
75-69-4	Trichlorofluoromethane	1.00	U	0.25	1.00	ug/L
76-13-1	1,1,2-Trichlorotrifluoroethane	1.00	U	0.21	1.00	ug/L
75-35-4	1,1-Dichloroethene	1.00	U	0.26	1.00	ug/L
67-64-1	Acetone	5.00	U	1.60	5.00	ug/L
75-15-0	Carbon Disulfide	1.00	U	0.25	1.00	ug/L
1634-04-4	Methyl tert-butyl Ether	1.00	U	0.22	1.00	ug/L
79-20-9	Methyl Acetate	1.00	U	0.47	1.00	ug/L
75-09-2	Methylene Chloride	1.00	U	0.18	1.00	ug/L
156-60-5	trans-1,2-Dichloroethene	1.00	U	0.19	1.00	ug/L
75-34-3	1,1-Dichloroethane	1.00	U	0.21	1.00	ug/L
110-82-7	Cyclohexane	5.00	U	1.30	5.00	ug/L
78-93-3	2-Butanone	5.00	U	0.90	5.00	ug/L
56-23-5	Carbon Tetrachloride	1.00	U	0.27	1.00	ug/L
156-59-2	cis-1,2-Dichloroethene	1.00	U	0.22	1.00	ug/L
74-97-5	Bromochloromethane	1.00	U	0.26	1.00	ug/L
67-66-3	Chloroform	1.00	U	0.27	1.00	ug/L
71-55-6	1,1,1-Trichloroethane	1.00	U	0.20	1.00	ug/L
108-87-2	Methylcyclohexane	1.00	U	0.14	1.00	ug/L
71-43-2	Benzene	1.00	U	0.18	1.00	ug/L
107-06-2	1,2-Dichloroethane	1.00	U	0.25	1.00	ug/L
79-01-6	Trichloroethene	1.00	U	0.17	1.00	ug/L
78-87-5	1,2-Dichloropropane	1.00	U	0.17	1.00	ug/L
75-27-4	Bromodichloromethane	1.00	U	0.20	1.00	ug/L
108-10-1	4-Methyl-2-Pentanone	5.00	U	0.87	5.00	ug/L
108-88-3	Toluene	1.00	U	0.22	1.00	ug/L
10061-02-6	t-1,3-Dichloropropene	1.00	U	0.18	1.00	ug/L
10061-01-5	cis-1,3-Dichloropropene	1.00	U	0.17	1.00	ug/L

Report of Analysis

Client:	EA Engineering Science & Technology	Date Collected:	
Project:	NYSDEC - National Heatset	Date Received:	
Client Sample ID:	VX0722WBL02	SDG No.:	M3145
Lab Sample ID:	VX0722WBL02	Matrix:	Water
Analytical Method:	SW8260	% Moisture:	100
Sample Wt/Vol:	5 Units: mL	Final Vol:	5000 uL
Soil Aliquot Vol:	uL	Test:	VOC-TCLVOA-10
GC Column:	DB-624UI ID : 0.18	Level :	LOW

File ID/Qc Batch:	Dilution:	Prep Date	Date Analyzed	Prep Batch ID
VX023388.D	1		07/22/21 21:44	VX072221

CAS Number	Parameter	Conc.	Qualifier	MDL	LOQ / CRQL	Units
79-00-5	1,1,2-Trichloroethane	1.00	U	0.24	1.00	ug/L
591-78-6	2-Hexanone	5.00	U	0.92	5.00	ug/L
124-48-1	Dibromochloromethane	1.00	U	0.18	1.00	ug/L
106-93-4	1,2-Dibromoethane	1.00	U	0.16	1.00	ug/L
127-18-4	Tetrachloroethene	1.00	U	0.17	1.00	ug/L
108-90-7	Chlorobenzene	1.00	U	0.17	1.00	ug/L
100-41-4	Ethyl Benzene	1.00	U	0.18	1.00	ug/L
179601-23-1	m/p-Xylenes	2.00	U	0.32	2.00	ug/L
95-47-6	o-Xylene	1.00	U	0.19	1.00	ug/L
100-42-5	Styrene	1.00	U	0.16	1.00	ug/L
75-25-2	Bromoform	1.00	U	0.19	1.00	ug/L
98-82-8	Isopropylbenzene	1.00	U	0.23	1.00	ug/L
79-34-5	1,1,2,2-Tetrachloroethane	1.00	U	0.29	1.00	ug/L
541-73-1	1,3-Dichlorobenzene	1.00	U	0.19	1.00	ug/L
106-46-7	1,4-Dichlorobenzene	1.00	U	0.20	1.00	ug/L
95-50-1	1,2-Dichlorobenzene	1.00	U	0.19	1.00	ug/L
96-12-8	1,2-Dibromo-3-Chloropropane	1.00	U	0.47	1.00	ug/L
120-82-1	1,2,4-Trichlorobenzene	1.00	U	0.30	1.00	ug/L
87-61-6	1,2,3-Trichlorobenzene	1.00	U	0.35	1.00	ug/L
SURROGATES						
17060-07-0	1,2-Dichloroethane-d4	50.7		78 - 117	101%	SPK: 50
1868-53-7	Dibromofluoromethane	49.9		75 - 124	100%	SPK: 50
2037-26-5	Toluene-d8	51.7		92 - 112	103%	SPK: 50
460-00-4	4-Bromofluorobenzene	49.5		83 - 123	99%	SPK: 50
INTERNAL STANDARDS						
363-72-4	Pentafluorobenzene	181000	5.562			
540-36-3	1,4-Difluorobenzene	304000	6.769			
3114-55-4	Chlorobenzene-d5	265000	10.055			
3855-82-1	1,4-Dichlorobenzene-d4	108000	12.024			

Report of Analysis

Client:	EA Engineering Science & Technology	Date Collected:	
Project:	NYSDEC - National Heatset	Date Received:	
Client Sample ID:	VX0722WBL02	SDG No.:	M3145
Lab Sample ID:	VX0722WBL02	Matrix:	Water
Analytical Method:	SW8260	% Moisture:	100
Sample Wt/Vol:	5 Units: mL	Final Vol:	5000 uL
Soil Aliquot Vol:	uL	Test:	VOC-TCLVOA-10
GC Column:	DB-624UI ID : 0.18	Level :	LOW

File ID/Qc Batch:	Dilution:	Prep Date	Date Analyzed	Prep Batch ID
VX023388.D	1		07/22/21 21:44	VX072221

CAS Number	Parameter	Conc.	Qualifier	MDL	LOQ / CRQL	Units

U = Not Detected
LOQ = Limit of Quantitation
MDL = Method Detection Limit
LOD = Limit of Detection
E = Value Exceeds Calibration Range
Q = indicates LCS control criteria did not meet requirements
M = MS/MSD acceptance criteria did not meet requirements

J = Estimated Value
B = Analyte Found in Associated Method Blank
N = Presumptive Evidence of a Compound
* = Values outside of QC limits
D = Dilution
() = Laboratory InHouse Limit
A = Aldol-Condensation Reaction Products

Report of Analysis

Client:	EA Engineering Science & Technology	Date Collected:	
Project:	NYSDEC - National Heatset	Date Received:	
Client Sample ID:	VX0723WBL01	SDG No.:	M3145
Lab Sample ID:	VX0723WBL01	Matrix:	Water
Analytical Method:	SW8260	% Moisture:	100
Sample Wt/Vol:	5 Units: mL	Final Vol:	5000 uL
Soil Aliquot Vol:	uL	Test:	VOC-TCLVOA-10
GC Column:	DB-624UI ID : 0.18	Level :	LOW

File ID/Qc Batch:	Dilution:	Prep Date	Date Analyzed	Prep Batch ID
VX023414.D	1		07/23/21 10:37	VX072321

CAS Number	Parameter	Conc.	Qualifier	MDL	LOQ / CRQL	Units
TARGETS						
75-71-8	Dichlorodifluoromethane	1.00	U	0.23	1.00	ug/L
74-87-3	Chloromethane	1.00	U	0.20	1.00	ug/L
75-01-4	Vinyl Chloride	1.00	U	0.19	1.00	ug/L
74-83-9	Bromomethane	5.00	U	0.87	5.00	ug/L
75-00-3	Chloroethane	1.00	U	0.35	1.00	ug/L
75-69-4	Trichlorofluoromethane	1.00	U	0.25	1.00	ug/L
76-13-1	1,1,2-Trichlorotrifluoroethane	1.00	U	0.21	1.00	ug/L
75-35-4	1,1-Dichloroethene	1.00	U	0.26	1.00	ug/L
67-64-1	Acetone	5.00	U	1.60	5.00	ug/L
75-15-0	Carbon Disulfide	1.00	U	0.25	1.00	ug/L
1634-04-4	Methyl tert-butyl Ether	1.00	U	0.22	1.00	ug/L
79-20-9	Methyl Acetate	1.00	U	0.47	1.00	ug/L
75-09-2	Methylene Chloride	1.00	U	0.18	1.00	ug/L
156-60-5	trans-1,2-Dichloroethene	1.00	U	0.19	1.00	ug/L
75-34-3	1,1-Dichloroethane	1.00	U	0.21	1.00	ug/L
110-82-7	Cyclohexane	5.00	U	1.30	5.00	ug/L
78-93-3	2-Butanone	5.00	U	0.90	5.00	ug/L
56-23-5	Carbon Tetrachloride	1.00	U	0.27	1.00	ug/L
156-59-2	cis-1,2-Dichloroethene	1.00	U	0.22	1.00	ug/L
74-97-5	Bromochloromethane	1.00	U	0.26	1.00	ug/L
67-66-3	Chloroform	1.00	U	0.27	1.00	ug/L
71-55-6	1,1,1-Trichloroethane	1.00	U	0.20	1.00	ug/L
108-87-2	Methylcyclohexane	1.00	U	0.14	1.00	ug/L
71-43-2	Benzene	1.00	U	0.18	1.00	ug/L
107-06-2	1,2-Dichloroethane	1.00	U	0.25	1.00	ug/L
79-01-6	Trichloroethene	1.00	U	0.17	1.00	ug/L
78-87-5	1,2-Dichloropropane	1.00	U	0.17	1.00	ug/L
75-27-4	Bromodichloromethane	1.00	U	0.20	1.00	ug/L
108-10-1	4-Methyl-2-Pentanone	5.00	U	0.87	5.00	ug/L
108-88-3	Toluene	1.00	U	0.22	1.00	ug/L
10061-02-6	t-1,3-Dichloropropene	1.00	U	0.18	1.00	ug/L
10061-01-5	cis-1,3-Dichloropropene	1.00	U	0.17	1.00	ug/L

Report of Analysis

Client:	EA Engineering Science & Technology	Date Collected:	
Project:	NYSDEC - National Heatset	Date Received:	
Client Sample ID:	VX0723WBL01	SDG No.:	M3145
Lab Sample ID:	VX0723WBL01	Matrix:	Water
Analytical Method:	SW8260	% Moisture:	100
Sample Wt/Vol:	5 Units: mL	Final Vol:	5000 uL
Soil Aliquot Vol:	uL	Test:	VOC-TCLVOA-10
GC Column:	DB-624UI ID : 0.18	Level :	LOW

File ID/Qc Batch:	Dilution:	Prep Date	Date Analyzed	Prep Batch ID
VX023414.D	1		07/23/21 10:37	VX072321

CAS Number	Parameter	Conc.	Qualifier	MDL	LOQ / CRQL	Units
79-00-5	1,1,2-Trichloroethane	1.00	U	0.24	1.00	ug/L
591-78-6	2-Hexanone	5.00	U	0.92	5.00	ug/L
124-48-1	Dibromochloromethane	1.00	U	0.18	1.00	ug/L
106-93-4	1,2-Dibromoethane	1.00	U	0.16	1.00	ug/L
127-18-4	Tetrachloroethene	1.00	U	0.17	1.00	ug/L
108-90-7	Chlorobenzene	1.00	U	0.17	1.00	ug/L
100-41-4	Ethyl Benzene	1.00	U	0.18	1.00	ug/L
179601-23-1	m/p-Xylenes	2.00	U	0.32	2.00	ug/L
95-47-6	o-Xylene	1.00	U	0.19	1.00	ug/L
100-42-5	Styrene	1.00	U	0.16	1.00	ug/L
75-25-2	Bromoform	1.00	U	0.19	1.00	ug/L
98-82-8	Isopropylbenzene	1.00	U	0.23	1.00	ug/L
79-34-5	1,1,2,2-Tetrachloroethane	1.00	U	0.29	1.00	ug/L
541-73-1	1,3-Dichlorobenzene	1.00	U	0.19	1.00	ug/L
106-46-7	1,4-Dichlorobenzene	1.00	U	0.20	1.00	ug/L
95-50-1	1,2-Dichlorobenzene	1.00	U	0.19	1.00	ug/L
96-12-8	1,2-Dibromo-3-Chloropropane	1.00	U	0.47	1.00	ug/L
120-82-1	1,2,4-Trichlorobenzene	1.00	U	0.30	1.00	ug/L
87-61-6	1,2,3-Trichlorobenzene	1.00	U	0.35	1.00	ug/L
SURROGATES						
17060-07-0	1,2-Dichloroethane-d4	51.5		78 - 117	103%	SPK: 50
1868-53-7	Dibromofluoromethane	50.6		75 - 124	101%	SPK: 50
2037-26-5	Toluene-d8	51.2		92 - 112	102%	SPK: 50
460-00-4	4-Bromofluorobenzene	48.1		83 - 123	96%	SPK: 50
INTERNAL STANDARDS						
363-72-4	Pentafluorobenzene	183000	5.562			
540-36-3	1,4-Difluorobenzene	307000	6.769			
3114-55-4	Chlorobenzene-d5	265000	10.055			
3855-82-1	1,4-Dichlorobenzene-d4	107000	12.024			

Report of Analysis

Client:	EA Engineering Science & Technology	Date Collected:	
Project:	NYSDEC - National Heatset	Date Received:	
Client Sample ID:	VX0723WBL01	SDG No.:	M3145
Lab Sample ID:	VX0723WBL01	Matrix:	Water
Analytical Method:	SW8260	% Moisture:	100
Sample Wt/Vol:	5 Units: mL	Final Vol:	5000 uL
Soil Aliquot Vol:	uL	Test:	VOC-TCLVOA-10
GC Column:	DB-624UI ID : 0.18	Level :	LOW

File ID/Qc Batch:	Dilution:	Prep Date	Date Analyzed	Prep Batch ID
VX023414.D	1		07/23/21 10:37	VX072321

CAS Number	Parameter	Conc.	Qualifier	MDL	LOQ / CRQL	Units

U = Not Detected
LOQ = Limit of Quantitation
MDL = Method Detection Limit
LOD = Limit of Detection
E = Value Exceeds Calibration Range
Q = indicates LCS control criteria did not meet requirements
M = MS/MSD acceptance criteria did not meet requirements

J = Estimated Value
B = Analyte Found in Associated Method Blank
N = Presumptive Evidence of a Compound
* = Values outside of QC limits
D = Dilution
() = Laboratory InHouse Limit
A = Aldol-Condensation Reaction Products

Report of Analysis

Client:	EA Engineering Science & Technology	Date Collected:	
Project:	NYSDEC - National Heatset	Date Received:	
Client Sample ID:	VX0726WBL01	SDG No.:	M3145
Lab Sample ID:	VX0726WBL01	Matrix:	Water
Analytical Method:	SW8260	% Moisture:	100
Sample Wt/Vol:	5 Units: mL	Final Vol:	5000 uL
Soil Aliquot Vol:	uL	Test:	VOC-TCLVOA-10
GC Column:	DB-624UI ID : 0.18	Level :	LOW

File ID/Qc Batch:	Dilution:	Prep Date	Date Analyzed	Prep Batch ID
VX023441.D	1		07/26/21 11:09	VX072621

CAS Number	Parameter	Conc.	Qualifier	MDL	LOQ / CRQL	Units
TARGETS						
75-71-8	Dichlorodifluoromethane	1.00	U	0.23	1.00	ug/L
74-87-3	Chloromethane	1.00	U	0.20	1.00	ug/L
75-01-4	Vinyl Chloride	1.00	U	0.19	1.00	ug/L
74-83-9	Bromomethane	5.00	U	0.87	5.00	ug/L
75-00-3	Chloroethane	1.00	U	0.35	1.00	ug/L
75-69-4	Trichlorofluoromethane	1.00	U	0.25	1.00	ug/L
76-13-1	1,1,2-Trichlorotrifluoroethane	1.00	U	0.21	1.00	ug/L
75-35-4	1,1-Dichloroethene	1.00	U	0.26	1.00	ug/L
67-64-1	Acetone	5.00	U	1.60	5.00	ug/L
75-15-0	Carbon Disulfide	1.00	U	0.25	1.00	ug/L
1634-04-4	Methyl tert-butyl Ether	1.00	U	0.22	1.00	ug/L
79-20-9	Methyl Acetate	1.00	U	0.47	1.00	ug/L
75-09-2	Methylene Chloride	1.00	U	0.18	1.00	ug/L
156-60-5	trans-1,2-Dichloroethene	1.00	U	0.19	1.00	ug/L
75-34-3	1,1-Dichloroethane	1.00	U	0.21	1.00	ug/L
110-82-7	Cyclohexane	5.00	U	1.30	5.00	ug/L
78-93-3	2-Butanone	5.00	U	0.90	5.00	ug/L
56-23-5	Carbon Tetrachloride	1.00	U	0.27	1.00	ug/L
156-59-2	cis-1,2-Dichloroethene	1.00	U	0.22	1.00	ug/L
74-97-5	Bromochloromethane	1.00	U	0.26	1.00	ug/L
67-66-3	Chloroform	1.00	U	0.27	1.00	ug/L
71-55-6	1,1,1-Trichloroethane	1.00	U	0.20	1.00	ug/L
108-87-2	Methylcyclohexane	1.00	U	0.14	1.00	ug/L
71-43-2	Benzene	1.00	U	0.18	1.00	ug/L
107-06-2	1,2-Dichloroethane	1.00	U	0.25	1.00	ug/L
79-01-6	Trichloroethene	1.00	U	0.17	1.00	ug/L
78-87-5	1,2-Dichloropropane	1.00	U	0.17	1.00	ug/L
75-27-4	Bromodichloromethane	1.00	U	0.20	1.00	ug/L
108-10-1	4-Methyl-2-Pentanone	5.00	U	0.87	5.00	ug/L
108-88-3	Toluene	1.00	U	0.22	1.00	ug/L
10061-02-6	t-1,3-Dichloropropene	1.00	U	0.18	1.00	ug/L
10061-01-5	cis-1,3-Dichloropropene	1.00	U	0.17	1.00	ug/L

Report of Analysis

Client:	EA Engineering Science & Technology	Date Collected:	
Project:	NYSDEC - National Heatset	Date Received:	
Client Sample ID:	VX0726WBL01	SDG No.:	M3145
Lab Sample ID:	VX0726WBL01	Matrix:	Water
Analytical Method:	SW8260	% Moisture:	100
Sample Wt/Vol:	5 Units: mL	Final Vol:	5000 uL
Soil Aliquot Vol:	uL	Test:	VOC-TCLVOA-10
GC Column:	DB-624UI ID : 0.18	Level :	LOW

File ID/Qc Batch:	Dilution:	Prep Date	Date Analyzed	Prep Batch ID
VX023441.D	1		07/26/21 11:09	VX072621

CAS Number	Parameter	Conc.	Qualifier	MDL	LOQ / CRQL	Units
79-00-5	1,1,2-Trichloroethane	1.00	U	0.24	1.00	ug/L
591-78-6	2-Hexanone	5.00	U	0.92	5.00	ug/L
124-48-1	Dibromochloromethane	1.00	U	0.18	1.00	ug/L
106-93-4	1,2-Dibromoethane	1.00	U	0.16	1.00	ug/L
127-18-4	Tetrachloroethene	1.00	U	0.17	1.00	ug/L
108-90-7	Chlorobenzene	1.00	U	0.17	1.00	ug/L
100-41-4	Ethyl Benzene	1.00	U	0.18	1.00	ug/L
179601-23-1	m/p-Xylenes	2.00	U	0.32	2.00	ug/L
95-47-6	o-Xylene	1.00	U	0.19	1.00	ug/L
100-42-5	Styrene	1.00	U	0.16	1.00	ug/L
75-25-2	Bromoform	1.00	U	0.19	1.00	ug/L
98-82-8	Isopropylbenzene	1.00	U	0.23	1.00	ug/L
79-34-5	1,1,2,2-Tetrachloroethane	1.00	U	0.29	1.00	ug/L
541-73-1	1,3-Dichlorobenzene	1.00	U	0.19	1.00	ug/L
106-46-7	1,4-Dichlorobenzene	1.00	U	0.20	1.00	ug/L
95-50-1	1,2-Dichlorobenzene	1.00	U	0.19	1.00	ug/L
96-12-8	1,2-Dibromo-3-Chloropropane	1.00	U	0.47	1.00	ug/L
120-82-1	1,2,4-Trichlorobenzene	1.00	U	0.30	1.00	ug/L
87-61-6	1,2,3-Trichlorobenzene	1.00	U	0.35	1.00	ug/L
SURROGATES						
17060-07-0	1,2-Dichloroethane-d4	52.7		78 - 117	105%	SPK: 50
1868-53-7	Dibromofluoromethane	50.9		75 - 124	102%	SPK: 50
2037-26-5	Toluene-d8	51.3		92 - 112	103%	SPK: 50
460-00-4	4-Bromofluorobenzene	44.3		83 - 123	89%	SPK: 50
INTERNAL STANDARDS						
363-72-4	Pentafluorobenzene	177000	5.562			
540-36-3	1,4-Difluorobenzene	302000	6.769			
3114-55-4	Chlorobenzene-d5	254000	10.061			
3855-82-1	1,4-Dichlorobenzene-d4	93100	12.024			

Report of Analysis

Client:	EA Engineering Science & Technology	Date Collected:	
Project:	NYSDEC - National Heatset	Date Received:	
Client Sample ID:	VX0726WBL01	SDG No.:	M3145
Lab Sample ID:	VX0726WBL01	Matrix:	Water
Analytical Method:	SW8260	% Moisture:	100
Sample Wt/Vol:	5 Units: mL	Final Vol:	5000 uL
Soil Aliquot Vol:	uL	Test:	VOC-TCLVOA-10
GC Column:	DB-624UI ID : 0.18	Level :	LOW

File ID/Qc Batch:	Dilution:	Prep Date	Date Analyzed	Prep Batch ID
VX023441.D	1		07/26/21 11:09	VX072621

CAS Number	Parameter	Conc.	Qualifier	MDL	LOQ / CRQL	Units

U = Not Detected
LOQ = Limit of Quantitation
MDL = Method Detection Limit
LOD = Limit of Detection
E = Value Exceeds Calibration Range
Q = indicates LCS control criteria did not meet requirements
M = MS/MSD acceptance criteria did not meet requirements

J = Estimated Value
B = Analyte Found in Associated Method Blank
N = Presumptive Evidence of a Compound
* = Values outside of QC limits
D = Dilution
() = Laboratory InHouse Limit
A = Aldol-Condensation Reaction Products

Report of Analysis

Client:	EA Engineering Science & Technology	Date Collected:	
Project:	NYSDEC - National Heatset	Date Received:	
Client Sample ID:	VX0722WBS02	SDG No.:	M3145
Lab Sample ID:	VX0722WBS02	Matrix:	Water
Analytical Method:	SW8260	% Moisture:	100
Sample Wt/Vol:	5 Units: mL	Final Vol:	5000 uL
Soil Aliquot Vol:	uL	Test:	VOC-TCLVOA-10
GC Column:	DB-624UI ID : 0.18	Level :	LOW

File ID/Qc Batch:	Dilution:	Prep Date	Date Analyzed	Prep Batch ID
VX023389.D	1		07/22/21 22:08	VX072221

CAS Number	Parameter	Conc.	Qualifier	MDL	LOQ / CRQL	Units
TARGETS						
75-71-8	Dichlorodifluoromethane	19.6		0.23	1.00	ug/L
74-87-3	Chloromethane	19.2		0.20	1.00	ug/L
75-01-4	Vinyl Chloride	19.2		0.19	1.00	ug/L
74-83-9	Bromomethane	23.3		0.87	5.00	ug/L
75-00-3	Chloroethane	20.4		0.35	1.00	ug/L
75-69-4	Trichlorofluoromethane	19.1		0.25	1.00	ug/L
76-13-1	1,1,2-Trichlorotrifluoroethane	19.1		0.21	1.00	ug/L
75-35-4	1,1-Dichloroethene	19.1		0.26	1.00	ug/L
67-64-1	Acetone	93.3		1.60	5.00	ug/L
75-15-0	Carbon Disulfide	17.1		0.25	1.00	ug/L
1634-04-4	Methyl tert-butyl Ether	19.5		0.22	1.00	ug/L
79-20-9	Methyl Acetate	19.8		0.47	1.00	ug/L
75-09-2	Methylene Chloride	18.9		0.18	1.00	ug/L
156-60-5	trans-1,2-Dichloroethene	18.9		0.19	1.00	ug/L
75-34-3	1,1-Dichloroethane	19.3		0.21	1.00	ug/L
110-82-7	Cyclohexane	18.5		1.30	5.00	ug/L
78-93-3	2-Butanone	96.9		0.90	5.00	ug/L
56-23-5	Carbon Tetrachloride	18.7		0.27	1.00	ug/L
156-59-2	cis-1,2-Dichloroethene	19.2		0.22	1.00	ug/L
74-97-5	Bromochloromethane	18.5		0.26	1.00	ug/L
67-66-3	Chloroform	19.5		0.27	1.00	ug/L
71-55-6	1,1,1-Trichloroethane	19.3		0.20	1.00	ug/L
108-87-2	Methylcyclohexane	18.7		0.14	1.00	ug/L
71-43-2	Benzene	19.3		0.18	1.00	ug/L
107-06-2	1,2-Dichloroethane	19.6		0.25	1.00	ug/L
79-01-6	Trichloroethene	19.6		0.17	1.00	ug/L
78-87-5	1,2-Dichloropropane	19.5		0.17	1.00	ug/L
75-27-4	Bromodichloromethane	18.7		0.20	1.00	ug/L
108-10-1	4-Methyl-2-Pentanone	100		0.87	5.00	ug/L
108-88-3	Toluene	19.6		0.22	1.00	ug/L
10061-02-6	t-1,3-Dichloropropene	17.5		0.18	1.00	ug/L
10061-01-5	cis-1,3-Dichloropropene	18.8		0.17	1.00	ug/L

Report of Analysis

Client:	EA Engineering Science & Technology	Date Collected:	
Project:	NYSDEC - National Heatset	Date Received:	
Client Sample ID:	VX0722WBS02	SDG No.:	M3145
Lab Sample ID:	VX0722WBS02	Matrix:	Water
Analytical Method:	SW8260	% Moisture:	100
Sample Wt/Vol:	5 Units: mL	Final Vol:	5000 uL
Soil Aliquot Vol:	uL	Test:	VOC-TCLVOA-10
GC Column:	DB-624UI ID : 0.18	Level :	LOW

File ID/Qc Batch:	Dilution:	Prep Date	Date Analyzed	Prep Batch ID
VX023389.D	1		07/22/21 22:08	VX072221

CAS Number	Parameter	Conc.	Qualifier	MDL	LOQ / CRQL	Units
79-00-5	1,1,2-Trichloroethane	20.4		0.24	1.00	ug/L
591-78-6	2-Hexanone	100		0.92	5.00	ug/L
124-48-1	Dibromochloromethane	18.1		0.18	1.00	ug/L
106-93-4	1,2-Dibromoethane	19.4		0.16	1.00	ug/L
127-18-4	Tetrachloroethene	19.4		0.17	1.00	ug/L
108-90-7	Chlorobenzene	19.0		0.17	1.00	ug/L
100-41-4	Ethyl Benzene	19.1		0.18	1.00	ug/L
179601-23-1	m/p-Xylenes	38.0		0.32	2.00	ug/L
95-47-6	o-Xylene	18.9		0.19	1.00	ug/L
100-42-5	Styrene	19.5		0.16	1.00	ug/L
75-25-2	Bromoform	17.7		0.19	1.00	ug/L
98-82-8	Isopropylbenzene	19.6		0.23	1.00	ug/L
79-34-5	1,1,2,2-Tetrachloroethane	19.8		0.29	1.00	ug/L
541-73-1	1,3-Dichlorobenzene	19.1		0.19	1.00	ug/L
106-46-7	1,4-Dichlorobenzene	18.7		0.20	1.00	ug/L
95-50-1	1,2-Dichlorobenzene	19.4		0.19	1.00	ug/L
96-12-8	1,2-Dibromo-3-Chloropropane	17.3		0.47	1.00	ug/L
120-82-1	1,2,4-Trichlorobenzene	18.5		0.30	1.00	ug/L
87-61-6	1,2,3-Trichlorobenzene	19.0		0.35	1.00	ug/L
SURROGATES						
17060-07-0	1,2-Dichloroethane-d4	51.3		78 - 117	103%	SPK: 50
1868-53-7	Dibromofluoromethane	50.9		75 - 124	102%	SPK: 50
2037-26-5	Toluene-d8	51.1		92 - 112	102%	SPK: 50
460-00-4	4-Bromofluorobenzene	50.6		83 - 123	101%	SPK: 50
INTERNAL STANDARDS						
363-72-4	Pentafluorobenzene	214000	5.562			
540-36-3	1,4-Difluorobenzene	349000	6.769			
3114-55-4	Chlorobenzene-d5	308000	10.055			
3855-82-1	1,4-Dichlorobenzene-d4	141000	12.024			

Report of Analysis

Client:	EA Engineering Science & Technology	Date Collected:	
Project:	NYSDEC - National Heatset	Date Received:	
Client Sample ID:	VX0722WBS02	SDG No.:	M3145
Lab Sample ID:	VX0722WBS02	Matrix:	Water
Analytical Method:	SW8260	% Moisture:	100
Sample Wt/Vol:	5 Units: mL	Final Vol:	5000 uL
Soil Aliquot Vol:	uL	Test:	VOC-TCLVOA-10
GC Column:	DB-624UI ID : 0.18	Level :	LOW

File ID/Qc Batch:	Dilution:	Prep Date	Date Analyzed	Prep Batch ID
VX023389.D	1		07/22/21 22:08	VX072221

CAS Number	Parameter	Conc.	Qualifier	MDL	LOQ / CRQL	Units

U = Not Detected
LOQ = Limit of Quantitation
MDL = Method Detection Limit
LOD = Limit of Detection
E = Value Exceeds Calibration Range
Q = indicates LCS control criteria did not meet requirements
M = MS/MSD acceptance criteria did not meet requirements

J = Estimated Value
B = Analyte Found in Associated Method Blank
N = Presumptive Evidence of a Compound
* = Values outside of QC limits
D = Dilution
() = Laboratory InHouse Limit
A = Aldol-Condensation Reaction Products

Report of Analysis

Client:	EA Engineering Science & Technology	Date Collected:	
Project:	NYSDEC - National Heatset	Date Received:	
Client Sample ID:	VX0723WBS01	SDG No.:	M3145
Lab Sample ID:	VX0723WBS01	Matrix:	Water
Analytical Method:	SW8260	% Moisture:	100
Sample Wt/Vol:	5 Units: mL	Final Vol:	5000 uL
Soil Aliquot Vol:	uL	Test:	VOC-TCLVOA-10
GC Column:	DB-624UI ID : 0.18	Level :	LOW

File ID/Qc Batch:	Dilution:	Prep Date	Date Analyzed	Prep Batch ID
VX023415.D	1		07/23/21 11:05	VX072321

CAS Number	Parameter	Conc.	Qualifier	MDL	LOQ / CRQL	Units
TARGETS						
75-71-8	Dichlorodifluoromethane	19.4		0.23	1.00	ug/L
74-87-3	Chloromethane	17.9		0.20	1.00	ug/L
75-01-4	Vinyl Chloride	18.4		0.19	1.00	ug/L
74-83-9	Bromomethane	21.5		0.87	5.00	ug/L
75-00-3	Chloroethane	19.2		0.35	1.00	ug/L
75-69-4	Trichlorofluoromethane	18.5		0.25	1.00	ug/L
76-13-1	1,1,2-Trichlorotrifluoroethane	19.6		0.21	1.00	ug/L
75-35-4	1,1-Dichloroethene	18.3		0.26	1.00	ug/L
67-64-1	Acetone	99.1		1.60	5.00	ug/L
75-15-0	Carbon Disulfide	16.8		0.25	1.00	ug/L
1634-04-4	Methyl tert-butyl Ether	18.5		0.22	1.00	ug/L
79-20-9	Methyl Acetate	18.8		0.47	1.00	ug/L
75-09-2	Methylene Chloride	17.8		0.18	1.00	ug/L
156-60-5	trans-1,2-Dichloroethene	18.3		0.19	1.00	ug/L
75-34-3	1,1-Dichloroethane	18.7		0.21	1.00	ug/L
110-82-7	Cyclohexane	18.3		1.30	5.00	ug/L
78-93-3	2-Butanone	93.8		0.90	5.00	ug/L
56-23-5	Carbon Tetrachloride	18.7		0.27	1.00	ug/L
156-59-2	cis-1,2-Dichloroethene	18.8		0.22	1.00	ug/L
74-97-5	Bromochloromethane	19.4		0.26	1.00	ug/L
67-66-3	Chloroform	18.7		0.27	1.00	ug/L
71-55-6	1,1,1-Trichloroethane	18.8		0.20	1.00	ug/L
108-87-2	Methylcyclohexane	19.5		0.14	1.00	ug/L
71-43-2	Benzene	19.2		0.18	1.00	ug/L
107-06-2	1,2-Dichloroethane	19.1		0.25	1.00	ug/L
79-01-6	Trichloroethene	19.4		0.17	1.00	ug/L
78-87-5	1,2-Dichloropropane	18.7		0.17	1.00	ug/L
75-27-4	Bromodichloromethane	18.5		0.20	1.00	ug/L
108-10-1	4-Methyl-2-Pentanone	99.7		0.87	5.00	ug/L
108-88-3	Toluene	19.3		0.22	1.00	ug/L
10061-02-6	t-1,3-Dichloropropene	18.0		0.18	1.00	ug/L
10061-01-5	cis-1,3-Dichloropropene	18.7		0.17	1.00	ug/L

Report of Analysis

Client:	EA Engineering Science & Technology	Date Collected:	
Project:	NYSDEC - National Heatset	Date Received:	
Client Sample ID:	VX0723WBS01	SDG No.:	M3145
Lab Sample ID:	VX0723WBS01	Matrix:	Water
Analytical Method:	SW8260	% Moisture:	100
Sample Wt/Vol:	5 Units: mL	Final Vol:	5000 uL
Soil Aliquot Vol:	uL	Test:	VOC-TCLVOA-10
GC Column:	DB-624UI ID : 0.18	Level :	LOW

File ID/Qc Batch:	Dilution:	Prep Date	Date Analyzed	Prep Batch ID
VX023415.D	1		07/23/21 11:05	VX072321

CAS Number	Parameter	Conc.	Qualifier	MDL	LOQ / CRQL	Units
79-00-5	1,1,2-Trichloroethane	19.9		0.24	1.00	ug/L
591-78-6	2-Hexanone	100		0.92	5.00	ug/L
124-48-1	Dibromochloromethane	17.7		0.18	1.00	ug/L
106-93-4	1,2-Dibromoethane	19.6		0.16	1.00	ug/L
127-18-4	Tetrachloroethene	20.0		0.17	1.00	ug/L
108-90-7	Chlorobenzene	19.3		0.17	1.00	ug/L
100-41-4	Ethyl Benzene	19.5		0.18	1.00	ug/L
179601-23-1	m/p-Xylenes	39.0		0.32	2.00	ug/L
95-47-6	o-Xylene	19.1		0.19	1.00	ug/L
100-42-5	Styrene	19.7		0.16	1.00	ug/L
75-25-2	Bromoform	17.2		0.19	1.00	ug/L
98-82-8	Isopropylbenzene	19.8		0.23	1.00	ug/L
79-34-5	1,1,2,2-Tetrachloroethane	19.0		0.29	1.00	ug/L
541-73-1	1,3-Dichlorobenzene	19.4		0.19	1.00	ug/L
106-46-7	1,4-Dichlorobenzene	18.9		0.20	1.00	ug/L
95-50-1	1,2-Dichlorobenzene	19.4		0.19	1.00	ug/L
96-12-8	1,2-Dibromo-3-Chloropropane	16.8		0.47	1.00	ug/L
120-82-1	1,2,4-Trichlorobenzene	18.7		0.30	1.00	ug/L
87-61-6	1,2,3-Trichlorobenzene	18.8		0.35	1.00	ug/L
SURROGATES						
17060-07-0	1,2-Dichloroethane-d4	48.3		78 - 117	97%	SPK: 50
1868-53-7	Dibromofluoromethane	48.9		75 - 124	98%	SPK: 50
2037-26-5	Toluene-d8	50.6		92 - 112	101%	SPK: 50
460-00-4	4-Bromofluorobenzene	49.8		83 - 123	100%	SPK: 50
INTERNAL STANDARDS						
363-72-4	Pentafluorobenzene	220000	5.556			
540-36-3	1,4-Difluorobenzene	349000	6.769			
3114-55-4	Chlorobenzene-d5	304000	10.055			
3855-82-1	1,4-Dichlorobenzene-d4	139000	12.024			

Report of Analysis

Client:	EA Engineering Science & Technology	Date Collected:	
Project:	NYSDEC - National Heatset	Date Received:	
Client Sample ID:	VX0723WBS01	SDG No.:	M3145
Lab Sample ID:	VX0723WBS01	Matrix:	Water
Analytical Method:	SW8260	% Moisture:	100
Sample Wt/Vol:	5 Units: mL	Final Vol:	5000 uL
Soil Aliquot Vol:	uL	Test:	VOC-TCLVOA-10
GC Column:	DB-624UI ID : 0.18	Level :	LOW

File ID/Qc Batch:	Dilution:	Prep Date	Date Analyzed	Prep Batch ID
VX023415.D	1		07/23/21 11:05	VX072321

CAS Number	Parameter	Conc.	Qualifier	MDL	LOQ / CRQL	Units

U = Not Detected
LOQ = Limit of Quantitation
MDL = Method Detection Limit
LOD = Limit of Detection
E = Value Exceeds Calibration Range
Q = indicates LCS control criteria did not meet requirements
M = MS/MSD acceptance criteria did not meet requirements

J = Estimated Value
B = Analyte Found in Associated Method Blank
N = Presumptive Evidence of a Compound
* = Values outside of QC limits
D = Dilution
() = Laboratory InHouse Limit
A = Aldol-Condensation Reaction Products

Report of Analysis

Client:	EA Engineering Science & Technology	Date Collected:	
Project:	NYSDEC - National Heatset	Date Received:	
Client Sample ID:	VX0726WBS01	SDG No.:	M3145
Lab Sample ID:	VX0726WBS01	Matrix:	Water
Analytical Method:	SW8260	% Moisture:	100
Sample Wt/Vol:	5 Units: mL	Final Vol:	5000 uL
Soil Aliquot Vol:	uL	Test:	VOC-TCLVOA-10
GC Column:	DB-624UI ID : 0.18	Level :	LOW

File ID/Qc Batch:	Dilution:	Prep Date	Date Analyzed	Prep Batch ID
VX023442.D	1		07/26/21 11:37	VX072621

CAS Number	Parameter	Conc.	Qualifier	MDL	LOQ / CRQL	Units
TARGETS						
75-71-8	Dichlorodifluoromethane	19.7		0.23	1.00	ug/L
74-87-3	Chloromethane	18.3		0.20	1.00	ug/L
75-01-4	Vinyl Chloride	19.1		0.19	1.00	ug/L
74-83-9	Bromomethane	22.9		0.87	5.00	ug/L
75-00-3	Chloroethane	19.7		0.35	1.00	ug/L
75-69-4	Trichlorofluoromethane	19.3		0.25	1.00	ug/L
76-13-1	1,1,2-Trichlorotrifluoroethane	19.6		0.21	1.00	ug/L
75-35-4	1,1-Dichloroethene	18.9		0.26	1.00	ug/L
67-64-1	Acetone	89.8		1.60	5.00	ug/L
75-15-0	Carbon Disulfide	17.0		0.25	1.00	ug/L
1634-04-4	Methyl tert-butyl Ether	19.1		0.22	1.00	ug/L
79-20-9	Methyl Acetate	18.9		0.47	1.00	ug/L
75-09-2	Methylene Chloride	17.9		0.18	1.00	ug/L
156-60-5	trans-1,2-Dichloroethene	18.8		0.19	1.00	ug/L
75-34-3	1,1-Dichloroethane	19.2		0.21	1.00	ug/L
110-82-7	Cyclohexane	18.0		1.30	5.00	ug/L
78-93-3	2-Butanone	94.2		0.90	5.00	ug/L
56-23-5	Carbon Tetrachloride	18.9		0.27	1.00	ug/L
156-59-2	cis-1,2-Dichloroethene	18.8		0.22	1.00	ug/L
74-97-5	Bromochloromethane	19.5		0.26	1.00	ug/L
67-66-3	Chloroform	19.1		0.27	1.00	ug/L
71-55-6	1,1,1-Trichloroethane	19.0		0.20	1.00	ug/L
108-87-2	Methylcyclohexane	19.4		0.14	1.00	ug/L
71-43-2	Benzene	19.5		0.18	1.00	ug/L
107-06-2	1,2-Dichloroethane	19.3		0.25	1.00	ug/L
79-01-6	Trichloroethene	19.2		0.17	1.00	ug/L
78-87-5	1,2-Dichloropropane	19.1		0.17	1.00	ug/L
75-27-4	Bromodichloromethane	19.3		0.20	1.00	ug/L
108-10-1	4-Methyl-2-Pentanone	100		0.87	5.00	ug/L
108-88-3	Toluene	19.6		0.22	1.00	ug/L
10061-02-6	t-1,3-Dichloropropene	18.3		0.18	1.00	ug/L
10061-01-5	cis-1,3-Dichloropropene	19.0		0.17	1.00	ug/L

Report of Analysis

Client:	EA Engineering Science & Technology	Date Collected:	
Project:	NYSDEC - National Heatset	Date Received:	
Client Sample ID:	VX0726WBS01	SDG No.:	M3145
Lab Sample ID:	VX0726WBS01	Matrix:	Water
Analytical Method:	SW8260	% Moisture:	100
Sample Wt/Vol:	5 Units: mL	Final Vol:	5000 uL
Soil Aliquot Vol:	uL	Test:	VOC-TCLVOA-10
GC Column:	DB-624UI ID : 0.18	Level :	LOW

File ID/Qc Batch:	Dilution:	Prep Date	Date Analyzed	Prep Batch ID
VX023442.D	1		07/26/21 11:37	VX072621

CAS Number	Parameter	Conc.	Qualifier	MDL	LOQ / CRQL	Units
79-00-5	1,1,2-Trichloroethane	20.2		0.24	1.00	ug/L
591-78-6	2-Hexanone	100		0.92	5.00	ug/L
124-48-1	Dibromochloromethane	18.3		0.18	1.00	ug/L
106-93-4	1,2-Dibromoethane	19.6		0.16	1.00	ug/L
127-18-4	Tetrachloroethene	20.1		0.17	1.00	ug/L
108-90-7	Chlorobenzene	19.3		0.17	1.00	ug/L
100-41-4	Ethyl Benzene	19.7		0.18	1.00	ug/L
179601-23-1	m/p-Xylenes	39.0		0.32	2.00	ug/L
95-47-6	o-Xylene	19.2		0.19	1.00	ug/L
100-42-5	Styrene	19.6		0.16	1.00	ug/L
75-25-2	Bromoform	17.7		0.19	1.00	ug/L
98-82-8	Isopropylbenzene	20.4		0.23	1.00	ug/L
79-34-5	1,1,2,2-Tetrachloroethane	19.9		0.29	1.00	ug/L
541-73-1	1,3-Dichlorobenzene	20.0		0.19	1.00	ug/L
106-46-7	1,4-Dichlorobenzene	19.4		0.20	1.00	ug/L
95-50-1	1,2-Dichlorobenzene	20.0		0.19	1.00	ug/L
96-12-8	1,2-Dibromo-3-Chloropropane	17.9		0.47	1.00	ug/L
120-82-1	1,2,4-Trichlorobenzene	19.5		0.30	1.00	ug/L
87-61-6	1,2,3-Trichlorobenzene	19.4		0.35	1.00	ug/L
SURROGATES						
17060-07-0	1,2-Dichloroethane-d4	50.5		78 - 117	101%	SPK: 50
1868-53-7	Dibromofluoromethane	50.2		75 - 124	100%	SPK: 50
2037-26-5	Toluene-d8	51.2		92 - 112	102%	SPK: 50
460-00-4	4-Bromofluorobenzene	50.9		83 - 123	102%	SPK: 50
INTERNAL STANDARDS						
363-72-4	Pentafluorobenzene	230000	5.556			
540-36-3	1,4-Difluorobenzene	368000	6.769			
3114-55-4	Chlorobenzene-d5	322000	10.055			
3855-82-1	1,4-Dichlorobenzene-d4	142000	12.024			

Report of Analysis

Client:	EA Engineering Science & Technology	Date Collected:	
Project:	NYSDEC - National Heatset	Date Received:	
Client Sample ID:	VX0726WBS01	SDG No.:	M3145
Lab Sample ID:	VX0726WBS01	Matrix:	Water
Analytical Method:	SW8260	% Moisture:	100
Sample Wt/Vol:	5 Units: mL	Final Vol:	5000 uL
Soil Aliquot Vol:	uL	Test:	VOC-TCLVOA-10
GC Column:	DB-624UI ID : 0.18	Level :	LOW

File ID/Qc Batch:	Dilution:	Prep Date	Date Analyzed	Prep Batch ID
VX023442.D	1		07/26/21 11:37	VX072621

CAS Number	Parameter	Conc.	Qualifier	MDL	LOQ / CRQL	Units

U = Not Detected
LOQ = Limit of Quantitation
MDL = Method Detection Limit
LOD = Limit of Detection
E = Value Exceeds Calibration Range
Q = indicates LCS control criteria did not meet requirements
M = MS/MSD acceptance criteria did not meet requirements

J = Estimated Value
B = Analyte Found in Associated Method Blank
N = Presumptive Evidence of a Compound
* = Values outside of QC limits
D = Dilution
() = Laboratory InHouse Limit
A = Aldol-Condensation Reaction Products

Report of Analysis

Client:	EA Engineering Science & Technology	Date Collected:	07/20/21
Project:	NYSDEC - National Heatset	Date Received:	07/22/21
Client Sample ID:	152140-MW-1S(OFFSITE)MS	SDG No.:	M3145
Lab Sample ID:	M3145-07MS	Matrix:	Water
Analytical Method:	SW8260	% Moisture:	100
Sample Wt/Vol:	5 Units: mL	Final Vol:	5000 uL
Soil Aliquot Vol:	uL	Test:	VOC-TCLVOA-10
GC Column:	DB-624UI ID : 0.18	Level :	LOW

File ID/Qc Batch:	Dilution:	Prep Date	Date Analyzed	Prep Batch ID
VX023435.D	1		07/23/21 19:44	VX072321

CAS Number	Parameter	Conc.	Qualifier	MDL	LOQ / CRQL	Units
TARGETS						
75-71-8	Dichlorodifluoromethane	53.1		0.23	1.00	ug/L
74-87-3	Chloromethane	51.0		0.20	1.00	ug/L
75-01-4	Vinyl Chloride	52.0		0.19	1.00	ug/L
74-83-9	Bromomethane	49.8		0.87	5.00	ug/L
75-00-3	Chloroethane	53.6		0.35	1.00	ug/L
75-69-4	Trichlorofluoromethane	50.6		0.25	1.00	ug/L
76-13-1	1,1,2-Trichlorotrifluoroethane	51.4		0.21	1.00	ug/L
75-35-4	1,1-Dichloroethene	51.3		0.26	1.00	ug/L
67-64-1	Acetone	250		1.60	5.00	ug/L
75-15-0	Carbon Disulfide	47.7		0.25	1.00	ug/L
1634-04-4	Methyl tert-butyl Ether	52.3		0.22	1.00	ug/L
79-20-9	Methyl Acetate	47.9		0.47	1.00	ug/L
75-09-2	Methylene Chloride	49.6		0.18	1.00	ug/L
156-60-5	trans-1,2-Dichloroethene	52.7		0.19	1.00	ug/L
75-34-3	1,1-Dichloroethane	52.5		0.21	1.00	ug/L
110-82-7	Cyclohexane	50.0		1.30	5.00	ug/L
78-93-3	2-Butanone	270		0.90	5.00	ug/L
56-23-5	Carbon Tetrachloride	51.9		0.27	1.00	ug/L
156-59-2	cis-1,2-Dichloroethene	52.5		0.22	1.00	ug/L
74-97-5	Bromochloromethane	50.3		0.26	1.00	ug/L
67-66-3	Chloroform	53.6		0.27	1.00	ug/L
71-55-6	1,1,1-Trichloroethane	53.8		0.20	1.00	ug/L
108-87-2	Methylcyclohexane	49.8		0.14	1.00	ug/L
71-43-2	Benzene	52.4		0.18	1.00	ug/L
107-06-2	1,2-Dichloroethane	51.6		0.25	1.00	ug/L
79-01-6	Trichloroethene	51.5		0.17	1.00	ug/L
78-87-5	1,2-Dichloropropane	51.8		0.17	1.00	ug/L
75-27-4	Bromodichloromethane	53.9		0.20	1.00	ug/L
108-10-1	4-Methyl-2-Pentanone	270		0.87	5.00	ug/L
108-88-3	Toluene	53.7		0.22	1.00	ug/L
10061-02-6	t-1,3-Dichloropropene	46.5		0.18	1.00	ug/L
10061-01-5	cis-1,3-Dichloropropene	49.9		0.17	1.00	ug/L

CHEMTECH 284 Sheffield Street, Mountainside, NJ 07092 Phone: 908 789 8900 Fax: 908 789 8922

Report of Analysis

Client:	EA Engineering Science & Technology	Date Collected:	07/20/21
Project:	NYSDEC - National Heatset	Date Received:	07/22/21
Client Sample ID:	152140-MW-1S(OFFSITE)MS	SDG No.:	M3145
Lab Sample ID:	M3145-07MS	Matrix:	Water
Analytical Method:	SW8260	% Moisture:	100
Sample Wt/Vol:	5 Units: mL	Final Vol:	5000 uL
Soil Aliquot Vol:	uL	Test:	VOC-TCLVOA-10
GC Column:	DB-624UI ID : 0.18	Level :	LOW

File ID/Qc Batch:	Dilution:	Prep Date	Date Analyzed	Prep Batch ID
VX023435.D	1		07/23/21 19:44	VX072321

CAS Number	Parameter	Conc.	Qualifier	MDL	LOQ / CRQL	Units
79-00-5	1,1,2-Trichloroethane	55.6		0.24	1.00	ug/L
591-78-6	2-Hexanone	280		0.92	5.00	ug/L
124-48-1	Dibromochloromethane	48.5		0.18	1.00	ug/L
106-93-4	1,2-Dibromoethane	55.5		0.16	1.00	ug/L
127-18-4	Tetrachloroethene	52.2		0.17	1.00	ug/L
108-90-7	Chlorobenzene	51.9		0.17	1.00	ug/L
100-41-4	Ethyl Benzene	53.0		0.18	1.00	ug/L
179601-23-1	m/p-Xylenes	110		0.32	2.00	ug/L
95-47-6	o-Xylene	52.0		0.19	1.00	ug/L
100-42-5	Styrene	54.1		0.16	1.00	ug/L
75-25-2	Bromoform	45.5		0.19	1.00	ug/L
98-82-8	Isopropylbenzene	52.6		0.23	1.00	ug/L
79-34-5	1,1,2,2-Tetrachloroethane	52.7		0.29	1.00	ug/L
541-73-1	1,3-Dichlorobenzene	51.9		0.19	1.00	ug/L
106-46-7	1,4-Dichlorobenzene	50.2		0.20	1.00	ug/L
95-50-1	1,2-Dichlorobenzene	51.6		0.19	1.00	ug/L
96-12-8	1,2-Dibromo-3-Chloropropane	46.6		0.47	1.00	ug/L
120-82-1	1,2,4-Trichlorobenzene	50.5		0.30	1.00	ug/L
87-61-6	1,2,3-Trichlorobenzene	51.8		0.35	1.00	ug/L
SURROGATES						
17060-07-0	1,2-Dichloroethane-d4	50.2		78 - 117	100%	SPK: 50
1868-53-7	Dibromofluoromethane	49.8		75 - 124	100%	SPK: 50
2037-26-5	Toluene-d8	50.2		92 - 112	100%	SPK: 50
460-00-4	4-Bromofluorobenzene	51.2		83 - 123	102%	SPK: 50
INTERNAL STANDARDS						
363-72-4	Pentafluorobenzene	196000	5.562			
540-36-3	1,4-Difluorobenzene	323000	6.769			
3114-55-4	Chlorobenzene-d5	291000	10.055			
3855-82-1	1,4-Dichlorobenzene-d4	135000	12.024			

Report of Analysis

Client:	EA Engineering Science & Technology	Date Collected:	07/20/21
Project:	NYSDEC - National Heatset	Date Received:	07/22/21
Client Sample ID:	152140-MW-1S(OFFSITE)MS	SDG No.:	M3145
Lab Sample ID:	M3145-07MS	Matrix:	Water
Analytical Method:	SW8260	% Moisture:	100
Sample Wt/Vol:	5 Units: mL	Final Vol:	5000 uL
Soil Aliquot Vol:	uL	Test:	VOC-TCLVOA-10
GC Column:	DB-624UI ID : 0.18	Level :	LOW

File ID/Qc Batch:	Dilution:	Prep Date	Date Analyzed	Prep Batch ID
VX023435.D	1		07/23/21 19:44	VX072321

CAS Number	Parameter	Conc.	Qualifier	MDL	LOQ / CRQL	Units

U = Not Detected
LOQ = Limit of Quantitation
MDL = Method Detection Limit
LOD = Limit of Detection
E = Value Exceeds Calibration Range
Q = indicates LCS control criteria did not meet requirements
M = MS/MSD acceptance criteria did not meet requirements

J = Estimated Value
B = Analyte Found in Associated Method Blank
N = Presumptive Evidence of a Compound
* = Values outside of QC limits
D = Dilution
() = Laboratory InHouse Limit
A = Aldol-Condensation Reaction Products

Report of Analysis

Client:	EA Engineering Science & Technology	Date Collected:	07/20/21
Project:	NYSDEC - National Heatset	Date Received:	07/22/21
Client Sample ID:	152140-MW-1S(OFFSITE)MSD	SDG No.:	M3145
Lab Sample ID:	M3145-08MSD	Matrix:	Water
Analytical Method:	SW8260	% Moisture:	100
Sample Wt/Vol:	5 Units: mL	Final Vol:	5000 uL
Soil Aliquot Vol:	uL	Test:	VOC-TCLVOA-10
GC Column:	DB-624UI ID : 0.18	Level :	LOW

File ID/Qc Batch:	Dilution:	Prep Date	Date Analyzed	Prep Batch ID
VX023436.D	1		07/23/21 20:07	VX072321

CAS Number	Parameter	Conc.	Qualifier	MDL	LOQ / CRQL	Units
TARGETS						
75-71-8	Dichlorodifluoromethane	52.5		0.23	1.00	ug/L
74-87-3	Chloromethane	52.2		0.20	1.00	ug/L
75-01-4	Vinyl Chloride	51.6		0.19	1.00	ug/L
74-83-9	Bromomethane	50.5		0.87	5.00	ug/L
75-00-3	Chloroethane	53.9		0.35	1.00	ug/L
75-69-4	Trichlorofluoromethane	50.8		0.25	1.00	ug/L
76-13-1	1,1,2-Trichlorotrifluoroethane	50.6		0.21	1.00	ug/L
75-35-4	1,1-Dichloroethene	51.4		0.26	1.00	ug/L
67-64-1	Acetone	250		1.60	5.00	ug/L
75-15-0	Carbon Disulfide	48.7		0.25	1.00	ug/L
1634-04-4	Methyl tert-butyl Ether	52.3		0.22	1.00	ug/L
79-20-9	Methyl Acetate	47.4		0.47	1.00	ug/L
75-09-2	Methylene Chloride	48.9		0.18	1.00	ug/L
156-60-5	trans-1,2-Dichloroethene	51.9		0.19	1.00	ug/L
75-34-3	1,1-Dichloroethane	51.9		0.21	1.00	ug/L
110-82-7	Cyclohexane	49.3		1.30	5.00	ug/L
78-93-3	2-Butanone	260		0.90	5.00	ug/L
56-23-5	Carbon Tetrachloride	52.2		0.27	1.00	ug/L
156-59-2	cis-1,2-Dichloroethene	52.8		0.22	1.00	ug/L
74-97-5	Bromochloromethane	51.2		0.26	1.00	ug/L
67-66-3	Chloroform	52.5		0.27	1.00	ug/L
71-55-6	1,1,1-Trichloroethane	53.3		0.20	1.00	ug/L
108-87-2	Methylcyclohexane	50.3		0.14	1.00	ug/L
71-43-2	Benzene	52.5		0.18	1.00	ug/L
107-06-2	1,2-Dichloroethane	52.8		0.25	1.00	ug/L
79-01-6	Trichloroethene	52.1		0.17	1.00	ug/L
78-87-5	1,2-Dichloropropane	51.5		0.17	1.00	ug/L
75-27-4	Bromodichloromethane	54.3		0.20	1.00	ug/L
108-10-1	4-Methyl-2-Pentanone	280		0.87	5.00	ug/L
108-88-3	Toluene	53.7		0.22	1.00	ug/L
10061-02-6	t-1,3-Dichloropropene	47.6		0.18	1.00	ug/L
10061-01-5	cis-1,3-Dichloropropene	51.1		0.17	1.00	ug/L

Report of Analysis

Client:	EA Engineering Science & Technology	Date Collected:	07/20/21
Project:	NYSDEC - National Heatset	Date Received:	07/22/21
Client Sample ID:	152140-MW-1S(OFFSITE)MSD	SDG No.:	M3145
Lab Sample ID:	M3145-08MSD	Matrix:	Water
Analytical Method:	SW8260	% Moisture:	100
Sample Wt/Vol:	5 Units: mL	Final Vol:	5000 uL
Soil Aliquot Vol:	uL	Test:	VOC-TCLVOA-10
GC Column:	DB-624UI ID : 0.18	Level :	LOW

File ID/Qc Batch:	Dilution:	Prep Date	Date Analyzed	Prep Batch ID
VX023436.D	1		07/23/21 20:07	VX072321

CAS Number	Parameter	Conc.	Qualifier	MDL	LOQ / CRQL	Units
79-00-5	1,1,2-Trichloroethane	56.5		0.24	1.00	ug/L
591-78-6	2-Hexanone	280		0.92	5.00	ug/L
124-48-1	Dibromochloromethane	50.4		0.18	1.00	ug/L
106-93-4	1,2-Dibromoethane	55.5		0.16	1.00	ug/L
127-18-4	Tetrachloroethene	50.1		0.17	1.00	ug/L
108-90-7	Chlorobenzene	51.1		0.17	1.00	ug/L
100-41-4	Ethyl Benzene	51.7		0.18	1.00	ug/L
179601-23-1	m/p-Xylenes	100		0.32	2.00	ug/L
95-47-6	o-Xylene	50.6		0.19	1.00	ug/L
100-42-5	Styrene	52.2		0.16	1.00	ug/L
75-25-2	Bromoform	44.5		0.19	1.00	ug/L
98-82-8	Isopropylbenzene	53.6		0.23	1.00	ug/L
79-34-5	1,1,2,2-Tetrachloroethane	52.2		0.29	1.00	ug/L
541-73-1	1,3-Dichlorobenzene	51.2		0.19	1.00	ug/L
106-46-7	1,4-Dichlorobenzene	50.9		0.20	1.00	ug/L
95-50-1	1,2-Dichlorobenzene	51.5		0.19	1.00	ug/L
96-12-8	1,2-Dibromo-3-Chloropropane	46.0		0.47	1.00	ug/L
120-82-1	1,2,4-Trichlorobenzene	50.7		0.30	1.00	ug/L
87-61-6	1,2,3-Trichlorobenzene	52.1		0.35	1.00	ug/L
SURROGATES						
17060-07-0	1,2-Dichloroethane-d4	50.2		78 - 117	100%	SPK: 50
1868-53-7	Dibromofluoromethane	51.3		75 - 124	103%	SPK: 50
2037-26-5	Toluene-d8	51.5		92 - 112	103%	SPK: 50
460-00-4	4-Bromofluorobenzene	52.7		83 - 123	105%	SPK: 50
INTERNAL STANDARDS						
363-72-4	Pentafluorobenzene	204000	5.562			
540-36-3	1,4-Difluorobenzene	330000	6.769			
3114-55-4	Chlorobenzene-d5	306000	10.055			
3855-82-1	1,4-Dichlorobenzene-d4	137000	12.024			

Report of Analysis

Client:	EA Engineering Science & Technology	Date Collected:	07/20/21
Project:	NYSDEC - National Heatset	Date Received:	07/22/21
Client Sample ID:	152140-MW-1S(OFFSITE)MSD	SDG No.:	M3145
Lab Sample ID:	M3145-08MSD	Matrix:	Water
Analytical Method:	SW8260	% Moisture:	100
Sample Wt/Vol:	5 Units: mL	Final Vol:	5000 uL
Soil Aliquot Vol:	uL	Test:	VOC-TCLVOA-10
GC Column:	DB-624UI ID : 0.18	Level :	LOW

File ID/Qc Batch:	Dilution:	Prep Date	Date Analyzed	Prep Batch ID
VX023436.D	1		07/23/21 20:07	VX072321

CAS Number	Parameter	Conc.	Qualifier	MDL	LOQ / CRQL	Units

U = Not Detected
LOQ = Limit of Quantitation
MDL = Method Detection Limit
LOD = Limit of Detection
E = Value Exceeds Calibration Range
Q = indicates LCS control criteria did not meet requirements
M = MS/MSD acceptance criteria did not meet requirements

J = Estimated Value
B = Analyte Found in Associated Method Blank
N = Presumptive Evidence of a Compound
* = Values outside of QC limits
D = Dilution
() = Laboratory InHouse Limit
A = Aldol-Condensation Reaction Products

CALIBRATION SUMMARY

CHEMTECH 284 Sheffield Street, Mountainside, NJ 07092 Phone: 908 789 8900 Fax: 908 789 8922

VOLATILE ORGANICS INITIAL CALIBRATION DATA

Lab Name: CHEMTECH Contract: EAEN05

Lab Code: CHEM Case No.: M3145 SAS No.: M3145 SDG No.: M3145

Instrument ID: MSVOA_X Calibration Date(s): 07/22/2021 07/22/2021

Heated Purge: (Y/N) N Calibration Time(s): 09:34 11:31

GC Column: DB-624UI ID: 0.18 (mm)

LAB FILE ID: RRF001 = VX023367.D RRF005 = VX023368.D RRF020 = VX023369.D
RRF050 = VX023370.D RRF100 = VX023371.D RRF150 = VX023372.D

COMPOUND	RRF001	RRF005	RRF020	RRF050	RRF100	RRF150	$\overline{RRF}$	% RSD
Dichlorodifluoromethane	0.383	0.470	0.450	0.493	0.472	0.492	0.460	8.9
Chloromethane	0.548	0.559	0.489	0.557	0.530	0.532	0.536	4.8
Vinyl Chloride	0.468	0.573	0.510	0.571	0.552	0.580	0.542	8.2
Bromomethane		0.367	0.341	0.312	0.295	0.295	0.322	9.7
Chloroethane	0.327	0.352	0.323	0.355	0.337	0.303	0.333	5.9
Trichlorofluoromethane	0.737	0.950	0.828	0.917	0.894	0.918	0.874	9
1,1,2-Trichlorotrifluoroethane	0.443	0.525	0.466	0.520	0.495	0.522	0.495	6.9
1,1-Dichloroethene	0.454	0.516	0.453	0.510	0.497	0.517	0.491	6.1
Acetone	0.359	0.326	0.280	0.302	0.283	0.285	0.306	10.2
Carbon Disulfide	1.091	1.195	1.068	1.267	1.291	1.356	1.211	9.5
Methyl tert-butyl Ether	1.436	1.780	1.601	1.818	1.763	1.851	1.708	9.3
Methyl Acetate	0.670	0.762	0.674	0.759	0.738	0.760	0.727	6
Methylene Chloride	0.691	0.651	0.523	0.577	0.557	0.571	0.595	10.6
trans-1,2-Dichloroethene	0.477	0.543	0.485	0.545	0.530	0.551	0.522	6.2
1,1-Dichloroethane	0.812	1.022	0.908	1.027	0.995	1.051	0.969	9.4
Cyclohexane		0.964	0.839	0.939	0.916	0.961	0.924	5.5
2-Butanone	0.436	0.495	0.451	0.505	0.479	0.484	0.475	5.5
Carbon Tetrachloride	0.384	0.459	0.420	0.487	0.491	0.519	0.460	10.9
cis-1,2-Dichloroethene	0.523	0.635	0.565	0.639	0.627	0.647	0.606	8.3
Bromochloromethane	0.443	0.502	0.396	0.461	0.440	0.472	0.452	7.9
Chloroform	0.893	1.031	0.919	1.039	1.014	1.056	0.992	6.9
1,1,1-Trichloroethane	0.669	0.865	0.783	0.920	0.902	0.947	0.848	12.3
Methylcyclohexane	0.503	0.582	0.527	0.600	0.594	0.621	0.571	8
Benzene	1.158	1.428	1.260	1.407	1.375	1.419	1.341	8.1
1,2-Dichloroethane	0.456	0.520	0.454	0.518	0.503	0.524	0.496	6.5
Trichloroethene	0.326	0.371	0.346	0.387	0.387	0.393	0.368	7.3
1,2-Dichloropropane	0.306	0.374	0.331	0.375	0.365	0.379	0.355	8.3
Bromodichloromethane	0.350	0.425	0.391	0.471	0.473	0.492	0.434	12.7
4-Methyl-2-Pentanone	0.454	0.577	0.531	0.591	0.537	0.553	0.541	8.9
Toluene	0.690	0.872	0.788	0.884	0.865	0.887	0.831	9.4
t-1,3-Dichloropropene	0.366	0.463	0.458	0.552	0.550	0.569	0.493	15.9
cis-1,3-Dichloropropene	0.417	0.521	0.510	0.595	0.589	0.612	0.541	13.6
1,1,2-Trichloroethane	0.269	0.348	0.326	0.370	0.348	0.358	0.336	10.8

* Compounds with required minimum RRF and maximum %RSD values.
All other compounds must meet a minimum RRF of 0.010.
RRF of 1,4-Dioxane = Value should be divide by 1000.

CHEMTECH 284 Sheffield Street, Mountainside, NJ 07092 Phone: 908 789 8900 Fax: 908 789 8922

VOLATILE ORGANICS INITIAL CALIBRATION DATA

Lab Name: CHEMTECH Contract: EAEN05

Lab Code: CHEM Case No.: M3145 SAS No.: M3145 SDG No.: M3145

Instrument ID: MSVOA_X Calibration Date(s): 07/22/2021 07/22/2021

Heated Purge: (Y/N) N Calibration Time(s): 09:34 11:31

GC Column: DB-624UI ID: 0.18 (mm)

LAB FILE ID: RRF001 = VX023367.D RRF005 = VX023368.D RRF020 = VX023369.D
RRF050 = VX023370.D RRF100 = VX023371.D RRF150 = VX023372.D

COMPOUND	RRF001	RRF005	RRF020	RRF050	RRF100	RRF150	$\overline{RRF}$	% RSD
2-Hexanone	0.331	0.427	0.412	0.449	0.412	0.432	0.410	10
Dibromochloromethane	0.229	0.312	0.306	0.375	0.372	0.387	0.330	18.3
1,2-Dibromoethane	0.297	0.354	0.345	0.392	0.379	0.387	0.359	9.9
Tetrachloroethene	0.358	0.430	0.376	0.414	0.406	0.404	0.398	6.6
Chlorobenzene	0.925	1.072	0.962	1.072	1.048	1.061	1.023	6.2
Ethyl Benzene	1.506	1.808	1.670	1.896	1.880	1.891	1.775	8.9
m/p-Xylenes	0.552	0.718	0.639	0.729	0.720	0.738	0.683	10.7
o-Xylene	0.582	0.696	0.637	0.710	0.706	0.731	0.677	8.3
Styrene	0.816	1.052	1.010	1.163	1.171	1.223	1.072	13.9
Bromoform	0.196	0.235	0.236	0.296	0.301	0.334	0.266	19.5
Isopropylbenzene	3.255	4.118	3.585	4.058	3.857	3.765	3.773	8.5
1,1,2,2-Tetrachloroethane	1.130	1.329	1.185	1.276	1.219	1.234	1.229	5.6
1,3-Dichlorobenzene	1.574	1.742	1.545	1.763	1.743	1.735	1.684	5.8
1,4-Dichlorobenzene	1.688	1.756	1.577	1.737	1.743	1.749	1.709	4
1,2-Dichlorobenzene	1.528	1.687	1.564	1.682	1.656	1.665	1.630	4.1
1,2-Dibromo-3-Chloropropane	0.195	0.254	0.247	0.295	0.298	0.311	0.266	16.3
1,2,4-Trichlorobenzene	0.914	0.992	0.931	1.092	1.096	1.120	1.024	8.8
1,2,3-Trichlorobenzene	0.901	1.003	0.955	1.107	1.112	1.128	1.034	9.2
1,2-Dichloroethane-d4		0.703	0.521	0.611	0.610	0.673	0.624	11.2
Dibromofluoromethane		0.343	0.260	0.308	0.311	0.342	0.313	10.9
Toluene-d8		1.259	0.967	1.137	1.141	1.239	1.149	10.1
4-Bromofluorobenzene		0.385	0.324	0.387	0.398	0.459	0.391	12.3

* Compounds with required minimum RRF and maximum %RSD values.
All other compounds must meet a minimum RRF of 0.010.
RRF of 1,4-Dioxane = Value should be divide by 1000.

CHEMTECH 284 Sheffield Street, Mountainside, NJ 07092 Phone: 908 789 8900 Fax: 908 789 8922

VOLATILE CONTINUING CALIBRATION CHECK

Lab Name: CHEMTECH Contract: EAEN05

Lab Code: CHEM Case No.: M3145 SAS No.: M3145 SDG No.: M3145

Instrument ID: MSVOA_X Calibration Date/Time: 07/22/2021 20:57

Lab File ID: VX023387.D Init. Calib. Date(s): 07/22/2021 07/22/2021

Heated Purge: (Y/N) N Init. Calib. Time(s): 09:34 11:31

GC Column: DB-624UI ID: 0.18 (mm)

COMPOUND	RRF	RRF050	MIN RRF	%D	MAX%D
Dichlorodifluoromethane	0.460	0.485		5.43	20
Chloromethane	0.536	0.541	0.1	0.93	20
Vinyl Chloride	0.542	0.564		4.06	20
Bromomethane	0.322	0.322		0	20
Chloroethane	0.333	0.357		7.21	20
Trichlorofluoromethane	0.874	0.915		4.69	20
1,1,2-Trichlorotrifluoroethane	0.495	0.511		3.23	20
1,1-Dichloroethene	0.491	0.507		3.26	20
Acetone	0.306	0.298		-2.61	20
Carbon Disulfide	1.211	1.195		-1.32	20
Methyl tert-butyl Ether	1.708	1.791		4.86	20
Methyl Acetate	0.727	0.772		6.19	20
Methylene Chloride	0.595	0.580		-2.52	20
trans-1,2-Dichloroethene	0.522	0.536		2.68	20
1,1-Dichloroethane	0.969	1.024	0.1	5.68	20
Cyclohexane	0.924	0.929		0.54	20
2-Butanone	0.475	0.500		5.26	20
Carbon Tetrachloride	0.460	0.479		4.13	20
cis-1,2-Dichloroethene	0.606	0.647		6.77	20
Bromochloromethane	0.452	0.451		-0.22	20
Chloroform	0.992	1.038		4.64	20
1,1,1-Trichloroethane	0.848	0.910		7.31	20
Methylcyclohexane	0.571	0.586		2.63	20
Benzene	1.341	1.406		4.85	20
1,2-Dichloroethane	0.496	0.515		3.83	20
Trichloroethene	0.368	0.387		5.16	20
1,2-Dichloropropane	0.355	0.372		4.79	20
Bromodichloromethane	0.434	0.465		7.14	20
4-Methyl-2-Pentanone	0.541	0.579		7.02	20
Toluene	0.831	0.878		5.66	20
t-1,3-Dichloropropene	0.493	0.522		5.88	20
cis-1,3-Dichloropropene	0.541	0.567		4.81	20
1,1,2-Trichloroethane	0.336	0.368		9.52	20
2-Hexanone	0.410	0.445		8.54	20
Dibromochloromethane	0.330	0.363		10	20
1,2-Dibromoethane	0.359	0.387		7.8	20
Tetrachloroethene	0.398	0.413		3.77	20
Chlorobenzene	1.023	1.058	0.3	3.42	20
Ethyl Benzene	1.775	1.883		6.09	20

All other compounds must meet a minimum RRF of 0.010.
RRF of 1,4-Dioxane = Value should be divide by 1000.

CHEMTECH 284 Sheffield Street, Mountainside, NJ 07092 Phone: 908 789 8900 Fax: 908 789 8922

VOLATILE CONTINUING CALIBRATION CHECK

Lab Name: CHEMTECH Contract: EAEN05

Lab Code: CHEM Case No.: M3145 SAS No.: M3145 SDG No.: M3145

Instrument ID: MSVOA_X Calibration Date/Time: 07/22/2021 20:57

Lab File ID: VX023387.D Init. Calib. Date(s): 07/22/2021 07/22/2021

Heated Purge: (Y/N) N Init. Calib. Time(s): 09:34 11:31

GC Column: DB-624UI ID: 0.18 (mm)

COMPOUND	RRF	RRF050	MIN RRF	%D	MAX%D
m/p-Xylenes	0.683	0.714		4.54	20
o-Xylene	0.677	0.708		4.58	20
Styrene	1.072	1.166		8.77	20
Bromoform	0.266	0.286	0.1	7.52	20
Isopropylbenzene	3.773	3.977		5.41	20
1,1,2,2-Tetrachloroethane	1.229	1.281	0.3	4.23	20
1,3-Dichlorobenzene	1.684	1.760		4.51	20
1,4-Dichlorobenzene	1.709	1.753		2.58	20
1,2-Dichlorobenzene	1.630	1.704		4.54	20
1,2-Dibromo-3-Chloropropane	0.266	0.286		7.52	20
1,2,4-Trichlorobenzene	1.024	1.086		6.05	20
1,2,3-Trichlorobenzene	1.034	1.100		6.38	20
1,2-Dichloroethane-d4	0.624	0.626		0.32	20
Dibromofluoromethane	0.313	0.318		1.6	20
Toluene-d8	1.149	1.154		0.44	20
4-Bromofluorobenzene	0.391	0.396		1.28	20

All other compounds must meet a minimum RRF of 0.010.
RRF of 1,4-Dioxane = Value should be divide by 1000.

CHEMTECH 284 Sheffield Street, Mountainside, NJ 07092 Phone: 908 789 8900 Fax: 908 789 8922

VOLATILE CONTINUING CALIBRATION CHECK

Lab Name: CHEMTECH Contract: EAEN05

Lab Code: CHEM Case No.: M3145 SAS No.: M3145 SDG No.: M3145

Instrument ID: MSVOA_X Calibration Date/Time: 07/23/2021 09:41

Lab File ID: VX023412.D Init. Calib. Date(s): 07/22/2021 07/22/2021

Heated Purge: (Y/N) N Init. Calib. Time(s): 09:34 11:31

GC Column: DB-624UI ID: 0.18 (mm)

COMPOUND	RRF	RRF050	MIN RRF	%D	MAX%D
Dichlorodifluoromethane	0.460	0.456		-0.87	20
Chloromethane	0.536	0.508	0.1	-5.22	20
Vinyl Chloride	0.542	0.513		-5.35	20
Bromomethane	0.322	0.286		-11.18	20
Chloroethane	0.333	0.323		-3	20
Trichlorofluoromethane	0.874	0.827		-5.38	20
1,1,2-Trichlorotrifluoroethane	0.495	0.489		-1.21	20
1,1-Dichloroethene	0.491	0.461		-6.11	20
Acetone	0.306	0.353		15.36	20
Carbon Disulfide	1.211	1.083		-10.57	20
Methyl tert-butyl Ether	1.708	1.596		-6.56	20
Methyl Acetate	0.727	0.656		-9.77	20
Methylene Chloride	0.595	0.524		-11.93	20
trans-1,2-Dichloroethene	0.522	0.497		-4.79	20
1,1-Dichloroethane	0.969	0.918	0.1	-5.26	20
Cyclohexane	0.924	0.868		-6.06	20
2-Butanone	0.475	0.486		2.32	20
Carbon Tetrachloride	0.460	0.461		0.22	20
cis-1,2-Dichloroethene	0.606	0.578		-4.62	20
Bromochloromethane	0.452	0.479		5.97	20
Chloroform	0.992	0.947		-4.54	20
1,1,1-Trichloroethane	0.848	0.823		-2.95	20
Methylcyclohexane	0.571	0.594		4.03	20
Benzene	1.341	1.338		-0.22	20
1,2-Dichloroethane	0.496	0.490		-1.21	20
Trichloroethene	0.368	0.372		1.09	20
1,2-Dichloropropane	0.355	0.351		-1.13	20
Bromodichloromethane	0.434	0.441		1.61	20
4-Methyl-2-Pentanone	0.541	0.536		-0.92	20
Toluene	0.831	0.852		2.53	20
t-1,3-Dichloropropene	0.493	0.517		4.87	20
cis-1,3-Dichloropropene	0.541	0.553		2.22	20
1,1,2-Trichloroethane	0.336	0.353		5.06	20
2-Hexanone	0.410	0.425		3.66	20
Dibromochloromethane	0.330	0.349		5.76	20
1,2-Dibromoethane	0.359	0.373		3.9	20
Tetrachloroethene	0.398	0.397		-0.25	20
Chlorobenzene	1.023	0.995	0.3	-2.74	20
Ethyl Benzene	1.775	1.804		1.63	20

All other compounds must meet a minimum RRF of 0.010.
RRF of 1,4-Dioxane = Value should be divide by 1000.

CHEMTECH 284 Sheffield Street, Mountainside, NJ 07092 Phone: 908 789 8900 Fax: 908 789 8922

VOLATILE CONTINUING CALIBRATION CHECK

Lab Name: CHEMTECH Contract: EAEN05

Lab Code: CHEM Case No.: M3145 SAS No.: M3145 SDG No.: M3145

Instrument ID: MSVOA_X Calibration Date/Time: 07/23/2021 09:41

Lab File ID: VX023412.D Init. Calib. Date(s): 07/22/2021 07/22/2021

Heated Purge: (Y/N) N Init. Calib. Time(s): 09:34 11:31

GC Column: DB-624UI ID: 0.18 (mm)

COMPOUND	RRF	RRF050	MIN RRF	%D	MAX%D
m/p-Xylenes	0.683	0.688		0.73	20
o-Xylene	0.677	0.660		-2.51	20
Styrene	1.072	1.086		1.31	20
Bromoform	0.266	0.257	0.1	-3.38	20
Isopropylbenzene	3.773	3.845		1.91	20
1,1,2,2-Tetrachloroethane	1.229	1.158	0.3	-5.78	20
1,3-Dichlorobenzene	1.684	1.674		-0.59	20
1,4-Dichlorobenzene	1.709	1.656		-3.1	20
1,2-Dichlorobenzene	1.630	1.604		-1.6	20
1,2-Dibromo-3-Chloropropane	0.266	0.248		-6.77	20
1,2,4-Trichlorobenzene	1.024	1.044		1.95	20
1,2,3-Trichlorobenzene	1.034	1.051		1.64	20
1,2-Dichloroethane-d4	0.624	0.634		1.6	20
Dibromofluoromethane	0.313	0.332		6.07	20
Toluene-d8	1.149	1.244		8.27	20
4-Bromofluorobenzene	0.391	0.438		12.02	20

All other compounds must meet a minimum RRF of 0.010.
RRF of 1,4-Dioxane = Value should be divide by 1000.

CHEMTECH 284 Sheffield Street, Mountainside, NJ 07092 Phone: 908 789 8900 Fax: 908 789 8922

VOLATILE CONTINUING CALIBRATION CHECK

Lab Name: CHEMTECH Contract: EAEN05

Lab Code: CHEM Case No.: M3145 SAS No.: M3145 SDG No.: M3145

Instrument ID: MSVOA_X Calibration Date/Time: 07/26/2021 10:13

Lab File ID: VX023439.D Init. Calib. Date(s): 07/22/2021 07/22/2021

Heated Purge: (Y/N) N Init. Calib. Time(s): 09:34 11:31

GC Column: DB-624UI ID: 0.18 (mm)

COMPOUND	RRF	RRF050	MIN RRF	%D	MAX%D
Dichlorodifluoromethane	0.460	0.492		6.96	20
Chloromethane	0.536	0.523	0.1	-2.42	20
Vinyl Chloride	0.542	0.547		0.92	20
Bromomethane	0.322	0.311		-3.42	20
Chloroethane	0.333	0.344		3.3	20
Trichlorofluoromethane	0.874	0.924		5.72	20
1,1,2-Trichlorotrifluoroethane	0.495	0.526		6.26	20
1,1-Dichloroethene	0.491	0.496		1.02	20
Acetone	0.306	0.318		3.92	20
Carbon Disulfide	1.211	1.208		-0.25	20
Methyl tert-butyl Ether	1.708	1.832		7.26	20
Methyl Acetate	0.727	0.743		2.2	20
Methylene Chloride	0.595	0.553		-7.06	20
trans-1,2-Dichloroethene	0.522	0.525		0.57	20
1,1-Dichloroethane	0.969	1.012	0.1	4.44	20
Cyclohexane	0.924	0.925		0.11	20
2-Butanone	0.475	0.490		3.16	20
Carbon Tetrachloride	0.460	0.507		10.22	20
cis-1,2-Dichloroethene	0.606	0.628		3.63	20
Bromochloromethane	0.452	0.447		-1.11	20
Chloroform	0.992	1.023		3.13	20
1,1,1-Trichloroethane	0.848	0.902		6.37	20
Methylcyclohexane	0.571	0.625		9.46	20
Benzene	1.341	1.425		6.26	20
1,2-Dichloroethane	0.496	0.539		8.67	20
Trichloroethene	0.368	0.391		6.25	20
1,2-Dichloropropane	0.355	0.384		8.17	20
Bromodichloromethane	0.434	0.488		12.44	20
4-Methyl-2-Pentanone	0.541	0.585		8.13	20
Toluene	0.831	0.884		6.38	20
t-1,3-Dichloropropene	0.493	0.566		14.81	20
cis-1,3-Dichloropropene	0.541	0.611		12.94	20
1,1,2-Trichloroethane	0.336	0.371		10.42	20
2-Hexanone	0.410	0.440		7.32	20
Dibromochloromethane	0.330	0.377		14.24	20
1,2-Dibromoethane	0.359	0.401		11.7	20
Tetrachloroethene	0.398	0.441		10.8	20
Chlorobenzene	1.023	1.082	0.3	5.77	20
Ethyl Benzene	1.775	1.929		8.68	20

All other compounds must meet a minimum RRF of 0.010.
RRF of 1,4-Dioxane = Value should be divide by 1000.

CHEMTECH 284 Sheffield Street, Mountainside, NJ 07092 Phone: 908 789 8900 Fax: 908 789 8922

VOLATILE CONTINUING CALIBRATION CHECK

Lab Name: CHEMTECH Contract: EAEN05

Lab Code: CHEM Case No.: M3145 SAS No.: M3145 SDG No.: M3145

Instrument ID: MSVOA_X Calibration Date/Time: 07/26/2021 10:13

Lab File ID: VX023439.D Init. Calib. Date(s): 07/22/2021 07/22/2021

Heated Purge: (Y/N) N Init. Calib. Time(s): 09:34 11:31

GC Column: DB-624UI ID: 0.18 (mm)

COMPOUND	RRF	RRF050	MIN RRF	%D	MAX%D
m/p-Xylenes	0.683	0.739		8.2	20
o-Xylene	0.677	0.709		4.73	20
Styrene	1.072	1.181		10.17	20
Bromoform	0.266	0.294	0.1	10.53	20
Isopropylbenzene	3.773	4.068		7.82	20
1,1,2,2-Tetrachloroethane	1.229	1.262	0.3	2.68	20
1,3-Dichlorobenzene	1.684	1.782		5.82	20
1,4-Dichlorobenzene	1.709	1.761		3.04	20
1,2-Dichlorobenzene	1.630	1.731		6.2	20
1,2-Dibromo-3-Chloropropane	0.266	0.280		5.26	20
1,2,4-Trichlorobenzene	1.024	1.120		9.38	20
1,2,3-Trichlorobenzene	1.034	1.123		8.61	20
1,2-Dichloroethane-d4	0.624	0.614		-1.6	20
Dibromofluoromethane	0.313	0.314		0.32	20
Toluene-d8	1.149	1.133		-1.39	20
4-Bromofluorobenzene	0.391	0.396		1.28	20

All other compounds must meet a minimum RRF of 0.010.
RRF of 1,4-Dioxane = Value should be divide by 1000.

SHIPPING DOCUMENTS

CHEMTECH
CHAIN OF CUSTODY RECORD

284 Sheffield Street, Mountainside, NJ 07092
(908) 789-8900 • Fax (908) 789-8922
www.chemtech.net

CHEMTECH PROJECT NO.
QUOTE NO. M3145
COC Number 2032588

6
6.1

CLIENT INFORMATION

REPORT TO BE SENT TO:
COMPANY: EA Engineering
ADDRESS: 269 W. Jefferson St.
CITY Syracuse STATE NY ZIP: 13202
ATTENTION: Megan Miller
PHONE: 716 680 2618 FAX:

CLIENT PROJECT INFORMATION

PROJECT NAME: National Heatset
PROJECT NO.: 1602518 LOCATION: Farmingdale, NY
PROJECT MANAGER: Megan Miller
e-mail: mmiller@eaest.com
PHONE: 716 680 2618 FAX:

CLIENT BILLING INFORMATION

BILL TO: PO#:
ADDRESS:
CITY STATE: ZIP:
ATTENTION: PHONE:

DATA TURNAROUND INFORMATION

FAX (RUSH) _____ DAYS*
HARDCOPY (DATA PACKAGE): Standard DAYS*
EDD: _____ DAYS*
*TO BE APPROVED BY CHEMTECH
STANDARD HARDCOPY TURNAROUND TIME IS 10 BUSINESS DAYS

DATA DELIVERABLE INFORMATION

❑ Level 1 (Results Only) ❑ Level 4 (QC + Full Raw Data)
❑ Level 2 (Results + QC) ❑ NJ Reduced ❑ US EPA CLP
❑ Level 3 (Results + QC + Raw Data) ❑ NYS ASP A ☒ NYS ASP B ❑ Other _____
☒ EDD FORMAT NYSDEC Equis

ANALYSIS

1 VOC-TCL VOA-10 2 3 4 5 6 7 8 9

CHEMTECH SAMPLE ID	PROJECT SAMPLE IDENTIFICATION	SAMPLE MATRIX	SAMPLE TYPE COMP	SAMPLE TYPE GRAB	SAMPLE COLLECTION DATE	SAMPLE COLLECTION TIME	# OF BOTTLES	PRESERVATIVES 1 HCl	2	3	4	5	6	7	8	9	COMMENTS
1.	152140 - DDC-5-PS	GW		X	7/19/21	1645	2	X									
2.	" - DDC-6-PD			X		1708		X									
3.	" - DDC-5-PD			X		1730		X									
4.	" - RB-71921			X		1700		X									
5.	" - DDC-7-PS			X	7/20/21	1331		X									
6.	" - MW-1S (offsite)			X		1631	6	X									MS/MSD
7.	" - DDC-8-PD			X		1431	2	X									
8.	" - MW-25 (offsite)			X		1554		X									
9.	" - MW-35 (offsite)			X		0822		X									
10.	" - MW-2D (offsite)			X		1549		X									

Specify Preservatives: A-HCl B-HN03 C-H2SO4 D-NaOH E-ICE F-OTHER

SAMPLE CUSTODY MUST BE DOCUMENTED BELOW EACH TIME SAMPLES CHANGE POSSESSION INCLUDING COURIER DELIVERY

RELINQUISHED BY SAMPLER:	DATE/TIME:	RECEIVED BY:
1.	7/22/21 1030	1.
2.	7-22-21 12:17	2.
3.		3.

Conditions of bottles or coolers at receipt: ❑ COMPLIANT ❑ NON COMPLIANT ❑ COOLER TEMP 3.1-C °C
Comments:

Page ____ of ____
CLIENT: ❑ Hand Delivered ❑ Other _____
CHEMTECH: ❑ Picked Up ❑ Field Sampling
Shipment Complete ❑ YES ❑ NO

CHEMTECH
CHAIN OF CUSTODY RECORD

Page 2 of 7

284 Sheffield Street, Mountainside, NJ 07092
(908) 789-8900 • Fax (908) 789-8922
www.chemtech.net

CHEMTECH PROJECT NO.
QUOTE NO. M3145
COC Number 2032590

6
6.1

CLIENT INFORMATION

REPORT TO BE SENT TO:
COMPANY:
ADDRESS:
CITY STATE: See ZIP:
ATTENTION:
PHONE: FAX:

CLIENT PROJECT INFORMATION

PROJECT NAME: #1
PROJECT NO.: Page LOCATION:
PROJECT MANAGER:
e-mail:
PHONE: FAX:

CLIENT BILLING INFORMATION

BILL TO: PO#:
ADDRESS:
CITY STATE: ZIP:
ATTENTION: PHONE:

DATA TURNAROUND INFORMATION

FAX (RUSH) _____ DAYS*
HARDCOPY (DATA PACKAGE): Standard DAYS*
EDD: _____ DAYS*
*TO BE APPROVED BY CHEMTECH
STANDARD HARDCOPY TURNAROUND TIME IS 10 BUSINESS DAYS

DATA DELIVERABLE INFORMATION

- ❑ Level 1 (Results Only)
- ❑ Level 2 (Results + QC)
- ❑ Level 3 (Results + QC + Raw Data)
- ❑ Level 4 (QC + Full Raw Data)
- ❑ NJ Reduced ❑ US EPA CLP
- ❑ NYS ASP A ☒ NYS ASP B
- ❑ Other _____
- ❑ EDD FORMAT NYSDEC Equis

ANALYSIS

1 VOC-TCL VOA-10 2 3 4 5 6 7 8 9

PRESERVATIVES

COMMENTS

← Specify Preservatives
A-HCl D-NaOH
B-HN03 E-ICE
C-H2SO4 F-OTHER

CHEMTECH SAMPLE ID	PROJECT SAMPLE IDENTIFICATION	SAMPLE MATRIX	SAMPLE TYPE COMP	SAMPLE TYPE GRAB	SAMPLE COLLECTION DATE	SAMPLE COLLECTION TIME	# OF BOTTLES	PRESERVATIVES 1 HCl	2	3	4	5	6	7	8	9
1.	152140 - DDC-9-PS	GW		X	7/20/21	1515	2	X								
2.	" - MW-3D (offsite)			X		0854		X								
3.	" - DDC-10-PS			X		1426		X								
4.	" - MW-F			X		1156		X								
5.	" - MW-C			X		1056		X								
6.	" - FD-1			X		X		X								
7.	" - MW-14D			X	7/21/21	1631		X								
8.	" - DDC-1-PDB			X		1215		X								
9.	" - MW-35 (onsite)			X		0953		X								
10.	" - FD-3			X				X								

SAMPLE CUSTODY MUST BE DOCUMENTED BELOW EACH TIME SAMPLES CHANGE POSSESSION INCLUDING COURIER DELIVERY

RELINQUISHED BY SAMPLER:	DATE/TIME:	RECEIVED BY:
1.	7/22/21 1030	1.
2.	7-22-21 1217	2.
3.		3.

Conditions of bottles or coolers at receipt: ❑ COMPLIANT ❑ NON COMPLIANT ❑ COOLER TEMP 3.1 °C
Comments:

Page ____ of ____

CLIENT: ❑ Hand Delivered ❑ Other _____
CHEMTECH: ❑ Picked Up ❑ Field Sampling

Shipment Complete ❑ YES ❑ NO

WHITE - CHEMTECH COPY FOR RETURN TO CLIENT YELLOW - CHEMTECH COPY PINK - SAMPLER COPY

Laboratory Certification

Certified By	License No.
CAS EPA CLP Contract	68HERH20D0011
Connecticut	PH-0649
DOD ELAP (L-A-B)	L2219
Maine	2020021
Maryland	296
New Hampshire	255420
New Jersey	20012
New York	11376
Pennsylvania	68-00548
Soil Permit	P330-21-00137
Texas	T104704488-21-14

CHEMTECH

LOGIN REPORT/SAMPLE TRANSFER

Order ID : M3145 EAEN05
Client Name : EA Engineering Science &
Client Contact : Emily Cummings
Invoice Name : EA Engineering Science &
Invoice Contact : Emily Cummings

Order Date : 7/22/2021 12:39:00 PM
Project Name : NYSDEC - National Heatse
Receive DateTime : 7/22/2021 12:17:00 PM
Purchase Order :

Project Mgr :
Report Type : NYS ASP B
EDD Type : NYSDEC EDD V-4
Hard Copy Date :
Date Signoff :

LAB ID	CLIENT ID	MATRIX	SAMPLE DATE	SAMPLE TIME	TEST	TEST GROUP	METHOD	FAX DATE	DUE DATES
M3145-01	152140-DDC-5-PS	Water	07/19/2021	16:45					
					VOC-TCLVOA-10		8260-Low		10 Bus. Days
M3145-02	152140-DDC-6-PD	Water	07/19/2021	17:08					
					VOC-TCLVOA-10		8260-Low		10 Bus. Days
M3145-03	152140-DDC-5-PD	Water	07/19/2021	17:30					
					VOC-TCLVOA-10		8260-Low		10 Bus. Days
M3145-04	152140-RB-71921	Water	07/19/2021	17:00					
					VOC-TCLVOA-10		8260-Low		10 Bus. Days
M3145-05	152140-DDC-7-PS	Water	07/20/2021	13:31					
					VOC-TCLVOA-10		8260-Low		10 Bus. Days
M3145-06	152140-MW-1S(OFFSITE)	Water	07/20/2021	16:31					
					VOC-TCLVOA-10		8260-Low		10 Bus. Days
M3145-07	M3145-06MS	Water	07/20/2021	16:31					
					VOC-TCLVOA-10		8260-Low		10 Bus. Days
M3145-08	M3145-06MSD	Water	07/20/2021	16:31					
					VOC-TCLVOA-10		8260-Low		10 Bus. Days
M3145-09	152140-DDC-8-PD	Water	07/20/2021	14:31					

CHEMTECH

LOGIN REPORT/SAMPLE TRANSFER

Order ID : M3145 EAEN05 **Order Date :** 7/22/2021 12:39:00 PM **Project Mgr :**
Client Name : EA Engineering Science & **Project Name :** NYSDEC - National Heatse **Report Type :** NYS ASP B
Client Contact : Emily Cummings **Receive DateTime :** 7/22/2021 12:17:00 PM **EDD Type :** NYSDEC EDD V-4
Invoice Name : EA Engineering Science & **Purchase Order :** **Hard Copy Date :**
Invoice Contact : Emily Cummings **Date Signoff :**

LAB ID	CLIENT ID	MATRIX	SAMPLE DATE	SAMPLE TIME	TEST	TEST GROUP	METHOD		FAX DATE	DUE DATES
					VOC-TCLVOA-10		8260-Low	10 Bus. Days		
M3145-10	152140-MW-2S(OFFSIDE)	Water	07/20/2021	15:54						
					VOC-TCLVOA-10		8260-Low	10 Bus. Days		
M3145-11	152140-MW-3S(OFFSITE)	Water	07/20/2021	08:22						
					VOC-TCLVOA-10		8260-Low	10 Bus. Days		
M3145-12	152140-MW-2D(OFFSITE)	Water	07/20/2021	15:49						
					VOC-TCLVOA-10		8260-Low	10 Bus. Days		
M3145-13	152140-DDC-9-PS	Water	07/20/2021	15:15						
					VOC-TCLVOA-10		8260-Low	10 Bus. Days		
M3145-14	152140-MW-3D(OFFSITE)	Water	07/20/2021	08:54						
					VOC-TCLVOA-10		8260-Low	10 Bus. Days		
M3145-15	152140-DDC-10-PS	Water	07/20/2021	14:26						
					VOC-TCLVOA-10		8260-Low	10 Bus. Days		
M3145-16	152140-MW-F	Water	07/20/2021	11:56						
					VOC-TCLVOA-10		8260-Low	10 Bus. Days		
M3145-17	152140-MW-C	Water	07/20/2021	10:56						
					VOC-TCLVOA-10		8260-Low	10 Bus. Days		

CHEMTECH

LOGIN REPORT/SAMPLE TRANSFER

Order ID : M3145 EAEN05
Client Name : EA Engineering Science &
Client Contact : Emily Cummings
Invoice Name : EA Engineering Science &
Invoice Contact : Emily Cummings

Order Date : 7/22/2021 12:39:00 PM
Project Name : NYSDEC - National Heatse
Receive DateTime : 7/22/2021 12:17:00 PM
Purchase Order :

Project Mgr :
Report Type : NYS ASP B
EDD Type : NYSDEC EDD V-4
Hard Copy Date :
Date Signoff :

LAB ID	CLIENT ID	MATRIX	SAMPLE DATE	SAMPLE TIME	TEST	TEST GROUP	METHOD	FAX DATE	DUE DATES
M3145-18	152140-FD-1	Water	07/20/2021	00:00					
					VOC-TCLVOA-10		8260-Low		10 Bus. Days
M3145-19	152140-MW-14D	Water	07/21/2021	16:31					
					VOC-TCLVOA-10		8260-Low		10 Bus. Days
M3145-20	152140-DDC-1-PDB	Water	07/21/2021	12:15					
					VOC-TCLVOA-10		8260-Low		10 Bus. Days
M3145-21	152140-MW-3S(ONSITE)	Water	07/21/2021	09:53					
					VOC-TCLVOA-10		8260-Low		10 Bus. Days
M3145-22	152140-FD-3	Water	07/21/2021	00:00					
					VOC-TCLVOA-10		8260-Low		10 Bus. Days

Relinguished By : CL
Date / Time : 7-22-21 1505

Received By :
Date / Time : 7-22-21 15:05

Storage Area : VOA Refridgerator Room

CHEMTECH

ANALYTICAL RESULTS SUMMARY

VOLATILE ORGANICS

PROJECT NAME : NYSDEC - NATIONAL HEATSET

EA ENGINEERING SCIENCE & TECHNOLOGY

269 W. Jefferson Street

Syracuse, NY - 13202

Phone No: 315-431-4610

ORDER ID : M3146

ATTENTION : Emily Cummings

Table Of Contents for M3146

1) Signature Page 3

2) Case Narrative 7

2.1) VOC-TCLVOA-10- Case Narrative 7

3) Qualifier Page 9

4) QA Checklist 10

5) VOC-TCLVOA-10 Data 11

6) Shipping Document 150

6.1) CHAIN OF CUSTODY 151

6.2) Lab Certificate 158

6.3) Internal COC 159

NEW YORK STATE DEPARTMENT OF ENVIRONMENTAL CONSERVATION
FORM S-I

SAMPLE IDENTIFICATION AND ANALYTICAL REQUIREMENT SUMMARY

NYSDEC Sample ID/Code	Laboratory Sampl ID/Code	VOA GC/MS (Method #)	BNA GC/MS (Method #)	VOA GC (Method #)	Pest PCBs (Method #)	Metals (Method #)	Other (Method #)
152140-DDC-10-PD	M3146-01	8260-Low					
152140-DDC-7-PD	M3146-02	8260-Low					
152140-DDC-6-PS	M3146-03	8260-Low					
152140-DDC-9-PD	M3146-04	8260-Low					
152140-FD-02	M3146-05	8260-Low					
152140-MW-E	M3146-06	8260-Low					
152140-MW-1D(OFFSITE)	M3146-07	8260-Low					
152140-MW-6	M3146-08	8260-Low					
152140-DDC-8-PS	M3146-09	8260-Low					
152140-DDC-2-PS	M3146-10	8260-Low					
152140-MW-1S(ONSITE)	M3146-11	8260-Low					
152140-DDC-3-PS	M3146-12	8260-Low					
152140-MW-6S	M3146-13	8260-Low					
152140-MW-10(ONSITE)	M3146-14	8260-Low					
152140-DDC-4-PS	M3146-15	8260-Low					
152140-MW-14S	M3146-16	8260-Low					
152140-MW-1D(ONSITE)	M3146-17	8260-Low					
152140-MW-15D	M3146-18	8260-Low					
152140-DDC-4-PD	M3146-21	8260-Low					

CHEMTECH

NEW YORK STATE DEPARTMENT OF ENVIRONMENTAL CONSERVATION

FORM S-IIb

SAMPLE PREPARATION AND ANALYSIS SUMMARY VOLATILE (VOA) ANALYSES

Laboratory Sample ID	Matrix	Date Collected	Date Rec'd at Lab	Date Extracted	Date Analyzed
M3146-01	Water	07/20/21	07/22/21		07/27/21
M3146-02	Water	07/20/21	07/22/21		07/27/21
M3146-03	Water	07/20/21	07/22/21		07/27/21
M3146-04	Water	07/20/21	07/22/21		07/27/21
M3146-05	Water	07/20/21	07/22/21		07/26/21
M3146-06	Water	07/20/21	07/22/21		07/23/21
M3146-07	Water	07/20/21	07/22/21		07/23/21
M3146-08	Water	07/20/21	07/22/21		07/23/21
M3146-09	Water	07/19/21	07/22/21		07/27/21
M3146-10	Water	07/21/21	07/22/21		07/27/21
M3146-11	Water	07/21/21	07/22/21		07/23/21
M3146-12	Water	07/21/21	07/22/21		07/27/21
M3146-13	Water	07/21/21	07/22/21		07/23/21
M3146-14	Water	07/21/21	07/22/21		07/23/21
M3146-15	Water	07/21/21	07/22/21		07/27/21
M3146-16	Water	07/21/21	07/22/21		07/26/21
M3146-17	Water	07/21/21	07/22/21		07/26/21
M3146-18	Water	07/21/21	07/22/21		07/26/21
M3146-21	Water	07/21/21	07/22/21		07/27/21

*** Details For Test :** VOC-TCLVOA-10

NEW YORK STATE DEPARTMENT OF ENVIRONMENTAL CONSERVATION

FORM S-III

SAMPLE PREPARATION AND ANALYSIS SUMMARY MISCELLANEOUS ORGANIC ANALYSES

Laboratory Sample ID	Matrix	Analytical Protocol	Extraction Method	Auxiliary Cleanup	Dil/Conc Factor
M3146-01	Water	8260-Low	5030		
M3146-02	Water	8260-Low	5030		
M3146-03	Water	8260-Low	5030		
M3146-04	Water	8260-Low	5030		
M3146-05	Water	8260-Low	5030		
M3146-06	Water	8260-Low	5030		
M3146-07	Water	8260-Low	5030		
M3146-08	Water	8260-Low	5030		
M3146-09	Water	8260-Low	5030		
M3146-10	Water	8260-Low	5030		
M3146-11	Water	8260-Low	5030		
M3146-12	Water	8260-Low	5030		
M3146-13	Water	8260-Low	5030		
M3146-14	Water	8260-Low	5030		
M3146-15	Water	8260-Low	5030		
M3146-16	Water	8260-Low	5030		
M3146-17	Water	8260-Low	5030		
M3146-18	Water	8260-Low	5030		
M3146-19	Water	8260-Low	5030		
M3146-20	Water	8260-Low	5030		
M3146-21	Water	8260-Low	5030		

CHEMTECH 284 Sheffield Street, Mountainside, NJ 07092 Phone: 908 789 8900 Fax: 908 789 8922

Cover Page

Order ID : M3146

Project ID : NYSDEC - National Heatset

Client : EA Engineering Science & Technology

Lab Sample Number	Client Sample Number
M3146-01	152140-DDC-10-PD
M3146-02	152140-DDC-7-PD
M3146-03	152140-DDC-6-PS
M3146-04	152140-DDC-9-PD
M3146-05	152140-FD-02
M3146-06	152140-MW-E
M3146-07	152140-MW-1D(OFFSITE)
M3146-08	152140-MW-6
M3146-09	152140-DDC-8-PS
M3146-10	152140-DDC-2-PS
M3146-11	152140-MW-1S(ONSITE)
M3146-12	152140-DDC-3-PS
M3146-13	152140-MW-6S
M3146-14	152140-MW-10(ONSITE)
M3146-15	152140-DDC-4-PS
M3146-16	152140-MW-14S
M3146-17	152140-MW-1D(ONSITE)
M3146-18	152140-MW-15D
M3146-19	152140-MW-15DMS
M3146-20	152140-MW-15DMSD
M3146-21	152140-DDC-4-PD

I certify that the data package is in compliance with the terms and conditions of the contract,both technically and for completeness, for other than the conditions detailed above. Release of the data contained in this hard copy data package has been authorized by the laboratory manager or his designee, as verified by the following signature.

Signature : N. N. Pandya

APPROVED

Date: 7/31/2021

By Nimisha Pandya, QA/QC Supervisor at 3:15 pm, Aug 04, 2021

NYDOH CERTIFICATION NO - 11376

NJDEP CERTIFICATION NO - 20012

CHEMTECH
284 Sheffield Street, Mountainside, NJ 07092 Phone: 908 789 8900 Fax: 908 789 8922

CASE NARRATIVE

EA Engineering Science & Technology
Project Name: NYSDEC - National Heatset
Project # N/A
Chemtech Project # M3146
Test Name: VOC-TCLVOA-10

A. Number of Samples and Date of Receipt:
21 Water samples were received on 07/22/2021.

B. Parameters
According to the Chain of Custody document, the following analyses were requested: VOC-TCLVOA-10. This data package contains results for VOC-TCLVOA-10.

C. Analytical Techniques:
The analysis performed on instrument MSVOA_X were done using GC column DB-624UI 20m 0.18mm 1.0 um. Cat#121-1324UIThe analysis of VOC-TCLVOA-10 was based on method 8260-Low.

D. QA/ QC Samples:
The Holding Times were met for all analysis.
The Surrogate recoveries met the acceptable criteria.
The Internal Standards Areas met the acceptable requirements.
The Retention Times were acceptable for all samples.
The MS recoveries met the requirements for all compounds.
The MSD recoveries met the acceptable requirements.
The RPD met criteria.
The Blank Spike met requirements for all samples.

The Blank analysis did not indicate the presence of lab contamination.
The % RSD is greater than 15% in the Initial Calibration method (82X072221W.M) for t-1,3-Dichloropropene,Dibromochloromethane,Bromoform,1,2-Dibromo-3-Chloropropane are passing on Linear Regression
The Continuous Calibration met the requirements.
The Tuning criteria met requirements.

E. Additional Comments:
Trip Blank was not provided with this set of samples.

Please use %D calculated based on Avg RF and CCRF for all compounds using Average Response Factor when the %RSD value for a compound is <15% for the Initial Calibration curve and use %D calculated based on Amount added and Calculated amount for all compounds using Linear Regression when the %RSD value for a compound is > 15% for the Initial Calibration curve for SW-846 analysis.

CHEMTECH
284 Sheffield Street, Mountainside, NJ 07092 Phone: 908 789 8900 Fax: 908 789 8922

F. Manual Integration Comments:
Please refer to the Manual integration Report included with the Run Logs for information on the manual integrations performed.

I certify that the data package is in compliance with the terms and conditions of the contract, both technically and for completeness, for other than the conditions detailed above. The laboratory manager or his designee, as verified by the following signature has authorized release of the data contained in this hard copy data package.

Signature___ N. N. Pandya

APPROVED
By Nimisha Pandya, QA/QC Supervisor at 3:15 pm, Aug 04, 2021

DATA REPORTING QUALIFIERS- ORGANIC

For reporting results, the following " Results Qualifiers" are used:

Value	If the result is a value greater than or equal to the detection limit, report the value
U	Indicates the compound was analyzed for but was not detected. Report the minimum detection limit for the sample with the U, i.e. "10 U". This is not necessarily the instrument detection limit attainable for this particular sample based on any concentration or dilution that may have been required.
ND	Indicates the analyte was analyzed for, but not detected
J	Indicates an estimated value**.** This flag is used: (1) When estimating a concentration for a tentatively identified compound (library search hits, where a 1:1 response is assumed.) (2) When the mass spectral data indicated the identification, however the result was less than the specified detection limit greater than zero. If the detection limit was 10ug/L and a concentration of 3 ug/L was calculated report as 3 J. This is flag is used when similar situation arise on any organic parameter i.e. Pest, PCB and others.
B	Indicates the analyte was found in the blank as well as the sample report as "12 B".
E	Indicates the analyte 's concentration exceeds the calibrated range of the instrument for that specific analysis.
D	This flag identifies all compounds identified in an analysis at a secondary dilution factor.
P	This flag is used for Pesticide/PCB target analyte when there is >25% difference for detected concentrations between the two GC columns. The lower of the two values is reported on Form 1 and flagged with a "P".
N	This flag indicates presumptive evidence of a compound. This is only used for tentatively identified compounds (TICs), where the identification is based on a mass spectral library search. It applies to all TIC results. For generic characterization of a TIC, such as chlorinated hydrocarbon, the flag is not used.
A	This flag indicates that a Tentatively Identified Compound is a suspected aldol-condensation product.
Q	Indicates the LCS did not meet the control limits requirements

APPENDIX A

QA REVIEW GENERAL DOCUMENTATION

Project #: M3146

	Completed
For thorough review, the report must have the following:	
GENERAL:	
Are all original paperwork present (chain of custody, record of communication,airbill, sample management lab chronicle, login page)	✓
Check chain-of-custody for proper relinquish/return of samples	✓
Is the chain of custody signed and complete	✓
Check internal chain-of-custody for proper relinquish/return of samples /sample extracts	✓
Collect information for each project id from server. Were all requirements followed	✓
COVER PAGE:	
Do numbers of samples correspond to the number of samples in the Chain of Custody on login page	✓
Do lab numbers and client Ids on cover page agree with the Chain of Custody	✓
CHAIN OF CUSTODY:	
Do requested analyses on Chain of Custody agree with form I results	✓
Do requested analyses on Chain of Custody agree with the log-in page	✓
Were the correct method log-in for analysis according to the Analytical Request and Chain of Castody	✓
Were the samples received within hold time	✓
Were any problems found with the samples at arrival recorded in the Sample Management Laboratory Chronicle	✓
ANALYTICAL:	
Was method requirement followed?	✓
Was client requirement followed?	✓
Does the case narrative summarize all QC failure?	✓
All runlogs and manual integration are reviewed for requirements	✓
All manual calculations and /or hand notations verified	✓

1st Level QA Review Signature: SOHIL JODHANI **Date:** 07/31/2021

2nd Level QA Review Signature: N. N. Pandya **Date:**

APPROVED
By Nimisha Pandya, QA/QC Supervisor at 3:16 pm, Aug 04, 2021

CHEMTECH

284 Sheffield Street, Mountainside, New Jersey - 07092

Phone: (908) 789 8900 Fax: (908) 789 8922

LAB CHRONICLE

OrderID:	M3146	**OrderDate:**	7/22/2021 12:41:00 PM
Client:	EA Engineering Science & Technology	**Project:**	NYSDEC - National Heatset
Contact:	Emily Cummings	**Location:**	VOA Ref. #3 Water

LabID	ClientID	Matrix	Test	Method	Sample Date	Prep Date	Anal Date	Received
M3146-01	**152140-DDC-10-PD**	**Water**			**07/20/21**			**07/22/21**
			VOC-TCLVOA-10	8260-Low			07/27/21	
M3146-02	**152140-DDC-7-PD**	**Water**			**07/20/21**			**07/22/21**
			VOC-TCLVOA-10	8260-Low			07/27/21	
M3146-03	**152140-DDC-6-PS**	**Water**			**07/20/21**			**07/22/21**
			VOC-TCLVOA-10	8260-Low			07/27/21	
M3146-04	**152140-DDC-9-PD**	**Water**			**07/20/21**			**07/22/21**
			VOC-TCLVOA-10	8260-Low			07/27/21	
M3146-05	**152140-FD-02**	**Water**			**07/20/21**			**07/22/21**
			VOC-TCLVOA-10	8260-Low			07/26/21	
M3146-06	**152140-MW-E**	**Water**			**07/20/21**			**07/22/21**
			VOC-TCLVOA-10	8260-Low			07/23/21	
M3146-07	**152140-MW-1D(OFF SITE)**	**Water**			**07/20/21**			**07/22/21**
			VOC-TCLVOA-10	8260-Low			07/23/21	
M3146-08	**152140-MW-6**	**Water**			**07/20/21**			**07/22/21**
			VOC-TCLVOA-10	8260-Low			07/23/21	
M3146-09	**152140-DDC-8-PS**	**Water**			**07/19/21**			**07/22/21**
			VOC-TCLVOA-10	8260-Low			07/27/21	
M3146-10	**152140-DDC-2-PS**	**Water**			**07/21/21**			**07/22/21**
			VOC-TCLVOA-10	8260-Low			07/27/21	
M3146-11	**152140-MW-1S(ONSITE)**	**Water**			**07/21/21**			**07/22/21**
			VOC-TCLVOA-10	8260-Low			07/23/21	

LAB CHRONICLE

M3146-12	**152140-DDC-3-PS**	**Water**			**07/21/21**		**07/22/21**
			VOC-TCLVOA-10	8260-Low		07/27/21	
M3146-13	**152140-MW-6S**	**Water**			**07/21/21**		**07/22/21**
			VOC-TCLVOA-10	8260-Low		07/23/21	
M3146-14	**152140-MW-10(ONSITE)**	**Water**			**07/21/21**		**07/22/21**
			VOC-TCLVOA-10	8260-Low		07/23/21	
M3146-15	**152140-DDC-4-PS**	**Water**			**07/21/21**		**07/22/21**
			VOC-TCLVOA-10	8260-Low		07/27/21	
M3146-16	**152140-MW-14S**	**Water**			**07/21/21**		**07/22/21**
			VOC-TCLVOA-10	8260-Low		07/26/21	
M3146-17	**152140-MW-1D(ONSITE)**	**Water**			**07/21/21**		**07/22/21**
			VOC-TCLVOA-10	8260-Low		07/26/21	
M3146-18	**152140-MW-15D**	**Water**			**07/21/21**		**07/22/21**
			VOC-TCLVOA-10	8260-Low		07/26/21	
M3146-21	**152140-DDC-4-PD**	**Water**			**07/21/21**		**07/22/21**
			VOC-TCLVOA-10	8260-Low		07/27/21	

CHEMTECH 284 Sheffield Street, Mountainside, NJ 07092 Phone: 908 789 8900 Fax: 908 789 8922

Hit Summary Sheet
SW-846

SDG No.: M3146

Client: EA Engineering Science & Technology

Sample ID	Client ID	Matrix	Parameter	Concentration	C	MDL	RDL	Units
Client ID:	**152140-DDC-10-PD**							
M3146-01	152140-DDC-10-PD	Water	Acetone	3.00	J	1.60	5.00	ug/L
M3146-01	152140-DDC-10-PD	Water	Methylene Chloride	0.42	J	0.18	1.00	ug/L
M3146-01	152140-DDC-10-PD	Water	Tetrachloroethene	0.45	J	0.17	1.00	ug/L
			Total Voc :	3.87				
			Total Concentration:	3.87				
Client ID:	**152140-DDC-7-PD**							
M3146-02	152140-DDC-7-PD	Water	Acetone	3.40	J	1.60	5.00	ug/L
M3146-02	152140-DDC-7-PD	Water	cis-1,2-Dichloroethene	0.80	J	0.22	1.00	ug/L
M3146-02	152140-DDC-7-PD	Water	Tetrachloroethene	0.68	J	0.17	1.00	ug/L
			Total Voc :	4.88				
			Total Concentration:	4.88				
Client ID:	**152140-DDC-6-PS**							
M3146-03	152140-DDC-6-PS	Water	Acetone	2.60	J	1.60	5.00	ug/L
M3146-03	152140-DDC-6-PS	Water	cis-1,2-Dichloroethene	5.40		0.22	1.00	ug/L
			Total Voc :	8				
			Total Concentration:	8				
Client ID:	**152140-DDC-9-PD**							
M3146-04	152140-DDC-9-PD	Water	Acetone	5.70		1.60	5.00	ug/L
M3146-04	152140-DDC-9-PD	Water	Trichloroethene	0.48	J	0.17	1.00	ug/L
M3146-04	152140-DDC-9-PD	Water	Tetrachloroethene	0.32	J	0.17	1.00	ug/L
			Total Voc :	6.5				
			Total Concentration:	6.5				
Client ID:	**152140-FD-02**							
M3146-05	152140-FD-02	Water	Acetone	2.80	J	1.60	5.00	ug/L
M3146-05	152140-FD-02	Water	cis-1,2-Dichloroethene	4.40		0.22	1.00	ug/L
M3146-05	152140-FD-02	Water	Chloroform	0.50	J	0.27	1.00	ug/L
M3146-05	152140-FD-02	Water	Tetrachloroethene	0.82	J	0.17	1.00	ug/L
			Total Voc :	8.52				
			Total Concentration:	8.52				
Client ID:	**152140-MW-E**							
M3146-06	152140-MW-E	Water	Acetone	3.20	J	1.60	5.00	ug/L
M3146-06	152140-MW-E	Water	Methylene Chloride	0.48	J	0.18	1.00	ug/L
M3146-06	152140-MW-E	Water	Trichloroethene	1.10		0.17	1.00	ug/L
M3146-06	152140-MW-E	Water	Tetrachloroethene	8.70		0.17	1.00	ug/L
			Total Voc :	13.48				
			Total Concentration:	13.48				
Client ID:	**152140-MW-1D(OFFSITE)**							
M3146-07	152140-MW-1D(OFFSIT	Water	Acetone	2.00	J	1.60	5.00	ug/L
M3146-07	152140-MW-1D(OFFSIT	Water	trans-1,2-Dichloroethene	0.32	J	0.19	1.00	ug/L

Hit Summary Sheet
SW-846

SDG No.: M3146

Client: EA Engineering Science & Technology

Sample ID	Client ID	Matrix	Parameter		Concentration	C	MDL	RDL	Units
M3146-07	152140-MW-1D(OFFSIT	Water	cis-1,2-Dichloroethene		26.70		0.22	1.00	ug/L
M3146-07	152140-MW-1D(OFFSIT	Water	Chloroform		0.44	J	0.27	1.00	ug/L
M3146-07	152140-MW-1D(OFFSIT	Water	Trichloroethene		7.50		0.17	1.00	ug/L
M3146-07	152140-MW-1D(OFFSIT	Water	Tetrachloroethene		16.40		0.17	1.00	ug/L
			Total Voc :		53.36				
			Total Concentration:		53.36				
Client ID:	**152140-MW-6**								
M3146-08	152140-MW-6	Water	Acetone		2.20	J	1.60	5.00	ug/L
M3146-08	152140-MW-6	Water	Methylene Chloride		0.58	J	0.18	1.00	ug/L
M3146-08	152140-MW-6	Water	Trichloroethene		1.10		0.17	1.00	ug/L
M3146-08	152140-MW-6	Water	Toluene		0.28	J	0.22	1.00	ug/L
M3146-08	152140-MW-6	Water	Tetrachloroethene		2.20		0.17	1.00	ug/L
			Total Voc :		6.36				
M3146-08	152140-MW-6	Water	sec-Butylbenzene	*	1.30	J	0.23	1.00	ug/L
			Total Tics :		1.3				
			Total Concentration:		7.66				
Client ID:	**152140-DDC-8-PS**								
M3146-09	152140-DDC-8-PS	Water	Acetone		3.50	J	1.60	5.00	ug/L
M3146-09	152140-DDC-8-PS	Water	cis-1,2-Dichloroethene		4.90		0.22	1.00	ug/L
M3146-09	152140-DDC-8-PS	Water	Chloroform		0.44	J	0.27	1.00	ug/L
M3146-09	152140-DDC-8-PS	Water	Trichloroethene		0.31	J	0.17	1.00	ug/L
M3146-09	152140-DDC-8-PS	Water	Tetrachloroethene		0.28	J	0.17	1.00	ug/L
			Total Voc :		9.43				
			Total Concentration:		9.43				
Client ID:	**152140-DDC-2-PS**								
M3146-10	152140-DDC-2-PS	Water	Acetone		2.70	J	1.60	5.00	ug/L
M3146-10	152140-DDC-2-PS	Water	Methylene Chloride		0.38	J	0.18	1.00	ug/L
M3146-10	152140-DDC-2-PS	Water	Tetrachloroethene		1.10		0.17	1.00	ug/L
			Total Voc :		4.18				
			Total Concentration:		4.18				
Client ID:	**152140-MW-1S(ONSITE)**								
M3146-11	152140-MW-1S(ONSITE	Water	Acetone		2.70	J	1.60	5.00	ug/L
M3146-11	152140-MW-1S(ONSITE	Water	Tetrachloroethene		0.43	J	0.17	1.00	ug/L
			Total Voc :		3.13				
			Total Concentration:		3.13				
Client ID:	**152140-DDC-3-PS**								
M3146-12	152140-DDC-3-PS	Water	Acetone		3.60	J	1.60	5.00	ug/L
M3146-12	152140-DDC-3-PS	Water	Methylene Chloride		0.43	J	0.18	1.00	ug/L
M3146-12	152140-DDC-3-PS	Water	cis-1,2-Dichloroethene		0.54	J	0.22	1.00	ug/L
M3146-12	152140-DDC-3-PS	Water	Chloroform		0.88	J	0.27	1.00	ug/L

CHEMTECH 284 Sheffield Street, Mountainside, NJ 07092 Phone: 908 789 8900 Fax: 908 789 8922

Hit Summary Sheet
SW-846

SDG No.: M3146

Client: EA Engineering Science & Technology

Sample ID	Client ID	Matrix	Parameter		Concentration	C	MDL	RDL	Units
M3146-12	152140-DDC-3-PS	Water	Tetrachloroethene		43.00		0.17	1.00	ug/L
			Total Voc :		48.45				
M3146-12	152140-DDC-3-PS	Water	Hexachloroethane	*	3.50	J	0.34	1.00	ug/L
			Total Tics :		3.5				
			Total Concentration:		51.95				
Client ID:	**152140-MW-6S**								
M3146-13	152140-MW-6S	Water	Acetone		3.20	J	1.60	5.00	ug/L
M3146-13	152140-MW-6S	Water	Methylene Chloride		0.40	J	0.18	1.00	ug/L
M3146-13	152140-MW-6S	Water	Tetrachloroethene		0.65	J	0.17	1.00	ug/L
			Total Voc :		4.25				
			Total Concentration:		4.25				
Client ID:	**152140-MW-10(ONSITE)**								
M3146-14	152140-MW-10(ONSITE	Water	Acetone		3.70	J	1.60	5.00	ug/L
M3146-14	152140-MW-10(ONSITE	Water	Methylene Chloride		0.48	J	0.18	1.00	ug/L
M3146-14	152140-MW-10(ONSITE	Water	cis-1,2-Dichloroethene		0.50	J	0.22	1.00	ug/L
M3146-14	152140-MW-10(ONSITE	Water	Trichloroethene		0.30	J	0.17	1.00	ug/L
M3146-14	152140-MW-10(ONSITE	Water	Tetrachloroethene		0.91	J	0.17	1.00	ug/L
			Total Voc :		5.89				
M3146-14	152140-MW-10(ONSITE	Water	Sulfur dioxide	*	13.40	J	0	0	ug/L
			Total Tics :		13.4				
			Total Concentration:		19.29				
Client ID:	**152140-DDC-4-PS**								
M3146-15	152140-DDC-4-PS	Water	Acetone		2.80	J	1.60	5.00	ug/L
M3146-15	152140-DDC-4-PS	Water	Methylene Chloride		0.38	J	0.18	1.00	ug/L
M3146-15	152140-DDC-4-PS	Water	cis-1,2-Dichloroethene		0.63	J	0.22	1.00	ug/L
M3146-15	152140-DDC-4-PS	Water	Chloroform		0.67	J	0.27	1.00	ug/L
M3146-15	152140-DDC-4-PS	Water	Tetrachloroethene		5.50		0.17	1.00	ug/L
			Total Voc :		9.98				
M3146-15	152140-DDC-4-PS	Water	Hexachloroethane	*	2.70	J	0.34	1.00	ug/L
			Total Tics :		2.7				
			Total Concentration:		12.68				
Client ID:	**152140-MW-14S**								
M3146-16	152140-MW-14S	Water	Acetone		3.10	J	1.60	5.00	ug/L
M3146-16	152140-MW-14S	Water	cis-1,2-Dichloroethene		0.48	J	0.22	1.00	ug/L
M3146-16	152140-MW-14S	Water	Chloroform		0.78	J	0.27	1.00	ug/L
M3146-16	152140-MW-14S	Water	Tetrachloroethene		44.20		0.17	1.00	ug/L
			Total Voc :		48.56				
M3146-16	152140-MW-14S	Water	Hexachloroethane	*	3.10	J	0.34	1.00	ug/L
			Total Tics :		3.1				
			Total Concentration:		51.66				

CHEMTECH 284 Sheffield Street, Mountainside, NJ 07092 Phone: 908 789 8900 Fax: 908 789 8922

Hit Summary Sheet
SW-846

SDG No.: M3146

Client: EA Engineering Science & Technology

Sample ID	Client ID	Matrix	Parameter		Concentration	C	MDL	RDL	Units
Client ID:	**152140-MW-1D(ONSITE)**								
M3146-17	152140-MW-1D(ONSITE	Water	Acetone		2.40	J	1.60	5.00	ug/L
M3146-17	152140-MW-1D(ONSITE	Water	Trichloroethene		1.60		0.17	1.00	ug/L
M3146-17	152140-MW-1D(ONSITE	Water	Tetrachloroethene		1.20		0.17	1.00	ug/L
			Total Voc :		5.2				
			Total Concentration:		5.2				
Client ID:	**152140-MW-15D**								
M3146-18	152140-MW-15D	Water	Acetone		2.80	J	1.60	5.00	ug/L
M3146-18	152140-MW-15D	Water	Chloroform		0.84	J	0.27	1.00	ug/L
M3146-18	152140-MW-15D	Water	Trichloroethene		0.30	J	0.17	1.00	ug/L
M3146-18	152140-MW-15D	Water	Tetrachloroethene		38.80		0.17	1.00	ug/L
			Total Voc :		42.74				
M3146-18	152140-MW-15D	Water	Hexachloroethane	*	3.10	J	0.34	1.00	ug/L
			Total Tics :		3.1				
			Total Concentration:		45.84				
Client ID:	**152140-DDC-4-PD**								
M3146-21	152140-DDC-4-PD	Water	Acetone		2.90	J	1.60	5.00	ug/L
M3146-21	152140-DDC-4-PD	Water	Chloroform		0.43	J	0.27	1.00	ug/L
M3146-21	152140-DDC-4-PD	Water	Tetrachloroethene		1.70		0.17	1.00	ug/L
			Total Voc :		5.03				
			Total Concentration:		5.03				

SAMPLE DATA

Report of Analysis

Client:	EA Engineering Science & Technology	Date Collected:	07/20/21
Project:	NYSDEC - National Heatset	Date Received:	07/22/21
Client Sample ID:	152140-DDC-10-PD	SDG No.:	M3146
Lab Sample ID:	M3146-01	Matrix:	Water
Analytical Method:	SW8260	% Moisture:	100
Sample Wt/Vol:	5 Units: mL	Final Vol:	5000 uL
Soil Aliquot Vol:	uL	Test:	VOC-TCLVOA-10
GC Column:	DB-624UI ID : 0.18	Level :	LOW

File ID/Qc Batch:	Dilution:	Prep Date	Date Analyzed	Prep Batch ID
VX023472.D	1		07/27/21 13:15	VX072721

CAS Number	Parameter	Conc.	Qualifier	MDL	LOQ / CRQL	Units
TARGETS						
75-71-8	Dichlorodifluoromethane	1.00	U	0.23	1.00	ug/L
74-87-3	Chloromethane	1.00	U	0.20	1.00	ug/L
75-01-4	Vinyl Chloride	1.00	U	0.19	1.00	ug/L
74-83-9	Bromomethane	5.00	U	0.87	5.00	ug/L
75-00-3	Chloroethane	1.00	U	0.35	1.00	ug/L
75-69-4	Trichlorofluoromethane	1.00	U	0.25	1.00	ug/L
76-13-1	1,1,2-Trichlorotrifluoroethane	1.00	U	0.21	1.00	ug/L
75-35-4	1,1-Dichloroethene	1.00	U	0.26	1.00	ug/L
67-64-1	Acetone	3.00	J	1.60	5.00	ug/L
75-15-0	Carbon Disulfide	1.00	U	0.25	1.00	ug/L
1634-04-4	Methyl tert-butyl Ether	1.00	U	0.22	1.00	ug/L
79-20-9	Methyl Acetate	1.00	U	0.47	1.00	ug/L
75-09-2	Methylene Chloride	0.42	J	0.18	1.00	ug/L
156-60-5	trans-1,2-Dichloroethene	1.00	U	0.19	1.00	ug/L
75-34-3	1,1-Dichloroethane	1.00	U	0.21	1.00	ug/L
110-82-7	Cyclohexane	5.00	U	1.30	5.00	ug/L
78-93-3	2-Butanone	5.00	U	0.90	5.00	ug/L
56-23-5	Carbon Tetrachloride	1.00	U	0.27	1.00	ug/L
156-59-2	cis-1,2-Dichloroethene	1.00	U	0.22	1.00	ug/L
74-97-5	Bromochloromethane	1.00	U	0.26	1.00	ug/L
67-66-3	Chloroform	1.00	U	0.27	1.00	ug/L
71-55-6	1,1,1-Trichloroethane	1.00	U	0.20	1.00	ug/L
108-87-2	Methylcyclohexane	1.00	U	0.14	1.00	ug/L
71-43-2	Benzene	1.00	U	0.18	1.00	ug/L
107-06-2	1,2-Dichloroethane	1.00	U	0.25	1.00	ug/L
79-01-6	Trichloroethene	1.00	U	0.17	1.00	ug/L
78-87-5	1,2-Dichloropropane	1.00	U	0.17	1.00	ug/L
75-27-4	Bromodichloromethane	1.00	U	0.20	1.00	ug/L
108-10-1	4-Methyl-2-Pentanone	5.00	U	0.87	5.00	ug/L
108-88-3	Toluene	1.00	U	0.22	1.00	ug/L
10061-02-6	t-1,3-Dichloropropene	1.00	U	0.18	1.00	ug/L
10061-01-5	cis-1,3-Dichloropropene	1.00	U	0.17	1.00	ug/L

Report of Analysis

Client:	EA Engineering Science & Technology	Date Collected:	07/20/21
Project:	NYSDEC - National Heatset	Date Received:	07/22/21
Client Sample ID:	152140-DDC-10-PD	SDG No.:	M3146
Lab Sample ID:	M3146-01	Matrix:	Water
Analytical Method:	SW8260	% Moisture:	100
Sample Wt/Vol:	5 Units: mL	Final Vol:	5000 uL
Soil Aliquot Vol:	uL	Test:	VOC-TCLVOA-10
GC Column:	DB-624UI ID : 0.18	Level :	LOW

File ID/Qc Batch:	Dilution:	Prep Date	Date Analyzed	Prep Batch ID
VX023472.D	1		07/27/21 13:15	VX072721

CAS Number	Parameter	Conc.	Qualifier	MDL	LOQ / CRQL	Units
79-00-5	1,1,2-Trichloroethane	1.00	U	0.24	1.00	ug/L
591-78-6	2-Hexanone	5.00	U	0.92	5.00	ug/L
124-48-1	Dibromochloromethane	1.00	U	0.18	1.00	ug/L
106-93-4	1,2-Dibromoethane	1.00	U	0.16	1.00	ug/L
127-18-4	Tetrachloroethene	0.45	J	0.17	1.00	ug/L
108-90-7	Chlorobenzene	1.00	U	0.17	1.00	ug/L
100-41-4	Ethyl Benzene	1.00	U	0.18	1.00	ug/L
179601-23-1	m/p-Xylenes	2.00	U	0.32	2.00	ug/L
95-47-6	o-Xylene	1.00	U	0.19	1.00	ug/L
100-42-5	Styrene	1.00	U	0.16	1.00	ug/L
75-25-2	Bromoform	1.00	U	0.19	1.00	ug/L
98-82-8	Isopropylbenzene	1.00	U	0.23	1.00	ug/L
79-34-5	1,1,2,2-Tetrachloroethane	1.00	U	0.29	1.00	ug/L
541-73-1	1,3-Dichlorobenzene	1.00	U	0.19	1.00	ug/L
106-46-7	1,4-Dichlorobenzene	1.00	U	0.20	1.00	ug/L
95-50-1	1,2-Dichlorobenzene	1.00	U	0.19	1.00	ug/L
96-12-8	1,2-Dibromo-3-Chloropropane	1.00	U	0.47	1.00	ug/L
120-82-1	1,2,4-Trichlorobenzene	1.00	U	0.30	1.00	ug/L
87-61-6	1,2,3-Trichlorobenzene	1.00	U	0.35	1.00	ug/L
SURROGATES						
17060-07-0	1,2-Dichloroethane-d4	52.2		78 - 117	104%	SPK: 50
1868-53-7	Dibromofluoromethane	50.4		75 - 124	101%	SPK: 50
2037-26-5	Toluene-d8	51.8		92 - 112	104%	SPK: 50
460-00-4	4-Bromofluorobenzene	49.6		83 - 123	99%	SPK: 50
INTERNAL STANDARDS						
363-72-4	Pentafluorobenzene	173000	5.562			
540-36-3	1,4-Difluorobenzene	294000	6.769			
3114-55-4	Chlorobenzene-d5	263000	10.055			
3855-82-1	1,4-Dichlorobenzene-d4	103000	12.024			

Report of Analysis

Client:	EA Engineering Science & Technology	Date Collected:	07/20/21
Project:	NYSDEC - National Heatset	Date Received:	07/22/21
Client Sample ID:	152140-DDC-10-PD	SDG No.:	M3146
Lab Sample ID:	M3146-01	Matrix:	Water
Analytical Method:	SW8260	% Moisture:	100
Sample Wt/Vol:	5 Units: mL	Final Vol:	5000 uL
Soil Aliquot Vol:	uL	Test:	VOC-TCLVOA-10
GC Column:	DB-624UI ID : 0.18	Level :	LOW

File ID/Qc Batch:	Dilution:	Prep Date	Date Analyzed	Prep Batch ID
VX023472.D	1		07/27/21 13:15	VX072721

CAS Number	Parameter	Conc.	Qualifier	MDL	LOQ / CRQL	Units

U = Not Detected
LOQ = Limit of Quantitation
MDL = Method Detection Limit
LOD = Limit of Detection
E = Value Exceeds Calibration Range
Q = indicates LCS control criteria did not meet requirements
M = MS/MSD acceptance criteria did not meet requirements

J = Estimated Value
B = Analyte Found in Associated Method Blank
N = Presumptive Evidence of a Compound
* = Values outside of QC limits
D = Dilution
() = Laboratory InHouse Limit
A = Aldol-Condensation Reaction Products

Report of Analysis

Client:	EA Engineering Science & Technology	Date Collected:	07/20/21
Project:	NYSDEC - National Heatset	Date Received:	07/22/21
Client Sample ID:	152140-DDC-7-PD	SDG No.:	M3146
Lab Sample ID:	M3146-02	Matrix:	Water
Analytical Method:	SW8260	% Moisture:	100
Sample Wt/Vol:	5 Units: mL	Final Vol:	5000 uL
Soil Aliquot Vol:	uL	Test:	VOC-TCLVOA-10
GC Column:	DB-624UI ID : 0.18	Level :	LOW

File ID/Qc Batch:	Dilution:	Prep Date	Date Analyzed	Prep Batch ID
VX023473.D	1		07/27/21 13:39	VX072721

CAS Number	Parameter	Conc.	Qualifier	MDL	LOQ / CRQL	Units
TARGETS						
75-71-8	Dichlorodifluoromethane	1.00	U	0.23	1.00	ug/L
74-87-3	Chloromethane	1.00	U	0.20	1.00	ug/L
75-01-4	Vinyl Chloride	1.00	U	0.19	1.00	ug/L
74-83-9	Bromomethane	5.00	U	0.87	5.00	ug/L
75-00-3	Chloroethane	1.00	U	0.35	1.00	ug/L
75-69-4	Trichlorofluoromethane	1.00	U	0.25	1.00	ug/L
76-13-1	1,1,2-Trichlorotrifluoroethane	1.00	U	0.21	1.00	ug/L
75-35-4	1,1-Dichloroethene	1.00	U	0.26	1.00	ug/L
67-64-1	Acetone	3.40	J	1.60	5.00	ug/L
75-15-0	Carbon Disulfide	1.00	U	0.25	1.00	ug/L
1634-04-4	Methyl tert-butyl Ether	1.00	U	0.22	1.00	ug/L
79-20-9	Methyl Acetate	1.00	U	0.47	1.00	ug/L
75-09-2	Methylene Chloride	1.00	U	0.18	1.00	ug/L
156-60-5	trans-1,2-Dichloroethene	1.00	U	0.19	1.00	ug/L
75-34-3	1,1-Dichloroethane	1.00	U	0.21	1.00	ug/L
110-82-7	Cyclohexane	5.00	U	1.30	5.00	ug/L
78-93-3	2-Butanone	5.00	U	0.90	5.00	ug/L
56-23-5	Carbon Tetrachloride	1.00	U	0.27	1.00	ug/L
156-59-2	cis-1,2-Dichloroethene	0.80	J	0.22	1.00	ug/L
74-97-5	Bromochloromethane	1.00	U	0.26	1.00	ug/L
67-66-3	Chloroform	1.00	U	0.27	1.00	ug/L
71-55-6	1,1,1-Trichloroethane	1.00	U	0.20	1.00	ug/L
108-87-2	Methylcyclohexane	1.00	U	0.14	1.00	ug/L
71-43-2	Benzene	1.00	U	0.18	1.00	ug/L
107-06-2	1,2-Dichloroethane	1.00	U	0.25	1.00	ug/L
79-01-6	Trichloroethene	1.00	U	0.17	1.00	ug/L
78-87-5	1,2-Dichloropropane	1.00	U	0.17	1.00	ug/L
75-27-4	Bromodichloromethane	1.00	U	0.20	1.00	ug/L
108-10-1	4-Methyl-2-Pentanone	5.00	U	0.87	5.00	ug/L
108-88-3	Toluene	1.00	U	0.22	1.00	ug/L
10061-02-6	t-1,3-Dichloropropene	1.00	U	0.18	1.00	ug/L
10061-01-5	cis-1,3-Dichloropropene	1.00	U	0.17	1.00	ug/L

Report of Analysis

Client:	EA Engineering Science & Technology	Date Collected:	07/20/21
Project:	NYSDEC - National Heatset	Date Received:	07/22/21
Client Sample ID:	152140-DDC-7-PD	SDG No.:	M3146
Lab Sample ID:	M3146-02	Matrix:	Water
Analytical Method:	SW8260	% Moisture:	100
Sample Wt/Vol:	5 Units: mL	Final Vol:	5000 uL
Soil Aliquot Vol:	uL	Test:	VOC-TCLVOA-10
GC Column:	DB-624UI ID : 0.18	Level :	LOW

File ID/Qc Batch:	Dilution:	Prep Date	Date Analyzed	Prep Batch ID
VX023473.D	1		07/27/21 13:39	VX072721

CAS Number	Parameter	Conc.	Qualifier	MDL	LOQ / CRQL	Units
79-00-5	1,1,2-Trichloroethane	1.00	U	0.24	1.00	ug/L
591-78-6	2-Hexanone	5.00	U	0.92	5.00	ug/L
124-48-1	Dibromochloromethane	1.00	U	0.18	1.00	ug/L
106-93-4	1,2-Dibromoethane	1.00	U	0.16	1.00	ug/L
127-18-4	Tetrachloroethene	0.68	J	0.17	1.00	ug/L
108-90-7	Chlorobenzene	1.00	U	0.17	1.00	ug/L
100-41-4	Ethyl Benzene	1.00	U	0.18	1.00	ug/L
179601-23-1	m/p-Xylenes	2.00	U	0.32	2.00	ug/L
95-47-6	o-Xylene	1.00	U	0.19	1.00	ug/L
100-42-5	Styrene	1.00	U	0.16	1.00	ug/L
75-25-2	Bromoform	1.00	U	0.19	1.00	ug/L
98-82-8	Isopropylbenzene	1.00	U	0.23	1.00	ug/L
79-34-5	1,1,2,2-Tetrachloroethane	1.00	U	0.29	1.00	ug/L
541-73-1	1,3-Dichlorobenzene	1.00	U	0.19	1.00	ug/L
106-46-7	1,4-Dichlorobenzene	1.00	U	0.20	1.00	ug/L
95-50-1	1,2-Dichlorobenzene	1.00	U	0.19	1.00	ug/L
96-12-8	1,2-Dibromo-3-Chloropropane	1.00	U	0.47	1.00	ug/L
120-82-1	1,2,4-Trichlorobenzene	1.00	U	0.30	1.00	ug/L
87-61-6	1,2,3-Trichlorobenzene	1.00	U	0.35	1.00	ug/L
SURROGATES						
17060-07-0	1,2-Dichloroethane-d4	52.6		78 - 117	105%	SPK: 50
1868-53-7	Dibromofluoromethane	50.8		75 - 124	102%	SPK: 50
2037-26-5	Toluene-d8	52.7		92 - 112	105%	SPK: 50
460-00-4	4-Bromofluorobenzene	45.9		83 - 123	92%	SPK: 50
INTERNAL STANDARDS						
363-72-4	Pentafluorobenzene	167000	5.562			
540-36-3	1,4-Difluorobenzene	279000	6.769			
3114-55-4	Chlorobenzene-d5	243000	10.055			
3855-82-1	1,4-Dichlorobenzene-d4	86400	12.024			

Report of Analysis

Client:	EA Engineering Science & Technology	Date Collected:	07/20/21
Project:	NYSDEC - National Heatset	Date Received:	07/22/21
Client Sample ID:	152140-DDC-7-PD	SDG No.:	M3146
Lab Sample ID:	M3146-02	Matrix:	Water
Analytical Method:	SW8260	% Moisture:	100
Sample Wt/Vol:	5 Units: mL	Final Vol:	5000 uL
Soil Aliquot Vol:	uL	Test:	VOC-TCLVOA-10
GC Column:	DB-624UI ID : 0.18	Level :	LOW

File ID/Qc Batch:	Dilution:	Prep Date	Date Analyzed	Prep Batch ID
VX023473.D	1		07/27/21 13:39	VX072721

CAS Number	Parameter	Conc.	Qualifier	MDL	LOQ / CRQL	Units

U = Not Detected
LOQ = Limit of Quantitation
MDL = Method Detection Limit
LOD = Limit of Detection
E = Value Exceeds Calibration Range
Q = indicates LCS control criteria did not meet requirements
M = MS/MSD acceptance criteria did not meet requirements

J = Estimated Value
B = Analyte Found in Associated Method Blank
N = Presumptive Evidence of a Compound
* = Values outside of QC limits
D = Dilution
() = Laboratory InHouse Limit
A = Aldol-Condensation Reaction Products

Report of Analysis

Client:	EA Engineering Science & Technology	Date Collected:	07/20/21
Project:	NYSDEC - National Heatset	Date Received:	07/22/21
Client Sample ID:	152140-DDC-6-PS	SDG No.:	M3146
Lab Sample ID:	M3146-03	Matrix:	Water
Analytical Method:	SW8260	% Moisture:	100
Sample Wt/Vol:	5 Units: mL	Final Vol:	5000 uL
Soil Aliquot Vol:	uL	Test:	VOC-TCLVOA-10
GC Column:	DB-624UI ID : 0.18	Level :	LOW

File ID/Qc Batch:	Dilution:	Prep Date	Date Analyzed	Prep Batch ID
VX023474.D	1		07/27/21 14:02	VX072721

CAS Number	Parameter	Conc.	Qualifier	MDL	LOQ / CRQL	Units
TARGETS						
75-71-8	Dichlorodifluoromethane	1.00	U	0.23	1.00	ug/L
74-87-3	Chloromethane	1.00	U	0.20	1.00	ug/L
75-01-4	Vinyl Chloride	1.00	U	0.19	1.00	ug/L
74-83-9	Bromomethane	5.00	U	0.87	5.00	ug/L
75-00-3	Chloroethane	1.00	U	0.35	1.00	ug/L
75-69-4	Trichlorofluoromethane	1.00	U	0.25	1.00	ug/L
76-13-1	1,1,2-Trichlorotrifluoroethane	1.00	U	0.21	1.00	ug/L
75-35-4	1,1-Dichloroethene	1.00	U	0.26	1.00	ug/L
67-64-1	Acetone	2.60	J	1.60	5.00	ug/L
75-15-0	Carbon Disulfide	1.00	U	0.25	1.00	ug/L
1634-04-4	Methyl tert-butyl Ether	1.00	U	0.22	1.00	ug/L
79-20-9	Methyl Acetate	1.00	U	0.47	1.00	ug/L
75-09-2	Methylene Chloride	1.00	U	0.18	1.00	ug/L
156-60-5	trans-1,2-Dichloroethene	1.00	U	0.19	1.00	ug/L
75-34-3	1,1-Dichloroethane	1.00	U	0.21	1.00	ug/L
110-82-7	Cyclohexane	5.00	U	1.30	5.00	ug/L
78-93-3	2-Butanone	5.00	U	0.90	5.00	ug/L
56-23-5	Carbon Tetrachloride	1.00	U	0.27	1.00	ug/L
156-59-2	cis-1,2-Dichloroethene	5.40		0.22	1.00	ug/L
74-97-5	Bromochloromethane	1.00	U	0.26	1.00	ug/L
67-66-3	Chloroform	1.00	U	0.27	1.00	ug/L
71-55-6	1,1,1-Trichloroethane	1.00	U	0.20	1.00	ug/L
108-87-2	Methylcyclohexane	1.00	U	0.14	1.00	ug/L
71-43-2	Benzene	1.00	U	0.18	1.00	ug/L
107-06-2	1,2-Dichloroethane	1.00	U	0.25	1.00	ug/L
79-01-6	Trichloroethene	1.00	U	0.17	1.00	ug/L
78-87-5	1,2-Dichloropropane	1.00	U	0.17	1.00	ug/L
75-27-4	Bromodichloromethane	1.00	U	0.20	1.00	ug/L
108-10-1	4-Methyl-2-Pentanone	5.00	U	0.87	5.00	ug/L
108-88-3	Toluene	1.00	U	0.22	1.00	ug/L
10061-02-6	t-1,3-Dichloropropene	1.00	U	0.18	1.00	ug/L
10061-01-5	cis-1,3-Dichloropropene	1.00	U	0.17	1.00	ug/L

Report of Analysis

Client:	EA Engineering Science & Technology	Date Collected:	07/20/21
Project:	NYSDEC - National Heatset	Date Received:	07/22/21
Client Sample ID:	152140-DDC-6-PS	SDG No.:	M3146
Lab Sample ID:	M3146-03	Matrix:	Water
Analytical Method:	SW8260	% Moisture:	100
Sample Wt/Vol:	5 Units: mL	Final Vol:	5000 uL
Soil Aliquot Vol:	uL	Test:	VOC-TCLVOA-10
GC Column:	DB-624UI ID : 0.18	Level :	LOW

File ID/Qc Batch:	Dilution:	Prep Date	Date Analyzed	Prep Batch ID
VX023474.D	1		07/27/21 14:02	VX072721

CAS Number	Parameter	Conc.	Qualifier	MDL	LOQ / CRQL	Units
79-00-5	1,1,2-Trichloroethane	1.00	U	0.24	1.00	ug/L
591-78-6	2-Hexanone	5.00	U	0.92	5.00	ug/L
124-48-1	Dibromochloromethane	1.00	U	0.18	1.00	ug/L
106-93-4	1,2-Dibromoethane	1.00	U	0.16	1.00	ug/L
127-18-4	Tetrachloroethene	1.00	U	0.17	1.00	ug/L
108-90-7	Chlorobenzene	1.00	U	0.17	1.00	ug/L
100-41-4	Ethyl Benzene	1.00	U	0.18	1.00	ug/L
179601-23-1	m/p-Xylenes	2.00	U	0.32	2.00	ug/L
95-47-6	o-Xylene	1.00	U	0.19	1.00	ug/L
100-42-5	Styrene	1.00	U	0.16	1.00	ug/L
75-25-2	Bromoform	1.00	U	0.19	1.00	ug/L
98-82-8	Isopropylbenzene	1.00	U	0.23	1.00	ug/L
79-34-5	1,1,2,2-Tetrachloroethane	1.00	U	0.29	1.00	ug/L
541-73-1	1,3-Dichlorobenzene	1.00	U	0.19	1.00	ug/L
106-46-7	1,4-Dichlorobenzene	1.00	U	0.20	1.00	ug/L
95-50-1	1,2-Dichlorobenzene	1.00	U	0.19	1.00	ug/L
96-12-8	1,2-Dibromo-3-Chloropropane	1.00	U	0.47	1.00	ug/L
120-82-1	1,2,4-Trichlorobenzene	1.00	U	0.30	1.00	ug/L
87-61-6	1,2,3-Trichlorobenzene	1.00	U	0.35	1.00	ug/L
SURROGATES						
17060-07-0	1,2-Dichloroethane-d4	51.8		78 - 117	104%	SPK: 50
1868-53-7	Dibromofluoromethane	51.3		75 - 124	103%	SPK: 50
2037-26-5	Toluene-d8	52.1		92 - 112	104%	SPK: 50
460-00-4	4-Bromofluorobenzene	48.7		83 - 123	97%	SPK: 50
INTERNAL STANDARDS						
363-72-4	Pentafluorobenzene	160000	5.562			
540-36-3	1,4-Difluorobenzene	270000	6.769			
3114-55-4	Chlorobenzene-d5	243000	10.055			
3855-82-1	1,4-Dichlorobenzene-d4	91800	12.024			

Report of Analysis

Client:	EA Engineering Science & Technology	Date Collected:	07/20/21
Project:	NYSDEC - National Heatset	Date Received:	07/22/21
Client Sample ID:	152140-DDC-6-PS	SDG No.:	M3146
Lab Sample ID:	M3146-03	Matrix:	Water
Analytical Method:	SW8260	% Moisture:	100
Sample Wt/Vol:	5 Units: mL	Final Vol:	5000 uL
Soil Aliquot Vol:	uL	Test:	VOC-TCLVOA-10
GC Column:	DB-624UI ID : 0.18	Level :	LOW

File ID/Qc Batch:	Dilution:	Prep Date	Date Analyzed	Prep Batch ID
VX023474.D	1		07/27/21 14:02	VX072721

CAS Number	Parameter	Conc.	Qualifier	MDL	LOQ / CRQL	Units

U = Not Detected
LOQ = Limit of Quantitation
MDL = Method Detection Limit
LOD = Limit of Detection
E = Value Exceeds Calibration Range
Q = indicates LCS control criteria did not meet requirements
M = MS/MSD acceptance criteria did not meet requirements

J = Estimated Value
B = Analyte Found in Associated Method Blank
N = Presumptive Evidence of a Compound
* = Values outside of QC limits
D = Dilution
() = Laboratory InHouse Limit
A = Aldol-Condensation Reaction Products

Report of Analysis

Client:	EA Engineering Science & Technology	Date Collected:	07/20/21
Project:	NYSDEC - National Heatset	Date Received:	07/22/21
Client Sample ID:	152140-DDC-9-PD	SDG No.:	M3146
Lab Sample ID:	M3146-04	Matrix:	Water
Analytical Method:	SW8260	% Moisture:	100
Sample Wt/Vol:	5 Units: mL	Final Vol:	5000 uL
Soil Aliquot Vol:	uL	Test:	VOC-TCLVOA-10
GC Column:	DB-624UI ID : 0.18	Level :	LOW

File ID/Qc Batch:	Dilution:	Prep Date	Date Analyzed	Prep Batch ID
VX023475.D	1		07/27/21 14:26	VX072721

CAS Number	Parameter	Conc.	Qualifier	MDL	LOQ / CRQL	Units
TARGETS						
75-71-8	Dichlorodifluoromethane	1.00	U	0.23	1.00	ug/L
74-87-3	Chloromethane	1.00	U	0.20	1.00	ug/L
75-01-4	Vinyl Chloride	1.00	U	0.19	1.00	ug/L
74-83-9	Bromomethane	5.00	U	0.87	5.00	ug/L
75-00-3	Chloroethane	1.00	U	0.35	1.00	ug/L
75-69-4	Trichlorofluoromethane	1.00	U	0.25	1.00	ug/L
76-13-1	1,1,2-Trichlorotrifluoroethane	1.00	U	0.21	1.00	ug/L
75-35-4	1,1-Dichloroethene	1.00	U	0.26	1.00	ug/L
67-64-1	Acetone	5.70		1.60	5.00	ug/L
75-15-0	Carbon Disulfide	1.00	U	0.25	1.00	ug/L
1634-04-4	Methyl tert-butyl Ether	1.00	U	0.22	1.00	ug/L
79-20-9	Methyl Acetate	1.00	U	0.47	1.00	ug/L
75-09-2	Methylene Chloride	1.00	U	0.18	1.00	ug/L
156-60-5	trans-1,2-Dichloroethene	1.00	U	0.19	1.00	ug/L
75-34-3	1,1-Dichloroethane	1.00	U	0.21	1.00	ug/L
110-82-7	Cyclohexane	5.00	U	1.30	5.00	ug/L
78-93-3	2-Butanone	5.00	U	0.90	5.00	ug/L
56-23-5	Carbon Tetrachloride	1.00	U	0.27	1.00	ug/L
156-59-2	cis-1,2-Dichloroethene	1.00	U	0.22	1.00	ug/L
74-97-5	Bromochloromethane	1.00	U	0.26	1.00	ug/L
67-66-3	Chloroform	1.00	U	0.27	1.00	ug/L
71-55-6	1,1,1-Trichloroethane	1.00	U	0.20	1.00	ug/L
108-87-2	Methylcyclohexane	1.00	U	0.14	1.00	ug/L
71-43-2	Benzene	1.00	U	0.18	1.00	ug/L
107-06-2	1,2-Dichloroethane	1.00	U	0.25	1.00	ug/L
79-01-6	Trichloroethene	0.48	J	0.17	1.00	ug/L
78-87-5	1,2-Dichloropropane	1.00	U	0.17	1.00	ug/L
75-27-4	Bromodichloromethane	1.00	U	0.20	1.00	ug/L
108-10-1	4-Methyl-2-Pentanone	5.00	U	0.87	5.00	ug/L
108-88-3	Toluene	1.00	U	0.22	1.00	ug/L
10061-02-6	t-1,3-Dichloropropene	1.00	U	0.18	1.00	ug/L
10061-01-5	cis-1,3-Dichloropropene	1.00	U	0.17	1.00	ug/L

Report of Analysis

Client:	EA Engineering Science & Technology	Date Collected:	07/20/21
Project:	NYSDEC - National Heatset	Date Received:	07/22/21
Client Sample ID:	152140-DDC-9-PD	SDG No.:	M3146
Lab Sample ID:	M3146-04	Matrix:	Water
Analytical Method:	SW8260	% Moisture:	100
Sample Wt/Vol:	5 Units: mL	Final Vol:	5000 uL
Soil Aliquot Vol:	uL	Test:	VOC-TCLVOA-10
GC Column:	DB-624UI ID : 0.18	Level :	LOW

File ID/Qc Batch:	Dilution:	Prep Date	Date Analyzed	Prep Batch ID
VX023475.D	1		07/27/21 14:26	VX072721

CAS Number	Parameter	Conc.	Qualifier	MDL	LOQ / CRQL	Units
79-00-5	1,1,2-Trichloroethane	1.00	U	0.24	1.00	ug/L
591-78-6	2-Hexanone	5.00	U	0.92	5.00	ug/L
124-48-1	Dibromochloromethane	1.00	U	0.18	1.00	ug/L
106-93-4	1,2-Dibromoethane	1.00	U	0.16	1.00	ug/L
127-18-4	Tetrachloroethene	0.32	J	0.17	1.00	ug/L
108-90-7	Chlorobenzene	1.00	U	0.17	1.00	ug/L
100-41-4	Ethyl Benzene	1.00	U	0.18	1.00	ug/L
179601-23-1	m/p-Xylenes	2.00	U	0.32	2.00	ug/L
95-47-6	o-Xylene	1.00	U	0.19	1.00	ug/L
100-42-5	Styrene	1.00	U	0.16	1.00	ug/L
75-25-2	Bromoform	1.00	U	0.19	1.00	ug/L
98-82-8	Isopropylbenzene	1.00	U	0.23	1.00	ug/L
79-34-5	1,1,2,2-Tetrachloroethane	1.00	U	0.29	1.00	ug/L
541-73-1	1,3-Dichlorobenzene	1.00	U	0.19	1.00	ug/L
106-46-7	1,4-Dichlorobenzene	1.00	U	0.20	1.00	ug/L
95-50-1	1,2-Dichlorobenzene	1.00	U	0.19	1.00	ug/L
96-12-8	1,2-Dibromo-3-Chloropropane	1.00	U	0.47	1.00	ug/L
120-82-1	1,2,4-Trichlorobenzene	1.00	U	0.30	1.00	ug/L
87-61-6	1,2,3-Trichlorobenzene	1.00	U	0.35	1.00	ug/L
SURROGATES						
17060-07-0	1,2-Dichloroethane-d4	52.9		78 - 117	106%	SPK: 50
1868-53-7	Dibromofluoromethane	50.9		75 - 124	102%	SPK: 50
2037-26-5	Toluene-d8	51.8		92 - 112	104%	SPK: 50
460-00-4	4-Bromofluorobenzene	47.0		83 - 123	94%	SPK: 50
INTERNAL STANDARDS						
363-72-4	Pentafluorobenzene	164000	5.562			
540-36-3	1,4-Difluorobenzene	281000	6.769			
3114-55-4	Chlorobenzene-d5	247000	10.055			
3855-82-1	1,4-Dichlorobenzene-d4	93100	12.024			

Report of Analysis

Client:	EA Engineering Science & Technology	Date Collected:	07/20/21
Project:	NYSDEC - National Heatset	Date Received:	07/22/21
Client Sample ID:	152140-DDC-9-PD	SDG No.:	M3146
Lab Sample ID:	M3146-04	Matrix:	Water
Analytical Method:	SW8260	% Moisture:	100
Sample Wt/Vol:	5 Units: mL	Final Vol:	5000 uL
Soil Aliquot Vol:	uL	Test:	VOC-TCLVOA-10
GC Column:	DB-624UI ID : 0.18	Level :	LOW

File ID/Qc Batch:	Dilution:	Prep Date	Date Analyzed	Prep Batch ID
VX023475.D	1		07/27/21 14:26	VX072721

CAS Number	Parameter	Conc.	Qualifier	MDL	LOQ / CRQL	Units

U = Not Detected
LOQ = Limit of Quantitation
MDL = Method Detection Limit
LOD = Limit of Detection
E = Value Exceeds Calibration Range
Q = indicates LCS control criteria did not meet requirements
M = MS/MSD acceptance criteria did not meet requirements

J = Estimated Value
B = Analyte Found in Associated Method Blank
N = Presumptive Evidence of a Compound
* = Values outside of QC limits
D = Dilution
() = Laboratory InHouse Limit
A = Aldol-Condensation Reaction Products

Report of Analysis

Client:	EA Engineering Science & Technology	Date Collected:	07/20/21
Project:	NYSDEC - National Heatset	Date Received:	07/22/21
Client Sample ID:	152140-FD-02	SDG No.:	M3146
Lab Sample ID:	M3146-05	Matrix:	Water
Analytical Method:	SW8260	% Moisture:	100
Sample Wt/Vol:	5 Units: mL	Final Vol:	5000 uL
Soil Aliquot Vol:	uL	Test:	VOC-TCLVOA-10
GC Column:	DB-624UI ID : 0.18	Level :	LOW

File ID/Qc Batch:	Dilution:	Prep Date	Date Analyzed	Prep Batch ID
VX023450.D	1		07/26/21 14:50	VX072621

CAS Number	Parameter	Conc.	Qualifier	MDL	LOQ / CRQL	Units
TARGETS						
75-71-8	Dichlorodifluoromethane	1.00	U	0.23	1.00	ug/L
74-87-3	Chloromethane	1.00	U	0.20	1.00	ug/L
75-01-4	Vinyl Chloride	1.00	U	0.19	1.00	ug/L
74-83-9	Bromomethane	5.00	U	0.87	5.00	ug/L
75-00-3	Chloroethane	1.00	U	0.35	1.00	ug/L
75-69-4	Trichlorofluoromethane	1.00	U	0.25	1.00	ug/L
76-13-1	1,1,2-Trichlorotrifluoroethane	1.00	U	0.21	1.00	ug/L
75-35-4	1,1-Dichloroethene	1.00	U	0.26	1.00	ug/L
67-64-1	Acetone	2.80	J	1.60	5.00	ug/L
75-15-0	Carbon Disulfide	1.00	U	0.25	1.00	ug/L
1634-04-4	Methyl tert-butyl Ether	1.00	U	0.22	1.00	ug/L
79-20-9	Methyl Acetate	1.00	U	0.47	1.00	ug/L
75-09-2	Methylene Chloride	1.00	U	0.18	1.00	ug/L
156-60-5	trans-1,2-Dichloroethene	1.00	U	0.19	1.00	ug/L
75-34-3	1,1-Dichloroethane	1.00	U	0.21	1.00	ug/L
110-82-7	Cyclohexane	5.00	U	1.30	5.00	ug/L
78-93-3	2-Butanone	5.00	U	0.90	5.00	ug/L
56-23-5	Carbon Tetrachloride	1.00	U	0.27	1.00	ug/L
156-59-2	cis-1,2-Dichloroethene	4.40		0.22	1.00	ug/L
74-97-5	Bromochloromethane	1.00	U	0.26	1.00	ug/L
67-66-3	Chloroform	0.50	J	0.27	1.00	ug/L
71-55-6	1,1,1-Trichloroethane	1.00	U	0.20	1.00	ug/L
108-87-2	Methylcyclohexane	1.00	U	0.14	1.00	ug/L
71-43-2	Benzene	1.00	U	0.18	1.00	ug/L
107-06-2	1,2-Dichloroethane	1.00	U	0.25	1.00	ug/L
79-01-6	Trichloroethene	1.00	U	0.17	1.00	ug/L
78-87-5	1,2-Dichloropropane	1.00	U	0.17	1.00	ug/L
75-27-4	Bromodichloromethane	1.00	U	0.20	1.00	ug/L
108-10-1	4-Methyl-2-Pentanone	5.00	U	0.87	5.00	ug/L
108-88-3	Toluene	1.00	U	0.22	1.00	ug/L
10061-02-6	t-1,3-Dichloropropene	1.00	U	0.18	1.00	ug/L
10061-01-5	cis-1,3-Dichloropropene	1.00	U	0.17	1.00	ug/L

Report of Analysis

Client:	EA Engineering Science & Technology	Date Collected:	07/20/21
Project:	NYSDEC - National Heatset	Date Received:	07/22/21
Client Sample ID:	152140-FD-02	SDG No.:	M3146
Lab Sample ID:	M3146-05	Matrix:	Water
Analytical Method:	SW8260	% Moisture:	100
Sample Wt/Vol:	5 Units: mL	Final Vol:	5000 uL
Soil Aliquot Vol:	uL	Test:	VOC-TCLVOA-10
GC Column:	DB-624UI ID : 0.18	Level :	LOW

File ID/Qc Batch:	Dilution:	Prep Date	Date Analyzed	Prep Batch ID
VX023450.D	1		07/26/21 14:50	VX072621

CAS Number	Parameter	Conc.	Qualifier	MDL	LOQ / CRQL	Units
79-00-5	1,1,2-Trichloroethane	1.00	U	0.24	1.00	ug/L
591-78-6	2-Hexanone	5.00	U	0.92	5.00	ug/L
124-48-1	Dibromochloromethane	1.00	U	0.18	1.00	ug/L
106-93-4	1,2-Dibromoethane	1.00	U	0.16	1.00	ug/L
127-18-4	Tetrachloroethene	0.82	J	0.17	1.00	ug/L
108-90-7	Chlorobenzene	1.00	U	0.17	1.00	ug/L
100-41-4	Ethyl Benzene	1.00	U	0.18	1.00	ug/L
179601-23-1	m/p-Xylenes	2.00	U	0.32	2.00	ug/L
95-47-6	o-Xylene	1.00	U	0.19	1.00	ug/L
100-42-5	Styrene	1.00	U	0.16	1.00	ug/L
75-25-2	Bromoform	1.00	U	0.19	1.00	ug/L
98-82-8	Isopropylbenzene	1.00	U	0.23	1.00	ug/L
79-34-5	1,1,2,2-Tetrachloroethane	1.00	U	0.29	1.00	ug/L
541-73-1	1,3-Dichlorobenzene	1.00	U	0.19	1.00	ug/L
106-46-7	1,4-Dichlorobenzene	1.00	U	0.20	1.00	ug/L
95-50-1	1,2-Dichlorobenzene	1.00	U	0.19	1.00	ug/L
96-12-8	1,2-Dibromo-3-Chloropropane	1.00	U	0.47	1.00	ug/L
120-82-1	1,2,4-Trichlorobenzene	1.00	U	0.30	1.00	ug/L
87-61-6	1,2,3-Trichlorobenzene	1.00	U	0.35	1.00	ug/L
SURROGATES						
17060-07-0	1,2-Dichloroethane-d4	52.5		78 - 117	105%	SPK: 50
1868-53-7	Dibromofluoromethane	51.1		75 - 124	102%	SPK: 50
2037-26-5	Toluene-d8	51.9		92 - 112	104%	SPK: 50
460-00-4	4-Bromofluorobenzene	49.9		83 - 123	100%	SPK: 50
INTERNAL STANDARDS						
363-72-4	Pentafluorobenzene	171000	5.562			
540-36-3	1,4-Difluorobenzene	290000	6.769			
3114-55-4	Chlorobenzene-d5	259000	10.061			
3855-82-1	1,4-Dichlorobenzene-d4	102000	12.024			

Report of Analysis

Client:	EA Engineering Science & Technology	Date Collected:	07/20/21
Project:	NYSDEC - National Heatset	Date Received:	07/22/21
Client Sample ID:	152140-FD-02	SDG No.:	M3146
Lab Sample ID:	M3146-05	Matrix:	Water
Analytical Method:	SW8260	% Moisture:	100
Sample Wt/Vol:	5 Units: mL	Final Vol:	5000 uL
Soil Aliquot Vol:	uL	Test:	VOC-TCLVOA-10
GC Column:	DB-624UI ID : 0.18	Level :	LOW

File ID/Qc Batch:	Dilution:	Prep Date	Date Analyzed	Prep Batch ID
VX023450.D	1		07/26/21 14:50	VX072621

CAS Number	Parameter	Conc.	Qualifier	MDL	LOQ / CRQL	Units

U = Not Detected
LOQ = Limit of Quantitation
MDL = Method Detection Limit
LOD = Limit of Detection
E = Value Exceeds Calibration Range
Q = indicates LCS control criteria did not meet requirements
M = MS/MSD acceptance criteria did not meet requirements

J = Estimated Value
B = Analyte Found in Associated Method Blank
N = Presumptive Evidence of a Compound
* = Values outside of QC limits
D = Dilution
() = Laboratory InHouse Limit
A = Aldol-Condensation Reaction Products

Report of Analysis

Client:	EA Engineering Science & Technology	Date Collected:	07/20/21
Project:	NYSDEC - National Heatset	Date Received:	07/22/21
Client Sample ID:	152140-MW-E	SDG No.:	M3146
Lab Sample ID:	M3146-06	Matrix:	Water
Analytical Method:	SW8260	% Moisture:	100
Sample Wt/Vol:	5 Units: mL	Final Vol:	5000 uL
Soil Aliquot Vol:	uL	Test:	VOC-TCLVOA-10
GC Column:	DB-624UI ID : 0.18	Level :	LOW

File ID/Qc Batch:	Dilution:	Prep Date	Date Analyzed	Prep Batch ID
VX023402.D	1		07/23/21 03:14	VX072221

CAS Number	Parameter	Conc.	Qualifier	MDL	LOQ / CRQL	Units
TARGETS						
75-71-8	Dichlorodifluoromethane	1.00	U	0.23	1.00	ug/L
74-87-3	Chloromethane	1.00	U	0.20	1.00	ug/L
75-01-4	Vinyl Chloride	1.00	U	0.19	1.00	ug/L
74-83-9	Bromomethane	5.00	U	0.87	5.00	ug/L
75-00-3	Chloroethane	1.00	U	0.35	1.00	ug/L
75-69-4	Trichlorofluoromethane	1.00	U	0.25	1.00	ug/L
76-13-1	1,1,2-Trichlorotrifluoroethane	1.00	U	0.21	1.00	ug/L
75-35-4	1,1-Dichloroethene	1.00	U	0.26	1.00	ug/L
67-64-1	Acetone	3.20	J	1.60	5.00	ug/L
75-15-0	Carbon Disulfide	1.00	U	0.25	1.00	ug/L
1634-04-4	Methyl tert-butyl Ether	1.00	U	0.22	1.00	ug/L
79-20-9	Methyl Acetate	1.00	U	0.47	1.00	ug/L
75-09-2	Methylene Chloride	0.48	J	0.18	1.00	ug/L
156-60-5	trans-1,2-Dichloroethene	1.00	U	0.19	1.00	ug/L
75-34-3	1,1-Dichloroethane	1.00	U	0.21	1.00	ug/L
110-82-7	Cyclohexane	5.00	U	1.30	5.00	ug/L
78-93-3	2-Butanone	5.00	U	0.90	5.00	ug/L
56-23-5	Carbon Tetrachloride	1.00	U	0.27	1.00	ug/L
156-59-2	cis-1,2-Dichloroethene	1.00	U	0.22	1.00	ug/L
74-97-5	Bromochloromethane	1.00	U	0.26	1.00	ug/L
67-66-3	Chloroform	1.00	U	0.27	1.00	ug/L
71-55-6	1,1,1-Trichloroethane	1.00	U	0.20	1.00	ug/L
108-87-2	Methylcyclohexane	1.00	U	0.14	1.00	ug/L
71-43-2	Benzene	1.00	U	0.18	1.00	ug/L
107-06-2	1,2-Dichloroethane	1.00	U	0.25	1.00	ug/L
79-01-6	Trichloroethene	1.10		0.17	1.00	ug/L
78-87-5	1,2-Dichloropropane	1.00	U	0.17	1.00	ug/L
75-27-4	Bromodichloromethane	1.00	U	0.20	1.00	ug/L
108-10-1	4-Methyl-2-Pentanone	5.00	U	0.87	5.00	ug/L
108-88-3	Toluene	1.00	U	0.22	1.00	ug/L
10061-02-6	t-1,3-Dichloropropene	1.00	U	0.18	1.00	ug/L
10061-01-5	cis-1,3-Dichloropropene	1.00	U	0.17	1.00	ug/L

Report of Analysis

Client:	EA Engineering Science & Technology	Date Collected:	07/20/21
Project:	NYSDEC - National Heatset	Date Received:	07/22/21
Client Sample ID:	152140-MW-E	SDG No.:	M3146
Lab Sample ID:	M3146-06	Matrix:	Water
Analytical Method:	SW8260	% Moisture:	100
Sample Wt/Vol:	5 Units: mL	Final Vol:	5000 uL
Soil Aliquot Vol:	uL	Test:	VOC-TCLVOA-10
GC Column:	DB-624UI ID : 0.18	Level :	LOW

File ID/Qc Batch:	Dilution:	Prep Date	Date Analyzed	Prep Batch ID
VX023402.D	1		07/23/21 03:14	VX072221

CAS Number	Parameter	Conc.	Qualifier	MDL	LOQ / CRQL	Units
79-00-5	1,1,2-Trichloroethane	1.00	U	0.24	1.00	ug/L
591-78-6	2-Hexanone	5.00	U	0.92	5.00	ug/L
124-48-1	Dibromochloromethane	1.00	U	0.18	1.00	ug/L
106-93-4	1,2-Dibromoethane	1.00	U	0.16	1.00	ug/L
127-18-4	Tetrachloroethene	8.70		0.17	1.00	ug/L
108-90-7	Chlorobenzene	1.00	U	0.17	1.00	ug/L
100-41-4	Ethyl Benzene	1.00	U	0.18	1.00	ug/L
179601-23-1	m/p-Xylenes	2.00	U	0.32	2.00	ug/L
95-47-6	o-Xylene	1.00	U	0.19	1.00	ug/L
100-42-5	Styrene	1.00	U	0.16	1.00	ug/L
75-25-2	Bromoform	1.00	U	0.19	1.00	ug/L
98-82-8	Isopropylbenzene	1.00	U	0.23	1.00	ug/L
79-34-5	1,1,2,2-Tetrachloroethane	1.00	U	0.29	1.00	ug/L
541-73-1	1,3-Dichlorobenzene	1.00	U	0.19	1.00	ug/L
106-46-7	1,4-Dichlorobenzene	1.00	U	0.20	1.00	ug/L
95-50-1	1,2-Dichlorobenzene	1.00	U	0.19	1.00	ug/L
96-12-8	1,2-Dibromo-3-Chloropropane	1.00	U	0.47	1.00	ug/L
120-82-1	1,2,4-Trichlorobenzene	1.00	U	0.30	1.00	ug/L
87-61-6	1,2,3-Trichlorobenzene	1.00	U	0.35	1.00	ug/L
SURROGATES						
17060-07-0	1,2-Dichloroethane-d4	52.2		78 - 117	104%	SPK: 50
1868-53-7	Dibromofluoromethane	51.3		75 - 124	103%	SPK: 50
2037-26-5	Toluene-d8	51.1		92 - 112	102%	SPK: 50
460-00-4	4-Bromofluorobenzene	46.1		83 - 123	92%	SPK: 50
INTERNAL STANDARDS						
363-72-4	Pentafluorobenzene	173000	5.562			
540-36-3	1,4-Difluorobenzene	292000	6.769			
3114-55-4	Chlorobenzene-d5	250000	10.061			
3855-82-1	1,4-Dichlorobenzene-d4	94300	12.024			

Report of Analysis

Client:	EA Engineering Science & Technology	Date Collected:	07/20/21
Project:	NYSDEC - National Heatset	Date Received:	07/22/21
Client Sample ID:	152140-MW-E	SDG No.:	M3146
Lab Sample ID:	M3146-06	Matrix:	Water
Analytical Method:	SW8260	% Moisture:	100
Sample Wt/Vol:	5 Units: mL	Final Vol:	5000 uL
Soil Aliquot Vol:	uL	Test:	VOC-TCLVOA-10
GC Column:	DB-624UI ID : 0.18	Level :	LOW

File ID/Qc Batch:	Dilution:	Prep Date	Date Analyzed	Prep Batch ID
VX023402.D	1		07/23/21 03:14	VX072221

CAS Number	Parameter	Conc.	Qualifier	MDL	LOQ / CRQL	Units

U = Not Detected
LOQ = Limit of Quantitation
MDL = Method Detection Limit
LOD = Limit of Detection
E = Value Exceeds Calibration Range
Q = indicates LCS control criteria did not meet requirements
M = MS/MSD acceptance criteria did not meet requirements

J = Estimated Value
B = Analyte Found in Associated Method Blank
N = Presumptive Evidence of a Compound
* = Values outside of QC limits
D = Dilution
() = Laboratory InHouse Limit
A = Aldol-Condensation Reaction Products

Report of Analysis

Client:	EA Engineering Science & Technology	Date Collected:	07/20/21
Project:	NYSDEC - National Heatset	Date Received:	07/22/21
Client Sample ID:	152140-MW-1D(OFFSITE)	SDG No.:	M3146
Lab Sample ID:	M3146-07	Matrix:	Water
Analytical Method:	SW8260	% Moisture:	100
Sample Wt/Vol:	5 Units: mL	Final Vol:	5000 uL
Soil Aliquot Vol:	uL	Test:	VOC-TCLVOA-10
GC Column:	DB-624UI ID : 0.18	Level :	LOW

File ID/Qc Batch:	Dilution:	Prep Date	Date Analyzed	Prep Batch ID
VX023403.D	1		07/23/21 03:38	VX072221

CAS Number	Parameter	Conc.	Qualifier	MDL	LOQ / CRQL	Units
TARGETS						
75-71-8	Dichlorodifluoromethane	1.00	U	0.23	1.00	ug/L
74-87-3	Chloromethane	1.00	U	0.20	1.00	ug/L
75-01-4	Vinyl Chloride	1.00	U	0.19	1.00	ug/L
74-83-9	Bromomethane	5.00	U	0.87	5.00	ug/L
75-00-3	Chloroethane	1.00	U	0.35	1.00	ug/L
75-69-4	Trichlorofluoromethane	1.00	U	0.25	1.00	ug/L
76-13-1	1,1,2-Trichlorotrifluoroethane	1.00	U	0.21	1.00	ug/L
75-35-4	1,1-Dichloroethene	1.00	U	0.26	1.00	ug/L
67-64-1	Acetone	2.00	J	1.60	5.00	ug/L
75-15-0	Carbon Disulfide	1.00	U	0.25	1.00	ug/L
1634-04-4	Methyl tert-butyl Ether	1.00	U	0.22	1.00	ug/L
79-20-9	Methyl Acetate	1.00	U	0.47	1.00	ug/L
75-09-2	Methylene Chloride	1.00	U	0.18	1.00	ug/L
156-60-5	trans-1,2-Dichloroethene	0.32	J	0.19	1.00	ug/L
75-34-3	1,1-Dichloroethane	1.00	U	0.21	1.00	ug/L
110-82-7	Cyclohexane	5.00	U	1.30	5.00	ug/L
78-93-3	2-Butanone	5.00	U	0.90	5.00	ug/L
56-23-5	Carbon Tetrachloride	1.00	U	0.27	1.00	ug/L
156-59-2	cis-1,2-Dichloroethene	26.7		0.22	1.00	ug/L
74-97-5	Bromochloromethane	1.00	U	0.26	1.00	ug/L
67-66-3	Chloroform	0.44	J	0.27	1.00	ug/L
71-55-6	1,1,1-Trichloroethane	1.00	U	0.20	1.00	ug/L
108-87-2	Methylcyclohexane	1.00	U	0.14	1.00	ug/L
71-43-2	Benzene	1.00	U	0.18	1.00	ug/L
107-06-2	1,2-Dichloroethane	1.00	U	0.25	1.00	ug/L
79-01-6	Trichloroethene	7.50		0.17	1.00	ug/L
78-87-5	1,2-Dichloropropane	1.00	U	0.17	1.00	ug/L
75-27-4	Bromodichloromethane	1.00	U	0.20	1.00	ug/L
108-10-1	4-Methyl-2-Pentanone	5.00	U	0.87	5.00	ug/L
108-88-3	Toluene	1.00	U	0.22	1.00	ug/L
10061-02-6	t-1,3-Dichloropropene	1.00	U	0.18	1.00	ug/L
10061-01-5	cis-1,3-Dichloropropene	1.00	U	0.17	1.00	ug/L

Report of Analysis

Client:	EA Engineering Science & Technology	Date Collected:	07/20/21
Project:	NYSDEC - National Heatset	Date Received:	07/22/21
Client Sample ID:	152140-MW-1D(OFFSITE)	SDG No.:	M3146
Lab Sample ID:	M3146-07	Matrix:	Water
Analytical Method:	SW8260	% Moisture:	100
Sample Wt/Vol:	5 Units: mL	Final Vol:	5000 uL
Soil Aliquot Vol:	uL	Test:	VOC-TCLVOA-10
GC Column:	DB-624UI ID : 0.18	Level :	LOW

File ID/Qc Batch:	Dilution:	Prep Date	Date Analyzed	Prep Batch ID
VX023403.D	1		07/23/21 03:38	VX072221

CAS Number	Parameter	Conc.	Qualifier	MDL	LOQ / CRQL	Units
79-00-5	1,1,2-Trichloroethane	1.00	U	0.24	1.00	ug/L
591-78-6	2-Hexanone	5.00	U	0.92	5.00	ug/L
124-48-1	Dibromochloromethane	1.00	U	0.18	1.00	ug/L
106-93-4	1,2-Dibromoethane	1.00	U	0.16	1.00	ug/L
127-18-4	Tetrachloroethene	16.4		0.17	1.00	ug/L
108-90-7	Chlorobenzene	1.00	U	0.17	1.00	ug/L
100-41-4	Ethyl Benzene	1.00	U	0.18	1.00	ug/L
179601-23-1	m/p-Xylenes	2.00	U	0.32	2.00	ug/L
95-47-6	o-Xylene	1.00	U	0.19	1.00	ug/L
100-42-5	Styrene	1.00	U	0.16	1.00	ug/L
75-25-2	Bromoform	1.00	U	0.19	1.00	ug/L
98-82-8	Isopropylbenzene	1.00	U	0.23	1.00	ug/L
79-34-5	1,1,2,2-Tetrachloroethane	1.00	U	0.29	1.00	ug/L
541-73-1	1,3-Dichlorobenzene	1.00	U	0.19	1.00	ug/L
106-46-7	1,4-Dichlorobenzene	1.00	U	0.20	1.00	ug/L
95-50-1	1,2-Dichlorobenzene	1.00	U	0.19	1.00	ug/L
96-12-8	1,2-Dibromo-3-Chloropropane	1.00	U	0.47	1.00	ug/L
120-82-1	1,2,4-Trichlorobenzene	1.00	U	0.30	1.00	ug/L
87-61-6	1,2,3-Trichlorobenzene	1.00	U	0.35	1.00	ug/L
SURROGATES						
17060-07-0	1,2-Dichloroethane-d4	50.8		78 - 117	102%	SPK: 50
1868-53-7	Dibromofluoromethane	50.0		75 - 124	100%	SPK: 50
2037-26-5	Toluene-d8	51.7		92 - 112	103%	SPK: 50
460-00-4	4-Bromofluorobenzene	46.1		83 - 123	92%	SPK: 50
INTERNAL STANDARDS						
363-72-4	Pentafluorobenzene	179000	5.562			
540-36-3	1,4-Difluorobenzene	301000	6.769			
3114-55-4	Chlorobenzene-d5	257000	10.061			
3855-82-1	1,4-Dichlorobenzene-d4	99000	12.024			

Report of Analysis

Client:	EA Engineering Science & Technology	Date Collected:	07/20/21
Project:	NYSDEC - National Heatset	Date Received:	07/22/21
Client Sample ID:	152140-MW-1D(OFFSITE)	SDG No.:	M3146
Lab Sample ID:	M3146-07	Matrix:	Water
Analytical Method:	SW8260	% Moisture:	100
Sample Wt/Vol:	5 Units: mL	Final Vol:	5000 uL
Soil Aliquot Vol:	uL	Test:	VOC-TCLVOA-10
GC Column:	DB-624UI ID : 0.18	Level :	LOW

File ID/Qc Batch:	Dilution:	Prep Date	Date Analyzed	Prep Batch ID
VX023403.D	1		07/23/21 03:38	VX072221

CAS Number	Parameter	Conc.	Qualifier	MDL	LOQ / CRQL	Units

U = Not Detected
LOQ = Limit of Quantitation
MDL = Method Detection Limit
LOD = Limit of Detection
E = Value Exceeds Calibration Range
Q = indicates LCS control criteria did not meet requirements
M = MS/MSD acceptance criteria did not meet requirements

J = Estimated Value
B = Analyte Found in Associated Method Blank
N = Presumptive Evidence of a Compound
* = Values outside of QC limits
D = Dilution
() = Laboratory InHouse Limit
A = Aldol-Condensation Reaction Products

Report of Analysis

Client:	EA Engineering Science & Technology	Date Collected:	07/20/21
Project:	NYSDEC - National Heatset	Date Received:	07/22/21
Client Sample ID:	152140-MW-6	SDG No.:	M3146
Lab Sample ID:	M3146-08	Matrix:	Water
Analytical Method:	SW8260	% Moisture:	100
Sample Wt/Vol:	5 Units: mL	Final Vol:	5000 uL
Soil Aliquot Vol:	uL	Test:	VOC-TCLVOA-10
GC Column:	DB-624UI ID : 0.18	Level :	LOW

File ID/Qc Batch:	Dilution:	Prep Date	Date Analyzed	Prep Batch ID
VX023426.D	1		07/23/21 16:12	VX072321

CAS Number	Parameter	Conc.	Qualifier	MDL	LOQ / CRQL	Units
TARGETS						
75-71-8	Dichlorodifluoromethane	1.00	U	0.23	1.00	ug/L
74-87-3	Chloromethane	1.00	U	0.20	1.00	ug/L
75-01-4	Vinyl Chloride	1.00	U	0.19	1.00	ug/L
74-83-9	Bromomethane	5.00	U	0.87	5.00	ug/L
75-00-3	Chloroethane	1.00	U	0.35	1.00	ug/L
75-69-4	Trichlorofluoromethane	1.00	U	0.25	1.00	ug/L
76-13-1	1,1,2-Trichlorotrifluoroethane	1.00	U	0.21	1.00	ug/L
75-35-4	1,1-Dichloroethene	1.00	U	0.26	1.00	ug/L
67-64-1	Acetone	2.20	J	1.60	5.00	ug/L
75-15-0	Carbon Disulfide	1.00	U	0.25	1.00	ug/L
1634-04-4	Methyl tert-butyl Ether	1.00	U	0.22	1.00	ug/L
79-20-9	Methyl Acetate	1.00	U	0.47	1.00	ug/L
75-09-2	Methylene Chloride	0.58	J	0.18	1.00	ug/L
156-60-5	trans-1,2-Dichloroethene	1.00	U	0.19	1.00	ug/L
75-34-3	1,1-Dichloroethane	1.00	U	0.21	1.00	ug/L
110-82-7	Cyclohexane	5.00	U	1.30	5.00	ug/L
78-93-3	2-Butanone	5.00	U	0.90	5.00	ug/L
56-23-5	Carbon Tetrachloride	1.00	U	0.27	1.00	ug/L
156-59-2	cis-1,2-Dichloroethene	1.00	U	0.22	1.00	ug/L
74-97-5	Bromochloromethane	1.00	U	0.26	1.00	ug/L
67-66-3	Chloroform	1.00	U	0.27	1.00	ug/L
71-55-6	1,1,1-Trichloroethane	1.00	U	0.20	1.00	ug/L
108-87-2	Methylcyclohexane	1.00	U	0.14	1.00	ug/L
71-43-2	Benzene	1.00	U	0.18	1.00	ug/L
107-06-2	1,2-Dichloroethane	1.00	U	0.25	1.00	ug/L
79-01-6	Trichloroethene	1.10		0.17	1.00	ug/L
78-87-5	1,2-Dichloropropane	1.00	U	0.17	1.00	ug/L
75-27-4	Bromodichloromethane	1.00	U	0.20	1.00	ug/L
108-10-1	4-Methyl-2-Pentanone	5.00	U	0.87	5.00	ug/L
108-88-3	Toluene	0.28	J	0.22	1.00	ug/L
10061-02-6	t-1,3-Dichloropropene	1.00	U	0.18	1.00	ug/L
10061-01-5	cis-1,3-Dichloropropene	1.00	U	0.17	1.00	ug/L

Report of Analysis

Client:	EA Engineering Science & Technology	Date Collected:	07/20/21
Project:	NYSDEC - National Heatset	Date Received:	07/22/21
Client Sample ID:	152140-MW-6	SDG No.:	M3146
Lab Sample ID:	M3146-08	Matrix:	Water
Analytical Method:	SW8260	% Moisture:	100
Sample Wt/Vol:	5 Units: mL	Final Vol:	5000 uL
Soil Aliquot Vol:	uL	Test:	VOC-TCLVOA-10
GC Column:	DB-624UI ID : 0.18	Level :	LOW

File ID/Qc Batch:	Dilution:	Prep Date	Date Analyzed	Prep Batch ID
VX023426.D	1		07/23/21 16:12	VX072321

CAS Number	Parameter	Conc.	Qualifier	MDL	LOQ / CRQL	Units
79-00-5	1,1,2-Trichloroethane	1.00	U	0.24	1.00	ug/L
591-78-6	2-Hexanone	5.00	U	0.92	5.00	ug/L
124-48-1	Dibromochloromethane	1.00	U	0.18	1.00	ug/L
106-93-4	1,2-Dibromoethane	1.00	U	0.16	1.00	ug/L
127-18-4	Tetrachloroethene	2.20		0.17	1.00	ug/L
108-90-7	Chlorobenzene	1.00	U	0.17	1.00	ug/L
100-41-4	Ethyl Benzene	1.00	U	0.18	1.00	ug/L
179601-23-1	m/p-Xylenes	2.00	U	0.32	2.00	ug/L
95-47-6	o-Xylene	1.00	U	0.19	1.00	ug/L
100-42-5	Styrene	1.00	U	0.16	1.00	ug/L
75-25-2	Bromoform	1.00	U	0.19	1.00	ug/L
98-82-8	Isopropylbenzene	1.00	U	0.23	1.00	ug/L
79-34-5	1,1,2,2-Tetrachloroethane	1.00	U	0.29	1.00	ug/L
541-73-1	1,3-Dichlorobenzene	1.00	U	0.19	1.00	ug/L
106-46-7	1,4-Dichlorobenzene	1.00	U	0.20	1.00	ug/L
95-50-1	1,2-Dichlorobenzene	1.00	U	0.19	1.00	ug/L
96-12-8	1,2-Dibromo-3-Chloropropane	1.00	U	0.47	1.00	ug/L
120-82-1	1,2,4-Trichlorobenzene	1.00	U	0.30	1.00	ug/L
87-61-6	1,2,3-Trichlorobenzene	1.00	U	0.35	1.00	ug/L
SURROGATES						
17060-07-0	1,2-Dichloroethane-d4	51.6		78 - 117	103%	SPK: 50
1868-53-7	Dibromofluoromethane	50.5		75 - 124	101%	SPK: 50
2037-26-5	Toluene-d8	52.6		92 - 112	105%	SPK: 50
460-00-4	4-Bromofluorobenzene	48.1		83 - 123	96%	SPK: 50
INTERNAL STANDARDS						
363-72-4	Pentafluorobenzene	167000	5.562			
540-36-3	1,4-Difluorobenzene	282000	6.769			
3114-55-4	Chlorobenzene-d5	248000	10.055			
3855-82-1	1,4-Dichlorobenzene-d4	93400	12.024			
TENTATIVE IDENTIFIED COMPOUNDS						
135-98-8	sec-Butylbenzene	1.30	J		11.9	ug/L

Report of Analysis

Client:	EA Engineering Science & Technology	Date Collected:	07/20/21
Project:	NYSDEC - National Heatset	Date Received:	07/22/21
Client Sample ID:	152140-MW-6	SDG No.:	M3146
Lab Sample ID:	M3146-08	Matrix:	Water
Analytical Method:	SW8260	% Moisture:	100
Sample Wt/Vol:	5 Units: mL	Final Vol:	5000 uL
Soil Aliquot Vol:	uL	Test:	VOC-TCLVOA-10
GC Column:	DB-624UI ID : 0.18	Level :	LOW

File ID/Qc Batch:	Dilution:	Prep Date	Date Analyzed	Prep Batch ID
VX023426.D	1		07/23/21 16:12	VX072321

CAS Number	Parameter	Conc.	Qualifier	MDL	LOQ / CRQL	Units

U = Not Detected
LOQ = Limit of Quantitation
MDL = Method Detection Limit
LOD = Limit of Detection
E = Value Exceeds Calibration Range
Q = indicates LCS control criteria did not meet requirements
M = MS/MSD acceptance criteria did not meet requirements

J = Estimated Value
B = Analyte Found in Associated Method Blank
N = Presumptive Evidence of a Compound
* = Values outside of QC limits
D = Dilution
() = Laboratory InHouse Limit
A = Aldol-Condensation Reaction Products

Report of Analysis

Client:	EA Engineering Science & Technology	Date Collected:	07/19/21
Project:	NYSDEC - National Heatset	Date Received:	07/22/21
Client Sample ID:	152140-DDC-8-PS	SDG No.:	M3146
Lab Sample ID:	M3146-09	Matrix:	Water
Analytical Method:	SW8260	% Moisture:	100
Sample Wt/Vol:	5 Units: mL	Final Vol:	5000 uL
Soil Aliquot Vol:	uL	Test:	VOC-TCLVOA-10
GC Column:	DB-624UI ID : 0.18	Level :	LOW

File ID/Qc Batch:	Dilution:	Prep Date	Date Analyzed	Prep Batch ID
VX023476.D	1		07/27/21 14:49	VX072721

CAS Number	Parameter	Conc.	Qualifier	MDL	LOQ / CRQL	Units
TARGETS						
75-71-8	Dichlorodifluoromethane	1.00	U	0.23	1.00	ug/L
74-87-3	Chloromethane	1.00	U	0.20	1.00	ug/L
75-01-4	Vinyl Chloride	1.00	U	0.19	1.00	ug/L
74-83-9	Bromomethane	5.00	U	0.87	5.00	ug/L
75-00-3	Chloroethane	1.00	U	0.35	1.00	ug/L
75-69-4	Trichlorofluoromethane	1.00	U	0.25	1.00	ug/L
76-13-1	1,1,2-Trichlorotrifluoroethane	1.00	U	0.21	1.00	ug/L
75-35-4	1,1-Dichloroethene	1.00	U	0.26	1.00	ug/L
67-64-1	Acetone	3.50	J	1.60	5.00	ug/L
75-15-0	Carbon Disulfide	1.00	U	0.25	1.00	ug/L
1634-04-4	Methyl tert-butyl Ether	1.00	U	0.22	1.00	ug/L
79-20-9	Methyl Acetate	1.00	U	0.47	1.00	ug/L
75-09-2	Methylene Chloride	1.00	U	0.18	1.00	ug/L
156-60-5	trans-1,2-Dichloroethene	1.00	U	0.19	1.00	ug/L
75-34-3	1,1-Dichloroethane	1.00	U	0.21	1.00	ug/L
110-82-7	Cyclohexane	5.00	U	1.30	5.00	ug/L
78-93-3	2-Butanone	5.00	U	0.90	5.00	ug/L
56-23-5	Carbon Tetrachloride	1.00	U	0.27	1.00	ug/L
156-59-2	cis-1,2-Dichloroethene	4.90		0.22	1.00	ug/L
74-97-5	Bromochloromethane	1.00	U	0.26	1.00	ug/L
67-66-3	Chloroform	0.44	J	0.27	1.00	ug/L
71-55-6	1,1,1-Trichloroethane	1.00	U	0.20	1.00	ug/L
108-87-2	Methylcyclohexane	1.00	U	0.14	1.00	ug/L
71-43-2	Benzene	1.00	U	0.18	1.00	ug/L
107-06-2	1,2-Dichloroethane	1.00	U	0.25	1.00	ug/L
79-01-6	Trichloroethene	0.31	J	0.17	1.00	ug/L
78-87-5	1,2-Dichloropropane	1.00	U	0.17	1.00	ug/L
75-27-4	Bromodichloromethane	1.00	U	0.20	1.00	ug/L
108-10-1	4-Methyl-2-Pentanone	5.00	U	0.87	5.00	ug/L
108-88-3	Toluene	1.00	U	0.22	1.00	ug/L
10061-02-6	t-1,3-Dichloropropene	1.00	U	0.18	1.00	ug/L
10061-01-5	cis-1,3-Dichloropropene	1.00	U	0.17	1.00	ug/L

Report of Analysis

Client:	EA Engineering Science & Technology	Date Collected:	07/19/21
Project:	NYSDEC - National Heatset	Date Received:	07/22/21
Client Sample ID:	152140-DDC-8-PS	SDG No.:	M3146
Lab Sample ID:	M3146-09	Matrix:	Water
Analytical Method:	SW8260	% Moisture:	100
Sample Wt/Vol:	5 Units: mL	Final Vol:	5000 uL
Soil Aliquot Vol:	uL	Test:	VOC-TCLVOA-10
GC Column:	DB-624UI ID : 0.18	Level :	LOW

File ID/Qc Batch:	Dilution:	Prep Date	Date Analyzed	Prep Batch ID
VX023476.D	1		07/27/21 14:49	VX072721

CAS Number	Parameter	Conc.	Qualifier	MDL	LOQ / CRQL	Units
79-00-5	1,1,2-Trichloroethane	1.00	U	0.24	1.00	ug/L
591-78-6	2-Hexanone	5.00	U	0.92	5.00	ug/L
124-48-1	Dibromochloromethane	1.00	U	0.18	1.00	ug/L
106-93-4	1,2-Dibromoethane	1.00	U	0.16	1.00	ug/L
127-18-4	Tetrachloroethene	0.28	J	0.17	1.00	ug/L
108-90-7	Chlorobenzene	1.00	U	0.17	1.00	ug/L
100-41-4	Ethyl Benzene	1.00	U	0.18	1.00	ug/L
179601-23-1	m/p-Xylenes	2.00	U	0.32	2.00	ug/L
95-47-6	o-Xylene	1.00	U	0.19	1.00	ug/L
100-42-5	Styrene	1.00	U	0.16	1.00	ug/L
75-25-2	Bromoform	1.00	U	0.19	1.00	ug/L
98-82-8	Isopropylbenzene	1.00	U	0.23	1.00	ug/L
79-34-5	1,1,2,2-Tetrachloroethane	1.00	U	0.29	1.00	ug/L
541-73-1	1,3-Dichlorobenzene	1.00	U	0.19	1.00	ug/L
106-46-7	1,4-Dichlorobenzene	1.00	U	0.20	1.00	ug/L
95-50-1	1,2-Dichlorobenzene	1.00	U	0.19	1.00	ug/L
96-12-8	1,2-Dibromo-3-Chloropropane	1.00	U	0.47	1.00	ug/L
120-82-1	1,2,4-Trichlorobenzene	1.00	U	0.30	1.00	ug/L
87-61-6	1,2,3-Trichlorobenzene	1.00	U	0.35	1.00	ug/L
SURROGATES						
17060-07-0	1,2-Dichloroethane-d4	52.6		78 - 117	105%	SPK: 50
1868-53-7	Dibromofluoromethane	50.4		75 - 124	101%	SPK: 50
2037-26-5	Toluene-d8	52.6		92 - 112	105%	SPK: 50
460-00-4	4-Bromofluorobenzene	50.3		83 - 123	101%	SPK: 50
INTERNAL STANDARDS						
363-72-4	Pentafluorobenzene	161000	5.562			
540-36-3	1,4-Difluorobenzene	269000	6.769			
3114-55-4	Chlorobenzene-d5	243000	10.055			
3855-82-1	1,4-Dichlorobenzene-d4	95900	12.024			

Report of Analysis

Client:	EA Engineering Science & Technology	Date Collected:	07/19/21
Project:	NYSDEC - National Heatset	Date Received:	07/22/21
Client Sample ID:	152140-DDC-8-PS	SDG No.:	M3146
Lab Sample ID:	M3146-09	Matrix:	Water
Analytical Method:	SW8260	% Moisture:	100
Sample Wt/Vol:	5 Units: mL	Final Vol:	5000 uL
Soil Aliquot Vol:	uL	Test:	VOC-TCLVOA-10
GC Column:	DB-624UI ID : 0.18	Level :	LOW

File ID/Qc Batch:	Dilution:	Prep Date	Date Analyzed	Prep Batch ID
VX023476.D	1		07/27/21 14:49	VX072721

CAS Number	Parameter	Conc.	Qualifier	MDL	LOQ / CRQL	Units

U = Not Detected
LOQ = Limit of Quantitation
MDL = Method Detection Limit
LOD = Limit of Detection
E = Value Exceeds Calibration Range
Q = indicates LCS control criteria did not meet requirements
M = MS/MSD acceptance criteria did not meet requirements

J = Estimated Value
B = Analyte Found in Associated Method Blank
N = Presumptive Evidence of a Compound
* = Values outside of QC limits
D = Dilution
() = Laboratory InHouse Limit
A = Aldol-Condensation Reaction Products

Report of Analysis

Client:	EA Engineering Science & Technology	Date Collected:	07/21/21
Project:	NYSDEC - National Heatset	Date Received:	07/22/21
Client Sample ID:	152140-DDC-2-PS	SDG No.:	M3146
Lab Sample ID:	M3146-10	Matrix:	Water
Analytical Method:	SW8260	% Moisture:	100
Sample Wt/Vol:	5 Units: mL	Final Vol:	5000 uL
Soil Aliquot Vol:	uL	Test:	VOC-TCLVOA-10
GC Column:	DB-624UI ID : 0.18	Level :	LOW

File ID/Qc Batch:	Dilution:	Prep Date	Date Analyzed	Prep Batch ID
VX023477.D	1		07/27/21 15:13	VX072721

CAS Number	Parameter	Conc.	Qualifier	MDL	LOQ / CRQL	Units
TARGETS						
75-71-8	Dichlorodifluoromethane	1.00	U	0.23	1.00	ug/L
74-87-3	Chloromethane	1.00	U	0.20	1.00	ug/L
75-01-4	Vinyl Chloride	1.00	U	0.19	1.00	ug/L
74-83-9	Bromomethane	5.00	U	0.87	5.00	ug/L
75-00-3	Chloroethane	1.00	U	0.35	1.00	ug/L
75-69-4	Trichlorofluoromethane	1.00	U	0.25	1.00	ug/L
76-13-1	1,1,2-Trichlorotrifluoroethane	1.00	U	0.21	1.00	ug/L
75-35-4	1,1-Dichloroethene	1.00	U	0.26	1.00	ug/L
67-64-1	Acetone	2.70	J	1.60	5.00	ug/L
75-15-0	Carbon Disulfide	1.00	U	0.25	1.00	ug/L
1634-04-4	Methyl tert-butyl Ether	1.00	U	0.22	1.00	ug/L
79-20-9	Methyl Acetate	1.00	U	0.47	1.00	ug/L
75-09-2	Methylene Chloride	0.38	J	0.18	1.00	ug/L
156-60-5	trans-1,2-Dichloroethene	1.00	U	0.19	1.00	ug/L
75-34-3	1,1-Dichloroethane	1.00	U	0.21	1.00	ug/L
110-82-7	Cyclohexane	5.00	U	1.30	5.00	ug/L
78-93-3	2-Butanone	5.00	U	0.90	5.00	ug/L
56-23-5	Carbon Tetrachloride	1.00	U	0.27	1.00	ug/L
156-59-2	cis-1,2-Dichloroethene	1.00	U	0.22	1.00	ug/L
74-97-5	Bromochloromethane	1.00	U	0.26	1.00	ug/L
67-66-3	Chloroform	1.00	U	0.27	1.00	ug/L
71-55-6	1,1,1-Trichloroethane	1.00	U	0.20	1.00	ug/L
108-87-2	Methylcyclohexane	1.00	U	0.14	1.00	ug/L
71-43-2	Benzene	1.00	U	0.18	1.00	ug/L
107-06-2	1,2-Dichloroethane	1.00	U	0.25	1.00	ug/L
79-01-6	Trichloroethene	1.00	U	0.17	1.00	ug/L
78-87-5	1,2-Dichloropropane	1.00	U	0.17	1.00	ug/L
75-27-4	Bromodichloromethane	1.00	U	0.20	1.00	ug/L
108-10-1	4-Methyl-2-Pentanone	5.00	U	0.87	5.00	ug/L
108-88-3	Toluene	1.00	U	0.22	1.00	ug/L
10061-02-6	t-1,3-Dichloropropene	1.00	U	0.18	1.00	ug/L
10061-01-5	cis-1,3-Dichloropropene	1.00	U	0.17	1.00	ug/L

Report of Analysis

Client:	EA Engineering Science & Technology	Date Collected:	07/21/21
Project:	NYSDEC - National Heatset	Date Received:	07/22/21
Client Sample ID:	152140-DDC-2-PS	SDG No.:	M3146
Lab Sample ID:	M3146-10	Matrix:	Water
Analytical Method:	SW8260	% Moisture:	100
Sample Wt/Vol:	5 Units: mL	Final Vol:	5000 uL
Soil Aliquot Vol:	uL	Test:	VOC-TCLVOA-10
GC Column:	DB-624UI ID : 0.18	Level :	LOW

File ID/Qc Batch:	Dilution:	Prep Date	Date Analyzed	Prep Batch ID
VX023477.D	1		07/27/21 15:13	VX072721

CAS Number	Parameter	Conc.	Qualifier	MDL	LOQ / CRQL	Units
79-00-5	1,1,2-Trichloroethane	1.00	U	0.24	1.00	ug/L
591-78-6	2-Hexanone	5.00	U	0.92	5.00	ug/L
124-48-1	Dibromochloromethane	1.00	U	0.18	1.00	ug/L
106-93-4	1,2-Dibromoethane	1.00	U	0.16	1.00	ug/L
127-18-4	Tetrachloroethene	1.10		0.17	1.00	ug/L
108-90-7	Chlorobenzene	1.00	U	0.17	1.00	ug/L
100-41-4	Ethyl Benzene	1.00	U	0.18	1.00	ug/L
179601-23-1	m/p-Xylenes	2.00	U	0.32	2.00	ug/L
95-47-6	o-Xylene	1.00	U	0.19	1.00	ug/L
100-42-5	Styrene	1.00	U	0.16	1.00	ug/L
75-25-2	Bromoform	1.00	U	0.19	1.00	ug/L
98-82-8	Isopropylbenzene	1.00	U	0.23	1.00	ug/L
79-34-5	1,1,2,2-Tetrachloroethane	1.00	U	0.29	1.00	ug/L
541-73-1	1,3-Dichlorobenzene	1.00	U	0.19	1.00	ug/L
106-46-7	1,4-Dichlorobenzene	1.00	U	0.20	1.00	ug/L
95-50-1	1,2-Dichlorobenzene	1.00	U	0.19	1.00	ug/L
96-12-8	1,2-Dibromo-3-Chloropropane	1.00	U	0.47	1.00	ug/L
120-82-1	1,2,4-Trichlorobenzene	1.00	U	0.30	1.00	ug/L
87-61-6	1,2,3-Trichlorobenzene	1.00	U	0.35	1.00	ug/L
SURROGATES						
17060-07-0	1,2-Dichloroethane-d4	51.9		78 - 117	104%	SPK: 50
1868-53-7	Dibromofluoromethane	50.4		75 - 124	101%	SPK: 50
2037-26-5	Toluene-d8	52.6		92 - 112	105%	SPK: 50
460-00-4	4-Bromofluorobenzene	50.7		83 - 123	101%	SPK: 50
INTERNAL STANDARDS						
363-72-4	Pentafluorobenzene	168000	5.562			
540-36-3	1,4-Difluorobenzene	283000	6.769			
3114-55-4	Chlorobenzene-d5	258000	10.055			
3855-82-1	1,4-Dichlorobenzene-d4	101000	12.024			

Report of Analysis

Client:	EA Engineering Science & Technology	Date Collected:	07/21/21
Project:	NYSDEC - National Heatset	Date Received:	07/22/21
Client Sample ID:	152140-DDC-2-PS	SDG No.:	M3146
Lab Sample ID:	M3146-10	Matrix:	Water
Analytical Method:	SW8260	% Moisture:	100
Sample Wt/Vol:	5 Units: mL	Final Vol:	5000 uL
Soil Aliquot Vol:	uL	Test:	VOC-TCLVOA-10
GC Column:	DB-624UI ID : 0.18	Level :	LOW

File ID/Qc Batch:	Dilution:	Prep Date	Date Analyzed	Prep Batch ID
VX023477.D	1		07/27/21 15:13	VX072721

CAS Number	Parameter	Conc.	Qualifier	MDL	LOQ / CRQL	Units

U = Not Detected
LOQ = Limit of Quantitation
MDL = Method Detection Limit
LOD = Limit of Detection
E = Value Exceeds Calibration Range
Q = indicates LCS control criteria did not meet requirements
M = MS/MSD acceptance criteria did not meet requirements

J = Estimated Value
B = Analyte Found in Associated Method Blank
N = Presumptive Evidence of a Compound
* = Values outside of QC limits
D = Dilution
() = Laboratory InHouse Limit
A = Aldol-Condensation Reaction Products

Report of Analysis

Client:	EA Engineering Science & Technology	Date Collected:	07/21/21
Project:	NYSDEC - National Heatset	Date Received:	07/22/21
Client Sample ID:	152140-MW-1S(ONSITE)	SDG No.:	M3146
Lab Sample ID:	M3146-11	Matrix:	Water
Analytical Method:	SW8260	% Moisture:	100
Sample Wt/Vol:	5 Units: mL	Final Vol:	5000 uL
Soil Aliquot Vol:	uL	Test:	VOC-TCLVOA-10
GC Column:	DB-624UI ID : 0.18	Level :	LOW

File ID/Qc Batch:	Dilution:	Prep Date	Date Analyzed	Prep Batch ID
VX023427.D	1		07/23/21 16:35	VX072321

CAS Number	Parameter	Conc.	Qualifier	MDL	LOQ / CRQL	Units
TARGETS						
75-71-8	Dichlorodifluoromethane	1.00	U	0.23	1.00	ug/L
74-87-3	Chloromethane	1.00	U	0.20	1.00	ug/L
75-01-4	Vinyl Chloride	1.00	U	0.19	1.00	ug/L
74-83-9	Bromomethane	5.00	U	0.87	5.00	ug/L
75-00-3	Chloroethane	1.00	U	0.35	1.00	ug/L
75-69-4	Trichlorofluoromethane	1.00	U	0.25	1.00	ug/L
76-13-1	1,1,2-Trichlorotrifluoroethane	1.00	U	0.21	1.00	ug/L
75-35-4	1,1-Dichloroethene	1.00	U	0.26	1.00	ug/L
67-64-1	Acetone	2.70	J	1.60	5.00	ug/L
75-15-0	Carbon Disulfide	1.00	U	0.25	1.00	ug/L
1634-04-4	Methyl tert-butyl Ether	1.00	U	0.22	1.00	ug/L
79-20-9	Methyl Acetate	1.00	U	0.47	1.00	ug/L
75-09-2	Methylene Chloride	1.00	U	0.18	1.00	ug/L
156-60-5	trans-1,2-Dichloroethene	1.00	U	0.19	1.00	ug/L
75-34-3	1,1-Dichloroethane	1.00	U	0.21	1.00	ug/L
110-82-7	Cyclohexane	5.00	U	1.30	5.00	ug/L
78-93-3	2-Butanone	5.00	U	0.90	5.00	ug/L
56-23-5	Carbon Tetrachloride	1.00	U	0.27	1.00	ug/L
156-59-2	cis-1,2-Dichloroethene	1.00	U	0.22	1.00	ug/L
74-97-5	Bromochloromethane	1.00	U	0.26	1.00	ug/L
67-66-3	Chloroform	1.00	U	0.27	1.00	ug/L
71-55-6	1,1,1-Trichloroethane	1.00	U	0.20	1.00	ug/L
108-87-2	Methylcyclohexane	1.00	U	0.14	1.00	ug/L
71-43-2	Benzene	1.00	U	0.18	1.00	ug/L
107-06-2	1,2-Dichloroethane	1.00	U	0.25	1.00	ug/L
79-01-6	Trichloroethene	1.00	U	0.17	1.00	ug/L
78-87-5	1,2-Dichloropropane	1.00	U	0.17	1.00	ug/L
75-27-4	Bromodichloromethane	1.00	U	0.20	1.00	ug/L
108-10-1	4-Methyl-2-Pentanone	5.00	U	0.87	5.00	ug/L
108-88-3	Toluene	1.00	U	0.22	1.00	ug/L
10061-02-6	t-1,3-Dichloropropene	1.00	U	0.18	1.00	ug/L
10061-01-5	cis-1,3-Dichloropropene	1.00	U	0.17	1.00	ug/L

Report of Analysis

Client:	EA Engineering Science & Technology	Date Collected:	07/21/21
Project:	NYSDEC - National Heatset	Date Received:	07/22/21
Client Sample ID:	152140-MW-1S(ONSITE)	SDG No.:	M3146
Lab Sample ID:	M3146-11	Matrix:	Water
Analytical Method:	SW8260	% Moisture:	100
Sample Wt/Vol:	5 Units: mL	Final Vol:	5000 uL
Soil Aliquot Vol:	uL	Test:	VOC-TCLVOA-10
GC Column:	DB-624UI ID : 0.18	Level :	LOW

File ID/Qc Batch:	Dilution:	Prep Date	Date Analyzed	Prep Batch ID
VX023427.D	1		07/23/21 16:35	VX072321

CAS Number	Parameter	Conc.	Qualifier	MDL	LOQ / CRQL	Units
79-00-5	1,1,2-Trichloroethane	1.00	U	0.24	1.00	ug/L
591-78-6	2-Hexanone	5.00	U	0.92	5.00	ug/L
124-48-1	Dibromochloromethane	1.00	U	0.18	1.00	ug/L
106-93-4	1,2-Dibromoethane	1.00	U	0.16	1.00	ug/L
127-18-4	Tetrachloroethene	0.43	J	0.17	1.00	ug/L
108-90-7	Chlorobenzene	1.00	U	0.17	1.00	ug/L
100-41-4	Ethyl Benzene	1.00	U	0.18	1.00	ug/L
179601-23-1	m/p-Xylenes	2.00	U	0.32	2.00	ug/L
95-47-6	o-Xylene	1.00	U	0.19	1.00	ug/L
100-42-5	Styrene	1.00	U	0.16	1.00	ug/L
75-25-2	Bromoform	1.00	U	0.19	1.00	ug/L
98-82-8	Isopropylbenzene	1.00	U	0.23	1.00	ug/L
79-34-5	1,1,2,2-Tetrachloroethane	1.00	U	0.29	1.00	ug/L
541-73-1	1,3-Dichlorobenzene	1.00	U	0.19	1.00	ug/L
106-46-7	1,4-Dichlorobenzene	1.00	U	0.20	1.00	ug/L
95-50-1	1,2-Dichlorobenzene	1.00	U	0.19	1.00	ug/L
96-12-8	1,2-Dibromo-3-Chloropropane	1.00	U	0.47	1.00	ug/L
120-82-1	1,2,4-Trichlorobenzene	1.00	U	0.30	1.00	ug/L
87-61-6	1,2,3-Trichlorobenzene	1.00	U	0.35	1.00	ug/L
SURROGATES						
17060-07-0	1,2-Dichloroethane-d4	51.8		78 - 117	104%	SPK: 50
1868-53-7	Dibromofluoromethane	50.8		75 - 124	102%	SPK: 50
2037-26-5	Toluene-d8	50.9		92 - 112	102%	SPK: 50
460-00-4	4-Bromofluorobenzene	46.4		83 - 123	93%	SPK: 50
INTERNAL STANDARDS						
363-72-4	Pentafluorobenzene	167000	5.562			
540-36-3	1,4-Difluorobenzene	283000	6.769			
3114-55-4	Chlorobenzene-d5	240000	10.061			
3855-82-1	1,4-Dichlorobenzene-d4	93800	12.024			

Report of Analysis

Client:	EA Engineering Science & Technology	Date Collected:	07/21/21
Project:	NYSDEC - National Heatset	Date Received:	07/22/21
Client Sample ID:	152140-MW-1S(ONSITE)	SDG No.:	M3146
Lab Sample ID:	M3146-11	Matrix:	Water
Analytical Method:	SW8260	% Moisture:	100
Sample Wt/Vol:	5 Units: mL	Final Vol:	5000 uL
Soil Aliquot Vol:	uL	Test:	VOC-TCLVOA-10
GC Column:	DB-624UI ID : 0.18	Level :	LOW

File ID/Qc Batch:	Dilution:	Prep Date	Date Analyzed	Prep Batch ID
VX023427.D	1		07/23/21 16:35	VX072321

CAS Number	Parameter	Conc.	Qualifier	MDL	LOQ / CRQL	Units

U = Not Detected
LOQ = Limit of Quantitation
MDL = Method Detection Limit
LOD = Limit of Detection
E = Value Exceeds Calibration Range
Q = indicates LCS control criteria did not meet requirements
M = MS/MSD acceptance criteria did not meet requirements

J = Estimated Value
B = Analyte Found in Associated Method Blank
N = Presumptive Evidence of a Compound
* = Values outside of QC limits
D = Dilution
() = Laboratory InHouse Limit
A = Aldol-Condensation Reaction Products

Report of Analysis

Client:	EA Engineering Science & Technology	Date Collected:	07/21/21
Project:	NYSDEC - National Heatset	Date Received:	07/22/21
Client Sample ID:	152140-DDC-3-PS	SDG No.:	M3146
Lab Sample ID:	M3146-12	Matrix:	Water
Analytical Method:	SW8260	% Moisture:	100
Sample Wt/Vol:	5 Units: mL	Final Vol:	5000 uL
Soil Aliquot Vol:	uL	Test:	VOC-TCLVOA-10
GC Column:	DB-624UI ID : 0.18	Level :	LOW

File ID/Qc Batch:	Dilution:	Prep Date	Date Analyzed	Prep Batch ID
VX023478.D	1		07/27/21 15:37	VX072721

CAS Number	Parameter	Conc.	Qualifier	MDL	LOQ / CRQL	Units
TARGETS						
75-71-8	Dichlorodifluoromethane	1.00	U	0.23	1.00	ug/L
74-87-3	Chloromethane	1.00	U	0.20	1.00	ug/L
75-01-4	Vinyl Chloride	1.00	U	0.19	1.00	ug/L
74-83-9	Bromomethane	5.00	U	0.87	5.00	ug/L
75-00-3	Chloroethane	1.00	U	0.35	1.00	ug/L
75-69-4	Trichlorofluoromethane	1.00	U	0.25	1.00	ug/L
76-13-1	1,1,2-Trichlorotrifluoroethane	1.00	U	0.21	1.00	ug/L
75-35-4	1,1-Dichloroethene	1.00	U	0.26	1.00	ug/L
67-64-1	Acetone	3.60	J	1.60	5.00	ug/L
75-15-0	Carbon Disulfide	1.00	U	0.25	1.00	ug/L
1634-04-4	Methyl tert-butyl Ether	1.00	U	0.22	1.00	ug/L
79-20-9	Methyl Acetate	1.00	U	0.47	1.00	ug/L
75-09-2	Methylene Chloride	0.43	J	0.18	1.00	ug/L
156-60-5	trans-1,2-Dichloroethene	1.00	U	0.19	1.00	ug/L
75-34-3	1,1-Dichloroethane	1.00	U	0.21	1.00	ug/L
110-82-7	Cyclohexane	5.00	U	1.30	5.00	ug/L
78-93-3	2-Butanone	5.00	U	0.90	5.00	ug/L
56-23-5	Carbon Tetrachloride	1.00	U	0.27	1.00	ug/L
156-59-2	cis-1,2-Dichloroethene	0.54	J	0.22	1.00	ug/L
74-97-5	Bromochloromethane	1.00	U	0.26	1.00	ug/L
67-66-3	Chloroform	0.88	J	0.27	1.00	ug/L
71-55-6	1,1,1-Trichloroethane	1.00	U	0.20	1.00	ug/L
108-87-2	Methylcyclohexane	1.00	U	0.14	1.00	ug/L
71-43-2	Benzene	1.00	U	0.18	1.00	ug/L
107-06-2	1,2-Dichloroethane	1.00	U	0.25	1.00	ug/L
79-01-6	Trichloroethene	1.00	U	0.17	1.00	ug/L
78-87-5	1,2-Dichloropropane	1.00	U	0.17	1.00	ug/L
75-27-4	Bromodichloromethane	1.00	U	0.20	1.00	ug/L
108-10-1	4-Methyl-2-Pentanone	5.00	U	0.87	5.00	ug/L
108-88-3	Toluene	1.00	U	0.22	1.00	ug/L
10061-02-6	t-1,3-Dichloropropene	1.00	U	0.18	1.00	ug/L
10061-01-5	cis-1,3-Dichloropropene	1.00	U	0.17	1.00	ug/L

Report of Analysis

Client:	EA Engineering Science & Technology	Date Collected:	07/21/21
Project:	NYSDEC - National Heatset	Date Received:	07/22/21
Client Sample ID:	152140-DDC-3-PS	SDG No.:	M3146
Lab Sample ID:	M3146-12	Matrix:	Water
Analytical Method:	SW8260	% Moisture:	100
Sample Wt/Vol:	5 Units: mL	Final Vol:	5000 uL
Soil Aliquot Vol:	uL	Test:	VOC-TCLVOA-10
GC Column:	DB-624UI ID : 0.18	Level :	LOW

File ID/Qc Batch:	Dilution:	Prep Date	Date Analyzed	Prep Batch ID
VX023478.D	1		07/27/21 15:37	VX072721

CAS Number	Parameter	Conc.	Qualifier	MDL	LOQ / CRQL	Units
79-00-5	1,1,2-Trichloroethane	1.00	U	0.24	1.00	ug/L
591-78-6	2-Hexanone	5.00	U	0.92	5.00	ug/L
124-48-1	Dibromochloromethane	1.00	U	0.18	1.00	ug/L
106-93-4	1,2-Dibromoethane	1.00	U	0.16	1.00	ug/L
127-18-4	Tetrachloroethene	43.0		0.17	1.00	ug/L
108-90-7	Chlorobenzene	1.00	U	0.17	1.00	ug/L
100-41-4	Ethyl Benzene	1.00	U	0.18	1.00	ug/L
179601-23-1	m/p-Xylenes	2.00	U	0.32	2.00	ug/L
95-47-6	o-Xylene	1.00	U	0.19	1.00	ug/L
100-42-5	Styrene	1.00	U	0.16	1.00	ug/L
75-25-2	Bromoform	1.00	U	0.19	1.00	ug/L
98-82-8	Isopropylbenzene	1.00	U	0.23	1.00	ug/L
79-34-5	1,1,2,2-Tetrachloroethane	1.00	U	0.29	1.00	ug/L
541-73-1	1,3-Dichlorobenzene	1.00	U	0.19	1.00	ug/L
106-46-7	1,4-Dichlorobenzene	1.00	U	0.20	1.00	ug/L
95-50-1	1,2-Dichlorobenzene	1.00	U	0.19	1.00	ug/L
96-12-8	1,2-Dibromo-3-Chloropropane	1.00	U	0.47	1.00	ug/L
120-82-1	1,2,4-Trichlorobenzene	1.00	U	0.30	1.00	ug/L
87-61-6	1,2,3-Trichlorobenzene	1.00	U	0.35	1.00	ug/L
SURROGATES						
17060-07-0	1,2-Dichloroethane-d4	53.3		78 - 117	107%	SPK: 50
1868-53-7	Dibromofluoromethane	51.0		75 - 124	102%	SPK: 50
2037-26-5	Toluene-d8	50.9		92 - 112	102%	SPK: 50
460-00-4	4-Bromofluorobenzene	46.2		83 - 123	92%	SPK: 50
INTERNAL STANDARDS						
363-72-4	Pentafluorobenzene	166000	5.562			
540-36-3	1,4-Difluorobenzene	284000	6.769			
3114-55-4	Chlorobenzene-d5	242000	10.055			
3855-82-1	1,4-Dichlorobenzene-d4	94600	12.024			
TENTATIVE IDENTIFIED COMPOUNDS						
67-72-1	Hexachloroethane	3.50	J		12.5	ug/L

Report of Analysis

Client:	EA Engineering Science & Technology	Date Collected:	07/21/21
Project:	NYSDEC - National Heatset	Date Received:	07/22/21
Client Sample ID:	152140-DDC-3-PS	SDG No.:	M3146
Lab Sample ID:	M3146-12	Matrix:	Water
Analytical Method:	SW8260	% Moisture:	100
Sample Wt/Vol:	5 Units: mL	Final Vol:	5000 uL
Soil Aliquot Vol:	uL	Test:	VOC-TCLVOA-10
GC Column:	DB-624UI ID : 0.18	Level :	LOW

File ID/Qc Batch:	Dilution:	Prep Date	Date Analyzed	Prep Batch ID
VX023478.D	1		07/27/21 15:37	VX072721

CAS Number	Parameter	Conc.	Qualifier	MDL	LOQ / CRQL	Units

U = Not Detected
LOQ = Limit of Quantitation
MDL = Method Detection Limit
LOD = Limit of Detection
E = Value Exceeds Calibration Range
Q = indicates LCS control criteria did not meet requirements
M = MS/MSD acceptance criteria did not meet requirements

J = Estimated Value
B = Analyte Found in Associated Method Blank
N = Presumptive Evidence of a Compound
* = Values outside of QC limits
D = Dilution
() = Laboratory InHouse Limit
A = Aldol-Condensation Reaction Products

Report of Analysis

Client:	EA Engineering Science & Technology	Date Collected:	07/21/21
Project:	NYSDEC - National Heatset	Date Received:	07/22/21
Client Sample ID:	152140-MW-6S	SDG No.:	M3146
Lab Sample ID:	M3146-13	Matrix:	Water
Analytical Method:	SW8260	% Moisture:	100
Sample Wt/Vol:	5 Units: mL	Final Vol:	5000 uL
Soil Aliquot Vol:	uL	Test:	VOC-TCLVOA-10
GC Column:	DB-624UI ID : 0.18	Level :	LOW

File ID/Qc Batch:	Dilution:	Prep Date	Date Analyzed	Prep Batch ID
VX023428.D	1		07/23/21 16:59	VX072321

CAS Number	Parameter	Conc.	Qualifier	MDL	LOQ / CRQL	Units
TARGETS						
75-71-8	Dichlorodifluoromethane	1.00	U	0.23	1.00	ug/L
74-87-3	Chloromethane	1.00	U	0.20	1.00	ug/L
75-01-4	Vinyl Chloride	1.00	U	0.19	1.00	ug/L
74-83-9	Bromomethane	5.00	U	0.87	5.00	ug/L
75-00-3	Chloroethane	1.00	U	0.35	1.00	ug/L
75-69-4	Trichlorofluoromethane	1.00	U	0.25	1.00	ug/L
76-13-1	1,1,2-Trichlorotrifluoroethane	1.00	U	0.21	1.00	ug/L
75-35-4	1,1-Dichloroethene	1.00	U	0.26	1.00	ug/L
67-64-1	Acetone	3.20	J	1.60	5.00	ug/L
75-15-0	Carbon Disulfide	1.00	U	0.25	1.00	ug/L
1634-04-4	Methyl tert-butyl Ether	1.00	U	0.22	1.00	ug/L
79-20-9	Methyl Acetate	1.00	U	0.47	1.00	ug/L
75-09-2	Methylene Chloride	0.40	J	0.18	1.00	ug/L
156-60-5	trans-1,2-Dichloroethene	1.00	U	0.19	1.00	ug/L
75-34-3	1,1-Dichloroethane	1.00	U	0.21	1.00	ug/L
110-82-7	Cyclohexane	5.00	U	1.30	5.00	ug/L
78-93-3	2-Butanone	5.00	U	0.90	5.00	ug/L
56-23-5	Carbon Tetrachloride	1.00	U	0.27	1.00	ug/L
156-59-2	cis-1,2-Dichloroethene	1.00	U	0.22	1.00	ug/L
74-97-5	Bromochloromethane	1.00	U	0.26	1.00	ug/L
67-66-3	Chloroform	1.00	U	0.27	1.00	ug/L
71-55-6	1,1,1-Trichloroethane	1.00	U	0.20	1.00	ug/L
108-87-2	Methylcyclohexane	1.00	U	0.14	1.00	ug/L
71-43-2	Benzene	1.00	U	0.18	1.00	ug/L
107-06-2	1,2-Dichloroethane	1.00	U	0.25	1.00	ug/L
79-01-6	Trichloroethene	1.00	U	0.17	1.00	ug/L
78-87-5	1,2-Dichloropropane	1.00	U	0.17	1.00	ug/L
75-27-4	Bromodichloromethane	1.00	U	0.20	1.00	ug/L
108-10-1	4-Methyl-2-Pentanone	5.00	U	0.87	5.00	ug/L
108-88-3	Toluene	1.00	U	0.22	1.00	ug/L
10061-02-6	t-1,3-Dichloropropene	1.00	U	0.18	1.00	ug/L
10061-01-5	cis-1,3-Dichloropropene	1.00	U	0.17	1.00	ug/L

Report of Analysis

Client:	EA Engineering Science & Technology	Date Collected:	07/21/21
Project:	NYSDEC - National Heatset	Date Received:	07/22/21
Client Sample ID:	152140-MW-6S	SDG No.:	M3146
Lab Sample ID:	M3146-13	Matrix:	Water
Analytical Method:	SW8260	% Moisture:	100
Sample Wt/Vol:	5 Units: mL	Final Vol:	5000 uL
Soil Aliquot Vol:	uL	Test:	VOC-TCLVOA-10
GC Column:	DB-624UI ID : 0.18	Level :	LOW

File ID/Qc Batch:	Dilution:	Prep Date	Date Analyzed	Prep Batch ID
VX023428.D	1		07/23/21 16:59	VX072321

CAS Number	Parameter	Conc.	Qualifier	MDL	LOQ / CRQL	Units
79-00-5	1,1,2-Trichloroethane	1.00	U	0.24	1.00	ug/L
591-78-6	2-Hexanone	5.00	U	0.92	5.00	ug/L
124-48-1	Dibromochloromethane	1.00	U	0.18	1.00	ug/L
106-93-4	1,2-Dibromoethane	1.00	U	0.16	1.00	ug/L
127-18-4	Tetrachloroethene	0.65	J	0.17	1.00	ug/L
108-90-7	Chlorobenzene	1.00	U	0.17	1.00	ug/L
100-41-4	Ethyl Benzene	1.00	U	0.18	1.00	ug/L
179601-23-1	m/p-Xylenes	2.00	U	0.32	2.00	ug/L
95-47-6	o-Xylene	1.00	U	0.19	1.00	ug/L
100-42-5	Styrene	1.00	U	0.16	1.00	ug/L
75-25-2	Bromoform	1.00	U	0.19	1.00	ug/L
98-82-8	Isopropylbenzene	1.00	U	0.23	1.00	ug/L
79-34-5	1,1,2,2-Tetrachloroethane	1.00	U	0.29	1.00	ug/L
541-73-1	1,3-Dichlorobenzene	1.00	U	0.19	1.00	ug/L
106-46-7	1,4-Dichlorobenzene	1.00	U	0.20	1.00	ug/L
95-50-1	1,2-Dichlorobenzene	1.00	U	0.19	1.00	ug/L
96-12-8	1,2-Dibromo-3-Chloropropane	1.00	U	0.47	1.00	ug/L
120-82-1	1,2,4-Trichlorobenzene	1.00	U	0.30	1.00	ug/L
87-61-6	1,2,3-Trichlorobenzene	1.00	U	0.35	1.00	ug/L
SURROGATES						
17060-07-0	1,2-Dichloroethane-d4	51.4		78 - 117	103%	SPK: 50
1868-53-7	Dibromofluoromethane	50.9		75 - 124	102%	SPK: 50
2037-26-5	Toluene-d8	52.8		92 - 112	106%	SPK: 50
460-00-4	4-Bromofluorobenzene	50.0		83 - 123	100%	SPK: 50
INTERNAL STANDARDS						
363-72-4	Pentafluorobenzene	179000	5.562			
540-36-3	1,4-Difluorobenzene	298000	6.769			
3114-55-4	Chlorobenzene-d5	271000	10.055			
3855-82-1	1,4-Dichlorobenzene-d4	105000	12.024			

Report of Analysis

Client:	EA Engineering Science & Technology	Date Collected:	07/21/21
Project:	NYSDEC - National Heatset	Date Received:	07/22/21
Client Sample ID:	152140-MW-6S	SDG No.:	M3146
Lab Sample ID:	M3146-13	Matrix:	Water
Analytical Method:	SW8260	% Moisture:	100
Sample Wt/Vol:	5 Units: mL	Final Vol:	5000 uL
Soil Aliquot Vol:	uL	Test:	VOC-TCLVOA-10
GC Column:	DB-624UI ID : 0.18	Level :	LOW

File ID/Qc Batch:	Dilution:	Prep Date	Date Analyzed	Prep Batch ID
VX023428.D	1		07/23/21 16:59	VX072321

CAS Number	Parameter	Conc.	Qualifier	MDL	LOQ / CRQL	Units

U = Not Detected
LOQ = Limit of Quantitation
MDL = Method Detection Limit
LOD = Limit of Detection
E = Value Exceeds Calibration Range
Q = indicates LCS control criteria did not meet requirements
M = MS/MSD acceptance criteria did not meet requirements

J = Estimated Value
B = Analyte Found in Associated Method Blank
N = Presumptive Evidence of a Compound
* = Values outside of QC limits
D = Dilution
() = Laboratory InHouse Limit
A = Aldol-Condensation Reaction Products

Report of Analysis

Client:	EA Engineering Science & Technology	Date Collected:	07/21/21
Project:	NYSDEC - National Heatset	Date Received:	07/22/21
Client Sample ID:	152140-MW-10(ONSITE)	SDG No.:	M3146
Lab Sample ID:	M3146-14	Matrix:	Water
Analytical Method:	SW8260	% Moisture:	100
Sample Wt/Vol:	5 Units: mL	Final Vol:	5000 uL
Soil Aliquot Vol:	uL	Test:	VOC-TCLVOA-10
GC Column:	DB-624UI ID : 0.18	Level :	LOW

File ID/Qc Batch:	Dilution:	Prep Date	Date Analyzed	Prep Batch ID
VX023429.D	1		07/23/21 17:22	VX072321

CAS Number	Parameter	Conc.	Qualifier	MDL	LOQ / CRQL	Units
TARGETS						
75-71-8	Dichlorodifluoromethane	1.00	U	0.23	1.00	ug/L
74-87-3	Chloromethane	1.00	U	0.20	1.00	ug/L
75-01-4	Vinyl Chloride	1.00	U	0.19	1.00	ug/L
74-83-9	Bromomethane	5.00	U	0.87	5.00	ug/L
75-00-3	Chloroethane	1.00	U	0.35	1.00	ug/L
75-69-4	Trichlorofluoromethane	1.00	U	0.25	1.00	ug/L
76-13-1	1,1,2-Trichlorotrifluoroethane	1.00	U	0.21	1.00	ug/L
75-35-4	1,1-Dichloroethene	1.00	U	0.26	1.00	ug/L
67-64-1	Acetone	3.70	J	1.60	5.00	ug/L
75-15-0	Carbon Disulfide	1.00	U	0.25	1.00	ug/L
1634-04-4	Methyl tert-butyl Ether	1.00	U	0.22	1.00	ug/L
79-20-9	Methyl Acetate	1.00	U	0.47	1.00	ug/L
75-09-2	Methylene Chloride	0.48	J	0.18	1.00	ug/L
156-60-5	trans-1,2-Dichloroethene	1.00	U	0.19	1.00	ug/L
75-34-3	1,1-Dichloroethane	1.00	U	0.21	1.00	ug/L
110-82-7	Cyclohexane	5.00	U	1.30	5.00	ug/L
78-93-3	2-Butanone	5.00	U	0.90	5.00	ug/L
56-23-5	Carbon Tetrachloride	1.00	U	0.27	1.00	ug/L
156-59-2	cis-1,2-Dichloroethene	0.50	J	0.22	1.00	ug/L
74-97-5	Bromochloromethane	1.00	U	0.26	1.00	ug/L
67-66-3	Chloroform	1.00	U	0.27	1.00	ug/L
71-55-6	1,1,1-Trichloroethane	1.00	U	0.20	1.00	ug/L
108-87-2	Methylcyclohexane	1.00	U	0.14	1.00	ug/L
71-43-2	Benzene	1.00	U	0.18	1.00	ug/L
107-06-2	1,2-Dichloroethane	1.00	U	0.25	1.00	ug/L
79-01-6	Trichloroethene	0.30	J	0.17	1.00	ug/L
78-87-5	1,2-Dichloropropane	1.00	U	0.17	1.00	ug/L
75-27-4	Bromodichloromethane	1.00	U	0.20	1.00	ug/L
108-10-1	4-Methyl-2-Pentanone	5.00	U	0.87	5.00	ug/L
108-88-3	Toluene	1.00	U	0.22	1.00	ug/L
10061-02-6	t-1,3-Dichloropropene	1.00	U	0.18	1.00	ug/L
10061-01-5	cis-1,3-Dichloropropene	1.00	U	0.17	1.00	ug/L

Report of Analysis

Client:	EA Engineering Science & Technology	Date Collected:	07/21/21
Project:	NYSDEC - National Heatset	Date Received:	07/22/21
Client Sample ID:	152140-MW-10(ONSITE)	SDG No.:	M3146
Lab Sample ID:	M3146-14	Matrix:	Water
Analytical Method:	SW8260	% Moisture:	100
Sample Wt/Vol:	5 Units: mL	Final Vol:	5000 uL
Soil Aliquot Vol:	uL	Test:	VOC-TCLVOA-10
GC Column:	DB-624UI ID : 0.18	Level :	LOW

File ID/Qc Batch:	Dilution:	Prep Date	Date Analyzed	Prep Batch ID
VX023429.D	1		07/23/21 17:22	VX072321

CAS Number	Parameter	Conc.	Qualifier	MDL	LOQ / CRQL	Units
79-00-5	1,1,2-Trichloroethane	1.00	U	0.24	1.00	ug/L
591-78-6	2-Hexanone	5.00	U	0.92	5.00	ug/L
124-48-1	Dibromochloromethane	1.00	U	0.18	1.00	ug/L
106-93-4	1,2-Dibromoethane	1.00	U	0.16	1.00	ug/L
127-18-4	Tetrachloroethene	0.91	J	0.17	1.00	ug/L
108-90-7	Chlorobenzene	1.00	U	0.17	1.00	ug/L
100-41-4	Ethyl Benzene	1.00	U	0.18	1.00	ug/L
179601-23-1	m/p-Xylenes	2.00	U	0.32	2.00	ug/L
95-47-6	o-Xylene	1.00	U	0.19	1.00	ug/L
100-42-5	Styrene	1.00	U	0.16	1.00	ug/L
75-25-2	Bromoform	1.00	U	0.19	1.00	ug/L
98-82-8	Isopropylbenzene	1.00	U	0.23	1.00	ug/L
79-34-5	1,1,2,2-Tetrachloroethane	1.00	U	0.29	1.00	ug/L
541-73-1	1,3-Dichlorobenzene	1.00	U	0.19	1.00	ug/L
106-46-7	1,4-Dichlorobenzene	1.00	U	0.20	1.00	ug/L
95-50-1	1,2-Dichlorobenzene	1.00	U	0.19	1.00	ug/L
96-12-8	1,2-Dibromo-3-Chloropropane	1.00	U	0.47	1.00	ug/L
120-82-1	1,2,4-Trichlorobenzene	1.00	U	0.30	1.00	ug/L
87-61-6	1,2,3-Trichlorobenzene	1.00	U	0.35	1.00	ug/L
SURROGATES						
17060-07-0	1,2-Dichloroethane-d4	52.7		78 - 117	105%	SPK: 50
1868-53-7	Dibromofluoromethane	50.3		75 - 124	101%	SPK: 50
2037-26-5	Toluene-d8	51.9		92 - 112	104%	SPK: 50
460-00-4	4-Bromofluorobenzene	46.3		83 - 123	93%	SPK: 50
INTERNAL STANDARDS						
363-72-4	Pentafluorobenzene	159000	5.562			
540-36-3	1,4-Difluorobenzene	270000	6.769			
3114-55-4	Chlorobenzene-d5	234000	10.061			
3855-82-1	1,4-Dichlorobenzene-d4	83000	12.024			
TENTATIVE IDENTIFIED COMPOUNDS						
007446-09-5	Sulfur dioxide	13.4	J		1.28	ug/L

Report of Analysis

Client:	EA Engineering Science & Technology	Date Collected:	07/21/21
Project:	NYSDEC - National Heatset	Date Received:	07/22/21
Client Sample ID:	152140-MW-10(ONSITE)	SDG No.:	M3146
Lab Sample ID:	M3146-14	Matrix:	Water
Analytical Method:	SW8260	% Moisture:	100
Sample Wt/Vol:	5 Units: mL	Final Vol:	5000 uL
Soil Aliquot Vol:	uL	Test:	VOC-TCLVOA-10
GC Column:	DB-624UI ID : 0.18	Level :	LOW

File ID/Qc Batch:	Dilution:	Prep Date	Date Analyzed	Prep Batch ID
VX023429.D	1		07/23/21 17:22	VX072321

CAS Number	Parameter	Conc.	Qualifier	MDL	LOQ / CRQL	Units

U = Not Detected
LOQ = Limit of Quantitation
MDL = Method Detection Limit
LOD = Limit of Detection
E = Value Exceeds Calibration Range
Q = indicates LCS control criteria did not meet requirements
M = MS/MSD acceptance criteria did not meet requirements

J = Estimated Value
B = Analyte Found in Associated Method Blank
N = Presumptive Evidence of a Compound
* = Values outside of QC limits
D = Dilution
() = Laboratory InHouse Limit
A = Aldol-Condensation Reaction Products

Report of Analysis

Client:	EA Engineering Science & Technology	Date Collected:	07/21/21
Project:	NYSDEC - National Heatset	Date Received:	07/22/21
Client Sample ID:	152140-DDC-4-PS	SDG No.:	M3146
Lab Sample ID:	M3146-15	Matrix:	Water
Analytical Method:	SW8260	% Moisture:	100
Sample Wt/Vol:	5 Units: mL	Final Vol:	5000 uL
Soil Aliquot Vol:	uL	Test:	VOC-TCLVOA-10
GC Column:	DB-624UI ID : 0.18	Level :	LOW

File ID/Qc Batch:	Dilution:	Prep Date	Date Analyzed	Prep Batch ID
VX023479.D	1		07/27/21 16:00	VX072721

CAS Number	Parameter	Conc.	Qualifier	MDL	LOQ / CRQL	Units
TARGETS						
75-71-8	Dichlorodifluoromethane	1.00	U	0.23	1.00	ug/L
74-87-3	Chloromethane	1.00	U	0.20	1.00	ug/L
75-01-4	Vinyl Chloride	1.00	U	0.19	1.00	ug/L
74-83-9	Bromomethane	5.00	U	0.87	5.00	ug/L
75-00-3	Chloroethane	1.00	U	0.35	1.00	ug/L
75-69-4	Trichlorofluoromethane	1.00	U	0.25	1.00	ug/L
76-13-1	1,1,2-Trichlorotrifluoroethane	1.00	U	0.21	1.00	ug/L
75-35-4	1,1-Dichloroethene	1.00	U	0.26	1.00	ug/L
67-64-1	Acetone	2.80	J	1.60	5.00	ug/L
75-15-0	Carbon Disulfide	1.00	U	0.25	1.00	ug/L
1634-04-4	Methyl tert-butyl Ether	1.00	U	0.22	1.00	ug/L
79-20-9	Methyl Acetate	1.00	U	0.47	1.00	ug/L
75-09-2	Methylene Chloride	0.38	J	0.18	1.00	ug/L
156-60-5	trans-1,2-Dichloroethene	1.00	U	0.19	1.00	ug/L
75-34-3	1,1-Dichloroethane	1.00	U	0.21	1.00	ug/L
110-82-7	Cyclohexane	5.00	U	1.30	5.00	ug/L
78-93-3	2-Butanone	5.00	U	0.90	5.00	ug/L
56-23-5	Carbon Tetrachloride	1.00	U	0.27	1.00	ug/L
156-59-2	cis-1,2-Dichloroethene	0.63	J	0.22	1.00	ug/L
74-97-5	Bromochloromethane	1.00	U	0.26	1.00	ug/L
67-66-3	Chloroform	0.67	J	0.27	1.00	ug/L
71-55-6	1,1,1-Trichloroethane	1.00	U	0.20	1.00	ug/L
108-87-2	Methylcyclohexane	1.00	U	0.14	1.00	ug/L
71-43-2	Benzene	1.00	U	0.18	1.00	ug/L
107-06-2	1,2-Dichloroethane	1.00	U	0.25	1.00	ug/L
79-01-6	Trichloroethene	1.00	U	0.17	1.00	ug/L
78-87-5	1,2-Dichloropropane	1.00	U	0.17	1.00	ug/L
75-27-4	Bromodichloromethane	1.00	U	0.20	1.00	ug/L
108-10-1	4-Methyl-2-Pentanone	5.00	U	0.87	5.00	ug/L
108-88-3	Toluene	1.00	U	0.22	1.00	ug/L
10061-02-6	t-1,3-Dichloropropene	1.00	U	0.18	1.00	ug/L
10061-01-5	cis-1,3-Dichloropropene	1.00	U	0.17	1.00	ug/L

Report of Analysis

Client:	EA Engineering Science & Technology	Date Collected:	07/21/21
Project:	NYSDEC - National Heatset	Date Received:	07/22/21
Client Sample ID:	152140-DDC-4-PS	SDG No.:	M3146
Lab Sample ID:	M3146-15	Matrix:	Water
Analytical Method:	SW8260	% Moisture:	100
Sample Wt/Vol:	5 Units: mL	Final Vol:	5000 uL
Soil Aliquot Vol:	uL	Test:	VOC-TCLVOA-10
GC Column:	DB-624UI ID : 0.18	Level :	LOW

File ID/Qc Batch:	Dilution:	Prep Date	Date Analyzed	Prep Batch ID
VX023479.D	1		07/27/21 16:00	VX072721

CAS Number	Parameter	Conc.	Qualifier	MDL	LOQ / CRQL	Units
79-00-5	1,1,2-Trichloroethane	1.00	U	0.24	1.00	ug/L
591-78-6	2-Hexanone	5.00	U	0.92	5.00	ug/L
124-48-1	Dibromochloromethane	1.00	U	0.18	1.00	ug/L
106-93-4	1,2-Dibromoethane	1.00	U	0.16	1.00	ug/L
127-18-4	Tetrachloroethene	5.50		0.17	1.00	ug/L
108-90-7	Chlorobenzene	1.00	U	0.17	1.00	ug/L
100-41-4	Ethyl Benzene	1.00	U	0.18	1.00	ug/L
179601-23-1	m/p-Xylenes	2.00	U	0.32	2.00	ug/L
95-47-6	o-Xylene	1.00	U	0.19	1.00	ug/L
100-42-5	Styrene	1.00	U	0.16	1.00	ug/L
75-25-2	Bromoform	1.00	U	0.19	1.00	ug/L
98-82-8	Isopropylbenzene	1.00	U	0.23	1.00	ug/L
79-34-5	1,1,2,2-Tetrachloroethane	1.00	U	0.29	1.00	ug/L
541-73-1	1,3-Dichlorobenzene	1.00	U	0.19	1.00	ug/L
106-46-7	1,4-Dichlorobenzene	1.00	U	0.20	1.00	ug/L
95-50-1	1,2-Dichlorobenzene	1.00	U	0.19	1.00	ug/L
96-12-8	1,2-Dibromo-3-Chloropropane	1.00	U	0.47	1.00	ug/L
120-82-1	1,2,4-Trichlorobenzene	1.00	U	0.30	1.00	ug/L
87-61-6	1,2,3-Trichlorobenzene	1.00	U	0.35	1.00	ug/L
SURROGATES						
17060-07-0	1,2-Dichloroethane-d4	52.7		78 - 117	105%	SPK: 50
1868-53-7	Dibromofluoromethane	51.0		75 - 124	102%	SPK: 50
2037-26-5	Toluene-d8	52.4		92 - 112	105%	SPK: 50
460-00-4	4-Bromofluorobenzene	48.7		83 - 123	97%	SPK: 50
INTERNAL STANDARDS						
363-72-4	Pentafluorobenzene	163000	5.562			
540-36-3	1,4-Difluorobenzene	276000	6.769			
3114-55-4	Chlorobenzene-d5	246000	10.055			
3855-82-1	1,4-Dichlorobenzene-d4	93900	12.024			
TENTATIVE IDENTIFIED COMPOUNDS						
67-72-1	Hexachloroethane	2.70	J		12.5	ug/L

Report of Analysis

Client:	EA Engineering Science & Technology	Date Collected:	07/21/21
Project:	NYSDEC - National Heatset	Date Received:	07/22/21
Client Sample ID:	152140-DDC-4-PS	SDG No.:	M3146
Lab Sample ID:	M3146-15	Matrix:	Water
Analytical Method:	SW8260	% Moisture:	100
Sample Wt/Vol:	5 Units: mL	Final Vol:	5000 uL
Soil Aliquot Vol:	uL	Test:	VOC-TCLVOA-10
GC Column:	DB-624UI ID : 0.18	Level :	LOW

File ID/Qc Batch:	Dilution:	Prep Date	Date Analyzed	Prep Batch ID
VX023479.D	1		07/27/21 16:00	VX072721

CAS Number	Parameter	Conc.	Qualifier	MDL	LOQ / CRQL	Units

U = Not Detected
LOQ = Limit of Quantitation
MDL = Method Detection Limit
LOD = Limit of Detection
E = Value Exceeds Calibration Range
Q = indicates LCS control criteria did not meet requirements
M = MS/MSD acceptance criteria did not meet requirements

J = Estimated Value
B = Analyte Found in Associated Method Blank
N = Presumptive Evidence of a Compound
* = Values outside of QC limits
D = Dilution
() = Laboratory InHouse Limit
A = Aldol-Condensation Reaction Products

Report of Analysis

Client:	EA Engineering Science & Technology	Date Collected:	07/21/21
Project:	NYSDEC - National Heatset	Date Received:	07/22/21
Client Sample ID:	152140-MW-14S	SDG No.:	M3146
Lab Sample ID:	M3146-16	Matrix:	Water
Analytical Method:	SW8260	% Moisture:	100
Sample Wt/Vol:	5 Units: mL	Final Vol:	5000 uL
Soil Aliquot Vol:	uL	Test:	VOC-TCLVOA-10
GC Column:	DB-624UI ID : 0.18	Level :	LOW

File ID/Qc Batch:	Dilution:	Prep Date	Date Analyzed	Prep Batch ID
VX023451.D	1		07/26/21 15:14	VX072621

CAS Number	Parameter	Conc.	Qualifier	MDL	LOQ / CRQL	Units
TARGETS						
75-71-8	Dichlorodifluoromethane	1.00	U	0.23	1.00	ug/L
74-87-3	Chloromethane	1.00	U	0.20	1.00	ug/L
75-01-4	Vinyl Chloride	1.00	U	0.19	1.00	ug/L
74-83-9	Bromomethane	5.00	U	0.87	5.00	ug/L
75-00-3	Chloroethane	1.00	U	0.35	1.00	ug/L
75-69-4	Trichlorofluoromethane	1.00	U	0.25	1.00	ug/L
76-13-1	1,1,2-Trichlorotrifluoroethane	1.00	U	0.21	1.00	ug/L
75-35-4	1,1-Dichloroethene	1.00	U	0.26	1.00	ug/L
67-64-1	Acetone	3.10	J	1.60	5.00	ug/L
75-15-0	Carbon Disulfide	1.00	U	0.25	1.00	ug/L
1634-04-4	Methyl tert-butyl Ether	1.00	U	0.22	1.00	ug/L
79-20-9	Methyl Acetate	1.00	U	0.47	1.00	ug/L
75-09-2	Methylene Chloride	1.00	U	0.18	1.00	ug/L
156-60-5	trans-1,2-Dichloroethene	1.00	U	0.19	1.00	ug/L
75-34-3	1,1-Dichloroethane	1.00	U	0.21	1.00	ug/L
110-82-7	Cyclohexane	5.00	U	1.30	5.00	ug/L
78-93-3	2-Butanone	5.00	U	0.90	5.00	ug/L
56-23-5	Carbon Tetrachloride	1.00	U	0.27	1.00	ug/L
156-59-2	cis-1,2-Dichloroethene	0.48	J	0.22	1.00	ug/L
74-97-5	Bromochloromethane	1.00	U	0.26	1.00	ug/L
67-66-3	Chloroform	0.78	J	0.27	1.00	ug/L
71-55-6	1,1,1-Trichloroethane	1.00	U	0.20	1.00	ug/L
108-87-2	Methylcyclohexane	1.00	U	0.14	1.00	ug/L
71-43-2	Benzene	1.00	U	0.18	1.00	ug/L
107-06-2	1,2-Dichloroethane	1.00	U	0.25	1.00	ug/L
79-01-6	Trichloroethene	1.00	U	0.17	1.00	ug/L
78-87-5	1,2-Dichloropropane	1.00	U	0.17	1.00	ug/L
75-27-4	Bromodichloromethane	1.00	U	0.20	1.00	ug/L
108-10-1	4-Methyl-2-Pentanone	5.00	U	0.87	5.00	ug/L
108-88-3	Toluene	1.00	U	0.22	1.00	ug/L
10061-02-6	t-1,3-Dichloropropene	1.00	U	0.18	1.00	ug/L
10061-01-5	cis-1,3-Dichloropropene	1.00	U	0.17	1.00	ug/L

Report of Analysis

Client:	EA Engineering Science & Technology	Date Collected:	07/21/21
Project:	NYSDEC - National Heatset	Date Received:	07/22/21
Client Sample ID:	152140-MW-14S	SDG No.:	M3146
Lab Sample ID:	M3146-16	Matrix:	Water
Analytical Method:	SW8260	% Moisture:	100
Sample Wt/Vol:	5 Units: mL	Final Vol:	5000 uL
Soil Aliquot Vol:	uL	Test:	VOC-TCLVOA-10
GC Column:	DB-624UI ID : 0.18	Level :	LOW

File ID/Qc Batch:	Dilution:	Prep Date	Date Analyzed	Prep Batch ID
VX023451.D	1		07/26/21 15:14	VX072621

CAS Number	Parameter	Conc.	Qualifier	MDL	LOQ / CRQL	Units
79-00-5	1,1,2-Trichloroethane	1.00	U	0.24	1.00	ug/L
591-78-6	2-Hexanone	5.00	U	0.92	5.00	ug/L
124-48-1	Dibromochloromethane	1.00	U	0.18	1.00	ug/L
106-93-4	1,2-Dibromoethane	1.00	U	0.16	1.00	ug/L
127-18-4	Tetrachloroethene	44.2		0.17	1.00	ug/L
108-90-7	Chlorobenzene	1.00	U	0.17	1.00	ug/L
100-41-4	Ethyl Benzene	1.00	U	0.18	1.00	ug/L
179601-23-1	m/p-Xylenes	2.00	U	0.32	2.00	ug/L
95-47-6	o-Xylene	1.00	U	0.19	1.00	ug/L
100-42-5	Styrene	1.00	U	0.16	1.00	ug/L
75-25-2	Bromoform	1.00	U	0.19	1.00	ug/L
98-82-8	Isopropylbenzene	1.00	U	0.23	1.00	ug/L
79-34-5	1,1,2,2-Tetrachloroethane	1.00	U	0.29	1.00	ug/L
541-73-1	1,3-Dichlorobenzene	1.00	U	0.19	1.00	ug/L
106-46-7	1,4-Dichlorobenzene	1.00	U	0.20	1.00	ug/L
95-50-1	1,2-Dichlorobenzene	1.00	U	0.19	1.00	ug/L
96-12-8	1,2-Dibromo-3-Chloropropane	1.00	U	0.47	1.00	ug/L
120-82-1	1,2,4-Trichlorobenzene	1.00	U	0.30	1.00	ug/L
87-61-6	1,2,3-Trichlorobenzene	1.00	U	0.35	1.00	ug/L
SURROGATES						
17060-07-0	1,2-Dichloroethane-d4	52.7		78 - 117	105%	SPK: 50
1868-53-7	Dibromofluoromethane	50.8		75 - 124	102%	SPK: 50
2037-26-5	Toluene-d8	52.2		92 - 112	104%	SPK: 50
460-00-4	4-Bromofluorobenzene	48.2		83 - 123	96%	SPK: 50
INTERNAL STANDARDS						
363-72-4	Pentafluorobenzene	169000	5.562			
540-36-3	1,4-Difluorobenzene	286000	6.769			
3114-55-4	Chlorobenzene-d5	254000	10.061			
3855-82-1	1,4-Dichlorobenzene-d4	95800	12.024			
TENTATIVE IDENTIFIED COMPOUNDS						
67-72-1	Hexachloroethane	3.10	J		12.5	ug/L

Report of Analysis

Client:	EA Engineering Science & Technology	Date Collected:	07/21/21
Project:	NYSDEC - National Heatset	Date Received:	07/22/21
Client Sample ID:	152140-MW-14S	SDG No.:	M3146
Lab Sample ID:	M3146-16	Matrix:	Water
Analytical Method:	SW8260	% Moisture:	100
Sample Wt/Vol:	5 Units: mL	Final Vol:	5000 uL
Soil Aliquot Vol:	uL	Test:	VOC-TCLVOA-10
GC Column:	DB-624UI ID : 0.18	Level :	LOW

File ID/Qc Batch:	Dilution:	Prep Date	Date Analyzed	Prep Batch ID
VX023451.D	1		07/26/21 15:14	VX072621

CAS Number	Parameter	Conc.	Qualifier	MDL	LOQ / CRQL	Units

U = Not Detected
LOQ = Limit of Quantitation
MDL = Method Detection Limit
LOD = Limit of Detection
E = Value Exceeds Calibration Range
Q = indicates LCS control criteria did not meet requirements
M = MS/MSD acceptance criteria did not meet requirements

J = Estimated Value
B = Analyte Found in Associated Method Blank
N = Presumptive Evidence of a Compound
* = Values outside of QC limits
D = Dilution
() = Laboratory InHouse Limit
A = Aldol-Condensation Reaction Products

Report of Analysis

Client:	EA Engineering Science & Technology	Date Collected:	07/21/21
Project:	NYSDEC - National Heatset	Date Received:	07/22/21
Client Sample ID:	152140-MW-1D(ONSITE)	SDG No.:	M3146
Lab Sample ID:	M3146-17	Matrix:	Water
Analytical Method:	SW8260	% Moisture:	100
Sample Wt/Vol:	5 Units: mL	Final Vol:	5000 uL
Soil Aliquot Vol:	uL	Test:	VOC-TCLVOA-10
GC Column:	DB-624UI ID : 0.18	Level :	LOW

File ID/Qc Batch:	Dilution:	Prep Date	Date Analyzed	Prep Batch ID
VX023452.D	1		07/26/21 15:37	VX072621

CAS Number	Parameter	Conc.	Qualifier	MDL	LOQ / CRQL	Units
TARGETS						
75-71-8	Dichlorodifluoromethane	1.00	U	0.23	1.00	ug/L
74-87-3	Chloromethane	1.00	U	0.20	1.00	ug/L
75-01-4	Vinyl Chloride	1.00	U	0.19	1.00	ug/L
74-83-9	Bromomethane	5.00	U	0.87	5.00	ug/L
75-00-3	Chloroethane	1.00	U	0.35	1.00	ug/L
75-69-4	Trichlorofluoromethane	1.00	U	0.25	1.00	ug/L
76-13-1	1,1,2-Trichlorotrifluoroethane	1.00	U	0.21	1.00	ug/L
75-35-4	1,1-Dichloroethene	1.00	U	0.26	1.00	ug/L
67-64-1	Acetone	2.40	J	1.60	5.00	ug/L
75-15-0	Carbon Disulfide	1.00	U	0.25	1.00	ug/L
1634-04-4	Methyl tert-butyl Ether	1.00	U	0.22	1.00	ug/L
79-20-9	Methyl Acetate	1.00	U	0.47	1.00	ug/L
75-09-2	Methylene Chloride	1.00	U	0.18	1.00	ug/L
156-60-5	trans-1,2-Dichloroethene	1.00	U	0.19	1.00	ug/L
75-34-3	1,1-Dichloroethane	1.00	U	0.21	1.00	ug/L
110-82-7	Cyclohexane	5.00	U	1.30	5.00	ug/L
78-93-3	2-Butanone	5.00	U	0.90	5.00	ug/L
56-23-5	Carbon Tetrachloride	1.00	U	0.27	1.00	ug/L
156-59-2	cis-1,2-Dichloroethene	1.00	U	0.22	1.00	ug/L
74-97-5	Bromochloromethane	1.00	U	0.26	1.00	ug/L
67-66-3	Chloroform	1.00	U	0.27	1.00	ug/L
71-55-6	1,1,1-Trichloroethane	1.00	U	0.20	1.00	ug/L
108-87-2	Methylcyclohexane	1.00	U	0.14	1.00	ug/L
71-43-2	Benzene	1.00	U	0.18	1.00	ug/L
107-06-2	1,2-Dichloroethane	1.00	U	0.25	1.00	ug/L
79-01-6	Trichloroethene	1.60		0.17	1.00	ug/L
78-87-5	1,2-Dichloropropane	1.00	U	0.17	1.00	ug/L
75-27-4	Bromodichloromethane	1.00	U	0.20	1.00	ug/L
108-10-1	4-Methyl-2-Pentanone	5.00	U	0.87	5.00	ug/L
108-88-3	Toluene	1.00	U	0.22	1.00	ug/L
10061-02-6	t-1,3-Dichloropropene	1.00	U	0.18	1.00	ug/L
10061-01-5	cis-1,3-Dichloropropene	1.00	U	0.17	1.00	ug/L

Report of Analysis

Client:	EA Engineering Science & Technology	Date Collected:	07/21/21
Project:	NYSDEC - National Heatset	Date Received:	07/22/21
Client Sample ID:	152140-MW-1D(ONSITE)	SDG No.:	M3146
Lab Sample ID:	M3146-17	Matrix:	Water
Analytical Method:	SW8260	% Moisture:	100
Sample Wt/Vol:	5 Units: mL	Final Vol:	5000 uL
Soil Aliquot Vol:	uL	Test:	VOC-TCLVOA-10
GC Column:	DB-624UI ID : 0.18	Level :	LOW

File ID/Qc Batch:	Dilution:	Prep Date	Date Analyzed	Prep Batch ID
VX023452.D	1		07/26/21 15:37	VX072621

CAS Number	Parameter	Conc.	Qualifier	MDL	LOQ / CRQL	Units
79-00-5	1,1,2-Trichloroethane	1.00	U	0.24	1.00	ug/L
591-78-6	2-Hexanone	5.00	U	0.92	5.00	ug/L
124-48-1	Dibromochloromethane	1.00	U	0.18	1.00	ug/L
106-93-4	1,2-Dibromoethane	1.00	U	0.16	1.00	ug/L
127-18-4	Tetrachloroethene	1.20		0.17	1.00	ug/L
108-90-7	Chlorobenzene	1.00	U	0.17	1.00	ug/L
100-41-4	Ethyl Benzene	1.00	U	0.18	1.00	ug/L
179601-23-1	m/p-Xylenes	2.00	U	0.32	2.00	ug/L
95-47-6	o-Xylene	1.00	U	0.19	1.00	ug/L
100-42-5	Styrene	1.00	U	0.16	1.00	ug/L
75-25-2	Bromoform	1.00	U	0.19	1.00	ug/L
98-82-8	Isopropylbenzene	1.00	U	0.23	1.00	ug/L
79-34-5	1,1,2,2-Tetrachloroethane	1.00	U	0.29	1.00	ug/L
541-73-1	1,3-Dichlorobenzene	1.00	U	0.19	1.00	ug/L
106-46-7	1,4-Dichlorobenzene	1.00	U	0.20	1.00	ug/L
95-50-1	1,2-Dichlorobenzene	1.00	U	0.19	1.00	ug/L
96-12-8	1,2-Dibromo-3-Chloropropane	1.00	U	0.47	1.00	ug/L
120-82-1	1,2,4-Trichlorobenzene	1.00	U	0.30	1.00	ug/L
87-61-6	1,2,3-Trichlorobenzene	1.00	U	0.35	1.00	ug/L
SURROGATES						
17060-07-0	1,2-Dichloroethane-d4	52.4		78 - 117	105%	SPK: 50
1868-53-7	Dibromofluoromethane	50.6		75 - 124	101%	SPK: 50
2037-26-5	Toluene-d8	52.4		92 - 112	105%	SPK: 50
460-00-4	4-Bromofluorobenzene	46.2		83 - 123	92%	SPK: 50
INTERNAL STANDARDS						
363-72-4	Pentafluorobenzene	160000	5.568			
540-36-3	1,4-Difluorobenzene	269000	6.769			
3114-55-4	Chlorobenzene-d5	234000	10.055			
3855-82-1	1,4-Dichlorobenzene-d4	85400	12.024			

Report of Analysis

Client:	EA Engineering Science & Technology	Date Collected:	07/21/21
Project:	NYSDEC - National Heatset	Date Received:	07/22/21
Client Sample ID:	152140-MW-1D(ONSITE)	SDG No.:	M3146
Lab Sample ID:	M3146-17	Matrix:	Water
Analytical Method:	SW8260	% Moisture:	100
Sample Wt/Vol:	5 Units: mL	Final Vol:	5000 uL
Soil Aliquot Vol:	uL	Test:	VOC-TCLVOA-10
GC Column:	DB-624UI ID : 0.18	Level :	LOW

File ID/Qc Batch:	Dilution:	Prep Date	Date Analyzed	Prep Batch ID
VX023452.D	1		07/26/21 15:37	VX072621

CAS Number	Parameter	Conc.	Qualifier	MDL	LOQ / CRQL	Units

U = Not Detected
LOQ = Limit of Quantitation
MDL = Method Detection Limit
LOD = Limit of Detection
E = Value Exceeds Calibration Range
Q = indicates LCS control criteria did not meet requirements
M = MS/MSD acceptance criteria did not meet requirements

J = Estimated Value
B = Analyte Found in Associated Method Blank
N = Presumptive Evidence of a Compound
* = Values outside of QC limits
D = Dilution
() = Laboratory InHouse Limit
A = Aldol-Condensation Reaction Products

Report of Analysis

Client:	EA Engineering Science & Technology	Date Collected:	07/21/21
Project:	NYSDEC - National Heatset	Date Received:	07/22/21
Client Sample ID:	152140-MW-15D	SDG No.:	M3146
Lab Sample ID:	M3146-18	Matrix:	Water
Analytical Method:	SW8260	% Moisture:	100
Sample Wt/Vol:	5 Units: mL	Final Vol:	5000 uL
Soil Aliquot Vol:	uL	Test:	VOC-TCLVOA-10
GC Column:	DB-624UI ID : 0.18	Level :	LOW

File ID/Qc Batch:	Dilution:	Prep Date	Date Analyzed	Prep Batch ID
VX023453.D	1		07/26/21 16:01	VX072621

CAS Number	Parameter	Conc.	Qualifier	MDL	LOQ / CRQL	Units
TARGETS						
75-71-8	Dichlorodifluoromethane	1.00	U	0.23	1.00	ug/L
74-87-3	Chloromethane	1.00	U	0.20	1.00	ug/L
75-01-4	Vinyl Chloride	1.00	U	0.19	1.00	ug/L
74-83-9	Bromomethane	5.00	U	0.87	5.00	ug/L
75-00-3	Chloroethane	1.00	U	0.35	1.00	ug/L
75-69-4	Trichlorofluoromethane	1.00	U	0.25	1.00	ug/L
76-13-1	1,1,2-Trichlorotrifluoroethane	1.00	U	0.21	1.00	ug/L
75-35-4	1,1-Dichloroethene	1.00	U	0.26	1.00	ug/L
67-64-1	Acetone	2.80	J	1.60	5.00	ug/L
75-15-0	Carbon Disulfide	1.00	U	0.25	1.00	ug/L
1634-04-4	Methyl tert-butyl Ether	1.00	U	0.22	1.00	ug/L
79-20-9	Methyl Acetate	1.00	U	0.47	1.00	ug/L
75-09-2	Methylene Chloride	1.00	U	0.18	1.00	ug/L
156-60-5	trans-1,2-Dichloroethene	1.00	U	0.19	1.00	ug/L
75-34-3	1,1-Dichloroethane	1.00	U	0.21	1.00	ug/L
110-82-7	Cyclohexane	5.00	U	1.30	5.00	ug/L
78-93-3	2-Butanone	5.00	U	0.90	5.00	ug/L
56-23-5	Carbon Tetrachloride	1.00	U	0.27	1.00	ug/L
156-59-2	cis-1,2-Dichloroethene	1.00	U	0.22	1.00	ug/L
74-97-5	Bromochloromethane	1.00	U	0.26	1.00	ug/L
67-66-3	Chloroform	0.84	J	0.27	1.00	ug/L
71-55-6	1,1,1-Trichloroethane	1.00	U	0.20	1.00	ug/L
108-87-2	Methylcyclohexane	1.00	U	0.14	1.00	ug/L
71-43-2	Benzene	1.00	U	0.18	1.00	ug/L
107-06-2	1,2-Dichloroethane	1.00	U	0.25	1.00	ug/L
79-01-6	Trichloroethene	0.30	J	0.17	1.00	ug/L
78-87-5	1,2-Dichloropropane	1.00	U	0.17	1.00	ug/L
75-27-4	Bromodichloromethane	1.00	U	0.20	1.00	ug/L
108-10-1	4-Methyl-2-Pentanone	5.00	U	0.87	5.00	ug/L
108-88-3	Toluene	1.00	U	0.22	1.00	ug/L
10061-02-6	t-1,3-Dichloropropene	1.00	U	0.18	1.00	ug/L
10061-01-5	cis-1,3-Dichloropropene	1.00	U	0.17	1.00	ug/L

Report of Analysis

Client:	EA Engineering Science & Technology	Date Collected:	07/21/21
Project:	NYSDEC - National Heatset	Date Received:	07/22/21
Client Sample ID:	152140-MW-15D	SDG No.:	M3146
Lab Sample ID:	M3146-18	Matrix:	Water
Analytical Method:	SW8260	% Moisture:	100
Sample Wt/Vol:	5 Units: mL	Final Vol:	5000 uL
Soil Aliquot Vol:	uL	Test:	VOC-TCLVOA-10
GC Column:	DB-624UI ID : 0.18	Level :	LOW

File ID/Qc Batch:	Dilution:	Prep Date	Date Analyzed	Prep Batch ID
VX023453.D	1		07/26/21 16:01	VX072621

CAS Number	Parameter	Conc.	Qualifier	MDL	LOQ / CRQL	Units
79-00-5	1,1,2-Trichloroethane	1.00	U	0.24	1.00	ug/L
591-78-6	2-Hexanone	5.00	U	0.92	5.00	ug/L
124-48-1	Dibromochloromethane	1.00	U	0.18	1.00	ug/L
106-93-4	1,2-Dibromoethane	1.00	U	0.16	1.00	ug/L
127-18-4	Tetrachloroethene	38.8		0.17	1.00	ug/L
108-90-7	Chlorobenzene	1.00	U	0.17	1.00	ug/L
100-41-4	Ethyl Benzene	1.00	U	0.18	1.00	ug/L
179601-23-1	m/p-Xylenes	2.00	U	0.32	2.00	ug/L
95-47-6	o-Xylene	1.00	U	0.19	1.00	ug/L
100-42-5	Styrene	1.00	U	0.16	1.00	ug/L
75-25-2	Bromoform	1.00	U	0.19	1.00	ug/L
98-82-8	Isopropylbenzene	1.00	U	0.23	1.00	ug/L
79-34-5	1,1,2,2-Tetrachloroethane	1.00	U	0.29	1.00	ug/L
541-73-1	1,3-Dichlorobenzene	1.00	U	0.19	1.00	ug/L
106-46-7	1,4-Dichlorobenzene	1.00	U	0.20	1.00	ug/L
95-50-1	1,2-Dichlorobenzene	1.00	U	0.19	1.00	ug/L
96-12-8	1,2-Dibromo-3-Chloropropane	1.00	U	0.47	1.00	ug/L
120-82-1	1,2,4-Trichlorobenzene	1.00	U	0.30	1.00	ug/L
87-61-6	1,2,3-Trichlorobenzene	1.00	U	0.35	1.00	ug/L
SURROGATES						
17060-07-0	1,2-Dichloroethane-d4	51.7		78 - 117	103%	SPK: 50
1868-53-7	Dibromofluoromethane	51.0		75 - 124	102%	SPK: 50
2037-26-5	Toluene-d8	53.1		92 - 112	106%	SPK: 50
460-00-4	4-Bromofluorobenzene	50.7		83 - 123	101%	SPK: 50
INTERNAL STANDARDS						
363-72-4	Pentafluorobenzene	166000	5.562			
540-36-3	1,4-Difluorobenzene	279000	6.769			
3114-55-4	Chlorobenzene-d5	254000	10.055			
3855-82-1	1,4-Dichlorobenzene-d4	101000	12.024			
TENTATIVE IDENTIFIED COMPOUNDS						
67-72-1	Hexachloroethane	3.10	J		12.5	ug/L

Report of Analysis

Client:	EA Engineering Science & Technology	Date Collected:	07/21/21
Project:	NYSDEC - National Heatset	Date Received:	07/22/21
Client Sample ID:	152140-MW-15D	SDG No.:	M3146
Lab Sample ID:	M3146-18	Matrix:	Water
Analytical Method:	SW8260	% Moisture:	100
Sample Wt/Vol:	5 Units: mL	Final Vol:	5000 uL
Soil Aliquot Vol:	uL	Test:	VOC-TCLVOA-10
GC Column:	DB-624UI ID : 0.18	Level :	LOW

File ID/Qc Batch:	Dilution:	Prep Date	Date Analyzed	Prep Batch ID
VX023453.D	1		07/26/21 16:01	VX072621

CAS Number	Parameter	Conc.	Qualifier	MDL	LOQ / CRQL	Units

U = Not Detected
LOQ = Limit of Quantitation
MDL = Method Detection Limit
LOD = Limit of Detection
E = Value Exceeds Calibration Range
Q = indicates LCS control criteria did not meet requirements
M = MS/MSD acceptance criteria did not meet requirements

J = Estimated Value
B = Analyte Found in Associated Method Blank
N = Presumptive Evidence of a Compound
* = Values outside of QC limits
D = Dilution
() = Laboratory InHouse Limit
A = Aldol-Condensation Reaction Products

Report of Analysis

Client:	EA Engineering Science & Technology	Date Collected:	07/21/21
Project:	NYSDEC - National Heatset	Date Received:	07/22/21
Client Sample ID:	152140-DDC-4-PD	SDG No.:	M3146
Lab Sample ID:	M3146-21	Matrix:	Water
Analytical Method:	SW8260	% Moisture:	100
Sample Wt/Vol:	5 Units: mL	Final Vol:	5000 uL
Soil Aliquot Vol:	uL	Test:	VOC-TCLVOA-10
GC Column:	DB-624UI ID : 0.18	Level :	LOW

File ID/Qc Batch:	Dilution:	Prep Date	Date Analyzed	Prep Batch ID
VX023480.D	1		07/27/21 16:24	VX072721

CAS Number	Parameter	Conc.	Qualifier	MDL	LOQ / CRQL	Units
TARGETS						
75-71-8	Dichlorodifluoromethane	1.00	U	0.23	1.00	ug/L
74-87-3	Chloromethane	1.00	U	0.20	1.00	ug/L
75-01-4	Vinyl Chloride	1.00	U	0.19	1.00	ug/L
74-83-9	Bromomethane	5.00	U	0.87	5.00	ug/L
75-00-3	Chloroethane	1.00	U	0.35	1.00	ug/L
75-69-4	Trichlorofluoromethane	1.00	U	0.25	1.00	ug/L
76-13-1	1,1,2-Trichlorotrifluoroethane	1.00	U	0.21	1.00	ug/L
75-35-4	1,1-Dichloroethene	1.00	U	0.26	1.00	ug/L
67-64-1	Acetone	2.90	J	1.60	5.00	ug/L
75-15-0	Carbon Disulfide	1.00	U	0.25	1.00	ug/L
1634-04-4	Methyl tert-butyl Ether	1.00	U	0.22	1.00	ug/L
79-20-9	Methyl Acetate	1.00	U	0.47	1.00	ug/L
75-09-2	Methylene Chloride	1.00	U	0.18	1.00	ug/L
156-60-5	trans-1,2-Dichloroethene	1.00	U	0.19	1.00	ug/L
75-34-3	1,1-Dichloroethane	1.00	U	0.21	1.00	ug/L
110-82-7	Cyclohexane	5.00	U	1.30	5.00	ug/L
78-93-3	2-Butanone	5.00	U	0.90	5.00	ug/L
56-23-5	Carbon Tetrachloride	1.00	U	0.27	1.00	ug/L
156-59-2	cis-1,2-Dichloroethene	1.00	U	0.22	1.00	ug/L
74-97-5	Bromochloromethane	1.00	U	0.26	1.00	ug/L
67-66-3	Chloroform	0.43	J	0.27	1.00	ug/L
71-55-6	1,1,1-Trichloroethane	1.00	U	0.20	1.00	ug/L
108-87-2	Methylcyclohexane	1.00	U	0.14	1.00	ug/L
71-43-2	Benzene	1.00	U	0.18	1.00	ug/L
107-06-2	1,2-Dichloroethane	1.00	U	0.25	1.00	ug/L
79-01-6	Trichloroethene	1.00	U	0.17	1.00	ug/L
78-87-5	1,2-Dichloropropane	1.00	U	0.17	1.00	ug/L
75-27-4	Bromodichloromethane	1.00	U	0.20	1.00	ug/L
108-10-1	4-Methyl-2-Pentanone	5.00	U	0.87	5.00	ug/L
108-88-3	Toluene	1.00	U	0.22	1.00	ug/L
10061-02-6	t-1,3-Dichloropropene	1.00	U	0.18	1.00	ug/L
10061-01-5	cis-1,3-Dichloropropene	1.00	U	0.17	1.00	ug/L

Report of Analysis

Client:	EA Engineering Science & Technology	Date Collected:	07/21/21
Project:	NYSDEC - National Heatset	Date Received:	07/22/21
Client Sample ID:	152140-DDC-4-PD	SDG No.:	M3146
Lab Sample ID:	M3146-21	Matrix:	Water
Analytical Method:	SW8260	% Moisture:	100
Sample Wt/Vol:	5 Units: mL	Final Vol:	5000 uL
Soil Aliquot Vol:	uL	Test:	VOC-TCLVOA-10
GC Column:	DB-624UI ID : 0.18	Level :	LOW

File ID/Qc Batch:	Dilution:	Prep Date	Date Analyzed	Prep Batch ID
VX023480.D	1		07/27/21 16:24	VX072721

CAS Number	Parameter	Conc.	Qualifier	MDL	LOQ / CRQL	Units
79-00-5	1,1,2-Trichloroethane	1.00	U	0.24	1.00	ug/L
591-78-6	2-Hexanone	5.00	U	0.92	5.00	ug/L
124-48-1	Dibromochloromethane	1.00	U	0.18	1.00	ug/L
106-93-4	1,2-Dibromoethane	1.00	U	0.16	1.00	ug/L
127-18-4	Tetrachloroethene	1.70		0.17	1.00	ug/L
108-90-7	Chlorobenzene	1.00	U	0.17	1.00	ug/L
100-41-4	Ethyl Benzene	1.00	U	0.18	1.00	ug/L
179601-23-1	m/p-Xylenes	2.00	U	0.32	2.00	ug/L
95-47-6	o-Xylene	1.00	U	0.19	1.00	ug/L
100-42-5	Styrene	1.00	U	0.16	1.00	ug/L
75-25-2	Bromoform	1.00	U	0.19	1.00	ug/L
98-82-8	Isopropylbenzene	1.00	U	0.23	1.00	ug/L
79-34-5	1,1,2,2-Tetrachloroethane	1.00	U	0.29	1.00	ug/L
541-73-1	1,3-Dichlorobenzene	1.00	U	0.19	1.00	ug/L
106-46-7	1,4-Dichlorobenzene	1.00	U	0.20	1.00	ug/L
95-50-1	1,2-Dichlorobenzene	1.00	U	0.19	1.00	ug/L
96-12-8	1,2-Dibromo-3-Chloropropane	1.00	U	0.47	1.00	ug/L
120-82-1	1,2,4-Trichlorobenzene	1.00	U	0.30	1.00	ug/L
87-61-6	1,2,3-Trichlorobenzene	1.00	U	0.35	1.00	ug/L
SURROGATES						
17060-07-0	1,2-Dichloroethane-d4	53.8		78 - 117	108%	SPK: 50
1868-53-7	Dibromofluoromethane	51.0		75 - 124	102%	SPK: 50
2037-26-5	Toluene-d8	53.1		92 - 112	106%	SPK: 50
460-00-4	4-Bromofluorobenzene	49.1		83 - 123	98%	SPK: 50
INTERNAL STANDARDS						
363-72-4	Pentafluorobenzene	154000	5.562			
540-36-3	1,4-Difluorobenzene	261000	6.769			
3114-55-4	Chlorobenzene-d5	237000	10.055			
3855-82-1	1,4-Dichlorobenzene-d4	89700	12.024			

Report of Analysis

Client:	EA Engineering Science & Technology	Date Collected:	07/21/21
Project:	NYSDEC - National Heatset	Date Received:	07/22/21
Client Sample ID:	152140-DDC-4-PD	SDG No.:	M3146
Lab Sample ID:	M3146-21	Matrix:	Water
Analytical Method:	SW8260	% Moisture:	100
Sample Wt/Vol:	5 Units: mL	Final Vol:	5000 uL
Soil Aliquot Vol:	uL	Test:	VOC-TCLVOA-10
GC Column:	DB-624UI ID : 0.18	Level :	LOW

File ID/Qc Batch:	Dilution:	Prep Date	Date Analyzed	Prep Batch ID
VX023480.D	1		07/27/21 16:24	VX072721

CAS Number	Parameter	Conc.	Qualifier	MDL	LOQ / CRQL	Units

U = Not Detected
LOQ = Limit of Quantitation
MDL = Method Detection Limit
LOD = Limit of Detection
E = Value Exceeds Calibration Range
Q = indicates LCS control criteria did not meet requirements
M = MS/MSD acceptance criteria did not meet requirements

J = Estimated Value
B = Analyte Found in Associated Method Blank
N = Presumptive Evidence of a Compound
* = Values outside of QC limits
D = Dilution
() = Laboratory InHouse Limit
A = Aldol-Condensation Reaction Products

QC SUMMARY

Surrogate Summary

SDG No.: M3146

Client: EA Engineering Science & Technology

Analytical Method: SW8260-Low

Lab Sample ID	Client ID	Parameter	Spike	Result	RecoveryQual	Limits Low	Limits High
M3146-01	152140-DDC-10-PD	1,2-Dichloroethane-d4	50	52.2	104	78	117
		Dibromofluoromethane	50	50.4	101	75	124
		Toluene-d8	50	51.8	104	92	112
		4-Bromofluorobenzene	50	49.6	99	83	123
M3146-02	152140-DDC-7-PD	1,2-Dichloroethane-d4	50	52.6	105	78	117
		Dibromofluoromethane	50	50.8	102	75	124
		Toluene-d8	50	52.7	105	92	112
		4-Bromofluorobenzene	50	45.9	92	83	123
M3146-03	152140-DDC-6-PS	1,2-Dichloroethane-d4	50	51.8	104	78	117
		Dibromofluoromethane	50	51.3	103	75	124
		Toluene-d8	50	52.1	104	92	112
		4-Bromofluorobenzene	50	48.7	97	83	123
M3146-04	152140-DDC-9-PD	1,2-Dichloroethane-d4	50	52.9	106	78	117
		Dibromofluoromethane	50	50.9	102	75	124
		Toluene-d8	50	51.8	104	92	112
		4-Bromofluorobenzene	50	47.0	94	83	123
M3146-05	152140-FD-02	1,2-Dichloroethane-d4	50	52.5	105	78	117
		Dibromofluoromethane	50	51.1	102	75	124
		Toluene-d8	50	51.9	104	92	112
		4-Bromofluorobenzene	50	49.9	100	83	123
M3146-06	152140-MW-E	1,2-Dichloroethane-d4	50	52.2	104	78	117
		Dibromofluoromethane	50	51.3	103	75	124
		Toluene-d8	50	51.1	102	92	112
		4-Bromofluorobenzene	50	46.1	92	83	123
M3146-07	152140-MW-1D(OFFSITE)	1,2-Dichloroethane-d4	50	50.8	102	78	117
		Dibromofluoromethane	50	50.0	100	75	124
		Toluene-d8	50	51.7	103	92	112
		4-Bromofluorobenzene	50	46.1	92	83	123
M3146-08	152140-MW-6	1,2-Dichloroethane-d4	50	51.6	103	78	117
		Dibromofluoromethane	50	50.5	101	75	124
		Toluene-d8	50	52.6	105	92	112
		4-Bromofluorobenzene	50	48.1	96	83	123
M3146-09	152140-DDC-8-PS	1,2-Dichloroethane-d4	50	52.6	105	78	117
		Dibromofluoromethane	50	50.4	101	75	124
		Toluene-d8	50	52.6	105	92	112
		4-Bromofluorobenzene	50	50.3	101	83	123
M3146-10	152140-DDC-2-PS	1,2-Dichloroethane-d4	50	51.9	104	78	117
		Dibromofluoromethane	50	50.4	101	75	124
		Toluene-d8	50	52.6	105	92	112
		4-Bromofluorobenzene	50	50.7	101	83	123
M3146-11	152140-MW-1S(ONSITE)	1,2-Dichloroethane-d4	50	51.8	104	78	117
		Dibromofluoromethane	50	50.8	102	75	124
		Toluene-d8	50	50.9	102	92	112
		4-Bromofluorobenzene	50	46.4	93	83	123
M3146-12	152140-DDC-3-PS	1,2-Dichloroethane-d4	50	53.3	107	78	117
		Dibromofluoromethane	50	51.0	102	75	124
		Toluene-d8	50	50.9	102	92	112
		4-Bromofluorobenzene	50	46.2	92	83	123
M3146-13	152140-MW-6S	1,2-Dichloroethane-d4	50	51.4	103	78	117
		Dibromofluoromethane	50	50.9	102	75	124
		Toluene-d8	50	52.8	106	92	112
		4-Bromofluorobenzene	50	50.0	100	83	123

Surrogate Summary

SDG No.: M3146

Client: EA Engineering Science & Technology

Analytical Method: SW8260-Low

Lab Sample ID	Client ID	Parameter	Spike	Result	RecoveryQual	Limits Low	Limits High
M3146-14	152140-MW-10(ONSITE)	1,2-Dichloroethane-d4	50	52.7	105	78	117
		Dibromofluoromethane	50	50.3	101	75	124
		Toluene-d8	50	51.9	104	92	112
		4-Bromofluorobenzene	50	46.3	93	83	123
M3146-15	152140-DDC-4-PS	1,2-Dichloroethane-d4	50	52.7	105	78	117
		Dibromofluoromethane	50	51.0	102	75	124
		Toluene-d8	50	52.4	105	92	112
		4-Bromofluorobenzene	50	48.7	97	83	123
M3146-16	152140-MW-14S	1,2-Dichloroethane-d4	50	52.7	105	78	117
		Dibromofluoromethane	50	50.8	102	75	124
		Toluene-d8	50	52.2	104	92	112
		4-Bromofluorobenzene	50	48.2	96	83	123
M3146-17	152140-MW-1D(ONSITE)	1,2-Dichloroethane-d4	50	52.4	105	78	117
		Dibromofluoromethane	50	50.6	101	75	124
		Toluene-d8	50	52.4	105	92	112
		4-Bromofluorobenzene	50	46.2	92	83	123
M3146-18	152140-MW-15D	1,2-Dichloroethane-d4	50	51.7	103	78	117
		Dibromofluoromethane	50	51.0	102	75	124
		Toluene-d8	50	53.0	106	92	112
		4-Bromofluorobenzene	50	50.7	101	83	123
M3146-19MS	152140-MW-15DMS	1,2-Dichloroethane-d4	50	52.3	105	78	117
		Dibromofluoromethane	50	50.5	101	75	124
		Toluene-d8	50	49.8	100	92	112
		4-Bromofluorobenzene	50	50.5	101	83	123
M3146-20MSD	152140-MW-15DMSD	1,2-Dichloroethane-d4	50	52.9	106	78	117
		Dibromofluoromethane	50	52.7	105	75	124
		Toluene-d8	50	50.6	101	92	112
		4-Bromofluorobenzene	50	50.7	101	83	123
M3146-21	152140-DDC-4-PD	1,2-Dichloroethane-d4	50	53.8	108	78	117
		Dibromofluoromethane	50	51.0	102	75	124
		Toluene-d8	50	53.1	106	92	112
		4-Bromofluorobenzene	50	49.1	98	83	123
VX0722WBL02	VX0722WBL02	1,2-Dichloroethane-d4	50	50.7	101	78	117
		Dibromofluoromethane	50	49.9	100	75	124
		Toluene-d8	50	51.7	103	92	112
		4-Bromofluorobenzene	50	49.5	99	83	123
VX0722WBS02	VX0722WBS02	1,2-Dichloroethane-d4	50	51.3	103	78	117
		Dibromofluoromethane	50	50.9	102	75	124
		Toluene-d8	50	51.1	102	92	112
		4-Bromofluorobenzene	50	50.5	101	83	123
VX0723WBL01	VX0723WBL01	1,2-Dichloroethane-d4	50	51.5	103	78	117
		Dibromofluoromethane	50	50.6	101	75	124
		Toluene-d8	50	51.2	102	92	112
		4-Bromofluorobenzene	50	48.1	96	83	123
VX0723WBS01	VX0723WBS01	1,2-Dichloroethane-d4	50	48.3	97	78	117
		Dibromofluoromethane	50	48.9	98	75	124
		Toluene-d8	50	50.6	101	92	112
		4-Bromofluorobenzene	50	49.8	100	83	123
VX0726WBL01	VX0726WBL01	1,2-Dichloroethane-d4	50	52.7	105	78	117
		Dibromofluoromethane	50	50.9	102	75	124
		Toluene-d8	50	51.4	103	92	112
		4-Bromofluorobenzene	50	44.3	89	83	123

Surrogate Summary

SDG No.: M3146

Client: EA Engineering Science & Technology

Analytical Method: SW8260-Low

Lab Sample ID	Client ID	Parameter	Spike	Result	RecoveryQual	Limits Low	Limits High
VX0726WBS01	VX0726WBS01	1,2-Dichloroethane-d4	50	50.5	101	78	117
		Dibromofluoromethane	50	50.2	100	75	124
		Toluene-d8	50	51.2	102	92	112
		4-Bromofluorobenzene	50	50.9	102	83	123
VX0727WBL01	VX0727WBL01	1,2-Dichloroethane-d4	50	52.7	105	78	117
		Dibromofluoromethane	50	51.3	103	75	124
		Toluene-d8	50	51.9	104	92	112
		4-Bromofluorobenzene	50	47.6	95	83	123
VX0727WBS01	VX0727WBS01	1,2-Dichloroethane-d4	50	49.4	99	78	117
		Dibromofluoromethane	50	50.1	100	75	124
		Toluene-d8	50	50.8	102	92	112
		4-Bromofluorobenzene	50	51.9	104	83	123

CHEMTECH

Matrix Spike/Matrix Spike Duplicate Summary
SW-846

SDG No.: M3146

Client: EA Engineering Science & Technology

Analytical Method: SW8260-Low

Parameter	Spike	Sample Result	Result	Units	Rec	Rec Qual	RPD	RPD Qual	Limits Low	Limits High	Limits RPD
Lab Sample ID : M3146-19MS		**Client Sample ID : 152140-MW-15DMS**						**Datafile :** VX023462.D			
Dichlorodifluoromethane	50	0	50.1	ug/L	100				73	120	
Chloromethane	50	0	50.1	ug/L	100				58	133	
Vinyl chloride	50	0	51.5	ug/L	103				69	125	
Bromomethane	50	0	52.4	ug/L	105				45	135	
Chloroethane	50	0	52.9	ug/L	106				77	119	
Trichlorofluoromethane	50	0	50.7	ug/L	101				72	124	
1,1,2-Trichlorotrifluoroethane	50	0	49.6	ug/L	99				75	117	
1,1-Dichloroethene	50	0	51.1	ug/L	102				77	118	
Acetone	250	2.80	250	ug/L	99				57	139	
Carbon disulfide	50	0	47.6	ug/L	95				67	118	
Methyl tert-butyl Ether	50	0	51.7	ug/L	103				60	148	
Methyl Acetate	50	0	49.3	ug/L	99				60	133	
Methylene Chloride	50	0	48.6	ug/L	97				79	115	
trans-1,2-Dichloroethene	50	0	50.6	ug/L	101				60	133	
1,1-Dichloroethane	50	0	52.4	ug/L	105				78	122	
Cyclohexane	50	0	48.0	ug/L	96				71	119	
2-Butanone	250	0	260	ug/L	104				67	137	
Carbon Tetrachloride	50	0	51.3	ug/L	103				84	115	
cis-1,2-Dichloroethene	50	0	52.4	ug/L	105				56	145	
Bromochloromethane	50	0	51.6	ug/L	103				72	130	
Chloroform	50	0.84	53.6	ug/L	106				83	119	
1,1,1-Trichloroethane	50	0	52.5	ug/L	105				83	117	
Methylcyclohexane	50	0	47.6	ug/L	95				64	120	
Benzene	50	0	51.5	ug/L	103				83	115	
1,2-Dichloroethane	50	0	51.9	ug/L	104				76	120	
Trichloroethene	50	0.30	50.1	ug/L	100				45	149	
1,2-Dichloropropane	50	0	50.6	ug/L	101				85	116	
Bromodichloromethane	50	0	53.6	ug/L	107				86	117	
4-Methyl-2-Pentanone	250	0	270	ug/L	108				72	137	
Toluene	50	0	52.7	ug/L	105				85	115	
t-1,3-Dichloropropene	50	0	46.2	ug/L	92				78	117	
cis-1,3-Dichloropropene	50	0	50.0	ug/L	100				77	115	
1,1,2-Trichloroethane	50	0	54.7	ug/L	109				87	119	
2-Hexanone	250	0	270	ug/L	108				75	131	
Dibromochloromethane	50	0	49.1	ug/L	98				88	118	
1,2-Dibromoethane	50	0	54.1	ug/L	108				85	119	
Tetrachloroethene	50	38.8	85.8	ug/L	94				65	114	
Chlorobenzene	50	0	51.9	ug/L	104				62	141	
Ethyl Benzene	50	0	53.1	ug/L	106				62	134	
m/p-Xylenes	100	0	100	ug/L	100				83	117	
o-Xylene	50	0	52.5	ug/L	105				81	120	
Styrene	50	0	54.1	ug/L	108				53	143	
Bromoform	50	0	46.0	ug/L	92				83	121	
Isopropylbenzene	50	0	52.2	ug/L	104				76	121	
1,1,2,2-Tetrachloroethane	50	0	52.3	ug/L	105				66	145	
1,3-Dichlorobenzene	50	0	51.1	ug/L	102				84	110	
1,4-Dichlorobenzene	50	0	49.5	ug/L	99				81	111	

CHEMTECH

Matrix Spike/Matrix Spike Duplicate Summary
SW-846

SDG No.: M3146

Client: EA Engineering Science & Technology

Analytical Method: SW8260-Low

Parameter	Spike	Sample Result	Result	Units	Rec	Rec Qual	RPD	RPD Qual	Limits Low	Limits High	Limits RPD
1,2-Dichlorobenzene	50	0	51.3	ug/L	103				82	113	
1,2-Dibromo-3-Chloropropane	50	0	46.7	ug/L	93				55	152	
1,2,4-Trichlorobenzene	50	0	49.9	ug/L	100				73	120	
1,2,3-Trichlorobenzene	50	0	51.3	ug/L	103				75	119	

CHEMTECH

Matrix Spike/Matrix Spike Duplicate Summary
SW-846

SDG No.: M3146

Client: EA Engineering Science & Technology

Analytical Method: SW8260-Low

Parameter	Spike	Sample Result	Result	Units	Rec	Rec Qual	RPD	RPD Qual	Limits Low	Limits High	Limits RPD
Lab Sample ID : M3146-20MSD	**Client Sample ID :** 152140-MW-15DMSD							**Datafile :** VX023463.D			
Dichlorodifluoromethane	50	0	51.7	ug/L	103		3		73	120	20
Chloromethane	50	0	50.3	ug/L	101		0		58	133	20
Vinyl chloride	50	0	53.0	ug/L	106		3		69	125	20
Bromomethane	50	0	53.4	ug/L	107		2		45	135	20
Chloroethane	50	0	54.4	ug/L	109		3		77	119	20
Trichlorofluoromethane	50	0	53.3	ug/L	107		5		72	124	20
1,1,2-Trichlorotrifluoroethane	50	0	51.8	ug/L	104		4		75	117	20
1,1-Dichloroethene	50	0	52.4	ug/L	105		3		77	118	20
Acetone	250	2.80	260	ug/L	103		4		57	139	20
Carbon disulfide	50	0	50.0	ug/L	100		5		67	118	20
Methyl tert-butyl Ether	50	0	54.0	ug/L	108		4		60	148	20
Methyl Acetate	50	0	50.7	ug/L	101		3		60	133	20
Methylene Chloride	50	0	49.8	ug/L	100		2		79	115	20
trans-1,2-Dichloroethene	50	0	53.8	ug/L	108		6		60	133	20
1,1-Dichloroethane	50	0	54.4	ug/L	109		4		78	122	20
Cyclohexane	50	0	50.3	ug/L	101		5		71	119	20
2-Butanone	250	0	270	ug/L	108		4		67	137	20
Carbon Tetrachloride	50	0	54.1	ug/L	108		5		84	115	20
cis-1,2-Dichloroethene	50	0	54.6	ug/L	109		4		56	145	20
Bromochloromethane	50	0	52.2	ug/L	104		1		72	130	20
Chloroform	50	0.84	54.8	ug/L	108		2		83	119	20
1,1,1-Trichloroethane	50	0	55.2	ug/L	110		5		83	117	20
Methylcyclohexane	50	0	49.0	ug/L	98		3		64	120	20
Benzene	50	0	53.3	ug/L	107		3		83	115	20
1,2-Dichloroethane	50	0	53.6	ug/L	107		3		76	120	20
Trichloroethene	50	0.30	52.1	ug/L	104		4		45	149	20
1,2-Dichloropropane	50	0	52.7	ug/L	105		4		85	116	20
Bromodichloromethane	50	0	54.2	ug/L	108		1		86	117	20
4-Methyl-2-Pentanone	250	0	270	ug/L	108		0		72	137	20
Toluene	50	0	52.5	ug/L	105		0		85	115	20
t-1,3-Dichloropropene	50	0	47.2	ug/L	94		2		78	117	20
cis-1,3-Dichloropropene	50	0	51.1	ug/L	102		2		77	115	20
1,1,2-Trichloroethane	50	0	54.0	ug/L	108		1		87	119	20
2-Hexanone	250	0	280	ug/L	112		4		75	131	20
Dibromochloromethane	50	0	48.7	ug/L	97		1		88	118	20
1,2-Dibromoethane	50	0	54.2	ug/L	108		0		85	119	20
Tetrachloroethene	50	38.8	86.9	ug/L	96		2		65	114	20
Chlorobenzene	50	0	52.3	ug/L	105		1		62	141	20
Ethyl Benzene	50	0	53.1	ug/L	106		0		62	134	20
m/p-Xylenes	100	0	110	ug/L	110		10		83	117	20
o-Xylene	50	0	52.0	ug/L	104		1		81	120	20
Styrene	50	0	54.2	ug/L	108		0		53	143	20
Bromoform	50	0	46.5	ug/L	93		1		83	121	20
Isopropylbenzene	50	0	52.1	ug/L	104		0		76	121	20
1,1,2,2-Tetrachloroethane	50	0	53.3	ug/L	107		2		66	145	20
1,3-Dichlorobenzene	50	0	51.6	ug/L	103		1		84	110	20
1,4-Dichlorobenzene	50	0	51.3	ug/L	103		4		81	111	20

CHEMTECH

Matrix Spike/Matrix Spike Duplicate Summary
SW-846

SDG No.: M3146

Client: EA Engineering Science & Technology

Analytical Method: SW8260-Low

Parameter	Spike	Sample Result	Result	Units	Rec	Rec Qual	RPD	RPD Qual	Limits Low	Limits High	Limits RPD
1,2-Dichlorobenzene	50	0	52.7	ug/L	105		3		82	113	20
1,2-Dibromo-3-Chloropropane	50	0	48.7	ug/L	97		4		55	152	20
1,2,4-Trichlorobenzene	50	0	51.8	ug/L	104		4		73	120	20
1,2,3-Trichlorobenzene	50	0	53.2	ug/L	106		4		75	119	20

Laboratory Control Sample/Laboratory Control Sample Duplicate Summary
SW-846

SDG No.: M3146

Client: EA Engineering Science & Technology

Analytical Method: SW8260-Low **Datafile :** VX023389.D

Lab Sample ID	Parameter	Spike	Result	Unit	Rec	RPD	Qual	Limits Low	Limits High	RPD
VX0722WBS02	Dichlorodifluoromethane	20	19.6	ug/L	98			69	116	
	Chloromethane	20	19.2	ug/L	96			65	116	
	Vinyl chloride	20	19.2	ug/L	96			65	117	
	Bromomethane	20	23.3	ug/L	117			55	134	
	Chloroethane	20	20.4	ug/L	102			73	112	
	Trichlorofluoromethane	20	19.1	ug/L	96			73	115	
	1,1,2-Trichlorotrifluoroethane	20	19.1	ug/L	96			80	112	
	1,1-Dichloroethene	20	19.1	ug/L	96			74	110	
	Acetone	100	93.3	ug/L	93			60	125	
	Carbon disulfide	20	17.1	ug/L	86			64	112	
	Methyl tert-butyl Ether	20	19.5	ug/L	98			78	114	
	Methyl Acetate	20	19.8	ug/L	99			67	125	
	Methylene Chloride	20	18.9	ug/L	95			72	114	
	trans-1,2-Dichloroethene	20	18.9	ug/L	95			75	108	
	1,1-Dichloroethane	20	19.3	ug/L	97			78	112	
	Cyclohexane	20	18.5	ug/L	93			75	110	
	2-Butanone	100	96.9	ug/L	97			65	122	
	Carbon Tetrachloride	20	18.7	ug/L	94			77	113	
	cis-1,2-Dichloroethene	20	19.2	ug/L	96			77	110	
	Bromochloromethane	20	18.5	ug/L	93			70	124	
	Chloroform	20	19.5	ug/L	98			79	113	
	1,1,1-Trichloroethane	20	19.3	ug/L	97			80	108	
	Methylcyclohexane	20	18.7	ug/L	94			72	115	
	Benzene	20	19.3	ug/L	97			82	109	
	1,2-Dichloroethane	20	19.6	ug/L	98			80	115	
	Trichloroethene	20	19.6	ug/L	98			77	113	
	1,2-Dichloropropane	20	19.5	ug/L	98			83	111	
	Bromodichloromethane	20	18.7	ug/L	94			83	110	
	4-Methyl-2-Pentanone	100	100	ug/L	100			74	118	
	Toluene	20	19.6	ug/L	98			82	110	
	t-1,3-Dichloropropene	20	17.5	ug/L	88			79	110	
	cis-1,3-Dichloropropene	20	18.8	ug/L	94			82	110	
	1,1,2-Trichloroethane	20	20.4	ug/L	102			83	112	
	2-Hexanone	100	100	ug/L	100			73	117	
	Dibromochloromethane	20	18.1	ug/L	91			82	110	
	1,2-Dibromoethane	20	19.4	ug/L	97			81	110	
	Tetrachloroethene	20	19.4	ug/L	97			67	123	
	Chlorobenzene	20	19.0	ug/L	95			82	109	
	Ethyl Benzene	20	19.1	ug/L	96			83	109	
	m/p-Xylenes	40	38.0	ug/L	95			82	110	
	o-Xylene	20	18.9	ug/L	95			83	109	
	Styrene	20	19.5	ug/L	98			80	111	
	Bromoform	20	17.7	ug/L	89			79	109	
	Isopropylbenzene	20	19.6	ug/L	98			83	112	
	1,1,2,2-Tetrachloroethane	20	19.8	ug/L	99			76	118	
	1,3-Dichlorobenzene	20	19.1	ug/L	96			82	108	
	1,4-Dichlorobenzene	20	18.7	ug/L	94			82	107	
	1,2-Dichlorobenzene	20	19.4	ug/L	97			82	109	
	1,2-Dibromo-3-Chloropropane	20	17.3	ug/L	86			68	112	

CHEMTECH

Laboratory Control Sample/Laboratory Control Sample Duplicate Summary
SW-846

SDG No.: M3146

Client: EA Engineering Science & Technology

Analytical Method: SW8260-Low **Datafile :** VX023389.D

Lab Sample ID	Parameter	Spike	Result	Unit	Rec	RPD	Qual	Limits Low	Limits High	Limits RPD
VX0722WBS02	1,2,4-Trichlorobenzene	20	18.5	ug/L	93			74	114	
	1,2,3-Trichlorobenzene	20	19.0	ug/L	95			77	113	

Laboratory Control Sample/Laboratory Control Sample Duplicate Summary
SW-846

SDG No.: M3146

Client: EA Engineering Science & Technology

Analytical Method: SW8260-Low **Datafile :** VX023415.D

Lab Sample ID	Parameter	Spike	Result	Unit	Rec	RPD	Qual	Limits Low	Limits High	RPD
VX0723WBS01	Dichlorodifluoromethane	20	19.4	ug/L	97			69	116	
	Chloromethane	20	17.9	ug/L	90			65	116	
	Vinyl chloride	20	18.4	ug/L	92			65	117	
	Bromomethane	20	21.5	ug/L	108			55	134	
	Chloroethane	20	19.2	ug/L	96			73	112	
	Trichlorofluoromethane	20	18.5	ug/L	93			73	115	
	1,1,2-Trichlorotrifluoroethane	20	19.6	ug/L	98			80	112	
	1,1-Dichloroethene	20	18.3	ug/L	92			74	110	
	Acetone	100	99.1	ug/L	99			60	125	
	Carbon disulfide	20	16.8	ug/L	84			64	112	
	Methyl tert-butyl Ether	20	18.5	ug/L	93			78	114	
	Methyl Acetate	20	18.8	ug/L	94			67	125	
	Methylene Chloride	20	17.8	ug/L	89			72	114	
	trans-1,2-Dichloroethene	20	18.3	ug/L	92			75	108	
	1,1-Dichloroethane	20	18.7	ug/L	94			78	112	
	Cyclohexane	20	18.3	ug/L	92			75	110	
	2-Butanone	100	93.8	ug/L	94			65	122	
	Carbon Tetrachloride	20	18.7	ug/L	94			77	113	
	cis-1,2-Dichloroethene	20	18.8	ug/L	94			77	110	
	Bromochloromethane	20	19.4	ug/L	97			70	124	
	Chloroform	20	18.7	ug/L	94			79	113	
	1,1,1-Trichloroethane	20	18.8	ug/L	94			80	108	
	Methylcyclohexane	20	19.5	ug/L	98			72	115	
	Benzene	20	19.2	ug/L	96			82	109	
	1,2-Dichloroethane	20	19.1	ug/L	96			80	115	
	Trichloroethene	20	19.4	ug/L	97			77	113	
	1,2-Dichloropropane	20	18.7	ug/L	94			83	111	
	Bromodichloromethane	20	18.5	ug/L	93			83	110	
	4-Methyl-2-Pentanone	100	99.7	ug/L	100			74	118	
	Toluene	20	19.3	ug/L	97			82	110	
	t-1,3-Dichloropropene	20	18.0	ug/L	90			79	110	
	cis-1,3-Dichloropropene	20	18.7	ug/L	94			82	110	
	1,1,2-Trichloroethane	20	19.9	ug/L	100			83	112	
	2-Hexanone	100	100	ug/L	100			73	117	
	Dibromochloromethane	20	17.7	ug/L	89			82	110	
	1,2-Dibromoethane	20	19.6	ug/L	98			81	110	
	Tetrachloroethene	20	20.0	ug/L	100			67	123	
	Chlorobenzene	20	19.3	ug/L	97			82	109	
	Ethyl Benzene	20	19.5	ug/L	98			83	109	
	m/p-Xylenes	40	39.0	ug/L	98			82	110	
	o-Xylene	20	19.1	ug/L	96			83	109	
	Styrene	20	19.7	ug/L	99			80	111	
	Bromoform	20	17.2	ug/L	86			79	109	
	Isopropylbenzene	20	19.8	ug/L	99			83	112	
	1,1,2,2-Tetrachloroethane	20	19.0	ug/L	95			76	118	
	1,3-Dichlorobenzene	20	19.4	ug/L	97			82	108	
	1,4-Dichlorobenzene	20	18.9	ug/L	95			82	107	
	1,2-Dichlorobenzene	20	19.4	ug/L	97			82	109	
	1,2-Dibromo-3-Chloropropane	20	16.8	ug/L	84			68	112	

CHEMTECH

Laboratory Control Sample/Laboratory Control Sample Duplicate Summary
SW-846

SDG No.: M3146

Client: EA Engineering Science & Technology

Analytical Method: SW8260-Low **Datafile :** VX023415.D

Lab Sample ID	Parameter	Spike	Result	Unit	Rec	RPD	Qual	Limits Low	Limits High	RPD
VX0723WBS01	1,2,4-Trichlorobenzene	20	18.7	ug/L	94			74	114	
	1,2,3-Trichlorobenzene	20	18.8	ug/L	94			77	113	

Laboratory Control Sample/Laboratory Control Sample Duplicate Summary
SW-846

SDG No.: M3146

Client: EA Engineering Science & Technology

Analytical Method: SW8260-Low **Datafile :** VX023442.D

Lab Sample ID	Parameter	Spike	Result	Unit	Rec	RPD	Qual	Limits Low	Limits High	RPD
VX0726WBS01	Dichlorodifluoromethane	20	19.7	ug/L	99			69	116	
	Chloromethane	20	18.3	ug/L	92			65	116	
	Vinyl chloride	20	19.1	ug/L	96			65	117	
	Bromomethane	20	22.9	ug/L	115			55	134	
	Chloroethane	20	19.7	ug/L	99			73	112	
	Trichlorofluoromethane	20	19.3	ug/L	97			73	115	
	1,1,2-Trichlorotrifluoroethane	20	19.6	ug/L	98			80	112	
	1,1-Dichloroethene	20	18.9	ug/L	95			74	110	
	Acetone	100	89.8	ug/L	90			60	125	
	Carbon disulfide	20	17.0	ug/L	85			64	112	
	Methyl tert-butyl Ether	20	19.1	ug/L	96			78	114	
	Methyl Acetate	20	18.9	ug/L	95			67	125	
	Methylene Chloride	20	17.9	ug/L	90			72	114	
	trans-1,2-Dichloroethene	20	18.8	ug/L	94			75	108	
	1,1-Dichloroethane	20	19.2	ug/L	96			78	112	
	Cyclohexane	20	18.0	ug/L	90			75	110	
	2-Butanone	100	94.2	ug/L	94			65	122	
	Carbon Tetrachloride	20	18.9	ug/L	95			77	113	
	cis-1,2-Dichloroethene	20	18.8	ug/L	94			77	110	
	Bromochloromethane	20	19.5	ug/L	98			70	124	
	Chloroform	20	19.1	ug/L	96			79	113	
	1,1,1-Trichloroethane	20	19.0	ug/L	95			80	108	
	Methylcyclohexane	20	19.4	ug/L	97			72	115	
	Benzene	20	19.5	ug/L	98			82	109	
	1,2-Dichloroethane	20	19.3	ug/L	97			80	115	
	Trichloroethene	20	19.2	ug/L	96			77	113	
	1,2-Dichloropropane	20	19.1	ug/L	96			83	111	
	Bromodichloromethane	20	19.3	ug/L	97			83	110	
	4-Methyl-2-Pentanone	100	100	ug/L	100			74	118	
	Toluene	20	19.6	ug/L	98			82	110	
	t-1,3-Dichloropropene	20	18.3	ug/L	92			79	110	
	cis-1,3-Dichloropropene	20	19.0	ug/L	95			82	110	
	1,1,2-Trichloroethane	20	20.2	ug/L	101			83	112	
	2-Hexanone	100	100	ug/L	100			73	117	
	Dibromochloromethane	20	18.3	ug/L	92			82	110	
	1,2-Dibromoethane	20	19.6	ug/L	98			81	110	
	Tetrachloroethene	20	20.1	ug/L	101			67	123	
	Chlorobenzene	20	19.3	ug/L	97			82	109	
	Ethyl Benzene	20	19.7	ug/L	99			83	109	
	m/p-Xylenes	40	39.0	ug/L	98			82	110	
	o-Xylene	20	19.2	ug/L	96			83	109	
	Styrene	20	19.6	ug/L	98			80	111	
	Bromoform	20	17.7	ug/L	89			79	109	
	Isopropylbenzene	20	20.4	ug/L	102			83	112	
	1,1,2,2-Tetrachloroethane	20	19.9	ug/L	100			76	118	
	1,3-Dichlorobenzene	20	20.0	ug/L	100			82	108	
	1,4-Dichlorobenzene	20	19.4	ug/L	97			82	107	
	1,2-Dichlorobenzene	20	20.0	ug/L	100			82	109	
	1,2-Dibromo-3-Chloropropane	20	17.9	ug/L	90			68	112	

CHEMTECH

Laboratory Control Sample/Laboratory Control Sample Duplicate Summary
SW-846

SDG No.: M3146

Client: EA Engineering Science & Technology

Analytical Method: SW8260-Low **Datafile :** VX023442.D

Lab Sample ID	Parameter	Spike	Result	Unit	Rec	RPD	Qual	Limits Low	Limits High	Limits RPD
VX0726WBS01	1,2,4-Trichlorobenzene	20	19.5	ug/L	98			74	114	
	1,2,3-Trichlorobenzene	20	19.4	ug/L	97			77	113	

Laboratory Control Sample/Laboratory Control Sample Duplicate Summary
SW-846

SDG No.: M3146

Client: EA Engineering Science & Technology

Analytical Method: SW8260-Low **Datafile :** VX023469.D

Lab Sample ID	Parameter	Spike	Result	Unit	Rec	RPD	Qual	Limits Low	Limits High	RPD
VX0727WBS01	Dichlorodifluoromethane	20	19.3	ug/L	97			69	116	
	Chloromethane	20	19.2	ug/L	96			65	116	
	Vinyl chloride	20	18.8	ug/L	94			65	117	
	Bromomethane	20	22.6	ug/L	113			55	134	
	Chloroethane	20	19.6	ug/L	98			73	112	
	Trichlorofluoromethane	20	19.0	ug/L	95			73	115	
	1,1,2-Trichlorotrifluoroethane	20	19.0	ug/L	95			80	112	
	1,1-Dichloroethene	20	18.3	ug/L	92			74	110	
	Acetone	100	93.1	ug/L	93			60	125	
	Carbon disulfide	20	16.2	ug/L	81			64	112	
	Methyl tert-butyl Ether	20	18.6	ug/L	93			78	114	
	Methyl Acetate	20	18.7	ug/L	94			67	125	
	Methylene Chloride	20	17.8	ug/L	89			72	114	
	trans-1,2-Dichloroethene	20	18.5	ug/L	93			75	108	
	1,1-Dichloroethane	20	18.6	ug/L	93			78	112	
	Cyclohexane	20	17.7	ug/L	89			75	110	
	2-Butanone	100	94.2	ug/L	94			65	122	
	Carbon Tetrachloride	20	18.5	ug/L	93			77	113	
	cis-1,2-Dichloroethene	20	18.9	ug/L	95			77	110	
	Bromochloromethane	20	19.0	ug/L	95			70	124	
	Chloroform	20	19.0	ug/L	95			79	113	
	1,1,1-Trichloroethane	20	18.9	ug/L	95			80	108	
	Methylcyclohexane	20	18.9	ug/L	95			72	115	
	Benzene	20	19.2	ug/L	96			82	109	
	1,2-Dichloroethane	20	19.4	ug/L	97			80	115	
	Trichloroethene	20	18.7	ug/L	94			77	113	
	1,2-Dichloropropane	20	19.2	ug/L	96			83	111	
	Bromodichloromethane	20	18.7	ug/L	94			83	110	
	4-Methyl-2-Pentanone	100	100	ug/L	100			74	118	
	Toluene	20	19.8	ug/L	99			82	110	
	t-1,3-Dichloropropene	20	18.1	ug/L	91			79	110	
	cis-1,3-Dichloropropene	20	18.8	ug/L	94			82	110	
	1,1,2-Trichloroethane	20	20.9	ug/L	104			83	112	
	2-Hexanone	100	100	ug/L	100			73	117	
	Dibromochloromethane	20	18.6	ug/L	93			82	110	
	1,2-Dibromoethane	20	19.7	ug/L	99			81	110	
	Tetrachloroethene	20	19.3	ug/L	97			67	123	
	Chlorobenzene	20	19.0	ug/L	95			82	109	
	Ethyl Benzene	20	18.9	ug/L	95			83	109	
	m/p-Xylenes	40	38.2	ug/L	96			82	110	
	o-Xylene	20	18.8	ug/L	94			83	109	
	Styrene	20	19.3	ug/L	97			80	111	
	Bromoform	20	17.4	ug/L	87			79	109	
	Isopropylbenzene	20	19.6	ug/L	98			83	112	
	1,1,2,2-Tetrachloroethane	20	19.7	ug/L	99			76	118	
	1,3-Dichlorobenzene	20	19.4	ug/L	97			82	108	
	1,4-Dichlorobenzene	20	18.5	ug/L	93			82	107	
	1,2-Dichlorobenzene	20	19.1	ug/L	96			82	109	
	1,2-Dibromo-3-Chloropropane	20	16.9	ug/L	85			68	112	

CHEMTECH

Laboratory Control Sample/Laboratory Control Sample Duplicate Summary
SW-846

SDG No.: M3146

Client: EA Engineering Science & Technology

Analytical Method: SW8260-Low **Datafile :** VX023469.D

Lab Sample ID	Parameter	Spike	Result	Unit	Rec	RPD	Qual	Limits Low	Limits High	Limits RPD
VX0727WBS01	1,2,4-Trichlorobenzene	20	18.6	ug/L	93			74	114	
	1,2,3-Trichlorobenzene	20	19.0	ug/L	95			77	113	

CHEMTECH 284 Sheffield Street, Mountainside, NJ 07092 Phone: 908 789 8900 Fax: 908 789 8922

VOLATILE METHOD BLANK SUMMARY

EPA SAMPLE NO.

VX0722WBL02

Lab Name: CHEMTECH Contract: EAEN05

Lab Code: CHEM Case No.: M3146 SAS No.: M3146 SDG NO.: M3146

Lab File ID: VX023388.D Lab Sample ID: VX0722WBL02

Date Analyzed: 07/22/2021 Time Analyzed: 21:44

GC Column: DB-624UI ID: 0.18 (mm) Heated Purge: (Y/N) N

Instrument ID: MSVOA_X

THIS METHOD BLANK APPLIES TO THE FOLLOWING SAMPLES, MS AND MSD:

EPA SAMPLE NO.	LAB SAMPLE ID	LAB FILE ID	DATE ANALYZED
VX0722WBS02	VX0722WBS02	VX023389.D	07/22/2021
152140-MW-E	M3146-06	VX023402.D	07/23/2021
152140-MW-1D(OFFSITE)	M3146-07	VX023403.D	07/23/2021

COMMENTS:

CHEMTECH 284 Sheffield Street, Mountainside, NJ 07092 Phone: 908 789 8900 Fax: 908 789 8922

VOLATILE METHOD BLANK SUMMARY

EPA SAMPLE NO.

VX0723WBL01

Lab Name: CHEMTECH Contract: EAEN05

Lab Code: CHEM Case No.: M3146 SAS No.: M3146 SDG NO.: M3146

Lab File ID: VX023414.D Lab Sample ID: VX0723WBL01

Date Analyzed: 07/23/2021 Time Analyzed: 10:37

GC Column: DB-624UI ID: 0.18 (mm) Heated Purge: (Y/N) N

Instrument ID: MSVOA_X

THIS METHOD BLANK APPLIES TO THE FOLLOWING SAMPLES, MS AND MSD:

EPA SAMPLE NO.	LAB SAMPLE ID	LAB FILE ID	DATE ANALYZED
VX0723WBS01	VX0723WBS01	VX023415.D	07/23/2021
152140-MW-6	M3146-08	VX023426.D	07/23/2021
152140-MW-1S(ONSITE)	M3146-11	VX023427.D	07/23/2021
152140-MW-6S	M3146-13	VX023428.D	07/23/2021
152140-MW-10(ONSITE)	M3146-14	VX023429.D	07/23/2021

COMMENTS:

CHEMTECH 284 Sheffield Street, Mountainside, NJ 07092 Phone: 908 789 8900 Fax: 908 789 8922

VOLATILE METHOD BLANK SUMMARY

EPA SAMPLE NO.

VX0726WBL01

Lab Name: CHEMTECH Contract: EAEN05

Lab Code: CHEM Case No.: M3146 SAS No.: M3146 SDG NO.: M3146

Lab File ID: VX023441.D Lab Sample ID: VX0726WBL01

Date Analyzed: 07/26/2021 Time Analyzed: 11:09

GC Column: DB-624UI ID: 0.18 (mm) Heated Purge: (Y/N) N

Instrument ID: MSVOA_X

THIS METHOD BLANK APPLIES TO THE FOLLOWING SAMPLES, MS AND MSD:

EPA SAMPLE NO.	LAB SAMPLE ID	LAB FILE ID	DATE ANALYZED
VX0726WBS01	VX0726WBS01	VX023442.D	07/26/2021
152140-FD-02	M3146-05	VX023450.D	07/26/2021
152140-MW-14S	M3146-16	VX023451.D	07/26/2021
152140-MW-1D(ONSITE)	M3146-17	VX023452.D	07/26/2021
152140-MW-15D	M3146-18	VX023453.D	07/26/2021
152140-MW-15DMS	M3146-19MS	VX023462.D	07/26/2021
152140-MW-15DMSD	M3146-20MSD	VX023463.D	07/26/2021

COMMENTS:

CHEMTECH 284 Sheffield Street, Mountainside, NJ 07092 Phone: 908 789 8900 Fax: 908 789 8922

VOLATILE METHOD BLANK SUMMARY

EPA SAMPLE NO.

VX0727WBL01

Lab Name: CHEMTECH Contract: EAEN05

Lab Code: CHEM Case No.: M3146 SAS No.: M3146 SDG NO.: M3146

Lab File ID: VX023468.D Lab Sample ID: VX0727WBL01

Date Analyzed: 07/27/2021 Time Analyzed: 11:26

GC Column: DB-624UI ID: 0.18 (mm) Heated Purge: (Y/N) N

Instrument ID: MSVOA_X

THIS METHOD BLANK APPLIES TO THE FOLLOWING SAMPLES, MS AND MSD:

EPA SAMPLE NO.	LAB SAMPLE ID	LAB FILE ID	DATE ANALYZED
VX0727WBS01	VX0727WBS01	VX023469.D	07/27/2021
152140-DDC-10-PD	M3146-01	VX023472.D	07/27/2021
152140-DDC-7-PD	M3146-02	VX023473.D	07/27/2021
152140-DDC-6-PS	M3146-03	VX023474.D	07/27/2021
152140-DDC-9-PD	M3146-04	VX023475.D	07/27/2021
152140-DDC-8-PS	M3146-09	VX023476.D	07/27/2021
152140-DDC-2-PS	M3146-10	VX023477.D	07/27/2021
152140-DDC-3-PS	M3146-12	VX023478.D	07/27/2021
152140-DDC-4-PS	M3146-15	VX023479.D	07/27/2021
152140-DDC-4-PD	M3146-21	VX023480.D	07/27/2021

COMMENTS:

CHEMTECH 284 Sheffield Street, Mountainside, NJ 07092 Phone: 908 789 8900 Fax: 908 789 8922

VOLATILE ORGANIC INSTRUMENT PERFORMANCE CHECK
BROMOFLUOROBENZENE (BFB)

Lab Name: CHEMTECH Contract: EAEN05

Lab Code: CHEM Case No.: M3146 SAS No.: M3146 SDG NO.: M3146

Lab File ID: VX023365.D BFB Injection Date: 07/22/2021

Instrument ID: MSVOA_X BFB Injection Time: 08:34

GC Column: DB-624UI ID: 0.18 (mm) Heated Purge: Y/N N

m/e	ION ABUNDANCE CRITERIA	% RELATIVE ABUNDANCE
50	15.0 - 40.0% of mass 95	18
75	30.0 - 60.0% of mass 95	51.3
95	Base Peak, 100% relative abundance	100
96	5.0 - 9.0% of mass 95	6.6
173	Less than 2.0% of mass 174	0.8 (0.9) 1
174	50.0 - 100.0% of mass 95	87.1
175	5.0 - 9.0% of mass 174	5.9 (6.8) 1
176	95.0 - 101.0% of mass 174	84.2 (96.7) 1
177	5.0 - 9.0% of mass 176	5.4 (6.4) 2

1-Value is % mass 174 2-Value is % mass 176

THIS CHECK APPLIES TO THE FOLLOWING SAMPLES, MS, MSD, BLANKS, AND STANDARDS:

EPA SAMPLE NO.	LAB SAMPLE ID	LAB FILE ID	DATE ANALYZED	TIME ANALYZED
VSTDICC001	VSTDICC001	VX023367.D	07/22/2021	09:34
VSTDICC005	VSTDICC005	VX023368.D	07/22/2021	09:57
VSTDICC020	VSTDICC020	VX023369.D	07/22/2021	10:21
VSTDICCC050	VSTDICCC050	VX023370.D	07/22/2021	10:44
VSTDICC100	VSTDICC100	VX023371.D	07/22/2021	11:08
VSTDICC150	VSTDICC150	VX023372.D	07/22/2021	11:31

CHEMTECH 284 Sheffield Street, Mountainside, NJ 07092 Phone: 908 789 8900 Fax: 908 789 8922

VOLATILE ORGANIC INSTRUMENT PERFORMANCE CHECK
BROMOFLUOROBENZENE (BFB)

Lab Name: CHEMTECH Contract: EAEN05

Lab Code: CHEM Case No.: M3146 SAS No.: M3146 SDG NO.: M3146

Lab File ID: VX023386.D BFB Injection Date: 07/22/2021

Instrument ID: MSVOA_X BFB Injection Time: 20:34

GC Column: DB-624UI ID: 0.18 (mm) Heated Purge: Y/N N

m/e	ION ABUNDANCE CRITERIA	% RELATIVE ABUNDANCE
50	15.0 - 40.0% of mass 95	18.7
75	30.0 - 60.0% of mass 95	51.2
95	Base Peak, 100% relative abundance	100
96	5.0 - 9.0% of mass 95	6.1
173	Less than 2.0% of mass 174	0.8 (1) 1
174	50.0 - 100.0% of mass 95	81.8
175	5.0 - 9.0% of mass 174	6.2 (7.6) 1
176	95.0 - 101.0% of mass 174	78.7 (96.2) 1
177	5.0 - 9.0% of mass 176	5.3 (6.7) 2

1-Value is % mass 174 2-Value is % mass 176

THIS CHECK APPLIES TO THE FOLLOWING SAMPLES, MS, MSD, BLANKS, AND STANDARDS:

EPA SAMPLE NO.	LAB SAMPLE ID	LAB FILE ID	DATE ANALYZED	TIME ANALYZED
VSTDCCC050	VSTDCCC050	VX023387.D	07/22/2021	20:57
VX0722WBL02	VX0722WBL02	VX023388.D	07/22/2021	21:44
VX0722WBS02	VX0722WBS02	VX023389.D	07/22/2021	22:08
152140-MW-E	M3146-06	VX023402.D	07/23/2021	03:14
152140-MW-1D(OFFSITE)	M3146-07	VX023403.D	07/23/2021	03:38

CHEMTECH 284 Sheffield Street, Mountainside, NJ 07092 Phone: 908 789 8900 Fax: 908 789 8922

VOLATILE ORGANIC INSTRUMENT PERFORMANCE CHECK
BROMOFLUOROBENZENE (BFB)

Lab Name: CHEMTECH Contract: EAEN05

Lab Code: CHEM Case No.: M3146 SAS No.: M3146 SDG NO.: M3146

Lab File ID: VX023411.D BFB Injection Date: 07/23/2021

Instrument ID: MSVOA_X BFB Injection Time: 09:10

GC Column: DB-624UI ID: 0.18 (mm) Heated Purge: Y/N N

m/e	ION ABUNDANCE CRITERIA	% RELATIVE ABUNDANCE
50	15.0 - 40.0% of mass 95	18.5
75	30.0 - 60.0% of mass 95	51.2
95	Base Peak, 100% relative abundance	100
96	5.0 - 9.0% of mass 95	6.8
173	Less than 2.0% of mass 174	0.7 (0.9) 1
174	50.0 - 100.0% of mass 95	83.6
175	5.0 - 9.0% of mass 174	6.5 (7.8) 1
176	95.0 - 101.0% of mass 174	81.1 (97.1) 1
177	5.0 - 9.0% of mass 176	5.5 (6.7) 2

1-Value is % mass 174 2-Value is % mass 176

THIS CHECK APPLIES TO THE FOLLOWING SAMPLES, MS, MSD, BLANKS, AND STANDARDS:

EPA SAMPLE NO.	LAB SAMPLE ID	LAB FILE ID	DATE ANALYZED	TIME ANALYZED
VSTDCCC050	VSTDCCC050	VX023412.D	07/23/2021	09:41
VX0723WBL01	VX0723WBL01	VX023414.D	07/23/2021	10:37
VX0723WBS01	VX0723WBS01	VX023415.D	07/23/2021	11:05
152140-MW-6	M3146-08	VX023426.D	07/23/2021	16:12
152140-MW-1S(ONSITE)	M3146-11	VX023427.D	07/23/2021	16:35
152140-MW-6S	M3146-13	VX023428.D	07/23/2021	16:59
152140-MW-10(ONSITE)	M3146-14	VX023429.D	07/23/2021	17:22

CHEMTECH 284 Sheffield Street, Mountainside, NJ 07092 Phone: 908 789 8900 Fax: 908 789 8922

VOLATILE ORGANIC INSTRUMENT PERFORMANCE CHECK
BROMOFLUOROBENZENE (BFB)

Lab Name: CHEMTECH Contract: EAEN05

Lab Code: CHEM Case No.: M3146 SAS No.: M3146 SDG NO.: M3146

Lab File ID: VX023438.D BFB Injection Date: 07/26/2021

Instrument ID: MSVOA_X BFB Injection Time: 08:42

GC Column: DB-624UI ID: 0.18 (mm) Heated Purge: Y/N N

m/e	ION ABUNDANCE CRITERIA	% RELATIVE ABUNDANCE
50	15.0 - 40.0% of mass 95	18.7
75	30.0 - 60.0% of mass 95	50.3
95	Base Peak, 100% relative abundance	100
96	5.0 - 9.0% of mass 95	6.4
173	Less than 2.0% of mass 174	0.9 (1.1) 1
174	50.0 - 100.0% of mass 95	83.5
175	5.0 - 9.0% of mass 174	6 (7.2) 1
176	95.0 - 101.0% of mass 174	80.7 (96.7) 1
177	5.0 - 9.0% of mass 176	4.7 (5.9) 2

1-Value is % mass 174

2-Value is % mass 176

THIS CHECK APPLIES TO THE FOLLOWING SAMPLES, MS, MSD, BLANKS, AND STANDARDS:

EPA SAMPLE NO.	LAB SAMPLE ID	LAB FILE ID	DATE ANALYZED	TIME ANALYZED
VSTDCCC050	VSTDCCC050	VX023439.D	07/26/2021	10:13
VX0726WBL01	VX0726WBL01	VX023441.D	07/26/2021	11:09
VX0726WBS01	VX0726WBS01	VX023442.D	07/26/2021	11:37
152140-FD-02	M3146-05	VX023450.D	07/26/2021	14:50
152140-MW-14S	M3146-16	VX023451.D	07/26/2021	15:14
152140-MW-1D(ONSITE)	M3146-17	VX023452.D	07/26/2021	15:37
152140-MW-15D	M3146-18	VX023453.D	07/26/2021	16:01
152140-MW-15DMS	M3146-19MS	VX023462.D	07/26/2021	19:33
152140-MW-15DMSD	M3146-20MSD	VX023463.D	07/26/2021	19:57

CHEMTECH 284 Sheffield Street, Mountainside, NJ 07092 Phone: 908 789 8900 Fax: 908 789 8922

VOLATILE ORGANIC INSTRUMENT PERFORMANCE CHECK
BROMOFLUOROBENZENE (BFB)

Lab Name: CHEMTECH Contract: EAEN05

Lab Code: CHEM Case No.: M3146 SAS No.: M3146 SDG NO.: M3146

Lab File ID: VX023465.D BFB Injection Date: 07/27/2021

Instrument ID: MSVOA_X BFB Injection Time: 09:28

GC Column: DB-624UI ID: 0.18 (mm) Heated Purge: Y/N N

m/e	ION ABUNDANCE CRITERIA	% RELATIVE ABUNDANCE
50	15.0 - 40.0% of mass 95	20.2
75	30.0 - 60.0% of mass 95	51.3
95	Base Peak, 100% relative abundance	100
96	5.0 - 9.0% of mass 95	6.5
173	Less than 2.0% of mass 174	0.8 (1.1) 1
174	50.0 - 100.0% of mass 95	75.7
175	5.0 - 9.0% of mass 174	5.3 (7.1) 1
176	95.0 - 101.0% of mass 174	74 (97.7) 1
177	5.0 - 9.0% of mass 176	4.9 (6.6) 2

1-Value is % mass 174

2-Value is % mass 176

THIS CHECK APPLIES TO THE FOLLOWING SAMPLES, MS, MSD, BLANKS, AND STANDARDS:

EPA SAMPLE NO.	LAB SAMPLE ID	LAB FILE ID	DATE ANALYZED	TIME ANALYZED
VSTDCCC050	VSTDCCC050	VX023466.D	07/27/2021	10:30
VX0727WBL01	VX0727WBL01	VX023468.D	07/27/2021	11:26
VX0727WBS01	VX0727WBS01	VX023469.D	07/27/2021	11:54
152140-DDC-10-PD	M3146-01	VX023472.D	07/27/2021	13:15
152140-DDC-7-PD	M3146-02	VX023473.D	07/27/2021	13:39
152140-DDC-6-PS	M3146-03	VX023474.D	07/27/2021	14:02
152140-DDC-9-PD	M3146-04	VX023475.D	07/27/2021	14:26
152140-DDC-8-PS	M3146-09	VX023476.D	07/27/2021	14:49
152140-DDC-2-PS	M3146-10	VX023477.D	07/27/2021	15:13
152140-DDC-3-PS	M3146-12	VX023478.D	07/27/2021	15:37
152140-DDC-4-PS	M3146-15	VX023479.D	07/27/2021	16:00
152140-DDC-4-PD	M3146-21	VX023480.D	07/27/2021	16:24

CHEMTECH 284 Sheffield Street, Mountainside, NJ 07092 Phone: 908 789 8900 Fax: 908 789 8922

VOLATILE INTERNAL STANDARD AREA AND RT SUMMARY

Lab Name: CHEMTECH Contract: EAEN05

Lab Code: CHEM Case No.: M3146 SAS No.: M3146 SDG NO.: M3146

Lab File ID: VX023387.D Date Analyzed: 07/22/2021

Instrument ID: MSVOA_X Time Analyzed: 20:57

GC Column: DB-624UI ID: 0.18 (mm) Heated Purge: (Y/N) N

	IS1 AREA #	RT #	IS2 AREA #	RT #	IS3 AREA #	RT #
12 HOUR STD	220198	5.56	359561	6.77	315417	10.06
UPPER LIMIT	440396	6.062	719122	7.269	630834	10.555
LOWER LIMIT	110099	5.062	179781	6.269	157709	9.555
EPA SAMPLE NO.						
152140-MW-E	172669	5.56	291577	6.77	249735	10.06
152140-MW-1D(OFFSITE)	178760	5.56	301213	6.77	257410	10.06
VX0722WBL02	181196	5.56	304337	6.77	265245	10.06
VX0722WBS02	213763	5.56	348638	6.77	308145	10.06

IS1 = Pentafluorobenzene
IS2 = 1,4-Difluorobenzene
IS3 = Chlorobenzene-d5

AREA UPPER LIMIT = +100% of internal standard area
AREA LOWER LIMIT = -50% of internal standard area
RT UPPER LIMIT = +0.50 minutes of internal standard RT
RT LOWER LIMIT = -0.50 minutes of internal standard RT

Column used to flag values outside QC limits with an asterisk.
* Values outside of QC limits.

CHEMTECH 284 Sheffield Street, Mountainside, NJ 07092 Phone: 908 789 8900 Fax: 908 789 8922

VOLATILE INTERNAL STANDARD AREA AND RT SUMMARY

Lab Name: CHEMTECH Contract: EAEN05

Lab Code: CHEM Case No.: M3146 SAS No.: M3146 SDG NO.: M3146

Lab File ID: VX023387.D Date Analyzed: 07/22/2021

Instrument ID: MSVOA_X Time Analyzed: 20:57

GC Column: DB-624UI ID: 0.18 (mm) Heated Purge: (Y/N) N

	IS4 AREA #	RT #				
12 HOUR STD	144743	12.024				
UPPER LIMIT	289486	12.524				
LOWER LIMIT	72371.5	11.524				
EPA SAMPLE NO.						
152140-MW-E	94313	12.02				
152140-MW-1D(OFFSITE)	99027	12.02				
VX0722WBL02	107800	12.02				
VX0722WBS02	140976	12.02				

IS4 = 1,4-Dichlorobenzene-d4

AREA UPPER LIMIT = +100% of internal standard area
AREA LOWER LIMIT = -50% of internal standard area
RT UPPER LIMIT = +0.50 minutes of internal standard RT
RT LOWER LIMIT = -0.50 minutes of internal standard RT

 # Column used to flag values outside QC limits with an asterisk.
*** Values outside of QC limits.**

CHEMTECH 284 Sheffield Street, Mountainside, NJ 07092 Phone: 908 789 8900 Fax: 908 789 8922

VOLATILE INTERNAL STANDARD AREA AND RT SUMMARY

Lab Name: CHEMTECH Contract: EAEN05

Lab Code: CHEM Case No.: M3146 SAS No.: M3146 SDG NO.: M3146

Lab File ID: VX023412.D Date Analyzed: 07/23/2021

Instrument ID: MSVOA_X Time Analyzed: 09:41

GC Column: DB-624UI ID: 0.18 (mm) Heated Purge: (Y/N) N

	IS1 AREA #	RT #	IS2 AREA #	RT #	IS3 AREA #	RT #
12 HOUR STD	232224	5.56	361105	6.76	329069	10.06
UPPER LIMIT	464448	6.056	722210	7.263	658138	10.555
LOWER LIMIT	116112	5.056	180553	6.263	164535	9.555
EPA SAMPLE NO.						
152140-MW-6	167271	5.56	282252	6.77	248026	10.06
152140-MW-1S(ONSITE)	167119	5.56	283243	6.77	239569	10.06
152140-MW-6S	178932	5.56	298265	6.77	271075	10.06
152140-MW-10(ONSITE)	158760	5.56	270194	6.77	234410	10.06
VX0723WBL01	183118	5.56	306827	6.77	264594	10.06
VX0723WBS01	220453	5.56	349078	6.77	304345	10.06

IS1 = Pentafluorobenzene
IS2 = 1,4-Difluorobenzene
IS3 = Chlorobenzene-d5

AREA UPPER LIMIT = +100% of internal standard area
AREA LOWER LIMIT = -50% of internal standard area
RT UPPER LIMIT = +0.50 minutes of internal standard RT
RT LOWER LIMIT = -0.50 minutes of internal standard RT

Column used to flag values outside QC limits with an asterisk.
* Values outside of QC limits.

CHEMTECH 284 Sheffield Street, Mountainside, NJ 07092 Phone: 908 789 8900 Fax: 908 789 8922

VOLATILE INTERNAL STANDARD AREA AND RT SUMMARY

Lab Name: CHEMTECH Contract: EAEN05

Lab Code: CHEM Case No.: M3146 SAS No.: M3146 SDG NO.: M3146

Lab File ID: VX023412.D Date Analyzed: 07/23/2021

Instrument ID: MSVOA_X Time Analyzed: 09:41

GC Column: DB-624UI ID: 0.18 (mm) Heated Purge: (Y/N) N

	IS4 AREA #	RT #				
12 HOUR STD	151137	12.024				
UPPER LIMIT	302274	12.524				
LOWER LIMIT	75568.5	11.524				
EPA SAMPLE NO.						
152140-MW-6	93439	12.02				
152140-MW-1S(ONSITE)	93820	12.02				
152140-MW-6S	104765	12.02				
152140-MW-10(ONSITE)	82964	12.02				
VX0723WBL01	107278	12.02				
VX0723WBS01	138506	12.02				

IS4 = 1,4-Dichlorobenzene-d4

AREA UPPER LIMIT = +100% of internal standard area
AREA LOWER LIMIT = -50% of internal standard area
RT UPPER LIMIT = +0.50 minutes of internal standard RT
RT LOWER LIMIT = -0.50 minutes of internal standard RT

Column used to flag values outside QC limits with an asterisk.
* Values outside of QC limits.

CHEMTECH 284 Sheffield Street, Mountainside, NJ 07092 Phone: 908 789 8900 Fax: 908 789 8922

VOLATILE INTERNAL STANDARD AREA AND RT SUMMARY

Lab Name: CHEMTECH Contract: EAEN05

Lab Code: CHEM Case No.: M3146 SAS No.: M3146 SDG NO.: M3146

Lab File ID: VX023439.D Date Analyzed: 07/26/2021

Instrument ID: MSVOA_X Time Analyzed: 10:13

GC Column: DB-624UI ID: 0.18 (mm) Heated Purge: (Y/N) N

	IS1 AREA #	RT #	IS2 AREA #	RT #	IS3 AREA #	RT #
12 HOUR STD	229124	5.56	359514	6.77	314908	10.06
UPPER LIMIT	458248	6.056	719028	7.269	629816	10.555
LOWER LIMIT	114562	5.056	179757	6.269	157454	9.555
EPA SAMPLE NO.						
152140-FD-02	170868	5.56	290264	6.77	258717	10.06
152140-MW-14S	169057	5.56	286146	6.77	254023	10.06
152140-MW-1D(ONSITE)	159563	5.57	269453	6.77	233771	10.06
152140-MW-15D	166434	5.56	278906	6.77	254182	10.06
152140-MW-15DMS	195863	5.56	322620	6.77	283387	10.06
152140-MW-15DMSD	200939	5.56	330706	6.77	289630	10.06
VX0726WBL01	177265	5.56	301882	6.77	254026	10.06
VX0726WBS01	230274	5.56	368344	6.77	322209	10.06

IS1 = Pentafluorobenzene
IS2 = 1,4-Difluorobenzene
IS3 = Chlorobenzene-d5

AREA UPPER LIMIT = +100% of internal standard area
AREA LOWER LIMIT = -50% of internal standard area
RT UPPER LIMIT = +0.50 minutes of internal standard RT
RT LOWER LIMIT = -0.50 minutes of internal standard RT

Column used to flag values outside QC limits with an asterisk.
* Values outside of QC limits.

CHEMTECH 284 Sheffield Street, Mountainside, NJ 07092 Phone: 908 789 8900 Fax: 908 789 8922

VOLATILE INTERNAL STANDARD AREA AND RT SUMMARY

Lab Name: CHEMTECH Contract: EAEN05

Lab Code: CHEM Case No.: M3146 SAS No.: M3146 SDG NO.: M3146

Lab File ID: VX023439.D Date Analyzed: 07/26/2021

Instrument ID: MSVOA_X Time Analyzed: 10:13

GC Column: DB-624UI ID: 0.18 (mm) Heated Purge: (Y/N) N

	IS4 AREA #	RT #				
12 HOUR STD	146954	12.024				
UPPER LIMIT	293908	12.524				
LOWER LIMIT	73477	11.524				
EPA SAMPLE NO.						
152140-FD-02	101530	12.02				
152140-MW-14S	95841	12.02				
152140-MW-1D(ONSITE)	85440	12.02				
152140-MW-15D	101132	12.02				
152140-MW-15DMS	132281	12.02				
152140-MW-15DMSD	134907	12.02				
VX0726WBL01	93115	12.02				
VX0726WBS01	142326	12.02				

IS4 = 1,4-Dichlorobenzene-d4

AREA UPPER LIMIT = +100% of internal standard area
AREA LOWER LIMIT = -50% of internal standard area
RT UPPER LIMIT = +0.50 minutes of internal standard RT
RT LOWER LIMIT = -0.50 minutes of internal standard RT

Column used to flag values outside QC limits with an asterisk.
* Values outside of QC limits.

CHEMTECH 284 Sheffield Street, Mountainside, NJ 07092 Phone: 908 789 8900 Fax: 908 789 8922

VOLATILE INTERNAL STANDARD AREA AND RT SUMMARY

Lab Name: CHEMTECH Contract: EAEN05

Lab Code: CHEM Case No.: M3146 SAS No.: M3146 SDG NO.: M3146

Lab File ID: VX023466.D Date Analyzed: 07/27/2021

Instrument ID: MSVOA_X Time Analyzed: 10:30

GC Column: DB-624UI ID: 0.18 (mm) Heated Purge: (Y/N) N

	IS1 AREA #	RT #	IS2 AREA #	RT #	IS3 AREA #	RT #
12 HOUR STD	215179	5.56	335346	6.77	304350	10.06
UPPER LIMIT	430358	6.056	670692	7.269	608700	10.555
LOWER LIMIT	107590	5.056	167673	6.269	152175	9.555
EPA SAMPLE NO.						
152140-DDC-10-PD	173461	5.56	294141	6.77	262664	10.06
152140-DDC-7-PD	166592	5.56	278930	6.77	243471	10.06
152140-DDC-6-PS	160156	5.56	270165	6.77	243005	10.06
152140-DDC-9-PD	164090	5.56	281311	6.77	246505	10.06
152140-DDC-8-PS	160999	5.56	269347	6.77	243419	10.06
152140-DDC-2-PS	168357	5.56	282917	6.77	258247	10.06
152140-DDC-3-PS	166086	5.56	284219	6.77	241507	10.06
152140-DDC-4-PS	162534	5.56	275732	6.77	245574	10.06
152140-DDC-4-PD	154007	5.56	261097	6.77	237374	10.06
VX0727WBL01	164801	5.56	275321	6.77	243837	10.06
VX0727WBS01	213303	5.56	340974	6.77	310874	10.06

IS1 = Pentafluorobenzene
IS2 = 1,4-Difluorobenzene
IS3 = Chlorobenzene-d5

AREA UPPER LIMIT = +100% of internal standard area
AREA LOWER LIMIT = -50% of internal standard area
RT UPPER LIMIT = +0.50 minutes of internal standard RT
RT LOWER LIMIT = -0.50 minutes of internal standard RT

Column used to flag values outside QC limits with an asterisk.
* Values outside of QC limits.

CHEMTECH 284 Sheffield Street, Mountainside, NJ 07092 Phone: 908 789 8900 Fax: 908 789 8922

VOLATILE INTERNAL STANDARD AREA AND RT SUMMARY

Lab Name: CHEMTECH Contract: EAEN05

Lab Code: CHEM Case No.: M3146 SAS No.: M3146 SDG NO.: M3146

Lab File ID: VX023466.D Date Analyzed: 07/27/2021

Instrument ID: MSVOA_X Time Analyzed: 10:30

GC Column: DB-624UI ID: 0.18 (mm) Heated Purge: (Y/N) N

	IS4 AREA #	RT #				
12 HOUR STD	139843	12.024				
UPPER LIMIT	279686	12.524				
LOWER LIMIT	69921.5	11.524				
EPA SAMPLE NO.						
152140-DDC-10-PD	103489	12.02				
152140-DDC-7-PD	86366	12.02				
152140-DDC-6-PS	91794	12.02				
152140-DDC-9-PD	93077	12.02				
152140-DDC-8-PS	95944	12.02				
152140-DDC-2-PS	100527	12.02				
152140-DDC-3-PS	94584	12.02				
152140-DDC-4-PS	93910	12.02				
152140-DDC-4-PD	89672	12.02				
VX0727WBL01	93067	12.02				
VX0727WBS01	141567	12.02				

IS4 = 1,4-Dichlorobenzene-d4

AREA UPPER LIMIT = +100% of internal standard area
AREA LOWER LIMIT = -50% of internal standard area
RT UPPER LIMIT = +0.50 minutes of internal standard RT
RT LOWER LIMIT = -0.50 minutes of internal standard RT

 # Column used to flag values outside QC limits with an asterisk.
*** Values outside of QC limits.**

QC SAMPLE DATA

Report of Analysis

Client:	EA Engineering Science & Technology	Date Collected:	
Project:	NYSDEC - National Heatset	Date Received:	
Client Sample ID:	VX0722WBL02	SDG No.:	M3146
Lab Sample ID:	VX0722WBL02	Matrix:	Water
Analytical Method:	SW8260	% Moisture:	100
Sample Wt/Vol:	5 Units: mL	Final Vol:	5000 uL
Soil Aliquot Vol:	uL	Test:	VOC-TCLVOA-10
GC Column:	DB-624UI ID : 0.18	Level :	LOW

File ID/Qc Batch:	Dilution:	Prep Date	Date Analyzed	Prep Batch ID
VX023388.D	1		07/22/21 21:44	VX072221

CAS Number	Parameter	Conc.	Qualifier	MDL	LOQ / CRQL	Units
TARGETS						
75-71-8	Dichlorodifluoromethane	1.00	U	0.23	1.00	ug/L
74-87-3	Chloromethane	1.00	U	0.20	1.00	ug/L
75-01-4	Vinyl Chloride	1.00	U	0.19	1.00	ug/L
74-83-9	Bromomethane	5.00	U	0.87	5.00	ug/L
75-00-3	Chloroethane	1.00	U	0.35	1.00	ug/L
75-69-4	Trichlorofluoromethane	1.00	U	0.25	1.00	ug/L
76-13-1	1,1,2-Trichlorotrifluoroethane	1.00	U	0.21	1.00	ug/L
75-35-4	1,1-Dichloroethene	1.00	U	0.26	1.00	ug/L
67-64-1	Acetone	5.00	U	1.60	5.00	ug/L
75-15-0	Carbon Disulfide	1.00	U	0.25	1.00	ug/L
1634-04-4	Methyl tert-butyl Ether	1.00	U	0.22	1.00	ug/L
79-20-9	Methyl Acetate	1.00	U	0.47	1.00	ug/L
75-09-2	Methylene Chloride	1.00	U	0.18	1.00	ug/L
156-60-5	trans-1,2-Dichloroethene	1.00	U	0.19	1.00	ug/L
75-34-3	1,1-Dichloroethane	1.00	U	0.21	1.00	ug/L
110-82-7	Cyclohexane	5.00	U	1.30	5.00	ug/L
78-93-3	2-Butanone	5.00	U	0.90	5.00	ug/L
56-23-5	Carbon Tetrachloride	1.00	U	0.27	1.00	ug/L
156-59-2	cis-1,2-Dichloroethene	1.00	U	0.22	1.00	ug/L
74-97-5	Bromochloromethane	1.00	U	0.26	1.00	ug/L
67-66-3	Chloroform	1.00	U	0.27	1.00	ug/L
71-55-6	1,1,1-Trichloroethane	1.00	U	0.20	1.00	ug/L
108-87-2	Methylcyclohexane	1.00	U	0.14	1.00	ug/L
71-43-2	Benzene	1.00	U	0.18	1.00	ug/L
107-06-2	1,2-Dichloroethane	1.00	U	0.25	1.00	ug/L
79-01-6	Trichloroethene	1.00	U	0.17	1.00	ug/L
78-87-5	1,2-Dichloropropane	1.00	U	0.17	1.00	ug/L
75-27-4	Bromodichloromethane	1.00	U	0.20	1.00	ug/L
108-10-1	4-Methyl-2-Pentanone	5.00	U	0.87	5.00	ug/L
108-88-3	Toluene	1.00	U	0.22	1.00	ug/L
10061-02-6	t-1,3-Dichloropropene	1.00	U	0.18	1.00	ug/L
10061-01-5	cis-1,3-Dichloropropene	1.00	U	0.17	1.00	ug/L

Report of Analysis

Client:	EA Engineering Science & Technology	Date Collected:	
Project:	NYSDEC - National Heatset	Date Received:	
Client Sample ID:	VX0722WBL02	SDG No.:	M3146
Lab Sample ID:	VX0722WBL02	Matrix:	Water
Analytical Method:	SW8260	% Moisture:	100
Sample Wt/Vol:	5 Units: mL	Final Vol:	5000 uL
Soil Aliquot Vol:	uL	Test:	VOC-TCLVOA-10
GC Column:	DB-624UI ID : 0.18	Level :	LOW

File ID/Qc Batch:	Dilution:	Prep Date	Date Analyzed	Prep Batch ID
VX023388.D	1		07/22/21 21:44	VX072221

CAS Number	Parameter	Conc.	Qualifier	MDL	LOQ / CRQL	Units
79-00-5	1,1,2-Trichloroethane	1.00	U	0.24	1.00	ug/L
591-78-6	2-Hexanone	5.00	U	0.92	5.00	ug/L
124-48-1	Dibromochloromethane	1.00	U	0.18	1.00	ug/L
106-93-4	1,2-Dibromoethane	1.00	U	0.16	1.00	ug/L
127-18-4	Tetrachloroethene	1.00	U	0.17	1.00	ug/L
108-90-7	Chlorobenzene	1.00	U	0.17	1.00	ug/L
100-41-4	Ethyl Benzene	1.00	U	0.18	1.00	ug/L
179601-23-1	m/p-Xylenes	2.00	U	0.32	2.00	ug/L
95-47-6	o-Xylene	1.00	U	0.19	1.00	ug/L
100-42-5	Styrene	1.00	U	0.16	1.00	ug/L
75-25-2	Bromoform	1.00	U	0.19	1.00	ug/L
98-82-8	Isopropylbenzene	1.00	U	0.23	1.00	ug/L
79-34-5	1,1,2,2-Tetrachloroethane	1.00	U	0.29	1.00	ug/L
541-73-1	1,3-Dichlorobenzene	1.00	U	0.19	1.00	ug/L
106-46-7	1,4-Dichlorobenzene	1.00	U	0.20	1.00	ug/L
95-50-1	1,2-Dichlorobenzene	1.00	U	0.19	1.00	ug/L
96-12-8	1,2-Dibromo-3-Chloropropane	1.00	U	0.47	1.00	ug/L
120-82-1	1,2,4-Trichlorobenzene	1.00	U	0.30	1.00	ug/L
87-61-6	1,2,3-Trichlorobenzene	1.00	U	0.35	1.00	ug/L
SURROGATES						
17060-07-0	1,2-Dichloroethane-d4	50.7		78 - 117	101%	SPK: 50
1868-53-7	Dibromofluoromethane	49.9		75 - 124	100%	SPK: 50
2037-26-5	Toluene-d8	51.7		92 - 112	103%	SPK: 50
460-00-4	4-Bromofluorobenzene	49.5		83 - 123	99%	SPK: 50
INTERNAL STANDARDS						
363-72-4	Pentafluorobenzene	181000	5.562			
540-36-3	1,4-Difluorobenzene	304000	6.769			
3114-55-4	Chlorobenzene-d5	265000	10.055			
3855-82-1	1,4-Dichlorobenzene-d4	108000	12.024			

Report of Analysis

Client:	EA Engineering Science & Technology	Date Collected:	
Project:	NYSDEC - National Heatset	Date Received:	
Client Sample ID:	VX0722WBL02	SDG No.:	M3146
Lab Sample ID:	VX0722WBL02	Matrix:	Water
Analytical Method:	SW8260	% Moisture:	100
Sample Wt/Vol:	5 Units: mL	Final Vol:	5000 uL
Soil Aliquot Vol:	uL	Test:	VOC-TCLVOA-10
GC Column:	DB-624UI ID : 0.18	Level :	LOW

File ID/Qc Batch:	Dilution:	Prep Date	Date Analyzed	Prep Batch ID
VX023388.D	1		07/22/21 21:44	VX072221

CAS Number	Parameter	Conc.	Qualifier	MDL	LOQ / CRQL	Units

U = Not Detected
LOQ = Limit of Quantitation
MDL = Method Detection Limit
LOD = Limit of Detection
E = Value Exceeds Calibration Range
Q = indicates LCS control criteria did not meet requirements
M = MS/MSD acceptance criteria did not meet requirements

J = Estimated Value
B = Analyte Found in Associated Method Blank
N = Presumptive Evidence of a Compound
* = Values outside of QC limits
D = Dilution
() = Laboratory InHouse Limit
A = Aldol-Condensation Reaction Products

Report of Analysis

Client:	EA Engineering Science & Technology	Date Collected:	
Project:	NYSDEC - National Heatset	Date Received:	
Client Sample ID:	VX0723WBL01	SDG No.:	M3146
Lab Sample ID:	VX0723WBL01	Matrix:	Water
Analytical Method:	SW8260	% Moisture:	100
Sample Wt/Vol:	5 Units: mL	Final Vol:	5000 uL
Soil Aliquot Vol:	uL	Test:	VOC-TCLVOA-10
GC Column:	DB-624UI ID : 0.18	Level :	LOW

File ID/Qc Batch:	Dilution:	Prep Date	Date Analyzed	Prep Batch ID
VX023414.D	1		07/23/21 10:37	VX072321

CAS Number	Parameter	Conc.	Qualifier	MDL	LOQ / CRQL	Units
TARGETS						
75-71-8	Dichlorodifluoromethane	1.00	U	0.23	1.00	ug/L
74-87-3	Chloromethane	1.00	U	0.20	1.00	ug/L
75-01-4	Vinyl Chloride	1.00	U	0.19	1.00	ug/L
74-83-9	Bromomethane	5.00	U	0.87	5.00	ug/L
75-00-3	Chloroethane	1.00	U	0.35	1.00	ug/L
75-69-4	Trichlorofluoromethane	1.00	U	0.25	1.00	ug/L
76-13-1	1,1,2-Trichlorotrifluoroethane	1.00	U	0.21	1.00	ug/L
75-35-4	1,1-Dichloroethene	1.00	U	0.26	1.00	ug/L
67-64-1	Acetone	5.00	U	1.60	5.00	ug/L
75-15-0	Carbon Disulfide	1.00	U	0.25	1.00	ug/L
1634-04-4	Methyl tert-butyl Ether	1.00	U	0.22	1.00	ug/L
79-20-9	Methyl Acetate	1.00	U	0.47	1.00	ug/L
75-09-2	Methylene Chloride	1.00	U	0.18	1.00	ug/L
156-60-5	trans-1,2-Dichloroethene	1.00	U	0.19	1.00	ug/L
75-34-3	1,1-Dichloroethane	1.00	U	0.21	1.00	ug/L
110-82-7	Cyclohexane	5.00	U	1.30	5.00	ug/L
78-93-3	2-Butanone	5.00	U	0.90	5.00	ug/L
56-23-5	Carbon Tetrachloride	1.00	U	0.27	1.00	ug/L
156-59-2	cis-1,2-Dichloroethene	1.00	U	0.22	1.00	ug/L
74-97-5	Bromochloromethane	1.00	U	0.26	1.00	ug/L
67-66-3	Chloroform	1.00	U	0.27	1.00	ug/L
71-55-6	1,1,1-Trichloroethane	1.00	U	0.20	1.00	ug/L
108-87-2	Methylcyclohexane	1.00	U	0.14	1.00	ug/L
71-43-2	Benzene	1.00	U	0.18	1.00	ug/L
107-06-2	1,2-Dichloroethane	1.00	U	0.25	1.00	ug/L
79-01-6	Trichloroethene	1.00	U	0.17	1.00	ug/L
78-87-5	1,2-Dichloropropane	1.00	U	0.17	1.00	ug/L
75-27-4	Bromodichloromethane	1.00	U	0.20	1.00	ug/L
108-10-1	4-Methyl-2-Pentanone	5.00	U	0.87	5.00	ug/L
108-88-3	Toluene	1.00	U	0.22	1.00	ug/L
10061-02-6	t-1,3-Dichloropropene	1.00	U	0.18	1.00	ug/L
10061-01-5	cis-1,3-Dichloropropene	1.00	U	0.17	1.00	ug/L

Report of Analysis

Client:	EA Engineering Science & Technology	Date Collected:	
Project:	NYSDEC - National Heatset	Date Received:	
Client Sample ID:	VX0723WBL01	SDG No.:	M3146
Lab Sample ID:	VX0723WBL01	Matrix:	Water
Analytical Method:	SW8260	% Moisture:	100
Sample Wt/Vol:	5 Units: mL	Final Vol:	5000 uL
Soil Aliquot Vol:	uL	Test:	VOC-TCLVOA-10
GC Column:	DB-624UI ID : 0.18	Level :	LOW

File ID/Qc Batch:	Dilution:	Prep Date	Date Analyzed	Prep Batch ID
VX023414.D	1		07/23/21 10:37	VX072321

CAS Number	Parameter	Conc.	Qualifier	MDL	LOQ / CRQL	Units
79-00-5	1,1,2-Trichloroethane	1.00	U	0.24	1.00	ug/L
591-78-6	2-Hexanone	5.00	U	0.92	5.00	ug/L
124-48-1	Dibromochloromethane	1.00	U	0.18	1.00	ug/L
106-93-4	1,2-Dibromoethane	1.00	U	0.16	1.00	ug/L
127-18-4	Tetrachloroethene	1.00	U	0.17	1.00	ug/L
108-90-7	Chlorobenzene	1.00	U	0.17	1.00	ug/L
100-41-4	Ethyl Benzene	1.00	U	0.18	1.00	ug/L
179601-23-1	m/p-Xylenes	2.00	U	0.32	2.00	ug/L
95-47-6	o-Xylene	1.00	U	0.19	1.00	ug/L
100-42-5	Styrene	1.00	U	0.16	1.00	ug/L
75-25-2	Bromoform	1.00	U	0.19	1.00	ug/L
98-82-8	Isopropylbenzene	1.00	U	0.23	1.00	ug/L
79-34-5	1,1,2,2-Tetrachloroethane	1.00	U	0.29	1.00	ug/L
541-73-1	1,3-Dichlorobenzene	1.00	U	0.19	1.00	ug/L
106-46-7	1,4-Dichlorobenzene	1.00	U	0.20	1.00	ug/L
95-50-1	1,2-Dichlorobenzene	1.00	U	0.19	1.00	ug/L
96-12-8	1,2-Dibromo-3-Chloropropane	1.00	U	0.47	1.00	ug/L
120-82-1	1,2,4-Trichlorobenzene	1.00	U	0.30	1.00	ug/L
87-61-6	1,2,3-Trichlorobenzene	1.00	U	0.35	1.00	ug/L
SURROGATES						
17060-07-0	1,2-Dichloroethane-d4	51.5		78 - 117	103%	SPK: 50
1868-53-7	Dibromofluoromethane	50.6		75 - 124	101%	SPK: 50
2037-26-5	Toluene-d8	51.2		92 - 112	102%	SPK: 50
460-00-4	4-Bromofluorobenzene	48.1		83 - 123	96%	SPK: 50
INTERNAL STANDARDS						
363-72-4	Pentafluorobenzene	183000	5.562			
540-36-3	1,4-Difluorobenzene	307000	6.769			
3114-55-4	Chlorobenzene-d5	265000	10.055			
3855-82-1	1,4-Dichlorobenzene-d4	107000	12.024			

Report of Analysis

Client:	EA Engineering Science & Technology	Date Collected:	
Project:	NYSDEC - National Heatset	Date Received:	
Client Sample ID:	VX0723WBL01	SDG No.:	M3146
Lab Sample ID:	VX0723WBL01	Matrix:	Water
Analytical Method:	SW8260	% Moisture:	100
Sample Wt/Vol:	5 Units: mL	Final Vol:	5000 uL
Soil Aliquot Vol:	uL	Test:	VOC-TCLVOA-10
GC Column:	DB-624UI ID : 0.18	Level :	LOW

File ID/Qc Batch:	Dilution:	Prep Date	Date Analyzed	Prep Batch ID
VX023414.D	1		07/23/21 10:37	VX072321

CAS Number	Parameter	Conc.	Qualifier	MDL	LOQ / CRQL	Units

U = Not Detected
LOQ = Limit of Quantitation
MDL = Method Detection Limit
LOD = Limit of Detection
E = Value Exceeds Calibration Range
Q = indicates LCS control criteria did not meet requirements
M = MS/MSD acceptance criteria did not meet requirements

J = Estimated Value
B = Analyte Found in Associated Method Blank
N = Presumptive Evidence of a Compound
* = Values outside of QC limits
D = Dilution
() = Laboratory InHouse Limit
A = Aldol-Condensation Reaction Products

Report of Analysis

Client:	EA Engineering Science & Technology	Date Collected:	
Project:	NYSDEC - National Heatset	Date Received:	
Client Sample ID:	VX0726WBL01	SDG No.:	M3146
Lab Sample ID:	VX0726WBL01	Matrix:	Water
Analytical Method:	SW8260	% Moisture:	100
Sample Wt/Vol:	5 Units: mL	Final Vol:	5000 uL
Soil Aliquot Vol:	uL	Test:	VOC-TCLVOA-10
GC Column:	DB-624UI ID : 0.18	Level :	LOW

File ID/Qc Batch:	Dilution:	Prep Date	Date Analyzed	Prep Batch ID
VX023441.D	1		07/26/21 11:09	VX072621

CAS Number	Parameter	Conc.	Qualifier	MDL	LOQ / CRQL	Units
TARGETS						
75-71-8	Dichlorodifluoromethane	1.00	U	0.23	1.00	ug/L
74-87-3	Chloromethane	1.00	U	0.20	1.00	ug/L
75-01-4	Vinyl Chloride	1.00	U	0.19	1.00	ug/L
74-83-9	Bromomethane	5.00	U	0.87	5.00	ug/L
75-00-3	Chloroethane	1.00	U	0.35	1.00	ug/L
75-69-4	Trichlorofluoromethane	1.00	U	0.25	1.00	ug/L
76-13-1	1,1,2-Trichlorotrifluoroethane	1.00	U	0.21	1.00	ug/L
75-35-4	1,1-Dichloroethene	1.00	U	0.26	1.00	ug/L
67-64-1	Acetone	5.00	U	1.60	5.00	ug/L
75-15-0	Carbon Disulfide	1.00	U	0.25	1.00	ug/L
1634-04-4	Methyl tert-butyl Ether	1.00	U	0.22	1.00	ug/L
79-20-9	Methyl Acetate	1.00	U	0.47	1.00	ug/L
75-09-2	Methylene Chloride	1.00	U	0.18	1.00	ug/L
156-60-5	trans-1,2-Dichloroethene	1.00	U	0.19	1.00	ug/L
75-34-3	1,1-Dichloroethane	1.00	U	0.21	1.00	ug/L
110-82-7	Cyclohexane	5.00	U	1.30	5.00	ug/L
78-93-3	2-Butanone	5.00	U	0.90	5.00	ug/L
56-23-5	Carbon Tetrachloride	1.00	U	0.27	1.00	ug/L
156-59-2	cis-1,2-Dichloroethene	1.00	U	0.22	1.00	ug/L
74-97-5	Bromochloromethane	1.00	U	0.26	1.00	ug/L
67-66-3	Chloroform	1.00	U	0.27	1.00	ug/L
71-55-6	1,1,1-Trichloroethane	1.00	U	0.20	1.00	ug/L
108-87-2	Methylcyclohexane	1.00	U	0.14	1.00	ug/L
71-43-2	Benzene	1.00	U	0.18	1.00	ug/L
107-06-2	1,2-Dichloroethane	1.00	U	0.25	1.00	ug/L
79-01-6	Trichloroethene	1.00	U	0.17	1.00	ug/L
78-87-5	1,2-Dichloropropane	1.00	U	0.17	1.00	ug/L
75-27-4	Bromodichloromethane	1.00	U	0.20	1.00	ug/L
108-10-1	4-Methyl-2-Pentanone	5.00	U	0.87	5.00	ug/L
108-88-3	Toluene	1.00	U	0.22	1.00	ug/L
10061-02-6	t-1,3-Dichloropropene	1.00	U	0.18	1.00	ug/L
10061-01-5	cis-1,3-Dichloropropene	1.00	U	0.17	1.00	ug/L

Report of Analysis

Client:	EA Engineering Science & Technology	Date Collected:	
Project:	NYSDEC - National Heatset	Date Received:	
Client Sample ID:	VX0726WBL01	SDG No.:	M3146
Lab Sample ID:	VX0726WBL01	Matrix:	Water
Analytical Method:	SW8260	% Moisture:	100
Sample Wt/Vol:	5 Units: mL	Final Vol:	5000 uL
Soil Aliquot Vol:	uL	Test:	VOC-TCLVOA-10
GC Column:	DB-624UI ID : 0.18	Level :	LOW

File ID/Qc Batch:	Dilution:	Prep Date	Date Analyzed	Prep Batch ID
VX023441.D	1		07/26/21 11:09	VX072621

CAS Number	Parameter	Conc.	Qualifier	MDL	LOQ / CRQL	Units
79-00-5	1,1,2-Trichloroethane	1.00	U	0.24	1.00	ug/L
591-78-6	2-Hexanone	5.00	U	0.92	5.00	ug/L
124-48-1	Dibromochloromethane	1.00	U	0.18	1.00	ug/L
106-93-4	1,2-Dibromoethane	1.00	U	0.16	1.00	ug/L
127-18-4	Tetrachloroethene	1.00	U	0.17	1.00	ug/L
108-90-7	Chlorobenzene	1.00	U	0.17	1.00	ug/L
100-41-4	Ethyl Benzene	1.00	U	0.18	1.00	ug/L
179601-23-1	m/p-Xylenes	2.00	U	0.32	2.00	ug/L
95-47-6	o-Xylene	1.00	U	0.19	1.00	ug/L
100-42-5	Styrene	1.00	U	0.16	1.00	ug/L
75-25-2	Bromoform	1.00	U	0.19	1.00	ug/L
98-82-8	Isopropylbenzene	1.00	U	0.23	1.00	ug/L
79-34-5	1,1,2,2-Tetrachloroethane	1.00	U	0.29	1.00	ug/L
541-73-1	1,3-Dichlorobenzene	1.00	U	0.19	1.00	ug/L
106-46-7	1,4-Dichlorobenzene	1.00	U	0.20	1.00	ug/L
95-50-1	1,2-Dichlorobenzene	1.00	U	0.19	1.00	ug/L
96-12-8	1,2-Dibromo-3-Chloropropane	1.00	U	0.47	1.00	ug/L
120-82-1	1,2,4-Trichlorobenzene	1.00	U	0.30	1.00	ug/L
87-61-6	1,2,3-Trichlorobenzene	1.00	U	0.35	1.00	ug/L
SURROGATES						
17060-07-0	1,2-Dichloroethane-d4	52.7		78 - 117	105%	SPK: 50
1868-53-7	Dibromofluoromethane	50.9		75 - 124	102%	SPK: 50
2037-26-5	Toluene-d8	51.3		92 - 112	103%	SPK: 50
460-00-4	4-Bromofluorobenzene	44.3		83 - 123	89%	SPK: 50
INTERNAL STANDARDS						
363-72-4	Pentafluorobenzene	177000	5.562			
540-36-3	1,4-Difluorobenzene	302000	6.769			
3114-55-4	Chlorobenzene-d5	254000	10.061			
3855-82-1	1,4-Dichlorobenzene-d4	93100	12.024			

Report of Analysis

Client:	EA Engineering Science & Technology	Date Collected:	
Project:	NYSDEC - National Heatset	Date Received:	
Client Sample ID:	VX0726WBL01	SDG No.:	M3146
Lab Sample ID:	VX0726WBL01	Matrix:	Water
Analytical Method:	SW8260	% Moisture:	100
Sample Wt/Vol:	5 Units: mL	Final Vol:	5000 uL
Soil Aliquot Vol:	uL	Test:	VOC-TCLVOA-10
GC Column:	DB-624UI ID : 0.18	Level :	LOW

File ID/Qc Batch:	Dilution:	Prep Date	Date Analyzed	Prep Batch ID
VX023441.D	1		07/26/21 11:09	VX072621

CAS Number	Parameter	Conc.	Qualifier	MDL	LOQ / CRQL	Units

U = Not Detected
LOQ = Limit of Quantitation
MDL = Method Detection Limit
LOD = Limit of Detection
E = Value Exceeds Calibration Range
Q = indicates LCS control criteria did not meet requirements
M = MS/MSD acceptance criteria did not meet requirements

J = Estimated Value
B = Analyte Found in Associated Method Blank
N = Presumptive Evidence of a Compound
* = Values outside of QC limits
D = Dilution
() = Laboratory InHouse Limit
A = Aldol-Condensation Reaction Products

Report of Analysis

Client:	EA Engineering Science & Technology	Date Collected:	
Project:	NYSDEC - National Heatset	Date Received:	
Client Sample ID:	VX0727WBL01	SDG No.:	M3146
Lab Sample ID:	VX0727WBL01	Matrix:	Water
Analytical Method:	SW8260	% Moisture:	100
Sample Wt/Vol:	5 Units: mL	Final Vol:	5000 uL
Soil Aliquot Vol:	uL	Test:	VOC-TCLVOA-10
GC Column:	DB-624UI ID : 0.18	Level :	LOW

File ID/Qc Batch:	Dilution:	Prep Date	Date Analyzed	Prep Batch ID
VX023468.D	1		07/27/21 11:26	VX072721

CAS Number	Parameter	Conc.	Qualifier	MDL	LOQ / CRQL	Units
TARGETS						
75-71-8	Dichlorodifluoromethane	1.00	U	0.23	1.00	ug/L
74-87-3	Chloromethane	1.00	U	0.20	1.00	ug/L
75-01-4	Vinyl Chloride	1.00	U	0.19	1.00	ug/L
74-83-9	Bromomethane	5.00	U	0.87	5.00	ug/L
75-00-3	Chloroethane	1.00	U	0.35	1.00	ug/L
75-69-4	Trichlorofluoromethane	1.00	U	0.25	1.00	ug/L
76-13-1	1,1,2-Trichlorotrifluoroethane	1.00	U	0.21	1.00	ug/L
75-35-4	1,1-Dichloroethene	1.00	U	0.26	1.00	ug/L
67-64-1	Acetone	5.00	U	1.60	5.00	ug/L
75-15-0	Carbon Disulfide	1.00	U	0.25	1.00	ug/L
1634-04-4	Methyl tert-butyl Ether	1.00	U	0.22	1.00	ug/L
79-20-9	Methyl Acetate	1.00	U	0.47	1.00	ug/L
75-09-2	Methylene Chloride	1.00	U	0.18	1.00	ug/L
156-60-5	trans-1,2-Dichloroethene	1.00	U	0.19	1.00	ug/L
75-34-3	1,1-Dichloroethane	1.00	U	0.21	1.00	ug/L
110-82-7	Cyclohexane	5.00	U	1.30	5.00	ug/L
78-93-3	2-Butanone	5.00	U	0.90	5.00	ug/L
56-23-5	Carbon Tetrachloride	1.00	U	0.27	1.00	ug/L
156-59-2	cis-1,2-Dichloroethene	1.00	U	0.22	1.00	ug/L
74-97-5	Bromochloromethane	1.00	U	0.26	1.00	ug/L
67-66-3	Chloroform	1.00	U	0.27	1.00	ug/L
71-55-6	1,1,1-Trichloroethane	1.00	U	0.20	1.00	ug/L
108-87-2	Methylcyclohexane	1.00	U	0.14	1.00	ug/L
71-43-2	Benzene	1.00	U	0.18	1.00	ug/L
107-06-2	1,2-Dichloroethane	1.00	U	0.25	1.00	ug/L
79-01-6	Trichloroethene	1.00	U	0.17	1.00	ug/L
78-87-5	1,2-Dichloropropane	1.00	U	0.17	1.00	ug/L
75-27-4	Bromodichloromethane	1.00	U	0.20	1.00	ug/L
108-10-1	4-Methyl-2-Pentanone	5.00	U	0.87	5.00	ug/L
108-88-3	Toluene	1.00	U	0.22	1.00	ug/L
10061-02-6	t-1,3-Dichloropropene	1.00	U	0.18	1.00	ug/L
10061-01-5	cis-1,3-Dichloropropene	1.00	U	0.17	1.00	ug/L

Report of Analysis

Client:	EA Engineering Science & Technology	Date Collected:	
Project:	NYSDEC - National Heatset	Date Received:	
Client Sample ID:	VX0727WBL01	SDG No.:	M3146
Lab Sample ID:	VX0727WBL01	Matrix:	Water
Analytical Method:	SW8260	% Moisture:	100
Sample Wt/Vol:	5 Units: mL	Final Vol:	5000 uL
Soil Aliquot Vol:	uL	Test:	VOC-TCLVOA-10
GC Column:	DB-624UI ID : 0.18	Level :	LOW

File ID/Qc Batch:	Dilution:	Prep Date	Date Analyzed	Prep Batch ID
VX023468.D	1		07/27/21 11:26	VX072721

CAS Number	Parameter	Conc.	Qualifier	MDL	LOQ / CRQL	Units
79-00-5	1,1,2-Trichloroethane	1.00	U	0.24	1.00	ug/L
591-78-6	2-Hexanone	5.00	U	0.92	5.00	ug/L
124-48-1	Dibromochloromethane	1.00	U	0.18	1.00	ug/L
106-93-4	1,2-Dibromoethane	1.00	U	0.16	1.00	ug/L
127-18-4	Tetrachloroethene	1.00	U	0.17	1.00	ug/L
108-90-7	Chlorobenzene	1.00	U	0.17	1.00	ug/L
100-41-4	Ethyl Benzene	1.00	U	0.18	1.00	ug/L
179601-23-1	m/p-Xylenes	2.00	U	0.32	2.00	ug/L
95-47-6	o-Xylene	1.00	U	0.19	1.00	ug/L
100-42-5	Styrene	1.00	U	0.16	1.00	ug/L
75-25-2	Bromoform	1.00	U	0.19	1.00	ug/L
98-82-8	Isopropylbenzene	1.00	U	0.23	1.00	ug/L
79-34-5	1,1,2,2-Tetrachloroethane	1.00	U	0.29	1.00	ug/L
541-73-1	1,3-Dichlorobenzene	1.00	U	0.19	1.00	ug/L
106-46-7	1,4-Dichlorobenzene	1.00	U	0.20	1.00	ug/L
95-50-1	1,2-Dichlorobenzene	1.00	U	0.19	1.00	ug/L
96-12-8	1,2-Dibromo-3-Chloropropane	1.00	U	0.47	1.00	ug/L
120-82-1	1,2,4-Trichlorobenzene	1.00	U	0.30	1.00	ug/L
87-61-6	1,2,3-Trichlorobenzene	1.00	U	0.35	1.00	ug/L
SURROGATES						
17060-07-0	1,2-Dichloroethane-d4	52.7		78 - 117	105%	SPK: 50
1868-53-7	Dibromofluoromethane	51.3		75 - 124	103%	SPK: 50
2037-26-5	Toluene-d8	51.9		92 - 112	104%	SPK: 50
460-00-4	4-Bromofluorobenzene	47.6		83 - 123	95%	SPK: 50
INTERNAL STANDARDS						
363-72-4	Pentafluorobenzene	165000	5.562			
540-36-3	1,4-Difluorobenzene	275000	6.769			
3114-55-4	Chlorobenzene-d5	244000	10.061			
3855-82-1	1,4-Dichlorobenzene-d4	93100	12.024			

CHEMTECH 284 Sheffield Street, Mountainside, NJ 07092 Phone: 908 789 8900 Fax: 908 789 8922

Report of Analysis

Client:	EA Engineering Science & Technology	Date Collected:	
Project:	NYSDEC - National Heatset	Date Received:	
Client Sample ID:	VX0727WBL01	SDG No.:	M3146
Lab Sample ID:	VX0727WBL01	Matrix:	Water
Analytical Method:	SW8260	% Moisture:	100
Sample Wt/Vol:	5 Units: mL	Final Vol:	5000 uL
Soil Aliquot Vol:	uL	Test:	VOC-TCLVOA-10
GC Column:	DB-624UI ID : 0.18	Level :	LOW

File ID/Qc Batch:	Dilution:	Prep Date	Date Analyzed	Prep Batch ID
VX023468.D	1		07/27/21 11:26	VX072721

CAS Number	Parameter	Conc.	Qualifier	MDL	LOQ / CRQL	Units

U = Not Detected
LOQ = Limit of Quantitation
MDL = Method Detection Limit
LOD = Limit of Detection
E = Value Exceeds Calibration Range
Q = indicates LCS control criteria did not meet requirements
M = MS/MSD acceptance criteria did not meet requirements

J = Estimated Value
B = Analyte Found in Associated Method Blank
N = Presumptive Evidence of a Compound
* = Values outside of QC limits
D = Dilution
() = Laboratory InHouse Limit
A = Aldol-Condensation Reaction Products

Report of Analysis

Client:	EA Engineering Science & Technology	Date Collected:	
Project:	NYSDEC - National Heatset	Date Received:	
Client Sample ID:	VX0722WBS02	SDG No.:	M3146
Lab Sample ID:	VX0722WBS02	Matrix:	Water
Analytical Method:	SW8260	% Moisture:	100
Sample Wt/Vol:	5 Units: mL	Final Vol:	5000 uL
Soil Aliquot Vol:	uL	Test:	VOC-TCLVOA-10
GC Column:	DB-624UI ID : 0.18	Level :	LOW

File ID/Qc Batch:	Dilution:	Prep Date	Date Analyzed	Prep Batch ID
VX023389.D	1		07/22/21 22:08	VX072221

CAS Number	Parameter	Conc.	Qualifier	MDL	LOQ / CRQL	Units
TARGETS						
75-71-8	Dichlorodifluoromethane	19.6		0.23	1.00	ug/L
74-87-3	Chloromethane	19.2		0.20	1.00	ug/L
75-01-4	Vinyl Chloride	19.2		0.19	1.00	ug/L
74-83-9	Bromomethane	23.3		0.87	5.00	ug/L
75-00-3	Chloroethane	20.4		0.35	1.00	ug/L
75-69-4	Trichlorofluoromethane	19.1		0.25	1.00	ug/L
76-13-1	1,1,2-Trichlorotrifluoroethane	19.1		0.21	1.00	ug/L
75-35-4	1,1-Dichloroethene	19.1		0.26	1.00	ug/L
67-64-1	Acetone	93.3		1.60	5.00	ug/L
75-15-0	Carbon Disulfide	17.1		0.25	1.00	ug/L
1634-04-4	Methyl tert-butyl Ether	19.5		0.22	1.00	ug/L
79-20-9	Methyl Acetate	19.8		0.47	1.00	ug/L
75-09-2	Methylene Chloride	18.9		0.18	1.00	ug/L
156-60-5	trans-1,2-Dichloroethene	18.9		0.19	1.00	ug/L
75-34-3	1,1-Dichloroethane	19.3		0.21	1.00	ug/L
110-82-7	Cyclohexane	18.5		1.30	5.00	ug/L
78-93-3	2-Butanone	96.9		0.90	5.00	ug/L
56-23-5	Carbon Tetrachloride	18.7		0.27	1.00	ug/L
156-59-2	cis-1,2-Dichloroethene	19.2		0.22	1.00	ug/L
74-97-5	Bromochloromethane	18.5		0.26	1.00	ug/L
67-66-3	Chloroform	19.5		0.27	1.00	ug/L
71-55-6	1,1,1-Trichloroethane	19.3		0.20	1.00	ug/L
108-87-2	Methylcyclohexane	18.7		0.14	1.00	ug/L
71-43-2	Benzene	19.3		0.18	1.00	ug/L
107-06-2	1,2-Dichloroethane	19.6		0.25	1.00	ug/L
79-01-6	Trichloroethene	19.6		0.17	1.00	ug/L
78-87-5	1,2-Dichloropropane	19.5		0.17	1.00	ug/L
75-27-4	Bromodichloromethane	18.7		0.20	1.00	ug/L
108-10-1	4-Methyl-2-Pentanone	100		0.87	5.00	ug/L
108-88-3	Toluene	19.6		0.22	1.00	ug/L
10061-02-6	t-1,3-Dichloropropene	17.5		0.18	1.00	ug/L
10061-01-5	cis-1,3-Dichloropropene	18.8		0.17	1.00	ug/L

Report of Analysis

Client:	EA Engineering Science & Technology	Date Collected:	
Project:	NYSDEC - National Heatset	Date Received:	
Client Sample ID:	VX0722WBS02	SDG No.:	M3146
Lab Sample ID:	VX0722WBS02	Matrix:	Water
Analytical Method:	SW8260	% Moisture:	100
Sample Wt/Vol:	5 Units: mL	Final Vol:	5000 uL
Soil Aliquot Vol:	uL	Test:	VOC-TCLVOA-10
GC Column:	DB-624UI ID : 0.18	Level :	LOW

File ID/Qc Batch:	Dilution:	Prep Date	Date Analyzed	Prep Batch ID
VX023389.D	1		07/22/21 22:08	VX072221

CAS Number	Parameter	Conc.	Qualifier	MDL	LOQ / CRQL	Units
79-00-5	1,1,2-Trichloroethane	20.4		0.24	1.00	ug/L
591-78-6	2-Hexanone	100		0.92	5.00	ug/L
124-48-1	Dibromochloromethane	18.1		0.18	1.00	ug/L
106-93-4	1,2-Dibromoethane	19.4		0.16	1.00	ug/L
127-18-4	Tetrachloroethene	19.4		0.17	1.00	ug/L
108-90-7	Chlorobenzene	19.0		0.17	1.00	ug/L
100-41-4	Ethyl Benzene	19.1		0.18	1.00	ug/L
179601-23-1	m/p-Xylenes	38.0		0.32	2.00	ug/L
95-47-6	o-Xylene	18.9		0.19	1.00	ug/L
100-42-5	Styrene	19.5		0.16	1.00	ug/L
75-25-2	Bromoform	17.7		0.19	1.00	ug/L
98-82-8	Isopropylbenzene	19.6		0.23	1.00	ug/L
79-34-5	1,1,2,2-Tetrachloroethane	19.8		0.29	1.00	ug/L
541-73-1	1,3-Dichlorobenzene	19.1		0.19	1.00	ug/L
106-46-7	1,4-Dichlorobenzene	18.7		0.20	1.00	ug/L
95-50-1	1,2-Dichlorobenzene	19.4		0.19	1.00	ug/L
96-12-8	1,2-Dibromo-3-Chloropropane	17.3		0.47	1.00	ug/L
120-82-1	1,2,4-Trichlorobenzene	18.5		0.30	1.00	ug/L
87-61-6	1,2,3-Trichlorobenzene	19.0		0.35	1.00	ug/L
SURROGATES						
17060-07-0	1,2-Dichloroethane-d4	51.3		78 - 117	103%	SPK: 50
1868-53-7	Dibromofluoromethane	50.9		75 - 124	102%	SPK: 50
2037-26-5	Toluene-d8	51.1		92 - 112	102%	SPK: 50
460-00-4	4-Bromofluorobenzene	50.6		83 - 123	101%	SPK: 50
INTERNAL STANDARDS						
363-72-4	Pentafluorobenzene	214000	5.562			
540-36-3	1,4-Difluorobenzene	349000	6.769			
3114-55-4	Chlorobenzene-d5	308000	10.055			
3855-82-1	1,4-Dichlorobenzene-d4	141000	12.024			

Report of Analysis

Client:	EA Engineering Science & Technology	Date Collected:	
Project:	NYSDEC - National Heatset	Date Received:	
Client Sample ID:	VX0722WBS02	SDG No.:	M3146
Lab Sample ID:	VX0722WBS02	Matrix:	Water
Analytical Method:	SW8260	% Moisture:	100
Sample Wt/Vol:	5 Units: mL	Final Vol:	5000 uL
Soil Aliquot Vol:	uL	Test:	VOC-TCLVOA-10
GC Column:	DB-624UI ID : 0.18	Level :	LOW

File ID/Qc Batch:	Dilution:	Prep Date	Date Analyzed	Prep Batch ID
VX023389.D	1		07/22/21 22:08	VX072221

CAS Number	Parameter	Conc.	Qualifier	MDL	LOQ / CRQL	Units

U = Not Detected
LOQ = Limit of Quantitation
MDL = Method Detection Limit
LOD = Limit of Detection
E = Value Exceeds Calibration Range
Q = indicates LCS control criteria did not meet requirements
M = MS/MSD acceptance criteria did not meet requirements

J = Estimated Value
B = Analyte Found in Associated Method Blank
N = Presumptive Evidence of a Compound
* = Values outside of QC limits
D = Dilution
() = Laboratory InHouse Limit
A = Aldol-Condensation Reaction Products

Report of Analysis

Client:	EA Engineering Science & Technology	Date Collected:	
Project:	NYSDEC - National Heatset	Date Received:	
Client Sample ID:	VX0723WBS01	SDG No.:	M3146
Lab Sample ID:	VX0723WBS01	Matrix:	Water
Analytical Method:	SW8260	% Moisture:	100
Sample Wt/Vol:	5 Units: mL	Final Vol:	5000 uL
Soil Aliquot Vol:	uL	Test:	VOC-TCLVOA-10
GC Column:	DB-624UI ID : 0.18	Level :	LOW

File ID/Qc Batch:	Dilution:	Prep Date	Date Analyzed	Prep Batch ID
VX023415.D	1		07/23/21 11:05	VX072321

CAS Number	Parameter	Conc.	Qualifier	MDL	LOQ / CRQL	Units
TARGETS						
75-71-8	Dichlorodifluoromethane	19.4		0.23	1.00	ug/L
74-87-3	Chloromethane	17.9		0.20	1.00	ug/L
75-01-4	Vinyl Chloride	18.4		0.19	1.00	ug/L
74-83-9	Bromomethane	21.5		0.87	5.00	ug/L
75-00-3	Chloroethane	19.2		0.35	1.00	ug/L
75-69-4	Trichlorofluoromethane	18.5		0.25	1.00	ug/L
76-13-1	1,1,2-Trichlorotrifluoroethane	19.6		0.21	1.00	ug/L
75-35-4	1,1-Dichloroethene	18.3		0.26	1.00	ug/L
67-64-1	Acetone	99.1		1.60	5.00	ug/L
75-15-0	Carbon Disulfide	16.8		0.25	1.00	ug/L
1634-04-4	Methyl tert-butyl Ether	18.5		0.22	1.00	ug/L
79-20-9	Methyl Acetate	18.8		0.47	1.00	ug/L
75-09-2	Methylene Chloride	17.8		0.18	1.00	ug/L
156-60-5	trans-1,2-Dichloroethene	18.3		0.19	1.00	ug/L
75-34-3	1,1-Dichloroethane	18.7		0.21	1.00	ug/L
110-82-7	Cyclohexane	18.3		1.30	5.00	ug/L
78-93-3	2-Butanone	93.8		0.90	5.00	ug/L
56-23-5	Carbon Tetrachloride	18.7		0.27	1.00	ug/L
156-59-2	cis-1,2-Dichloroethene	18.8		0.22	1.00	ug/L
74-97-5	Bromochloromethane	19.4		0.26	1.00	ug/L
67-66-3	Chloroform	18.7		0.27	1.00	ug/L
71-55-6	1,1,1-Trichloroethane	18.8		0.20	1.00	ug/L
108-87-2	Methylcyclohexane	19.5		0.14	1.00	ug/L
71-43-2	Benzene	19.2		0.18	1.00	ug/L
107-06-2	1,2-Dichloroethane	19.1		0.25	1.00	ug/L
79-01-6	Trichloroethene	19.4		0.17	1.00	ug/L
78-87-5	1,2-Dichloropropane	18.7		0.17	1.00	ug/L
75-27-4	Bromodichloromethane	18.5		0.20	1.00	ug/L
108-10-1	4-Methyl-2-Pentanone	99.7		0.87	5.00	ug/L
108-88-3	Toluene	19.3		0.22	1.00	ug/L
10061-02-6	t-1,3-Dichloropropene	18.0		0.18	1.00	ug/L
10061-01-5	cis-1,3-Dichloropropene	18.7		0.17	1.00	ug/L

Report of Analysis

Client:	EA Engineering Science & Technology	Date Collected:	
Project:	NYSDEC - National Heatset	Date Received:	
Client Sample ID:	VX0723WBS01	SDG No.:	M3146
Lab Sample ID:	VX0723WBS01	Matrix:	Water
Analytical Method:	SW8260	% Moisture:	100
Sample Wt/Vol:	5 Units: mL	Final Vol:	5000 uL
Soil Aliquot Vol:	uL	Test:	VOC-TCLVOA-10
GC Column:	DB-624UI ID : 0.18	Level :	LOW

File ID/Qc Batch:	Dilution:	Prep Date	Date Analyzed	Prep Batch ID
VX023415.D	1		07/23/21 11:05	VX072321

CAS Number	Parameter	Conc.	Qualifier	MDL	LOQ / CRQL	Units
79-00-5	1,1,2-Trichloroethane	19.9		0.24	1.00	ug/L
591-78-6	2-Hexanone	100		0.92	5.00	ug/L
124-48-1	Dibromochloromethane	17.7		0.18	1.00	ug/L
106-93-4	1,2-Dibromoethane	19.6		0.16	1.00	ug/L
127-18-4	Tetrachloroethene	20.0		0.17	1.00	ug/L
108-90-7	Chlorobenzene	19.3		0.17	1.00	ug/L
100-41-4	Ethyl Benzene	19.5		0.18	1.00	ug/L
179601-23-1	m/p-Xylenes	39.0		0.32	2.00	ug/L
95-47-6	o-Xylene	19.1		0.19	1.00	ug/L
100-42-5	Styrene	19.7		0.16	1.00	ug/L
75-25-2	Bromoform	17.2		0.19	1.00	ug/L
98-82-8	Isopropylbenzene	19.8		0.23	1.00	ug/L
79-34-5	1,1,2,2-Tetrachloroethane	19.0		0.29	1.00	ug/L
541-73-1	1,3-Dichlorobenzene	19.4		0.19	1.00	ug/L
106-46-7	1,4-Dichlorobenzene	18.9		0.20	1.00	ug/L
95-50-1	1,2-Dichlorobenzene	19.4		0.19	1.00	ug/L
96-12-8	1,2-Dibromo-3-Chloropropane	16.8		0.47	1.00	ug/L
120-82-1	1,2,4-Trichlorobenzene	18.7		0.30	1.00	ug/L
87-61-6	1,2,3-Trichlorobenzene	18.8		0.35	1.00	ug/L
SURROGATES						
17060-07-0	1,2-Dichloroethane-d4	48.3		78 - 117	97%	SPK: 50
1868-53-7	Dibromofluoromethane	48.9		75 - 124	98%	SPK: 50
2037-26-5	Toluene-d8	50.6		92 - 112	101%	SPK: 50
460-00-4	4-Bromofluorobenzene	49.8		83 - 123	100%	SPK: 50
INTERNAL STANDARDS						
363-72-4	Pentafluorobenzene	220000	5.556			
540-36-3	1,4-Difluorobenzene	349000	6.769			
3114-55-4	Chlorobenzene-d5	304000	10.055			
3855-82-1	1,4-Dichlorobenzene-d4	139000	12.024			

Report of Analysis

Client:	EA Engineering Science & Technology	Date Collected:	
Project:	NYSDEC - National Heatset	Date Received:	
Client Sample ID:	VX0723WBS01	SDG No.:	M3146
Lab Sample ID:	VX0723WBS01	Matrix:	Water
Analytical Method:	SW8260	% Moisture:	100
Sample Wt/Vol:	5 Units: mL	Final Vol:	5000 uL
Soil Aliquot Vol:	uL	Test:	VOC-TCLVOA-10
GC Column:	DB-624UI ID : 0.18	Level :	LOW

File ID/Qc Batch:	Dilution:	Prep Date	Date Analyzed	Prep Batch ID
VX023415.D	1		07/23/21 11:05	VX072321

CAS Number	Parameter	Conc.	Qualifier	MDL	LOQ / CRQL	Units

U = Not Detected
LOQ = Limit of Quantitation
MDL = Method Detection Limit
LOD = Limit of Detection
E = Value Exceeds Calibration Range
Q = indicates LCS control criteria did not meet requirements
M = MS/MSD acceptance criteria did not meet requirements

J = Estimated Value
B = Analyte Found in Associated Method Blank
N = Presumptive Evidence of a Compound
* = Values outside of QC limits
D = Dilution
() = Laboratory InHouse Limit
A = Aldol-Condensation Reaction Products

Report of Analysis

Client:	EA Engineering Science & Technology	Date Collected:	
Project:	NYSDEC - National Heatset	Date Received:	
Client Sample ID:	VX0726WBS01	SDG No.:	M3146
Lab Sample ID:	VX0726WBS01	Matrix:	Water
Analytical Method:	SW8260	% Moisture:	100
Sample Wt/Vol:	5 Units: mL	Final Vol:	5000 uL
Soil Aliquot Vol:	uL	Test:	VOC-TCLVOA-10
GC Column:	DB-624UI ID : 0.18	Level :	LOW

File ID/Qc Batch:	Dilution:	Prep Date	Date Analyzed	Prep Batch ID
VX023442.D	1		07/26/21 11:37	VX072621

CAS Number	Parameter	Conc.	Qualifier	MDL	LOQ / CRQL	Units
TARGETS						
75-71-8	Dichlorodifluoromethane	19.7		0.23	1.00	ug/L
74-87-3	Chloromethane	18.3		0.20	1.00	ug/L
75-01-4	Vinyl Chloride	19.1		0.19	1.00	ug/L
74-83-9	Bromomethane	22.9		0.87	5.00	ug/L
75-00-3	Chloroethane	19.7		0.35	1.00	ug/L
75-69-4	Trichlorofluoromethane	19.3		0.25	1.00	ug/L
76-13-1	1,1,2-Trichlorotrifluoroethane	19.6		0.21	1.00	ug/L
75-35-4	1,1-Dichloroethene	18.9		0.26	1.00	ug/L
67-64-1	Acetone	89.8		1.60	5.00	ug/L
75-15-0	Carbon Disulfide	17.0		0.25	1.00	ug/L
1634-04-4	Methyl tert-butyl Ether	19.1		0.22	1.00	ug/L
79-20-9	Methyl Acetate	18.9		0.47	1.00	ug/L
75-09-2	Methylene Chloride	17.9		0.18	1.00	ug/L
156-60-5	trans-1,2-Dichloroethene	18.8		0.19	1.00	ug/L
75-34-3	1,1-Dichloroethane	19.2		0.21	1.00	ug/L
110-82-7	Cyclohexane	18.0		1.30	5.00	ug/L
78-93-3	2-Butanone	94.2		0.90	5.00	ug/L
56-23-5	Carbon Tetrachloride	18.9		0.27	1.00	ug/L
156-59-2	cis-1,2-Dichloroethene	18.8		0.22	1.00	ug/L
74-97-5	Bromochloromethane	19.5		0.26	1.00	ug/L
67-66-3	Chloroform	19.1		0.27	1.00	ug/L
71-55-6	1,1,1-Trichloroethane	19.0		0.20	1.00	ug/L
108-87-2	Methylcyclohexane	19.4		0.14	1.00	ug/L
71-43-2	Benzene	19.5		0.18	1.00	ug/L
107-06-2	1,2-Dichloroethane	19.3		0.25	1.00	ug/L
79-01-6	Trichloroethene	19.2		0.17	1.00	ug/L
78-87-5	1,2-Dichloropropane	19.1		0.17	1.00	ug/L
75-27-4	Bromodichloromethane	19.3		0.20	1.00	ug/L
108-10-1	4-Methyl-2-Pentanone	100		0.87	5.00	ug/L
108-88-3	Toluene	19.6		0.22	1.00	ug/L
10061-02-6	t-1,3-Dichloropropene	18.3		0.18	1.00	ug/L
10061-01-5	cis-1,3-Dichloropropene	19.0		0.17	1.00	ug/L

Report of Analysis

Client:	EA Engineering Science & Technology	Date Collected:	
Project:	NYSDEC - National Heatset	Date Received:	
Client Sample ID:	VX0726WBS01	SDG No.:	M3146
Lab Sample ID:	VX0726WBS01	Matrix:	Water
Analytical Method:	SW8260	% Moisture:	100
Sample Wt/Vol:	5 Units: mL	Final Vol:	5000 uL
Soil Aliquot Vol:	uL	Test:	VOC-TCLVOA-10
GC Column:	DB-624UI ID : 0.18	Level :	LOW

File ID/Qc Batch:	Dilution:	Prep Date	Date Analyzed	Prep Batch ID
VX023442.D	1		07/26/21 11:37	VX072621

CAS Number	Parameter	Conc.	Qualifier	MDL	LOQ / CRQL	Units
79-00-5	1,1,2-Trichloroethane	20.2		0.24	1.00	ug/L
591-78-6	2-Hexanone	100		0.92	5.00	ug/L
124-48-1	Dibromochloromethane	18.3		0.18	1.00	ug/L
106-93-4	1,2-Dibromoethane	19.6		0.16	1.00	ug/L
127-18-4	Tetrachloroethene	20.1		0.17	1.00	ug/L
108-90-7	Chlorobenzene	19.3		0.17	1.00	ug/L
100-41-4	Ethyl Benzene	19.7		0.18	1.00	ug/L
179601-23-1	m/p-Xylenes	39.0		0.32	2.00	ug/L
95-47-6	o-Xylene	19.2		0.19	1.00	ug/L
100-42-5	Styrene	19.6		0.16	1.00	ug/L
75-25-2	Bromoform	17.7		0.19	1.00	ug/L
98-82-8	Isopropylbenzene	20.4		0.23	1.00	ug/L
79-34-5	1,1,2,2-Tetrachloroethane	19.9		0.29	1.00	ug/L
541-73-1	1,3-Dichlorobenzene	20.0		0.19	1.00	ug/L
106-46-7	1,4-Dichlorobenzene	19.4		0.20	1.00	ug/L
95-50-1	1,2-Dichlorobenzene	20.0		0.19	1.00	ug/L
96-12-8	1,2-Dibromo-3-Chloropropane	17.9		0.47	1.00	ug/L
120-82-1	1,2,4-Trichlorobenzene	19.5		0.30	1.00	ug/L
87-61-6	1,2,3-Trichlorobenzene	19.4		0.35	1.00	ug/L
SURROGATES						
17060-07-0	1,2-Dichloroethane-d4	50.5		78 - 117	101%	SPK: 50
1868-53-7	Dibromofluoromethane	50.2		75 - 124	100%	SPK: 50
2037-26-5	Toluene-d8	51.2		92 - 112	102%	SPK: 50
460-00-4	4-Bromofluorobenzene	50.9		83 - 123	102%	SPK: 50
INTERNAL STANDARDS						
363-72-4	Pentafluorobenzene	230000	5.556			
540-36-3	1,4-Difluorobenzene	368000	6.769			
3114-55-4	Chlorobenzene-d5	322000	10.055			
3855-82-1	1,4-Dichlorobenzene-d4	142000	12.024			

Report of Analysis

Client:	EA Engineering Science & Technology	Date Collected:	
Project:	NYSDEC - National Heatset	Date Received:	
Client Sample ID:	VX0726WBS01	SDG No.:	M3146
Lab Sample ID:	VX0726WBS01	Matrix:	Water
Analytical Method:	SW8260	% Moisture:	100
Sample Wt/Vol:	5 Units: mL	Final Vol:	5000 uL
Soil Aliquot Vol:	uL	Test:	VOC-TCLVOA-10
GC Column:	DB-624UI ID : 0.18	Level :	LOW

File ID/Qc Batch:	Dilution:	Prep Date	Date Analyzed	Prep Batch ID
VX023442.D	1		07/26/21 11:37	VX072621

CAS Number	Parameter	Conc.	Qualifier	MDL	LOQ / CRQL	Units

U = Not Detected
LOQ = Limit of Quantitation
MDL = Method Detection Limit
LOD = Limit of Detection
E = Value Exceeds Calibration Range
Q = indicates LCS control criteria did not meet requirements
M = MS/MSD acceptance criteria did not meet requirements

J = Estimated Value
B = Analyte Found in Associated Method Blank
N = Presumptive Evidence of a Compound
* = Values outside of QC limits
D = Dilution
() = Laboratory InHouse Limit
A = Aldol-Condensation Reaction Products

Report of Analysis

Client:	EA Engineering Science & Technology	Date Collected:	
Project:	NYSDEC - National Heatset	Date Received:	
Client Sample ID:	VX0727WBS01	SDG No.:	M3146
Lab Sample ID:	VX0727WBS01	Matrix:	Water
Analytical Method:	SW8260	% Moisture:	100
Sample Wt/Vol:	5 Units: mL	Final Vol:	5000 uL
Soil Aliquot Vol:	uL	Test:	VOC-TCLVOA-10
GC Column:	DB-624UI ID : 0.18	Level :	LOW

File ID/Qc Batch:	Dilution:	Prep Date	Date Analyzed	Prep Batch ID
VX023469.D	1		07/27/21 11:54	VX072721

CAS Number	Parameter	Conc.	Qualifier	MDL	LOQ / CRQL	Units
TARGETS						
75-71-8	Dichlorodifluoromethane	19.3		0.23	1.00	ug/L
74-87-3	Chloromethane	19.2		0.20	1.00	ug/L
75-01-4	Vinyl Chloride	18.8		0.19	1.00	ug/L
74-83-9	Bromomethane	22.6		0.87	5.00	ug/L
75-00-3	Chloroethane	19.6		0.35	1.00	ug/L
75-69-4	Trichlorofluoromethane	19.0		0.25	1.00	ug/L
76-13-1	1,1,2-Trichlorotrifluoroethane	19.0		0.21	1.00	ug/L
75-35-4	1,1-Dichloroethene	18.3		0.26	1.00	ug/L
67-64-1	Acetone	93.1		1.60	5.00	ug/L
75-15-0	Carbon Disulfide	16.2		0.25	1.00	ug/L
1634-04-4	Methyl tert-butyl Ether	18.6		0.22	1.00	ug/L
79-20-9	Methyl Acetate	18.7		0.47	1.00	ug/L
75-09-2	Methylene Chloride	17.8		0.18	1.00	ug/L
156-60-5	trans-1,2-Dichloroethene	18.5		0.19	1.00	ug/L
75-34-3	1,1-Dichloroethane	18.6		0.21	1.00	ug/L
110-82-7	Cyclohexane	17.7		1.30	5.00	ug/L
78-93-3	2-Butanone	94.2		0.90	5.00	ug/L
56-23-5	Carbon Tetrachloride	18.5		0.27	1.00	ug/L
156-59-2	cis-1,2-Dichloroethene	18.9		0.22	1.00	ug/L
74-97-5	Bromochloromethane	19.0		0.26	1.00	ug/L
67-66-3	Chloroform	19.0		0.27	1.00	ug/L
71-55-6	1,1,1-Trichloroethane	18.9		0.20	1.00	ug/L
108-87-2	Methylcyclohexane	18.9		0.14	1.00	ug/L
71-43-2	Benzene	19.2		0.18	1.00	ug/L
107-06-2	1,2-Dichloroethane	19.4		0.25	1.00	ug/L
79-01-6	Trichloroethene	18.7		0.17	1.00	ug/L
78-87-5	1,2-Dichloropropane	19.2		0.17	1.00	ug/L
75-27-4	Bromodichloromethane	18.7		0.20	1.00	ug/L
108-10-1	4-Methyl-2-Pentanone	100		0.87	5.00	ug/L
108-88-3	Toluene	19.8		0.22	1.00	ug/L
10061-02-6	t-1,3-Dichloropropene	18.1		0.18	1.00	ug/L
10061-01-5	cis-1,3-Dichloropropene	18.8		0.17	1.00	ug/L

Report of Analysis

Client:	EA Engineering Science & Technology	Date Collected:	
Project:	NYSDEC - National Heatset	Date Received:	
Client Sample ID:	VX0727WBS01	SDG No.:	M3146
Lab Sample ID:	VX0727WBS01	Matrix:	Water
Analytical Method:	SW8260	% Moisture:	100
Sample Wt/Vol:	5 Units: mL	Final Vol:	5000 uL
Soil Aliquot Vol:	uL	Test:	VOC-TCLVOA-10
GC Column:	DB-624UI ID : 0.18	Level :	LOW

File ID/Qc Batch:	Dilution:	Prep Date	Date Analyzed	Prep Batch ID
VX023469.D	1		07/27/21 11:54	VX072721

CAS Number	Parameter	Conc.	Qualifier	MDL	LOQ / CRQL	Units
79-00-5	1,1,2-Trichloroethane	20.9		0.24	1.00	ug/L
591-78-6	2-Hexanone	100		0.92	5.00	ug/L
124-48-1	Dibromochloromethane	18.6		0.18	1.00	ug/L
106-93-4	1,2-Dibromoethane	19.7		0.16	1.00	ug/L
127-18-4	Tetrachloroethene	19.3		0.17	1.00	ug/L
108-90-7	Chlorobenzene	19.0		0.17	1.00	ug/L
100-41-4	Ethyl Benzene	18.9		0.18	1.00	ug/L
179601-23-1	m/p-Xylenes	38.2		0.32	2.00	ug/L
95-47-6	o-Xylene	18.8		0.19	1.00	ug/L
100-42-5	Styrene	19.3		0.16	1.00	ug/L
75-25-2	Bromoform	17.4		0.19	1.00	ug/L
98-82-8	Isopropylbenzene	19.6		0.23	1.00	ug/L
79-34-5	1,1,2,2-Tetrachloroethane	19.7		0.29	1.00	ug/L
541-73-1	1,3-Dichlorobenzene	19.4		0.19	1.00	ug/L
106-46-7	1,4-Dichlorobenzene	18.5		0.20	1.00	ug/L
95-50-1	1,2-Dichlorobenzene	19.1		0.19	1.00	ug/L
96-12-8	1,2-Dibromo-3-Chloropropane	16.9		0.47	1.00	ug/L
120-82-1	1,2,4-Trichlorobenzene	18.6		0.30	1.00	ug/L
87-61-6	1,2,3-Trichlorobenzene	19.0		0.35	1.00	ug/L
SURROGATES						
17060-07-0	1,2-Dichloroethane-d4	49.4		78 - 117	99%	SPK: 50
1868-53-7	Dibromofluoromethane	50.1		75 - 124	100%	SPK: 50
2037-26-5	Toluene-d8	50.8		92 - 112	102%	SPK: 50
460-00-4	4-Bromofluorobenzene	51.9		83 - 123	104%	SPK: 50
INTERNAL STANDARDS						
363-72-4	Pentafluorobenzene	213000	5.556			
540-36-3	1,4-Difluorobenzene	341000	6.769			
3114-55-4	Chlorobenzene-d5	311000	10.055			
3855-82-1	1,4-Dichlorobenzene-d4	142000	12.024			

Report of Analysis

Client:	EA Engineering Science & Technology	Date Collected:	
Project:	NYSDEC - National Heatset	Date Received:	
Client Sample ID:	VX0727WBS01	SDG No.:	M3146
Lab Sample ID:	VX0727WBS01	Matrix:	Water
Analytical Method:	SW8260	% Moisture:	100
Sample Wt/Vol:	5 Units: mL	Final Vol:	5000 uL
Soil Aliquot Vol:	uL	Test:	VOC-TCLVOA-10
GC Column:	DB-624UI ID : 0.18	Level :	LOW

File ID/Qc Batch:	Dilution:	Prep Date	Date Analyzed	Prep Batch ID
VX023469.D	1		07/27/21 11:54	VX072721

CAS Number	Parameter	Conc.	Qualifier	MDL	LOQ / CRQL	Units

U = Not Detected
LOQ = Limit of Quantitation
MDL = Method Detection Limit
LOD = Limit of Detection
E = Value Exceeds Calibration Range
Q = indicates LCS control criteria did not meet requirements
M = MS/MSD acceptance criteria did not meet requirements

J = Estimated Value
B = Analyte Found in Associated Method Blank
N = Presumptive Evidence of a Compound
* = Values outside of QC limits
D = Dilution
() = Laboratory InHouse Limit
A = Aldol-Condensation Reaction Products

Report of Analysis

Client:	EA Engineering Science & Technology	Date Collected:	07/21/21
Project:	NYSDEC - National Heatset	Date Received:	07/22/21
Client Sample ID:	152140-MW-15DMS	SDG No.:	M3146
Lab Sample ID:	M3146-19MS	Matrix:	Water
Analytical Method:	SW8260	% Moisture:	100
Sample Wt/Vol:	5 Units: mL	Final Vol:	5000 uL
Soil Aliquot Vol:	uL	Test:	VOC-TCLVOA-10
GC Column:	DB-624UI ID : 0.18	Level :	LOW

File ID/Qc Batch:	Dilution:	Prep Date	Date Analyzed	Prep Batch ID
VX023462.D	1		07/26/21 19:33	VX072621

CAS Number	Parameter	Conc.	Qualifier	MDL	LOQ / CRQL	Units
TARGETS						
75-71-8	Dichlorodifluoromethane	50.1		0.23	1.00	ug/L
74-87-3	Chloromethane	50.1		0.20	1.00	ug/L
75-01-4	Vinyl Chloride	51.5		0.19	1.00	ug/L
74-83-9	Bromomethane	52.4		0.87	5.00	ug/L
75-00-3	Chloroethane	52.9		0.35	1.00	ug/L
75-69-4	Trichlorofluoromethane	50.7		0.25	1.00	ug/L
76-13-1	1,1,2-Trichlorotrifluoroethane	49.6		0.21	1.00	ug/L
75-35-4	1,1-Dichloroethene	51.1		0.26	1.00	ug/L
67-64-1	Acetone	250		1.60	5.00	ug/L
75-15-0	Carbon Disulfide	47.6		0.25	1.00	ug/L
1634-04-4	Methyl tert-butyl Ether	51.7		0.22	1.00	ug/L
79-20-9	Methyl Acetate	49.3		0.47	1.00	ug/L
75-09-2	Methylene Chloride	48.6		0.18	1.00	ug/L
156-60-5	trans-1,2-Dichloroethene	50.6		0.19	1.00	ug/L
75-34-3	1,1-Dichloroethane	52.4		0.21	1.00	ug/L
110-82-7	Cyclohexane	48.0		1.30	5.00	ug/L
78-93-3	2-Butanone	260		0.90	5.00	ug/L
56-23-5	Carbon Tetrachloride	51.3		0.27	1.00	ug/L
156-59-2	cis-1,2-Dichloroethene	52.4		0.22	1.00	ug/L
74-97-5	Bromochloromethane	51.6		0.26	1.00	ug/L
67-66-3	Chloroform	53.6		0.27	1.00	ug/L
71-55-6	1,1,1-Trichloroethane	52.5		0.20	1.00	ug/L
108-87-2	Methylcyclohexane	47.6		0.14	1.00	ug/L
71-43-2	Benzene	51.5		0.18	1.00	ug/L
107-06-2	1,2-Dichloroethane	51.9		0.25	1.00	ug/L
79-01-6	Trichloroethene	50.1		0.17	1.00	ug/L
78-87-5	1,2-Dichloropropane	50.6		0.17	1.00	ug/L
75-27-4	Bromodichloromethane	53.6		0.20	1.00	ug/L
108-10-1	4-Methyl-2-Pentanone	270		0.87	5.00	ug/L
108-88-3	Toluene	52.7		0.22	1.00	ug/L
10061-02-6	t-1,3-Dichloropropene	46.2		0.18	1.00	ug/L
10061-01-5	cis-1,3-Dichloropropene	50.0		0.17	1.00	ug/L

Report of Analysis

Client:	EA Engineering Science & Technology	Date Collected:	07/21/21
Project:	NYSDEC - National Heatset	Date Received:	07/22/21
Client Sample ID:	152140-MW-15DMS	SDG No.:	M3146
Lab Sample ID:	M3146-19MS	Matrix:	Water
Analytical Method:	SW8260	% Moisture:	100
Sample Wt/Vol:	5 Units: mL	Final Vol:	5000 uL
Soil Aliquot Vol:	uL	Test:	VOC-TCLVOA-10
GC Column:	DB-624UI ID : 0.18	Level :	LOW

File ID/Qc Batch:	Dilution:	Prep Date	Date Analyzed	Prep Batch ID
VX023462.D	1		07/26/21 19:33	VX072621

CAS Number	Parameter	Conc.	Qualifier	MDL	LOQ / CRQL	Units
79-00-5	1,1,2-Trichloroethane	54.7		0.24	1.00	ug/L
591-78-6	2-Hexanone	270		0.92	5.00	ug/L
124-48-1	Dibromochloromethane	49.1		0.18	1.00	ug/L
106-93-4	1,2-Dibromoethane	54.1		0.16	1.00	ug/L
127-18-4	Tetrachloroethene	85.8		0.17	1.00	ug/L
108-90-7	Chlorobenzene	51.9		0.17	1.00	ug/L
100-41-4	Ethyl Benzene	53.1		0.18	1.00	ug/L
179601-23-1	m/p-Xylenes	100		0.32	2.00	ug/L
95-47-6	o-Xylene	52.5		0.19	1.00	ug/L
100-42-5	Styrene	54.1		0.16	1.00	ug/L
75-25-2	Bromoform	46.0		0.19	1.00	ug/L
98-82-8	Isopropylbenzene	52.2		0.23	1.00	ug/L
79-34-5	1,1,2,2-Tetrachloroethane	52.3		0.29	1.00	ug/L
541-73-1	1,3-Dichlorobenzene	51.1		0.19	1.00	ug/L
106-46-7	1,4-Dichlorobenzene	49.5		0.20	1.00	ug/L
95-50-1	1,2-Dichlorobenzene	51.3		0.19	1.00	ug/L
96-12-8	1,2-Dibromo-3-Chloropropane	46.7		0.47	1.00	ug/L
120-82-1	1,2,4-Trichlorobenzene	49.9		0.30	1.00	ug/L
87-61-6	1,2,3-Trichlorobenzene	51.3		0.35	1.00	ug/L
SURROGATES						
17060-07-0	1,2-Dichloroethane-d4	52.3		78 - 117	105%	SPK: 50
1868-53-7	Dibromofluoromethane	50.5		75 - 124	101%	SPK: 50
2037-26-5	Toluene-d8	49.8		92 - 112	100%	SPK: 50
460-00-4	4-Bromofluorobenzene	50.5		83 - 123	101%	SPK: 50
INTERNAL STANDARDS						
363-72-4	Pentafluorobenzene	196000	5.562			
540-36-3	1,4-Difluorobenzene	323000	6.769			
3114-55-4	Chlorobenzene-d5	283000	10.055			
3855-82-1	1,4-Dichlorobenzene-d4	132000	12.024			

Report of Analysis

Client:	EA Engineering Science & Technology	Date Collected:	07/21/21
Project:	NYSDEC - National Heatset	Date Received:	07/22/21
Client Sample ID:	152140-MW-15DMS	SDG No.:	M3146
Lab Sample ID:	M3146-19MS	Matrix:	Water
Analytical Method:	SW8260	% Moisture:	100
Sample Wt/Vol:	5 Units: mL	Final Vol:	5000 uL
Soil Aliquot Vol:	uL	Test:	VOC-TCLVOA-10
GC Column:	DB-624UI ID : 0.18	Level :	LOW

File ID/Qc Batch:	Dilution:	Prep Date	Date Analyzed	Prep Batch ID
VX023462.D	1		07/26/21 19:33	VX072621

CAS Number	Parameter	Conc.	Qualifier	MDL	LOQ / CRQL	Units

U = Not Detected
LOQ = Limit of Quantitation
MDL = Method Detection Limit
LOD = Limit of Detection
E = Value Exceeds Calibration Range
Q = indicates LCS control criteria did not meet requirements
M = MS/MSD acceptance criteria did not meet requirements

J = Estimated Value
B = Analyte Found in Associated Method Blank
N = Presumptive Evidence of a Compound
* = Values outside of QC limits
D = Dilution
() = Laboratory InHouse Limit
A = Aldol-Condensation Reaction Products

Report of Analysis

Client:	EA Engineering Science & Technology	Date Collected:	07/21/21
Project:	NYSDEC - National Heatset	Date Received:	07/22/21
Client Sample ID:	152140-MW-15DMSD	SDG No.:	M3146
Lab Sample ID:	M3146-20MSD	Matrix:	Water
Analytical Method:	SW8260	% Moisture:	100
Sample Wt/Vol:	5 Units: mL	Final Vol:	5000 uL
Soil Aliquot Vol:	uL	Test:	VOC-TCLVOA-10
GC Column:	DB-624UI ID : 0.18	Level :	LOW

File ID/Qc Batch:	Dilution:	Prep Date	Date Analyzed	Prep Batch ID
VX023463.D	1		07/26/21 19:57	VX072621

CAS Number	Parameter	Conc.	Qualifier	MDL	LOQ / CRQL	Units
TARGETS						
75-71-8	Dichlorodifluoromethane	51.7		0.23	1.00	ug/L
74-87-3	Chloromethane	50.3		0.20	1.00	ug/L
75-01-4	Vinyl Chloride	53.0		0.19	1.00	ug/L
74-83-9	Bromomethane	53.4		0.87	5.00	ug/L
75-00-3	Chloroethane	54.4		0.35	1.00	ug/L
75-69-4	Trichlorofluoromethane	53.3		0.25	1.00	ug/L
76-13-1	1,1,2-Trichlorotrifluoroethane	51.8		0.21	1.00	ug/L
75-35-4	1,1-Dichloroethene	52.4		0.26	1.00	ug/L
67-64-1	Acetone	260		1.60	5.00	ug/L
75-15-0	Carbon Disulfide	50.0		0.25	1.00	ug/L
1634-04-4	Methyl tert-butyl Ether	54.0		0.22	1.00	ug/L
79-20-9	Methyl Acetate	50.7		0.47	1.00	ug/L
75-09-2	Methylene Chloride	49.8		0.18	1.00	ug/L
156-60-5	trans-1,2-Dichloroethene	53.8		0.19	1.00	ug/L
75-34-3	1,1-Dichloroethane	54.4		0.21	1.00	ug/L
110-82-7	Cyclohexane	50.3		1.30	5.00	ug/L
78-93-3	2-Butanone	270		0.90	5.00	ug/L
56-23-5	Carbon Tetrachloride	54.1		0.27	1.00	ug/L
156-59-2	cis-1,2-Dichloroethene	54.6		0.22	1.00	ug/L
74-97-5	Bromochloromethane	52.2		0.26	1.00	ug/L
67-66-3	Chloroform	54.8		0.27	1.00	ug/L
71-55-6	1,1,1-Trichloroethane	55.2		0.20	1.00	ug/L
108-87-2	Methylcyclohexane	49.0		0.14	1.00	ug/L
71-43-2	Benzene	53.3		0.18	1.00	ug/L
107-06-2	1,2-Dichloroethane	53.6		0.25	1.00	ug/L
79-01-6	Trichloroethene	52.1		0.17	1.00	ug/L
78-87-5	1,2-Dichloropropane	52.7		0.17	1.00	ug/L
75-27-4	Bromodichloromethane	54.2		0.20	1.00	ug/L
108-10-1	4-Methyl-2-Pentanone	270		0.87	5.00	ug/L
108-88-3	Toluene	52.5		0.22	1.00	ug/L
10061-02-6	t-1,3-Dichloropropene	47.2		0.18	1.00	ug/L
10061-01-5	cis-1,3-Dichloropropene	51.1		0.17	1.00	ug/L

Report of Analysis

Client:	EA Engineering Science & Technology	Date Collected:	07/21/21
Project:	NYSDEC - National Heatset	Date Received:	07/22/21
Client Sample ID:	152140-MW-15DMSD	SDG No.:	M3146
Lab Sample ID:	M3146-20MSD	Matrix:	Water
Analytical Method:	SW8260	% Moisture:	100
Sample Wt/Vol:	5 Units: mL	Final Vol:	5000 uL
Soil Aliquot Vol:	uL	Test:	VOC-TCLVOA-10
GC Column:	DB-624UI ID : 0.18	Level :	LOW

File ID/Qc Batch:	Dilution:	Prep Date	Date Analyzed	Prep Batch ID
VX023463.D	1		07/26/21 19:57	VX072621

CAS Number	Parameter	Conc.	Qualifier	MDL	LOQ / CRQL	Units
79-00-5	1,1,2-Trichloroethane	54.0		0.24	1.00	ug/L
591-78-6	2-Hexanone	280		0.92	5.00	ug/L
124-48-1	Dibromochloromethane	48.7		0.18	1.00	ug/L
106-93-4	1,2-Dibromoethane	54.2		0.16	1.00	ug/L
127-18-4	Tetrachloroethene	86.9		0.17	1.00	ug/L
108-90-7	Chlorobenzene	52.3		0.17	1.00	ug/L
100-41-4	Ethyl Benzene	53.1		0.18	1.00	ug/L
179601-23-1	m/p-Xylenes	110		0.32	2.00	ug/L
95-47-6	o-Xylene	52.0		0.19	1.00	ug/L
100-42-5	Styrene	54.2		0.16	1.00	ug/L
75-25-2	Bromoform	46.5		0.19	1.00	ug/L
98-82-8	Isopropylbenzene	52.1		0.23	1.00	ug/L
79-34-5	1,1,2,2-Tetrachloroethane	53.3		0.29	1.00	ug/L
541-73-1	1,3-Dichlorobenzene	51.6		0.19	1.00	ug/L
106-46-7	1,4-Dichlorobenzene	51.3		0.20	1.00	ug/L
95-50-1	1,2-Dichlorobenzene	52.7		0.19	1.00	ug/L
96-12-8	1,2-Dibromo-3-Chloropropane	48.7		0.47	1.00	ug/L
120-82-1	1,2,4-Trichlorobenzene	51.8		0.30	1.00	ug/L
87-61-6	1,2,3-Trichlorobenzene	53.2		0.35	1.00	ug/L
SURROGATES						
17060-07-0	1,2-Dichloroethane-d4	52.9		78 - 117	106%	SPK: 50
1868-53-7	Dibromofluoromethane	52.7		75 - 124	105%	SPK: 50
2037-26-5	Toluene-d8	50.6		92 - 112	101%	SPK: 50
460-00-4	4-Bromofluorobenzene	50.7		83 - 123	101%	SPK: 50
INTERNAL STANDARDS						
363-72-4	Pentafluorobenzene	201000	5.562			
540-36-3	1,4-Difluorobenzene	331000	6.769			
3114-55-4	Chlorobenzene-d5	290000	10.061			
3855-82-1	1,4-Dichlorobenzene-d4	135000	12.024			

CHEMTECH 284 Sheffield Street, Mountainside, NJ 07092 Phone: 908 789 8900 Fax: 908 789 8922

Report of Analysis

Client:	EA Engineering Science & Technology	Date Collected:	07/21/21
Project:	NYSDEC - National Heatset	Date Received:	07/22/21
Client Sample ID:	152140-MW-15DMSD	SDG No.:	M3146
Lab Sample ID:	M3146-20MSD	Matrix:	Water
Analytical Method:	SW8260	% Moisture:	100
Sample Wt/Vol:	5 Units: mL	Final Vol:	5000 uL
Soil Aliquot Vol:	uL	Test:	VOC-TCLVOA-10
GC Column:	DB-624UI ID : 0.18	Level :	LOW

File ID/Qc Batch:	Dilution:	Prep Date	Date Analyzed	Prep Batch ID
VX023463.D	1		07/26/21 19:57	VX072621

CAS Number	Parameter	Conc.	Qualifier	MDL	LOQ / CRQL	Units

U = Not Detected
LOQ = Limit of Quantitation
MDL = Method Detection Limit
LOD = Limit of Detection
E = Value Exceeds Calibration Range
Q = indicates LCS control criteria did not meet requirements
M = MS/MSD acceptance criteria did not meet requirements

J = Estimated Value
B = Analyte Found in Associated Method Blank
N = Presumptive Evidence of a Compound
* = Values outside of QC limits
D = Dilution
() = Laboratory InHouse Limit
A = Aldol-Condensation Reaction Products

CALIBRATION SUMMARY

CHEMTECH 284 Sheffield Street, Mountainside, NJ 07092 Phone: 908 789 8900 Fax: 908 789 8922

VOLATILE ORGANICS INITIAL CALIBRATION DATA

Lab Name: CHEMTECH Contract: EAEN05

Lab Code: CHEM Case No.: M3146 SAS No.: M3146 SDG No.: M3146

Instrument ID: MSVOA_X Calibration Date(s): 07/22/2021 07/22/2021

Heated Purge: (Y/N) N Calibration Time(s): 09:34 11:31

GC Column: DB-624UI ID: 0.18 (mm)

LAB FILE ID: RRF001 = VX023367.D RRF005 = VX023368.D RRF020 = VX023369.D
RRF050 = VX023370.D RRF100 = VX023371.D RRF150 = VX023372.D

COMPOUND	RRF001	RRF005	RRF020	RRF050	RRF100	RRF150	$\overline{RRF}$	% RSD
Dichlorodifluoromethane	0.383	0.470	0.450	0.493	0.472	0.492	0.460	8.9
Chloromethane	0.548	0.559	0.489	0.557	0.530	0.532	0.536	4.8
Vinyl Chloride	0.468	0.573	0.510	0.571	0.552	0.580	0.542	8.2
Bromomethane		0.367	0.341	0.312	0.295	0.295	0.322	9.7
Chloroethane	0.327	0.352	0.323	0.355	0.337	0.303	0.333	5.9
Trichlorofluoromethane	0.737	0.950	0.828	0.917	0.894	0.918	0.874	9
1,1,2-Trichlorotrifluoroethane	0.443	0.525	0.466	0.520	0.495	0.522	0.495	6.9
1,1-Dichloroethene	0.454	0.516	0.453	0.510	0.497	0.517	0.491	6.1
Acetone	0.359	0.326	0.280	0.302	0.283	0.285	0.306	10.2
Carbon Disulfide	1.091	1.195	1.068	1.267	1.291	1.356	1.211	9.5
Methyl tert-butyl Ether	1.436	1.780	1.601	1.818	1.763	1.851	1.708	9.3
Methyl Acetate	0.670	0.762	0.674	0.759	0.738	0.760	0.727	6
Methylene Chloride	0.691	0.651	0.523	0.577	0.557	0.571	0.595	10.6
trans-1,2-Dichloroethene	0.477	0.543	0.485	0.545	0.530	0.551	0.522	6.2
1,1-Dichloroethane	0.812	1.022	0.908	1.027	0.995	1.051	0.969	9.4
Cyclohexane		0.964	0.839	0.939	0.916	0.961	0.924	5.5
2-Butanone	0.436	0.495	0.451	0.505	0.479	0.484	0.475	5.5
Carbon Tetrachloride	0.384	0.459	0.420	0.487	0.491	0.519	0.460	10.9
cis-1,2-Dichloroethene	0.523	0.635	0.565	0.639	0.627	0.647	0.606	8.3
Bromochloromethane	0.443	0.502	0.396	0.461	0.440	0.472	0.452	7.9
Chloroform	0.893	1.031	0.919	1.039	1.014	1.056	0.992	6.9
1,1,1-Trichloroethane	0.669	0.865	0.783	0.920	0.902	0.947	0.848	12.3
Methylcyclohexane	0.503	0.582	0.527	0.600	0.594	0.621	0.571	8
Benzene	1.158	1.428	1.260	1.407	1.375	1.419	1.341	8.1
1,2-Dichloroethane	0.456	0.520	0.454	0.518	0.503	0.524	0.496	6.5
Trichloroethene	0.326	0.371	0.346	0.387	0.387	0.393	0.368	7.3
1,2-Dichloropropane	0.306	0.374	0.331	0.375	0.365	0.379	0.355	8.3
Bromodichloromethane	0.350	0.425	0.391	0.471	0.473	0.492	0.434	12.7
4-Methyl-2-Pentanone	0.454	0.577	0.531	0.591	0.537	0.553	0.541	8.9
Toluene	0.690	0.872	0.788	0.884	0.865	0.887	0.831	9.4
t-1,3-Dichloropropene	0.366	0.463	0.458	0.552	0.550	0.569	0.493	15.9
cis-1,3-Dichloropropene	0.417	0.521	0.510	0.595	0.589	0.612	0.541	13.6
1,1,2-Trichloroethane	0.269	0.348	0.326	0.370	0.348	0.358	0.336	10.8

* Compounds with required minimum RRF and maximum %RSD values.
All other compounds must meet a minimum RRF of 0.010.
RRF of 1,4-Dioxane = Value should be divide by 1000.

CHEMTECH 284 Sheffield Street, Mountainside, NJ 07092 Phone: 908 789 8900 Fax: 908 789 8922

VOLATILE ORGANICS INITIAL CALIBRATION DATA

Lab Name: CHEMTECH Contract: EAEN05

Lab Code: CHEM Case No.: M3146 SAS No.: M3146 SDG No.: M3146

Instrument ID: MSVOA_X Calibration Date(s): 07/22/2021 07/22/2021

Heated Purge: (Y/N) N Calibration Time(s): 09:34 11:31

GC Column: DB-624UI ID: 0.18 (mm)

LAB FILE ID: RRF001 = VX023367.D RRF005 = VX023368.D RRF020 = VX023369.D
RRF050 = VX023370.D RRF100 = VX023371.D RRF150 = VX023372.D

COMPOUND	RRF001	RRF005	RRF020	RRF050	RRF100	RRF150	$\overline{RRF}$	% RSD
2-Hexanone	0.331	0.427	0.412	0.449	0.412	0.432	0.410	10
Dibromochloromethane	0.229	0.312	0.306	0.375	0.372	0.387	0.330	18.3
1,2-Dibromoethane	0.297	0.354	0.345	0.392	0.379	0.387	0.359	9.9
Tetrachloroethene	0.358	0.430	0.376	0.414	0.406	0.404	0.398	6.6
Chlorobenzene	0.925	1.072	0.962	1.072	1.048	1.061	1.023	6.2
Ethyl Benzene	1.506	1.808	1.670	1.896	1.880	1.891	1.775	8.9
m/p-Xylenes	0.552	0.718	0.639	0.729	0.720	0.738	0.683	10.7
o-Xylene	0.582	0.696	0.637	0.710	0.706	0.731	0.677	8.3
Styrene	0.816	1.052	1.010	1.163	1.171	1.223	1.072	13.9
Bromoform	0.196	0.235	0.236	0.296	0.301	0.334	0.266	19.5
Isopropylbenzene	3.255	4.118	3.585	4.058	3.857	3.765	3.773	8.5
1,1,2,2-Tetrachloroethane	1.130	1.329	1.185	1.276	1.219	1.234	1.229	5.6
1,3-Dichlorobenzene	1.574	1.742	1.545	1.763	1.743	1.735	1.684	5.8
1,4-Dichlorobenzene	1.688	1.756	1.577	1.737	1.743	1.749	1.709	4
1,2-Dichlorobenzene	1.528	1.687	1.564	1.682	1.656	1.665	1.630	4.1
1,2-Dibromo-3-Chloropropane	0.195	0.254	0.247	0.295	0.298	0.311	0.266	16.3
1,2,4-Trichlorobenzene	0.914	0.992	0.931	1.092	1.096	1.120	1.024	8.8
1,2,3-Trichlorobenzene	0.901	1.003	0.955	1.107	1.112	1.128	1.034	9.2
1,2-Dichloroethane-d4		0.703	0.521	0.611	0.610	0.673	0.624	11.2
Dibromofluoromethane		0.343	0.260	0.308	0.311	0.342	0.313	10.9
Toluene-d8		1.259	0.967	1.137	1.141	1.239	1.149	10.1
4-Bromofluorobenzene		0.385	0.324	0.387	0.398	0.459	0.391	12.3

* Compounds with required minimum RRF and maximum %RSD values.
All other compounds must meet a minimum RRF of 0.010.
RRF of 1,4-Dioxane = Value should be divide by 1000.

CHEMTECH 284 Sheffield Street, Mountainside, NJ 07092 Phone: 908 789 8900 Fax: 908 789 8922

VOLATILE CONTINUING CALIBRATION CHECK

Lab Name: CHEMTECH Contract: EAEN05

Lab Code: CHEM Case No.: M3146 SAS No.: M3146 SDG No.: M3146

Instrument ID: MSVOA_X Calibration Date/Time: 07/22/2021 20:57

Lab File ID: VX023387.D Init. Calib. Date(s): 07/22/2021 07/22/2021

Heated Purge: (Y/N) N Init. Calib. Time(s): 09:34 11:31

GC Column: DB-624UI ID: 0.18 (mm)

COMPOUND	RRF	RRF050	MIN RRF	%D	MAX%D
Dichlorodifluoromethane	0.460	0.485		5.43	20
Chloromethane	0.536	0.541	0.1	0.93	20
Vinyl Chloride	0.542	0.564		4.06	20
Bromomethane	0.322	0.322		0	20
Chloroethane	0.333	0.357		7.21	20
Trichlorofluoromethane	0.874	0.915		4.69	20
1,1,2-Trichlorotrifluoroethane	0.495	0.511		3.23	20
1,1-Dichloroethene	0.491	0.507		3.26	20
Acetone	0.306	0.298		-2.61	20
Carbon Disulfide	1.211	1.195		-1.32	20
Methyl tert-butyl Ether	1.708	1.791		4.86	20
Methyl Acetate	0.727	0.772		6.19	20
Methylene Chloride	0.595	0.580		-2.52	20
trans-1,2-Dichloroethene	0.522	0.536		2.68	20
1,1-Dichloroethane	0.969	1.024	0.1	5.68	20
Cyclohexane	0.924	0.929		0.54	20
2-Butanone	0.475	0.500		5.26	20
Carbon Tetrachloride	0.460	0.479		4.13	20
cis-1,2-Dichloroethene	0.606	0.647		6.77	20
Bromochloromethane	0.452	0.451		-0.22	20
Chloroform	0.992	1.038		4.64	20
1,1,1-Trichloroethane	0.848	0.910		7.31	20
Methylcyclohexane	0.571	0.586		2.63	20
Benzene	1.341	1.406		4.85	20
1,2-Dichloroethane	0.496	0.515		3.83	20
Trichloroethene	0.368	0.387		5.16	20
1,2-Dichloropropane	0.355	0.372		4.79	20
Bromodichloromethane	0.434	0.465		7.14	20
4-Methyl-2-Pentanone	0.541	0.579		7.02	20
Toluene	0.831	0.878		5.66	20
t-1,3-Dichloropropene	0.493	0.522		5.88	20
cis-1,3-Dichloropropene	0.541	0.567		4.81	20
1,1,2-Trichloroethane	0.336	0.368		9.52	20
2-Hexanone	0.410	0.445		8.54	20
Dibromochloromethane	0.330	0.363		10	20
1,2-Dibromoethane	0.359	0.387		7.8	20
Tetrachloroethene	0.398	0.413		3.77	20
Chlorobenzene	1.023	1.058	0.3	3.42	20
Ethyl Benzene	1.775	1.883		6.09	20

All other compounds must meet a minimum RRF of 0.010.
RRF of 1,4-Dioxane = Value should be divide by 1000.

CHEMTECH 284 Sheffield Street, Mountainside, NJ 07092 Phone: 908 789 8900 Fax: 908 789 8922

VOLATILE CONTINUING CALIBRATION CHECK

Lab Name: CHEMTECH Contract: EAEN05

Lab Code: CHEM Case No.: M3146 SAS No.: M3146 SDG No.: M3146

Instrument ID: MSVOA_X Calibration Date/Time: 07/22/2021 20:57

Lab File ID: VX023387.D Init. Calib. Date(s): 07/22/2021 07/22/2021

Heated Purge: (Y/N) N Init. Calib. Time(s): 09:34 11:31

GC Column: DB-624UI ID: 0.18 (mm)

COMPOUND	RRF	RRF050	MIN RRF	%D	MAX%D
m/p-Xylenes	0.683	0.714		4.54	20
o-Xylene	0.677	0.708		4.58	20
Styrene	1.072	1.166		8.77	20
Bromoform	0.266	0.286	0.1	7.52	20
Isopropylbenzene	3.773	3.977		5.41	20
1,1,2,2-Tetrachloroethane	1.229	1.281	0.3	4.23	20
1,3-Dichlorobenzene	1.684	1.760		4.51	20
1,4-Dichlorobenzene	1.709	1.753		2.58	20
1,2-Dichlorobenzene	1.630	1.704		4.54	20
1,2-Dibromo-3-Chloropropane	0.266	0.286		7.52	20
1,2,4-Trichlorobenzene	1.024	1.086		6.05	20
1,2,3-Trichlorobenzene	1.034	1.100		6.38	20
1,2-Dichloroethane-d4	0.624	0.626		0.32	20
Dibromofluoromethane	0.313	0.318		1.6	20
Toluene-d8	1.149	1.154		0.44	20
4-Bromofluorobenzene	0.391	0.396		1.28	20

All other compounds must meet a minimum RRF of 0.010.
RRF of 1,4-Dioxane = Value should be divide by 1000.

CHEMTECH 284 Sheffield Street, Mountainside, NJ 07092 Phone: 908 789 8900 Fax: 908 789 8922

VOLATILE CONTINUING CALIBRATION CHECK

Lab Name: CHEMTECH Contract: EAEN05

Lab Code: CHEM Case No.: M3146 SAS No.: M3146 SDG No.: M3146

Instrument ID: MSVOA_X Calibration Date/Time: 07/23/2021 09:41

Lab File ID: VX023412.D Init. Calib. Date(s): 07/22/2021 07/22/2021

Heated Purge: (Y/N) N Init. Calib. Time(s): 09:34 11:31

GC Column: DB-624UI ID: 0.18 (mm)

COMPOUND	RRF	RRF050	MIN RRF	%D	MAX%D
Dichlorodifluoromethane	0.460	0.456		-0.87	20
Chloromethane	0.536	0.508	0.1	-5.22	20
Vinyl Chloride	0.542	0.513		-5.35	20
Bromomethane	0.322	0.286		-11.18	20
Chloroethane	0.333	0.323		-3	20
Trichlorofluoromethane	0.874	0.827		-5.38	20
1,1,2-Trichlorotrifluoroethane	0.495	0.489		-1.21	20
1,1-Dichloroethene	0.491	0.461		-6.11	20
Acetone	0.306	0.353		15.36	20
Carbon Disulfide	1.211	1.083		-10.57	20
Methyl tert-butyl Ether	1.708	1.596		-6.56	20
Methyl Acetate	0.727	0.656		-9.77	20
Methylene Chloride	0.595	0.524		-11.93	20
trans-1,2-Dichloroethene	0.522	0.497		-4.79	20
1,1-Dichloroethane	0.969	0.918	0.1	-5.26	20
Cyclohexane	0.924	0.868		-6.06	20
2-Butanone	0.475	0.486		2.32	20
Carbon Tetrachloride	0.460	0.461		0.22	20
cis-1,2-Dichloroethene	0.606	0.578		-4.62	20
Bromochloromethane	0.452	0.479		5.97	20
Chloroform	0.992	0.947		-4.54	20
1,1,1-Trichloroethane	0.848	0.823		-2.95	20
Methylcyclohexane	0.571	0.594		4.03	20
Benzene	1.341	1.338		-0.22	20
1,2-Dichloroethane	0.496	0.490		-1.21	20
Trichloroethene	0.368	0.372		1.09	20
1,2-Dichloropropane	0.355	0.351		-1.13	20
Bromodichloromethane	0.434	0.441		1.61	20
4-Methyl-2-Pentanone	0.541	0.536		-0.92	20
Toluene	0.831	0.852		2.53	20
t-1,3-Dichloropropene	0.493	0.517		4.87	20
cis-1,3-Dichloropropene	0.541	0.553		2.22	20
1,1,2-Trichloroethane	0.336	0.353		5.06	20
2-Hexanone	0.410	0.425		3.66	20
Dibromochloromethane	0.330	0.349		5.76	20
1,2-Dibromoethane	0.359	0.373		3.9	20
Tetrachloroethene	0.398	0.397		-0.25	20
Chlorobenzene	1.023	0.995	0.3	-2.74	20
Ethyl Benzene	1.775	1.804		1.63	20

All other compounds must meet a minimum RRF of 0.010.
RRF of 1,4-Dioxane = Value should be divide by 1000.

CHEMTECH 284 Sheffield Street, Mountainside, NJ 07092 Phone: 908 789 8900 Fax: 908 789 8922

VOLATILE CONTINUING CALIBRATION CHECK

Lab Name: CHEMTECH Contract: EAEN05

Lab Code: CHEM Case No.: M3146 SAS No.: M3146 SDG No.: M3146

Instrument ID: MSVOA_X Calibration Date/Time: 07/23/2021 09:41

Lab File ID: VX023412.D Init. Calib. Date(s): 07/22/2021 07/22/2021

Heated Purge: (Y/N) N Init. Calib. Time(s): 09:34 11:31

GC Column: DB-624UI ID: 0.18 (mm)

COMPOUND	RRF	RRF050	MIN RRF	%D	MAX%D
m/p-Xylenes	0.683	0.688		0.73	20
o-Xylene	0.677	0.660		-2.51	20
Styrene	1.072	1.086		1.31	20
Bromoform	0.266	0.257	0.1	-3.38	20
Isopropylbenzene	3.773	3.845		1.91	20
1,1,2,2-Tetrachloroethane	1.229	1.158	0.3	-5.78	20
1,3-Dichlorobenzene	1.684	1.674		-0.59	20
1,4-Dichlorobenzene	1.709	1.656		-3.1	20
1,2-Dichlorobenzene	1.630	1.604		-1.6	20
1,2-Dibromo-3-Chloropropane	0.266	0.248		-6.77	20
1,2,4-Trichlorobenzene	1.024	1.044		1.95	20
1,2,3-Trichlorobenzene	1.034	1.051		1.64	20
1,2-Dichloroethane-d4	0.624	0.634		1.6	20
Dibromofluoromethane	0.313	0.332		6.07	20
Toluene-d8	1.149	1.244		8.27	20
4-Bromofluorobenzene	0.391	0.438		12.02	20

All other compounds must meet a minimum RRF of 0.010.
RRF of 1,4-Dioxane = Value should be divide by 1000.

CHEMTECH 284 Sheffield Street, Mountainside, NJ 07092 Phone: 908 789 8900 Fax: 908 789 8922

VOLATILE CONTINUING CALIBRATION CHECK

Lab Name: CHEMTECH Contract: EAEN05

Lab Code: CHEM Case No.: M3146 SAS No.: M3146 SDG No.: M3146

Instrument ID: MSVOA_X Calibration Date/Time: 07/26/2021 10:13

Lab File ID: VX023439.D Init. Calib. Date(s): 07/22/2021 07/22/2021

Heated Purge: (Y/N) N Init. Calib. Time(s): 09:34 11:31

GC Column: DB-624UI ID: 0.18 (mm)

COMPOUND	RRF	RRF050	MIN RRF	%D	MAX%D
Dichlorodifluoromethane	0.460	0.492		6.96	20
Chloromethane	0.536	0.523	0.1	-2.42	20
Vinyl Chloride	0.542	0.547		0.92	20
Bromomethane	0.322	0.311		-3.42	20
Chloroethane	0.333	0.344		3.3	20
Trichlorofluoromethane	0.874	0.924		5.72	20
1,1,2-Trichlorotrifluoroethane	0.495	0.526		6.26	20
1,1-Dichloroethene	0.491	0.496		1.02	20
Acetone	0.306	0.318		3.92	20
Carbon Disulfide	1.211	1.208		-0.25	20
Methyl tert-butyl Ether	1.708	1.832		7.26	20
Methyl Acetate	0.727	0.743		2.2	20
Methylene Chloride	0.595	0.553		-7.06	20
trans-1,2-Dichloroethene	0.522	0.525		0.57	20
1,1-Dichloroethane	0.969	1.012	0.1	4.44	20
Cyclohexane	0.924	0.925		0.11	20
2-Butanone	0.475	0.490		3.16	20
Carbon Tetrachloride	0.460	0.507		10.22	20
cis-1,2-Dichloroethene	0.606	0.628		3.63	20
Bromochloromethane	0.452	0.447		-1.11	20
Chloroform	0.992	1.023		3.13	20
1,1,1-Trichloroethane	0.848	0.902		6.37	20
Methylcyclohexane	0.571	0.625		9.46	20
Benzene	1.341	1.425		6.26	20
1,2-Dichloroethane	0.496	0.539		8.67	20
Trichloroethene	0.368	0.391		6.25	20
1,2-Dichloropropane	0.355	0.384		8.17	20
Bromodichloromethane	0.434	0.488		12.44	20
4-Methyl-2-Pentanone	0.541	0.585		8.13	20
Toluene	0.831	0.884		6.38	20
t-1,3-Dichloropropene	0.493	0.566		14.81	20
cis-1,3-Dichloropropene	0.541	0.611		12.94	20
1,1,2-Trichloroethane	0.336	0.371		10.42	20
2-Hexanone	0.410	0.440		7.32	20
Dibromochloromethane	0.330	0.377		14.24	20
1,2-Dibromoethane	0.359	0.401		11.7	20
Tetrachloroethene	0.398	0.441		10.8	20
Chlorobenzene	1.023	1.082	0.3	5.77	20
Ethyl Benzene	1.775	1.929		8.68	20

All other compounds must meet a minimum RRF of 0.010.
RRF of 1,4-Dioxane = Value should be divide by 1000.

CHEMTECH 284 Sheffield Street, Mountainside, NJ 07092 Phone: 908 789 8900 Fax: 908 789 8922

VOLATILE CONTINUING CALIBRATION CHECK

Lab Name: CHEMTECH Contract: EAEN05

Lab Code: CHEM Case No.: M3146 SAS No.: M3146 SDG No.: M3146

Instrument ID: MSVOA_X Calibration Date/Time: 07/26/2021 10:13

Lab File ID: VX023439.D Init. Calib. Date(s): 07/22/2021 07/22/2021

Heated Purge: (Y/N) N Init. Calib. Time(s): 09:34 11:31

GC Column: DB-624UI ID: 0.18 (mm)

COMPOUND	RRF	RRF050	MIN RRF	%D	MAX%D
m/p-Xylenes	0.683	0.739		8.2	20
o-Xylene	0.677	0.709		4.73	20
Styrene	1.072	1.181		10.17	20
Bromoform	0.266	0.294	0.1	10.53	20
Isopropylbenzene	3.773	4.068		7.82	20
1,1,2,2-Tetrachloroethane	1.229	1.262	0.3	2.68	20
1,3-Dichlorobenzene	1.684	1.782		5.82	20
1,4-Dichlorobenzene	1.709	1.761		3.04	20
1,2-Dichlorobenzene	1.630	1.731		6.2	20
1,2-Dibromo-3-Chloropropane	0.266	0.280		5.26	20
1,2,4-Trichlorobenzene	1.024	1.120		9.38	20
1,2,3-Trichlorobenzene	1.034	1.123		8.61	20
1,2-Dichloroethane-d4	0.624	0.614		-1.6	20
Dibromofluoromethane	0.313	0.314		0.32	20
Toluene-d8	1.149	1.133		-1.39	20
4-Bromofluorobenzene	0.391	0.396		1.28	20

All other compounds must meet a minimum RRF of 0.010.
RRF of 1,4-Dioxane = Value should be divide by 1000.

CHEMTECH 284 Sheffield Street, Mountainside, NJ 07092 Phone: 908 789 8900 Fax: 908 789 8922

VOLATILE CONTINUING CALIBRATION CHECK

Lab Name: CHEMTECH Contract: EAEN05

Lab Code: CHEM Case No.: M3146 SAS No.: M3146 SDG No.: M3146

Instrument ID: MSVOA_X Calibration Date/Time: 07/27/2021 10:30

Lab File ID: VX023466.D Init. Calib. Date(s): 07/22/2021 07/22/2021

Heated Purge: (Y/N) N Init. Calib. Time(s): 09:34 11:31

GC Column: DB-624UI ID: 0.18 (mm)

COMPOUND	RRF	RRF050	MIN RRF	%D	MAX%D
Dichlorodifluoromethane	0.460	0.471		2.39	20
Chloromethane	0.536	0.526	0.1	-1.87	20
Vinyl Chloride	0.542	0.537		-0.92	20
Bromomethane	0.322	0.318		-1.24	20
Chloroethane	0.333	0.338		1.5	20
Trichlorofluoromethane	0.874	0.881		0.8	20
1,1,2-Trichlorotrifluoroethane	0.495	0.508		2.63	20
1,1-Dichloroethene	0.491	0.478		-2.65	20
Acetone	0.306	0.310		1.31	20
Carbon Disulfide	1.211	1.130		-6.69	20
Methyl tert-butyl Ether	1.708	1.756		2.81	20
Methyl Acetate	0.727	0.728		0.14	20
Methylene Chloride	0.595	0.564		-5.21	20
trans-1,2-Dichloroethene	0.522	0.513		-1.72	20
1,1-Dichloroethane	0.969	0.973	0.1	0.41	20
Cyclohexane	0.924	0.882		-4.55	20
2-Butanone	0.475	0.477		0.42	20
Carbon Tetrachloride	0.460	0.488		6.09	20
cis-1,2-Dichloroethene	0.606	0.615		1.49	20
Bromochloromethane	0.452	0.466		3.1	20
Chloroform	0.992	1.001		0.91	20
1,1,1-Trichloroethane	0.848	0.875		3.18	20
Methylcyclohexane	0.571	0.606		6.13	20
Benzene	1.341	1.384		3.21	20
1,2-Dichloroethane	0.496	0.532		7.26	20
Trichloroethene	0.368	0.387		5.16	20
1,2-Dichloropropane	0.355	0.371		4.51	20
Bromodichloromethane	0.434	0.482		11.06	20
4-Methyl-2-Pentanone	0.541	0.586		8.32	20
Toluene	0.831	0.894		7.58	20
t-1,3-Dichloropropene	0.493	0.564		14.4	20
cis-1,3-Dichloropropene	0.541	0.596		10.17	20
1,1,2-Trichloroethane	0.336	0.384		14.29	20
2-Hexanone	0.410	0.446		8.78	20
Dibromochloromethane	0.330	0.388		17.58	20
1,2-Dibromoethane	0.359	0.407		13.37	20
Tetrachloroethene	0.398	0.421		5.78	20
Chlorobenzene	1.023	1.069	0.3	4.5	20
Ethyl Benzene	1.775	1.881		5.97	20

All other compounds must meet a minimum RRF of 0.010.
RRF of 1,4-Dioxane = Value should be divide by 1000.

CHEMTECH 284 Sheffield Street, Mountainside, NJ 07092 Phone: 908 789 8900 Fax: 908 789 8922

VOLATILE CONTINUING CALIBRATION CHECK

Lab Name: CHEMTECH Contract: EAEN05

Lab Code: CHEM Case No.: M3146 SAS No.: M3146 SDG No.: M3146

Instrument ID: MSVOA_X Calibration Date/Time: 07/27/2021 10:30

Lab File ID: VX023466.D Init. Calib. Date(s): 07/22/2021 07/22/2021

Heated Purge: (Y/N) N Init. Calib. Time(s): 09:34 11:31

GC Column: DB-624UI ID: 0.18 (mm)

COMPOUND	RRF	RRF050	MIN RRF	%D	MAX%D
m/p-Xylenes	0.683	0.717		4.98	20
o-Xylene	0.677	0.700		3.4	20
Styrene	1.072	1.150		7.28	20
Bromoform	0.266	0.283	0.1	6.39	20
Isopropylbenzene	3.773	4.052		7.39	20
1,1,2,2-Tetrachloroethane	1.229	1.259	0.3	2.44	20
1,3-Dichlorobenzene	1.684	1.768		4.99	20
1,4-Dichlorobenzene	1.709	1.762		3.1	20
1,2-Dichlorobenzene	1.630	1.723		5.71	20
1,2-Dibromo-3-Chloropropane	0.266	0.270		1.5	20
1,2,4-Trichlorobenzene	1.024	1.112		8.59	20
1,2,3-Trichlorobenzene	1.034	1.112		7.54	20
1,2-Dichloroethane-d4	0.624	0.638		2.24	20
Dibromofluoromethane	0.313	0.328		4.79	20
Toluene-d8	1.149	1.201		4.53	20
4-Bromofluorobenzene	0.391	0.421		7.67	20

All other compounds must meet a minimum RRF of 0.010.
RRF of 1,4-Dioxane = Value should be divide by 1000.

SHIPPING DOCUMENTS

CHEMTECH
CHAIN OF CUSTODY RECORD

284 Sheffield Street, Mountainside, NJ 07092
(908) 789-8900 • Fax (908) 789-8922
www.chemtech.net

CHEMTECH PROJECT NO.
QUOTE NO. M3145
COC Number 2032588

CLIENT INFORMATION

REPORT TO BE SENT TO:
COMPANY: EA Engineering
ADDRESS: 269 W. Jefferson St.
CITY Syracuse STATE NY ZIP: 13202
ATTENTION: Megan Miller
PHONE: 716 680 2618 FAX:

CLIENT PROJECT INFORMATION

PROJECT NAME: National Heatset
PROJECT NO.: 1602518 LOCATION: Farmingdale, NY
PROJECT MANAGER: Megan Miller
e-mail: mmiller@eaest.com
PHONE: 716 680 2618 FAX:

CLIENT BILLING INFORMATION

BILL TO: PO#:
ADDRESS:
CITY STATE: ZIP:
ATTENTION: PHONE:

DATA TURNAROUND INFORMATION

FAX (RUSH) _____ DAYS*
HARDCOPY (DATA PACKAGE): Standard DAYS*
EDD: _____ DAYS*
*TO BE APPROVED BY CHEMTECH
STANDARD HARDCOPY TURNAROUND TIME IS 10 BUSINESS DAYS

DATA DELIVERABLE INFORMATION

❑ Level 1 (Results Only) ❑ Level 4 (QC + Full Raw Data)
❑ Level 2 (Results + QC) ❑ NJ Reduced ❑ US EPA CLP
❑ Level 3 (Results + QC + Raw Data) ❑ NYS ASP A ☒ NYS ASP B
❑ Other _____
☒ EDD FORMAT NYSDEC Equis

ANALYSIS

1 VOC-TCL VOA-10 2 3 4 5 6 7 8 9

CHEMTECH SAMPLE ID	PROJECT SAMPLE IDENTIFICATION	SAMPLE MATRIX	SAMPLE TYPE COMP	SAMPLE TYPE GRAB	SAMPLE COLLECTION DATE	SAMPLE COLLECTION TIME	# OF BOTTLES	PRESERVATIVES 1 HCl	2	3	4	5	6	7	8	9	COMMENTS
1.	152140 - DDC-5-PS	GW		X	7/19/21	1645	2	X									
2.	" - DDC-6-PD			X		1708		X									
3.	" - DDC-5-PD			X		1730		X									
4.	" - RB-71921			X		1700		X									
5.	" - DDC-7-PS			X	7/20/21	1331		X									
6.	" - MW-15 (offsite)			X		1631	6	X									MS/MSD
7.	" - DDC-8-PD			X		1431	2	X									
8.	" - MW-25 (offsite)			X		1554		X									
9.	" - MW-35 (offsite)			X		0822		X									
10.	" - MW-20 (offsite)			X		1549		X									

Specify Preservatives: A-HCl B-HN03 C-H2SO4 D-NaOH E-ICE F-OTHER

SAMPLE CUSTODY MUST BE DOCUMENTED BELOW EACH TIME SAMPLES CHANGE POSSESSION INCLUDING COURIER DELIVERY

RELINQUISHED BY SAMPLER:	DATE/TIME:	RECEIVED BY:
1.	7/22/21 1030	1.
2.	7-22-21 12:17	2.
3.		3.

Conditions of bottles or coolers at receipt: ❑ COMPLIANT ❑ NON COMPLIANT ❑ COOLER TEMP 3.1-C °C
Comments:

Page ____ of ____

CLIENT: ❑ Hand Delivered ❑ Other _____
CHEMTECH: ❑ Picked Up ❑ Field Sampling

Shipment Complete ❑ YES ❑ NO

WHITE - CHEMTECH COPY FOR RETURN TO CLIENT YELLOW - CHEMTECH COPY PINK - SAMPLER COPY

CHEMTECH
CHAIN OF CUSTODY RECORD

284 Sheffield Street, Mountainside, NJ 07092
(908) 789-8900 • Fax (908) 789-8922
www.chemtech.net

CHEMTECH PROJECT NO.
QUOTE NO. M3145
COC Number 2032590

6
6.1

CLIENT INFORMATION (REPORT TO BE SENT TO:)
COMPANY:
ADDRESS:
CITY STATE: See ZIP:
ATTENTION:
PHONE: FAX:

CLIENT PROJECT INFORMATION
PROJECT NAME: #
PROJECT NO.: Page LOCATION:
PROJECT MANAGER:
e-mail:
PHONE: FAX:

CLIENT BILLING INFORMATION
BILL TO: PO#:
ADDRESS:
CITY STATE: ZIP:
ATTENTION: PHONE:

DATA TURNAROUND INFORMATION
FAX (RUSH) _____ DAYS*
HARDCOPY (DATA PACKAGE): Standard DAYS*
EDD: _____ DAYS*
*TO BE APPROVED BY CHEMTECH
STANDARD HARDCOPY TURNAROUND TIME IS 10 BUSINESS DAYS

DATA DELIVERABLE INFORMATION
❑ Level 1 (Results Only) ❑ Level 4 (QC + Full Raw Data)
❑ Level 2 (Results + QC) ❑ NJ Reduced ❑ US EPA CLP
❑ Level 3 (Results + QC + Raw Data) ❑ NYS ASP A ☒ NYS ASP B ❑ Other _____
❑ EDD FORMAT NYSDEC Equis

ANALYSIS
1 VOC-TCL VOA-10
2 3 4 5 6 7 8 9

CHEMTECH SAMPLE ID	PROJECT SAMPLE IDENTIFICATION	SAMPLE MATRIX	SAMPLE TYPE COMP	SAMPLE TYPE GRAB	SAMPLE COLLECTION DATE	SAMPLE COLLECTION TIME	# OF BOTTLES	PRESERVATIVES HCl	1	2	3	4	5	6	7	8	9	COMMENTS
1.	152140 - DDC-9-PS	GW		X	7/20/21	1515	2		X									
2.	" - MW-3D (offsite)			X		0854			X									
3.	" - DDC-10-PS			X		1426			X									
4.	" - MW-F			X		1156			X									
5.	" - MW-C			X		1056			X									
6.	" - FD-1			X					X									
7.	" - MW-14D			X	7/21/21	1631			X									
8.	" - DDC-1-PDB			X		1215			X									
9.	" - MW-3S (onsite)			X		0953			X									
10.	" - FD-3			X					X									

COMMENTS: ← Specify Preservatives
A-HCl D-NaOH
B-HN03 E-ICE
C-H2SO4 F-OTHER

SAMPLE CUSTODY MUST BE DOCUMENTED BELOW EACH TIME SAMPLES CHANGE POSSESSION INCLUDING COURIER DELIVERY

RELINQUISHED BY SAMPLER:	DATE/TIME:	RECEIVED BY:
1.	7/22/21 1030	1.
2.	7-22-21 1217	2.
3.		3.

Conditions of bottles or coolers at receipt: ❑ COMPLIANT ❑ NON COMPLIANT ❑ COOLER TEMP 3.1 °C
Comments:

Page ____ of ____
CLIENT: ❑ Hand Delivered ❑ Other _____
CHEMTECH: ❑ Picked Up ❑ Field Sampling
Shipment Complete ❑ YES ❑ NO

WHITE - CHEMTECH COPY FOR RETURN TO CLIENT CHEMTECH COPY PINK - SAMPLER COPY

CHEMTECH

Page 3 of 7

284 Sheffield Street, Mountainside, NJ 07092
(908) 789-8900 • Fax (908) 789-8922
www.chemtech.net

CHAIN OF CUSTODY RECORD

CHEMTECH PROJECT NO.
QUOTE NO. M3146
COC Number 2032589

6
6.1

CLIENT INFORMATION

REPORT TO BE SENT TO:
COMPANY:
ADDRESS:
CITY STATE: ZIP:
ATTENTION:
PHONE: FAX:

CLIENT PROJECT INFORMATION

PROJECT NAME:
PROJECT NO.: LOCATION:
PROJECT MANAGER:
e-mail:
PHONE: FAX:

CLIENT BILLING INFORMATION

BILL TO: PO#:
ADDRESS:
CITY STATE: ZIP:
ATTENTION: PHONE:

DATA TURNAROUND INFORMATION

FAX (RUSH) _____ DAYS*
HARDCOPY (DATA PACKAGE): Standard DAYS*
EDD: _____ DAYS*
*TO BE APPROVED BY CHEMTECH
STANDARD HARDCOPY TURNAROUND TIME IS 10 BUSINESS DAYS

DATA DELIVERABLE INFORMATION

- ❑ Level 1 (Results Only)
- ❑ Level 2 (Results + QC)
- ❑ Level 3 (Results + QC + Raw Data)
- ❑ Level 4 (QC + Full Raw Data)
- ❑ NJ Reduced ❑ US EPA CLP
- ❑ NYS ASP A ☒ NYS ASP B
- ❑ Other _____
- ❑ EDD FORMAT NYSDEC Equis

ANALYSIS

1 VOC-TCL VOA-10 | 2 | 3 | 4 | 5 | 6 | 7 | 8 | 9

CHEMTECH SAMPLE ID	PROJECT SAMPLE IDENTIFICATION	SAMPLE MATRIX	SAMPLE TYPE COMP	SAMPLE TYPE GRAB	SAMPLE COLLECTION DATE	SAMPLE COLLECTION TIME	# OF BOTTLES	PRESERVATIVES HCl 1	2	3	4	5	6	7	8	9	COMMENTS
1.	~~152140 - MW-15 (offsite)~~	GW		X	7/20/21	1631	6	X									~~MS/MSD~~
2.	" - DDC-10-PD	GW		X	7/21/21	1350	2	X									
3.	" - DDC-7-PD			X		1308		X									
4.	" - ~~DDC-6-PS~~ DDC-6-PS			X		0823		X									
5.	" - DDC-9-PD			X		1504		X									
6.	" - FD-02			X		/		X									
7.	" - MW-E			X		1140		X									
8.	" - MW-D (offsite)			X		1646		X									
9.	" - MW-6			X		1048		X									
10.	" - DDC-8-PS			X	7/19/21	1409		X									

← Specify Preservatives
A-HCl D-NaOH
B-HN03 E-ICE
C-H2SO4 F-OTHER

SAMPLE CUSTODY MUST BE DOCUMENTED BELOW EACH TIME SAMPLES CHANGE POSSESSION INCLUDING COURIER DELIVERY

RELINQUISHED BY SAMPLER:	DATE/TIME:	RECEIVED BY:
1.	7/22/21 1030	1.
2.	7-22-21 12:17	2.
3.		3.

Conditions of bottles or coolers at receipt: ❑ COMPLIANT ❑ NON COMPLIANT ❑ COOLER TEMP 3.1 °C
Comments:

Page ____ of ____

CLIENT: ❑ Hand Delivered ❑ Other _____
CHEMTECH: ❑ Picked Up ❑ Field Sampling

Shipment Complete ❑ YES ❑ NO

WHITE - CHEMTECH COPY FOR RETURN TO CLIENT YELLOW - CHEMTECH COPY PINK - SAMPLER COPY

Page 4 of 7

CHEMTECH
CHAIN OF CUSTODY RECORD

284 Sheffield Street, Mountainside, NJ 07092
(908) 789-8900 • Fax (908) 789-8922
www.chemtech.net

CHEMTECH PROJECT NO.
QUOTE NO. M3146
COC Number 2032591

6
6.1

CLIENT INFORMATION

REPORT TO BE SENT TO:

COMPANY:
ADDRESS:
CITY STATE: ZIP: See
ATTENTION:
PHONE: FAX:

CLIENT PROJECT INFORMATION

PROJECT NAME:
PROJECT NO. Page #1 LOCATION:
PROJECT MANAGER:
e-mail:
PHONE: FAX:

CLIENT BILLING INFORMATION

BILL TO: PO#:
ADDRESS:
CITY STATE: ZIP:
ATTENTION: PHONE:

DATA TURNAROUND INFORMATION

FAX (RUSH) _____ DAYS*
HARDCOPY (DATA PACKAGE): _____ DAYS*
EDD: Standard DAYS*
*TO BE APPROVED BY CHEMTECH
STANDARD HARDCOPY TURNAROUND TIME IS 10 BUSINESS DAYS

DATA DELIVERABLE INFORMATION

- ❑ Level 1 (Results Only)
- ❑ Level 2 (Results + QC)
- ❑ Level 3 (Results + QC + Raw Data)
- ❑ EDD FORMAT NYSDEC Equis
- ❑ Level 4 (QC + Full Raw Data)
- ❑ NJ Reduced ❑ US EPA CLP
- ❑ NYS ASP A ☒ NYS ASP B
- ❑ Other _____

ANALYSIS

VOC-TCLVOA-10

CHEMTECH SAMPLE ID	PROJECT SAMPLE IDENTIFICATION	SAMPLE MATRIX	SAMPLE TYPE COMP	SAMPLE TYPE GRAB	SAMPLE COLLECTION DATE	SAMPLE COLLECTION TIME	# OF BOTTLES	PRESERVATIVES 1 (HCl)	2	3	4	5	6	7	8	9	COMMENTS
1.	152140 - DDC-2-PS	GW		X	7/21/21	0951	2	X									
2.	" - MW-1S (onsite)			X		1258		X									
3.	" - DDC-3-PS			X		1429		X									
4.	" - MW-6S			X		1308		X									
5.	" - MW-10 (onsite)			X		1556		X									
6.	" - DDC-4-PS			X		1540		X									
7.	" - MW-14S			X		1553		X									
8.	" - MW-1D (onsite)			X		1335		X									
9.	" - MW-15D			X		1403	6	X									MS/MSD
10.	" - DDC-4-PD			X		1518	2	X									

← Specify Preservatives
A-HCl D-NaOH
B-HN03 E-ICE
C-H2SO4 F-OTHER

SAMPLE CUSTODY MUST BE DOCUMENTED BELOW EACH TIME SAMPLES CHANGE POSSESSION INCLUDING COURIER DELIVERY

RELINQUISHED BY SAMPLER:	DATE/TIME:	RECEIVED BY:
1. [signature]	7/22/21 1030	1.
2.	12:17 7-22-21	2. [signature]
3.		3.

Conditions of bottles or coolers at receipt: ❑ COMPLIANT ❑ NON COMPLIANT ❑ COOLER TEMP 3.1 °C
Comments:

Page ____ of ____
CLIENT: ❑ Hand Delivered ❑ Other _____
CHEMTECH: ❑ Picked Up ❑ Field Sampling
Shipment Complete ❑ YES ❑ NO

CHEMTECH
CHAIN OF CUSTODY RECORD

284 Sheffield Street, Mountainside, NJ 07092
(908) 789-8900 • Fax (908) 789-8922
www.chemtech.net

CHEMTECH PROJECT NO.
QUOTE NO. M3147
COC Number 2032592

6
6.1

CLIENT INFORMATION (REPORT TO BE SENT TO:)
COMPANY:
ADDRESS: See Page
CITY STATE: ZIP:
ATTENTION:
PHONE: FAX:

CLIENT PROJECT INFORMATION
PROJECT NAME: #
PROJECT NO: LOCATION:
PROJECT MANAGER:
e-mail:
PHONE: FAX:

CLIENT BILLING INFORMATION
BILL TO: PO#:
ADDRESS:
CITY STATE: ZIP:
ATTENTION: PHONE:

DATA TURNAROUND INFORMATION
FAX (RUSH) _____ DAYS*
HARDCOPY (DATA PACKAGE): Standard DAYS*
EDD: _____ DAYS*
*TO BE APPROVED BY CHEMTECH
STANDARD HARDCOPY TURNAROUND TIME IS 10 BUSINESS DAYS

DATA DELIVERABLE INFORMATION
❑ Level 1 (Results Only) ❑ Level 4 (QC + Full Raw Data)
❑ Level 2 (Results + QC) ❑ NJ Reduced ❑ US EPA CLP
❑ Level 3 (Results + QC + Raw Data) ❑ NYS ASP A ✓ NYS ASP B ❑ Other _____
❑ EDD FORMAT NYSDEC Equis

ANALYSIS
1 VOC-TCLVOA-10
2 3 4 5 6 7 8 9

CHEMTECH SAMPLE ID	PROJECT SAMPLE IDENTIFICATION	SAMPLE MATRIX	SAMPLE TYPE COMP	SAMPLE TYPE GRAB	SAMPLE COLLECTION DATE	SAMPLE COLLECTION TIME	# OF BOTTLES	PRESERVATIVES 1 (HCl)	2	3	4	5	6	7	8	9	COMMENTS
1.	152140 - MW-5D	GW		X	7/21/21	0800	2	X									
2.	" - MW-5S					0800		X									
3.	" - MW-2A					1625		X									
4.	" - MW-3A (onsite)					1329		X									
5.	" - MW-9 (onsite)					1251		X									
6.	" - MW-15S					1439		X									
7.	" - MW-4D (onsite)					0901		X									
8.	" - MW-2D (onsite)					1070		X									
9.	" - MW-4					1457	✓	X									
10.	" - DDC-1-PS			✓	✓	1134	6	X									MS/MSD

Specify Preservatives: A-HCl B-HN03 C-H2SO4 D-NaOH E-ICE F-OTHER

SAMPLE CUSTODY MUST BE DOCUMENTED BELOW EACH TIME SAMPLES CHANGE POSSESSION INCLUDING COURIER DELIVERY

RELINQUISHED BY SAMPLER:	DATE/TIME:	RECEIVED BY:
1.	7/22/21 1030	1.
2.	7-22-21 12:17	2.
3.		3.

Conditions of bottles or coolers at receipt: ❑ COMPLIANT ❑ NON COMPLIANT ❑ COOLER TEMP 3.1 °C
Comments:

Page ____ of ____

CLIENT: ❑ Hand Delivered ❑ Other _____
CHEMTECH: ❑ Picked Up ❑ Field Sampling

Shipment Complete ❑ YES ❑ NO

WHITE - CHEMTECH COPY FOR RETURN TO CLIENT YELLOW - CHEMTECH COPY PINK - SAMPLER COPY

CHEMTECH

CHAIN OF CUSTODY RECORD

284 Sheffield Street, Mountainside, NJ 07092
(908) 789-8900 • Fax (908) 789-8922
www.chemtech.net

CHEMTECH PROJECT NO.
QUOTE NO. M3147
COC Number 2032593

6
6.1

CLIENT INFORMATION (REPORT TO BE SENT TO:)

COMPANY:
ADDRESS:
CITY STATE: ZIP:
ATTENTION:
PHONE: FAX:

See Page

CLIENT PROJECT INFORMATION

PROJECT NAME:
PROJECT NO.: # LOCATION:
PROJECT MANAGER:
e-mail:
PHONE: FAX:

CLIENT BILLING INFORMATION

BILL TO: PO#:
ADDRESS:
CITY STATE: ZIP:
ATTENTION: PHONE:

DATA TURNAROUND INFORMATION

FAX (RUSH) _____ DAYS*
HARDCOPY (DATA PACKAGE): Standard DAYS*
EDD: _____ DAYS*
*TO BE APPROVED BY CHEMTECH
STANDARD HARDCOPY TURNAROUND TIME IS 10 BUSINESS DAYS

DATA DELIVERABLE INFORMATION

- ❑ Level 1 (Results Only)
- ❑ Level 2 (Results + QC)
- ❑ Level 3 (Results + QC + Raw Data)
- ❑ Level 4 (QC + Full Raw Data)
- ❑ NJ Reduced ❑ US EPA CLP
- ❑ NYS ASP A ☒ NYS ASP B
- ❑ Other _____
- ❑ EDD FORMAT NYSDEC Egw's

ANALYSIS

1 VOC-TCL VOA-10 | 2 | 3 | 4 | 5 | 6 | 7 | 8 | 9

PRESERVATIVES

	1	2	3	4	5	6	7	8	9
	HCl								

COMMENTS

← Specify Preservatives
A-HCl D-NaOH
B-HN03 E-ICE
C-H2SO4 F-OTHER

CHEMTECH SAMPLE ID	PROJECT SAMPLE IDENTIFICATION	SAMPLE MATRIX	SAMPLE TYPE COMP	SAMPLE TYPE GRAB	SAMPLE COLLECTION DATE	SAMPLE COLLECTION TIME	# OF BOTTLES	1	2	3	4	5	6	7	8	9
1.	152140 - MW-45 (onsite)	GW		X	7/21/21	0836	2	X								
2.	" - DDC-3-PD					1509		X								
3.	" - MW-3D (onsite)					1050		X								
4.	" - MW-2AD					1619		X								
5.	" - MW-25 (onsite)					1101		X								
6.	~~" - DDC-1-PS~~					~~1134~~										
7.	" - DDC-2-PD					0924		X								
8.	" - DDC-1-PDA					1208		X								
9.	" - RB-72021				7/20/21	1715		X								
10.	" - RB-72121				7/21/21	1630		X								

SAMPLE CUSTODY MUST BE DOCUMENTED BELOW EACH TIME SAMPLES CHANGE POSSESSION INCLUDING COURIER DELIVERY

RELINQUISHED BY SAMPLER:	DATE/TIME:	RECEIVED BY:
1.	7/22/21 1032	1.
2.	7-22-21 12:17	2.
3.		3.

Conditions of bottles or coolers at receipt: ❑ COMPLIANT ❑ NON COMPLIANT ❑ COOLER TEMP 3.1 °C
Comments:

Page ____ of ____

CLIENT: ❑ Hand Delivered ❑ Other _____
CHEMTECH: ❑ Picked Up ❑ Field Sampling

Shipment Complete ❑ YES ❑ NO

WHITE - CHEMTECH COPY FOR RETURN TO CLIENT YELLOW - CHEMTECH COPY PINK - SAMPLER COPY

CHEMTECH
CHAIN OF CUSTODY RECORD

Page 7 of 7

284 Sheffield Street, Mountainside, NJ 07092
(908) 789-8900 • Fax (908) 789-8922
www.chemtech.net

CHEMTECH PROJECT NO.
QUOTE NO. M3147
COC Number 2032594

6
6.1

CLIENT INFORMATION (REPORT TO BE SENT TO:)

COMPANY: See Page #1
ADDRESS:
CITY STATE: ZIP:
ATTENTION:
PHONE: FAX:

CLIENT PROJECT INFORMATION

PROJECT NAME:
PROJECT NO.: LOCATION:
PROJECT MANAGER:
e-mail:
PHONE: FAX:

CLIENT BILLING INFORMATION

BILL TO: PO#:
ADDRESS:
CITY STATE: ZIP:
ATTENTION: PHONE:

DATA TURNAROUND INFORMATION

FAX (RUSH) _____ DAYS*
HARDCOPY (DATA PACKAGE): Standard DAYS*
EDD: Standard DAYS*
*TO BE APPROVED BY CHEMTECH
STANDARD HARDCOPY TURNAROUND TIME IS 10 BUSINESS DAYS

DATA DELIVERABLE INFORMATION

❑ Level 1 (Results Only) ❑ Level 4 (QC + Full Raw Data)
❑ Level 2 (Results + QC) ❑ NJ Reduced ❑ US EPA CLP
❑ Level 3 (Results + QC + Raw Data) ❑ NYS ASP A ☒ NYS ASP B
❑ Other _____
❑ EDD FORMAT NYSDEC Equis

ANALYSIS

1 VOC-TCL WA-10 | 2 | 3 | 4 | 5 | 6 | 7 | 8 | 9

CHEMTECH SAMPLE ID	PROJECT SAMPLE IDENTIFICATION	SAMPLE MATRIX	SAMPLE TYPE COMP	SAMPLE TYPE GRAB	SAMPLE COLLECTION DATE	SAMPLE COLLECTION TIME	# OF BOTTLES	PRESERVATIVES 1	2	3	4	5	6	7	8	9	COMMENTS
1.	152140 - TB	GW		X	7/12/21	X	2	X									Lab provided
2.	" - FB-72121	↓		X	7/12/21	1600	2	X									
3.																	
4.																	
5.																	
6.																	
7.																	
8.																	
9.																	
10.																	

PRESERVATIVES: HCl

← Specify Preservatives
A-HCl D-NaOH
B-HN03 E-ICE
C-H2SO4 F-OTHER

SAMPLE CUSTODY MUST BE DOCUMENTED BELOW EACH TIME SAMPLES CHANGE POSSESSION INCLUDING COURIER DELIVERY

RELINQUISHED BY SAMPLER:	DATE/TIME:	RECEIVED BY:
1.	7/22/21 1030	1.
2.	7.22.21 1217	2.
3.		3.

Conditions of bottles or coolers at receipt: ❑ COMPLIANT ❑ NON COMPLIANT ❑ COOLER TEMP 3.1 °C
Comments:

Page ____ of ____

CLIENT: ❑ Hand Delivered ❑ Other _____
CHEMTECH: ❑ Picked Up ❑ Field Sampling

Shipment Complete ❑ YES ❑ NO

WHITE - CHEMTECH COPY FOR RETURN TO CLIENT YELLOW - CHEMTECH COPY PINK - SAMPLER COPY

Laboratory Certification

Certified By	License No.
CAS EPA CLP Contract	68HERH20D0011
Connecticut	PH-0649
DOD ELAP (L-A-B)	L2219
Maine	2020021
Maryland	296
New Hampshire	255420
New Jersey	20012
New York	11376
Pennsylvania	68-00548
Soil Permit	P330-21-00137
Texas	T104704488-21-14

CHEMTECH

LOGIN REPORT/SAMPLE TRANSFER

Order ID : M3146 EAEN05
Client Name : EA Engineering Science &
Client Contact : Emily Cummings
Invoice Name : EA Engineering Science &
Invoice Contact : Emily Cummings

Order Date : 7/22/2021 12:41:00 PM
Project Name : NYSDEC - National Heatse
Receive DateTime : 7/22/2021 12:17:00 PM
Purchase Order :

Project Mgr :
Report Type : NYS ASP B
EDD Type : NYSDEC EDD V-4
Hard Copy Date :
Date Signoff :

LAB ID	CLIENT ID	MATRIX	SAMPLE DATE	SAMPLE TIME	TEST	TEST GROUP	METHOD	FAX DATE	DUE DATES
M3146-01	152140-DDC-10-PD	Water	07/20/2021	13:50	VOC-TCLVOA-10		8260-Low		10 Bus. Days
M3146-02	152140-DDC-7-PD	Water	07/20/2021	13:08	VOC-TCLVOA-10		8260-Low		10 Bus. Days
M3146-03	152140-DDC-6-PS	Water	07/20/2021	08:23	VOC-TCLVOA-10		8260-Low		10 Bus. Days
M3146-04	152140-DDC-9-PD	Water	07/20/2021	15:04	VOC-TCLVOA-10		8260-Low		10 Bus. Days
M3146-05	152140-FD-02	Water	07/20/2021	00:00	VOC-TCLVOA-10		8260-Low		10 Bus. Days
M3146-06	152140-MW-E	Water	07/20/2021	11:40	VOC-TCLVOA-10		8260-Low		10 Bus. Days
M3146-07	152140-MW-1D(OFFSITE)	Water	07/20/2021	16:46	VOC-TCLVOA-10		8260-Low		10 Bus. Days
M3146-08	152140-MW-6	Water	07/20/2021	10:48	VOC-TCLVOA-10		8260-Low		10 Bus. Days
M3146-09	152140-DDC-8-PS	Water	07/19/2021	14:09					

CHEMTECH

LOGIN REPORT/SAMPLE TRANSFER

Order ID : M3146 EAEN05
Client Name : EA Engineering Science &
Client Contact : Emily Cummings
Invoice Name : EA Engineering Science &
Invoice Contact : Emily Cummings

Order Date : 7/22/2021 12:41:00 PM
Project Name : NYSDEC - National Heatse
Receive DateTime : 7/22/2021 12:17:00 PM
Purchase Order :

Project Mgr :
Report Type : NYS ASP B
EDD Type : NYSDEC EDD V-4
Hard Copy Date :
Date Signoff :

LAB ID	CLIENT ID	MATRIX	SAMPLE DATE	SAMPLE TIME	TEST	TEST GROUP	METHOD		FAX DATE	DUE DATES
M3146-10	152140-DDC-2-PS	Water	07/21/2021	09:51	VOC-TCLVOA-10		8260-Low	10 Bus. Days		
M3146-11	152140-MW-1S(ONSITE)	Water	07/21/2021	12:58	VOC-TCLVOA-10		8260-Low	10 Bus. Days		
M3146-12	152140-DDC-3-PS	Water	07/21/2021	14:29	VOC-TCLVOA-10		8260-Low	10 Bus. Days		
M3146-13	152140-MW-6S	Water	07/21/2021	13:08	VOC-TCLVOA-10		8260-Low	10 Bus. Days		
M3146-14	152140-MW-10(ONSITE)	Water	07/21/2021	15:56	VOC-TCLVOA-10		8260-Low	10 Bus. Days		
M3146-15	152140-DDC-4-PS	Water	07/21/2021	15:40	VOC-TCLVOA-10		8260-Low	10 Bus. Days		
M3146-16	152140-MW-14S	Water	07/21/2021	15:53	VOC-TCLVOA-10		8260-Low	10 Bus. Days		
M3146-17	152140-MW-1D(ONSITE)	Water	07/21/2021	13:35	VOC-TCLVOA-10		8260-Low	10 Bus. Days		
					VOC-TCLVOA-10		8260-Low	10 Bus. Days		

CHEMTECH

LOGIN REPORT/SAMPLE TRANSFER

Order ID : M3146 EAEN05
Client Name : EA Engineering Science &
Client Contact : Emily Cummings
Invoice Name : EA Engineering Science &
Invoice Contact : Emily Cummings

Order Date : 7/22/2021 12:41:00 PM
Project Name : NYSDEC - National Heatse
Receive DateTime : 7/22/2021 12:17:00 PM
Purchase Order :

Project Mgr :
Report Type : NYS ASP B
EDD Type : NYSDEC EDD V-4
Hard Copy Date :
Date Signoff :

LAB ID	CLIENT ID	MATRIX	SAMPLE DATE	SAMPLE TIME	TEST	TEST GROUP	METHOD	FAX DATE	DUE DATES
M3146-18	152140-MW-15D	Water	07/21/2021	14:03					
					VOC-TCLVOA-10		8260-Low		10 Bus. Days
M3146-19	M3146-18MS	Water	07/21/2021	14:03					
					VOC-TCLVOA-10		8260-Low		10 Bus. Days
M3146-20	M3146-18MSD	Water	07/21/2021	14:03					
					VOC-TCLVOA-10		8260-Low		10 Bus. Days
M3146-21	152140-DDC-4-PD	Water	07/21/2021	15:18					
					VOC-TCLVOA-10		8260-Low		10 Bus. Days

Relinguished By : CP
Date / Time : 7-22-21 15:05

Received By :
Date / Time : 7-22-21 15:05

Storage Area : VOA Refridgerator Room

This page intentionally left blank

CHEMTECH

ANALYTICAL RESULTS SUMMARY

VOLATILE ORGANICS

PROJECT NAME : NYSDEC - NATIONAL HEATSET

EA ENGINEERING SCIENCE & TECHNOLOGY

269 W. Jefferson Street

Syracuse, NY - 13202

Phone No: 315-431-4610

ORDER ID : M3147

ATTENTION : Emily Cummings

Table Of Contents for M3147

1) Signature Page 3

2) Case Narrative 7

2.1) VOC-TCLVOA-10- Case Narrative 7

3) Qualifier Page 9

4) QA Checklist 10

5) VOC-TCLVOA-10 Data 11

6) Shipping Document 159

6.1) CHAIN OF CUSTODY 160

6.2) Lab Certificate 167

6.3) Internal COC 168

NEW YORK STATE DEPARTMENT OF ENVIRONMENTAL CONSERVATION
FORM S-I

SAMPLE IDENTIFICATION AND ANALYTICAL REQUIREMENT SUMMARY

NYSDEC Sample ID/Code	Laboratory Sampl ID/Code	VOA GC/MS (Method #)	BNA GC/MS (Method #)	VOA GC (Method #)	Pest PCBs (Method #)	Metals (Method #)	Other (Method #)
152140-MW-5D	M3147-01	8260-Low					
152140-MW-5S	M3147-02	8260-Low					
152140-MW-2A	M3147-03	8260-Low					
152140-MW-3A(ONSITE)	M3147-04	8260-Low					
152140-MW-9(ONSITE)	M3147-05	8260-Low					
152140-MW-15S	M3147-06	8260-Low					
152140-MW-4D(ONSITE)	M3147-07	8260-Low					
152140-MW-2D(ONSITE)	M3147-08	8260-Low					
152140-MW-H	M3147-09	8260-Low					
152140-DDC-1-PS	M3147-10	8260-Low					
152140-MW-4S(ONSITE)	M3147-13	8260-Low					
152140-DDC-3-PD	M3147-14	8260-Low					
152140-MW-3D(ONSITE)	M3147-15	8260-Low					
152140-MW2AD	M3147-16	8260-Low					
152140-MW-2S(ONSITE)	M3147-17	8260-Low					
152140-DDC-2-PD	M3147-18	8260-Low					
152140-DDC-1-PDA	M3147-19	8260-Low					
152140-RB-72021	M3147-20	8260-Low					
152140-RB-72121	M3147-21	8260-Low					
152140-TB	M3147-22	8260-Low					
152140-FB-72121	M3147-23	8260-Low					

CHEMTECH

NEW YORK STATE DEPARTMENT OF ENVIRONMENTAL CONSERVATION

FORM S-IIb

SAMPLE PREPARATION AND ANALYSIS SUMMARY VOLATILE (VOA) ANALYSES

Laboratory Sample ID	Matrix	Date Collected	Date Rec'd at Lab	Date Extracted	Date Analyzed
M3147-01	Water	07/21/21	07/22/21		07/23/21
M3147-02	Water	07/21/21	07/22/21		07/23/21
M3147-03	Water	07/21/21	07/22/21		07/23/21
M3147-04	Water	07/21/21	07/22/21		07/23/21
M3147-05	Water	07/21/21	07/22/21		07/23/21
M3147-06	Water	07/21/21	07/22/21		07/23/21
M3147-07	Water	07/21/21	07/22/21		07/26/21
M3147-08	Water	07/21/21	07/22/21		07/26/21
M3147-09	Water	07/21/21	07/22/21		07/26/21
M3147-10	Water	07/21/21	07/22/21		07/29/21
M3147-13	Water	07/21/21	07/22/21		07/26/21
M3147-14	Water	07/21/21	07/22/21		07/27/21
M3147-15	Water	07/21/21	07/22/21		07/26/21
M3147-16	Water	07/21/21	07/22/21		07/26/21
M3147-17	Water	07/21/21	07/22/21		07/26/21
M3147-18	Water	07/21/21	07/22/21		07/27/21
M3147-19	Water	07/21/21	07/22/21		07/27/21
M3147-20	Water	07/20/21	07/22/21		07/27/21
M3147-21	Water	07/21/21	07/22/21		07/27/21
M3147-22	Water	07/12/21	07/22/21		07/26/21
M3147-23	Water	07/21/21	07/22/21		07/27/21

*** Details For Test :** VOC-TCLVOA-10

NEW YORK STATE DEPARTMENT OF ENVIRONMENTAL CONSERVATION

FORM S-III

SAMPLE PREPARATION AND ANALYSIS SUMMARY MISCELLANEOUS ORGANIC ANALYSES

Laboratory Sample ID	Matrix	Analytical Protocol	Extraction Method	Auxiliary Cleanup	Dil/Conc Factor
M3147-01	Water	8260-Low	5030		
M3147-02	Water	8260-Low	5030		
M3147-03	Water	8260-Low	5030		
M3147-04	Water	8260-Low	5030		
M3147-05	Water	8260-Low	5030		
M3147-06	Water	8260-Low	5030		
M3147-07	Water	8260-Low	5030		
M3147-08	Water	8260-Low	5030		
M3147-09	Water	8260-Low	5030		
M3147-10	Water	8260-Low	5030		
M3147-11	Water	8260-Low	5030		
M3147-12	Water	8260-Low	5030		
M3147-13	Water	8260-Low	5030		
M3147-14	Water	8260-Low	5030		
M3147-15	Water	8260-Low	5030		
M3147-16	Water	8260-Low	5030		
M3147-17	Water	8260-Low	5030		
M3147-18	Water	8260-Low	5030		
M3147-19	Water	8260-Low	5030		
M3147-20	Water	8260-Low	5030		
M3147-21	Water	8260-Low	5030		
M3147-22	Water	8260-Low	5030		
M3147-23	Water	8260-Low	5030		

CHEMTECH 284 Sheffield Street, Mountainside, NJ 07092 Phone: 908 789 8900 Fax: 908 789 8922

Cover Page

Order ID : M3147

Project ID : NYSDEC - National Heatset

Client : EA Engineering Science & Technology

Lab Sample Number	Client Sample Number
M3147-01	152140-MW-5D
M3147-02	152140-MW-5S
M3147-03	152140-MW-2A
M3147-04	152140-MW-3A(ONSITE)
M3147-05	152140-MW-9(ONSITE)
M3147-06	152140-MW-15S
M3147-07	152140-MW-4D(ONSITE)
M3147-08	152140-MW-2D(ONSITE)
M3147-09	152140-MW-H
M3147-10	152140-DDC-1-PS
M3147-11	152140-DDC-1-PSMS
M3147-12	152140-DDC-1-PSMSD
M3147-13	152140-MW-4S(ONSITE)
M3147-14	152140-DDC-3-PD
M3147-15	152140-MW-3D(ONSITE)
M3147-16	152140-MW2AD
M3147-17	152140-MW-2S(ONSITE)
M3147-18	152140-DDC-2-PD
M3147-19	152140-DDC-1-PDA
M3147-20	152140-RB-72021
M3147-21	152140-RB-72121
M3147-22	152140-TB
M3147-23	152140-FB-72121

I certify that the data package is in compliance with the terms and conditions of the contract,both technically and for completeness, for other than the conditions detailed above. Release of the data contained in this hard copy data package has been authorized by the laboratory manager or his designee, as verified by the following signature.

Signature : N. N. Pandya

APPROVED

By Nimisha Pandya, QA/QC Supervisor at 3:28 pm, Aug 04, 2021

NYDOH CERTIFICATION NO - 11376

NJDEP CERTIFICATION NO - 20012

CHEMTECH
284 Sheffield Street, Mountainside, NJ 07092 Phone: 908 789 8900 Fax: 908 789 8922

CASE NARRATIVE

EA Engineering Science & Technology
Project Name: NYSDEC - National Heatset
Project # N/A
Chemtech Project # M3147
Test Name: VOC-TCLVOA-10

A. Number of Samples and Date of Receipt:
23 Water samples were received on 07/22/2021.

B. Parameters
According to the Chain of Custody document, the following analyses were requested: VOC-TCLVOA-10. This data package contains results for VOC-TCLVOA-10.

C. Analytical Techniques:
The analysis performed on instrument MSVOA_N were done using GC column RXI-624SIL MS 30m 0.25mm 1.4 um. Cat#13868.The analysis of VOC-TCLVOA-10 was based on method 8260-Low.

D. QA/ QC Samples:
The Holding Times were met for all analysis.
The Surrogate recoveries met the acceptable criteria.
The Internal Standards Areas met the acceptable requirements.
The Retention Times were acceptable for all samples.
The MS recoveries met the requirements for all compounds.
The MSD recoveries met the acceptable requirements.
The RPD met criteria.
The Blank Spike met requirements for all samples.
The Blank analysis did not indicate the presence of lab contamination.

The % RSD is greater than 15% in the Initial Calibration method (82N070721W.M) for Bromomethane,Trichlorofluoromethane, Methylene Chloride, t-1,3-Dichloropropene, Dibromochloromethane, Bromoform, 1,2,4-Trichlorobenzene, 1,2,3-Trichlorobenzene those compounds are passing on Linear Regression and Chloroethane is set on Quadratric Regression.

The % RSD is greater than 15% in the Initial Calibration method (82N072921W.M), for Methyl Acetate,Methylene Chloride,Toluene-d8,4-Methyl-2-Pentanone,t-1,3-Dichloropropene,cis-1,3-Dichloropropene,2-Hexanone,Dibromochloromethane,4-Bromofluorobenzene,m/p-Xylenes,Styrene,Bromoform,1,2,4-Trichlorobenzene,1,2,3-Trichlorobenzene those compounds are passing on Linear Regression.
The Continuous Calibration met the requirements.
The Tuning criteria met requirements.

CHEMTECH
284 Sheffield Street, Mountainside, NJ 07092 Phone: 908 789 8900 Fax: 908 789 8922

Sample 152140-DDC-2-PD was diluted due to high concentration.

E. Additional Comments:

Please use %D calculated based on Avg RF and CCRF for all compounds using Average Response Factor when the %RSD value for a compound is <15% for the Initial Calibration curve and use %D calculated based on Amount added and Calculated amount for all compounds using Linear Regression when the %RSD value for a compound is > 15% for the Initial Calibration curve for SW-846 analysis.

F. Manual Integration Comments:
Please refer to the Manual integration Report included with the Run Logs for information on the manual integrations performed.

I certify that the data package is in compliance with the terms and conditions of the contract, both technically and for completeness, for other than the conditions detailed above. The laboratory manager or his designee, as verified by the following signature has authorized release of the data contained in this hard copy data package.

Signature__ N. N. Pandya

APPROVED
By Nimisha Pandya, QA/QC Supervisor at 3:29 pm, Aug 04, 2021

DATA REPORTING QUALIFIERS- ORGANIC

For reporting results, the following " Results Qualifiers" are used:

Value	If the result is a value greater than or equal to the detection limit, report the value
U	Indicates the compound was analyzed for but was not detected. Report the minimum detection limit for the sample with the U, i.e. "10 U". This is not necessarily the instrument detection limit attainable for this particular sample based on any concentration or dilution that may have been required.
ND	Indicates the analyte was analyzed for, but not detected
J	Indicates an estimated value**.** This flag is used: (1) When estimating a concentration for a tentatively identified compound (library search hits, where a 1:1 response is assumed.) (2) When the mass spectral data indicated the identification, however the result was less than the specified detection limit greater than zero. If the detection limit was 10ug/L and a concentration of 3 ug/L was calculated report as 3 J. This is flag is used when similar situation arise on any organic parameter i.e. Pest, PCB and others.
B	Indicates the analyte was found in the blank as well as the sample report as "12 B".
E	Indicates the analyte 's concentration exceeds the calibrated range of the instrument for that specific analysis.
D	This flag identifies all compounds identified in an analysis at a secondary dilution factor.
P	This flag is used for Pesticide/PCB target analyte when there is >25% difference for detected concentrations between the two GC columns. The lower of the two values is reported on Form 1 and flagged with a "P".
N	This flag indicates presumptive evidence of a compound. This is only used for tentatively identified compounds (TICs), where the identification is based on a mass spectral library search. It applies to all TIC results. For generic characterization of a TIC, such as chlorinated hydrocarbon, the flag is not used.
A	This flag indicates that a Tentatively Identified Compound is a suspected aldol-condensation product.
Q	Indicates the LCS did not meet the control limits requirements

APPENDIX A

QA REVIEW GENERAL DOCUMENTATION

Project #: M3147

	Completed
For thorough review, the report must have the following:	
GENERAL:	
Are all original paperwork present (chain of custody, record of communication,airbill, sample management lab chronicle, login page)	✓
Check chain-of-custody for proper relinquish/return of samples	✓
Is the chain of custody signed and complete	✓
Check internal chain-of-custody for proper relinquish/return of samples /sample extracts	✓
Collect information for each project id from server. Were all requirements followed	✓
COVER PAGE:	
Do numbers of samples correspond to the number of samples in the Chain of Custody on login page	✓
Do lab numbers and client Ids on cover page agree with the Chain of Custody	✓
CHAIN OF CUSTODY:	
Do requested analyses on Chain of Custody agree with form I results	✓
Do requested analyses on Chain of Custody agree with the log-in page	✓
Were the correct method log-in for analysis according to the Analytical Request and Chain of Castody	✓
Were the samples received within hold time	✓
Were any problems found with the samples at arrival recorded in the Sample Management Laboratory Chronicle	✓
ANALYTICAL:	
Was method requirement followed?	✓
Was client requirement followed?	✓
Does the case narrative summarize all QC failure?	✓
All runlogs and manual integration are reviewed for requirements	✓
All manual calculations and /or hand notations verified	✓

1st Level QA Review Signature: SOHIL JODHANI **Date:** 08/02/2021

2nd Level QA Review Signature: N. N. Pandya **Date:**

APPROVED
By Nimisha Pandya, QA/QC Supervisor at 3:29 pm, Aug 04, 2021

CHEMTECH
284 Sheffield Street, Mountainside, New Jersey - 07092
Phone: (908) 789 8900 Fax: (908) 789 8922

LAB CHRONICLE

OrderID:	M3147	**OrderDate:**	7/22/2021 12:42:00 PM
Client:	EA Engineering Science & Technology	**Project:**	NYSDEC - National Heatset
Contact:	Emily Cummings	**Location:**	VOA Ref. #3 Water

LabID	ClientID	Matrix	Test	Method	Sample Date	Prep Date	Anal Date	Received
M3147-01	**152140-MW-5D**	**Water**			**07/21/21**			**07/22/21**
			VOC-TCLVOA-10	8260-Low			07/23/21	
M3147-02	**152140-MW-5S**	**Water**			**07/21/21**			**07/22/21**
			VOC-TCLVOA-10	8260-Low			07/23/21	
M3147-03	**152140-MW-2A**	**Water**			**07/21/21**			**07/22/21**
			VOC-TCLVOA-10	8260-Low			07/23/21	
M3147-04	**152140-MW-3A(ONSITE)**	**Water**			**07/21/21**			**07/22/21**
			VOC-TCLVOA-10	8260-Low			07/23/21	
M3147-05	**152140-MW-9(ONSITE)**	**Water**			**07/21/21**			**07/22/21**
			VOC-TCLVOA-10	8260-Low			07/23/21	
M3147-06	**152140-MW-15S**	**Water**			**07/21/21**			**07/22/21**
			VOC-TCLVOA-10	8260-Low			07/23/21	
M3147-07	**152140-MW-4D(ONSITE)**	**Water**			**07/21/21**			**07/22/21**
			VOC-TCLVOA-10	8260-Low			07/26/21	
M3147-08	**152140-MW-2D(ONSITE)**	**Water**			**07/21/21**			**07/22/21**
			VOC-TCLVOA-10	8260-Low			07/26/21	
M3147-09	**152140-MW-H**	**Water**			**07/21/21**			**07/22/21**
			VOC-TCLVOA-10	8260-Low			07/26/21	
M3147-10	**152140-DDC-1-PS**	**Water**			**07/21/21**			**07/22/21**
			VOC-TCLVOA-10	8260-Low			07/29/21	
M3147-13	**152140-MW-4S(ONSITE)**	**Water**			**07/21/21**			**07/22/21**

LAB CHRONICLE

			VOC-TCLVOA-10	8260-Low		07/26/21	
M3147-14	**152140-DDC-3-PD**	**Water**			**07/21/21**		**07/22/21**
			VOC-TCLVOA-10	8260-Low		07/27/21	
M3147-15	**152140-MW-3D(ONSITE)**	**Water**			**07/21/21**		**07/22/21**
			VOC-TCLVOA-10	8260-Low		07/26/21	
M3147-16	**152140-MW2AD**	**Water**			**07/21/21**		**07/22/21**
			VOC-TCLVOA-10	8260-Low		07/26/21	
M3147-17	**152140-MW-2S(ONSITE)**	**Water**			**07/21/21**		**07/22/21**
			VOC-TCLVOA-10	8260-Low		07/26/21	
M3147-18	**152140-DDC-2-PD**	**Water**			**07/21/21**		**07/22/21**
			VOC-TCLVOA-10	8260-Low		07/27/21	
M3147-18DL	**152140-DDC-2-PDDL**	**Water**			**07/21/21**		**07/22/21**
			VOC-TCLVOA-10	8260-Low		07/29/21	
M3147-19	**152140-DDC-1-PDA**	**Water**			**07/21/21**		**07/22/21**
			VOC-TCLVOA-10	8260-Low		07/27/21	
M3147-20	**152140-RB-72021**	**Water**			**07/20/21**		**07/22/21**
			VOC-TCLVOA-10	8260-Low		07/27/21	
M3147-21	**152140-RB-72121**	**Water**			**07/21/21**		**07/22/21**
			VOC-TCLVOA-10	8260-Low		07/27/21	
M3147-22	**152140-TB**	**Water**			**07/12/21**		**07/22/21**
			VOC-TCLVOA-10	8260-Low		07/26/21	
M3147-23	**152140-FB-72121**	**Water**			**07/21/21**		**07/22/21**
			VOC-TCLVOA-10	8260-Low		07/27/21	

CHEMTECH 284 Sheffield Street, Mountainside, NJ 07092 Phone: 908 789 8900 Fax: 908 789 8922

Hit Summary Sheet
SW-846

SDG No.: M3147

Client: EA Engineering Science & Technology

Sample ID	Client ID	Matrix	Parameter		Concentration	C	MDL	RDL	Units
Client ID:	**152140-MW-5D**								
M3147-01	152140-MW-5D	Water	Acetone		2.90	J	1.60	5.00	ug/L
M3147-01	152140-MW-5D	Water	cis-1,2-Dichloroethene		3.80		0.22	1.00	ug/L
M3147-01	152140-MW-5D	Water	Trichloroethene		2.80		0.17	1.00	ug/L
M3147-01	152140-MW-5D	Water	Tetrachloroethene		53.00		0.17	1.00	ug/L
			Total Voc :		62.5				
M3147-01	152140-MW-5D	Water	sec-Butylbenzene	*	0.90	J	0.23	1.00	ug/L
			Total Tics :		0.9				
			Total Concentration:		63.4				
Client ID:	**152140-MW-5S**								
M3147-02	152140-MW-5S	Water	Acetone		3.10	J	1.60	5.00	ug/L
M3147-02	152140-MW-5S	Water	Tetrachloroethene		0.44	J	0.17	1.00	ug/L
			Total Voc :		3.54				
			Total Concentration:		3.54				
Client ID:	**152140-MW-2A**								
M3147-03	152140-MW-2A	Water	Acetone		2.70	J	1.60	5.00	ug/L
M3147-03	152140-MW-2A	Water	Tetrachloroethene		0.62	J	0.17	1.00	ug/L
			Total Voc :		3.32				
			Total Concentration:		3.32				
Client ID:	**152140-MW-3A(ONSITE)**								
M3147-04	152140-MW-3A(ONSITE	Water	Acetone		2.80	J	1.60	5.00	ug/L
M3147-04	152140-MW-3A(ONSITE	Water	Tetrachloroethene		1.30		0.17	1.00	ug/L
			Total Voc :		4.1				
			Total Concentration:		4.1				
Client ID:	**152140-MW-9(ONSITE)**								
M3147-05	152140-MW-9(ONSITE)	Water	Acetone		3.60	J	1.60	5.00	ug/L
M3147-05	152140-MW-9(ONSITE)	Water	Trichloroethene		0.89	J	0.17	1.00	ug/L
M3147-05	152140-MW-9(ONSITE)	Water	Tetrachloroethene		0.63	J	0.17	1.00	ug/L
			Total Voc :		5.12				
			Total Concentration:		5.12				
Client ID:	**152140-MW-15S**								
M3147-06	152140-MW-15S	Water	Acetone		3.20	J	1.60	5.00	ug/L
M3147-06	152140-MW-15S	Water	Chloroform		0.70	J	0.27	1.00	ug/L
M3147-06	152140-MW-15S	Water	Tetrachloroethene		29.80		0.17	1.00	ug/L
			Total Voc :		33.7				
			Total Concentration:		33.7				
Client ID:	**152140-MW-4D(ONSITE)**								
M3147-07	152140-MW-4D(ONSITE	Water	Acetone		2.50	J	1.60	5.00	ug/L
M3147-07	152140-MW-4D(ONSITE	Water	Trichloroethene		0.84	J	0.17	1.00	ug/L
M3147-07	152140-MW-4D(ONSITE	Water	Tetrachloroethene		19.40		0.17	1.00	ug/L

Hit Summary Sheet
SW-846

SDG No.: M3147

Client: EA Engineering Science & Technology

Sample ID	Client ID	Matrix	Parameter		Concentration	C	MDL	RDL	Units
			Total Voc :		22.74				
M3147-07	152140-MW-4D(ONSITE	Water	Hexachloroethane	*	1.10	J	0.34	1.00	ug/L
M3147-07	152140-MW-4D(ONSITE	Water	Naphthalene	*	3.40	J	0.26	1.00	ug/L
			Total Tics :		4.5				
			Total Concentration:		27.24				
Client ID:	**152140-MW-2D(ONSITE)**								
M3147-08	152140-MW-2D(ONSITE	Water	Acetone		2.50	J	1.60	5.00	ug/L
M3147-08	152140-MW-2D(ONSITE	Water	Trichloroethene		0.91	J	0.17	1.00	ug/L
M3147-08	152140-MW-2D(ONSITE	Water	Tetrachloroethene		10.60		0.17	1.00	ug/L
			Total Voc :		14.01				
			Total Concentration:		14.01				
Client ID:	**152140-MW-H**								
M3147-09	152140-MW-H	Water	Acetone		2.70	J	1.60	5.00	ug/L
M3147-09	152140-MW-H	Water	Trichloroethene		0.74	J	0.17	1.00	ug/L
M3147-09	152140-MW-H	Water	Tetrachloroethene		0.92	J	0.17	1.00	ug/L
			Total Voc :		4.36				
			Total Concentration:		4.36				
Client ID:	**152140-DDC-1-PS**								
M3147-10	152140-DDC-1-PS	Water	Acetone		2.80	J	1.60	5.00	ug/L
M3147-10	152140-DDC-1-PS	Water	Tetrachloroethene		1.90		0.17	1.00	ug/L
			Total Voc :		4.7				
			Total Concentration:		4.7				
Client ID:	**152140-MW-4S(ONSITE)**								
M3147-13	152140-MW-4S(ONSITE	Water	Acetone		3.70	J	1.60	5.00	ug/L
M3147-13	152140-MW-4S(ONSITE	Water	Methyl Acetate		1.00		0.47	1.00	ug/L
M3147-13	152140-MW-4S(ONSITE	Water	Trichloroethene		0.50	J	0.17	1.00	ug/L
M3147-13	152140-MW-4S(ONSITE	Water	Tetrachloroethene		2.70		0.17	1.00	ug/L
			Total Voc :		7.9				
			Total Concentration:		7.9				
Client ID:	**152140-DDC-3-PD**								
M3147-14	152140-DDC-3-PD	Water	Acetone		4.00	J	1.60	5.00	ug/L
M3147-14	152140-DDC-3-PD	Water	Chloroform		0.62	J	0.27	1.00	ug/L
M3147-14	152140-DDC-3-PD	Water	Tetrachloroethene		24.40		0.17	1.00	ug/L
			Total Voc :		29.02				
			Total Concentration:		29.02				
Client ID:	**152140-MW-3D(ONSITE)**								
M3147-15	152140-MW-3D(ONSITE	Water	Acetone		3.90	J	1.60	5.00	ug/L
M3147-15	152140-MW-3D(ONSITE	Water	Trichloroethene		1.50		0.17	1.00	ug/L
M3147-15	152140-MW-3D(ONSITE	Water	Tetrachloroethene		1.00		0.17	1.00	ug/L
			Total Voc :		6.4				
			Total Concentration:		6.4				

CHEMTECH 284 Sheffield Street, Mountainside, NJ 07092 Phone: 908 789 8900 Fax: 908 789 8922

Hit Summary Sheet
SW-846

SDG No.: M3147

Client: EA Engineering Science & Technology

Sample ID	Client ID	Matrix	Parameter		Concentration	C	MDL	RDL	Units
Client ID:	**152140-MW2AD**								
M3147-16	152140-MW2AD	Water	Acetone		3.40	J	1.60	5.00	ug/L
M3147-16	152140-MW2AD	Water	cis-1,2-Dichloroethene		11.50		0.22	1.00	ug/L
M3147-16	152140-MW2AD	Water	Trichloroethene		5.90		0.17	1.00	ug/L
M3147-16	152140-MW2AD	Water	Tetrachloroethene		11.30		0.17	1.00	ug/L
			Total Voc :		32.1				
M3147-16	152140-MW2AD	Water	sec-Butylbenzene	*	0.76	J	0.23	1.00	ug/L
			Total Tics :		0.76				
			Total Concentration:		32.86				
Client ID:	**152140-MW-2S(ONSITE)**								
M3147-17	152140-MW-2S(ONSITE	Water	Acetone		2.80	J	1.60	5.00	ug/L
M3147-17	152140-MW-2S(ONSITE	Water	Tetrachloroethene		1.40		0.17	1.00	ug/L
			Total Voc :		4.2				
			Total Concentration:		4.2				
Client ID:	**152140-DDC-2-PD**								
M3147-18	152140-DDC-2-PD	Water	Acetone		3.30	J	1.60	5.00	ug/L
M3147-18	152140-DDC-2-PD	Water	Carbon Tetrachloride		1.40		0.27	1.00	ug/L
M3147-18	152140-DDC-2-PD	Water	Chloroform		0.84	J	0.27	1.00	ug/L
M3147-18	152140-DDC-2-PD	Water	Trichloroethene		1.50		0.17	1.00	ug/L
M3147-18	152140-DDC-2-PD	Water	Tetrachloroethene		1,300.00	E	0.17	1.00	ug/L
			Total Voc :		1307.04				
M3147-18	152140-DDC-2-PD	Water	Hexachloroethane	*	32.90	J	0.34	1.00	ug/L
			Total Tics :		32.9				
			Total Concentration:		1339.94				
Client ID:	**152140-DDC-2-PDDL**								
M3147-18DL	152140-DDC-2-PDDL	Water	Tetrachloroethene		1,100.00	D	3.30	20.0	ug/L
			Total Voc :		1100				
			Total Concentration:		1100				
Client ID:	**152140-DDC-1-PDA**								
M3147-19	152140-DDC-1-PDA	Water	Acetone		3.00	J	1.60	5.00	ug/L
M3147-19	152140-DDC-1-PDA	Water	Trichloroethene		0.45	J	0.17	1.00	ug/L
M3147-19	152140-DDC-1-PDA	Water	Tetrachloroethene		18.40		0.17	1.00	ug/L
			Total Voc :		21.85				
			Total Concentration:		21.85				
Client ID:	**152140-RB-72021**								
M3147-20	152140-RB-72021	Water	Acetone		53.60		1.60	5.00	ug/L
M3147-20	152140-RB-72021	Water	2-Butanone		4.50	J	0.90	5.00	ug/L
M3147-20	152140-RB-72021	Water	Toluene		1.90		0.22	1.00	ug/L
M3147-20	152140-RB-72021	Water	2-Hexanone		6.00		0.92	5.00	ug/L
M3147-20	152140-RB-72021	Water	m/p-Xylenes		0.74	J	0.32	2.00	ug/L

CHEMTECH 284 Sheffield Street, Mountainside, NJ 07092 Phone: 908 789 8900 Fax: 908 789 8922

Hit Summary Sheet
SW-846

SDG No.: M3147

Client: EA Engineering Science & Technology

Sample ID	Client ID	Matrix	Parameter		Concentration	C	MDL	RDL	Units
M3147-20	152140-RB-72021	Water	o-Xylene		0.34	J	0.19	1.00	ug/L
			Total Voc :		67.08				
M3147-20	152140-RB-72021	Water	Tert butyl alcohol	*	28.30	J	9.40	25.0	ug/L
			Total Tics :		28.3				
			Total Concentration:		95.38				
Client ID:	**152140-RB-72121**								
M3147-21	152140-RB-72121	Water	Acetone		58.00		1.60	5.00	ug/L
M3147-21	152140-RB-72121	Water	2-Butanone		4.70	J	0.90	5.00	ug/L
M3147-21	152140-RB-72121	Water	Toluene		2.00		0.22	1.00	ug/L
M3147-21	152140-RB-72121	Water	2-Hexanone		6.20		0.92	5.00	ug/L
M3147-21	152140-RB-72121	Water	m/p-Xylenes		0.77	J	0.32	2.00	ug/L
M3147-21	152140-RB-72121	Water	o-Xylene		0.41	J	0.19	1.00	ug/L
			Total Voc :		72.08				
M3147-21	152140-RB-72121	Water	Tert butyl alcohol	*	30.40	J	9.40	25.0	ug/L
M3147-21	152140-RB-72121	Water	Isopropyl Alcohol	*	5.10	J	0	1.00	ug/L
			Total Tics :		35.5				
			Total Concentration:		107.58				
Client ID:	**152140-FB-72121**								
M3147-23	152140-FB-72121	Water	Acetone		52.60		1.60	5.00	ug/L
M3147-23	152140-FB-72121	Water	2-Butanone		4.20	J	0.90	5.00	ug/L
M3147-23	152140-FB-72121	Water	Toluene		1.90		0.22	1.00	ug/L
M3147-23	152140-FB-72121	Water	2-Hexanone		5.80		0.92	5.00	ug/L
M3147-23	152140-FB-72121	Water	m/p-Xylenes		0.64	J	0.32	2.00	ug/L
M3147-23	152140-FB-72121	Water	o-Xylene		0.30	J	0.19	1.00	ug/L
			Total Voc :		65.44				
M3147-23	152140-FB-72121	Water	Tert butyl alcohol	*	29.10	J	9.40	25.0	ug/L
			Total Tics :		29.1				
			Total Concentration:		94.54				

SAMPLE DATA

Report of Analysis

Client:	EA Engineering Science & Technology	Date Collected:	07/21/21
Project:	NYSDEC - National Heatset	Date Received:	07/22/21
Client Sample ID:	152140-MW-5D	SDG No.:	M3147
Lab Sample ID:	M3147-01	Matrix:	Water
Analytical Method:	SW8260	% Moisture:	100
Sample Wt/Vol:	5 Units: mL	Final Vol:	5000 uL
Soil Aliquot Vol:	uL	Test:	VOC-TCLVOA-10
GC Column:	RXI-624 ID : 0.25	Level :	LOW

File ID/Qc Batch:	Dilution:	Prep Date	Date Analyzed	Prep Batch ID
VN067880.D	1		07/23/21 15:15	VN072321

CAS Number	Parameter	Conc.	Qualifier	MDL	LOQ / CRQL	Units
TARGETS						
75-71-8	Dichlorodifluoromethane	1.00	U	0.23	1.00	ug/L
74-87-3	Chloromethane	1.00	U	0.20	1.00	ug/L
75-01-4	Vinyl Chloride	1.00	U	0.19	1.00	ug/L
74-83-9	Bromomethane	5.00	U	0.87	5.00	ug/L
75-00-3	Chloroethane	1.00	U	0.35	1.00	ug/L
75-69-4	Trichlorofluoromethane	1.00	U	0.25	1.00	ug/L
76-13-1	1,1,2-Trichlorotrifluoroethane	1.00	U	0.21	1.00	ug/L
75-35-4	1,1-Dichloroethene	1.00	U	0.26	1.00	ug/L
67-64-1	Acetone	2.90	J	1.60	5.00	ug/L
75-15-0	Carbon Disulfide	1.00	U	0.25	1.00	ug/L
1634-04-4	Methyl tert-butyl Ether	1.00	U	0.22	1.00	ug/L
79-20-9	Methyl Acetate	1.00	U	0.47	1.00	ug/L
75-09-2	Methylene Chloride	1.00	U	0.18	1.00	ug/L
156-60-5	trans-1,2-Dichloroethene	1.00	U	0.19	1.00	ug/L
75-34-3	1,1-Dichloroethane	1.00	U	0.21	1.00	ug/L
110-82-7	Cyclohexane	5.00	U	1.30	5.00	ug/L
78-93-3	2-Butanone	5.00	U	0.90	5.00	ug/L
56-23-5	Carbon Tetrachloride	1.00	U	0.27	1.00	ug/L
156-59-2	cis-1,2-Dichloroethene	3.80		0.22	1.00	ug/L
74-97-5	Bromochloromethane	1.00	U	0.26	1.00	ug/L
67-66-3	Chloroform	1.00	U	0.27	1.00	ug/L
71-55-6	1,1,1-Trichloroethane	1.00	U	0.20	1.00	ug/L
108-87-2	Methylcyclohexane	1.00	U	0.14	1.00	ug/L
71-43-2	Benzene	1.00	U	0.18	1.00	ug/L
107-06-2	1,2-Dichloroethane	1.00	U	0.25	1.00	ug/L
79-01-6	Trichloroethene	2.80		0.17	1.00	ug/L
78-87-5	1,2-Dichloropropane	1.00	U	0.17	1.00	ug/L
75-27-4	Bromodichloromethane	1.00	U	0.20	1.00	ug/L
108-10-1	4-Methyl-2-Pentanone	5.00	U	0.87	5.00	ug/L
108-88-3	Toluene	1.00	U	0.22	1.00	ug/L
10061-02-6	t-1,3-Dichloropropene	1.00	U	0.18	1.00	ug/L
10061-01-5	cis-1,3-Dichloropropene	1.00	U	0.17	1.00	ug/L

Report of Analysis

Client:	EA Engineering Science & Technology	Date Collected:	07/21/21
Project:	NYSDEC - National Heatset	Date Received:	07/22/21
Client Sample ID:	152140-MW-5D	SDG No.:	M3147
Lab Sample ID:	M3147-01	Matrix:	Water
Analytical Method:	SW8260	% Moisture:	100
Sample Wt/Vol:	5 Units: mL	Final Vol:	5000 uL
Soil Aliquot Vol:	uL	Test:	VOC-TCLVOA-10
GC Column:	RXI-624 ID : 0.25	Level :	LOW

File ID/Qc Batch:	Dilution:	Prep Date	Date Analyzed	Prep Batch ID
VN067880.D	1		07/23/21 15:15	VN072321

CAS Number	Parameter	Conc.	Qualifier	MDL	LOQ / CRQL	Units
79-00-5	1,1,2-Trichloroethane	1.00	U	0.24	1.00	ug/L
591-78-6	2-Hexanone	5.00	U	0.92	5.00	ug/L
124-48-1	Dibromochloromethane	1.00	U	0.18	1.00	ug/L
106-93-4	1,2-Dibromoethane	1.00	U	0.16	1.00	ug/L
127-18-4	Tetrachloroethene	53.0		0.17	1.00	ug/L
108-90-7	Chlorobenzene	1.00	U	0.17	1.00	ug/L
100-41-4	Ethyl Benzene	1.00	U	0.18	1.00	ug/L
179601-23-1	m/p-Xylenes	2.00	U	0.32	2.00	ug/L
95-47-6	o-Xylene	1.00	U	0.19	1.00	ug/L
100-42-5	Styrene	1.00	U	0.16	1.00	ug/L
75-25-2	Bromoform	1.00	U	0.19	1.00	ug/L
98-82-8	Isopropylbenzene	1.00	U	0.23	1.00	ug/L
79-34-5	1,1,2,2-Tetrachloroethane	1.00	U	0.29	1.00	ug/L
541-73-1	1,3-Dichlorobenzene	1.00	U	0.19	1.00	ug/L
106-46-7	1,4-Dichlorobenzene	1.00	U	0.20	1.00	ug/L
95-50-1	1,2-Dichlorobenzene	1.00	U	0.19	1.00	ug/L
96-12-8	1,2-Dibromo-3-Chloropropane	1.00	U	0.47	1.00	ug/L
120-82-1	1,2,4-Trichlorobenzene	1.00	U	0.30	1.00	ug/L
87-61-6	1,2,3-Trichlorobenzene	1.00	U	0.35	1.00	ug/L
SURROGATES						
17060-07-0	1,2-Dichloroethane-d4	52.5		78 - 117	105%	SPK: 50
1868-53-7	Dibromofluoromethane	50.8		75 - 124	102%	SPK: 50
2037-26-5	Toluene-d8	51.0		92 - 112	102%	SPK: 50
460-00-4	4-Bromofluorobenzene	47.9		83 - 123	96%	SPK: 50
INTERNAL STANDARDS						
363-72-4	Pentafluorobenzene	283000	8.088			
540-36-3	1,4-Difluorobenzene	542000	8.971			
3114-55-4	Chlorobenzene-d5	533000	11.747			
3855-82-1	1,4-Dichlorobenzene-d4	189000	13.678			
TENTATIVE IDENTIFIED COMPOUNDS						
135-98-8	sec-Butylbenzene	0.90	J		13.5	ug/L

Report of Analysis

Client:	EA Engineering Science & Technology	Date Collected:	07/21/21
Project:	NYSDEC - National Heatset	Date Received:	07/22/21
Client Sample ID:	152140-MW-5D	SDG No.:	M3147
Lab Sample ID:	M3147-01	Matrix:	Water
Analytical Method:	SW8260	% Moisture:	100
Sample Wt/Vol:	5 Units: mL	Final Vol:	5000 uL
Soil Aliquot Vol:	uL	Test:	VOC-TCLVOA-10
GC Column:	RXI-624 ID : 0.25	Level :	LOW

File ID/Qc Batch:	Dilution:	Prep Date	Date Analyzed	Prep Batch ID
VN067880.D	1		07/23/21 15:15	VN072321

CAS Number	Parameter	Conc.	Qualifier	MDL	LOQ / CRQL	Units

U = Not Detected
LOQ = Limit of Quantitation
MDL = Method Detection Limit
LOD = Limit of Detection
E = Value Exceeds Calibration Range
Q = indicates LCS control criteria did not meet requirements
M = MS/MSD acceptance criteria did not meet requirements

J = Estimated Value
B = Analyte Found in Associated Method Blank
N = Presumptive Evidence of a Compound
* = Values outside of QC limits
D = Dilution
() = Laboratory InHouse Limit
A = Aldol-Condensation Reaction Products

Report of Analysis

Client:	EA Engineering Science & Technology	Date Collected:	07/21/21
Project:	NYSDEC - National Heatset	Date Received:	07/22/21
Client Sample ID:	152140-MW-5S	SDG No.:	M3147
Lab Sample ID:	M3147-02	Matrix:	Water
Analytical Method:	SW8260	% Moisture:	100
Sample Wt/Vol:	5 Units: mL	Final Vol:	5000 uL
Soil Aliquot Vol:	uL	Test:	VOC-TCLVOA-10
GC Column:	RXI-624 ID : 0.25	Level :	LOW

File ID/Qc Batch:	Dilution:	Prep Date	Date Analyzed	Prep Batch ID
VN067881.D	1		07/23/21 15:39	VN072321

CAS Number	Parameter	Conc.	Qualifier	MDL	LOQ / CRQL	Units
TARGETS						
75-71-8	Dichlorodifluoromethane	1.00	U	0.23	1.00	ug/L
74-87-3	Chloromethane	1.00	U	0.20	1.00	ug/L
75-01-4	Vinyl Chloride	1.00	U	0.19	1.00	ug/L
74-83-9	Bromomethane	5.00	U	0.87	5.00	ug/L
75-00-3	Chloroethane	1.00	U	0.35	1.00	ug/L
75-69-4	Trichlorofluoromethane	1.00	U	0.25	1.00	ug/L
76-13-1	1,1,2-Trichlorotrifluoroethane	1.00	U	0.21	1.00	ug/L
75-35-4	1,1-Dichloroethene	1.00	U	0.26	1.00	ug/L
67-64-1	Acetone	3.10	J	1.60	5.00	ug/L
75-15-0	Carbon Disulfide	1.00	U	0.25	1.00	ug/L
1634-04-4	Methyl tert-butyl Ether	1.00	U	0.22	1.00	ug/L
79-20-9	Methyl Acetate	1.00	U	0.47	1.00	ug/L
75-09-2	Methylene Chloride	1.00	U	0.18	1.00	ug/L
156-60-5	trans-1,2-Dichloroethene	1.00	U	0.19	1.00	ug/L
75-34-3	1,1-Dichloroethane	1.00	U	0.21	1.00	ug/L
110-82-7	Cyclohexane	5.00	U	1.30	5.00	ug/L
78-93-3	2-Butanone	5.00	U	0.90	5.00	ug/L
56-23-5	Carbon Tetrachloride	1.00	U	0.27	1.00	ug/L
156-59-2	cis-1,2-Dichloroethene	1.00	U	0.22	1.00	ug/L
74-97-5	Bromochloromethane	1.00	U	0.26	1.00	ug/L
67-66-3	Chloroform	1.00	U	0.27	1.00	ug/L
71-55-6	1,1,1-Trichloroethane	1.00	U	0.20	1.00	ug/L
108-87-2	Methylcyclohexane	1.00	U	0.14	1.00	ug/L
71-43-2	Benzene	1.00	U	0.18	1.00	ug/L
107-06-2	1,2-Dichloroethane	1.00	U	0.25	1.00	ug/L
79-01-6	Trichloroethene	1.00	U	0.17	1.00	ug/L
78-87-5	1,2-Dichloropropane	1.00	U	0.17	1.00	ug/L
75-27-4	Bromodichloromethane	1.00	U	0.20	1.00	ug/L
108-10-1	4-Methyl-2-Pentanone	5.00	U	0.87	5.00	ug/L
108-88-3	Toluene	1.00	U	0.22	1.00	ug/L
10061-02-6	t-1,3-Dichloropropene	1.00	U	0.18	1.00	ug/L
10061-01-5	cis-1,3-Dichloropropene	1.00	U	0.17	1.00	ug/L

Report of Analysis

Client:	EA Engineering Science & Technology	Date Collected:	07/21/21
Project:	NYSDEC - National Heatset	Date Received:	07/22/21
Client Sample ID:	152140-MW-5S	SDG No.:	M3147
Lab Sample ID:	M3147-02	Matrix:	Water
Analytical Method:	SW8260	% Moisture:	100
Sample Wt/Vol:	5 Units: mL	Final Vol:	5000 uL
Soil Aliquot Vol:	uL	Test:	VOC-TCLVOA-10
GC Column:	RXI-624 ID : 0.25	Level :	LOW

File ID/Qc Batch:	Dilution:	Prep Date	Date Analyzed	Prep Batch ID
VN067881.D	1		07/23/21 15:39	VN072321

CAS Number	Parameter	Conc.	Qualifier	MDL	LOQ / CRQL	Units
79-00-5	1,1,2-Trichloroethane	1.00	U	0.24	1.00	ug/L
591-78-6	2-Hexanone	5.00	U	0.92	5.00	ug/L
124-48-1	Dibromochloromethane	1.00	U	0.18	1.00	ug/L
106-93-4	1,2-Dibromoethane	1.00	U	0.16	1.00	ug/L
127-18-4	Tetrachloroethene	0.44	J	0.17	1.00	ug/L
108-90-7	Chlorobenzene	1.00	U	0.17	1.00	ug/L
100-41-4	Ethyl Benzene	1.00	U	0.18	1.00	ug/L
179601-23-1	m/p-Xylenes	2.00	U	0.32	2.00	ug/L
95-47-6	o-Xylene	1.00	U	0.19	1.00	ug/L
100-42-5	Styrene	1.00	U	0.16	1.00	ug/L
75-25-2	Bromoform	1.00	U	0.19	1.00	ug/L
98-82-8	Isopropylbenzene	1.00	U	0.23	1.00	ug/L
79-34-5	1,1,2,2-Tetrachloroethane	1.00	U	0.29	1.00	ug/L
541-73-1	1,3-Dichlorobenzene	1.00	U	0.19	1.00	ug/L
106-46-7	1,4-Dichlorobenzene	1.00	U	0.20	1.00	ug/L
95-50-1	1,2-Dichlorobenzene	1.00	U	0.19	1.00	ug/L
96-12-8	1,2-Dibromo-3-Chloropropane	1.00	U	0.47	1.00	ug/L
120-82-1	1,2,4-Trichlorobenzene	1.00	U	0.30	1.00	ug/L
87-61-6	1,2,3-Trichlorobenzene	1.00	U	0.35	1.00	ug/L
SURROGATES						
17060-07-0	1,2-Dichloroethane-d4	52.6		78 - 117	105%	SPK: 50
1868-53-7	Dibromofluoromethane	50.8		75 - 124	102%	SPK: 50
2037-26-5	Toluene-d8	50.5		92 - 112	101%	SPK: 50
460-00-4	4-Bromofluorobenzene	46.1		83 - 123	92%	SPK: 50
INTERNAL STANDARDS						
363-72-4	Pentafluorobenzene	295000	8.088			
540-36-3	1,4-Difluorobenzene	562000	8.971			
3114-55-4	Chlorobenzene-d5	526000	11.749			
3855-82-1	1,4-Dichlorobenzene-d4	183000	13.677			

Report of Analysis

Client:	EA Engineering Science & Technology	Date Collected:	07/21/21
Project:	NYSDEC - National Heatset	Date Received:	07/22/21
Client Sample ID:	152140-MW-5S	SDG No.:	M3147
Lab Sample ID:	M3147-02	Matrix:	Water
Analytical Method:	SW8260	% Moisture:	100
Sample Wt/Vol:	5 Units: mL	Final Vol:	5000 uL
Soil Aliquot Vol:	uL	Test:	VOC-TCLVOA-10
GC Column:	RXI-624 ID : 0.25	Level :	LOW

File ID/Qc Batch:	Dilution:	Prep Date	Date Analyzed	Prep Batch ID
VN067881.D	1		07/23/21 15:39	VN072321

CAS Number	Parameter	Conc.	Qualifier	MDL	LOQ / CRQL	Units

U = Not Detected
LOQ = Limit of Quantitation
MDL = Method Detection Limit
LOD = Limit of Detection
E = Value Exceeds Calibration Range
Q = indicates LCS control criteria did not meet requirements
M = MS/MSD acceptance criteria did not meet requirements

J = Estimated Value
B = Analyte Found in Associated Method Blank
N = Presumptive Evidence of a Compound
* = Values outside of QC limits
D = Dilution
() = Laboratory InHouse Limit
A = Aldol-Condensation Reaction Products

Report of Analysis

Client:	EA Engineering Science & Technology	Date Collected:	07/21/21
Project:	NYSDEC - National Heatset	Date Received:	07/22/21
Client Sample ID:	152140-MW-2A	SDG No.:	M3147
Lab Sample ID:	M3147-03	Matrix:	Water
Analytical Method:	SW8260	% Moisture:	100
Sample Wt/Vol:	5 Units: mL	Final Vol:	5000 uL
Soil Aliquot Vol:	uL	Test:	VOC-TCLVOA-10
GC Column:	RXI-624 ID : 0.25	Level :	LOW

File ID/Qc Batch:	Dilution:	Prep Date	Date Analyzed	Prep Batch ID
VN067882.D	1		07/23/21 16:04	VN072321

CAS Number	Parameter	Conc.	Qualifier	MDL	LOQ / CRQL	Units
TARGETS						
75-71-8	Dichlorodifluoromethane	1.00	U	0.23	1.00	ug/L
74-87-3	Chloromethane	1.00	U	0.20	1.00	ug/L
75-01-4	Vinyl Chloride	1.00	U	0.19	1.00	ug/L
74-83-9	Bromomethane	5.00	U	0.87	5.00	ug/L
75-00-3	Chloroethane	1.00	U	0.35	1.00	ug/L
75-69-4	Trichlorofluoromethane	1.00	U	0.25	1.00	ug/L
76-13-1	1,1,2-Trichlorotrifluoroethane	1.00	U	0.21	1.00	ug/L
75-35-4	1,1-Dichloroethene	1.00	U	0.26	1.00	ug/L
67-64-1	Acetone	2.70	J	1.60	5.00	ug/L
75-15-0	Carbon Disulfide	1.00	U	0.25	1.00	ug/L
1634-04-4	Methyl tert-butyl Ether	1.00	U	0.22	1.00	ug/L
79-20-9	Methyl Acetate	1.00	U	0.47	1.00	ug/L
75-09-2	Methylene Chloride	1.00	U	0.18	1.00	ug/L
156-60-5	trans-1,2-Dichloroethene	1.00	U	0.19	1.00	ug/L
75-34-3	1,1-Dichloroethane	1.00	U	0.21	1.00	ug/L
110-82-7	Cyclohexane	5.00	U	1.30	5.00	ug/L
78-93-3	2-Butanone	5.00	U	0.90	5.00	ug/L
56-23-5	Carbon Tetrachloride	1.00	U	0.27	1.00	ug/L
156-59-2	cis-1,2-Dichloroethene	1.00	U	0.22	1.00	ug/L
74-97-5	Bromochloromethane	1.00	U	0.26	1.00	ug/L
67-66-3	Chloroform	1.00	U	0.27	1.00	ug/L
71-55-6	1,1,1-Trichloroethane	1.00	U	0.20	1.00	ug/L
108-87-2	Methylcyclohexane	1.00	U	0.14	1.00	ug/L
71-43-2	Benzene	1.00	U	0.18	1.00	ug/L
107-06-2	1,2-Dichloroethane	1.00	U	0.25	1.00	ug/L
79-01-6	Trichloroethene	1.00	U	0.17	1.00	ug/L
78-87-5	1,2-Dichloropropane	1.00	U	0.17	1.00	ug/L
75-27-4	Bromodichloromethane	1.00	U	0.20	1.00	ug/L
108-10-1	4-Methyl-2-Pentanone	5.00	U	0.87	5.00	ug/L
108-88-3	Toluene	1.00	U	0.22	1.00	ug/L
10061-02-6	t-1,3-Dichloropropene	1.00	U	0.18	1.00	ug/L
10061-01-5	cis-1,3-Dichloropropene	1.00	U	0.17	1.00	ug/L

Report of Analysis

Client:	EA Engineering Science & Technology	Date Collected:	07/21/21
Project:	NYSDEC - National Heatset	Date Received:	07/22/21
Client Sample ID:	152140-MW-2A	SDG No.:	M3147
Lab Sample ID:	M3147-03	Matrix:	Water
Analytical Method:	SW8260	% Moisture:	100
Sample Wt/Vol:	5 Units: mL	Final Vol:	5000 uL
Soil Aliquot Vol:	uL	Test:	VOC-TCLVOA-10
GC Column:	RXI-624 ID : 0.25	Level :	LOW

File ID/Qc Batch:	Dilution:	Prep Date	Date Analyzed	Prep Batch ID
VN067882.D	1		07/23/21 16:04	VN072321

CAS Number	Parameter	Conc.	Qualifier	MDL	LOQ / CRQL	Units
79-00-5	1,1,2-Trichloroethane	1.00	U	0.24	1.00	ug/L
591-78-6	2-Hexanone	5.00	U	0.92	5.00	ug/L
124-48-1	Dibromochloromethane	1.00	U	0.18	1.00	ug/L
106-93-4	1,2-Dibromoethane	1.00	U	0.16	1.00	ug/L
127-18-4	Tetrachloroethene	0.62	J	0.17	1.00	ug/L
108-90-7	Chlorobenzene	1.00	U	0.17	1.00	ug/L
100-41-4	Ethyl Benzene	1.00	U	0.18	1.00	ug/L
179601-23-1	m/p-Xylenes	2.00	U	0.32	2.00	ug/L
95-47-6	o-Xylene	1.00	U	0.19	1.00	ug/L
100-42-5	Styrene	1.00	U	0.16	1.00	ug/L
75-25-2	Bromoform	1.00	U	0.19	1.00	ug/L
98-82-8	Isopropylbenzene	1.00	U	0.23	1.00	ug/L
79-34-5	1,1,2,2-Tetrachloroethane	1.00	U	0.29	1.00	ug/L
541-73-1	1,3-Dichlorobenzene	1.00	U	0.19	1.00	ug/L
106-46-7	1,4-Dichlorobenzene	1.00	U	0.20	1.00	ug/L
95-50-1	1,2-Dichlorobenzene	1.00	U	0.19	1.00	ug/L
96-12-8	1,2-Dibromo-3-Chloropropane	1.00	U	0.47	1.00	ug/L
120-82-1	1,2,4-Trichlorobenzene	1.00	U	0.30	1.00	ug/L
87-61-6	1,2,3-Trichlorobenzene	1.00	U	0.35	1.00	ug/L
SURROGATES						
17060-07-0	1,2-Dichloroethane-d4	53.4		78 - 117	107%	SPK: 50
1868-53-7	Dibromofluoromethane	50.6		75 - 124	101%	SPK: 50
2037-26-5	Toluene-d8	50.3		92 - 112	101%	SPK: 50
460-00-4	4-Bromofluorobenzene	46.4		83 - 123	93%	SPK: 50
INTERNAL STANDARDS						
363-72-4	Pentafluorobenzene	286000	8.088			
540-36-3	1,4-Difluorobenzene	552000	8.971			
3114-55-4	Chlorobenzene-d5	522000	11.749			
3855-82-1	1,4-Dichlorobenzene-d4	184000	13.678			

Report of Analysis

Client:	EA Engineering Science & Technology	Date Collected:	07/21/21
Project:	NYSDEC - National Heatset	Date Received:	07/22/21
Client Sample ID:	152140-MW-2A	SDG No.:	M3147
Lab Sample ID:	M3147-03	Matrix:	Water
Analytical Method:	SW8260	% Moisture:	100
Sample Wt/Vol:	5 Units: mL	Final Vol:	5000 uL
Soil Aliquot Vol:	uL	Test:	VOC-TCLVOA-10
GC Column:	RXI-624 ID : 0.25	Level :	LOW

File ID/Qc Batch:	Dilution:	Prep Date	Date Analyzed	Prep Batch ID
VN067882.D	1		07/23/21 16:04	VN072321

CAS Number	Parameter	Conc.	Qualifier	MDL	LOQ / CRQL	Units

U = Not Detected
LOQ = Limit of Quantitation
MDL = Method Detection Limit
LOD = Limit of Detection
E = Value Exceeds Calibration Range
Q = indicates LCS control criteria did not meet requirements
M = MS/MSD acceptance criteria did not meet requirements

J = Estimated Value
B = Analyte Found in Associated Method Blank
N = Presumptive Evidence of a Compound
* = Values outside of QC limits
D = Dilution
() = Laboratory InHouse Limit
A = Aldol-Condensation Reaction Products

Report of Analysis

Client:	EA Engineering Science & Technology	Date Collected:	07/21/21
Project:	NYSDEC - National Heatset	Date Received:	07/22/21
Client Sample ID:	152140-MW-3A(ONSITE)	SDG No.:	M3147
Lab Sample ID:	M3147-04	Matrix:	Water
Analytical Method:	SW8260	% Moisture:	100
Sample Wt/Vol:	5 Units: mL	Final Vol:	5000 uL
Soil Aliquot Vol:	uL	Test:	VOC-TCLVOA-10
GC Column:	RXI-624 ID : 0.25	Level :	LOW

File ID/Qc Batch:	Dilution:	Prep Date	Date Analyzed	Prep Batch ID
VN067883.D	1		07/23/21 16:28	VN072321

CAS Number	Parameter	Conc.	Qualifier	MDL	LOQ / CRQL	Units
TARGETS						
75-71-8	Dichlorodifluoromethane	1.00	U	0.23	1.00	ug/L
74-87-3	Chloromethane	1.00	U	0.20	1.00	ug/L
75-01-4	Vinyl Chloride	1.00	U	0.19	1.00	ug/L
74-83-9	Bromomethane	5.00	U	0.87	5.00	ug/L
75-00-3	Chloroethane	1.00	U	0.35	1.00	ug/L
75-69-4	Trichlorofluoromethane	1.00	U	0.25	1.00	ug/L
76-13-1	1,1,2-Trichlorotrifluoroethane	1.00	U	0.21	1.00	ug/L
75-35-4	1,1-Dichloroethene	1.00	U	0.26	1.00	ug/L
67-64-1	Acetone	2.80	J	1.60	5.00	ug/L
75-15-0	Carbon Disulfide	1.00	U	0.25	1.00	ug/L
1634-04-4	Methyl tert-butyl Ether	1.00	U	0.22	1.00	ug/L
79-20-9	Methyl Acetate	1.00	U	0.47	1.00	ug/L
75-09-2	Methylene Chloride	1.00	U	0.18	1.00	ug/L
156-60-5	trans-1,2-Dichloroethene	1.00	U	0.19	1.00	ug/L
75-34-3	1,1-Dichloroethane	1.00	U	0.21	1.00	ug/L
110-82-7	Cyclohexane	5.00	U	1.30	5.00	ug/L
78-93-3	2-Butanone	5.00	U	0.90	5.00	ug/L
56-23-5	Carbon Tetrachloride	1.00	U	0.27	1.00	ug/L
156-59-2	cis-1,2-Dichloroethene	1.00	U	0.22	1.00	ug/L
74-97-5	Bromochloromethane	1.00	U	0.26	1.00	ug/L
67-66-3	Chloroform	1.00	U	0.27	1.00	ug/L
71-55-6	1,1,1-Trichloroethane	1.00	U	0.20	1.00	ug/L
108-87-2	Methylcyclohexane	1.00	U	0.14	1.00	ug/L
71-43-2	Benzene	1.00	U	0.18	1.00	ug/L
107-06-2	1,2-Dichloroethane	1.00	U	0.25	1.00	ug/L
79-01-6	Trichloroethene	1.00	U	0.17	1.00	ug/L
78-87-5	1,2-Dichloropropane	1.00	U	0.17	1.00	ug/L
75-27-4	Bromodichloromethane	1.00	U	0.20	1.00	ug/L
108-10-1	4-Methyl-2-Pentanone	5.00	U	0.87	5.00	ug/L
108-88-3	Toluene	1.00	U	0.22	1.00	ug/L
10061-02-6	t-1,3-Dichloropropene	1.00	U	0.18	1.00	ug/L
10061-01-5	cis-1,3-Dichloropropene	1.00	U	0.17	1.00	ug/L

Report of Analysis

Client:	EA Engineering Science & Technology	Date Collected:	07/21/21
Project:	NYSDEC - National Heatset	Date Received:	07/22/21
Client Sample ID:	152140-MW-3A(ONSITE)	SDG No.:	M3147
Lab Sample ID:	M3147-04	Matrix:	Water
Analytical Method:	SW8260	% Moisture:	100
Sample Wt/Vol:	5 Units: mL	Final Vol:	5000 uL
Soil Aliquot Vol:	uL	Test:	VOC-TCLVOA-10
GC Column:	RXI-624 ID : 0.25	Level :	LOW

File ID/Qc Batch:	Dilution:	Prep Date	Date Analyzed	Prep Batch ID
VN067883.D	1		07/23/21 16:28	VN072321

CAS Number	Parameter	Conc.	Qualifier	MDL	LOQ / CRQL	Units
79-00-5	1,1,2-Trichloroethane	1.00	U	0.24	1.00	ug/L
591-78-6	2-Hexanone	5.00	U	0.92	5.00	ug/L
124-48-1	Dibromochloromethane	1.00	U	0.18	1.00	ug/L
106-93-4	1,2-Dibromoethane	1.00	U	0.16	1.00	ug/L
127-18-4	Tetrachloroethene	1.30		0.17	1.00	ug/L
108-90-7	Chlorobenzene	1.00	U	0.17	1.00	ug/L
100-41-4	Ethyl Benzene	1.00	U	0.18	1.00	ug/L
179601-23-1	m/p-Xylenes	2.00	U	0.32	2.00	ug/L
95-47-6	o-Xylene	1.00	U	0.19	1.00	ug/L
100-42-5	Styrene	1.00	U	0.16	1.00	ug/L
75-25-2	Bromoform	1.00	U	0.19	1.00	ug/L
98-82-8	Isopropylbenzene	1.00	U	0.23	1.00	ug/L
79-34-5	1,1,2,2-Tetrachloroethane	1.00	U	0.29	1.00	ug/L
541-73-1	1,3-Dichlorobenzene	1.00	U	0.19	1.00	ug/L
106-46-7	1,4-Dichlorobenzene	1.00	U	0.20	1.00	ug/L
95-50-1	1,2-Dichlorobenzene	1.00	U	0.19	1.00	ug/L
96-12-8	1,2-Dibromo-3-Chloropropane	1.00	U	0.47	1.00	ug/L
120-82-1	1,2,4-Trichlorobenzene	1.00	U	0.30	1.00	ug/L
87-61-6	1,2,3-Trichlorobenzene	1.00	U	0.35	1.00	ug/L
SURROGATES						
17060-07-0	1,2-Dichloroethane-d4	53.5		78 - 117	107%	SPK: 50
1868-53-7	Dibromofluoromethane	50.5		75 - 124	101%	SPK: 50
2037-26-5	Toluene-d8	49.8		92 - 112	100%	SPK: 50
460-00-4	4-Bromofluorobenzene	45.7		83 - 123	91%	SPK: 50
INTERNAL STANDARDS						
363-72-4	Pentafluorobenzene	280000	8.086			
540-36-3	1,4-Difluorobenzene	541000	8.971			
3114-55-4	Chlorobenzene-d5	509000	11.746			
3855-82-1	1,4-Dichlorobenzene-d4	178000	13.677			

Report of Analysis

Client:	EA Engineering Science & Technology	Date Collected:	07/21/21
Project:	NYSDEC - National Heatset	Date Received:	07/22/21
Client Sample ID:	152140-MW-3A(ONSITE)	SDG No.:	M3147
Lab Sample ID:	M3147-04	Matrix:	Water
Analytical Method:	SW8260	% Moisture:	100
Sample Wt/Vol:	5 Units: mL	Final Vol:	5000 uL
Soil Aliquot Vol:	uL	Test:	VOC-TCLVOA-10
GC Column:	RXI-624 ID : 0.25	Level :	LOW

File ID/Qc Batch:	Dilution:	Prep Date	Date Analyzed	Prep Batch ID
VN067883.D	1		07/23/21 16:28	VN072321

CAS Number	Parameter	Conc.	Qualifier	MDL	LOQ / CRQL	Units

U = Not Detected
LOQ = Limit of Quantitation
MDL = Method Detection Limit
LOD = Limit of Detection
E = Value Exceeds Calibration Range
Q = indicates LCS control criteria did not meet requirements
M = MS/MSD acceptance criteria did not meet requirements

J = Estimated Value
B = Analyte Found in Associated Method Blank
N = Presumptive Evidence of a Compound
* = Values outside of QC limits
D = Dilution
() = Laboratory InHouse Limit
A = Aldol-Condensation Reaction Products

Report of Analysis

Client:	EA Engineering Science & Technology	Date Collected:	07/21/21
Project:	NYSDEC - National Heatset	Date Received:	07/22/21
Client Sample ID:	152140-MW-9(ONSITE)	SDG No.:	M3147
Lab Sample ID:	M3147-05	Matrix:	Water
Analytical Method:	SW8260	% Moisture:	100
Sample Wt/Vol:	5 Units: mL	Final Vol:	5000 uL
Soil Aliquot Vol:	uL	Test:	VOC-TCLVOA-10
GC Column:	RXI-624 ID : 0.25	Level :	LOW

File ID/Qc Batch:	Dilution:	Prep Date	Date Analyzed	Prep Batch ID
VN067884.D	1		07/23/21 16:53	VN072321

CAS Number	Parameter	Conc.	Qualifier	MDL	LOQ / CRQL	Units
TARGETS						
75-71-8	Dichlorodifluoromethane	1.00	U	0.23	1.00	ug/L
74-87-3	Chloromethane	1.00	U	0.20	1.00	ug/L
75-01-4	Vinyl Chloride	1.00	U	0.19	1.00	ug/L
74-83-9	Bromomethane	5.00	U	0.87	5.00	ug/L
75-00-3	Chloroethane	1.00	U	0.35	1.00	ug/L
75-69-4	Trichlorofluoromethane	1.00	U	0.25	1.00	ug/L
76-13-1	1,1,2-Trichlorotrifluoroethane	1.00	U	0.21	1.00	ug/L
75-35-4	1,1-Dichloroethene	1.00	U	0.26	1.00	ug/L
67-64-1	Acetone	3.60	J	1.60	5.00	ug/L
75-15-0	Carbon Disulfide	1.00	U	0.25	1.00	ug/L
1634-04-4	Methyl tert-butyl Ether	1.00	U	0.22	1.00	ug/L
79-20-9	Methyl Acetate	1.00	U	0.47	1.00	ug/L
75-09-2	Methylene Chloride	1.00	U	0.18	1.00	ug/L
156-60-5	trans-1,2-Dichloroethene	1.00	U	0.19	1.00	ug/L
75-34-3	1,1-Dichloroethane	1.00	U	0.21	1.00	ug/L
110-82-7	Cyclohexane	5.00	U	1.30	5.00	ug/L
78-93-3	2-Butanone	5.00	U	0.90	5.00	ug/L
56-23-5	Carbon Tetrachloride	1.00	U	0.27	1.00	ug/L
156-59-2	cis-1,2-Dichloroethene	1.00	U	0.22	1.00	ug/L
74-97-5	Bromochloromethane	1.00	U	0.26	1.00	ug/L
67-66-3	Chloroform	1.00	U	0.27	1.00	ug/L
71-55-6	1,1,1-Trichloroethane	1.00	U	0.20	1.00	ug/L
108-87-2	Methylcyclohexane	1.00	U	0.14	1.00	ug/L
71-43-2	Benzene	1.00	U	0.18	1.00	ug/L
107-06-2	1,2-Dichloroethane	1.00	U	0.25	1.00	ug/L
79-01-6	Trichloroethene	0.89	J	0.17	1.00	ug/L
78-87-5	1,2-Dichloropropane	1.00	U	0.17	1.00	ug/L
75-27-4	Bromodichloromethane	1.00	U	0.20	1.00	ug/L
108-10-1	4-Methyl-2-Pentanone	5.00	U	0.87	5.00	ug/L
108-88-3	Toluene	1.00	U	0.22	1.00	ug/L
10061-02-6	t-1,3-Dichloropropene	1.00	U	0.18	1.00	ug/L
10061-01-5	cis-1,3-Dichloropropene	1.00	U	0.17	1.00	ug/L

Report of Analysis

Client:	EA Engineering Science & Technology	Date Collected:	07/21/21
Project:	NYSDEC - National Heatset	Date Received:	07/22/21
Client Sample ID:	152140-MW-9(ONSITE)	SDG No.:	M3147
Lab Sample ID:	M3147-05	Matrix:	Water
Analytical Method:	SW8260	% Moisture:	100
Sample Wt/Vol:	5 Units: mL	Final Vol:	5000 uL
Soil Aliquot Vol:	uL	Test:	VOC-TCLVOA-10
GC Column:	RXI-624 ID : 0.25	Level :	LOW

File ID/Qc Batch:	Dilution:	Prep Date	Date Analyzed	Prep Batch ID
VN067884.D	1		07/23/21 16:53	VN072321

CAS Number	Parameter	Conc.	Qualifier	MDL	LOQ / CRQL	Units
79-00-5	1,1,2-Trichloroethane	1.00	U	0.24	1.00	ug/L
591-78-6	2-Hexanone	5.00	U	0.92	5.00	ug/L
124-48-1	Dibromochloromethane	1.00	U	0.18	1.00	ug/L
106-93-4	1,2-Dibromoethane	1.00	U	0.16	1.00	ug/L
127-18-4	Tetrachloroethene	0.63	J	0.17	1.00	ug/L
108-90-7	Chlorobenzene	1.00	U	0.17	1.00	ug/L
100-41-4	Ethyl Benzene	1.00	U	0.18	1.00	ug/L
179601-23-1	m/p-Xylenes	2.00	U	0.32	2.00	ug/L
95-47-6	o-Xylene	1.00	U	0.19	1.00	ug/L
100-42-5	Styrene	1.00	U	0.16	1.00	ug/L
75-25-2	Bromoform	1.00	U	0.19	1.00	ug/L
98-82-8	Isopropylbenzene	1.00	U	0.23	1.00	ug/L
79-34-5	1,1,2,2-Tetrachloroethane	1.00	U	0.29	1.00	ug/L
541-73-1	1,3-Dichlorobenzene	1.00	U	0.19	1.00	ug/L
106-46-7	1,4-Dichlorobenzene	1.00	U	0.20	1.00	ug/L
95-50-1	1,2-Dichlorobenzene	1.00	U	0.19	1.00	ug/L
96-12-8	1,2-Dibromo-3-Chloropropane	1.00	U	0.47	1.00	ug/L
120-82-1	1,2,4-Trichlorobenzene	1.00	U	0.30	1.00	ug/L
87-61-6	1,2,3-Trichlorobenzene	1.00	U	0.35	1.00	ug/L
SURROGATES						
17060-07-0	1,2-Dichloroethane-d4	53.7		78 - 117	107%	SPK: 50
1868-53-7	Dibromofluoromethane	50.5		75 - 124	101%	SPK: 50
2037-26-5	Toluene-d8	49.7		92 - 112	99%	SPK: 50
460-00-4	4-Bromofluorobenzene	45.0		83 - 123	90%	SPK: 50
INTERNAL STANDARDS						
363-72-4	Pentafluorobenzene	277000	8.088			
540-36-3	1,4-Difluorobenzene	539000	8.971			
3114-55-4	Chlorobenzene-d5	506000	11.749			
3855-82-1	1,4-Dichlorobenzene-d4	171000	13.678			

Report of Analysis

Client:	EA Engineering Science & Technology	Date Collected:	07/21/21
Project:	NYSDEC - National Heatset	Date Received:	07/22/21
Client Sample ID:	152140-MW-9(ONSITE)	SDG No.:	M3147
Lab Sample ID:	M3147-05	Matrix:	Water
Analytical Method:	SW8260	% Moisture:	100
Sample Wt/Vol:	5 Units: mL	Final Vol:	5000 uL
Soil Aliquot Vol:	uL	Test:	VOC-TCLVOA-10
GC Column:	RXI-624 ID : 0.25	Level :	LOW

File ID/Qc Batch:	Dilution:	Prep Date	Date Analyzed	Prep Batch ID
VN067884.D	1		07/23/21 16:53	VN072321

CAS Number	Parameter	Conc.	Qualifier	MDL	LOQ / CRQL	Units

U = Not Detected
LOQ = Limit of Quantitation
MDL = Method Detection Limit
LOD = Limit of Detection
E = Value Exceeds Calibration Range
Q = indicates LCS control criteria did not meet requirements
M = MS/MSD acceptance criteria did not meet requirements

J = Estimated Value
B = Analyte Found in Associated Method Blank
N = Presumptive Evidence of a Compound
* = Values outside of QC limits
D = Dilution
() = Laboratory InHouse Limit
A = Aldol-Condensation Reaction Products

Report of Analysis

Client:	EA Engineering Science & Technology	Date Collected:	07/21/21
Project:	NYSDEC - National Heatset	Date Received:	07/22/21
Client Sample ID:	152140-MW-15S	SDG No.:	M3147
Lab Sample ID:	M3147-06	Matrix:	Water
Analytical Method:	SW8260	% Moisture:	100
Sample Wt/Vol:	5 Units: mL	Final Vol:	5000 uL
Soil Aliquot Vol:	uL	Test:	VOC-TCLVOA-10
GC Column:	RXI-624 ID : 0.25	Level :	LOW

File ID/Qc Batch:	Dilution:	Prep Date	Date Analyzed	Prep Batch ID
VN067885.D	1		07/23/21 17:17	VN072321

CAS Number	Parameter	Conc.	Qualifier	MDL	LOQ / CRQL	Units
TARGETS						
75-71-8	Dichlorodifluoromethane	1.00	U	0.23	1.00	ug/L
74-87-3	Chloromethane	1.00	U	0.20	1.00	ug/L
75-01-4	Vinyl Chloride	1.00	U	0.19	1.00	ug/L
74-83-9	Bromomethane	5.00	U	0.87	5.00	ug/L
75-00-3	Chloroethane	1.00	U	0.35	1.00	ug/L
75-69-4	Trichlorofluoromethane	1.00	U	0.25	1.00	ug/L
76-13-1	1,1,2-Trichlorotrifluoroethane	1.00	U	0.21	1.00	ug/L
75-35-4	1,1-Dichloroethene	1.00	U	0.26	1.00	ug/L
67-64-1	Acetone	3.20	J	1.60	5.00	ug/L
75-15-0	Carbon Disulfide	1.00	U	0.25	1.00	ug/L
1634-04-4	Methyl tert-butyl Ether	1.00	U	0.22	1.00	ug/L
79-20-9	Methyl Acetate	1.00	U	0.47	1.00	ug/L
75-09-2	Methylene Chloride	1.00	U	0.18	1.00	ug/L
156-60-5	trans-1,2-Dichloroethene	1.00	U	0.19	1.00	ug/L
75-34-3	1,1-Dichloroethane	1.00	U	0.21	1.00	ug/L
110-82-7	Cyclohexane	5.00	U	1.30	5.00	ug/L
78-93-3	2-Butanone	5.00	U	0.90	5.00	ug/L
56-23-5	Carbon Tetrachloride	1.00	U	0.27	1.00	ug/L
156-59-2	cis-1,2-Dichloroethene	1.00	U	0.22	1.00	ug/L
74-97-5	Bromochloromethane	1.00	U	0.26	1.00	ug/L
67-66-3	Chloroform	0.70	J	0.27	1.00	ug/L
71-55-6	1,1,1-Trichloroethane	1.00	U	0.20	1.00	ug/L
108-87-2	Methylcyclohexane	1.00	U	0.14	1.00	ug/L
71-43-2	Benzene	1.00	U	0.18	1.00	ug/L
107-06-2	1,2-Dichloroethane	1.00	U	0.25	1.00	ug/L
79-01-6	Trichloroethene	1.00	U	0.17	1.00	ug/L
78-87-5	1,2-Dichloropropane	1.00	U	0.17	1.00	ug/L
75-27-4	Bromodichloromethane	1.00	U	0.20	1.00	ug/L
108-10-1	4-Methyl-2-Pentanone	5.00	U	0.87	5.00	ug/L
108-88-3	Toluene	1.00	U	0.22	1.00	ug/L
10061-02-6	t-1,3-Dichloropropene	1.00	U	0.18	1.00	ug/L
10061-01-5	cis-1,3-Dichloropropene	1.00	U	0.17	1.00	ug/L

Report of Analysis

Client:	EA Engineering Science & Technology	Date Collected:	07/21/21
Project:	NYSDEC - National Heatset	Date Received:	07/22/21
Client Sample ID:	152140-MW-15S	SDG No.:	M3147
Lab Sample ID:	M3147-06	Matrix:	Water
Analytical Method:	SW8260	% Moisture:	100
Sample Wt/Vol:	5 Units: mL	Final Vol:	5000 uL
Soil Aliquot Vol:	uL	Test:	VOC-TCLVOA-10
GC Column:	RXI-624 ID : 0.25	Level :	LOW

File ID/Qc Batch:	Dilution:	Prep Date	Date Analyzed	Prep Batch ID
VN067885.D	1		07/23/21 17:17	VN072321

CAS Number	Parameter	Conc.	Qualifier	MDL	LOQ / CRQL	Units
79-00-5	1,1,2-Trichloroethane	1.00	U	0.24	1.00	ug/L
591-78-6	2-Hexanone	5.00	U	0.92	5.00	ug/L
124-48-1	Dibromochloromethane	1.00	U	0.18	1.00	ug/L
106-93-4	1,2-Dibromoethane	1.00	U	0.16	1.00	ug/L
127-18-4	Tetrachloroethene	29.8		0.17	1.00	ug/L
108-90-7	Chlorobenzene	1.00	U	0.17	1.00	ug/L
100-41-4	Ethyl Benzene	1.00	U	0.18	1.00	ug/L
179601-23-1	m/p-Xylenes	2.00	U	0.32	2.00	ug/L
95-47-6	o-Xylene	1.00	U	0.19	1.00	ug/L
100-42-5	Styrene	1.00	U	0.16	1.00	ug/L
75-25-2	Bromoform	1.00	U	0.19	1.00	ug/L
98-82-8	Isopropylbenzene	1.00	U	0.23	1.00	ug/L
79-34-5	1,1,2,2-Tetrachloroethane	1.00	U	0.29	1.00	ug/L
541-73-1	1,3-Dichlorobenzene	1.00	U	0.19	1.00	ug/L
106-46-7	1,4-Dichlorobenzene	1.00	U	0.20	1.00	ug/L
95-50-1	1,2-Dichlorobenzene	1.00	U	0.19	1.00	ug/L
96-12-8	1,2-Dibromo-3-Chloropropane	1.00	U	0.47	1.00	ug/L
120-82-1	1,2,4-Trichlorobenzene	1.00	U	0.30	1.00	ug/L
87-61-6	1,2,3-Trichlorobenzene	1.00	U	0.35	1.00	ug/L
SURROGATES						
17060-07-0	1,2-Dichloroethane-d4	53.2		78 - 117	106%	SPK: 50
1868-53-7	Dibromofluoromethane	50.9		75 - 124	102%	SPK: 50
2037-26-5	Toluene-d8	50.3		92 - 112	101%	SPK: 50
460-00-4	4-Bromofluorobenzene	46.8		83 - 123	94%	SPK: 50
INTERNAL STANDARDS						
363-72-4	Pentafluorobenzene	278000	8.088			
540-36-3	1,4-Difluorobenzene	530000	8.971			
3114-55-4	Chlorobenzene-d5	507000	11.746			
3855-82-1	1,4-Dichlorobenzene-d4	178000	13.678			

Report of Analysis

Client:	EA Engineering Science & Technology	Date Collected:	07/21/21
Project:	NYSDEC - National Heatset	Date Received:	07/22/21
Client Sample ID:	152140-MW-15S	SDG No.:	M3147
Lab Sample ID:	M3147-06	Matrix:	Water
Analytical Method:	SW8260	% Moisture:	100
Sample Wt/Vol:	5 Units: mL	Final Vol:	5000 uL
Soil Aliquot Vol:	uL	Test:	VOC-TCLVOA-10
GC Column:	RXI-624 ID : 0.25	Level :	LOW

File ID/Qc Batch:	Dilution:	Prep Date	Date Analyzed	Prep Batch ID
VN067885.D	1		07/23/21 17:17	VN072321

CAS Number	Parameter	Conc.	Qualifier	MDL	LOQ / CRQL	Units

U = Not Detected
LOQ = Limit of Quantitation
MDL = Method Detection Limit
LOD = Limit of Detection
E = Value Exceeds Calibration Range
Q = indicates LCS control criteria did not meet requirements
M = MS/MSD acceptance criteria did not meet requirements

J = Estimated Value
B = Analyte Found in Associated Method Blank
N = Presumptive Evidence of a Compound
* = Values outside of QC limits
D = Dilution
() = Laboratory InHouse Limit
A = Aldol-Condensation Reaction Products

Report of Analysis

Client:	EA Engineering Science & Technology	Date Collected:	07/21/21
Project:	NYSDEC - National Heatset	Date Received:	07/22/21
Client Sample ID:	152140-MW-4D(ONSITE)	SDG No.:	M3147
Lab Sample ID:	M3147-07	Matrix:	Water
Analytical Method:	SW8260	% Moisture:	100
Sample Wt/Vol:	5 Units: mL	Final Vol:	5000 uL
Soil Aliquot Vol:	uL	Test:	VOC-TCLVOA-10
GC Column:	RXI-624 ID : 0.25	Level :	LOW

File ID/Qc Batch:	Dilution:	Prep Date	Date Analyzed	Prep Batch ID
VN067907.D	1		07/26/21 15:13	VN072621

CAS Number	Parameter	Conc.	Qualifier	MDL	LOQ / CRQL	Units
TARGETS						
75-71-8	Dichlorodifluoromethane	1.00	U	0.23	1.00	ug/L
74-87-3	Chloromethane	1.00	U	0.20	1.00	ug/L
75-01-4	Vinyl Chloride	1.00	U	0.19	1.00	ug/L
74-83-9	Bromomethane	5.00	U	0.87	5.00	ug/L
75-00-3	Chloroethane	1.00	U	0.35	1.00	ug/L
75-69-4	Trichlorofluoromethane	1.00	U	0.25	1.00	ug/L
76-13-1	1,1,2-Trichlorotrifluoroethane	1.00	U	0.21	1.00	ug/L
75-35-4	1,1-Dichloroethene	1.00	U	0.26	1.00	ug/L
67-64-1	Acetone	2.50	J	1.60	5.00	ug/L
75-15-0	Carbon Disulfide	1.00	U	0.25	1.00	ug/L
1634-04-4	Methyl tert-butyl Ether	1.00	U	0.22	1.00	ug/L
79-20-9	Methyl Acetate	1.00	U	0.47	1.00	ug/L
75-09-2	Methylene Chloride	1.00	U	0.18	1.00	ug/L
156-60-5	trans-1,2-Dichloroethene	1.00	U	0.19	1.00	ug/L
75-34-3	1,1-Dichloroethane	1.00	U	0.21	1.00	ug/L
110-82-7	Cyclohexane	5.00	U	1.30	5.00	ug/L
78-93-3	2-Butanone	5.00	U	0.90	5.00	ug/L
56-23-5	Carbon Tetrachloride	1.00	U	0.27	1.00	ug/L
156-59-2	cis-1,2-Dichloroethene	1.00	U	0.22	1.00	ug/L
74-97-5	Bromochloromethane	1.00	U	0.26	1.00	ug/L
67-66-3	Chloroform	1.00	U	0.27	1.00	ug/L
71-55-6	1,1,1-Trichloroethane	1.00	U	0.20	1.00	ug/L
108-87-2	Methylcyclohexane	1.00	U	0.14	1.00	ug/L
71-43-2	Benzene	1.00	U	0.18	1.00	ug/L
107-06-2	1,2-Dichloroethane	1.00	U	0.25	1.00	ug/L
79-01-6	Trichloroethene	0.84	J	0.17	1.00	ug/L
78-87-5	1,2-Dichloropropane	1.00	U	0.17	1.00	ug/L
75-27-4	Bromodichloromethane	1.00	U	0.20	1.00	ug/L
108-10-1	4-Methyl-2-Pentanone	5.00	U	0.87	5.00	ug/L
108-88-3	Toluene	1.00	U	0.22	1.00	ug/L
10061-02-6	t-1,3-Dichloropropene	1.00	U	0.18	1.00	ug/L
10061-01-5	cis-1,3-Dichloropropene	1.00	U	0.17	1.00	ug/L

Report of Analysis

Client:	EA Engineering Science & Technology	Date Collected:	07/21/21
Project:	NYSDEC - National Heatset	Date Received:	07/22/21
Client Sample ID:	152140-MW-4D(ONSITE)	SDG No.:	M3147
Lab Sample ID:	M3147-07	Matrix:	Water
Analytical Method:	SW8260	% Moisture:	100
Sample Wt/Vol:	5 Units: mL	Final Vol:	5000 uL
Soil Aliquot Vol:	uL	Test:	VOC-TCLVOA-10
GC Column:	RXI-624 ID : 0.25	Level :	LOW

File ID/Qc Batch:	Dilution:	Prep Date	Date Analyzed	Prep Batch ID
VN067907.D	1		07/26/21 15:13	VN072621

CAS Number	Parameter	Conc.	Qualifier	MDL	LOQ / CRQL	Units
79-00-5	1,1,2-Trichloroethane	1.00	U	0.24	1.00	ug/L
591-78-6	2-Hexanone	5.00	U	0.92	5.00	ug/L
124-48-1	Dibromochloromethane	1.00	U	0.18	1.00	ug/L
106-93-4	1,2-Dibromoethane	1.00	U	0.16	1.00	ug/L
127-18-4	Tetrachloroethene	19.4		0.17	1.00	ug/L
108-90-7	Chlorobenzene	1.00	U	0.17	1.00	ug/L
100-41-4	Ethyl Benzene	1.00	U	0.18	1.00	ug/L
179601-23-1	m/p-Xylenes	2.00	U	0.32	2.00	ug/L
95-47-6	o-Xylene	1.00	U	0.19	1.00	ug/L
100-42-5	Styrene	1.00	U	0.16	1.00	ug/L
75-25-2	Bromoform	1.00	U	0.19	1.00	ug/L
98-82-8	Isopropylbenzene	1.00	U	0.23	1.00	ug/L
79-34-5	1,1,2,2-Tetrachloroethane	1.00	U	0.29	1.00	ug/L
541-73-1	1,3-Dichlorobenzene	1.00	U	0.19	1.00	ug/L
106-46-7	1,4-Dichlorobenzene	1.00	U	0.20	1.00	ug/L
95-50-1	1,2-Dichlorobenzene	1.00	U	0.19	1.00	ug/L
96-12-8	1,2-Dibromo-3-Chloropropane	1.00	U	0.47	1.00	ug/L
120-82-1	1,2,4-Trichlorobenzene	1.00	U	0.30	1.00	ug/L
87-61-6	1,2,3-Trichlorobenzene	1.00	U	0.35	1.00	ug/L
SURROGATES						
17060-07-0	1,2-Dichloroethane-d4	51.9		78 - 117	104%	SPK: 50
1868-53-7	Dibromofluoromethane	49.1		75 - 124	98%	SPK: 50
2037-26-5	Toluene-d8	49.3		92 - 112	99%	SPK: 50
460-00-4	4-Bromofluorobenzene	43.3		83 - 123	87%	SPK: 50
INTERNAL STANDARDS						
363-72-4	Pentafluorobenzene	400000	8.088			
540-36-3	1,4-Difluorobenzene	772000	8.971			
3114-55-4	Chlorobenzene-d5	722000	11.747			
3855-82-1	1,4-Dichlorobenzene-d4	239000	13.678			
TENTATIVE IDENTIFIED COMPOUNDS						
67-72-1	Hexachloroethane	1.10	J		14.2	ug/L
91-20-3	Naphthalene	3.40	JB		15.5	ug/L

Report of Analysis

Client:	EA Engineering Science & Technology	Date Collected:	07/21/21
Project:	NYSDEC - National Heatset	Date Received:	07/22/21
Client Sample ID:	152140-MW-4D(ONSITE)	SDG No.:	M3147
Lab Sample ID:	M3147-07	Matrix:	Water
Analytical Method:	SW8260	% Moisture:	100
Sample Wt/Vol:	5 Units: mL	Final Vol:	5000 uL
Soil Aliquot Vol:	uL	Test:	VOC-TCLVOA-10
GC Column:	RXI-624 ID : 0.25	Level :	LOW

File ID/Qc Batch:	Dilution:	Prep Date	Date Analyzed	Prep Batch ID
VN067907.D	1		07/26/21 15:13	VN072621

CAS Number	Parameter	Conc.	Qualifier	MDL	LOQ / CRQL	Units

U = Not Detected
LOQ = Limit of Quantitation
MDL = Method Detection Limit
LOD = Limit of Detection
E = Value Exceeds Calibration Range
Q = indicates LCS control criteria did not meet requirements
M = MS/MSD acceptance criteria did not meet requirements

J = Estimated Value
B = Analyte Found in Associated Method Blank
N = Presumptive Evidence of a Compound
* = Values outside of QC limits
D = Dilution
() = Laboratory InHouse Limit
A = Aldol-Condensation Reaction Products

Report of Analysis

Client:	EA Engineering Science & Technology	Date Collected:	07/21/21
Project:	NYSDEC - National Heatset	Date Received:	07/22/21
Client Sample ID:	152140-MW-2D(ONSITE)	SDG No.:	M3147
Lab Sample ID:	M3147-08	Matrix:	Water
Analytical Method:	SW8260	% Moisture:	100
Sample Wt/Vol:	5 Units: mL	Final Vol:	5000 uL
Soil Aliquot Vol:	uL	Test:	VOC-TCLVOA-10
GC Column:	RXI-624 ID : 0.25	Level :	LOW

File ID/Qc Batch:	Dilution:	Prep Date	Date Analyzed	Prep Batch ID
VN067908.D	1		07/26/21 15:38	VN072621

CAS Number	Parameter	Conc.	Qualifier	MDL	LOQ / CRQL	Units
TARGETS						
75-71-8	Dichlorodifluoromethane	1.00	U	0.23	1.00	ug/L
74-87-3	Chloromethane	1.00	U	0.20	1.00	ug/L
75-01-4	Vinyl Chloride	1.00	U	0.19	1.00	ug/L
74-83-9	Bromomethane	5.00	U	0.87	5.00	ug/L
75-00-3	Chloroethane	1.00	U	0.35	1.00	ug/L
75-69-4	Trichlorofluoromethane	1.00	U	0.25	1.00	ug/L
76-13-1	1,1,2-Trichlorotrifluoroethane	1.00	U	0.21	1.00	ug/L
75-35-4	1,1-Dichloroethene	1.00	U	0.26	1.00	ug/L
67-64-1	Acetone	2.50	J	1.60	5.00	ug/L
75-15-0	Carbon Disulfide	1.00	U	0.25	1.00	ug/L
1634-04-4	Methyl tert-butyl Ether	1.00	U	0.22	1.00	ug/L
79-20-9	Methyl Acetate	1.00	U	0.47	1.00	ug/L
75-09-2	Methylene Chloride	1.00	U	0.18	1.00	ug/L
156-60-5	trans-1,2-Dichloroethene	1.00	U	0.19	1.00	ug/L
75-34-3	1,1-Dichloroethane	1.00	U	0.21	1.00	ug/L
110-82-7	Cyclohexane	5.00	U	1.30	5.00	ug/L
78-93-3	2-Butanone	5.00	U	0.90	5.00	ug/L
56-23-5	Carbon Tetrachloride	1.00	U	0.27	1.00	ug/L
156-59-2	cis-1,2-Dichloroethene	1.00	U	0.22	1.00	ug/L
74-97-5	Bromochloromethane	1.00	U	0.26	1.00	ug/L
67-66-3	Chloroform	1.00	U	0.27	1.00	ug/L
71-55-6	1,1,1-Trichloroethane	1.00	U	0.20	1.00	ug/L
108-87-2	Methylcyclohexane	1.00	U	0.14	1.00	ug/L
71-43-2	Benzene	1.00	U	0.18	1.00	ug/L
107-06-2	1,2-Dichloroethane	1.00	U	0.25	1.00	ug/L
79-01-6	Trichloroethene	0.91	J	0.17	1.00	ug/L
78-87-5	1,2-Dichloropropane	1.00	U	0.17	1.00	ug/L
75-27-4	Bromodichloromethane	1.00	U	0.20	1.00	ug/L
108-10-1	4-Methyl-2-Pentanone	5.00	U	0.87	5.00	ug/L
108-88-3	Toluene	1.00	U	0.22	1.00	ug/L
10061-02-6	t-1,3-Dichloropropene	1.00	U	0.18	1.00	ug/L
10061-01-5	cis-1,3-Dichloropropene	1.00	U	0.17	1.00	ug/L

Report of Analysis

Client:	EA Engineering Science & Technology	Date Collected:	07/21/21
Project:	NYSDEC - National Heatset	Date Received:	07/22/21
Client Sample ID:	152140-MW-2D(ONSITE)	SDG No.:	M3147
Lab Sample ID:	M3147-08	Matrix:	Water
Analytical Method:	SW8260	% Moisture:	100
Sample Wt/Vol:	5 Units: mL	Final Vol:	5000 uL
Soil Aliquot Vol:	uL	Test:	VOC-TCLVOA-10
GC Column:	RXI-624 ID : 0.25	Level :	LOW

File ID/Qc Batch:	Dilution:	Prep Date	Date Analyzed	Prep Batch ID
VN067908.D	1		07/26/21 15:38	VN072621

CAS Number	Parameter	Conc.	Qualifier	MDL	LOQ / CRQL	Units
79-00-5	1,1,2-Trichloroethane	1.00	U	0.24	1.00	ug/L
591-78-6	2-Hexanone	5.00	U	0.92	5.00	ug/L
124-48-1	Dibromochloromethane	1.00	U	0.18	1.00	ug/L
106-93-4	1,2-Dibromoethane	1.00	U	0.16	1.00	ug/L
127-18-4	Tetrachloroethene	10.6		0.17	1.00	ug/L
108-90-7	Chlorobenzene	1.00	U	0.17	1.00	ug/L
100-41-4	Ethyl Benzene	1.00	U	0.18	1.00	ug/L
179601-23-1	m/p-Xylenes	2.00	U	0.32	2.00	ug/L
95-47-6	o-Xylene	1.00	U	0.19	1.00	ug/L
100-42-5	Styrene	1.00	U	0.16	1.00	ug/L
75-25-2	Bromoform	1.00	U	0.19	1.00	ug/L
98-82-8	Isopropylbenzene	1.00	U	0.23	1.00	ug/L
79-34-5	1,1,2,2-Tetrachloroethane	1.00	U	0.29	1.00	ug/L
541-73-1	1,3-Dichlorobenzene	1.00	U	0.19	1.00	ug/L
106-46-7	1,4-Dichlorobenzene	1.00	U	0.20	1.00	ug/L
95-50-1	1,2-Dichlorobenzene	1.00	U	0.19	1.00	ug/L
96-12-8	1,2-Dibromo-3-Chloropropane	1.00	U	0.47	1.00	ug/L
120-82-1	1,2,4-Trichlorobenzene	1.00	U	0.30	1.00	ug/L
87-61-6	1,2,3-Trichlorobenzene	1.00	U	0.35	1.00	ug/L
SURROGATES						
17060-07-0	1,2-Dichloroethane-d4	52.3		78 - 117	105%	SPK: 50
1868-53-7	Dibromofluoromethane	49.8		75 - 124	100%	SPK: 50
2037-26-5	Toluene-d8	48.8		92 - 112	98%	SPK: 50
460-00-4	4-Bromofluorobenzene	45.1		83 - 123	90%	SPK: 50
INTERNAL STANDARDS						
363-72-4	Pentafluorobenzene	380000	8.088			
540-36-3	1,4-Difluorobenzene	740000	8.971			
3114-55-4	Chlorobenzene-d5	703000	11.747			
3855-82-1	1,4-Dichlorobenzene-d4	254000	13.678			

Report of Analysis

Client:	EA Engineering Science & Technology	Date Collected:	07/21/21
Project:	NYSDEC - National Heatset	Date Received:	07/22/21
Client Sample ID:	152140-MW-2D(ONSITE)	SDG No.:	M3147
Lab Sample ID:	M3147-08	Matrix:	Water
Analytical Method:	SW8260	% Moisture:	100
Sample Wt/Vol:	5 Units: mL	Final Vol:	5000 uL
Soil Aliquot Vol:	uL	Test:	VOC-TCLVOA-10
GC Column:	RXI-624 ID : 0.25	Level :	LOW

File ID/Qc Batch:	Dilution:	Prep Date	Date Analyzed	Prep Batch ID
VN067908.D	1		07/26/21 15:38	VN072621

CAS Number	Parameter	Conc.	Qualifier	MDL	LOQ / CRQL	Units

U = Not Detected
LOQ = Limit of Quantitation
MDL = Method Detection Limit
LOD = Limit of Detection
E = Value Exceeds Calibration Range
Q = indicates LCS control criteria did not meet requirements
M = MS/MSD acceptance criteria did not meet requirements

J = Estimated Value
B = Analyte Found in Associated Method Blank
N = Presumptive Evidence of a Compound
* = Values outside of QC limits
D = Dilution
() = Laboratory InHouse Limit
A = Aldol-Condensation Reaction Products

Report of Analysis

Client:	EA Engineering Science & Technology	Date Collected:	07/21/21
Project:	NYSDEC - National Heatset	Date Received:	07/22/21
Client Sample ID:	152140-MW-H	SDG No.:	M3147
Lab Sample ID:	M3147-09	Matrix:	Water
Analytical Method:	SW8260	% Moisture:	100
Sample Wt/Vol:	5 Units: mL	Final Vol:	5000 uL
Soil Aliquot Vol:	uL	Test:	VOC-TCLVOA-10
GC Column:	RXI-624 ID : 0.25	Level :	LOW

File ID/Qc Batch:	Dilution:	Prep Date	Date Analyzed	Prep Batch ID
VN067915.D	1		07/26/21 18:29	VN072621

CAS Number	Parameter	Conc.	Qualifier	MDL	LOQ / CRQL	Units
TARGETS						
75-71-8	Dichlorodifluoromethane	1.00	U	0.23	1.00	ug/L
74-87-3	Chloromethane	1.00	U	0.20	1.00	ug/L
75-01-4	Vinyl Chloride	1.00	U	0.19	1.00	ug/L
74-83-9	Bromomethane	5.00	U	0.87	5.00	ug/L
75-00-3	Chloroethane	1.00	U	0.35	1.00	ug/L
75-69-4	Trichlorofluoromethane	1.00	U	0.25	1.00	ug/L
76-13-1	1,1,2-Trichlorotrifluoroethane	1.00	U	0.21	1.00	ug/L
75-35-4	1,1-Dichloroethene	1.00	U	0.26	1.00	ug/L
67-64-1	Acetone	2.70	J	1.60	5.00	ug/L
75-15-0	Carbon Disulfide	1.00	U	0.25	1.00	ug/L
1634-04-4	Methyl tert-butyl Ether	1.00	U	0.22	1.00	ug/L
79-20-9	Methyl Acetate	1.00	U	0.47	1.00	ug/L
75-09-2	Methylene Chloride	1.00	U	0.18	1.00	ug/L
156-60-5	trans-1,2-Dichloroethene	1.00	U	0.19	1.00	ug/L
75-34-3	1,1-Dichloroethane	1.00	U	0.21	1.00	ug/L
110-82-7	Cyclohexane	5.00	U	1.30	5.00	ug/L
78-93-3	2-Butanone	5.00	U	0.90	5.00	ug/L
56-23-5	Carbon Tetrachloride	1.00	U	0.27	1.00	ug/L
156-59-2	cis-1,2-Dichloroethene	1.00	U	0.22	1.00	ug/L
74-97-5	Bromochloromethane	1.00	U	0.26	1.00	ug/L
67-66-3	Chloroform	1.00	U	0.27	1.00	ug/L
71-55-6	1,1,1-Trichloroethane	1.00	U	0.20	1.00	ug/L
108-87-2	Methylcyclohexane	1.00	U	0.14	1.00	ug/L
71-43-2	Benzene	1.00	U	0.18	1.00	ug/L
107-06-2	1,2-Dichloroethane	1.00	U	0.25	1.00	ug/L
79-01-6	Trichloroethene	0.74	J	0.17	1.00	ug/L
78-87-5	1,2-Dichloropropane	1.00	U	0.17	1.00	ug/L
75-27-4	Bromodichloromethane	1.00	U	0.20	1.00	ug/L
108-10-1	4-Methyl-2-Pentanone	5.00	U	0.87	5.00	ug/L
108-88-3	Toluene	1.00	U	0.22	1.00	ug/L
10061-02-6	t-1,3-Dichloropropene	1.00	U	0.18	1.00	ug/L
10061-01-5	cis-1,3-Dichloropropene	1.00	U	0.17	1.00	ug/L

Report of Analysis

Client:	EA Engineering Science & Technology	Date Collected:	07/21/21
Project:	NYSDEC - National Heatset	Date Received:	07/22/21
Client Sample ID:	152140-MW-H	SDG No.:	M3147
Lab Sample ID:	M3147-09	Matrix:	Water
Analytical Method:	SW8260	% Moisture:	100
Sample Wt/Vol:	5 Units: mL	Final Vol:	5000 uL
Soil Aliquot Vol:	uL	Test:	VOC-TCLVOA-10
GC Column:	RXI-624 ID : 0.25	Level :	LOW

File ID/Qc Batch:	Dilution:	Prep Date	Date Analyzed	Prep Batch ID
VN067915.D	1		07/26/21 18:29	VN072621

CAS Number	Parameter	Conc.	Qualifier	MDL	LOQ / CRQL	Units
79-00-5	1,1,2-Trichloroethane	1.00	U	0.24	1.00	ug/L
591-78-6	2-Hexanone	5.00	U	0.92	5.00	ug/L
124-48-1	Dibromochloromethane	1.00	U	0.18	1.00	ug/L
106-93-4	1,2-Dibromoethane	1.00	U	0.16	1.00	ug/L
127-18-4	Tetrachloroethene	0.92	J	0.17	1.00	ug/L
108-90-7	Chlorobenzene	1.00	U	0.17	1.00	ug/L
100-41-4	Ethyl Benzene	1.00	U	0.18	1.00	ug/L
179601-23-1	m/p-Xylenes	2.00	U	0.32	2.00	ug/L
95-47-6	o-Xylene	1.00	U	0.19	1.00	ug/L
100-42-5	Styrene	1.00	U	0.16	1.00	ug/L
75-25-2	Bromoform	1.00	U	0.19	1.00	ug/L
98-82-8	Isopropylbenzene	1.00	U	0.23	1.00	ug/L
79-34-5	1,1,2,2-Tetrachloroethane	1.00	U	0.29	1.00	ug/L
541-73-1	1,3-Dichlorobenzene	1.00	U	0.19	1.00	ug/L
106-46-7	1,4-Dichlorobenzene	1.00	U	0.20	1.00	ug/L
95-50-1	1,2-Dichlorobenzene	1.00	U	0.19	1.00	ug/L
96-12-8	1,2-Dibromo-3-Chloropropane	1.00	U	0.47	1.00	ug/L
120-82-1	1,2,4-Trichlorobenzene	1.00	U	0.30	1.00	ug/L
87-61-6	1,2,3-Trichlorobenzene	1.00	U	0.35	1.00	ug/L
SURROGATES						
17060-07-0	1,2-Dichloroethane-d4	53.3		78 - 117	107%	SPK: 50
1868-53-7	Dibromofluoromethane	50.8		75 - 124	102%	SPK: 50
2037-26-5	Toluene-d8	50.6		92 - 112	101%	SPK: 50
460-00-4	4-Bromofluorobenzene	45.7		83 - 123	91%	SPK: 50
INTERNAL STANDARDS						
363-72-4	Pentafluorobenzene	284000	8.088			
540-36-3	1,4-Difluorobenzene	547000	8.971			
3114-55-4	Chlorobenzene-d5	524000	11.749			
3855-82-1	1,4-Dichlorobenzene-d4	178000	13.68			

Report of Analysis

Client:	EA Engineering Science & Technology	Date Collected:	07/21/21
Project:	NYSDEC - National Heatset	Date Received:	07/22/21
Client Sample ID:	152140-MW-H	SDG No.:	M3147
Lab Sample ID:	M3147-09	Matrix:	Water
Analytical Method:	SW8260	% Moisture:	100
Sample Wt/Vol:	5 Units: mL	Final Vol:	5000 uL
Soil Aliquot Vol:	uL	Test:	VOC-TCLVOA-10
GC Column:	RXI-624 ID : 0.25	Level :	LOW

File ID/Qc Batch:	Dilution:	Prep Date	Date Analyzed	Prep Batch ID
VN067915.D	1		07/26/21 18:29	VN072621

CAS Number	Parameter	Conc.	Qualifier	MDL	LOQ / CRQL	Units

U = Not Detected
LOQ = Limit of Quantitation
MDL = Method Detection Limit
LOD = Limit of Detection
E = Value Exceeds Calibration Range
Q = indicates LCS control criteria did not meet requirements
M = MS/MSD acceptance criteria did not meet requirements

J = Estimated Value
B = Analyte Found in Associated Method Blank
N = Presumptive Evidence of a Compound
* = Values outside of QC limits
D = Dilution
() = Laboratory InHouse Limit
A = Aldol-Condensation Reaction Products

Report of Analysis

Client:	EA Engineering Science & Technology	Date Collected:	07/21/21
Project:	NYSDEC - National Heatset	Date Received:	07/22/21
Client Sample ID:	152140-DDC-1-PS	SDG No.:	M3147
Lab Sample ID:	M3147-10	Matrix:	Water
Analytical Method:	SW8260	% Moisture:	100
Sample Wt/Vol:	5 Units: mL	Final Vol:	5000 uL
Soil Aliquot Vol:	uL	Test:	VOC-TCLVOA-10
GC Column:	RXI-624 ID : 0.25	Level :	LOW

File ID/Qc Batch:	Dilution:	Prep Date	Date Analyzed	Prep Batch ID
VN067971.D	1		07/29/21 18:16	VN072921

CAS Number	Parameter	Conc.	Qualifier	MDL	LOQ / CRQL	Units
TARGETS						
75-71-8	Dichlorodifluoromethane	1.00	U	0.23	1.00	ug/L
74-87-3	Chloromethane	1.00	U	0.20	1.00	ug/L
75-01-4	Vinyl Chloride	1.00	U	0.19	1.00	ug/L
74-83-9	Bromomethane	5.00	U	0.87	5.00	ug/L
75-00-3	Chloroethane	1.00	U	0.35	1.00	ug/L
75-69-4	Trichlorofluoromethane	1.00	U	0.25	1.00	ug/L
76-13-1	1,1,2-Trichlorotrifluoroethane	1.00	U	0.21	1.00	ug/L
75-35-4	1,1-Dichloroethene	1.00	U	0.26	1.00	ug/L
67-64-1	Acetone	2.80	J	1.60	5.00	ug/L
75-15-0	Carbon Disulfide	1.00	U	0.25	1.00	ug/L
1634-04-4	Methyl tert-butyl Ether	1.00	U	0.22	1.00	ug/L
79-20-9	Methyl Acetate	1.00	U	0.47	1.00	ug/L
75-09-2	Methylene Chloride	1.00	U	0.18	1.00	ug/L
156-60-5	trans-1,2-Dichloroethene	1.00	U	0.19	1.00	ug/L
75-34-3	1,1-Dichloroethane	1.00	U	0.21	1.00	ug/L
110-82-7	Cyclohexane	5.00	U	1.30	5.00	ug/L
78-93-3	2-Butanone	5.00	U	0.90	5.00	ug/L
56-23-5	Carbon Tetrachloride	1.00	U	0.27	1.00	ug/L
156-59-2	cis-1,2-Dichloroethene	1.00	U	0.22	1.00	ug/L
74-97-5	Bromochloromethane	1.00	U	0.26	1.00	ug/L
67-66-3	Chloroform	1.00	U	0.27	1.00	ug/L
71-55-6	1,1,1-Trichloroethane	1.00	U	0.20	1.00	ug/L
108-87-2	Methylcyclohexane	1.00	U	0.14	1.00	ug/L
71-43-2	Benzene	1.00	U	0.18	1.00	ug/L
107-06-2	1,2-Dichloroethane	1.00	U	0.25	1.00	ug/L
79-01-6	Trichloroethene	1.00	U	0.17	1.00	ug/L
78-87-5	1,2-Dichloropropane	1.00	U	0.17	1.00	ug/L
75-27-4	Bromodichloromethane	1.00	U	0.20	1.00	ug/L
108-10-1	4-Methyl-2-Pentanone	5.00	U	0.87	5.00	ug/L
108-88-3	Toluene	1.00	U	0.22	1.00	ug/L
10061-02-6	t-1,3-Dichloropropene	1.00	U	0.18	1.00	ug/L
10061-01-5	cis-1,3-Dichloropropene	1.00	U	0.17	1.00	ug/L

Report of Analysis

Client:	EA Engineering Science & Technology	Date Collected:	07/21/21
Project:	NYSDEC - National Heatset	Date Received:	07/22/21
Client Sample ID:	152140-DDC-1-PS	SDG No.:	M3147
Lab Sample ID:	M3147-10	Matrix:	Water
Analytical Method:	SW8260	% Moisture:	100
Sample Wt/Vol:	5 Units: mL	Final Vol:	5000 uL
Soil Aliquot Vol:	uL	Test:	VOC-TCLVOA-10
GC Column:	RXI-624 ID : 0.25	Level :	LOW

File ID/Qc Batch:	Dilution:	Prep Date	Date Analyzed	Prep Batch ID
VN067971.D	1		07/29/21 18:16	VN072921

CAS Number	Parameter	Conc.	Qualifier	MDL	LOQ / CRQL	Units
79-00-5	1,1,2-Trichloroethane	1.00	U	0.24	1.00	ug/L
591-78-6	2-Hexanone	5.00	U	0.92	5.00	ug/L
124-48-1	Dibromochloromethane	1.00	U	0.18	1.00	ug/L
106-93-4	1,2-Dibromoethane	1.00	U	0.16	1.00	ug/L
127-18-4	Tetrachloroethene	1.90		0.17	1.00	ug/L
108-90-7	Chlorobenzene	1.00	U	0.17	1.00	ug/L
100-41-4	Ethyl Benzene	1.00	U	0.18	1.00	ug/L
179601-23-1	m/p-Xylenes	2.00	U	0.32	2.00	ug/L
95-47-6	o-Xylene	1.00	U	0.19	1.00	ug/L
100-42-5	Styrene	1.00	U	0.16	1.00	ug/L
75-25-2	Bromoform	1.00	U	0.19	1.00	ug/L
98-82-8	Isopropylbenzene	1.00	U	0.23	1.00	ug/L
79-34-5	1,1,2,2-Tetrachloroethane	1.00	U	0.29	1.00	ug/L
541-73-1	1,3-Dichlorobenzene	1.00	U	0.19	1.00	ug/L
106-46-7	1,4-Dichlorobenzene	1.00	U	0.20	1.00	ug/L
95-50-1	1,2-Dichlorobenzene	1.00	U	0.19	1.00	ug/L
96-12-8	1,2-Dibromo-3-Chloropropane	1.00	U	0.47	1.00	ug/L
120-82-1	1,2,4-Trichlorobenzene	1.00	U	0.30	1.00	ug/L
87-61-6	1,2,3-Trichlorobenzene	1.00	U	0.35	1.00	ug/L
SURROGATES						
17060-07-0	1,2-Dichloroethane-d4	55.1		78 - 117	110%	SPK: 50
1868-53-7	Dibromofluoromethane	51.5		75 - 124	103%	SPK: 50
2037-26-5	Toluene-d8	47.5		92 - 112	95%	SPK: 50
460-00-4	4-Bromofluorobenzene	42.0		83 - 123	84%	SPK: 50
INTERNAL STANDARDS						
363-72-4	Pentafluorobenzene	305000	8.088			
540-36-3	1,4-Difluorobenzene	587000	8.971			
3114-55-4	Chlorobenzene-d5	569000	11.749			
3855-82-1	1,4-Dichlorobenzene-d4	192000	13.678			

CHEMTECH 284 Sheffield Street, Mountainside, NJ 07092 Phone: 908 789 8900 Fax: 908 789 8922

Report of Analysis

Client:	EA Engineering Science & Technology	Date Collected:	07/21/21
Project:	NYSDEC - National Heatset	Date Received:	07/22/21
Client Sample ID:	152140-DDC-1-PS	SDG No.:	M3147
Lab Sample ID:	M3147-10	Matrix:	Water
Analytical Method:	SW8260	% Moisture:	100
Sample Wt/Vol:	5 Units: mL	Final Vol:	5000 uL
Soil Aliquot Vol:	uL	Test:	VOC-TCLVOA-10
GC Column:	RXI-624 ID : 0.25	Level :	LOW

File ID/Qc Batch:	Dilution:	Prep Date	Date Analyzed	Prep Batch ID
VN067971.D	1		07/29/21 18:16	VN072921

CAS Number	Parameter	Conc.	Qualifier	MDL	LOQ / CRQL	Units

U = Not Detected
LOQ = Limit of Quantitation
MDL = Method Detection Limit
LOD = Limit of Detection
E = Value Exceeds Calibration Range
Q = indicates LCS control criteria did not meet requirements
M = MS/MSD acceptance criteria did not meet requirements

J = Estimated Value
B = Analyte Found in Associated Method Blank
N = Presumptive Evidence of a Compound
* = Values outside of QC limits
D = Dilution
() = Laboratory InHouse Limit
A = Aldol-Condensation Reaction Products

Report of Analysis

Client:	EA Engineering Science & Technology	Date Collected:	07/21/21
Project:	NYSDEC - National Heatset	Date Received:	07/22/21
Client Sample ID:	152140-MW-4S(ONSITE)	SDG No.:	M3147
Lab Sample ID:	M3147-13	Matrix:	Water
Analytical Method:	SW8260	% Moisture:	100
Sample Wt/Vol:	5 Units: mL	Final Vol:	5000 uL
Soil Aliquot Vol:	uL	Test:	VOC-TCLVOA-10
GC Column:	RXI-624 ID : 0.25	Level :	LOW

File ID/Qc Batch:	Dilution:	Prep Date	Date Analyzed	Prep Batch ID
VN067910.D	1		07/26/21 16:27	VN072621

CAS Number	Parameter	Conc.	Qualifier	MDL	LOQ / CRQL	Units
TARGETS						
75-71-8	Dichlorodifluoromethane	1.00	U	0.23	1.00	ug/L
74-87-3	Chloromethane	1.00	U	0.20	1.00	ug/L
75-01-4	Vinyl Chloride	1.00	U	0.19	1.00	ug/L
74-83-9	Bromomethane	5.00	U	0.87	5.00	ug/L
75-00-3	Chloroethane	1.00	U	0.35	1.00	ug/L
75-69-4	Trichlorofluoromethane	1.00	U	0.25	1.00	ug/L
76-13-1	1,1,2-Trichlorotrifluoroethane	1.00	U	0.21	1.00	ug/L
75-35-4	1,1-Dichloroethene	1.00	U	0.26	1.00	ug/L
67-64-1	Acetone	3.70	J	1.60	5.00	ug/L
75-15-0	Carbon Disulfide	1.00	U	0.25	1.00	ug/L
1634-04-4	Methyl tert-butyl Ether	1.00	U	0.22	1.00	ug/L
79-20-9	Methyl Acetate	1.00		0.47	1.00	ug/L
75-09-2	Methylene Chloride	1.00	U	0.18	1.00	ug/L
156-60-5	trans-1,2-Dichloroethene	1.00	U	0.19	1.00	ug/L
75-34-3	1,1-Dichloroethane	1.00	U	0.21	1.00	ug/L
110-82-7	Cyclohexane	5.00	U	1.30	5.00	ug/L
78-93-3	2-Butanone	5.00	U	0.90	5.00	ug/L
56-23-5	Carbon Tetrachloride	1.00	U	0.27	1.00	ug/L
156-59-2	cis-1,2-Dichloroethene	1.00	U	0.22	1.00	ug/L
74-97-5	Bromochloromethane	1.00	U	0.26	1.00	ug/L
67-66-3	Chloroform	1.00	U	0.27	1.00	ug/L
71-55-6	1,1,1-Trichloroethane	1.00	U	0.20	1.00	ug/L
108-87-2	Methylcyclohexane	1.00	U	0.14	1.00	ug/L
71-43-2	Benzene	1.00	U	0.18	1.00	ug/L
107-06-2	1,2-Dichloroethane	1.00	U	0.25	1.00	ug/L
79-01-6	Trichloroethene	0.50	J	0.17	1.00	ug/L
78-87-5	1,2-Dichloropropane	1.00	U	0.17	1.00	ug/L
75-27-4	Bromodichloromethane	1.00	U	0.20	1.00	ug/L
108-10-1	4-Methyl-2-Pentanone	5.00	U	0.87	5.00	ug/L
108-88-3	Toluene	1.00	U	0.22	1.00	ug/L
10061-02-6	t-1,3-Dichloropropene	1.00	U	0.18	1.00	ug/L
10061-01-5	cis-1,3-Dichloropropene	1.00	U	0.17	1.00	ug/L

Report of Analysis

Client:	EA Engineering Science & Technology	Date Collected:	07/21/21
Project:	NYSDEC - National Heatset	Date Received:	07/22/21
Client Sample ID:	152140-MW-4S(ONSITE)	SDG No.:	M3147
Lab Sample ID:	M3147-13	Matrix:	Water
Analytical Method:	SW8260	% Moisture:	100
Sample Wt/Vol:	5 Units: mL	Final Vol:	5000 uL
Soil Aliquot Vol:	uL	Test:	VOC-TCLVOA-10
GC Column:	RXI-624 ID : 0.25	Level :	LOW

File ID/Qc Batch:	Dilution:	Prep Date	Date Analyzed	Prep Batch ID
VN067910.D	1		07/26/21 16:27	VN072621

CAS Number	Parameter	Conc.	Qualifier	MDL	LOQ / CRQL	Units
79-00-5	1,1,2-Trichloroethane	1.00	U	0.24	1.00	ug/L
591-78-6	2-Hexanone	5.00	U	0.92	5.00	ug/L
124-48-1	Dibromochloromethane	1.00	U	0.18	1.00	ug/L
106-93-4	1,2-Dibromoethane	1.00	U	0.16	1.00	ug/L
127-18-4	Tetrachloroethene	2.70		0.17	1.00	ug/L
108-90-7	Chlorobenzene	1.00	U	0.17	1.00	ug/L
100-41-4	Ethyl Benzene	1.00	U	0.18	1.00	ug/L
179601-23-1	m/p-Xylenes	2.00	U	0.32	2.00	ug/L
95-47-6	o-Xylene	1.00	U	0.19	1.00	ug/L
100-42-5	Styrene	1.00	U	0.16	1.00	ug/L
75-25-2	Bromoform	1.00	U	0.19	1.00	ug/L
98-82-8	Isopropylbenzene	1.00	U	0.23	1.00	ug/L
79-34-5	1,1,2,2-Tetrachloroethane	1.00	U	0.29	1.00	ug/L
541-73-1	1,3-Dichlorobenzene	1.00	U	0.19	1.00	ug/L
106-46-7	1,4-Dichlorobenzene	1.00	U	0.20	1.00	ug/L
95-50-1	1,2-Dichlorobenzene	1.00	U	0.19	1.00	ug/L
96-12-8	1,2-Dibromo-3-Chloropropane	1.00	U	0.47	1.00	ug/L
120-82-1	1,2,4-Trichlorobenzene	1.00	U	0.30	1.00	ug/L
87-61-6	1,2,3-Trichlorobenzene	1.00	U	0.35	1.00	ug/L
SURROGATES						
17060-07-0	1,2-Dichloroethane-d4	52.1		78 - 117	104%	SPK: 50
1868-53-7	Dibromofluoromethane	50.7		75 - 124	101%	SPK: 50
2037-26-5	Toluene-d8	51.0		92 - 112	102%	SPK: 50
460-00-4	4-Bromofluorobenzene	44.9		83 - 123	90%	SPK: 50
INTERNAL STANDARDS						
363-72-4	Pentafluorobenzene	310000	8.091			
540-36-3	1,4-Difluorobenzene	586000	8.971			
3114-55-4	Chlorobenzene-d5	557000	11.749			
3855-82-1	1,4-Dichlorobenzene-d4	182000	13.677			

Report of Analysis

Client:	EA Engineering Science & Technology	Date Collected:	07/21/21
Project:	NYSDEC - National Heatset	Date Received:	07/22/21
Client Sample ID:	152140-MW-4S(ONSITE)	SDG No.:	M3147
Lab Sample ID:	M3147-13	Matrix:	Water
Analytical Method:	SW8260	% Moisture:	100
Sample Wt/Vol:	5 Units: mL	Final Vol:	5000 uL
Soil Aliquot Vol:	uL	Test:	VOC-TCLVOA-10
GC Column:	RXI-624 ID : 0.25	Level :	LOW

File ID/Qc Batch:	Dilution:	Prep Date	Date Analyzed	Prep Batch ID
VN067910.D	1		07/26/21 16:27	VN072621

CAS Number	Parameter	Conc.	Qualifier	MDL	LOQ / CRQL	Units

U = Not Detected
LOQ = Limit of Quantitation
MDL = Method Detection Limit
LOD = Limit of Detection
E = Value Exceeds Calibration Range
Q = indicates LCS control criteria did not meet requirements
M = MS/MSD acceptance criteria did not meet requirements

J = Estimated Value
B = Analyte Found in Associated Method Blank
N = Presumptive Evidence of a Compound
* = Values outside of QC limits
D = Dilution
() = Laboratory InHouse Limit
A = Aldol-Condensation Reaction Products

Report of Analysis

Client:	EA Engineering Science & Technology	Date Collected:	07/21/21
Project:	NYSDEC - National Heatset	Date Received:	07/22/21
Client Sample ID:	152140-DDC-3-PD	SDG No.:	M3147
Lab Sample ID:	M3147-14	Matrix:	Water
Analytical Method:	SW8260	% Moisture:	100
Sample Wt/Vol:	5 Units: mL	Final Vol:	5000 uL
Soil Aliquot Vol:	uL	Test:	VOC-TCLVOA-10
GC Column:	RXI-624 ID : 0.25	Level :	LOW

File ID/Qc Batch:	Dilution:	Prep Date	Date Analyzed	Prep Batch ID
VN067934.D	1		07/27/21 17:36	VN072721

CAS Number	Parameter	Conc.	Qualifier	MDL	LOQ / CRQL	Units
TARGETS						
75-71-8	Dichlorodifluoromethane	1.00	U	0.23	1.00	ug/L
74-87-3	Chloromethane	1.00	U	0.20	1.00	ug/L
75-01-4	Vinyl Chloride	1.00	U	0.19	1.00	ug/L
74-83-9	Bromomethane	5.00	U	0.87	5.00	ug/L
75-00-3	Chloroethane	1.00	U	0.35	1.00	ug/L
75-69-4	Trichlorofluoromethane	1.00	U	0.25	1.00	ug/L
76-13-1	1,1,2-Trichlorotrifluoroethane	1.00	U	0.21	1.00	ug/L
75-35-4	1,1-Dichloroethene	1.00	U	0.26	1.00	ug/L
67-64-1	Acetone	4.00	J	1.60	5.00	ug/L
75-15-0	Carbon Disulfide	1.00	U	0.25	1.00	ug/L
1634-04-4	Methyl tert-butyl Ether	1.00	U	0.22	1.00	ug/L
79-20-9	Methyl Acetate	1.00	U	0.47	1.00	ug/L
75-09-2	Methylene Chloride	1.00	U	0.18	1.00	ug/L
156-60-5	trans-1,2-Dichloroethene	1.00	U	0.19	1.00	ug/L
75-34-3	1,1-Dichloroethane	1.00	U	0.21	1.00	ug/L
110-82-7	Cyclohexane	5.00	U	1.30	5.00	ug/L
78-93-3	2-Butanone	5.00	U	0.90	5.00	ug/L
56-23-5	Carbon Tetrachloride	1.00	U	0.27	1.00	ug/L
156-59-2	cis-1,2-Dichloroethene	1.00	U	0.22	1.00	ug/L
74-97-5	Bromochloromethane	1.00	U	0.26	1.00	ug/L
67-66-3	Chloroform	0.62	J	0.27	1.00	ug/L
71-55-6	1,1,1-Trichloroethane	1.00	U	0.20	1.00	ug/L
108-87-2	Methylcyclohexane	1.00	U	0.14	1.00	ug/L
71-43-2	Benzene	1.00	U	0.18	1.00	ug/L
107-06-2	1,2-Dichloroethane	1.00	U	0.25	1.00	ug/L
79-01-6	Trichloroethene	1.00	U	0.17	1.00	ug/L
78-87-5	1,2-Dichloropropane	1.00	U	0.17	1.00	ug/L
75-27-4	Bromodichloromethane	1.00	U	0.20	1.00	ug/L
108-10-1	4-Methyl-2-Pentanone	5.00	U	0.87	5.00	ug/L
108-88-3	Toluene	1.00	U	0.22	1.00	ug/L
10061-02-6	t-1,3-Dichloropropene	1.00	U	0.18	1.00	ug/L
10061-01-5	cis-1,3-Dichloropropene	1.00	U	0.17	1.00	ug/L

Report of Analysis

Client:	EA Engineering Science & Technology	Date Collected:	07/21/21
Project:	NYSDEC - National Heatset	Date Received:	07/22/21
Client Sample ID:	152140-DDC-3-PD	SDG No.:	M3147
Lab Sample ID:	M3147-14	Matrix:	Water
Analytical Method:	SW8260	% Moisture:	100
Sample Wt/Vol:	5 Units: mL	Final Vol:	5000 uL
Soil Aliquot Vol:	uL	Test:	VOC-TCLVOA-10
GC Column:	RXI-624 ID : 0.25	Level :	LOW

File ID/Qc Batch:	Dilution:	Prep Date	Date Analyzed	Prep Batch ID
VN067934.D	1		07/27/21 17:36	VN072721

CAS Number	Parameter	Conc.	Qualifier	MDL	LOQ / CRQL	Units
79-00-5	1,1,2-Trichloroethane	1.00	U	0.24	1.00	ug/L
591-78-6	2-Hexanone	5.00	U	0.92	5.00	ug/L
124-48-1	Dibromochloromethane	1.00	U	0.18	1.00	ug/L
106-93-4	1,2-Dibromoethane	1.00	U	0.16	1.00	ug/L
127-18-4	Tetrachloroethene	24.4		0.17	1.00	ug/L
108-90-7	Chlorobenzene	1.00	U	0.17	1.00	ug/L
100-41-4	Ethyl Benzene	1.00	U	0.18	1.00	ug/L
179601-23-1	m/p-Xylenes	2.00	U	0.32	2.00	ug/L
95-47-6	o-Xylene	1.00	U	0.19	1.00	ug/L
100-42-5	Styrene	1.00	U	0.16	1.00	ug/L
75-25-2	Bromoform	1.00	U	0.19	1.00	ug/L
98-82-8	Isopropylbenzene	1.00	U	0.23	1.00	ug/L
79-34-5	1,1,2,2-Tetrachloroethane	1.00	U	0.29	1.00	ug/L
541-73-1	1,3-Dichlorobenzene	1.00	U	0.19	1.00	ug/L
106-46-7	1,4-Dichlorobenzene	1.00	U	0.20	1.00	ug/L
95-50-1	1,2-Dichlorobenzene	1.00	U	0.19	1.00	ug/L
96-12-8	1,2-Dibromo-3-Chloropropane	1.00	U	0.47	1.00	ug/L
120-82-1	1,2,4-Trichlorobenzene	1.00	U	0.30	1.00	ug/L
87-61-6	1,2,3-Trichlorobenzene	1.00	U	0.35	1.00	ug/L
SURROGATES						
17060-07-0	1,2-Dichloroethane-d4	53.2		78 - 117	106%	SPK: 50
1868-53-7	Dibromofluoromethane	50.8		75 - 124	102%	SPK: 50
2037-26-5	Toluene-d8	49.7		92 - 112	99%	SPK: 50
460-00-4	4-Bromofluorobenzene	45.5		83 - 123	91%	SPK: 50
INTERNAL STANDARDS						
363-72-4	Pentafluorobenzene	295000	8.088			
540-36-3	1,4-Difluorobenzene	567000	8.971			
3114-55-4	Chlorobenzene-d5	540000	11.749			
3855-82-1	1,4-Dichlorobenzene-d4	179000	13.677			

Report of Analysis

Client:	EA Engineering Science & Technology	Date Collected:	07/21/21
Project:	NYSDEC - National Heatset	Date Received:	07/22/21
Client Sample ID:	152140-DDC-3-PD	SDG No.:	M3147
Lab Sample ID:	M3147-14	Matrix:	Water
Analytical Method:	SW8260	% Moisture:	100
Sample Wt/Vol:	5 Units: mL	Final Vol:	5000 uL
Soil Aliquot Vol:	uL	Test:	VOC-TCLVOA-10
GC Column:	RXI-624 ID : 0.25	Level :	LOW

File ID/Qc Batch:	Dilution:	Prep Date	Date Analyzed	Prep Batch ID
VN067934.D	1		07/27/21 17:36	VN072721

CAS Number	Parameter	Conc.	Qualifier	MDL	LOQ / CRQL	Units

U = Not Detected
LOQ = Limit of Quantitation
MDL = Method Detection Limit
LOD = Limit of Detection
E = Value Exceeds Calibration Range
Q = indicates LCS control criteria did not meet requirements
M = MS/MSD acceptance criteria did not meet requirements

J = Estimated Value
B = Analyte Found in Associated Method Blank
N = Presumptive Evidence of a Compound
* = Values outside of QC limits
D = Dilution
() = Laboratory InHouse Limit
A = Aldol-Condensation Reaction Products

Report of Analysis

Client:	EA Engineering Science & Technology	Date Collected:	07/21/21
Project:	NYSDEC - National Heatset	Date Received:	07/22/21
Client Sample ID:	152140-MW-3D(ONSITE)	SDG No.:	M3147
Lab Sample ID:	M3147-15	Matrix:	Water
Analytical Method:	SW8260	% Moisture:	100
Sample Wt/Vol:	5 Units: mL	Final Vol:	5000 uL
Soil Aliquot Vol:	uL	Test:	VOC-TCLVOA-10
GC Column:	RXI-624 ID : 0.25	Level :	LOW

File ID/Qc Batch:	Dilution:	Prep Date	Date Analyzed	Prep Batch ID
VN067918.D	1		07/26/21 19:43	VN072621

CAS Number	Parameter	Conc.	Qualifier	MDL	LOQ / CRQL	Units
TARGETS						
75-71-8	Dichlorodifluoromethane	1.00	U	0.23	1.00	ug/L
74-87-3	Chloromethane	1.00	U	0.20	1.00	ug/L
75-01-4	Vinyl Chloride	1.00	U	0.19	1.00	ug/L
74-83-9	Bromomethane	5.00	U	0.87	5.00	ug/L
75-00-3	Chloroethane	1.00	U	0.35	1.00	ug/L
75-69-4	Trichlorofluoromethane	1.00	U	0.25	1.00	ug/L
76-13-1	1,1,2-Trichlorotrifluoroethane	1.00	U	0.21	1.00	ug/L
75-35-4	1,1-Dichloroethene	1.00	U	0.26	1.00	ug/L
67-64-1	Acetone	3.90	J	1.60	5.00	ug/L
75-15-0	Carbon Disulfide	1.00	U	0.25	1.00	ug/L
1634-04-4	Methyl tert-butyl Ether	1.00	U	0.22	1.00	ug/L
79-20-9	Methyl Acetate	1.00	U	0.47	1.00	ug/L
75-09-2	Methylene Chloride	1.00	U	0.18	1.00	ug/L
156-60-5	trans-1,2-Dichloroethene	1.00	U	0.19	1.00	ug/L
75-34-3	1,1-Dichloroethane	1.00	U	0.21	1.00	ug/L
110-82-7	Cyclohexane	5.00	U	1.30	5.00	ug/L
78-93-3	2-Butanone	5.00	U	0.90	5.00	ug/L
56-23-5	Carbon Tetrachloride	1.00	U	0.27	1.00	ug/L
156-59-2	cis-1,2-Dichloroethene	1.00	U	0.22	1.00	ug/L
74-97-5	Bromochloromethane	1.00	U	0.26	1.00	ug/L
67-66-3	Chloroform	1.00	U	0.27	1.00	ug/L
71-55-6	1,1,1-Trichloroethane	1.00	U	0.20	1.00	ug/L
108-87-2	Methylcyclohexane	1.00	U	0.14	1.00	ug/L
71-43-2	Benzene	1.00	U	0.18	1.00	ug/L
107-06-2	1,2-Dichloroethane	1.00	U	0.25	1.00	ug/L
79-01-6	Trichloroethene	1.50		0.17	1.00	ug/L
78-87-5	1,2-Dichloropropane	1.00	U	0.17	1.00	ug/L
75-27-4	Bromodichloromethane	1.00	U	0.20	1.00	ug/L
108-10-1	4-Methyl-2-Pentanone	5.00	U	0.87	5.00	ug/L
108-88-3	Toluene	1.00	U	0.22	1.00	ug/L
10061-02-6	t-1,3-Dichloropropene	1.00	U	0.18	1.00	ug/L
10061-01-5	cis-1,3-Dichloropropene	1.00	U	0.17	1.00	ug/L

Report of Analysis

Client:	EA Engineering Science & Technology	Date Collected:	07/21/21
Project:	NYSDEC - National Heatset	Date Received:	07/22/21
Client Sample ID:	152140-MW-3D(ONSITE)	SDG No.:	M3147
Lab Sample ID:	M3147-15	Matrix:	Water
Analytical Method:	SW8260	% Moisture:	100
Sample Wt/Vol:	5 Units: mL	Final Vol:	5000 uL
Soil Aliquot Vol:	uL	Test:	VOC-TCLVOA-10
GC Column:	RXI-624 ID : 0.25	Level :	LOW

File ID/Qc Batch:	Dilution:	Prep Date	Date Analyzed	Prep Batch ID
VN067918.D	1		07/26/21 19:43	VN072621

CAS Number	Parameter	Conc.	Qualifier	MDL	LOQ / CRQL	Units
79-00-5	1,1,2-Trichloroethane	1.00	U	0.24	1.00	ug/L
591-78-6	2-Hexanone	5.00	U	0.92	5.00	ug/L
124-48-1	Dibromochloromethane	1.00	U	0.18	1.00	ug/L
106-93-4	1,2-Dibromoethane	1.00	U	0.16	1.00	ug/L
127-18-4	Tetrachloroethene	1.00		0.17	1.00	ug/L
108-90-7	Chlorobenzene	1.00	U	0.17	1.00	ug/L
100-41-4	Ethyl Benzene	1.00	U	0.18	1.00	ug/L
179601-23-1	m/p-Xylenes	2.00	U	0.32	2.00	ug/L
95-47-6	o-Xylene	1.00	U	0.19	1.00	ug/L
100-42-5	Styrene	1.00	U	0.16	1.00	ug/L
75-25-2	Bromoform	1.00	U	0.19	1.00	ug/L
98-82-8	Isopropylbenzene	1.00	U	0.23	1.00	ug/L
79-34-5	1,1,2,2-Tetrachloroethane	1.00	U	0.29	1.00	ug/L
541-73-1	1,3-Dichlorobenzene	1.00	U	0.19	1.00	ug/L
106-46-7	1,4-Dichlorobenzene	1.00	U	0.20	1.00	ug/L
95-50-1	1,2-Dichlorobenzene	1.00	U	0.19	1.00	ug/L
96-12-8	1,2-Dibromo-3-Chloropropane	1.00	U	0.47	1.00	ug/L
120-82-1	1,2,4-Trichlorobenzene	1.00	U	0.30	1.00	ug/L
87-61-6	1,2,3-Trichlorobenzene	1.00	U	0.35	1.00	ug/L
SURROGATES						
17060-07-0	1,2-Dichloroethane-d4	54.5		78 - 117	109%	SPK: 50
1868-53-7	Dibromofluoromethane	51.6		75 - 124	103%	SPK: 50
2037-26-5	Toluene-d8	50.7		92 - 112	101%	SPK: 50
460-00-4	4-Bromofluorobenzene	46.7		83 - 123	93%	SPK: 50
INTERNAL STANDARDS						
363-72-4	Pentafluorobenzene	278000	8.088			
540-36-3	1,4-Difluorobenzene	543000	8.971			
3114-55-4	Chlorobenzene-d5	523000	11.749			
3855-82-1	1,4-Dichlorobenzene-d4	182000	13.677			

Report of Analysis

Client:	EA Engineering Science & Technology	Date Collected:	07/21/21
Project:	NYSDEC - National Heatset	Date Received:	07/22/21
Client Sample ID:	152140-MW-3D(ONSITE)	SDG No.:	M3147
Lab Sample ID:	M3147-15	Matrix:	Water
Analytical Method:	SW8260	% Moisture:	100
Sample Wt/Vol:	5 Units: mL	Final Vol:	5000 uL
Soil Aliquot Vol:	uL	Test:	VOC-TCLVOA-10
GC Column:	RXI-624 ID : 0.25	Level :	LOW

File ID/Qc Batch:	Dilution:	Prep Date	Date Analyzed	Prep Batch ID
VN067918.D	1		07/26/21 19:43	VN072621

CAS Number	Parameter	Conc.	Qualifier	MDL	LOQ / CRQL	Units

U = Not Detected
LOQ = Limit of Quantitation
MDL = Method Detection Limit
LOD = Limit of Detection
E = Value Exceeds Calibration Range
Q = indicates LCS control criteria did not meet requirements
M = MS/MSD acceptance criteria did not meet requirements

J = Estimated Value
B = Analyte Found in Associated Method Blank
N = Presumptive Evidence of a Compound
* = Values outside of QC limits
D = Dilution
() = Laboratory InHouse Limit
A = Aldol-Condensation Reaction Products

Report of Analysis

Client:	EA Engineering Science & Technology	Date Collected:	07/21/21
Project:	NYSDEC - National Heatset	Date Received:	07/22/21
Client Sample ID:	152140-MW2AD	SDG No.:	M3147
Lab Sample ID:	M3147-16	Matrix:	Water
Analytical Method:	SW8260	% Moisture:	100
Sample Wt/Vol:	5 Units: mL	Final Vol:	5000 uL
Soil Aliquot Vol:	uL	Test:	VOC-TCLVOA-10
GC Column:	RXI-624 ID : 0.25	Level :	LOW

File ID/Qc Batch:	Dilution:	Prep Date	Date Analyzed	Prep Batch ID
VN067916.D	1		07/26/21 18:54	VN072621

CAS Number	Parameter	Conc.	Qualifier	MDL	LOQ / CRQL	Units
TARGETS						
75-71-8	Dichlorodifluoromethane	1.00	U	0.23	1.00	ug/L
74-87-3	Chloromethane	1.00	U	0.20	1.00	ug/L
75-01-4	Vinyl Chloride	1.00	U	0.19	1.00	ug/L
74-83-9	Bromomethane	5.00	U	0.87	5.00	ug/L
75-00-3	Chloroethane	1.00	U	0.35	1.00	ug/L
75-69-4	Trichlorofluoromethane	1.00	U	0.25	1.00	ug/L
76-13-1	1,1,2-Trichlorotrifluoroethane	1.00	U	0.21	1.00	ug/L
75-35-4	1,1-Dichloroethene	1.00	U	0.26	1.00	ug/L
67-64-1	Acetone	3.40	J	1.60	5.00	ug/L
75-15-0	Carbon Disulfide	1.00	U	0.25	1.00	ug/L
1634-04-4	Methyl tert-butyl Ether	1.00	U	0.22	1.00	ug/L
79-20-9	Methyl Acetate	1.00	U	0.47	1.00	ug/L
75-09-2	Methylene Chloride	1.00	U	0.18	1.00	ug/L
156-60-5	trans-1,2-Dichloroethene	1.00	U	0.19	1.00	ug/L
75-34-3	1,1-Dichloroethane	1.00	U	0.21	1.00	ug/L
110-82-7	Cyclohexane	5.00	U	1.30	5.00	ug/L
78-93-3	2-Butanone	5.00	U	0.90	5.00	ug/L
56-23-5	Carbon Tetrachloride	1.00	U	0.27	1.00	ug/L
156-59-2	cis-1,2-Dichloroethene	11.5		0.22	1.00	ug/L
74-97-5	Bromochloromethane	1.00	U	0.26	1.00	ug/L
67-66-3	Chloroform	1.00	U	0.27	1.00	ug/L
71-55-6	1,1,1-Trichloroethane	1.00	U	0.20	1.00	ug/L
108-87-2	Methylcyclohexane	1.00	U	0.14	1.00	ug/L
71-43-2	Benzene	1.00	U	0.18	1.00	ug/L
107-06-2	1,2-Dichloroethane	1.00	U	0.25	1.00	ug/L
79-01-6	Trichloroethene	5.90		0.17	1.00	ug/L
78-87-5	1,2-Dichloropropane	1.00	U	0.17	1.00	ug/L
75-27-4	Bromodichloromethane	1.00	U	0.20	1.00	ug/L
108-10-1	4-Methyl-2-Pentanone	5.00	U	0.87	5.00	ug/L
108-88-3	Toluene	1.00	U	0.22	1.00	ug/L
10061-02-6	t-1,3-Dichloropropene	1.00	U	0.18	1.00	ug/L
10061-01-5	cis-1,3-Dichloropropene	1.00	U	0.17	1.00	ug/L

Report of Analysis

Client:	EA Engineering Science & Technology	Date Collected:	07/21/21
Project:	NYSDEC - National Heatset	Date Received:	07/22/21
Client Sample ID:	152140-MW2AD	SDG No.:	M3147
Lab Sample ID:	M3147-16	Matrix:	Water
Analytical Method:	SW8260	% Moisture:	100
Sample Wt/Vol:	5 Units: mL	Final Vol:	5000 uL
Soil Aliquot Vol:	uL	Test:	VOC-TCLVOA-10
GC Column:	RXI-624 ID : 0.25	Level :	LOW

File ID/Qc Batch:	Dilution:	Prep Date	Date Analyzed	Prep Batch ID
VN067916.D	1		07/26/21 18:54	VN072621

CAS Number	Parameter	Conc.	Qualifier	MDL	LOQ / CRQL	Units
79-00-5	1,1,2-Trichloroethane	1.00	U	0.24	1.00	ug/L
591-78-6	2-Hexanone	5.00	U	0.92	5.00	ug/L
124-48-1	Dibromochloromethane	1.00	U	0.18	1.00	ug/L
106-93-4	1,2-Dibromoethane	1.00	U	0.16	1.00	ug/L
127-18-4	Tetrachloroethene	11.3		0.17	1.00	ug/L
108-90-7	Chlorobenzene	1.00	U	0.17	1.00	ug/L
100-41-4	Ethyl Benzene	1.00	U	0.18	1.00	ug/L
179601-23-1	m/p-Xylenes	2.00	U	0.32	2.00	ug/L
95-47-6	o-Xylene	1.00	U	0.19	1.00	ug/L
100-42-5	Styrene	1.00	U	0.16	1.00	ug/L
75-25-2	Bromoform	1.00	U	0.19	1.00	ug/L
98-82-8	Isopropylbenzene	1.00	U	0.23	1.00	ug/L
79-34-5	1,1,2,2-Tetrachloroethane	1.00	U	0.29	1.00	ug/L
541-73-1	1,3-Dichlorobenzene	1.00	U	0.19	1.00	ug/L
106-46-7	1,4-Dichlorobenzene	1.00	U	0.20	1.00	ug/L
95-50-1	1,2-Dichlorobenzene	1.00	U	0.19	1.00	ug/L
96-12-8	1,2-Dibromo-3-Chloropropane	1.00	U	0.47	1.00	ug/L
120-82-1	1,2,4-Trichlorobenzene	1.00	U	0.30	1.00	ug/L
87-61-6	1,2,3-Trichlorobenzene	1.00	U	0.35	1.00	ug/L
SURROGATES						
17060-07-0	1,2-Dichloroethane-d4	53.1		78 - 117	106%	SPK: 50
1868-53-7	Dibromofluoromethane	50.2		75 - 124	100%	SPK: 50
2037-26-5	Toluene-d8	50.0		92 - 112	100%	SPK: 50
460-00-4	4-Bromofluorobenzene	46.6		83 - 123	93%	SPK: 50
INTERNAL STANDARDS						
363-72-4	Pentafluorobenzene	289000	8.088			
540-36-3	1,4-Difluorobenzene	557000	8.968			
3114-55-4	Chlorobenzene-d5	529000	11.747			
3855-82-1	1,4-Dichlorobenzene-d4	191000	13.678			
TENTATIVE IDENTIFIED COMPOUNDS						
135-98-8	sec-Butylbenzene	0.76	J		13.5	ug/L

Report of Analysis

Client:	EA Engineering Science & Technology	Date Collected:	07/21/21
Project:	NYSDEC - National Heatset	Date Received:	07/22/21
Client Sample ID:	152140-MW2AD	SDG No.:	M3147
Lab Sample ID:	M3147-16	Matrix:	Water
Analytical Method:	SW8260	% Moisture:	100
Sample Wt/Vol:	5 Units: mL	Final Vol:	5000 uL
Soil Aliquot Vol:	uL	Test:	VOC-TCLVOA-10
GC Column:	RXI-624 ID : 0.25	Level :	LOW

File ID/Qc Batch:	Dilution:	Prep Date	Date Analyzed	Prep Batch ID
VN067916.D	1		07/26/21 18:54	VN072621

CAS Number	Parameter	Conc.	Qualifier	MDL	LOQ / CRQL	Units

U = Not Detected
LOQ = Limit of Quantitation
MDL = Method Detection Limit
LOD = Limit of Detection
E = Value Exceeds Calibration Range
Q = indicates LCS control criteria did not meet requirements
M = MS/MSD acceptance criteria did not meet requirements

J = Estimated Value
B = Analyte Found in Associated Method Blank
N = Presumptive Evidence of a Compound
* = Values outside of QC limits
D = Dilution
() = Laboratory InHouse Limit
A = Aldol-Condensation Reaction Products

Report of Analysis

Client:	EA Engineering Science & Technology	Date Collected:	07/21/21
Project:	NYSDEC - National Heatset	Date Received:	07/22/21
Client Sample ID:	152140-MW-2S(ONSITE)	SDG No.:	M3147
Lab Sample ID:	M3147-17	Matrix:	Water
Analytical Method:	SW8260	% Moisture:	100
Sample Wt/Vol:	5 Units: mL	Final Vol:	5000 uL
Soil Aliquot Vol:	uL	Test:	VOC-TCLVOA-10
GC Column:	RXI-624 ID : 0.25	Level :	LOW

File ID/Qc Batch:	Dilution:	Prep Date	Date Analyzed	Prep Batch ID
VN067917.D	1		07/26/21 19:18	VN072621

CAS Number	Parameter	Conc.	Qualifier	MDL	LOQ / CRQL	Units
TARGETS						
75-71-8	Dichlorodifluoromethane	1.00	U	0.23	1.00	ug/L
74-87-3	Chloromethane	1.00	U	0.20	1.00	ug/L
75-01-4	Vinyl Chloride	1.00	U	0.19	1.00	ug/L
74-83-9	Bromomethane	5.00	U	0.87	5.00	ug/L
75-00-3	Chloroethane	1.00	U	0.35	1.00	ug/L
75-69-4	Trichlorofluoromethane	1.00	U	0.25	1.00	ug/L
76-13-1	1,1,2-Trichlorotrifluoroethane	1.00	U	0.21	1.00	ug/L
75-35-4	1,1-Dichloroethene	1.00	U	0.26	1.00	ug/L
67-64-1	Acetone	2.80	J	1.60	5.00	ug/L
75-15-0	Carbon Disulfide	1.00	U	0.25	1.00	ug/L
1634-04-4	Methyl tert-butyl Ether	1.00	U	0.22	1.00	ug/L
79-20-9	Methyl Acetate	1.00	U	0.47	1.00	ug/L
75-09-2	Methylene Chloride	1.00	U	0.18	1.00	ug/L
156-60-5	trans-1,2-Dichloroethene	1.00	U	0.19	1.00	ug/L
75-34-3	1,1-Dichloroethane	1.00	U	0.21	1.00	ug/L
110-82-7	Cyclohexane	5.00	U	1.30	5.00	ug/L
78-93-3	2-Butanone	5.00	U	0.90	5.00	ug/L
56-23-5	Carbon Tetrachloride	1.00	U	0.27	1.00	ug/L
156-59-2	cis-1,2-Dichloroethene	1.00	U	0.22	1.00	ug/L
74-97-5	Bromochloromethane	1.00	U	0.26	1.00	ug/L
67-66-3	Chloroform	1.00	U	0.27	1.00	ug/L
71-55-6	1,1,1-Trichloroethane	1.00	U	0.20	1.00	ug/L
108-87-2	Methylcyclohexane	1.00	U	0.14	1.00	ug/L
71-43-2	Benzene	1.00	U	0.18	1.00	ug/L
107-06-2	1,2-Dichloroethane	1.00	U	0.25	1.00	ug/L
79-01-6	Trichloroethene	1.00	U	0.17	1.00	ug/L
78-87-5	1,2-Dichloropropane	1.00	U	0.17	1.00	ug/L
75-27-4	Bromodichloromethane	1.00	U	0.20	1.00	ug/L
108-10-1	4-Methyl-2-Pentanone	5.00	U	0.87	5.00	ug/L
108-88-3	Toluene	1.00	U	0.22	1.00	ug/L
10061-02-6	t-1,3-Dichloropropene	1.00	U	0.18	1.00	ug/L
10061-01-5	cis-1,3-Dichloropropene	1.00	U	0.17	1.00	ug/L

Report of Analysis

Client:	EA Engineering Science & Technology	Date Collected:	07/21/21
Project:	NYSDEC - National Heatset	Date Received:	07/22/21
Client Sample ID:	152140-MW-2S(ONSITE)	SDG No.:	M3147
Lab Sample ID:	M3147-17	Matrix:	Water
Analytical Method:	SW8260	% Moisture:	100
Sample Wt/Vol:	5 Units: mL	Final Vol:	5000 uL
Soil Aliquot Vol:	uL	Test:	VOC-TCLVOA-10
GC Column:	RXI-624 ID : 0.25	Level :	LOW

File ID/Qc Batch:	Dilution:	Prep Date	Date Analyzed	Prep Batch ID
VN067917.D	1		07/26/21 19:18	VN072621

CAS Number	Parameter	Conc.	Qualifier	MDL	LOQ / CRQL	Units
79-00-5	1,1,2-Trichloroethane	1.00	U	0.24	1.00	ug/L
591-78-6	2-Hexanone	5.00	U	0.92	5.00	ug/L
124-48-1	Dibromochloromethane	1.00	U	0.18	1.00	ug/L
106-93-4	1,2-Dibromoethane	1.00	U	0.16	1.00	ug/L
127-18-4	Tetrachloroethene	1.40		0.17	1.00	ug/L
108-90-7	Chlorobenzene	1.00	U	0.17	1.00	ug/L
100-41-4	Ethyl Benzene	1.00	U	0.18	1.00	ug/L
179601-23-1	m/p-Xylenes	2.00	U	0.32	2.00	ug/L
95-47-6	o-Xylene	1.00	U	0.19	1.00	ug/L
100-42-5	Styrene	1.00	U	0.16	1.00	ug/L
75-25-2	Bromoform	1.00	U	0.19	1.00	ug/L
98-82-8	Isopropylbenzene	1.00	U	0.23	1.00	ug/L
79-34-5	1,1,2,2-Tetrachloroethane	1.00	U	0.29	1.00	ug/L
541-73-1	1,3-Dichlorobenzene	1.00	U	0.19	1.00	ug/L
106-46-7	1,4-Dichlorobenzene	1.00	U	0.20	1.00	ug/L
95-50-1	1,2-Dichlorobenzene	1.00	U	0.19	1.00	ug/L
96-12-8	1,2-Dibromo-3-Chloropropane	1.00	U	0.47	1.00	ug/L
120-82-1	1,2,4-Trichlorobenzene	1.00	U	0.30	1.00	ug/L
87-61-6	1,2,3-Trichlorobenzene	1.00	U	0.35	1.00	ug/L
SURROGATES						
17060-07-0	1,2-Dichloroethane-d4	53.5		78 - 117	107%	SPK: 50
1868-53-7	Dibromofluoromethane	50.4		75 - 124	101%	SPK: 50
2037-26-5	Toluene-d8	51.1		92 - 112	102%	SPK: 50
460-00-4	4-Bromofluorobenzene	45.0		83 - 123	90%	SPK: 50
INTERNAL STANDARDS						
363-72-4	Pentafluorobenzene	305000	8.088			
540-36-3	1,4-Difluorobenzene	583000	8.971			
3114-55-4	Chlorobenzene-d5	562000	11.747			
3855-82-1	1,4-Dichlorobenzene-d4	186000	13.678			

Report of Analysis

Client:	EA Engineering Science & Technology	Date Collected:	07/21/21
Project:	NYSDEC - National Heatset	Date Received:	07/22/21
Client Sample ID:	152140-MW-2S(ONSITE)	SDG No.:	M3147
Lab Sample ID:	M3147-17	Matrix:	Water
Analytical Method:	SW8260	% Moisture:	100
Sample Wt/Vol:	5 Units: mL	Final Vol:	5000 uL
Soil Aliquot Vol:	uL	Test:	VOC-TCLVOA-10
GC Column:	RXI-624 ID : 0.25	Level :	LOW

File ID/Qc Batch:	Dilution:	Prep Date	Date Analyzed	Prep Batch ID
VN067917.D	1		07/26/21 19:18	VN072621

CAS Number	Parameter	Conc.	Qualifier	MDL	LOQ / CRQL	Units

U = Not Detected
LOQ = Limit of Quantitation
MDL = Method Detection Limit
LOD = Limit of Detection
E = Value Exceeds Calibration Range
Q = indicates LCS control criteria did not meet requirements
M = MS/MSD acceptance criteria did not meet requirements

J = Estimated Value
B = Analyte Found in Associated Method Blank
N = Presumptive Evidence of a Compound
* = Values outside of QC limits
D = Dilution
() = Laboratory InHouse Limit
A = Aldol-Condensation Reaction Products

Report of Analysis

Client:	EA Engineering Science & Technology	Date Collected:	07/21/21
Project:	NYSDEC - National Heatset	Date Received:	07/22/21
Client Sample ID:	152140-DDC-2-PD	SDG No.:	M3147
Lab Sample ID:	M3147-18	Matrix:	Water
Analytical Method:	SW8260	% Moisture:	100
Sample Wt/Vol:	5 Units: mL	Final Vol:	5000 uL
Soil Aliquot Vol:	uL	Test:	VOC-TCLVOA-10
GC Column:	RXI-624 ID : 0.25	Level :	LOW

File ID/Qc Batch:	Dilution:	Prep Date	Date Analyzed	Prep Batch ID
VN067935.D	1		07/27/21 18:01	VN072721

CAS Number	Parameter	Conc.	Qualifier	MDL	LOQ / CRQL	Units
TARGETS						
75-71-8	Dichlorodifluoromethane	1.00	U	0.23	1.00	ug/L
74-87-3	Chloromethane	1.00	U	0.20	1.00	ug/L
75-01-4	Vinyl Chloride	1.00	U	0.19	1.00	ug/L
74-83-9	Bromomethane	5.00	U	0.87	5.00	ug/L
75-00-3	Chloroethane	1.00	U	0.35	1.00	ug/L
75-69-4	Trichlorofluoromethane	1.00	U	0.25	1.00	ug/L
76-13-1	1,1,2-Trichlorotrifluoroethane	1.00	U	0.21	1.00	ug/L
75-35-4	1,1-Dichloroethene	1.00	U	0.26	1.00	ug/L
67-64-1	Acetone	3.30	J	1.60	5.00	ug/L
75-15-0	Carbon Disulfide	1.00	U	0.25	1.00	ug/L
1634-04-4	Methyl tert-butyl Ether	1.00	U	0.22	1.00	ug/L
79-20-9	Methyl Acetate	1.00	U	0.47	1.00	ug/L
75-09-2	Methylene Chloride	1.00	U	0.18	1.00	ug/L
156-60-5	trans-1,2-Dichloroethene	1.00	U	0.19	1.00	ug/L
75-34-3	1,1-Dichloroethane	1.00	U	0.21	1.00	ug/L
110-82-7	Cyclohexane	5.00	U	1.30	5.00	ug/L
78-93-3	2-Butanone	5.00	U	0.90	5.00	ug/L
56-23-5	Carbon Tetrachloride	1.40		0.27	1.00	ug/L
156-59-2	cis-1,2-Dichloroethene	1.00	U	0.22	1.00	ug/L
74-97-5	Bromochloromethane	1.00	U	0.26	1.00	ug/L
67-66-3	Chloroform	0.84	J	0.27	1.00	ug/L
71-55-6	1,1,1-Trichloroethane	1.00	U	0.20	1.00	ug/L
108-87-2	Methylcyclohexane	1.00	U	0.14	1.00	ug/L
71-43-2	Benzene	1.00	U	0.18	1.00	ug/L
107-06-2	1,2-Dichloroethane	1.00	U	0.25	1.00	ug/L
79-01-6	Trichloroethene	1.50		0.17	1.00	ug/L
78-87-5	1,2-Dichloropropane	1.00	U	0.17	1.00	ug/L
75-27-4	Bromodichloromethane	1.00	U	0.20	1.00	ug/L
108-10-1	4-Methyl-2-Pentanone	5.00	U	0.87	5.00	ug/L
108-88-3	Toluene	1.00	U	0.22	1.00	ug/L
10061-02-6	t-1,3-Dichloropropene	1.00	U	0.18	1.00	ug/L
10061-01-5	cis-1,3-Dichloropropene	1.00	U	0.17	1.00	ug/L

Report of Analysis

Client:	EA Engineering Science & Technology	Date Collected:	07/21/21
Project:	NYSDEC - National Heatset	Date Received:	07/22/21
Client Sample ID:	152140-DDC-2-PD	SDG No.:	M3147
Lab Sample ID:	M3147-18	Matrix:	Water
Analytical Method:	SW8260	% Moisture:	100
Sample Wt/Vol:	5 Units: mL	Final Vol:	5000 uL
Soil Aliquot Vol:	uL	Test:	VOC-TCLVOA-10
GC Column:	RXI-624 ID : 0.25	Level :	LOW

File ID/Qc Batch:	Dilution:	Prep Date	Date Analyzed	Prep Batch ID
VN067935.D	1		07/27/21 18:01	VN072721

CAS Number	Parameter	Conc.	Qualifier	MDL	LOQ / CRQL	Units
79-00-5	1,1,2-Trichloroethane	1.00	U	0.24	1.00	ug/L
591-78-6	2-Hexanone	5.00	U	0.92	5.00	ug/L
124-48-1	Dibromochloromethane	1.00	U	0.18	1.00	ug/L
106-93-4	1,2-Dibromoethane	1.00	U	0.16	1.00	ug/L
127-18-4	Tetrachloroethene	1300	E	0.17	1.00	ug/L
108-90-7	Chlorobenzene	1.00	U	0.17	1.00	ug/L
100-41-4	Ethyl Benzene	1.00	U	0.18	1.00	ug/L
179601-23-1	m/p-Xylenes	2.00	U	0.32	2.00	ug/L
95-47-6	o-Xylene	1.00	U	0.19	1.00	ug/L
100-42-5	Styrene	1.00	U	0.16	1.00	ug/L
75-25-2	Bromoform	1.00	U	0.19	1.00	ug/L
98-82-8	Isopropylbenzene	1.00	U	0.23	1.00	ug/L
79-34-5	1,1,2,2-Tetrachloroethane	1.00	U	0.29	1.00	ug/L
541-73-1	1,3-Dichlorobenzene	1.00	U	0.19	1.00	ug/L
106-46-7	1,4-Dichlorobenzene	1.00	U	0.20	1.00	ug/L
95-50-1	1,2-Dichlorobenzene	1.00	U	0.19	1.00	ug/L
96-12-8	1,2-Dibromo-3-Chloropropane	1.00	U	0.47	1.00	ug/L
120-82-1	1,2,4-Trichlorobenzene	1.00	U	0.30	1.00	ug/L
87-61-6	1,2,3-Trichlorobenzene	1.00	U	0.35	1.00	ug/L
SURROGATES						
17060-07-0	1,2-Dichloroethane-d4	53.3		78 - 117	107%	SPK: 50
1868-53-7	Dibromofluoromethane	50.2		75 - 124	100%	SPK: 50
2037-26-5	Toluene-d8	50.4		92 - 112	101%	SPK: 50
460-00-4	4-Bromofluorobenzene	47.9		83 - 123	96%	SPK: 50
INTERNAL STANDARDS						
363-72-4	Pentafluorobenzene	286000	8.088			
540-36-3	1,4-Difluorobenzene	549000	8.971			
3114-55-4	Chlorobenzene-d5	531000	11.749			
3855-82-1	1,4-Dichlorobenzene-d4	184000	13.678			
TENTATIVE IDENTIFIED COMPOUNDS						
67-72-1	Hexachloroethane	32.9	J		14.2	ug/L

Report of Analysis

Client:	EA Engineering Science & Technology	Date Collected:	07/21/21
Project:	NYSDEC - National Heatset	Date Received:	07/22/21
Client Sample ID:	152140-DDC-2-PD	SDG No.:	M3147
Lab Sample ID:	M3147-18	Matrix:	Water
Analytical Method:	SW8260	% Moisture:	100
Sample Wt/Vol:	5 Units: mL	Final Vol:	5000 uL
Soil Aliquot Vol:	uL	Test:	VOC-TCLVOA-10
GC Column:	RXI-624 ID : 0.25	Level :	LOW

File ID/Qc Batch:	Dilution:	Prep Date	Date Analyzed	Prep Batch ID
VN067935.D	1		07/27/21 18:01	VN072721

CAS Number	Parameter	Conc.	Qualifier	MDL	LOQ / CRQL	Units

U = Not Detected
LOQ = Limit of Quantitation
MDL = Method Detection Limit
LOD = Limit of Detection
E = Value Exceeds Calibration Range
Q = indicates LCS control criteria did not meet requirements
M = MS/MSD acceptance criteria did not meet requirements

J = Estimated Value
B = Analyte Found in Associated Method Blank
N = Presumptive Evidence of a Compound
* = Values outside of QC limits
D = Dilution
() = Laboratory InHouse Limit
A = Aldol-Condensation Reaction Products

Report of Analysis

Client:	EA Engineering Science & Technology	Date Collected:	07/21/21
Project:	NYSDEC - National Heatset	Date Received:	07/22/21
Client Sample ID:	152140-DDC-2-PDDL	SDG No.:	M3147
Lab Sample ID:	M3147-18DL	Matrix:	Water
Analytical Method:	SW8260	% Moisture:	100
Sample Wt/Vol:	5 Units: mL	Final Vol:	5000 uL
Soil Aliquot Vol:	uL	Test:	VOC-TCLVOA-10
GC Column:	RXI-624 ID : 0.25	Level :	LOW

File ID/Qc Batch:	Dilution:	Prep Date	Date Analyzed	Prep Batch ID
VN067970.D	20		07/29/21 17:52	VN072921

CAS Number	Parameter	Conc.	Qualifier	MDL	LOQ / CRQL	Units
TARGETS						
75-71-8	Dichlorodifluoromethane	20.0	UD	4.60	20.0	ug/L
74-87-3	Chloromethane	20.0	UD	4.00	20.0	ug/L
75-01-4	Vinyl Chloride	20.0	UD	3.90	20.0	ug/L
74-83-9	Bromomethane	100	UD	17.3	100	ug/L
75-00-3	Chloroethane	20.0	UD	7.00	20.0	ug/L
75-69-4	Trichlorofluoromethane	20.0	UD	5.00	20.0	ug/L
76-13-1	1,1,2-Trichlorotrifluoroethane	20.0	UD	4.30	20.0	ug/L
75-35-4	1,1-Dichloroethene	20.0	UD	5.20	20.0	ug/L
67-64-1	Acetone	100	UD	32.2	100	ug/L
75-15-0	Carbon Disulfide	20.0	UD	5.00	20.0	ug/L
1634-04-4	Methyl tert-butyl Ether	20.0	UD	4.40	20.0	ug/L
79-20-9	Methyl Acetate	20.0	UD	9.40	20.0	ug/L
75-09-2	Methylene Chloride	20.0	UD	3.60	20.0	ug/L
156-60-5	trans-1,2-Dichloroethene	20.0	UD	3.80	20.0	ug/L
75-34-3	1,1-Dichloroethane	20.0	UD	4.20	20.0	ug/L
110-82-7	Cyclohexane	100	UD	26.1	100	ug/L
78-93-3	2-Butanone	100	UD	17.9	100	ug/L
56-23-5	Carbon Tetrachloride	20.0	UD	5.50	20.0	ug/L
156-59-2	cis-1,2-Dichloroethene	20.0	UD	4.40	20.0	ug/L
74-97-5	Bromochloromethane	20.0	UD	5.20	20.0	ug/L
67-66-3	Chloroform	20.0	UD	5.30	20.0	ug/L
71-55-6	1,1,1-Trichloroethane	20.0	UD	3.90	20.0	ug/L
108-87-2	Methylcyclohexane	20.0	UD	2.80	20.0	ug/L
71-43-2	Benzene	20.0	UD	3.60	20.0	ug/L
107-06-2	1,2-Dichloroethane	20.0	UD	5.00	20.0	ug/L
79-01-6	Trichloroethene	20.0	UD	3.50	20.0	ug/L
78-87-5	1,2-Dichloropropane	20.0	UD	3.40	20.0	ug/L
75-27-4	Bromodichloromethane	20.0	UD	4.00	20.0	ug/L
108-10-1	4-Methyl-2-Pentanone	100	UD	17.3	100	ug/L
108-88-3	Toluene	20.0	UD	4.30	20.0	ug/L
10061-02-6	t-1,3-Dichloropropene	20.0	UD	3.60	20.0	ug/L
10061-01-5	cis-1,3-Dichloropropene	20.0	UD	3.30	20.0	ug/L

Report of Analysis

Client:	EA Engineering Science & Technology	Date Collected:	07/21/21
Project:	NYSDEC - National Heatset	Date Received:	07/22/21
Client Sample ID:	152140-DDC-2-PDDL	SDG No.:	M3147
Lab Sample ID:	M3147-18DL	Matrix:	Water
Analytical Method:	SW8260	% Moisture:	100
Sample Wt/Vol:	5 Units: mL	Final Vol:	5000 uL
Soil Aliquot Vol:	uL	Test:	VOC-TCLVOA-10
GC Column:	RXI-624 ID : 0.25	Level :	LOW

File ID/Qc Batch:	Dilution:	Prep Date	Date Analyzed	Prep Batch ID
VN067970.D	20		07/29/21 17:52	VN072921

CAS Number	Parameter	Conc.	Qualifier	MDL	LOQ / CRQL	Units
79-00-5	1,1,2-Trichloroethane	20.0	UD	4.80	20.0	ug/L
591-78-6	2-Hexanone	100	UD	18.4	100	ug/L
124-48-1	Dibromochloromethane	20.0	UD	3.50	20.0	ug/L
106-93-4	1,2-Dibromoethane	20.0	UD	3.30	20.0	ug/L
127-18-4	Tetrachloroethene	1100	D	3.30	20.0	ug/L
108-90-7	Chlorobenzene	20.0	UD	3.30	20.0	ug/L
100-41-4	Ethyl Benzene	20.0	UD	3.60	20.0	ug/L
179601-23-1	m/p-Xylenes	40.0	UD	6.50	40.0	ug/L
95-47-6	o-Xylene	20.0	UD	3.70	20.0	ug/L
100-42-5	Styrene	20.0	UD	3.30	20.0	ug/L
75-25-2	Bromoform	20.0	UD	3.80	20.0	ug/L
98-82-8	Isopropylbenzene	20.0	UD	4.60	20.0	ug/L
79-34-5	1,1,2,2-Tetrachloroethane	20.0	UD	5.90	20.0	ug/L
541-73-1	1,3-Dichlorobenzene	20.0	UD	3.90	20.0	ug/L
106-46-7	1,4-Dichlorobenzene	20.0	UD	3.90	20.0	ug/L
95-50-1	1,2-Dichlorobenzene	20.0	UD	3.80	20.0	ug/L
96-12-8	1,2-Dibromo-3-Chloropropane	20.0	UD	9.50	20.0	ug/L
120-82-1	1,2,4-Trichlorobenzene	20.0	UD	6.10	20.0	ug/L
87-61-6	1,2,3-Trichlorobenzene	20.0	UD	6.90	20.0	ug/L
SURROGATES						
17060-07-0	1,2-Dichloroethane-d4	54.7		78 - 117	109%	SPK: 50
1868-53-7	Dibromofluoromethane	52.7		75 - 124	105%	SPK: 50
2037-26-5	Toluene-d8	48.2		92 - 112	96%	SPK: 50
460-00-4	4-Bromofluorobenzene	43.4		83 - 123	87%	SPK: 50
INTERNAL STANDARDS						
363-72-4	Pentafluorobenzene	322000	8.088			
540-36-3	1,4-Difluorobenzene	603000	8.971			
3114-55-4	Chlorobenzene-d5	588000	11.747			
3855-82-1	1,4-Dichlorobenzene-d4	209000	13.678			

Report of Analysis

Client:	EA Engineering Science & Technology	Date Collected:	07/21/21
Project:	NYSDEC - National Heatset	Date Received:	07/22/21
Client Sample ID:	152140-DDC-2-PDDL	SDG No.:	M3147
Lab Sample ID:	M3147-18DL	Matrix:	Water
Analytical Method:	SW8260	% Moisture:	100
Sample Wt/Vol:	5 Units: mL	Final Vol:	5000 uL
Soil Aliquot Vol:	uL	Test:	VOC-TCLVOA-10
GC Column:	RXI-624 ID : 0.25	Level :	LOW

File ID/Qc Batch:	Dilution:	Prep Date	Date Analyzed	Prep Batch ID
VN067970.D	20		07/29/21 17:52	VN072921

CAS Number	Parameter	Conc.	Qualifier	MDL	LOQ / CRQL	Units

U = Not Detected
LOQ = Limit of Quantitation
MDL = Method Detection Limit
LOD = Limit of Detection
E = Value Exceeds Calibration Range
Q = indicates LCS control criteria did not meet requirements
M = MS/MSD acceptance criteria did not meet requirements

J = Estimated Value
B = Analyte Found in Associated Method Blank
N = Presumptive Evidence of a Compound
* = Values outside of QC limits
D = Dilution
() = Laboratory InHouse Limit
A = Aldol-Condensation Reaction Products

Report of Analysis

Client:	EA Engineering Science & Technology	Date Collected:	07/21/21
Project:	NYSDEC - National Heatset	Date Received:	07/22/21
Client Sample ID:	152140-DDC-1-PDA	SDG No.:	M3147
Lab Sample ID:	M3147-19	Matrix:	Water
Analytical Method:	SW8260	% Moisture:	100
Sample Wt/Vol:	5 Units: mL	Final Vol:	5000 uL
Soil Aliquot Vol:	uL	Test:	VOC-TCLVOA-10
GC Column:	RXI-624 ID : 0.25	Level :	LOW

File ID/Qc Batch:	Dilution:	Prep Date	Date Analyzed	Prep Batch ID
VN067936.D	1		07/27/21 18:25	VN072721

CAS Number	Parameter	Conc.	Qualifier	MDL	LOQ / CRQL	Units
TARGETS						
75-71-8	Dichlorodifluoromethane	1.00	U	0.23	1.00	ug/L
74-87-3	Chloromethane	1.00	U	0.20	1.00	ug/L
75-01-4	Vinyl Chloride	1.00	U	0.19	1.00	ug/L
74-83-9	Bromomethane	5.00	U	0.87	5.00	ug/L
75-00-3	Chloroethane	1.00	U	0.35	1.00	ug/L
75-69-4	Trichlorofluoromethane	1.00	U	0.25	1.00	ug/L
76-13-1	1,1,2-Trichlorotrifluoroethane	1.00	U	0.21	1.00	ug/L
75-35-4	1,1-Dichloroethene	1.00	U	0.26	1.00	ug/L
67-64-1	Acetone	3.00	J	1.60	5.00	ug/L
75-15-0	Carbon Disulfide	1.00	U	0.25	1.00	ug/L
1634-04-4	Methyl tert-butyl Ether	1.00	U	0.22	1.00	ug/L
79-20-9	Methyl Acetate	1.00	U	0.47	1.00	ug/L
75-09-2	Methylene Chloride	1.00	U	0.18	1.00	ug/L
156-60-5	trans-1,2-Dichloroethene	1.00	U	0.19	1.00	ug/L
75-34-3	1,1-Dichloroethane	1.00	U	0.21	1.00	ug/L
110-82-7	Cyclohexane	5.00	U	1.30	5.00	ug/L
78-93-3	2-Butanone	5.00	U	0.90	5.00	ug/L
56-23-5	Carbon Tetrachloride	1.00	U	0.27	1.00	ug/L
156-59-2	cis-1,2-Dichloroethene	1.00	U	0.22	1.00	ug/L
74-97-5	Bromochloromethane	1.00	U	0.26	1.00	ug/L
67-66-3	Chloroform	1.00	U	0.27	1.00	ug/L
71-55-6	1,1,1-Trichloroethane	1.00	U	0.20	1.00	ug/L
108-87-2	Methylcyclohexane	1.00	U	0.14	1.00	ug/L
71-43-2	Benzene	1.00	U	0.18	1.00	ug/L
107-06-2	1,2-Dichloroethane	1.00	U	0.25	1.00	ug/L
79-01-6	Trichloroethene	0.45	J	0.17	1.00	ug/L
78-87-5	1,2-Dichloropropane	1.00	U	0.17	1.00	ug/L
75-27-4	Bromodichloromethane	1.00	U	0.20	1.00	ug/L
108-10-1	4-Methyl-2-Pentanone	5.00	U	0.87	5.00	ug/L
108-88-3	Toluene	1.00	U	0.22	1.00	ug/L
10061-02-6	t-1,3-Dichloropropene	1.00	U	0.18	1.00	ug/L
10061-01-5	cis-1,3-Dichloropropene	1.00	U	0.17	1.00	ug/L

Report of Analysis

Client:	EA Engineering Science & Technology	Date Collected:	07/21/21
Project:	NYSDEC - National Heatset	Date Received:	07/22/21
Client Sample ID:	152140-DDC-1-PDA	SDG No.:	M3147
Lab Sample ID:	M3147-19	Matrix:	Water
Analytical Method:	SW8260	% Moisture:	100
Sample Wt/Vol:	5 Units: mL	Final Vol:	5000 uL
Soil Aliquot Vol:	uL	Test:	VOC-TCLVOA-10
GC Column:	RXI-624 ID : 0.25	Level :	LOW

File ID/Qc Batch:	Dilution:	Prep Date	Date Analyzed	Prep Batch ID
VN067936.D	1		07/27/21 18:25	VN072721

CAS Number	Parameter	Conc.	Qualifier	MDL	LOQ / CRQL	Units
79-00-5	1,1,2-Trichloroethane	1.00	U	0.24	1.00	ug/L
591-78-6	2-Hexanone	5.00	U	0.92	5.00	ug/L
124-48-1	Dibromochloromethane	1.00	U	0.18	1.00	ug/L
106-93-4	1,2-Dibromoethane	1.00	U	0.16	1.00	ug/L
127-18-4	Tetrachloroethene	18.4		0.17	1.00	ug/L
108-90-7	Chlorobenzene	1.00	U	0.17	1.00	ug/L
100-41-4	Ethyl Benzene	1.00	U	0.18	1.00	ug/L
179601-23-1	m/p-Xylenes	2.00	U	0.32	2.00	ug/L
95-47-6	o-Xylene	1.00	U	0.19	1.00	ug/L
100-42-5	Styrene	1.00	U	0.16	1.00	ug/L
75-25-2	Bromoform	1.00	U	0.19	1.00	ug/L
98-82-8	Isopropylbenzene	1.00	U	0.23	1.00	ug/L
79-34-5	1,1,2,2-Tetrachloroethane	1.00	U	0.29	1.00	ug/L
541-73-1	1,3-Dichlorobenzene	1.00	U	0.19	1.00	ug/L
106-46-7	1,4-Dichlorobenzene	1.00	U	0.20	1.00	ug/L
95-50-1	1,2-Dichlorobenzene	1.00	U	0.19	1.00	ug/L
96-12-8	1,2-Dibromo-3-Chloropropane	1.00	U	0.47	1.00	ug/L
120-82-1	1,2,4-Trichlorobenzene	1.00	U	0.30	1.00	ug/L
87-61-6	1,2,3-Trichlorobenzene	1.00	U	0.35	1.00	ug/L
SURROGATES						
17060-07-0	1,2-Dichloroethane-d4	53.8		78 - 117	108%	SPK: 50
1868-53-7	Dibromofluoromethane	50.9		75 - 124	102%	SPK: 50
2037-26-5	Toluene-d8	50.6		92 - 112	101%	SPK: 50
460-00-4	4-Bromofluorobenzene	46.6		83 - 123	93%	SPK: 50
INTERNAL STANDARDS						
363-72-4	Pentafluorobenzene	289000	8.088			
540-36-3	1,4-Difluorobenzene	558000	8.971			
3114-55-4	Chlorobenzene-d5	538000	11.749			
3855-82-1	1,4-Dichlorobenzene-d4	185000	13.677			

CHEMTECH 284 Sheffield Street, Mountainside, NJ 07092 Phone: 908 789 8900 Fax: 908 789 8922

Report of Analysis

Client:	EA Engineering Science & Technology	Date Collected:	07/21/21
Project:	NYSDEC - National Heatset	Date Received:	07/22/21
Client Sample ID:	152140-DDC-1-PDA	SDG No.:	M3147
Lab Sample ID:	M3147-19	Matrix:	Water
Analytical Method:	SW8260	% Moisture:	100
Sample Wt/Vol:	5 Units: mL	Final Vol:	5000 uL
Soil Aliquot Vol:	uL	Test:	VOC-TCLVOA-10
GC Column:	RXI-624 ID : 0.25	Level :	LOW

File ID/Qc Batch:	Dilution:	Prep Date	Date Analyzed	Prep Batch ID
VN067936.D	1		07/27/21 18:25	VN072721

CAS Number	Parameter	Conc.	Qualifier	MDL	LOQ / CRQL	Units

U = Not Detected
LOQ = Limit of Quantitation
MDL = Method Detection Limit
LOD = Limit of Detection
E = Value Exceeds Calibration Range
Q = indicates LCS control criteria did not meet requirements
M = MS/MSD acceptance criteria did not meet requirements

J = Estimated Value
B = Analyte Found in Associated Method Blank
N = Presumptive Evidence of a Compound
* = Values outside of QC limits
D = Dilution
() = Laboratory InHouse Limit
A = Aldol-Condensation Reaction Products

Report of Analysis

Client:	EA Engineering Science & Technology	Date Collected:	07/20/21
Project:	NYSDEC - National Heatset	Date Received:	07/22/21
Client Sample ID:	152140-RB-72021	SDG No.:	M3147
Lab Sample ID:	M3147-20	Matrix:	Water
Analytical Method:	SW8260	% Moisture:	100
Sample Wt/Vol:	5 Units: mL	Final Vol:	5000 uL
Soil Aliquot Vol:	uL	Test:	VOC-TCLVOA-10
GC Column:	RXI-624 ID : 0.25	Level :	LOW

File ID/Qc Batch:	Dilution:	Prep Date	Date Analyzed	Prep Batch ID
VN067931.D	1		07/27/21 16:23	VN072721

CAS Number	Parameter	Conc.	Qualifier	MDL	LOQ / CRQL	Units
TARGETS						
75-71-8	Dichlorodifluoromethane	1.00	U	0.23	1.00	ug/L
74-87-3	Chloromethane	1.00	U	0.20	1.00	ug/L
75-01-4	Vinyl Chloride	1.00	U	0.19	1.00	ug/L
74-83-9	Bromomethane	5.00	U	0.87	5.00	ug/L
75-00-3	Chloroethane	1.00	U	0.35	1.00	ug/L
75-69-4	Trichlorofluoromethane	1.00	U	0.25	1.00	ug/L
76-13-1	1,1,2-Trichlorotrifluoroethane	1.00	U	0.21	1.00	ug/L
75-35-4	1,1-Dichloroethene	1.00	U	0.26	1.00	ug/L
67-64-1	Acetone	53.6		1.60	5.00	ug/L
75-15-0	Carbon Disulfide	1.00	U	0.25	1.00	ug/L
1634-04-4	Methyl tert-butyl Ether	1.00	U	0.22	1.00	ug/L
79-20-9	Methyl Acetate	1.00	U	0.47	1.00	ug/L
75-09-2	Methylene Chloride	1.00	U	0.18	1.00	ug/L
156-60-5	trans-1,2-Dichloroethene	1.00	U	0.19	1.00	ug/L
75-34-3	1,1-Dichloroethane	1.00	U	0.21	1.00	ug/L
110-82-7	Cyclohexane	5.00	U	1.30	5.00	ug/L
78-93-3	2-Butanone	4.50	J	0.90	5.00	ug/L
56-23-5	Carbon Tetrachloride	1.00	U	0.27	1.00	ug/L
156-59-2	cis-1,2-Dichloroethene	1.00	U	0.22	1.00	ug/L
74-97-5	Bromochloromethane	1.00	U	0.26	1.00	ug/L
67-66-3	Chloroform	1.00	U	0.27	1.00	ug/L
71-55-6	1,1,1-Trichloroethane	1.00	U	0.20	1.00	ug/L
108-87-2	Methylcyclohexane	1.00	U	0.14	1.00	ug/L
71-43-2	Benzene	1.00	U	0.18	1.00	ug/L
107-06-2	1,2-Dichloroethane	1.00	U	0.25	1.00	ug/L
79-01-6	Trichloroethene	1.00	U	0.17	1.00	ug/L
78-87-5	1,2-Dichloropropane	1.00	U	0.17	1.00	ug/L
75-27-4	Bromodichloromethane	1.00	U	0.20	1.00	ug/L
108-10-1	4-Methyl-2-Pentanone	5.00	U	0.87	5.00	ug/L
108-88-3	Toluene	1.90		0.22	1.00	ug/L
10061-02-6	t-1,3-Dichloropropene	1.00	U	0.18	1.00	ug/L
10061-01-5	cis-1,3-Dichloropropene	1.00	U	0.17	1.00	ug/L

Report of Analysis

Client:	EA Engineering Science & Technology	Date Collected:	07/20/21
Project:	NYSDEC - National Heatset	Date Received:	07/22/21
Client Sample ID:	152140-RB-72021	SDG No.:	M3147
Lab Sample ID:	M3147-20	Matrix:	Water
Analytical Method:	SW8260	% Moisture:	100
Sample Wt/Vol:	5 Units: mL	Final Vol:	5000 uL
Soil Aliquot Vol:	uL	Test:	VOC-TCLVOA-10
GC Column:	RXI-624 ID : 0.25	Level :	LOW

File ID/Qc Batch:	Dilution:	Prep Date	Date Analyzed	Prep Batch ID
VN067931.D	1		07/27/21 16:23	VN072721

CAS Number	Parameter	Conc.	Qualifier	MDL	LOQ / CRQL	Units
79-00-5	1,1,2-Trichloroethane	1.00	U	0.24	1.00	ug/L
591-78-6	2-Hexanone	6.00		0.92	5.00	ug/L
124-48-1	Dibromochloromethane	1.00	U	0.18	1.00	ug/L
106-93-4	1,2-Dibromoethane	1.00	U	0.16	1.00	ug/L
127-18-4	Tetrachloroethene	1.00	U	0.17	1.00	ug/L
108-90-7	Chlorobenzene	1.00	U	0.17	1.00	ug/L
100-41-4	Ethyl Benzene	1.00	U	0.18	1.00	ug/L
179601-23-1	m/p-Xylenes	0.74	J	0.32	2.00	ug/L
95-47-6	o-Xylene	0.34	J	0.19	1.00	ug/L
100-42-5	Styrene	1.00	U	0.16	1.00	ug/L
75-25-2	Bromoform	1.00	U	0.19	1.00	ug/L
98-82-8	Isopropylbenzene	1.00	U	0.23	1.00	ug/L
79-34-5	1,1,2,2-Tetrachloroethane	1.00	U	0.29	1.00	ug/L
541-73-1	1,3-Dichlorobenzene	1.00	U	0.19	1.00	ug/L
106-46-7	1,4-Dichlorobenzene	1.00	U	0.20	1.00	ug/L
95-50-1	1,2-Dichlorobenzene	1.00	U	0.19	1.00	ug/L
96-12-8	1,2-Dibromo-3-Chloropropane	1.00	U	0.47	1.00	ug/L
120-82-1	1,2,4-Trichlorobenzene	1.00	U	0.30	1.00	ug/L
87-61-6	1,2,3-Trichlorobenzene	1.00	U	0.35	1.00	ug/L
SURROGATES						
17060-07-0	1,2-Dichloroethane-d4	52.4		78 - 117	105%	SPK: 50
1868-53-7	Dibromofluoromethane	50.4		75 - 124	101%	SPK: 50
2037-26-5	Toluene-d8	49.9		92 - 112	100%	SPK: 50
460-00-4	4-Bromofluorobenzene	46.1		83 - 123	92%	SPK: 50
INTERNAL STANDARDS						
363-72-4	Pentafluorobenzene	295000	8.088			
540-36-3	1,4-Difluorobenzene	568000	8.971			
3114-55-4	Chlorobenzene-d5	545000	11.749			
3855-82-1	1,4-Dichlorobenzene-d4	192000	13.678			
TENTATIVE IDENTIFIED COMPOUNDS						
75-65-0	Tert butyl alcohol	28.3	J		5.40	ug/L

Report of Analysis

Client:	EA Engineering Science & Technology	Date Collected:	07/20/21
Project:	NYSDEC - National Heatset	Date Received:	07/22/21
Client Sample ID:	152140-RB-72021	SDG No.:	M3147
Lab Sample ID:	M3147-20	Matrix:	Water
Analytical Method:	SW8260	% Moisture:	100
Sample Wt/Vol:	5 Units: mL	Final Vol:	5000 uL
Soil Aliquot Vol:	uL	Test:	VOC-TCLVOA-10
GC Column:	RXI-624 ID : 0.25	Level :	LOW

File ID/Qc Batch:	Dilution:	Prep Date	Date Analyzed	Prep Batch ID
VN067931.D	1		07/27/21 16:23	VN072721

CAS Number	Parameter	Conc.	Qualifier	MDL	LOQ / CRQL	Units

U = Not Detected
LOQ = Limit of Quantitation
MDL = Method Detection Limit
LOD = Limit of Detection
E = Value Exceeds Calibration Range
Q = indicates LCS control criteria did not meet requirements
M = MS/MSD acceptance criteria did not meet requirements

J = Estimated Value
B = Analyte Found in Associated Method Blank
N = Presumptive Evidence of a Compound
* = Values outside of QC limits
D = Dilution
() = Laboratory InHouse Limit
A = Aldol-Condensation Reaction Products

Report of Analysis

Client:	EA Engineering Science & Technology	Date Collected:	07/21/21
Project:	NYSDEC - National Heatset	Date Received:	07/22/21
Client Sample ID:	152140-RB-72121	SDG No.:	M3147
Lab Sample ID:	M3147-21	Matrix:	Water
Analytical Method:	SW8260	% Moisture:	100
Sample Wt/Vol:	5 Units: mL	Final Vol:	5000 uL
Soil Aliquot Vol:	uL	Test:	VOC-TCLVOA-10
GC Column:	RXI-624 ID : 0.25	Level :	LOW

File ID/Qc Batch:	Dilution:	Prep Date	Date Analyzed	Prep Batch ID
VN067932.D	1		07/27/21 16:47	VN072721

CAS Number	Parameter	Conc.	Qualifier	MDL	LOQ / CRQL	Units
TARGETS						
75-71-8	Dichlorodifluoromethane	1.00	U	0.23	1.00	ug/L
74-87-3	Chloromethane	1.00	U	0.20	1.00	ug/L
75-01-4	Vinyl Chloride	1.00	U	0.19	1.00	ug/L
74-83-9	Bromomethane	5.00	U	0.87	5.00	ug/L
75-00-3	Chloroethane	1.00	U	0.35	1.00	ug/L
75-69-4	Trichlorofluoromethane	1.00	U	0.25	1.00	ug/L
76-13-1	1,1,2-Trichlorotrifluoroethane	1.00	U	0.21	1.00	ug/L
75-35-4	1,1-Dichloroethene	1.00	U	0.26	1.00	ug/L
67-64-1	Acetone	58.0		1.60	5.00	ug/L
75-15-0	Carbon Disulfide	1.00	U	0.25	1.00	ug/L
1634-04-4	Methyl tert-butyl Ether	1.00	U	0.22	1.00	ug/L
79-20-9	Methyl Acetate	1.00	U	0.47	1.00	ug/L
75-09-2	Methylene Chloride	1.00	U	0.18	1.00	ug/L
156-60-5	trans-1,2-Dichloroethene	1.00	U	0.19	1.00	ug/L
75-34-3	1,1-Dichloroethane	1.00	U	0.21	1.00	ug/L
110-82-7	Cyclohexane	5.00	U	1.30	5.00	ug/L
78-93-3	2-Butanone	4.70	J	0.90	5.00	ug/L
56-23-5	Carbon Tetrachloride	1.00	U	0.27	1.00	ug/L
156-59-2	cis-1,2-Dichloroethene	1.00	U	0.22	1.00	ug/L
74-97-5	Bromochloromethane	1.00	U	0.26	1.00	ug/L
67-66-3	Chloroform	1.00	U	0.27	1.00	ug/L
71-55-6	1,1,1-Trichloroethane	1.00	U	0.20	1.00	ug/L
108-87-2	Methylcyclohexane	1.00	U	0.14	1.00	ug/L
71-43-2	Benzene	1.00	U	0.18	1.00	ug/L
107-06-2	1,2-Dichloroethane	1.00	U	0.25	1.00	ug/L
79-01-6	Trichloroethene	1.00	U	0.17	1.00	ug/L
78-87-5	1,2-Dichloropropane	1.00	U	0.17	1.00	ug/L
75-27-4	Bromodichloromethane	1.00	U	0.20	1.00	ug/L
108-10-1	4-Methyl-2-Pentanone	5.00	U	0.87	5.00	ug/L
108-88-3	Toluene	2.00		0.22	1.00	ug/L
10061-02-6	t-1,3-Dichloropropene	1.00	U	0.18	1.00	ug/L
10061-01-5	cis-1,3-Dichloropropene	1.00	U	0.17	1.00	ug/L

Report of Analysis

Client:	EA Engineering Science & Technology	Date Collected:	07/21/21
Project:	NYSDEC - National Heatset	Date Received:	07/22/21
Client Sample ID:	152140-RB-72121	SDG No.:	M3147
Lab Sample ID:	M3147-21	Matrix:	Water
Analytical Method:	SW8260	% Moisture:	100
Sample Wt/Vol:	5 Units: mL	Final Vol:	5000 uL
Soil Aliquot Vol:	uL	Test:	VOC-TCLVOA-10
GC Column:	RXI-624 ID : 0.25	Level :	LOW

File ID/Qc Batch:	Dilution:	Prep Date	Date Analyzed	Prep Batch ID
VN067932.D	1		07/27/21 16:47	VN072721

CAS Number	Parameter	Conc.	Qualifier	MDL	LOQ / CRQL	Units
79-00-5	1,1,2-Trichloroethane	1.00	U	0.24	1.00	ug/L
591-78-6	2-Hexanone	6.20		0.92	5.00	ug/L
124-48-1	Dibromochloromethane	1.00	U	0.18	1.00	ug/L
106-93-4	1,2-Dibromoethane	1.00	U	0.16	1.00	ug/L
127-18-4	Tetrachloroethene	1.00	U	0.17	1.00	ug/L
108-90-7	Chlorobenzene	1.00	U	0.17	1.00	ug/L
100-41-4	Ethyl Benzene	1.00	U	0.18	1.00	ug/L
179601-23-1	m/p-Xylenes	0.77	J	0.32	2.00	ug/L
95-47-6	o-Xylene	0.41	J	0.19	1.00	ug/L
100-42-5	Styrene	1.00	U	0.16	1.00	ug/L
75-25-2	Bromoform	1.00	U	0.19	1.00	ug/L
98-82-8	Isopropylbenzene	1.00	U	0.23	1.00	ug/L
79-34-5	1,1,2,2-Tetrachloroethane	1.00	U	0.29	1.00	ug/L
541-73-1	1,3-Dichlorobenzene	1.00	U	0.19	1.00	ug/L
106-46-7	1,4-Dichlorobenzene	1.00	U	0.20	1.00	ug/L
95-50-1	1,2-Dichlorobenzene	1.00	U	0.19	1.00	ug/L
96-12-8	1,2-Dibromo-3-Chloropropane	1.00	U	0.47	1.00	ug/L
120-82-1	1,2,4-Trichlorobenzene	1.00	U	0.30	1.00	ug/L
87-61-6	1,2,3-Trichlorobenzene	1.00	U	0.35	1.00	ug/L
SURROGATES						
17060-07-0	1,2-Dichloroethane-d4	53.5		78 - 117	107%	SPK: 50
1868-53-7	Dibromofluoromethane	50.8		75 - 124	102%	SPK: 50
2037-26-5	Toluene-d8	50.7		92 - 112	101%	SPK: 50
460-00-4	4-Bromofluorobenzene	46.7		83 - 123	93%	SPK: 50
INTERNAL STANDARDS						
363-72-4	Pentafluorobenzene	287000	8.088			
540-36-3	1,4-Difluorobenzene	552000	8.968			
3114-55-4	Chlorobenzene-d5	520000	11.746			
3855-82-1	1,4-Dichlorobenzene-d4	185000	13.678			
TENTATIVE IDENTIFIED COMPOUNDS						
67-63-0	Isopropyl Alcohol	5.10	J		4.60	ug/L
75-65-0	Tert butyl alcohol	30.4	J		5.39	ug/L

Report of Analysis

Client:	EA Engineering Science & Technology	Date Collected:	07/21/21
Project:	NYSDEC - National Heatset	Date Received:	07/22/21
Client Sample ID:	152140-RB-72121	SDG No.:	M3147
Lab Sample ID:	M3147-21	Matrix:	Water
Analytical Method:	SW8260	% Moisture:	100
Sample Wt/Vol:	5 Units: mL	Final Vol:	5000 uL
Soil Aliquot Vol:	uL	Test:	VOC-TCLVOA-10
GC Column:	RXI-624 ID : 0.25	Level :	LOW

File ID/Qc Batch:	Dilution:	Prep Date	Date Analyzed	Prep Batch ID
VN067932.D	1		07/27/21 16:47	VN072721

CAS Number	Parameter	Conc.	Qualifier	MDL	LOQ / CRQL	Units

U = Not Detected
LOQ = Limit of Quantitation
MDL = Method Detection Limit
LOD = Limit of Detection
E = Value Exceeds Calibration Range
Q = indicates LCS control criteria did not meet requirements
M = MS/MSD acceptance criteria did not meet requirements

J = Estimated Value
B = Analyte Found in Associated Method Blank
N = Presumptive Evidence of a Compound
* = Values outside of QC limits
D = Dilution
() = Laboratory InHouse Limit
A = Aldol-Condensation Reaction Products

Report of Analysis

Client:	EA Engineering Science & Technology	Date Collected:	07/12/21
Project:	NYSDEC - National Heatset	Date Received:	07/22/21
Client Sample ID:	152140-TB	SDG No.:	M3147
Lab Sample ID:	M3147-22	Matrix:	Water
Analytical Method:	SW8260	% Moisture:	100
Sample Wt/Vol:	5 Units: mL	Final Vol:	5000 uL
Soil Aliquot Vol:	uL	Test:	VOC-TCLVOA-10
GC Column:	RXI-624 ID : 0.25	Level :	LOW

File ID/Qc Batch:	Dilution:	Prep Date	Date Analyzed	Prep Batch ID
VN067911.D	1		07/26/21 16:51	VN072621

CAS Number	Parameter	Conc.	Qualifier	MDL	LOQ / CRQL	Units
TARGETS						
75-71-8	Dichlorodifluoromethane	1.00	U	0.23	1.00	ug/L
74-87-3	Chloromethane	1.00	U	0.20	1.00	ug/L
75-01-4	Vinyl Chloride	1.00	U	0.19	1.00	ug/L
74-83-9	Bromomethane	5.00	U	0.87	5.00	ug/L
75-00-3	Chloroethane	1.00	U	0.35	1.00	ug/L
75-69-4	Trichlorofluoromethane	1.00	U	0.25	1.00	ug/L
76-13-1	1,1,2-Trichlorotrifluoroethane	1.00	U	0.21	1.00	ug/L
75-35-4	1,1-Dichloroethene	1.00	U	0.26	1.00	ug/L
67-64-1	Acetone	5.00	U	1.60	5.00	ug/L
75-15-0	Carbon Disulfide	1.00	U	0.25	1.00	ug/L
1634-04-4	Methyl tert-butyl Ether	1.00	U	0.22	1.00	ug/L
79-20-9	Methyl Acetate	1.00	U	0.47	1.00	ug/L
75-09-2	Methylene Chloride	1.00	U	0.18	1.00	ug/L
156-60-5	trans-1,2-Dichloroethene	1.00	U	0.19	1.00	ug/L
75-34-3	1,1-Dichloroethane	1.00	U	0.21	1.00	ug/L
110-82-7	Cyclohexane	5.00	U	1.30	5.00	ug/L
78-93-3	2-Butanone	5.00	U	0.90	5.00	ug/L
56-23-5	Carbon Tetrachloride	1.00	U	0.27	1.00	ug/L
156-59-2	cis-1,2-Dichloroethene	1.00	U	0.22	1.00	ug/L
74-97-5	Bromochloromethane	1.00	U	0.26	1.00	ug/L
67-66-3	Chloroform	1.00	U	0.27	1.00	ug/L
71-55-6	1,1,1-Trichloroethane	1.00	U	0.20	1.00	ug/L
108-87-2	Methylcyclohexane	1.00	U	0.14	1.00	ug/L
71-43-2	Benzene	1.00	U	0.18	1.00	ug/L
107-06-2	1,2-Dichloroethane	1.00	U	0.25	1.00	ug/L
79-01-6	Trichloroethene	1.00	U	0.17	1.00	ug/L
78-87-5	1,2-Dichloropropane	1.00	U	0.17	1.00	ug/L
75-27-4	Bromodichloromethane	1.00	U	0.20	1.00	ug/L
108-10-1	4-Methyl-2-Pentanone	5.00	U	0.87	5.00	ug/L
108-88-3	Toluene	1.00	U	0.22	1.00	ug/L
10061-02-6	t-1,3-Dichloropropene	1.00	U	0.18	1.00	ug/L
10061-01-5	cis-1,3-Dichloropropene	1.00	U	0.17	1.00	ug/L

Report of Analysis

Client:	EA Engineering Science & Technology	Date Collected:	07/12/21
Project:	NYSDEC - National Heatset	Date Received:	07/22/21
Client Sample ID:	152140-TB	SDG No.:	M3147
Lab Sample ID:	M3147-22	Matrix:	Water
Analytical Method:	SW8260	% Moisture:	100
Sample Wt/Vol:	5 Units: mL	Final Vol:	5000 uL
Soil Aliquot Vol:	uL	Test:	VOC-TCLVOA-10
GC Column:	RXI-624 ID : 0.25	Level :	LOW

File ID/Qc Batch:	Dilution:	Prep Date	Date Analyzed	Prep Batch ID
VN067911.D	1		07/26/21 16:51	VN072621

CAS Number	Parameter	Conc.	Qualifier	MDL	LOQ / CRQL	Units
79-00-5	1,1,2-Trichloroethane	1.00	U	0.24	1.00	ug/L
591-78-6	2-Hexanone	5.00	U	0.92	5.00	ug/L
124-48-1	Dibromochloromethane	1.00	U	0.18	1.00	ug/L
106-93-4	1,2-Dibromoethane	1.00	U	0.16	1.00	ug/L
127-18-4	Tetrachloroethene	1.00	U	0.17	1.00	ug/L
108-90-7	Chlorobenzene	1.00	U	0.17	1.00	ug/L
100-41-4	Ethyl Benzene	1.00	U	0.18	1.00	ug/L
179601-23-1	m/p-Xylenes	2.00	U	0.32	2.00	ug/L
95-47-6	o-Xylene	1.00	U	0.19	1.00	ug/L
100-42-5	Styrene	1.00	U	0.16	1.00	ug/L
75-25-2	Bromoform	1.00	U	0.19	1.00	ug/L
98-82-8	Isopropylbenzene	1.00	U	0.23	1.00	ug/L
79-34-5	1,1,2,2-Tetrachloroethane	1.00	U	0.29	1.00	ug/L
541-73-1	1,3-Dichlorobenzene	1.00	U	0.19	1.00	ug/L
106-46-7	1,4-Dichlorobenzene	1.00	U	0.20	1.00	ug/L
95-50-1	1,2-Dichlorobenzene	1.00	U	0.19	1.00	ug/L
96-12-8	1,2-Dibromo-3-Chloropropane	1.00	U	0.47	1.00	ug/L
120-82-1	1,2,4-Trichlorobenzene	1.00	U	0.30	1.00	ug/L
87-61-6	1,2,3-Trichlorobenzene	1.00	U	0.35	1.00	ug/L
SURROGATES						
17060-07-0	1,2-Dichloroethane-d4	52.9		78 - 117	106%	SPK: 50
1868-53-7	Dibromofluoromethane	51.0		75 - 124	102%	SPK: 50
2037-26-5	Toluene-d8	50.8		92 - 112	102%	SPK: 50
460-00-4	4-Bromofluorobenzene	46.1		83 - 123	92%	SPK: 50
INTERNAL STANDARDS						
363-72-4	Pentafluorobenzene	308000	8.088			
540-36-3	1,4-Difluorobenzene	583000	8.971			
3114-55-4	Chlorobenzene-d5	556000	11.746			
3855-82-1	1,4-Dichlorobenzene-d4	188000	13.677			

Report of Analysis

Client:	EA Engineering Science & Technology	Date Collected:	07/12/21
Project:	NYSDEC - National Heatset	Date Received:	07/22/21
Client Sample ID:	152140-TB	SDG No.:	M3147
Lab Sample ID:	M3147-22	Matrix:	Water
Analytical Method:	SW8260	% Moisture:	100
Sample Wt/Vol:	5 Units: mL	Final Vol:	5000 uL
Soil Aliquot Vol:	uL	Test:	VOC-TCLVOA-10
GC Column:	RXI-624 ID : 0.25	Level :	LOW

File ID/Qc Batch:	Dilution:	Prep Date	Date Analyzed	Prep Batch ID
VN067911.D	1		07/26/21 16:51	VN072621

CAS Number	Parameter	Conc.	Qualifier	MDL	LOQ / CRQL	Units

U = Not Detected
LOQ = Limit of Quantitation
MDL = Method Detection Limit
LOD = Limit of Detection
E = Value Exceeds Calibration Range
Q = indicates LCS control criteria did not meet requirements
M = MS/MSD acceptance criteria did not meet requirements

J = Estimated Value
B = Analyte Found in Associated Method Blank
N = Presumptive Evidence of a Compound
* = Values outside of QC limits
D = Dilution
() = Laboratory InHouse Limit
A = Aldol-Condensation Reaction Products

Report of Analysis

Client:	EA Engineering Science & Technology	Date Collected:	07/21/21
Project:	NYSDEC - National Heatset	Date Received:	07/22/21
Client Sample ID:	152140-FB-72121	SDG No.:	M3147
Lab Sample ID:	M3147-23	Matrix:	Water
Analytical Method:	SW8260	% Moisture:	100
Sample Wt/Vol:	5 Units: mL	Final Vol:	5000 uL
Soil Aliquot Vol:	uL	Test:	VOC-TCLVOA-10
GC Column:	RXI-624 ID : 0.25	Level :	LOW

File ID/Qc Batch:	Dilution:	Prep Date	Date Analyzed	Prep Batch ID
VN067933.D	1		07/27/21 17:12	VN072721

CAS Number	Parameter	Conc.	Qualifier	MDL	LOQ / CRQL	Units
TARGETS						
75-71-8	Dichlorodifluoromethane	1.00	U	0.23	1.00	ug/L
74-87-3	Chloromethane	1.00	U	0.20	1.00	ug/L
75-01-4	Vinyl Chloride	1.00	U	0.19	1.00	ug/L
74-83-9	Bromomethane	5.00	U	0.87	5.00	ug/L
75-00-3	Chloroethane	1.00	U	0.35	1.00	ug/L
75-69-4	Trichlorofluoromethane	1.00	U	0.25	1.00	ug/L
76-13-1	1,1,2-Trichlorotrifluoroethane	1.00	U	0.21	1.00	ug/L
75-35-4	1,1-Dichloroethene	1.00	U	0.26	1.00	ug/L
67-64-1	Acetone	52.6		1.60	5.00	ug/L
75-15-0	Carbon Disulfide	1.00	U	0.25	1.00	ug/L
1634-04-4	Methyl tert-butyl Ether	1.00	U	0.22	1.00	ug/L
79-20-9	Methyl Acetate	1.00	U	0.47	1.00	ug/L
75-09-2	Methylene Chloride	1.00	U	0.18	1.00	ug/L
156-60-5	trans-1,2-Dichloroethene	1.00	U	0.19	1.00	ug/L
75-34-3	1,1-Dichloroethane	1.00	U	0.21	1.00	ug/L
110-82-7	Cyclohexane	5.00	U	1.30	5.00	ug/L
78-93-3	2-Butanone	4.20	J	0.90	5.00	ug/L
56-23-5	Carbon Tetrachloride	1.00	U	0.27	1.00	ug/L
156-59-2	cis-1,2-Dichloroethene	1.00	U	0.22	1.00	ug/L
74-97-5	Bromochloromethane	1.00	U	0.26	1.00	ug/L
67-66-3	Chloroform	1.00	U	0.27	1.00	ug/L
71-55-6	1,1,1-Trichloroethane	1.00	U	0.20	1.00	ug/L
108-87-2	Methylcyclohexane	1.00	U	0.14	1.00	ug/L
71-43-2	Benzene	1.00	U	0.18	1.00	ug/L
107-06-2	1,2-Dichloroethane	1.00	U	0.25	1.00	ug/L
79-01-6	Trichloroethene	1.00	U	0.17	1.00	ug/L
78-87-5	1,2-Dichloropropane	1.00	U	0.17	1.00	ug/L
75-27-4	Bromodichloromethane	1.00	U	0.20	1.00	ug/L
108-10-1	4-Methyl-2-Pentanone	5.00	U	0.87	5.00	ug/L
108-88-3	Toluene	1.90		0.22	1.00	ug/L
10061-02-6	t-1,3-Dichloropropene	1.00	U	0.18	1.00	ug/L
10061-01-5	cis-1,3-Dichloropropene	1.00	U	0.17	1.00	ug/L

Report of Analysis

Client:	EA Engineering Science & Technology	Date Collected:	07/21/21
Project:	NYSDEC - National Heatset	Date Received:	07/22/21
Client Sample ID:	152140-FB-72121	SDG No.:	M3147
Lab Sample ID:	M3147-23	Matrix:	Water
Analytical Method:	SW8260	% Moisture:	100
Sample Wt/Vol:	5 Units: mL	Final Vol:	5000 uL
Soil Aliquot Vol:	uL	Test:	VOC-TCLVOA-10
GC Column:	RXI-624 ID : 0.25	Level :	LOW

File ID/Qc Batch:	Dilution:	Prep Date	Date Analyzed	Prep Batch ID
VN067933.D	1		07/27/21 17:12	VN072721

CAS Number	Parameter	Conc.	Qualifier	MDL	LOQ / CRQL	Units
79-00-5	1,1,2-Trichloroethane	1.00	U	0.24	1.00	ug/L
591-78-6	2-Hexanone	5.80		0.92	5.00	ug/L
124-48-1	Dibromochloromethane	1.00	U	0.18	1.00	ug/L
106-93-4	1,2-Dibromoethane	1.00	U	0.16	1.00	ug/L
127-18-4	Tetrachloroethene	1.00	U	0.17	1.00	ug/L
108-90-7	Chlorobenzene	1.00	U	0.17	1.00	ug/L
100-41-4	Ethyl Benzene	1.00	U	0.18	1.00	ug/L
179601-23-1	m/p-Xylenes	0.64	J	0.32	2.00	ug/L
95-47-6	o-Xylene	0.30	J	0.19	1.00	ug/L
100-42-5	Styrene	1.00	U	0.16	1.00	ug/L
75-25-2	Bromoform	1.00	U	0.19	1.00	ug/L
98-82-8	Isopropylbenzene	1.00	U	0.23	1.00	ug/L
79-34-5	1,1,2,2-Tetrachloroethane	1.00	U	0.29	1.00	ug/L
541-73-1	1,3-Dichlorobenzene	1.00	U	0.19	1.00	ug/L
106-46-7	1,4-Dichlorobenzene	1.00	U	0.20	1.00	ug/L
95-50-1	1,2-Dichlorobenzene	1.00	U	0.19	1.00	ug/L
96-12-8	1,2-Dibromo-3-Chloropropane	1.00	U	0.47	1.00	ug/L
120-82-1	1,2,4-Trichlorobenzene	1.00	U	0.30	1.00	ug/L
87-61-6	1,2,3-Trichlorobenzene	1.00	U	0.35	1.00	ug/L
SURROGATES						
17060-07-0	1,2-Dichloroethane-d4	53.0		78 - 117	106%	SPK: 50
1868-53-7	Dibromofluoromethane	51.1		75 - 124	102%	SPK: 50
2037-26-5	Toluene-d8	49.7		92 - 112	99%	SPK: 50
460-00-4	4-Bromofluorobenzene	46.9		83 - 123	94%	SPK: 50
INTERNAL STANDARDS						
363-72-4	Pentafluorobenzene	295000	8.088			
540-36-3	1,4-Difluorobenzene	570000	8.968			
3114-55-4	Chlorobenzene-d5	546000	11.749			
3855-82-1	1,4-Dichlorobenzene-d4	193000	13.678			
TENTATIVE IDENTIFIED COMPOUNDS						
75-65-0	Tert butyl alcohol	29.1	J		5.39	ug/L

Report of Analysis

Client:	EA Engineering Science & Technology	Date Collected:	07/21/21
Project:	NYSDEC - National Heatset	Date Received:	07/22/21
Client Sample ID:	152140-FB-72121	SDG No.:	M3147
Lab Sample ID:	M3147-23	Matrix:	Water
Analytical Method:	SW8260	% Moisture:	100
Sample Wt/Vol:	5 Units: mL	Final Vol:	5000 uL
Soil Aliquot Vol:	uL	Test:	VOC-TCLVOA-10
GC Column:	RXI-624 ID : 0.25	Level :	LOW

File ID/Qc Batch:	Dilution:	Prep Date	Date Analyzed	Prep Batch ID
VN067933.D	1		07/27/21 17:12	VN072721

CAS Number	Parameter	Conc.	Qualifier	MDL	LOQ / CRQL	Units

U = Not Detected
LOQ = Limit of Quantitation
MDL = Method Detection Limit
LOD = Limit of Detection
E = Value Exceeds Calibration Range
Q = indicates LCS control criteria did not meet requirements
M = MS/MSD acceptance criteria did not meet requirements

J = Estimated Value
B = Analyte Found in Associated Method Blank
N = Presumptive Evidence of a Compound
* = Values outside of QC limits
D = Dilution
() = Laboratory InHouse Limit
A = Aldol-Condensation Reaction Products

QC SUMMARY

Surrogate Summary

SDG No.: M3147

Client: EA Engineering Science & Technology

Analytical Method: SW8260-Low

Lab Sample ID	Client ID	Parameter	Spike	Result	RecoveryQual	Limits Low	Limits High
M3147-01	152140-MW-5D	1,2-Dichloroethane-d4	50	52.5	105	78	117
		Dibromofluoromethane	50	50.8	102	75	124
		Toluene-d8	50	51.0	102	92	112
		4-Bromofluorobenzene	50	47.9	96	83	123
M3147-02	152140-MW-5S	1,2-Dichloroethane-d4	50	52.6	105	78	117
		Dibromofluoromethane	50	50.8	102	75	124
		Toluene-d8	50	50.5	101	92	112
		4-Bromofluorobenzene	50	46.1	92	83	123
M3147-03	152140-MW-2A	1,2-Dichloroethane-d4	50	53.4	107	78	117
		Dibromofluoromethane	50	50.6	101	75	124
		Toluene-d8	50	50.3	101	92	112
		4-Bromofluorobenzene	50	46.4	93	83	123
M3147-04	152140-MW-3A(ONSITE)	1,2-Dichloroethane-d4	50	53.5	107	78	117
		Dibromofluoromethane	50	50.5	101	75	124
		Toluene-d8	50	49.8	100	92	112
		4-Bromofluorobenzene	50	45.7	91	83	123
M3147-05	152140-MW-9(ONSITE)	1,2-Dichloroethane-d4	50	53.7	107	78	117
		Dibromofluoromethane	50	50.5	101	75	124
		Toluene-d8	50	49.7	99	92	112
		4-Bromofluorobenzene	50	45.0	90	83	123
M3147-06	152140-MW-15S	1,2-Dichloroethane-d4	50	53.2	106	78	117
		Dibromofluoromethane	50	50.9	102	75	124
		Toluene-d8	50	50.3	101	92	112
		4-Bromofluorobenzene	50	46.8	94	83	123
M3147-07	152140-MW-4D(ONSITE)	1,2-Dichloroethane-d4	50	51.9	104	78	117
		Dibromofluoromethane	50	49.1	98	75	124
		Toluene-d8	50	49.3	99	92	112
		4-Bromofluorobenzene	50	43.3	87	83	123
M3147-08	152140-MW-2D(ONSITE)	1,2-Dichloroethane-d4	50	52.3	105	78	117
		Dibromofluoromethane	50	49.8	100	75	124
		Toluene-d8	50	48.8	98	92	112
		4-Bromofluorobenzene	50	45.1	90	83	123
M3147-09	152140-MW-H	1,2-Dichloroethane-d4	50	53.3	107	78	117
		Dibromofluoromethane	50	50.8	102	75	124
		Toluene-d8	50	50.6	101	92	112
		4-Bromofluorobenzene	50	45.7	91	83	123
M3147-10	152140-DDC-1-PS	1,2-Dichloroethane-d4	50	55.1	110	78	117
		Dibromofluoromethane	50	51.5	103	75	124
		Toluene-d8	50	47.5	95	92	112
		4-Bromofluorobenzene	50	42.0	84	83	123
M3147-11MS	152140-DDC-1-PSMS	1,2-Dichloroethane-d4	50	53.0	106	78	117
		Dibromofluoromethane	50	55.5	111	75	124
		Toluene-d8	50	52.5	105	92	112
		4-Bromofluorobenzene	50	54.3	109	83	123
M3147-12MSD	152140-DDC-1-PSMSD	1,2-Dichloroethane-d4	50	50.9	102	78	117
		Dibromofluoromethane	50	54.6	109	75	124
		Toluene-d8	50	51.2	102	92	112
		4-Bromofluorobenzene	50	54.7	109	83	123
M3147-13	152140-MW-4S(ONSITE)	1,2-Dichloroethane-d4	50	52.1	104	78	117
		Dibromofluoromethane	50	50.7	101	75	124
		Toluene-d8	50	51.0	102	92	112
		4-Bromofluorobenzene	50	44.9	90	83	123

Surrogate Summary

SDG No.: M3147

Client: EA Engineering Science & Technology

Analytical Method: SW8260-Low

Lab Sample ID	Client ID	Parameter	Spike	Result	RecoveryQual	Limits Low	Limits High
M3147-14	152140-DDC-3-PD	1,2-Dichloroethane-d4	50	53.2	106	78	117
		Dibromofluoromethane	50	50.8	102	75	124
		Toluene-d8	50	49.7	99	92	112
		4-Bromofluorobenzene	50	45.5	91	83	123
M3147-15	152140-MW-3D(ONSITE)	1,2-Dichloroethane-d4	50	54.5	109	78	117
		Dibromofluoromethane	50	51.6	103	75	124
		Toluene-d8	50	50.7	101	92	112
		4-Bromofluorobenzene	50	46.7	93	83	123
M3147-16	152140-MW2AD	1,2-Dichloroethane-d4	50	53.1	106	78	117
		Dibromofluoromethane	50	50.3	100	75	124
		Toluene-d8	50	50.0	100	92	112
		4-Bromofluorobenzene	50	46.6	93	83	123
M3147-17	152140-MW-2S(ONSITE)	1,2-Dichloroethane-d4	50	53.5	107	78	117
		Dibromofluoromethane	50	50.4	101	75	124
		Toluene-d8	50	51.1	102	92	112
		4-Bromofluorobenzene	50	45.0	90	83	123
M3147-18	152140-DDC-2-PD	1,2-Dichloroethane-d4	50	53.3	107	78	117
		Dibromofluoromethane	50	50.1	100	75	124
		Toluene-d8	50	50.4	101	92	112
		4-Bromofluorobenzene	50	47.9	96	83	123
M3147-18DL	152140-DDC-2-PDDL	1,2-Dichloroethane-d4	50	54.7	109	78	117
		Dibromofluoromethane	50	52.7	105	75	124
		Toluene-d8	50	48.2	96	92	112
		4-Bromofluorobenzene	50	43.4	87	83	123
M3147-19	152140-DDC-1-PDA	1,2-Dichloroethane-d4	50	53.8	108	78	117
		Dibromofluoromethane	50	50.9	102	75	124
		Toluene-d8	50	50.6	101	92	112
		4-Bromofluorobenzene	50	46.6	93	83	123
M3147-20	152140-RB-72021	1,2-Dichloroethane-d4	50	52.4	105	78	117
		Dibromofluoromethane	50	50.4	101	75	124
		Toluene-d8	50	49.9	100	92	112
		4-Bromofluorobenzene	50	46.1	92	83	123
M3147-21	152140-RB-72121	1,2-Dichloroethane-d4	50	53.5	107	78	117
		Dibromofluoromethane	50	50.8	102	75	124
		Toluene-d8	50	50.7	101	92	112
		4-Bromofluorobenzene	50	46.7	93	83	123
M3147-22	152140-TB	1,2-Dichloroethane-d4	50	52.9	106	78	117
		Dibromofluoromethane	50	51.0	102	75	124
		Toluene-d8	50	50.9	102	92	112
		4-Bromofluorobenzene	50	46.1	92	83	123
M3147-23	152140-FB-72121	1,2-Dichloroethane-d4	50	53.0	106	78	117
		Dibromofluoromethane	50	51.1	102	75	124
		Toluene-d8	50	49.7	99	92	112
		4-Bromofluorobenzene	50	46.9	94	83	123
VN0723WBL01	VN0723WBL01	1,2-Dichloroethane-d4	50	51.0	102	78	117
		Dibromofluoromethane	50	49.1	98	75	124
		Toluene-d8	50	48.8	98	92	112
		4-Bromofluorobenzene	50	45.7	91	83	123
VN0723WBS01	VN0723WBS01	1,2-Dichloroethane-d4	50	50.6	101	78	117
		Dibromofluoromethane	50	52.4	105	75	124
		Toluene-d8	50	51.0	102	92	112
		4-Bromofluorobenzene	50	49.5	99	83	123

Surrogate Summary

SDG No.: M3147

Client: EA Engineering Science & Technology

Analytical Method: SW8260-Low

Lab Sample ID	Client ID	Parameter	Spike	Result	RecoveryQual	Limits Low	Limits High
VN0726WBL01	VN0726WBL01	1,2-Dichloroethane-d4	50	52.5	105	78	117
		Dibromofluoromethane	50	49.3	99	75	124
		Toluene-d8	50	48.6	97	92	112
		4-Bromofluorobenzene	50	43.2	86	83	123
VN0726WBS01	VN0726WBS01	1,2-Dichloroethane-d4	50	50.0	100	78	117
		Dibromofluoromethane	50	50.9	102	75	124
		Toluene-d8	50	48.4	97	92	112
		4-Bromofluorobenzene	50	47.3	95	83	123
VN0727WBL01	VN0727WBL01	1,2-Dichloroethane-d4	50	57.8	116	78	117
		Dibromofluoromethane	50	55.7	111	75	124
		Toluene-d8	50	55.7	111	92	112
		4-Bromofluorobenzene	50	50.8	102	83	123
VN0727WBS01	VN0727WBS01	1,2-Dichloroethane-d4	50	49.3	99	78	117
		Dibromofluoromethane	50	51.5	103	75	124
		Toluene-d8	50	49.0	98	92	112
		4-Bromofluorobenzene	50	47.5	95	83	123
VN0729WBL01	VN0729WBL01	1,2-Dichloroethane-d4	50	55.0	110	78	117
		Dibromofluoromethane	50	52.6	105	75	124
		Toluene-d8	50	47.4	95	92	112
		4-Bromofluorobenzene	50	42.5	85	83	123
VN0729WBS01	VN0729WBS01	1,2-Dichloroethane-d4	50	52.5	105	78	117
		Dibromofluoromethane	50	53.1	106	75	124
		Toluene-d8	50	47.9	96	92	112
		4-Bromofluorobenzene	50	44.4	89	83	123

CHEMTECH

Matrix Spike/Matrix Spike Duplicate Summary
SW-846

SDG No.: M3147

Client: EA Engineering Science & Technology

Analytical Method: SW8260-Low

Parameter	Spike	Sample Result	Result	Units	Rec	Rec Qual	RPD	RPD Qual	Limits Low	Limits High	Limits RPD
Lab Sample ID : M3147-11MS	**Client Sample ID :** 152140-DDC-1-PSMS							**Datafile :** VN067938.D			
Dichlorodifluoromethane	50	0	43.8	ug/L	88				73	120	
Chloromethane	50	0	39.4	ug/L	79				58	133	
Vinyl chloride	50	0	44.6	ug/L	89				69	125	
Bromomethane	50	0	64.2	ug/L	128				45	135	
Chloroethane	50	0	52.5	ug/L	105				77	119	
Trichlorofluoromethane	50	0	56.7	ug/L	113				72	124	
1,1,2-Trichlorotrifluoroethane	50	0	52.8	ug/L	106				75	117	
1,1-Dichloroethene	50	0	52.2	ug/L	104				77	118	
Acetone	250	0	270	ug/L	108				57	139	
Carbon disulfide	50	0	44.8	ug/L	90				67	118	
Methyl tert-butyl Ether	50	0	53.5	ug/L	107				60	148	
Methyl Acetate	50	0	53.9	ug/L	108				60	133	
Methylene Chloride	50	0	54.6	ug/L	109				79	115	
trans-1,2-Dichloroethene	50	0	52.9	ug/L	106				60	133	
1,1-Dichloroethane	50	0	53.0	ug/L	106				78	122	
Cyclohexane	50	0	43.3	ug/L	87				71	119	
2-Butanone	250	0	280	ug/L	112				67	137	
Carbon Tetrachloride	50	0	55.1	ug/L	110				84	115	
cis-1,2-Dichloroethene	50	0	53.2	ug/L	106				56	145	
Bromochloromethane	50	0	50.5	ug/L	101				72	130	
Chloroform	50	0	54.3	ug/L	109				83	119	
1,1,1-Trichloroethane	50	0	54.7	ug/L	109				83	117	
Methylcyclohexane	50	0	47.8	ug/L	96				64	120	
Benzene	50	0	53.1	ug/L	106				83	115	
1,2-Dichloroethane	50	0	53.0	ug/L	106				76	120	
Trichloroethene	50	0	52.8	ug/L	106				45	149	
1,2-Dichloropropane	50	0	53.4	ug/L	107				85	116	
Bromodichloromethane	50	0	54.7	ug/L	109				86	117	
4-Methyl-2-Pentanone	250	0	280	ug/L	112				72	137	
Toluene	50	0	53.5	ug/L	107				85	115	
t-1,3-Dichloropropene	50	0	48.5	ug/L	97				78	117	
cis-1,3-Dichloropropene	50	0	53.7	ug/L	107				77	115	
1,1,2-Trichloroethane	50	0	57.0	ug/L	114				87	119	
2-Hexanone	250	0	290	ug/L	116				75	131	
Dibromochloromethane	50	0	47.8	ug/L	96				88	118	
1,2-Dibromoethane	50	0	57.7	ug/L	115				85	119	
Tetrachloroethene	50	0	54.2	ug/L	108				65	114	
Chlorobenzene	50	0	52.4	ug/L	105				62	141	
Ethyl Benzene	50	0	53.8	ug/L	108				62	134	
m/p-Xylenes	100	0	110	ug/L	110				83	117	
o-Xylene	50	0	53.3	ug/L	107				81	120	
Styrene	50	0	57.0	ug/L	114				53	143	
Bromoform	50	0	46.2	ug/L	92				83	121	
Isopropylbenzene	50	0	49.7	ug/L	99				76	121	
1,1,2,2-Tetrachloroethane	50	0	53.1	ug/L	106				66	145	
1,3-Dichlorobenzene	50	0	52.1	ug/L	104				84	110	
1,4-Dichlorobenzene	50	0	49.6	ug/L	99				81	111	

CHEMTECH

Matrix Spike/Matrix Spike Duplicate Summary
SW-846

SDG No.: M3147

Client: EA Engineering Science & Technology

Analytical Method: SW8260-Low

Parameter	Spike	Sample Result	Result	Units	Rec	Rec Qual	RPD	RPD Qual	Limits Low	Limits High	Limits RPD
1,2-Dichlorobenzene	50	0	50.5	ug/L	101				82	113	
1,2-Dibromo-3-Chloropropane	50	0	51.5	ug/L	103				55	152	
1,2,4-Trichlorobenzene	50	0	39.9	ug/L	80				73	120	
1,2,3-Trichlorobenzene	50	0	39.2	ug/L	78				75	119	

CHEMTECH

Matrix Spike/Matrix Spike Duplicate Summary
SW-846

SDG No.: M3147

Client: EA Engineering Science & Technology

Analytical Method: SW8260-Low

Parameter	Spike	Sample Result	Result	Units	Rec	Rec Qual	RPD	RPD Qual	Limits Low	Limits High	Limits RPD
Lab Sample ID : M3147-12MSD	**Client Sample ID :** 152140-DDC-1-PSMSD							**Datafile :** VN067939.D			
Dichlorodifluoromethane	50	0	51.0	ug/L	102		15		73	120	20
Chloromethane	50	0	41.5	ug/L	83		5		58	133	20
Vinyl chloride	50	0	45.4	ug/L	91		2		69	125	20
Bromomethane	50	0	57.8	ug/L	116		10		45	135	20
Chloroethane	50	0	48.5	ug/L	97		8		77	119	20
Trichlorofluoromethane	50	0	54.8	ug/L	110		3		72	124	20
1,1,2-Trichlorotrifluoroethane	50	0	54.0	ug/L	108		2		75	117	20
1,1-Dichloroethene	50	0	53.4	ug/L	107		2		77	118	20
Acetone	250	0	260	ug/L	104		4		57	139	20
Carbon disulfide	50	0	45.8	ug/L	92		2		67	118	20
Methyl tert-butyl Ether	50	0	53.3	ug/L	107		0		60	148	20
Methyl Acetate	50	0	52.6	ug/L	105		2		60	133	20
Methylene Chloride	50	0	55.9	ug/L	112		2		79	115	20
trans-1,2-Dichloroethene	50	0	53.3	ug/L	107		1		60	133	20
1,1-Dichloroethane	50	0	52.8	ug/L	106		0		78	122	20
Cyclohexane	50	0	42.9	ug/L	86		1		71	119	20
2-Butanone	250	0	270	ug/L	108		4		67	137	20
Carbon Tetrachloride	50	0	54.8	ug/L	110		1		84	115	20
cis-1,2-Dichloroethene	50	0	52.3	ug/L	105		2		56	145	20
Bromochloromethane	50	0	48.0	ug/L	96		5		72	130	20
Chloroform	50	0	52.5	ug/L	105		3		83	119	20
1,1,1-Trichloroethane	50	0	52.6	ug/L	105		4		83	117	20
Methylcyclohexane	50	0	48.9	ug/L	98		2		64	120	20
Benzene	50	0	52.0	ug/L	104		2		83	115	20
1,2-Dichloroethane	50	0	52.1	ug/L	104		2		76	120	20
Trichloroethene	50	0	51.8	ug/L	104		2		45	149	20
1,2-Dichloropropane	50	0	52.9	ug/L	106		1		85	116	20
Bromodichloromethane	50	0	54.3	ug/L	109		1		86	117	20
4-Methyl-2-Pentanone	250	0	280	ug/L	112		0		72	137	20
Toluene	50	0	54.3	ug/L	109		1		85	115	20
t-1,3-Dichloropropene	50	0	48.7	ug/L	97		0		78	117	20
cis-1,3-Dichloropropene	50	0	53.0	ug/L	106		1		77	115	20
1,1,2-Trichloroethane	50	0	56.1	ug/L	112		2		87	119	20
2-Hexanone	250	0	290	ug/L	116		0		75	131	20
Dibromochloromethane	50	0	48.4	ug/L	97		1		88	118	20
1,2-Dibromoethane	50	0	57.8	ug/L	116		0		85	119	20
Tetrachloroethene	50	0	52.0	ug/L	104		4		65	114	20
Chlorobenzene	50	0	52.9	ug/L	106		1		62	141	20
Ethyl Benzene	50	0	53.6	ug/L	107		0		62	134	20
m/p-Xylenes	100	0	110	ug/L	110		0		83	117	20
o-Xylene	50	0	54.8	ug/L	110		3		81	120	20
Styrene	50	0	57.9	ug/L	116		2		53	143	20
Bromoform	50	0	47.6	ug/L	95		3		83	121	20
Isopropylbenzene	50	0	50.2	ug/L	100		1		76	121	20
1,1,2,2-Tetrachloroethane	50	0	53.3	ug/L	107		0		66	145	20
1,3-Dichlorobenzene	50	0	53.8	ug/L	108		3		84	110	20
1,4-Dichlorobenzene	50	0	51.5	ug/L	103		4		81	111	20

CHEMTECH

Matrix Spike/Matrix Spike Duplicate Summary
SW-846

SDG No.: M3147

Client: EA Engineering Science & Technology

Analytical Method: SW8260-Low

Parameter	Spike	Sample Result	Result	Units	Rec	Rec Qual	RPD	RPD Qual	Limits Low	Limits High	Limits RPD
1,2-Dichlorobenzene	50	0	52.2	ug/L	104		3		82	113	20
1,2-Dibromo-3-Chloropropane	50	0	51.9	ug/L	104		1		55	152	20
1,2,4-Trichlorobenzene	50	0	41.0	ug/L	82		3		73	120	20
1,2,3-Trichlorobenzene	50	0	41.8	ug/L	84		6		75	119	20

Laboratory Control Sample/Laboratory Control Sample Duplicate Summary
SW-846

SDG No.: M3147

Client: EA Engineering Science & Technology

Analytical Method: SW8260-Low **Datafile :** VN067874.D

Lab Sample ID	Parameter	Spike	Result	Unit	Rec	RPD	Qual	Limits Low	Limits High	RPD
VN0723WBS01	Dichlorodifluoromethane	20	18.9	ug/L	95			69	116	
	Chloromethane	20	15.8	ug/L	79			65	116	
	Vinyl chloride	20	17.2	ug/L	86			65	117	
	Bromomethane	20	18.8	ug/L	94			55	134	
	Chloroethane	20	18.5	ug/L	93			73	112	
	Trichlorofluoromethane	20	20.5	ug/L	103			73	115	
	1,1,2-Trichlorotrifluoroethane	20	21.7	ug/L	109			80	112	
	1,1-Dichloroethene	20	20.0	ug/L	100			74	110	
	Acetone	100	95.0	ug/L	95			60	125	
	Carbon disulfide	20	17.7	ug/L	89			64	112	
	Methyl tert-butyl Ether	20	19.1	ug/L	96			78	114	
	Methyl Acetate	20	20.0	ug/L	100			67	125	
	Methylene Chloride	20	20.8	ug/L	104			72	114	
	trans-1,2-Dichloroethene	20	19.7	ug/L	99			75	108	
	1,1-Dichloroethane	20	19.7	ug/L	99			78	112	
	Cyclohexane	20	17.2	ug/L	86			75	110	
	2-Butanone	100	93.5	ug/L	94			65	122	
	Carbon Tetrachloride	20	19.8	ug/L	99			77	113	
	cis-1,2-Dichloroethene	20	19.2	ug/L	96			77	110	
	Bromochloromethane	20	18.0	ug/L	90			70	124	
	Chloroform	20	19.3	ug/L	97			79	113	
	1,1,1-Trichloroethane	20	19.7	ug/L	99			80	108	
	Methylcyclohexane	20	18.8	ug/L	94			72	115	
	Benzene	20	19.5	ug/L	98			82	109	
	1,2-Dichloroethane	20	20.1	ug/L	101			80	115	
	Trichloroethene	20	19.7	ug/L	99			77	113	
	1,2-Dichloropropane	20	19.4	ug/L	97			83	111	
	Bromodichloromethane	20	20.0	ug/L	100			83	110	
	4-Methyl-2-Pentanone	100	98.0	ug/L	98			74	118	
	Toluene	20	19.5	ug/L	98			82	110	
	t-1,3-Dichloropropene	20	18.3	ug/L	92			79	110	
	cis-1,3-Dichloropropene	20	19.6	ug/L	98			82	110	
	1,1,2-Trichloroethane	20	20.6	ug/L	103			83	112	
	2-Hexanone	100	97.6	ug/L	98			73	117	
	Dibromochloromethane	20	18.0	ug/L	90			82	110	
	1,2-Dibromoethane	20	19.9	ug/L	100			81	110	
	Tetrachloroethene	20	21.0	ug/L	105			67	123	
	Chlorobenzene	20	19.7	ug/L	99			82	109	
	Ethyl Benzene	20	19.3	ug/L	97			83	109	
	m/p-Xylenes	40	38.8	ug/L	97			82	110	
	o-Xylene	20	19.3	ug/L	97			83	109	
	Styrene	20	19.7	ug/L	99			80	111	
	Bromoform	20	16.5	ug/L	83			79	109	
	Isopropylbenzene	20	19.9	ug/L	100			83	112	
	1,1,2,2-Tetrachloroethane	20	20.9	ug/L	104			76	118	
	1,3-Dichlorobenzene	20	19.7	ug/L	99			82	108	
	1,4-Dichlorobenzene	20	19.0	ug/L	95			82	107	
	1,2-Dichlorobenzene	20	19.6	ug/L	98			82	109	
	1,2-Dibromo-3-Chloropropane	20	20.2	ug/L	101			68	112	

CHEMTECH

Laboratory Control Sample/Laboratory Control Sample Duplicate Summary
SW-846

SDG No.: M3147

Client: EA Engineering Science & Technology

Analytical Method: SW8260-Low **Datafile :** VN067874.D

Lab Sample ID	Parameter	Spike	Result	Unit	Rec	RPD	Qual	Limits Low	Limits High	RPD
VN0723WBS01	1,2,4-Trichlorobenzene	20	17.1	ug/L	86			74	114	
	1,2,3-Trichlorobenzene	20	16.5	ug/L	83			77	113	

Laboratory Control Sample/Laboratory Control Sample Duplicate Summary
SW-846

SDG No.: M3147

Client: EA Engineering Science & Technology

Analytical Method: SW8260-Low **Datafile :** VN067898.D

Lab Sample ID	Parameter	Spike	Result	Unit	Rec	RPD	Qual	Limits Low	Limits High	RPD
VN0726WBS01	Dichlorodifluoromethane	20	18.5	ug/L	93			69	116	
	Chloromethane	20	15.9	ug/L	79			65	116	
	Vinyl chloride	20	17.3	ug/L	86			65	117	
	Bromomethane	20	17.8	ug/L	89			55	134	
	Chloroethane	20	18.4	ug/L	92			73	112	
	Trichlorofluoromethane	20	19.4	ug/L	97			73	115	
	1,1,2-Trichlorotrifluoroethane	20	21.2	ug/L	106			80	112	
	1,1-Dichloroethene	20	20.1	ug/L	101			74	110	
	Acetone	100	96.0	ug/L	96			60	125	
	Carbon disulfide	20	17.4	ug/L	87			64	112	
	Methyl tert-butyl Ether	20	19.0	ug/L	95			78	114	
	Methyl Acetate	20	20.0	ug/L	100			67	125	
	Methylene Chloride	20	19.8	ug/L	99			72	114	
	trans-1,2-Dichloroethene	20	19.2	ug/L	96			75	108	
	1,1-Dichloroethane	20	19.4	ug/L	97			78	112	
	Cyclohexane	20	17.0	ug/L	85			75	110	
	2-Butanone	100	92.8	ug/L	93			65	122	
	Carbon Tetrachloride	20	18.6	ug/L	93			77	113	
	cis-1,2-Dichloroethene	20	18.6	ug/L	93			77	110	
	Bromochloromethane	20	18.4	ug/L	92			70	124	
	Chloroform	20	19.4	ug/L	97			79	113	
	1,1,1-Trichloroethane	20	19.0	ug/L	95			80	108	
	Methylcyclohexane	20	18.2	ug/L	91			72	115	
	Benzene	20	18.5	ug/L	93			82	109	
	1,2-Dichloroethane	20	19.1	ug/L	96			80	115	
	Trichloroethene	20	18.6	ug/L	93			77	113	
	1,2-Dichloropropane	20	18.7	ug/L	94			83	111	
	Bromodichloromethane	20	19.2	ug/L	96			83	110	
	4-Methyl-2-Pentanone	100	92.3	ug/L	92			74	118	
	Toluene	20	18.6	ug/L	93			82	110	
	t-1,3-Dichloropropene	20	17.8	ug/L	89			79	110	
	cis-1,3-Dichloropropene	20	18.8	ug/L	94			82	110	
	1,1,2-Trichloroethane	20	19.3	ug/L	97			83	112	
	2-Hexanone	100	93.7	ug/L	94			73	117	
	Dibromochloromethane	20	17.3	ug/L	86			82	110	
	1,2-Dibromoethane	20	19.1	ug/L	96			81	110	
	Tetrachloroethene	20	19.0	ug/L	95			67	123	
	Chlorobenzene	20	18.6	ug/L	93			82	109	
	Ethyl Benzene	20	18.4	ug/L	92			83	109	
	m/p-Xylenes	40	37.1	ug/L	93			82	110	
	o-Xylene	20	18.5	ug/L	93			83	109	
	Styrene	20	19.1	ug/L	96			80	111	
	Bromoform	20	16.5	ug/L	83			79	109	
	Isopropylbenzene	20	19.0	ug/L	95			83	112	
	1,1,2,2-Tetrachloroethane	20	19.8	ug/L	99			76	118	
	1,3-Dichlorobenzene	20	18.8	ug/L	94			82	108	
	1,4-Dichlorobenzene	20	18.0	ug/L	90			82	107	
	1,2-Dichlorobenzene	20	18.6	ug/L	93			82	109	
	1,2-Dibromo-3-Chloropropane	20	19.2	ug/L	96			68	112	

CHEMTECH

Laboratory Control Sample/Laboratory Control Sample Duplicate Summary
SW-846

SDG No.: M3147

Client: EA Engineering Science & Technology

Analytical Method: SW8260-Low **Datafile :** VN067898.D

Lab Sample ID	Parameter	Spike	Result	Unit	Rec	RPD	Qual	Limits Low	Limits High	RPD
VN0726WBS01	1,2,4-Trichlorobenzene	20	16.3	ug/L	81			74	114	
	1,2,3-Trichlorobenzene	20	16.2	ug/L	81			77	113	

Laboratory Control Sample/Laboratory Control Sample Duplicate Summary
SW-846

SDG No.: M3147

Client: EA Engineering Science & Technology

Analytical Method: SW8260-Low **Datafile :** VN067924.D

Lab Sample ID	Parameter	Spike	Result	Unit	Rec	RPD	Qual	Limits Low	Limits High	RPD
VN0727WBS01	Dichlorodifluoromethane	20	18.6	ug/L	93			69	116	
	Chloromethane	20	15.9	ug/L	79			65	116	
	Vinyl chloride	20	17.0	ug/L	85			65	117	
	Bromomethane	20	19.8	ug/L	99			55	134	
	Chloroethane	20	19.2	ug/L	96			73	112	
	Trichlorofluoromethane	20	20.7	ug/L	104			73	115	
	1,1,2-Trichlorotrifluoroethane	20	21.8	ug/L	109			80	112	
	1,1-Dichloroethene	20	20.2	ug/L	101			74	110	
	Acetone	100	100	ug/L	100			60	125	
	Carbon disulfide	20	17.0	ug/L	85			64	112	
	Methyl tert-butyl Ether	20	19.6	ug/L	98			78	114	
	Methyl Acetate	20	20.6	ug/L	103			67	125	
	Methylene Chloride	20	20.4	ug/L	102			72	114	
	trans-1,2-Dichloroethene	20	19.6	ug/L	98			75	108	
	1,1-Dichloroethane	20	20.1	ug/L	101			78	112	
	Cyclohexane	20	17.1	ug/L	86			75	110	
	2-Butanone	100	97.3	ug/L	97			65	122	
	Carbon Tetrachloride	20	20.1	ug/L	101			77	113	
	cis-1,2-Dichloroethene	20	19.8	ug/L	99			77	110	
	Bromochloromethane	20	18.3	ug/L	92			70	124	
	Chloroform	20	19.9	ug/L	100			79	113	
	1,1,1-Trichloroethane	20	19.7	ug/L	99			80	108	
	Methylcyclohexane	20	18.6	ug/L	93			72	115	
	Benzene	20	19.7	ug/L	99			82	109	
	1,2-Dichloroethane	20	20.1	ug/L	101			80	115	
	Trichloroethene	20	19.8	ug/L	99			77	113	
	1,2-Dichloropropane	20	20.1	ug/L	101			83	111	
	Bromodichloromethane	20	20.3	ug/L	102			83	110	
	4-Methyl-2-Pentanone	100	98.2	ug/L	98			74	118	
	Toluene	20	19.5	ug/L	98			82	110	
	t-1,3-Dichloropropene	20	18.1	ug/L	91			79	110	
	cis-1,3-Dichloropropene	20	19.8	ug/L	99			82	110	
	1,1,2-Trichloroethane	20	20.7	ug/L	104			83	112	
	2-Hexanone	100	95.5	ug/L	96			73	117	
	Dibromochloromethane	20	18.1	ug/L	91			82	110	
	1,2-Dibromoethane	20	20.0	ug/L	100			81	110	
	Tetrachloroethene	20	20.0	ug/L	100			67	123	
	Chlorobenzene	20	19.7	ug/L	99			82	109	
	Ethyl Benzene	20	19.6	ug/L	98			83	109	
	m/p-Xylenes	40	39.5	ug/L	99			82	110	
	o-Xylene	20	19.1	ug/L	96			83	109	
	Styrene	20	19.7	ug/L	99			80	111	
	Bromoform	20	16.5	ug/L	83			79	109	
	Isopropylbenzene	20	19.5	ug/L	98			83	112	
	1,1,2,2-Tetrachloroethane	20	21.0	ug/L	105			76	118	
	1,3-Dichlorobenzene	20	19.3	ug/L	97			82	108	
	1,4-Dichlorobenzene	20	19.2	ug/L	96			82	107	
	1,2-Dichlorobenzene	20	19.4	ug/L	97			82	109	
	1,2-Dibromo-3-Chloropropane	20	19.3	ug/L	97			68	112	

CHEMTECH

Laboratory Control Sample/Laboratory Control Sample Duplicate Summary
SW-846

SDG No.: M3147

Client: EA Engineering Science & Technology

Analytical Method: SW8260-Low **Datafile :** VN067924.D

Lab Sample ID	Parameter	Spike	Result	Unit	Rec	RPD	Qual	Limits Low	Limits High	Limits RPD
VN0727WBS01	1,2,4-Trichlorobenzene	20	16.7	ug/L	84			74	114	
	1,2,3-Trichlorobenzene	20	16.5	ug/L	83			77	113	

Laboratory Control Sample/Laboratory Control Sample Duplicate Summary
SW-846

SDG No.: M3147

Client: EA Engineering Science & Technology

Analytical Method: SW8260-Low **Datafile :** VN067968.D

Lab Sample ID	Parameter	Spike	Result	Unit	Rec	RPD	Qual	Limits Low	Limits High	RPD
VN0729WBS01	Dichlorodifluoromethane	20	18.6	ug/L	93			69	116	
	Chloromethane	20	18.1	ug/L	91			65	116	
	Vinyl chloride	20	18.4	ug/L	92			65	117	
	Bromomethane	20	18.7	ug/L	94			55	134	
	Chloroethane	20	18.4	ug/L	92			73	112	
	Trichlorofluoromethane	20	18.7	ug/L	94			73	115	
	1,1,2-Trichlorotrifluoroethane	20	18.8	ug/L	94			80	112	
	1,1-Dichloroethene	20	18.6	ug/L	93			74	110	
	Acetone	100	84.2	ug/L	84			60	125	
	Carbon disulfide	20	17.6	ug/L	88			64	112	
	Methyl tert-butyl Ether	20	18.7	ug/L	94			78	114	
	Methyl Acetate	20	18.5	ug/L	93			67	125	
	Methylene Chloride	20	18.8	ug/L	94			72	114	
	trans-1,2-Dichloroethene	20	18.2	ug/L	91			75	108	
	1,1-Dichloroethane	20	18.7	ug/L	94			78	112	
	Cyclohexane	20	17.6	ug/L	88			75	110	
	2-Butanone	100	92.2	ug/L	92			65	122	
	Carbon Tetrachloride	20	18.7	ug/L	94			77	113	
	cis-1,2-Dichloroethene	20	18.3	ug/L	92			77	110	
	Bromochloromethane	20	16.7	ug/L	84			70	124	
	Chloroform	20	18.3	ug/L	92			79	113	
	1,1,1-Trichloroethane	20	18.7	ug/L	94			80	108	
	Methylcyclohexane	20	19.5	ug/L	98			72	115	
	Benzene	20	18.9	ug/L	95			82	109	
	1,2-Dichloroethane	20	18.6	ug/L	93			80	115	
	Trichloroethene	20	19.3	ug/L	97			77	113	
	1,2-Dichloropropane	20	19.3	ug/L	97			83	111	
	Bromodichloromethane	20	19.5	ug/L	98			83	110	
	4-Methyl-2-Pentanone	100	89.8	ug/L	90			74	118	
	Toluene	20	19.4	ug/L	97			82	110	
	t-1,3-Dichloropropene	20	17.9	ug/L	90			79	110	
	cis-1,3-Dichloropropene	20	17.9	ug/L	90			82	110	
	1,1,2-Trichloroethane	20	18.9	ug/L	95			83	112	
	2-Hexanone	100	87.7	ug/L	88			73	117	
	Dibromochloromethane	20	17.5	ug/L	88			82	110	
	1,2-Dibromoethane	20	19.2	ug/L	96			81	110	
	Tetrachloroethene	20	19.4	ug/L	97			67	123	
	Chlorobenzene	20	19.0	ug/L	95			82	109	
	Ethyl Benzene	20	19.2	ug/L	96			83	109	
	m/p-Xylenes	40	36.5	ug/L	91			82	110	
	o-Xylene	20	19.2	ug/L	96			83	109	
	Styrene	20	17.4	ug/L	87			80	111	
	Bromoform	20	16.7	ug/L	84			79	109	
	Isopropylbenzene	20	18.9	ug/L	95			83	112	
	1,1,2,2-Tetrachloroethane	20	18.4	ug/L	92			76	118	
	1,3-Dichlorobenzene	20	18.2	ug/L	91			82	108	
	1,4-Dichlorobenzene	20	17.9	ug/L	90			82	107	
	1,2-Dichlorobenzene	20	18.3	ug/L	92			82	109	
	1,2-Dibromo-3-Chloropropane	20	19.0	ug/L	95			68	112	

CHEMTECH

Laboratory Control Sample/Laboratory Control Sample Duplicate Summary
SW-846

SDG No.: M3147

Client: EA Engineering Science & Technology

Analytical Method: SW8260-Low **Datafile :** VN067968.D

Lab Sample ID	Parameter	Spike	Result	Unit	Rec	RPD	Qual	Limits Low	Limits High	RPD
VN0729WBS01	1,2,4-Trichlorobenzene	20	17.8	ug/L	89			74	114	
	1,2,3-Trichlorobenzene	20	17.6	ug/L	88			77	113	

CHEMTECH 284 Sheffield Street, Mountainside, NJ 07092 Phone: 908 789 8900 Fax: 908 789 8922

VOLATILE METHOD BLANK SUMMARY

EPA SAMPLE NO.

VN0723WBL01

Lab Name: CHEMTECH Contract: EAEN05

Lab Code: CHEM Case No.: M3147 SAS No.: M3147 SDG NO.: M3147

Lab File ID: VN067873.D Lab Sample ID: VN0723WBL01

Date Analyzed: 07/23/2021 Time Analyzed: 12:08

GC Column: RXI-624 ID: 0.25 (mm) Heated Purge: (Y/N) N

Instrument ID: MSVOA_N

THIS METHOD BLANK APPLIES TO THE FOLLOWING SAMPLES, MS AND MSD:

EPA SAMPLE NO.	LAB SAMPLE ID	LAB FILE ID	DATE ANALYZED
VN0723WBS01	VN0723WBS01	VN067874.D	07/23/2021
152140-MW-5D	M3147-01	VN067880.D	07/23/2021
152140-MW-5S	M3147-02	VN067881.D	07/23/2021
152140-MW-2A	M3147-03	VN067882.D	07/23/2021
152140-MW-3A(ONSITE)	M3147-04	VN067883.D	07/23/2021
152140-MW-9(ONSITE)	M3147-05	VN067884.D	07/23/2021
152140-MW-15S	M3147-06	VN067885.D	07/23/2021

COMMENTS:

CHEMTECH 284 Sheffield Street, Mountainside, NJ 07092 Phone: 908 789 8900 Fax: 908 789 8922

VOLATILE METHOD BLANK SUMMARY

EPA SAMPLE NO.

VN0726WBL01

Lab Name: CHEMTECH Contract: EAEN05

Lab Code: CHEM Case No.: M3147 SAS No.: M3147 SDG NO.: M3147

Lab File ID: VN067897.D Lab Sample ID: VN0726WBL01

Date Analyzed: 07/26/2021 Time Analyzed: 10:53

GC Column: RXI-624 ID: 0.25 (mm) Heated Purge: (Y/N) N

Instrument ID: MSVOA_N

THIS METHOD BLANK APPLIES TO THE FOLLOWING SAMPLES, MS AND MSD:

EPA SAMPLE NO.	LAB SAMPLE ID	LAB FILE ID	DATE ANALYZED
VN0726WBS01	VN0726WBS01	VN067898.D	07/26/2021
152140-MW-4D(ONSITE)	M3147-07	VN067907.D	07/26/2021
152140-MW-2D(ONSITE)	M3147-08	VN067908.D	07/26/2021
152140-MW-4S(ONSITE)	M3147-13	VN067910.D	07/26/2021
152140-TB	M3147-22	VN067911.D	07/26/2021
152140-MW-H	M3147-09	VN067915.D	07/26/2021
152140-MW2AD	M3147-16	VN067916.D	07/26/2021
152140-MW-2S(ONSITE)	M3147-17	VN067917.D	07/26/2021
152140-MW-3D(ONSITE)	M3147-15	VN067918.D	07/26/2021

COMMENTS:

CHEMTECH 284 Sheffield Street, Mountainside, NJ 07092 Phone: 908 789 8900 Fax: 908 789 8922

VOLATILE METHOD BLANK SUMMARY

EPA SAMPLE NO.

VN0727WBL01

Lab Name: CHEMTECH Contract: EAEN05

Lab Code: CHEM Case No.: M3147 SAS No.: M3147 SDG NO.: M3147

Lab File ID: VN067923.D Lab Sample ID: VN0727WBL01

Date Analyzed: 07/27/2021 Time Analyzed: 12:47

GC Column: RXI-624 ID: 0.25 (mm) Heated Purge: (Y/N) N

Instrument ID: MSVOA_N

THIS METHOD BLANK APPLIES TO THE FOLLOWING SAMPLES, MS AND MSD:

EPA SAMPLE NO.	LAB SAMPLE ID	LAB FILE ID	DATE ANALYZED
VN0727WBS01	VN0727WBS01	VN067924.D	07/27/2021
152140-RB-72021	M3147-20	VN067931.D	07/27/2021
152140-RB-72121	M3147-21	VN067932.D	07/27/2021
152140-FB-72121	M3147-23	VN067933.D	07/27/2021
152140-DDC-3-PD	M3147-14	VN067934.D	07/27/2021
152140-DDC-2-PD	M3147-18	VN067935.D	07/27/2021
152140-DDC-1-PDA	M3147-19	VN067936.D	07/27/2021
152140-DDC-1-PSMS	M3147-11MS	VN067938.D	07/27/2021
152140-DDC-1-PSMSD	M3147-12MSD	VN067939.D	07/27/2021

COMMENTS:

CHEMTECH 284 Sheffield Street, Mountainside, NJ 07092 Phone: 908 789 8900 Fax: 908 789 8922

VOLATILE METHOD BLANK SUMMARY

EPA SAMPLE NO.

VN0729WBL01

Lab Name: CHEMTECH Contract: EAEN05

Lab Code: CHEM Case No.: M3147 SAS No.: M3147 SDG NO.: M3147

Lab File ID: VN067967.D Lab Sample ID: VN0729WBL01

Date Analyzed: 07/29/2021 Time Analyzed: 16:28

GC Column: RXI-624 ID: 0.25 (mm) Heated Purge: (Y/N) N

Instrument ID: MSVOA_N

THIS METHOD BLANK APPLIES TO THE FOLLOWING SAMPLES, MS AND MSD:

EPA SAMPLE NO.	LAB SAMPLE ID	LAB FILE ID	DATE ANALYZED
VN0729WBS01	VN0729WBS01	VN067968.D	07/29/2021
152140-DDC-2-PDDL	M3147-18DL	VN067970.D	07/29/2021
152140-DDC-1-PS	M3147-10	VN067971.D	07/29/2021

COMMENTS:

CHEMTECH 284 Sheffield Street, Mountainside, NJ 07092 Phone: 908 789 8900 Fax: 908 789 8922

VOLATILE ORGANIC INSTRUMENT PERFORMANCE CHECK
BROMOFLUOROBENZENE (BFB)

Lab Name: CHEMTECH Contract: EAEN05

Lab Code: CHEM Case No.: M3147 SAS No.: M3147 SDG NO.: M3147

Lab File ID: VN067630.D BFB Injection Date: 07/07/2021

Instrument ID: MSVOA_N BFB Injection Time: 11:46

GC Column: RXI-624 ID: 0.25 (mm) Heated Purge: Y/N N

m/e	ION ABUNDANCE CRITERIA	% RELATIVE ABUNDANCE
50	15.0 - 40.0% of mass 95	22.5
75	30.0 - 60.0% of mass 95	57.9
95	Base Peak, 100% relative abundance	100
96	5.0 - 9.0% of mass 95	6.5
173	Less than 2.0% of mass 174	0.0 (0.0) 1
174	50.0 - 100.0% of mass 95	69.4
175	5.0 - 9.0% of mass 174	5.9 (8.5) 1
176	95.0 - 101.0% of mass 174	69.1 (99.7) 1
177	5.0 - 9.0% of mass 176	4.7 (6.8) 2

1-Value is % mass 174 2-Value is % mass 176

THIS CHECK APPLIES TO THE FOLLOWING SAMPLES, MS, MSD, BLANKS, AND STANDARDS:

EPA SAMPLE NO.	LAB SAMPLE ID	LAB FILE ID	DATE ANALYZED	TIME ANALYZED
VSTDICC001	VSTDICC001	VN067631.D	07/07/2021	12:54
VSTDICC005	VSTDICC005	VN067632.D	07/07/2021	14:07
VSTDICC010	VSTDICC010	VN067633.D	07/07/2021	14:32
VSTDICC020	VSTDICC020	VN067634.D	07/07/2021	14:56
VSTDICCC050	VSTDICCC050	VN067635.D	07/07/2021	15:21
VSTDICC100	VSTDICC100	VN067636.D	07/07/2021	15:45

CHEMTECH 284 Sheffield Street, Mountainside, NJ 07092 Phone: 908 789 8900 Fax: 908 789 8922

VOLATILE ORGANIC INSTRUMENT PERFORMANCE CHECK
BROMOFLUOROBENZENE (BFB)

Lab Name: CHEMTECH Contract: EAEN05

Lab Code: CHEM Case No.: M3147 SAS No.: M3147 SDG NO.: M3147

Lab File ID: VN067870.D BFB Injection Date: 07/23/2021

Instrument ID: MSVOA_N BFB Injection Time: 08:43

GC Column: RXI-624 ID: 0.25 (mm) Heated Purge: Y/N N

m/e	ION ABUNDANCE CRITERIA	% RELATIVE ABUNDANCE
50	15.0 - 40.0% of mass 95	23
75	30.0 - 60.0% of mass 95	56.7
95	Base Peak, 100% relative abundance	100
96	5.0 - 9.0% of mass 95	6.3
173	Less than 2.0% of mass 174	0.0 (0.0) 1
174	50.0 - 100.0% of mass 95	70.4
175	5.0 - 9.0% of mass 174	5.4 (7.7) 1
176	95.0 - 101.0% of mass 174	67.4 (95.8) 1
177	5.0 - 9.0% of mass 176	4.3 (6.4) 2

1-Value is % mass 174 2-Value is % mass 176

THIS CHECK APPLIES TO THE FOLLOWING SAMPLES, MS, MSD, BLANKS, AND STANDARDS:

EPA SAMPLE NO.	LAB SAMPLE ID	LAB FILE ID	DATE ANALYZED	TIME ANALYZED
VSTDCCC050	VSTDCCC050	VN067871.D	07/23/2021	09:50
VN0723WBL01	VN0723WBL01	VN067873.D	07/23/2021	12:08
VN0723WBS01	VN0723WBS01	VN067874.D	07/23/2021	12:38
152140-MW-5D	M3147-01	VN067880.D	07/23/2021	15:15
152140-MW-5S	M3147-02	VN067881.D	07/23/2021	15:39
152140-MW-2A	M3147-03	VN067882.D	07/23/2021	16:04
152140-MW-3A(ONSITE)	M3147-04	VN067883.D	07/23/2021	16:28
152140-MW-9(ONSITE)	M3147-05	VN067884.D	07/23/2021	16:53
152140-MW-15S	M3147-06	VN067885.D	07/23/2021	17:17

CHEMTECH 284 Sheffield Street, Mountainside, NJ 07092 Phone: 908 789 8900 Fax: 908 789 8922

VOLATILE ORGANIC INSTRUMENT PERFORMANCE CHECK
BROMOFLUOROBENZENE (BFB)

Lab Name: CHEMTECH Contract: EAEN05

Lab Code: CHEM Case No.: M3147 SAS No.: M3147 SDG NO.: M3147

Lab File ID: VN067894.D BFB Injection Date: 07/26/2021

Instrument ID: MSVOA_N BFB Injection Time: 08:47

GC Column: RXI-624 ID: 0.25 (mm) Heated Purge: Y/N N

m/e	ION ABUNDANCE CRITERIA	% RELATIVE ABUNDANCE
50	15.0 - 40.0% of mass 95	22
75	30.0 - 60.0% of mass 95	55.5
95	Base Peak, 100% relative abundance	100
96	5.0 - 9.0% of mass 95	7.5
173	Less than 2.0% of mass 174	0.0 (0.0) 1
174	50.0 - 100.0% of mass 95	69.9
175	5.0 - 9.0% of mass 174	6 (8.5) 1
176	95.0 - 101.0% of mass 174	67.2 (96) 1
177	5.0 - 9.0% of mass 176	4.5 (6.7) 2

1-Value is % mass 174

2-Value is % mass 176

THIS CHECK APPLIES TO THE FOLLOWING SAMPLES, MS, MSD, BLANKS, AND STANDARDS:

EPA SAMPLE NO.	LAB SAMPLE ID	LAB FILE ID	DATE ANALYZED	TIME ANALYZED
VSTDCCC050	VSTDCCC050	VN067895.D	07/26/2021	09:52
VN0726WBL01	VN0726WBL01	VN067897.D	07/26/2021	10:53
VN0726WBS01	VN0726WBS01	VN067898.D	07/26/2021	11:27
152140-MW-4D(ONSITE)	M3147-07	VN067907.D	07/26/2021	15:13
152140-MW-2D(ONSITE)	M3147-08	VN067908.D	07/26/2021	15:38
152140-MW-4S(ONSITE)	M3147-13	VN067910.D	07/26/2021	16:27
152140-TB	M3147-22	VN067911.D	07/26/2021	16:51
152140-MW-H	M3147-09	VN067915.D	07/26/2021	18:29
152140-MW2AD	M3147-16	VN067916.D	07/26/2021	18:54
152140-MW-2S(ONSITE)	M3147-17	VN067917.D	07/26/2021	19:18
152140-MW-3D(ONSITE)	M3147-15	VN067918.D	07/26/2021	19:43

CHEMTECH 284 Sheffield Street, Mountainside, NJ 07092 Phone: 908 789 8900 Fax: 908 789 8922

VOLATILE ORGANIC INSTRUMENT PERFORMANCE CHECK
BROMOFLUOROBENZENE (BFB)

Lab Name: CHEMTECH Contract: EAEN05

Lab Code: CHEM Case No.: M3147 SAS No.: M3147 SDG NO.: M3147

Lab File ID: VN067920.D BFB Injection Date: 07/27/2021

Instrument ID: MSVOA_N BFB Injection Time: 10:42

GC Column: RXI-624 ID: 0.25 (mm) Heated Purge: Y/N N

m/e	ION ABUNDANCE CRITERIA	% RELATIVE ABUNDANCE
50	15.0 - 40.0% of mass 95	21.8
75	30.0 - 60.0% of mass 95	56
95	Base Peak, 100% relative abundance	100
96	5.0 - 9.0% of mass 95	6.3
173	Less than 2.0% of mass 174	0.0 (0.0) 1
174	50.0 - 100.0% of mass 95	69.6
175	5.0 - 9.0% of mass 174	5.5 (8) 1
176	95.0 - 101.0% of mass 174	68.6 (98.6) 1
177	5.0 - 9.0% of mass 176	4.3 (6.2) 2

1-Value is % mass 174 2-Value is % mass 176

THIS CHECK APPLIES TO THE FOLLOWING SAMPLES, MS, MSD, BLANKS, AND STANDARDS:

EPA SAMPLE NO.	LAB SAMPLE ID	LAB FILE ID	DATE ANALYZED	TIME ANALYZED
VSTDCCC050	VSTDCCC050	VN067921.D	07/27/2021	11:48
VN0727WBL01	VN0727WBL01	VN067923.D	07/27/2021	12:47
VN0727WBS01	VN0727WBS01	VN067924.D	07/27/2021	13:21
152140-RB-72021	M3147-20	VN067931.D	07/27/2021	16:23
152140-RB-72121	M3147-21	VN067932.D	07/27/2021	16:47
152140-FB-72121	M3147-23	VN067933.D	07/27/2021	17:12
152140-DDC-3-PD	M3147-14	VN067934.D	07/27/2021	17:36
152140-DDC-2-PD	M3147-18	VN067935.D	07/27/2021	18:01
152140-DDC-1-PDA	M3147-19	VN067936.D	07/27/2021	18:25
152140-DDC-1-PSMS	M3147-11MS	VN067938.D	07/27/2021	19:14
152140-DDC-1-PSMSD	M3147-12MSD	VN067939.D	07/27/2021	19:39

CHEMTECH 284 Sheffield Street, Mountainside, NJ 07092 Phone: 908 789 8900 Fax: 908 789 8922

VOLATILE ORGANIC INSTRUMENT PERFORMANCE CHECK
BROMOFLUOROBENZENE (BFB)

Lab Name: CHEMTECH Contract: EAEN05

Lab Code: CHEM Case No.: M3147 SAS No.: M3147 SDG NO.: M3147

Lab File ID: VN067955.D BFB Injection Date: 07/29/2021

Instrument ID: MSVOA_N BFB Injection Time: 09:07

GC Column: RXI-624 ID: 0.25 (mm) Heated Purge: Y/N N

m/e	ION ABUNDANCE CRITERIA	% RELATIVE ABUNDANCE
50	15.0 - 40.0% of mass 95	21.2
75	30.0 - 60.0% of mass 95	56.8
95	Base Peak, 100% relative abundance	100
96	5.0 - 9.0% of mass 95	6.4
173	Less than 2.0% of mass 174	0.0 (0.0) 1
174	50.0 - 100.0% of mass 95	70.8
175	5.0 - 9.0% of mass 174	5.7 (8.1) 1
176	95.0 - 101.0% of mass 174	67.6 (95.4) 1
177	5.0 - 9.0% of mass 176	4.3 (6.3) 2

1-Value is % mass 174 2-Value is % mass 176

THIS CHECK APPLIES TO THE FOLLOWING SAMPLES, MS, MSD, BLANKS, AND STANDARDS:

EPA SAMPLE NO.	LAB SAMPLE ID	LAB FILE ID	DATE ANALYZED	TIME ANALYZED
VSTDICC005	VSTDICC005	VN067957.D	07/29/2021	10:06
VSTDICC020	VSTDICC020	VN067958.D	07/29/2021	10:31
VSTDICCC050	VSTDICCC050	VN067959.D	07/29/2021	10:55
VSTDICC100	VSTDICC100	VN067960.D	07/29/2021	11:20
VSTDICC010	VSTDICC010	VN067964.D	07/29/2021	13:42
VSTDICC001	VSTDICC001	VN067965.D	07/29/2021	14:30
VN0729WBL01	VN0729WBL01	VN067967.D	07/29/2021	16:28
VN0729WBS01	VN0729WBS01	VN067968.D	07/29/2021	17:01
152140-DDC-2-PDDL	M3147-18DL	VN067970.D	07/29/2021	17:52
152140-DDC-1-PS	M3147-10	VN067971.D	07/29/2021	18:16

CHEMTECH 284 Sheffield Street, Mountainside, NJ 07092 Phone: 908 789 8900 Fax: 908 789 8922

VOLATILE INTERNAL STANDARD AREA AND RT SUMMARY

Lab Name: CHEMTECH Contract: EAEN05

Lab Code: CHEM Case No.: M3147 SAS No.: M3147 SDG NO.: M3147

Lab File ID: VN067871.D Date Analyzed: 07/23/2021

Instrument ID: MSVOA_N Time Analyzed: 09:50

GC Column: RXI-624 ID: 0.25 (mm) Heated Purge: (Y/N) N

	IS1 AREA #	RT #	IS2 AREA #	RT #	IS3 AREA #	RT #
12 HOUR STD	374424	8.09	662678	8.97	637023	11.75
UPPER LIMIT	748848	8.586	1325360	9.468	1274050	12.247
LOWER LIMIT	187212	7.586	331339	8.468	318512	11.247
EPA SAMPLE NO.						
152140-MW-5D	283299	8.09	542274	8.97	533183	11.75
152140-MW-5S	295256	8.09	562471	8.97	525889	11.75
152140-MW-2A	286235	8.09	551969	8.97	521845	11.75
152140-MW-3A(ONSITE)	280433	8.09	540654	8.97	509292	11.75
152140-MW-9(ONSITE)	276626	8.09	538856	8.97	505933	11.75
152140-MW-15S	277864	8.09	529928	8.97	507482	11.75
VN0723WBL01	399110	8.09	758204	8.97	720043	11.75
VN0723WBS01	337023	8.09	608879	8.97	584105	11.75

IS1 = Pentafluorobenzene
IS2 = 1,4-Difluorobenzene
IS3 = Chlorobenzene-d5

AREA UPPER LIMIT = +100% of internal standard area
AREA LOWER LIMIT = -50% of internal standard area
RT UPPER LIMIT = +0.50 minutes of internal standard RT
RT LOWER LIMIT = -0.50 minutes of internal standard RT

Column used to flag values outside QC limits with an asterisk.
* Values outside of QC limits.

CHEMTECH 284 Sheffield Street, Mountainside, NJ 07092 Phone: 908 789 8900 Fax: 908 789 8922

VOLATILE INTERNAL STANDARD AREA AND RT SUMMARY

Lab Name: CHEMTECH Contract: EAEN05

Lab Code: CHEM Case No.: M3147 SAS No.: M3147 SDG NO.: M3147

Lab File ID: VN067871.D Date Analyzed: 07/23/2021

Instrument ID: MSVOA_N Time Analyzed: 09:50

GC Column: RXI-624 ID: 0.25 (mm) Heated Purge: (Y/N) N

	IS4 AREA #	RT #				
12 HOUR STD	329077	13.675				
UPPER LIMIT	658154	14.175				
LOWER LIMIT	164539	13.175				
EPA SAMPLE NO.						
152140-MW-5D	189259	13.68				
152140-MW-5S	182861	13.68				
152140-MW-2A	184177	13.68				
152140-MW-3A(ONSITE)	177783	13.68				
152140-MW-9(ONSITE)	171028	13.68				
152140-MW-15S	177595	13.68				
VN0723WBL01	271067	13.68				
VN0723WBS01	253633	13.68				

IS4 = 1,4-Dichlorobenzene-d4

AREA UPPER LIMIT = +100% of internal standard area
AREA LOWER LIMIT = -50% of internal standard area
RT UPPER LIMIT = +0.50 minutes of internal standard RT
RT LOWER LIMIT = -0.50 minutes of internal standard RT

Column used to flag values outside QC limits with an asterisk.
* Values outside of QC limits.

CHEMTECH 284 Sheffield Street, Mountainside, NJ 07092 Phone: 908 789 8900 Fax: 908 789 8922

VOLATILE INTERNAL STANDARD AREA AND RT SUMMARY

Lab Name: CHEMTECH Contract: EAEN05

Lab Code: CHEM Case No.: M3147 SAS No.: M3147 SDG NO.: M3147

Lab File ID: VN067895.D Date Analyzed: 07/26/2021

Instrument ID: MSVOA_N Time Analyzed: 09:52

GC Column: RXI-624 ID: 0.25 (mm) Heated Purge: (Y/N) N

	IS1 AREA #	RT #	IS2 AREA #	RT #	IS3 AREA #	RT #
12 HOUR STD	400635	8.09	704419	8.97	685306	11.75
UPPER LIMIT	801270	8.586	1408840	9.471	1370610	12.247
LOWER LIMIT	200318	7.586	352210	8.471	342653	11.247
EPA SAMPLE NO.						
152140-MW-4D(ONSITE)	400002	8.09	771979	8.97	722333	11.75
152140-MW-2D(ONSITE)	380403	8.09	740113	8.97	702920	11.75
152140-MW-H	284369	8.09	546608	8.97	523922	11.75
152140-MW-4S(ONSITE)	309669	8.09	585548	8.97	557359	11.75
152140-MW-3D(ONSITE)	278366	8.09	543015	8.97	522778	11.75
152140-MW2AD	289224	8.09	556973	8.97	529347	11.75
152140-MW-2S(ONSITE)	304645	8.09	582589	8.97	561997	11.75
152140-TB	307829	8.09	582743	8.97	556389	11.75
VN0726WBL01	399884	8.09	775164	8.97	726906	11.75
VN0726WBS01	358780	8.09	663064	8.97	622421	11.75

IS1 = Pentafluorobenzene
IS2 = 1,4-Difluorobenzene
IS3 = Chlorobenzene-d5

AREA UPPER LIMIT = +100% of internal standard area
AREA LOWER LIMIT = -50% of internal standard area
RT UPPER LIMIT = +0.50 minutes of internal standard RT
RT LOWER LIMIT = -0.50 minutes of internal standard RT

Column used to flag values outside QC limits with an asterisk.
* Values outside of QC limits.

CHEMTECH 284 Sheffield Street, Mountainside, NJ 07092 Phone: 908 789 8900 Fax: 908 789 8922

VOLATILE INTERNAL STANDARD AREA AND RT SUMMARY

Lab Name: CHEMTECH Contract: EAEN05

Lab Code: CHEM Case No.: M3147 SAS No.: M3147 SDG NO.: M3147

Lab File ID: VN067895.D Date Analyzed: 07/26/2021

Instrument ID: MSVOA_N Time Analyzed: 09:52

GC Column: RXI-624 ID: 0.25 (mm) Heated Purge: (Y/N) N

	IS4 AREA #	RT #				
12 HOUR STD	344657	13.678				
UPPER LIMIT	689314	14.178				
LOWER LIMIT	172329	13.178				
EPA SAMPLE NO.						
152140-MW-4D(ONSITE)	238594	13.68				
152140-MW-2D(ONSITE)	254228	13.68				
152140-MW-H	177767	13.68				
152140-MW-4S(ONSITE)	181717	13.68				
152140-MW-3D(ONSITE)	182400	13.68				
152140-MW2AD	191274	13.68				
152140-MW-2S(ONSITE)	185862	13.68				
152140-TB	187679	13.68				
VN0726WBL01	255833	13.68				
VN0726WBS01	271147	13.68				

IS4 = 1,4-Dichlorobenzene-d4

AREA UPPER LIMIT = +100% of internal standard area
AREA LOWER LIMIT = -50% of internal standard area
RT UPPER LIMIT = +0.50 minutes of internal standard RT
RT LOWER LIMIT = -0.50 minutes of internal standard RT

 # Column used to flag values outside QC limits with an asterisk.
*** Values outside of QC limits.**

CHEMTECH 284 Sheffield Street, Mountainside, NJ 07092 Phone: 908 789 8900 Fax: 908 789 8922

VOLATILE INTERNAL STANDARD AREA AND RT SUMMARY

Lab Name: CHEMTECH Contract: EAEN05

Lab Code: CHEM Case No.: M3147 SAS No.: M3147 SDG NO.: M3147

Lab File ID: VN067921.D Date Analyzed: 07/27/2021

Instrument ID: MSVOA_N Time Analyzed: 11:48

GC Column: RXI-624 ID: 0.25 (mm) Heated Purge: (Y/N) N

	IS1 AREA #	RT #	IS2 AREA #	RT #	IS3 AREA #	RT #
12 HOUR STD	378381	8.09	657725	8.97	646267	11.75
UPPER LIMIT	756762	8.586	1315450	9.468	1292530	12.246
LOWER LIMIT	189191	7.586	328863	8.468	323134	11.246
EPA SAMPLE NO.						
152140-DDC-1-PSMS	345299	8.09	631728	8.97	615650	11.75
152140-DDC-1-PSMSD	376622	8.09	675594	8.97	668654	11.75
152140-DDC-3-PD	295032	8.09	567474	8.97	539860	11.75
152140-DDC-2-PD	285558	8.09	548560	8.97	530678	11.75
152140-DDC-1-PDA	288533	8.09	557860	8.97	537536	11.75
152140-RB-72021	294894	8.09	567531	8.97	544794	11.75
152140-RB-72121	286744	8.09	552297	8.97	520362	11.75
152140-FB-72121	294889	8.09	570135	8.97	546029	11.75
VN0727WBL01	394383	8.09	752655	8.97	721712	11.75
VN0727WBS01	350927	8.09	631720	8.97	596516	11.75

IS1 = Pentafluorobenzene
IS2 = 1,4-Difluorobenzene
IS3 = Chlorobenzene-d5

AREA UPPER LIMIT = +100% of internal standard area
AREA LOWER LIMIT = -50% of internal standard area
RT UPPER LIMIT = +0.50 minutes of internal standard RT
RT LOWER LIMIT = -0.50 minutes of internal standard RT

Column used to flag values outside QC limits with an asterisk.
* Values outside of QC limits.

CHEMTECH 284 Sheffield Street, Mountainside, NJ 07092 Phone: 908 789 8900 Fax: 908 789 8922

VOLATILE INTERNAL STANDARD AREA AND RT SUMMARY

Lab Name: CHEMTECH Contract: EAEN05

Lab Code: CHEM Case No.: M3147 SAS No.: M3147 SDG NO.: M3147

Lab File ID: VN067921.D Date Analyzed: 07/27/2021

Instrument ID: MSVOA_N Time Analyzed: 11:48

GC Column: RXI-624 ID: 0.25 (mm) Heated Purge: (Y/N) N

	IS4 AREA #	RT #				
12 HOUR STD	327184	13.678				
UPPER LIMIT	654368	14.178				
LOWER LIMIT	163592	13.178				
EPA SAMPLE NO.						
152140-DDC-1-PSMS	299900	13.68				
152140-DDC-1-PSMSD	323258	13.68				
152140-DDC-3-PD	179007	13.68				
152140-DDC-2-PD	183880	13.68				
152140-DDC-1-PDA	185009	13.68				
152140-RB-72021	191646	13.68				
152140-RB-72121	185279	13.68				
152140-FB-72121	193141	13.68				
VN0727WBL01	251497	13.68				
VN0727WBS01	261737	13.68				

IS4 = 1,4-Dichlorobenzene-d4

AREA UPPER LIMIT = +100% of internal standard area
AREA LOWER LIMIT = -50% of internal standard area
RT UPPER LIMIT = +0.50 minutes of internal standard RT
RT LOWER LIMIT = -0.50 minutes of internal standard RT

 # Column used to flag values outside QC limits with an asterisk.
*** Values outside of QC limits.**

CHEMTECH 284 Sheffield Street, Mountainside, NJ 07092 Phone: 908 789 8900 Fax: 908 789 8922

VOLATILE INTERNAL STANDARD AREA AND RT SUMMARY

Lab Name: CHEMTECH Contract: EAEN05

Lab Code: CHEM Case No.: M3147 SAS No.: M3147 SDG NO.: M3147

Lab File ID: VN067959.D Date Analyzed: 07/29/2021

Instrument ID: MSVOA_N Time Analyzed: 10:55

GC Column: RXI-624 ID: 0.25 (mm) Heated Purge: (Y/N) N

	IS1 AREA #	RT #	IS2 AREA #	RT #	IS3 AREA #	RT #
12 HOUR STD	399614	8.09	717873	8.97	692879	11.75
UPPER LIMIT	799228	8.586	1435750	9.468	1385760	12.247
LOWER LIMIT	199807	7.586	358937	8.468	346440	11.247
EPA SAMPLE NO.						
152140-DDC-1-PS	304720	8.09	587419	8.97	569402	11.75
152140-DDC-2-PDDL	322097	8.09	602978	8.97	587822	11.75
VN0729WBL01	310521	8.09	596205	8.97	564822	11.75
VN0729WBS01	389932	8.09	699541	8.97	668315	11.75

IS1 = Pentafluorobenzene
IS2 = 1,4-Difluorobenzene
IS3 = Chlorobenzene-d5

AREA UPPER LIMIT = +100% of internal standard area
AREA LOWER LIMIT = -50% of internal standard area
RT UPPER LIMIT = +0.50 minutes of internal standard RT
RT LOWER LIMIT = -0.50 minutes of internal standard RT

Column used to flag values outside QC limits with an asterisk.
* Values outside of QC limits.

CHEMTECH 284 Sheffield Street, Mountainside, NJ 07092 Phone: 908 789 8900 Fax: 908 789 8922

VOLATILE INTERNAL STANDARD AREA AND RT SUMMARY

Lab Name: CHEMTECH Contract: EAEN05

Lab Code: CHEM Case No.: M3147 SAS No.: M3147 SDG NO.: M3147

Lab File ID: VN067959.D Date Analyzed: 07/29/2021

Instrument ID: MSVOA_N Time Analyzed: 10:55

GC Column: RXI-624 ID: 0.25 (mm) Heated Purge: (Y/N) N

	IS4 AREA #	RT #				
12 HOUR STD	343180	13.675				
UPPER LIMIT	686360	14.175				
LOWER LIMIT	171590	13.175				
EPA SAMPLE NO.						
152140-DDC-1-PS	192308	13.68				
152140-DDC-2-PDDL	208941	13.68				
VN0729WBL01	205334	13.68				
VN0729WBS01	282075	13.68				

IS4 = 1,4-Dichlorobenzene-d4

AREA UPPER LIMIT = +100% of internal standard area
AREA LOWER LIMIT = -50% of internal standard area
RT UPPER LIMIT = +0.50 minutes of internal standard RT
RT LOWER LIMIT = -0.50 minutes of internal standard RT

 # Column used to flag values outside QC limits with an asterisk.
*** Values outside of QC limits.**

QC SAMPLE DATA

Report of Analysis

Client:	EA Engineering Science & Technology	Date Collected:	
Project:	NYSDEC - National Heatset	Date Received:	
Client Sample ID:	VN0723WBL01	SDG No.:	M3147
Lab Sample ID:	VN0723WBL01	Matrix:	Water
Analytical Method:	SW8260	% Moisture:	100
Sample Wt/Vol:	5 Units: mL	Final Vol:	5000 uL
Soil Aliquot Vol:	uL	Test:	VOC-TCLVOA-10
GC Column:	RXI-624 ID : 0.25	Level :	LOW

File ID/Qc Batch:	Dilution:	Prep Date	Date Analyzed	Prep Batch ID
VN067873.D	1		07/23/21 12:08	VN072321

CAS Number	Parameter	Conc.	Qualifier	MDL	LOQ / CRQL	Units
TARGETS						
75-71-8	Dichlorodifluoromethane	1.00	U	0.23	1.00	ug/L
74-87-3	Chloromethane	1.00	U	0.20	1.00	ug/L
75-01-4	Vinyl Chloride	1.00	U	0.19	1.00	ug/L
74-83-9	Bromomethane	5.00	U	0.87	5.00	ug/L
75-00-3	Chloroethane	1.00	U	0.35	1.00	ug/L
75-69-4	Trichlorofluoromethane	1.00	U	0.25	1.00	ug/L
76-13-1	1,1,2-Trichlorotrifluoroethane	1.00	U	0.21	1.00	ug/L
75-35-4	1,1-Dichloroethene	1.00	U	0.26	1.00	ug/L
67-64-1	Acetone	5.00	U	1.60	5.00	ug/L
75-15-0	Carbon Disulfide	1.00	U	0.25	1.00	ug/L
1634-04-4	Methyl tert-butyl Ether	1.00	U	0.22	1.00	ug/L
79-20-9	Methyl Acetate	1.00	U	0.47	1.00	ug/L
75-09-2	Methylene Chloride	1.00	U	0.18	1.00	ug/L
156-60-5	trans-1,2-Dichloroethene	1.00	U	0.19	1.00	ug/L
75-34-3	1,1-Dichloroethane	1.00	U	0.21	1.00	ug/L
110-82-7	Cyclohexane	5.00	U	1.30	5.00	ug/L
78-93-3	2-Butanone	5.00	U	0.90	5.00	ug/L
56-23-5	Carbon Tetrachloride	1.00	U	0.27	1.00	ug/L
156-59-2	cis-1,2-Dichloroethene	1.00	U	0.22	1.00	ug/L
74-97-5	Bromochloromethane	1.00	U	0.26	1.00	ug/L
67-66-3	Chloroform	1.00	U	0.27	1.00	ug/L
71-55-6	1,1,1-Trichloroethane	1.00	U	0.20	1.00	ug/L
108-87-2	Methylcyclohexane	1.00	U	0.14	1.00	ug/L
71-43-2	Benzene	1.00	U	0.18	1.00	ug/L
107-06-2	1,2-Dichloroethane	1.00	U	0.25	1.00	ug/L
79-01-6	Trichloroethene	1.00	U	0.17	1.00	ug/L
78-87-5	1,2-Dichloropropane	1.00	U	0.17	1.00	ug/L
75-27-4	Bromodichloromethane	1.00	U	0.20	1.00	ug/L
108-10-1	4-Methyl-2-Pentanone	5.00	U	0.87	5.00	ug/L
108-88-3	Toluene	1.00	U	0.22	1.00	ug/L
10061-02-6	t-1,3-Dichloropropene	1.00	U	0.18	1.00	ug/L
10061-01-5	cis-1,3-Dichloropropene	1.00	U	0.17	1.00	ug/L

Report of Analysis

Client:	EA Engineering Science & Technology	Date Collected:	
Project:	NYSDEC - National Heatset	Date Received:	
Client Sample ID:	VN0723WBL01	SDG No.:	M3147
Lab Sample ID:	VN0723WBL01	Matrix:	Water
Analytical Method:	SW8260	% Moisture:	100
Sample Wt/Vol:	5 Units: mL	Final Vol:	5000 uL
Soil Aliquot Vol:	uL	Test:	VOC-TCLVOA-10
GC Column:	RXI-624 ID : 0.25	Level :	LOW

File ID/Qc Batch:	Dilution:	Prep Date	Date Analyzed	Prep Batch ID
VN067873.D	1		07/23/21 12:08	VN072321

CAS Number	Parameter	Conc.	Qualifier	MDL	LOQ / CRQL	Units
79-00-5	1,1,2-Trichloroethane	1.00	U	0.24	1.00	ug/L
591-78-6	2-Hexanone	5.00	U	0.92	5.00	ug/L
124-48-1	Dibromochloromethane	1.00	U	0.18	1.00	ug/L
106-93-4	1,2-Dibromoethane	1.00	U	0.16	1.00	ug/L
127-18-4	Tetrachloroethene	1.00	U	0.17	1.00	ug/L
108-90-7	Chlorobenzene	1.00	U	0.17	1.00	ug/L
100-41-4	Ethyl Benzene	1.00	U	0.18	1.00	ug/L
179601-23-1	m/p-Xylenes	2.00	U	0.32	2.00	ug/L
95-47-6	o-Xylene	1.00	U	0.19	1.00	ug/L
100-42-5	Styrene	1.00	U	0.16	1.00	ug/L
75-25-2	Bromoform	1.00	U	0.19	1.00	ug/L
98-82-8	Isopropylbenzene	1.00	U	0.23	1.00	ug/L
79-34-5	1,1,2,2-Tetrachloroethane	1.00	U	0.29	1.00	ug/L
541-73-1	1,3-Dichlorobenzene	1.00	U	0.19	1.00	ug/L
106-46-7	1,4-Dichlorobenzene	1.00	U	0.20	1.00	ug/L
95-50-1	1,2-Dichlorobenzene	1.00	U	0.19	1.00	ug/L
96-12-8	1,2-Dibromo-3-Chloropropane	1.00	U	0.47	1.00	ug/L
120-82-1	1,2,4-Trichlorobenzene	1.00	U	0.30	1.00	ug/L
87-61-6	1,2,3-Trichlorobenzene	1.00	U	0.35	1.00	ug/L
SURROGATES						
17060-07-0	1,2-Dichloroethane-d4	51.0		78 - 117	102%	SPK: 50
1868-53-7	Dibromofluoromethane	49.1		75 - 124	98%	SPK: 50
2037-26-5	Toluene-d8	48.8		92 - 112	98%	SPK: 50
460-00-4	4-Bromofluorobenzene	45.7		83 - 123	91%	SPK: 50
INTERNAL STANDARDS						
363-72-4	Pentafluorobenzene	399000	8.088			
540-36-3	1,4-Difluorobenzene	758000	8.971			
3114-55-4	Chlorobenzene-d5	720000	11.749			
3855-82-1	1,4-Dichlorobenzene-d4	271000	13.678			

Report of Analysis

Client:	EA Engineering Science & Technology	Date Collected:	
Project:	NYSDEC - National Heatset	Date Received:	
Client Sample ID:	VN0723WBL01	SDG No.:	M3147
Lab Sample ID:	VN0723WBL01	Matrix:	Water
Analytical Method:	SW8260	% Moisture:	100
Sample Wt/Vol:	5 Units: mL	Final Vol:	5000 uL
Soil Aliquot Vol:	uL	Test:	VOC-TCLVOA-10
GC Column:	RXI-624 ID : 0.25	Level :	LOW

File ID/Qc Batch:	Dilution:	Prep Date	Date Analyzed	Prep Batch ID
VN067873.D	1		07/23/21 12:08	VN072321

CAS Number	Parameter	Conc.	Qualifier	MDL	LOQ / CRQL	Units

U = Not Detected
LOQ = Limit of Quantitation
MDL = Method Detection Limit
LOD = Limit of Detection
E = Value Exceeds Calibration Range
Q = indicates LCS control criteria did not meet requirements
M = MS/MSD acceptance criteria did not meet requirements

J = Estimated Value
B = Analyte Found in Associated Method Blank
N = Presumptive Evidence of a Compound
* = Values outside of QC limits
D = Dilution
() = Laboratory InHouse Limit
A = Aldol-Condensation Reaction Products

Report of Analysis

Client:	EA Engineering Science & Technology	Date Collected:	
Project:	NYSDEC - National Heatset	Date Received:	
Client Sample ID:	VN0726WBL01	SDG No.:	M3147
Lab Sample ID:	VN0726WBL01	Matrix:	Water
Analytical Method:	SW8260	% Moisture:	100
Sample Wt/Vol:	5 Units: mL	Final Vol:	5000 uL
Soil Aliquot Vol:	uL	Test:	VOC-TCLVOA-10
GC Column:	RXI-624 ID : 0.25	Level :	LOW

File ID/Qc Batch:	Dilution:	Prep Date	Date Analyzed	Prep Batch ID
VN067897.D	1		07/26/21 10:53	VN072621

CAS Number	Parameter	Conc.	Qualifier	MDL	LOQ / CRQL	Units
TARGETS						
75-71-8	Dichlorodifluoromethane	1.00	U	0.23	1.00	ug/L
74-87-3	Chloromethane	1.00	U	0.20	1.00	ug/L
75-01-4	Vinyl Chloride	1.00	U	0.19	1.00	ug/L
74-83-9	Bromomethane	5.00	U	0.87	5.00	ug/L
75-00-3	Chloroethane	1.00	U	0.35	1.00	ug/L
75-69-4	Trichlorofluoromethane	1.00	U	0.25	1.00	ug/L
76-13-1	1,1,2-Trichlorotrifluoroethane	1.00	U	0.21	1.00	ug/L
75-35-4	1,1-Dichloroethene	1.00	U	0.26	1.00	ug/L
67-64-1	Acetone	5.00	U	1.60	5.00	ug/L
75-15-0	Carbon Disulfide	1.00	U	0.25	1.00	ug/L
1634-04-4	Methyl tert-butyl Ether	1.00	U	0.22	1.00	ug/L
79-20-9	Methyl Acetate	1.00	U	0.47	1.00	ug/L
75-09-2	Methylene Chloride	1.00	U	0.18	1.00	ug/L
156-60-5	trans-1,2-Dichloroethene	1.00	U	0.19	1.00	ug/L
75-34-3	1,1-Dichloroethane	1.00	U	0.21	1.00	ug/L
110-82-7	Cyclohexane	5.00	U	1.30	5.00	ug/L
78-93-3	2-Butanone	5.00	U	0.90	5.00	ug/L
56-23-5	Carbon Tetrachloride	1.00	U	0.27	1.00	ug/L
156-59-2	cis-1,2-Dichloroethene	1.00	U	0.22	1.00	ug/L
74-97-5	Bromochloromethane	1.00	U	0.26	1.00	ug/L
67-66-3	Chloroform	1.00	U	0.27	1.00	ug/L
71-55-6	1,1,1-Trichloroethane	1.00	U	0.20	1.00	ug/L
108-87-2	Methylcyclohexane	1.00	U	0.14	1.00	ug/L
71-43-2	Benzene	1.00	U	0.18	1.00	ug/L
107-06-2	1,2-Dichloroethane	1.00	U	0.25	1.00	ug/L
79-01-6	Trichloroethene	1.00	U	0.17	1.00	ug/L
78-87-5	1,2-Dichloropropane	1.00	U	0.17	1.00	ug/L
75-27-4	Bromodichloromethane	1.00	U	0.20	1.00	ug/L
108-10-1	4-Methyl-2-Pentanone	5.00	U	0.87	5.00	ug/L
108-88-3	Toluene	1.00	U	0.22	1.00	ug/L
10061-02-6	t-1,3-Dichloropropene	1.00	U	0.18	1.00	ug/L
10061-01-5	cis-1,3-Dichloropropene	1.00	U	0.17	1.00	ug/L

Report of Analysis

Client:	EA Engineering Science & Technology	Date Collected:	
Project:	NYSDEC - National Heatset	Date Received:	
Client Sample ID:	VN0726WBL01	SDG No.:	M3147
Lab Sample ID:	VN0726WBL01	Matrix:	Water
Analytical Method:	SW8260	% Moisture:	100
Sample Wt/Vol:	5 Units: mL	Final Vol:	5000 uL
Soil Aliquot Vol:	uL	Test:	VOC-TCLVOA-10
GC Column:	RXI-624 ID : 0.25	Level :	LOW

File ID/Qc Batch:	Dilution:	Prep Date	Date Analyzed	Prep Batch ID
VN067897.D	1		07/26/21 10:53	VN072621

CAS Number	Parameter	Conc.	Qualifier	MDL	LOQ / CRQL	Units
79-00-5	1,1,2-Trichloroethane	1.00	U	0.24	1.00	ug/L
591-78-6	2-Hexanone	5.00	U	0.92	5.00	ug/L
124-48-1	Dibromochloromethane	1.00	U	0.18	1.00	ug/L
106-93-4	1,2-Dibromoethane	1.00	U	0.16	1.00	ug/L
127-18-4	Tetrachloroethene	1.00	U	0.17	1.00	ug/L
108-90-7	Chlorobenzene	1.00	U	0.17	1.00	ug/L
100-41-4	Ethyl Benzene	1.00	U	0.18	1.00	ug/L
179601-23-1	m/p-Xylenes	2.00	U	0.32	2.00	ug/L
95-47-6	o-Xylene	1.00	U	0.19	1.00	ug/L
100-42-5	Styrene	1.00	U	0.16	1.00	ug/L
75-25-2	Bromoform	1.00	U	0.19	1.00	ug/L
98-82-8	Isopropylbenzene	1.00	U	0.23	1.00	ug/L
79-34-5	1,1,2,2-Tetrachloroethane	1.00	U	0.29	1.00	ug/L
541-73-1	1,3-Dichlorobenzene	1.00	U	0.19	1.00	ug/L
106-46-7	1,4-Dichlorobenzene	1.00	U	0.20	1.00	ug/L
95-50-1	1,2-Dichlorobenzene	1.00	U	0.19	1.00	ug/L
96-12-8	1,2-Dibromo-3-Chloropropane	1.00	U	0.47	1.00	ug/L
120-82-1	1,2,4-Trichlorobenzene	1.00	U	0.30	1.00	ug/L
87-61-6	1,2,3-Trichlorobenzene	1.00	U	0.35	1.00	ug/L
SURROGATES						
17060-07-0	1,2-Dichloroethane-d4	52.5		78 - 117	105%	SPK: 50
1868-53-7	Dibromofluoromethane	49.3		75 - 124	99%	SPK: 50
2037-26-5	Toluene-d8	48.6		92 - 112	97%	SPK: 50
460-00-4	4-Bromofluorobenzene	43.2		83 - 123	86%	SPK: 50
INTERNAL STANDARDS						
363-72-4	Pentafluorobenzene	400000	8.088			
540-36-3	1,4-Difluorobenzene	775000	8.971			
3114-55-4	Chlorobenzene-d5	727000	11.749			
3855-82-1	1,4-Dichlorobenzene-d4	256000	13.678			
TENTATIVE IDENTIFIED COMPOUNDS						
91-20-3	Naphthalene	3.60	J		15.5	ug/L

Report of Analysis

Client:	EA Engineering Science & Technology	Date Collected:	
Project:	NYSDEC - National Heatset	Date Received:	
Client Sample ID:	VN0726WBL01	SDG No.:	M3147
Lab Sample ID:	VN0726WBL01	Matrix:	Water
Analytical Method:	SW8260	% Moisture:	100
Sample Wt/Vol:	5 Units: mL	Final Vol:	5000 uL
Soil Aliquot Vol:	uL	Test:	VOC-TCLVOA-10
GC Column:	RXI-624 ID : 0.25	Level :	LOW

File ID/Qc Batch:	Dilution:	Prep Date	Date Analyzed	Prep Batch ID
VN067897.D	1		07/26/21 10:53	VN072621

CAS Number	Parameter	Conc.	Qualifier	MDL	LOQ / CRQL	Units

U = Not Detected
LOQ = Limit of Quantitation
MDL = Method Detection Limit
LOD = Limit of Detection
E = Value Exceeds Calibration Range
Q = indicates LCS control criteria did not meet requirements
M = MS/MSD acceptance criteria did not meet requirements

J = Estimated Value
B = Analyte Found in Associated Method Blank
N = Presumptive Evidence of a Compound
* = Values outside of QC limits
D = Dilution
() = Laboratory InHouse Limit
A = Aldol-Condensation Reaction Products

Report of Analysis

Client:	EA Engineering Science & Technology	Date Collected:	
Project:	NYSDEC - National Heatset	Date Received:	
Client Sample ID:	VN0727WBL01	SDG No.:	M3147
Lab Sample ID:	VN0727WBL01	Matrix:	Water
Analytical Method:	SW8260	% Moisture:	100
Sample Wt/Vol:	5 Units: mL	Final Vol:	5000 uL
Soil Aliquot Vol:	uL	Test:	VOC-TCLVOA-10
GC Column:	RXI-624 ID : 0.25	Level :	LOW

File ID/Qc Batch:	Dilution:	Prep Date	Date Analyzed	Prep Batch ID
VN067923.D	1		07/27/21 12:47	VN072721

CAS Number	Parameter	Conc.	Qualifier	MDL	LOQ / CRQL	Units
TARGETS						
75-71-8	Dichlorodifluoromethane	1.00	U	0.23	1.00	ug/L
74-87-3	Chloromethane	1.00	U	0.20	1.00	ug/L
75-01-4	Vinyl Chloride	1.00	U	0.19	1.00	ug/L
74-83-9	Bromomethane	5.00	U	0.87	5.00	ug/L
75-00-3	Chloroethane	1.00	U	0.35	1.00	ug/L
75-69-4	Trichlorofluoromethane	1.00	U	0.25	1.00	ug/L
76-13-1	1,1,2-Trichlorotrifluoroethane	1.00	U	0.21	1.00	ug/L
75-35-4	1,1-Dichloroethene	1.00	U	0.26	1.00	ug/L
67-64-1	Acetone	5.00	U	1.60	5.00	ug/L
75-15-0	Carbon Disulfide	1.00	U	0.25	1.00	ug/L
1634-04-4	Methyl tert-butyl Ether	1.00	U	0.22	1.00	ug/L
79-20-9	Methyl Acetate	1.00	U	0.47	1.00	ug/L
75-09-2	Methylene Chloride	1.00	U	0.18	1.00	ug/L
156-60-5	trans-1,2-Dichloroethene	1.00	U	0.19	1.00	ug/L
75-34-3	1,1-Dichloroethane	1.00	U	0.21	1.00	ug/L
110-82-7	Cyclohexane	5.00	U	1.30	5.00	ug/L
78-93-3	2-Butanone	5.00	U	0.90	5.00	ug/L
56-23-5	Carbon Tetrachloride	1.00	U	0.27	1.00	ug/L
156-59-2	cis-1,2-Dichloroethene	1.00	U	0.22	1.00	ug/L
74-97-5	Bromochloromethane	1.00	U	0.26	1.00	ug/L
67-66-3	Chloroform	1.00	U	0.27	1.00	ug/L
71-55-6	1,1,1-Trichloroethane	1.00	U	0.20	1.00	ug/L
108-87-2	Methylcyclohexane	1.00	U	0.14	1.00	ug/L
71-43-2	Benzene	1.00	U	0.18	1.00	ug/L
107-06-2	1,2-Dichloroethane	1.00	U	0.25	1.00	ug/L
79-01-6	Trichloroethene	1.00	U	0.17	1.00	ug/L
78-87-5	1,2-Dichloropropane	1.00	U	0.17	1.00	ug/L
75-27-4	Bromodichloromethane	1.00	U	0.20	1.00	ug/L
108-10-1	4-Methyl-2-Pentanone	5.00	U	0.87	5.00	ug/L
108-88-3	Toluene	1.00	U	0.22	1.00	ug/L
10061-02-6	t-1,3-Dichloropropene	1.00	U	0.18	1.00	ug/L
10061-01-5	cis-1,3-Dichloropropene	1.00	U	0.17	1.00	ug/L

Report of Analysis

Client:	EA Engineering Science & Technology	Date Collected:	
Project:	NYSDEC - National Heatset	Date Received:	
Client Sample ID:	VN0727WBL01	SDG No.:	M3147
Lab Sample ID:	VN0727WBL01	Matrix:	Water
Analytical Method:	SW8260	% Moisture:	100
Sample Wt/Vol:	5 Units: mL	Final Vol:	5000 uL
Soil Aliquot Vol:	uL	Test:	VOC-TCLVOA-10
GC Column:	RXI-624 ID : 0.25	Level :	LOW

File ID/Qc Batch:	Dilution:	Prep Date	Date Analyzed	Prep Batch ID
VN067923.D	1		07/27/21 12:47	VN072721

CAS Number	Parameter	Conc.	Qualifier	MDL	LOQ / CRQL	Units
79-00-5	1,1,2-Trichloroethane	1.00	U	0.24	1.00	ug/L
591-78-6	2-Hexanone	5.00	U	0.92	5.00	ug/L
124-48-1	Dibromochloromethane	1.00	U	0.18	1.00	ug/L
106-93-4	1,2-Dibromoethane	1.00	U	0.16	1.00	ug/L
127-18-4	Tetrachloroethene	1.00	U	0.17	1.00	ug/L
108-90-7	Chlorobenzene	1.00	U	0.17	1.00	ug/L
100-41-4	Ethyl Benzene	1.00	U	0.18	1.00	ug/L
179601-23-1	m/p-Xylenes	2.00	U	0.32	2.00	ug/L
95-47-6	o-Xylene	1.00	U	0.19	1.00	ug/L
100-42-5	Styrene	1.00	U	0.16	1.00	ug/L
75-25-2	Bromoform	1.00	U	0.19	1.00	ug/L
98-82-8	Isopropylbenzene	1.00	U	0.23	1.00	ug/L
79-34-5	1,1,2,2-Tetrachloroethane	1.00	U	0.29	1.00	ug/L
541-73-1	1,3-Dichlorobenzene	1.00	U	0.19	1.00	ug/L
106-46-7	1,4-Dichlorobenzene	1.00	U	0.20	1.00	ug/L
95-50-1	1,2-Dichlorobenzene	1.00	U	0.19	1.00	ug/L
96-12-8	1,2-Dibromo-3-Chloropropane	1.00	U	0.47	1.00	ug/L
120-82-1	1,2,4-Trichlorobenzene	1.00	U	0.30	1.00	ug/L
87-61-6	1,2,3-Trichlorobenzene	1.00	U	0.35	1.00	ug/L
SURROGATES						
17060-07-0	1,2-Dichloroethane-d4	57.8		78 - 117	116%	SPK: 50
1868-53-7	Dibromofluoromethane	55.7		75 - 124	111%	SPK: 50
2037-26-5	Toluene-d8	55.7		92 - 112	111%	SPK: 50
460-00-4	4-Bromofluorobenzene	50.8		83 - 123	102%	SPK: 50
INTERNAL STANDARDS						
363-72-4	Pentafluorobenzene	394000	8.088			
540-36-3	1,4-Difluorobenzene	753000	8.968			
3114-55-4	Chlorobenzene-d5	722000	11.746			
3855-82-1	1,4-Dichlorobenzene-d4	251000	13.677			

Report of Analysis

Client:	EA Engineering Science & Technology	Date Collected:	
Project:	NYSDEC - National Heatset	Date Received:	
Client Sample ID:	VN0727WBL01	SDG No.:	M3147
Lab Sample ID:	VN0727WBL01	Matrix:	Water
Analytical Method:	SW8260	% Moisture:	100
Sample Wt/Vol:	5 Units: mL	Final Vol:	5000 uL
Soil Aliquot Vol:	uL	Test:	VOC-TCLVOA-10
GC Column:	RXI-624 ID : 0.25	Level :	LOW

File ID/Qc Batch:	Dilution:	Prep Date	Date Analyzed	Prep Batch ID
VN067923.D	1		07/27/21 12:47	VN072721

CAS Number	Parameter	Conc.	Qualifier	MDL	LOQ / CRQL	Units

U = Not Detected
LOQ = Limit of Quantitation
MDL = Method Detection Limit
LOD = Limit of Detection
E = Value Exceeds Calibration Range
Q = indicates LCS control criteria did not meet requirements
M = MS/MSD acceptance criteria did not meet requirements

J = Estimated Value
B = Analyte Found in Associated Method Blank
N = Presumptive Evidence of a Compound
* = Values outside of QC limits
D = Dilution
() = Laboratory InHouse Limit
A = Aldol-Condensation Reaction Products

Report of Analysis

Client:	EA Engineering Science & Technology	Date Collected:	
Project:	NYSDEC - National Heatset	Date Received:	
Client Sample ID:	VN0729WBL01	SDG No.:	M3147
Lab Sample ID:	VN0729WBL01	Matrix:	Water
Analytical Method:	SW8260	% Moisture:	100
Sample Wt/Vol:	5 Units: mL	Final Vol:	5000 uL
Soil Aliquot Vol:	uL	Test:	VOC-TCLVOA-10
GC Column:	RXI-624 ID : 0.25	Level :	LOW

File ID/Qc Batch:	Dilution:	Prep Date	Date Analyzed	Prep Batch ID
VN067967.D	1		07/29/21 16:28	VN072921

CAS Number	Parameter	Conc.	Qualifier	MDL	LOQ / CRQL	Units
TARGETS						
75-71-8	Dichlorodifluoromethane	1.00	U	0.23	1.00	ug/L
74-87-3	Chloromethane	1.00	U	0.20	1.00	ug/L
75-01-4	Vinyl Chloride	1.00	U	0.19	1.00	ug/L
74-83-9	Bromomethane	5.00	U	0.87	5.00	ug/L
75-00-3	Chloroethane	1.00	U	0.35	1.00	ug/L
75-69-4	Trichlorofluoromethane	1.00	U	0.25	1.00	ug/L
76-13-1	1,1,2-Trichlorotrifluoroethane	1.00	U	0.21	1.00	ug/L
75-35-4	1,1-Dichloroethene	1.00	U	0.26	1.00	ug/L
67-64-1	Acetone	5.00	U	1.60	5.00	ug/L
75-15-0	Carbon Disulfide	1.00	U	0.25	1.00	ug/L
1634-04-4	Methyl tert-butyl Ether	1.00	U	0.22	1.00	ug/L
79-20-9	Methyl Acetate	1.00	U	0.47	1.00	ug/L
75-09-2	Methylene Chloride	1.00	U	0.18	1.00	ug/L
156-60-5	trans-1,2-Dichloroethene	1.00	U	0.19	1.00	ug/L
75-34-3	1,1-Dichloroethane	1.00	U	0.21	1.00	ug/L
110-82-7	Cyclohexane	5.00	U	1.30	5.00	ug/L
78-93-3	2-Butanone	5.00	U	0.90	5.00	ug/L
56-23-5	Carbon Tetrachloride	1.00	U	0.27	1.00	ug/L
156-59-2	cis-1,2-Dichloroethene	1.00	U	0.22	1.00	ug/L
74-97-5	Bromochloromethane	1.00	U	0.26	1.00	ug/L
67-66-3	Chloroform	1.00	U	0.27	1.00	ug/L
71-55-6	1,1,1-Trichloroethane	1.00	U	0.20	1.00	ug/L
108-87-2	Methylcyclohexane	1.00	U	0.14	1.00	ug/L
71-43-2	Benzene	1.00	U	0.18	1.00	ug/L
107-06-2	1,2-Dichloroethane	1.00	U	0.25	1.00	ug/L
79-01-6	Trichloroethene	1.00	U	0.17	1.00	ug/L
78-87-5	1,2-Dichloropropane	1.00	U	0.17	1.00	ug/L
75-27-4	Bromodichloromethane	1.00	U	0.20	1.00	ug/L
108-10-1	4-Methyl-2-Pentanone	5.00	U	0.87	5.00	ug/L
108-88-3	Toluene	1.00	U	0.22	1.00	ug/L
10061-02-6	t-1,3-Dichloropropene	1.00	U	0.18	1.00	ug/L
10061-01-5	cis-1,3-Dichloropropene	1.00	U	0.17	1.00	ug/L

Report of Analysis

Client:	EA Engineering Science & Technology	Date Collected:	
Project:	NYSDEC - National Heatset	Date Received:	
Client Sample ID:	VN0729WBL01	SDG No.:	M3147
Lab Sample ID:	VN0729WBL01	Matrix:	Water
Analytical Method:	SW8260	% Moisture:	100
Sample Wt/Vol:	5 Units: mL	Final Vol:	5000 uL
Soil Aliquot Vol:	uL	Test:	VOC-TCLVOA-10
GC Column:	RXI-624 ID : 0.25	Level :	LOW

File ID/Qc Batch:	Dilution:	Prep Date	Date Analyzed	Prep Batch ID
VN067967.D	1		07/29/21 16:28	VN072921

CAS Number	Parameter	Conc.	Qualifier	MDL	LOQ / CRQL	Units
79-00-5	1,1,2-Trichloroethane	1.00	U	0.24	1.00	ug/L
591-78-6	2-Hexanone	5.00	U	0.92	5.00	ug/L
124-48-1	Dibromochloromethane	1.00	U	0.18	1.00	ug/L
106-93-4	1,2-Dibromoethane	1.00	U	0.16	1.00	ug/L
127-18-4	Tetrachloroethene	1.00	U	0.17	1.00	ug/L
108-90-7	Chlorobenzene	1.00	U	0.17	1.00	ug/L
100-41-4	Ethyl Benzene	1.00	U	0.18	1.00	ug/L
179601-23-1	m/p-Xylenes	2.00	U	0.32	2.00	ug/L
95-47-6	o-Xylene	1.00	U	0.19	1.00	ug/L
100-42-5	Styrene	1.00	U	0.16	1.00	ug/L
75-25-2	Bromoform	1.00	U	0.19	1.00	ug/L
98-82-8	Isopropylbenzene	1.00	U	0.23	1.00	ug/L
79-34-5	1,1,2,2-Tetrachloroethane	1.00	U	0.29	1.00	ug/L
541-73-1	1,3-Dichlorobenzene	1.00	U	0.19	1.00	ug/L
106-46-7	1,4-Dichlorobenzene	1.00	U	0.20	1.00	ug/L
95-50-1	1,2-Dichlorobenzene	1.00	U	0.19	1.00	ug/L
96-12-8	1,2-Dibromo-3-Chloropropane	1.00	U	0.47	1.00	ug/L
120-82-1	1,2,4-Trichlorobenzene	1.00	U	0.30	1.00	ug/L
87-61-6	1,2,3-Trichlorobenzene	1.00	U	0.35	1.00	ug/L
SURROGATES						
17060-07-0	1,2-Dichloroethane-d4	55.0		78 - 117	110%	SPK: 50
1868-53-7	Dibromofluoromethane	52.6		75 - 124	105%	SPK: 50
2037-26-5	Toluene-d8	47.4		92 - 112	95%	SPK: 50
460-00-4	4-Bromofluorobenzene	42.6		83 - 123	85%	SPK: 50
INTERNAL STANDARDS						
363-72-4	Pentafluorobenzene	311000	8.088			
540-36-3	1,4-Difluorobenzene	596000	8.968			
3114-55-4	Chlorobenzene-d5	565000	11.747			
3855-82-1	1,4-Dichlorobenzene-d4	205000	13.678			

Report of Analysis

Client:	EA Engineering Science & Technology	Date Collected:	
Project:	NYSDEC - National Heatset	Date Received:	
Client Sample ID:	VN0729WBL01	SDG No.:	M3147
Lab Sample ID:	VN0729WBL01	Matrix:	Water
Analytical Method:	SW8260	% Moisture:	100
Sample Wt/Vol:	5 Units: mL	Final Vol:	5000 uL
Soil Aliquot Vol:	uL	Test:	VOC-TCLVOA-10
GC Column:	RXI-624 ID : 0.25	Level :	LOW

File ID/Qc Batch:	Dilution:	Prep Date	Date Analyzed	Prep Batch ID
VN067967.D	1		07/29/21 16:28	VN072921

CAS Number	Parameter	Conc.	Qualifier	MDL	LOQ / CRQL	Units

U = Not Detected
LOQ = Limit of Quantitation
MDL = Method Detection Limit
LOD = Limit of Detection
E = Value Exceeds Calibration Range
Q = indicates LCS control criteria did not meet requirements
M = MS/MSD acceptance criteria did not meet requirements

J = Estimated Value
B = Analyte Found in Associated Method Blank
N = Presumptive Evidence of a Compound
* = Values outside of QC limits
D = Dilution
() = Laboratory InHouse Limit
A = Aldol-Condensation Reaction Products

Report of Analysis

Client:	EA Engineering Science & Technology	Date Collected:	
Project:	NYSDEC - National Heatset	Date Received:	
Client Sample ID:	VN0723WBS01	SDG No.:	M3147
Lab Sample ID:	VN0723WBS01	Matrix:	Water
Analytical Method:	SW8260	% Moisture:	100
Sample Wt/Vol:	5 Units: mL	Final Vol:	5000 uL
Soil Aliquot Vol:	uL	Test:	VOC-TCLVOA-10
GC Column:	RXI-624 ID : 0.25	Level :	LOW

File ID/Qc Batch:	Dilution:	Prep Date	Date Analyzed	Prep Batch ID
VN067874.D	1		07/23/21 12:38	VN072321

CAS Number	Parameter	Conc.	Qualifier	MDL	LOQ / CRQL	Units
TARGETS						
75-71-8	Dichlorodifluoromethane	18.9		0.23	1.00	ug/L
74-87-3	Chloromethane	15.8		0.20	1.00	ug/L
75-01-4	Vinyl Chloride	17.2		0.19	1.00	ug/L
74-83-9	Bromomethane	18.8		0.87	5.00	ug/L
75-00-3	Chloroethane	18.5		0.35	1.00	ug/L
75-69-4	Trichlorofluoromethane	20.5		0.25	1.00	ug/L
76-13-1	1,1,2-Trichlorotrifluoroethane	21.7		0.21	1.00	ug/L
75-35-4	1,1-Dichloroethene	20.0		0.26	1.00	ug/L
67-64-1	Acetone	95.0		1.60	5.00	ug/L
75-15-0	Carbon Disulfide	17.7		0.25	1.00	ug/L
1634-04-4	Methyl tert-butyl Ether	19.1		0.22	1.00	ug/L
79-20-9	Methyl Acetate	20.0		0.47	1.00	ug/L
75-09-2	Methylene Chloride	20.8		0.18	1.00	ug/L
156-60-5	trans-1,2-Dichloroethene	19.7		0.19	1.00	ug/L
75-34-3	1,1-Dichloroethane	19.7		0.21	1.00	ug/L
110-82-7	Cyclohexane	17.2		1.30	5.00	ug/L
78-93-3	2-Butanone	93.5		0.90	5.00	ug/L
56-23-5	Carbon Tetrachloride	19.8		0.27	1.00	ug/L
156-59-2	cis-1,2-Dichloroethene	19.2		0.22	1.00	ug/L
74-97-5	Bromochloromethane	18.0		0.26	1.00	ug/L
67-66-3	Chloroform	19.3		0.27	1.00	ug/L
71-55-6	1,1,1-Trichloroethane	19.7		0.20	1.00	ug/L
108-87-2	Methylcyclohexane	18.8		0.14	1.00	ug/L
71-43-2	Benzene	19.5		0.18	1.00	ug/L
107-06-2	1,2-Dichloroethane	20.1		0.25	1.00	ug/L
79-01-6	Trichloroethene	19.7		0.17	1.00	ug/L
78-87-5	1,2-Dichloropropane	19.4		0.17	1.00	ug/L
75-27-4	Bromodichloromethane	20.0		0.20	1.00	ug/L
108-10-1	4-Methyl-2-Pentanone	98.0		0.87	5.00	ug/L
108-88-3	Toluene	19.5		0.22	1.00	ug/L
10061-02-6	t-1,3-Dichloropropene	18.3		0.18	1.00	ug/L
10061-01-5	cis-1,3-Dichloropropene	19.6		0.17	1.00	ug/L

Report of Analysis

Client:	EA Engineering Science & Technology	Date Collected:	
Project:	NYSDEC - National Heatset	Date Received:	
Client Sample ID:	VN0723WBS01	SDG No.:	M3147
Lab Sample ID:	VN0723WBS01	Matrix:	Water
Analytical Method:	SW8260	% Moisture:	100
Sample Wt/Vol:	5 Units: mL	Final Vol:	5000 uL
Soil Aliquot Vol:	uL	Test:	VOC-TCLVOA-10
GC Column:	RXI-624 ID : 0.25	Level :	LOW

File ID/Qc Batch:	Dilution:	Prep Date	Date Analyzed	Prep Batch ID
VN067874.D	1		07/23/21 12:38	VN072321

CAS Number	Parameter	Conc.	Qualifier	MDL	LOQ / CRQL	Units
79-00-5	1,1,2-Trichloroethane	20.6		0.24	1.00	ug/L
591-78-6	2-Hexanone	97.6		0.92	5.00	ug/L
124-48-1	Dibromochloromethane	18.0		0.18	1.00	ug/L
106-93-4	1,2-Dibromoethane	19.9		0.16	1.00	ug/L
127-18-4	Tetrachloroethene	21.0		0.17	1.00	ug/L
108-90-7	Chlorobenzene	19.7		0.17	1.00	ug/L
100-41-4	Ethyl Benzene	19.3		0.18	1.00	ug/L
179601-23-1	m/p-Xylenes	38.8		0.32	2.00	ug/L
95-47-6	o-Xylene	19.3		0.19	1.00	ug/L
100-42-5	Styrene	19.7		0.16	1.00	ug/L
75-25-2	Bromoform	16.5		0.19	1.00	ug/L
98-82-8	Isopropylbenzene	19.9		0.23	1.00	ug/L
79-34-5	1,1,2,2-Tetrachloroethane	20.9		0.29	1.00	ug/L
541-73-1	1,3-Dichlorobenzene	19.7		0.19	1.00	ug/L
106-46-7	1,4-Dichlorobenzene	19.0		0.20	1.00	ug/L
95-50-1	1,2-Dichlorobenzene	19.6		0.19	1.00	ug/L
96-12-8	1,2-Dibromo-3-Chloropropane	20.2		0.47	1.00	ug/L
120-82-1	1,2,4-Trichlorobenzene	17.1		0.30	1.00	ug/L
87-61-6	1,2,3-Trichlorobenzene	16.5		0.35	1.00	ug/L
SURROGATES						
17060-07-0	1,2-Dichloroethane-d4	50.6		78 - 117	101%	SPK: 50
1868-53-7	Dibromofluoromethane	52.4		75 - 124	105%	SPK: 50
2037-26-5	Toluene-d8	51.0		92 - 112	102%	SPK: 50
460-00-4	4-Bromofluorobenzene	49.5		83 - 123	99%	SPK: 50
INTERNAL STANDARDS						
363-72-4	Pentafluorobenzene	337000	8.086			
540-36-3	1,4-Difluorobenzene	609000	8.968			
3114-55-4	Chlorobenzene-d5	584000	11.746			
3855-82-1	1,4-Dichlorobenzene-d4	254000	13.677			

Report of Analysis

Client:	EA Engineering Science & Technology	Date Collected:	
Project:	NYSDEC - National Heatset	Date Received:	
Client Sample ID:	VN0723WBS01	SDG No.:	M3147
Lab Sample ID:	VN0723WBS01	Matrix:	Water
Analytical Method:	SW8260	% Moisture:	100
Sample Wt/Vol:	5 Units: mL	Final Vol:	5000 uL
Soil Aliquot Vol:	uL	Test:	VOC-TCLVOA-10
GC Column:	RXI-624 ID : 0.25	Level :	LOW

File ID/Qc Batch:	Dilution:	Prep Date	Date Analyzed	Prep Batch ID
VN067874.D	1		07/23/21 12:38	VN072321

CAS Number	Parameter	Conc.	Qualifier	MDL	LOQ / CRQL	Units

U = Not Detected
LOQ = Limit of Quantitation
MDL = Method Detection Limit
LOD = Limit of Detection
E = Value Exceeds Calibration Range
Q = indicates LCS control criteria did not meet requirements
M = MS/MSD acceptance criteria did not meet requirements

J = Estimated Value
B = Analyte Found in Associated Method Blank
N = Presumptive Evidence of a Compound
* = Values outside of QC limits
D = Dilution
() = Laboratory InHouse Limit
A = Aldol-Condensation Reaction Products

Report of Analysis

Client:	EA Engineering Science & Technology	Date Collected:	
Project:	NYSDEC - National Heatset	Date Received:	
Client Sample ID:	VN0726WBS01	SDG No.:	M3147
Lab Sample ID:	VN0726WBS01	Matrix:	Water
Analytical Method:	SW8260	% Moisture:	100
Sample Wt/Vol:	5 Units: mL	Final Vol:	5000 uL
Soil Aliquot Vol:	uL	Test:	VOC-TCLVOA-10
GC Column:	RXI-624 ID : 0.25	Level :	LOW

File ID/Qc Batch:	Dilution:	Prep Date	Date Analyzed	Prep Batch ID
VN067898.D	1		07/26/21 11:27	VN072621

CAS Number	Parameter	Conc.	Qualifier	MDL	LOQ / CRQL	Units
TARGETS						
75-71-8	Dichlorodifluoromethane	18.5		0.23	1.00	ug/L
74-87-3	Chloromethane	15.9		0.20	1.00	ug/L
75-01-4	Vinyl Chloride	17.3		0.19	1.00	ug/L
74-83-9	Bromomethane	17.8		0.87	5.00	ug/L
75-00-3	Chloroethane	18.4		0.35	1.00	ug/L
75-69-4	Trichlorofluoromethane	19.4		0.25	1.00	ug/L
76-13-1	1,1,2-Trichlorotrifluoroethane	21.2		0.21	1.00	ug/L
75-35-4	1,1-Dichloroethene	20.1		0.26	1.00	ug/L
67-64-1	Acetone	96.0		1.60	5.00	ug/L
75-15-0	Carbon Disulfide	17.4		0.25	1.00	ug/L
1634-04-4	Methyl tert-butyl Ether	19.0		0.22	1.00	ug/L
79-20-9	Methyl Acetate	20.0		0.47	1.00	ug/L
75-09-2	Methylene Chloride	19.8		0.18	1.00	ug/L
156-60-5	trans-1,2-Dichloroethene	19.2		0.19	1.00	ug/L
75-34-3	1,1-Dichloroethane	19.4		0.21	1.00	ug/L
110-82-7	Cyclohexane	17.0		1.30	5.00	ug/L
78-93-3	2-Butanone	92.8		0.90	5.00	ug/L
56-23-5	Carbon Tetrachloride	18.6		0.27	1.00	ug/L
156-59-2	cis-1,2-Dichloroethene	18.6		0.22	1.00	ug/L
74-97-5	Bromochloromethane	18.4		0.26	1.00	ug/L
67-66-3	Chloroform	19.4		0.27	1.00	ug/L
71-55-6	1,1,1-Trichloroethane	19.0		0.20	1.00	ug/L
108-87-2	Methylcyclohexane	18.2		0.14	1.00	ug/L
71-43-2	Benzene	18.5		0.18	1.00	ug/L
107-06-2	1,2-Dichloroethane	19.1		0.25	1.00	ug/L
79-01-6	Trichloroethene	18.6		0.17	1.00	ug/L
78-87-5	1,2-Dichloropropane	18.7		0.17	1.00	ug/L
75-27-4	Bromodichloromethane	19.2		0.20	1.00	ug/L
108-10-1	4-Methyl-2-Pentanone	92.3		0.87	5.00	ug/L
108-88-3	Toluene	18.6		0.22	1.00	ug/L
10061-02-6	t-1,3-Dichloropropene	17.8		0.18	1.00	ug/L
10061-01-5	cis-1,3-Dichloropropene	18.8		0.17	1.00	ug/L

Report of Analysis

Client:	EA Engineering Science & Technology	Date Collected:	
Project:	NYSDEC - National Heatset	Date Received:	
Client Sample ID:	VN0726WBS01	SDG No.:	M3147
Lab Sample ID:	VN0726WBS01	Matrix:	Water
Analytical Method:	SW8260	% Moisture:	100
Sample Wt/Vol:	5 Units: mL	Final Vol:	5000 uL
Soil Aliquot Vol:	uL	Test:	VOC-TCLVOA-10
GC Column:	RXI-624 ID : 0.25	Level :	LOW

File ID/Qc Batch:	Dilution:	Prep Date	Date Analyzed	Prep Batch ID
VN067898.D	1		07/26/21 11:27	VN072621

CAS Number	Parameter	Conc.	Qualifier	MDL	LOQ / CRQL	Units
79-00-5	1,1,2-Trichloroethane	19.3		0.24	1.00	ug/L
591-78-6	2-Hexanone	93.7		0.92	5.00	ug/L
124-48-1	Dibromochloromethane	17.3		0.18	1.00	ug/L
106-93-4	1,2-Dibromoethane	19.1		0.16	1.00	ug/L
127-18-4	Tetrachloroethene	19.0		0.17	1.00	ug/L
108-90-7	Chlorobenzene	18.6		0.17	1.00	ug/L
100-41-4	Ethyl Benzene	18.4		0.18	1.00	ug/L
179601-23-1	m/p-Xylenes	37.1		0.32	2.00	ug/L
95-47-6	o-Xylene	18.5		0.19	1.00	ug/L
100-42-5	Styrene	19.1		0.16	1.00	ug/L
75-25-2	Bromoform	16.5		0.19	1.00	ug/L
98-82-8	Isopropylbenzene	19.0		0.23	1.00	ug/L
79-34-5	1,1,2,2-Tetrachloroethane	19.8		0.29	1.00	ug/L
541-73-1	1,3-Dichlorobenzene	18.8		0.19	1.00	ug/L
106-46-7	1,4-Dichlorobenzene	18.0		0.20	1.00	ug/L
95-50-1	1,2-Dichlorobenzene	18.6		0.19	1.00	ug/L
96-12-8	1,2-Dibromo-3-Chloropropane	19.2		0.47	1.00	ug/L
120-82-1	1,2,4-Trichlorobenzene	16.3		0.30	1.00	ug/L
87-61-6	1,2,3-Trichlorobenzene	16.2		0.35	1.00	ug/L
SURROGATES						
17060-07-0	1,2-Dichloroethane-d4	50.0		78 - 117	100%	SPK: 50
1868-53-7	Dibromofluoromethane	50.9		75 - 124	102%	SPK: 50
2037-26-5	Toluene-d8	48.4		92 - 112	97%	SPK: 50
460-00-4	4-Bromofluorobenzene	47.3		83 - 123	95%	SPK: 50
INTERNAL STANDARDS						
363-72-4	Pentafluorobenzene	359000	8.088			
540-36-3	1,4-Difluorobenzene	663000	8.971			
3114-55-4	Chlorobenzene-d5	622000	11.747			
3855-82-1	1,4-Dichlorobenzene-d4	271000	13.678			

Report of Analysis

Client:	EA Engineering Science & Technology	Date Collected:	
Project:	NYSDEC - National Heatset	Date Received:	
Client Sample ID:	VN0726WBS01	SDG No.:	M3147
Lab Sample ID:	VN0726WBS01	Matrix:	Water
Analytical Method:	SW8260	% Moisture:	100
Sample Wt/Vol:	5 Units: mL	Final Vol:	5000 uL
Soil Aliquot Vol:	uL	Test:	VOC-TCLVOA-10
GC Column:	RXI-624 ID : 0.25	Level :	LOW

File ID/Qc Batch:	Dilution:	Prep Date	Date Analyzed	Prep Batch ID
VN067898.D	1		07/26/21 11:27	VN072621

CAS Number	Parameter	Conc.	Qualifier	MDL	LOQ / CRQL	Units

U = Not Detected
LOQ = Limit of Quantitation
MDL = Method Detection Limit
LOD = Limit of Detection
E = Value Exceeds Calibration Range
Q = indicates LCS control criteria did not meet requirements
M = MS/MSD acceptance criteria did not meet requirements

J = Estimated Value
B = Analyte Found in Associated Method Blank
N = Presumptive Evidence of a Compound
* = Values outside of QC limits
D = Dilution
() = Laboratory InHouse Limit
A = Aldol-Condensation Reaction Products

Report of Analysis

Client:	EA Engineering Science & Technology	Date Collected:	
Project:	NYSDEC - National Heatset	Date Received:	
Client Sample ID:	VN0727WBS01	SDG No.:	M3147
Lab Sample ID:	VN0727WBS01	Matrix:	Water
Analytical Method:	SW8260	% Moisture:	100
Sample Wt/Vol:	5 Units: mL	Final Vol:	5000 uL
Soil Aliquot Vol:	uL	Test:	VOC-TCLVOA-10
GC Column:	RXI-624 ID : 0.25	Level :	LOW

File ID/Qc Batch:	Dilution:	Prep Date	Date Analyzed	Prep Batch ID
VN067924.D	1		07/27/21 13:21	VN072721

CAS Number	Parameter	Conc.	Qualifier	MDL	LOQ / CRQL	Units
TARGETS						
75-71-8	Dichlorodifluoromethane	18.6		0.23	1.00	ug/L
74-87-3	Chloromethane	15.9		0.20	1.00	ug/L
75-01-4	Vinyl Chloride	17.0		0.19	1.00	ug/L
74-83-9	Bromomethane	19.8		0.87	5.00	ug/L
75-00-3	Chloroethane	19.2		0.35	1.00	ug/L
75-69-4	Trichlorofluoromethane	20.7		0.25	1.00	ug/L
76-13-1	1,1,2-Trichlorotrifluoroethane	21.8		0.21	1.00	ug/L
75-35-4	1,1-Dichloroethene	20.2		0.26	1.00	ug/L
67-64-1	Acetone	100		1.60	5.00	ug/L
75-15-0	Carbon Disulfide	17.0		0.25	1.00	ug/L
1634-04-4	Methyl tert-butyl Ether	19.6		0.22	1.00	ug/L
79-20-9	Methyl Acetate	20.6		0.47	1.00	ug/L
75-09-2	Methylene Chloride	20.4		0.18	1.00	ug/L
156-60-5	trans-1,2-Dichloroethene	19.6		0.19	1.00	ug/L
75-34-3	1,1-Dichloroethane	20.1		0.21	1.00	ug/L
110-82-7	Cyclohexane	17.1		1.30	5.00	ug/L
78-93-3	2-Butanone	97.3		0.90	5.00	ug/L
56-23-5	Carbon Tetrachloride	20.1		0.27	1.00	ug/L
156-59-2	cis-1,2-Dichloroethene	19.8		0.22	1.00	ug/L
74-97-5	Bromochloromethane	18.3		0.26	1.00	ug/L
67-66-3	Chloroform	19.9		0.27	1.00	ug/L
71-55-6	1,1,1-Trichloroethane	19.7		0.20	1.00	ug/L
108-87-2	Methylcyclohexane	18.6		0.14	1.00	ug/L
71-43-2	Benzene	19.7		0.18	1.00	ug/L
107-06-2	1,2-Dichloroethane	20.1		0.25	1.00	ug/L
79-01-6	Trichloroethene	19.8		0.17	1.00	ug/L
78-87-5	1,2-Dichloropropane	20.1		0.17	1.00	ug/L
75-27-4	Bromodichloromethane	20.3		0.20	1.00	ug/L
108-10-1	4-Methyl-2-Pentanone	98.2		0.87	5.00	ug/L
108-88-3	Toluene	19.5		0.22	1.00	ug/L
10061-02-6	t-1,3-Dichloropropene	18.1		0.18	1.00	ug/L
10061-01-5	cis-1,3-Dichloropropene	19.8		0.17	1.00	ug/L

Report of Analysis

Client:	EA Engineering Science & Technology	Date Collected:	
Project:	NYSDEC - National Heatset	Date Received:	
Client Sample ID:	VN0727WBS01	SDG No.:	M3147
Lab Sample ID:	VN0727WBS01	Matrix:	Water
Analytical Method:	SW8260	% Moisture:	100
Sample Wt/Vol:	5 Units: mL	Final Vol:	5000 uL
Soil Aliquot Vol:	uL	Test:	VOC-TCLVOA-10
GC Column:	RXI-624 ID : 0.25	Level :	LOW

File ID/Qc Batch:	Dilution:	Prep Date	Date Analyzed	Prep Batch ID
VN067924.D	1		07/27/21 13:21	VN072721

CAS Number	Parameter	Conc.	Qualifier	MDL	LOQ / CRQL	Units
79-00-5	1,1,2-Trichloroethane	20.7		0.24	1.00	ug/L
591-78-6	2-Hexanone	95.5		0.92	5.00	ug/L
124-48-1	Dibromochloromethane	18.1		0.18	1.00	ug/L
106-93-4	1,2-Dibromoethane	20.0		0.16	1.00	ug/L
127-18-4	Tetrachloroethene	20.0		0.17	1.00	ug/L
108-90-7	Chlorobenzene	19.7		0.17	1.00	ug/L
100-41-4	Ethyl Benzene	19.6		0.18	1.00	ug/L
179601-23-1	m/p-Xylenes	39.5		0.32	2.00	ug/L
95-47-6	o-Xylene	19.1		0.19	1.00	ug/L
100-42-5	Styrene	19.7		0.16	1.00	ug/L
75-25-2	Bromoform	16.5		0.19	1.00	ug/L
98-82-8	Isopropylbenzene	19.5		0.23	1.00	ug/L
79-34-5	1,1,2,2-Tetrachloroethane	21.0		0.29	1.00	ug/L
541-73-1	1,3-Dichlorobenzene	19.3		0.19	1.00	ug/L
106-46-7	1,4-Dichlorobenzene	19.2		0.20	1.00	ug/L
95-50-1	1,2-Dichlorobenzene	19.4		0.19	1.00	ug/L
96-12-8	1,2-Dibromo-3-Chloropropane	19.3		0.47	1.00	ug/L
120-82-1	1,2,4-Trichlorobenzene	16.7		0.30	1.00	ug/L
87-61-6	1,2,3-Trichlorobenzene	16.5		0.35	1.00	ug/L
SURROGATES						
17060-07-0	1,2-Dichloroethane-d4	49.3		78 - 117	99%	SPK: 50
1868-53-7	Dibromofluoromethane	51.5		75 - 124	103%	SPK: 50
2037-26-5	Toluene-d8	49.0		92 - 112	98%	SPK: 50
460-00-4	4-Bromofluorobenzene	47.4		83 - 123	95%	SPK: 50
INTERNAL STANDARDS						
363-72-4	Pentafluorobenzene	351000	8.086			
540-36-3	1,4-Difluorobenzene	632000	8.968			
3114-55-4	Chlorobenzene-d5	597000	11.747			
3855-82-1	1,4-Dichlorobenzene-d4	262000	13.678			

Report of Analysis

Client:	EA Engineering Science & Technology	Date Collected:	
Project:	NYSDEC - National Heatset	Date Received:	
Client Sample ID:	VN0727WBS01	SDG No.:	M3147
Lab Sample ID:	VN0727WBS01	Matrix:	Water
Analytical Method:	SW8260	% Moisture:	100
Sample Wt/Vol:	5 Units: mL	Final Vol:	5000 uL
Soil Aliquot Vol:	uL	Test:	VOC-TCLVOA-10
GC Column:	RXI-624 ID : 0.25	Level :	LOW

File ID/Qc Batch:	Dilution:	Prep Date	Date Analyzed	Prep Batch ID
VN067924.D	1		07/27/21 13:21	VN072721

CAS Number	Parameter	Conc.	Qualifier	MDL	LOQ / CRQL	Units

U = Not Detected
LOQ = Limit of Quantitation
MDL = Method Detection Limit
LOD = Limit of Detection
E = Value Exceeds Calibration Range
Q = indicates LCS control criteria did not meet requirements
M = MS/MSD acceptance criteria did not meet requirements

J = Estimated Value
B = Analyte Found in Associated Method Blank
N = Presumptive Evidence of a Compound
* = Values outside of QC limits
D = Dilution
() = Laboratory InHouse Limit
A = Aldol-Condensation Reaction Products

Report of Analysis

Client:	EA Engineering Science & Technology	Date Collected:	
Project:	NYSDEC - National Heatset	Date Received:	
Client Sample ID:	VN0729WBS01	SDG No.:	M3147
Lab Sample ID:	VN0729WBS01	Matrix:	Water
Analytical Method:	SW8260	% Moisture:	100
Sample Wt/Vol:	5 Units: mL	Final Vol:	5000 uL
Soil Aliquot Vol:	uL	Test:	VOC-TCLVOA-10
GC Column:	RXI-624 ID : 0.25	Level :	LOW

File ID/Qc Batch:	Dilution:	Prep Date	Date Analyzed	Prep Batch ID
VN067968.D	1		07/29/21 17:01	VN072921

CAS Number	Parameter	Conc.	Qualifier	MDL	LOQ / CRQL	Units
TARGETS						
75-71-8	Dichlorodifluoromethane	18.6		0.23	1.00	ug/L
74-87-3	Chloromethane	18.1		0.20	1.00	ug/L
75-01-4	Vinyl Chloride	18.4		0.19	1.00	ug/L
74-83-9	Bromomethane	18.7		0.87	5.00	ug/L
75-00-3	Chloroethane	18.4		0.35	1.00	ug/L
75-69-4	Trichlorofluoromethane	18.7		0.25	1.00	ug/L
76-13-1	1,1,2-Trichlorotrifluoroethane	18.8		0.21	1.00	ug/L
75-35-4	1,1-Dichloroethene	18.6		0.26	1.00	ug/L
67-64-1	Acetone	84.2		1.60	5.00	ug/L
75-15-0	Carbon Disulfide	17.6		0.25	1.00	ug/L
1634-04-4	Methyl tert-butyl Ether	18.7		0.22	1.00	ug/L
79-20-9	Methyl Acetate	18.5		0.47	1.00	ug/L
75-09-2	Methylene Chloride	18.8		0.18	1.00	ug/L
156-60-5	trans-1,2-Dichloroethene	18.2		0.19	1.00	ug/L
75-34-3	1,1-Dichloroethane	18.7		0.21	1.00	ug/L
110-82-7	Cyclohexane	17.6		1.30	5.00	ug/L
78-93-3	2-Butanone	92.2		0.90	5.00	ug/L
56-23-5	Carbon Tetrachloride	18.7		0.27	1.00	ug/L
156-59-2	cis-1,2-Dichloroethene	18.3		0.22	1.00	ug/L
74-97-5	Bromochloromethane	16.7		0.26	1.00	ug/L
67-66-3	Chloroform	18.3		0.27	1.00	ug/L
71-55-6	1,1,1-Trichloroethane	18.7		0.20	1.00	ug/L
108-87-2	Methylcyclohexane	19.5		0.14	1.00	ug/L
71-43-2	Benzene	18.9		0.18	1.00	ug/L
107-06-2	1,2-Dichloroethane	18.6		0.25	1.00	ug/L
79-01-6	Trichloroethene	19.3		0.17	1.00	ug/L
78-87-5	1,2-Dichloropropane	19.3		0.17	1.00	ug/L
75-27-4	Bromodichloromethane	19.5		0.20	1.00	ug/L
108-10-1	4-Methyl-2-Pentanone	89.8		0.87	5.00	ug/L
108-88-3	Toluene	19.4		0.22	1.00	ug/L
10061-02-6	t-1,3-Dichloropropene	17.9		0.18	1.00	ug/L
10061-01-5	cis-1,3-Dichloropropene	17.9		0.17	1.00	ug/L

Report of Analysis

Client:	EA Engineering Science & Technology	Date Collected:	
Project:	NYSDEC - National Heatset	Date Received:	
Client Sample ID:	VN0729WBS01	SDG No.:	M3147
Lab Sample ID:	VN0729WBS01	Matrix:	Water
Analytical Method:	SW8260	% Moisture:	100
Sample Wt/Vol:	5 Units: mL	Final Vol:	5000 uL
Soil Aliquot Vol:	uL	Test:	VOC-TCLVOA-10
GC Column:	RXI-624 ID : 0.25	Level :	LOW

File ID/Qc Batch:	Dilution:	Prep Date	Date Analyzed	Prep Batch ID
VN067968.D	1		07/29/21 17:01	VN072921

CAS Number	Parameter	Conc.	Qualifier	MDL	LOQ / CRQL	Units
79-00-5	1,1,2-Trichloroethane	18.9		0.24	1.00	ug/L
591-78-6	2-Hexanone	87.7		0.92	5.00	ug/L
124-48-1	Dibromochloromethane	17.5		0.18	1.00	ug/L
106-93-4	1,2-Dibromoethane	19.2		0.16	1.00	ug/L
127-18-4	Tetrachloroethene	19.4		0.17	1.00	ug/L
108-90-7	Chlorobenzene	19.0		0.17	1.00	ug/L
100-41-4	Ethyl Benzene	19.2		0.18	1.00	ug/L
179601-23-1	m/p-Xylenes	36.5		0.32	2.00	ug/L
95-47-6	o-Xylene	19.2		0.19	1.00	ug/L
100-42-5	Styrene	17.4		0.16	1.00	ug/L
75-25-2	Bromoform	16.7		0.19	1.00	ug/L
98-82-8	Isopropylbenzene	18.9		0.23	1.00	ug/L
79-34-5	1,1,2,2-Tetrachloroethane	18.4		0.29	1.00	ug/L
541-73-1	1,3-Dichlorobenzene	18.2		0.19	1.00	ug/L
106-46-7	1,4-Dichlorobenzene	17.9		0.20	1.00	ug/L
95-50-1	1,2-Dichlorobenzene	18.3		0.19	1.00	ug/L
96-12-8	1,2-Dibromo-3-Chloropropane	19.0		0.47	1.00	ug/L
120-82-1	1,2,4-Trichlorobenzene	17.8		0.30	1.00	ug/L
87-61-6	1,2,3-Trichlorobenzene	17.6		0.35	1.00	ug/L
SURROGATES						
17060-07-0	1,2-Dichloroethane-d4	52.5		78 - 117	105%	SPK: 50
1868-53-7	Dibromofluoromethane	53.1		75 - 124	106%	SPK: 50
2037-26-5	Toluene-d8	47.9		92 - 112	96%	SPK: 50
460-00-4	4-Bromofluorobenzene	44.4		83 - 123	89%	SPK: 50
INTERNAL STANDARDS						
363-72-4	Pentafluorobenzene	390000	8.086			
540-36-3	1,4-Difluorobenzene	700000	8.968			
3114-55-4	Chlorobenzene-d5	668000	11.747			
3855-82-1	1,4-Dichlorobenzene-d4	282000	13.678			

Report of Analysis

Client:	EA Engineering Science & Technology	Date Collected:	
Project:	NYSDEC - National Heatset	Date Received:	
Client Sample ID:	VN0729WBS01	SDG No.:	M3147
Lab Sample ID:	VN0729WBS01	Matrix:	Water
Analytical Method:	SW8260	% Moisture:	100
Sample Wt/Vol:	5 Units: mL	Final Vol:	5000 uL
Soil Aliquot Vol:	uL	Test:	VOC-TCLVOA-10
GC Column:	RXI-624 ID : 0.25	Level :	LOW

File ID/Qc Batch:	Dilution:	Prep Date	Date Analyzed	Prep Batch ID
VN067968.D	1		07/29/21 17:01	VN072921

CAS Number	Parameter	Conc.	Qualifier	MDL	LOQ / CRQL	Units

U = Not Detected
LOQ = Limit of Quantitation
MDL = Method Detection Limit
LOD = Limit of Detection
E = Value Exceeds Calibration Range
Q = indicates LCS control criteria did not meet requirements
M = MS/MSD acceptance criteria did not meet requirements

J = Estimated Value
B = Analyte Found in Associated Method Blank
N = Presumptive Evidence of a Compound
* = Values outside of QC limits
D = Dilution
() = Laboratory InHouse Limit
A = Aldol-Condensation Reaction Products

Report of Analysis

Client:	EA Engineering Science & Technology	Date Collected:	07/21/21
Project:	NYSDEC - National Heatset	Date Received:	07/22/21
Client Sample ID:	152140-DDC-1-PSMS	SDG No.:	M3147
Lab Sample ID:	M3147-11MS	Matrix:	Water
Analytical Method:	SW8260	% Moisture:	100
Sample Wt/Vol:	5 Units: mL	Final Vol:	5000 uL
Soil Aliquot Vol:	uL	Test:	VOC-TCLVOA-10
GC Column:	RXI-624 ID : 0.25	Level :	LOW

File ID/Qc Batch:	Dilution:	Prep Date	Date Analyzed	Prep Batch ID
VN067938.D	1		07/27/21 19:14	VN072721

CAS Number	Parameter	Conc.	Qualifier	MDL	LOQ / CRQL	Units
TARGETS						
75-71-8	Dichlorodifluoromethane	43.8		0.23	1.00	ug/L
74-87-3	Chloromethane	39.4		0.20	1.00	ug/L
75-01-4	Vinyl Chloride	44.6		0.19	1.00	ug/L
74-83-9	Bromomethane	64.2		0.87	5.00	ug/L
75-00-3	Chloroethane	52.5		0.35	1.00	ug/L
75-69-4	Trichlorofluoromethane	56.7		0.25	1.00	ug/L
76-13-1	1,1,2-Trichlorotrifluoroethane	52.8		0.21	1.00	ug/L
75-35-4	1,1-Dichloroethene	52.2		0.26	1.00	ug/L
67-64-1	Acetone	270		1.60	5.00	ug/L
75-15-0	Carbon Disulfide	44.8		0.25	1.00	ug/L
1634-04-4	Methyl tert-butyl Ether	53.5		0.22	1.00	ug/L
79-20-9	Methyl Acetate	53.9		0.47	1.00	ug/L
75-09-2	Methylene Chloride	54.6		0.18	1.00	ug/L
156-60-5	trans-1,2-Dichloroethene	52.9		0.19	1.00	ug/L
75-34-3	1,1-Dichloroethane	53.0		0.21	1.00	ug/L
110-82-7	Cyclohexane	43.3		1.30	5.00	ug/L
78-93-3	2-Butanone	280		0.90	5.00	ug/L
56-23-5	Carbon Tetrachloride	55.1		0.27	1.00	ug/L
156-59-2	cis-1,2-Dichloroethene	53.2		0.22	1.00	ug/L
74-97-5	Bromochloromethane	50.5		0.26	1.00	ug/L
67-66-3	Chloroform	54.3		0.27	1.00	ug/L
71-55-6	1,1,1-Trichloroethane	54.7		0.20	1.00	ug/L
108-87-2	Methylcyclohexane	47.8		0.14	1.00	ug/L
71-43-2	Benzene	53.1		0.18	1.00	ug/L
107-06-2	1,2-Dichloroethane	53.0		0.25	1.00	ug/L
79-01-6	Trichloroethene	52.8		0.17	1.00	ug/L
78-87-5	1,2-Dichloropropane	53.4		0.17	1.00	ug/L
75-27-4	Bromodichloromethane	54.7		0.20	1.00	ug/L
108-10-1	4-Methyl-2-Pentanone	280		0.87	5.00	ug/L
108-88-3	Toluene	53.5		0.22	1.00	ug/L
10061-02-6	t-1,3-Dichloropropene	48.5		0.18	1.00	ug/L
10061-01-5	cis-1,3-Dichloropropene	53.7		0.17	1.00	ug/L

Report of Analysis

Client:	EA Engineering Science & Technology	Date Collected:	07/21/21
Project:	NYSDEC - National Heatset	Date Received:	07/22/21
Client Sample ID:	152140-DDC-1-PSMS	SDG No.:	M3147
Lab Sample ID:	M3147-11MS	Matrix:	Water
Analytical Method:	SW8260	% Moisture:	100
Sample Wt/Vol:	5 Units: mL	Final Vol:	5000 uL
Soil Aliquot Vol:	uL	Test:	VOC-TCLVOA-10
GC Column:	RXI-624 ID : 0.25	Level :	LOW

File ID/Qc Batch:	Dilution:	Prep Date	Date Analyzed	Prep Batch ID
VN067938.D	1		07/27/21 19:14	VN072721

CAS Number	Parameter	Conc.	Qualifier	MDL	LOQ / CRQL	Units
79-00-5	1,1,2-Trichloroethane	57.0		0.24	1.00	ug/L
591-78-6	2-Hexanone	290		0.92	5.00	ug/L
124-48-1	Dibromochloromethane	47.8		0.18	1.00	ug/L
106-93-4	1,2-Dibromoethane	57.7		0.16	1.00	ug/L
127-18-4	Tetrachloroethene	54.2		0.17	1.00	ug/L
108-90-7	Chlorobenzene	52.4		0.17	1.00	ug/L
100-41-4	Ethyl Benzene	53.8		0.18	1.00	ug/L
179601-23-1	m/p-Xylenes	110		0.32	2.00	ug/L
95-47-6	o-Xylene	53.3		0.19	1.00	ug/L
100-42-5	Styrene	57.0		0.16	1.00	ug/L
75-25-2	Bromoform	46.2		0.19	1.00	ug/L
98-82-8	Isopropylbenzene	49.7		0.23	1.00	ug/L
79-34-5	1,1,2,2-Tetrachloroethane	53.1		0.29	1.00	ug/L
541-73-1	1,3-Dichlorobenzene	52.1		0.19	1.00	ug/L
106-46-7	1,4-Dichlorobenzene	49.6		0.20	1.00	ug/L
95-50-1	1,2-Dichlorobenzene	50.5		0.19	1.00	ug/L
96-12-8	1,2-Dibromo-3-Chloropropane	51.5		0.47	1.00	ug/L
120-82-1	1,2,4-Trichlorobenzene	39.9		0.30	1.00	ug/L
87-61-6	1,2,3-Trichlorobenzene	39.2		0.35	1.00	ug/L
SURROGATES						
17060-07-0	1,2-Dichloroethane-d4	53.0		78 - 117	106%	SPK: 50
1868-53-7	Dibromofluoromethane	55.5		75 - 124	111%	SPK: 50
2037-26-5	Toluene-d8	52.5		92 - 112	105%	SPK: 50
460-00-4	4-Bromofluorobenzene	54.3		83 - 123	109%	SPK: 50
INTERNAL STANDARDS						
363-72-4	Pentafluorobenzene	345000	8.086			
540-36-3	1,4-Difluorobenzene	632000	8.968			
3114-55-4	Chlorobenzene-d5	616000	11.747			
3855-82-1	1,4-Dichlorobenzene-d4	300000	13.675			

Report of Analysis

Client:	EA Engineering Science & Technology	Date Collected:	07/21/21
Project:	NYSDEC - National Heatset	Date Received:	07/22/21
Client Sample ID:	152140-DDC-1-PSMS	SDG No.:	M3147
Lab Sample ID:	M3147-11MS	Matrix:	Water
Analytical Method:	SW8260	% Moisture:	100
Sample Wt/Vol:	5 Units: mL	Final Vol:	5000 uL
Soil Aliquot Vol:	uL	Test:	VOC-TCLVOA-10
GC Column:	RXI-624 ID : 0.25	Level :	LOW

File ID/Qc Batch:	Dilution:	Prep Date	Date Analyzed	Prep Batch ID
VN067938.D	1		07/27/21 19:14	VN072721

CAS Number	Parameter	Conc.	Qualifier	MDL	LOQ / CRQL	Units

U = Not Detected
LOQ = Limit of Quantitation
MDL = Method Detection Limit
LOD = Limit of Detection
E = Value Exceeds Calibration Range
Q = indicates LCS control criteria did not meet requirements
M = MS/MSD acceptance criteria did not meet requirements

J = Estimated Value
B = Analyte Found in Associated Method Blank
N = Presumptive Evidence of a Compound
* = Values outside of QC limits
D = Dilution
() = Laboratory InHouse Limit
A = Aldol-Condensation Reaction Products

Report of Analysis

Client:	EA Engineering Science & Technology	Date Collected:	07/21/21
Project:	NYSDEC - National Heatset	Date Received:	07/22/21
Client Sample ID:	152140-DDC-1-PSMSD	SDG No.:	M3147
Lab Sample ID:	M3147-12MSD	Matrix:	Water
Analytical Method:	SW8260	% Moisture:	100
Sample Wt/Vol:	5 Units: mL	Final Vol:	5000 uL
Soil Aliquot Vol:	uL	Test:	VOC-TCLVOA-10
GC Column:	RXI-624 ID : 0.25	Level :	LOW

File ID/Qc Batch:	Dilution:	Prep Date	Date Analyzed	Prep Batch ID
VN067939.D	1		07/27/21 19:39	VN072721

CAS Number	Parameter	Conc.	Qualifier	MDL	LOQ / CRQL	Units
TARGETS						
75-71-8	Dichlorodifluoromethane	51.0		0.23	1.00	ug/L
74-87-3	Chloromethane	41.5		0.20	1.00	ug/L
75-01-4	Vinyl Chloride	45.4		0.19	1.00	ug/L
74-83-9	Bromomethane	57.8		0.87	5.00	ug/L
75-00-3	Chloroethane	48.5		0.35	1.00	ug/L
75-69-4	Trichlorofluoromethane	54.8		0.25	1.00	ug/L
76-13-1	1,1,2-Trichlorotrifluoroethane	54.0		0.21	1.00	ug/L
75-35-4	1,1-Dichloroethene	53.4		0.26	1.00	ug/L
67-64-1	Acetone	260		1.60	5.00	ug/L
75-15-0	Carbon Disulfide	45.8		0.25	1.00	ug/L
1634-04-4	Methyl tert-butyl Ether	53.3		0.22	1.00	ug/L
79-20-9	Methyl Acetate	52.6		0.47	1.00	ug/L
75-09-2	Methylene Chloride	55.9		0.18	1.00	ug/L
156-60-5	trans-1,2-Dichloroethene	53.3		0.19	1.00	ug/L
75-34-3	1,1-Dichloroethane	52.8		0.21	1.00	ug/L
110-82-7	Cyclohexane	42.9		1.30	5.00	ug/L
78-93-3	2-Butanone	270		0.90	5.00	ug/L
56-23-5	Carbon Tetrachloride	54.8		0.27	1.00	ug/L
156-59-2	cis-1,2-Dichloroethene	52.3		0.22	1.00	ug/L
74-97-5	Bromochloromethane	48.0		0.26	1.00	ug/L
67-66-3	Chloroform	52.5		0.27	1.00	ug/L
71-55-6	1,1,1-Trichloroethane	52.6		0.20	1.00	ug/L
108-87-2	Methylcyclohexane	48.9		0.14	1.00	ug/L
71-43-2	Benzene	52.0		0.18	1.00	ug/L
107-06-2	1,2-Dichloroethane	52.1		0.25	1.00	ug/L
79-01-6	Trichloroethene	51.8		0.17	1.00	ug/L
78-87-5	1,2-Dichloropropane	52.9		0.17	1.00	ug/L
75-27-4	Bromodichloromethane	54.3		0.20	1.00	ug/L
108-10-1	4-Methyl-2-Pentanone	280		0.87	5.00	ug/L
108-88-3	Toluene	54.3		0.22	1.00	ug/L
10061-02-6	t-1,3-Dichloropropene	48.7		0.18	1.00	ug/L
10061-01-5	cis-1,3-Dichloropropene	53.0		0.17	1.00	ug/L

Report of Analysis

Client:	EA Engineering Science & Technology	Date Collected:	07/21/21
Project:	NYSDEC - National Heatset	Date Received:	07/22/21
Client Sample ID:	152140-DDC-1-PSMSD	SDG No.:	M3147
Lab Sample ID:	M3147-12MSD	Matrix:	Water
Analytical Method:	SW8260	% Moisture:	100
Sample Wt/Vol:	5 Units: mL	Final Vol:	5000 uL
Soil Aliquot Vol:	uL	Test:	VOC-TCLVOA-10
GC Column:	RXI-624 ID : 0.25	Level :	LOW

File ID/Qc Batch:	Dilution:	Prep Date	Date Analyzed	Prep Batch ID
VN067939.D	1		07/27/21 19:39	VN072721

CAS Number	Parameter	Conc.	Qualifier	MDL	LOQ / CRQL	Units
79-00-5	1,1,2-Trichloroethane	56.1		0.24	1.00	ug/L
591-78-6	2-Hexanone	290		0.92	5.00	ug/L
124-48-1	Dibromochloromethane	48.4		0.18	1.00	ug/L
106-93-4	1,2-Dibromoethane	57.8		0.16	1.00	ug/L
127-18-4	Tetrachloroethene	52.0		0.17	1.00	ug/L
108-90-7	Chlorobenzene	52.9		0.17	1.00	ug/L
100-41-4	Ethyl Benzene	53.6		0.18	1.00	ug/L
179601-23-1	m/p-Xylenes	110		0.32	2.00	ug/L
95-47-6	o-Xylene	54.8		0.19	1.00	ug/L
100-42-5	Styrene	57.9		0.16	1.00	ug/L
75-25-2	Bromoform	47.6		0.19	1.00	ug/L
98-82-8	Isopropylbenzene	50.2		0.23	1.00	ug/L
79-34-5	1,1,2,2-Tetrachloroethane	53.3		0.29	1.00	ug/L
541-73-1	1,3-Dichlorobenzene	53.8		0.19	1.00	ug/L
106-46-7	1,4-Dichlorobenzene	51.5		0.20	1.00	ug/L
95-50-1	1,2-Dichlorobenzene	52.2		0.19	1.00	ug/L
96-12-8	1,2-Dibromo-3-Chloropropane	51.9		0.47	1.00	ug/L
120-82-1	1,2,4-Trichlorobenzene	41.0		0.30	1.00	ug/L
87-61-6	1,2,3-Trichlorobenzene	41.8		0.35	1.00	ug/L
SURROGATES						
17060-07-0	1,2-Dichloroethane-d4	50.9		78 - 117	102%	SPK: 50
1868-53-7	Dibromofluoromethane	54.6		75 - 124	109%	SPK: 50
2037-26-5	Toluene-d8	51.2		92 - 112	102%	SPK: 50
460-00-4	4-Bromofluorobenzene	54.7		83 - 123	109%	SPK: 50
INTERNAL STANDARDS						
363-72-4	Pentafluorobenzene	377000	8.088			
540-36-3	1,4-Difluorobenzene	676000	8.968			
3114-55-4	Chlorobenzene-d5	669000	11.747			
3855-82-1	1,4-Dichlorobenzene-d4	323000	13.678			

Report of Analysis

Client:	EA Engineering Science & Technology	Date Collected:	07/21/21
Project:	NYSDEC - National Heatset	Date Received:	07/22/21
Client Sample ID:	152140-DDC-1-PSMSD	SDG No.:	M3147
Lab Sample ID:	M3147-12MSD	Matrix:	Water
Analytical Method:	SW8260	% Moisture:	100
Sample Wt/Vol:	5 Units: mL	Final Vol:	5000 uL
Soil Aliquot Vol:	uL	Test:	VOC-TCLVOA-10
GC Column:	RXI-624 ID : 0.25	Level :	LOW

File ID/Qc Batch:	Dilution:	Prep Date	Date Analyzed	Prep Batch ID
VN067939.D	1		07/27/21 19:39	VN072721

CAS Number	Parameter	Conc.	Qualifier	MDL	LOQ / CRQL	Units

U = Not Detected
LOQ = Limit of Quantitation
MDL = Method Detection Limit
LOD = Limit of Detection
E = Value Exceeds Calibration Range
Q = indicates LCS control criteria did not meet requirements
M = MS/MSD acceptance criteria did not meet requirements

J = Estimated Value
B = Analyte Found in Associated Method Blank
N = Presumptive Evidence of a Compound
* = Values outside of QC limits
D = Dilution
() = Laboratory InHouse Limit
A = Aldol-Condensation Reaction Products

CALIBRATION SUMMARY

CHEMTECH 284 Sheffield Street, Mountainside, NJ 07092 Phone: 908 789 8900 Fax: 908 789 8922

VOLATILE ORGANICS INITIAL CALIBRATION DATA

Lab Name: CHEMTECH Contract: EAEN05

Lab Code: CHEM Case No.: M3147 SAS No.: M3147 SDG No.: M3147

Instrument ID: MSVOA_N Calibration Date(s): 07/07/2021 07/07/2021

Heated Purge: (Y/N) N Calibration Time(s): 12:54 15:45

GC Column: RXI-624 ID: 0.25 (mm)

LAB FILE ID: RRF001 = VN067631.D RRF005 = VN067632.D RRF010 = VN067633.D
RRF020 = VN067634.D RRF050 = VN067635.D RRF100 = VN067636.D

COMPOUND	RRF001	RRF005	RRF010	RRF020	RRF050	RRF100	$\overline{RRF}$	% RSD
Dichlorodifluoromethane	0.376	0.464	0.417	0.414	0.424	0.455	0.425	7.4
Chloromethane	0.770	0.728	0.700	0.659	0.611	0.571	0.673	11
Vinyl Chloride	1.092	1.192	1.055	0.991	0.943	0.823	1.016	12.6
Bromomethane		1.072	0.929	0.809	0.736	0.646	0.838	19.9
Chloroethane	0.811	0.899	0.817	0.740	0.691	0.559	0.753	15.8
Trichlorofluoromethane	2.128	2.252	1.980	1.810	1.685	1.454	1.885	15.6
1,1,2-Trichlorotrifluoroethane	0.468	0.530	0.471	0.441	0.441	0.430	0.463	7.8
1,1-Dichloroethene	0.427	0.502	0.463	0.425	0.428	0.423	0.445	7.2
Acetone	0.265	0.257	0.260	0.219	0.215	0.211	0.238	10.7
Carbon Disulfide	1.221	1.363	1.194	1.152	1.216	1.243	1.232	5.8
Methyl tert-butyl Ether	1.703	1.962	1.871	1.766	1.885	1.868	1.842	5
Methyl Acetate	0.811	0.735	0.626	0.611	0.624	0.600	0.668	12.8
Methylene Chloride	0.849	0.674	0.589	0.555	0.556	0.551	0.629	18.6
trans-1,2-Dichloroethene	0.474	0.565	0.522	0.507	0.535	0.551	0.526	6.2
1,1-Dichloroethane	0.996	1.126	1.046	1.001	1.037	0.997	1.034	4.8
Cyclohexane		1.312	1.080	0.995	0.991	0.920	1.060	14.4
2-Butanone	0.380	0.408	0.403	0.388	0.401	0.389	0.395	2.7
Carbon Tetrachloride	0.395	0.470	0.432	0.431	0.499	0.523	0.458	10.5
cis-1,2-Dichloroethene	0.601	0.705	0.655	0.639	0.679	0.668	0.658	5.4
Bromochloromethane	0.506	0.574	0.524	0.474	0.481	0.468	0.504	7.9
Chloroform	1.107	1.245	1.170	1.129	1.187	1.130	1.161	4.3
1,1,1-Trichloroethane	0.905	1.051	1.010	0.993	1.064	1.019	1.007	5.6
Methylcyclohexane	0.453	0.544	0.494	0.480	0.534	0.546	0.508	7.6
Benzene	1.247	1.478	1.360	1.328	1.450	1.479	1.390	6.8
1,2-Dichloroethane	0.463	0.574	0.527	0.497	0.526	0.511	0.516	7.1
Trichloroethene	0.335	0.372	0.339	0.327	0.363	0.381	0.353	6.2
1,2-Dichloropropane	0.316	0.375	0.344	0.340	0.367	0.369	0.352	6.4
Bromodichloromethane	0.424	0.503	0.477	0.470	0.521	0.535	0.488	8.2
4-Methyl-2-Pentanone	0.410	0.506	0.490	0.474	0.517	0.520	0.486	8.5
Toluene	0.763	0.935	0.893	0.878	1.002	0.994	0.911	9.7
t-1,3-Dichloropropene	0.368	0.498	0.480	0.488	0.576	0.596	0.501	16.2
cis-1,3-Dichloropropene	0.441	0.535	0.539	0.518	0.599	0.626	0.543	12
1,1,2-Trichloroethane	0.286	0.359	0.338	0.340	0.385	0.386	0.349	10.7

* Compounds with required minimum RRF and maximum %RSD values.
All other compounds must meet a minimum RRF of 0.010.
RRF of 1,4-Dioxane = Value should be divide by 1000.

CHEMTECH 284 Sheffield Street, Mountainside, NJ 07092 Phone: 908 789 8900 Fax: 908 789 8922

VOLATILE ORGANICS INITIAL CALIBRATION DATA

Lab Name: CHEMTECH Contract: EAEN05

Lab Code: CHEM Case No.: M3147 SAS No.: M3147 SDG No.: M3147

Instrument ID: MSVOA_N Calibration Date(s): 07/07/2021 07/07/2021

Heated Purge: (Y/N) N Calibration Time(s): 12:54 15:45

GC Column: RXI-624 ID: 0.25 (mm)

LAB FILE ID: RRF001 = VN067631.D RRF005 = VN067632.D RRF010 = VN067633.D
RRF020 = VN067634.D RRF050 = VN067635.D RRF100 = VN067636.D

COMPOUND	RRF001	RRF005	RRF010	RRF020	RRF050	RRF100	$\overline{RRF}$	% RSD
2-Hexanone	0.282	0.341	0.336	0.334	0.372	0.372	0.339	9.8
Dibromochloromethane	0.266	0.338	0.321	0.337	0.421	0.443	0.354	18.6
1,2-Dibromoethane	0.270	0.365	0.343	0.346	0.403	0.411	0.356	14.4
Tetrachloroethene	0.328	0.384	0.346	0.325	0.352	0.383	0.353	7.3
Chlorobenzene	0.935	1.062	1.020	0.967	1.084	1.094	1.027	6.3
Ethyl Benzene	1.639	1.956	1.844	1.794	2.007	1.977	1.869	7.5
m/p-Xylenes	0.609	0.725	0.689	0.676	0.782	0.762	0.707	8.9
o-Xylene	0.592	0.702	0.682	0.672	0.762	0.761	0.695	9.2
Styrene	0.844	1.105	1.079	1.072	1.289	1.283	1.112	14.8
Bromoform	0.166	0.205	0.217	0.227	0.314	0.335	0.244	27.1
Isopropylbenzene	3.961	4.461	4.099	3.894	3.817	3.974	4.034	5.7
1,1,2,2-Tetrachloroethane	1.118	1.296	1.212	1.131	1.113	1.155	1.171	6.1
1,3-Dichlorobenzene	1.543	1.702	1.625	1.564	1.722	1.783	1.656	5.7
1,4-Dichlorobenzene	1.729	1.783	1.644	1.571	1.698	1.751	1.696	4.6
1,2-Dichlorobenzene	1.443	1.711	1.545	1.527	1.671	1.697	1.599	6.8
1,2-Dibromo-3-Chloropropane	0.179	0.198	0.211	0.207	0.204	0.221	0.203	6.9
1,2,4-Trichlorobenzene	0.544	0.649	0.621	0.664	0.779	0.873	0.688	17.2
1,2,3-Trichlorobenzene	0.528	0.627	0.620	0.632	0.744	0.837	0.665	16.4
1,2-Dichloroethane-d4		0.819	0.796	0.755	0.714	0.694	0.756	7
Dibromofluoromethane		0.314	0.294	0.276	0.299	0.328	0.302	6.6
Toluene-d8		1.303	1.216	1.176	1.282	1.345	1.264	5.4
4-Bromofluorobenzene		0.443	0.411	0.411	0.477	0.491	0.447	8.2

* Compounds with required minimum RRF and maximum %RSD values.
All other compounds must meet a minimum RRF of 0.010.
RRF of 1,4-Dioxane = Value should be divide by 1000.

CHEMTECH 284 Sheffield Street, Mountainside, NJ 07092 Phone: 908 789 8900 Fax: 908 789 8922

VOLATILE ORGANICS INITIAL CALIBRATION DATA

Lab Name: CHEMTECH Contract: EAEN05

Lab Code: CHEM Case No.: M3147 SAS No.: M3147 SDG No.: M3147

Instrument ID: MSVOA_N Calibration Date(s): 07/29/2021 07/29/2021

Heated Purge: (Y/N) N Calibration Time(s): 10:06 14:30

GC Column: RXI-624 ID: 0.25 (mm)

LAB FILE ID: RRF005 = VN067957.D RRF020 = VN067958.D RRF050 = VN067959.D
RRF100 = VN067960.D RRF010 = VN067964.D RRF001 = VN067965.D

COMPOUND	RRF005	RRF020	RRF050	RRF100	RRF010	RRF001	$\overline{RRF}$	% RSD
Dichlorodifluoromethane	0.575	0.492	0.528	0.540	0.482	0.458	0.512	8.4
Chloromethane	0.730	0.616	0.637	0.616	0.568	0.651	0.636	8.5
Vinyl Chloride	1.177	0.974	1.020	0.987	0.909	0.892	0.993	10.3
Bromomethane	1.108	0.814	0.794	0.846	0.862		0.885	14.4
Chloroethane	0.984	0.749	0.768	0.695	0.712	0.711	0.770	14.1
Trichlorofluoromethane	2.204	1.732	1.783	1.654	1.695	1.727	1.799	11.3
1,1,2-Trichlorotrifluoroethane	0.603	0.491	0.516	0.509	0.489	0.504	0.519	8.2
1,1-Dichloroethene	0.567	0.457	0.489	0.489	0.442	0.401	0.474	11.8
Acetone	0.309	0.233	0.232	0.228	0.263	0.286	0.258	13
Carbon Disulfide	1.488	1.250	1.386	1.445	1.219	1.462	1.375	8.3
Methyl tert-butyl Ether	2.026	1.707	1.909	1.911	1.645	1.481	1.780	11.4
Methyl Acetate	0.849	0.589	0.622	0.621	0.560	0.754	0.666	16.8
Methylene Chloride	0.712	0.559	0.607	0.594	0.594	0.913	0.663	20
trans-1,2-Dichloroethene	0.636	0.519	0.570	0.580	0.505	0.499	0.551	9.7
1,1-Dichloroethane	1.229	0.992	1.074	1.055	0.961	0.893	1.034	11.2
Cyclohexane	1.304	0.928	1.001	1.002	0.986		1.044	14.2
2-Butanone	0.435	0.353	0.392	0.397	0.347	0.324	0.375	10.9
Carbon Tetrachloride	0.492	0.432	0.509	0.532	0.412	0.352	0.455	15
cis-1,2-Dichloroethene	0.742	0.615	0.691	0.697	0.600	0.587	0.656	9.6
Bromochloromethane	0.548	0.489	0.503	0.521	0.463	0.433	0.493	8.3
Chloroform	1.337	1.087	1.192	1.176	1.062	1.014	1.145	10.2
1,1,1-Trichloroethane	1.121	0.962	1.067	1.067	0.918	0.798	0.989	12.1
Methylcyclohexane	0.530	0.458	0.552	0.580	0.464	0.416	0.500	12.7
Benzene	1.496	1.296	1.471	1.527	1.250	1.176	1.369	10.7
1,2-Dichloroethane	0.586	0.485	0.527	0.529	0.463	0.445	0.506	10.2
Trichloroethene	0.381	0.318	0.371	0.386	0.321	0.300	0.346	10.8
1,2-Dichloropropane	0.376	0.320	0.366	0.374	0.315	0.295	0.341	10.3
Bromodichloromethane	0.503	0.454	0.526	0.550	0.423	0.364	0.470	14.8
4-Methyl-2-Pentanone	0.479	0.415	0.497	0.553	0.393	0.347	0.447	17
Toluene	0.906	0.837	0.994	1.077	0.798	0.727	0.890	14.5
t-1,3-Dichloropropene	0.485	0.453	0.564	0.627	0.429	0.369	0.488	19.2
cis-1,3-Dichloropropene	0.558	0.491	0.593	0.643	0.459	0.388	0.522	18
1,1,2-Trichloroethane	0.384	0.315	0.371	0.399	0.309	0.291	0.345	13

* Compounds with required minimum RRF and maximum %RSD values.
All other compounds must meet a minimum RRF of 0.010.
RRF of 1,4-Dioxane = Value should be divide by 1000.

CHEMTECH 284 Sheffield Street, Mountainside, NJ 07092 Phone: 908 789 8900 Fax: 908 789 8922

VOLATILE ORGANICS INITIAL CALIBRATION DATA

Lab Name: CHEMTECH Contract: EAEN05

Lab Code: CHEM Case No.: M3147 SAS No.: M3147 SDG No.: M3147

Instrument ID: MSVOA_N Calibration Date(s): 07/29/2021 07/29/2021

Heated Purge: (Y/N) N Calibration Time(s): 10:06 14:30

GC Column: RXI-624 ID: 0.25 (mm)

LAB FILE ID: RRF005 = VN067957.D RRF020 = VN067958.D RRF050 = VN067959.D
RRF100 = VN067960.D RRF010 = VN067964.D RRF001 = VN067965.D

COMPOUND	RRF005	RRF020	RRF050	RRF100	RRF010	RRF001	$\overline{RRF}$	% RSD
2-Hexanone	0.337	0.290	0.353	0.395	0.274	0.278	0.321	15.2
Dibromochloromethane	0.344	0.313	0.396	0.457	0.290	0.258	0.343	21.3
1,2-Dibromoethane	0.382	0.323	0.393	0.424	0.301	0.301	0.354	14.9
Tetrachloroethene	0.394	0.348	0.376	0.369	0.350	0.312	0.358	8
Chlorobenzene	1.084	0.947	1.063	1.140	0.933	0.934	1.017	8.9
Ethyl Benzene	1.873	1.718	1.994	2.096	1.669	1.516	1.811	12
m/p-Xylenes	0.684	0.648	0.771	0.816	0.624	0.527	0.678	15.4
o-Xylene	0.680	0.629	0.749	0.802	0.599	0.535	0.666	14.8
Styrene	1.036	1.021	1.256	1.370	0.967	0.795	1.074	19.3
Bromoform	0.222	0.220	0.284	0.344	0.196	0.139	0.234	30.5
Isopropylbenzene	4.662	3.858	3.926	4.275	3.880	3.875	4.079	8
1,1,2,2-Tetrachloroethane	1.514	1.205	1.143	1.190	1.161	1.183	1.233	11.3
1,3-Dichlorobenzene	1.872	1.552	1.719	1.845	1.561	1.775	1.720	8
1,4-Dichlorobenzene	1.777	1.524	1.661	1.781	1.542	1.908	1.699	8.9
1,2-Dichlorobenzene	1.729	1.484	1.613	1.695	1.460	1.739	1.620	7.6
1,2-Dibromo-3-Chloropropane	0.224	0.186	0.193	0.205	0.179	0.194	0.197	8.1
1,2,4-Trichlorobenzene	0.627	0.560	0.662	0.764	0.590	0.977	0.697	22.2
1,2,3-Trichlorobenzene	0.571	0.537	0.621	0.723	0.587	1.038	0.679	27.5
1,2-Dichloroethane-d4	0.842	0.678	0.707	0.729	0.582		0.708	13.3
Dibromofluoromethane	0.324	0.266	0.298	0.329	0.241		0.291	13
Toluene-d8	1.223	1.072	1.224	1.433	0.945		1.179	15.6
4-Bromofluorobenzene	0.407	0.357	0.438	0.534	0.306		0.409	21.1

* Compounds with required minimum RRF and maximum %RSD values.
All other compounds must meet a minimum RRF of 0.010.
RRF of 1,4-Dioxane = Value should be divide by 1000.

CHEMTECH 284 Sheffield Street, Mountainside, NJ 07092 Phone: 908 789 8900 Fax: 908 789 8922

VOLATILE CONTINUING CALIBRATION CHECK

Lab Name: CHEMTECH Contract: EAEN05

Lab Code: CHEM Case No.: M3147 SAS No.: M3147 SDG No.: M3147

Instrument ID: MSVOA_N Calibration Date/Time: 07/23/2021 09:50

Lab File ID: VN067871.D Init. Calib. Date(s): 07/07/2021 07/07/2021

Heated Purge: (Y/N) N Init. Calib. Time(s): 12:54 15:45

GC Column: RXI-624 ID: 0.25 (mm)

COMPOUND	RRF	RRF050	MIN RRF	%D	MAX%D
Dichlorodifluoromethane	0.425	0.457		7.53	20
Chloromethane	0.673	0.560	0.1	-16.79	20
Vinyl Chloride	1.016	0.880		-13.39	20
Bromomethane	0.838	0.698		-16.71	20
Chloroethane	0.753	0.695		-7.7	20
Trichlorofluoromethane	1.885	1.701		-9.76	20
1,1,2-Trichlorotrifluoroethane	0.463	0.533		15.12	20
1,1-Dichloroethene	0.445	0.471		5.84	20
Acetone	0.238	0.274		15.13	20
Carbon Disulfide	1.232	1.206		-2.11	20
Methyl tert-butyl Ether	1.842	1.978		7.38	20
Methyl Acetate	0.668	0.688		2.99	20
Methylene Chloride	0.629	0.610		-3.02	20
trans-1,2-Dichloroethene	0.526	0.566		7.61	20
1,1-Dichloroethane	1.034	1.082	0.1	4.64	20
Cyclohexane	1.060	0.948		-10.57	20
2-Butanone	0.395	0.408		3.29	20
Carbon Tetrachloride	0.458	0.509		11.14	20
cis-1,2-Dichloroethene	0.658	0.706		7.3	20
Bromochloromethane	0.504	0.476		-5.56	20
Chloroform	1.161	1.220		5.08	20
1,1,1-Trichloroethane	1.007	1.058		5.07	20
Methylcyclohexane	0.508	0.537		5.71	20
Benzene	1.390	1.484		6.76	20
1,2-Dichloroethane	0.516	0.558		8.14	20
Trichloroethene	0.353	0.388		9.91	20
1,2-Dichloropropane	0.352	0.375		6.53	20
Bromodichloromethane	0.488	0.548		12.3	20
4-Methyl-2-Pentanone	0.486	0.513		5.56	20
Toluene	0.911	1.005		10.32	20
t-1,3-Dichloropropene	0.501	0.596		18.96	20
cis-1,3-Dichloropropene	0.543	0.621		14.36	20
1,1,2-Trichloroethane	0.349	0.395		13.18	20
2-Hexanone	0.339	0.369		8.85	20
Dibromochloromethane	0.354	0.430		21.47	20
1,2-Dibromoethane	0.356	0.403		13.2	20
Tetrachloroethene	0.353	0.390		10.48	20
Chlorobenzene	1.027	1.126	0.3	9.64	20
Ethyl Benzene	1.869	2.056		10.01	20

All other compounds must meet a minimum RRF of 0.010.
RRF of 1,4-Dioxane = Value should be divide by 1000.

CHEMTECH 284 Sheffield Street, Mountainside, NJ 07092 Phone: 908 789 8900 Fax: 908 789 8922

VOLATILE CONTINUING CALIBRATION CHECK

Lab Name: CHEMTECH Contract: EAEN05

Lab Code: CHEM Case No.: M3147 SAS No.: M3147 SDG No.: M3147

Instrument ID: MSVOA_N Calibration Date/Time: 07/23/2021 09:50

Lab File ID: VN067871.D Init. Calib. Date(s): 07/07/2021 07/07/2021

Heated Purge: (Y/N) N Init. Calib. Time(s): 12:54 15:45

GC Column: RXI-624 ID: 0.25 (mm)

COMPOUND	RRF	RRF050	MIN RRF	%D	MAX%D
m/p-Xylenes	0.707	0.802		13.44	20
o-Xylene	0.695	0.790		13.67	20
Styrene	1.112	1.333		19.87	20
Bromoform	0.244	0.302	0.1	23.77	20
Isopropylbenzene	4.034	4.020		-0.35	20
1,1,2,2-Tetrachloroethane	1.171	1.136	0.3	-2.99	20
1,3-Dichlorobenzene	1.656	1.802		8.82	20
1,4-Dichlorobenzene	1.696	1.747		3.01	20
1,2-Dichlorobenzene	1.599	1.668		4.32	20
1,2-Dibromo-3-Chloropropane	0.203	0.189		-6.9	20
1,2,4-Trichlorobenzene	0.688	0.709		3.05	20
1,2,3-Trichlorobenzene	0.665	0.672		1.05	20
1,2-Dichloroethane-d4	0.756	0.768		1.59	20
Dibromofluoromethane	0.302	0.326		7.95	20
Toluene-d8	1.264	1.313		3.88	20
4-Bromofluorobenzene	0.447	0.488		9.17	20

All other compounds must meet a minimum RRF of 0.010.
RRF of 1,4-Dioxane = Value should be divide by 1000.

CHEMTECH 284 Sheffield Street, Mountainside, NJ 07092 Phone: 908 789 8900 Fax: 908 789 8922

VOLATILE CONTINUING CALIBRATION CHECK

Lab Name: CHEMTECH Contract: EAEN05

Lab Code: CHEM Case No.: M3147 SAS No.: M3147 SDG No.: M3147

Instrument ID: MSVOA_N Calibration Date/Time: 07/26/2021 09:52

Lab File ID: VN067895.D Init. Calib. Date(s): 07/07/2021 07/07/2021

Heated Purge: (Y/N) N Init. Calib. Time(s): 12:54 15:45

GC Column: RXI-624 ID: 0.25 (mm)

COMPOUND	RRF	RRF050	MIN RRF	%D	MAX%D
Dichlorodifluoromethane	0.425	0.445		4.71	20
Chloromethane	0.673	0.551	0.1	-18.13	20
Vinyl Chloride	1.016	0.885		-12.89	20
Bromomethane	0.838	0.729		-13.01	20
Chloroethane	0.753	0.674		-10.49	20
Trichlorofluoromethane	1.885	1.625		-13.79	20
1,1,2-Trichlorotrifluoroethane	0.463	0.513		10.8	20
1,1-Dichloroethene	0.445	0.458		2.92	20
Acetone	0.238	0.270		13.44	20
Carbon Disulfide	1.232	1.151		-6.57	20
Methyl tert-butyl Ether	1.842	1.942		5.43	20
Methyl Acetate	0.668	0.723		8.23	20
Methylene Chloride	0.629	0.597		-5.09	20
trans-1,2-Dichloroethene	0.526	0.530		0.76	20
1,1-Dichloroethane	1.034	1.040	0.1	0.58	20
Cyclohexane	1.060	0.909		-14.24	20
2-Butanone	0.395	0.417		5.57	20
Carbon Tetrachloride	0.458	0.494		7.86	20
cis-1,2-Dichloroethene	0.658	0.665		1.06	20
Bromochloromethane	0.504	0.477		-5.36	20
Chloroform	1.161	1.168		0.6	20
1,1,1-Trichloroethane	1.007	1.025		1.79	20
Methylcyclohexane	0.508	0.515		1.38	20
Benzene	1.390	1.431		2.95	20
1,2-Dichloroethane	0.516	0.539		4.46	20
Trichloroethene	0.353	0.359		1.7	20
1,2-Dichloropropane	0.352	0.369		4.83	20
Bromodichloromethane	0.488	0.536		9.84	20
4-Methyl-2-Pentanone	0.486	0.536		10.29	20
Toluene	0.911	0.990		8.67	20
t-1,3-Dichloropropene	0.501	0.589		17.57	20
cis-1,3-Dichloropropene	0.543	0.603		11.05	20
1,1,2-Trichloroethane	0.349	0.389		11.46	20
2-Hexanone	0.339	0.384		13.27	20
Dibromochloromethane	0.354	0.423		19.49	20
1,2-Dibromoethane	0.356	0.404		13.48	20
Tetrachloroethene	0.353	0.348		-1.42	20
Chlorobenzene	1.027	1.092	0.3	6.33	20
Ethyl Benzene	1.869	2.016		7.86	20

All other compounds must meet a minimum RRF of 0.010.
RRF of 1,4-Dioxane = Value should be divide by 1000.

CHEMTECH 284 Sheffield Street, Mountainside, NJ 07092 Phone: 908 789 8900 Fax: 908 789 8922

VOLATILE CONTINUING CALIBRATION CHECK

Lab Name: CHEMTECH Contract: EAEN05

Lab Code: CHEM Case No.: M3147 SAS No.: M3147 SDG No.: M3147

Instrument ID: MSVOA_N Calibration Date/Time: 07/26/2021 09:52

Lab File ID: VN067895.D Init. Calib. Date(s): 07/07/2021 07/07/2021

Heated Purge: (Y/N) N Init. Calib. Time(s): 12:54 15:45

GC Column: RXI-624 ID: 0.25 (mm)

COMPOUND	RRF	RRF050	MIN RRF	%D	MAX%D
m/p-Xylenes	0.707	0.785		11.03	20
o-Xylene	0.695	0.760		9.35	20
Styrene	1.112	1.303		17.18	20
Bromoform	0.244	0.314	0.1	28.69	20
Isopropylbenzene	4.034	3.957		-1.91	20
1,1,2,2-Tetrachloroethane	1.171	1.204	0.3	2.82	20
1,3-Dichlorobenzene	1.656	1.766		6.64	20
1,4-Dichlorobenzene	1.696	1.745		2.89	20
1,2-Dichlorobenzene	1.599	1.646		2.94	20
1,2-Dibromo-3-Chloropropane	0.203	0.203		0	20
1,2,4-Trichlorobenzene	0.688	0.731		6.25	20
1,2,3-Trichlorobenzene	0.665	0.683		2.71	20
1,2-Dichloroethane-d4	0.756	0.691		-8.6	20
Dibromofluoromethane	0.302	0.298		-1.33	20
Toluene-d8	1.264	1.215		-3.88	20
4-Bromofluorobenzene	0.447	0.453		1.34	20

All other compounds must meet a minimum RRF of 0.010.
RRF of 1,4-Dioxane = Value should be divide by 1000.

CHEMTECH 284 Sheffield Street, Mountainside, NJ 07092 Phone: 908 789 8900 Fax: 908 789 8922

VOLATILE CONTINUING CALIBRATION CHECK

Lab Name: CHEMTECH Contract: EAEN05

Lab Code: CHEM Case No.: M3147 SAS No.: M3147 SDG No.: M3147

Instrument ID: MSVOA_N Calibration Date/Time: 07/27/2021 11:48

Lab File ID: VN067921.D Init. Calib. Date(s): 07/07/2021 07/07/2021

Heated Purge: (Y/N) N Init. Calib. Time(s): 12:54 15:45

GC Column: RXI-624 ID: 0.25 (mm)

COMPOUND	RRF	RRF050	MIN RRF	%D	MAX%D
Dichlorodifluoromethane	0.425	0.441		3.77	20
Chloromethane	0.673	0.550	0.1	-18.28	20
Vinyl Chloride	1.016	0.889		-12.5	20
Bromomethane	0.838	0.794		-5.25	20
Chloroethane	0.753	0.707		-6.11	20
Trichlorofluoromethane	1.885	1.670		-11.41	20
1,1,2-Trichlorotrifluoroethane	0.463	0.518		11.88	20
1,1-Dichloroethene	0.445	0.463		4.05	20
Acetone	0.238	0.270		13.44	20
Carbon Disulfide	1.232	1.125		-8.69	20
Methyl tert-butyl Ether	1.842	1.956		6.19	20
Methyl Acetate	0.668	0.725		8.53	20
Methylene Chloride	0.629	0.598		-4.93	20
trans-1,2-Dichloroethene	0.526	0.546		3.8	20
1,1-Dichloroethane	1.034	1.063	0.1	2.81	20
Cyclohexane	1.060	0.904		-14.72	20
2-Butanone	0.395	0.424		7.34	20
Carbon Tetrachloride	0.458	0.498		8.73	20
cis-1,2-Dichloroethene	0.658	0.675		2.58	20
Bromochloromethane	0.504	0.488		-3.17	20
Chloroform	1.161	1.191		2.58	20
1,1,1-Trichloroethane	1.007	1.021		1.39	20
Methylcyclohexane	0.508	0.514		1.18	20
Benzene	1.390	1.468		5.61	20
1,2-Dichloroethane	0.516	0.555		7.56	20
Trichloroethene	0.353	0.372		5.38	20
1,2-Dichloropropane	0.352	0.375		6.53	20
Bromodichloromethane	0.488	0.550		12.7	20
4-Methyl-2-Pentanone	0.486	0.550		13.17	20
Toluene	0.911	0.990		8.67	20
t-1,3-Dichloropropene	0.501	0.601		19.96	20
cis-1,3-Dichloropropene	0.543	0.610		12.34	20
1,1,2-Trichloroethane	0.349	0.399		14.33	20
2-Hexanone	0.339	0.397		17.11	20
Dibromochloromethane	0.354	0.424		19.77	20
1,2-Dibromoethane	0.356	0.407		14.33	20
Tetrachloroethene	0.353	0.367		3.97	20
Chlorobenzene	1.027	1.099	0.3	7.01	20
Ethyl Benzene	1.869	2.029		8.56	20

All other compounds must meet a minimum RRF of 0.010.
RRF of 1,4-Dioxane = Value should be divide by 1000.

CHEMTECH 284 Sheffield Street, Mountainside, NJ 07092 Phone: 908 789 8900 Fax: 908 789 8922

VOLATILE CONTINUING CALIBRATION CHECK

Lab Name: CHEMTECH Contract: EAEN05

Lab Code: CHEM Case No.: M3147 SAS No.: M3147 SDG No.: M3147

Instrument ID: MSVOA_N Calibration Date/Time: 07/27/2021 11:48

Lab File ID: VN067921.D Init. Calib. Date(s): 07/07/2021 07/07/2021

Heated Purge: (Y/N) N Init. Calib. Time(s): 12:54 15:45

GC Column: RXI-624 ID: 0.25 (mm)

COMPOUND	RRF	RRF050	MIN RRF	%D	MAX%D
m/p-Xylenes	0.707	0.786		11.17	20
o-Xylene	0.695	0.764		9.93	20
Styrene	1.112	1.330		19.6	20
Bromoform	0.244	0.302	0.1	23.77	20
Isopropylbenzene	4.034	3.941		-2.31	20
1,1,2,2-Tetrachloroethane	1.171	1.203	0.3	2.73	20
1,3-Dichlorobenzene	1.656	1.779		7.43	20
1,4-Dichlorobenzene	1.696	1.737		2.42	20
1,2-Dichlorobenzene	1.599	1.660		3.82	20
1,2-Dibromo-3-Chloropropane	0.203	0.207		1.97	20
1,2,4-Trichlorobenzene	0.688	0.713		3.63	20
1,2,3-Trichlorobenzene	0.665	0.682		2.56	20
1,2-Dichloroethane-d4	0.756	0.736		-2.65	20
Dibromofluoromethane	0.302	0.318		5.3	20
Toluene-d8	1.264	1.288		1.9	20
4-Bromofluorobenzene	0.447	0.480		7.38	20

All other compounds must meet a minimum RRF of 0.010.
RRF of 1,4-Dioxane = Value should be divide by 1000.

SHIPPING DOCUMENTS

CHEMTECH
CHAIN OF CUSTODY RECORD

284 Sheffield Street, Mountainside, NJ 07092
(908) 789-8900 • Fax (908) 789-8922
www.chemtech.net

CHEMTECH PROJECT NO.
QUOTE NO. M3145
COC Number 2032588

6
6.1

CLIENT INFORMATION

REPORT TO BE SENT TO:
COMPANY: EA Engineering
ADDRESS: 269 W. Jefferson St.
CITY Syracuse STATE NY ZIP: 13202
ATTENTION: Megan Miller
PHONE: 716 680 2618 FAX:

CLIENT PROJECT INFORMATION

PROJECT NAME: National Headset
PROJECT NO.: 1602518 LOCATION: Farmingdale, NY
PROJECT MANAGER: Megan Miller
e-mail: mmiller@eaest.com
PHONE: 716 680 2618 FAX:

CLIENT BILLING INFORMATION

BILL TO: PO#:
ADDRESS:
CITY STATE: ZIP:
ATTENTION: PHONE:

DATA TURNAROUND INFORMATION

FAX (RUSH) _____ DAYS*
HARDCOPY (DATA PACKAGE): Standard DAYS*
EDD: _____ DAYS*
*TO BE APPROVED BY CHEMTECH
STANDARD HARDCOPY TURNAROUND TIME IS 10 BUSINESS DAYS

DATA DELIVERABLE INFORMATION

❑ Level 1 (Results Only) ❑ Level 4 (QC + Full Raw Data)
❑ Level 2 (Results + QC) ❑ NJ Reduced ❑ US EPA CLP
❑ Level 3 (Results + QC + Raw Data) ❑ NYS ASP A ☒ NYS ASP B ❑ Other _____
☒ EDD FORMAT NYSDEC Equis

ANALYSIS

1 VOC-TCL VOA-10 2 3 4 5 6 7 8 9

CHEMTECH SAMPLE ID	PROJECT SAMPLE IDENTIFICATION	SAMPLE MATRIX	SAMPLE TYPE COMP	SAMPLE TYPE GRAB	SAMPLE COLLECTION DATE	SAMPLE COLLECTION TIME	# OF BOTTLES	PRESERVATIVES 1 (HCl)	2	3	4	5	6	7	8	9	COMMENTS
1.	152140 - DDC-5-PS	GW		X	7/19/21	1645	2	X									
2.	" - DDC-6-PD			X		1708		X									
3.	" - DDC-5-PD			X		1730		X									
4.	" - RB-71921			X		1700		X									
5.	" - DDC-7-PS			X	7/20/21	1331		X									
6.	" - MW-15 (offsite)			X		1631	6	X									MS/MSD
7.	" - DDC-8-PD			X		1431	2	X									
8.	" - MW-25 (offsite)			X		1554		X									
9.	" - MW-35 (offsite)			X		0822		X									
10.	" - MW-20 (offsite)			X		1549		X									

Specify Preservatives: A-HCl B-HN03 C-H2SO4 D-NaOH E-ICE F-OTHER

SAMPLE CUSTODY MUST BE DOCUMENTED BELOW EACH TIME SAMPLES CHANGE POSSESSION INCLUDING COURIER DELIVERY

RELINQUISHED BY SAMPLER:	DATE/TIME:	RECEIVED BY:
1.	7/22/21 1030	1.
2.	7-22-21 12:17	2.
3.		3.

Conditions of bottles or coolers at receipt: ❑ COMPLIANT ❑ NON COMPLIANT ❑ COOLER TEMP 3.1-C °C
Comments:

Page ____ of ____

CLIENT: ❑ Hand Delivered ❑ Other _____
CHEMTECH: ❑ Picked Up ❑ Field Sampling

Shipment Complete ❑ YES ❑ NO

CHEMTECH
CHAIN OF CUSTODY RECORD

284 Sheffield Street, Mountainside, NJ 07092
(908) 789-8900 • Fax (908) 789-8922
www.chemtech.net

CHEMTECH PROJECT NO.
QUOTE NO. M3145
COC Number 2032590

6
6.1

CLIENT INFORMATION (REPORT TO BE SENT TO:)
COMPANY:
ADDRESS:
CITY STATE: See ZIP:
ATTENTION:
PHONE: FAX:

CLIENT PROJECT INFORMATION
PROJECT NAME: #
PROJECT NO.: Page LOCATION:
PROJECT MANAGER:
e-mail:
PHONE: FAX:

CLIENT BILLING INFORMATION
BILL TO: PO#:
ADDRESS:
CITY STATE: ZIP:
ATTENTION: PHONE:

DATA TURNAROUND INFORMATION
FAX (RUSH) _____ DAYS*
HARDCOPY (DATA PACKAGE): Standard DAYS*
EDD: _____ DAYS*
*TO BE APPROVED BY CHEMTECH
STANDARD HARDCOPY TURNAROUND TIME IS 10 BUSINESS DAYS

DATA DELIVERABLE INFORMATION
❑ Level 1 (Results Only) ❑ Level 4 (QC + Full Raw Data)
❑ Level 2 (Results + QC) ❑ NJ Reduced ❑ US EPA CLP
❑ Level 3 (Results + QC + Raw Data) ❑ NYS ASP A ☒ NYS ASP B ❑ Other _____
❑ EDD FORMAT NYSDEC Equis

ANALYSIS
1 VOC-TCL VOA - 10
2 3 4 5 6 7 8 9

CHEMTECH SAMPLE ID	PROJECT SAMPLE IDENTIFICATION	SAMPLE MATRIX	SAMPLE TYPE COMP	SAMPLE TYPE GRAB	SAMPLE COLLECTION DATE	SAMPLE COLLECTION TIME	# OF BOTTLES	PRESERVATIVES HCl	1	2	3	4	5	6	7	8	9	COMMENTS
1.	152140 - DDC-9-PS	GW		X	7/20/21	1515	2		X									← Specify Preservatives
2.	" - MW-3D (offsite)			X		0854			X									A-HCl D-NaOH
3.	" - DDC-10-PS			X		1426			X									B-HN03 E-ICE
4.	" - MW-F			X		1156			X									C-H2SO4 F-OTHER
5.	" - MW-C			X		1056			X									
6.	" - FD-1			X					X									
7.	" - MW-14D			X	7/21/21	1631			X									
8.	" - DDC-1-PDB			X		1215			X									
9.	" - MW-3S (onsite)			X		0953			X									
10.	" - FD-3			X					X									

SAMPLE CUSTODY MUST BE DOCUMENTED BELOW EACH TIME SAMPLES CHANGE POSSESSION INCLUDING COURIER DELIVERY

RELINQUISHED BY SAMPLER:	DATE/TIME:	RECEIVED BY:
1.	7/22/21 1030	1.
2.	7-22-21 1217	2.
3.		3.

Conditions of bottles or coolers at receipt: ❑ COMPLIANT ❑ NON COMPLIANT ❑ COOLER TEMP 3.1 °C
Comments:

Page ____ of ____
CLIENT: ❑ Hand Delivered ❑ Other _____
CHEMTECH: ❑ Picked Up ❑ Field Sampling
Shipment Complete ❑ YES ❑ NO

WHITE - CHEMTECH COPY FOR RETURN TO CLIENT YELLOW - CHEMTECH COPY PINK - SAMPLER COPY

CHEMTECH

Page 3 of 7

284 Sheffield Street, Mountainside, NJ 07092
(908) 789-8900 • Fax (908) 789-8922
www.chemtech.net

CHAIN OF CUSTODY RECORD

CHEMTECH PROJECT NO.
QUOTE NO. M3146
COC Number 2032589

6
6.1

CLIENT INFORMATION

REPORT TO BE SENT TO:
COMPANY:
ADDRESS:
CITY STATE: ZIP:
ATTENTION:
PHONE: FAX:

CLIENT PROJECT INFORMATION

PROJECT NAME:
PROJECT NO.: LOCATION:
PROJECT MANAGER:
e-mail:
PHONE: FAX:

CLIENT BILLING INFORMATION

BILL TO: PO#:
ADDRESS:
CITY STATE: ZIP:
ATTENTION: PHONE:

DATA TURNAROUND INFORMATION

FAX (RUSH) _____ DAYS*
HARDCOPY (DATA PACKAGE): Standard DAYS*
EDD: _____ DAYS*
*TO BE APPROVED BY CHEMTECH
STANDARD HARDCOPY TURNAROUND TIME IS 10 BUSINESS DAYS

DATA DELIVERABLE INFORMATION

- ❑ Level 1 (Results Only)
- ❑ Level 2 (Results + QC)
- ❑ Level 3 (Results + QC + Raw Data)
- ❑ Level 4 (QC + Full Raw Data)
- ❑ NJ Reduced ❑ US EPA CLP
- ❑ NYS ASP A ☒ NYS ASP B
- ❑ Other _____
- ❑ EDD FORMAT NYSDEC Equis

ANALYSIS

1 VOC-TCL VOA-10 | 2 | 3 | 4 | 5 | 6 | 7 | 8 | 9

CHEMTECH SAMPLE ID	PROJECT SAMPLE IDENTIFICATION	SAMPLE MATRIX	SAMPLE TYPE COMP	SAMPLE TYPE GRAB	SAMPLE COLLECTION DATE	SAMPLE COLLECTION TIME	# OF BOTTLES	PRESERVATIVES HCl 1	2	3	4	5	6	7	8	9	COMMENTS
1.	~~152140 - MW-15 (offsite)~~	~~GW~~		~~X~~	~~7/20/21~~	~~1631~~	~~6~~	~~X~~									~~MS/MSD~~
2.	" - DDC-10-PD	GW		X	7/22/21	1350	2	X									
3.	" - DDC-7-PD			X		1308		X									
4.	" - ~~DDC~~ DDC-6-PS			X		0823		X									
5.	" - DDC-9-PD			X		1504		X									
6.	" - FD-02			X		/		X									
7.	" - MW-E			X		1140		X									
8.	" - MW-D (offsite)			X		1646		X									
9.	" - MW-6			X		1048		X									
10.	" - DDC-8-PS			X	7/21/21	1409		X									

Specify Preservatives: A-HCl B-HN03 C-H2SO4 D-NaOH E-ICE F-OTHER

SAMPLE CUSTODY MUST BE DOCUMENTED BELOW EACH TIME SAMPLES CHANGE POSSESSION INCLUDING COURIER DELIVERY

RELINQUISHED BY SAMPLER:	DATE/TIME:	RECEIVED BY:
1.	7/22/21 1030	1.
2.	7-22-21 12:17	2.
3.		3.

Conditions of bottles or coolers at receipt: ❑ COMPLIANT ❑ NON COMPLIANT ❑ COOLER TEMP 3.1 °C
Comments:

Page ____ of ____

CLIENT: ❑ Hand Delivered ❑ Other _____
CHEMTECH: ❑ Picked Up ❑ Field Sampling

Shipment Complete ❑ YES ❑ NO

WHITE - CHEMTECH COPY FOR RETURN TO CLIENT YELLOW - CHEMTECH COPY PINK - SAMPLER COPY

CHEMTECH
CHAIN OF CUSTODY RECORD

284 Sheffield Street, Mountainside, NJ 07092
(908) 789-8900 • Fax (908) 789-8922
www.chemtech.net

CHEMTECH PROJECT NO.
QUOTE NO. M3146
COC Number 2032591

6
6.1

CLIENT INFORMATION (REPORT TO BE SENT TO:)
COMPANY:
ADDRESS:
CITY STATE: ZIP: See
ATTENTION:
PHONE: FAX:

CLIENT PROJECT INFORMATION
PROJECT NAME: #1
PROJECT NO.: Page LOCATION:
PROJECT MANAGER:
e-mail:
PHONE: FAX:

CLIENT BILLING INFORMATION
BILL TO: PO#:
ADDRESS:
CITY STATE: ZIP:
ATTENTION: PHONE:

DATA TURNAROUND INFORMATION
FAX (RUSH) DAYS*
HARDCOPY (DATA PACKAGE): Standard DAYS*
EDD: DAYS*
*TO BE APPROVED BY CHEMTECH
STANDARD HARDCOPY TURNAROUND TIME IS 10 BUSINESS DAYS

DATA DELIVERABLE INFORMATION
❑ Level 1 (Results Only) ❑ Level 4 (QC + Full Raw Data)
❑ Level 2 (Results + QC) ❑ NJ Reduced ❑ US EPA CLP
❑ Level 3 (Results + QC + Raw Data) ❑ NYS ASP A ☒ NYS ASP B
❑ Other
❑ EDD FORMAT NYSDEC Equis

ANALYSIS
VOC-TCLV04-10

CHEMTECH SAMPLE ID	PROJECT SAMPLE IDENTIFICATION	SAMPLE MATRIX	SAMPLE TYPE COMP	SAMPLE TYPE GRAB	SAMPLE COLLECTION DATE	SAMPLE COLLECTION TIME	# OF BOTTLES	PRESERVATIVES 1 (HCl)	2	3	4	5	6	7	8	9	COMMENTS
1.	152140 - DDC-2-PS	GW		X	7/21/21	0951	2	X									
2.	" - MW-1S (onsite)			X		1258		X									
3.	" - DDC-3-PS			X		1429		X									
4.	" - MW-6S			X		1308		X									
5.	" - MW-10 (onsite)			X		1556		X									
6.	" - DDC-4-PS			X		1540		X									
7.	" - MW-14S			X		1553		X									
8.	" - MW-1D (onsite)			X		1335		X									
9.	" - MW-15D			X		1403	6	X									MS/MSD
10.	" - DDC-4-PD			X		1518	2	X									

PRESERVATIVES ← Specify Preservatives: A-HCl, B-HN03, C-H2SO4, D-NaOH, E-ICE, F-OTHER

SAMPLE CUSTODY MUST BE DOCUMENTED BELOW EACH TIME SAMPLES CHANGE POSSESSION INCLUDING COURIER DELIVERY

RELINQUISHED BY SAMPLER:	DATE/TIME:	RECEIVED BY:
1.	7/22/21 1030	1.
2.	7-22-21 12:17	2.
3.		3.

Conditions of bottles or coolers at receipt: ❑ COMPLIANT ❑ NON COMPLIANT ❑ COOLER TEMP 3.1 °C
Comments:

Page ____ of ____
CLIENT: ❑ Hand Delivered ❑ Other
CHEMTECH: ❑ Picked Up ❑ Field Sampling
Shipment Complete ❑ YES ❑ NO

WHITE - CHEMTECH COPY FOR RETURN TO CLIENT YELLOW - CHEMTECH COPY PINK - SAMPLER COPY

CHEMTECH
CHAIN OF CUSTODY RECORD

284 Sheffield Street, Mountainside, NJ 07092
(908) 789-8900 • Fax (908) 789-8922
www.chemtech.net

CHEMTECH PROJECT NO.
QUOTE NO. M3147
COC Number 2032592

6
6.1

CLIENT INFORMATION (REPORT TO BE SENT TO:)
COMPANY:
ADDRESS: See Page
CITY STATE: ZIP:
ATTENTION:
PHONE: FAX:

CLIENT PROJECT INFORMATION
PROJECT NAME:
PROJECT NO.: # LOCATION:
PROJECT MANAGER:
e-mail:
PHONE: FAX:

CLIENT BILLING INFORMATION
BILL TO: PO#:
ADDRESS:
CITY STATE: ZIP:
ATTENTION: PHONE:

DATA TURNAROUND INFORMATION
FAX (RUSH) _____ DAYS*
HARDCOPY (DATA PACKAGE): Standard DAYS*
EDD: _____ DAYS*
*TO BE APPROVED BY CHEMTECH
STANDARD HARDCOPY TURNAROUND TIME IS 10 BUSINESS DAYS

DATA DELIVERABLE INFORMATION
❑ Level 1 (Results Only) ❑ Level 4 (QC + Full Raw Data)
❑ Level 2 (Results + QC) ❑ NJ Reduced ❑ US EPA CLP
❑ Level 3 (Results + QC + Raw Data) ❑ NYS ASP A ✓ NYS ASP B ❑ Other _____
❑ EDD FORMAT NYSDEC Equis

ANALYSIS
1 VOC-TCLVOA-10
2 3 4 5 6 7 8 9

CHEMTECH SAMPLE ID	PROJECT SAMPLE IDENTIFICATION	SAMPLE MATRIX	SAMPLE TYPE COMP	SAMPLE TYPE GRAB	SAMPLE COLLECTION DATE	SAMPLE COLLECTION TIME	# OF BOTTLES	PRESERVATIVES 1 HCl	2	3	4	5	6	7	8	9	COMMENTS
1.	152140 - MW-5D	GW		X	7/21/21	0800	2	X									
2.	" - MW-5S					0800		X									
3.	" - MW-2A					1625		X									
4.	" - MW-3A (onsite)					1329		X									
5.	" - MW-9 (onsite)					1251		X									
6.	" - MW-15S					1439		X									
7.	" - MW-4D (onsite)					0901		X									
8.	" - MW-2D (onsite)					1070		X									
9.	" - MW-4					1457	✓	X									
10.	" - DDC-1-PS			✓	✓	1134	6	X									MS/MSD

SAMPLE CUSTODY MUST BE DOCUMENTED BELOW EACH TIME SAMPLES CHANGE POSSESSION INCLUDING COURIER DELIVERY

RELINQUISHED BY SAMPLER:	DATE/TIME:	RECEIVED BY:
1.	7/22/21 1030	1.
2.	7-22-21 12:17	2.
3.		3.

Conditions of bottles or coolers at receipt: ❑ COMPLIANT ❑ NON COMPLIANT ❑ COOLER TEMP 3.1 °C
Comments:

Page ____ of ____

CLIENT: ❑ Hand Delivered ❑ Other _____
CHEMTECH: ❑ Picked Up ❑ Field Sampling

Shipment Complete ❑ YES ❑ NO

WHITE - CHEMTECH COPY FOR RETURN TO CLIENT YELLOW - CHEMTECH COPY PINK - SAMPLER COPY

CHEMTECH

CHAIN OF CUSTODY RECORD

284 Sheffield Street, Mountainside, NJ 07092
(908) 789-8900 • Fax (908) 789-8922
www.chemtech.net

CHEMTECH PROJECT NO.
QUOTE NO. M3147
COC Number 2032593

6
6.1

CLIENT INFORMATION

REPORT TO BE SENT TO:
COMPANY:
ADDRESS:
CITY STATE: ZIP:
ATTENTION:
PHONE: FAX:

See Page

CLIENT PROJECT INFORMATION

PROJECT NAME:
PROJECT NO.: # LOCATION:
PROJECT MANAGER:
e-mail:
PHONE: FAX:

CLIENT BILLING INFORMATION

BILL TO: PO#:
ADDRESS:
CITY STATE: ZIP:
ATTENTION: PHONE:

DATA TURNAROUND INFORMATION

FAX (RUSH) _____ DAYS*
HARDCOPY (DATA PACKAGE): Standard DAYS*
EDD: _____ DAYS*
*TO BE APPROVED BY CHEMTECH
STANDARD HARDCOPY TURNAROUND TIME IS 10 BUSINESS DAYS

DATA DELIVERABLE INFORMATION

- ❑ Level 1 (Results Only)
- ❑ Level 2 (Results + QC)
- ❑ Level 3 (Results + QC + Raw Data)
- ❑ Level 4 (QC + Full Raw Data)
- ❑ NJ Reduced ❑ US EPA CLP
- ❑ NYS ASP A ☒ NYS ASP B
- ❑ Other _____
- ❑ EDD FORMAT NYSDEC Egw's

ANALYSIS

1 VOC-TCL VOA-10 | 2 | 3 | 4 | 5 | 6 | 7 | 8 | 9

CHEMTECH SAMPLE ID	PROJECT SAMPLE IDENTIFICATION	SAMPLE MATRIX	SAMPLE TYPE COMP	SAMPLE TYPE GRAB	SAMPLE COLLECTION DATE	SAMPLE COLLECTION TIME	# OF BOTTLES	PRESERVATIVES 1	2	3	4	5	6	7	8	9	COMMENTS
								HCl									← Specify Preservatives A-HCl D-NaOH B-HN03 E-ICE C-H2SO4 F-OTHER
1.	152140 - MW-45 (onsite)	GW		X	7/21/21	0836	2	X									
2.	" - DDC-3-PD					1509		X									
3.	" - MW-3D (onsite)					1050		X									
4.	" - MW-2AD					1619		X									
5.	" - MW-25 (onsite)					1101		X									
6.	" - ~~DDC-1-PS~~					1134											
7.	" - DDC-2-PD					0924		X									
8.	" - DDC-1-PDA					1208		X									
9.	" - RB-72021				7/20/21	1715		X									
10.	" - RB-72121				7/21/21	1630		X									

SAMPLE CUSTODY MUST BE DOCUMENTED BELOW EACH TIME SAMPLES CHANGE POSSESSION INCLUDING COURIER DELIVERY

RELINQUISHED BY SAMPLER:	DATE/TIME:	RECEIVED BY:
1.	7/22/21 1032	1.
2.	7-22-21 12:17	2.
3.		3.

Conditions of bottles or coolers at receipt: ❑ COMPLIANT ❑ NON COMPLIANT ❑ COOLER TEMP 3.1 °C
Comments:

Page ____ of ____

CLIENT: ❑ Hand Delivered ❑ Other _____
CHEMTECH: ❑ Picked Up ❑ Field Sampling

Shipment Complete ❑ YES ❑ NO

WHITE - CHEMTECH COPY FOR RETURN TO CLIENT YELLOW - CHEMTECH COPY PINK - SAMPLER COPY

CHEMTECH
CHAIN OF CUSTODY RECORD

284 Sheffield Street, Mountainside, NJ 07092
(908) 789-8900 • Fax (908) 789-8922
www.chemtech.net

CHEMTECH PROJECT NO.
QUOTE NO. M3147
COC Number 2032594

6
6.1

CLIENT INFORMATION (REPORT TO BE SENT TO:)

COMPANY: See Page #1
ADDRESS:
CITY STATE: ZIP:
ATTENTION:
PHONE: FAX:

CLIENT PROJECT INFORMATION

PROJECT NAME:
PROJECT NO.: LOCATION:
PROJECT MANAGER:
e-mail:
PHONE: FAX:

CLIENT BILLING INFORMATION

BILL TO: PO#:
ADDRESS:
CITY STATE: ZIP:
ATTENTION: PHONE:

DATA TURNAROUND INFORMATION

FAX (RUSH) _____ DAYS*
HARDCOPY (DATA PACKAGE): Standard DAYS*
EDD: Standard DAYS*
*TO BE APPROVED BY CHEMTECH
STANDARD HARDCOPY TURNAROUND TIME IS 10 BUSINESS DAYS

DATA DELIVERABLE INFORMATION

❑ Level 1 (Results Only) ❑ Level 4 (QC + Full Raw Data)
❑ Level 2 (Results + QC) ❑ NJ Reduced ❑ US EPA CLP
❑ Level 3 (Results + QC + Raw Data) ❑ NYS ASP A ☒ NYS ASP B
❑ Other _____
❑ EDD FORMAT NYSDEC Equis

ANALYSIS

1 VOC-TCL WA-ID 2 3 4 5 6 7 8 9

CHEMTECH SAMPLE ID	PROJECT SAMPLE IDENTIFICATION	SAMPLE MATRIX	SAMPLE TYPE COMP	SAMPLE TYPE GRAB	SAMPLE COLLECTION DATE	SAMPLE COLLECTION TIME	# OF BOTTLES	PRESERVATIVES 1	2	3	4	5	6	7	8	9	COMMENTS
								HCl									← Specify Preservatives A-HCl D-NaOH B-HN03 E-ICE C-H2SO4 F-OTHER
1.	152140 - TB	GW		X	7/12/21	X	2	X									Lab provided
2.	" - FB-72121	↓		X	7/12/21	1600	2	X									
3.																	
4.																	
5.																	
6.																	
7.																	
8.																	
9.																	
10.																	

SAMPLE CUSTODY MUST BE DOCUMENTED BELOW EACH TIME SAMPLES CHANGE POSSESSION INCLUDING COURIER DELIVERY

RELINQUISHED BY SAMPLER:	DATE/TIME:	RECEIVED BY:
1.	7/22/21 1030	1.
2.	7.22.21 1217	2.
3.	DATE/TIME:	3.

Conditions of bottles or coolers at receipt: ❑ COMPLIANT ❑ NON COMPLIANT ❑ COOLER TEMP 3.1 °C
Comments:

Page ____ of ____

CLIENT: ❑ Hand Delivered ❑ Other _____
CHEMTECH: ❑ Picked Up ❑ Field Sampling

Shipment Complete ❑ YES ❑ NO

WHITE - CHEMTECH COPY FOR RETURN TO CLIENT CHEMTECH COPY PINK - SAMPLER COPY

Laboratory Certification

Certified By	License No.
CAS EPA CLP Contract	68HERH20D0011
Connecticut	PH-0649
DOD ELAP (L-A-B)	L2219
Maine	2020021
Maryland	296
New Hampshire	255420
New Jersey	20012
New York	11376
Pennsylvania	68-00548
Soil Permit	P330-21-00137
Texas	T104704488-21-14

CHEMTECH

LOGIN REPORT/SAMPLE TRANSFER

Order ID : M3147 EAEN05
Client Name : EA Engineering Science &
Client Contact : Emily Cummings
Invoice Name : EA Engineering Science &
Invoice Contact : Emily Cummings

Order Date : 7/22/2021 12:42:00 PM
Project Name : NYSDEC - National Heatse
Receive DateTime : 7/22/2021 12:17:00 PM
Purchase Order :

Project Mgr :
Report Type : NYS ASP B
EDD Type : NYSDEC EDD V-4
Hard Copy Date :
Date Signoff :

LAB ID	CLIENT ID	MATRIX	SAMPLE DATE	SAMPLE TIME	TEST	TEST GROUP	METHOD	FAX DATE	DUE DATES
M3147-01	152140-MW-5D	Water	07/21/2021	08:00					
					VOC-TCLVOA-10		8260-Low		10 Bus. Days
M3147-02	152140-MW-5S	Water	07/21/2021	08:00					
					VOC-TCLVOA-10		8260-Low		10 Bus. Days
M3147-03	152140-MW-2A	Water	07/21/2021	16:25					
					VOC-TCLVOA-10		8260-Low		10 Bus. Days
M3147-04	152140-MW-3A(ONSITE)	Water	07/21/2021	13:29					
					VOC-TCLVOA-10		8260-Low		10 Bus. Days
M3147-05	152140-MW-9(ONSITE)	Water	07/21/2021	12:51					
					VOC-TCLVOA-10		8260-Low		10 Bus. Days
M3147-06	152140-MW-15S	Water	07/21/2021	14:39					
					VOC-TCLVOA-10		8260-Low		10 Bus. Days
M3147-07	152140-MW-4D(ONSITE)	Water	07/21/2021	09:01					
					VOC-TCLVOA-10		8260-Low		10 Bus. Days
M3147-08	152140-MW-2D(ONSITE)	Water	07/21/2021	10:30					
					VOC-TCLVOA-10		8260-Low		10 Bus. Days
M3147-09	152140-MW-H	Water	07/21/2021	14:57					

CHEMTECH

LOGIN REPORT/SAMPLE TRANSFER

Order ID : M3147 EAEN05
Client Name : EA Engineering Science &
Client Contact : Emily Cummings
Invoice Name : EA Engineering Science &
Invoice Contact : Emily Cummings

Order Date : 7/22/2021 12:42:00 PM
Project Name : NYSDEC - National Heatse
Receive DateTime : 7/22/2021 12:17:00 PM
Purchase Order :

Project Mgr :
Report Type : NYS ASP B
EDD Type : NYSDEC EDD V-4
Hard Copy Date :
Date Signoff :

LAB ID	CLIENT ID	MATRIX	SAMPLE DATE	SAMPLE TIME	TEST	TEST GROUP	METHOD		FAX DATE	DUE DATES
					VOC-TCLVOA-10		8260-Low	10 Bus. Days		
M3147-10	152140-DDC-1-PS	Water	07/21/2021	11:34						
					VOC-TCLVOA-10		8260-Low	10 Bus. Days		
M3147-11	M3147-10MS	Water	07/21/2021	11:34						
					VOC-TCLVOA-10		8260-Low	10 Bus. Days		
M3147-12	M3147-10MSD	Water	07/21/2021	11:34						
					VOC-TCLVOA-10		8260-Low	10 Bus. Days		
M3147-13	152140-MW-4S(ONSITE)	Water	07/21/2021	08:36						
					VOC-TCLVOA-10		8260-Low	10 Bus. Days		
M3147-14	152140-DDC-3-PD	Water	07/21/2021	15:09						
					VOC-TCLVOA-10		8260-Low	10 Bus. Days		
M3147-15	152140-MW-3D(ONSITE)	Water	07/21/2021	10:50						
					VOC-TCLVOA-10		8260-Low	10 Bus. Days		
M3147-16	152140-MW2AD	Water	07/21/2021	16:19						
					VOC-TCLVOA-10		8260-Low	10 Bus. Days		
M3147-17	152140-MW-2S(ONSITE)	Water	07/21/2021	11:01						
					VOC-TCLVOA-10		8260-Low	10 Bus. Days		

CHEMTECH

LOGIN REPORT/SAMPLE TRANSFER

Order ID : M3147 EAEN05
Client Name : EA Engineering Science &
Client Contact : Emily Cummings
Invoice Name : EA Engineering Science &
Invoice Contact : Emily Cummings

Order Date : 7/22/2021 12:42:00 PM
Project Name : NYSDEC - National Heatse
Receive DateTime : 7/22/2021 12:17:00 PM
Purchase Order :

Project Mgr :
Report Type : NYS ASP B
EDD Type : NYSDEC EDD V-4
Hard Copy Date :
Date Signoff :

LAB ID	CLIENT ID	MATRIX	SAMPLE DATE	SAMPLE TIME	TEST	TEST GROUP	METHOD	FAX DATE	DUE DATES
M3147-18	152140-DDC-2-PD	Water	07/21/2021	09:24					
					VOC-TCLVOA-10		8260-Low		10 Bus. Days
M3147-19	152140-DDC-1-PDA	Water	07/21/2021	12:08					
					VOC-TCLVOA-10		8260-Low		10 Bus. Days
M3147-20	152140-RB-72021	Water	07/20/2021	17:15					
					VOC-TCLVOA-10		8260-Low		10 Bus. Days
M3147-21	152140-RB-72121	Water	07/21/2021	16:30					
					VOC-TCLVOA-10		8260-Low		10 Bus. Days
M3147-22	152140-TB	Water	07/12/2021	00:00					
					VOC-TCLVOA-10		8260-Low		10 Bus. Days
M3147-23	152140-FB-72121	Water	07/21/2021	16:00					
					VOC-TCLVOA-10		8260-Low		10 Bus. Days

Relinguished By : [signature]
Date / Time : 7-22-21 15:05

Received By : [signature]
Date / Time : 7-22-21 15:05

Storage Area : VOA Refridgerator Room