PERIODIC REVIEW REPORT
June 2023

Mako Properties LLC – Building #3
48-50 Enter Lane
Islandia, NY
NYSDEC Site #152230

Prepared for:

MAKO PROPERTIES, LLC
931 B Conklin Street
Farmingdale, New York 11735

Prepared by:

Tyll Engineering and Consulting, PC
169 Commack Road, Suite H173
Commack, New York 11725

CA RICH Consultants
17 Dupont Street
Plainview, New York 11803

TYLL ENGINEERING & CONSULTING PC

TYLL ENGINEERING & CONSULTING PC

June 1, 2023

New York State Department of Environmental Conservation
Division of Environmental Remediation
SUNY at Stony Brook
50 Circle Road
Stony Brook, NY 11790-3409

Attn: Jahan Reza, P.E
Project Manager

Re: Periodic Review Report 2022-2023
Mako Properties LLC
48-50 Enter Lane
Islandia, NY 11751
Site # 152230

Dear Mr. Reza:

Enclosed please find the Periodic Review Report for 2023 for the above-referenced location prepared by Tyll Engineering & Consulting PC and CA RICH Consultants. An updated/revised Institutional and Engineering Controls Certification Form is included with this report and an updated/revised Site Management Plan (SMP) is being submitted under separate cover. If you have any questions pertaining to this report or the SMP please feel free to contact the undersigned.

Sincerely,

TYLL ENGINEERING AND CONSULTING, PC

Karen G. Tyll, P.E.
President

CA RICH CONSULTANTS

Michael Yager
Project Manager

Ecc: Girish Desai, P.E., Regional Engineer, NYSDEC
Jim Kogel, Mako Properties LLC

Table of Contents

Section		Page
1.0	INTRODUCTION	1
2.0	EXECUTIVE SUMMARY	2
	2.1 Remedial History	
	2.2 Effectiveness of Remedial Program	
	2.3 Compliance	
	2.4 Recommendations	
3.0	SITE OVERVIEW	5
	3.1 Property Description	
	3.2 Chronology of Remedial Program	
4.0	EVALUATION OF REMEDY PERFORMANCE, EFFECTIVENESS & PROTECTIVENESS	7
	4.1 Operation of the Air Sparge (AS) System	
	4.2 Operation of the Soil Vapor Extraction (SVE) Systems	
	4.3 Operation of the Sub-slab Depressurization (SSD) System	
5.0	INSTITUTIONAL CONTROLS / ENGINEERING CONTROLS (IC/EC) COMPLIANCE	9
	5.1 Requirements and Compliance	
	5.1.1 Institutional Controls	
	5.1.2 Engineering Controls	
	5.2 Certification	

Table of Contents (cont.)

Section		Page
6.0	CONCLUSIONS	10
	6.1 Air Sparge System & Groundwater Monitoring	
	6.2 Soil Vapor Extraction (SVE) Systems & Extracted Soil Vapor Monitoring	
	6.3 Sub-slab Depressurization (SSD) System & Soil Vapor Intrusion (SVI) Monitoring	
7.0	RECOMMENDATIONS	11
8.0	REFERENCES	12

FIGURES

1 Property Location Map

2 Layout of Previously Operating SVE Wells and Sparge Points

3 Location of SVE Wells and Sparge Points and SVE to SSD Conversion – Insert A

PHOTOS

Photos 1, 2 & 3 – Interior SVE Conversion to Active SSD System

TABLES

1 Historical Summary of Detected Volatile Organic Compounds – Mako Groundwater Monitoring Program

2 Summary of Interior Soil Vapor Extraction System Raw Air Samples at Start-up (July 2015) to February 2021

3 Summary of Exterior Soil Vapor Extraction System Raw Air Samples at Start-up (August 2015) to February 2021

4 Soil Vapor Intrusion Sampling - Summary of Soil Vapor Samples: Soil Vapor Extraction (SVE) Systems Running vs SVE Systems Shut-down for Minimum 30 Days – February 2020

5 Soil Vapor Intrusion Sampling - Summary of Soil Vapor Samples: Soil Vapor Extraction (SVE) Systems Running vs SVE Systems Shut-down for Minimum 40 Days – March 2021

6 Soil Vapor Intrusion Sampling - Summary of Soil Vapor Samples: Soil Vapor Extraction (SVE) Systems Off & Interior SVE Converted to Sub-slab Depressurization (SSD) System – March 2022

7 Soil Vapor Intrusion Sampling - Summary of Soil Vapor Samples: Soil Vapor Extraction (SVE) Systems Off & Interior SVE Converted to Sub-slab Depressurization (SSD) System – March 2023

GRAPHS

Graph A – Interior SVE System: Concentration vs Time

Graph B – Exterior SVE System: Concentration vs Time

EXHIBITS

A NYSDEC 2022 Periodic Review Report Approval Letter – October 2022

B Analytical Report for Soil Vapor Intrusion Samples - March 2023

C Annual Site-wide Inspection Form

D Revised/Updated NYSDEC IC/EC Form

1.0 INTRODUCTION

The following Periodic Review Report (PRR) has been prepared by Karen Tyll, P.E. and CA RICH Consultants (CA RICH) on behalf of Mako Properties LLC (formerly known as Mako Properties Limited Partnership, hereinafter "Mako Properties") for the Mako Building #3 property (hereinafter referred to as the "Property" or "Site"). The Site is located at 48-50 Enter Lane, in the County of Suffolk, New York (hereinafter referred to as "Site"). This document was prepared in accordance with the Site Management Plan (SMP) dated March 2018 (Ref. 1 - SMP) under an Order on Consent, with the New York State Department of Environmental Conservation (NYSDEC), Index Number A1-0649-08-10; Site #152230.

2.0 EXECUTIVE SUMMARY

2.1 Remedial History

The results of a historical voluntary groundwater monitoring program (2003 – 2009) and a Phase II Environmental Investigation (Ref. 2 - Phase II Report, March 2010) revealed the presence of 1,1,1-Trichloroethane (TCA) in the shallow groundwater beneath Mako Building #3. Mako Properties executed an Order-on-Consent with NYSDEC on August 16, 2010 that set the framework for Site Characterization. Site characterization activities were performed and reported to the NYSDEC in November 2012 (Ref. 3 – Site Char Rept.).

Based upon the findings of the Site Characterization Investigation, CA RICH recommended that an Interim Remedial Measure (IRM) be conducted to address soil vapor intrusion and the presence of TCA found in the shallow groundwater beneath Mako Building #3. The contaminants of concern also included Tetrachloroethylene (aka Perchloroethylene, PCE or PERC) and 1,1-Dichlorethylene (1,1-DCE). An IRM Work Plan was approved by the NYSDEC and the Site was remediated in accordance with the remedy approved by the NYSDEC in the IRM Work Plan (Ref. 4 – IRM WP, December 2013).

As part of the IRM, an Air Sparge (AS)-system combined with an interior and exterior Soil Vapor Extraction (SVE)-system were designed and installed from August 2014 through May 2015 (see Figure 2). A pilot test for design of the AS/SVE systems was performed in July of 2014. The results of the pilot test activities are summarized in CA RICH's report entitled "Pilot Test & Design Report" dated July 23, 2014 (Ref. 5 – Pilot Test). In-situ groundwater treatment of VOCs through air injection via air sparging was in operation from July 2015 to October 2017. The exterior SVE system operated from July 2015 to January 2021 and the interior SVE was in operation from July 2015 to January 2022.

A Construction Completion Report (CCR) and a Site Management Plan (SMP) including an environmental easement were prepared by CA RICH and submitted to NYSDEC in draft form in August 2017 and June 2017 respectively. The finalized CCR (Ref. 6 – CCR) and SMP were approved by the NYSDEC and the New York State Department of Health (NYSDOH) in January 2019.

As per our formal request and the NYSDEC approval of the May 2021 PRR for this Site, the interior SVE system was converted to a sub-slab depressurization system (SSDS) in January 2022. Fantech RN3 Fans were installed inline in both of the interior SVE lines beneath each tenant space in Mako Building #3 – Unit #48 & Unit #50 and exhausted to the outside (see Figure 3 – Schematic w/ insert & Photos #1, #2 & #3). Soil vapor intrusion (SVI) sampling was performed for the Site in March 2022, with the active SSDS in operation. The results of this SVI sampling event, with the SSDS operating, revealed that the indoor air detections combined with the sub-slab soil vapor detections for the contaminants of concern

are in conformance with the NYSDOH Soil Vapor/Indoor Air Matrices for "No Further Action" in both of the Units sampled - Mako Building #3 Unit #48 and Unit #50 (see Table 6).

Based upon the NYSDEC approval of the June 2022 PRR (Exhibit "A") for this Site, SVI sampling was performed at the Site in March 2023, with the active SSDS in operation. The results of this SVI sampling round with the SSDS operating, once again revealed that the indoor air detections combined with the sub-slab soil vapor detections for the contaminants of concern are in conformance with the NYSDOH Soil Vapor/Indoor Air Matrices for "No Further Action" in both of the Units sampled - Mako Building #3, Unit #48 and Unit #50 (see Table 7). A copy of the laboratory results for the March 2023 SVI sampling event is attached as Exhibit "B".

Additionally, and as per the NYSDEC approval of the June 2022 PRR (Ref. 9 – 2022 PRR) and (Exhibit "A"), the original SMP, dated April 2018, has been revised. This revised SMP incorporates all changes and requirements to date and is being submitted for the NYSDEC's review and approval.

2.2 Effectiveness of Remedial Program

In-situ groundwater treatment of VOCs through air injection via air sparging was in operation from July 2015 to October 2017. Based upon the low levels of contaminants detected in the groundwater from June 2016 to January 2020, and as approved by the NYSDEC, air sparging and groundwater sampling are no longer required.

The extracted soil vapor from both the interior and exterior SVE systems has been monitored/sampled approximately every six months since the systems start-up, in accordance with the SMP. The most recent samples were collected in February 2021. Based on the analytical results for the extracted soil vapor from the SVE systems, this remedial effort is deemed to have been effective. The historical VOC detections for the extracted soil vapor from the start-up of the SVE systems in July 2015 as compared to the laboratory results for the last four rounds of extracted soil vapor sampling (February & July 2019, January 2020 & February 2021), demonstrate levels of total VOCs have greatly diminished. The concentrations of the contaminants of concern appear to be at a near constant concentration.

Additionally, the results of the SVI sampling in March 2022 (with the SVE systems shut down and the interior SVE system converted to an active SSDS for over 40 days); and the most recent results of the SVI sampling in March 2023 (with the active SSDS in operation for over a year) confirmed: (i) the indoor air detections combined with the soil vapor detections for PCE, TCA, and 1,1-DCE (contaminants of concern) are in conformance with the NYSDOH Soil Vapor/Indoor Air Matrices for "No Further Action" in

both of the Units sampled - Mako Building #3, Unit #48 and Unit #50; and (ii) the active SSDS adequately mitigates the potential for soil vapor intrusion at the Site building.

2.3 Compliance

The Site is currently in compliance with the Site Management Plan (SMP). The termination criteria for the AS system at the Site has been achieved. Therefore, and in accordance with the NYSDEC and NYSDOH accepted/approved PRR - September 2020 (Ref. 7 – 2020 PRR) air sparging and groundwater monitoring are no longer required for the Site.

The termination criteria for the SVE systems at the Site has also been achieved. Therefore, and in accordance with the NYSDEC and NYSDOH accepted/approved PRR - May 2021 (Ref 8 – 2021 PRR) SVE systems monitoring and sampling are no longer required for the Site. As approved, the interior SVE system has been converted to an active SSDS. Analytical results from the recent SVI sampling (March 2023) confirms that the current active SSDS meets the goal of preventing vapor intrusion for Mako Building #3.

2.4 Recommendations

- An updated SMP is being submitted to the NYSDEC, with all revisions and updates for all pertinent sections within the previous SMP, for review and approval by NYSDEC/NYSDOH.
- The revised/updated SMP incorporates termination criteria for the “newly” active SSDS and provides a schedule for periodic inspections of the SSDS to ensure proper operation.
- SVI sampling will be performed during future heating season(s) for Mako Building #3 (Units #48 & #50) to confirm the effectiveness of the active SSDS in preventing soil vapor intrusion and in conformance with the updated SMP.
- Results of the SVI sampling will be reported in the annual PRR until NYSDOH/NYSDEC-approved termination criteria have been met and NYSDEC/NYSDOH have approved termination of SVI sampling activities.
- We request a formal letter be provided by the NYSDEC stating that the remedial completion/termination criteria for groundwater has been achieved. Based upon historical groundwater monitoring results, along with the historical SVE monitoring and sampling results, no further groundwater treatment, remediation and/or sampling is required for this Site at this time.

3.0 SITE OVERVIEW

3.1 Property Description

The Site is identified as Section 6, Block 01.00 and Lot 18 on the Suffolk County Tax Map. The Site is situated on an approximately 2.1-acre area bounded by commercial/industrial buildings to the north, commercial/industrial buildings to the south, Enter Lane to the east, and a parking lot to the west (see Figure 1). The parcel is improved with the Site building (Mako Building #3) and a separate, multi-tenant building located on the property at 52-68 Enter Lane (Mako Building #2). Mako Building #3 is a single-story, brick and block structure containing approximately 4,560 square feet of interior floor space. The building is serviced with an onsite sanitary waste disposal system that consists of a primary septic holding tank that connects to a single overflow leaching pool. Historical records indicate that the Site was originally developed circa 1978 with the free-standing single-story brick/block structure that presently exists. Historically, Mako Building #3 has been occupied by Elmont Electric, Westbury Precision, Inc., David Cooke Plaster Company, Vanderbilt Pools/Tech Sport Racing and is currently occupied by AJL Design & Installation, Inc. (Unit #48) - window services and Rogue Hetman (Unit #50) - woodworking.

3.2 Chronology of Remedial Program

The chronology of the main features of the remedial program includes the installation and operation of an interior and exterior SVE system in combination with an AS system to address soil vapor intrusion and shallow groundwater contamination beneath Mako Building #3.

The AS system combined with the interior and exterior SVE systems were designed and installed from August 2014 through May 2015. In-situ groundwater treatment of VOCs through air injection via air sparging was in operation from July 2015 to October 2017. The goal of the AS system was to remediate the shallow groundwater contamination beneath the Site to levels below NYSDEC acceptable ambient water quality standards and/or guidance values. Based upon historical groundwater monitoring results the volatile organic contaminants of concern were below the respective NYSDEC standards and/or guidance values in June 2016. Further groundwater monitoring as requested by NYSDEC in 2019 and 2020 revealed no detections of the contaminants (see Table 1). Groundwater sampling for the Site was no longer required.

As per the SMP, the SVE systems were required to operate as long as the AS system was in operation. The exterior SVE system operated from July 2015 to January 2021 and the interior SVE was in operation from July 2015 to January 2022. The goal of the SVE systems was two-fold: 1) Capture any VOCs released/remediated by the AS system and 2) Remediate soil vapors beneath the building preventing any soil vapor intrusion. Historical sampling of the two SVE systems revealed that the contaminant levels

were greatly reduced due to their operation and the concentrations of the contaminants of concern appear to be at a near constant concentration (see Tables 2 & 3). Based on the analytical results of the sampling of the SVE systems, monitoring is no longer required. SVI sampling has been performed to ensure the protection of the building occupants and to identify any potential soil vapor intrusion issues. The soil vapor and indoor air for the units in Mako Building #3 have been monitored since 2015 with the SVE systems in full operation. In February 2020 and March 2021 SVI sampling was performed with the SVE systems shutdown for over 30 days and 40 days respectively (see Tables 4 & 5). Furthermore, SVI sampling was conducted in March 2022 with the exterior SVE system shutdown since March 2021 and the interior SVE system converted to an active SSDS. The results revealed that the indoor air detections combined with the sub-slab soil vapor detections for the contaminants of concern are in conformance with the NYSDOH Soil Vapor/Indoor Air Matrices for "No Further Action" in Mako Building #3. Most recently, the results of the SVI sampling in March 2023, with the SSDS operating for over a year, once again revealed that the indoor air detections combined with the sub-slab soil vapor detections for the contaminants of concern are in conformance with the NYSDOH Soil Vapor/Indoor Air Matrices for "No Further Action" in Mako Building #3 (see Table 7). These results confirm that the active SSDS adequately mitigates the potential for soil vapor intrusion at the Property.

4.0 EVALUATION OF REMEDY PERFORMANCE, EFFECTIVENESS & PROTECTIVENESS

For the purposes of this periodic review, this Report evaluates the investigative and remedial efforts as outlined in the SMP. These are: operation of the AS system in the area immediately adjacent to groundwater monitoring well location MW-2 and in the vicinity of Mako Building #3 (installed in 2015, operated until 2017); operation of SVE systems - one interior SVE system beneath building slab (installed 2015, operated 2015 to January 2022) and one exterior SVE system surrounding the front of Mako Building #3 (installed 2015, operated 2015 to January 2021); shutdown of interior SVE system and conversion to SSDS (January 2022); groundwater monitoring; and soil vapor monitoring and indoor air monitoring.

4.1 Operation of the AS System

In-situ groundwater treatment of VOCs via air sparging was in operation from July 2015 to October 2017. The air sparging was determined to be effective and protective and was discontinued in 2017 (see Table 1).

4.2 Operation of the SVE Systems

The exterior SVE system operated from July 2015 to January 2021 and the interior SVE system operated from July 2015 to January 2022. Historical VOC detections for the extracted soil vapor from the start-up of the SVE systems in July 2015 as compared to the laboratory results for the last four rounds of extracted soil vapor sampling (February 2019, July 2019, January 2020, & February 2021), show that the levels of the contaminants have been greatly reduced and the concentrations appear to be at a near constant level (see Tables 2 & 3 and Graph A & B). Additionally, the results of the SVI sampling performed in March 2021 with the SVE systems shut down for over 40 days, showed that the indoor air detections combined with the soil vapor detections are in conformance with the NYSDOH Soil Vapor/Indoor Air Matrices for “No Further Action” for the contaminants of concern. The only exception is the indoor air PCE detection inside Unit #48 which is within the NYSDOH revised indoor air guideline for “Monitor” (see Table 5). Based on these results, the SVE systems are deemed to have been effective and protective. Both SVE systems have been shut down and the interior SVE system has been converted to an active SSDS to prevent soil vapor intrusion.

4.3 Operation of the SSDS

In January 2022 the interior SVE system was shut down and converted to an active SSDS for the prevention of potential soil vapor intrusion. CA RICH performed SVI sampling in March 2022 with the SSDS in operation. The results revealed that the indoor air detections combined with the sub-slab soil vapor detections for the contaminants of concern are in conformance with the NYSDOH Soil Vapor/Indoor Air Matrices for "No Further Action" in Mako Building #3 (see Table 6). Most recently, the results of the SVI sampling performed in March 2023, with the active SSDS operating for over a year, once again revealed that the indoor air detections combined with the sub-slab soil vapor detections for the contaminants of concern are in conformance with the NYSDOH Soil Vapor/Indoor Air Matrices for "No Further Action" in Mako Building #3 (see Table 7).

The SVI sampling results for 2021 with the SVE systems shut down for over 40 days compared to the SVI sampling results for 2022 and 2023 with the active SSDS in operation revealed the following soil vapor and indoor air detections for the contaminants of concern in Mako Building #3 Unit #48 and Unit #50.

Contaminant	1,1-Dichloroethylene	1,1,1-Trichloroethane	Tetrachloroethylene
2021 Soil Vapor - Unit #48	Not Detected	208 ug/m^3	113 ug/m^3
2022 Soil Vapor – Unit#48	0.44 ug/m^3	51 ug/m^3	15 ug/m^3
2023 Soil Vapor – Unit#48	Not Detected	16 ug/m^3	12 ug/m^3
2021 Soil Vapor - Unit #50	Not Detected	53 ug/m^3	43 ug/m^3
2022 Soil Vapor - Unit #50	Not Detected	1.7 ug/m^3	4.7 ug/m^3
2023 Soil Vapor - Unit #50	Not Detected	2 ug/m^3	4.8 ug/m^3
2021 Indoor Air - Unit #48	Not Detected	Not Detected	8.8 ug/m^3
2022 Indoor Air - Unit #48	Not Detected	Not Detected	2 ug/m^3
2023 Indoor Air - Unit #48	Not Detected	Not Detected	1.8 ug/m^3
2021 Indoor Air - Unit #50	Not Detected	Not Detected	0.32 ug/m^3
2022 Indoor Air - Unit #50	Not Detected	Not Detected	2.8 ug/m^3
2023 Indoor Air - Unit #50	Not Detected	Not Detected	0.62 ug/m^3

These results confirm that the active SSDS adequately mitigates the potential for soil vapor intrusion at the Property. Based on these results, the active SSDS is deemed to have been effective and continues to be protective.

5.0 INSTITUTIONAL CONTROLS/ENGINEERING CONTROLS (IC/EC) COMPLIANCE

5.1 Requirements and Compliance

5.1.1 Institutional Controls

Three institutional controls have been implemented for this Site: 1) Filing of an environmental easement; 2) Groundwater beneath the Site cannot be used for potable or industrial purposes without treatment unless first obtaining permission to do so from the NYSDEC; and 3) The Controlled Property shall not be used for Residential or Restricted Residential purposes. The Institutional Controls are currently in compliance.

5.1.2 Engineering Controls

The previously operational SVE systems at the Site – one interior SVE system and one exterior SVE system are currently shut down. The interior SVE was converted to an active SSDS and is currently operating at the Site. The AS system on-Site is no longer required for the Property and has been shut down since October 2017.

5.2 Certification

An annual inspection of the Site was performed by CA RICH and Karen Tyll, P.E. of Tyll Engineering and Consulting PC with the Annual Certification provided to the NYSDEC as required in the SMP. The annual Site-wide inspection form is included as an Exhibit “C”. Additionally, the NYSDEC Institutional and Engineering Controls (IC/EC) Certification Form has been updated/revised, completed and included in Exhibit “D”.

6.0 CONCLUSIONS

6.1 Air Sparge (AS) System - Groundwater Monitoring

Air sparging and groundwater monitoring are no longer required as of October 2017. The NYSDEC to provide an approval letter for no further air sparging or groundwater monitoring.

6.2 Soil Vapor Extraction (SVE) Systems – Extracted Soil Vapor Monitoring

Since the two SVE systems were shut off in January 2021 and January 2022, extracted soil vapor monitoring is no longer required. The NYSDEC to provide an approval letter for no further soil vapor extraction or extracted soil vapor monitoring.

6.3 Sub-slab Depressurization System (SSDS) - Soil Vapor Intrusion (SVI) Monitoring

In January 2022, the interior SVE system piping was modified into an active SSDS. The purpose of the SSDS is to meet the goal of preventing soil vapor intrusion in Mako Building #3. The results of the recent SVI sampling during the two past heating seasons (March 2022 & 2023) confirm that the active SSDS adequately mitigates the potential for soil vapor intrusion at the Property.

7.0 RECOMMENDATIONS

Therefore, we recommend the following:

- SVE systems remain shut down along with the continued operation of the active SSDS.
- SVI sampling will be performed during future heating season(s) for Mako Building #3 (Units #48 & #50) to confirm the effectiveness of preventing soil vapor intrusion and in conformance with the updated SMP.
- Results of the SVI sampling will be reported in the annual PRR until NYSDEC/NYSDOH-approved termination criteria have been met and the NYSDEC/NYSDOH approves termination of SVI sampling activities.
- Groundwater termination criteria has been achieved. Air sparging and groundwater monitoring are no longer required. The NYSDEC to provide approval letter.
- Groundwater termination criteria has been achieved. The SVE systems shall remain off and extracted soil vapor monitoring is no longer required. The NYSDEC to provide approval letter.

The overall objective of the remedial actions is to remediate soil vapor and groundwater at the Site to the satisfaction of the NYSDEC and NYSDOH for the continued restricted industrial/commercial use of the Property. The next Periodic Review Report will be submitted to NYSDEC in 2024.

8.0 REFERENCES

1. CA RICH Consultants, Inc. Site Management Plan. New York: March 2018.

2. CA RICH Consultants, Inc. Phase II Environmental Site Investigation. New York: March 2010.

3. CA RICH Consultants, Inc. Site Characterization Report. New York: November 2012.

4. CA RICH Consultants, Inc. Interim Remedial Measures Work Plan. New York: October 2013.

5. CA RICH Consultants, Inc. Pilot Test & Design Report. New York: July 2014.

6. CA RICH Consultants, Inc. Construction Completion Report. New York: March 2018.

7. CA RICH Consultants, Inc. Periodic Review Report. New York: September 2020.

8. CA RICH Consultants Periodic Review Report. New York: May 2021.

9. CA RICH Consultants Periodic Review Report. New York: June 2022.

FIGURES

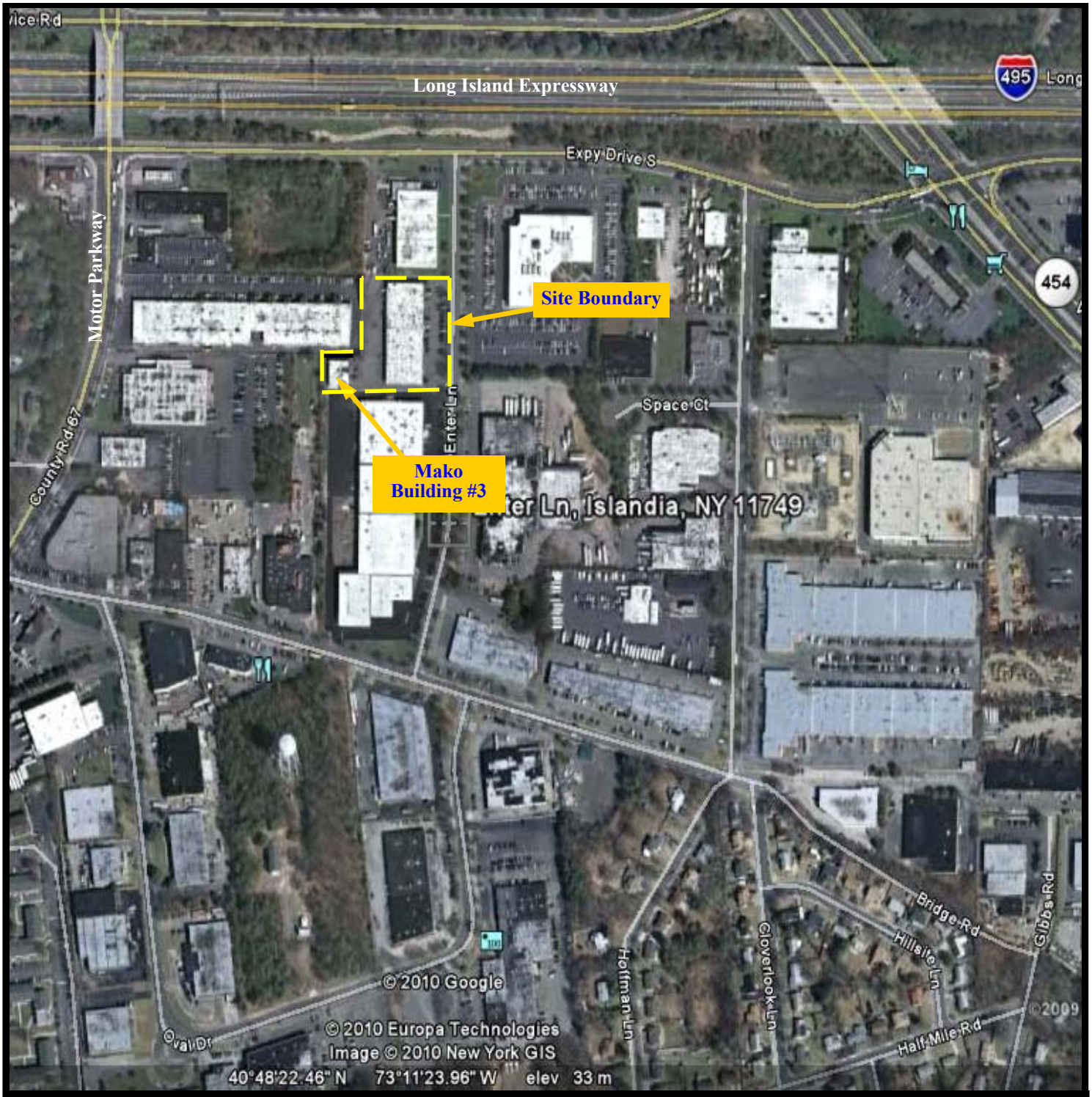

APPROX. SCALE (ft.)

0 400 800

N

Adapted from Google Earth Aerial Image 2010.

CA RICH ENVIRONMENTAL SPECIALISTS

CA RICH CONSULTANTS
17 Dupont Street,
Plainview, NY 11803

TITLE: **PROPERTY LOCATION MAP**	DATE: **10/23/19**
	SCALE: **AS SHOWN**
FIGURE: **1**	**Mako Properties LP** **Mako Building # 3** **48-50 Enter Lane** **Islandia, New York**
DRAWING:	DRAWN BY: **T.R.B.**
	APPR. BY: **M.T.Y.**

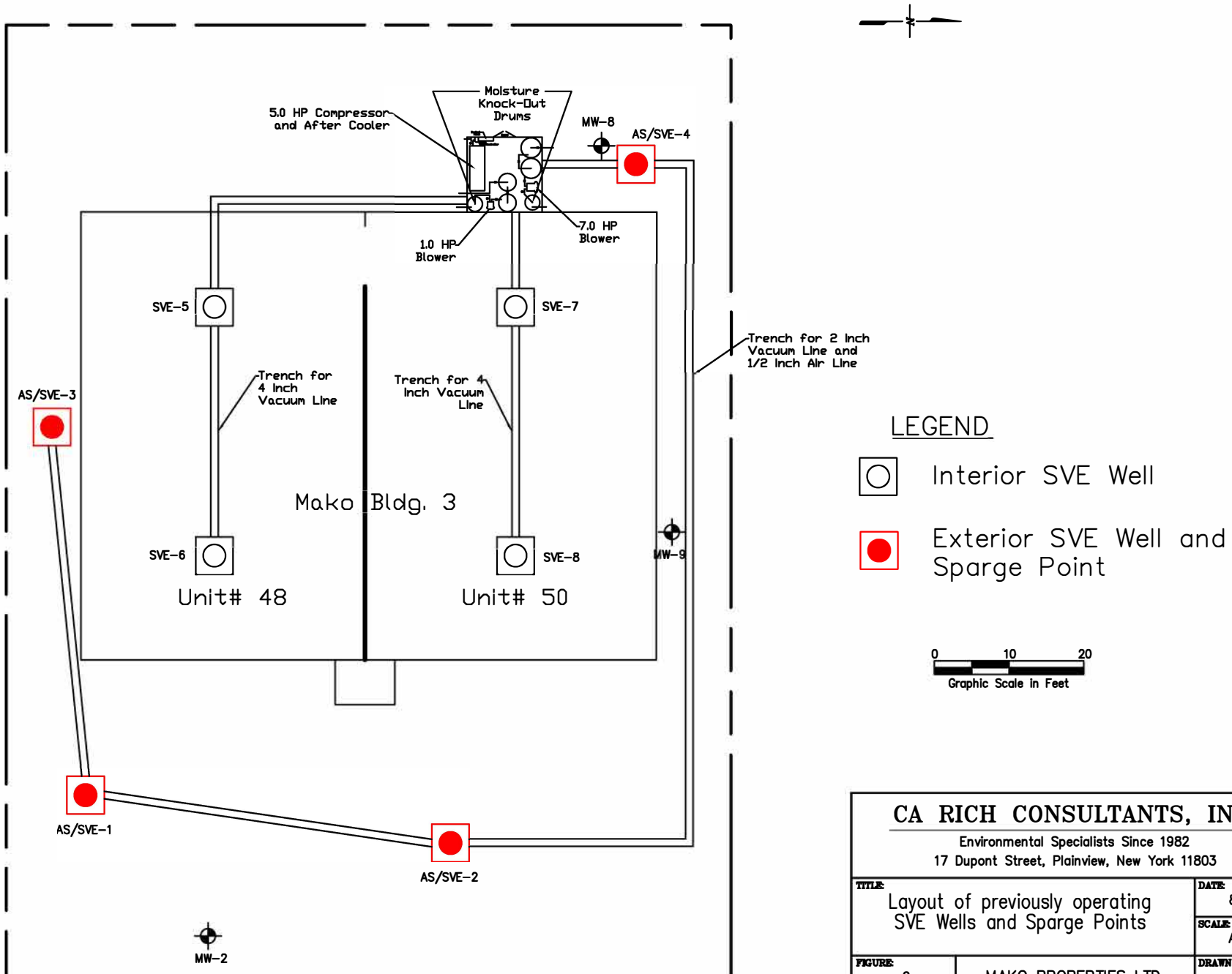

CA RICH CONSULTANTS, INC.

Environmental Specialists Since 1982

17 Dupont Street, Plainview, New York 11803

TITLE: Layout of previously operating SVE Wells and Sparge Points		DATE: 8/6/2020
		SCALE: As Shown
FIGURE: 2	MAKO PROPERTIES LTD. 48-50 ENTER LANE ISLANDIA, NEW YORK	DRAWN BY: T.R.B.
DRAWING NO: 2016-1		APPR. BY: R.J.I.

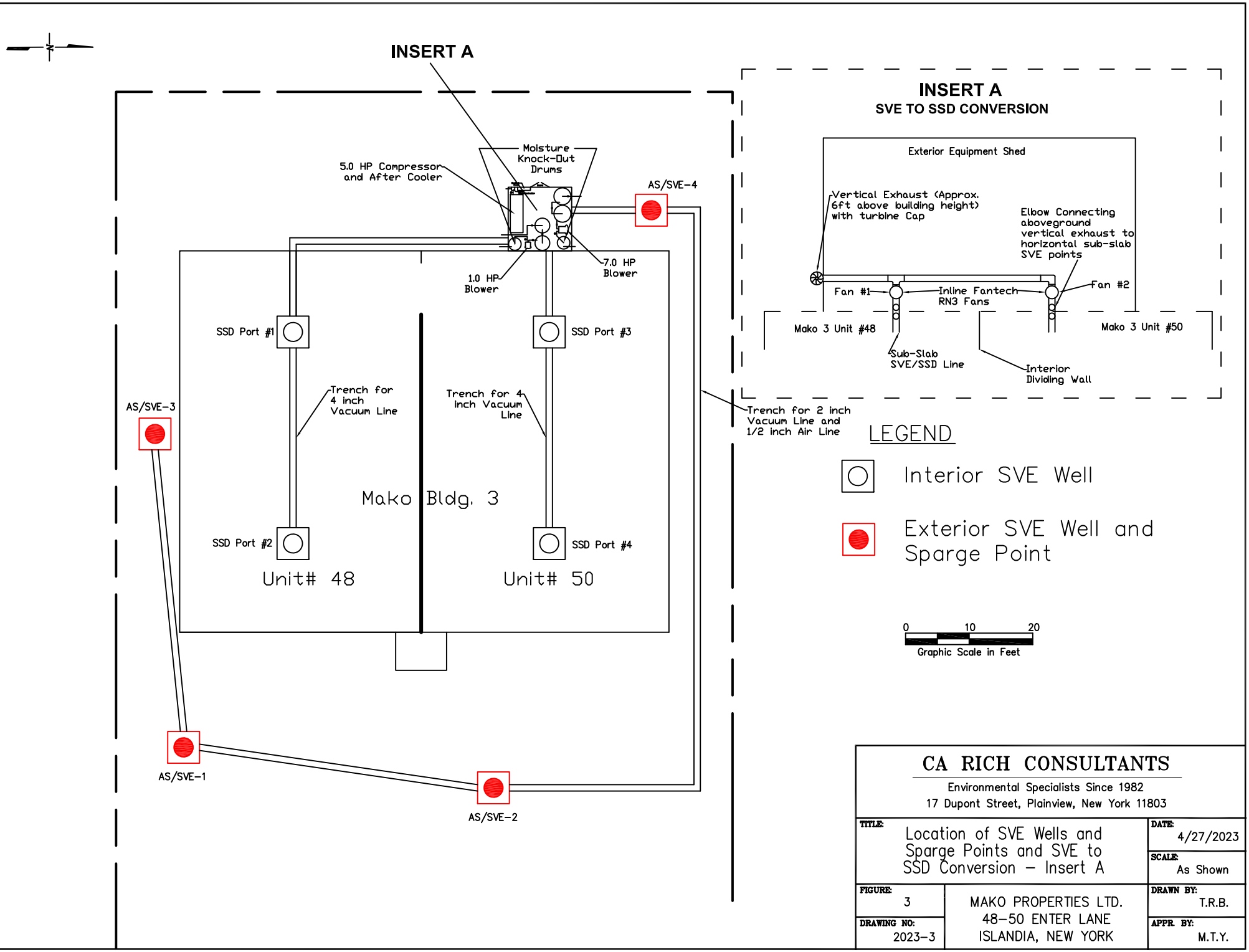

CA RICH CONSULTANTS

Environmental Specialists Since 1982

17 Dupont Street, Plainview, New York 11803

TITLE: Location of SVE Wells and Sparge Points and SVE to SSD Conversion – Insert A		DATE: 4/27/2023
		SCALE: As Shown
FIGURE: 3	MAKO PROPERTIES LTD. 48–50 ENTER LANE ISLANDIA, NEW YORK	DRAWN BY: T.R.B.
DRAWING NO: 2023–3		APPR. BY: M.T.Y.

PHOTOS

PHOTO #1: Interior Soil Vapor Extraction (SVE) system converted to Sub-slab Depressurization System (SSDS) January 2022

PHOTO #2: Fantech RN3 fans installed inline for each of the interior sub-slab SVE lines

PHOTO #3: Exhaust stack with turbine cap for the SSDS

TABLES

Table 1

HISTORICAL SUMMARY OF DETECTED VOLATILE ORGANIC COMPOUNDS

Mako Groundwater Monitoring Program

48-50 Enter Lane, Islandia, NY

	Downgradient of Building #3				Downgradient of Building #3				Downgradient of Building #3				Upgradient of Building #3				Upgradient of Building #3			
	MW-2	***MW-2***	***MW-2***	***MW-2***	***MW-2I***	***MW-2I***	***MW-2I***	***MW-2I***	***MW-2D***	***MW-2D***	***MW-2D***	***MW-2D***	***MW-8***	***MW-8***	***MW-8***	***MW-8***	***MW-9***	***MW-9***	***MW-9***	***MW-9***
	2010	***2011***	***2012***	***2013***	***2010***	***2011***	***2012***	***2013***	***2010***	***2011***	***2012***	***2013***	***2010***	***2011***	***2012***	***2013***	***2010***	***2011***	***2012***	***2013***
Volatile Organic Compounds (ug/L)																				
1,1-Dichloroethene	460	50	6.5	2.4	NI	ND	ND	ND	NI	ND	ND	ND	NS	5.5	ND	ND	NS	ND	ND	ND
1,1,1-Trichloroethane	55,400	3,800	350	130	NI	ND	ND	ND	NI	ND	ND	ND	NS	490	31	21	NS	31	15	25
Tetrachloroethene	ND	17.7	6.8	3.6	NI	ND	ND	ND	NI	4	ND	ND	NS	15.8	1.7	1.2	NS	ND	ND	1.1

Notes:

ug/L - micrograms per Liter or parts per billion.

ND - Not Detected above laboratory detection limit.

NS - Not Sampled

NI - Not yet Installed

* - NYSDEC Division of Water Technical and Operational Guidance series (1.1.1) Ambient Water Quality Standards and Guidance Values, June 1998.

Exceeds GW Standard of 5 ug/L.

CA RICH ENVIRONMENTAL SPECIALISTS

Table 1 (cont.)

HISTORICAL SUMMARY OF DETECTED VOLATILE ORGANIC COMPOUNDS

Mako Groundwater Monitoring Program

48-50 Enter Lane, Islandia, NY

	Downgradient of Building #3				Downgradient of Building #3				Downgradient of Building #3				Upgradient of Building #3				Upgradient of Building #3			
	MW-2	*MW-2*	*MW-2*	*MW-2*	*MW-2I*	*MW-2I*	*MW-2I*	*MW-2I*	*MW-2D*	*MW-2D*	*MW-2D*	*MW-2D*	*MW-8*	*MW-8*	*MW-8*	*MW-8*	*MW-9*	*MW-9*	*MW-9*	*MW-9*
	Sept.	*June*	*Dec.*	*June*	*Sept.*	*June*	*Dec.*	*June*	*Sept.*	*June*	*Dec.*	*June*	*Sept.*	*June*	*Dec.*	*June*	*Sept.*	*June*	*Dec.*	*June*
	2014	*2015*	*2015*	*2016*	*2014*	*2015*	*2015*	*2016*	*2014*	*2015*	*2015*	*2016*	*2014*	*2015*	*2015*	*2016*	*2014*	*2015*	*2015*	*2016*
Volatile Organic Compounds (ug/L)																				
1,1-Dichloroethene	1.6	1.8	ND	ND	NS	ND	ND	ND	NS	ND	ND	ND	NS	ND	ND	ND	NS	ND	ND	ND
1,1,1-Trichloroethane	55	86.5	4	ND	NS	ND	ND	ND	NS	0.93	0.49	ND	NS	8.6	ND	ND	NS	12.2	1.2	0.38
Tetrachloroethene	2.9	6	ND	ND	NS	ND	ND	ND	NS	ND	ND	0.99	NS	0.91	ND	ND	NS	0.8	ND	ND

Notes:

ug/L - micrograms per Liter or parts per billion.

ND - Not Detected above laboratory detection limit.

NS - Not Sampled.

* - NYSDEC Division of Water Technical and Operational Guidance series (1.1.1) Ambient Water Quality Standards and Guidance Values, June 1998.

Exceeds GW Standard of 5 ug/L.

CA RICH ENVIRONMENTAL SPECIALISTS

Table 1 (cont.)

HISTORICAL SUMMARY OF DETECTED VOLATILE ORGANIC COMPOUNDS

Mako Groundwater Monitoring Program

48-50 Enter Lane, Islandia, NY

	Downgradient of Building #3			Downgradient of Building #3			Downgradient of Building #3			Upgradient of Building #3			Upgradient of Building #3		
	MW-2	***MW-2***	***MW-2***	***MW-2I***	***MW-2I***	***MW-2I***	***MW-2D***	***MW-2D***	***MW-2D***	***MW-8***	***MW-8***	***MW-8***	***MW-9***	***MW-9***	***MW-9***
	Feb.	***July***	***Jan***	***Feb.***	***July***	***Jan***	***Feb.***	***July***	***Jan***	***Feb.***	***July***	***Jan***	***Feb.***	***July***	***Jan***
	2019	***2019***	***2020***	***2019***	***2019***	***2020***	***2019***	***2019***	***2020***	***2019***	***2019***	***2020***	***2019***	***2019***	***2020***
Volatile Organic Compounds (ug/L)															
1,1-Dichloroethene	ND	ND	ND	ND	ND	ND	ND	ND	ND	ND	ND	ND	ND	ND	ND
1,1,1-Trichloroethane	ND	ND	ND	ND	ND	ND	ND	ND	ND	ND	ND	ND	ND	ND	ND
Tetrachloroethene	ND	ND	ND	ND	ND	ND	ND	ND	ND	ND	ND	ND	ND	ND	ND

Notes:

ug/L - micrograms per Liter or parts per billion.

ND - Not Detected above laboratory detection limit.

NS - Not Sampled.

* - NYSDEC Division of Water Technical and Operational Guidance series (1.1.1) Ambient Water Quality Standards and Guidance Values, June 1998.

Exceeds GW Standard of 5 ug/L.

RICH ENVIRONMENTAL SPECIALISTS

TABLE 2

Summary of Interior Soil Vapor Extraction System Raw Air Samples at Start-Up - July 2015 to February 2021
48-50 Enter Lane, Islandia, New York

Sample ID	**SVE-Shallow**	**INT SVE-Raw**	**INT SVE-Raw**	**INT SVE-Raw**	**INT SVE-Raw**	**INT SVE-Raw**	**INT SVE-Raw**	**INT SVE-Raw**	**INT SVE-Raw**	**INT SVE-Raw**	**INT SVE-Raw**
Matrix	Soil Vapor	Soil Vapor	Soil Vapor	Soil Vapor	Soil Vapor	Soil Vapor	Soil Vapor	Soil Vapor	Soil Vapor	Soil Vapor	Soil Vapor
Date Sampled	7/29/2015	12/22/2015	6/29/2016	1/5/2017	8/10/2017	1/24/2018	6/28/2018	2/7/2019	7/10/2019	1/8/2020	2/17/2021
	(Raw Air)	(SVE-Shallow)	(SVE-Shallow)	(SVE-Shallow)	(SVE-Shallow)	(SVE-Shallow)	(SVE-Shallow)	(SVE-Shallow)	(SVE-Shallow)	(SVE-Shallow)	(SVE-Shallow)
Volatile Organic Compounds (USEPA TO-15)											
Parameters	µg/M^3	µg/M^3	µg/M^3	µg/M^3	µg/M^3	µg/M^3	µg/M^3	µg/M^3	µg/M^3	µg/M^3	µg/M^3
Acetone	34.4	17	38	1,660	56.8	283	16	142	9.3	8.1	15
1,3-Butadiene	ND	ND	ND	ND	0.49	ND	ND	ND	ND	0.35 J	ND
Benzene	ND	ND	ND	ND	0.77	ND	1.9	0.35 J	ND	0.32 J	0.83
Benzyl Chloride	ND	ND	ND	ND	0.62 J	ND	ND	ND	ND	ND	ND
Carbon disulfide	ND	ND	ND	ND	58.9	ND	0.59 J	ND	ND	ND	ND
Chloroethane	ND	ND	ND	ND	0.37 J	ND	ND	ND	ND	ND	ND
Chloroform	ND	ND	4.9	ND	6.3	ND	3	ND	2.9	ND	ND
Chloromethane	ND	3.3	6.4	ND	8.3	ND	4.1	1.1	4.5	ND	0.27 J
Carbon Tetrachloride	ND	ND	ND	ND	ND	ND	ND	0.37 J	0.49 J	ND	0.42 J
Cyclohexane	ND	ND	ND	ND	0.65 J	ND	7.2	3.4	0.45 J	ND	ND
1,1-Dichloroethylene	**29**	**ND**	**ND**	**ND**	**ND**	**ND**	**ND**	**ND**	**ND**	**ND**	**ND**
1,4-Dioxane	ND	231	411	111	126	9.7 J	9.7	ND	ND	ND	ND
Dichlorodifluoromethane	ND	1.8 J	2.5 J	ND	3.4	ND	2.5	1.8	3	2	1.8
cis-1,2-Dichloroethylene	ND	ND	ND	ND	ND	ND	ND	ND	ND	ND	ND
trans-1,2-Dichloroethylene	ND	2.3 J	2.9 J	ND	ND	ND	ND	ND	ND	ND	ND
Ethyl alcohol (Ethanol)	ND	15	13	ND	22.6	26.9	11	15	12	9	38.6
Ethylbenzene	ND	24	ND	ND	5.2	ND	2	0.69 J	ND	ND	0.48 J
Ethyl Acetate	ND	31	ND	ND	11	23	ND	3.1	ND	ND	72.3
4-Ethyltoluene	ND	ND	ND	ND	0.88 J	ND	1.1	ND	ND	ND	ND
Heptane	ND	7	ND	ND	1.7	11 J	1.7	3.9	ND	ND	ND
Hexane	ND	4.9	ND	ND	0.95	ND	4.6	0.42 J	ND	ND	0.63 J
2-Hexanone	ND	ND	ND	ND	0.65 J	ND	ND	ND	ND	ND	ND
Isopropyl Alcohol	ND	1.7 J	6.1	ND	2.4	8.8 J	ND	2.3	0.69	1.7	4.2
Methylene Chloride	ND	ND	26	3,070	14	3,390	11	117	14	3	9.4
Methyl Ethyl Ketone	ND	3.5	4.4	13 J	10	ND	1.7	2.8	1.9	0.88	1.7
Methyl Isobutyl Ketone	ND	ND	ND	ND	0.86	ND	0.94	0.94	1.1	ND	0.66 J
Methylmethacrylate	ND	ND	ND	ND	ND	ND	ND	ND	ND	ND	1.4
Propylene	ND	ND	ND	1,960	1.7	ND	5	ND	ND	10	ND
Styrene	ND	ND	ND	ND	0.72 J	ND	0.47 J	ND	6.4	ND	0.43 J
1,1,1-Trichloroethane	**18,900**	**47**	**89.5**	**20 J**	**47**	**ND**	**21**	**3.2**	**23**	**1.1**	**2.6**
1,2,4-Trimethylbenzene	ND	ND	ND	ND	4.2	ND	4.7	1.1	ND	ND	0.69 J
1,3,5-Trimethylbenzene	ND	ND	ND	ND	0.88 J	ND	1.2	ND	ND	ND	ND
2,2,4-Trimethylpentane	10 J	17	ND	ND	ND	ND	60.7	47.6	ND	ND	ND
Tertiary Butyl Alcohol	ND	ND	ND	ND	ND	ND	ND	0.36 J	0.82	ND	ND
Tetrachloroethylene	**4,240**	**247**	**136**	**ND**	**97**	**65**	**1,110**	**18**	**71.9**	**7.5**	**26**
Tetrahydrofuran	ND	1.9 J	1.3 J	ND	7.1	ND	0.91	ND	0.41 J	ND	0.56 J
Toluene	11 J	70.1	2.2 J	357.0	26	40.7	18.0	122	1.4	0.75	3.8
Trichloroethylene	ND	1	10	11	5.4	51	3.8	0.38	4.8	0.28	0.31
Trichlorofluoromethane	68.6	ND	6.2	ND	6.2	ND	4.7	1.7	5.6	1.9	1.5
m + p Xylene	ND	189	2.9 J	ND	26	ND	6.9	2.8	ND	0.74 J	1.6
o Xylene	ND	82.1	ND	ND	11	ND	3	0.91	ND	ND	0.56 J
Xylenes (total)	ND	271	2.9 J	ND	36	ND	10	3.7	ND	0.74 J	2.1

Notes:

Concentrations reported in micrograms per cubic meter (ug/M^3).
ND - Indicates less than the method detection limit for specific compound (Non-detect).
J - Estimated Value.
NV - No Value.
Yellow highlighted rows are contaminants of concern

TABLE 3

Summary of Exterior Soil Vapor Extraction System Raw Air Samples at Start-Up - August 2015 to February 2021
48-50 Enter Lane, Islandia, New York

Sample ID	**SVE-Deep**	**EXT SVE-Raw**	**EXT SVE-Raw**	**EXT SVE-Raw**	**EXT SVE-Raw**	**EXT SVE-Raw**	**EXT SVE-Raw**	**EXT SVE-Raw**	**EXT SVE-Raw**	**EXT SVE-Raw**	**EXT SVE-Raw**
Matrix	Soil Vapor	Soil Vapor	Soil Vapor	Soil Vapor	Soil Vapor	Soil Vapor	Soil Vapor	Soil Vapor	Soil Vapor	Soil Vapor	Soil Vapor
Date Sampled	8/6/2015	12/22/2015	6/29/2016	1/5/2017	8/10/2017	1/24/2018	6/28/2018	2/7/2019	7/10/2019	1/8/2020	2/17/2021
	(Raw Air)	(SVE-Deep)	(SVE-Deep)	(SVE-Deep)	(SVE-Deep)	(SVE-Deep)	(SVE-Deep)	(SVE-Deep)	(SVE-Deep)	(SVE-Deep)	(SVE-Deep)
Volatile Organic Compounds (USEPA TO-15)											
Parameters	µg/M^3	µg/M^3	µg/M^3	µg/M^3	µg/M^3	µg/M^3	µg/M^3	µg/M^3	µg/M^3	µg/M^3	µg/M^3
Acetone	46.6	4	5.7	3.3	26.4	10	6.2	7.6	7.1	19	1.3
Benzene	ND	ND	ND	ND	ND	ND	ND	ND	ND	ND	ND
Carbon disulfide	ND	ND	ND	ND	1.1	ND	2.1	1.4	ND	ND	ND
Chloroform	ND	ND	2.8 J	4.9	3.6	3.8	3.5	1.4	1.6	2.9	2.4
Chloromethane	ND	ND	ND	ND	ND	ND	ND	0.23 J	0.39 J	ND	0.099 J
Carbon Tetrachloride	ND	ND	ND	ND	ND	0.26	ND	ND	ND	ND	ND
Cyclohexane	83.3	ND	ND	ND	ND	ND	ND	ND	ND	ND	7.9
1,1-Dichloroethane	ND	ND	ND	ND	ND	ND	0.33 J	ND	ND	ND	ND
1,1-Dichloroethylene	**368**	**15**	**1.7 J**	**1.4 J**	**0.44 J**	**ND**	**ND**	**ND**	**ND**	**ND**	**ND**
1,4-Dioxane	ND	24	19	12	14	5	2.7	ND	ND	ND	ND
Dichlorodifluoromethane	ND	2.5 J	2.7 J	3.2 J	3.1	2.9	2.8	2	3	2.1	1.8
cis-1,2-Dichloroethylene	ND	ND	1.5 J	ND	ND	ND	ND	ND	ND	ND	ND
trans-1,2-Dichloroethylene	ND	ND	ND	ND	ND	ND	ND	ND	ND	ND	ND
Ethyl alcohol (Ethanol)	ND	ND	ND	3.2 J	6	ND	2.1	3	4.9	8.7	4.7
Ethylbenzene	ND	ND	ND	ND	0.69 J	ND	0.61 J	ND	ND	ND	ND
Ethyl Acetate	ND	ND	ND	ND	2.6	ND	ND	1.5	ND	0.9	8.6
4-Ethyltoluene	ND	ND	ND	ND	0.59 J	ND	0.74	ND	ND	ND	ND
Freon 113	ND	ND	ND	ND	1.1 J	1.1	1.0 J	0.84 J	ND	ND	ND
Heptane	ND	ND	ND	ND	ND	ND	ND	ND	ND	ND	ND
Hexane	23 J	ND	ND	ND	ND	ND	ND	ND	ND	ND	2.1
2-Hexanone	ND	ND	ND	ND	0.61 J	1.8	ND	ND	ND	ND	ND
Isopropyl Alcohol	ND	ND	ND	ND	ND	ND	ND	2.1	1.2	22	2.9
Methylene Chloride	ND	ND	ND	4.2	ND	1.3	ND	0.42 J	ND	ND	0.94
Methyl Ethyl Ketone	48.4	ND	2.2 J	ND	5	3.5	0.71	1.2	2	9.7	ND
Methyl Isobutyl Ketone	ND	ND	ND	ND	0.41 J	ND	ND	ND	0.53 J	ND	ND
Methyl Tert Butyl Ether	ND	ND	ND	ND	2.5	ND	ND	ND	ND	ND	ND
Propylene	ND	ND	ND	ND	ND	ND	ND	ND	ND	ND	ND
Styrene	ND	ND	ND	ND	ND	ND	ND	ND	ND	ND	ND
1,1,1-Trichloroethane	**20,500**	**715**	**140**	**81.8**	**37**	**19**	**13**	**7.1**	**10**	**6**	**3.8**
1,2,4-Trimethylbenzene	ND	ND	ND	ND	2.9	ND	3	ND	ND	0.59 J	0.49 J
1,3,5-Trimethylbenzene	ND	ND	ND	ND	0.59 J	ND	0.59 J	ND	ND	ND	ND
2,2,4-Trimethylpentane	ND	ND	8.4	ND	ND	ND	3.60	61.2	24	ND	ND
Tertiary Butyl Alcohol	ND	ND	ND	ND	0.45 J	ND	ND	ND	0.64	0.55 J	ND
Tetrachloroethylene	**2,330**	**22**	**19**	**22**	**31**	**31**	**43**	**24**	**25**	**21**	**20**
Tetrahydrofuran	33 J	ND	2.1 J	ND	ND	ND	ND	ND	ND	4.7	ND
Toluene	ND	6	5.3	ND	1.5	0.68 J	1.5	0.41 J	ND	0.53 J	0.53 J
Trichloroethylene	ND	1.5	1.3	1	1	1.1	0.97	0.7	0.86	0.7	2
Trichlorofluoromethane	419	17	22	17	32	15	17	7.9	22	9.6	8.4
Vinyl Acetate	ND	ND	ND	ND	9.1	1.3	ND	ND	ND	ND	ND
m + p Xylene	ND	1.8 J	2.5 J	ND	3.1	0.56 J	2.6	0.52 J	ND	0.61 J	0.48 J
o Xylene	ND	ND	ND	ND	1.3	ND	1.20	ND	ND	ND	ND
Xylenes (total)	ND	1.8 J	2.5 J	ND	4.3	0.56 J	3.8	0.52 J	ND	0.61 J	0.48 J

Notes:

Concentrations reported in micrograms per cubic meter (ug/M^3).
ND - Indicates less than the method detection limit for specific compound (Non-detect).
J - Estimated Value.
NV - No Value.
Yellow highlighted rows are contaminants of concern

TABLE 4

SOIL VAPOR INTRUSION SAMPLING

Summary of Soil Vapor Samples: Soil Vapor Extraction (SVE) Systems Running vs SVE Systems Shutdown for Minimum 30 Days

48-50 Enter Lane, Hauppauge, New York

Sample ID	**INT SVE-Raw**	**EXT SVE-Raw**	**SV-48**	**IA-48**	**SV-50**	**IA-50**	**SV-52**	**IA-52**	**SV-54**	**IA-54**	***NYSDOH**
Matrix	Soil Vapor	Soil Vapor	Soil Vapor	Indoor Air	Soil Vapor	Indoor Air	Soil Vapor	Indoor Air	Soil Vapor	Indoor Air	Soil Vapor
Date Sampled	1/8/2020	1/8/2020	2/12/2020	2/12/2020	2/12/2020	2/12/2020	2/12/2020	2/12/2020	2/12/2020	2/12/2020	Guideline
SVE Systems Status	Systems On	Systems On	Systems Off	Systems Off	Systems Off	Systems Off	Systems Off	Systems Off	Systems Off	Systems Off	
Mako Building #/Unit #	Bldg 3/Unit 48 & 50	Bldg 3/Unit 48 & 50	Bldg 3/Unit 48	Bldg 3/Unit 48	Bldg 3/Unit 50	Bldg 3/Unit 50	Bldg 2/Unit 52	Bldg 2/Unit 52	Bldg 2/Unit 54	Bldg 2/Unit 54	
Volatile Organic Compounds (USEPA TO-15)											
Parameters	µg/M^3	µg/M^3	µg/M^3	µg/M^3	µg/M^3	µg/M^3	µg/M^3	µg/M^3	µg/M^3	µg/M^3	µg/M^3
Acetone	8.1	19	8.3	57.2	18	235	11	18	18	33.7	NV
1,3-Butadiene	0.35 J	ND	ND	ND	ND	ND	ND	ND	ND	ND	NV
Benzene	0.32 J	ND	2.1	0.67	12	0.77	18	0.58	14	0.51	NV
Benzyl Chloride	ND	ND	ND	ND	ND	ND	ND	ND	ND	ND	NV
Carbon disulfide	ND	ND	ND	ND	ND	ND	ND	ND	ND	ND	NV
Chlorobenzene	ND	ND	2.7	ND	7.8	ND	8.8	ND	6.4	ND	NV
Chloroethane	ND	ND	ND	ND	ND	ND	ND	ND	ND	ND	NV
Chloroform	ND	2.9	ND	ND	ND	ND	0.88 J	ND	11	ND	NV
Chloromethane	0.87	ND	ND	0.99	ND	1.2	ND	0.97	ND	0.95	NV
Carbon Tetrachloride	ND	ND	ND	0.4 J	ND	0.45 J	ND	0.41 J	ND	0.42 J	**60/6****
Cyclohexane	ND	ND	ND	0.41 J	ND	0.41 J	ND	0.65	ND	ND	NV
1,2-Dichloroethane	ND	ND	ND	ND	ND	ND	ND	ND	ND	2.3	NV
1,1-Dichloroethylene	ND	ND	ND	ND	ND	ND	ND	ND	ND	ND	**60/6****
1,4-Dioxane	ND	ND	ND	ND	ND	ND	ND	ND	ND	ND	NV
Dichlorodifluoromethane	2	2.1	1.8	2	1.8	2	1.7	2	1.8	2	NV
cis-1,2-Dichloroethylene	ND	ND	ND	ND	0.99	ND	ND	ND	ND	ND	NV
m-Dichlorobenzene	ND	ND	ND	ND	ND	2.7	ND	ND	5.6	ND	NV
p-Dichlorobenzene	ND	ND	ND	ND	0.66 J	ND	ND	ND	ND	ND	NV
trans-1,2-Dichloroethylene	ND	ND	ND	ND	ND	ND	ND	ND	ND	ND	NV
Ethyl alcohol (Ethanol)	9	8.7	7.5	39.6	26.6	105	6.8	16	5.5	19.2	NV
Ethylbenzene	ND	ND	1.4	1.6	2.8	0.87	2.6	1	1.9	0.65 J	NV
Ethyl Acetate	ND	0.9	2	4.3	5.4	30	6.5	10	6.5	2.8	NV
4-Ethyltoluene	ND	ND	1.7	ND	2.6	ND	2.3	ND	1.4	ND	NV
Heptane	ND	ND	ND	1.5	0.45 J	2.7	ND	0.66	ND	0.41 J	NV
Hexane	ND	ND	0.63 J	2.9	1.3	1.4	1.3	0.63	1.2	0.6	NV
2-Hexanone	ND	ND	ND	ND	ND	ND	ND	ND	ND	ND	NV
Isopropyl Alcohol	1.7	22	11	9.3	27.5	52.4	25.6	12	120 E	10	NV
Methylene Chloride	3	ND	7.3	34.7	131	486	1.9	3	1.2	1.5	**1000/100*****
Methyl Ethyl Ketone	0.88	9.7	1.9	6.2	6.5	21	5.3	1.8	7.7	1.6	NV
Methyl Isobutyl Ketone	ND	ND	ND	2.7	ND	0.53 J	ND	0.61 J	0.86	ND	NV
Propylene	10	ND	ND	ND	ND	ND	ND	ND	ND	ND	NV
Styrene	ND	ND	ND	1.3	ND	22	ND	1.1	ND	ND	NV
2,2,4-Trimethylpentane	ND	ND	ND	ND	ND	ND	ND	ND	ND	1.5	NV
1,1,1-Trichloroethane	**3.3**	**6**	**135**	**ND**	**51**	**ND**	**7.1**	**ND**	**1.8**	**ND**	**1000/100*****
1,2,4-Trimethylbenzene	ND	0.59 J	13	1.3	18	1.4	16	ND	9.3	ND	NV
1,3,5-Trimethylbenzene	ND	ND	2.3	0.44 J	3.2	0.46 J	2.8	ND	1.8	ND	NV
2,2,4-Trimethylpentane	ND	ND	0.89 J	ND	ND	ND	ND	ND	ND	ND	NV
Tertiary Butyl Alcohol	ND	0.55 J	ND	1.2	ND	4.5	ND	ND	0.58 J	ND	NV
Tetrachloroethylene	**7.5**	**21**	**19**	**0.54**	**30**	**0.37**	**2**	**0.61**	**2.2**	**1.2**	**1000/100*****
Tetrahydrofuran	ND	4.7	2.3	1.8	13	0.5	20	ND	17	ND	NV
Toluene	0.8	0.53 J	18	5.3	70.5	6.8	84.4	2.5	62.2	6.4	NV
Trichloroethylene	0.28	0.7	0.42	0.23	1.7	ND	ND	ND	0.19 J	0.22	**60/6****
Trichlorofluoromethane	1.9	9.6	2	1.1	1.2	1.1	0.9 J	1.1	0.96 J	1.1	NV
Vinyl Acetate	ND	ND	ND	ND	ND	35.9	ND	ND	ND	ND	NV
m + p Xylene	0.74 J	0.61 J	5.2	4	9.1	3	7.8	3.7	5.6	1.9	NV
o Xylene	ND	ND	3.2	1.2	5.2	1	4.3	0.91	3.1	0.69	NV
Xylenes (total)	0.74 J	0.61 J	8.3	5.2	14	4.1	13	4.8	8.7	2.6	NV

Notes:
** NYSDOH Guidance for Evaluating Soil Vapor Intrusion in New York State, May 2017, Soil Vapor/Indoor Air Matrices A, B & C - Air Guidance Values.*

***Matrix Table A - "No Further Action" if indoor air concentration is below 0.2 ug/m3 and sub-slab vapor concentration below 60 ug/m3; or "No Further Action" if indoor air concentration is below 1 ug/m3 and sub-slab vapor concentration below 6 ug/m3.*

****Matrix Table B - "No Further Action" if indoor air concentration is below 3 ug/m3 and sub-slab vapor concentration below 1,000 ug/m3; or "No Further Action" if indoor air concentration is below 10 ug/m3 and sub-slab vapor concentration below 100 ug/m3.*

Concentrations reported in micrograms per cubic meter (ug/M^3).
ND - Indicates less than the method detection limit for specific compound (Non-detect).
J - Estimated Value.
E - Value exceeds calibration range.
NV - No Value.

TABLE 5

SOIL VAPOR INTRUSION SAMPLING

Summary of Soil Vapor Samples: Soil Vapor Extraction (SVE) Systems Running vs SVE Systems Shutdown for Minimum 40 Days
SVE Systems Shutdown February 17,2021
48-50 Enter Lane, Hauppauge, New York

Sample ID	**INT SVE-Raw**	**EXT SVE-Raw**	**SV-48**	**IA-48**	**SV-50**	**IA-50**	**SV-52**	**IA-52**	**SV-54**	**IA-54**	
Matrix	Soil Vapor	Soil Vapor	Soil Vapor	Indoor Air	Soil Vapor	Indoor Air	Soil Vapor	Indoor Air	Soil Vapor	Indoor Air	***NYSDOH**
Date Sampled	2/17/2021	2/17/2021	3/31/2021	3/31/2021	3/31/2021	3/31/2021	3/31/2021	3/31/2021	3/31/2021	3/31/2021	Soil Vapor
SVE Systems Status	Systems On	Systems On	Systems Off	Systems Off	Systems Off	Systems Off	Systems Off	Systems Off	Systems Off	Systems Off	Guideline
Mako Building #/Unit #	Bldg 3/Unit 48 & 50	Bldg 3/Unit 48 & 50	Bldg 3/Unit 48	Bldg 3/Unit 48	Bldg 3/Unit 50	Bldg 3/Unit 50	Bldg 2/Unit 52	Bldg 2/Unit 52	Bldg 2/Unit 54	Bldg 2/Unit 54	
Volatile Organic Compounds (USEPA TO-15)											
Parameters	µg/M^3	µg/M^3	µg/M^3	µg/M^3	µg/M^3	µg/M^3	µg/M^3	µg/M^3	µg/M^3	µg/M^3	µg/M^3
Acetone	15	1.3	6.4	106	12	134	6.7	9.3	32.1	18	NV
1,3-Butadiene	ND	ND	ND	ND	ND	ND	ND	ND	ND	ND	NV
Benzene	0.83	ND	0.35 J	2.4	0.45 J	0.42 J	0.61 J	ND	1.9	0.27 J	NV
Benzyl Chloride	ND	ND	ND	ND	ND	ND	ND	ND	ND	ND	NV
Bromodichloromethane	ND	ND	ND	ND	ND	ND	ND	ND	5.4	ND	NV
Carbon disulfide	ND	ND	ND	0.25 J	0.62	ND	0.81	ND	3.1	ND	NV
Chlorobenzene	ND	ND	ND	ND	ND	ND	0.6 J	ND	ND	ND	NV
Chloroethane	ND	ND	ND	ND	ND	ND	ND	ND	ND	ND	NV
Chloroform	ND	2.4	ND	0.14 J	ND	ND	1.1	ND	37	ND	NV
Chloromethane	0.27 J	0.099 J	ND	0.97	ND	1.2	ND	0.99	0.25 J	1.1	NV
Carbon Tetrachloride	0.42 J	ND	0.59 J	0.69 J	0.47 J	0.46 J	0.3 J	0.47 J	0.47 J	0.48 J	**60/6****
Cyclohexane	ND	7.9	ND	1.8	1.9	2.5	ND	0.3 J	ND	ND	NV
1,2-Dichloroethane	ND	ND	ND	ND	ND	ND	ND	ND	ND	ND	NV
1,1-Dichloroethylene	**ND**	**ND**	**ND**	**ND**	**ND**	**ND**	**ND**	**ND**	**ND**	**ND**	**60/6****
1,4-Dioxane	ND	ND	ND	ND	ND	ND	ND	ND	ND	ND	NV
Dichlorodifluoromethane	1.8	1.8	1.7	1.5	1.7	1.6	1.6	1.5	1.6	1.6	NV
cis-1,2-Dichloroethylene	ND	ND	0.91	ND	ND	ND	ND	ND	ND	ND	NV
m-Dichlorobenzene	ND	ND	0.42 J	ND	0.9 J	ND	2.3	ND	ND	ND	NV
o-Dichlorobenzene	ND	ND	ND	ND	0.31 J	ND	1 J	ND	ND	ND	NV
p-Dichlorobenzene	ND	ND	ND	ND	ND	ND	2.2	ND	ND	ND	NV
trans-1,2-Dichloroethylene	ND	ND	ND	ND	ND	ND	ND	ND	ND	ND	NV
Ethyl alcohol (Ethanol)	38.6	4.7	22.6	115	19.2	150	22	16	103 E	40.7	NV
Ethylbenzene	0.48 J	ND	1	3.8	1	4.3	0.83 J	0.56 J	1	0.83	NV
Ethyl Acetate	72.3	8.6	2	6.8	1.8	13	1.8	1.7	2.6	1.2	NV
4-Ethyltoluene	ND	ND	0.54 J	0.59 J	ND	ND	0.54 J	ND	ND	ND	NV
Heptane	ND	ND	ND	3.1	0.82	2.4	ND	0.61 J	0.9	1.1	NV
Hexane	0.63 J	2.1	0.46 J	5.6	0.46 J	2	ND	0.74	0.74	0.67	NV
2-Hexanone	ND	ND	ND	ND	ND	ND	0.41 J	ND	ND	ND	NV
Isopropyl Alcohol	4.2	2.9	137	8.4	132 E	8.1	107 E	5.9	116 E	3.9	NV
Methylene Chloride	9.4	0.94	1.6	13	18	45.5	ND	ND	0.9	0.56	**1000/100*****
Methyl Ethyl Ketone	1.7	ND	2.5	4.7	6.2	2.4	2.2	1.4	49.3	7.1	NV
Methyl Isobutyl Ketone	0.66 J	ND	ND	4.1	0.45 J	0.82	ND	ND	12	0.41 J	NV
Methyl methacrylate	1.4	ND	ND	ND	ND	ND	ND	ND	0.86	ND	NV
Propylene	ND	ND	0.46 J	8.8	0.5 J	ND	1.6	ND	16	13	NV
Styrene	0.43 J	ND	ND	1.7	0.55 J	13	0.68 J	ND	ND	0.6 J	NV
2,2,4-Trimethylpentane	ND	ND	ND	ND	ND	ND	ND	ND	ND	ND	NV
1,1,1-Trichloroethane	**2.6**	**3.8**	**208**	**ND**	**53**	**ND**	**6.5**	**ND**	**1.3**	**ND**	**1000/100*****
1,2,4-Trichlorobenzene	ND	ND	ND	ND	ND	ND	2.2	ND	ND	ND	NV
1,2,4-Trimethylbenzene	0.69 J	0.49 J	2.6	3	2.4	1.3	2.3	ND	1.7	0.69 J	NV
1,3,5-Trimethylbenzene	ND	ND	0.59 J	0.84	0.49 J	0.4 J	0.47 J	ND	0.54 J	ND	NV
2,2,4-Trimethylpentane	ND	ND	ND	3.2	ND	ND	ND	ND	0.51 J	ND	NV
Tertiary Butyl Alcohol	ND	ND	0.58 J	1.7	0.55 J	ND	0.45 J	0.24 J	15	0.45 J	NV
Tetrachloroethylene	**26**	**20**	**113**	**8.8**	**43**	**0.32**	**4**	**ND**	**1.5**	**ND**	**1000/100*****
Tetrahydrofuran	0.56 J	ND	1.2	1.2	2.1	3.8	0.8	ND	1.2	ND	NV
Toluene	3.8	0.53 J	6	11	6.4	6	4.9	1.5	5.7	3.5	NV
Trichloroethylene	0.31	2	0.25	0.23	0.37	0.75	ND	ND	0.33	ND	**60/6****
Trichlorofluoromethane	1.5	8.4	6.2	1.1	1.5	1.1	1.1 J	1.1	1.2	1.1	NV
Vinyl Acetate	ND	ND	0.49 J	0.49 J	0.56 J	4.6	ND	0.63	ND	0.67	NV
m + p Xylene	1.6	0.48 J	2.9	17	3.1	21	2.3	1.9	2.3	2.6	NV
o Xylene	0.56 J	ND	1.2	6.5	1.3	8.3	0.91	0.48 J	1.2	0.78	NV
Xylenes (total)	2.1	0.48 J	4.1	23	4.3	30	3.2	2.3	3.6	3.3	NV

Notes:
** NYSDOH Guidance for Evaluating Soil Vapor Intrusion in New York State, May 2017, Soil Vapor/Indoor Air Matrices A, B & C - Air Guidance Values.*

***Matrix Table A - "No Further Action" if indoor air concentration is below 0.2 ug/m3 and sub-slab vapor concentration below 60 ug/m3; or*
"No Further Action" if indoor air concentration is below 1 ug/m3 and sub-slab vapor concentration below 6 ug/m3.

****Matrix Table B - "No Further Action" if indoor air concentration is below 3 ug/m3 and sub-slab vapor concentration below 1,000 ug/m3; or*
"No Further Action" if indoor air concentration is below 10 ug/m3 and sub-slab vapor concentration below 100 ug/m3.

Concentrations reported in micrograms per cubic meter (ug/M^3).
ND - Indicates less than the method detection limit for specific compound (Non-detect).
J - Estimated Value.
E - Value exceeds calibration range.
NV - No Value.

TABLE 6

SOIL VAPOR INTRUSION SAMPLING MARCH 2022

Summary of Soil Vapor Samples: Soil Vapor Extraction (SVE) Systems Off & Interior SVE System Converted to Sub-Slab Depressurization System

48-50 Enter Lane, Hauppauge, New York

Sample ID	**SV-48**	**IA-48**	**SV-50**	**IA-50**	
Matrix	Soil Vapor	Indoor Air	Soil Vapor	Indoor Air	***NYSDOH**
Date Sampled	3/10/2022	3/10/2022	3/10/2022	3/10/2022	Soil Vapor
SVE/SSD Systems Status	SVE Off/SSD On	SVE Off/SSD On	SVE Off/SSD On	SVE Off/SSD On	Guideline
Mako Building #/Unit #	Bldg 3/Unit 48	Bldg 3/Unit 48	Bldg 3/Unit 50	Bldg 3/Unit 50	
Volatile Organic Compounds (USEPA TO-15)					
Parameters	µg/M^3	µg/M^3	µg/M^3	µg/M^3	µg/M^3
Acetone	21	149	57.2	209	NV
Benzene	3.1	1.6	1.7	0.96	NV
Carbon disulfide	0.44 J	0.31 J	ND	ND	NV
Chlorobenzene	34	ND	24	ND	NV
Chloroform	30	0.445 J	ND	3.3	NV
Chloromethane	ND	1	ND	1	NV
Carbon Tetrachloride	0.61	0.75	ND	2.6	**60/6****
Cyclohexane	ND	1.5	ND	1	NV
1,1-Dichloroethane	0.77 J	ND	ND	ND	NV
1,1-Dichloroethylene	**0.44**	**ND**	**ND**	**ND**	**60/6****
Dichlorodifluoromethane	2	1.7	2	1.5	NV
trans-1,2-Dichloroethylene	0.4 J	ND	ND	ND	NV
cis-1,2-Dichloroethylene	ND	ND	ND	ND	NV
m-Dichlorobenzene	1.6	ND	1.5	ND	NV
o-Dichlorobenzene	31	ND	26	ND	NV
p-Dichlorobenzene	24	ND	21	ND	NV
Ethyl alcohol (Ethanol)	27.5	386 E	25.8	98.4	NV
Ethylbenzene	1.8	4.3	1.5	6.1	NV
Ethyl Acetate	ND	9.4	5.8	31	NV
4-Ethyltoluene	ND	1.4	ND	0.93	NV
Heptane	ND	3.7	ND	0.82	NV
Hexane	0.53 J	4.2	ND	3.9	NV
2-Hexanone	0.86	1.3	0.7 J	ND	NV
Isopropyl Alcohol	175 E	11	111	23	NV
Methylene Chloride	7.6	14	170	188	**1000/100*****
Methyl Ethyl Ketone	8	5.3	5.9	17	NV
Methyl Isobutyl Ketone	2.1	9.4	ND	0.4 J	NV
Propylene	ND	ND	ND	ND	NV
Styrene	ND	0.55 J	ND	1.8	NV
1,1,1-Trichloroethane	**51**	**ND**	**1.7**	**ND**	**1000/100*****
1,2,4-Trimethylbenzene	0.49 J	1.5	ND	1.2	NV
1,3,5-Trimethylbenzene	ND	0.43 J	ND	0.38 J	NV
2,2,4-Trimethylpentane	ND	1.9	ND	0.45 J	NV
Tertiary Butyl Alcohol	1.6	1.1	1.1	0.76	NV
Tetrachloroethylene	**15**	**2**	**4.7**	**2.8**	**1000/100*****
Tetrahydrofuran	6.5	ND	4.7	7.1	NV
Toluene	30	8.3	18	7.9	NV
Trichloroethylene	0.59	0.42	0.75	1.9	**60/6****
Trichlorofluoromethane	1.2	1.2	1.2	1.5	NV
Vinyl Acetate	ND	ND	ND	9.8	NV
m + p Xylene	3.6	22	4.8	26	NV
o Xylene	2.6	6.1	2.5	7.8	NV
Xylenes (total)	6.1	28	6.9	34	NV

Notes:
** NYSDOH Guidance for Evaluating Soil Vapor Intrusion in New York State, May 2017, Soil Vapor/Indoor Air Matrices A, B & C - Air Guidance Values.*

***Matrix Table A - "No Further Action" if indoor air concentration is below 0.2 ug/m3 and sub-slab vapor concentration below 60 ug/m3; or "No Further Action" if indoor air concentration is below 1 ug/m3 and sub-slab vapor concentration below 6 ug/m3.*

****Matrix Table B - "No Further Action" if indoor air concentration is below 3 ug/m3 and sub-slab vapor concentration below 1,000 ug/m3; or "No Further Action" if indoor air concentration is below 10 ug/m3 and sub-slab vapor concentration below 100 ug/m3.*

Concentrations reported in micrograms per cubic meter (ug/M^3).
ND - Indicates less than the method detection limit for specific compound (Non-detect).
J - Estimated Value.
E - Value exceeds calibration range.
NV - No Value.

TABLE 7

SOIL VAPOR INTRUSION SAMPLING MARCH 2023

Summary of Soil Vapor Samples: Soil Vapor Extraction (SVE) Systems Off & Interior SVE System Converted to Sub-Slab Depressurization System

48-50 Enter Lane, Hauppauge, New York

Sample ID	**SV-48**	**IA-48**	**SV-50**	**IA-50**	
Matrix	Soil Vapor	Indoor Air	Soil Vapor	Indoor Air	***NYSDOH**
Date Sampled	3/2/2023	3/2/2023	3/2/2023	3/2/2023	Soil Vapor
SVE/SSD Systems Status	SVE Off/SSD On	SVE Off/SSD On	SVE Off/SSD On	SVE Off/SSD On	Guideline
Mako Building #/Unit #	Bldg 3/Unit 48	Bldg 3/Unit 48	Bldg 3/Unit 50	Bldg 3/Unit 50	
Volatile Organic Compounds (USEPA TO-15)					
Parameters	µg/M^3	µg/M^3	µg/M^3	µg/M^3	µg/M^3
Acetone	23	235	109	534[a]	NV
1,3-Butadiene	0.46	ND	ND	0.42	NV
Benzene	6.4	2.8	3.2	1.7	NV
Carbon disulfide	ND	ND	0.37 J	ND	NV
Chlorobenzene	3.7	ND	3.4	ND	NV
Chloroform	3.9	ND	ND	ND	NV
Chloromethane	ND	1.3	ND	1.5	NV
Carbon Tetrachloride	ND	ND	ND	ND	**60/6****
Cyclohexane	0.45 J	1.4	ND	0.89	NV
1,1-Dichloroethane	0.77 J	ND	ND	ND	NV
1,1-Dichloroethylene	**ND**	**ND**	**ND**	**ND**	**60/6****
Dichlorodifluoromethane	1.9	1.9	1.7	1.8	NV
trans-1,2-Dichloroethylene	ND	ND	ND	ND	NV
cis-1,2-Dichloroethylene	ND	ND	ND	ND	NV
m-Dichlorobenzene	2.7	ND	2.9	ND	NV
o-Dichlorobenzene	0.9	ND	1	ND	NV
p-Dichlorobenzene	ND	ND	1.3	ND	NV
Ethyl alcohol (Ethanol)	21.1	46.5	74.6	185[a]	NV
Ethylbenzene	1.7	3.9	1	1.8	NV
Ethyl Acetate	5.8	8.6	9	26	NV
Freon 113	ND	ND	ND	0.52 J	NV
4-Ethyltoluene	ND	ND	ND	ND	NV
Heptane	0.41 J	3	0.49 J	3.4	NV
Hexane	ND	4.2	ND	2.4	NV
2-Hexanone	0.61 J	ND	0.65 J	ND	NV
Isopropyl Alcohol	31	8.1	27.5	15	NV
Methylene Chloride	3.1	7.3	44.1	60.1	**1000/100*****
Methyl Ethyl Ketone	3.8	4.7	6.5	13	NV
Methyl Isobutyl Ketone	0.66 J	2.6	1.6	2.1	NV
Propylene	ND	ND	ND	ND	NV
Styrene	0.68 J	0.41 J	ND	0.51 J	NV
1,1,1-Trichloroethane	**16**	**ND**	**2**	**ND**	**1000/100*****
1,2,4-Trimethylbenzene	0.64 J	0.88	0.49 J	1	NV
1,3,5-Trimethylbenzene	ND	ND	ND	0.38	NV
2,2,4-Trimethylpentane	ND	1.2	ND	0.56	NV
Tertiary Butyl Alcohol	1.4	0.64	1.1	ND	NV
Tetrachloroethylene	**12**	**1.8**	**4.8**	**0.62**	**1000/100*****
Tetrahydrofuran	5.6	0.83	5.9	9.1	NV
Toluene	37	7.5	29	6.8	NV
Trichloroethylene	0.25	ND	0.59	0.54	**60/6****
Trichlorofluoromethane	1.3	1.2	1.2	1.3	NV
Vinyl Acetate	0.7	ND	ND	4.2	NV
m + p Xylene	6.1	19	3.8	6.9	NV
o Xylene	2.5	5.6	1.4	2.1	NV
Xylenes (total)	8.7	24	5.2	9.1	NV

Notes:

** NYSDOH Guidance for Evaluating Soil Vapor Intrusion in New York State, May 2017, Soil Vapor/Indoor Air Matrices A, B & C - Air Guidance Values.*

***Matrix Table A - "No Further Action" if indoor air concentration is below 0.2 ug/m3 and sub-slab vapor concentration below 60 ug/m3; or "No Further Action" if indoor air concentration is below 1 ug/m3 and sub-slab vapor concentration below 6 ug/m3.*

****Matrix Table B - "No Further Action" if indoor air concentration is below 3 ug/m3 and sub-slab vapor concentration below 1,000 ug/m3; or "No Further Action" if indoor air concentration is below 10 ug/m3 and sub-slab vapor concentration below 100 ug/m3.*

Concentrations reported in micrograms per cubic meter (ug/M^3).
ND - Indicates less than the method detection limit for specific compound (Non-detect).
J - Estimated Value.
E - Value exceeds calibration range.
NV - No Value.
[a] - Associated CCV outside of control limits low. Tis compound in blank spike is outside house QC limits bias low.

GRAPHS

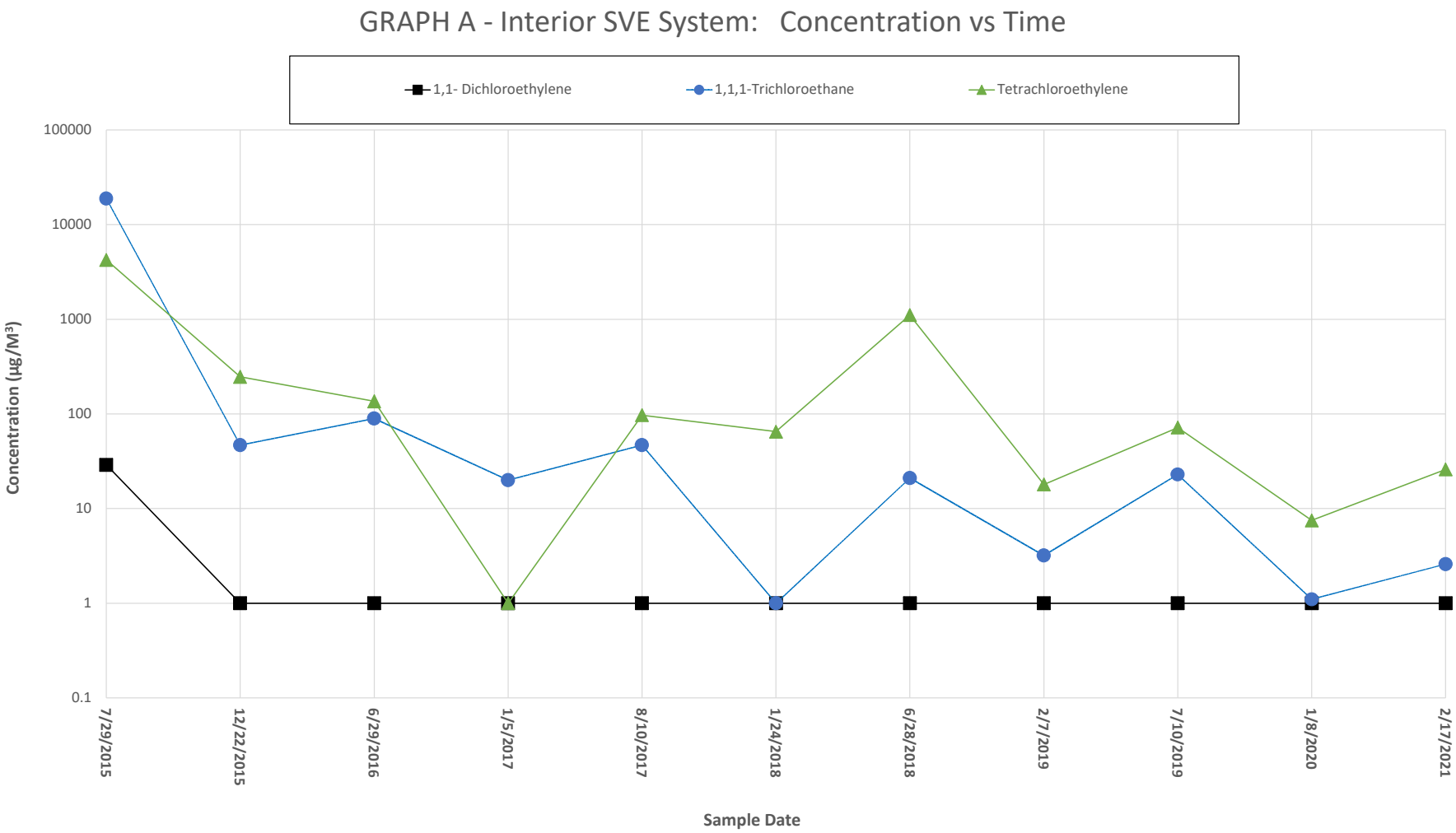
GRAPH A - Interior SVE System: Concentration vs Time
1,1- Dichloroethylene
1,1,1-Trichloroethane
Tetrachloroethylene
Concentration (µg/M³)
100000
10000
1000
100
10
1
0.1
7/29/2015
12/22/2015
6/29/2016
1/5/2017
8/10/2017
1/24/2018
6/28/2018
2/7/2019
7/10/2019
1/8/2020
2/17/2021
Sample Date

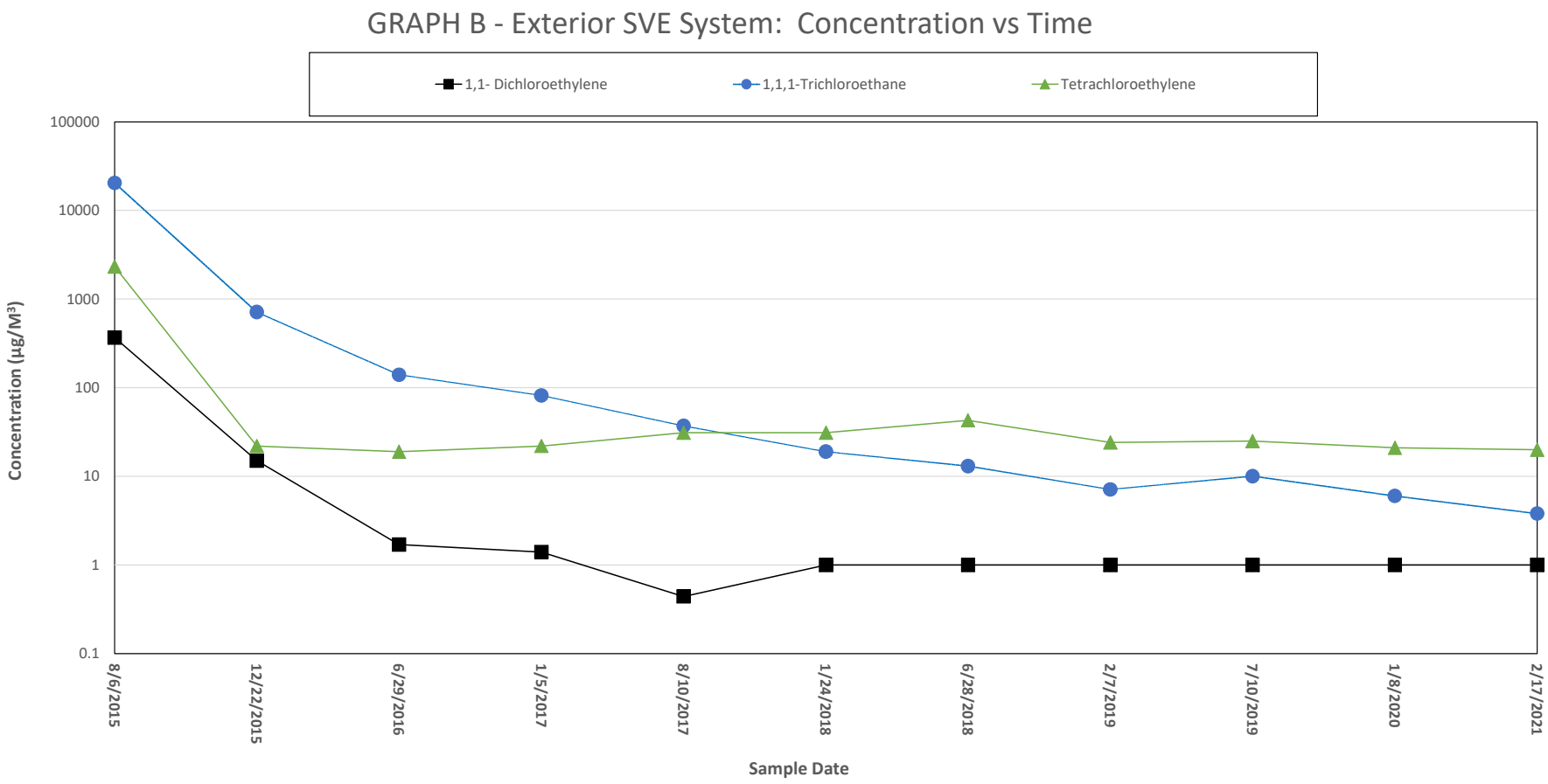
GRAPH B - Exterior SVE System: Concentration vs Time
1,1- Dichloroethylene
1,1,1-Trichloroethane
Tetrachloroethylene
Concentration (µg/M³)
100000
10000
1000
100
10
1
0.1
8/6/2015
12/22/2015
6/29/2016
1/5/2017
8/10/2017
1/24/2018
6/28/2018
2/7/2019
7/10/2019
1/8/2020
2/17/2021
Sample Date

EXHIBITS

EXHIBIT A

NYSDEC 2022 PRR Apporoval Letter – October 2022

NEW YORK STATE DEPARTMENT OF ENVIRONMENTAL CONSERVATION

Division of Environmental Remediation, Region 1
SUNY @ Stony Brook, 50 Circle Road, Stony Brook, NY 11790
P: (631) 444-0240 | F: (631) 444-0248
www.dec.ny.gov

SENT VIA EMAIL ONLY

October 19, 2022

Jim Kogel
Mako Properties Limited
931B Conklin Street
Farmingdale, NY 11736-2429
Email: jim@brentmako.com

Re: Site Management (SM) Periodic Review Report (PRR) Response Letter
48-50 Enter Lane, Islip
Suffolk County, Site No.: 152230

Dear Mr. Kogel:

The Department has reviewed your Periodic Review Report (PRR) and IC/EC Certification for following period: May 01, 2021 to May 01, 2022.

The Department hereby accepts the PRR and associated Certification, while noting the following:

1. The soil vapor extraction (SVE) system has been converted into sub-slab depressurization system (SSDS).
2. You are required to conduct the sub-slab and indoor air sampling during the next heating season to confirm the system's modification is correctly working to mitigate the potential for exposure via soil vapor intrusion.
3. You are required to submit revised SMP incorporating all changes with appropriate texts, in relation to elimination of ground water sampling, for the Department's review & approval.

The frequency of Periodic Reviews for this site is 1 year. Your next PRR is due on June 01, 2023. You will receive a reminder letter and updated certification form 75-days prior to the due date. Regardless of receipt or not, of the reminder notice, the next PRR including signed certification form, is still due on the date specified above.

If you have any questions, please feel free to contact me at (631) 444-0242 or jahan.reza@dec.ny.gov.

Sincerely,

Jahan Reza
Project Manager

ec: R. Mustico, Director, DER, BURA A
G. Desai, RHWRE, DER, Region 1
C. Bethoney, DOH Section Chief
A. Parretta, DOH Project Manager
M. Yager, Consultant

EXHIBIT B

Soil Vapor Intrusion Laboratory Results – March 2023

The results set forth herein are provided by SGS North America Inc.

e-Hardcopy 2.0
Automated Report

Technical Report for

C. A. Rich Consultants

Brent Mako Building 3 Investigation, Enter Lane, Islandia, NY

SGS Job Number: JD61280

Sampling Date: 03/02/23

Report to:

C. A. Rich Consultants
17 Dupont Street
Plainview, NY 11803
MYager@CarichInc.com

ATTN: Michael Yager

Total number of pages in report: **1160**

Test results contained within this data package meet the requirements of the National Environmental Laboratory Accreditation Program and/or state specific certification programs as applicable.

David Chastain
General Manager

Client Service contact: Jadon Schiller 732-329-0200

Certifications: NJ(12129), NY(10983), CA, CT, FL, IL, IN, KS, KY, LA, MA, MD, ME, MN, NC, OH VAP (CL0056), AK (UST-103), AZ (AZ0786), PA(68-00408), RI, SC, TX, UT, VA, WV

This report shall not be reproduced, except in its entirety, without the written approval of SGS.
Test results relate only to samples analyzed.

SGS is the sole authority for authorizing edits or modifications to this document.
Unauthorized modification of this report is strictly prohibited.
Review standard terms at: http://www.sgs.com/en/terms-and-conditions

Please share your ideas about
how we can serve you better at:
EHS.US.CustomerCare@sgs.com

Table of Contents

-1-

Section 1: Sample Summary **3**
Section 2: Case Narrative/Conformance Summary **4**
Section 3: Summary of Hits **5**
Section 4: Sample Results **12**
4.1: JD61280-1: SV-48 13
4.2: JD61280-2: SV-50 15
4.3: JD61280-3: IA-48 17
4.4: JD61280-4: IA-50 20
4.5: JD61280-5: OA-AA 23
Section 5: Misc. Forms **26**
5.1: Chain of Custody 27
5.2: Summa Canister and Flow Controller Log 30
5.3: Sample Tracking Chronicle 31
5.4: 2021 MDL Study - Method: TO-15 32
Section 6: MS Volatiles - QC Data Summaries **34**
6.1: Method Blank Summary 35
6.2: Blank Spike/Blank Spike Duplicate Summary 47
6.3: Duplicate Summary 59
6.4: Summa Cleaning Certification 65
6.5: Instrument Performance Checks (BFB) 74
6.6: Internal Standard Area Summaries 82
6.7: Initial Calibration RT/ISTD Area Summaries 86
6.8: Surrogate Recovery Summaries 164
6.9: Initial and Continuing Calibration Summaries 165
6.10: Run Sequence Reports 197
Section 7: MS Volatiles - Raw Data **204**
7.1: Samples 205
7.2: Method Blanks 323
7.3: Blank Spike/Blank Spike Duplicates 331
7.4: Duplicates 374
7.5: Summa Cleaning Certifications 410
7.6: Instrument Performance Checks (BFB) 416
7.7: Initial and Continuing Calibrations 430
7.8: Instrument Run Logs 1153

SGS North America Inc.

Sample Summary

C. A. Rich Consultants

Job No: JD61280

Brent Mako Building 3 Investigation, Enter Lane, Islandia, NY

Sample Number	Collected Date	Time	By	Received	Matrix Code	Type	Client Sample ID
JD61280-1	03/02/23	14:30	MY	03/03/23	AIR	Soil Vapor Comp.	SV-48
JD61280-2	03/02/23	15:03	MY	03/03/23	AIR	Soil Vapor Comp.	SV-50
JD61280-3	03/02/23	14:28	MY	03/03/23	AIR	Indoor Air Comp.	IA-48
JD61280-4	03/02/23	15:12	MY	03/03/23	AIR	Indoor Air Comp.	IA-50
JD61280-5	03/02/23	15:20	MY	03/03/23	AIR	Ambient Air Comp.	OA-AA

This report contains results reported as ND = Not detected. The following applies:
Organics ND = Not detected above the MDL

CASE NARRATIVE / CONFORMANCE SUMMARY

Client:	C. A. Rich Consultants	**Job No:**	JD61280
Site:	Brent Mako Building 3 Investigation, Enter Lane, Islandia, NY	**Report Date**	3/23/2023 11:30:54 A

On 03/03/2023, 5 sample(s), 0 Trip Blank(s), and 0 Field Blank(s) were received at SGS North America Inc. (SGS) . An SGS Job Number of JD61280 was assigned to the project. The lab sample ID, client sample ID, and date of sample collection are detailed in the report's Results Summary.

Specified quality control criteria were achieved for this job except as noted below. For more information, please refer to the analytical results and QC summary pages.

MS Volatiles By Method TO-15

Matrix: AIR **Batch ID:** V7W47

- All samples were analyzed within the recommended method holding time.
- All method blanks for this batch meet method specific criteria.
- Sample(s) JD61695-1DUP were used as the QC samples indicated.
- The duplicate RPD(s) for Heptane, Methyl Isobutyl Ketone, Methylene chloride are outside control limits. RPD acceptable due to low DUP and sample concentrations.

Matrix: AIR **Batch ID:** V7W51

- All samples were analyzed within the recommended method holding time.
- All method blanks for this batch meet method specific criteria.
- Sample(s) JD61394-1DUP were used as the QC samples indicated.
- JD61280-5 for Benzyl Chloride: Associated CCV outside of control limits low. This compound in blank spike is outside in house QC limits bias low.
- JD61280-5 for 2-Hexanone: Associated CCV outside of control limits high, sample was ND.
- V7W51-BS for Benzyl Chloride: Outside in house control limits.

SGS certifies that data reported for samples received, listed on the associated custody chain or analytical task order, were produced to specifications meeting SGS's Quality System precision, accuracy and completeness objectives except as noted.

Estimated non-standard method measurement uncertainty data is available on request, based on quality control bias and implicit for standard methods. Acceptable uncertainty requires tested parameter quality control data to meet method criteria.

SGS is not responsible for data quality assumptions if partial reports are used and recommends that this report be used in its entirety. This report is authorized by SGS indicated via signature on the report cover.

Summary of Hits

Job Number: JD61280
Account: C. A. Rich Consultants
Project: Brent Mako Building 3 Investigation, Enter Lane, Islandia, NY
Collected: 03/02/23

3

Lab Sample ID Analyte	Client Sample ID	Result/ Qual	RL	MDL	Units	Method
JD61280-1	**SV-48**					
Acetone (2-Propanone)		9.6	0.20	0.15	ppbv	TO-15
1,3-Butadiene		0.21	0.20	0.084	ppbv	TO-15
Benzene		2.0	0.20	0.062	ppbv	TO-15
Chlorobenzene		0.81	0.20	0.074	ppbv	TO-15
Chloroform		0.79	0.20	0.037	ppbv	TO-15
Cyclohexane		0.13 J	0.20	0.11	ppbv	TO-15
Dichlorodifluoromethane		0.38	0.20	0.032	ppbv	TO-15
m-Dichlorobenzene		0.45	0.10	0.040	ppbv	TO-15
o-Dichlorobenzene		0.15	0.040	0.15	ppbv	TO-15
Ethanol		11.2	0.50	0.39	ppbv	TO-15
Ethylbenzene		0.39	0.20	0.061	ppbv	TO-15
Ethyl Acetate		1.6	0.20	0.10	ppbv	TO-15
Heptane		0.10 J	0.20	0.092	ppbv	TO-15
2-Hexanone		0.15 J	0.20	0.15	ppbv	TO-15
Isopropyl Alcohol		12.6	0.20	0.14	ppbv	TO-15
Methylene chloride		0.88	0.20	0.056	ppbv	TO-15
Methyl ethyl ketone		1.3	0.20	0.11	ppbv	TO-15
Methyl Isobutyl Ketone		0.16 J	0.20	0.073	ppbv	TO-15
Styrene		0.16 J	0.20	0.12	ppbv	TO-15
1,1,1-Trichloroethane		3.0	0.10	0.037	ppbv	TO-15
1,2,4-Trimethylbenzene		0.13 J	0.20	0.087	ppbv	TO-15
Tertiary Butyl Alcohol		0.45	0.20	0.093	ppbv	TO-15
Tetrachloroethylene		1.7	0.040	0.014	ppbv	TO-15
Tetrahydrofuran		1.9	0.20	0.090	ppbv	TO-15
Toluene		9.9	0.20	0.057	ppbv	TO-15
Trichloroethylene		0.046	0.040	0.019	ppbv	TO-15
Trichlorofluoromethane		0.23	0.10	0.036	ppbv	TO-15
Vinyl Acetate		0.20	0.20	0.11	ppbv	TO-15
m,p-Xylene		1.4	0.20	0.14	ppbv	TO-15
o-Xylene		0.57	0.20	0.077	ppbv	TO-15
Xylenes (total)		2.0	0.20	0.077	ppbv	TO-15
Acetone (2-Propanone)		23	0.48	0.36	ug/m3	TO-15
1,3-Butadiene		0.46	0.44	0.19	ug/m3	TO-15
Benzene		6.4	0.64	0.20	ug/m3	TO-15
Chlorobenzene		3.7	0.92	0.34	ug/m3	TO-15
Chloroform		3.9	0.98	0.18	ug/m3	TO-15
Cyclohexane		0.45 J	0.69	0.38	ug/m3	TO-15
Dichlorodifluoromethane		1.9	0.99	0.16	ug/m3	TO-15
m-Dichlorobenzene		2.7	0.60	0.24	ug/m3	TO-15
o-Dichlorobenzene		0.90	0.24	0.90	ug/m3	TO-15
Ethanol		21.1	0.94	0.73	ug/m3	TO-15
Ethylbenzene		1.7	0.87	0.26	ug/m3	TO-15
Ethyl Acetate		5.8	0.72	0.36	ug/m3	TO-15

Summary of Hits

Job Number: JD61280
Account: C. A. Rich Consultants
Project: Brent Mako Building 3 Investigation, Enter Lane, Islandia, NY
Collected: 03/02/23

3

Lab Sample ID Client Sample ID Analyte	Result/ Qual	RL	MDL	Units	Method
Heptane	0.41 J	0.82	0.38	ug/m3	TO-15
2-Hexanone	0.61 J	0.82	0.61	ug/m3	TO-15
Isopropyl Alcohol	31.0	0.49	0.34	ug/m3	TO-15
Methylene chloride	3.1	0.69	0.19	ug/m3	TO-15
Methyl ethyl ketone	3.8	0.59	0.32	ug/m3	TO-15
Methyl Isobutyl Ketone	0.66 J	0.82	0.30	ug/m3	TO-15
Styrene	0.68 J	0.85	0.51	ug/m3	TO-15
1,1,1-Trichloroethane	16	0.55	0.20	ug/m3	TO-15
1,2,4-Trimethylbenzene	0.64 J	0.98	0.43	ug/m3	TO-15
Tertiary Butyl Alcohol	1.4	0.61	0.28	ug/m3	TO-15
Tetrachloroethylene	12	0.27	0.095	ug/m3	TO-15
Tetrahydrofuran	5.6	0.59	0.27	ug/m3	TO-15
Toluene	37	0.75	0.21	ug/m3	TO-15
Trichloroethylene	0.25	0.21	0.10	ug/m3	TO-15
Trichlorofluoromethane	1.3	0.56	0.20	ug/m3	TO-15
Vinyl Acetate	0.70	0.70	0.39	ug/m3	TO-15
m,p-Xylene	6.1	0.87	0.61	ug/m3	TO-15
o-Xylene	2.5	0.87	0.33	ug/m3	TO-15
Xylenes (total)	8.7	0.87	0.33	ug/m3	TO-15
JD61280-2 SV-50					
Acetone (2-Propanone)	45.8	0.20	0.15	ppbv	TO-15
Benzene	1.0	0.20	0.062	ppbv	TO-15
Carbon disulfide	0.12 J	0.20	0.045	ppbv	TO-15
Chlorobenzene	0.73	0.20	0.074	ppbv	TO-15
Dichlorodifluoromethane	0.35	0.20	0.032	ppbv	TO-15
m-Dichlorobenzene	0.49	0.10	0.040	ppbv	TO-15
o-Dichlorobenzene	0.17	0.040	0.15	ppbv	TO-15
p-Dichlorobenzene	0.21	0.10	0.19	ppbv	TO-15
Ethanol	39.6	0.50	0.39	ppbv	TO-15
Ethylbenzene	0.23	0.20	0.061	ppbv	TO-15
Ethyl Acetate	2.5	0.20	0.10	ppbv	TO-15
Heptane	0.12 J	0.20	0.092	ppbv	TO-15
2-Hexanone	0.16 J	0.20	0.15	ppbv	TO-15
Isopropyl Alcohol	11.2	0.20	0.14	ppbv	TO-15
Methylene chloride	12.7	0.20	0.056	ppbv	TO-15
Methyl ethyl ketone	2.2	0.20	0.11	ppbv	TO-15
Methyl Isobutyl Ketone	0.38	0.20	0.073	ppbv	TO-15
1,1,1-Trichloroethane	0.37	0.10	0.037	ppbv	TO-15
1,2,4-Trimethylbenzene	0.10 J	0.20	0.087	ppbv	TO-15
Tertiary Butyl Alcohol	0.36	0.20	0.093	ppbv	TO-15
Tetrachloroethylene	0.71	0.040	0.014	ppbv	TO-15
Tetrahydrofuran	2.0	0.20	0.090	ppbv	TO-15
Toluene	7.8	0.20	0.057	ppbv	TO-15

Summary of Hits

Job Number: JD61280
Account: C. A. Rich Consultants
Project: Brent Mako Building 3 Investigation, Enter Lane, Islandia, NY
Collected: 03/02/23

Lab Sample ID Client Sample ID Analyte	Result/ Qual	RL	MDL	Units	Method
Trichloroethylene	0.11	0.040	0.019	ppbv	TO-15
Trichlorofluoromethane	0.22	0.10	0.036	ppbv	TO-15
m,p-Xylene	0.87	0.20	0.14	ppbv	TO-15
o-Xylene	0.32	0.20	0.077	ppbv	TO-15
Xylenes (total)	1.2	0.20	0.077	ppbv	TO-15
Acetone (2-Propanone)	109	0.48	0.36	ug/m3	TO-15
Benzene	3.2	0.64	0.20	ug/m3	TO-15
Carbon disulfide	0.37 J	0.62	0.14	ug/m3	TO-15
Chlorobenzene	3.4	0.92	0.34	ug/m3	TO-15
Dichlorodifluoromethane	1.7	0.99	0.16	ug/m3	TO-15
m-Dichlorobenzene	2.9	0.60	0.24	ug/m3	TO-15
o-Dichlorobenzene	1.0	0.24	0.90	ug/m3	TO-15
p-Dichlorobenzene	1.3	0.60	1.1	ug/m3	TO-15
Ethanol	74.6	0.94	0.73	ug/m3	TO-15
Ethylbenzene	1.0	0.87	0.26	ug/m3	TO-15
Ethyl Acetate	9.0	0.72	0.36	ug/m3	TO-15
Heptane	0.49 J	0.82	0.38	ug/m3	TO-15
2-Hexanone	0.65 J	0.82	0.61	ug/m3	TO-15
Isopropyl Alcohol	27.5	0.49	0.34	ug/m3	TO-15
Methylene chloride	44.1	0.69	0.19	ug/m3	TO-15
Methyl ethyl ketone	6.5	0.59	0.32	ug/m3	TO-15
Methyl Isobutyl Ketone	1.6	0.82	0.30	ug/m3	TO-15
1,1,1-Trichloroethane	2.0	0.55	0.20	ug/m3	TO-15
1,2,4-Trimethylbenzene	0.49 J	0.98	0.43	ug/m3	TO-15
Tertiary Butyl Alcohol	1.1	0.61	0.28	ug/m3	TO-15
Tetrachloroethylene	4.8	0.27	0.095	ug/m3	TO-15
Tetrahydrofuran	5.9	0.59	0.27	ug/m3	TO-15
Toluene	29	0.75	0.21	ug/m3	TO-15
Trichloroethylene	0.59	0.21	0.10	ug/m3	TO-15
Trichlorofluoromethane	1.2	0.56	0.20	ug/m3	TO-15
m,p-Xylene	3.8	0.87	0.61	ug/m3	TO-15
o-Xylene	1.4	0.87	0.33	ug/m3	TO-15
Xylenes (total)	5.2	0.87	0.33	ug/m3	TO-15
JD61280-3 IA-48					
Acetone (2-Propanone)	99.1	0.80	0.58	ppbv	TO-15
Benzene	0.88	0.16	0.050	ppbv	TO-15
Chloromethane	0.65	0.16	0.072	ppbv	TO-15
Cyclohexane	0.40	0.16	0.088	ppbv	TO-15
Dichlorodifluoromethane	0.38	0.16	0.026	ppbv	TO-15
Ethanol	24.7	0.40	0.32	ppbv	TO-15
Ethylbenzene	0.90	0.16	0.049	ppbv	TO-15
Ethyl Acetate	2.4	0.16	0.083	ppbv	TO-15
Heptane	0.72	0.16	0.074	ppbv	TO-15

Summary of Hits

Job Number: JD61280
Account: C. A. Rich Consultants
Project: Brent Mako Building 3 Investigation, Enter Lane, Islandia, NY
Collected: 03/02/23

3

Lab Sample ID Client Sample ID Analyte	Result/ Qual	RL	MDL	Units	Method
Hexane	1.2	0.16	0.090	ppbv	TO-15
Isopropyl Alcohol	3.3	0.16	0.11	ppbv	TO-15
Methylene chloride	2.1	0.16	0.045	ppbv	TO-15
Methyl ethyl ketone	1.6	0.16	0.088	ppbv	TO-15
Methyl Isobutyl Ketone	0.63	0.16	0.058	ppbv	TO-15
Styrene	0.097 J	0.16	0.094	ppbv	TO-15
1,2,4-Trimethylbenzene	0.18	0.16	0.070	ppbv	TO-15
2,2,4-Trimethylpentane	0.25	0.16	0.076	ppbv	TO-15
Tertiary Butyl Alcohol	0.21	0.16	0.074	ppbv	TO-15
Tetrachloroethylene	0.27	0.032	0.011	ppbv	TO-15
Tetrahydrofuran	0.28	0.16	0.072	ppbv	TO-15
Toluene	2.0	0.16	0.046	ppbv	TO-15
Trichlorofluoromethane	0.22	0.080	0.029	ppbv	TO-15
m,p-Xylene	4.3	0.16	0.11	ppbv	TO-15
o-Xylene	1.3	0.16	0.062	ppbv	TO-15
Xylenes (total)	5.6	0.16	0.062	ppbv	TO-15
Acetone (2-Propanone)	235	1.9	1.4	ug/m3	TO-15
Benzene	2.8	0.51	0.16	ug/m3	TO-15
Chloromethane	1.3	0.33	0.15	ug/m3	TO-15
Cyclohexane	1.4	0.55	0.30	ug/m3	TO-15
Dichlorodifluoromethane	1.9	0.79	0.13	ug/m3	TO-15
Ethanol	46.5	0.75	0.60	ug/m3	TO-15
Ethylbenzene	3.9	0.69	0.21	ug/m3	TO-15
Ethyl Acetate	8.6	0.58	0.30	ug/m3	TO-15
Heptane	3.0	0.66	0.30	ug/m3	TO-15
Hexane	4.2	0.56	0.32	ug/m3	TO-15
Isopropyl Alcohol	8.1	0.39	0.27	ug/m3	TO-15
Methylene chloride	7.3	0.56	0.16	ug/m3	TO-15
Methyl ethyl ketone	4.7	0.47	0.26	ug/m3	TO-15
Methyl Isobutyl Ketone	2.6	0.66	0.24	ug/m3	TO-15
Styrene	0.41 J	0.68	0.40	ug/m3	TO-15
1,2,4-Trimethylbenzene	0.88	0.79	0.34	ug/m3	TO-15
2,2,4-Trimethylpentane	1.2	0.75	0.35	ug/m3	TO-15
Tertiary Butyl Alcohol	0.64	0.49	0.22	ug/m3	TO-15
Tetrachloroethylene	1.8	0.22	0.075	ug/m3	TO-15
Tetrahydrofuran	0.83	0.47	0.21	ug/m3	TO-15
Toluene	7.5	0.60	0.17	ug/m3	TO-15
Trichlorofluoromethane	1.2	0.45	0.16	ug/m3	TO-15
m,p-Xylene	19	0.69	0.48	ug/m3	TO-15
o-Xylene	5.6	0.69	0.27	ug/m3	TO-15
Xylenes (total)	24	0.69	0.27	ug/m3	TO-15
JD61280-4 IA-50					
Acetone (2-Propanone)	225	2.0	1.5	ppbv	TO-15

Summary of Hits

Job Number: JD61280
Account: C. A. Rich Consultants
Project: Brent Mako Building 3 Investigation, Enter Lane, Islandia, NY
Collected: 03/02/23

3

Lab Sample ID Client Sample ID Analyte	Result/ Qual	RL	MDL	Units	Method
1,3-Butadiene	0.19	0.16	0.067	ppbv	TO-15
Benzene	0.53	0.16	0.050	ppbv	TO-15
Chloromethane	0.73	0.16	0.072	ppbv	TO-15
Cyclohexane	0.26	0.16	0.088	ppbv	TO-15
Dichlorodifluoromethane	0.36	0.16	0.026	ppbv	TO-15
Ethanol	98.2	5.0	3.9	ppbv	TO-15
Ethylbenzene	0.42	0.16	0.049	ppbv	TO-15
Ethyl Acetate	7.3	0.16	0.083	ppbv	TO-15
Freon 113	0.068 J	0.080	0.025	ppbv	TO-15
Heptane	0.84	0.16	0.074	ppbv	TO-15
Hexane	0.67	0.16	0.090	ppbv	TO-15
Isopropyl Alcohol	6.2	0.16	0.11	ppbv	TO-15
Methylene chloride	17.3	0.16	0.045	ppbv	TO-15
Methyl ethyl ketone	4.4	0.16	0.088	ppbv	TO-15
Methyl Isobutyl Ketone	0.52	0.16	0.058	ppbv	TO-15
Styrene	0.12 J	0.16	0.094	ppbv	TO-15
1,2,4-Trimethylbenzene	0.21	0.16	0.070	ppbv	TO-15
1,3,5-Trimethylbenzene	0.078 J	0.16	0.064	ppbv	TO-15
2,2,4-Trimethylpentane	0.12 J	0.16	0.076	ppbv	TO-15
Tetrachloroethylene	0.091	0.032	0.011	ppbv	TO-15
Tetrahydrofuran	3.1	0.16	0.072	ppbv	TO-15
Toluene	1.8	0.16	0.046	ppbv	TO-15
Trichloroethylene	0.10	0.032	0.015	ppbv	TO-15
Trichlorofluoromethane	0.23	0.080	0.029	ppbv	TO-15
Vinyl Acetate	1.2	0.16	0.090	ppbv	TO-15
m,p-Xylene	1.6	0.16	0.11	ppbv	TO-15
o-Xylene	0.49	0.16	0.062	ppbv	TO-15
Xylenes (total)	2.1	0.16	0.062	ppbv	TO-15
Acetone (2-Propanone)	534	4.8	3.6	ug/m3	TO-15
1,3-Butadiene	0.42	0.35	0.15	ug/m3	TO-15
Benzene	1.7	0.51	0.16	ug/m3	TO-15
Chloromethane	1.5	0.33	0.15	ug/m3	TO-15
Cyclohexane	0.89	0.55	0.30	ug/m3	TO-15
Dichlorodifluoromethane	1.8	0.79	0.13	ug/m3	TO-15
Ethanol	185	9.4	7.3	ug/m3	TO-15
Ethylbenzene	1.8	0.69	0.21	ug/m3	TO-15
Ethyl Acetate	26	0.58	0.30	ug/m3	TO-15
Freon 113	0.52 J	0.61	0.19	ug/m3	TO-15
Heptane	3.4	0.66	0.30	ug/m3	TO-15
Hexane	2.4	0.56	0.32	ug/m3	TO-15
Isopropyl Alcohol	15	0.39	0.27	ug/m3	TO-15
Methylene chloride	60.1	0.56	0.16	ug/m3	TO-15
Methyl ethyl ketone	13	0.47	0.26	ug/m3	TO-15
Methyl Isobutyl Ketone	2.1	0.66	0.24	ug/m3	TO-15
Styrene	0.51 J	0.68	0.40	ug/m3	TO-15

Summary of Hits

Job Number: JD61280
Account: C. A. Rich Consultants
Project: Brent Mako Building 3 Investigation, Enter Lane, Islandia, NY
Collected: 03/02/23

Lab Sample ID Client Sample ID Analyte	Result/ Qual	RL	MDL	Units	Method
1,2,4-Trimethylbenzene	1.0	0.79	0.34	ug/m3	TO-15
1,3,5-Trimethylbenzene	0.38 J	0.79	0.31	ug/m3	TO-15
2,2,4-Trimethylpentane	0.56 J	0.75	0.35	ug/m3	TO-15
Tetrachloroethylene	0.62	0.22	0.075	ug/m3	TO-15
Tetrahydrofuran	9.1	0.47	0.21	ug/m3	TO-15
Toluene	6.8	0.60	0.17	ug/m3	TO-15
Trichloroethylene	0.54	0.17	0.081	ug/m3	TO-15
Trichlorofluoromethane	1.3	0.45	0.16	ug/m3	TO-15
Vinyl Acetate	4.2	0.56	0.32	ug/m3	TO-15
m,p-Xylene	6.9	0.69	0.48	ug/m3	TO-15
o-Xylene	2.1	0.69	0.27	ug/m3	TO-15
Xylenes (total)	9.1	0.69	0.27	ug/m3	TO-15
JD61280-5 OA-AA					
Acetone (2-Propanone)	2.6	0.16	0.12	ppbv	TO-15
Benzene	0.26	0.16	0.050	ppbv	TO-15
Chloromethane	0.68	0.16	0.072	ppbv	TO-15
Dichlorodifluoromethane	0.34	0.16	0.026	ppbv	TO-15
Ethanol	3.4	0.40	0.32	ppbv	TO-15
Ethyl Acetate	1.7	0.16	0.083	ppbv	TO-15
Hexane	0.13 J	0.16	0.090	ppbv	TO-15
Isopropyl Alcohol	4.7	0.16	0.11	ppbv	TO-15
Methylene chloride	0.20	0.16	0.045	ppbv	TO-15
Methyl ethyl ketone	0.79	0.16	0.088	ppbv	TO-15
Tertiary Butyl Alcohol	0.078 J	0.16	0.074	ppbv	TO-15
Tetrahydrofuran	0.12 J	0.16	0.072	ppbv	TO-15
Toluene	0.32	0.16	0.046	ppbv	TO-15
Trichlorofluoromethane	0.22	0.080	0.029	ppbv	TO-15
m,p-Xylene	0.13 J	0.16	0.11	ppbv	TO-15
Xylenes (total)	0.13 J	0.16	0.062	ppbv	TO-15
Acetone (2-Propanone)	6.2	0.38	0.29	ug/m3	TO-15
Benzene	0.83	0.51	0.16	ug/m3	TO-15
Chloromethane	1.4	0.33	0.15	ug/m3	TO-15
Dichlorodifluoromethane	1.7	0.79	0.13	ug/m3	TO-15
Ethanol	6.4	0.75	0.60	ug/m3	TO-15
Ethyl Acetate	6.1	0.58	0.30	ug/m3	TO-15
Hexane	0.46 J	0.56	0.32	ug/m3	TO-15
Isopropyl Alcohol	12	0.39	0.27	ug/m3	TO-15
Methylene chloride	0.69	0.56	0.16	ug/m3	TO-15
Methyl ethyl ketone	2.3	0.47	0.26	ug/m3	TO-15
Tertiary Butyl Alcohol	0.24 J	0.49	0.22	ug/m3	TO-15
Tetrahydrofuran	0.35 J	0.47	0.21	ug/m3	TO-15
Toluene	1.2	0.60	0.17	ug/m3	TO-15
Trichlorofluoromethane	1.2	0.45	0.16	ug/m3	TO-15

Summary of Hits

Job Number: JD61280
Account: C. A. Rich Consultants
Project: Brent Mako Building 3 Investigation, Enter Lane, Islandia, NY
Collected: 03/02/23

Lab Sample ID Analyte	Client Sample ID	Result/ Qual	RL	MDL	Units	Method
m,p-Xylene		0.56 J	0.69	0.48	ug/m3	TO-15
Xylenes (total)		0.56 J	0.69	0.27	ug/m3	TO-15

Sample Results

Report of Analysis

SGS North America Inc.

Report of Analysis

Client Sample ID:	SV-48		
Lab Sample ID:	JD61280-1	**Date Sampled:**	03/02/23
Matrix:	AIR - Soil Vapor Comp. Summa ID: A1745	**Date Received:**	03/03/23
Method:	TO-15	**Percent Solids:**	n/a
Project:	Brent Mako Building 3 Investigation, Enter Lane, Islandia, NY		

	File ID	DF	Analyzed	By	Prep Date	Prep Batch	Analytical Batch
Run #1	7W01035.D	1	03/17/23 00:47	TCH	n/a	n/a	V7W47
Run #2							

	Initial Volume
Run #1	400 ml
Run #2	

VOA TO15 List

CAS No.	MW	Compound	Result	RL	MDL	Units	Q	Result	RL	MDL	Units
67-64-1	58.08	Acetone (2-Propanone)	9.6	0.20	0.15	ppbv		23	0.48	0.36	ug/m3
106-99-0	54.09	1,3-Butadiene	0.21	0.20	0.084	ppbv		0.46	0.44	0.19	ug/m3
71-43-2	78.11	Benzene	2.0	0.20	0.062	ppbv		6.4	0.64	0.20	ug/m3
75-27-4	163.8	Bromodichloromethane	ND	0.10	0.030	ppbv		ND	0.67	0.20	ug/m3
75-25-2	252.8	Bromoform	ND	0.040	0.071	ppbv		ND	0.41	0.73	ug/m3
74-83-9	94.94	Bromomethane	ND	0.20	0.069	ppbv		ND	0.78	0.27	ug/m3
593-60-2	106.9	Bromoethene	ND	0.20	0.061	ppbv		ND	0.87	0.27	ug/m3
100-44-7	126	Benzyl Chloride	ND	0.20	0.13	ppbv		ND	1.0	0.67	ug/m3
75-15-0	76.14	Carbon disulfide	ND	0.20	0.045	ppbv		ND	0.62	0.14	ug/m3
108-90-7	112.6	Chlorobenzene	0.81	0.20	0.074	ppbv		3.7	0.92	0.34	ug/m3
75-00-3	64.52	Chloroethane	ND	0.20	0.068	ppbv		ND	0.53	0.18	ug/m3
67-66-3	119.4	Chloroform	0.79	0.20	0.037	ppbv		3.9	0.98	0.18	ug/m3
74-87-3	50.49	Chloromethane	ND	0.20	0.090	ppbv		ND	0.41	0.19	ug/m3
107-05-1	76.53	3-Chloropropene	ND	0.20	0.083	ppbv		ND	0.63	0.26	ug/m3
95-49-8	126.6	2-Chlorotoluene	ND	0.20	0.072	ppbv		ND	1.0	0.37	ug/m3
56-23-5	153.8	Carbon tetrachloride	ND	0.040	0.040	ppbv		ND	0.25	0.25	ug/m3
110-82-7	84.16	Cyclohexane	0.13	0.20	0.11	ppbv	J	0.45	0.69	0.38	ug/m3
75-34-3	98.96	1,1-Dichloroethane	ND	0.20	0.057	ppbv		ND	0.81	0.23	ug/m3
75-35-4	96.94	1,1-Dichloroethylene	ND	0.040	0.059	ppbv		ND	0.16	0.23	ug/m3
106-93-4	187.9	1,2-Dibromoethane (EDB)	ND	0.10	0.097	ppbv		ND	0.77	0.75	ug/m3
107-06-2	98.96	1,2-Dichloroethane	ND	0.20	0.070	ppbv		ND	0.81	0.28	ug/m3
78-87-5	113	1,2-Dichloropropane	ND	0.20	0.062	ppbv		ND	0.92	0.29	ug/m3
123-91-1	88.12	1,4-Dioxane	ND	0.20	0.12	ppbv		ND	0.72	0.43	ug/m3
75-71-8	120.9	Dichlorodifluoromethane	0.38	0.20	0.032	ppbv		1.9	0.99	0.16	ug/m3
124-48-1	208.3	Dibromochloromethane	ND	0.10	0.052	ppbv		ND	0.85	0.44	ug/m3
156-60-5	96.94	trans-1,2-Dichloroethylene	ND	0.20	0.069	ppbv		ND	0.79	0.27	ug/m3
156-59-2	96.94	cis-1,2-Dichloroethylene	ND	0.040	0.077	ppbv		ND	0.16	0.31	ug/m3
10061-01-5	111	cis-1,3-Dichloropropene	ND	0.20	0.062	ppbv		ND	0.91	0.28	ug/m3
541-73-1	147	m-Dichlorobenzene	0.45	0.10	0.040	ppbv		2.7	0.60	0.24	ug/m3
95-50-1	147	o-Dichlorobenzene	0.15	0.040	0.15	ppbv		0.90	0.24	0.90	ug/m3
106-46-7	147	p-Dichlorobenzene	ND	0.10	0.19	ppbv		ND	0.60	1.1	ug/m3
10061-02-6	111	trans-1,3-Dichloropropene	ND	0.20	0.10	ppbv		ND	0.91	0.45	ug/m3

ND = Not detected MDL = Method Detection Limit J = Indicates an estimated value
RL = Reporting Limit B = Indicates analyte found in associated method blank
E = Indicates value exceeds calibration range N = Indicates presumptive evidence of a compound

Report of Analysis

Client Sample ID:	SV-48		
Lab Sample ID:	JD61280-1	**Date Sampled:**	03/02/23
Matrix:	AIR - Soil Vapor Comp. Summa ID: A1745	**Date Received:**	03/03/23
Method:	TO-15	**Percent Solids:**	n/a
Project:	Brent Mako Building 3 Investigation, Enter Lane, Islandia, NY		

VOA TO15 List

CAS No.	MW	Compound	Result	RL	MDL	Units	Q	Result	RL	MDL	Units
64-17-5	46.07	Ethanol	11.2	0.50	0.39	ppbv		21.1	0.94	0.73	ug/m3
100-41-4	106.2	Ethylbenzene	0.39	0.20	0.061	ppbv		1.7	0.87	0.26	ug/m3
141-78-6	88	Ethyl Acetate	1.6	0.20	0.10	ppbv		5.8	0.72	0.36	ug/m3
622-96-8	120.19	4-Ethyltoluene	ND	0.20	0.095	ppbv		ND	0.98	0.47	ug/m3
76-13-1	187.4	Freon 113	ND	0.10	0.031	ppbv		ND	0.77	0.24	ug/m3
76-14-2	170.9	Freon 114	ND	0.10	0.050	ppbv		ND	0.70	0.35	ug/m3
142-82-5	100.2	Heptane	0.10	0.20	0.092	ppbv	J	0.41	0.82	0.38	ug/m3
87-68-3	260.8	Hexachlorobutadiene	ND	0.090	0.062	ppbv		ND	0.96	0.66	ug/m3
110-54-3	86.18	Hexane	ND	0.20	0.11	ppbv		ND	0.70	0.39	ug/m3
591-78-6	100	2-Hexanone	0.15	0.20	0.15	ppbv	J	0.61	0.82	0.61	ug/m3
67-63-0	60.1	Isopropyl Alcohol	12.6	0.20	0.14	ppbv		31.0	0.49	0.34	ug/m3
75-09-2	84.94	Methylene chloride	0.88	0.20	0.056	ppbv		3.1	0.69	0.19	ug/m3
78-93-3	72.11	Methyl ethyl ketone	1.3	0.20	0.11	ppbv		3.8	0.59	0.32	ug/m3
108-10-1	100.2	Methyl Isobutyl Ketone	0.16	0.20	0.073	ppbv	J	0.66	0.82	0.30	ug/m3
1634-04-4	88.15	Methyl Tert Butyl Ether	ND	0.20	0.080	ppbv		ND	0.72	0.29	ug/m3
80-62-6	100.12	Methylmethacrylate	ND	0.20	0.070	ppbv		ND	0.82	0.29	ug/m3
115-07-1	42	Propylene	ND	0.50	0.14	ppbv		ND	0.86	0.24	ug/m3
100-42-5	104.1	Styrene	0.16	0.20	0.12	ppbv	J	0.68	0.85	0.51	ug/m3
71-55-6	133.4	1,1,1-Trichloroethane	3.0	0.10	0.037	ppbv		16	0.55	0.20	ug/m3
79-34-5	167.85	1,1,2,2-Tetrachloroethane	ND	0.10	0.048	ppbv		ND	0.69	0.33	ug/m3
79-00-5	133.4	1,1,2-Trichloroethane	ND	0.10	0.038	ppbv		ND	0.55	0.21	ug/m3
120-82-1	181.5	1,2,4-Trichlorobenzene	ND	0.10	0.12	ppbv		ND	0.74	0.89	ug/m3
95-63-6	120.19	1,2,4-Trimethylbenzene	0.13	0.20	0.087	ppbv	J	0.64	0.98	0.43	ug/m3
108-67-8	120.19	1,3,5-Trimethylbenzene	ND	0.20	0.080	ppbv		ND	0.98	0.39	ug/m3
540-84-1	114.2	2,2,4-Trimethylpentane	ND	0.20	0.095	ppbv		ND	0.93	0.44	ug/m3
75-65-0	74.12	Tertiary Butyl Alcohol	0.45	0.20	0.093	ppbv		1.4	0.61	0.28	ug/m3
127-18-4	165.8	Tetrachloroethylene	1.7	0.040	0.014	ppbv		12	0.27	0.095	ug/m3
109-99-9	72.11	Tetrahydrofuran	1.9	0.20	0.090	ppbv		5.6	0.59	0.27	ug/m3
108-88-3	92.14	Toluene	9.9	0.20	0.057	ppbv		37	0.75	0.21	ug/m3
79-01-6	131.4	Trichloroethylene	0.046	0.040	0.019	ppbv		0.25	0.21	0.10	ug/m3
75-69-4	137.4	Trichlorofluoromethane	0.23	0.10	0.036	ppbv		1.3	0.56	0.20	ug/m3
75-01-4	62.5	Vinyl chloride	ND	0.040	0.069	ppbv		ND	0.10	0.18	ug/m3
108-05-4	86	Vinyl Acetate	0.20	0.20	0.11	ppbv		0.70	0.70	0.39	ug/m3
	106.2	m,p-Xylene	1.4	0.20	0.14	ppbv		6.1	0.87	0.61	ug/m3
95-47-6	106.2	o-Xylene	0.57	0.20	0.077	ppbv		2.5	0.87	0.33	ug/m3
1330-20-7	106.2	Xylenes (total)	2.0	0.20	0.077	ppbv		8.7	0.87	0.33	ug/m3

CAS No.	Surrogate Recoveries	Run# 1	Run# 2	Limits
460-00-4	4-Bromofluorobenzene	92%		65-128%

ND = Not detected MDL = Method Detection Limit J = Indicates an estimated value
RL = Reporting Limit B = Indicates analyte found in associated method blank
E = Indicates value exceeds calibration range N = Indicates presumptive evidence of a compound

SGS North America Inc.

Report of Analysis

Client Sample ID:	SV-50		
Lab Sample ID:	JD61280-2	**Date Sampled:**	03/02/23
Matrix:	AIR - Soil Vapor Comp. Summa ID: A1727	**Date Received:**	03/03/23
Method:	TO-15	**Percent Solids:**	n/a
Project:	Brent Mako Building 3 Investigation, Enter Lane, Islandia, NY		

	File ID	DF	Analyzed	By	Prep Date	Prep Batch	Analytical Batch
Run #1	7W01036.D	1	03/17/23 01:23	TCH	n/a	n/a	V7W47
Run #2							

	Initial Volume
Run #1	400 ml
Run #2	

VOA TO15 List

CAS No.	MW	Compound	Result	RL	MDL	Units	Q	Result	RL	MDL	Units
67-64-1	58.08	Acetone (2-Propanone)	45.8	0.20	0.15	ppbv		109	0.48	0.36	ug/m3
106-99-0	54.09	1,3-Butadiene	ND	0.20	0.084	ppbv		ND	0.44	0.19	ug/m3
71-43-2	78.11	Benzene	1.0	0.20	0.062	ppbv		3.2	0.64	0.20	ug/m3
75-27-4	163.8	Bromodichloromethane	ND	0.10	0.030	ppbv		ND	0.67	0.20	ug/m3
75-25-2	252.8	Bromoform	ND	0.040	0.071	ppbv		ND	0.41	0.73	ug/m3
74-83-9	94.94	Bromomethane	ND	0.20	0.069	ppbv		ND	0.78	0.27	ug/m3
593-60-2	106.9	Bromoethene	ND	0.20	0.061	ppbv		ND	0.87	0.27	ug/m3
100-44-7	126	Benzyl Chloride	ND	0.20	0.13	ppbv		ND	1.0	0.67	ug/m3
75-15-0	76.14	Carbon disulfide	0.12	0.20	0.045	ppbv	J	0.37	0.62	0.14	ug/m3
108-90-7	112.6	Chlorobenzene	0.73	0.20	0.074	ppbv		3.4	0.92	0.34	ug/m3
75-00-3	64.52	Chloroethane	ND	0.20	0.068	ppbv		ND	0.53	0.18	ug/m3
67-66-3	119.4	Chloroform	ND	0.20	0.037	ppbv		ND	0.98	0.18	ug/m3
74-87-3	50.49	Chloromethane	ND	0.20	0.090	ppbv		ND	0.41	0.19	ug/m3
107-05-1	76.53	3-Chloropropene	ND	0.20	0.083	ppbv		ND	0.63	0.26	ug/m3
95-49-8	126.6	2-Chlorotoluene	ND	0.20	0.072	ppbv		ND	1.0	0.37	ug/m3
56-23-5	153.8	Carbon tetrachloride	ND	0.040	0.040	ppbv		ND	0.25	0.25	ug/m3
110-82-7	84.16	Cyclohexane	ND	0.20	0.11	ppbv		ND	0.69	0.38	ug/m3
75-34-3	98.96	1,1-Dichloroethane	ND	0.20	0.057	ppbv		ND	0.81	0.23	ug/m3
75-35-4	96.94	1,1-Dichloroethylene	ND	0.040	0.059	ppbv		ND	0.16	0.23	ug/m3
106-93-4	187.9	1,2-Dibromoethane (EDB)	ND	0.10	0.097	ppbv		ND	0.77	0.75	ug/m3
107-06-2	98.96	1,2-Dichloroethane	ND	0.20	0.070	ppbv		ND	0.81	0.28	ug/m3
78-87-5	113	1,2-Dichloropropane	ND	0.20	0.062	ppbv		ND	0.92	0.29	ug/m3
123-91-1	88.12	1,4-Dioxane	ND	0.20	0.12	ppbv		ND	0.72	0.43	ug/m3
75-71-8	120.9	Dichlorodifluoromethane	0.35	0.20	0.032	ppbv		1.7	0.99	0.16	ug/m3
124-48-1	208.3	Dibromochloromethane	ND	0.10	0.052	ppbv		ND	0.85	0.44	ug/m3
156-60-5	96.94	trans-1,2-Dichloroethylene	ND	0.20	0.069	ppbv		ND	0.79	0.27	ug/m3
156-59-2	96.94	cis-1,2-Dichloroethylene	ND	0.040	0.077	ppbv		ND	0.16	0.31	ug/m3
10061-01-5	111	cis-1,3-Dichloropropene	ND	0.20	0.062	ppbv		ND	0.91	0.28	ug/m3
541-73-1	147	m-Dichlorobenzene	0.49	0.10	0.040	ppbv		2.9	0.60	0.24	ug/m3
95-50-1	147	o-Dichlorobenzene	0.17	0.040	0.15	ppbv		1.0	0.24	0.90	ug/m3
106-46-7	147	p-Dichlorobenzene	0.21	0.10	0.19	ppbv		1.3	0.60	1.1	ug/m3
10061-02-6	111	trans-1,3-Dichloropropene	ND	0.20	0.10	ppbv		ND	0.91	0.45	ug/m3

ND = Not detected MDL = Method Detection Limit J = Indicates an estimated value
RL = Reporting Limit B = Indicates analyte found in associated method blank
E = Indicates value exceeds calibration range N = Indicates presumptive evidence of a compound

Report of Analysis

Client Sample ID:	SV-50		
Lab Sample ID:	JD61280-2	**Date Sampled:**	03/02/23
Matrix:	AIR - Soil Vapor Comp. Summa ID: A1727	**Date Received:**	03/03/23
Method:	TO-15	**Percent Solids:**	n/a
Project:	Brent Mako Building 3 Investigation, Enter Lane, Islandia, NY		

VOA TO15 List

CAS No.	MW	Compound	Result	RL	MDL	Units	Q	Result	RL	MDL	Units
64-17-5	46.07	Ethanol	39.6	0.50	0.39	ppbv		74.6	0.94	0.73	ug/m3
100-41-4	106.2	Ethylbenzene	0.23	0.20	0.061	ppbv		1.0	0.87	0.26	ug/m3
141-78-6	88	Ethyl Acetate	2.5	0.20	0.10	ppbv		9.0	0.72	0.36	ug/m3
622-96-8	120.19	4-Ethyltoluene	ND	0.20	0.095	ppbv		ND	0.98	0.47	ug/m3
76-13-1	187.4	Freon 113	ND	0.10	0.031	ppbv		ND	0.77	0.24	ug/m3
76-14-2	170.9	Freon 114	ND	0.10	0.050	ppbv		ND	0.70	0.35	ug/m3
142-82-5	100.2	Heptane	0.12	0.20	0.092	ppbv	J	0.49	0.82	0.38	ug/m3
87-68-3	260.8	Hexachlorobutadiene	ND	0.090	0.062	ppbv		ND	0.96	0.66	ug/m3
110-54-3	86.18	Hexane	ND	0.20	0.11	ppbv		ND	0.70	0.39	ug/m3
591-78-6	100	2-Hexanone	0.16	0.20	0.15	ppbv	J	0.65	0.82	0.61	ug/m3
67-63-0	60.1	Isopropyl Alcohol	11.2	0.20	0.14	ppbv		27.5	0.49	0.34	ug/m3
75-09-2	84.94	Methylene chloride	12.7	0.20	0.056	ppbv		44.1	0.69	0.19	ug/m3
78-93-3	72.11	Methyl ethyl ketone	2.2	0.20	0.11	ppbv		6.5	0.59	0.32	ug/m3
108-10-1	100.2	Methyl Isobutyl Ketone	0.38	0.20	0.073	ppbv		1.6	0.82	0.30	ug/m3
1634-04-4	88.15	Methyl Tert Butyl Ether	ND	0.20	0.080	ppbv		ND	0.72	0.29	ug/m3
80-62-6	100.12	Methylmethacrylate	ND	0.20	0.070	ppbv		ND	0.82	0.29	ug/m3
115-07-1	42	Propylene	ND	0.50	0.14	ppbv		ND	0.86	0.24	ug/m3
100-42-5	104.1	Styrene	ND	0.20	0.12	ppbv		ND	0.85	0.51	ug/m3
71-55-6	133.4	1,1,1-Trichloroethane	0.37	0.10	0.037	ppbv		2.0	0.55	0.20	ug/m3
79-34-5	167.85	1,1,2,2-Tetrachloroethane	ND	0.10	0.048	ppbv		ND	0.69	0.33	ug/m3
79-00-5	133.4	1,1,2-Trichloroethane	ND	0.10	0.038	ppbv		ND	0.55	0.21	ug/m3
120-82-1	181.5	1,2,4-Trichlorobenzene	ND	0.10	0.12	ppbv		ND	0.74	0.89	ug/m3
95-63-6	120.19	1,2,4-Trimethylbenzene	0.10	0.20	0.087	ppbv	J	0.49	0.98	0.43	ug/m3
108-67-8	120.19	1,3,5-Trimethylbenzene	ND	0.20	0.080	ppbv		ND	0.98	0.39	ug/m3
540-84-1	114.2	2,2,4-Trimethylpentane	ND	0.20	0.095	ppbv		ND	0.93	0.44	ug/m3
75-65-0	74.12	Tertiary Butyl Alcohol	0.36	0.20	0.093	ppbv		1.1	0.61	0.28	ug/m3
127-18-4	165.8	Tetrachloroethylene	0.71	0.040	0.014	ppbv		4.8	0.27	0.095	ug/m3
109-99-9	72.11	Tetrahydrofuran	2.0	0.20	0.090	ppbv		5.9	0.59	0.27	ug/m3
108-88-3	92.14	Toluene	7.8	0.20	0.057	ppbv		29	0.75	0.21	ug/m3
79-01-6	131.4	Trichloroethylene	0.11	0.040	0.019	ppbv		0.59	0.21	0.10	ug/m3
75-69-4	137.4	Trichlorofluoromethane	0.22	0.10	0.036	ppbv		1.2	0.56	0.20	ug/m3
75-01-4	62.5	Vinyl chloride	ND	0.040	0.069	ppbv		ND	0.10	0.18	ug/m3
108-05-4	86	Vinyl Acetate	ND	0.20	0.11	ppbv		ND	0.70	0.39	ug/m3
	106.2	m,p-Xylene	0.87	0.20	0.14	ppbv		3.8	0.87	0.61	ug/m3
95-47-6	106.2	o-Xylene	0.32	0.20	0.077	ppbv		1.4	0.87	0.33	ug/m3
1330-20-7	106.2	Xylenes (total)	1.2	0.20	0.077	ppbv		5.2	0.87	0.33	ug/m3

CAS No.	Surrogate Recoveries	Run# 1	Run# 2	Limits
460-00-4	4-Bromofluorobenzene	91%		65-128%

ND = Not detected MDL = Method Detection Limit J = Indicates an estimated value
RL = Reporting Limit B = Indicates analyte found in associated method blank
E = Indicates value exceeds calibration range N = Indicates presumptive evidence of a compound

SGS North America Inc.

Report of Analysis

Client Sample ID: IA-48
Lab Sample ID: JD61280-3 **Date Sampled:** 03/02/23
Matrix: AIR - Indoor Air Comp. Summa ID: M002 **Date Received:** 03/03/23
Method: TO-15 **Percent Solids:** n/a
Project: Brent Mako Building 3 Investigation, Enter Lane, Islandia, NY

	File ID	DF	Analyzed	By	Prep Date	Prep Batch	Analytical Batch
Run #1	7W01037.D	1	03/17/23 01:59	TCH	n/a	n/a	V7W47
Run #2	7W01106.D	1	03/20/23 20:06	TCH	n/a	n/a	V7W51

	Initial Volume
Run #1	500 ml
Run #2	100 ml

VOA TO15 List

CAS No.	MW	Compound	Result	RL	MDL	Units	Q	Result	RL	MDL	Units
67-64-1	58.08	Acetone (2-Propanone)	99.1 [a]	0.80	0.58	ppbv		235 [a]	1.9	1.4	ug/m3
106-99-0	54.09	1,3-Butadiene	ND	0.16	0.067	ppbv		ND	0.35	0.15	ug/m3
71-43-2	78.11	Benzene	0.88	0.16	0.050	ppbv		2.8	0.51	0.16	ug/m3
75-27-4	163.8	Bromodichloromethane	ND	0.080	0.024	ppbv		ND	0.54	0.16	ug/m3
75-25-2	252.8	Bromoform	ND	0.032	0.057	ppbv		ND	0.33	0.59	ug/m3
74-83-9	94.94	Bromomethane	ND	0.16	0.055	ppbv		ND	0.62	0.21	ug/m3
593-60-2	106.9	Bromoethene	ND	0.16	0.049	ppbv		ND	0.70	0.21	ug/m3
100-44-7	126	Benzyl Chloride	ND	0.16	0.10	ppbv		ND	0.82	0.52	ug/m3
75-15-0	76.14	Carbon disulfide	ND	0.16	0.036	ppbv		ND	0.50	0.11	ug/m3
108-90-7	112.6	Chlorobenzene	ND	0.16	0.059	ppbv		ND	0.74	0.27	ug/m3
75-00-3	64.52	Chloroethane	ND	0.16	0.054	ppbv		ND	0.42	0.14	ug/m3
67-66-3	119.4	Chloroform	ND	0.16	0.030	ppbv		ND	0.78	0.15	ug/m3
74-87-3	50.49	Chloromethane	0.65	0.16	0.072	ppbv		1.3	0.33	0.15	ug/m3
107-05-1	76.53	3-Chloropropene	ND	0.16	0.066	ppbv		ND	0.50	0.21	ug/m3
95-49-8	126.6	2-Chlorotoluene	ND	0.16	0.058	ppbv		ND	0.83	0.30	ug/m3
56-23-5	153.8	Carbon tetrachloride	ND	0.032	0.032	ppbv		ND	0.20	0.20	ug/m3
110-82-7	84.16	Cyclohexane	0.40	0.16	0.088	ppbv		1.4	0.55	0.30	ug/m3
75-34-3	98.96	1,1-Dichloroethane	ND	0.16	0.046	ppbv		ND	0.65	0.19	ug/m3
75-35-4	96.94	1,1-Dichloroethylene	ND	0.032	0.047	ppbv		ND	0.13	0.19	ug/m3
106-93-4	187.9	1,2-Dibromoethane (EDB)	ND	0.080	0.078	ppbv		ND	0.61	0.60	ug/m3
107-06-2	98.96	1,2-Dichloroethane	ND	0.16	0.056	ppbv		ND	0.65	0.23	ug/m3
78-87-5	113	1,2-Dichloropropane	ND	0.16	0.050	ppbv		ND	0.74	0.23	ug/m3
123-91-1	88.12	1,4-Dioxane	ND	0.16	0.094	ppbv		ND	0.58	0.34	ug/m3
75-71-8	120.9	Dichlorodifluoromethane	0.38	0.16	0.026	ppbv		1.9	0.79	0.13	ug/m3
124-48-1	208.3	Dibromochloromethane	ND	0.080	0.042	ppbv		ND	0.68	0.36	ug/m3
156-60-5	96.94	trans-1,2-Dichloroethylene	ND	0.16	0.055	ppbv		ND	0.63	0.22	ug/m3
156-59-2	96.94	cis-1,2-Dichloroethylene	ND	0.032	0.062	ppbv		ND	0.13	0.25	ug/m3
10061-01-5	111	cis-1,3-Dichloropropene	ND	0.16	0.050	ppbv		ND	0.73	0.23	ug/m3
541-73-1	147	m-Dichlorobenzene	ND	0.080	0.032	ppbv		ND	0.48	0.19	ug/m3
95-50-1	147	o-Dichlorobenzene	ND	0.032	0.12	ppbv		ND	0.19	0.72	ug/m3
106-46-7	147	p-Dichlorobenzene	ND	0.080	0.15	ppbv		ND	0.48	0.90	ug/m3
10061-02-6	111	trans-1,3-Dichloropropene	ND	0.16	0.081	ppbv		ND	0.73	0.37	ug/m3

ND = Not detected MDL = Method Detection Limit J = Indicates an estimated value
RL = Reporting Limit B = Indicates analyte found in associated method blank
E = Indicates value exceeds calibration range N = Indicates presumptive evidence of a compound

Report of Analysis

Client Sample ID:	IA-48		
Lab Sample ID:	JD61280-3	**Date Sampled:**	03/02/23
Matrix:	AIR - Indoor Air Comp. Summa ID: M002	**Date Received:**	03/03/23
Method:	TO-15	**Percent Solids:**	n/a
Project:	Brent Mako Building 3 Investigation, Enter Lane, Islandia, NY		

VOA TO15 List

CAS No.	MW	Compound	Result	RL	MDL	Units	Q	Result	RL	MDL	Units
64-17-5	46.07	Ethanol	24.7	0.40	0.32	ppbv		46.5	0.75	0.60	ug/m3
100-41-4	106.2	Ethylbenzene	0.90	0.16	0.049	ppbv		3.9	0.69	0.21	ug/m3
141-78-6	88	Ethyl Acetate	2.4	0.16	0.083	ppbv		8.6	0.58	0.30	ug/m3
622-96-8	120.19	4-Ethyltoluene	ND	0.16	0.076	ppbv		ND	0.79	0.37	ug/m3
76-13-1	187.4	Freon 113	ND	0.080	0.025	ppbv		ND	0.61	0.19	ug/m3
76-14-2	170.9	Freon 114	ND	0.080	0.040	ppbv		ND	0.56	0.28	ug/m3
142-82-5	100.2	Heptane	0.72	0.16	0.074	ppbv		3.0	0.66	0.30	ug/m3
87-68-3	260.8	Hexachlorobutadiene	ND	0.072	0.050	ppbv		ND	0.77	0.53	ug/m3
110-54-3	86.18	Hexane	1.2	0.16	0.090	ppbv		4.2	0.56	0.32	ug/m3
591-78-6	100	2-Hexanone	ND	0.16	0.12	ppbv		ND	0.65	0.49	ug/m3
67-63-0	60.1	Isopropyl Alcohol	3.3	0.16	0.11	ppbv		8.1	0.39	0.27	ug/m3
75-09-2	84.94	Methylene chloride	2.1	0.16	0.045	ppbv		7.3	0.56	0.16	ug/m3
78-93-3	72.11	Methyl ethyl ketone	1.6	0.16	0.088	ppbv		4.7	0.47	0.26	ug/m3
108-10-1	100.2	Methyl Isobutyl Ketone	0.63	0.16	0.058	ppbv		2.6	0.66	0.24	ug/m3
1634-04-4	88.15	Methyl Tert Butyl Ether	ND	0.16	0.064	ppbv		ND	0.58	0.23	ug/m3
80-62-6	100.12	Methylmethacrylate	ND	0.16	0.056	ppbv		ND	0.66	0.23	ug/m3
115-07-1	42	Propylene	ND	0.40	0.11	ppbv		ND	0.69	0.19	ug/m3
100-42-5	104.1	Styrene	0.097	0.16	0.094	ppbv	J	0.41	0.68	0.40	ug/m3
71-55-6	133.4	1,1,1-Trichloroethane	ND	0.080	0.030	ppbv		ND	0.44	0.16	ug/m3
79-34-5	167.85	1,1,2,2-Tetrachloroethane	ND	0.080	0.038	ppbv		ND	0.55	0.26	ug/m3
79-00-5	133.4	1,1,2-Trichloroethane	ND	0.080	0.030	ppbv		ND	0.44	0.16	ug/m3
120-82-1	181.5	1,2,4-Trichlorobenzene	ND	0.080	0.097	ppbv		ND	0.59	0.72	ug/m3
95-63-6	120.19	1,2,4-Trimethylbenzene	0.18	0.16	0.070	ppbv		0.88	0.79	0.34	ug/m3
108-67-8	120.19	1,3,5-Trimethylbenzene	ND	0.16	0.064	ppbv		ND	0.79	0.31	ug/m3
540-84-1	114.2	2,2,4-Trimethylpentane	0.25	0.16	0.076	ppbv		1.2	0.75	0.35	ug/m3
75-65-0	74.12	Tertiary Butyl Alcohol	0.21	0.16	0.074	ppbv		0.64	0.49	0.22	ug/m3
127-18-4	165.8	Tetrachloroethylene	0.27	0.032	0.011	ppbv		1.8	0.22	0.075	ug/m3
109-99-9	72.11	Tetrahydrofuran	0.28	0.16	0.072	ppbv		0.83	0.47	0.21	ug/m3
108-88-3	92.14	Toluene	2.0	0.16	0.046	ppbv		7.5	0.60	0.17	ug/m3
79-01-6	131.4	Trichloroethylene	ND	0.032	0.015	ppbv		ND	0.17	0.081	ug/m3
75-69-4	137.4	Trichlorofluoromethane	0.22	0.080	0.029	ppbv		1.2	0.45	0.16	ug/m3
75-01-4	62.5	Vinyl chloride	ND	0.032	0.055	ppbv		ND	0.082	0.14	ug/m3
108-05-4	86	Vinyl Acetate	ND	0.16	0.090	ppbv		ND	0.56	0.32	ug/m3
	106.2	m,p-Xylene	4.3	0.16	0.11	ppbv		19	0.69	0.48	ug/m3
95-47-6	106.2	o-Xylene	1.3	0.16	0.062	ppbv		5.6	0.69	0.27	ug/m3
1330-20-7	106.2	Xylenes (total)	5.6	0.16	0.062	ppbv		24	0.69	0.27	ug/m3

CAS No.	Surrogate Recoveries	Run# 1	Run# 2	Limits
460-00-4	4-Bromofluorobenzene	92%	93%	65-128%

ND = Not detected MDL = Method Detection Limit J = Indicates an estimated value
RL = Reporting Limit B = Indicates analyte found in associated method blank
E = Indicates value exceeds calibration range N = Indicates presumptive evidence of a compound

Report of Analysis

Client Sample ID:	IA-48		
Lab Sample ID:	JD61280-3	**Date Sampled:**	03/02/23
Matrix:	AIR - Indoor Air Comp. Summa ID: M002	**Date Received:**	03/03/23
Method:	TO-15	**Percent Solids:**	n/a
Project:	Brent Mako Building 3 Investigation, Enter Lane, Islandia, NY		

VOA TO15 List

CAS No.	MW	Compound	Result	RL	MDL	Units	Q	Result	RL	MDL	Units

(a) Result is from Run# 2

ND = Not detected MDL = Method Detection Limit
RL = Reporting Limit
E = Indicates value exceeds calibration range

J = Indicates an estimated value
B = Indicates analyte found in associated method blank
N = Indicates presumptive evidence of a compound

SGS North America Inc.

Report of Analysis

Client Sample ID: IA-50
Lab Sample ID: JD61280-4 **Date Sampled:** 03/02/23
Matrix: AIR - Indoor Air Comp. Summa ID: M103 **Date Received:** 03/03/23
Method: TO-15 **Percent Solids:** n/a
Project: Brent Mako Building 3 Investigation, Enter Lane, Islandia, NY

	File ID	DF	Analyzed	By	Prep Date	Prep Batch	Analytical Batch
Run #1	7W01038.D	1	03/17/23 02:36	TCH	n/a	n/a	V7W47
Run #2	7W01107.D	1	03/20/23 20:38	TCH	n/a	n/a	V7W51

	Initial Volume
Run #1	500 ml
Run #2	40.0 ml

VOA TO15 List

CAS No.	MW	Compound	Result	RL	MDL	Units	Q	Result	RL	MDL	Units
67-64-1	58.08	Acetone (2-Propanone)	225 [a]	2.0	1.5	ppbv		534 [a]	4.8	3.6	ug/m3
106-99-0	54.09	1,3-Butadiene	0.19	0.16	0.067	ppbv		0.42	0.35	0.15	ug/m3
71-43-2	78.11	Benzene	0.53	0.16	0.050	ppbv		1.7	0.51	0.16	ug/m3
75-27-4	163.8	Bromodichloromethane	ND	0.080	0.024	ppbv		ND	0.54	0.16	ug/m3
75-25-2	252.8	Bromoform	ND	0.032	0.057	ppbv		ND	0.33	0.59	ug/m3
74-83-9	94.94	Bromomethane	ND	0.16	0.055	ppbv		ND	0.62	0.21	ug/m3
593-60-2	106.9	Bromoethene	ND	0.16	0.049	ppbv		ND	0.70	0.21	ug/m3
100-44-7	126	Benzyl Chloride	ND	0.16	0.10	ppbv		ND	0.82	0.52	ug/m3
75-15-0	76.14	Carbon disulfide	ND	0.16	0.036	ppbv		ND	0.50	0.11	ug/m3
108-90-7	112.6	Chlorobenzene	ND	0.16	0.059	ppbv		ND	0.74	0.27	ug/m3
75-00-3	64.52	Chloroethane	ND	0.16	0.054	ppbv		ND	0.42	0.14	ug/m3
67-66-3	119.4	Chloroform	ND	0.16	0.030	ppbv		ND	0.78	0.15	ug/m3
74-87-3	50.49	Chloromethane	0.73	0.16	0.072	ppbv		1.5	0.33	0.15	ug/m3
107-05-1	76.53	3-Chloropropene	ND	0.16	0.066	ppbv		ND	0.50	0.21	ug/m3
95-49-8	126.6	2-Chlorotoluene	ND	0.16	0.058	ppbv		ND	0.83	0.30	ug/m3
56-23-5	153.8	Carbon tetrachloride	ND	0.032	0.032	ppbv		ND	0.20	0.20	ug/m3
110-82-7	84.16	Cyclohexane	0.26	0.16	0.088	ppbv		0.89	0.55	0.30	ug/m3
75-34-3	98.96	1,1-Dichloroethane	ND	0.16	0.046	ppbv		ND	0.65	0.19	ug/m3
75-35-4	96.94	1,1-Dichloroethylene	ND	0.032	0.047	ppbv		ND	0.13	0.19	ug/m3
106-93-4	187.9	1,2-Dibromoethane (EDB)	ND	0.080	0.078	ppbv		ND	0.61	0.60	ug/m3
107-06-2	98.96	1,2-Dichloroethane	ND	0.16	0.056	ppbv		ND	0.65	0.23	ug/m3
78-87-5	113	1,2-Dichloropropane	ND	0.16	0.050	ppbv		ND	0.74	0.23	ug/m3
123-91-1	88.12	1,4-Dioxane	ND	0.16	0.094	ppbv		ND	0.58	0.34	ug/m3
75-71-8	120.9	Dichlorodifluoromethane	0.36	0.16	0.026	ppbv		1.8	0.79	0.13	ug/m3
124-48-1	208.3	Dibromochloromethane	ND	0.080	0.042	ppbv		ND	0.68	0.36	ug/m3
156-60-5	96.94	trans-1,2-Dichloroethylene	ND	0.16	0.055	ppbv		ND	0.63	0.22	ug/m3
156-59-2	96.94	cis-1,2-Dichloroethylene	ND	0.032	0.062	ppbv		ND	0.13	0.25	ug/m3
10061-01-5	111	cis-1,3-Dichloropropene	ND	0.16	0.050	ppbv		ND	0.73	0.23	ug/m3
541-73-1	147	m-Dichlorobenzene	ND	0.080	0.032	ppbv		ND	0.48	0.19	ug/m3
95-50-1	147	o-Dichlorobenzene	ND	0.032	0.12	ppbv		ND	0.19	0.72	ug/m3
106-46-7	147	p-Dichlorobenzene	ND	0.080	0.15	ppbv		ND	0.48	0.90	ug/m3
10061-02-6	111	trans-1,3-Dichloropropene	ND	0.16	0.081	ppbv		ND	0.73	0.37	ug/m3

ND = Not detected MDL = Method Detection Limit J = Indicates an estimated value
RL = Reporting Limit B = Indicates analyte found in associated method blank
E = Indicates value exceeds calibration range N = Indicates presumptive evidence of a compound

Report of Analysis

Client Sample ID:	IA-50		
Lab Sample ID:	JD61280-4	**Date Sampled:**	03/02/23
Matrix:	AIR - Indoor Air Comp. Summa ID: M103	**Date Received:**	03/03/23
Method:	TO-15	**Percent Solids:**	n/a
Project:	Brent Mako Building 3 Investigation, Enter Lane, Islandia, NY		

VOA TO15 List

CAS No.	MW	Compound	Result	RL	MDL	Units	Q	Result	RL	MDL	Units
64-17-5	46.07	Ethanol	98.2 [a]	5.0	3.9	ppbv		185 [a]	9.4	7.3	ug/m3
100-41-4	106.2	Ethylbenzene	0.42	0.16	0.049	ppbv		1.8	0.69	0.21	ug/m3
141-78-6	88	Ethyl Acetate	7.3	0.16	0.083	ppbv		26	0.58	0.30	ug/m3
622-96-8	120.19	4-Ethyltoluene	ND	0.16	0.076	ppbv		ND	0.79	0.37	ug/m3
76-13-1	187.4	Freon 113	0.068	0.080	0.025	ppbv	J	0.52	0.61	0.19	ug/m3
76-14-2	170.9	Freon 114	ND	0.080	0.040	ppbv		ND	0.56	0.28	ug/m3
142-82-5	100.2	Heptane	0.84	0.16	0.074	ppbv		3.4	0.66	0.30	ug/m3
87-68-3	260.8	Hexachlorobutadiene	ND	0.072	0.050	ppbv		ND	0.77	0.53	ug/m3
110-54-3	86.18	Hexane	0.67	0.16	0.090	ppbv		2.4	0.56	0.32	ug/m3
591-78-6	100	2-Hexanone	ND	0.16	0.12	ppbv		ND	0.65	0.49	ug/m3
67-63-0	60.1	Isopropyl Alcohol	6.2	0.16	0.11	ppbv		15	0.39	0.27	ug/m3
75-09-2	84.94	Methylene chloride	17.3	0.16	0.045	ppbv		60.1	0.56	0.16	ug/m3
78-93-3	72.11	Methyl ethyl ketone	4.4	0.16	0.088	ppbv		13	0.47	0.26	ug/m3
108-10-1	100.2	Methyl Isobutyl Ketone	0.52	0.16	0.058	ppbv		2.1	0.66	0.24	ug/m3
1634-04-4	88.15	Methyl Tert Butyl Ether	ND	0.16	0.064	ppbv		ND	0.58	0.23	ug/m3
80-62-6	100.12	Methylmethacrylate	ND	0.16	0.056	ppbv		ND	0.66	0.23	ug/m3
115-07-1	42	Propylene	ND	0.40	0.11	ppbv		ND	0.69	0.19	ug/m3
100-42-5	104.1	Styrene	0.12	0.16	0.094	ppbv	J	0.51	0.68	0.40	ug/m3
71-55-6	133.4	1,1,1-Trichloroethane	ND	0.080	0.030	ppbv		ND	0.44	0.16	ug/m3
79-34-5	167.85	1,1,2,2-Tetrachloroethane	ND	0.080	0.038	ppbv		ND	0.55	0.26	ug/m3
79-00-5	133.4	1,1,2-Trichloroethane	ND	0.080	0.030	ppbv		ND	0.44	0.16	ug/m3
120-82-1	181.5	1,2,4-Trichlorobenzene	ND	0.080	0.097	ppbv		ND	0.59	0.72	ug/m3
95-63-6	120.19	1,2,4-Trimethylbenzene	0.21	0.16	0.070	ppbv		1.0	0.79	0.34	ug/m3
108-67-8	120.19	1,3,5-Trimethylbenzene	0.078	0.16	0.064	ppbv	J	0.38	0.79	0.31	ug/m3
540-84-1	114.2	2,2,4-Trimethylpentane	0.12	0.16	0.076	ppbv	J	0.56	0.75	0.35	ug/m3
75-65-0	74.12	Tertiary Butyl Alcohol	ND	0.16	0.074	ppbv		ND	0.49	0.22	ug/m3
127-18-4	165.8	Tetrachloroethylene	0.091	0.032	0.011	ppbv		0.62	0.22	0.075	ug/m3
109-99-9	72.11	Tetrahydrofuran	3.1	0.16	0.072	ppbv		9.1	0.47	0.21	ug/m3
108-88-3	92.14	Toluene	1.8	0.16	0.046	ppbv		6.8	0.60	0.17	ug/m3
79-01-6	131.4	Trichloroethylene	0.10	0.032	0.015	ppbv		0.54	0.17	0.081	ug/m3
75-69-4	137.4	Trichlorofluoromethane	0.23	0.080	0.029	ppbv		1.3	0.45	0.16	ug/m3
75-01-4	62.5	Vinyl chloride	ND	0.032	0.055	ppbv		ND	0.082	0.14	ug/m3
108-05-4	86	Vinyl Acetate	1.2	0.16	0.090	ppbv		4.2	0.56	0.32	ug/m3
	106.2	m,p-Xylene	1.6	0.16	0.11	ppbv		6.9	0.69	0.48	ug/m3
95-47-6	106.2	o-Xylene	0.49	0.16	0.062	ppbv		2.1	0.69	0.27	ug/m3
1330-20-7	106.2	Xylenes (total)	2.1	0.16	0.062	ppbv		9.1	0.69	0.27	ug/m3

CAS No.	Surrogate Recoveries	Run# 1	Run# 2	Limits
460-00-4	4-Bromofluorobenzene	93%	88%	65-128%

ND = Not detected MDL = Method Detection Limit J = Indicates an estimated value
RL = Reporting Limit B = Indicates analyte found in associated method blank
E = Indicates value exceeds calibration range N = Indicates presumptive evidence of a compound

Report of Analysis

Client Sample ID:	IA-50		
Lab Sample ID:	JD61280-4	**Date Sampled:**	03/02/23
Matrix:	AIR - Indoor Air Comp. Summa ID: M103	**Date Received:**	03/03/23
Method:	TO-15	**Percent Solids:**	n/a
Project:	Brent Mako Building 3 Investigation, Enter Lane, Islandia, NY		

VOA TO15 List

CAS No.	MW	Compound	Result	RL	MDL	Units	Q	Result	RL	MDL	Units

(a) Result is from Run# 2

ND = Not detected MDL = Method Detection Limit J = Indicates an estimated value
RL = Reporting Limit B = Indicates analyte found in associated method blank
E = Indicates value exceeds calibration range N = Indicates presumptive evidence of a compound

SGS North America Inc.

Report of Analysis

Client Sample ID:	OA-AA		
Lab Sample ID:	JD61280-5	**Date Sampled:**	03/02/23
Matrix:	AIR - Ambient Air Comp. Summa ID: A1294	**Date Received:**	03/03/23
Method:	TO-15	**Percent Solids:**	n/a
Project:	Brent Mako Building 3 Investigation, Enter Lane, Islandia, NY		

	File ID	DF	Analyzed	By	Prep Date	Prep Batch	Analytical Batch
Run #1	7W01108.D	1	03/20/23 21:14	TCH	n/a	n/a	V7W51
Run #2							

	Initial Volume
Run #1	500 ml
Run #2	

VOA TO15 List

CAS No.	MW	Compound	Result	RL	MDL	Units	Q	Result	RL	MDL	Units
67-64-1	58.08	Acetone (2-Propanone)	2.6	0.16	0.12	ppbv		6.2	0.38	0.29	ug/m3
106-99-0	54.09	1,3-Butadiene	ND	0.16	0.067	ppbv		ND	0.35	0.15	ug/m3
71-43-2	78.11	Benzene	0.26	0.16	0.050	ppbv		0.83	0.51	0.16	ug/m3
75-27-4	163.8	Bromodichloromethane	ND	0.080	0.024	ppbv		ND	0.54	0.16	ug/m3
75-25-2	252.8	Bromoform	ND	0.032	0.057	ppbv		ND	0.33	0.59	ug/m3
74-83-9	94.94	Bromomethane	ND	0.16	0.055	ppbv		ND	0.62	0.21	ug/m3
593-60-2	106.9	Bromoethene	ND	0.16	0.049	ppbv		ND	0.70	0.21	ug/m3
100-44-7	126	Benzyl Chloride [a]	ND	0.16	0.10	ppbv		ND	0.82	0.52	ug/m3
75-15-0	76.14	Carbon disulfide	ND	0.16	0.036	ppbv		ND	0.50	0.11	ug/m3
108-90-7	112.6	Chlorobenzene	ND	0.16	0.059	ppbv		ND	0.74	0.27	ug/m3
75-00-3	64.52	Chloroethane	ND	0.16	0.054	ppbv		ND	0.42	0.14	ug/m3
67-66-3	119.4	Chloroform	ND	0.16	0.030	ppbv		ND	0.78	0.15	ug/m3
74-87-3	50.49	Chloromethane	0.68	0.16	0.072	ppbv		1.4	0.33	0.15	ug/m3
107-05-1	76.53	3-Chloropropene	ND	0.16	0.066	ppbv		ND	0.50	0.21	ug/m3
95-49-8	126.6	2-Chlorotoluene	ND	0.16	0.058	ppbv		ND	0.83	0.30	ug/m3
56-23-5	153.8	Carbon tetrachloride	ND	0.032	0.032	ppbv		ND	0.20	0.20	ug/m3
110-82-7	84.16	Cyclohexane	ND	0.16	0.088	ppbv		ND	0.55	0.30	ug/m3
75-34-3	98.96	1,1-Dichloroethane	ND	0.16	0.046	ppbv		ND	0.65	0.19	ug/m3
75-35-4	96.94	1,1-Dichloroethylene	ND	0.032	0.047	ppbv		ND	0.13	0.19	ug/m3
106-93-4	187.9	1,2-Dibromoethane (EDB)	ND	0.080	0.078	ppbv		ND	0.61	0.60	ug/m3
107-06-2	98.96	1,2-Dichloroethane	ND	0.16	0.056	ppbv		ND	0.65	0.23	ug/m3
78-87-5	113	1,2-Dichloropropane	ND	0.16	0.050	ppbv		ND	0.74	0.23	ug/m3
123-91-1	88.12	1,4-Dioxane	ND	0.16	0.094	ppbv		ND	0.58	0.34	ug/m3
75-71-8	120.9	Dichlorodifluoromethane	0.34	0.16	0.026	ppbv		1.7	0.79	0.13	ug/m3
124-48-1	208.3	Dibromochloromethane	ND	0.080	0.042	ppbv		ND	0.68	0.36	ug/m3
156-60-5	96.94	trans-1,2-Dichloroethylene	ND	0.16	0.055	ppbv		ND	0.63	0.22	ug/m3
156-59-2	96.94	cis-1,2-Dichloroethylene	ND	0.032	0.062	ppbv		ND	0.13	0.25	ug/m3
10061-01-5	111	cis-1,3-Dichloropropene	ND	0.16	0.050	ppbv		ND	0.73	0.23	ug/m3
541-73-1	147	m-Dichlorobenzene	ND	0.080	0.032	ppbv		ND	0.48	0.19	ug/m3
95-50-1	147	o-Dichlorobenzene	ND	0.032	0.12	ppbv		ND	0.19	0.72	ug/m3
106-46-7	147	p-Dichlorobenzene	ND	0.080	0.15	ppbv		ND	0.48	0.90	ug/m3
10061-02-6	111	trans-1,3-Dichloropropene	ND	0.16	0.081	ppbv		ND	0.73	0.37	ug/m3

ND = Not detected MDL = Method Detection Limit J = Indicates an estimated value
RL = Reporting Limit B = Indicates analyte found in associated method blank
E = Indicates value exceeds calibration range N = Indicates presumptive evidence of a compound

Report of Analysis

Client Sample ID:	OA-AA		
Lab Sample ID:	JD61280-5	**Date Sampled:**	03/02/23
Matrix:	AIR - Ambient Air Comp. Summa ID: A1294	**Date Received:**	03/03/23
Method:	TO-15	**Percent Solids:**	n/a
Project:	Brent Mako Building 3 Investigation, Enter Lane, Islandia, NY		

VOA TO15 List

CAS No.	MW	Compound	Result	RL	MDL	Units	Q	Result	RL	MDL	Units
64-17-5	46.07	Ethanol	3.4	0.40	0.32	ppbv		6.4	0.75	0.60	ug/m3
100-41-4	106.2	Ethylbenzene	ND	0.16	0.049	ppbv		ND	0.69	0.21	ug/m3
141-78-6	88	Ethyl Acetate	1.7	0.16	0.083	ppbv		6.1	0.58	0.30	ug/m3
622-96-8	120.19	4-Ethyltoluene	ND	0.16	0.076	ppbv		ND	0.79	0.37	ug/m3
76-13-1	187.4	Freon 113	ND	0.080	0.025	ppbv		ND	0.61	0.19	ug/m3
76-14-2	170.9	Freon 114	ND	0.080	0.040	ppbv		ND	0.56	0.28	ug/m3
142-82-5	100.2	Heptane	ND	0.16	0.074	ppbv		ND	0.66	0.30	ug/m3
87-68-3	260.8	Hexachlorobutadiene	ND	0.072	0.050	ppbv		ND	0.77	0.53	ug/m3
110-54-3	86.18	Hexane	0.13	0.16	0.090	ppbv	J	0.46	0.56	0.32	ug/m3
591-78-6	100	2-Hexanone [b]	ND	0.16	0.12	ppbv		ND	0.65	0.49	ug/m3
67-63-0	60.1	Isopropyl Alcohol	4.7	0.16	0.11	ppbv		12	0.39	0.27	ug/m3
75-09-2	84.94	Methylene chloride	0.20	0.16	0.045	ppbv		0.69	0.56	0.16	ug/m3
78-93-3	72.11	Methyl ethyl ketone	0.79	0.16	0.088	ppbv		2.3	0.47	0.26	ug/m3
108-10-1	100.2	Methyl Isobutyl Ketone	ND	0.16	0.058	ppbv		ND	0.66	0.24	ug/m3
1634-04-4	88.15	Methyl Tert Butyl Ether	ND	0.16	0.064	ppbv		ND	0.58	0.23	ug/m3
80-62-6	100.12	Methylmethacrylate	ND	0.16	0.056	ppbv		ND	0.66	0.23	ug/m3
115-07-1	42	Propylene	ND	0.40	0.11	ppbv		ND	0.69	0.19	ug/m3
100-42-5	104.1	Styrene	ND	0.16	0.094	ppbv		ND	0.68	0.40	ug/m3
71-55-6	133.4	1,1,1-Trichloroethane	ND	0.080	0.030	ppbv		ND	0.44	0.16	ug/m3
79-34-5	167.85	1,1,2,2-Tetrachloroethane	ND	0.080	0.038	ppbv		ND	0.55	0.26	ug/m3
79-00-5	133.4	1,1,2-Trichloroethane	ND	0.080	0.030	ppbv		ND	0.44	0.16	ug/m3
120-82-1	181.5	1,2,4-Trichlorobenzene	ND	0.080	0.097	ppbv		ND	0.59	0.72	ug/m3
95-63-6	120.19	1,2,4-Trimethylbenzene	ND	0.16	0.070	ppbv		ND	0.79	0.34	ug/m3
108-67-8	120.19	1,3,5-Trimethylbenzene	ND	0.16	0.064	ppbv		ND	0.79	0.31	ug/m3
540-84-1	114.2	2,2,4-Trimethylpentane	ND	0.16	0.076	ppbv		ND	0.75	0.35	ug/m3
75-65-0	74.12	Tertiary Butyl Alcohol	0.078	0.16	0.074	ppbv	J	0.24	0.49	0.22	ug/m3
127-18-4	165.8	Tetrachloroethylene	ND	0.032	0.011	ppbv		ND	0.22	0.075	ug/m3
109-99-9	72.11	Tetrahydrofuran	0.12	0.16	0.072	ppbv	J	0.35	0.47	0.21	ug/m3
108-88-3	92.14	Toluene	0.32	0.16	0.046	ppbv		1.2	0.60	0.17	ug/m3
79-01-6	131.4	Trichloroethylene	ND	0.032	0.015	ppbv		ND	0.17	0.081	ug/m3
75-69-4	137.4	Trichlorofluoromethane	0.22	0.080	0.029	ppbv		1.2	0.45	0.16	ug/m3
75-01-4	62.5	Vinyl chloride	ND	0.032	0.055	ppbv		ND	0.082	0.14	ug/m3
108-05-4	86	Vinyl Acetate	ND	0.16	0.090	ppbv		ND	0.56	0.32	ug/m3
	106.2	m,p-Xylene	0.13	0.16	0.11	ppbv	J	0.56	0.69	0.48	ug/m3
95-47-6	106.2	o-Xylene	ND	0.16	0.062	ppbv		ND	0.69	0.27	ug/m3
1330-20-7	106.2	Xylenes (total)	0.13	0.16	0.062	ppbv	J	0.56	0.69	0.27	ug/m3

CAS No.	Surrogate Recoveries	Run# 1	Run# 2	Limits
460-00-4	4-Bromofluorobenzene	91%		65-128%

ND = Not detected MDL = Method Detection Limit J = Indicates an estimated value
RL = Reporting Limit B = Indicates analyte found in associated method blank
E = Indicates value exceeds calibration range N = Indicates presumptive evidence of a compound

Report of Analysis

Client Sample ID:	OA-AA		
Lab Sample ID:	JD61280-5	**Date Sampled:**	03/02/23
Matrix:	AIR - Ambient Air Comp. Summa ID: A1294	**Date Received:**	03/03/23
Method:	TO-15	**Percent Solids:**	n/a
Project:	Brent Mako Building 3 Investigation, Enter Lane, Islandia, NY		

VOA TO15 List

CAS No.	MW	Compound	Result	RL	MDL	Units	Q	Result	RL	MDL	Units

(a) Associated CCV outside of control limits low. This compound in blank spike is outside in house QC limits bias low.
(b) Associated CCV outside of control limits high, sample was ND.

ND = Not detected MDL = Method Detection Limit
RL = Reporting Limit
E = Indicates value exceeds calibration range

J = Indicates an estimated value
B = Indicates analyte found in associated method blank
N = Indicates presumptive evidence of a compound

Misc. Forms

Custody Documents and Other Forms

Includes the following where applicable:

- Chain of Custody
- Summa Canister and Flow Controller Log
- Sample Tracking Chronicle
- 2021 MDL Study - Method: TO-15

SGS

CHAIN OF CUSTODY - AIR

JD61280

PAGE 1 OF 1

SGS North America Inc. - Dayton
2235 Route 130, Dayton, NJ 08810
TEL. 732-329-0200 FAX 732-329-3499
www.sgs.com/ehsusa

FED-EX Tracking #:
Bottle Order Control #: JS-0 71323-1LT
SGS Quote #:
SGS Job #:

Client / Reporting Information

Company Name: CA Rich Consultants
Address: 17 Dupont Street
City: Plainview State: NY Zip: 11803
Project Contact: Michael Yager E-mail: myager@carichinc.com
Phone #: 516 576 8844
Sampler(s) Name(s): M. Yager

Project Information

Project Name: MAKO 3 SVI
Street: Enter Lane
City: Islandia State: NY
Project #:
Client Purchase Order #:

Weather Parameters

Temperature (Fahrenheit)
Start: Maximum:
Stop: Minimum:
Atmoshpheric Pressure (Inches of Hg)
Start: Maximum:
Stop: Minimum:
Other weather comment:

Requested Analysis

TO15

Lab Sample #	Field ID / Point of Collection	Air Type: Ind (I) Soil Vap (SV) Amb (A)	Air Type: Res (R) Non-Res (NR)	Sampling Equipment Info: Canister Serial #	Canister Size 6L or 1L	Flow Controller Serial #	Start Sampling Information: Date	Time (24hr clock)	Canister Pressure ("Hg)	Interior Temp (F)	Sampler Init.	Stop Sampling Information: Date	Time (24hr clock)	Canister Pressure ("Hg)	Interior Temp (F)	Sampler Init.	TO15
1	SV-48	SV	NR	1945	6L	1069	3/2/23	0622	30		MY	3/2/23	1430	6		MY	X
2	SV-50	SV	NR	1927	6L	863	3/2/23	0706	30		MY	3/2/23	1503	4		MY	X
3	IA-48	I	NR	M002	6L	1299	3/2/23	0624	30		MY	3/2/23	1428	5		MY	X
4	IA-50	I	NR	M103	6L	1077	3/2/23	0708	30		MY	3/2/23	1512	6		MY	X
5	OA-AA	A	NR	1294	6L	1086	3/2/23	0655	30		MY	3/2/23	1520	6		MY	X

* SUMMA CAN 1324 and Flow Controller 1140 NOT USED - Do Not Analyze

Turnaround Time (Business days)

- [X] 15 Business Days
- [ ] 10 Business Days
- [ ] 5 Business Days
- [ ] 3 Business Days *
- [ ] 2 Business Days *
- [ ] 1 Business Day *
- [ ] Other

Approved By:
Date:
* Approval needed for 1-3 Business Day TAT

Data Deliverable Information

All NJDEP TO-15 is mandatory Full T1
Comm A
Comm B
Reduced T2
Full T1
Other:
DKQP reporting

Comments / Remarks

- NYASP Cat. B Deliverables
- NYSDOH Air Guide 1 Minimum Detection Limits

Seal #s - 06740 + 06742
Sample inventory is verified upon receipt in the Laboratory

Sample Custody must be documented below each time samples change possession, including courier delivery.

Relinquished by Laboratory:	Date / Time:		Received By:	Relinquished By:	Date / Time:	Received By:
1 [signature]	3/3/23	1035	1	2		2 [signature]
3 [signature]	3/2/23	1600	3 [signature]	4 [signature]	3-3-23	1545 4 [signature]
5			5	Custody Seal #		

http://www.sgs.com/en/terms-and-conditions

SGS COURIER

Initial Assessment 3B6
Label Verification

SGS COURIER

EHSA-QAC-0022-01-FORM-Dayton-Air COC
Rev.date:1/15/2021

5.1 5

JD61280: Chain of Custody
Page 1 of 3

SGS

AIR SAMPLING EQUIPMENT RETURN FORM

CLIENT: CA Rich Consultants

PROJECT:

CONTROL# JS-021323-115

JOB # JD 61280

ADDITIONAL SUMMA CANISTERS

6 A1324

ADDITIONAL CONTROLLERS

FC1140

RELINQUISHED BY: 1	DATE & TIME:	RECEIVED BY: 2	DATE & TIME:
RELINQUISHED BY: 3	DATE & TIME:	RECEIVED BY: 4	DATE & TIME:
CUSTODY SEAL #'S:		# OF BOXES OR PIECES IN DELIVERY	

NOTES:

SM086-03
Pub date: 3/12/18

JD61280: Chain of Custody
Page 2 of 3

SGS Sample Receipt Summary

Job Number: JD61280 **Client:** C. A. RICH CONSULTANTS **Project:** BRENT MAKO BUILDING 3 INVESTIGATI

Date / Time Received: 3/3/2023 3:45:00 PM **Delivery Method:** SGS COUIRER **Airbill #'s:**

Cooler Temps (Raw Measured) °C:

Cooler Temps (Corrected) °C:

Cooler Security	Y	or N		Y	or N
1. Custody Seals Present:	☑	☐	3. COC Present:	☑	☐
2. Custody Seals Intact:	☑	☐	4. Smpl Dates/Time OK	☑	☐

Cooler Temperature	Y	or N
1. Temp criteria achieved:	☐	☐
2. Cooler temp verification:	N/A	
3. Cooler media:	N/A	
4. No. Coolers:	N/A	

Quality Control Preservation	Y	or N	N/A
1. Trip Blank present / cooler:	☐	☑	☐
2. Trip Blank listed on COC:	☐	☑	☐
3. Samples preserved properly:	☑	☐	
4. VOCs headspace free:	☐	☐	☑

Sample Integrity - Documentation	Y	or N
1. Sample labels present on bottles:	☑	☐
2. Container labeling complete:	☑	☐
3. Sample container label / COC agree:	☑	☐

Sample Integrity - Condition	Y	or N
1. Sample recvd within HT:	☑	☐
2. All containers accounted for:	☑	☐
3. Condition of sample:	Intact	

Sample Integrity - Instructions	Y	or N	N/A
1. Analysis requested is clear:	☑	☐	
2. Bottles received for unspecified tests	☐	☑	
3. Sufficient volume recvd for analysis:	☑	☐	
4. Compositing instructions clear:	☐	☐	☑
5. Filtering instructions clear:	☐	☐	☑

Test Strip Lot #s: pH 1-12: 231619 pH 12+: 203117A Other: (Specify)

Comments

SM089-03
Rev. Date 12/7/17

5.1

5

JD61280: Chain of Custody
Page 3 of 3

Summa Canister and Flow Controller Log

Job Number: JD61280
Account: CARICH C. A. Rich Consultants
Project: Brent Mako Building 3 Investigation, Enter Lane, Islandia, NY
Received: 03/03/23

SUMMA CANISTERS

Shipping							Receiving						
Summa ID	L	Vac " Hg	Date Out	By	SCC Batch	SCC FileID	Sample Number	Date In	By	Vac " Hg	Pres psig	Final psig	Dil Fact
A1745	6	29.4	02/23/23	ML	CP12053	6W28044.D	JD61280-1	03/07/23	DG	5			1
A1727	6	29.4	02/23/23	ML	CP12062	8W00106.D	JD61280-2	03/07/23	DG	3.5			1
M002	6	29.4	02/23/23	ML	CP12053	6W28044.D	JD61280-3	03/07/23	DG	4.5			1
M103	6	29.4	02/23/23	ML	CP12062	8W00106.D	JD61280-4	03/07/23	DG	5			1
A1294	6	29.4	02/23/23	ML	CP12061	8W00145.D	JD61280-5	03/07/23	DG	4			1

FLOW CONTROLLERS / OTHER

Shipping					Receiving				
Flow Crtl ID	Date Out	By	cc/ min	Time hrs.	Date In	By	cc/ min	Flow RPD	Equipment Type
FC863	02/23/23	ML	10.3	8	03/06/23	ML	10.4	1	Flow Controller
FC1069	02/23/23	ML	10.3	8	03/06/23	ML	10.5	1.9	Flow Controller
FC1077	02/23/23	ML	10.5	8	03/06/23	ML	10.5	0	Flow Controller
FC1086	02/23/23	ML	10.5	8	03/06/23	ML	10.6	0.9	Flow Controller
FC1140	02/23/23	ML	10.4	8	03/06/23	ML	10.3	1	Flow Controller
FC1299	02/23/23	ML	10.3	8	03/06/23	ML	10.4	1	Flow Controller

SGS Bottle Order(s):
JS-021323-115

Prep Date	Room Temp(F)	Bar Pres "Hg
02/23/23	70	29.92

Internal Sample Tracking Chronicle

C. A. Rich Consultants

Job No: JD61280

Brent Mako Building 3 Investigation, Enter Lane, Islandia, NY

Sample Number	Method	Analyzed	By	Prepped	By	Test Codes
JD61280-1 SV-48	Collected: 02-MAR-23 14:30 By: MY		Received: 03-MAR-23 By: KG			
JD61280-1	TO-15	17-MAR-23 00:47	TCH			VTO15NYSVLL
JD61280-2 SV-50	Collected: 02-MAR-23 15:03 By: MY		Received: 03-MAR-23 By: KG			
JD61280-2	TO-15	17-MAR-23 01:23	TCH			VTO15NYSVLL
JD61280-3 IA-48	Collected: 02-MAR-23 14:28 By: MY		Received: 03-MAR-23 By: KG			
JD61280-3	TO-15	17-MAR-23 01:59	TCH			VTO15NYLL
JD61280-3	TO-15	20-MAR-23 20:06	TCH			VTO15NYLL
JD61280-4 IA-50	Collected: 02-MAR-23 15:12 By: MY		Received: 03-MAR-23 By: KG			
JD61280-4	TO-15	17-MAR-23 02:36	TCH			VTO15NYLL
JD61280-4	TO-15	20-MAR-23 20:38	TCH			VTO15NYLL
JD61280-5 OA-AA	Collected: 02-MAR-23 15:20 By: MY		Received: 03-MAR-23 By: KG			
JD61280-5	TO-15	20-MAR-23 21:14	TCH			VTO15NYLL

SGS North America Inc.-Dayton laboratory
TO-15 FINAL MDL for 2020-2021

METHOD	RI	LOGINNUM	SPEC_MAT	SAMPLENUM	CLIENTID	MEASUREDATE	INSTRUME	PARM_STO	PARM_SYN	FINAL MDL	RDLVALUE	COMMENT	UNITS
TO-15		JD18443D	STYA	JD18443D-4D	MDLV : 0.04 PPBV 2W	12/30/21 4:00	GCMS2W	120-82-1	1,2,4-Trichlorobenzene	0.121	0.2	2W Q-4	I ppbv
TO-15		JD18443D	STYA	JD18443D-4D	MDLV : 0.04 PPBV 2W	12/30/21 4:00	GCMS2W	541-73-1	m-Dichlorobenzene	0.04	0.2	2W Q-4	I ppbv
TO-15		JD18443D	STYA	JD18443D-4D	MDLV : 0.04 PPBV 2W	12/30/21 4:00	GCMS2W	91-20-3	Naphthalene	0.127	0.2	2W Q-4	I ppbv
TO-15		JD18443D	STYA	JD18443D-4D	MDLV : 0.04 PPBV 2W	12/30/21 4:00	GCMS2W	127-18-4	Tetrachloroethylene	0.014	0.04	2W Q-4	I ppbv
TO-15		JD18443D	STYA	JD18443D-4D	MDLV : 0.04 PPBV 2W	12/30/21 4:00	GCMS2W	79-01-6	Trichloroethylene	0.019	0.04	2W Q-4	I ppbv
TO-15		JD18443D	STYA	JD18443D-2F	MDLV : 0.2 PPBV 5W	12/30/21 5:36	GCMS5W	630-20-6	1,1,1,2-Tetrachloroethane	0.042	0.2	5W Q-4	I ppbv
TO-15		JD18443D	STYA	JD18443D-2F	MDLV : 0.2 PPBV 5W	12/30/21 5:36	GCMS5W	71-55-6	1,1,1-Trichloroethane	0.037	0.2	5W Q-4	I ppbv
TO-15		JD18443D	STYA	JD18443D-2F	MDLV : 0.2 PPBV 5W	12/30/21 5:36	GCMS5W	79-34-5	1,1,2,2-Tetrachloroethane	0.048	0.2	5W Q-4	I ppbv
TO-15		JD18443D	STYA	JD18443D-2F	MDLV : 0.2 PPBV 5W	12/30/21 5:36	GCMS5W	79-00-5	1,1,2-Trichloroethane	0.038	0.2	5W Q-4	I ppbv
TO-15		JD18443D	STYA	JD18443D-2F	MDLV : 0.2 PPBV 5W	12/30/21 5:36	GCMS5W	75-34-3	1,1-Dichloroethane	0.057	0.2	5W Q-4	I ppbv
TO-15		JD18443D	STYA	JD18443D-2F	MDLV : 0.2 PPBV 5W	12/30/21 5:36	GCMS5W	75-35-4	1,1-Dichloroethylene	0.059	0.2	5W Q-4	I ppbv
TO-15		JD18443D	STYA	JD18443D-2F	MDLV : 0.2 PPBV 5W	12/30/21 5:36	GCMS5W	96-18-4	1,2,3-Trichloropropane	0.05	0.2	5W Q-4	I ppbv
TO-15		JD18443D	STYA	JD18443D-2F	MDLV : 0.2 PPBV 5W	12/30/21 5:36	GCMS5W	526-73-8	1,2,3-Trimethylbenzene	0.099	0.2	5W Q-4	I ppbv
TO-15		JD18443D	STYA	JD18443D-2F	MDLV : 0.2 PPBV 5W	12/30/21 5:36	GCMS5W	95-63-6	1,2,4-Trimethylbenzene	0.087	0.2	5W Q-4	I ppbv
TO-15		JD18443D	STYA	JD18443D-2F	MDLV : 0.2 PPBV 5W	12/30/21 5:36	GCMS5W	106-93-4	1,2-Dibromoethane (EDB)	0.097	0.2	5W Q-4	I ppbv
TO-15		JD18443D	STYA	JD18443D-2F	MDLV : 0.2 PPBV 5W	12/30/21 5:36	GCMS5W	107-06-2	1,2-Dichloroethane	0.07	0.2	5W Q-4	I ppbv
TO-15		JD18443D	STYA	JD18443D-2F	MDLV : 0.2 PPBV 5W	12/30/21 5:36	GCMS5W	78-87-5	1,2-Dichloropropane	0.062	0.2	5W Q-4	I ppbv
TO-15		JD18443D	STYA	JD18443D-2F	MDLV : 0.2 PPBV 5W	12/30/21 5:36	GCMS5W	108-67-8	1,3,5-Trimethylbenzene	0.062	0.2	5W Q-4	I ppbv
TO-15		JD18443D	STYA	JD18443D-2F	MDLV : 0.2 PPBV 5W	12/30/21 5:36	GCMS5W	106-99-0	1,3-Butadiene	0.084	0.2	5W Q-4	I ppbv
TO-15		JD18443D	STYA	JD18443D-2F	MDLV : 0.2 PPBV 5W	12/30/21 5:36	GCMS5W	142-28-9	1,3-Dichloropropane	0.057	0.2	5W Q-4	I ppbv
TO-15		JD18443D	STYA	JD18443D-2F	MDLV : 0.2 PPBV 5W	12/30/21 5:36	GCMS5W	123-91-1	1,4-Dioxane	0.117	0.2	5W Q-4	I ppbv
TO-15		JD18443D	STYA	JD18443D-2F	MDLV : 0.2 PPBV 5W	12/30/21 5:36	GCMS5W	540-84-1	2,2,4-Trimethylpentane	0.095	0.2	5W Q-4	I ppbv
TO-15		JD18443D	STYA	JD18443D-2F	MDLV : 0.2 PPBV 5W	12/30/21 5:36	GCMS5W	565-59-3	2,3-Dimethylpentane	0.089	0.2	5W Q-4	I ppbv
TO-15		JD18443D	STYA	JD18443D-2F	MDLV : 0.2 PPBV 5W	12/30/21 5:36	GCMS5W	108-08-7	2,4-Dimethylpentane	0.104	0.2	5W Q-4	I ppbv
TO-15		JD18443D	STYA	JD18443D-2F	MDLV : 0.2 PPBV 5W	12/30/21 5:36	GCMS5W	95-49-8	2-Chlorotoluene	0.072	0.2	5W Q-4	I ppbv
TO-15		JD18443D	STYA	JD18443D-2F	MDLV : 0.2 PPBV 5W	12/30/21 5:36	GCMS5W	591-78-6	2-Hexanone	0.145	0.2	5W Q-4	I ppbv
TO-15		JD18443D	STYA	JD18443D-2F	MDLV : 0.2 PPBV 5W	12/30/21 5:36	GCMS5W	107-05-1	3-Chloropropene	0.083	0.2	5W Q-4	I ppbv
TO-15		JD18443D	STYA	JD18443D-2F	MDLV : 0.2 PPBV 5W	12/30/21 5:36	GCMS5W	622-96-8	4-Ethyltoluene	0.095	0.2	5W Q-4	I ppbv
TO-15		JD18443D	STYA	JD18443D-2F	MDLV : 0.2 PPBV 5W	12/30/21 5:36	GCMS5W	67-64-1	Acetone (2-Propanone)	0.145	0.2	5W Q-4	I ppbv
TO-15		JD18443D	STYA	JD18443D-2F	MDLV : 0.2 PPBV 5W	12/30/21 5:36	GCMS5W	75-05-8	Acetonitrile	0.171	0.2	5W Q-4	I ppbv
TO-15		JD18443D	STYA	JD18443D-2F	MDLV : 0.2 PPBV 5W	12/30/21 5:36	GCMS5W	107-02-8	Acrolein	0.0883	0.2	5W Q-4	I ppbv
TO-15		JD18443D	STYA	JD18443D-2F	MDLV : 0.2 PPBV 5W	12/30/21 5:36	GCMS5W	107-13-1	Acrylonitrile	0.091	0.2	5W Q-4	I ppbv
TO-15		JD18443D	STYA	JD18443D-2F	MDLV : 0.2 PPBV 5W	12/30/21 5:36	GCMS5W	71-43-2	Benzene	0.062	0.2	5W Q-4	I ppbv
TO-15		JD18443D	STYA	JD18443D-2F	MDLV : 0.2 PPBV 5W	12/30/21 5:36	GCMS5W	100-44-7	Benzyl Chloride	0.125	0.2	5W Q-4	I ppbv
TO-15		JD18443D	STYA	JD18443D-2F	MDLV : 0.2 PPBV 5W	12/30/21 5:36	GCMS5W	108-86-1	Bromobenzene	0.154	0.2	5W Q-4	I ppbv
TO-15		JD18443D	STYA	JD18443D-2F	MDLV : 0.2 PPBV 5W	12/30/21 5:36	GCMS5W	75-27-4	Bromodichloromethane	0.03	0.2	5W Q-4	I ppbv
TO-15		JD18443D	STYA	JD18443D-2F	MDLV : 0.2 PPBV 5W	12/30/21 5:36	GCMS5W	593-60-2	Bromoethene	0.061	0.2	5W Q-4	I ppbv
TO-15		JD18443D	STYA	JD18443D-2F	MDLV : 0.2 PPBV 5W	12/30/21 5:36	GCMS5W	75-25-2	Bromoform	0.071	0.2	5W Q-4	I ppbv
TO-15		JD18443D	STYA	JD18443D-2F	MDLV : 0.2 PPBV 5W	12/30/21 5:36	GCMS5W	74-83-9	Bromomethane	0.069	0.2	5W Q-4	I ppbv
TO-15		JD18443D	STYA	JD18443D-2F	MDLV : 0.2 PPBV 5W	12/30/21 5:36	GCMS5W	75-15-0	Carbon disulfide	0.045	0.2	5W Q-4	I ppbv
TO-15		JD18443D	STYA	JD18443D-2F	MDLV : 0.2 PPBV 5W	12/30/21 5:36	GCMS5W	56-23-5	Carbon tetrachloride	0.04	0.2	5W Q-4	I ppbv
TO-15		JD18443D	STYA	JD18443D-2F	MDLV : 0.2 PPBV 5W	12/30/21 5:36	GCMS5W	108-90-7	Chlorobenzene	0.074	0.2	5W Q-4	I ppbv
TO-15		JD18443D	STYA	JD18443D-2F	MDLV : 0.2 PPBV 5W	12/30/21 5:36	GCMS5W	75-45-6	Chlorodifluoromethane	0.106	0.2	5W Q-4	I ppbv
TO-15		JD18443D	STYA	JD18443D-2F	MDLV : 0.2 PPBV 5W	12/30/21 5:36	GCMS5W	75-00-3	Chloroethane	0.068	0.2	5W Q-4	I ppbv
TO-15		JD18443D	STYA	JD18443D-2F	MDLV : 0.2 PPBV 5W	12/30/21 5:36	GCMS5W	67-66-3	Chloroform	0.037	0.2	5W Q-4	I ppbv
TO-15		JD18443D	STYA	JD18443D-2F	MDLV : 0.2 PPBV 5W	12/30/21 5:36	GCMS5W	74-87-3	Chloromethane	0.09	0.2	5W Q-4	I ppbv
TO-15		JD18443D	STYA	JD18443D-2F	MDLV : 0.2 PPBV 5W	12/30/21 5:36	GCMS5W	79-38-9	Chlorotrifluoroethene	0.024	0.2	5W Q-4	I ppbv
TO-15		JD18443D	STYA	JD18443D-2F	MDLV : 0.2 PPBV 5W	12/30/21 5:36	GCMS5W	156-59-2	cis-1,2-Dichloroethylene	0.077	0.2	5W Q-4	I ppbv
TO-15		JD18443D	STYA	JD18443D-2F	MDLV : 0.2 PPBV 5W	12/30/21 5:36	GCMS5W	10061-01-5	cis-1,3-Dichloropropene	0.062	0.2	5W Q-4	I ppbv
TO-15		JD18443D	STYA	JD18443D-2F	MDLV : 0.2 PPBV 5W	12/30/21 5:36	GCMS5W	110-82-7	Cyclohexane	0.11	0.2	5W Q-4	I ppbv
TO-15		JD18443D	STYA	JD18443D-2F	MDLV : 0.2 PPBV 5W	12/30/21 5:36	GCMS5W	124-48-1	Dibromochloromethane	0.052	0.2	5W Q-4	I ppbv
TO-15		JD18443D	STYA	JD18443D-2F	MDLV : 0.2 PPBV 5W	12/30/21 5:36	GCMS5W	74-95-3	Dibromomethane	0.053	0.2	5W Q-4	I ppbv
TO-15		JD18443D	STYA	JD18443D-2F	MDLV : 0.2 PPBV 5W	12/30/21 5:36	GCMS5W	75-71-8	Dichlorodifluoromethane	0.032	0.2	5W Q-4	I ppbv
TO-15		JD18443D	STYA	JD18443D-2F	MDLV : 0.2 PPBV 5W	12/30/21 5:36	GCMS5W	75-43-4	Dichlorofluoromethane	0.066	0.2	5W Q-4	I ppbv
TO-15		JD18443D	STYA	JD18443D-2F	MDLV : 0.2 PPBV 5W	12/30/21 5:36	GCMS5W	108-20-3	Di-isopropyl ether	0.082	0.2	5W Q-4	I ppbv
TO-15		JD18443D	STYA	JD18443D-2F	MDLV : 0.2 PPBV 5W	12/30/21 5:36	GCMS5W	64-17-5	Ethanol	0.394	0.5	5W Q-4	I ppbv

TO-15	JD18443D	STYA	JD18443D-2F	MDLV : 0.2	PPBV	5W	12/30/21	5:36	GCMS5W	141-78-6	Ethyl Acetate	0.104	0.2	5W	Q-4	I	ppbv
TO-15	JD18443D	STYA	JD18443D-2F	MDLV : 0.2	PPBV	5W	12/30/21	5:36	GCMS5W	140-88-5	Ethyl Acrylate	0.105	0.2	5W	Q-4	I	ppbv
TO-15	JD18443D	STYA	JD18443D-2F	MDLV : 0.2	PPBV	5W	12/30/21	5:36	GCMS5W	100-41-4	Ethylbenzene	0.061	0.2	5W	Q-4	I	ppbv
TO-15	JD18443D	STYA	JD18443D-2F	MDLV : 0.2	PPBV	5W	12/30/21	5:36	GCMS5W	76-13-1	Freon 113	0.031	0.2	5W	Q-4	I	ppbv
TO-15	JD18443D	STYA	JD18443D-2F	MDLV : 0.2	PPBV	5W	12/30/21	5:36	GCMS5W	76-14-2	Freon 114	0.05	0.2	5W	Q-4	I	ppbv
TO-15	JD18443B	STYA	JD18443B-1F	MDLV : 0.2	PPBV	3W	4/27/21	5:01	GCMS3W	76-15-3	Freon 115	0.0077	0.2	3W	Q-2	I	ppbv
TO-15	JD18443D	STYA	JD18443D-2F	MDLV : 0.2	PPBV	5W	12/30/21	5:36	GCMS5W	306-83-2	Freon 123	0.083	0.2	5W	Q-4	I	ppbv
TO-15	JD18443D	STYA	JD18443D-2F	MDLV : 0.2	PPBV	5W	12/30/21	5:36	GCMS5W	354-23-4	Freon 123A	0.068	0.2	5W	Q-4	I	ppbv
TO-15	JD18443D	STYA	JD18443D-2F	MDLV : 0.2	PPBV	5W	12/30/21	5:36	GCMS5W	75-68-3	Freon 142B	0.07	0.2	5W	Q-4	I	ppbv
TO-15	JD18443D	STYA	JD18443D-2F	MDLV : 0.2	PPBV	5W	12/30/21	5:36	GCMS5W	75-37-6	Freon 152A	0.06	0.2	5W	Q-4	I	ppbv
TO-15	JD18443D	STYA	JD18443D-2F	MDLV : 0.2	PPBV	5W	12/30/21	5:36	GCMS5W	142-82-5	Heptane	0.092	0.2	5W	Q-4	I	ppbv
TO-15	JD18443D	STYA	JD18443D-2F	MDLV : 0.2	PPBV	5W	12/30/21	5:36	GCMS5W	87-68-3	Hexachlorobutadiene	0.062	0.2	5W	Q-4	I	ppbv
TO-15	JD18443D	STYA	JD18443D-2F	MDLV : 0.2	PPBV	5W	12/30/21	5:36	GCMS5W	67-72-1	Hexachloroethane	0.082	0.2	5W	Q-4	I	ppbv
TO-15	JD18443D	STYA	JD18443D-2F	MDLV : 0.2	PPBV	5W	12/30/21	5:36	GCMS5W	110-54-3	Hexane	0.112	0.2	5W	Q-4	I	ppbv
TO-15	JD18443D	STYA	JD18443D-2F	MDLV : 0.2	PPBV	5W	12/30/21	5:36	GCMS5W	74-88-4	Iodomethane	0.037	0.2	5W	Q-4	I	ppbv
TO-15	JD18443D	STYA	JD18443D-2F	MDLV : 0.2	PPBV	5W	12/30/21	5:36	GCMS5W	67-63-0	Isopropyl Alcohol	0.187	0.2	5W	Q-4	I	ppbv
TO-15	JD18443D	STYA	JD18443D-2F	MDLV : 0.2	PPBV	5W	12/30/21	5:36	GCMS5W	98-82-8	Isopropylbenzene	0.064	0.2	5W	Q-4	I	ppbv
TO-15	JD18443D	STYA	JD18443D-2F	MDLV : 0.2	PPBV	5W	12/30/21	5:36	GCMS5W	M,P-XYLEN	m,p-Xylene	0.139	0.2	5W	Q-4	I	ppbv
TO-15	JD18443D	STYA	JD18443D-2F	MDLV : 0.2	PPBV	5W	12/30/21	5:36	GCMS5W	78-93-3	Methyl ethyl ketone	0.11	0.2	5W	Q-4	I	ppbv
TO-15	JD18443D	STYA	JD18443D-2F	MDLV : 0.2	PPBV	5W	12/30/21	5:36	GCMS5W	108-10-1	Methyl Isobutyl Ketone	0.073	0.2	5W	Q-4	I	ppbv
TO-15	JD18443D	STYA	JD18443D-2F	MDLV : 0.2	PPBV	5W	12/30/21	5:36	GCMS5W	1634-04-4	Methyl Tert Butyl Ether	0.08	0.2	5W	Q-4	I	ppbv
TO-15	JD18443D	STYA	JD18443D-2F	MDLV : 0.2	PPBV	5W	12/30/21	5:36	GCMS5W	75-09-2	Methylene chloride	0.056	0.2	5W	Q-4	I	ppbv
TO-15	JD18443D	STYA	JD18443D-2F	MDLV : 0.2	PPBV	5W	12/30/21	5:36	GCMS5W	80-62-6	Methylmethacrylate	0.07	0.2	5W	Q-4	I	ppbv
TO-15	JD18443D	STYA	JD18443D-2F	MDLV : 0.2	PPBV	5W	12/30/21	5:36	GCMS5W	106-97-8	n-Butane	0.106	0.2	5W	Q-4	I	ppbv
TO-15	JD18443D	STYA	JD18443D-2F	MDLV : 0.2	PPBV	5W	12/30/21	5:36	GCMS5W	104-51-8	n-Butylbenzene	0.106	0.2	5W	Q-4	I	ppbv
TO-15	JD18443D	STYA	JD18443D-2F	MDLV : 0.2	PPBV	5W	12/30/21	5:36	GCMS5W	111-84-2	Nonane	0.1	0.2	5W	Q-4	I	ppbv
TO-15	JD18443D	STYA	JD18443D-2F	MDLV : 0.2	PPBV	5W	12/30/21	5:36	GCMS5W	103-65-1	n-Propylbenzene	0.091	0.2	5W	Q-4	I	ppbv
TO-15	JD18443D	STYA	JD18443D-2F	MDLV : 0.2	PPBV	5W	12/30/21	5:36	GCMS5W	111-65-9	Octane	0.12	0.2	5W	Q-4	I	ppbv
TO-15	JD18443D	STYA	JD18443D-2F	MDLV : 0.2	PPBV	5W	12/30/21	5:36	GCMS5W	95-50-1	o-Dichlorobenzene	0.154	0.2	5W	Q-4	I	ppbv
TO-15	JD18443D	STYA	JD18443D-2F	MDLV : 0.2	PPBV	5W	12/30/21	5:36	GCMS5W	95-47-6	o-Xylene	0.077	0.2	5W	Q-4	I	ppbv
TO-15	JD18443D	STYA	JD18443D-2F	MDLV : 0.2	PPBV	5W	12/30/21	5:36	GCMS5W	106-46-7	p-Dichlorobenzene	0.191	0.2	5W	Q-4	I	ppbv
TO-15	JD18443D	STYA	JD18443D-2F	MDLV : 0.2	PPBV	5W	12/30/21	5:36	GCMS5W	109-66-0	Pentane	0.138	0.2	5W	Q-4	I	ppbv
TO-15	JD18443D	STYA	JD18443D-2F	MDLV : 0.2	PPBV	5W	12/30/21	5:36	GCMS5W	99-87-6	p-Isopropyltoluene	0.08	0.2	5W	Q-4	I	ppbv
TO-15	JD18443D	STYA	JD18443D-2F	MDLV : 0.2	PPBV	5W	12/30/21	5:36	GCMS5W	115-07-1	Propylene	0.142	0.5	5W	Q-4	I	ppbv
TO-15	JD18443D	STYA	JD18443D-2F	MDLV : 0.2	PPBV	5W	12/30/21	5:36	GCMS5W	135-98-8	sec-Butylbenzene	0.081	0.2	5W	Q-4	I	ppbv
TO-15	JD18443D	STYA	JD18443D-2F	MDLV : 0.2	PPBV	5W	12/30/21	5:36	GCMS5W	100-42-5	Styrene	0.118	0.2	5W	Q-4	I	ppbv
TO-15	JD18443D	STYA	JD18443D-2F	MDLV : 0.2	PPBV	5W	12/30/21	5:36	GCMS5W	98-06-6	tert-Butylbenzene	0.083	0.2	5W	Q-4	I	ppbv
TO-15	JD18443D	STYA	JD18443D-2F	MDLV : 0.2	PPBV	5W	12/30/21	5:36	GCMS5W	75-65-0	Tertiary Butyl Alcohol	0.093	0.2	5W	Q-4	I	ppbv
TO-15	JD18443D	STYA	JD18443D-2F	MDLV : 0.2	PPBV	5W	12/30/21	5:36	GCMS5W	109-99-9	Tetrahydrofuran	0.09	0.2	5W	Q-4	I	ppbv
TO-15	JD18443D	STYA	JD18443D-2F	MDLV : 0.2	PPBV	5W	12/30/21	5:36	GCMS5W	108-88-3	Toluene	0.057	0.2	5W	Q-4	I	ppbv
TO-15	JD18443D	STYA	JD18443D-2F	MDLV : 0.2	PPBV	5W	12/30/21	5:36	GCMS5W	156-60-5	trans-1,2-Dichloroethylene	0.069	0.2	5W	Q-4	I	ppbv
TO-15	JD18443D	STYA	JD18443D-2F	MDLV : 0.2	PPBV	5W	12/30/21	5:36	GCMS5W	10061-02-6	trans-1,3-Dichloropropene	0.101	0.2	5W	Q-4	I	ppbv
TO-15	JD18443D	STYA	JD18443D-2F	MDLV : 0.2	PPBV	5W	12/30/21	5:36	GCMS5W	75-69-4	Trichlorofluoromethane	0.036	0.2	5W	Q-4	I	ppbv
TO-15	JD18443D	STYA	JD18443D-2F	MDLV : 0.2	PPBV	5W	12/30/21	5:36	GCMS5W	TVHC AS EC	TVHC As Equiv Pentane	0.136	10	5W	Q-4	I	ppbv
TO-15	JD18443D	STYA	JD18443D-2F	MDLV : 0.2	PPBV	5W	12/30/21	5:36	GCMS5W	108-05-4	Vinyl Acetate	0.112	0.2	5W	Q-4	I	ppbv
TO-15	JD18443D	STYA	JD18443D-2F	MDLV : 0.2	PPBV	5W	12/30/21	5:36	GCMS5W	75-01-4	Vinyl chloride	0.069	0.2	5W	Q-4	I	ppbv
TO-15	JD18443D	STYA	JD18443D-4E	MDLV : 0.1	PPBV	2W	12/30/21	4:35	GCMS2W	67-63-0	Isopropyl Alcohol	0.141	0.2	2W	Q-4	I	ppbv

MS Volatiles

QC Data Summaries

Includes the following where applicable:

- Method Blank Summaries
- Blank Spike Summaries
- Matrix Spike and Duplicate Summaries
- Instrument Performance Checks (BFB)
- Internal Standard Area Summaries
- Initial Calibration RT/ISTD Area Summaries
- Surrogate Recovery Summaries
- Initial and Continuing Calibration Summaries
- Run Sequence Reports

Method Blank Summary

Job Number: JD61280
Account: CARICH C. A. Rich Consultants
Project: Brent Mako Building 3 Investigation, Enter Lane, Islandia, NY

Sample	File ID	DF	Analyzed	By	Prep Date	Prep Batch	Analytical Batch
V7W47-MB	7W01016.D	1	03/16/23	TCH	n/a	n/a	V7W47

The QC reported here applies to the following samples: **Method:** TO-15

JD61280-1, JD61280-2, JD61280-3, JD61280-4

CAS No.	Compound	Result	RL	MDL	Units	Q	Result	RL	Units
67-64-1	Acetone (2-Propanone)	ND	0.20	0.15	ppbv		ND	0.48	ug/m3
106-99-0	1,3-Butadiene	ND	0.20	0.084	ppbv		ND	0.44	ug/m3
71-43-2	Benzene	ND	0.20	0.062	ppbv		ND	0.64	ug/m3
75-27-4	Bromodichloromethane	ND	0.20	0.030	ppbv		ND	1.3	ug/m3
75-25-2	Bromoform	ND	0.20	0.071	ppbv		ND	2.1	ug/m3
74-83-9	Bromomethane	ND	0.20	0.069	ppbv		ND	0.78	ug/m3
593-60-2	Bromoethene	ND	0.20	0.061	ppbv		ND	0.87	ug/m3
100-44-7	Benzyl Chloride	ND	0.20	0.13	ppbv		ND	1.0	ug/m3
75-15-0	Carbon disulfide	ND	0.20	0.045	ppbv		ND	0.62	ug/m3
108-90-7	Chlorobenzene	ND	0.20	0.074	ppbv		ND	0.92	ug/m3
75-00-3	Chloroethane	ND	0.20	0.068	ppbv		ND	0.53	ug/m3
67-66-3	Chloroform	ND	0.20	0.037	ppbv		ND	0.98	ug/m3
74-87-3	Chloromethane	ND	0.20	0.090	ppbv		ND	0.41	ug/m3
107-05-1	3-Chloropropene	ND	0.20	0.083	ppbv		ND	0.63	ug/m3
95-49-8	2-Chlorotoluene	ND	0.20	0.072	ppbv		ND	1.0	ug/m3
56-23-5	Carbon tetrachloride	ND	0.20	0.040	ppbv		ND	1.3	ug/m3
110-82-7	Cyclohexane	ND	0.20	0.11	ppbv		ND	0.69	ug/m3
75-34-3	1,1-Dichloroethane	ND	0.20	0.057	ppbv		ND	0.81	ug/m3
75-35-4	1,1-Dichloroethylene	ND	0.20	0.059	ppbv		ND	0.79	ug/m3
106-93-4	1,2-Dibromoethane (EDB)	ND	0.20	0.097	ppbv		ND	1.5	ug/m3
107-06-2	1,2-Dichloroethane	ND	0.20	0.070	ppbv		ND	0.81	ug/m3
78-87-5	1,2-Dichloropropane	ND	0.20	0.062	ppbv		ND	0.92	ug/m3
123-91-1	1,4-Dioxane	ND	0.20	0.12	ppbv		ND	0.72	ug/m3
75-71-8	Dichlorodifluoromethane	ND	0.20	0.032	ppbv		ND	0.99	ug/m3
124-48-1	Dibromochloromethane	ND	0.20	0.052	ppbv		ND	1.7	ug/m3
156-60-5	trans-1,2-Dichloroethylene	ND	0.20	0.069	ppbv		ND	0.79	ug/m3
156-59-2	cis-1,2-Dichloroethylene	ND	0.20	0.077	ppbv		ND	0.79	ug/m3
10061-01-5	cis-1,3-Dichloropropene	ND	0.20	0.062	ppbv		ND	0.91	ug/m3
541-73-1	m-Dichlorobenzene	ND	0.20	0.040	ppbv		ND	1.2	ug/m3
95-50-1	o-Dichlorobenzene	ND	0.20	0.15	ppbv		ND	1.2	ug/m3
106-46-7	p-Dichlorobenzene	ND	0.20	0.19	ppbv		ND	1.2	ug/m3
10061-02-6	trans-1,3-Dichloropropene	ND	0.20	0.10	ppbv		ND	0.91	ug/m3
64-17-5	Ethanol	ND	0.50	0.39	ppbv		ND	0.94	ug/m3
100-41-4	Ethylbenzene	ND	0.20	0.061	ppbv		ND	0.87	ug/m3
141-78-6	Ethyl Acetate	ND	0.20	0.10	ppbv		ND	0.72	ug/m3
622-96-8	4-Ethyltoluene	ND	0.20	0.095	ppbv		ND	0.98	ug/m3

Method Blank Summary

Job Number: JD61280
Account: CARICH C. A. Rich Consultants
Project: Brent Mako Building 3 Investigation, Enter Lane, Islandia, NY

Sample	File ID	DF	Analyzed	By	Prep Date	Prep Batch	Analytical Batch
V7W47-MB	7W01016.D	1	03/16/23	TCH	n/a	n/a	V7W47

The QC reported here applies to the following samples: **Method:** TO-15

JD61280-1, JD61280-2, JD61280-3, JD61280-4

CAS No.	Compound	Result	RL	MDL	Units	Q	Result	RL	Units
76-13-1	Freon 113	ND	0.20	0.031	ppbv		ND	1.5	ug/m3
76-14-2	Freon 114	ND	0.20	0.050	ppbv		ND	1.4	ug/m3
142-82-5	Heptane	ND	0.20	0.092	ppbv		ND	0.82	ug/m3
87-68-3	Hexachlorobutadiene	ND	0.20	0.062	ppbv		ND	2.1	ug/m3
110-54-3	Hexane	ND	0.20	0.11	ppbv		ND	0.70	ug/m3
591-78-6	2-Hexanone	ND	0.20	0.15	ppbv		ND	0.82	ug/m3
67-63-0	Isopropyl Alcohol	ND	0.20	0.14	ppbv		ND	0.49	ug/m3
75-09-2	Methylene chloride	ND	0.20	0.056	ppbv		ND	0.69	ug/m3
78-93-3	Methyl ethyl ketone	ND	0.20	0.11	ppbv		ND	0.59	ug/m3
108-10-1	Methyl Isobutyl Ketone	ND	0.20	0.073	ppbv		ND	0.82	ug/m3
1634-04-4	Methyl Tert Butyl Ether	ND	0.20	0.080	ppbv		ND	0.72	ug/m3
80-62-6	Methylmethacrylate	ND	0.20	0.070	ppbv		ND	0.82	ug/m3
115-07-1	Propylene	ND	0.50	0.14	ppbv		ND	0.86	ug/m3
100-42-5	Styrene	ND	0.20	0.12	ppbv		ND	0.85	ug/m3
71-55-6	1,1,1-Trichloroethane	ND	0.20	0.037	ppbv		ND	1.1	ug/m3
79-34-5	1,1,2,2-Tetrachloroethane	ND	0.20	0.048	ppbv		ND	1.4	ug/m3
79-00-5	1,1,2-Trichloroethane	ND	0.20	0.038	ppbv		ND	1.1	ug/m3
120-82-1	1,2,4-Trichlorobenzene	ND	0.20	0.12	ppbv		ND	1.5	ug/m3
95-63-6	1,2,4-Trimethylbenzene	ND	0.20	0.087	ppbv		ND	0.98	ug/m3
108-67-8	1,3,5-Trimethylbenzene	ND	0.20	0.080	ppbv		ND	0.98	ug/m3
540-84-1	2,2,4-Trimethylpentane	ND	0.20	0.095	ppbv		ND	0.93	ug/m3
75-65-0	Tertiary Butyl Alcohol	ND	0.20	0.093	ppbv		ND	0.61	ug/m3
127-18-4	Tetrachloroethylene	ND	0.040	0.014	ppbv		ND	0.27	ug/m3
109-99-9	Tetrahydrofuran	ND	0.20	0.090	ppbv		ND	0.59	ug/m3
108-88-3	Toluene	ND	0.20	0.057	ppbv		ND	0.75	ug/m3
79-01-6	Trichloroethylene	ND	0.040	0.019	ppbv		ND	0.21	ug/m3
75-69-4	Trichlorofluoromethane	ND	0.20	0.036	ppbv		ND	1.1	ug/m3
75-01-4	Vinyl chloride	ND	0.20	0.069	ppbv		ND	0.51	ug/m3
108-05-4	Vinyl Acetate	ND	0.20	0.11	ppbv		ND	0.70	ug/m3
	m,p-Xylene	ND	0.20	0.14	ppbv		ND	0.87	ug/m3
95-47-6	o-Xylene	ND	0.20	0.077	ppbv		ND	0.87	ug/m3
1330-20-7	Xylenes (total)	ND	0.20	0.077	ppbv		ND	0.87	ug/m3

Method Blank Summary

Job Number: JD61280
Account: CARICH C. A. Rich Consultants
Project: Brent Mako Building 3 Investigation, Enter Lane, Islandia, NY

Sample	File ID	DF	Analyzed	By	Prep Date	Prep Batch	Analytical Batch
V7W47-MB	7W01016.D	1	03/16/23	TCH	n/a	n/a	V7W47

The QC reported here applies to the following samples: **Method:** TO-15

JD61280-1, JD61280-2, JD61280-3, JD61280-4

CAS No.	Surrogate Recoveries		Limits
460-00-4	4-Bromofluorobenzene	89%	65-128%

Method Blank Summary

Job Number: JD61280
Account: CARICH C. A. Rich Consultants
Project: Brent Mako Building 3 Investigation, Enter Lane, Islandia, NY

Sample	File ID	DF	Analyzed	By	Prep Date	Prep Batch	Analytical Batch
V7W51-MB	7W01102.D	1	03/20/23	TCH	n/a	n/a	V7W51

The QC reported here applies to the following samples: **Method:** TO-15

JD61280-3, JD61280-4, JD61280-5

CAS No.	Compound	Result	RL	MDL	Units	Q	Result	RL	Units
67-64-1	Acetone (2-Propanone)	ND	0.20	0.15	ppbv		ND	0.48	ug/m3
106-99-0	1,3-Butadiene	ND	0.20	0.084	ppbv		ND	0.44	ug/m3
71-43-2	Benzene	ND	0.20	0.062	ppbv		ND	0.64	ug/m3
75-27-4	Bromodichloromethane	ND	0.20	0.030	ppbv		ND	1.3	ug/m3
75-25-2	Bromoform	ND	0.20	0.071	ppbv		ND	2.1	ug/m3
74-83-9	Bromomethane	ND	0.20	0.069	ppbv		ND	0.78	ug/m3
593-60-2	Bromoethene	ND	0.20	0.061	ppbv		ND	0.87	ug/m3
100-44-7	Benzyl Chloride	ND	0.20	0.13	ppbv		ND	1.0	ug/m3
75-15-0	Carbon disulfide	ND	0.20	0.045	ppbv		ND	0.62	ug/m3
108-90-7	Chlorobenzene	ND	0.20	0.074	ppbv		ND	0.92	ug/m3
75-00-3	Chloroethane	ND	0.20	0.068	ppbv		ND	0.53	ug/m3
67-66-3	Chloroform	ND	0.20	0.037	ppbv		ND	0.98	ug/m3
74-87-3	Chloromethane	ND	0.20	0.090	ppbv		ND	0.41	ug/m3
107-05-1	3-Chloropropene	ND	0.20	0.083	ppbv		ND	0.63	ug/m3
95-49-8	2-Chlorotoluene	ND	0.20	0.072	ppbv		ND	1.0	ug/m3
56-23-5	Carbon tetrachloride	ND	0.20	0.040	ppbv		ND	1.3	ug/m3
110-82-7	Cyclohexane	ND	0.20	0.11	ppbv		ND	0.69	ug/m3
75-34-3	1,1-Dichloroethane	ND	0.20	0.057	ppbv		ND	0.81	ug/m3
75-35-4	1,1-Dichloroethylene	ND	0.20	0.059	ppbv		ND	0.79	ug/m3
106-93-4	1,2-Dibromoethane (EDB)	ND	0.20	0.097	ppbv		ND	1.5	ug/m3
107-06-2	1,2-Dichloroethane	ND	0.20	0.070	ppbv		ND	0.81	ug/m3
78-87-5	1,2-Dichloropropane	ND	0.20	0.062	ppbv		ND	0.92	ug/m3
123-91-1	1,4-Dioxane	ND	0.20	0.12	ppbv		ND	0.72	ug/m3
75-71-8	Dichlorodifluoromethane	ND	0.20	0.032	ppbv		ND	0.99	ug/m3
124-48-1	Dibromochloromethane	ND	0.20	0.052	ppbv		ND	1.7	ug/m3
156-60-5	trans-1,2-Dichloroethylene	ND	0.20	0.069	ppbv		ND	0.79	ug/m3
156-59-2	cis-1,2-Dichloroethylene	ND	0.20	0.077	ppbv		ND	0.79	ug/m3
10061-01-5	cis-1,3-Dichloropropene	ND	0.20	0.062	ppbv		ND	0.91	ug/m3
541-73-1	m-Dichlorobenzene	ND	0.20	0.040	ppbv		ND	1.2	ug/m3
95-50-1	o-Dichlorobenzene	ND	0.20	0.15	ppbv		ND	1.2	ug/m3
106-46-7	p-Dichlorobenzene	ND	0.20	0.19	ppbv		ND	1.2	ug/m3
10061-02-6	trans-1,3-Dichloropropene	ND	0.20	0.10	ppbv		ND	0.91	ug/m3
64-17-5	Ethanol	ND	0.50	0.39	ppbv		ND	0.94	ug/m3
100-41-4	Ethylbenzene	ND	0.20	0.061	ppbv		ND	0.87	ug/m3
141-78-6	Ethyl Acetate	ND	0.20	0.10	ppbv		ND	0.72	ug/m3
622-96-8	4-Ethyltoluene	ND	0.20	0.095	ppbv		ND	0.98	ug/m3

Method Blank Summary

Job Number: JD61280
Account: CARICH C. A. Rich Consultants
Project: Brent Mako Building 3 Investigation, Enter Lane, Islandia, NY

Sample	File ID	DF	Analyzed	By	Prep Date	Prep Batch	Analytical Batch
V7W51-MB	7W01102.D	1	03/20/23	TCH	n/a	n/a	V7W51

The QC reported here applies to the following samples: **Method:** TO-15

JD61280-3, JD61280-4, JD61280-5

CAS No.	Compound	Result	RL	MDL	Units	Q	Result	RL	Units
76-13-1	Freon 113	ND	0.20	0.031	ppbv		ND	1.5	ug/m3
76-14-2	Freon 114	ND	0.20	0.050	ppbv		ND	1.4	ug/m3
142-82-5	Heptane	ND	0.20	0.092	ppbv		ND	0.82	ug/m3
87-68-3	Hexachlorobutadiene	ND	0.20	0.062	ppbv		ND	2.1	ug/m3
110-54-3	Hexane	ND	0.20	0.11	ppbv		ND	0.70	ug/m3
591-78-6	2-Hexanone	ND	0.20	0.15	ppbv		ND	0.82	ug/m3
67-63-0	Isopropyl Alcohol	ND	0.20	0.14	ppbv		ND	0.49	ug/m3
75-09-2	Methylene chloride	ND	0.20	0.056	ppbv		ND	0.69	ug/m3
78-93-3	Methyl ethyl ketone	ND	0.20	0.11	ppbv		ND	0.59	ug/m3
108-10-1	Methyl Isobutyl Ketone	ND	0.20	0.073	ppbv		ND	0.82	ug/m3
1634-04-4	Methyl Tert Butyl Ether	ND	0.20	0.080	ppbv		ND	0.72	ug/m3
80-62-6	Methylmethacrylate	ND	0.20	0.070	ppbv		ND	0.82	ug/m3
115-07-1	Propylene	ND	0.50	0.14	ppbv		ND	0.86	ug/m3
100-42-5	Styrene	ND	0.20	0.12	ppbv		ND	0.85	ug/m3
71-55-6	1,1,1-Trichloroethane	ND	0.20	0.037	ppbv		ND	1.1	ug/m3
79-34-5	1,1,2,2-Tetrachloroethane	ND	0.20	0.048	ppbv		ND	1.4	ug/m3
79-00-5	1,1,2-Trichloroethane	ND	0.20	0.038	ppbv		ND	1.1	ug/m3
120-82-1	1,2,4-Trichlorobenzene	ND	0.20	0.12	ppbv		ND	1.5	ug/m3
95-63-6	1,2,4-Trimethylbenzene	ND	0.20	0.087	ppbv		ND	0.98	ug/m3
108-67-8	1,3,5-Trimethylbenzene	ND	0.20	0.080	ppbv		ND	0.98	ug/m3
540-84-1	2,2,4-Trimethylpentane	ND	0.20	0.095	ppbv		ND	0.93	ug/m3
75-65-0	Tertiary Butyl Alcohol	ND	0.20	0.093	ppbv		ND	0.61	ug/m3
127-18-4	Tetrachloroethylene	ND	0.040	0.014	ppbv		ND	0.27	ug/m3
109-99-9	Tetrahydrofuran	ND	0.20	0.090	ppbv		ND	0.59	ug/m3
108-88-3	Toluene	ND	0.20	0.057	ppbv		ND	0.75	ug/m3
79-01-6	Trichloroethylene	ND	0.040	0.019	ppbv		ND	0.21	ug/m3
75-69-4	Trichlorofluoromethane	ND	0.20	0.036	ppbv		ND	1.1	ug/m3
75-01-4	Vinyl chloride	ND	0.20	0.069	ppbv		ND	0.51	ug/m3
108-05-4	Vinyl Acetate	ND	0.20	0.11	ppbv		ND	0.70	ug/m3
	m,p-Xylene	ND	0.20	0.14	ppbv		ND	0.87	ug/m3
95-47-6	o-Xylene	ND	0.20	0.077	ppbv		ND	0.87	ug/m3
1330-20-7	Xylenes (total)	ND	0.20	0.077	ppbv		ND	0.87	ug/m3

Method Blank Summary

Job Number: JD61280
Account: CARICH C. A. Rich Consultants
Project: Brent Mako Building 3 Investigation, Enter Lane, Islandia, NY

Sample	File ID	DF	Analyzed	By	Prep Date	Prep Batch	Analytical Batch
V7W51-MB	7W01102.D	1	03/20/23	TCH	n/a	n/a	V7W51

The QC reported here applies to the following samples: **Method:** TO-15

JD61280-3, JD61280-4, JD61280-5

CAS No.	Surrogate Recoveries		Limits
460-00-4	4-Bromofluorobenzene	89%	65-128%

Method Blank Summary

Job Number: JD61280
Account: CARICH C. A. Rich Consultants
Project: Brent Mako Building 3 Investigation, Enter Lane, Islandia, NY

Sample	File ID	DF	Analyzed	By	Prep Date	Prep Batch	Analytical Batch
V3W3107-MB	3W78866.D	1	01/18/23	TCH	n/a	n/a	V3W3107

The QC reported here applies to the following samples: **Method:** TO-15

V3W3107-SCC

CAS No.	Compound	Result	RL	MDL	Units	Q	Result	RL	Units
67-64-1	Acetone (2-Propanone)	ND	0.20	0.15	ppbv		ND	0.48	ug/m3
106-99-0	1,3-Butadiene	ND	0.20	0.084	ppbv		ND	0.44	ug/m3
71-43-2	Benzene	ND	0.20	0.062	ppbv		ND	0.64	ug/m3
75-27-4	Bromodichloromethane	ND	0.20	0.030	ppbv		ND	1.3	ug/m3
75-25-2	Bromoform	ND	0.20	0.071	ppbv		ND	2.1	ug/m3
74-83-9	Bromomethane	ND	0.20	0.069	ppbv		ND	0.78	ug/m3
593-60-2	Bromoethene	ND	0.20	0.061	ppbv		ND	0.87	ug/m3
100-44-7	Benzyl Chloride	ND	0.20	0.13	ppbv		ND	1.0	ug/m3
75-15-0	Carbon disulfide	ND	0.20	0.045	ppbv		ND	0.62	ug/m3
108-90-7	Chlorobenzene	ND	0.20	0.074	ppbv		ND	0.92	ug/m3
75-00-3	Chloroethane	ND	0.20	0.068	ppbv		ND	0.53	ug/m3
67-66-3	Chloroform	ND	0.20	0.037	ppbv		ND	0.98	ug/m3
74-87-3	Chloromethane	ND	0.20	0.090	ppbv		ND	0.41	ug/m3
107-05-1	3-Chloropropene	ND	0.20	0.083	ppbv		ND	0.63	ug/m3
95-49-8	2-Chlorotoluene	ND	0.20	0.072	ppbv		ND	1.0	ug/m3
56-23-5	Carbon tetrachloride	ND	0.20	0.040	ppbv		ND	1.3	ug/m3
110-82-7	Cyclohexane	ND	0.20	0.11	ppbv		ND	0.69	ug/m3
75-34-3	1,1-Dichloroethane	ND	0.20	0.057	ppbv		ND	0.81	ug/m3
75-35-4	1,1-Dichloroethylene	ND	0.20	0.059	ppbv		ND	0.79	ug/m3
106-93-4	1,2-Dibromoethane (EDB)	ND	0.20	0.097	ppbv		ND	1.5	ug/m3
107-06-2	1,2-Dichloroethane	ND	0.20	0.070	ppbv		ND	0.81	ug/m3
78-87-5	1,2-Dichloropropane	ND	0.20	0.062	ppbv		ND	0.92	ug/m3
123-91-1	1,4-Dioxane	ND	0.20	0.12	ppbv		ND	0.72	ug/m3
75-71-8	Dichlorodifluoromethane	ND	0.20	0.032	ppbv		ND	0.99	ug/m3
124-48-1	Dibromochloromethane	ND	0.20	0.052	ppbv		ND	1.7	ug/m3
156-60-5	trans-1,2-Dichloroethylene	ND	0.20	0.069	ppbv		ND	0.79	ug/m3
156-59-2	cis-1,2-Dichloroethylene	ND	0.20	0.077	ppbv		ND	0.79	ug/m3
10061-01-5	cis-1,3-Dichloropropene	ND	0.20	0.062	ppbv		ND	0.91	ug/m3
541-73-1	m-Dichlorobenzene	ND	0.20	0.040	ppbv		ND	1.2	ug/m3
95-50-1	o-Dichlorobenzene	ND	0.20	0.15	ppbv		ND	1.2	ug/m3
106-46-7	p-Dichlorobenzene	ND	0.20	0.19	ppbv		ND	1.2	ug/m3
10061-02-6	trans-1,3-Dichloropropene	ND	0.20	0.10	ppbv		ND	0.91	ug/m3
64-17-5	Ethanol	ND	0.50	0.39	ppbv		ND	0.94	ug/m3
100-41-4	Ethylbenzene	ND	0.20	0.061	ppbv		ND	0.87	ug/m3
141-78-6	Ethyl Acetate	ND	0.20	0.10	ppbv		ND	0.72	ug/m3
622-96-8	4-Ethyltoluene	ND	0.20	0.095	ppbv		ND	0.98	ug/m3

Method Blank Summary

Job Number: JD61280
Account: CARICH C. A. Rich Consultants
Project: Brent Mako Building 3 Investigation, Enter Lane, Islandia, NY

Sample	File ID	DF	Analyzed	By	Prep Date	Prep Batch	Analytical Batch
V3W3107-MB	3W78866.D	1	01/18/23	TCH	n/a	n/a	V3W3107

The QC reported here applies to the following samples: **Method:** TO-15

V3W3107-SCC

CAS No.	Compound	Result	RL	MDL	Units	Q	Result	RL	Units
76-13-1	Freon 113	ND	0.20	0.031	ppbv		ND	1.5	ug/m3
76-14-2	Freon 114	ND	0.20	0.050	ppbv		ND	1.4	ug/m3
142-82-5	Heptane	ND	0.20	0.092	ppbv		ND	0.82	ug/m3
87-68-3	Hexachlorobutadiene	ND	0.20	0.062	ppbv		ND	2.1	ug/m3
110-54-3	Hexane	ND	0.20	0.11	ppbv		ND	0.70	ug/m3
591-78-6	2-Hexanone	ND	0.20	0.15	ppbv		ND	0.82	ug/m3
67-63-0	Isopropyl Alcohol	ND	0.20	0.14	ppbv		ND	0.49	ug/m3
75-09-2	Methylene chloride	ND	0.20	0.056	ppbv		ND	0.69	ug/m3
78-93-3	Methyl ethyl ketone	ND	0.20	0.11	ppbv		ND	0.59	ug/m3
108-10-1	Methyl Isobutyl Ketone	ND	0.20	0.073	ppbv		ND	0.82	ug/m3
1634-04-4	Methyl Tert Butyl Ether	ND	0.20	0.080	ppbv		ND	0.72	ug/m3
80-62-6	Methylmethacrylate	ND	0.20	0.070	ppbv		ND	0.82	ug/m3
115-07-1	Propylene	ND	0.50	0.14	ppbv		ND	0.86	ug/m3
100-42-5	Styrene	ND	0.20	0.12	ppbv		ND	0.85	ug/m3
71-55-6	1,1,1-Trichloroethane	ND	0.20	0.037	ppbv		ND	1.1	ug/m3
79-34-5	1,1,2,2-Tetrachloroethane	ND	0.20	0.048	ppbv		ND	1.4	ug/m3
79-00-5	1,1,2-Trichloroethane	ND	0.20	0.038	ppbv		ND	1.1	ug/m3
120-82-1	1,2,4-Trichlorobenzene	ND	0.20	0.12	ppbv		ND	1.5	ug/m3
95-63-6	1,2,4-Trimethylbenzene	ND	0.20	0.087	ppbv		ND	0.98	ug/m3
108-67-8	1,3,5-Trimethylbenzene	ND	0.20	0.080	ppbv		ND	0.98	ug/m3
540-84-1	2,2,4-Trimethylpentane	ND	0.20	0.095	ppbv		ND	0.93	ug/m3
75-65-0	Tertiary Butyl Alcohol	ND	0.20	0.093	ppbv		ND	0.61	ug/m3
127-18-4	Tetrachloroethylene	ND	0.040	0.014	ppbv		ND	0.27	ug/m3
109-99-9	Tetrahydrofuran	ND	0.20	0.090	ppbv		ND	0.59	ug/m3
108-88-3	Toluene	ND	0.20	0.057	ppbv		ND	0.75	ug/m3
79-01-6	Trichloroethylene	ND	0.040	0.019	ppbv		ND	0.21	ug/m3
75-69-4	Trichlorofluoromethane	ND	0.20	0.036	ppbv		ND	1.1	ug/m3
75-01-4	Vinyl chloride	ND	0.20	0.069	ppbv		ND	0.51	ug/m3
108-05-4	Vinyl Acetate	ND	0.20	0.11	ppbv		ND	0.70	ug/m3
	m,p-Xylene	ND	0.20	0.14	ppbv		ND	0.87	ug/m3
95-47-6	o-Xylene	ND	0.20	0.077	ppbv		ND	0.87	ug/m3
1330-20-7	Xylenes (total)	ND	0.20	0.077	ppbv		ND	0.87	ug/m3

Method Blank Summary

Job Number: JD61280
Account: CARICH C. A. Rich Consultants
Project: Brent Mako Building 3 Investigation, Enter Lane, Islandia, NY

Sample	File ID	DF	Analyzed	By	Prep Date	Prep Batch	Analytical Batch
V3W3107-MB	3W78866.D	1	01/18/23	TCH	n/a	n/a	V3W3107

The QC reported here applies to the following samples: **Method:** TO-15

V3W3107-SCC

CAS No.	Surrogate Recoveries		Limits
460-00-4	4-Bromofluorobenzene	96%	65-128%

CAS No.	Tentatively Identified Compounds	R.T.	Est. Conc.	Units	Q
124-38-9	Carbon dioxide	4.13	21	ppbv	JN
	Total TIC, Volatile		0	ppbv	

Method Blank Summary

Job Number: JD61280
Account: CARICH C. A. Rich Consultants
Project: Brent Mako Building 3 Investigation, Enter Lane, Islandia, NY

Sample	File ID	DF	Analyzed	By	Prep Date	Prep Batch	Analytical Batch
V2W2802-MB	2W62999.D	1	01/24/23	TCH	n/a	n/a	V2W2802

The QC reported here applies to the following samples: **Method:** TO-15

V2W2802-SCC

CAS No.	Compound	Result	RL	MDL	Units	Q	Result	RL	Units
67-64-1	Acetone (2-Propanone)	ND	0.20	0.15	ppbv		ND	0.48	ug/m3
106-99-0	1,3-Butadiene	ND	0.20	0.084	ppbv		ND	0.44	ug/m3
71-43-2	Benzene	ND	0.20	0.062	ppbv		ND	0.64	ug/m3
75-27-4	Bromodichloromethane	ND	0.20	0.030	ppbv		ND	1.3	ug/m3
75-25-2	Bromoform	ND	0.20	0.071	ppbv		ND	2.1	ug/m3
74-83-9	Bromomethane	ND	0.20	0.069	ppbv		ND	0.78	ug/m3
593-60-2	Bromoethene	ND	0.20	0.061	ppbv		ND	0.87	ug/m3
100-44-7	Benzyl Chloride	ND	0.20	0.13	ppbv		ND	1.0	ug/m3
75-15-0	Carbon disulfide	ND	0.20	0.045	ppbv		ND	0.62	ug/m3
108-90-7	Chlorobenzene	ND	0.20	0.074	ppbv		ND	0.92	ug/m3
75-00-3	Chloroethane	ND	0.20	0.068	ppbv		ND	0.53	ug/m3
67-66-3	Chloroform	ND	0.20	0.037	ppbv		ND	0.98	ug/m3
74-87-3	Chloromethane	ND	0.20	0.090	ppbv		ND	0.41	ug/m3
107-05-1	3-Chloropropene	ND	0.20	0.083	ppbv		ND	0.63	ug/m3
95-49-8	2-Chlorotoluene	ND	0.20	0.072	ppbv		ND	1.0	ug/m3
56-23-5	Carbon tetrachloride	ND	0.20	0.040	ppbv		ND	1.3	ug/m3
110-82-7	Cyclohexane	ND	0.20	0.11	ppbv		ND	0.69	ug/m3
75-34-3	1,1-Dichloroethane	ND	0.20	0.057	ppbv		ND	0.81	ug/m3
75-35-4	1,1-Dichloroethylene	ND	0.20	0.059	ppbv		ND	0.79	ug/m3
106-93-4	1,2-Dibromoethane (EDB)	ND	0.20	0.097	ppbv		ND	1.5	ug/m3
107-06-2	1,2-Dichloroethane	ND	0.20	0.070	ppbv		ND	0.81	ug/m3
78-87-5	1,2-Dichloropropane	ND	0.20	0.062	ppbv		ND	0.92	ug/m3
123-91-1	1,4-Dioxane	ND	0.20	0.12	ppbv		ND	0.72	ug/m3
75-71-8	Dichlorodifluoromethane	ND	0.20	0.032	ppbv		ND	0.99	ug/m3
124-48-1	Dibromochloromethane	ND	0.20	0.052	ppbv		ND	1.7	ug/m3
156-60-5	trans-1,2-Dichloroethylene	ND	0.20	0.069	ppbv		ND	0.79	ug/m3
156-59-2	cis-1,2-Dichloroethylene	ND	0.20	0.077	ppbv		ND	0.79	ug/m3
10061-01-5	cis-1,3-Dichloropropene	ND	0.20	0.062	ppbv		ND	0.91	ug/m3
541-73-1	m-Dichlorobenzene	ND	0.20	0.040	ppbv		ND	1.2	ug/m3
95-50-1	o-Dichlorobenzene	ND	0.20	0.15	ppbv		ND	1.2	ug/m3
106-46-7	p-Dichlorobenzene	ND	0.20	0.19	ppbv		ND	1.2	ug/m3
10061-02-6	trans-1,3-Dichloropropene	ND	0.20	0.10	ppbv		ND	0.91	ug/m3
64-17-5	Ethanol	ND	0.50	0.39	ppbv		ND	0.94	ug/m3
100-41-4	Ethylbenzene	ND	0.20	0.061	ppbv		ND	0.87	ug/m3
141-78-6	Ethyl Acetate	ND	0.20	0.10	ppbv		ND	0.72	ug/m3
622-96-8	4-Ethyltoluene	ND	0.20	0.095	ppbv		ND	0.98	ug/m3

Method Blank Summary

Job Number: JD61280
Account: CARICH C. A. Rich Consultants
Project: Brent Mako Building 3 Investigation, Enter Lane, Islandia, NY

Sample	File ID	DF	Analyzed	By	Prep Date	Prep Batch	Analytical Batch
V2W2802-MB	2W62999.D	1	01/24/23	TCH	n/a	n/a	V2W2802

The QC reported here applies to the following samples: **Method:** TO-15

V2W2802-SCC

CAS No.	Compound	Result	RL	MDL	Units	Q	Result	RL	Units
76-13-1	Freon 113	ND	0.20	0.031	ppbv		ND	1.5	ug/m3
76-14-2	Freon 114	ND	0.20	0.050	ppbv		ND	1.4	ug/m3
142-82-5	Heptane	ND	0.20	0.092	ppbv		ND	0.82	ug/m3
87-68-3	Hexachlorobutadiene	ND	0.20	0.062	ppbv		ND	2.1	ug/m3
110-54-3	Hexane	ND	0.20	0.11	ppbv		ND	0.70	ug/m3
591-78-6	2-Hexanone	ND	0.20	0.15	ppbv		ND	0.82	ug/m3
67-63-0	Isopropyl Alcohol	ND	0.20	0.14	ppbv		ND	0.49	ug/m3
75-09-2	Methylene chloride	ND	0.20	0.056	ppbv		ND	0.69	ug/m3
78-93-3	Methyl ethyl ketone	ND	0.20	0.11	ppbv		ND	0.59	ug/m3
108-10-1	Methyl Isobutyl Ketone	ND	0.20	0.073	ppbv		ND	0.82	ug/m3
1634-04-4	Methyl Tert Butyl Ether	ND	0.20	0.080	ppbv		ND	0.72	ug/m3
80-62-6	Methylmethacrylate	ND	0.20	0.070	ppbv		ND	0.82	ug/m3
115-07-1	Propylene	ND	0.50	0.14	ppbv		ND	0.86	ug/m3
100-42-5	Styrene	ND	0.20	0.12	ppbv		ND	0.85	ug/m3
71-55-6	1,1,1-Trichloroethane	ND	0.20	0.037	ppbv		ND	1.1	ug/m3
79-34-5	1,1,2,2-Tetrachloroethane	ND	0.20	0.048	ppbv		ND	1.4	ug/m3
79-00-5	1,1,2-Trichloroethane	ND	0.20	0.038	ppbv		ND	1.1	ug/m3
120-82-1	1,2,4-Trichlorobenzene	ND	0.20	0.12	ppbv		ND	1.5	ug/m3
95-63-6	1,2,4-Trimethylbenzene	ND	0.20	0.087	ppbv		ND	0.98	ug/m3
108-67-8	1,3,5-Trimethylbenzene	ND	0.20	0.080	ppbv		ND	0.98	ug/m3
540-84-1	2,2,4-Trimethylpentane	ND	0.20	0.095	ppbv		ND	0.93	ug/m3
75-65-0	Tertiary Butyl Alcohol	ND	0.20	0.093	ppbv		ND	0.61	ug/m3
127-18-4	Tetrachloroethylene	ND	0.040	0.014	ppbv		ND	0.27	ug/m3
109-99-9	Tetrahydrofuran	ND	0.20	0.090	ppbv		ND	0.59	ug/m3
108-88-3	Toluene	ND	0.20	0.057	ppbv		ND	0.75	ug/m3
79-01-6	Trichloroethylene	ND	0.040	0.019	ppbv		ND	0.21	ug/m3
75-69-4	Trichlorofluoromethane	ND	0.20	0.036	ppbv		ND	1.1	ug/m3
75-01-4	Vinyl chloride	ND	0.20	0.069	ppbv		ND	0.51	ug/m3
108-05-4	Vinyl Acetate	ND	0.20	0.11	ppbv		ND	0.70	ug/m3
	m,p-Xylene	ND	0.20	0.14	ppbv		ND	0.87	ug/m3
95-47-6	o-Xylene	ND	0.20	0.077	ppbv		ND	0.87	ug/m3
1330-20-7	Xylenes (total)	ND	0.20	0.077	ppbv		ND	0.87	ug/m3

Method Blank Summary

Job Number: JD61280
Account: CARICH C. A. Rich Consultants
Project: Brent Mako Building 3 Investigation, Enter Lane, Islandia, NY

Sample	File ID	DF	Analyzed	By	Prep Date	Prep Batch	Analytical Batch
V2W2802-MB	2W62999.D	1	01/24/23	TCH	n/a	n/a	V2W2802

The QC reported here applies to the following samples: **Method:** TO-15

V2W2802-SCC

CAS No.	Surrogate Recoveries		Limits
460-00-4	4-Bromofluorobenzene	94%	65-128%

Blank Spike/Blank Spike Duplicate Summary

Job Number: JD61280
Account: CARICH C. A. Rich Consultants
Project: Brent Mako Building 3 Investigation, Enter Lane, Islandia, NY

Sample	File ID	DF	Analyzed	By	Prep Date	Prep Batch	Analytical Batch
V7W47-BS	7W01013.D	1	03/16/23	TCH	n/a	n/a	V7W47
V7W47-BSD	7W01014.D	1	03/16/23	TCH	n/a	n/a	V7W47

The QC reported here applies to the following samples: **Method:** TO-15

JD61280-1, JD61280-2, JD61280-3, JD61280-4

CAS No.	Compound	Spike ppbv	BSP ppbv	BSP %	BSD ppbv	BSD %	RPD	Limits Rec/RPD
67-64-1	Acetone (2-Propanone)	10	10.7	107	10.3	103	4	70-130/30
106-99-0	1,3-Butadiene	10	11.0	110	10.5	105	5	70-130/30
71-43-2	Benzene	10	9.8	98	9.5	95	3	70-130/30
75-27-4	Bromodichloromethane	10	11.2	112	10.9	109	3	70-130/30
75-25-2	Bromoform	10	12.4	124	12.1	121	2	70-130/30
74-83-9	Bromomethane	10	11.0	110	10.4	104	6	70-130/30
593-60-2	Bromoethene	10	10.9	109	10.3	103	6	70-130/30
100-44-7	Benzyl Chloride	10	8.4	84	8.0	80	5	70-130/30
75-15-0	Carbon disulfide	10	10.2	102	9.7	97	5	70-130/30
108-90-7	Chlorobenzene	10	11.9	119	11.7	117	2	70-130/30
75-00-3	Chloroethane	10	11.2	112	10.6	106	6	70-130/30
67-66-3	Chloroform	10	10.5	105	10.1	101	4	70-130/30
74-87-3	Chloromethane	10	11.5	115	11.1	111	4	70-130/30
107-05-1	3-Chloropropene	10	10.6	106	10.1	101	5	70-130/30
95-49-8	2-Chlorotoluene	10	12.4	124	11.7	117	6	70-130/30
56-23-5	Carbon tetrachloride	10	10.7	107	10.2	102	5	70-130/30
110-82-7	Cyclohexane	10	10.9	109	10.5	105	4	70-130/30
75-34-3	1,1-Dichloroethane	10	10.4	104	9.9	99	5	70-130/30
75-35-4	1,1-Dichloroethylene	10	10.2	102	9.8	98	4	70-130/30
106-93-4	1,2-Dibromoethane (EDB)	10	11.5	115	11.0	110	4	70-130/30
107-06-2	1,2-Dichloroethane	10	10.1	101	9.7	97	4	70-130/30
78-87-5	1,2-Dichloropropane	10	10.6	106	10.2	102	4	70-130/30
123-91-1	1,4-Dioxane	10	11.5	115	10.9	109	5	70-130/30
75-71-8	Dichlorodifluoromethane	10	9.8	98	9.5	95	3	70-130/30
124-48-1	Dibromochloromethane	10	12.2	122	11.6	116	5	70-130/30
156-60-5	trans-1,2-Dichloroethylene	10	10.5	105	10.1	101	4	70-130/30
156-59-2	cis-1,2-Dichloroethylene	10	10.4	104	10.0	100	4	70-130/30
10061-01-5	cis-1,3-Dichloropropene	10	10.6	106	10.1	101	5	70-130/30
541-73-1	m-Dichlorobenzene	10	11.8	118	11.4	114	3	70-130/30
95-50-1	o-Dichlorobenzene	10	11.8	118	11.4	114	3	70-130/30
106-46-7	p-Dichlorobenzene	10	11.7	117	11.2	112	4	70-130/30
10061-02-6	trans-1,3-Dichloropropene	10	10.6	106	10.1	101	5	70-130/30
64-17-5	Ethanol	10	11.7	117	11.4	114	3	70-130/30
100-41-4	Ethylbenzene	10	10.6	106	10.3	103	3	70-130/30
141-78-6	Ethyl Acetate	10	10.8	108	10.2	102	6	70-130/30
622-96-8	4-Ethyltoluene	10	12.1	121	11.6	116	4	70-130/30

* = Outside of Control Limits.

Blank Spike/Blank Spike Duplicate Summary

Job Number: JD61280
Account: CARICH C. A. Rich Consultants
Project: Brent Mako Building 3 Investigation, Enter Lane, Islandia, NY

Sample	File ID	DF	Analyzed	By	Prep Date	Prep Batch	Analytical Batch
V7W47-BS	7W01013.D	1	03/16/23	TCH	n/a	n/a	V7W47
V7W47-BSD	7W01014.D	1	03/16/23	TCH	n/a	n/a	V7W47

The QC reported here applies to the following samples: **Method:** TO-15

JD61280-1, JD61280-2, JD61280-3, JD61280-4

CAS No.	Compound	Spike ppbv	BSP ppbv	BSP %	BSD ppbv	BSD %	RPD	Limits Rec/RPD
76-13-1	Freon 113	10	10.4	104	9.8	98	6	70-130/30
76-14-2	Freon 114	10	10.8	108	10.4	104	4	70-130/30
142-82-5	Heptane	10	10.6	106	10.2	102	4	70-130/30
87-68-3	Hexachlorobutadiene	10	10.6	106	10.2	102	4	70-130/30
110-54-3	Hexane	10	10.7	107	10.1	101	6	70-130/30
591-78-6	2-Hexanone	10	10.9	109	10.4	104	5	70-130/30
67-63-0	Isopropyl Alcohol	10	11.8	118	11.0	110	7	70-130/30
75-09-2	Methylene chloride	10	10.2	102	9.6	96	6	70-130/30
78-93-3	Methyl ethyl ketone	10	10.2	102	9.9	99	3	70-130/30
108-10-1	Methyl Isobutyl Ketone	10	10.6	106	10.1	101	5	70-130/30
1634-04-4	Methyl Tert Butyl Ether	10	9.2	92	8.9	89	3	70-130/30
80-62-6	Methylmethacrylate	10	10.3	103	10	100	3	70-130/30
115-07-1	Propylene	10	10.8	108	10.4	104	4	70-130/30
100-42-5	Styrene	10	11.6	116	11.4	114	2	70-130/30
71-55-6	1,1,1-Trichloroethane	10	10.2	102	9.9	99	3	70-130/30
79-34-5	1,1,2,2-Tetrachloroethane	10	12.0	120	11.6	116	3	70-130/30
79-00-5	1,1,2-Trichloroethane	10	11.3	113	10.6	106	6	70-130/30
120-82-1	1,2,4-Trichlorobenzene	10	9.7	97	9.0	90	7	70-130/30
95-63-6	1,2,4-Trimethylbenzene	10	12.3	123	11.8	118	4	70-130/30
108-67-8	1,3,5-Trimethylbenzene	10	11.9	119	11.4	114	4	70-130/30
540-84-1	2,2,4-Trimethylpentane	10	10.9	109	10.4	104	5	70-130/30
75-65-0	Tertiary Butyl Alcohol	10	10.3	103	9.8	98	5	70-130/30
127-18-4	Tetrachloroethylene	10	10.9	109	10.5	105	4	70-130/30
109-99-9	Tetrahydrofuran	10	10.6	106	10.0	100	6	70-130/30
108-88-3	Toluene	10	9.9	99	9.7	97	2	70-130/30
79-01-6	Trichloroethylene	10	10.9	109	10.5	105	4	70-130/30
75-69-4	Trichlorofluoromethane	10	11.1	111	10.6	106	5	70-130/30
75-01-4	Vinyl chloride	10	11.2	112	11.0	110	2	70-130/30
108-05-4	Vinyl Acetate	10	9.7	97	9.5	95	2	70-130/30
	m,p-Xylene	20	21.8	109	21.0	105	4	70-130/30
95-47-6	o-Xylene	10	10.8	108	10.6	106	2	70-130/30
1330-20-7	Xylenes (total)	30	32.6	109	31.6	105	3	70-130/30

* = Outside of Control Limits.

Blank Spike/Blank Spike Duplicate Summary

Job Number: JD61280
Account: CARICH C. A. Rich Consultants
Project: Brent Mako Building 3 Investigation, Enter Lane, Islandia, NY

Sample	File ID	DF	Analyzed	By	Prep Date	Prep Batch	Analytical Batch
V7W47-BS	7W01013.D	1	03/16/23	TCH	n/a	n/a	V7W47
V7W47-BSD	7W01014.D	1	03/16/23	TCH	n/a	n/a	V7W47

The QC reported here applies to the following samples: **Method:** TO-15

JD61280-1, JD61280-2, JD61280-3, JD61280-4

CAS No.	Surrogate Recoveries	BSP	BSD	Limits
460-00-4	4-Bromofluorobenzene	95%	98%	65-128%

* = Outside of Control Limits.

Blank Spike/Blank Spike Duplicate Summary

Job Number: JD61280
Account: CARICH C. A. Rich Consultants
Project: Brent Mako Building 3 Investigation, Enter Lane, Islandia, NY

Sample	File ID	DF	Analyzed	By	Prep Date	Prep Batch	Analytical Batch
V7W51-BS	7W01098.D	1	03/20/23	TCH	n/a	n/a	V7W51
V7W51-BSD	7W01099.D	1	03/20/23	TCH	n/a	n/a	V7W51

The QC reported here applies to the following samples: **Method:** TO-15

JD61280-3, JD61280-4, JD61280-5

CAS No.	Compound	Spike ppbv	BSP ppbv	BSP %	BSD ppbv	BSD %	RPD	Limits Rec/RPD
67-64-1	Acetone (2-Propanone)	10	10	100	9.8	98	2	70-130/30
106-99-0	1,3-Butadiene	10	10.3	103	10.1	101	2	70-130/30
71-43-2	Benzene	10	9.0	90	8.9	89	1	70-130/30
75-27-4	Bromodichloromethane	10	9.9	99	9.8	98	1	70-130/30
75-25-2	Bromoform	10	10.9	109	10.8	108	1	70-130/30
74-83-9	Bromomethane	10	9.8	98	9.7	97	1	70-130/30
593-60-2	Bromoethene	10	9.5	95	9.4	94	1	70-130/30
100-44-7	Benzyl Chloride	10	6.5	65* [a]	6.4	64* [a]	2	70-130/30
75-15-0	Carbon disulfide	10	9.4	94	9.0	90	4	70-130/30
108-90-7	Chlorobenzene	10	10.2	102	10.3	103	1	70-130/30
75-00-3	Chloroethane	10	10.2	102	10.1	101	1	70-130/30
67-66-3	Chloroform	10	9.5	95	9.4	94	1	70-130/30
74-87-3	Chloromethane	10	11.1	111	10.9	109	2	70-130/30
107-05-1	3-Chloropropene	10	10.3	103	9.3	93	10	70-130/30
95-49-8	2-Chlorotoluene	10	10.3	103	10.3	103	0	70-130/30
56-23-5	Carbon tetrachloride	10	9.7	97	9.6	96	1	70-130/30
110-82-7	Cyclohexane	10	9.6	96	9.5	95	1	70-130/30
75-34-3	1,1-Dichloroethane	10	9.6	96	9.5	95	1	70-130/30
75-35-4	1,1-Dichloroethylene	10	9.7	97	8.9	89	9	70-130/30
106-93-4	1,2-Dibromoethane (EDB)	10	9.7	97	9.7	97	0	70-130/30
107-06-2	1,2-Dichloroethane	10	9.3	93	9.2	92	1	70-130/30
78-87-5	1,2-Dichloropropane	10	9.3	93	9.3	93	0	70-130/30
123-91-1	1,4-Dioxane	10	9.9	99	10	100	1	70-130/30
75-71-8	Dichlorodifluoromethane	10	9.0	90	8.9	89	1	70-130/30
124-48-1	Dibromochloromethane	10	10.4	104	10.4	104	0	70-130/30
156-60-5	trans-1,2-Dichloroethylene	10	9.5	95	9.3	93	2	70-130/30
156-59-2	cis-1,2-Dichloroethylene	10	9.5	95	9.5	95	0	70-130/30
10061-01-5	cis-1,3-Dichloropropene	10	9.1	91	9.1	91	0	70-130/30
541-73-1	m-Dichlorobenzene	10	10.3	103	10.1	101	2	70-130/30
95-50-1	o-Dichlorobenzene	10	10.1	101	10.1	101	0	70-130/30
106-46-7	p-Dichlorobenzene	10	10	100	9.9	99	1	70-130/30
10061-02-6	trans-1,3-Dichloropropene	10	9.1	91	9.1	91	0	70-130/30
64-17-5	Ethanol	10	11.1	111	10.9	109	2	70-130/30
100-41-4	Ethylbenzene	10	9.2	92	9.2	92	0	70-130/30
141-78-6	Ethyl Acetate	10	10.1	101	9.8	98	3	70-130/30
622-96-8	4-Ethyltoluene	10	10.3	103	10.3	103	0	70-130/30

* = Outside of Control Limits.

Blank Spike/Blank Spike Duplicate Summary

Job Number: JD61280
Account: CARICH C. A. Rich Consultants
Project: Brent Mako Building 3 Investigation, Enter Lane, Islandia, NY

Sample	File ID	DF	Analyzed	By	Prep Date	Prep Batch	Analytical Batch
V7W51-BS	7W01098.D	1	03/20/23	TCH	n/a	n/a	V7W51
V7W51-BSD	7W01099.D	1	03/20/23	TCH	n/a	n/a	V7W51

The QC reported here applies to the following samples: **Method:** TO-15

JD61280-3, JD61280-4, JD61280-5

CAS No.	Compound	Spike ppbv	BSP ppbv	BSP %	BSD ppbv	BSD %	RPD	Limits Rec/RPD
76-13-1	Freon 113	10	9.3	93	9.1	91	2	70-130/30
76-14-2	Freon 114	10	9.8	98	9.5	95	3	70-130/30
142-82-5	Heptane	10	9.7	97	9.7	97	0	70-130/30
87-68-3	Hexachlorobutadiene	10	9.3	93	9.2	92	1	70-130/30
110-54-3	Hexane	10	9.9	99	9.8	98	1	70-130/30
591-78-6	2-Hexanone	10	10.2	102	10.1	101	1	70-130/30
67-63-0	Isopropyl Alcohol	10	11.2	112	10.8	108	4	70-130/30
75-09-2	Methylene chloride	10	9.8	98	8.9	89	10	70-130/30
78-93-3	Methyl ethyl ketone	10	9.4	94	9.3	93	1	70-130/30
108-10-1	Methyl Isobutyl Ketone	10	9.6	96	9.6	96	0	70-130/30
1634-04-4	Methyl Tert Butyl Ether	10	8.6	86	8.5	85	1	70-130/30
80-62-6	Methylmethacrylate	10	9.3	93	9.2	92	1	70-130/30
115-07-1	Propylene	10	10.9	109	10.7	107	2	70-130/30
100-42-5	Styrene	10	9.9	99	9.8	98	1	70-130/30
71-55-6	1,1,1-Trichloroethane	10	9.3	93	9.3	93	0	70-130/30
79-34-5	1,1,2,2-Tetrachloroethane	10	10.3	103	10.3	103	0	70-130/30
79-00-5	1,1,2-Trichloroethane	10	9.5	95	9.5	95	0	70-130/30
120-82-1	1,2,4-Trichlorobenzene	10	7.8	78	7.3	73	7	70-130/30
95-63-6	1,2,4-Trimethylbenzene	10	10.3	103	10.3	103	0	70-130/30
108-67-8	1,3,5-Trimethylbenzene	10	10.1	101	10.1	101	0	70-130/30
540-84-1	2,2,4-Trimethylpentane	10	9.6	96	9.7	97	1	70-130/30
75-65-0	Tertiary Butyl Alcohol	10	10.6	106	9.4	94	12	70-130/30
127-18-4	Tetrachloroethylene	10	9.6	96	9.5	95	1	70-130/30
109-99-9	Tetrahydrofuran	10	9.7	97	9.6	96	1	70-130/30
108-88-3	Toluene	10	8.6	86	8.6	86	0	70-130/30
79-01-6	Trichloroethylene	10	9.4	94	9.4	94	0	70-130/30
75-69-4	Trichlorofluoromethane	10	9.7	97	9.6	96	1	70-130/30
75-01-4	Vinyl chloride	10	10.4	104	10.1	101	3	70-130/30
108-05-4	Vinyl Acetate	10	8.9	89	8.7	87	2	70-130/30
	m,p-Xylene	20	18.7	94	18.7	94	0	70-130/30
95-47-6	o-Xylene	10	9.4	94	9.3	93	1	70-130/30
1330-20-7	Xylenes (total)	30	28.1	94	28.0	93	0	70-130/30

* = Outside of Control Limits.

Blank Spike/Blank Spike Duplicate Summary

Job Number: JD61280
Account: CARICH C. A. Rich Consultants
Project: Brent Mako Building 3 Investigation, Enter Lane, Islandia, NY

Sample	File ID	DF	Analyzed	By	Prep Date	Prep Batch	Analytical Batch
V7W51-BS	7W01098.D	1	03/20/23	TCH	n/a	n/a	V7W51
V7W51-BSD	7W01099.D	1	03/20/23	TCH	n/a	n/a	V7W51

The QC reported here applies to the following samples: **Method:** TO-15

JD61280-3, JD61280-4, JD61280-5

CAS No.	Surrogate Recoveries	BSP	BSD	Limits
460-00-4	4-Bromofluorobenzene	97%	97%	65-128%

(a) Outside in house control limits.

* = Outside of Control Limits.

Blank Spike/Blank Spike Duplicate Summary

Job Number: JD61280
Account: CARICH C. A. Rich Consultants
Project: Brent Mako Building 3 Investigation, Enter Lane, Islandia, NY

Sample	File ID	DF	Analyzed	By	Prep Date	Prep Batch	Analytical Batch
V3W3107-BS	3W78863.D	1	01/18/23	TCH	n/a	n/a	V3W3107
V3W3107-BSD	3W78864.D	1	01/18/23	TCH	n/a	n/a	V3W3107

The QC reported here applies to the following samples: **Method:** TO-15

V3W3107-SCC

CAS No.	Compound	Spike ppbv	BSP ppbv	BSP %	BSD ppbv	BSD %	RPD	Limits Rec/RPD
67-64-1	Acetone (2-Propanone)	10	7.0	70	7.2	72	3	70-130/30
106-99-0	1,3-Butadiene	10	8.6	86	8.5	85	1	70-130/30
71-43-2	Benzene	10	10.2	102	10.1	101	1	70-130/30
75-27-4	Bromodichloromethane	10	10.7	107	10.7	107	0	70-130/30
75-25-2	Bromoform	10	11.0	110	10.7	107	3	70-130/30
74-83-9	Bromomethane	10	8.4	84	8.3	83	1	70-130/30
593-60-2	Bromoethene	10	7.8	78	7.8	78	0	70-130/30
100-44-7	Benzyl Chloride	10	11.8	118	11.3	113	4	70-130/30
75-15-0	Carbon disulfide	10	11.2	112	11.3	113	1	70-130/30
108-90-7	Chlorobenzene	10	10.9	109	10.5	105	4	70-130/30
75-00-3	Chloroethane	10	8.2	82	8.1	81	1	70-130/30
67-66-3	Chloroform	10	11.2	112	11.2	112	0	70-130/30
74-87-3	Chloromethane	10	8.3	83	8.2	82	1	70-130/30
107-05-1	3-Chloropropene	10	11.4	114	11.6	116	2	70-130/30
95-49-8	2-Chlorotoluene	10	10.5	105	10.3	103	2	70-130/30
56-23-5	Carbon tetrachloride	10	11.3	113	11.2	112	1	70-130/30
110-82-7	Cyclohexane	10	10.7	107	10.6	106	1	70-130/30
75-34-3	1,1-Dichloroethane	10	10.6	106	10.7	107	1	70-130/30
75-35-4	1,1-Dichloroethylene	10	11.0	110	11.0	110	0	70-130/30
106-93-4	1,2-Dibromoethane (EDB)	10	11.7	117	11.2	112	4	70-130/30
107-06-2	1,2-Dichloroethane	10	11.9	119	11.9	119	0	70-130/30
78-87-5	1,2-Dichloropropane	10	9.4	94	9.5	95	1	70-130/30
123-91-1	1,4-Dioxane	10	11.7	117	11.8	118	1	70-130/30
75-71-8	Dichlorodifluoromethane	10	11.6	116	11.6	116	0	70-130/30
124-48-1	Dibromochloromethane	10	10.3	103	9.9	99	4	70-130/30
156-60-5	trans-1,2-Dichloroethylene	10	11.0	110	11.1	111	1	70-130/30
156-59-2	cis-1,2-Dichloroethylene	10	11.7	117	11.8	118	1	70-130/30
10061-01-5	cis-1,3-Dichloropropene	10	10.6	106	10.7	107	1	70-130/30
541-73-1	m-Dichlorobenzene	10	10.9	109	10.4	104	5	70-130/30
95-50-1	o-Dichlorobenzene	10	10.7	107	10.2	102	5	70-130/30
106-46-7	p-Dichlorobenzene	10	11.6	116	11.1	111	4	70-130/30
10061-02-6	trans-1,3-Dichloropropene	10	10.8	108	10.8	108	0	70-130/30
64-17-5	Ethanol	10	7.6	76	7.6	76	0	70-130/30
100-41-4	Ethylbenzene	10	10.5	105	10.2	102	3	70-130/30
141-78-6	Ethyl Acetate	10	10.9	109	11.2	112	3	70-130/30
622-96-8	4-Ethyltoluene	10	11.2	112	10.8	108	4	70-130/30

* = Outside of Control Limits.

Blank Spike/Blank Spike Duplicate Summary

Job Number: JD61280
Account: CARICH C. A. Rich Consultants
Project: Brent Mako Building 3 Investigation, Enter Lane, Islandia, NY

Sample	File ID	DF	Analyzed	By	Prep Date	Prep Batch	Analytical Batch
V3W3107-BS	3W78863.D	1	01/18/23	TCH	n/a	n/a	V3W3107
V3W3107-BSD	3W78864.D	1	01/18/23	TCH	n/a	n/a	V3W3107

The QC reported here applies to the following samples: **Method:** TO-15

V3W3107-SCC

CAS No.	Compound	Spike ppbv	BSP ppbv	BSP %	BSD ppbv	BSD %	RPD	Limits Rec/RPD
76-13-1	Freon 113	10	10.7	107	10.7	107	0	70-130/30
76-14-2	Freon 114	10	9.6	96	9.6	96	0	70-130/30
142-82-5	Heptane	10	8.0	80	8.1	81	1	70-130/30
87-68-3	Hexachlorobutadiene	10	11.5	115	11.1	111	4	70-130/30
110-54-3	Hexane	10	10	100	10.0	100	0	70-130/30
591-78-6	2-Hexanone	10	10.2	102	10	100	2	70-130/30
67-63-0	Isopropyl Alcohol	10	9.1	91	9.1	91	0	70-130/30
75-09-2	Methylene chloride	10	10.2	102	10.3	103	1	70-130/30
78-93-3	Methyl ethyl ketone	10	11.4	114	11.3	113	1	70-130/30
108-10-1	Methyl Isobutyl Ketone	10	9.4	94	9.5	95	1	70-130/30
1634-04-4	Methyl Tert Butyl Ether	10	11.2	112	11.3	113	1	70-130/30
80-62-6	Methylmethacrylate	10	10.1	101	10.2	102	1	70-130/30
115-07-1	Propylene	10	7.9	79	8.0	80	1	70-130/30
100-42-5	Styrene	10	11.5	115	11.2	112	3	70-130/30
71-55-6	1,1,1-Trichloroethane	10	10.8	108	10.8	108	0	70-130/30
79-34-5	1,1,2,2-Tetrachloroethane	10	11.2	112	10.8	108	4	70-130/30
79-00-5	1,1,2-Trichloroethane	10	10.5	105	10.6	106	1	70-130/30
120-82-1	1,2,4-Trichlorobenzene	10	13.2	132* [a]	12.9	129	2	70-130/30
95-63-6	1,2,4-Trimethylbenzene	10	10.7	107	10.3	103	4	70-130/30
108-67-8	1,3,5-Trimethylbenzene	10	11.1	111	10.7	107	4	70-130/30
540-84-1	2,2,4-Trimethylpentane	10	9.1	91	9.2	92	1	70-130/30
75-65-0	Tertiary Butyl Alcohol	10	10.1	101	10.1	101	0	70-130/30
127-18-4	Tetrachloroethylene	10	10.3	103	9.9	99	4	70-130/30
109-99-9	Tetrahydrofuran	10	11.4	114	11.5	115	1	70-130/30
108-88-3	Toluene	10	9.9	99	9.9	99	0	70-130/30
79-01-6	Trichloroethylene	10	10.3	103	10.3	103	0	70-130/30
75-69-4	Trichlorofluoromethane	10	11.3	113	11.4	114	1	70-130/30
75-01-4	Vinyl chloride	10	9.2	92	9.2	92	0	70-130/30
108-05-4	Vinyl Acetate	10	12.9	129	12.9	129	0	70-130/30
	m,p-Xylene	20	20.8	104	20.3	102	2	70-130/30
95-47-6	o-Xylene	10	10.2	102	9.9	99	3	70-130/30
1330-20-7	Xylenes (total)	30	31.0	103	30.2	101	3	70-130/30

* = Outside of Control Limits.

Blank Spike/Blank Spike Duplicate Summary

Job Number: JD61280
Account: CARICH C. A. Rich Consultants
Project: Brent Mako Building 3 Investigation, Enter Lane, Islandia, NY

Sample	File ID	DF	Analyzed	By	Prep Date	Prep Batch	Analytical Batch
V3W3107-BS	3W78863.D	1	01/18/23	TCH	n/a	n/a	V3W3107
V3W3107-BSD	3W78864.D	1	01/18/23	TCH	n/a	n/a	V3W3107

The QC reported here applies to the following samples: **Method:** TO-15

V3W3107-SCC

CAS No.	Surrogate Recoveries	BSP	BSD	Limits
460-00-4	4-Bromofluorobenzene	100%	101%	65-128%

(a) High percent recovery and no associated positive reported in the QC batch.

* = Outside of Control Limits.

Blank Spike/Blank Spike Duplicate Summary

Job Number: JD61280
Account: CARICH C. A. Rich Consultants
Project: Brent Mako Building 3 Investigation, Enter Lane, Islandia, NY

Sample	File ID	DF	Analyzed	By	Prep Date	Prep Batch	Analytical Batch
V2W2802-BS	2W62993.D	1	01/24/23	TCH	n/a	n/a	V2W2802
V2W2802-BSD	2W62994.D	1	01/24/23	TCH	n/a	n/a	V2W2802

The QC reported here applies to the following samples: **Method:** TO-15

V2W2802-SCC

CAS No.	Compound	Spike ppbv	BSP ppbv	BSP %	BSD ppbv	BSD %	RPD	Limits Rec/RPD
67-64-1	Acetone (2-Propanone)	10	9.0	90	9.0	90	0	70-130/30
106-99-0	1,3-Butadiene	10	10.1	101	10.1	101	0	70-130/30
71-43-2	Benzene	10	9.2	92	9.1	91	1	70-130/30
75-27-4	Bromodichloromethane	10	9.6	96	9.6	96	0	70-130/30
75-25-2	Bromoform	10	9.3	93	9.5	95	2	70-130/30
74-83-9	Bromomethane	10	8.7	87	8.6	86	1	70-130/30
593-60-2	Bromoethene	10	8.7	87	8.6	86	1	70-130/30
100-44-7	Benzyl Chloride	10	7.2	72	7.2	72	0	70-130/30
75-15-0	Carbon disulfide	10	8.6	86	8.5	85	1	70-130/30
108-90-7	Chlorobenzene	10	9.3	93	9.5	95	2	70-130/30
75-00-3	Chloroethane	10	9.8	98	9.7	97	1	70-130/30
67-66-3	Chloroform	10	9.1	91	9.1	91	0	70-130/30
74-87-3	Chloromethane	10	10.3	103	10.0	100	3	70-130/30
107-05-1	3-Chloropropene	10	7.8	78	7.8	78	0	70-130/30
95-49-8	2-Chlorotoluene	10	9.3	93	9.4	94	1	70-130/30
56-23-5	Carbon tetrachloride	10	9.6	96	9.4	94	2	70-130/30
110-82-7	Cyclohexane	10	9.5	95	9.5	95	0	70-130/30
75-34-3	1,1-Dichloroethane	10	9.9	99	9.9	99	0	70-130/30
75-35-4	1,1-Dichloroethylene	10	8.0	80	7.9	79	1	70-130/30
106-93-4	1,2-Dibromoethane (EDB)	10	9.5	95	9.5	95	0	70-130/30
107-06-2	1,2-Dichloroethane	10	8.6	86	8.4	84	2	70-130/30
78-87-5	1,2-Dichloropropane	10	10.3	103	10.3	103	0	70-130/30
123-91-1	1,4-Dioxane	10	9.4	94	9.7	97	3	70-130/30
75-71-8	Dichlorodifluoromethane	10	8.2	82	8.2	82	0	70-130/30
124-48-1	Dibromochloromethane	10	10.5	105	10.5	105	0	70-130/30
156-60-5	trans-1,2-Dichloroethylene	10	10	100	9.9	99	1	70-130/30
156-59-2	cis-1,2-Dichloroethylene	10	10	100	9.9	99	1	70-130/30
10061-01-5	cis-1,3-Dichloropropene	10	9.3	93	9.3	93	0	70-130/30
541-73-1	m-Dichlorobenzene	10	10.7	107	9.7	97	10	70-130/30
95-50-1	o-Dichlorobenzene	10	9.4	94	9.5	95	1	70-130/30
106-46-7	p-Dichlorobenzene	10	9.6	96	9.8	98	2	70-130/30
10061-02-6	trans-1,3-Dichloropropene	10	8.8	88	8.9	89	1	70-130/30
64-17-5	Ethanol	10	8.9	89	8.9	89	0	70-130/30
100-41-4	Ethylbenzene	10	8.5	85	8.6	86	1	70-130/30
141-78-6	Ethyl Acetate	10	10.3	103	10.2	102	1	70-130/30
622-96-8	4-Ethyltoluene	10	9.7	97	9.7	97	0	70-130/30

* = Outside of Control Limits.

Blank Spike/Blank Spike Duplicate Summary

Job Number: JD61280
Account: CARICH C. A. Rich Consultants
Project: Brent Mako Building 3 Investigation, Enter Lane, Islandia, NY

Sample	File ID	DF	Analyzed	By	Prep Date	Prep Batch	Analytical Batch
V2W2802-BS	2W62993.D	1	01/24/23	TCH	n/a	n/a	V2W2802
V2W2802-BSD	2W62994.D	1	01/24/23	TCH	n/a	n/a	V2W2802

The QC reported here applies to the following samples: **Method:** TO-15

V2W2802-SCC

CAS No.	Compound	Spike ppbv	BSP ppbv	BSP %	BSD ppbv	BSD %	RPD	Limits Rec/RPD
76-13-1	Freon 113	10	7.6	76	7.5	75	1	70-130/30
76-14-2	Freon 114	10	8.4	84	8.3	83	1	70-130/30
142-82-5	Heptane	10	10.1	101	10.2	102	1	70-130/30
87-68-3	Hexachlorobutadiene	10	7.0	70	7.2	72	3	70-130/30
110-54-3	Hexane	10	10.2	102	10.1	101	1	70-130/30
591-78-6	2-Hexanone	10	10.5	105	10.7	107	2	70-130/30
67-63-0	Isopropyl Alcohol	10	9.2	92	9.1	91	1	70-130/30
75-09-2	Methylene chloride	10	7.1	71	7.0	70	1	70-130/30
78-93-3	Methyl ethyl ketone	10	10	100	9.9	99	1	70-130/30
108-10-1	Methyl Isobutyl Ketone	10	10.5	105	10.5	105	0	70-130/30
1634-04-4	Methyl Tert Butyl Ether	10	8.7	87	8.7	87	0	70-130/30
80-62-6	Methylmethacrylate	10	10.0	100	10.0	100	0	70-130/30
115-07-1	Propylene	10	11.5	115	11.5	115	0	70-130/30
100-42-5	Styrene	10	9.3	93	9.5	95	2	70-130/30
71-55-6	1,1,1-Trichloroethane	10	8.9	89	8.9	89	0	70-130/30
79-34-5	1,1,2,2-Tetrachloroethane	10	9.2	92	9.4	94	2	70-130/30
79-00-5	1,1,2-Trichloroethane	10	9.5	95	9.6	96	1	70-130/30
120-82-1	1,2,4-Trichlorobenzene	10	8.1	81	8.4	84	4	70-130/30
95-63-6	1,2,4-Trimethylbenzene	10	9.5	95	9.7	97	2	70-130/30
108-67-8	1,3,5-Trimethylbenzene	10	9.2	92	9.4	94	2	70-130/30
540-84-1	2,2,4-Trimethylpentane	10	10.6	106	10.6	106	0	70-130/30
75-65-0	Tertiary Butyl Alcohol	10	7.5	75	7.5	75	0	70-130/30
127-18-4	Tetrachloroethylene	10	9.5	95	9.5	95	0	70-130/30
109-99-9	Tetrahydrofuran	10	10.2	102	10.4	104	2	70-130/30
108-88-3	Toluene	10	9.4	94	9.3	93	1	70-130/30
79-01-6	Trichloroethylene	10	9.5	95	9.5	95	0	70-130/30
75-69-4	Trichlorofluoromethane	10	7.7	77	7.6	76	1	70-130/30
75-01-4	Vinyl chloride	10	9.6	96	9.5	95	1	70-130/30
108-05-4	Vinyl Acetate	10	9.8	98	9.7	97	1	70-130/30
	m,p-Xylene	20	16.8	84	17.2	86	2	70-130/30
95-47-6	o-Xylene	10	8.4	84	8.5	85	1	70-130/30
1330-20-7	Xylenes (total)	30	25.2	84	25.6	85	2	70-130/30

* = Outside of Control Limits.

Blank Spike/Blank Spike Duplicate Summary

Job Number: JD61280
Account: CARICH C. A. Rich Consultants
Project: Brent Mako Building 3 Investigation, Enter Lane, Islandia, NY

Sample	File ID	DF	Analyzed	By	Prep Date	Prep Batch	Analytical Batch
V2W2802-BS	2W62993.D	1	01/24/23	TCH	n/a	n/a	V2W2802
V2W2802-BSD	2W62994.D	1	01/24/23	TCH	n/a	n/a	V2W2802

The QC reported here applies to the following samples: **Method:** TO-15

V2W2802-SCC

CAS No.	Surrogate Recoveries	BSP	BSD	Limits
460-00-4	4-Bromofluorobenzene	98%	97%	65-128%

* = Outside of Control Limits.

Duplicate Summary

Job Number: JD61280
Account: CARICH C. A. Rich Consultants
Project: Brent Mako Building 3 Investigation, Enter Lane, Islandia, NY

Sample	File ID	DF	Analyzed	By	Prep Date	Prep Batch	Analytical Batch
JD61695-1DUP	7W01023.D	1	03/16/23	TCH	n/a	n/a	V7W47
JD61695-1	7W01022.D	1	03/16/23	TCH	n/a	n/a	V7W47

The QC reported here applies to the following samples: **Method:** TO-15

JD61280-1, JD61280-2, JD61280-3, JD61280-4

CAS No.	Compound	JD61695-1 ppbv	Q	DUP ppbv	Q	RPD	Limits
67-64-1	Acetone (2-Propanone)	23.6		23.8		1	25
106-99-0	1,3-Butadiene	ND		ND		nc	25
71-43-2	Benzene	0.17	J	0.15	J	13	25
75-27-4	Bromodichloromethane	ND		ND		nc	25
75-25-2	Bromoform	ND		ND		nc	25
74-83-9	Bromomethane	ND		ND		nc	25
593-60-2	Bromoethene	ND		ND		nc	25
100-44-7	Benzyl Chloride	ND		ND		nc	25
75-15-0	Carbon disulfide	0.55		0.55		0	25
108-90-7	Chlorobenzene	ND		ND		nc	25
75-00-3	Chloroethane	ND		ND		nc	25
67-66-3	Chloroform	ND		ND		nc	25
74-87-3	Chloromethane	0.31		0.28		10	25
107-05-1	3-Chloropropene	ND		ND		nc	25
95-49-8	2-Chlorotoluene	ND		ND		nc	25
56-23-5	Carbon tetrachloride	ND		ND		nc	25
110-82-7	Cyclohexane	ND		ND		nc	25
75-34-3	1,1-Dichloroethane	ND		ND		nc	25
75-35-4	1,1-Dichloroethylene	ND		ND		nc	25
106-93-4	1,2-Dibromoethane (EDB)	ND		ND		nc	25
107-06-2	1,2-Dichloroethane	ND		ND		nc	25
78-87-5	1,2-Dichloropropane	ND		ND		nc	25
123-91-1	1,4-Dioxane	ND		ND		nc	25
75-71-8	Dichlorodifluoromethane	0.39		0.41		5	25
124-48-1	Dibromochloromethane	ND		ND		nc	25
156-60-5	trans-1,2-Dichloroethylene	ND		ND		nc	25
156-59-2	cis-1,2-Dichloroethylene	ND		ND		nc	25
10061-01-5	cis-1,3-Dichloropropene	ND		ND		nc	25
541-73-1	m-Dichlorobenzene	ND		ND		nc	25
95-50-1	o-Dichlorobenzene	ND		ND		nc	25
106-46-7	p-Dichlorobenzene	ND		ND		nc	25
10061-02-6	trans-1,3-Dichloropropene	ND		ND		nc	25
64-17-5	Ethanol	23.8		24.3		2	25
100-41-4	Ethylbenzene	0.52		0.54		4	25
141-78-6	Ethyl Acetate	2.2		2.1		5	25
622-96-8	4-Ethyltoluene	0.24		0.24		0	25

* = Outside of Control Limits.

Duplicate Summary

Job Number: JD61280
Account: CARICH C. A. Rich Consultants
Project: Brent Mako Building 3 Investigation, Enter Lane, Islandia, NY

Sample	File ID	DF	Analyzed	By	Prep Date	Prep Batch	Analytical Batch
JD61695-1DUP	7W01023.D	1	03/16/23	TCH	n/a	n/a	V7W47
JD61695-1	7W01022.D	1	03/16/23	TCH	n/a	n/a	V7W47

The QC reported here applies to the following samples: **Method:** TO-15

JD61280-1, JD61280-2, JD61280-3, JD61280-4

CAS No.	Compound	JD61695-1 ppbv	Q	DUP ppbv	Q	RPD	Limits
76-13-1	Freon 113	ND		ND		nc	25
76-14-2	Freon 114	ND		ND		nc	25
142-82-5	Heptane	0.10	J	0.13	J	26* [a]	25
87-68-3	Hexachlorobutadiene	ND		ND		nc	25
110-54-3	Hexane	ND		ND		nc	25
591-78-6	2-Hexanone	ND		ND		nc	25
67-63-0	Isopropyl Alcohol	13.0		13.4		3	25
75-09-2	Methylene chloride	0.56		0.21		91* [a]	25
78-93-3	Methyl ethyl ketone	3.6		3.6		0	25
108-10-1	Methyl Isobutyl Ketone	0.19	J	0.25		27* [a]	25
1634-04-4	Methyl Tert Butyl Ether	ND		ND		nc	25
80-62-6	Methylmethacrylate	ND		ND		nc	25
115-07-1	Propylene	ND		ND		nc	25
100-42-5	Styrene	0.14	J	0.14	J	0	25
71-55-6	1,1,1-Trichloroethane	ND		ND		nc	25
79-34-5	1,1,2,2-Tetrachloroethane	ND		ND		nc	25
79-00-5	1,1,2-Trichloroethane	ND		ND		nc	25
120-82-1	1,2,4-Trichlorobenzene	ND		ND		nc	25
95-63-6	1,2,4-Trimethylbenzene	1.3		1.3		0	25
108-67-8	1,3,5-Trimethylbenzene	0.59		0.58		2	25
540-84-1	2,2,4-Trimethylpentane	ND		ND		nc	25
75-65-0	Tertiary Butyl Alcohol	1.1		1.1		0	25
127-18-4	Tetrachloroethylene	0.30		0.29		3	25
109-99-9	Tetrahydrofuran	2.4		2.4		0	25
108-88-3	Toluene	1.4		1.4		0	25
79-01-6	Trichloroethylene	ND		ND		nc	25
75-69-4	Trichlorofluoromethane	0.40		0.37		8	25
75-01-4	Vinyl chloride	ND		ND		nc	25
108-05-4	Vinyl Acetate	ND		ND		nc	25
	m,p-Xylene	2.0		2.0		0	25
95-47-6	o-Xylene	1.4		1.4		0	25
1330-20-7	Xylenes (total)	3.4		3.4		0	25

* = Outside of Control Limits.

Duplicate Summary

Job Number: JD61280
Account: CARICH C. A. Rich Consultants
Project: Brent Mako Building 3 Investigation, Enter Lane, Islandia, NY

Sample	File ID	DF	Analyzed	By	Prep Date	Prep Batch	Analytical Batch
JD61695-1DUP	7W01023.D	1	03/16/23	TCH	n/a	n/a	V7W47
JD61695-1	7W01022.D	1	03/16/23	TCH	n/a	n/a	V7W47

The QC reported here applies to the following samples: **Method:** TO-15

JD61280-1, JD61280-2, JD61280-3, JD61280-4

CAS No.	Surrogate Recoveries	DUP	JD61695-1	Limits
460-00-4	4-Bromofluorobenzene	89%	92%	65-128%

(a) RPD acceptable due to low DUP and sample concentrations.

* = Outside of Control Limits.

Duplicate Summary

Job Number: JD61280
Account: CARICH C. A. Rich Consultants
Project: Brent Mako Building 3 Investigation, Enter Lane, Islandia, NY

Sample	File ID	DF	Analyzed	By	Prep Date	Prep Batch	Analytical Batch
JD61394-1DUP	7W01104.D	8.15	03/20/23	TCH	n/a	n/a	V7W51
JD61394-1	7W01103.D	8.15	03/20/23	TCH	n/a	n/a	V7W51

The QC reported here applies to the following samples: **Method:** TO-15

JD61280-3, JD61280-4, JD61280-5

CAS No.	Compound	JD61394-1 ppbv	Q	DUP ppbv	Q	RPD	Limits
67-64-1	Acetone (2-Propanone)	64.6		71.5		10	25
106-99-0	1,3-Butadiene	ND		ND		nc	25
71-43-2	Benzene	4.9	J	4.9	J	0	25
75-27-4	Bromodichloromethane	ND		ND		nc	25
75-25-2	Bromoform	ND		ND		nc	25
74-83-9	Bromomethane	ND		ND		nc	25
593-60-2	Bromoethene	ND		ND		nc	25
100-44-7	Benzyl Chloride	ND		ND		nc	25
75-15-0	Carbon disulfide	24.0		23.9		0	25
108-90-7	Chlorobenzene	ND		ND		nc	25
75-00-3	Chloroethane	ND		ND		nc	25
67-66-3	Chloroform	ND		ND		nc	25
74-87-3	Chloromethane	ND		ND		nc	25
107-05-1	3-Chloropropene	ND		ND		nc	25
95-49-8	2-Chlorotoluene	ND		ND		nc	25
56-23-5	Carbon tetrachloride	ND		ND		nc	25
110-82-7	Cyclohexane	ND		ND		nc	25
75-34-3	1,1-Dichloroethane	ND		ND		nc	25
75-35-4	1,1-Dichloroethylene	ND		ND		nc	25
106-93-4	1,2-Dibromoethane (EDB)	ND		ND		nc	25
107-06-2	1,2-Dichloroethane	ND		ND		nc	25
78-87-5	1,2-Dichloropropane	ND		ND		nc	25
123-91-1	1,4-Dioxane	ND		ND		nc	25
75-71-8	Dichlorodifluoromethane	ND		ND		nc	25
124-48-1	Dibromochloromethane	ND		ND		nc	25
156-60-5	trans-1,2-Dichloroethylene	ND		ND		nc	25
156-59-2	cis-1,2-Dichloroethylene	ND		ND		nc	25
10061-01-5	cis-1,3-Dichloropropene	ND		ND		nc	25
541-73-1	m-Dichlorobenzene	ND		ND		nc	25
95-50-1	o-Dichlorobenzene	ND		ND		nc	25
106-46-7	p-Dichlorobenzene	ND		ND		nc	25
10061-02-6	trans-1,3-Dichloropropene	ND		ND		nc	25
64-17-5	Ethanol	32.0		32.1		0	25
100-41-4	Ethylbenzene	13.1		13.3		2	25
141-78-6	Ethyl Acetate	ND		ND		nc	25
622-96-8	4-Ethyltoluene	4.2	J	4.5	J	7	25

* = Outside of Control Limits.

Duplicate Summary

Job Number: JD61280
Account: CARICH C. A. Rich Consultants
Project: Brent Mako Building 3 Investigation, Enter Lane, Islandia, NY

Sample	File ID	DF	Analyzed	By	Prep Date	Prep Batch	Analytical Batch
JD61394-1DUP	7W01104.D	8.15	03/20/23	TCH	n/a	n/a	V7W51
JD61394-1	7W01103.D	8.15	03/20/23	TCH	n/a	n/a	V7W51

The QC reported here applies to the following samples: **Method:** TO-15

JD61280-3, JD61280-4, JD61280-5

CAS No.	Compound	JD61394-1 ppbv	Q	DUP ppbv	Q	RPD	Limits
76-13-1	Freon 113	ND		ND		nc	25
76-14-2	Freon 114	ND		ND		nc	25
142-82-5	Heptane	8.1		8.5		5	25
87-68-3	Hexachlorobutadiene	ND		ND		nc	25
110-54-3	Hexane	10.6		10.7		1	25
591-78-6	2-Hexanone	ND		ND		nc	25
67-63-0	Isopropyl Alcohol	18.7		16.3		14	25
75-09-2	Methylene chloride	5.0	J	4.7	J	6	25
78-93-3	Methyl ethyl ketone	ND		ND		nc	25
108-10-1	Methyl Isobutyl Ketone	ND		ND		nc	25
1634-04-4	Methyl Tert Butyl Ether	ND		ND		nc	25
80-62-6	Methylmethacrylate	ND		ND		nc	25
115-07-1	Propylene	199		206		3	25
100-42-5	Styrene	ND		ND		nc	25
71-55-6	1,1,1-Trichloroethane	ND		ND		nc	25
79-34-5	1,1,2,2-Tetrachloroethane	ND		ND		nc	25
79-00-5	1,1,2-Trichloroethane	ND		ND		nc	25
120-82-1	1,2,4-Trichlorobenzene	ND		ND		nc	25
95-63-6	1,2,4-Trimethylbenzene	13.1		13.0		1	25
108-67-8	1,3,5-Trimethylbenzene	3.5	J	3.7	J	6	25
540-84-1	2,2,4-Trimethylpentane	ND		ND		nc	25
75-65-0	Tertiary Butyl Alcohol	4.3	J	4.4	J	2	25
127-18-4	Tetrachloroethylene	ND		ND		nc	25
109-99-9	Tetrahydrofuran	4.0	J	4.7	J	16	25
108-88-3	Toluene	30.2		31.3		4	25
79-01-6	Trichloroethylene	ND		ND		nc	25
75-69-4	Trichlorofluoromethane	ND		ND		nc	25
75-01-4	Vinyl chloride	ND		ND		nc	25
108-05-4	Vinyl Acetate	ND		ND		nc	25
	m,p-Xylene	64.9		66.4		2	25
95-47-6	o-Xylene	18.2		18.4		1	25
1330-20-7	Xylenes (total)	83.0		84.8		2	25

* = Outside of Control Limits.

Duplicate Summary

Job Number: JD61280
Account: CARICH C. A. Rich Consultants
Project: Brent Mako Building 3 Investigation, Enter Lane, Islandia, NY

Sample	File ID	DF	Analyzed	By	Prep Date	Prep Batch	Analytical Batch
JD61394-1DUP	7W01104.D	8.15	03/20/23	TCH	n/a	n/a	V7W51
JD61394-1	7W01103.D	8.15	03/20/23	TCH	n/a	n/a	V7W51

The QC reported here applies to the following samples: **Method:** TO-15

JD61280-3, JD61280-4, JD61280-5

CAS No.	Surrogate Recoveries	DUP	JD61394-1	Limits
460-00-4	4-Bromofluorobenzene	92%	92%	65-128%

* = Outside of Control Limits.

Summa Cleaning Certification

Job Number: JD61280
Account: CARICH C. A. Rich Consultants
Project: Brent Mako Building 3 Investigation, Enter Lane, Islandia, NY

Sample	File ID	DF	Analyzed	By	Prep Date	Prep Batch	Analytical Batch
V3W3107-SCC	3W78882.D	1	01/18/23	TCH	n/a	n/a	V3W3107

The QC reported here (Summa A2103) applies to the following samples: **Method:** TO-15

Batch CP12053 cleaned 01/13/23: JD61280-1(A1745), JD61280-3(M002)

CAS No.	Compound	Result	RL	MDL	Units	Q	Result	RL	Units
67-64-1	Acetone (2-Propanone)	ND	0.20	0.15	ppbv		ND	0.48	ug/m3
106-99-0	1,3-Butadiene	ND	0.20	0.084	ppbv		ND	0.44	ug/m3
71-43-2	Benzene	ND	0.20	0.062	ppbv		ND	0.64	ug/m3
75-27-4	Bromodichloromethane	ND	0.20	0.030	ppbv		ND	1.3	ug/m3
75-25-2	Bromoform	ND	0.20	0.071	ppbv		ND	2.1	ug/m3
74-83-9	Bromomethane	ND	0.20	0.069	ppbv		ND	0.78	ug/m3
593-60-2	Bromoethene	ND	0.20	0.061	ppbv		ND	0.87	ug/m3
100-44-7	Benzyl Chloride	ND	0.20	0.13	ppbv		ND	1.0	ug/m3
75-15-0	Carbon disulfide	ND	0.20	0.045	ppbv		ND	0.62	ug/m3
108-90-7	Chlorobenzene	ND	0.20	0.074	ppbv		ND	0.92	ug/m3
75-00-3	Chloroethane	ND	0.20	0.068	ppbv		ND	0.53	ug/m3
67-66-3	Chloroform	ND	0.20	0.037	ppbv		ND	0.98	ug/m3
74-87-3	Chloromethane	ND	0.20	0.090	ppbv		ND	0.41	ug/m3
107-05-1	3-Chloropropene	ND	0.20	0.083	ppbv		ND	0.63	ug/m3
95-49-8	2-Chlorotoluene	ND	0.20	0.072	ppbv		ND	1.0	ug/m3
56-23-5	Carbon tetrachloride	ND	0.20	0.040	ppbv		ND	1.3	ug/m3
110-82-7	Cyclohexane	ND	0.20	0.11	ppbv		ND	0.69	ug/m3
75-34-3	1,1-Dichloroethane	ND	0.20	0.057	ppbv		ND	0.81	ug/m3
75-35-4	1,1-Dichloroethylene	ND	0.20	0.059	ppbv		ND	0.79	ug/m3
106-93-4	1,2-Dibromoethane (EDB)	ND	0.20	0.097	ppbv		ND	1.5	ug/m3
107-06-2	1,2-Dichloroethane	ND	0.20	0.070	ppbv		ND	0.81	ug/m3
78-87-5	1,2-Dichloropropane	ND	0.20	0.062	ppbv		ND	0.92	ug/m3
123-91-1	1,4-Dioxane	ND	0.20	0.12	ppbv		ND	0.72	ug/m3
75-71-8	Dichlorodifluoromethane	ND	0.20	0.032	ppbv		ND	0.99	ug/m3
124-48-1	Dibromochloromethane	ND	0.20	0.052	ppbv		ND	1.7	ug/m3
156-60-5	trans-1,2-Dichloroethylene	ND	0.20	0.069	ppbv		ND	0.79	ug/m3
156-59-2	cis-1,2-Dichloroethylene	ND	0.20	0.077	ppbv		ND	0.79	ug/m3
10061-01-5	cis-1,3-Dichloropropene	ND	0.20	0.062	ppbv		ND	0.91	ug/m3
541-73-1	m-Dichlorobenzene	ND	0.20	0.040	ppbv		ND	1.2	ug/m3
95-50-1	o-Dichlorobenzene	ND	0.20	0.15	ppbv		ND	1.2	ug/m3
106-46-7	p-Dichlorobenzene	ND	0.20	0.19	ppbv		ND	1.2	ug/m3
10061-02-6	trans-1,3-Dichloropropene	ND	0.20	0.10	ppbv		ND	0.91	ug/m3
64-17-5	Ethanol	ND	0.50	0.39	ppbv		ND	0.94	ug/m3
100-41-4	Ethylbenzene	ND	0.20	0.061	ppbv		ND	0.87	ug/m3
141-78-6	Ethyl Acetate	ND	0.20	0.10	ppbv		ND	0.72	ug/m3
622-96-8	4-Ethyltoluene	ND	0.20	0.095	ppbv		ND	0.98	ug/m3

Summa Cleaning Certification

Job Number: JD61280
Account: CARICH C. A. Rich Consultants
Project: Brent Mako Building 3 Investigation, Enter Lane, Islandia, NY

Sample	File ID	DF	Analyzed	By	Prep Date	Prep Batch	Analytical Batch
V3W3107-SCC	3W78882.D	1	01/18/23	TCH	n/a	n/a	V3W3107

The QC reported here (Summa A2103) applies to the following samples: **Method:** TO-15

Batch CP12053 cleaned 01/13/23: JD61280-1(A1745), JD61280-3(M002)

CAS No.	Compound	Result	RL	MDL	Units	Q	Result	RL	Units
76-13-1	Freon 113	ND	0.20	0.031	ppbv		ND	1.5	ug/m3
76-14-2	Freon 114	ND	0.20	0.050	ppbv		ND	1.4	ug/m3
142-82-5	Heptane	ND	0.20	0.092	ppbv		ND	0.82	ug/m3
87-68-3	Hexachlorobutadiene	ND	0.20	0.062	ppbv		ND	2.1	ug/m3
110-54-3	Hexane	ND	0.20	0.11	ppbv		ND	0.70	ug/m3
591-78-6	2-Hexanone	ND	0.20	0.15	ppbv		ND	0.82	ug/m3
67-63-0	Isopropyl Alcohol	ND	0.20	0.14	ppbv		ND	0.49	ug/m3
75-09-2	Methylene chloride	ND	0.20	0.056	ppbv		ND	0.69	ug/m3
78-93-3	Methyl ethyl ketone	ND	0.20	0.11	ppbv		ND	0.59	ug/m3
108-10-1	Methyl Isobutyl Ketone	ND	0.20	0.073	ppbv		ND	0.82	ug/m3
1634-04-4	Methyl Tert Butyl Ether	ND	0.20	0.080	ppbv		ND	0.72	ug/m3
80-62-6	Methylmethacrylate	ND	0.20	0.070	ppbv		ND	0.82	ug/m3
115-07-1	Propylene	ND	0.50	0.14	ppbv		ND	0.86	ug/m3
100-42-5	Styrene	ND	0.20	0.12	ppbv		ND	0.85	ug/m3
71-55-6	1,1,1-Trichloroethane	ND	0.20	0.037	ppbv		ND	1.1	ug/m3
79-34-5	1,1,2,2-Tetrachloroethane	ND	0.20	0.048	ppbv		ND	1.4	ug/m3
79-00-5	1,1,2-Trichloroethane	ND	0.20	0.038	ppbv		ND	1.1	ug/m3
120-82-1	1,2,4-Trichlorobenzene	ND	0.20	0.12	ppbv		ND	1.5	ug/m3
95-63-6	1,2,4-Trimethylbenzene	ND	0.20	0.087	ppbv		ND	0.98	ug/m3
108-67-8	1,3,5-Trimethylbenzene	ND	0.20	0.080	ppbv		ND	0.98	ug/m3
540-84-1	2,2,4-Trimethylpentane	ND	0.20	0.095	ppbv		ND	0.93	ug/m3
75-65-0	Tertiary Butyl Alcohol	ND	0.20	0.093	ppbv		ND	0.61	ug/m3
127-18-4	Tetrachloroethylene	ND	0.040	0.014	ppbv		ND	0.27	ug/m3
109-99-9	Tetrahydrofuran	ND	0.20	0.090	ppbv		ND	0.59	ug/m3
108-88-3	Toluene	ND	0.20	0.057	ppbv		ND	0.75	ug/m3
79-01-6	Trichloroethylene	ND	0.040	0.019	ppbv		ND	0.21	ug/m3
75-69-4	Trichlorofluoromethane	ND	0.20	0.036	ppbv		ND	1.1	ug/m3
75-01-4	Vinyl chloride	ND	0.20	0.069	ppbv		ND	0.51	ug/m3
108-05-4	Vinyl Acetate	ND	0.20	0.11	ppbv		ND	0.70	ug/m3
	m,p-Xylene	ND	0.20	0.14	ppbv		ND	0.87	ug/m3
95-47-6	o-Xylene	ND	0.20	0.077	ppbv		ND	0.87	ug/m3
1330-20-7	Xylenes (total)	ND	0.20	0.077	ppbv		ND	0.87	ug/m3

Summa Cleaning Certification

Job Number: JD61280
Account: CARICH C. A. Rich Consultants
Project: Brent Mako Building 3 Investigation, Enter Lane, Islandia, NY

Sample	File ID	DF	Analyzed	By	Prep Date	Prep Batch	Analytical Batch
V3W3107-SCC	3W78882.D	1	01/18/23	TCH	n/a	n/a	V3W3107

The QC reported here (Summa A2103) applies to the following samples: **Method:** TO-15

Batch CP12053 cleaned 01/13/23: JD61280-1(A1745), JD61280-3(M002)

CAS No.	Surrogate Recoveries		Limits
460-00-4	4-Bromofluorobenzene	95%	65-128%

Summa Cleaning Certification

Job Number: JD61280
Account: CARICH C. A. Rich Consultants
Project: Brent Mako Building 3 Investigation, Enter Lane, Islandia, NY

Sample	File ID	DF	Analyzed	By	Prep Date	Prep Batch	Analytical Batch
V2W2802-SCC	2W63016.D	1	01/25/23	TCH	n/a	n/a	V2W2802

The QC reported here (Summa A1869) applies to the following samples: **Method:** TO-15

Batch CP12062 cleaned 01/19/23: JD61280-2(A1727), JD61280-4(M103)

CAS No.	Compound	Result	RL	MDL	Units	Q	Result	RL	Units
67-64-1	Acetone (2-Propanone)	ND	0.20	0.15	ppbv		ND	0.48	ug/m3
106-99-0	1,3-Butadiene	ND	0.20	0.084	ppbv		ND	0.44	ug/m3
71-43-2	Benzene	ND	0.20	0.062	ppbv		ND	0.64	ug/m3
75-27-4	Bromodichloromethane	ND	0.20	0.030	ppbv		ND	1.3	ug/m3
75-25-2	Bromoform	ND	0.20	0.071	ppbv		ND	2.1	ug/m3
74-83-9	Bromomethane	ND	0.20	0.069	ppbv		ND	0.78	ug/m3
593-60-2	Bromoethene	ND	0.20	0.061	ppbv		ND	0.87	ug/m3
100-44-7	Benzyl Chloride	ND	0.20	0.13	ppbv		ND	1.0	ug/m3
75-15-0	Carbon disulfide	ND	0.20	0.045	ppbv		ND	0.62	ug/m3
108-90-7	Chlorobenzene	ND	0.20	0.074	ppbv		ND	0.92	ug/m3
75-00-3	Chloroethane	ND	0.20	0.068	ppbv		ND	0.53	ug/m3
67-66-3	Chloroform	ND	0.20	0.037	ppbv		ND	0.98	ug/m3
74-87-3	Chloromethane	ND	0.20	0.090	ppbv		ND	0.41	ug/m3
107-05-1	3-Chloropropene	ND	0.20	0.083	ppbv		ND	0.63	ug/m3
95-49-8	2-Chlorotoluene	ND	0.20	0.072	ppbv		ND	1.0	ug/m3
56-23-5	Carbon tetrachloride	ND	0.20	0.040	ppbv		ND	1.3	ug/m3
110-82-7	Cyclohexane	ND	0.20	0.11	ppbv		ND	0.69	ug/m3
75-34-3	1,1-Dichloroethane	ND	0.20	0.057	ppbv		ND	0.81	ug/m3
75-35-4	1,1-Dichloroethylene	ND	0.20	0.059	ppbv		ND	0.79	ug/m3
106-93-4	1,2-Dibromoethane (EDB)	ND	0.20	0.097	ppbv		ND	1.5	ug/m3
107-06-2	1,2-Dichloroethane	ND	0.20	0.070	ppbv		ND	0.81	ug/m3
78-87-5	1,2-Dichloropropane	ND	0.20	0.062	ppbv		ND	0.92	ug/m3
123-91-1	1,4-Dioxane	ND	0.20	0.12	ppbv		ND	0.72	ug/m3
75-71-8	Dichlorodifluoromethane	ND	0.20	0.032	ppbv		ND	0.99	ug/m3
124-48-1	Dibromochloromethane	ND	0.20	0.052	ppbv		ND	1.7	ug/m3
156-60-5	trans-1,2-Dichloroethylene	ND	0.20	0.069	ppbv		ND	0.79	ug/m3
156-59-2	cis-1,2-Dichloroethylene	ND	0.20	0.077	ppbv		ND	0.79	ug/m3
10061-01-5	cis-1,3-Dichloropropene	ND	0.20	0.062	ppbv		ND	0.91	ug/m3
541-73-1	m-Dichlorobenzene	ND	0.20	0.040	ppbv		ND	1.2	ug/m3
95-50-1	o-Dichlorobenzene	ND	0.20	0.15	ppbv		ND	1.2	ug/m3
106-46-7	p-Dichlorobenzene	ND	0.20	0.19	ppbv		ND	1.2	ug/m3
10061-02-6	trans-1,3-Dichloropropene	ND	0.20	0.10	ppbv		ND	0.91	ug/m3
64-17-5	Ethanol	ND	0.50	0.39	ppbv		ND	0.94	ug/m3
100-41-4	Ethylbenzene	ND	0.20	0.061	ppbv		ND	0.87	ug/m3
141-78-6	Ethyl Acetate	ND	0.20	0.10	ppbv		ND	0.72	ug/m3
622-96-8	4-Ethyltoluene	ND	0.20	0.095	ppbv		ND	0.98	ug/m3

Summa Cleaning Certification

Job Number: JD61280
Account: CARICH C. A. Rich Consultants
Project: Brent Mako Building 3 Investigation, Enter Lane, Islandia, NY

Sample	File ID	DF	Analyzed	By	Prep Date	Prep Batch	Analytical Batch
V2W2802-SCC	2W63016.D	1	01/25/23	TCH	n/a	n/a	V2W2802

The QC reported here (Summa A1869) applies to the following samples: **Method:** TO-15

Batch CP12062 cleaned 01/19/23: JD61280-2(A1727), JD61280-4(M103)

CAS No.	Compound	Result	RL	MDL	Units	Q	Result	RL	Units
76-13-1	Freon 113	ND	0.20	0.031	ppbv		ND	1.5	ug/m3
76-14-2	Freon 114	ND	0.20	0.050	ppbv		ND	1.4	ug/m3
142-82-5	Heptane	ND	0.20	0.092	ppbv		ND	0.82	ug/m3
87-68-3	Hexachlorobutadiene	ND	0.20	0.062	ppbv		ND	2.1	ug/m3
110-54-3	Hexane	ND	0.20	0.11	ppbv		ND	0.70	ug/m3
591-78-6	2-Hexanone	ND	0.20	0.15	ppbv		ND	0.82	ug/m3
67-63-0	Isopropyl Alcohol	ND	0.20	0.14	ppbv		ND	0.49	ug/m3
75-09-2	Methylene chloride	ND	0.20	0.056	ppbv		ND	0.69	ug/m3
78-93-3	Methyl ethyl ketone	ND	0.20	0.11	ppbv		ND	0.59	ug/m3
108-10-1	Methyl Isobutyl Ketone	ND	0.20	0.073	ppbv		ND	0.82	ug/m3
1634-04-4	Methyl Tert Butyl Ether	ND	0.20	0.080	ppbv		ND	0.72	ug/m3
80-62-6	Methylmethacrylate	ND	0.20	0.070	ppbv		ND	0.82	ug/m3
115-07-1	Propylene	ND	0.50	0.14	ppbv		ND	0.86	ug/m3
100-42-5	Styrene	ND	0.20	0.12	ppbv		ND	0.85	ug/m3
71-55-6	1,1,1-Trichloroethane	ND	0.20	0.037	ppbv		ND	1.1	ug/m3
79-34-5	1,1,2,2-Tetrachloroethane	ND	0.20	0.048	ppbv		ND	1.4	ug/m3
79-00-5	1,1,2-Trichloroethane	ND	0.20	0.038	ppbv		ND	1.1	ug/m3
120-82-1	1,2,4-Trichlorobenzene	ND	0.20	0.12	ppbv		ND	1.5	ug/m3
95-63-6	1,2,4-Trimethylbenzene	ND	0.20	0.087	ppbv		ND	0.98	ug/m3
108-67-8	1,3,5-Trimethylbenzene	ND	0.20	0.080	ppbv		ND	0.98	ug/m3
540-84-1	2,2,4-Trimethylpentane	ND	0.20	0.095	ppbv		ND	0.93	ug/m3
75-65-0	Tertiary Butyl Alcohol	ND	0.20	0.093	ppbv		ND	0.61	ug/m3
127-18-4	Tetrachloroethylene	ND	0.040	0.014	ppbv		ND	0.27	ug/m3
109-99-9	Tetrahydrofuran	ND	0.20	0.090	ppbv		ND	0.59	ug/m3
108-88-3	Toluene	ND	0.20	0.057	ppbv		ND	0.75	ug/m3
79-01-6	Trichloroethylene	ND	0.040	0.019	ppbv		ND	0.21	ug/m3
75-69-4	Trichlorofluoromethane	ND	0.20	0.036	ppbv		ND	1.1	ug/m3
75-01-4	Vinyl chloride	ND	0.20	0.069	ppbv		ND	0.51	ug/m3
108-05-4	Vinyl Acetate	ND	0.20	0.11	ppbv		ND	0.70	ug/m3
	m,p-Xylene	ND	0.20	0.14	ppbv		ND	0.87	ug/m3
95-47-6	o-Xylene	ND	0.20	0.077	ppbv		ND	0.87	ug/m3
1330-20-7	Xylenes (total)	ND	0.20	0.077	ppbv		ND	0.87	ug/m3

Summa Cleaning Certification

Job Number: JD61280
Account: CARICH C. A. Rich Consultants
Project: Brent Mako Building 3 Investigation, Enter Lane, Islandia, NY

Sample	File ID	DF	Analyzed	By	Prep Date	Prep Batch	Analytical Batch
V2W2802-SCC	2W63016.D	1	01/25/23	TCH	n/a	n/a	V2W2802

The QC reported here (Summa A1869) applies to the following samples: **Method:** TO-15

Batch CP12062 cleaned 01/19/23: JD61280-2(A1727), JD61280-4(M103)

CAS No.	Surrogate Recoveries		Limits
460-00-4	4-Bromofluorobenzene	92%	65-128%

Summa Cleaning Certification

Job Number: JD61280
Account: CARICH C. A. Rich Consultants
Project: Brent Mako Building 3 Investigation, Enter Lane, Islandia, NY

Sample	File ID	DF	Analyzed	By	Prep Date	Prep Batch	Analytical Batch
V2W2802-SCC	2W63017.D	1	01/25/23	TCH	n/a	n/a	V2W2802

The QC reported here (Summa A880) applies to the following samples: **Method:** TO-15

Batch CP12061 cleaned 01/18/23: JD61280-5(A1294)

CAS No.	Compound	Result	RL	MDL	Units	Q	Result	RL	Units
67-64-1	Acetone (2-Propanone)	ND	0.20	0.15	ppbv		ND	0.48	ug/m3
106-99-0	1,3-Butadiene	ND	0.20	0.084	ppbv		ND	0.44	ug/m3
71-43-2	Benzene	ND	0.20	0.062	ppbv		ND	0.64	ug/m3
75-27-4	Bromodichloromethane	ND	0.20	0.030	ppbv		ND	1.3	ug/m3
75-25-2	Bromoform	ND	0.20	0.071	ppbv		ND	2.1	ug/m3
74-83-9	Bromomethane	ND	0.20	0.069	ppbv		ND	0.78	ug/m3
593-60-2	Bromoethene	ND	0.20	0.061	ppbv		ND	0.87	ug/m3
100-44-7	Benzyl Chloride	ND	0.20	0.13	ppbv		ND	1.0	ug/m3
75-15-0	Carbon disulfide	ND	0.20	0.045	ppbv		ND	0.62	ug/m3
108-90-7	Chlorobenzene	ND	0.20	0.074	ppbv		ND	0.92	ug/m3
75-00-3	Chloroethane	ND	0.20	0.068	ppbv		ND	0.53	ug/m3
67-66-3	Chloroform	ND	0.20	0.037	ppbv		ND	0.98	ug/m3
74-87-3	Chloromethane	ND	0.20	0.090	ppbv		ND	0.41	ug/m3
107-05-1	3-Chloropropene	ND	0.20	0.083	ppbv		ND	0.63	ug/m3
95-49-8	2-Chlorotoluene	ND	0.20	0.072	ppbv		ND	1.0	ug/m3
56-23-5	Carbon tetrachloride	ND	0.20	0.040	ppbv		ND	1.3	ug/m3
110-82-7	Cyclohexane	ND	0.20	0.11	ppbv		ND	0.69	ug/m3
75-34-3	1,1-Dichloroethane	ND	0.20	0.057	ppbv		ND	0.81	ug/m3
75-35-4	1,1-Dichloroethylene	ND	0.20	0.059	ppbv		ND	0.79	ug/m3
106-93-4	1,2-Dibromoethane (EDB)	ND	0.20	0.097	ppbv		ND	1.5	ug/m3
107-06-2	1,2-Dichloroethane	ND	0.20	0.070	ppbv		ND	0.81	ug/m3
78-87-5	1,2-Dichloropropane	ND	0.20	0.062	ppbv		ND	0.92	ug/m3
123-91-1	1,4-Dioxane	ND	0.20	0.12	ppbv		ND	0.72	ug/m3
75-71-8	Dichlorodifluoromethane	ND	0.20	0.032	ppbv		ND	0.99	ug/m3
124-48-1	Dibromochloromethane	ND	0.20	0.052	ppbv		ND	1.7	ug/m3
156-60-5	trans-1,2-Dichloroethylene	ND	0.20	0.069	ppbv		ND	0.79	ug/m3
156-59-2	cis-1,2-Dichloroethylene	ND	0.20	0.077	ppbv		ND	0.79	ug/m3
10061-01-5	cis-1,3-Dichloropropene	ND	0.20	0.062	ppbv		ND	0.91	ug/m3
541-73-1	m-Dichlorobenzene	ND	0.20	0.040	ppbv		ND	1.2	ug/m3
95-50-1	o-Dichlorobenzene	ND	0.20	0.15	ppbv		ND	1.2	ug/m3
106-46-7	p-Dichlorobenzene	ND	0.20	0.19	ppbv		ND	1.2	ug/m3
10061-02-6	trans-1,3-Dichloropropene	ND	0.20	0.10	ppbv		ND	0.91	ug/m3
64-17-5	Ethanol	ND	0.50	0.39	ppbv		ND	0.94	ug/m3
100-41-4	Ethylbenzene	ND	0.20	0.061	ppbv		ND	0.87	ug/m3
141-78-6	Ethyl Acetate	ND	0.20	0.10	ppbv		ND	0.72	ug/m3
622-96-8	4-Ethyltoluene	ND	0.20	0.095	ppbv		ND	0.98	ug/m3

Summa Cleaning Certification

Job Number: JD61280
Account: CARICH C. A. Rich Consultants
Project: Brent Mako Building 3 Investigation, Enter Lane, Islandia, NY

Sample	File ID	DF	Analyzed	By	Prep Date	Prep Batch	Analytical Batch
V2W2802-SCC	2W63017.D	1	01/25/23	TCH	n/a	n/a	V2W2802

The QC reported here (Summa A880) applies to the following samples: **Method:** TO-15

Batch CP12061 cleaned 01/18/23: JD61280-5(A1294)

CAS No.	Compound	Result	RL	MDL	Units	Q	Result	RL	Units
76-13-1	Freon 113	ND	0.20	0.031	ppbv		ND	1.5	ug/m3
76-14-2	Freon 114	ND	0.20	0.050	ppbv		ND	1.4	ug/m3
142-82-5	Heptane	ND	0.20	0.092	ppbv		ND	0.82	ug/m3
87-68-3	Hexachlorobutadiene	ND	0.20	0.062	ppbv		ND	2.1	ug/m3
110-54-3	Hexane	ND	0.20	0.11	ppbv		ND	0.70	ug/m3
591-78-6	2-Hexanone	ND	0.20	0.15	ppbv		ND	0.82	ug/m3
67-63-0	Isopropyl Alcohol	ND	0.20	0.14	ppbv		ND	0.49	ug/m3
75-09-2	Methylene chloride	ND	0.20	0.056	ppbv		ND	0.69	ug/m3
78-93-3	Methyl ethyl ketone	ND	0.20	0.11	ppbv		ND	0.59	ug/m3
108-10-1	Methyl Isobutyl Ketone	ND	0.20	0.073	ppbv		ND	0.82	ug/m3
1634-04-4	Methyl Tert Butyl Ether	ND	0.20	0.080	ppbv		ND	0.72	ug/m3
80-62-6	Methylmethacrylate	ND	0.20	0.070	ppbv		ND	0.82	ug/m3
115-07-1	Propylene	ND	0.50	0.14	ppbv		ND	0.86	ug/m3
100-42-5	Styrene	ND	0.20	0.12	ppbv		ND	0.85	ug/m3
71-55-6	1,1,1-Trichloroethane	ND	0.20	0.037	ppbv		ND	1.1	ug/m3
79-34-5	1,1,2,2-Tetrachloroethane	ND	0.20	0.048	ppbv		ND	1.4	ug/m3
79-00-5	1,1,2-Trichloroethane	ND	0.20	0.038	ppbv		ND	1.1	ug/m3
120-82-1	1,2,4-Trichlorobenzene	ND	0.20	0.12	ppbv		ND	1.5	ug/m3
95-63-6	1,2,4-Trimethylbenzene	ND	0.20	0.087	ppbv		ND	0.98	ug/m3
108-67-8	1,3,5-Trimethylbenzene	ND	0.20	0.080	ppbv		ND	0.98	ug/m3
540-84-1	2,2,4-Trimethylpentane	ND	0.20	0.095	ppbv		ND	0.93	ug/m3
75-65-0	Tertiary Butyl Alcohol	ND	0.20	0.093	ppbv		ND	0.61	ug/m3
127-18-4	Tetrachloroethylene	ND	0.040	0.014	ppbv		ND	0.27	ug/m3
109-99-9	Tetrahydrofuran	ND	0.20	0.090	ppbv		ND	0.59	ug/m3
108-88-3	Toluene	ND	0.20	0.057	ppbv		ND	0.75	ug/m3
79-01-6	Trichloroethylene	ND	0.040	0.019	ppbv		ND	0.21	ug/m3
75-69-4	Trichlorofluoromethane	ND	0.20	0.036	ppbv		ND	1.1	ug/m3
75-01-4	Vinyl chloride	ND	0.20	0.069	ppbv		ND	0.51	ug/m3
108-05-4	Vinyl Acetate	ND	0.20	0.11	ppbv		ND	0.70	ug/m3
	m,p-Xylene	ND	0.20	0.14	ppbv		ND	0.87	ug/m3
95-47-6	o-Xylene	ND	0.20	0.077	ppbv		ND	0.87	ug/m3
1330-20-7	Xylenes (total)	ND	0.20	0.077	ppbv		ND	0.87	ug/m3

Summa Cleaning Certification

Job Number: JD61280
Account: CARICH C. A. Rich Consultants
Project: Brent Mako Building 3 Investigation, Enter Lane, Islandia, NY

Sample	File ID	DF	Analyzed	By	Prep Date	Prep Batch	Analytical Batch
V2W2802-SCC	2W63017.D	1	01/25/23	TCH	n/a	n/a	V2W2802

The QC reported here (Summa A880) applies to the following samples: **Method:** TO-15

Batch CP12061 cleaned 01/18/23: JD61280-5(A1294)

CAS No.	Surrogate Recoveries		Limits
460-00-4	4-Bromofluorobenzene	92%	65-128%

Instrument Performance Check (BFB)

Job Number: JD61280
Account: CARICH C. A. Rich Consultants
Project: Brent Mako Building 3 Investigation, Enter Lane, Islandia, NY

Sample: V2W2776-BFB
Lab File ID: 2W62382.D
Instrument ID: GCMS2W
Injection Date: 12/14/22
Injection Time: 17:23

m/e	Ion Abundance Criteria	Raw Abundance	% Relative Abundance		Pass/Fail
50	8.0 - 40.0% of mass 95	13015	22.8		Pass
75	30.0 - 66.0% of mass 95	30880	54.0		Pass
95	Base peak, 100% relative abundance	57157	100.0		Pass
96	5.0 - 9.0% of mass 95	3907	6.84		Pass
173	Less than 2.0% of mass 174	242	0.42	(0.57) [a]	Pass
174	50.0 - 120.0% of mass 95	42512	74.4		Pass
175	4.0 - 9.01% of mass 174	3043	5.32	(7.16) [a]	Pass
176	93.0 - 101.0% of mass 174	40504	70.9	(95.3) [a]	Pass
177	5.0 - 9.0% of mass 176	2767	4.84	(6.83) [b]	Pass

(a) Value is % of mass 174
(b) Value is % of mass 176

This check applies to the following Samples, MS, MSD, Blanks, and Standards:

Lab Sample ID	Lab File ID	Date Analyzed	Time Analyzed	Hours Lapsed	Client Sample ID
V2W2776-IC2776	2W62383.D	12/14/22	17:55	00:32	Initial cal 0.04
V2W2776-IC2776	2W62384.D	12/14/22	18:28	01:05	Initial cal 0.1
V2W2776-IC2776	2W62385.D	12/14/22	18:59	01:36	Initial cal 0.2
V2W2776-IC2776	2W62386.D	12/14/22	19:31	02:08	Initial cal 0.5
V2W2776-IC2776	2W62388.D	12/14/22	20:33	03:10	Initial cal 5
V2W2776-ICC2776	2W62389.D	12/14/22	21:05	03:42	Initial cal 10
V2W2776-IC2776	2W62390.D	12/14/22	21:37	04:14	Initial cal 20
V2W2776-IC2776	2W62391.D	12/14/22	22:12	04:49	Initial cal 40
V2W2776-IC2776	2W62392.D	12/14/22	22:47	05:24	Initial cal 50
V2W2776-ICV2776	2W62395.D	12/15/22	00:22	06:59	Initial cal verification 10

Instrument Performance Check (BFB)

Job Number: JD61280
Account: CARICH C. A. Rich Consultants
Project: Brent Mako Building 3 Investigation, Enter Lane, Islandia, NY

Sample: V2W2802-BFB
Lab File ID: 2W62990.D
Instrument ID: GCMS2W
Injection Date: 01/24/23
Injection Time: 08:55

m/e	Ion Abundance Criteria	Raw Abundance	% Relative Abundance		Pass/Fail
50	8.0 - 40.0% of mass 95	12231	20.9		Pass
75	30.0 - 66.0% of mass 95	28269	48.3		Pass
95	Base peak, 100% relative abundance	58568	100.0		Pass
96	5.0 - 9.0% of mass 95	3913	6.68		Pass
173	Less than 2.0% of mass 174	215	0.37	(0.50) [a]	Pass
174	50.0 - 120.0% of mass 95	43131	73.6		Pass
175	4.0 - 9.01% of mass 174	3061	5.23	(7.10) [a]	Pass
176	93.0 - 101.0% of mass 174	41920	71.6	(97.2) [a]	Pass
177	5.0 - 9.0% of mass 176	2694	4.60	(6.43) [b]	Pass

(a) Value is % of mass 174
(b) Value is % of mass 176

This check applies to the following Samples, MS, MSD, Blanks, and Standards:

Lab Sample ID	Lab File ID	Date Analyzed	Time Analyzed	Hours Lapsed	Client Sample ID
V2W2802-CC2776	2W62992.D	01/24/23	10:36	01:41	Continuing cal 10
V2W2802-BS	2W62993.D	01/24/23	11:17	02:22	Blank Spike
V2W2802-BSD	2W62994.D	01/24/23	11:51	02:56	Blank Spike Duplicate
V2W2802-MB	2W62999.D	01/24/23	15:54	06:59	Method Blank
ZZZZZZ	2W63000.D	01/24/23	16:28	07:33	(unrelated sample)
ZZZZZZ	2W63001.D	01/24/23	17:09	08:14	(unrelated sample)
ZZZZZZ	2W63002.D	01/24/23	17:49	08:54	(unrelated sample)
ZZZZZZ	2W63003.D	01/24/23	18:28	09:33	(unrelated sample)
ZZZZZZ	2W63004.D	01/24/23	19:07	10:12	(unrelated sample)
ZZZZZZ	2W63005.D	01/24/23	19:46	10:51	(unrelated sample)
JD58948-1	2W63006.D	01/24/23	20:26	11:31	(used for QC only; not part of job JD61280)
JD58948-1DUP	2W63007.D	01/24/23	21:05	12:10	Duplicate
ZZZZZZ	2W63008.D	01/24/23	21:44	12:49	(unrelated sample)
ZZZZZZ	2W63009.D	01/24/23	22:24	13:29	(unrelated sample)
ZZZZZZ	2W63010.D	01/24/23	23:04	14:09	(unrelated sample)
ZZZZZZ	2W63011.D	01/24/23	23:44	14:49	(unrelated sample)
V2W2802-SCC	2W63014.D	01/25/23	01:30	16:35	Summa Cleaning Certification
V2W2802-SCC	2W63015.D	01/25/23	02:09	17:14	Summa Cleaning Certification
V2W2802-SCC	2W63016.D	01/25/23	02:49	17:54	Summa Cleaning Certification
V2W2802-SCC	2W63017.D	01/25/23	03:29	18:34	Summa Cleaning Certification
V2W2802-SCC	2W63018.D	01/25/23	04:08	19:13	Summa Cleaning Certification
V2W2802-SCC	2W63019.D	01/25/23	04:48	19:53	Summa Cleaning Certification

Instrument Performance Check (BFB)

Job Number: JD61280
Account: CARICH C. A. Rich Consultants
Project: Brent Mako Building 3 Investigation, Enter Lane, Islandia, NY

Sample: V3W3100-BFB
Lab File ID: 3W78713.D
Instrument ID: GCMS3W
Injection Date: 01/06/23
Injection Time: 09:28

m/e	Ion Abundance Criteria	Raw Abundance	% Relative Abundance		Pass/Fail
50	8.0 - 40.0% of mass 95	24491	19.7		Pass
75	30.0 - 66.0% of mass 95	60821	49.0		Pass
95	Base peak, 100% relative abundance	124220	100.0		Pass
96	5.0 - 9.0% of mass 95	8288	6.67		Pass
173	Less than 2.0% of mass 174	0	0.00	(0.00) [a]	Pass
174	50.0 - 120.0% of mass 95	91648	73.8		Pass
175	4.0 - 9.01% of mass 174	6856	5.52	(7.48) [a]	Pass
176	93.0 - 101.0% of mass 174	88963	71.6	(97.1) [a]	Pass
177	5.0 - 9.0% of mass 176	5915	4.76	(6.65) [b]	Pass

(a) Value is % of mass 174
(b) Value is % of mass 176

This check applies to the following Samples, MS, MSD, Blanks, and Standards:

Lab Sample ID	Lab File ID	Date Analyzed	Time Analyzed	Hours Lapsed	Client Sample ID
V3W3100-IC3100	3W78714.D	01/06/23	10:20	00:52	Initial cal 0.04
V3W3100-IC3100	3W78715.D	01/06/23	11:00	01:32	Initial cal 0.1
V3W3100-IC3100	3W78716.D	01/06/23	11:40	02:12	Initial cal 0.2
V3W3100-IC3100	3W78717.D	01/06/23	12:21	02:53	Initial cal 0.5
V3W3100-IC3100	3W78719.D	01/06/23	13:39	04:11	Initial cal 5
V3W3100-ICC3100	3W78720.D	01/06/23	14:19	04:51	Initial cal 10
V3W3100-IC3100	3W78721.D	01/06/23	15:01	05:33	Initial cal 20
V3W3100-IC3100	3W78722.D	01/06/23	15:47	06:19	Initial cal 40
V3W3100-IC3100	3W78723.D	01/06/23	16:34	07:06	Initial cal 50
V3W3100-ICV3100	3W78726.D	01/06/23	18:34	09:06	Initial cal verification 10

Instrument Performance Check (BFB)

Job Number: JD61280
Account: CARICH C. A. Rich Consultants
Project: Brent Mako Building 3 Investigation, Enter Lane, Islandia, NY

Sample: V3W3107-BFB
Lab File ID: 3W78861.D
Instrument ID: GCMS3W
Injection Date: 01/18/23
Injection Time: 08:23

m/e	Ion Abundance Criteria	Raw Abundance	% Relative Abundance		Pass/Fail
50	8.0 - 40.0% of mass 95	22589	17.2		Pass
75	30.0 - 66.0% of mass 95	63837	48.6		Pass
95	Base peak, 100% relative abundance	131392	100.0		Pass
96	5.0 - 9.0% of mass 95	8613	6.56		Pass
173	Less than 2.0% of mass 174	0	0.00	(0.00) [a]	Pass
174	50.0 - 120.0% of mass 95	96163	73.2		Pass
175	4.0 - 9.01% of mass 174	6947	5.29	(7.22) [a]	Pass
176	93.0 - 101.0% of mass 174	93645	71.3	(97.4) [a]	Pass
177	5.0 - 9.0% of mass 176	5942	4.52	(6.35) [b]	Pass

(a) Value is % of mass 174
(b) Value is % of mass 176

This check applies to the following Samples, MS, MSD, Blanks, and Standards:

Lab Sample ID	Lab File ID	Date Analyzed	Time Analyzed	Hours Lapsed	Client Sample ID
V3W3107-CC3100	3W78862.D	01/18/23	09:04	00:41	Continuing cal 10
V3W3107-BS	3W78863.D	01/18/23	09:47	01:24	Blank Spike
V3W3107-BSD	3W78864.D	01/18/23	10:26	02:03	Blank Spike Duplicate
V3W3107-MB	3W78866.D	01/18/23	11:56	03:33	Method Blank
ZZZZZZ	3W78867.D	01/18/23	12:38	04:15	(unrelated sample)
ZZZZZZ	3W78868.D	01/18/23	13:18	04:55	(unrelated sample)
ZZZZZZ	3W78869.D	01/18/23	13:57	05:34	(unrelated sample)
ZZZZZZ	3W78870.D	01/18/23	14:37	06:14	(unrelated sample)
ZZZZZZ	3W78871.D	01/18/23	15:15	06:52	(unrelated sample)
JD58820-1	3W78872.D	01/18/23	16:01	07:38	(used for QC only; not part of job JD61280)
JD58820-1DUP	3W78873.D	01/18/23	16:47	08:24	Duplicate
ZZZZZZ	3W78874.D	01/18/23	17:33	09:10	(unrelated sample)
ZZZZZZ	3W78875.D	01/18/23	18:20	09:57	(unrelated sample)
ZZZZZZ	3W78876.D	01/18/23	19:07	10:44	(unrelated sample)
ZZZZZZ	3W78877.D	01/18/23	19:52	11:29	(unrelated sample)
ZZZZZZ	3W78878.D	01/18/23	20:38	12:15	(unrelated sample)
ZZZZZZ	3W78879.D	01/18/23	21:24	13:01	(unrelated sample)
V3W3107-SCC	3W78881.D	01/18/23	22:54	14:31	Summa Cleaning Certification
V3W3107-SCC	3W78882.D	01/18/23	23:39	15:16	Summa Cleaning Certification
V3W3107-SCC	3W78883.D	01/19/23	00:23	16:00	Summa Cleaning Certification
V3W3107-SCC	3W78884.D	01/19/23	01:08	16:45	Summa Cleaning Certification
V3W3107-SCC	3W78885.D	01/19/23	01:53	17:30	Summa Cleaning Certification

Instrument Performance Check (BFB)

Job Number: JD61280
Account: CARICH C. A. Rich Consultants
Project: Brent Mako Building 3 Investigation, Enter Lane, Islandia, NY

Sample: V7W5-BFB
Lab File ID: 7W00090.D
Instrument ID: GCMS7W
Injection Date: 11/30/22
Injection Time: 09:57

m/e	Ion Abundance Criteria	Raw Abundance	% Relative Abundance		Pass/Fail
50	8.0 - 40.0% of mass 95	15648	20.2		Pass
75	30.0 - 66.0% of mass 95	39362	50.9		Pass
95	Base peak, 100% relative abundance	77379	100.0		Pass
96	5.0 - 9.0% of mass 95	4703	6.08		Pass
173	Less than 2.0% of mass 174	502	0.65	(0.84) [a]	Pass
174	50.0 - 120.0% of mass 95	60048	77.6		Pass
175	4.0 - 9.01% of mass 174	4685	6.05	(7.80) [a]	Pass
176	93.0 - 101.0% of mass 174	59629	77.1	(99.3) [a]	Pass
177	5.0 - 9.0% of mass 176	4038	5.22	(6.77) [b]	Pass

(a) Value is % of mass 174
(b) Value is % of mass 176

This check applies to the following Samples, MS, MSD, Blanks, and Standards:

Lab Sample ID	Lab File ID	Date Analyzed	Time Analyzed	Hours Lapsed	Client Sample ID
V7W5-IC0005	7W00093.D	11/30/22	11:33	01:36	Initial cal 0.04
V7W5-IC0005	7W00094.D	11/30/22	12:06	02:09	Initial cal 0.1
V7W5-IC0005	7W00095.D	11/30/22	12:38	02:41	Initial cal 0.2
V7W5-IC0005	7W00096.D	11/30/22	13:09	03:12	Initial cal 0.5
V7W5-IC0005	7W00098.D	11/30/22	14:12	04:15	Initial cal 5
V7W5-ICC0005	7W00099.D	11/30/22	14:44	04:47	Initial cal 10
V7W5-IC0005	7W00100.D	11/30/22	15:16	05:19	Initial cal 20
V7W5-IC0005	7W00101.D	11/30/22	15:51	05:54	Initial cal 40
V7W5-IC0005	7W00102.D	11/30/22	16:26	06:29	Initial cal 50
V7W5-ICV0005	7W00105.D	11/30/22	17:59	08:02	Initial cal verification 10

Instrument Performance Check (BFB)

Job Number: JD61280
Account: CARICH C. A. Rich Consultants
Project: Brent Mako Building 3 Investigation, Enter Lane, Islandia, NY

Sample: V7W47-BFB
Lab File ID: 7W01011.D
Instrument ID: GCMS7W
Injection Date: 03/16/23
Injection Time: 08:48

m/e	Ion Abundance Criteria	Raw Abundance	% Relative Abundance		Pass/Fail
50	8.0 - 40.0% of mass 95	12401	19.0		Pass
75	30.0 - 66.0% of mass 95	32128	49.2		Pass
95	Base peak, 100% relative abundance	65293	100.0		Pass
96	5.0 - 9.0% of mass 95	4735	7.25		Pass
173	Less than 2.0% of mass 174	586	0.90	(1.17) [a]	Pass
174	50.0 - 120.0% of mass 95	50227	76.9		Pass
175	4.0 - 9.01% of mass 174	3785	5.80	(7.54) [a]	Pass
176	93.0 - 101.0% of mass 174	46939	71.9	(93.5) [a]	Pass
177	5.0 - 9.0% of mass 176	3073	4.71	(6.55) [b]	Pass

(a) Value is % of mass 174
(b) Value is % of mass 176

This check applies to the following Samples, MS, MSD, Blanks, and Standards:

Lab Sample ID	Lab File ID	Date Analyzed	Time Analyzed	Hours Lapsed	Client Sample ID
V7W47-CC0005	7W01012.D	03/16/23	09:20	00:32	Continuing cal 10
V7W47-BS	7W01013.D	03/16/23	10:02	01:14	Blank Spike
V7W47-BSD	7W01014.D	03/16/23	10:33	01:45	Blank Spike Duplicate
V7W47-MB	7W01016.D	03/16/23	11:50	03:02	Method Blank
ZZZZZZ	7W01017.D	03/16/23	12:37	03:49	(unrelated sample)
ZZZZZZ	7W01018.D	03/16/23	13:08	04:20	(unrelated sample)
ZZZZZZ	7W01019.D	03/16/23	13:46	04:58	(unrelated sample)
ZZZZZZ	7W01020.D	03/16/23	14:42	05:54	(unrelated sample)
ZZZZZZ	7W01021.D	03/16/23	15:16	06:28	(unrelated sample)
JD61695-1	7W01022.D	03/16/23	16:58	08:10	(used for QC only; not part of job JD61280)
JD61695-1DUP	7W01023.D	03/16/23	17:32	08:44	Duplicate
ZZZZZZ	7W01024.D	03/16/23	18:07	09:19	(unrelated sample)
ZZZZZZ	7W01025.D	03/16/23	18:41	09:53	(unrelated sample)
ZZZZZZ	7W01026.D	03/16/23	19:20	10:32	(unrelated sample)
ZZZZZZ	7W01027.D	03/16/23	19:55	11:07	(unrelated sample)
ZZZZZZ	7W01028.D	03/16/23	20:30	11:42	(unrelated sample)
ZZZZZZ	7W01029.D	03/16/23	21:05	12:17	(unrelated sample)
ZZZZZZ	7W01030.D	03/16/23	21:40	12:52	(unrelated sample)
ZZZZZZ	7W01031.D	03/16/23	22:15	13:27	(unrelated sample)
ZZZZZZ	7W01033.D	03/16/23	23:35	14:47	(unrelated sample)
ZZZZZZ	7W01034.D	03/17/23	00:11	15:23	(unrelated sample)
JD61280-1	7W01035.D	03/17/23	00:47	15:59	SV-48
JD61280-2	7W01036.D	03/17/23	01:23	16:35	SV-50
JD61280-3	7W01037.D	03/17/23	01:59	17:11	IA-48

Instrument Performance Check (BFB)

Job Number: JD61280
Account: CARICH C. A. Rich Consultants
Project: Brent Mako Building 3 Investigation, Enter Lane, Islandia, NY

Sample: V7W47-BFB
Lab File ID: 7W01011.D
Instrument ID: GCMS7W
Injection Date: 03/16/23
Injection Time: 08:48

Lab Sample ID	Lab File ID	Date Analyzed	Time Analyzed	Hours Lapsed	Client Sample ID
JD61280-4	7W01038.D	03/17/23	02:36	17:48	IA-50

Instrument Performance Check (BFB)

Job Number: JD61280
Account: CARICH C. A. Rich Consultants
Project: Brent Mako Building 3 Investigation, Enter Lane, Islandia, NY

Sample: V7W51-BFB
Lab File ID: 7W01095.D
Instrument ID: GCMS7W
Injection Date: 03/20/23
Injection Time: 13:30

m/e	Ion Abundance Criteria	Raw Abundance	% Relative Abundance		Pass/Fail
50	8.0 - 40.0% of mass 95	13365	19.4		Pass
75	30.0 - 66.0% of mass 95	33640	48.9		Pass
95	Base peak, 100% relative abundance	68744	100.0		Pass
96	5.0 - 9.0% of mass 95	4720	6.87		Pass
173	Less than 2.0% of mass 174	500	0.73	(0.94) [a]	Pass
174	50.0 - 120.0% of mass 95	52968	77.1		Pass
175	4.0 - 9.01% of mass 174	4083	5.94	(7.71) [a]	Pass
176	93.0 - 101.0% of mass 174	50736	73.8	(95.8) [a]	Pass
177	5.0 - 9.0% of mass 176	3385	4.92	(6.67) [b]	Pass

(a) Value is % of mass 174
(b) Value is % of mass 176

This check applies to the following Samples, MS, MSD, Blanks, and Standards:

Lab Sample ID	Lab File ID	Date Analyzed	Time Analyzed	Hours Lapsed	Client Sample ID
V7W51-CC0005	7W01097.D	03/20/23	14:51	01:21	Continuing cal 10
V7W51-BS	7W01098.D	03/20/23	15:37	02:07	Blank Spike
V7W51-BSD	7W01099.D	03/20/23	16:08	02:38	Blank Spike Duplicate
V7W51-MB	7W01102.D	03/20/23	18:01	04:31	Method Blank
JD61394-1	7W01103.D	03/20/23	18:32	05:02	(used for QC only; not part of job JD61280)
JD61394-1DUP	7W01104.D	03/20/23	19:04	05:34	Duplicate
ZZZZZZ	7W01105.D	03/20/23	19:36	06:06	(unrelated sample)
JD61280-3	7W01106.D	03/20/23	20:06	06:36	IA-48
JD61280-4	7W01107.D	03/20/23	20:38	07:08	IA-50
JD61280-5	7W01108.D	03/20/23	21:14	07:44	OA-AA
ZZZZZZ	7W01109.D	03/20/23	21:44	08:14	(unrelated sample)
ZZZZZZ	7W01110.D	03/20/23	22:16	08:46	(unrelated sample)
ZZZZZZ	7W01111.D	03/20/23	22:47	09:17	(unrelated sample)
ZZZZZZ	7W01112.D	03/20/23	23:18	09:48	(unrelated sample)
ZZZZZZ	7W01113.D	03/20/23	23:50	10:20	(unrelated sample)
ZZZZZZ	7W01114.D	03/21/23	00:29	10:59	(unrelated sample)
ZZZZZZ	7W01115.D	03/21/23	01:04	11:34	(unrelated sample)
ZZZZZZ	7W01116.D	03/21/23	01:36	12:06	(unrelated sample)

Internal Standard Area Summary

Job Number: JD61280
Account: CARICH C. A. Rich Consultants
Project: Brent Mako Building 3 Investigation, Enter Lane, Islandia, NY

Check Std:	V2W2802-CC2776	**Injection Date:**	01/24/23
Lab File ID:	2W62992.D	**Injection Time:**	10:36
Instrument ID:	GCMS2W	**Method:**	TO-15

	IS 1 AREA	RT	IS 2 AREA	RT	IS 3 AREA	RT
Check Std	47638	3.44	246419	4.77	242806	10.44
Upper Limit [a]	66693	3.77	344987	5.10	339928	10.77
Lower Limit [b]	28583	3.11	147851	4.44	145684	10.11

Lab Sample ID	IS 1 AREA	RT	IS 2 AREA	RT	IS 3 AREA	RT
V2W2802-BS	48937	3.44	252661	4.77	245287	10.44
V2W2802-BSD	50116	3.44	256641	4.77	243971	10.45
V2W2802-MB	47676	3.44	242468	4.77	220509	10.44
ZZZZZZ	47075	3.44	242054	4.77	221095	10.45
ZZZZZZ	47543	3.44	245437	4.77	223840	10.44
ZZZZZZ	48160	3.44	249289	4.77	226014	10.44
ZZZZZZ	47732	3.44	243721	4.77	220566	10.45
ZZZZZZ	47471	3.44	243509	4.77	219721	10.44
ZZZZZZ	48187	3.44	243699	4.77	220728	10.44
JD58948-1	47203	3.44	240860	4.77	218701	10.45
JD58948-1DUP	46054	3.44	238321	4.77	218568	10.44
ZZZZZZ	47105	3.44	241332	4.77	219092	10.45
ZZZZZZ	46181	3.44	236952	4.77	214720	10.44
ZZZZZZ	46604	3.44	235874	4.77	214277	10.44
ZZZZZZ	46487	3.44	241308	4.77	217156	10.44
V2W2802-SCC	46641	3.44	237380	4.77	214671	10.44
V2W2802-SCC	46139	3.44	232842	4.77	212110	10.45
V2W2802-SCC	45915	3.44	235239	4.77	214060	10.44
V2W2802-SCC	46530	3.44	237572	4.77	214620	10.44
V2W2802-SCC	46242	3.44	234751	4.77	213550	10.44
V2W2802-SCC	46811	3.44	234747	4.77	212835	10.44

IS 1 = Bromochloromethane
IS 2 = 1,4-Difluorobenzene
IS 3 = Chlorobenzene-D5

(a) Upper Limit = + 40% of check standard area; Retention time + 0.33 minutes.
(b) Lower Limit = -40% of check standard area; Retention time -0.33 minutes.

Internal Standard Area Summary

Job Number: JD61280
Account: CARICH C. A. Rich Consultants
Project: Brent Mako Building 3 Investigation, Enter Lane, Islandia, NY

Check Std:	V3W3107-CC3100	**Injection Date:**	01/18/23
Lab File ID:	3W78862.D	**Injection Time:**	09:04
Instrument ID:	GCMS3W	**Method:**	TO-15

	IS 1 AREA	RT	IS 2 AREA	RT	IS 3 AREA	RT
Check Std	90057	7.95	516389	9.67	302701	13.93
Upper Limit [a]	126080	8.28	722945	10.00	423781	14.26
Lower Limit [b]	54034	7.62	309833	9.34	181621	13.60

Lab Sample ID	IS 1 AREA	RT	IS 2 AREA	RT	IS 3 AREA	RT
V3W3107-BS	89246	7.95	521660	9.67	295412	13.93
V3W3107-BSD	88783	7.95	517719	9.67	301708	13.93
V3W3107-MB	103599	7.95	550383	9.66	286530	13.92
ZZZZZZ	103866	7.96	543226	9.66	281759	13.93
ZZZZZZ	101032	7.96	525592	9.66	283725	13.93
ZZZZZZ	99651	7.98	525372	9.68	270057	13.93
ZZZZZZ	100106	7.96	514948	9.67	253902	13.93
ZZZZZZ	100317	7.96	521487	9.66	270093	13.92
JD58820-1	100484	7.95	523559	9.66	278336	13.92
JD58820-1DUP	99637	7.95	522236	9.66	275837	13.92
ZZZZZZ	102326	7.95	535240	9.66	285647	13.92
ZZZZZZ	100005	7.95	525701	9.66	278201	13.92
ZZZZZZ	98425	7.95	516504	9.66	269342	13.92
ZZZZZZ	100486	7.96	519909	9.66	273749	13.92
ZZZZZZ	99067	7.95	520453	9.66	277056	13.92
ZZZZZZ	99530	7.96	517610	9.66	269985	13.92
V3W3107-SCC	98272	7.95	517719	9.66	265279	13.92
V3W3107-SCC	99711	7.95	528824	9.66	272512	13.92
V3W3107-SCC	99330	7.95	528275	9.66	272334	13.92
V3W3107-SCC	100088	7.95	529441	9.66	273001	13.92
V3W3107-SCC	100279	7.95	529189	9.66	274678	13.92

IS 1 = Bromochloromethane
IS 2 = 1,4-Difluorobenzene
IS 3 = Chlorobenzene-D5

(a) Upper Limit = + 40% of check standard area; Retention time + 0.33 minutes.
(b) Lower Limit = -40% of check standard area; Retention time -0.33 minutes.

Internal Standard Area Summary

Job Number: JD61280
Account: CARICH C. A. Rich Consultants
Project: Brent Mako Building 3 Investigation, Enter Lane, Islandia, NY

Check Std:	V7W47-CC0005	**Injection Date:**	03/16/23
Lab File ID:	7W01012.D	**Injection Time:**	09:20
Instrument ID:	GCMS7W	**Method:**	TO-15

	IS 1 AREA	RT	IS 2 AREA	RT	IS 3 AREA	RT
Check Std	79029	3.56	380905	4.95	338240	10.79
Upper Limit [a]	110641	3.89	533267	5.28	473536	11.12
Lower Limit [b]	47417	3.23	228543	4.62	202944	10.46

Lab Sample ID	IS 1 AREA	RT	IS 2 AREA	RT	IS 3 AREA	RT
V7W47-BS	81277	3.56	388833	4.96	346553	10.79
V7W47-BSD	86474	3.57	416224	4.95	367387	10.79
V7W47-MB	80728	3.56	384711	4.96	331863	10.79
ZZZZZZ	79223	3.57	380312	4.96	330434	10.78
ZZZZZZ	73843	3.57	352411	4.96	305311	10.79
ZZZZZZ	76507	3.57	365380	4.95	315794	10.79
ZZZZZZ	76936	3.57	357461	4.96	308607	10.79
ZZZZZZ	76543	3.57	362236	4.96	309089	10.79
JD61695-1	78322	3.57	385049	4.96	325333	10.79
JD61695-1DUP	77611	3.57	384565	4.96	326210	10.79
ZZZZZZ	83453	3.57	414376	4.96	355375	10.79
ZZZZZZ	80297	3.57	384972	4.95	328815	10.79
ZZZZZZ	78870	3.57	390008	4.95	329974	10.79
ZZZZZZ	83061	3.57	401641	4.95	346017	10.78
ZZZZZZ	83310	3.57	403415	4.96	354120	10.79
ZZZZZZ	76037	3.57	374627	4.96	332407	10.79
ZZZZZZ	81062	3.57	394663	4.96	342067	10.79
ZZZZZZ	78805	3.57	385418	4.96	340770	10.79
ZZZZZZ	86171	3.57	421819	4.95	360358	10.79
ZZZZZZ	85994	3.57	419807	4.96	359659	10.79
JD61280-1	84163	3.57	414448	4.96	353082	10.79
JD61280-2	86089	3.57	417425	4.96	357100	10.79
JD61280-3	85877	3.57	413237	4.96	358482	10.79
JD61280-4	81000	3.57	405771	4.96	347086	10.79

IS 1 = Bromochloromethane
IS 2 = 1,4-Difluorobenzene
IS 3 = Chlorobenzene-D5

(a) Upper Limit = + 40% of check standard area; Retention time + 0.33 minutes.
(b) Lower Limit = -40% of check standard area; Retention time -0.33 minutes.

Internal Standard Area Summary

Job Number: JD61280
Account: CARICH C. A. Rich Consultants
Project: Brent Mako Building 3 Investigation, Enter Lane, Islandia, NY

Check Std:	V7W51-CC0005	**Injection Date:**	03/20/23
Lab File ID:	7W01097.D	**Injection Time:**	14:51
Instrument ID:	GCMS7W	**Method:**	TO-15

	IS 1 AREA	RT	IS 2 AREA	RT	IS 3 AREA	RT
Check Std	91720	3.56	463250	4.96	411803	10.79
Upper Limit [a]	128408	3.89	648550	5.29	576524	11.12
Lower Limit [b]	55032	3.23	277950	4.63	247082	10.46

Lab Sample ID	IS 1 AREA	RT	IS 2 AREA	RT	IS 3 AREA	RT
V7W51-BS	91398	3.56	462427	4.95	410822	10.79
V7W51-BSD	92120	3.56	462221	4.95	410008	10.79
V7W51-MB	88475	3.56	443532	4.95	379119	10.79
JD61394-1	83565	3.57	416011	4.96	361053	10.79
JD61394-1DUP	80556	3.57	396756	4.95	345054	10.79
ZZZZZZ	78285	3.57	394138	4.96	336113	10.79
JD61280-3	67191	3.57	313960	4.96	287616	10.79
JD61280-4	73510	3.56	354408	4.96	305491	10.79
JD61280-5	77831	3.57	381471	4.96	329432	10.79
ZZZZZZ	79429	3.56	389200	4.95	338265	10.79
ZZZZZZ	78482	3.57	387407	4.96	335867	10.79
ZZZZZZ	72961	3.57	367927	4.96	316117	10.79
ZZZZZZ	75972	3.56	364224	4.96	316371	10.79
ZZZZZZ	71525	3.57	354800	4.96	309522	10.79
ZZZZZZ	74573	3.56	368707	4.95	316801	10.79
ZZZZZZ	76686	3.56	375866	4.95	323109	10.79
ZZZZZZ	76690	3.56	380152	4.95	327955	10.79

IS 1 = Bromochloromethane
IS 2 = 1,4-Difluorobenzene
IS 3 = Chlorobenzene-D5

(a) Upper Limit = + 40% of check standard area; Retention time + 0.33 minutes.
(b) Lower Limit = -40% of check standard area; Retention time -0.33 minutes.

Initial Calibration Retention Time/Internal Standard Area Summary

Job Number: JD61280
Account: CARICH C. A. Rich Consultants
Project: Brent Mako Building 3 Investigation, Enter Lane, Islandia, NY

Sample Number	Lab File ID	Injected	By	Level	Inst ID	Method	
V2W2776-IC2776	2W62383.D	12/14/22 17:55	TCH	0.04	GCMS2W	TO-15	Reporting this level
V2W2776-IC2776	2W62384.D	12/14/22 18:28	TCH	0.1	GCMS2W	TO-15	
V2W2776-IC2776	2W62385.D	12/14/22 18:59	TCH	0.2	GCMS2W	TO-15	
V2W2776-IC2776	2W62386.D	12/14/22 19:31	TCH	0.5	GCMS2W	TO-15	
V2W2776-IC2776	2W62388.D	12/14/22 20:33	TCH	5	GCMS2W	TO-15	
V2W2776-ICC2776	2W62389.D	12/14/22 21:05	TCH	10	GCMS2W	TO-15	
V2W2776-IC2776	2W62390.D	12/14/22 21:37	TCH	20	GCMS2W	TO-15	
V2W2776-IC2776	2W62391.D	12/14/22 22:12	TCH	40	GCMS2W	TO-15	
V2W2776-IC2776	2W62392.D	12/14/22 22:47	TCH	50	GCMS2W	TO-15	

Target Compound	RT (min.)	Istd RT (min.)	Rel RT		Mean Rel RT	Rel RT Range (+ /- .06)
Bromobenzene	14.18	10.45	1.357	ok	1.357	1.297-1.417
Bromodichloromethane	5.30	4.77	1.111	ok	1.112	1.052-1.172
Carbon disulfide	2.66	3.44	0.773	ok	0.774	0.714-0.834
Chlorobenzene	10.52	10.45	1.007	ok	1.007	0.947-1.067
Chloroform	3.51	3.44	1.020	ok	1.022	0.962-1.082
Carbon tetrachloride	4.54	3.44	1.320	ok	1.323	1.263-1.383
1,1-Dichloroethane	2.98	3.44	0.866	ok	0.866	0.806-0.926
1,3-Dichloropropane	7.60	4.77	1.593	ok	1.595	1.535-1.655
Dichlorodifluoromethane	1.79	3.44	0.520	ok	0.521	0.461-0.581
Dichlorofluoromethane	2.11	3.44	0.613	ok	0.613	0.553-0.673
m-Dichlorobenzene	16.78	10.45	1.606	ok	1.606	1.546-1.666
o-Dichlorobenzene	17.17	10.45	1.643	ok	1.642	1.582-1.702
p-Dichlorobenzene	16.86	10.45	1.613	ok	1.614	1.554-1.674
2,4-Dimethylpentane	4.03	3.44	1.172	ok	1.172	1.112-1.232
Ethyl Acrylate	5.26	4.77	1.103	ok	1.101	1.041-1.161
4-Ethyltoluene	16.07	10.45	1.538	ok	1.537	1.477-1.597
Freon 114	1.87	3.44	0.544	ok	0.544	0.484-0.604
Freon 123	2.24	3.44	0.651	ok	0.651	0.591-0.711
Freon 142B	1.83	3.44	0.532	ok	0.532	0.472-0.592
Heptane	5.78	4.77	1.212	ok	1.212	1.152-1.272
Hexachlorobutadiene	18.76	10.45	1.795	ok	1.795	1.735-1.855
2-Hexanone	8.20	4.77	1.719	ok	1.713	1.653-1.773
Iodomethane	2.50	3.44	0.727	ok	0.727	0.667-0.787
Methyl Tert Butyl Ether	3.03	3.44	0.881	ok	0.879	0.819-0.939
Nonane	13.89	10.45	1.329	ok	1.331	1.271-1.391
Octane	9.45	4.77	1.981	ok	1.982	1.922-2.042
Styrene	12.58	10.45	1.204	ok	1.203	1.143-1.263
1,1,1-Trichloroethane	4.11	3.44	1.195	ok	1.196	1.136-1.256
1,1,2,2-Tetrachloroethane	12.80	10.45	1.225	ok	1.225	1.165-1.285
1,2,3-Trichloropropane	13.09	10.45	1.253	ok	1.252	1.192-1.312
1,2,3-Trimethylbenzene	17.11	10.45	1.637	ok	1.638	1.578-1.698
1,2,4-Trimethylbenzene	16.72	10.45	1.600	ok	1.600	1.540-1.660
1,3,5-Trimethylbenzene	16.23	10.45	1.553	ok	1.554	1.494-1.614
2,2,4-Trimethylpentane	5.45	4.77	1.143	ok	1.144	1.084-1.204
Tetrachloroethylene	9.30	4.77	1.950	ok	1.952	1.892-2.012
Trichloroethylene	5.36	4.77	1.124	ok	1.124	1.064-1.184
Trichlorofluoromethane	2.33	3.44	0.677	ok	0.676	0.616-0.736

Initial Calibration Retention Time/Internal Standard Area Summary

Job Number: JD61280
Account: CARICH C. A. Rich Consultants
Project: Brent Mako Building 3 Investigation, Enter Lane, Islandia, NY

Sample Number	Lab File ID	Injected	By	Level	Inst ID	Method	
V2W2776-IC2776	2W62383.D	12/14/22 17:55	TCH	0.04	GCMS2W	TO-15	Reporting this level
V2W2776-IC2776	2W62384.D	12/14/22 18:28	TCH	0.1	GCMS2W	TO-15	
V2W2776-IC2776	2W62385.D	12/14/22 18:59	TCH	0.2	GCMS2W	TO-15	
V2W2776-IC2776	2W62386.D	12/14/22 19:31	TCH	0.5	GCMS2W	TO-15	
V2W2776-IC2776	2W62388.D	12/14/22 20:33	TCH	5	GCMS2W	TO-15	
V2W2776-ICC2776	2W62389.D	12/14/22 21:05	TCH	10	GCMS2W	TO-15	
V2W2776-IC2776	2W62390.D	12/14/22 21:37	TCH	20	GCMS2W	TO-15	
V2W2776-IC2776	2W62391.D	12/14/22 22:12	TCH	40	GCMS2W	TO-15	
V2W2776-IC2776	2W62392.D	12/14/22 22:47	TCH	50	GCMS2W	TO-15	

Internal Standard	RT (min.)		Mean RT(min.)	RT Range (+ /- 0.33)	Area		Mean Area	Area Range (+ /- 40 %)
Bromochloromethane	3.44	ok	3.44	3.11-3.77	51667	ok	52567	31540-73594
1,4-Difluorobenzene	4.77	ok	4.77	4.44-5.10	263205	ok	267062	160237-373887
Chlorobenzene-D5	10.45	ok	10.45	10.12-10.78	235091	ok	240629	144377-336881

Initial Calibration Retention Time/Internal Standard Area Summary

Job Number: JD61280
Account: CARICH C. A. Rich Consultants
Project: Brent Mako Building 3 Investigation, Enter Lane, Islandia, NY

Sample Number	Lab File ID	Injected	By	Level	Inst ID	Method	
V2W2776-IC2776	2W62383.D	12/14/22 17:55	TCH	0.04	GCMS2W	TO-15	
V2W2776-IC2776	2W62384.D	12/14/22 18:28	TCH	0.1	GCMS2W	TO-15	Reporting this level
V2W2776-IC2776	2W62385.D	12/14/22 18:59	TCH	0.2	GCMS2W	TO-15	
V2W2776-IC2776	2W62386.D	12/14/22 19:31	TCH	0.5	GCMS2W	TO-15	
V2W2776-IC2776	2W62388.D	12/14/22 20:33	TCH	5	GCMS2W	TO-15	
V2W2776-ICC2776	2W62389.D	12/14/22 21:05	TCH	10	GCMS2W	TO-15	
V2W2776-IC2776	2W62390.D	12/14/22 21:37	TCH	20	GCMS2W	TO-15	
V2W2776-IC2776	2W62391.D	12/14/22 22:12	TCH	40	GCMS2W	TO-15	
V2W2776-IC2776	2W62392.D	12/14/22 22:47	TCH	50	GCMS2W	TO-15	

Target Compound	RT (min.)	Istd RT (min.)	Rel RT		Mean Rel RT	Rel RT Range (+ /- .06)
Acrylonitrile	2.42	3.44	0.703	ok	0.702	0.642-0.762
Acetonitrile	2.18	3.44	0.634	ok	0.634	0.574-0.694
1,3-Butadiene	1.95	3.44	0.567	ok	0.567	0.507-0.627
Benzene	4.43	3.44	1.288	ok	1.289	1.229-1.349
Bromobenzene	14.17	10.45	1.356	ok	1.357	1.297-1.417
Bromodichloromethane	5.30	4.76	1.113	ok	1.112	1.052-1.172
Bromoform	11.65	10.45	1.115	ok	1.116	1.056-1.176
Bromomethane	2.03	3.44	0.590	ok	0.590	0.530-0.650
Bromoethene	2.19	3.44	0.637	ok	0.636	0.576-0.696
n-Butane	1.96	3.44	0.570	ok	0.570	0.510-0.630
n-Butylbenzene	17.53	10.45	1.678	ok	1.678	1.618-1.738
sec-Butylbenzene	17.00	10.45	1.627	ok	1.627	1.567-1.687
tert-Butylbenzene	16.71	10.45	1.599	ok	1.599	1.539-1.659
Carbon disulfide	2.66	3.44	0.773	ok	0.774	0.714-0.834
Chlorobenzene	10.53	10.45	1.008	ok	1.007	0.947-1.067
Chloroethane	2.08	3.44	0.605	ok	0.605	0.545-0.665
Chlorotrifluoroethene	1.78	3.44	0.517	ok	0.516	0.456-0.576
Chloroform	3.51	3.44	1.020	ok	1.022	0.962-1.082
Chloromethane	1.84	3.44	0.535	ok	0.535	0.475-0.595
3-Chloropropene	2.60	3.44	0.756	ok	0.757	0.697-0.817
2-Chlorotoluene	15.31	10.45	1.465	ok	1.466	1.406-1.526
Carbon tetrachloride	4.54	3.44	1.320	ok	1.323	1.263-1.383
Cyclohexane	4.65	4.76	0.977	ok	0.974	0.914-1.034
1,1-Dichloroethane	2.97	3.44	0.863	ok	0.866	0.806-0.926
1,1-Dichloroethylene	2.53	3.44	0.735	ok	0.735	0.675-0.795
1,2-Dibromoethane (EDB)	8.43	4.76	1.771	ok	1.770	1.710-1.830
1,2-Dichloroethane	3.94	3.44	1.145	ok	1.147	1.087-1.207
1,2-Dichloropropane	5.11	4.76	1.074	ok	1.073	1.013-1.133
1,3-Dichloropropane	7.61	4.76	1.599	ok	1.595	1.535-1.655
1,4-Dioxane	5.48	4.76	1.151	ok	1.135	1.075-1.195
Dichlorodifluoromethane	1.79	3.44	0.520	ok	0.521	0.461-0.581
Dichlorofluoromethane	2.11	3.44	0.613	ok	0.613	0.553-0.673
Dibromochloromethane	8.09	4.76	1.700	ok	1.697	1.637-1.757
Dibromomethane	5.07	4.76	1.065	ok	1.064	1.004-1.124
trans-1,2-Dichloroethylene	2.90	3.44	0.843	ok	0.844	0.784-0.904
cis-1,2-Dichloroethylene	3.36	3.44	0.977	ok	0.977	0.917-1.037
cis-1,3-Dichloropropene	6.31	4.76	1.326	ok	1.325	1.265-1.385
m-Dichlorobenzene	16.78	10.45	1.606	ok	1.606	1.546-1.666
o-Dichlorobenzene	17.16	10.45	1.642	ok	1.642	1.582-1.702

Initial Calibration Retention Time/Internal Standard Area Summary

Job Number: JD61280
Account: CARICH C. A. Rich Consultants
Project: Brent Mako Building 3 Investigation, Enter Lane, Islandia, NY

Sample Number	Lab File ID	Injected	By	Level	Inst ID	Method	
V2W2776-IC2776	2W62383.D	12/14/22 17:55	TCH	0.04	GCMS2W	TO-15	
V2W2776-IC2776	2W62384.D	12/14/22 18:28	TCH	0.1	GCMS2W	TO-15	Reporting this level
V2W2776-IC2776	2W62385.D	12/14/22 18:59	TCH	0.2	GCMS2W	TO-15	
V2W2776-IC2776	2W62386.D	12/14/22 19:31	TCH	0.5	GCMS2W	TO-15	
V2W2776-IC2776	2W62388.D	12/14/22 20:33	TCH	5	GCMS2W	TO-15	
V2W2776-ICC2776	2W62389.D	12/14/22 21:05	TCH	10	GCMS2W	TO-15	
V2W2776-IC2776	2W62390.D	12/14/22 21:37	TCH	20	GCMS2W	TO-15	
V2W2776-IC2776	2W62391.D	12/14/22 22:12	TCH	40	GCMS2W	TO-15	
V2W2776-IC2776	2W62392.D	12/14/22 22:47	TCH	50	GCMS2W	TO-15	

Target Compound	RT (min.)	Istd RT (min.)	Rel RT		Mean Rel RT	Rel RT Range (+ /- .06)
p-Dichlorobenzene	16.86	10.45	1.613	ok	1.614	1.554-1.674
trans-1,3-Dichloropropene	7.01	4.76	1.473	ok	1.470	1.410-1.530
2,4-Dimethylpentane	4.03	3.44	1.172	ok	1.172	1.112-1.232
Ethylbenzene	11.40	10.45	1.091	ok	1.092	1.032-1.152
Ethyl Acrylate	5.26	4.76	1.105	ok	1.101	1.041-1.161
4-Ethyltoluene	16.06	10.45	1.537	ok	1.537	1.477-1.597
Freon 113	2.66	3.44	0.773	ok	0.774	0.714-0.834
Freon 114	1.87	3.44	0.544	ok	0.544	0.484-0.604
Freon 123	2.23	3.44	0.648	ok	0.651	0.591-0.711
Freon 123A	2.25	3.44	0.654	ok	0.655	0.595-0.715
Freon 142B	1.83	3.44	0.532	ok	0.532	0.472-0.592
Heptane	5.78	4.76	1.214	ok	1.212	1.152-1.272
Hexachlorobutadiene	18.76	10.45	1.795	ok	1.795	1.735-1.855
Hexane	3.49	3.44	1.015	ok	1.016	0.956-1.076
2-Hexanone	8.19	4.76	1.721	ok	1.713	1.653-1.773
Iodomethane	2.50	3.44	0.727	ok	0.727	0.667-0.787
Isopropylbenzene	14.31	10.45	1.369	ok	1.370	1.310-1.430
p-Isopropyltoluene	17.18	10.45	1.644	ok	1.644	1.584-1.704
Methyl Isobutyl Ketone	6.48	4.76	1.361	ok	1.353	1.293-1.413
Methyl Tert Butyl Ether	3.03	3.44	0.881	ok	0.879	0.819-0.939
Methylmethacrylate	5.68	4.76	1.193	ok	1.191	1.131-1.251
Naphthalene	18.49	10.45	1.769	ok	1.770	1.710-1.830
Nonane	13.90	10.45	1.330	ok	1.331	1.271-1.391
Octane	9.46	4.76	1.987	ok	1.982	1.922-2.042
Pentane	2.44	3.44	0.709	ok	0.710	0.650-0.770
n-Propylbenzene	15.65	10.45	1.498	ok	1.498	1.438-1.558
Styrene	12.58	10.45	1.204	ok	1.203	1.143-1.263
1,1,1-Trichloroethane	4.11	3.44	1.195	ok	1.196	1.136-1.256
1,1,1,2-Tetrachloroethane	10.53	10.45	1.008	ok	1.008	0.948-1.068
1,1,2,2-Tetrachloroethane	12.80	10.45	1.225	ok	1.225	1.165-1.285
1,1,2-Trichloroethane	7.16	4.76	1.504	ok	1.504	1.444-1.564
1,2,4-Trichlorobenzene	18.44	10.45	1.765	ok	1.765	1.705-1.825
1,2,3-Trichloropropane	13.08	10.45	1.252	ok	1.252	1.192-1.312
1,2,3-Trimethylbenzene	17.11	10.45	1.637	ok	1.638	1.578-1.698
1,2,4-Trimethylbenzene	16.72	10.45	1.600	ok	1.600	1.540-1.660
1,3,5-Trimethylbenzene	16.23	10.45	1.553	ok	1.554	1.494-1.614
2,2,4-Trimethylpentane	5.46	4.76	1.147	ok	1.144	1.084-1.204
Tetrachloroethylene	9.31	4.76	1.956	ok	1.952	1.892-2.012
Toluene	7.55	4.76	1.586	ok	1.584	1.524-1.644

Initial Calibration Retention Time/Internal Standard Area Summary

Job Number: JD61280
Account: CARICH C. A. Rich Consultants
Project: Brent Mako Building 3 Investigation, Enter Lane, Islandia, NY

Sample Number	Lab File ID	Injected	By	Level	Inst ID	Method	
V2W2776-IC2776	2W62383.D	12/14/22 17:55	TCH	0.04	GCMS2W	TO-15	
V2W2776-IC2776	2W62384.D	12/14/22 18:28	TCH	0.1	GCMS2W	TO-15	Reporting this level
V2W2776-IC2776	2W62385.D	12/14/22 18:59	TCH	0.2	GCMS2W	TO-15	
V2W2776-IC2776	2W62386.D	12/14/22 19:31	TCH	0.5	GCMS2W	TO-15	
V2W2776-IC2776	2W62388.D	12/14/22 20:33	TCH	5	GCMS2W	TO-15	
V2W2776-ICC2776	2W62389.D	12/14/22 21:05	TCH	10	GCMS2W	TO-15	
V2W2776-IC2776	2W62390.D	12/14/22 21:37	TCH	20	GCMS2W	TO-15	
V2W2776-IC2776	2W62391.D	12/14/22 22:12	TCH	40	GCMS2W	TO-15	
V2W2776-IC2776	2W62392.D	12/14/22 22:47	TCH	50	GCMS2W	TO-15	

Target Compound	RT (min.)	Istd RT (min.)	Rel RT		Mean Rel RT	Rel RT Range (+ /- .06)
Trichloroethylene	5.36	4.76	1.126	ok	1.124	1.064-1.184
Trichlorofluoromethane	2.33	3.44	0.677	ok	0.676	0.616-0.736
Vinyl chloride	1.90	3.44	0.552	ok	0.553	0.493-0.613
m,p-Xylene	11.84	10.45	1.133	ok	1.134	1.074-1.194
o-Xylene	12.79	10.45	1.224	ok	1.224	1.164-1.284

Internal Standard	RT (min.)		Mean RT(min.)	RT Range (+ /- 0.33)	Area		Mean Area	Area Range (+ /- 40 %)
Bromochloromethane	3.44	ok	3.44	3.11-3.77	50203	ok	52567	31540-73594
1,4-Difluorobenzene	4.76	ok	4.77	4.44-5.10	258267	ok	267062	160237-373887
Chlorobenzene-D5	10.45	ok	10.45	10.12-10.78	230636	ok	240629	144377-336881

Initial Calibration Retention Time/Internal Standard Area Summary

Job Number: JD61280
Account: CARICH C. A. Rich Consultants
Project: Brent Mako Building 3 Investigation, Enter Lane, Islandia, NY

Sample Number	Lab File ID	Injected	By	Level	Inst ID	Method	
V2W2776-IC2776	2W62383.D	12/14/22 17:55	TCH	0.04	GCMS2W	TO-15	
V2W2776-IC2776	2W62384.D	12/14/22 18:28	TCH	0.1	GCMS2W	TO-15	
V2W2776-IC2776	2W62385.D	12/14/22 18:59	TCH	0.2	GCMS2W	TO-15	Reporting this level
V2W2776-IC2776	2W62386.D	12/14/22 19:31	TCH	0.5	GCMS2W	TO-15	
V2W2776-IC2776	2W62388.D	12/14/22 20:33	TCH	5	GCMS2W	TO-15	
V2W2776-ICC2776	2W62389.D	12/14/22 21:05	TCH	10	GCMS2W	TO-15	
V2W2776-IC2776	2W62390.D	12/14/22 21:37	TCH	20	GCMS2W	TO-15	
V2W2776-IC2776	2W62391.D	12/14/22 22:12	TCH	40	GCMS2W	TO-15	
V2W2776-IC2776	2W62392.D	12/14/22 22:47	TCH	50	GCMS2W	TO-15	

Target Compound	RT (min.)	Istd RT (min.)	Rel RT		Mean Rel RT	Rel RT Range (+ /- .06)
Acetone (2-Propanone)	2.27	3.43	0.662	ok	0.659	0.599-0.719
Acrolein	2.22	3.43	0.647	ok	0.647	0.587-0.707
Acrylonitrile	2.41	3.43	0.703	ok	0.702	0.642-0.762
Acetonitrile	2.18	3.43	0.636	ok	0.634	0.574-0.694
1,3-Butadiene	1.95	3.43	0.569	ok	0.567	0.507-0.627
Benzene	4.43	3.43	1.292	ok	1.289	1.229-1.349
Bromobenzene	14.18	10.45	1.357	ok	1.357	1.297-1.417
Bromodichloromethane	5.30	4.77	1.111	ok	1.112	1.052-1.172
Bromoform	11.66	10.45	1.116	ok	1.116	1.056-1.176
Bromomethane	2.02	3.43	0.589	ok	0.590	0.530-0.650
Bromoethene	2.18	3.43	0.636	ok	0.636	0.576-0.696
n-Butane	1.96	3.43	0.571	ok	0.570	0.510-0.630
n-Butylbenzene	17.53	10.45	1.678	ok	1.678	1.618-1.738
sec-Butylbenzene	17.00	10.45	1.627	ok	1.627	1.567-1.687
tert-Butylbenzene	16.71	10.45	1.599	ok	1.599	1.539-1.659
Carbon disulfide	2.66	3.43	0.776	ok	0.774	0.714-0.834
Chlorobenzene	10.52	10.45	1.007	ok	1.007	0.947-1.067
Chlorodifluoromethane	1.76	3.43	0.513	ok	0.512	0.452-0.572
Chloroethane	2.08	3.43	0.606	ok	0.605	0.545-0.665
Chlorotrifluoroethene	1.77	3.43	0.516	ok	0.516	0.456-0.576
Chloroform	3.51	3.43	1.023	ok	1.022	0.962-1.082
Chloromethane	1.84	3.43	0.536	ok	0.535	0.475-0.595
3-Chloropropene	2.60	3.43	0.758	ok	0.757	0.697-0.817
2-Chlorotoluene	15.31	10.45	1.465	ok	1.466	1.406-1.526
Carbon tetrachloride	4.54	3.43	1.324	ok	1.323	1.263-1.383
Cyclohexane	4.64	4.77	0.973	ok	0.974	0.914-1.034
1,1-Dichloroethane	2.97	3.43	0.866	ok	0.866	0.806-0.926
1,1-Dichloroethylene	2.52	3.43	0.735	ok	0.735	0.675-0.795
1,2-Dibromoethane (EDB)	8.44	4.77	1.769	ok	1.770	1.710-1.830
1,2-Dichloroethane	3.94	3.43	1.149	ok	1.147	1.087-1.207
1,2-Dichloropropane	5.11	4.77	1.071	ok	1.073	1.013-1.133
1,3-Dichloropropane	7.61	4.77	1.595	ok	1.595	1.535-1.655
1,4-Dioxane	5.46	4.77	1.145	ok	1.135	1.075-1.195
Dichlorodifluoromethane	1.79	3.43	0.522	ok	0.521	0.461-0.581
Dichlorofluoromethane	2.10	3.43	0.612	ok	0.613	0.553-0.673
Dibromochloromethane	8.09	4.77	1.696	ok	1.697	1.637-1.757
Dibromomethane	5.07	4.77	1.063	ok	1.064	1.004-1.124
trans-1,2-Dichloroethylene	2.90	3.43	0.845	ok	0.844	0.784-0.904
cis-1,2-Dichloroethylene	3.35	3.43	0.977	ok	0.977	0.917-1.037

Initial Calibration Retention Time/Internal Standard Area Summary

Job Number: JD61280
Account: CARICH C. A. Rich Consultants
Project: Brent Mako Building 3 Investigation, Enter Lane, Islandia, NY

Sample Number	Lab File ID	Injected	By	Level	Inst ID	Method	
V2W2776-IC2776	2W62383.D	12/14/22 17:55	TCH	0.04	GCMS2W	TO-15	
V2W2776-IC2776	2W62384.D	12/14/22 18:28	TCH	0.1	GCMS2W	TO-15	
V2W2776-IC2776	2W62385.D	12/14/22 18:59	TCH	0.2	GCMS2W	TO-15	Reporting this level
V2W2776-IC2776	2W62386.D	12/14/22 19:31	TCH	0.5	GCMS2W	TO-15	
V2W2776-IC2776	2W62388.D	12/14/22 20:33	TCH	5	GCMS2W	TO-15	
V2W2776-ICC2776	2W62389.D	12/14/22 21:05	TCH	10	GCMS2W	TO-15	
V2W2776-IC2776	2W62390.D	12/14/22 21:37	TCH	20	GCMS2W	TO-15	
V2W2776-IC2776	2W62391.D	12/14/22 22:12	TCH	40	GCMS2W	TO-15	
V2W2776-IC2776	2W62392.D	12/14/22 22:47	TCH	50	GCMS2W	TO-15	

Target Compound	RT (min.)	Istd RT (min.)	Rel RT		Mean Rel RT	Rel RT Range (+ /- .06)
cis-1,3-Dichloropropene	6.32	4.77	1.325	ok	1.325	1.265-1.385
m-Dichlorobenzene	16.78	10.45	1.606	ok	1.606	1.546-1.666
o-Dichlorobenzene	17.16	10.45	1.642	ok	1.642	1.582-1.702
p-Dichlorobenzene	16.86	10.45	1.613	ok	1.614	1.554-1.674
trans-1,3-Dichloropropene	7.00	4.77	1.468	ok	1.470	1.410-1.530
Di-Isopropyl ether	3.51	3.43	1.023	ok	1.020	0.960-1.080
2,3-Dimethylpentane	4.90	4.77	1.027	ok	1.029	0.969-1.089
2,4-Dimethylpentane	4.02	3.43	1.172	ok	1.172	1.112-1.232
Ethanol	2.12	3.43	0.618	ok	0.615	0.555-0.675
Ethylbenzene	11.41	10.45	1.092	ok	1.092	1.032-1.152
Ethyl Acetate	3.51	3.43	1.023	ok	1.020	0.960-1.080
Ethyl Acrylate	5.25	4.77	1.101	ok	1.101	1.041-1.161
4-Ethyltoluene	16.06	10.45	1.537	ok	1.537	1.477-1.597
Freon 113	2.66	3.43	0.776	ok	0.774	0.714-0.834
Freon 114	1.87	3.43	0.545	ok	0.544	0.484-0.604
Freon 123	2.23	3.43	0.650	ok	0.651	0.591-0.711
Freon 123A	2.25	3.43	0.656	ok	0.655	0.595-0.715
Freon 142B	1.83	3.43	0.534	ok	0.532	0.472-0.592
Freon 152A	1.75	3.43	0.510	ok	0.509	0.449-0.569
Heptane	5.78	4.77	1.212	ok	1.212	1.152-1.272
Hexachlorobutadiene	18.75	10.45	1.794	ok	1.795	1.735-1.855
Hexane	3.49	3.43	1.017	ok	1.016	0.956-1.076
2-Hexanone	8.19	4.77	1.717	ok	1.713	1.653-1.773
Iodomethane	2.50	3.43	0.729	ok	0.727	0.667-0.787
Isopropylbenzene	14.30	10.45	1.368	ok	1.370	1.310-1.430
Isopropyl Alcohol	2.36	3.43	0.688	ok	0.684	0.624-0.744
p-Isopropyltoluene	17.18	10.45	1.644	ok	1.644	1.584-1.704
Methylene chloride	2.56	3.43	0.746	ok	0.745	0.685-0.805
Methyl ethyl ketone	3.17	3.43	0.924	ok	0.919	0.859-0.979
Methyl Isobutyl Ketone	6.48	4.77	1.358	ok	1.353	1.293-1.413
Methyl Tert Butyl Ether	3.03	3.43	0.883	ok	0.879	0.819-0.939
Methylmethacrylate	5.68	4.77	1.191	ok	1.191	1.131-1.251
Naphthalene	18.49	10.45	1.769	ok	1.770	1.710-1.830
Nonane	13.91	10.45	1.331	ok	1.331	1.271-1.391
Octane	9.44	4.77	1.979	ok	1.982	1.922-2.042
Pentane	2.44	3.43	0.711	ok	0.710	0.650-0.770
n-Propylbenzene	15.66	10.45	1.499	ok	1.498	1.438-1.558
Propylene	1.77	3.43	0.516	ok	0.515	0.455-0.575
Styrene	12.58	10.45	1.204	ok	1.203	1.143-1.263

Initial Calibration Retention Time/Internal Standard Area Summary

Job Number: JD61280
Account: CARICH C. A. Rich Consultants
Project: Brent Mako Building 3 Investigation, Enter Lane, Islandia, NY

Sample Number	Lab File ID	Injected	By	Level	Inst ID	Method	
V2W2776-IC2776	2W62383.D	12/14/22 17:55	TCH	0.04	GCMS2W	TO-15	
V2W2776-IC2776	2W62384.D	12/14/22 18:28	TCH	0.1	GCMS2W	TO-15	
V2W2776-IC2776	2W62385.D	12/14/22 18:59	TCH	0.2	GCMS2W	TO-15	Reporting this level
V2W2776-IC2776	2W62386.D	12/14/22 19:31	TCH	0.5	GCMS2W	TO-15	
V2W2776-IC2776	2W62388.D	12/14/22 20:33	TCH	5	GCMS2W	TO-15	
V2W2776-ICC2776	2W62389.D	12/14/22 21:05	TCH	10	GCMS2W	TO-15	
V2W2776-IC2776	2W62390.D	12/14/22 21:37	TCH	20	GCMS2W	TO-15	
V2W2776-IC2776	2W62391.D	12/14/22 22:12	TCH	40	GCMS2W	TO-15	
V2W2776-IC2776	2W62392.D	12/14/22 22:47	TCH	50	GCMS2W	TO-15	

Target Compound	RT (min.)	Istd RT (min.)	Rel RT		Mean Rel RT	Rel RT Range (+ /- .06)
1,1,1-Trichloroethane	4.11	3.43	1.198	ok	1.196	1.136-1.256
1,1,1,2-Tetrachloroethane	10.54	10.45	1.009	ok	1.008	0.948-1.068
1,1,2,2-Tetrachloroethane	12.79	10.45	1.224	ok	1.225	1.165-1.285
1,1,2-Trichloroethane	7.16	4.77	1.501	ok	1.504	1.444-1.564
1,2,4-Trichlorobenzene	18.44	10.45	1.765	ok	1.765	1.705-1.825
1,2,3-Trichloropropane	13.08	10.45	1.252	ok	1.252	1.192-1.312
1,2,3-Trimethylbenzene	17.11	10.45	1.637	ok	1.638	1.578-1.698
1,2,4-Trimethylbenzene	16.72	10.45	1.600	ok	1.600	1.540-1.660
1,3,5-Trimethylbenzene	16.23	10.45	1.553	ok	1.554	1.494-1.614
2,2,4-Trimethylpentane	5.45	4.77	1.143	ok	1.144	1.084-1.204
Tertiary Butyl Alcohol	2.58	3.43	0.752	ok	0.744	0.684-0.804
Tetrachloroethylene	9.30	4.77	1.950	ok	1.952	1.892-2.012
Tetrahydrofuran	3.77	3.43	1.099	ok	1.090	1.030-1.150
Toluene	7.55	4.77	1.583	ok	1.584	1.524-1.644
Trichloroethylene	5.36	4.77	1.124	ok	1.124	1.064-1.184
Trichlorofluoromethane	2.32	3.43	0.676	ok	0.676	0.616-0.736
Vinyl chloride	1.90	3.43	0.554	ok	0.553	0.493-0.613
Vinyl Acetate	3.05	3.43	0.889	ok	0.888	0.828-0.948
m,p-Xylene	11.84	10.45	1.133	ok	1.134	1.074-1.194
o-Xylene	12.78	10.45	1.223	ok	1.224	1.164-1.284

Internal Standard	RT (min.)		Mean RT(min.)	RT Range (+ /- 0.33)	Area		Mean Area	Area Range (+ /- 40 %)
Bromochloromethane	3.43	ok	3.44	3.11-3.77	49634	ok	52567	31540-73594
1,4-Difluorobenzene	4.77	ok	4.77	4.44-5.10	255066	ok	267062	160237-373887
Chlorobenzene-D5	10.45	ok	10.45	10.12-10.78	228303	ok	240629	144377-336881

Initial Calibration Retention Time/Internal Standard Area Summary

Job Number: JD61280
Account: CARICH C. A. Rich Consultants
Project: Brent Mako Building 3 Investigation, Enter Lane, Islandia, NY

Sample Number	Lab File ID	Injected	By	Level	Inst ID	Method	
V2W2776-IC2776	2W62383.D	12/14/22 17:55	TCH	0.04	GCMS2W	TO-15	
V2W2776-IC2776	2W62384.D	12/14/22 18:28	TCH	0.1	GCMS2W	TO-15	
V2W2776-IC2776	2W62385.D	12/14/22 18:59	TCH	0.2	GCMS2W	TO-15	
V2W2776-IC2776	2W62386.D	12/14/22 19:31	TCH	0.5	GCMS2W	TO-15	Reporting this level
V2W2776-IC2776	2W62388.D	12/14/22 20:33	TCH	5	GCMS2W	TO-15	
V2W2776-ICC2776	2W62389.D	12/14/22 21:05	TCH	10	GCMS2W	TO-15	
V2W2776-IC2776	2W62390.D	12/14/22 21:37	TCH	20	GCMS2W	TO-15	
V2W2776-IC2776	2W62391.D	12/14/22 22:12	TCH	40	GCMS2W	TO-15	
V2W2776-IC2776	2W62392.D	12/14/22 22:47	TCH	50	GCMS2W	TO-15	

Target Compound	RT (min.)	Istd RT (min.)	Rel RT		Mean Rel RT	Rel RT Range (+ /- .06)
Acetone (2-Propanone)	2.27	3.44	0.660	ok	0.659	0.599-0.719
Acrolein	2.23	3.44	0.648	ok	0.647	0.587-0.707
Acrylonitrile	2.42	3.44	0.703	ok	0.702	0.642-0.762
Acetonitrile	2.18	3.44	0.634	ok	0.634	0.574-0.694
1,3-Butadiene	1.95	3.44	0.567	ok	0.567	0.507-0.627
Benzene	4.43	3.44	1.288	ok	1.289	1.229-1.349
Bromobenzene	14.18	10.45	1.357	ok	1.357	1.297-1.417
Bromodichloromethane	5.30	4.77	1.111	ok	1.112	1.052-1.172
Bromoform	11.65	10.45	1.115	ok	1.116	1.056-1.176
Bromomethane	2.03	3.44	0.590	ok	0.590	0.530-0.650
Bromoethene	2.19	3.44	0.637	ok	0.636	0.576-0.696
n-Butane	1.96	3.44	0.570	ok	0.570	0.510-0.630
n-Butylbenzene	17.53	10.45	1.678	ok	1.678	1.618-1.738
sec-Butylbenzene	17.00	10.45	1.627	ok	1.627	1.567-1.687
tert-Butylbenzene	16.71	10.45	1.599	ok	1.599	1.539-1.659
Carbon disulfide	2.66	3.44	0.773	ok	0.774	0.714-0.834
Chlorobenzene	10.52	10.45	1.007	ok	1.007	0.947-1.067
Chlorodifluoromethane	1.76	3.44	0.512	ok	0.512	0.452-0.572
Chloroethane	2.08	3.44	0.605	ok	0.605	0.545-0.665
Chlorotrifluoroethene	1.78	3.44	0.517	ok	0.516	0.456-0.576
Chloroform	3.51	3.44	1.020	ok	1.022	0.962-1.082
Chloromethane	1.84	3.44	0.535	ok	0.535	0.475-0.595
3-Chloropropene	2.60	3.44	0.756	ok	0.757	0.697-0.817
2-Chlorotoluene	15.31	10.45	1.465	ok	1.466	1.406-1.526
Carbon tetrachloride	4.55	3.44	1.323	ok	1.323	1.263-1.383
Cyclohexane	4.64	4.77	0.973	ok	0.974	0.914-1.034
1,1-Dichloroethane	2.98	3.44	0.866	ok	0.866	0.806-0.926
1,1-Dichloroethylene	2.53	3.44	0.735	ok	0.735	0.675-0.795
1,2-Dibromoethane (EDB)	8.44	4.77	1.769	ok	1.770	1.710-1.830
1,2-Dichloroethane	3.94	3.44	1.145	ok	1.147	1.087-1.207
1,2-Dichloropropane	5.12	4.77	1.073	ok	1.073	1.013-1.133
1,3-Dichloropropane	7.60	4.77	1.593	ok	1.595	1.535-1.655
1,4-Dioxane	5.44	4.77	1.140	ok	1.135	1.075-1.195
Dichlorodifluoromethane	1.79	3.44	0.520	ok	0.521	0.461-0.581
Dichlorofluoromethane	2.11	3.44	0.613	ok	0.613	0.553-0.673
Dibromochloromethane	8.09	4.77	1.696	ok	1.697	1.637-1.757
Dibromomethane	5.07	4.77	1.063	ok	1.064	1.004-1.124
trans-1,2-Dichloroethylene	2.90	3.44	0.843	ok	0.844	0.784-0.904
cis-1,2-Dichloroethylene	3.36	3.44	0.977	ok	0.977	0.917-1.037

Initial Calibration Retention Time/Internal Standard Area Summary

Job Number: JD61280
Account: CARICH C. A. Rich Consultants
Project: Brent Mako Building 3 Investigation, Enter Lane, Islandia, NY

Sample Number	Lab File ID	Injected	By	Level	Inst ID	Method	
V2W2776-IC2776	2W62383.D	12/14/22 17:55	TCH	0.04	GCMS2W	TO-15	
V2W2776-IC2776	2W62384.D	12/14/22 18:28	TCH	0.1	GCMS2W	TO-15	
V2W2776-IC2776	2W62385.D	12/14/22 18:59	TCH	0.2	GCMS2W	TO-15	
V2W2776-IC2776	2W62386.D	12/14/22 19:31	TCH	0.5	GCMS2W	TO-15	Reporting this level
V2W2776-IC2776	2W62388.D	12/14/22 20:33	TCH	5	GCMS2W	TO-15	
V2W2776-ICC2776	2W62389.D	12/14/22 21:05	TCH	10	GCMS2W	TO-15	
V2W2776-IC2776	2W62390.D	12/14/22 21:37	TCH	20	GCMS2W	TO-15	
V2W2776-IC2776	2W62391.D	12/14/22 22:12	TCH	40	GCMS2W	TO-15	
V2W2776-IC2776	2W62392.D	12/14/22 22:47	TCH	50	GCMS2W	TO-15	

Target Compound	RT (min.)	Istd RT (min.)	Rel RT		Mean Rel RT	Rel RT Range (+ /- .06)
cis-1,3-Dichloropropene	6.32	4.77	1.325	ok	1.325	1.265-1.385
m-Dichlorobenzene	16.78	10.45	1.606	ok	1.606	1.546-1.666
o-Dichlorobenzene	17.16	10.45	1.642	ok	1.642	1.582-1.702
p-Dichlorobenzene	16.86	10.45	1.613	ok	1.614	1.554-1.674
trans-1,3-Dichloropropene	7.01	4.77	1.470	ok	1.470	1.410-1.530
Di-Isopropyl ether	3.51	3.44	1.020	ok	1.020	0.960-1.080
2,3-Dimethylpentane	4.91	4.77	1.029	ok	1.029	0.969-1.089
2,4-Dimethylpentane	4.02	3.44	1.169	ok	1.172	1.112-1.232
Ethanol	2.12	3.44	0.616	ok	0.615	0.555-0.675
Ethylbenzene	11.42	10.45	1.093	ok	1.092	1.032-1.152
Ethyl Acetate	3.52	3.44	1.023	ok	1.020	0.960-1.080
Ethyl Acrylate	5.25	4.77	1.101	ok	1.101	1.041-1.161
4-Ethyltoluene	16.07	10.45	1.538	ok	1.537	1.477-1.597
Freon 113	2.66	3.44	0.773	ok	0.774	0.714-0.834
Freon 114	1.87	3.44	0.544	ok	0.544	0.484-0.604
Freon 123	2.24	3.44	0.651	ok	0.651	0.591-0.711
Freon 123A	2.26	3.44	0.657	ok	0.655	0.595-0.715
Freon 142B	1.83	3.44	0.532	ok	0.532	0.472-0.592
Freon 152A	1.75	3.44	0.509	ok	0.509	0.449-0.569
Heptane	5.78	4.77	1.212	ok	1.212	1.152-1.272
Hexachlorobutadiene	18.75	10.45	1.794	ok	1.795	1.735-1.855
Hexane	3.49	3.44	1.015	ok	1.016	0.956-1.076
2-Hexanone	8.18	4.77	1.715	ok	1.713	1.653-1.773
Iodomethane	2.50	3.44	0.727	ok	0.727	0.667-0.787
Isopropylbenzene	14.31	10.45	1.369	ok	1.370	1.310-1.430
Isopropyl Alcohol	2.36	3.44	0.686	ok	0.684	0.624-0.744
p-Isopropyltoluene	17.18	10.45	1.644	ok	1.644	1.584-1.704
Methylene chloride	2.56	3.44	0.744	ok	0.745	0.685-0.805
Methyl ethyl ketone	3.17	3.44	0.922	ok	0.919	0.859-0.979
Methyl Isobutyl Ketone	6.47	4.77	1.356	ok	1.353	1.293-1.413
Methyl Tert Butyl Ether	3.03	3.44	0.881	ok	0.879	0.819-0.939
Methylmethacrylate	5.68	4.77	1.191	ok	1.191	1.131-1.251
Naphthalene	18.49	10.45	1.769	ok	1.770	1.710-1.830
Nonane	13.91	10.45	1.331	ok	1.331	1.271-1.391
Octane	9.45	4.77	1.981	ok	1.982	1.922-2.042
Pentane	2.44	3.44	0.709	ok	0.710	0.650-0.770
n-Propylbenzene	15.66	10.45	1.499	ok	1.498	1.438-1.558
Propylene	1.77	3.44	0.515	ok	0.515	0.455-0.575
Styrene	12.56	10.45	1.202	ok	1.203	1.143-1.263

Initial Calibration Retention Time/Internal Standard Area Summary

Job Number: JD61280
Account: CARICH C. A. Rich Consultants
Project: Brent Mako Building 3 Investigation, Enter Lane, Islandia, NY

Sample Number	Lab File ID	Injected	By	Level	Inst ID	Method	
V2W2776-IC2776	2W62383.D	12/14/22 17:55	TCH	0.04	GCMS2W	TO-15	
V2W2776-IC2776	2W62384.D	12/14/22 18:28	TCH	0.1	GCMS2W	TO-15	
V2W2776-IC2776	2W62385.D	12/14/22 18:59	TCH	0.2	GCMS2W	TO-15	
V2W2776-IC2776	2W62386.D	12/14/22 19:31	TCH	0.5	GCMS2W	TO-15	Reporting this level
V2W2776-IC2776	2W62388.D	12/14/22 20:33	TCH	5	GCMS2W	TO-15	
V2W2776-ICC2776	2W62389.D	12/14/22 21:05	TCH	10	GCMS2W	TO-15	
V2W2776-IC2776	2W62390.D	12/14/22 21:37	TCH	20	GCMS2W	TO-15	
V2W2776-IC2776	2W62391.D	12/14/22 22:12	TCH	40	GCMS2W	TO-15	
V2W2776-IC2776	2W62392.D	12/14/22 22:47	TCH	50	GCMS2W	TO-15	

Target Compound	RT (min.)	Istd RT (min.)	Rel RT		Mean Rel RT	Rel RT Range (+ /- .06)
1,1,1-Trichloroethane	4.10	3.44	1.192	ok	1.196	1.136-1.256
1,1,1,2-Tetrachloroethane	10.53	10.45	1.008	ok	1.008	0.948-1.068
1,1,2,2-Tetrachloroethane	12.79	10.45	1.224	ok	1.225	1.165-1.285
1,1,2-Trichloroethane	7.17	4.77	1.503	ok	1.504	1.444-1.564
1,2,4-Trichlorobenzene	18.44	10.45	1.765	ok	1.765	1.705-1.825
1,2,3-Trichloropropane	13.08	10.45	1.252	ok	1.252	1.192-1.312
1,2,3-Trimethylbenzene	17.11	10.45	1.637	ok	1.638	1.578-1.698
1,2,4-Trimethylbenzene	16.72	10.45	1.600	ok	1.600	1.540-1.660
1,3,5-Trimethylbenzene	16.23	10.45	1.553	ok	1.554	1.494-1.614
2,2,4-Trimethylpentane	5.45	4.77	1.143	ok	1.144	1.084-1.204
Tertiary Butyl Alcohol	2.58	3.44	0.750	ok	0.744	0.684-0.804
Tetrachloroethylene	9.30	4.77	1.950	ok	1.952	1.892-2.012
Tetrahydrofuran	3.77	3.44	1.096	ok	1.090	1.030-1.150
Toluene	7.55	4.77	1.583	ok	1.584	1.524-1.644
Trichloroethylene	5.36	4.77	1.124	ok	1.124	1.064-1.184
Trichlorofluoromethane	2.33	3.44	0.677	ok	0.676	0.616-0.736
Vinyl chloride	1.90	3.44	0.552	ok	0.553	0.493-0.613
Vinyl Acetate	3.05	3.44	0.887	ok	0.888	0.828-0.948
m,p-Xylene	11.84	10.45	1.133	ok	1.134	1.074-1.194
o-Xylene	12.78	10.45	1.223	ok	1.224	1.164-1.284

Internal Standard	RT (min.)		Mean RT(min.)	RT Range (+ /- 0.33)	Area		Mean Area	Area Range (+ /- 40 %)
Bromochloromethane	3.44	ok	3.44	3.11-3.77	50548	ok	52567	31540-73594
1,4-Difluorobenzene	4.77	ok	4.77	4.44-5.10	260091	ok	267062	160237-373887
Chlorobenzene-D5	10.45	ok	10.45	10.12-10.78	233239	ok	240629	144377-336881

Initial Calibration Retention Time/Internal Standard Area Summary

Job Number: JD61280
Account: CARICH C. A. Rich Consultants
Project: Brent Mako Building 3 Investigation, Enter Lane, Islandia, NY

Sample Number	Lab File ID	Injected	By	Level	Inst ID	Method	
V2W2776-IC2776	2W62383.D	12/14/22 17:55	TCH	0.04	GCMS2W	TO-15	
V2W2776-IC2776	2W62384.D	12/14/22 18:28	TCH	0.1	GCMS2W	TO-15	
V2W2776-IC2776	2W62385.D	12/14/22 18:59	TCH	0.2	GCMS2W	TO-15	
V2W2776-IC2776	2W62386.D	12/14/22 19:31	TCH	0.5	GCMS2W	TO-15	
V2W2776-IC2776	2W62388.D	12/14/22 20:33	TCH	5	GCMS2W	TO-15	Reporting this level
V2W2776-ICC2776	2W62389.D	12/14/22 21:05	TCH	10	GCMS2W	TO-15	
V2W2776-IC2776	2W62390.D	12/14/22 21:37	TCH	20	GCMS2W	TO-15	
V2W2776-IC2776	2W62391.D	12/14/22 22:12	TCH	40	GCMS2W	TO-15	
V2W2776-IC2776	2W62392.D	12/14/22 22:47	TCH	50	GCMS2W	TO-15	

Target Compound	RT (min.)	Istd RT (min.)	Rel RT		Mean Rel RT	Rel RT Range (+ /- .06)
Acetone (2-Propanone)	2.26	3.44	0.657	ok	0.659	0.599-0.719
Acrolein	2.22	3.44	0.645	ok	0.647	0.587-0.707
Acrylonitrile	2.41	3.44	0.701	ok	0.702	0.642-0.762
Acetonitrile	2.18	3.44	0.634	ok	0.634	0.574-0.694
1,3-Butadiene	1.94	3.44	0.564	ok	0.567	0.507-0.627
Benzene	4.43	3.44	1.288	ok	1.289	1.229-1.349
Bromobenzene	14.18	10.45	1.357	ok	1.357	1.297-1.417
Bromodichloromethane	5.30	4.77	1.111	ok	1.112	1.052-1.172
Bromoform	11.65	10.45	1.115	ok	1.116	1.056-1.176
Bromomethane	2.02	3.44	0.587	ok	0.590	0.530-0.650
Bromoethene	2.18	3.44	0.634	ok	0.636	0.576-0.696
n-Butane	1.96	3.44	0.570	ok	0.570	0.510-0.630
n-Butylbenzene	17.53	10.45	1.678	ok	1.678	1.618-1.738
sec-Butylbenzene	17.00	10.45	1.627	ok	1.627	1.567-1.687
tert-Butylbenzene	16.71	10.45	1.599	ok	1.599	1.539-1.659
Carbon disulfide	2.66	3.44	0.773	ok	0.774	0.714-0.834
Chlorobenzene	10.52	10.45	1.007	ok	1.007	0.947-1.067
Chlorodifluoromethane	1.76	3.44	0.512	ok	0.512	0.452-0.572
Chloroethane	2.08	3.44	0.605	ok	0.605	0.545-0.665
Chlorotrifluoroethene	1.77	3.44	0.515	ok	0.516	0.456-0.576
Chloroform	3.51	3.44	1.020	ok	1.022	0.962-1.082
Chloromethane	1.84	3.44	0.535	ok	0.535	0.475-0.595
3-Chloropropene	2.60	3.44	0.756	ok	0.757	0.697-0.817
2-Chlorotoluene	15.31	10.45	1.465	ok	1.466	1.406-1.526
Carbon tetrachloride	4.55	3.44	1.323	ok	1.323	1.263-1.383
Cyclohexane	4.64	4.77	0.973	ok	0.974	0.914-1.034
1,1-Dichloroethane	2.98	3.44	0.866	ok	0.866	0.806-0.926
1,1-Dichloroethylene	2.52	3.44	0.733	ok	0.735	0.675-0.795
1,2-Dibromoethane (EDB)	8.43	4.77	1.767	ok	1.770	1.710-1.830
1,2-Dichloroethane	3.94	3.44	1.145	ok	1.147	1.087-1.207
1,2-Dichloropropane	5.12	4.77	1.073	ok	1.073	1.013-1.133
1,3-Dichloropropane	7.61	4.77	1.595	ok	1.595	1.535-1.655
1,4-Dioxane	5.40	4.77	1.132	ok	1.135	1.075-1.195
Dichlorodifluoromethane	1.79	3.44	0.520	ok	0.521	0.461-0.581
Dichlorofluoromethane	2.10	3.44	0.610	ok	0.613	0.553-0.673
Dibromochloromethane	8.09	4.77	1.696	ok	1.697	1.637-1.757
Dibromomethane	5.08	4.77	1.065	ok	1.064	1.004-1.124
trans-1,2-Dichloroethylene	2.90	3.44	0.843	ok	0.844	0.784-0.904
cis-1,2-Dichloroethylene	3.36	3.44	0.977	ok	0.977	0.917-1.037

Initial Calibration Retention Time/Internal Standard Area Summary

Job Number: JD61280
Account: CARICH C. A. Rich Consultants
Project: Brent Mako Building 3 Investigation, Enter Lane, Islandia, NY

Sample Number	Lab File ID	Injected	By	Level	Inst ID	Method	
V2W2776-IC2776	2W62383.D	12/14/22 17:55	TCH	0.04	GCMS2W	TO-15	
V2W2776-IC2776	2W62384.D	12/14/22 18:28	TCH	0.1	GCMS2W	TO-15	
V2W2776-IC2776	2W62385.D	12/14/22 18:59	TCH	0.2	GCMS2W	TO-15	
V2W2776-IC2776	2W62386.D	12/14/22 19:31	TCH	0.5	GCMS2W	TO-15	
V2W2776-IC2776	2W62388.D	12/14/22 20:33	TCH	5	GCMS2W	TO-15	Reporting this level
V2W2776-ICC2776	2W62389.D	12/14/22 21:05	TCH	10	GCMS2W	TO-15	
V2W2776-IC2776	2W62390.D	12/14/22 21:37	TCH	20	GCMS2W	TO-15	
V2W2776-IC2776	2W62391.D	12/14/22 22:12	TCH	40	GCMS2W	TO-15	
V2W2776-IC2776	2W62392.D	12/14/22 22:47	TCH	50	GCMS2W	TO-15	

Target Compound	RT (min.)	Istd RT (min.)	Rel RT		Mean Rel RT	Rel RT Range (+ /- .06)
cis-1,3-Dichloropropene	6.32	4.77	1.325	ok	1.325	1.265-1.385
m-Dichlorobenzene	16.78	10.45	1.606	ok	1.606	1.546-1.666
o-Dichlorobenzene	17.16	10.45	1.642	ok	1.642	1.582-1.702
p-Dichlorobenzene	16.86	10.45	1.613	ok	1.614	1.554-1.674
trans-1,3-Dichloropropene	7.01	4.77	1.470	ok	1.470	1.410-1.530
Di-Isopropyl ether	3.50	3.44	1.017	ok	1.020	0.960-1.080
2,3-Dimethylpentane	4.91	4.77	1.029	ok	1.029	0.969-1.089
2,4-Dimethylpentane	4.03	3.44	1.172	ok	1.172	1.112-1.232
Ethanol	2.11	3.44	0.613	ok	0.615	0.555-0.675
Ethylbenzene	11.41	10.45	1.092	ok	1.092	1.032-1.152
Ethyl Acetate	3.51	3.44	1.020	ok	1.020	0.960-1.080
Ethyl Acrylate	5.25	4.77	1.101	ok	1.101	1.041-1.161
4-Ethyltoluene	16.06	10.45	1.537	ok	1.537	1.477-1.597
Freon 113	2.66	3.44	0.773	ok	0.774	0.714-0.834
Freon 114	1.87	3.44	0.544	ok	0.544	0.484-0.604
Freon 123	2.23	3.44	0.648	ok	0.651	0.591-0.711
Freon 123A	2.25	3.44	0.654	ok	0.655	0.595-0.715
Freon 142B	1.83	3.44	0.532	ok	0.532	0.472-0.592
Freon 152A	1.75	3.44	0.509	ok	0.509	0.449-0.569
Heptane	5.78	4.77	1.212	ok	1.212	1.152-1.272
Hexachlorobutadiene	18.75	10.45	1.794	ok	1.795	1.735-1.855
Hexane	3.49	3.44	1.015	ok	1.016	0.956-1.076
2-Hexanone	8.16	4.77	1.711	ok	1.713	1.653-1.773
Iodomethane	2.50	3.44	0.727	ok	0.727	0.667-0.787
Isopropylbenzene	14.31	10.45	1.369	ok	1.370	1.310-1.430
Isopropyl Alcohol	2.35	3.44	0.683	ok	0.684	0.624-0.744
p-Isopropyltoluene	17.18	10.45	1.644	ok	1.644	1.584-1.704
Methylene chloride	2.56	3.44	0.744	ok	0.745	0.685-0.805
Methyl ethyl ketone	3.16	3.44	0.919	ok	0.919	0.859-0.979
Methyl Isobutyl Ketone	6.45	4.77	1.352	ok	1.353	1.293-1.413
Methyl Tert Butyl Ether	3.02	3.44	0.878	ok	0.879	0.819-0.939
Methylmethacrylate	5.68	4.77	1.191	ok	1.191	1.131-1.251
Naphthalene	18.49	10.45	1.769	ok	1.770	1.710-1.830
Nonane	13.91	10.45	1.331	ok	1.331	1.271-1.391
Octane	9.45	4.77	1.981	ok	1.982	1.922-2.042
Pentane	2.44	3.44	0.709	ok	0.710	0.650-0.770
n-Propylbenzene	15.65	10.45	1.498	ok	1.498	1.438-1.558
Propylene	1.77	3.44	0.515	ok	0.515	0.455-0.575
Styrene	12.57	10.45	1.203	ok	1.203	1.143-1.263

Initial Calibration Retention Time/Internal Standard Area Summary

Job Number: JD61280
Account: CARICH C. A. Rich Consultants
Project: Brent Mako Building 3 Investigation, Enter Lane, Islandia, NY

Sample Number	Lab File ID	Injected	By	Level	Inst ID	Method	
V2W2776-IC2776	2W62383.D	12/14/22 17:55	TCH	0.04	GCMS2W	TO-15	
V2W2776-IC2776	2W62384.D	12/14/22 18:28	TCH	0.1	GCMS2W	TO-15	
V2W2776-IC2776	2W62385.D	12/14/22 18:59	TCH	0.2	GCMS2W	TO-15	
V2W2776-IC2776	2W62386.D	12/14/22 19:31	TCH	0.5	GCMS2W	TO-15	
V2W2776-IC2776	2W62388.D	12/14/22 20:33	TCH	5	GCMS2W	TO-15	Reporting this level
V2W2776-ICC2776	2W62389.D	12/14/22 21:05	TCH	10	GCMS2W	TO-15	
V2W2776-IC2776	2W62390.D	12/14/22 21:37	TCH	20	GCMS2W	TO-15	
V2W2776-IC2776	2W62391.D	12/14/22 22:12	TCH	40	GCMS2W	TO-15	
V2W2776-IC2776	2W62392.D	12/14/22 22:47	TCH	50	GCMS2W	TO-15	

Target Compound	RT (min.)	Istd RT (min.)	Rel RT		Mean Rel RT	Rel RT Range (+ /- .06)
1,1,1-Trichloroethane	4.11	3.44	1.195	ok	1.196	1.136-1.256
1,1,1,2-Tetrachloroethane	10.53	10.45	1.008	ok	1.008	0.948-1.068
1,1,2,2-Tetrachloroethane	12.80	10.45	1.225	ok	1.225	1.165-1.285
1,1,2-Trichloroethane	7.17	4.77	1.503	ok	1.504	1.444-1.564
1,2,4-Trichlorobenzene	18.44	10.45	1.765	ok	1.765	1.705-1.825
1,2,3-Trichloropropane	13.08	10.45	1.252	ok	1.252	1.192-1.312
1,2,3-Trimethylbenzene	17.11	10.45	1.637	ok	1.638	1.578-1.698
1,2,4-Trimethylbenzene	16.72	10.45	1.600	ok	1.600	1.540-1.660
1,3,5-Trimethylbenzene	16.23	10.45	1.553	ok	1.554	1.494-1.614
2,2,4-Trimethylpentane	5.45	4.77	1.143	ok	1.144	1.084-1.204
Tertiary Butyl Alcohol	2.56	3.44	0.744	ok	0.744	0.684-0.804
Tetrachloroethylene	9.30	4.77	1.950	ok	1.952	1.892-2.012
Tetrahydrofuran	3.74	3.44	1.087	ok	1.090	1.030-1.150
Toluene	7.55	4.77	1.583	ok	1.584	1.524-1.644
Trichloroethylene	5.36	4.77	1.124	ok	1.124	1.064-1.184
Trichlorofluoromethane	2.32	3.44	0.674	ok	0.676	0.616-0.736
Vinyl chloride	1.90	3.44	0.552	ok	0.553	0.493-0.613
Vinyl Acetate	3.05	3.44	0.887	ok	0.888	0.828-0.948
m,p-Xylene	11.85	10.45	1.134	ok	1.134	1.074-1.194
o-Xylene	12.79	10.45	1.224	ok	1.224	1.164-1.284

Internal Standard	RT (min.)		Mean RT(min.)	RT Range (+ /- 0.33)	Area		Mean Area	Area Range (+ /- 40 %)
Bromochloromethane	3.44	ok	3.44	3.11-3.77	52118	ok	52567	31540-73594
1,4-Difluorobenzene	4.77	ok	4.77	4.44-5.10	261282	ok	267062	160237-373887
Chlorobenzene-D5	10.45	ok	10.45	10.12-10.78	234808	ok	240629	144377-336881

Initial Calibration Retention Time/Internal Standard Area Summary

Job Number: JD61280
Account: CARICH C. A. Rich Consultants
Project: Brent Mako Building 3 Investigation, Enter Lane, Islandia, NY

Sample Number	Lab File ID	Injected	By	Level	Inst ID	Method	
V2W2776-IC2776	2W62383.D	12/14/22 17:55	TCH	0.04	GCMS2W	TO-15	
V2W2776-IC2776	2W62384.D	12/14/22 18:28	TCH	0.1	GCMS2W	TO-15	
V2W2776-IC2776	2W62385.D	12/14/22 18:59	TCH	0.2	GCMS2W	TO-15	
V2W2776-IC2776	2W62386.D	12/14/22 19:31	TCH	0.5	GCMS2W	TO-15	
V2W2776-IC2776	2W62388.D	12/14/22 20:33	TCH	5	GCMS2W	TO-15	
V2W2776-ICC2776	2W62389.D	12/14/22 21:05	TCH	10	GCMS2W	TO-15	Reporting this level
V2W2776-IC2776	2W62390.D	12/14/22 21:37	TCH	20	GCMS2W	TO-15	
V2W2776-IC2776	2W62391.D	12/14/22 22:12	TCH	40	GCMS2W	TO-15	
V2W2776-IC2776	2W62392.D	12/14/22 22:47	TCH	50	GCMS2W	TO-15	

Target Compound	RT (min.)	Istd RT (min.)	Rel RT		Mean Rel RT	Rel RT Range (+ /- .06)
Acetone (2-Propanone)	2.26	3.43	0.659	ok	0.659	0.599-0.719
Acrolein	2.22	3.43	0.647	ok	0.647	0.587-0.707
Acrylonitrile	2.41	3.43	0.703	ok	0.702	0.642-0.762
Acetonitrile	2.18	3.43	0.636	ok	0.634	0.574-0.694
1,3-Butadiene	1.95	3.43	0.569	ok	0.567	0.507-0.627
Benzene	4.43	3.43	1.292	ok	1.289	1.229-1.349
Bromobenzene	14.18	10.45	1.357	ok	1.357	1.297-1.417
Bromodichloromethane	5.30	4.76	1.113	ok	1.112	1.052-1.172
Bromoform	11.65	10.45	1.115	ok	1.116	1.056-1.176
Bromomethane	2.03	3.43	0.592	ok	0.590	0.530-0.650
Bromoethene	2.19	3.43	0.638	ok	0.636	0.576-0.696
n-Butane	1.96	3.43	0.571	ok	0.570	0.510-0.630
n-Butylbenzene	17.53	10.45	1.678	ok	1.678	1.618-1.738
sec-Butylbenzene	17.00	10.45	1.627	ok	1.627	1.567-1.687
tert-Butylbenzene	16.71	10.45	1.599	ok	1.599	1.539-1.659
Carbon disulfide	2.66	3.43	0.776	ok	0.774	0.714-0.834
Chlorobenzene	10.52	10.45	1.007	ok	1.007	0.947-1.067
Chlorodifluoromethane	1.76	3.43	0.513	ok	0.512	0.452-0.572
Chloroethane	2.08	3.43	0.606	ok	0.605	0.545-0.665
Chlorotrifluoroethene	1.77	3.43	0.516	ok	0.516	0.456-0.576
Chloroform	3.51	3.43	1.023	ok	1.022	0.962-1.082
Chloromethane	1.84	3.43	0.536	ok	0.535	0.475-0.595
3-Chloropropene	2.60	3.43	0.758	ok	0.757	0.697-0.817
2-Chlorotoluene	15.32	10.45	1.466	ok	1.466	1.406-1.526
Carbon tetrachloride	4.54	3.43	1.324	ok	1.323	1.263-1.383
Cyclohexane	4.64	4.76	0.975	ok	0.974	0.914-1.034
1,1-Dichloroethane	2.97	3.43	0.866	ok	0.866	0.806-0.926
1,1-Dichloroethylene	2.52	3.43	0.735	ok	0.735	0.675-0.795
1,2-Dibromoethane (EDB)	8.44	4.76	1.773	ok	1.770	1.710-1.830
1,2-Dichloroethane	3.94	3.43	1.149	ok	1.147	1.087-1.207
1,2-Dichloropropane	5.12	4.76	1.076	ok	1.073	1.013-1.133
1,3-Dichloropropane	7.60	4.76	1.597	ok	1.595	1.535-1.655
1,4-Dioxane	5.38	4.76	1.130	ok	1.135	1.075-1.195
Dichlorodifluoromethane	1.79	3.43	0.522	ok	0.521	0.461-0.581
Dichlorofluoromethane	2.10	3.43	0.612	ok	0.613	0.553-0.673
Dibromochloromethane	8.09	4.76	1.700	ok	1.697	1.637-1.757
Dibromomethane	5.07	4.76	1.065	ok	1.064	1.004-1.124
trans-1,2-Dichloroethylene	2.90	3.43	0.845	ok	0.844	0.784-0.904
cis-1,2-Dichloroethylene	3.36	3.43	0.980	ok	0.977	0.917-1.037

Initial Calibration Retention Time/Internal Standard Area Summary

Job Number: JD61280
Account: CARICH C. A. Rich Consultants
Project: Brent Mako Building 3 Investigation, Enter Lane, Islandia, NY

Sample Number	Lab File ID	Injected	By	Level	Inst ID	Method	
V2W2776-IC2776	2W62383.D	12/14/22 17:55	TCH	0.04	GCMS2W	TO-15	
V2W2776-IC2776	2W62384.D	12/14/22 18:28	TCH	0.1	GCMS2W	TO-15	
V2W2776-IC2776	2W62385.D	12/14/22 18:59	TCH	0.2	GCMS2W	TO-15	
V2W2776-IC2776	2W62386.D	12/14/22 19:31	TCH	0.5	GCMS2W	TO-15	
V2W2776-IC2776	2W62388.D	12/14/22 20:33	TCH	5	GCMS2W	TO-15	
V2W2776-ICC2776	2W62389.D	12/14/22 21:05	TCH	10	GCMS2W	TO-15	Reporting this level
V2W2776-IC2776	2W62390.D	12/14/22 21:37	TCH	20	GCMS2W	TO-15	
V2W2776-IC2776	2W62391.D	12/14/22 22:12	TCH	40	GCMS2W	TO-15	
V2W2776-IC2776	2W62392.D	12/14/22 22:47	TCH	50	GCMS2W	TO-15	

Target Compound	RT (min.)	Istd RT (min.)	Rel RT		Mean Rel RT	Rel RT Range (+ /- .06)
cis-1,3-Dichloropropene	6.32	4.76	1.328	ok	1.325	1.265-1.385
m-Dichlorobenzene	16.78	10.45	1.606	ok	1.606	1.546-1.666
o-Dichlorobenzene	17.16	10.45	1.642	ok	1.642	1.582-1.702
p-Dichlorobenzene	16.86	10.45	1.613	ok	1.614	1.554-1.674
trans-1,3-Dichloropropene	7.01	4.76	1.473	ok	1.470	1.410-1.530
Di-Isopropyl ether	3.50	3.43	1.020	ok	1.020	0.960-1.080
2,3-Dimethylpentane	4.91	4.76	1.032	ok	1.029	0.969-1.089
2,4-Dimethylpentane	4.03	3.43	1.175	ok	1.172	1.112-1.232
Ethanol	2.11	3.43	0.615	ok	0.615	0.555-0.675
Ethylbenzene	11.41	10.45	1.092	ok	1.092	1.032-1.152
Ethyl Acetate	3.50	3.43	1.020	ok	1.020	0.960-1.080
Ethyl Acrylate	5.24	4.76	1.101	ok	1.101	1.041-1.161
4-Ethyltoluene	16.06	10.45	1.537	ok	1.537	1.477-1.597
Freon 113	2.66	3.43	0.776	ok	0.774	0.714-0.834
Freon 114	1.87	3.43	0.545	ok	0.544	0.484-0.604
Freon 123	2.24	3.43	0.653	ok	0.651	0.591-0.711
Freon 123A	2.25	3.43	0.656	ok	0.655	0.595-0.715
Freon 142B	1.83	3.43	0.534	ok	0.532	0.472-0.592
Freon 152A	1.75	3.43	0.510	ok	0.509	0.449-0.569
Heptane	5.78	4.76	1.214	ok	1.212	1.152-1.272
Hexachlorobutadiene	18.75	10.45	1.794	ok	1.795	1.735-1.855
Hexane	3.49	3.43	1.017	ok	1.016	0.956-1.076
2-Hexanone	8.15	4.76	1.712	ok	1.713	1.653-1.773
Iodomethane	2.50	3.43	0.729	ok	0.727	0.667-0.787
Isopropylbenzene	14.31	10.45	1.369	ok	1.370	1.310-1.430
Isopropyl Alcohol	2.35	3.43	0.685	ok	0.684	0.624-0.744
p-Isopropyltoluene	17.18	10.45	1.644	ok	1.644	1.584-1.704
Methylene chloride	2.56	3.43	0.746	ok	0.745	0.685-0.805
Methyl ethyl ketone	3.15	3.43	0.918	ok	0.919	0.859-0.979
Methyl Isobutyl Ketone	6.44	4.76	1.353	ok	1.353	1.293-1.413
Methyl Tert Butyl Ether	3.01	3.43	0.878	ok	0.879	0.819-0.939
Methylmethacrylate	5.67	4.76	1.191	ok	1.191	1.131-1.251
Naphthalene	18.49	10.45	1.769	ok	1.770	1.710-1.830
Nonane	13.91	10.45	1.331	ok	1.331	1.271-1.391
Octane	9.45	4.76	1.985	ok	1.982	1.922-2.042
Pentane	2.44	3.43	0.711	ok	0.710	0.650-0.770
n-Propylbenzene	15.65	10.45	1.498	ok	1.498	1.438-1.558
Propylene	1.77	3.43	0.516	ok	0.515	0.455-0.575
Styrene	12.57	10.45	1.203	ok	1.203	1.143-1.263

Initial Calibration Retention Time/Internal Standard Area Summary

Job Number: JD61280
Account: CARICH C. A. Rich Consultants
Project: Brent Mako Building 3 Investigation, Enter Lane, Islandia, NY

Sample Number	Lab File ID	Injected	By	Level	Inst ID	Method	
V2W2776-IC2776	2W62383.D	12/14/22 17:55	TCH	0.04	GCMS2W	TO-15	
V2W2776-IC2776	2W62384.D	12/14/22 18:28	TCH	0.1	GCMS2W	TO-15	
V2W2776-IC2776	2W62385.D	12/14/22 18:59	TCH	0.2	GCMS2W	TO-15	
V2W2776-IC2776	2W62386.D	12/14/22 19:31	TCH	0.5	GCMS2W	TO-15	
V2W2776-IC2776	2W62388.D	12/14/22 20:33	TCH	5	GCMS2W	TO-15	
V2W2776-ICC2776	2W62389.D	12/14/22 21:05	TCH	10	GCMS2W	TO-15	Reporting this level
V2W2776-IC2776	2W62390.D	12/14/22 21:37	TCH	20	GCMS2W	TO-15	
V2W2776-IC2776	2W62391.D	12/14/22 22:12	TCH	40	GCMS2W	TO-15	
V2W2776-IC2776	2W62392.D	12/14/22 22:47	TCH	50	GCMS2W	TO-15	

Target Compound	RT (min.)	Istd RT (min.)	Rel RT		Mean Rel RT	Rel RT Range (+ /- .06)
1,1,1-Trichloroethane	4.11	3.43	1.198	ok	1.196	1.136-1.256
1,1,1,2-Tetrachloroethane	10.53	10.45	1.008	ok	1.008	0.948-1.068
1,1,2,2-Tetrachloroethane	12.80	10.45	1.225	ok	1.225	1.165-1.285
1,1,2-Trichloroethane	7.17	4.76	1.506	ok	1.504	1.444-1.564
1,2,4-Trichlorobenzene	18.44	10.45	1.765	ok	1.765	1.705-1.825
1,2,3-Trichloropropane	13.08	10.45	1.252	ok	1.252	1.192-1.312
1,2,3-Trimethylbenzene	17.11	10.45	1.637	ok	1.638	1.578-1.698
1,2,4-Trimethylbenzene	16.72	10.45	1.600	ok	1.600	1.540-1.660
1,3,5-Trimethylbenzene	16.24	10.45	1.554	ok	1.554	1.494-1.614
2,2,4-Trimethylpentane	5.45	4.76	1.145	ok	1.144	1.084-1.204
Tertiary Butyl Alcohol	2.55	3.43	0.743	ok	0.744	0.684-0.804
Tetrachloroethylene	9.30	4.76	1.954	ok	1.952	1.892-2.012
Tetrahydrofuran	3.74	3.43	1.090	ok	1.090	1.030-1.150
Toluene	7.55	4.76	1.586	ok	1.584	1.524-1.644
Trichloroethylene	5.35	4.76	1.124	ok	1.124	1.064-1.184
Trichlorofluoromethane	2.32	3.43	0.676	ok	0.676	0.616-0.736
Vinyl chloride	1.90	3.43	0.554	ok	0.553	0.493-0.613
Vinyl Acetate	3.05	3.43	0.889	ok	0.888	0.828-0.948
m,p-Xylene	11.85	10.45	1.134	ok	1.134	1.074-1.194
o-Xylene	12.79	10.45	1.224	ok	1.224	1.164-1.284

Internal Standard	RT (min.)		Mean RT(min.)	RT Range (+ /- 0.33)	Area		Mean Area	Area Range (+ /- 40 %)
Bromochloromethane	3.43	ok	3.44	3.11-3.77	52169	ok	52567	31540-73594
1,4-Difluorobenzene	4.76	ok	4.77	4.44-5.10	265394	ok	267062	160237-373887
Chlorobenzene-D5	10.45	ok	10.45	10.12-10.78	237992	ok	240629	144377-336881

Initial Calibration Retention Time/Internal Standard Area Summary

Job Number: JD61280
Account: CARICH C. A. Rich Consultants
Project: Brent Mako Building 3 Investigation, Enter Lane, Islandia, NY

Sample Number	Lab File ID	Injected	By	Level	Inst ID	Method	
V2W2776-IC2776	2W62383.D	12/14/22 17:55	TCH	0.04	GCMS2W	TO-15	
V2W2776-IC2776	2W62384.D	12/14/22 18:28	TCH	0.1	GCMS2W	TO-15	
V2W2776-IC2776	2W62385.D	12/14/22 18:59	TCH	0.2	GCMS2W	TO-15	
V2W2776-IC2776	2W62386.D	12/14/22 19:31	TCH	0.5	GCMS2W	TO-15	
V2W2776-IC2776	2W62388.D	12/14/22 20:33	TCH	5	GCMS2W	TO-15	
V2W2776-ICC2776	2W62389.D	12/14/22 21:05	TCH	10	GCMS2W	TO-15	
V2W2776-IC2776	2W62390.D	12/14/22 21:37	TCH	20	GCMS2W	TO-15	Reporting this level
V2W2776-IC2776	2W62391.D	12/14/22 22:12	TCH	40	GCMS2W	TO-15	
V2W2776-IC2776	2W62392.D	12/14/22 22:47	TCH	50	GCMS2W	TO-15	

Target Compound	RT (min.)	Istd RT (min.)	Rel RT		Mean Rel RT	Rel RT Range (+ /- .06)
Acetone (2-Propanone)	2.26	3.44	0.657	ok	0.659	0.599-0.719
Acrolein	2.22	3.44	0.645	ok	0.647	0.587-0.707
Acrylonitrile	2.41	3.44	0.701	ok	0.702	0.642-0.762
Acetonitrile	2.18	3.44	0.634	ok	0.634	0.574-0.694
1,3-Butadiene	1.95	3.44	0.567	ok	0.567	0.507-0.627
Benzene	4.43	3.44	1.288	ok	1.289	1.229-1.349
Bromobenzene	14.18	10.45	1.357	ok	1.357	1.297-1.417
Bromodichloromethane	5.30	4.77	1.111	ok	1.112	1.052-1.172
Bromoform	11.66	10.45	1.116	ok	1.116	1.056-1.176
Bromomethane	2.03	3.44	0.590	ok	0.590	0.530-0.650
Bromoethene	2.19	3.44	0.637	ok	0.636	0.576-0.696
n-Butane	1.96	3.44	0.570	ok	0.570	0.510-0.630
n-Butylbenzene	17.53	10.45	1.678	ok	1.678	1.618-1.738
sec-Butylbenzene	17.00	10.45	1.627	ok	1.627	1.567-1.687
tert-Butylbenzene	16.72	10.45	1.600	ok	1.599	1.539-1.659
Carbon disulfide	2.66	3.44	0.773	ok	0.774	0.714-0.834
Chlorobenzene	10.53	10.45	1.008	ok	1.007	0.947-1.067
Chlorodifluoromethane	1.76	3.44	0.512	ok	0.512	0.452-0.572
Chloroethane	2.08	3.44	0.605	ok	0.605	0.545-0.665
Chlorotrifluoroethene	1.77	3.44	0.515	ok	0.516	0.456-0.576
Chloroform	3.51	3.44	1.020	ok	1.022	0.962-1.082
Chloromethane	1.84	3.44	0.535	ok	0.535	0.475-0.595
3-Chloropropene	2.60	3.44	0.756	ok	0.757	0.697-0.817
2-Chlorotoluene	15.32	10.45	1.466	ok	1.466	1.406-1.526
Carbon tetrachloride	4.55	3.44	1.323	ok	1.323	1.263-1.383
Cyclohexane	4.65	4.77	0.975	ok	0.974	0.914-1.034
1,1-Dichloroethane	2.98	3.44	0.866	ok	0.866	0.806-0.926
1,1-Dichloroethylene	2.53	3.44	0.735	ok	0.735	0.675-0.795
1,2-Dibromoethane (EDB)	8.44	4.77	1.769	ok	1.770	1.710-1.830
1,2-Dichloroethane	3.94	3.44	1.145	ok	1.147	1.087-1.207
1,2-Dichloropropane	5.12	4.77	1.073	ok	1.073	1.013-1.133
1,3-Dichloropropane	7.61	4.77	1.595	ok	1.595	1.535-1.655
1,4-Dioxane	5.37	4.77	1.126	ok	1.135	1.075-1.195
Dichlorodifluoromethane	1.79	3.44	0.520	ok	0.521	0.461-0.581
Dichlorofluoromethane	2.11	3.44	0.613	ok	0.613	0.553-0.673
Dibromochloromethane	8.10	4.77	1.698	ok	1.697	1.637-1.757
Dibromomethane	5.07	4.77	1.063	ok	1.064	1.004-1.124
trans-1,2-Dichloroethylene	2.90	3.44	0.843	ok	0.844	0.784-0.904
cis-1,2-Dichloroethylene	3.36	3.44	0.977	ok	0.977	0.917-1.037

Initial Calibration Retention Time/Internal Standard Area Summary

Job Number: JD61280
Account: CARICH C. A. Rich Consultants
Project: Brent Mako Building 3 Investigation, Enter Lane, Islandia, NY

Sample Number	Lab File ID	Injected	By	Level	Inst ID	Method	
V2W2776-IC2776	2W62383.D	12/14/22 17:55	TCH	0.04	GCMS2W	TO-15	
V2W2776-IC2776	2W62384.D	12/14/22 18:28	TCH	0.1	GCMS2W	TO-15	
V2W2776-IC2776	2W62385.D	12/14/22 18:59	TCH	0.2	GCMS2W	TO-15	
V2W2776-IC2776	2W62386.D	12/14/22 19:31	TCH	0.5	GCMS2W	TO-15	
V2W2776-IC2776	2W62388.D	12/14/22 20:33	TCH	5	GCMS2W	TO-15	
V2W2776-ICC2776	2W62389.D	12/14/22 21:05	TCH	10	GCMS2W	TO-15	
V2W2776-IC2776	2W62390.D	12/14/22 21:37	TCH	20	GCMS2W	TO-15	Reporting this level
V2W2776-IC2776	2W62391.D	12/14/22 22:12	TCH	40	GCMS2W	TO-15	
V2W2776-IC2776	2W62392.D	12/14/22 22:47	TCH	50	GCMS2W	TO-15	

Target Compound	RT (min.)	Istd RT (min.)	Rel RT		Mean Rel RT	Rel RT Range (+ /- .06)
cis-1,3-Dichloropropene	6.32	4.77	1.325	ok	1.325	1.265-1.385
m-Dichlorobenzene	16.78	10.45	1.606	ok	1.606	1.546-1.666
o-Dichlorobenzene	17.16	10.45	1.642	ok	1.642	1.582-1.702
p-Dichlorobenzene	16.87	10.45	1.614	ok	1.614	1.554-1.674
trans-1,3-Dichloropropene	7.01	4.77	1.470	ok	1.470	1.410-1.530
Di-Isopropyl ether	3.50	3.44	1.017	ok	1.020	0.960-1.080
2,3-Dimethylpentane	4.91	4.77	1.029	ok	1.029	0.969-1.089
2,4-Dimethylpentane	4.03	3.44	1.172	ok	1.172	1.112-1.232
Ethanol	2.11	3.44	0.613	ok	0.615	0.555-0.675
Ethylbenzene	11.42	10.45	1.093	ok	1.092	1.032-1.152
Ethyl Acetate	3.50	3.44	1.017	ok	1.020	0.960-1.080
Ethyl Acrylate	5.24	4.77	1.099	ok	1.101	1.041-1.161
4-Ethyltoluene	16.07	10.45	1.538	ok	1.537	1.477-1.597
Freon 113	2.66	3.44	0.773	ok	0.774	0.714-0.834
Freon 114	1.87	3.44	0.544	ok	0.544	0.484-0.604
Freon 123	2.24	3.44	0.651	ok	0.651	0.591-0.711
Freon 123A	2.25	3.44	0.654	ok	0.655	0.595-0.715
Freon 142B	1.83	3.44	0.532	ok	0.532	0.472-0.592
Freon 152A	1.75	3.44	0.509	ok	0.509	0.449-0.569
Heptane	5.78	4.77	1.212	ok	1.212	1.152-1.272
Hexachlorobutadiene	18.75	10.45	1.794	ok	1.795	1.735-1.855
Hexane	3.49	3.44	1.015	ok	1.016	0.956-1.076
2-Hexanone	8.14	4.77	1.706	ok	1.713	1.653-1.773
Iodomethane	2.50	3.44	0.727	ok	0.727	0.667-0.787
Isopropylbenzene	14.32	10.45	1.370	ok	1.370	1.310-1.430
Isopropyl Alcohol	2.34	3.44	0.680	ok	0.684	0.624-0.744
p-Isopropyltoluene	17.18	10.45	1.644	ok	1.644	1.584-1.704
Methylene chloride	2.56	3.44	0.744	ok	0.745	0.685-0.805
Methyl ethyl ketone	3.15	3.44	0.916	ok	0.919	0.859-0.979
Methyl Isobutyl Ketone	6.43	4.77	1.348	ok	1.353	1.293-1.413
Methyl Tert Butyl Ether	3.01	3.44	0.875	ok	0.879	0.819-0.939
Methylmethacrylate	5.67	4.77	1.189	ok	1.191	1.131-1.251
Naphthalene	18.49	10.45	1.769	ok	1.770	1.710-1.830
Nonane	13.91	10.45	1.331	ok	1.331	1.271-1.391
Octane	9.45	4.77	1.981	ok	1.982	1.922-2.042
Pentane	2.44	3.44	0.709	ok	0.710	0.650-0.770
n-Propylbenzene	15.66	10.45	1.499	ok	1.498	1.438-1.558
Propylene	1.77	3.44	0.515	ok	0.515	0.455-0.575
Styrene	12.58	10.45	1.204	ok	1.203	1.143-1.263

Initial Calibration Retention Time/Internal Standard Area Summary

Job Number: JD61280
Account: CARICH C. A. Rich Consultants
Project: Brent Mako Building 3 Investigation, Enter Lane, Islandia, NY

Sample Number	Lab File ID	Injected	By	Level	Inst ID	Method	
V2W2776-IC2776	2W62383.D	12/14/22 17:55	TCH	0.04	GCMS2W	TO-15	
V2W2776-IC2776	2W62384.D	12/14/22 18:28	TCH	0.1	GCMS2W	TO-15	
V2W2776-IC2776	2W62385.D	12/14/22 18:59	TCH	0.2	GCMS2W	TO-15	
V2W2776-IC2776	2W62386.D	12/14/22 19:31	TCH	0.5	GCMS2W	TO-15	
V2W2776-IC2776	2W62388.D	12/14/22 20:33	TCH	5	GCMS2W	TO-15	
V2W2776-ICC2776	2W62389.D	12/14/22 21:05	TCH	10	GCMS2W	TO-15	
V2W2776-IC2776	2W62390.D	12/14/22 21:37	TCH	20	GCMS2W	TO-15	Reporting this level
V2W2776-IC2776	2W62391.D	12/14/22 22:12	TCH	40	GCMS2W	TO-15	
V2W2776-IC2776	2W62392.D	12/14/22 22:47	TCH	50	GCMS2W	TO-15	

Target Compound	RT (min.)	Istd RT (min.)	Rel RT		Mean Rel RT	Rel RT Range (+ /- .06)
1,1,1-Trichloroethane	4.11	3.44	1.195	ok	1.196	1.136-1.256
1,1,1,2-Tetrachloroethane	10.54	10.45	1.009	ok	1.008	0.948-1.068
1,1,2,2-Tetrachloroethane	12.80	10.45	1.225	ok	1.225	1.165-1.285
1,1,2-Trichloroethane	7.17	4.77	1.503	ok	1.504	1.444-1.564
1,2,4-Trichlorobenzene	18.44	10.45	1.765	ok	1.765	1.705-1.825
1,2,3-Trichloropropane	13.09	10.45	1.253	ok	1.252	1.192-1.312
1,2,3-Trimethylbenzene	17.11	10.45	1.637	ok	1.638	1.578-1.698
1,2,4-Trimethylbenzene	16.73	10.45	1.601	ok	1.600	1.540-1.660
1,3,5-Trimethylbenzene	16.24	10.45	1.554	ok	1.554	1.494-1.614
2,2,4-Trimethylpentane	5.45	4.77	1.143	ok	1.144	1.084-1.204
Tertiary Butyl Alcohol	2.54	3.44	0.738	ok	0.744	0.684-0.804
Tetrachloroethylene	9.31	4.77	1.952	ok	1.952	1.892-2.012
Tetrahydrofuran	3.73	3.44	1.084	ok	1.090	1.030-1.150
Toluene	7.55	4.77	1.583	ok	1.584	1.524-1.644
Trichloroethylene	5.36	4.77	1.124	ok	1.124	1.064-1.184
Trichlorofluoromethane	2.32	3.44	0.674	ok	0.676	0.616-0.736
Vinyl chloride	1.90	3.44	0.552	ok	0.553	0.493-0.613
Vinyl Acetate	3.05	3.44	0.887	ok	0.888	0.828-0.948
m,p-Xylene	11.85	10.45	1.134	ok	1.134	1.074-1.194
o-Xylene	12.79	10.45	1.224	ok	1.224	1.164-1.284

Internal Standard	RT (min.)		Mean RT(min.)	RT Range (+ /- 0.33)	Area		Mean Area	Area Range (+ /- 40 %)
Bromochloromethane	3.44	ok	3.44	3.11-3.77	53995	ok	52567	31540-73594
1,4-Difluorobenzene	4.77	ok	4.77	4.44-5.10	274154	ok	267062	160237-373887
Chlorobenzene-D5	10.45	ok	10.45	10.12-10.78	248143	ok	240629	144377-336881

Initial Calibration Retention Time/Internal Standard Area Summary

Job Number: JD61280
Account: CARICH C. A. Rich Consultants
Project: Brent Mako Building 3 Investigation, Enter Lane, Islandia, NY

Sample Number	Lab File ID	Injected	By	Level	Inst ID	Method	
V2W2776-IC2776	2W62383.D	12/14/22 17:55	TCH	0.04	GCMS2W	TO-15	
V2W2776-IC2776	2W62384.D	12/14/22 18:28	TCH	0.1	GCMS2W	TO-15	
V2W2776-IC2776	2W62385.D	12/14/22 18:59	TCH	0.2	GCMS2W	TO-15	
V2W2776-IC2776	2W62386.D	12/14/22 19:31	TCH	0.5	GCMS2W	TO-15	
V2W2776-IC2776	2W62388.D	12/14/22 20:33	TCH	5	GCMS2W	TO-15	
V2W2776-ICC2776	2W62389.D	12/14/22 21:05	TCH	10	GCMS2W	TO-15	
V2W2776-IC2776	2W62390.D	12/14/22 21:37	TCH	20	GCMS2W	TO-15	
V2W2776-IC2776	2W62391.D	12/14/22 22:12	TCH	40	GCMS2W	TO-15	Reporting this level
V2W2776-IC2776	2W62392.D	12/14/22 22:47	TCH	50	GCMS2W	TO-15	

Target Compound	RT (min.)	Istd RT (min.)	Rel RT		Mean Rel RT	Rel RT Range (+ /- .06)
Acetone (2-Propanone)	2.26	3.43	0.659	ok	0.659	0.599-0.719
Acrolein	2.22	3.43	0.647	ok	0.647	0.587-0.707
Acrylonitrile	2.41	3.43	0.703	ok	0.702	0.642-0.762
Acetonitrile	2.17	3.43	0.633	ok	0.634	0.574-0.694
1,3-Butadiene	1.94	3.43	0.566	ok	0.567	0.507-0.627
Benzene	4.43	3.43	1.292	ok	1.289	1.229-1.349
Bromobenzene	14.19	10.45	1.358	ok	1.357	1.297-1.417
Bromodichloromethane	5.30	4.77	1.111	ok	1.112	1.052-1.172
Bromoform	11.67	10.45	1.117	ok	1.116	1.056-1.176
Bromomethane	2.02	3.43	0.589	ok	0.590	0.530-0.650
Bromoethene	2.18	3.43	0.636	ok	0.636	0.576-0.696
n-Butane	1.96	3.43	0.571	ok	0.570	0.510-0.630
n-Butylbenzene	17.53	10.45	1.678	ok	1.678	1.618-1.738
sec-Butylbenzene	17.00	10.45	1.627	ok	1.627	1.567-1.687
tert-Butylbenzene	16.72	10.45	1.600	ok	1.599	1.539-1.659
Carbon disulfide	2.66	3.43	0.776	ok	0.774	0.714-0.834
Chlorobenzene	10.53	10.45	1.008	ok	1.007	0.947-1.067
Chlorodifluoromethane	1.76	3.43	0.513	ok	0.512	0.452-0.572
Chloroethane	2.08	3.43	0.606	ok	0.605	0.545-0.665
Chlorotrifluoroethene	1.77	3.43	0.516	ok	0.516	0.456-0.576
Chloroform	3.51	3.43	1.023	ok	1.022	0.962-1.082
Chloromethane	1.84	3.43	0.536	ok	0.535	0.475-0.595
3-Chloropropene	2.60	3.43	0.758	ok	0.757	0.697-0.817
2-Chlorotoluene	15.32	10.45	1.466	ok	1.466	1.406-1.526
Carbon tetrachloride	4.55	3.43	1.327	ok	1.323	1.263-1.383
Cyclohexane	4.65	4.77	0.975	ok	0.974	0.914-1.034
1,1-Dichloroethane	2.98	3.43	0.869	ok	0.866	0.806-0.926
1,1-Dichloroethylene	2.52	3.43	0.735	ok	0.735	0.675-0.795
1,2-Dibromoethane (EDB)	8.45	4.77	1.771	ok	1.770	1.710-1.830
1,2-Dichloroethane	3.94	3.43	1.149	ok	1.147	1.087-1.207
1,2-Dichloropropane	5.12	4.77	1.073	ok	1.073	1.013-1.133
1,3-Dichloropropane	7.61	4.77	1.595	ok	1.595	1.535-1.655
1,4-Dioxane	5.37	4.77	1.126	ok	1.135	1.075-1.195
Dichlorodifluoromethane	1.79	3.43	0.522	ok	0.521	0.461-0.581
Dichlorofluoromethane	2.10	3.43	0.612	ok	0.613	0.553-0.673
Dibromochloromethane	8.09	4.77	1.696	ok	1.697	1.637-1.757
Dibromomethane	5.08	4.77	1.065	ok	1.064	1.004-1.124
trans-1,2-Dichloroethylene	2.90	3.43	0.845	ok	0.844	0.784-0.904
cis-1,2-Dichloroethylene	3.36	3.43	0.980	ok	0.977	0.917-1.037

Initial Calibration Retention Time/Internal Standard Area Summary

Job Number: JD61280
Account: CARICH C. A. Rich Consultants
Project: Brent Mako Building 3 Investigation, Enter Lane, Islandia, NY

Sample Number	Lab File ID	Injected	By	Level	Inst ID	Method	
V2W2776-IC2776	2W62383.D	12/14/22 17:55	TCH	0.04	GCMS2W	TO-15	
V2W2776-IC2776	2W62384.D	12/14/22 18:28	TCH	0.1	GCMS2W	TO-15	
V2W2776-IC2776	2W62385.D	12/14/22 18:59	TCH	0.2	GCMS2W	TO-15	
V2W2776-IC2776	2W62386.D	12/14/22 19:31	TCH	0.5	GCMS2W	TO-15	
V2W2776-IC2776	2W62388.D	12/14/22 20:33	TCH	5	GCMS2W	TO-15	
V2W2776-ICC2776	2W62389.D	12/14/22 21:05	TCH	10	GCMS2W	TO-15	
V2W2776-IC2776	2W62390.D	12/14/22 21:37	TCH	20	GCMS2W	TO-15	
V2W2776-IC2776	2W62391.D	12/14/22 22:12	TCH	40	GCMS2W	TO-15	Reporting this level
V2W2776-IC2776	2W62392.D	12/14/22 22:47	TCH	50	GCMS2W	TO-15	

Target Compound	RT (min.)	Istd RT (min.)	Rel RT		Mean Rel RT	Rel RT Range (+ /- .06)
cis-1,3-Dichloropropene	6.32	4.77	1.325	ok	1.325	1.265-1.385
m-Dichlorobenzene	16.79	10.45	1.607	ok	1.606	1.546-1.666
o-Dichlorobenzene	17.17	10.45	1.643	ok	1.642	1.582-1.702
p-Dichlorobenzene	16.87	10.45	1.614	ok	1.614	1.554-1.674
trans-1,3-Dichloropropene	7.01	4.77	1.470	ok	1.470	1.410-1.530
Di-Isopropyl ether	3.50	3.43	1.020	ok	1.020	0.960-1.080
2,3-Dimethylpentane	4.91	4.77	1.029	ok	1.029	0.969-1.089
2,4-Dimethylpentane	4.03	3.43	1.175	ok	1.172	1.112-1.232
Ethanol	2.11	3.43	0.615	ok	0.615	0.555-0.675
Ethylbenzene	11.42	10.45	1.093	ok	1.092	1.032-1.152
Ethyl Acetate	3.50	3.43	1.020	ok	1.020	0.960-1.080
Ethyl Acrylate	5.24	4.77	1.099	ok	1.101	1.041-1.161
4-Ethyltoluene	16.07	10.45	1.538	ok	1.537	1.477-1.597
Freon 113	2.66	3.43	0.776	ok	0.774	0.714-0.834
Freon 114	1.87	3.43	0.545	ok	0.544	0.484-0.604
Freon 123	2.23	3.43	0.650	ok	0.651	0.591-0.711
Freon 123A	2.25	3.43	0.656	ok	0.655	0.595-0.715
Freon 142B	1.83	3.43	0.534	ok	0.532	0.472-0.592
Freon 152A	1.75	3.43	0.510	ok	0.509	0.449-0.569
Heptane	5.78	4.77	1.212	ok	1.212	1.152-1.272
Hexachlorobutadiene	18.76	10.45	1.795	ok	1.795	1.735-1.855
Hexane	3.49	3.43	1.017	ok	1.016	0.956-1.076
2-Hexanone	8.14	4.77	1.706	ok	1.713	1.653-1.773
Iodomethane	2.50	3.43	0.729	ok	0.727	0.667-0.787
Isopropylbenzene	14.32	10.45	1.370	ok	1.370	1.310-1.430
Isopropyl Alcohol	2.34	3.43	0.682	ok	0.684	0.624-0.744
p-Isopropyltoluene	17.18	10.45	1.644	ok	1.644	1.584-1.704
Methylene chloride	2.56	3.43	0.746	ok	0.745	0.685-0.805
Methyl ethyl ketone	3.15	3.43	0.918	ok	0.919	0.859-0.979
Methyl Isobutyl Ketone	6.43	4.77	1.348	ok	1.353	1.293-1.413
Methyl Tert Butyl Ether	3.01	3.43	0.878	ok	0.879	0.819-0.939
Methylmethacrylate	5.67	4.77	1.189	ok	1.191	1.131-1.251
Naphthalene	18.50	10.45	1.770	ok	1.770	1.710-1.830
Nonane	13.92	10.45	1.332	ok	1.331	1.271-1.391
Octane	9.45	4.77	1.981	ok	1.982	1.922-2.042
Pentane	2.44	3.43	0.711	ok	0.710	0.650-0.770
n-Propylbenzene	15.66	10.45	1.499	ok	1.498	1.438-1.558
Propylene	1.77	3.43	0.516	ok	0.515	0.455-0.575
Styrene	12.58	10.45	1.204	ok	1.203	1.143-1.263

Initial Calibration Retention Time/Internal Standard Area Summary

Job Number: JD61280
Account: CARICH C. A. Rich Consultants
Project: Brent Mako Building 3 Investigation, Enter Lane, Islandia, NY

Sample Number	Lab File ID	Injected	By	Level	Inst ID	Method	
V2W2776-IC2776	2W62383.D	12/14/22 17:55	TCH	0.04	GCMS2W	TO-15	
V2W2776-IC2776	2W62384.D	12/14/22 18:28	TCH	0.1	GCMS2W	TO-15	
V2W2776-IC2776	2W62385.D	12/14/22 18:59	TCH	0.2	GCMS2W	TO-15	
V2W2776-IC2776	2W62386.D	12/14/22 19:31	TCH	0.5	GCMS2W	TO-15	
V2W2776-IC2776	2W62388.D	12/14/22 20:33	TCH	5	GCMS2W	TO-15	
V2W2776-ICC2776	2W62389.D	12/14/22 21:05	TCH	10	GCMS2W	TO-15	
V2W2776-IC2776	2W62390.D	12/14/22 21:37	TCH	20	GCMS2W	TO-15	
V2W2776-IC2776	2W62391.D	12/14/22 22:12	TCH	40	GCMS2W	TO-15	Reporting this level
V2W2776-IC2776	2W62392.D	12/14/22 22:47	TCH	50	GCMS2W	TO-15	

Target Compound	RT (min.)	Istd RT (min.)	Rel RT		Mean Rel RT	Rel RT Range (+ /- .06)
1,1,1-Trichloroethane	4.11	3.43	1.198	ok	1.196	1.136-1.256
1,1,1,2-Tetrachloroethane	10.54	10.45	1.009	ok	1.008	0.948-1.068
1,1,2,2-Tetrachloroethane	12.81	10.45	1.226	ok	1.225	1.165-1.285
1,1,2-Trichloroethane	7.18	4.77	1.505	ok	1.504	1.444-1.564
1,2,4-Trichlorobenzene	18.45	10.45	1.766	ok	1.765	1.705-1.825
1,2,3-Trichloropropane	13.09	10.45	1.253	ok	1.252	1.192-1.312
1,2,3-Trimethylbenzene	17.12	10.45	1.638	ok	1.638	1.578-1.698
1,2,4-Trimethylbenzene	16.73	10.45	1.601	ok	1.600	1.540-1.660
1,3,5-Trimethylbenzene	16.24	10.45	1.554	ok	1.554	1.494-1.614
2,2,4-Trimethylpentane	5.46	4.77	1.145	ok	1.144	1.084-1.204
Tertiary Butyl Alcohol	2.54	3.43	0.741	ok	0.744	0.684-0.804
Tetrachloroethylene	9.31	4.77	1.952	ok	1.952	1.892-2.012
Tetrahydrofuran	3.73	3.43	1.087	ok	1.090	1.030-1.150
Toluene	7.55	4.77	1.583	ok	1.584	1.524-1.644
Trichloroethylene	5.36	4.77	1.124	ok	1.124	1.064-1.184
Trichlorofluoromethane	2.32	3.43	0.676	ok	0.676	0.616-0.736
Vinyl chloride	1.90	3.43	0.554	ok	0.553	0.493-0.613
Vinyl Acetate	3.05	3.43	0.889	ok	0.888	0.828-0.948
m,p-Xylene	11.86	10.45	1.135	ok	1.134	1.074-1.194
o-Xylene	12.80	10.45	1.225	ok	1.224	1.164-1.284

Internal Standard	RT (min.)		Mean RT(min.)	RT Range (+ /- 0.33)	Area		Mean Area	Area Range (+ /- 40 %)
Bromochloromethane	3.43	ok	3.44	3.11-3.77	55525	ok	52567	31540-73594
1,4-Difluorobenzene	4.77	ok	4.77	4.44-5.10	278211	ok	267062	160237-373887
Chlorobenzene-D5	10.45	ok	10.45	10.12-10.78	250406	ok	240629	144377-336881

Initial Calibration Retention Time/Internal Standard Area Summary

Job Number: JD61280
Account: CARICH C. A. Rich Consultants
Project: Brent Mako Building 3 Investigation, Enter Lane, Islandia, NY

Sample Number	Lab File ID	Injected	By	Level	Inst ID	Method	
V2W2776-IC2776	2W62383.D	12/14/22 17:55	TCH	0.04	GCMS2W	TO-15	
V2W2776-IC2776	2W62384.D	12/14/22 18:28	TCH	0.1	GCMS2W	TO-15	
V2W2776-IC2776	2W62385.D	12/14/22 18:59	TCH	0.2	GCMS2W	TO-15	
V2W2776-IC2776	2W62386.D	12/14/22 19:31	TCH	0.5	GCMS2W	TO-15	
V2W2776-IC2776	2W62388.D	12/14/22 20:33	TCH	5	GCMS2W	TO-15	
V2W2776-ICC2776	2W62389.D	12/14/22 21:05	TCH	10	GCMS2W	TO-15	
V2W2776-IC2776	2W62390.D	12/14/22 21:37	TCH	20	GCMS2W	TO-15	
V2W2776-IC2776	2W62391.D	12/14/22 22:12	TCH	40	GCMS2W	TO-15	
V2W2776-IC2776	2W62392.D	12/14/22 22:47	TCH	50	GCMS2W	TO-15	Reporting this level

Target Compound	RT (min.)	Istd RT (min.)	Rel RT		Mean Rel RT	Rel RT Range (+ /- .06)
Acetone (2-Propanone)	2.26	3.44	0.657	ok	0.659	0.599-0.719
Acrolein	2.22	3.44	0.645	ok	0.647	0.587-0.707
Acrylonitrile	2.41	3.44	0.701	ok	0.702	0.642-0.762
Acetonitrile	2.18	3.44	0.634	ok	0.634	0.574-0.694
1,3-Butadiene	1.95	3.44	0.567	ok	0.567	0.507-0.627
Benzene	4.43	3.44	1.288	ok	1.289	1.229-1.349
Bromobenzene	14.20	10.45	1.359	ok	1.357	1.297-1.417
Bromodichloromethane	5.31	4.77	1.113	ok	1.112	1.052-1.172
Bromoform	11.67	10.45	1.117	ok	1.116	1.056-1.176
Bromomethane	2.03	3.44	0.590	ok	0.590	0.530-0.650
Bromoethene	2.19	3.44	0.637	ok	0.636	0.576-0.696
n-Butane	1.96	3.44	0.570	ok	0.570	0.510-0.630
n-Butylbenzene	17.54	10.45	1.678	ok	1.678	1.618-1.738
sec-Butylbenzene	17.01	10.45	1.628	ok	1.627	1.567-1.687
tert-Butylbenzene	16.72	10.45	1.600	ok	1.599	1.539-1.659
Carbon disulfide	2.66	3.44	0.773	ok	0.774	0.714-0.834
Chlorobenzene	10.54	10.45	1.009	ok	1.007	0.947-1.067
Chlorodifluoromethane	1.76	3.44	0.512	ok	0.512	0.452-0.572
Chloroethane	2.08	3.44	0.605	ok	0.605	0.545-0.665
Chlorotrifluoroethene	1.78	3.44	0.517	ok	0.516	0.456-0.576
Chloroform	3.52	3.44	1.023	ok	1.022	0.962-1.082
Chloromethane	1.84	3.44	0.535	ok	0.535	0.475-0.595
3-Chloropropene	2.60	3.44	0.756	ok	0.757	0.697-0.817
2-Chlorotoluene	15.33	10.45	1.467	ok	1.466	1.406-1.526
Carbon tetrachloride	4.55	3.44	1.323	ok	1.323	1.263-1.383
Cyclohexane	4.65	4.77	0.975	ok	0.974	0.914-1.034
1,1-Dichloroethane	2.98	3.44	0.866	ok	0.866	0.806-0.926
1,1-Dichloroethylene	2.53	3.44	0.735	ok	0.735	0.675-0.795
1,2-Dibromoethane (EDB)	8.45	4.77	1.771	ok	1.770	1.710-1.830
1,2-Dichloroethane	3.94	3.44	1.145	ok	1.147	1.087-1.207
1,2-Dichloropropane	5.12	4.77	1.073	ok	1.073	1.013-1.133
1,3-Dichloropropane	7.61	4.77	1.595	ok	1.595	1.535-1.655
1,4-Dioxane	5.37	4.77	1.126	ok	1.135	1.075-1.195
Dichlorodifluoromethane	1.79	3.44	0.520	ok	0.521	0.461-0.581
Dichlorofluoromethane	2.11	3.44	0.613	ok	0.613	0.553-0.673
Dibromochloromethane	8.10	4.77	1.698	ok	1.697	1.637-1.757
Dibromomethane	5.08	4.77	1.065	ok	1.064	1.004-1.124
trans-1,2-Dichloroethylene	2.90	3.44	0.843	ok	0.844	0.784-0.904
cis-1,2-Dichloroethylene	3.36	3.44	0.977	ok	0.977	0.917-1.037

Initial Calibration Retention Time/Internal Standard Area Summary

Job Number: JD61280
Account: CARICH C. A. Rich Consultants
Project: Brent Mako Building 3 Investigation, Enter Lane, Islandia, NY

Sample Number	Lab File ID	Injected	By	Level	Inst ID	Method	
V2W2776-IC2776	2W62383.D	12/14/22 17:55	TCH	0.04	GCMS2W	TO-15	
V2W2776-IC2776	2W62384.D	12/14/22 18:28	TCH	0.1	GCMS2W	TO-15	
V2W2776-IC2776	2W62385.D	12/14/22 18:59	TCH	0.2	GCMS2W	TO-15	
V2W2776-IC2776	2W62386.D	12/14/22 19:31	TCH	0.5	GCMS2W	TO-15	
V2W2776-IC2776	2W62388.D	12/14/22 20:33	TCH	5	GCMS2W	TO-15	
V2W2776-ICC2776	2W62389.D	12/14/22 21:05	TCH	10	GCMS2W	TO-15	
V2W2776-IC2776	2W62390.D	12/14/22 21:37	TCH	20	GCMS2W	TO-15	
V2W2776-IC2776	2W62391.D	12/14/22 22:12	TCH	40	GCMS2W	TO-15	
V2W2776-IC2776	2W62392.D	12/14/22 22:47	TCH	50	GCMS2W	TO-15	Reporting this level

Target Compound	RT (min.)	Istd RT (min.)	Rel RT		Mean Rel RT	Rel RT Range (+ /- .06)
cis-1,3-Dichloropropene	6.32	4.77	1.325	ok	1.325	1.265-1.385
m-Dichlorobenzene	16.79	10.45	1.607	ok	1.606	1.546-1.666
o-Dichlorobenzene	17.17	10.45	1.643	ok	1.642	1.582-1.702
p-Dichlorobenzene	16.87	10.45	1.614	ok	1.614	1.554-1.674
trans-1,3-Dichloropropene	7.01	4.77	1.470	ok	1.470	1.410-1.530
Di-Isopropyl ether	3.50	3.44	1.017	ok	1.020	0.960-1.080
2,3-Dimethylpentane	4.91	4.77	1.029	ok	1.029	0.969-1.089
2,4-Dimethylpentane	4.03	3.44	1.172	ok	1.172	1.112-1.232
Ethanol	2.11	3.44	0.613	ok	0.615	0.555-0.675
Ethylbenzene	11.42	10.45	1.093	ok	1.092	1.032-1.152
Ethyl Acetate	3.50	3.44	1.017	ok	1.020	0.960-1.080
Ethyl Acrylate	5.24	4.77	1.099	ok	1.101	1.041-1.161
4-Ethyltoluene	16.07	10.45	1.538	ok	1.537	1.477-1.597
Freon 113	2.66	3.44	0.773	ok	0.774	0.714-0.834
Freon 114	1.87	3.44	0.544	ok	0.544	0.484-0.604
Freon 123	2.24	3.44	0.651	ok	0.651	0.591-0.711
Freon 123A	2.25	3.44	0.654	ok	0.655	0.595-0.715
Freon 142B	1.83	3.44	0.532	ok	0.532	0.472-0.592
Freon 152A	1.75	3.44	0.509	ok	0.509	0.449-0.569
Heptane	5.78	4.77	1.212	ok	1.212	1.152-1.272
Hexachlorobutadiene	18.76	10.45	1.795	ok	1.795	1.735-1.855
Hexane	3.49	3.44	1.015	ok	1.016	0.956-1.076
2-Hexanone	8.14	4.77	1.706	ok	1.713	1.653-1.773
Iodomethane	2.50	3.44	0.727	ok	0.727	0.667-0.787
Isopropylbenzene	14.32	10.45	1.370	ok	1.370	1.310-1.430
Isopropyl Alcohol	2.34	3.44	0.680	ok	0.684	0.624-0.744
p-Isopropyltoluene	17.19	10.45	1.645	ok	1.644	1.584-1.704
Methylene chloride	2.56	3.44	0.744	ok	0.745	0.685-0.805
Methyl ethyl ketone	3.15	3.44	0.916	ok	0.919	0.859-0.979
Methyl Isobutyl Ketone	6.43	4.77	1.348	ok	1.353	1.293-1.413
Methyl Tert Butyl Ether	3.01	3.44	0.875	ok	0.879	0.819-0.939
Methylmethacrylate	5.68	4.77	1.191	ok	1.191	1.131-1.251
Naphthalene	18.50	10.45	1.770	ok	1.770	1.710-1.830
Nonane	13.92	10.45	1.332	ok	1.331	1.271-1.391
Octane	9.46	4.77	1.983	ok	1.982	1.922-2.042
Pentane	2.44	3.44	0.709	ok	0.710	0.650-0.770
n-Propylbenzene	15.67	10.45	1.500	ok	1.498	1.438-1.558
Propylene	1.77	3.44	0.515	ok	0.515	0.455-0.575
Styrene	12.58	10.45	1.204	ok	1.203	1.143-1.263

Initial Calibration Retention Time/Internal Standard Area Summary

Job Number: JD61280
Account: CARICH C. A. Rich Consultants
Project: Brent Mako Building 3 Investigation, Enter Lane, Islandia, NY

Sample Number	Lab File ID	Injected	By	Level	Inst ID	Method	
V2W2776-IC2776	2W62383.D	12/14/22 17:55	TCH	0.04	GCMS2W	TO-15	
V2W2776-IC2776	2W62384.D	12/14/22 18:28	TCH	0.1	GCMS2W	TO-15	
V2W2776-IC2776	2W62385.D	12/14/22 18:59	TCH	0.2	GCMS2W	TO-15	
V2W2776-IC2776	2W62386.D	12/14/22 19:31	TCH	0.5	GCMS2W	TO-15	
V2W2776-IC2776	2W62388.D	12/14/22 20:33	TCH	5	GCMS2W	TO-15	
V2W2776-ICC2776	2W62389.D	12/14/22 21:05	TCH	10	GCMS2W	TO-15	
V2W2776-IC2776	2W62390.D	12/14/22 21:37	TCH	20	GCMS2W	TO-15	
V2W2776-IC2776	2W62391.D	12/14/22 22:12	TCH	40	GCMS2W	TO-15	
V2W2776-IC2776	2W62392.D	12/14/22 22:47	TCH	50	GCMS2W	TO-15	Reporting this level

Target Compound	RT (min.)	Istd RT (min.)	Rel RT		Mean Rel RT	Rel RT Range (+ /- .06)
1,1,1-Trichloroethane	4.11	3.44	1.195	ok	1.196	1.136-1.256
1,1,1,2-Tetrachloroethane	10.55	10.45	1.010	ok	1.008	0.948-1.068
1,1,2,2-Tetrachloroethane	12.81	10.45	1.226	ok	1.225	1.165-1.285
1,1,2-Trichloroethane	7.18	4.77	1.505	ok	1.504	1.444-1.564
1,2,4-Trichlorobenzene	18.45	10.45	1.766	ok	1.765	1.705-1.825
1,2,3-Trichloropropane	13.10	10.45	1.254	ok	1.252	1.192-1.312
1,2,3-Trimethylbenzene	17.12	10.45	1.638	ok	1.638	1.578-1.698
1,2,4-Trimethylbenzene	16.73	10.45	1.601	ok	1.600	1.540-1.660
1,3,5-Trimethylbenzene	16.24	10.45	1.554	ok	1.554	1.494-1.614
2,2,4-Trimethylpentane	5.46	4.77	1.145	ok	1.144	1.084-1.204
Tertiary Butyl Alcohol	2.54	3.44	0.738	ok	0.744	0.684-0.804
Tetrachloroethylene	9.31	4.77	1.952	ok	1.952	1.892-2.012
Tetrahydrofuran	3.73	3.44	1.084	ok	1.090	1.030-1.150
Toluene	7.55	4.77	1.583	ok	1.584	1.524-1.644
Trichloroethylene	5.36	4.77	1.124	ok	1.124	1.064-1.184
Trichlorofluoromethane	2.32	3.44	0.674	ok	0.676	0.616-0.736
Vinyl chloride	1.90	3.44	0.552	ok	0.553	0.493-0.613
Vinyl Acetate	3.05	3.44	0.887	ok	0.888	0.828-0.948
m,p-Xylene	11.86	10.45	1.135	ok	1.134	1.074-1.194
o-Xylene	12.80	10.45	1.225	ok	1.224	1.164-1.284

Internal Standard	RT (min.)		Mean RT(min.)	RT Range (+ /- 0.33)	Area		Mean Area	Area Range (+ /- 40 %)
Bromochloromethane	3.44	ok	3.44	3.11-3.77	57243	ok	52567	31540-73594
1,4-Difluorobenzene	4.77	ok	4.77	4.44-5.10	287885	ok	267062	160237-373887
Chlorobenzene-D5	10.45	ok	10.45	10.12-10.78	267047	ok	240629	144377-336881

Initial Calibration Retention Time/Internal Standard Area Summary

Job Number: JD61280
Account: CARICH C. A. Rich Consultants
Project: Brent Mako Building 3 Investigation, Enter Lane, Islandia, NY

Sample Number	Lab File ID	Injected	By	Level	Inst ID	Method	
V3W3100-IC3100	3W78714.D	01/06/23 10:20	TCH	0.04	GCMS3W	TO-15	Reporting this level
V3W3100-IC3100	3W78715.D	01/06/23 11:00	TCH	0.1	GCMS3W	TO-15	
V3W3100-IC3100	3W78716.D	01/06/23 11:40	TCH	0.2	GCMS3W	TO-15	
V3W3100-IC3100	3W78717.D	01/06/23 12:21	TCH	0.5	GCMS3W	TO-15	
V3W3100-IC3100	3W78719.D	01/06/23 13:39	TCH	5	GCMS3W	TO-15	
V3W3100-ICC3100	3W78720.D	01/06/23 14:19	TCH	10	GCMS3W	TO-15	
V3W3100-IC3100	3W78721.D	01/06/23 15:01	TCH	20	GCMS3W	TO-15	
V3W3100-IC3100	3W78722.D	01/06/23 15:47	TCH	40	GCMS3W	TO-15	
V3W3100-IC3100	3W78723.D	01/06/23 16:34	TCH	50	GCMS3W	TO-15	

Target Compound	RT (min.)	Istd RT (min.)	Rel RT		Mean Rel RT	Rel RT Range (+ /- .06)
Benzene	9.36	9.66	0.969	ok	0.969	0.909-1.029
Bromobenzene	15.82	13.92	1.136	ok	1.136	1.076-1.196
Bromodichloromethane	10.30	9.66	1.066	ok	1.066	1.006-1.126
Bromoform	14.64	13.92	1.052	ok	1.052	0.992-1.112
Bromomethane	4.94	7.95	0.621	ok	0.622	0.562-0.682
Bromoethene	5.32	7.95	0.669	ok	0.670	0.610-0.730
Benzyl Chloride	17.22	13.92	1.237	ok	1.236	1.176-1.296
n-Butylbenzene	18.06	13.92	1.297	ok	1.296	1.236-1.356
sec-Butylbenzene	17.37	13.92	1.248	ok	1.247	1.187-1.307
tert-Butylbenzene	17.05	13.92	1.225	ok	1.224	1.164-1.284
Carbon disulfide	6.47	7.95	0.814	ok	0.813	0.753-0.873
Chlorobenzene	13.97	13.92	1.004	ok	1.003	0.943-1.063
Chlorotrifluoroethene	4.32	7.95	0.543	ok	0.542	0.482-0.602
Chloroform	8.06	7.95	1.014	ok	1.014	0.954-1.074
Chloromethane	4.50	7.95	0.566	ok	0.564	0.504-0.624
3-Chloropropene	6.30	7.95	0.792	ok	0.791	0.731-0.851
2-Chlorotoluene	16.27	13.92	1.169	ok	1.169	1.109-1.229
Carbon tetrachloride	9.50	7.95	1.195	ok	1.194	1.134-1.254
1,1-Dichloroethane	7.11	7.95	0.894	ok	0.894	0.834-0.954
1,2-Dibromoethane (EDB)	12.80	13.92	0.920	ok	0.919	0.859-0.979
1,2-Dichloroethane	8.71	7.95	1.096	ok	1.095	1.035-1.155
1,2-Dichloropropane	10.11	9.66	1.047	ok	1.047	0.987-1.107
1,3-Dichloropropane	12.15	9.66	1.258	ok	1.256	1.196-1.316
1,4-Dioxane	10.40	9.66	1.077	ok	1.072	1.012-1.132
Dichlorodifluoromethane	4.37	7.95	0.550	ok	0.549	0.489-0.609
Dibromochloromethane	12.55	13.92	0.902	ok	0.901	0.841-0.961
Dibromomethane	10.09	9.66	1.045	ok	1.044	0.984-1.104
trans-1,2-Dichloroethylene	6.95	7.95	0.874	ok	0.873	0.813-0.933
cis-1,3-Dichloropropene	11.15	9.66	1.154	ok	1.154	1.094-1.214
m-Dichlorobenzene	17.24	13.92	1.239	ok	1.238	1.178-1.298
o-Dichlorobenzene	17.72	13.92	1.273	ok	1.272	1.212-1.332
p-Dichlorobenzene	17.31	13.92	1.244	ok	1.243	1.183-1.303
trans-1,3-Dichloropropene	11.67	9.66	1.208	ok	1.207	1.147-1.267
Di-Isopropyl ether	7.98	7.95	1.004	ok	1.001	0.941-1.061
2,4-Dimethylpentane	8.75	7.95	1.101	ok	1.099	1.039-1.159
Ethyl Acrylate	10.11	9.66	1.047	ok	1.045	0.985-1.105
4-Ethyltoluene	16.49	13.92	1.185	ok	1.184	1.124-1.244
Freon 113	6.39	7.95	0.804	ok	0.804	0.744-0.864
Freon 114	4.55	7.95	0.572	ok	0.572	0.512-0.632

Initial Calibration Retention Time/Internal Standard Area Summary

Job Number: JD61280
Account: CARICH C. A. Rich Consultants
Project: Brent Mako Building 3 Investigation, Enter Lane, Islandia, NY

Sample Number	Lab File ID	Injected	By	Level	Inst ID	Method	
V3W3100-IC3100	3W78714.D	01/06/23 10:20	TCH	0.04	GCMS3W	TO-15	Reporting this level
V3W3100-IC3100	3W78715.D	01/06/23 11:00	TCH	0.1	GCMS3W	TO-15	
V3W3100-IC3100	3W78716.D	01/06/23 11:40	TCH	0.2	GCMS3W	TO-15	
V3W3100-IC3100	3W78717.D	01/06/23 12:21	TCH	0.5	GCMS3W	TO-15	
V3W3100-IC3100	3W78719.D	01/06/23 13:39	TCH	5	GCMS3W	TO-15	
V3W3100-ICC3100	3W78720.D	01/06/23 14:19	TCH	10	GCMS3W	TO-15	
V3W3100-IC3100	3W78721.D	01/06/23 15:01	TCH	20	GCMS3W	TO-15	
V3W3100-IC3100	3W78722.D	01/06/23 15:47	TCH	40	GCMS3W	TO-15	
V3W3100-IC3100	3W78723.D	01/06/23 16:34	TCH	50	GCMS3W	TO-15	

Target Compound	RT (min.)	Istd RT (min.)	Rel RT		Mean Rel RT	Rel RT Range (+ /- .06)
Freon 142B	4.47	7.95	0.562	ok	0.562	0.502-0.622
Freon 152A	4.25	7.95	0.535	ok	0.534	0.474-0.594
Heptane	10.59	9.66	1.096	ok	1.096	1.036-1.156
Hexachlorobutadiene	20.23	13.92	1.453	ok	1.453	1.393-1.513
Hexachloroethane	18.49	13.92	1.328	ok	1.328	1.268-1.388
2-Hexanone	12.40	13.92	0.891	ok	0.890	0.830-0.950
Iodomethane	6.07	7.95	0.764	ok	0.763	0.703-0.823
Isopropylbenzene	15.72	13.92	1.129	ok	1.129	1.069-1.189
p-Isopropyltoluene	17.56	13.92	1.261	ok	1.261	1.201-1.321
Methyl ethyl ketone	7.47	7.95	0.940	ok	0.936	0.876-0.996
Methyl Isobutyl Ketone	11.23	9.66	1.163	ok	1.159	1.099-1.219
Methyl Tert Butyl Ether	7.17	7.95	0.902	ok	0.900	0.840-0.960
Methylmethacrylate	10.53	9.66	1.090	ok	1.088	1.028-1.148
Nonane	15.30	13.92	1.099	ok	1.099	1.039-1.159
Octane	13.10	13.92	0.941	ok	0.941	0.881-1.001
n-Propylbenzene	16.32	13.92	1.172	ok	1.172	1.112-1.232
Propylene	4.31	7.95	0.542	ok	0.542	0.482-0.602
Styrene	14.95	13.92	1.074	ok	1.073	1.013-1.133
1,1,1-Trichloroethane	8.94	7.95	1.125	ok	1.124	1.064-1.184
1,1,1,2-Tetrachloroethane	13.95	13.92	1.002	ok	1.002	0.942-1.062
1,2,3-Trichloropropane	15.21	13.92	1.093	ok	1.092	1.032-1.152
1,2,3-Trimethylbenzene	17.56	13.92	1.261	ok	1.260	1.200-1.320
1,2,4-Trimethylbenzene	17.06	13.92	1.226	ok	1.225	1.165-1.285
1,3,5-Trimethylbenzene	16.58	13.92	1.191	ok	1.190	1.130-1.250
2,2,4-Trimethylpentane	10.35	9.66	1.071	ok	1.071	1.011-1.131
Tertiary Butyl Alcohol	6.16	7.95	0.775	ok	0.773	0.713-0.833
Tetrachloroethylene	13.26	13.92	0.953	ok	0.952	0.892-1.012
Tetrahydrofuran	8.49	7.95	1.068	ok	1.062	1.002-1.122
Toluene	12.12	9.66	1.255	ok	1.254	1.194-1.314
Trichloroethylene	10.34	9.66	1.070	ok	1.069	1.009-1.129
Trichlorofluoromethane	5.63	7.95	0.708	ok	0.708	0.648-0.768
Vinyl chloride	4.64	7.95	0.584	ok	0.584	0.524-0.644

Internal Standard	RT (min.)		Mean RT(min.)	RT Range (+ /- 0.33)	Area		Mean Area	Area Range (+ /- 40 %)
Bromochloromethane	7.95	ok	7.96	7.63-8.29	92363	ok	85991	51595-120387
1,4-Difluorobenzene	9.66	ok	9.67	9.34-10.00	483117	ok	466458	279875-653041
Chlorobenzene-D5	13.92	ok	13.93	13.60-14.26	255967	ok	268339	161003-375675

Initial Calibration Retention Time/Internal Standard Area Summary

Job Number: JD61280
Account: CARICH C. A. Rich Consultants
Project: Brent Mako Building 3 Investigation, Enter Lane, Islandia, NY

Sample Number	Lab File ID	Injected	By	Level	Inst ID	Method	
V3W3100-IC3100	3W78714.D	01/06/23 10:20	TCH	0.04	GCMS3W	TO-15	
V3W3100-IC3100	3W78715.D	01/06/23 11:00	TCH	0.1	GCMS3W	TO-15	Reporting this level
V3W3100-IC3100	3W78716.D	01/06/23 11:40	TCH	0.2	GCMS3W	TO-15	
V3W3100-IC3100	3W78717.D	01/06/23 12:21	TCH	0.5	GCMS3W	TO-15	
V3W3100-IC3100	3W78719.D	01/06/23 13:39	TCH	5	GCMS3W	TO-15	
V3W3100-ICC3100	3W78720.D	01/06/23 14:19	TCH	10	GCMS3W	TO-15	
V3W3100-IC3100	3W78721.D	01/06/23 15:01	TCH	20	GCMS3W	TO-15	
V3W3100-IC3100	3W78722.D	01/06/23 15:47	TCH	40	GCMS3W	TO-15	
V3W3100-IC3100	3W78723.D	01/06/23 16:34	TCH	50	GCMS3W	TO-15	

Target Compound	RT (min.)	Istd RT (min.)	Rel RT		Mean Rel RT	Rel RT Range (+ /- .06)
1,3-Butadiene	4.75	7.96	0.597	ok	0.597	0.537-0.657
Benzene	9.36	9.67	0.968	ok	0.969	0.909-1.029
Bromobenzene	15.82	13.93	1.136	ok	1.136	1.076-1.196
Bromodichloromethane	10.29	9.67	1.064	ok	1.066	1.006-1.126
Bromoform	14.65	13.93	1.052	ok	1.052	0.992-1.112
Bromomethane	4.95	7.96	0.622	ok	0.622	0.562-0.682
Bromoethene	5.34	7.96	0.671	ok	0.670	0.610-0.730
n-Butane	4.79	7.96	0.602	ok	0.601	0.541-0.661
Benzyl Chloride	17.22	13.93	1.236	ok	1.236	1.176-1.296
n-Butylbenzene	18.05	13.93	1.296	ok	1.296	1.236-1.356
sec-Butylbenzene	17.37	13.93	1.247	ok	1.247	1.187-1.307
tert-Butylbenzene	17.05	13.93	1.224	ok	1.224	1.164-1.284
Carbon disulfide	6.47	7.96	0.813	ok	0.813	0.753-0.873
Chlorobenzene	13.97	13.93	1.003	ok	1.003	0.943-1.063
Chlorodifluoromethane	4.29	7.96	0.539	ok	0.538	0.478-0.598
Chloroethane	5.07	7.96	0.637	ok	0.637	0.577-0.697
Chlorotrifluoroethene	4.32	7.96	0.543	ok	0.542	0.482-0.602
Chloroform	8.06	7.96	1.013	ok	1.014	0.954-1.074
Chloromethane	4.50	7.96	0.565	ok	0.564	0.504-0.624
3-Chloropropene	6.30	7.96	0.791	ok	0.791	0.731-0.851
2-Chlorotoluene	16.28	13.93	1.169	ok	1.169	1.109-1.229
Carbon tetrachloride	9.50	7.96	1.193	ok	1.194	1.134-1.254
1,1-Dichloroethane	7.11	7.96	0.893	ok	0.894	0.834-0.954
1,1-Dichloroethylene	6.11	7.96	0.768	ok	0.768	0.708-0.828
1,2-Dibromoethane (EDB)	12.80	13.93	0.919	ok	0.919	0.859-0.979
1,2-Dichloroethane	8.71	7.96	1.094	ok	1.095	1.035-1.155
1,2-Dichloropropane	10.11	9.67	1.046	ok	1.047	0.987-1.107
1,3-Dichloropropane	12.15	9.67	1.256	ok	1.256	1.196-1.316
1,4-Dioxane	10.40	9.67	1.075	ok	1.072	1.012-1.132
Dichlorodifluoromethane	4.37	7.96	0.549	ok	0.549	0.489-0.609
Dichlorofluoromethane	5.12	7.96	0.643	ok	0.644	0.584-0.704
Dibromochloromethane	12.55	13.93	0.901	ok	0.901	0.841-0.961
Dibromomethane	10.09	9.67	1.043	ok	1.044	0.984-1.104
trans-1,2-Dichloroethylene	6.95	7.96	0.873	ok	0.873	0.813-0.933
cis-1,2-Dichloroethylene	7.81	7.96	0.981	ok	0.982	0.922-1.042
cis-1,3-Dichloropropene	11.16	9.67	1.154	ok	1.154	1.094-1.214
m-Dichlorobenzene	17.24	13.93	1.238	ok	1.238	1.178-1.298
o-Dichlorobenzene	17.72	13.93	1.272	ok	1.272	1.212-1.332
p-Dichlorobenzene	17.32	13.93	1.243	ok	1.243	1.183-1.303

Initial Calibration Retention Time/Internal Standard Area Summary

Job Number: JD61280
Account: CARICH C. A. Rich Consultants
Project: Brent Mako Building 3 Investigation, Enter Lane, Islandia, NY

Sample Number	Lab File ID	Injected	By	Level	Inst ID	Method	
V3W3100-IC3100	3W78714.D	01/06/23 10:20	TCH	0.04	GCMS3W	TO-15	
V3W3100-IC3100	3W78715.D	01/06/23 11:00	TCH	0.1	GCMS3W	TO-15	Reporting this level
V3W3100-IC3100	3W78716.D	01/06/23 11:40	TCH	0.2	GCMS3W	TO-15	
V3W3100-IC3100	3W78717.D	01/06/23 12:21	TCH	0.5	GCMS3W	TO-15	
V3W3100-IC3100	3W78719.D	01/06/23 13:39	TCH	5	GCMS3W	TO-15	
V3W3100-ICC3100	3W78720.D	01/06/23 14:19	TCH	10	GCMS3W	TO-15	
V3W3100-IC3100	3W78721.D	01/06/23 15:01	TCH	20	GCMS3W	TO-15	
V3W3100-IC3100	3W78722.D	01/06/23 15:47	TCH	40	GCMS3W	TO-15	
V3W3100-IC3100	3W78723.D	01/06/23 16:34	TCH	50	GCMS3W	TO-15	

Target Compound	RT (min.)	Istd RT (min.)	Rel RT		Mean Rel RT	Rel RT Range (+ /- .06)
trans-1,3-Dichloropropene	11.67	9.67	1.207	ok	1.207	1.147-1.267
Di-Isopropyl ether	7.98	7.96	1.003	ok	1.001	0.941-1.061
2,4-Dimethylpentane	8.75	7.96	1.099	ok	1.099	1.039-1.159
Ethanol	5.15	7.96	0.647	ok	0.647	0.587-0.707
Ethylbenzene	14.36	13.93	1.031	ok	1.031	0.971-1.091
Ethyl Acetate	8.00	7.96	1.005	ok	1.004	0.944-1.064
Ethyl Acrylate	10.12	9.67	1.047	ok	1.045	0.985-1.105
4-Ethyltoluene	16.49	13.93	1.184	ok	1.184	1.124-1.244
Freon 113	6.40	7.96	0.804	ok	0.804	0.744-0.864
Freon 114	4.55	7.96	0.572	ok	0.572	0.512-0.632
Freon 123	5.42	7.96	0.681	ok	0.681	0.621-0.741
Freon 123A	5.46	7.96	0.686	ok	0.686	0.626-0.746
Freon 142B	4.47	7.96	0.562	ok	0.562	0.502-0.622
Freon 152A	4.25	7.96	0.534	ok	0.534	0.474-0.594
Heptane	10.59	9.67	1.095	ok	1.096	1.036-1.156
Hexachlorobutadiene	20.23	13.93	1.452	ok	1.453	1.393-1.513
Hexachloroethane	18.49	13.93	1.327	ok	1.328	1.268-1.388
Hexane	7.97	7.96	1.001	ok	1.002	0.942-1.062
2-Hexanone	12.41	13.93	0.891	ok	0.890	0.830-0.950
Iodomethane	6.07	7.96	0.763	ok	0.763	0.703-0.823
Isopropylbenzene	15.73	13.93	1.129	ok	1.129	1.069-1.189
p-Isopropyltoluene	17.56	13.93	1.261	ok	1.261	1.201-1.321
Methyl ethyl ketone	7.46	7.96	0.937	ok	0.936	0.876-0.996
Methyl Isobutyl Ketone	11.21	9.67	1.159	ok	1.159	1.099-1.219
Methyl Tert Butyl Ether	7.17	7.96	0.901	ok	0.900	0.840-0.960
Methylmethacrylate	10.52	9.67	1.088	ok	1.088	1.028-1.148
Naphthalene	19.83	13.93	1.424	ok	1.424	1.364-1.484
Nonane	15.30	13.93	1.098	ok	1.099	1.039-1.159
Octane	13.10	13.93	0.940	ok	0.941	0.881-1.001
Pentane	5.88	7.96	0.739	ok	0.740	0.680-0.800
n-Propylbenzene	16.32	13.93	1.172	ok	1.172	1.112-1.232
Propylene	4.31	7.96	0.541	ok	0.542	0.482-0.602
Styrene	14.95	13.93	1.073	ok	1.073	1.013-1.133
1,1,1-Trichloroethane	8.94	7.96	1.123	ok	1.124	1.064-1.184
1,1,1,2-Tetrachloroethane	13.96	13.93	1.002	ok	1.002	0.942-1.062
1,1,2,2-Tetrachloroethane	15.06	13.93	1.081	ok	1.081	1.021-1.141
1,1,2-Trichloroethane	11.85	9.67	1.225	ok	1.226	1.166-1.286
1,2,3-Trichloropropane	15.21	13.93	1.092	ok	1.092	1.032-1.152
1,2,3-Trimethylbenzene	17.56	13.93	1.261	ok	1.260	1.200-1.320

Initial Calibration Retention Time/Internal Standard Area Summary

Job Number: JD61280
Account: CARICH C. A. Rich Consultants
Project: Brent Mako Building 3 Investigation, Enter Lane, Islandia, NY

Sample Number	Lab File ID	Injected	By	Level	Inst ID	Method	
V3W3100-IC3100	3W78714.D	01/06/23 10:20	TCH	0.04	GCMS3W	TO-15	
V3W3100-IC3100	3W78715.D	01/06/23 11:00	TCH	0.1	GCMS3W	TO-15	Reporting this level
V3W3100-IC3100	3W78716.D	01/06/23 11:40	TCH	0.2	GCMS3W	TO-15	
V3W3100-IC3100	3W78717.D	01/06/23 12:21	TCH	0.5	GCMS3W	TO-15	
V3W3100-IC3100	3W78719.D	01/06/23 13:39	TCH	5	GCMS3W	TO-15	
V3W3100-ICC3100	3W78720.D	01/06/23 14:19	TCH	10	GCMS3W	TO-15	
V3W3100-IC3100	3W78721.D	01/06/23 15:01	TCH	20	GCMS3W	TO-15	
V3W3100-IC3100	3W78722.D	01/06/23 15:47	TCH	40	GCMS3W	TO-15	
V3W3100-IC3100	3W78723.D	01/06/23 16:34	TCH	50	GCMS3W	TO-15	

Target Compound	RT (min.)	Istd RT (min.)	Rel RT		Mean Rel RT	Rel RT Range (+ /- .06)
1,2,4-Trimethylbenzene	17.06	13.93	1.225	ok	1.225	1.165-1.285
1,3,5-Trimethylbenzene	16.58	13.93	1.190	ok	1.190	1.130-1.250
2,2,4-Trimethylpentane	10.35	9.67	1.070	ok	1.071	1.011-1.131
Tertiary Butyl Alcohol	6.16	7.96	0.774	ok	0.773	0.713-0.833
Tetrachloroethylene	13.26	13.93	0.952	ok	0.952	0.892-1.012
Tetrahydrofuran	8.48	7.96	1.065	ok	1.062	1.002-1.122
Toluene	12.11	9.67	1.252	ok	1.254	1.194-1.314
Trichloroethylene	10.33	9.67	1.068	ok	1.069	1.009-1.129
Trichlorofluoromethane	5.63	7.96	0.707	ok	0.708	0.648-0.768
Vinyl chloride	4.65	7.96	0.584	ok	0.584	0.524-0.644
Vinyl Acetate	7.22	7.96	0.907	ok	0.907	0.847-0.967
m,p-Xylene	14.56	13.93	1.045	ok	1.045	0.985-1.105
o-Xylene	15.07	13.93	1.082	ok	1.082	1.022-1.142

Internal Standard	RT (min.)		Mean RT(min.)	RT Range (+ /- 0.33)	Area		Mean Area	Area Range (+ /- 40 %)
Bromochloromethane	7.96	ok	7.96	7.63-8.29	92259	ok	85991	51595-120387
1,4-Difluorobenzene	9.67	ok	9.67	9.34-10.00	482511	ok	466458	279875-653041
Chlorobenzene-D5	13.93	ok	13.93	13.60-14.26	258162	ok	268339	161003-375675

Initial Calibration Retention Time/Internal Standard Area Summary

Job Number: JD61280
Account: CARICH C. A. Rich Consultants
Project: Brent Mako Building 3 Investigation, Enter Lane, Islandia, NY

Sample Number	Lab File ID	Injected	By	Level	Inst ID	Method	
V3W3100-IC3100	3W78714.D	01/06/23 10:20	TCH	0.04	GCMS3W	TO-15	
V3W3100-IC3100	3W78715.D	01/06/23 11:00	TCH	0.1	GCMS3W	TO-15	
V3W3100-IC3100	3W78716.D	01/06/23 11:40	TCH	0.2	GCMS3W	TO-15	Reporting this level
V3W3100-IC3100	3W78717.D	01/06/23 12:21	TCH	0.5	GCMS3W	TO-15	
V3W3100-IC3100	3W78719.D	01/06/23 13:39	TCH	5	GCMS3W	TO-15	
V3W3100-ICC3100	3W78720.D	01/06/23 14:19	TCH	10	GCMS3W	TO-15	
V3W3100-IC3100	3W78721.D	01/06/23 15:01	TCH	20	GCMS3W	TO-15	
V3W3100-IC3100	3W78722.D	01/06/23 15:47	TCH	40	GCMS3W	TO-15	
V3W3100-IC3100	3W78723.D	01/06/23 16:34	TCH	50	GCMS3W	TO-15	

Target Compound	RT (min.)	Istd RT (min.)	Rel RT		Mean Rel RT	Rel RT Range (+ /- .06)
Acetone (2-Propanone)	5.52	7.95	0.694	ok	0.693	0.633-0.753
Acrolein	5.41	7.95	0.681	ok	0.680	0.620-0.740
Acrylonitrile	5.86	7.95	0.737	ok	0.736	0.676-0.796
Acetonitrile	5.32	7.95	0.669	ok	0.668	0.608-0.728
1,3-Butadiene	4.74	7.95	0.596	ok	0.597	0.537-0.657
Benzene	9.36	9.66	0.969	ok	0.969	0.909-1.029
Bromobenzene	15.83	13.93	1.136	ok	1.136	1.076-1.196
Bromodichloromethane	10.29	9.66	1.065	ok	1.066	1.006-1.126
Bromoform	14.64	13.93	1.051	ok	1.052	0.992-1.112
Bromomethane	4.95	7.95	0.623	ok	0.622	0.562-0.682
Bromoethene	5.32	7.95	0.669	ok	0.670	0.610-0.730
n-Butane	4.78	7.95	0.601	ok	0.601	0.541-0.661
Benzyl Chloride	17.22	13.93	1.236	ok	1.236	1.176-1.296
n-Butylbenzene	18.04	13.93	1.295	ok	1.296	1.236-1.356
sec-Butylbenzene	17.37	13.93	1.247	ok	1.247	1.187-1.307
tert-Butylbenzene	17.05	13.93	1.224	ok	1.224	1.164-1.284
Carbon disulfide	6.47	7.95	0.814	ok	0.813	0.753-0.873
Chlorobenzene	13.97	13.93	1.003	ok	1.003	0.943-1.063
Chlorodifluoromethane	4.28	7.95	0.538	ok	0.538	0.478-0.598
Chloroethane	5.07	7.95	0.638	ok	0.637	0.577-0.697
Chlorotrifluoroethene	4.31	7.95	0.542	ok	0.542	0.482-0.602
Chloroform	8.06	7.95	1.014	ok	1.014	0.954-1.074
Chloromethane	4.48	7.95	0.564	ok	0.564	0.504-0.624
3-Chloropropene	6.29	7.95	0.791	ok	0.791	0.731-0.851
2-Chlorotoluene	16.27	13.93	1.168	ok	1.169	1.109-1.229
Carbon tetrachloride	9.50	7.95	1.195	ok	1.194	1.134-1.254
Cyclohexane	9.61	9.66	0.995	ok	0.994	0.934-1.054
1,1-Dichloroethane	7.11	7.95	0.894	ok	0.894	0.834-0.954
1,1-Dichloroethylene	6.12	7.95	0.770	ok	0.768	0.708-0.828
1,2-Dibromoethane (EDB)	12.80	13.93	0.919	ok	0.919	0.859-0.979
1,2-Dichloroethane	8.72	7.95	1.097	ok	1.095	1.035-1.155
1,2-Dichloropropane	10.12	9.66	1.048	ok	1.047	0.987-1.107
1,3-Dichloropropane	12.15	9.66	1.258	ok	1.256	1.196-1.316
1,4-Dioxane	10.38	9.66	1.075	ok	1.072	1.012-1.132
Dichlorodifluoromethane	4.37	7.95	0.550	ok	0.549	0.489-0.609
Dichlorofluoromethane	5.12	7.95	0.644	ok	0.644	0.584-0.704
Dibromochloromethane	12.55	13.93	0.901	ok	0.901	0.841-0.961
Dibromomethane	10.09	9.66	1.045	ok	1.044	0.984-1.104
trans-1,2-Dichloroethylene	6.94	7.95	0.873	ok	0.873	0.813-0.933

Initial Calibration Retention Time/Internal Standard Area Summary

Job Number: JD61280
Account: CARICH C. A. Rich Consultants
Project: Brent Mako Building 3 Investigation, Enter Lane, Islandia, NY

Sample Number	Lab File ID	Injected	By	Level	Inst ID	Method	
V3W3100-IC3100	3W78714.D	01/06/23 10:20	TCH	0.04	GCMS3W	TO-15	
V3W3100-IC3100	3W78715.D	01/06/23 11:00	TCH	0.1	GCMS3W	TO-15	
V3W3100-IC3100	3W78716.D	01/06/23 11:40	TCH	0.2	GCMS3W	TO-15	Reporting this level
V3W3100-IC3100	3W78717.D	01/06/23 12:21	TCH	0.5	GCMS3W	TO-15	
V3W3100-IC3100	3W78719.D	01/06/23 13:39	TCH	5	GCMS3W	TO-15	
V3W3100-ICC3100	3W78720.D	01/06/23 14:19	TCH	10	GCMS3W	TO-15	
V3W3100-IC3100	3W78721.D	01/06/23 15:01	TCH	20	GCMS3W	TO-15	
V3W3100-IC3100	3W78722.D	01/06/23 15:47	TCH	40	GCMS3W	TO-15	
V3W3100-IC3100	3W78723.D	01/06/23 16:34	TCH	50	GCMS3W	TO-15	

Target Compound	RT (min.)	Istd RT (min.)	Rel RT		Mean Rel RT	Rel RT Range (+ /- .06)
cis-1,2-Dichloroethylene	7.81	7.95	0.982	ok	0.982	0.922-1.042
cis-1,3-Dichloropropene	11.16	9.66	1.155	ok	1.154	1.094-1.214
m-Dichlorobenzene	17.24	13.93	1.238	ok	1.238	1.178-1.298
o-Dichlorobenzene	17.71	13.93	1.271	ok	1.272	1.212-1.332
p-Dichlorobenzene	17.31	13.93	1.243	ok	1.243	1.183-1.303
trans-1,3-Dichloropropene	11.67	9.66	1.208	ok	1.207	1.147-1.267
Di-Isopropyl ether	7.97	7.95	1.003	ok	1.001	0.941-1.061
2,3-Dimethylpentane	9.81	9.66	1.016	ok	1.015	0.955-1.075
2,4-Dimethylpentane	8.74	7.95	1.099	ok	1.099	1.039-1.159
Ethanol	5.15	7.95	0.648	ok	0.647	0.587-0.707
Ethylbenzene	14.36	13.93	1.031	ok	1.031	0.971-1.091
Ethyl Acetate	8.00	7.95	1.006	ok	1.004	0.944-1.064
Ethyl Acrylate	10.11	9.66	1.047	ok	1.045	0.985-1.105
4-Ethyltoluene	16.49	13.93	1.184	ok	1.184	1.124-1.244
Freon 113	6.39	7.95	0.804	ok	0.804	0.744-0.864
Freon 114	4.55	7.95	0.572	ok	0.572	0.512-0.632
Freon 123	5.42	7.95	0.682	ok	0.681	0.621-0.741
Freon 123A	5.46	7.95	0.687	ok	0.686	0.626-0.746
Freon 142B	4.47	7.95	0.562	ok	0.562	0.502-0.622
Freon 152A	4.25	7.95	0.535	ok	0.534	0.474-0.594
Heptane	10.60	9.66	1.097	ok	1.096	1.036-1.156
Hexachlorobutadiene	20.23	13.93	1.452	ok	1.453	1.393-1.513
Hexachloroethane	18.49	13.93	1.327	ok	1.328	1.268-1.388
Hexane	7.97	7.95	1.003	ok	1.002	0.942-1.062
2-Hexanone	12.40	13.93	0.890	ok	0.890	0.830-0.950
Iodomethane	6.07	7.95	0.764	ok	0.763	0.703-0.823
Isopropylbenzene	15.73	13.93	1.129	ok	1.129	1.069-1.189
Isopropyl Alcohol	5.68	7.95	0.714	ok	0.714	0.654-0.774
p-Isopropyltoluene	17.56	13.93	1.261	ok	1.261	1.201-1.321
Methylene chloride	6.20	7.95	0.780	ok	0.780	0.720-0.840
Methyl ethyl ketone	7.46	7.95	0.938	ok	0.936	0.876-0.996
Methyl Isobutyl Ketone	11.21	9.66	1.160	ok	1.159	1.099-1.219
Methyl Tert Butyl Ether	7.17	7.95	0.902	ok	0.900	0.840-0.960
Methylmethacrylate	10.52	9.66	1.089	ok	1.088	1.028-1.148
Naphthalene	19.83	13.93	1.424	ok	1.424	1.364-1.484
Nonane	15.30	13.93	1.098	ok	1.099	1.039-1.159
Octane	13.10	13.93	0.940	ok	0.941	0.881-1.001
Pentane	5.89	7.95	0.741	ok	0.740	0.680-0.800
n-Propylbenzene	16.32	13.93	1.172	ok	1.172	1.112-1.232

Initial Calibration Retention Time/Internal Standard Area Summary

Job Number: JD61280
Account: CARICH C. A. Rich Consultants
Project: Brent Mako Building 3 Investigation, Enter Lane, Islandia, NY

Sample Number	Lab File ID	Injected	By	Level	Inst ID	Method	
V3W3100-IC3100	3W78714.D	01/06/23 10:20	TCH	0.04	GCMS3W	TO-15	
V3W3100-IC3100	3W78715.D	01/06/23 11:00	TCH	0.1	GCMS3W	TO-15	
V3W3100-IC3100	3W78716.D	01/06/23 11:40	TCH	0.2	GCMS3W	TO-15	Reporting this level
V3W3100-IC3100	3W78717.D	01/06/23 12:21	TCH	0.5	GCMS3W	TO-15	
V3W3100-IC3100	3W78719.D	01/06/23 13:39	TCH	5	GCMS3W	TO-15	
V3W3100-ICC3100	3W78720.D	01/06/23 14:19	TCH	10	GCMS3W	TO-15	
V3W3100-IC3100	3W78721.D	01/06/23 15:01	TCH	20	GCMS3W	TO-15	
V3W3100-IC3100	3W78722.D	01/06/23 15:47	TCH	40	GCMS3W	TO-15	
V3W3100-IC3100	3W78723.D	01/06/23 16:34	TCH	50	GCMS3W	TO-15	

Target Compound	RT (min.)	Istd RT (min.)	Rel RT		Mean Rel RT	Rel RT Range (+ /- .06)
Propylene	4.31	7.95	0.542	ok	0.542	0.482-0.602
Styrene	14.95	13.93	1.073	ok	1.073	1.013-1.133
1,1,1-Trichloroethane	8.94	7.95	1.125	ok	1.124	1.064-1.184
1,1,1,2-Tetrachloroethane	13.95	13.93	1.001	ok	1.002	0.942-1.062
1,1,2,2-Tetrachloroethane	15.06	13.93	1.081	ok	1.081	1.021-1.141
1,1,2-Trichloroethane	11.84	9.66	1.226	ok	1.226	1.166-1.286
1,2,4-Trichlorobenzene	19.71	13.93	1.415	ok	1.415	1.355-1.475
1,2,3-Trichloropropane	15.21	13.93	1.092	ok	1.092	1.032-1.152
1,2,3-Trimethylbenzene	17.55	13.93	1.260	ok	1.260	1.200-1.320
1,2,4-Trimethylbenzene	17.06	13.93	1.225	ok	1.225	1.165-1.285
1,3,5-Trimethylbenzene	16.58	13.93	1.190	ok	1.190	1.130-1.250
2,2,4-Trimethylpentane	10.35	9.66	1.071	ok	1.071	1.011-1.131
Tertiary Butyl Alcohol	6.15	7.95	0.774	ok	0.773	0.713-0.833
Tetrachloroethylene	13.26	13.93	0.952	ok	0.952	0.892-1.012
Tetrahydrofuran	8.47	7.95	1.065	ok	1.062	1.002-1.122
Toluene	12.12	9.66	1.255	ok	1.254	1.194-1.314
Trichloroethylene	10.33	9.66	1.069	ok	1.069	1.009-1.129
Trichlorofluoromethane	5.63	7.95	0.708	ok	0.708	0.648-0.768
Vinyl chloride	4.65	7.95	0.585	ok	0.584	0.524-0.644
Vinyl Acetate	7.21	7.95	0.907	ok	0.907	0.847-0.967
m,p-Xylene	14.55	13.93	1.045	ok	1.045	0.985-1.105
o-Xylene	15.06	13.93	1.081	ok	1.082	1.022-1.142
TVHC As Equiv Pentane	5.89	13.93	0.423	ok	0.422	0.362-0.482

Internal Standard	RT (min.)		Mean RT(min.)	RT Range (+ /- 0.33)	Area		Mean Area	Area Range (+ /- 40 %)
Bromochloromethane	7.95	ok	7.96	7.63-8.29	90198	ok	85991	51595-120387
1,4-Difluorobenzene	9.66	ok	9.67	9.34-10.00	474945	ok	466458	279875-653041
Chlorobenzene-D5	13.93	ok	13.93	13.60-14.26	254765	ok	268339	161003-375675

Initial Calibration Retention Time/Internal Standard Area Summary

Job Number: JD61280
Account: CARICH C. A. Rich Consultants
Project: Brent Mako Building 3 Investigation, Enter Lane, Islandia, NY

Sample Number	Lab File ID	Injected	By	Level	Inst ID	Method	
V3W3100-IC3100	3W78714.D	01/06/23 10:20	TCH	0.04	GCMS3W	TO-15	
V3W3100-IC3100	3W78715.D	01/06/23 11:00	TCH	0.1	GCMS3W	TO-15	
V3W3100-IC3100	3W78716.D	01/06/23 11:40	TCH	0.2	GCMS3W	TO-15	
V3W3100-IC3100	3W78717.D	01/06/23 12:21	TCH	0.5	GCMS3W	TO-15	Reporting this level
V3W3100-IC3100	3W78719.D	01/06/23 13:39	TCH	5	GCMS3W	TO-15	
V3W3100-ICC3100	3W78720.D	01/06/23 14:19	TCH	10	GCMS3W	TO-15	
V3W3100-IC3100	3W78721.D	01/06/23 15:01	TCH	20	GCMS3W	TO-15	
V3W3100-IC3100	3W78722.D	01/06/23 15:47	TCH	40	GCMS3W	TO-15	
V3W3100-IC3100	3W78723.D	01/06/23 16:34	TCH	50	GCMS3W	TO-15	

Target Compound	RT (min.)	Istd RT (min.)	Rel RT		Mean Rel RT	Rel RT Range (+ /- .06)
Acetone (2-Propanone)	5.51	7.95	0.693	ok	0.693	0.633-0.753
Acrolein	5.42	7.95	0.682	ok	0.680	0.620-0.740
Acrylonitrile	5.85	7.95	0.736	ok	0.736	0.676-0.796
Acetonitrile	5.32	7.95	0.669	ok	0.668	0.608-0.728
1,3-Butadiene	4.74	7.95	0.596	ok	0.597	0.537-0.657
Benzene	9.36	9.66	0.969	ok	0.969	0.909-1.029
Bromobenzene	15.83	13.93	1.136	ok	1.136	1.076-1.196
Bromodichloromethane	10.29	9.66	1.065	ok	1.066	1.006-1.126
Bromoform	14.64	13.93	1.051	ok	1.052	0.992-1.112
Bromomethane	4.95	7.95	0.623	ok	0.622	0.562-0.682
Bromoethene	5.32	7.95	0.669	ok	0.670	0.610-0.730
n-Butane	4.78	7.95	0.601	ok	0.601	0.541-0.661
Benzyl Chloride	17.22	13.93	1.236	ok	1.236	1.176-1.296
n-Butylbenzene	18.05	13.93	1.296	ok	1.296	1.236-1.356
sec-Butylbenzene	17.37	13.93	1.247	ok	1.247	1.187-1.307
tert-Butylbenzene	17.05	13.93	1.224	ok	1.224	1.164-1.284
Carbon disulfide	6.47	7.95	0.814	ok	0.813	0.753-0.873
Chlorobenzene	13.97	13.93	1.003	ok	1.003	0.943-1.063
Chlorodifluoromethane	4.28	7.95	0.538	ok	0.538	0.478-0.598
Chloroethane	5.07	7.95	0.638	ok	0.637	0.577-0.697
Chlorotrifluoroethene	4.31	7.95	0.542	ok	0.542	0.482-0.602
Chloroform	8.06	7.95	1.014	ok	1.014	0.954-1.074
Chloromethane	4.48	7.95	0.564	ok	0.564	0.504-0.624
3-Chloropropene	6.29	7.95	0.791	ok	0.791	0.731-0.851
2-Chlorotoluene	16.27	13.93	1.168	ok	1.169	1.109-1.229
Carbon tetrachloride	9.50	7.95	1.195	ok	1.194	1.134-1.254
Cyclohexane	9.61	9.66	0.995	ok	0.994	0.934-1.054
1,1-Dichloroethane	7.11	7.95	0.894	ok	0.894	0.834-0.954
1,1-Dichloroethylene	6.11	7.95	0.769	ok	0.768	0.708-0.828
1,2-Dibromoethane (EDB)	12.79	13.93	0.918	ok	0.919	0.859-0.979
1,2-Dichloroethane	8.71	7.95	1.096	ok	1.095	1.035-1.155
1,2-Dichloropropane	10.12	9.66	1.048	ok	1.047	0.987-1.107
1,3-Dichloropropane	12.14	9.66	1.257	ok	1.256	1.196-1.316
1,4-Dioxane	10.37	9.66	1.073	ok	1.072	1.012-1.132
Dichlorodifluoromethane	4.36	7.95	0.548	ok	0.549	0.489-0.609
Dichlorofluoromethane	5.12	7.95	0.644	ok	0.644	0.584-0.704
Dibromochloromethane	12.55	13.93	0.901	ok	0.901	0.841-0.961
Dibromomethane	10.09	9.66	1.045	ok	1.044	0.984-1.104
trans-1,2-Dichloroethylene	6.94	7.95	0.873	ok	0.873	0.813-0.933

Initial Calibration Retention Time/Internal Standard Area Summary

Job Number: JD61280
Account: CARICH C. A. Rich Consultants
Project: Brent Mako Building 3 Investigation, Enter Lane, Islandia, NY

Sample Number	Lab File ID	Injected	By	Level	Inst ID	Method	
V3W3100-IC3100	3W78714.D	01/06/23 10:20	TCH	0.04	GCMS3W	TO-15	
V3W3100-IC3100	3W78715.D	01/06/23 11:00	TCH	0.1	GCMS3W	TO-15	
V3W3100-IC3100	3W78716.D	01/06/23 11:40	TCH	0.2	GCMS3W	TO-15	
V3W3100-IC3100	3W78717.D	01/06/23 12:21	TCH	0.5	GCMS3W	TO-15	Reporting this level
V3W3100-IC3100	3W78719.D	01/06/23 13:39	TCH	5	GCMS3W	TO-15	
V3W3100-ICC3100	3W78720.D	01/06/23 14:19	TCH	10	GCMS3W	TO-15	
V3W3100-IC3100	3W78721.D	01/06/23 15:01	TCH	20	GCMS3W	TO-15	
V3W3100-IC3100	3W78722.D	01/06/23 15:47	TCH	40	GCMS3W	TO-15	
V3W3100-IC3100	3W78723.D	01/06/23 16:34	TCH	50	GCMS3W	TO-15	

Target Compound	RT (min.)	Istd RT (min.)	Rel RT		Mean Rel RT	Rel RT Range (+ /- .06)
cis-1,2-Dichloroethylene	7.81	7.95	0.982	ok	0.982	0.922-1.042
cis-1,3-Dichloropropene	11.15	9.66	1.154	ok	1.154	1.094-1.214
m-Dichlorobenzene	17.24	13.93	1.238	ok	1.238	1.178-1.298
o-Dichlorobenzene	17.71	13.93	1.271	ok	1.272	1.212-1.332
p-Dichlorobenzene	17.31	13.93	1.243	ok	1.243	1.183-1.303
trans-1,3-Dichloropropene	11.66	9.66	1.207	ok	1.207	1.147-1.267
Di-Isopropyl ether	7.97	7.95	1.003	ok	1.001	0.941-1.061
2,3-Dimethylpentane	9.81	9.66	1.016	ok	1.015	0.955-1.075
2,4-Dimethylpentane	8.74	7.95	1.099	ok	1.099	1.039-1.159
Ethanol	5.14	7.95	0.647	ok	0.647	0.587-0.707
Ethylbenzene	14.36	13.93	1.031	ok	1.031	0.971-1.091
Ethyl Acetate	7.99	7.95	1.005	ok	1.004	0.944-1.064
Ethyl Acrylate	10.10	9.66	1.046	ok	1.045	0.985-1.105
4-Ethyltoluene	16.49	13.93	1.184	ok	1.184	1.124-1.244
Freon 113	6.39	7.95	0.804	ok	0.804	0.744-0.864
Freon 114	4.55	7.95	0.572	ok	0.572	0.512-0.632
Freon 123	5.42	7.95	0.682	ok	0.681	0.621-0.741
Freon 123A	5.46	7.95	0.687	ok	0.686	0.626-0.746
Freon 142B	4.47	7.95	0.562	ok	0.562	0.502-0.622
Freon 152A	4.25	7.95	0.535	ok	0.534	0.474-0.594
Heptane	10.59	9.66	1.096	ok	1.096	1.036-1.156
Hexachlorobutadiene	20.23	13.93	1.452	ok	1.453	1.393-1.513
Hexachloroethane	18.49	13.93	1.327	ok	1.328	1.268-1.388
Hexane	7.97	7.95	1.003	ok	1.002	0.942-1.062
2-Hexanone	12.39	13.93	0.889	ok	0.890	0.830-0.950
Iodomethane	6.07	7.95	0.764	ok	0.763	0.703-0.823
Isopropylbenzene	15.72	13.93	1.128	ok	1.129	1.069-1.189
Isopropyl Alcohol	5.68	7.95	0.714	ok	0.714	0.654-0.774
p-Isopropyltoluene	17.56	13.93	1.261	ok	1.261	1.201-1.321
Methylene chloride	6.20	7.95	0.780	ok	0.780	0.720-0.840
Methyl ethyl ketone	7.45	7.95	0.937	ok	0.936	0.876-0.996
Methyl Isobutyl Ketone	11.20	9.66	1.159	ok	1.159	1.099-1.219
Methyl Tert Butyl Ether	7.16	7.95	0.901	ok	0.900	0.840-0.960
Methylmethacrylate	10.51	9.66	1.088	ok	1.088	1.028-1.148
Naphthalene	19.83	13.93	1.424	ok	1.424	1.364-1.484
Nonane	15.30	13.93	1.098	ok	1.099	1.039-1.159
Octane	13.10	13.93	0.940	ok	0.941	0.881-1.001
Pentane	5.88	7.95	0.740	ok	0.740	0.680-0.800
n-Propylbenzene	16.32	13.93	1.172	ok	1.172	1.112-1.232

Initial Calibration Retention Time/Internal Standard Area Summary

Job Number: JD61280
Account: CARICH C. A. Rich Consultants
Project: Brent Mako Building 3 Investigation, Enter Lane, Islandia, NY

Sample Number	Lab File ID	Injected	By	Level	Inst ID	Method	
V3W3100-IC3100	3W78714.D	01/06/23 10:20	TCH	0.04	GCMS3W	TO-15	
V3W3100-IC3100	3W78715.D	01/06/23 11:00	TCH	0.1	GCMS3W	TO-15	
V3W3100-IC3100	3W78716.D	01/06/23 11:40	TCH	0.2	GCMS3W	TO-15	
V3W3100-IC3100	3W78717.D	01/06/23 12:21	TCH	0.5	GCMS3W	TO-15	Reporting this level
V3W3100-IC3100	3W78719.D	01/06/23 13:39	TCH	5	GCMS3W	TO-15	
V3W3100-ICC3100	3W78720.D	01/06/23 14:19	TCH	10	GCMS3W	TO-15	
V3W3100-IC3100	3W78721.D	01/06/23 15:01	TCH	20	GCMS3W	TO-15	
V3W3100-IC3100	3W78722.D	01/06/23 15:47	TCH	40	GCMS3W	TO-15	
V3W3100-IC3100	3W78723.D	01/06/23 16:34	TCH	50	GCMS3W	TO-15	

Target Compound	RT (min.)	Istd RT (min.)	Rel RT		Mean Rel RT	Rel RT Range (+ /- .06)
Propylene	4.31	7.95	0.542	ok	0.542	0.482-0.602
Styrene	14.95	13.93	1.073	ok	1.073	1.013-1.133
1,1,1-Trichloroethane	8.94	7.95	1.125	ok	1.124	1.064-1.184
1,1,1,2-Tetrachloroethane	13.95	13.93	1.001	ok	1.002	0.942-1.062
1,1,2,2-Tetrachloroethane	15.06	13.93	1.081	ok	1.081	1.021-1.141
1,1,2-Trichloroethane	11.85	9.66	1.227	ok	1.226	1.166-1.286
1,2,4-Trichlorobenzene	19.71	13.93	1.415	ok	1.415	1.355-1.475
1,2,3-Trichloropropane	15.20	13.93	1.091	ok	1.092	1.032-1.152
1,2,3-Trimethylbenzene	17.55	13.93	1.260	ok	1.260	1.200-1.320
1,2,4-Trimethylbenzene	17.05	13.93	1.224	ok	1.225	1.165-1.285
1,3,5-Trimethylbenzene	16.58	13.93	1.190	ok	1.190	1.130-1.250
2,2,4-Trimethylpentane	10.35	9.66	1.071	ok	1.071	1.011-1.131
Tertiary Butyl Alcohol	6.15	7.95	0.774	ok	0.773	0.713-0.833
Tetrachloroethylene	13.26	13.93	0.952	ok	0.952	0.892-1.012
Tetrahydrofuran	8.46	7.95	1.064	ok	1.062	1.002-1.122
Toluene	12.12	9.66	1.255	ok	1.254	1.194-1.314
Trichloroethylene	10.33	9.66	1.069	ok	1.069	1.009-1.129
Trichlorofluoromethane	5.63	7.95	0.708	ok	0.708	0.648-0.768
Vinyl chloride	4.65	7.95	0.585	ok	0.584	0.524-0.644
Vinyl Acetate	7.21	7.95	0.907	ok	0.907	0.847-0.967
m,p-Xylene	14.55	13.93	1.045	ok	1.045	0.985-1.105
o-Xylene	15.06	13.93	1.081	ok	1.082	1.022-1.142
TVHC As Equiv Pentane	5.88	13.93	0.422	ok	0.422	0.362-0.482

Internal Standard	RT (min.)		Mean RT(min.)	RT Range (+ /- 0.33)	Area		Mean Area	Area Range (+ /- 40 %)
Bromochloromethane	7.95	ok	7.96	7.63-8.29	91809	ok	85991	51595-120387
1,4-Difluorobenzene	9.66	ok	9.67	9.34-10.00	480473	ok	466458	279875-653041
Chlorobenzene-D5	13.93	ok	13.93	13.60-14.26	258630	ok	268339	161003-375675

Initial Calibration Retention Time/Internal Standard Area Summary

Job Number: JD61280
Account: CARICH C. A. Rich Consultants
Project: Brent Mako Building 3 Investigation, Enter Lane, Islandia, NY

Sample Number	Lab File ID	Injected	By	Level	Inst ID	Method	
V3W3100-IC3100	3W78714.D	01/06/23 10:20	TCH	0.04	GCMS3W	TO-15	
V3W3100-IC3100	3W78715.D	01/06/23 11:00	TCH	0.1	GCMS3W	TO-15	
V3W3100-IC3100	3W78716.D	01/06/23 11:40	TCH	0.2	GCMS3W	TO-15	
V3W3100-IC3100	3W78717.D	01/06/23 12:21	TCH	0.5	GCMS3W	TO-15	
V3W3100-IC3100	3W78719.D	01/06/23 13:39	TCH	5	GCMS3W	TO-15	Reporting this level
V3W3100-ICC3100	3W78720.D	01/06/23 14:19	TCH	10	GCMS3W	TO-15	
V3W3100-IC3100	3W78721.D	01/06/23 15:01	TCH	20	GCMS3W	TO-15	
V3W3100-IC3100	3W78722.D	01/06/23 15:47	TCH	40	GCMS3W	TO-15	
V3W3100-IC3100	3W78723.D	01/06/23 16:34	TCH	50	GCMS3W	TO-15	

Target Compound	RT (min.)	Istd RT (min.)	Rel RT		Mean Rel RT	Rel RT Range (+ /- .06)
Acetone (2-Propanone)	5.51	7.96	0.692	ok	0.693	0.633-0.753
Acrolein	5.40	7.96	0.678	ok	0.680	0.620-0.740
Acrylonitrile	5.85	7.96	0.735	ok	0.736	0.676-0.796
Acetonitrile	5.31	7.96	0.667	ok	0.668	0.608-0.728
1,3-Butadiene	4.75	7.96	0.597	ok	0.597	0.537-0.657
Benzene	9.36	9.67	0.968	ok	0.969	0.909-1.029
Bromobenzene	15.83	13.93	1.136	ok	1.136	1.076-1.196
Bromodichloromethane	10.30	9.67	1.065	ok	1.066	1.006-1.126
Bromoform	14.65	13.93	1.052	ok	1.052	0.992-1.112
Bromomethane	4.95	7.96	0.622	ok	0.622	0.562-0.682
Bromoethene	5.33	7.96	0.670	ok	0.670	0.610-0.730
n-Butane	4.78	7.96	0.601	ok	0.601	0.541-0.661
Benzyl Chloride	17.22	13.93	1.236	ok	1.236	1.176-1.296
n-Butylbenzene	18.05	13.93	1.296	ok	1.296	1.236-1.356
sec-Butylbenzene	17.37	13.93	1.247	ok	1.247	1.187-1.307
tert-Butylbenzene	17.05	13.93	1.224	ok	1.224	1.164-1.284
Carbon disulfide	6.47	7.96	0.813	ok	0.813	0.753-0.873
Chlorobenzene	13.97	13.93	1.003	ok	1.003	0.943-1.063
Chlorodifluoromethane	4.28	7.96	0.538	ok	0.538	0.478-0.598
Chloroethane	5.07	7.96	0.637	ok	0.637	0.577-0.697
Chlorotrifluoroethene	4.31	7.96	0.541	ok	0.542	0.482-0.602
Chloroform	8.06	7.96	1.013	ok	1.014	0.954-1.074
Chloromethane	4.49	7.96	0.564	ok	0.564	0.504-0.624
3-Chloropropene	6.29	7.96	0.790	ok	0.791	0.731-0.851
2-Chlorotoluene	16.28	13.93	1.169	ok	1.169	1.109-1.229
Carbon tetrachloride	9.50	7.96	1.193	ok	1.194	1.134-1.254
Cyclohexane	9.61	9.67	0.994	ok	0.994	0.934-1.054
1,1-Dichloroethane	7.11	7.96	0.893	ok	0.894	0.834-0.954
1,1-Dichloroethylene	6.11	7.96	0.768	ok	0.768	0.708-0.828
1,2-Dibromoethane (EDB)	12.80	13.93	0.919	ok	0.919	0.859-0.979
1,2-Dichloroethane	8.71	7.96	1.094	ok	1.095	1.035-1.155
1,2-Dichloropropane	10.12	9.67	1.047	ok	1.047	0.987-1.107
1,3-Dichloropropane	12.14	9.67	1.255	ok	1.256	1.196-1.316
1,4-Dioxane	10.35	9.67	1.070	ok	1.072	1.012-1.132
Dichlorodifluoromethane	4.36	7.96	0.548	ok	0.549	0.489-0.609
Dichlorofluoromethane	5.12	7.96	0.643	ok	0.644	0.584-0.704
Dibromochloromethane	12.55	13.93	0.901	ok	0.901	0.841-0.961
Dibromomethane	10.09	9.67	1.043	ok	1.044	0.984-1.104
trans-1,2-Dichloroethylene	6.94	7.96	0.872	ok	0.873	0.813-0.933

Initial Calibration Retention Time/Internal Standard Area Summary

Job Number: JD61280
Account: CARICH C. A. Rich Consultants
Project: Brent Mako Building 3 Investigation, Enter Lane, Islandia, NY

Sample Number	Lab File ID	Injected	By	Level	Inst ID	Method	
V3W3100-IC3100	3W78714.D	01/06/23 10:20	TCH	0.04	GCMS3W	TO-15	
V3W3100-IC3100	3W78715.D	01/06/23 11:00	TCH	0.1	GCMS3W	TO-15	
V3W3100-IC3100	3W78716.D	01/06/23 11:40	TCH	0.2	GCMS3W	TO-15	
V3W3100-IC3100	3W78717.D	01/06/23 12:21	TCH	0.5	GCMS3W	TO-15	
V3W3100-IC3100	3W78719.D	01/06/23 13:39	TCH	5	GCMS3W	TO-15	Reporting this level
V3W3100-ICC3100	3W78720.D	01/06/23 14:19	TCH	10	GCMS3W	TO-15	
V3W3100-IC3100	3W78721.D	01/06/23 15:01	TCH	20	GCMS3W	TO-15	
V3W3100-IC3100	3W78722.D	01/06/23 15:47	TCH	40	GCMS3W	TO-15	
V3W3100-IC3100	3W78723.D	01/06/23 16:34	TCH	50	GCMS3W	TO-15	

Target Compound	RT (min.)	Istd RT (min.)	Rel RT		Mean Rel RT	Rel RT Range (+ /- .06)
cis-1,2-Dichloroethylene	7.81	7.96	0.981	ok	0.982	0.922-1.042
cis-1,3-Dichloropropene	11.15	9.67	1.153	ok	1.154	1.094-1.214
m-Dichlorobenzene	17.24	13.93	1.238	ok	1.238	1.178-1.298
o-Dichlorobenzene	17.71	13.93	1.271	ok	1.272	1.212-1.332
p-Dichlorobenzene	17.31	13.93	1.243	ok	1.243	1.183-1.303
trans-1,3-Dichloropropene	11.66	9.67	1.206	ok	1.207	1.147-1.267
Di-Isopropyl ether	7.96	7.96	1.000	ok	1.001	0.941-1.061
2,3-Dimethylpentane	9.81	9.67	1.014	ok	1.015	0.955-1.075
2,4-Dimethylpentane	8.74	7.96	1.098	ok	1.099	1.039-1.159
Ethanol	5.14	7.96	0.646	ok	0.647	0.587-0.707
Ethylbenzene	14.36	13.93	1.031	ok	1.031	0.971-1.091
Ethyl Acetate	7.98	7.96	1.003	ok	1.004	0.944-1.064
Ethyl Acrylate	10.09	9.67	1.043	ok	1.045	0.985-1.105
4-Ethyltoluene	16.49	13.93	1.184	ok	1.184	1.124-1.244
Freon 113	6.39	7.96	0.803	ok	0.804	0.744-0.864
Freon 114	4.55	7.96	0.572	ok	0.572	0.512-0.632
Freon 123	5.41	7.96	0.680	ok	0.681	0.621-0.741
Freon 123A	5.46	7.96	0.686	ok	0.686	0.626-0.746
Freon 142B	4.47	7.96	0.562	ok	0.562	0.502-0.622
Freon 152A	4.25	7.96	0.534	ok	0.534	0.474-0.594
Heptane	10.59	9.67	1.095	ok	1.096	1.036-1.156
Hexachlorobutadiene	20.23	13.93	1.452	ok	1.453	1.393-1.513
Hexachloroethane	18.49	13.93	1.327	ok	1.328	1.268-1.388
Hexane	7.97	7.96	1.001	ok	1.002	0.942-1.062
2-Hexanone	12.38	13.93	0.889	ok	0.890	0.830-0.950
Iodomethane	6.07	7.96	0.763	ok	0.763	0.703-0.823
Isopropylbenzene	15.72	13.93	1.128	ok	1.129	1.069-1.189
Isopropyl Alcohol	5.68	7.96	0.714	ok	0.714	0.654-0.774
p-Isopropyltoluene	17.56	13.93	1.261	ok	1.261	1.201-1.321
Methylene chloride	6.20	7.96	0.779	ok	0.780	0.720-0.840
Methyl ethyl ketone	7.44	7.96	0.935	ok	0.936	0.876-0.996
Methyl Isobutyl Ketone	11.19	9.67	1.157	ok	1.159	1.099-1.219
Methyl Tert Butyl Ether	7.15	7.96	0.898	ok	0.900	0.840-0.960
Methylmethacrylate	10.51	9.67	1.087	ok	1.088	1.028-1.148
Naphthalene	19.83	13.93	1.424	ok	1.424	1.364-1.484
Nonane	15.30	13.93	1.098	ok	1.099	1.039-1.159
Octane	13.10	13.93	0.940	ok	0.941	0.881-1.001
Pentane	5.89	7.96	0.740	ok	0.740	0.680-0.800
n-Propylbenzene	16.32	13.93	1.172	ok	1.172	1.112-1.232

Initial Calibration Retention Time/Internal Standard Area Summary

Job Number: JD61280
Account: CARICH C. A. Rich Consultants
Project: Brent Mako Building 3 Investigation, Enter Lane, Islandia, NY

Sample Number	Lab File ID	Injected	By	Level	Inst ID	Method	
V3W3100-IC3100	3W78714.D	01/06/23 10:20	TCH	0.04	GCMS3W	TO-15	
V3W3100-IC3100	3W78715.D	01/06/23 11:00	TCH	0.1	GCMS3W	TO-15	
V3W3100-IC3100	3W78716.D	01/06/23 11:40	TCH	0.2	GCMS3W	TO-15	
V3W3100-IC3100	3W78717.D	01/06/23 12:21	TCH	0.5	GCMS3W	TO-15	
V3W3100-IC3100	3W78719.D	01/06/23 13:39	TCH	5	GCMS3W	TO-15	Reporting this level
V3W3100-ICC3100	3W78720.D	01/06/23 14:19	TCH	10	GCMS3W	TO-15	
V3W3100-IC3100	3W78721.D	01/06/23 15:01	TCH	20	GCMS3W	TO-15	
V3W3100-IC3100	3W78722.D	01/06/23 15:47	TCH	40	GCMS3W	TO-15	
V3W3100-IC3100	3W78723.D	01/06/23 16:34	TCH	50	GCMS3W	TO-15	

Target Compound	RT (min.)	Istd RT (min.)	Rel RT		Mean Rel RT	Rel RT Range (+ /- .06)
Propylene	4.31	7.96	0.541	ok	0.542	0.482-0.602
Styrene	14.95	13.93	1.073	ok	1.073	1.013-1.133
1,1,1-Trichloroethane	8.94	7.96	1.123	ok	1.124	1.064-1.184
1,1,1,2-Tetrachloroethane	13.95	13.93	1.001	ok	1.002	0.942-1.062
1,1,2,2-Tetrachloroethane	15.06	13.93	1.081	ok	1.081	1.021-1.141
1,1,2-Trichloroethane	11.85	9.67	1.225	ok	1.226	1.166-1.286
1,2,4-Trichlorobenzene	19.71	13.93	1.415	ok	1.415	1.355-1.475
1,2,3-Trichloropropane	15.20	13.93	1.091	ok	1.092	1.032-1.152
1,2,3-Trimethylbenzene	17.55	13.93	1.260	ok	1.260	1.200-1.320
1,2,4-Trimethylbenzene	17.06	13.93	1.225	ok	1.225	1.165-1.285
1,3,5-Trimethylbenzene	16.58	13.93	1.190	ok	1.190	1.130-1.250
2,2,4-Trimethylpentane	10.35	9.67	1.070	ok	1.071	1.011-1.131
Tertiary Butyl Alcohol	6.14	7.96	0.771	ok	0.773	0.713-0.833
Tetrachloroethylene	13.26	13.93	0.952	ok	0.952	0.892-1.012
Tetrahydrofuran	8.44	7.96	1.060	ok	1.062	1.002-1.122
Toluene	12.12	9.67	1.253	ok	1.254	1.194-1.314
Trichloroethylene	10.33	9.67	1.068	ok	1.069	1.009-1.129
Trichlorofluoromethane	5.63	7.96	0.707	ok	0.708	0.648-0.768
Vinyl chloride	4.65	7.96	0.584	ok	0.584	0.524-0.644
Vinyl Acetate	7.21	7.96	0.906	ok	0.907	0.847-0.967
m,p-Xylene	14.56	13.93	1.045	ok	1.045	0.985-1.105
o-Xylene	15.06	13.93	1.081	ok	1.082	1.022-1.142
TVHC As Equiv Pentane	5.88	13.93	0.422	ok	0.422	0.362-0.482

Internal Standard	RT (min.)		Mean RT(min.)	RT Range (+ /- 0.33)	Area		Mean Area	Area Range (+ /- 40 %)
Bromochloromethane	7.96	ok	7.96	7.63-8.29	87801	ok	85991	51595-120387
1,4-Difluorobenzene	9.67	ok	9.67	9.34-10.00	465745	ok	466458	279875-653041
Chlorobenzene-D5	13.93	ok	13.93	13.60-14.26	260919	ok	268339	161003-375675

Initial Calibration Retention Time/Internal Standard Area Summary

Job Number: JD61280
Account: CARICH C. A. Rich Consultants
Project: Brent Mako Building 3 Investigation, Enter Lane, Islandia, NY

Sample Number	Lab File ID	Injected	By	Level	Inst ID	Method	
V3W3100-IC3100	3W78714.D	01/06/23 10:20	TCH	0.04	GCMS3W	TO-15	
V3W3100-IC3100	3W78715.D	01/06/23 11:00	TCH	0.1	GCMS3W	TO-15	
V3W3100-IC3100	3W78716.D	01/06/23 11:40	TCH	0.2	GCMS3W	TO-15	
V3W3100-IC3100	3W78717.D	01/06/23 12:21	TCH	0.5	GCMS3W	TO-15	
V3W3100-IC3100	3W78719.D	01/06/23 13:39	TCH	5	GCMS3W	TO-15	
V3W3100-ICC3100	3W78720.D	01/06/23 14:19	TCH	10	GCMS3W	TO-15	Reporting this level
V3W3100-IC3100	3W78721.D	01/06/23 15:01	TCH	20	GCMS3W	TO-15	
V3W3100-IC3100	3W78722.D	01/06/23 15:47	TCH	40	GCMS3W	TO-15	
V3W3100-IC3100	3W78723.D	01/06/23 16:34	TCH	50	GCMS3W	TO-15	

Target Compound	RT (min.)	Istd RT (min.)	Rel RT		Mean Rel RT	Rel RT Range (+ /- .06)
Acetone (2-Propanone)	5.51	7.95	0.693	ok	0.693	0.633-0.753
Acrolein	5.40	7.95	0.679	ok	0.680	0.620-0.740
Acrylonitrile	5.85	7.95	0.736	ok	0.736	0.676-0.796
Acetonitrile	5.31	7.95	0.668	ok	0.668	0.608-0.728
1,3-Butadiene	4.75	7.95	0.597	ok	0.597	0.537-0.657
Benzene	9.36	9.67	0.968	ok	0.969	0.909-1.029
Bromobenzene	15.83	13.93	1.136	ok	1.136	1.076-1.196
Bromodichloromethane	10.30	9.67	1.065	ok	1.066	1.006-1.126
Bromoform	14.65	13.93	1.052	ok	1.052	0.992-1.112
Bromomethane	4.95	7.95	0.623	ok	0.622	0.562-0.682
Bromoethene	5.33	7.95	0.670	ok	0.670	0.610-0.730
n-Butane	4.78	7.95	0.601	ok	0.601	0.541-0.661
Benzyl Chloride	17.22	13.93	1.236	ok	1.236	1.176-1.296
n-Butylbenzene	18.05	13.93	1.296	ok	1.296	1.236-1.356
sec-Butylbenzene	17.37	13.93	1.247	ok	1.247	1.187-1.307
tert-Butylbenzene	17.05	13.93	1.224	ok	1.224	1.164-1.284
Carbon disulfide	6.47	7.95	0.814	ok	0.813	0.753-0.873
Chlorobenzene	13.97	13.93	1.003	ok	1.003	0.943-1.063
Chlorodifluoromethane	4.28	7.95	0.538	ok	0.538	0.478-0.598
Chloroethane	5.07	7.95	0.638	ok	0.637	0.577-0.697
Chlorotrifluoroethene	4.31	7.95	0.542	ok	0.542	0.482-0.602
Chloroform	8.06	7.95	1.014	ok	1.014	0.954-1.074
Chloromethane	4.49	7.95	0.565	ok	0.564	0.504-0.624
3-Chloropropene	6.29	7.95	0.791	ok	0.791	0.731-0.851
2-Chlorotoluene	16.28	13.93	1.169	ok	1.169	1.109-1.229
Carbon tetrachloride	9.50	7.95	1.195	ok	1.194	1.134-1.254
Cyclohexane	9.61	9.67	0.994	ok	0.994	0.934-1.054
1,1-Dichloroethane	7.11	7.95	0.894	ok	0.894	0.834-0.954
1,1-Dichloroethylene	6.11	7.95	0.769	ok	0.768	0.708-0.828
1,2-Dibromoethane (EDB)	12.80	13.93	0.919	ok	0.919	0.859-0.979
1,2-Dichloroethane	8.71	7.95	1.096	ok	1.095	1.035-1.155
1,2-Dichloropropane	10.11	9.67	1.046	ok	1.047	0.987-1.107
1,3-Dichloropropane	12.14	9.67	1.255	ok	1.256	1.196-1.316
1,4-Dioxane	10.34	9.67	1.069	ok	1.072	1.012-1.132
Dichlorodifluoromethane	4.37	7.95	0.550	ok	0.549	0.489-0.609
Dichlorofluoromethane	5.12	7.95	0.644	ok	0.644	0.584-0.704
Dibromochloromethane	12.55	13.93	0.901	ok	0.901	0.841-0.961
Dibromomethane	10.09	9.67	1.043	ok	1.044	0.984-1.104
trans-1,2-Dichloroethylene	6.94	7.95	0.873	ok	0.873	0.813-0.933

Initial Calibration Retention Time/Internal Standard Area Summary

Job Number: JD61280
Account: CARICH C. A. Rich Consultants
Project: Brent Mako Building 3 Investigation, Enter Lane, Islandia, NY

Sample Number	Lab File ID	Injected	By	Level	Inst ID	Method	
V3W3100-IC3100	3W78714.D	01/06/23 10:20	TCH	0.04	GCMS3W	TO-15	
V3W3100-IC3100	3W78715.D	01/06/23 11:00	TCH	0.1	GCMS3W	TO-15	
V3W3100-IC3100	3W78716.D	01/06/23 11:40	TCH	0.2	GCMS3W	TO-15	
V3W3100-IC3100	3W78717.D	01/06/23 12:21	TCH	0.5	GCMS3W	TO-15	
V3W3100-IC3100	3W78719.D	01/06/23 13:39	TCH	5	GCMS3W	TO-15	
V3W3100-ICC3100	3W78720.D	01/06/23 14:19	TCH	10	GCMS3W	TO-15	Reporting this level
V3W3100-IC3100	3W78721.D	01/06/23 15:01	TCH	20	GCMS3W	TO-15	
V3W3100-IC3100	3W78722.D	01/06/23 15:47	TCH	40	GCMS3W	TO-15	
V3W3100-IC3100	3W78723.D	01/06/23 16:34	TCH	50	GCMS3W	TO-15	

Target Compound	RT (min.)	Istd RT (min.)	Rel RT		Mean Rel RT	Rel RT Range (+ /- .06)
cis-1,2-Dichloroethylene	7.81	7.95	0.982	ok	0.982	0.922-1.042
cis-1,3-Dichloropropene	11.15	9.67	1.153	ok	1.154	1.094-1.214
m-Dichlorobenzene	17.24	13.93	1.238	ok	1.238	1.178-1.298
o-Dichlorobenzene	17.72	13.93	1.272	ok	1.272	1.212-1.332
p-Dichlorobenzene	17.31	13.93	1.243	ok	1.243	1.183-1.303
trans-1,3-Dichloropropene	11.66	9.67	1.206	ok	1.207	1.147-1.267
Di-Isopropyl ether	7.96	7.95	1.001	ok	1.001	0.941-1.061
2,3-Dimethylpentane	9.81	9.67	1.014	ok	1.015	0.955-1.075
2,4-Dimethylpentane	8.74	7.95	1.099	ok	1.099	1.039-1.159
Ethanol	5.14	7.95	0.647	ok	0.647	0.587-0.707
Ethylbenzene	14.36	13.93	1.031	ok	1.031	0.971-1.091
Ethyl Acetate	7.98	7.95	1.004	ok	1.004	0.944-1.064
Ethyl Acrylate	10.09	9.67	1.043	ok	1.045	0.985-1.105
4-Ethyltoluene	16.49	13.93	1.184	ok	1.184	1.124-1.244
Freon 113	6.39	7.95	0.804	ok	0.804	0.744-0.864
Freon 114	4.55	7.95	0.572	ok	0.572	0.512-0.632
Freon 123	5.41	7.95	0.681	ok	0.681	0.621-0.741
Freon 123A	5.46	7.95	0.687	ok	0.686	0.626-0.746
Freon 142B	4.47	7.95	0.562	ok	0.562	0.502-0.622
Freon 152A	4.25	7.95	0.535	ok	0.534	0.474-0.594
Heptane	10.59	9.67	1.095	ok	1.096	1.036-1.156
Hexachlorobutadiene	20.23	13.93	1.452	ok	1.453	1.393-1.513
Hexachloroethane	18.49	13.93	1.327	ok	1.328	1.268-1.388
Hexane	7.97	7.95	1.003	ok	1.002	0.942-1.062
2-Hexanone	12.37	13.93	0.888	ok	0.890	0.830-0.950
Iodomethane	6.07	7.95	0.764	ok	0.763	0.703-0.823
Isopropylbenzene	15.73	13.93	1.129	ok	1.129	1.069-1.189
Isopropyl Alcohol	5.67	7.95	0.713	ok	0.714	0.654-0.774
p-Isopropyltoluene	17.56	13.93	1.261	ok	1.261	1.201-1.321
Methylene chloride	6.20	7.95	0.780	ok	0.780	0.720-0.840
Methyl ethyl ketone	7.43	7.95	0.935	ok	0.936	0.876-0.996
Methyl Isobutyl Ketone	11.19	9.67	1.157	ok	1.159	1.099-1.219
Methyl Tert Butyl Ether	7.15	7.95	0.899	ok	0.900	0.840-0.960
Methylmethacrylate	10.51	9.67	1.087	ok	1.088	1.028-1.148
Naphthalene	19.83	13.93	1.424	ok	1.424	1.364-1.484
Nonane	15.30	13.93	1.098	ok	1.099	1.039-1.159
Octane	13.10	13.93	0.940	ok	0.941	0.881-1.001
Pentane	5.88	7.95	0.740	ok	0.740	0.680-0.800
n-Propylbenzene	16.32	13.93	1.172	ok	1.172	1.112-1.232

Initial Calibration Retention Time/Internal Standard Area Summary

Job Number: JD61280
Account: CARICH C. A. Rich Consultants
Project: Brent Mako Building 3 Investigation, Enter Lane, Islandia, NY

Sample Number	Lab File ID	Injected	By	Level	Inst ID	Method	
V3W3100-IC3100	3W78714.D	01/06/23 10:20	TCH	0.04	GCMS3W	TO-15	
V3W3100-IC3100	3W78715.D	01/06/23 11:00	TCH	0.1	GCMS3W	TO-15	
V3W3100-IC3100	3W78716.D	01/06/23 11:40	TCH	0.2	GCMS3W	TO-15	
V3W3100-IC3100	3W78717.D	01/06/23 12:21	TCH	0.5	GCMS3W	TO-15	
V3W3100-IC3100	3W78719.D	01/06/23 13:39	TCH	5	GCMS3W	TO-15	
V3W3100-ICC3100	3W78720.D	01/06/23 14:19	TCH	10	GCMS3W	TO-15	Reporting this level
V3W3100-IC3100	3W78721.D	01/06/23 15:01	TCH	20	GCMS3W	TO-15	
V3W3100-IC3100	3W78722.D	01/06/23 15:47	TCH	40	GCMS3W	TO-15	
V3W3100-IC3100	3W78723.D	01/06/23 16:34	TCH	50	GCMS3W	TO-15	

Target Compound	RT (min.)	Istd RT (min.)	Rel RT		Mean Rel RT	Rel RT Range (+ /- .06)
Propylene	4.31	7.95	0.542	ok	0.542	0.482-0.602
Styrene	14.95	13.93	1.073	ok	1.073	1.013-1.133
1,1,1-Trichloroethane	8.94	7.95	1.125	ok	1.124	1.064-1.184
1,1,1,2-Tetrachloroethane	13.95	13.93	1.001	ok	1.002	0.942-1.062
1,1,2,2-Tetrachloroethane	15.06	13.93	1.081	ok	1.081	1.021-1.141
1,1,2-Trichloroethane	11.85	9.67	1.225	ok	1.226	1.166-1.286
1,2,4-Trichlorobenzene	19.71	13.93	1.415	ok	1.415	1.355-1.475
1,2,3-Trichloropropane	15.20	13.93	1.091	ok	1.092	1.032-1.152
1,2,3-Trimethylbenzene	17.56	13.93	1.261	ok	1.260	1.200-1.320
1,2,4-Trimethylbenzene	17.06	13.93	1.225	ok	1.225	1.165-1.285
1,3,5-Trimethylbenzene	16.58	13.93	1.190	ok	1.190	1.130-1.250
2,2,4-Trimethylpentane	10.35	9.67	1.070	ok	1.071	1.011-1.131
Tertiary Butyl Alcohol	6.13	7.95	0.771	ok	0.773	0.713-0.833
Tetrachloroethylene	13.26	13.93	0.952	ok	0.952	0.892-1.012
Tetrahydrofuran	8.43	7.95	1.060	ok	1.062	1.002-1.122
Toluene	12.12	9.67	1.253	ok	1.254	1.194-1.314
Trichloroethylene	10.33	9.67	1.068	ok	1.069	1.009-1.129
Trichlorofluoromethane	5.63	7.95	0.708	ok	0.708	0.648-0.768
Vinyl chloride	4.64	7.95	0.584	ok	0.584	0.524-0.644
Vinyl Acetate	7.21	7.95	0.907	ok	0.907	0.847-0.967
m,p-Xylene	14.56	13.93	1.045	ok	1.045	0.985-1.105
o-Xylene	15.07	13.93	1.082	ok	1.082	1.022-1.142
TVHC As Equiv Pentane	5.88	13.93	0.422	ok	0.422	0.362-0.482

Internal Standard	RT (min.)		Mean RT(min.)	RT Range (+ /- 0.33)	Area		Mean Area	Area Range (+ /- 40 %)
Bromochloromethane	7.95	ok	7.96	7.63-8.29	85950	ok	85991	51595-120387
1,4-Difluorobenzene	9.67	ok	9.67	9.34-10.00	457105	ok	466458	279875-653041
Chlorobenzene-D5	13.93	ok	13.93	13.60-14.26	264322	ok	268339	161003-375675

Initial Calibration Retention Time/Internal Standard Area Summary

Job Number: JD61280
Account: CARICH C. A. Rich Consultants
Project: Brent Mako Building 3 Investigation, Enter Lane, Islandia, NY

Sample Number	Lab File ID	Injected	By	Level	Inst ID	Method	
V3W3100-IC3100	3W78714.D	01/06/23 10:20	TCH	0.04	GCMS3W	TO-15	
V3W3100-IC3100	3W78715.D	01/06/23 11:00	TCH	0.1	GCMS3W	TO-15	
V3W3100-IC3100	3W78716.D	01/06/23 11:40	TCH	0.2	GCMS3W	TO-15	
V3W3100-IC3100	3W78717.D	01/06/23 12:21	TCH	0.5	GCMS3W	TO-15	
V3W3100-IC3100	3W78719.D	01/06/23 13:39	TCH	5	GCMS3W	TO-15	
V3W3100-ICC3100	3W78720.D	01/06/23 14:19	TCH	10	GCMS3W	TO-15	
V3W3100-IC3100	3W78721.D	01/06/23 15:01	TCH	20	GCMS3W	TO-15	Reporting this level
V3W3100-IC3100	3W78722.D	01/06/23 15:47	TCH	40	GCMS3W	TO-15	
V3W3100-IC3100	3W78723.D	01/06/23 16:34	TCH	50	GCMS3W	TO-15	

Target Compound	RT (min.)	Istd RT (min.)	Rel RT		Mean Rel RT	Rel RT Range (+ /- .06)
Acetone (2-Propanone)	5.51	7.96	0.692	ok	0.693	0.633-0.753
Acrolein	5.41	7.96	0.680	ok	0.680	0.620-0.740
Acrylonitrile	5.85	7.96	0.735	ok	0.736	0.676-0.796
Acetonitrile	5.32	7.96	0.668	ok	0.668	0.608-0.728
1,3-Butadiene	4.75	7.96	0.597	ok	0.597	0.537-0.657
Benzene	9.36	9.67	0.968	ok	0.969	0.909-1.029
Bromobenzene	15.83	13.93	1.136	ok	1.136	1.076-1.196
Bromodichloromethane	10.31	9.67	1.066	ok	1.066	1.006-1.126
Bromoform	14.65	13.93	1.052	ok	1.052	0.992-1.112
Bromomethane	4.95	7.96	0.622	ok	0.622	0.562-0.682
Bromoethene	5.33	7.96	0.670	ok	0.670	0.610-0.730
n-Butane	4.78	7.96	0.601	ok	0.601	0.541-0.661
Benzyl Chloride	17.22	13.93	1.236	ok	1.236	1.176-1.296
n-Butylbenzene	18.06	13.93	1.296	ok	1.296	1.236-1.356
sec-Butylbenzene	17.37	13.93	1.247	ok	1.247	1.187-1.307
tert-Butylbenzene	17.05	13.93	1.224	ok	1.224	1.164-1.284
Carbon disulfide	6.47	7.96	0.813	ok	0.813	0.753-0.873
Chlorobenzene	13.97	13.93	1.003	ok	1.003	0.943-1.063
Chlorodifluoromethane	4.29	7.96	0.539	ok	0.538	0.478-0.598
Chloroethane	5.07	7.96	0.637	ok	0.637	0.577-0.697
Chlorotrifluoroethene	4.32	7.96	0.543	ok	0.542	0.482-0.602
Chloroform	8.07	7.96	1.014	ok	1.014	0.954-1.074
Chloromethane	4.49	7.96	0.564	ok	0.564	0.504-0.624
3-Chloropropene	6.30	7.96	0.791	ok	0.791	0.731-0.851
2-Chlorotoluene	16.28	13.93	1.169	ok	1.169	1.109-1.229
Carbon tetrachloride	9.50	7.96	1.193	ok	1.194	1.134-1.254
Cyclohexane	9.61	9.67	0.994	ok	0.994	0.934-1.054
1,1-Dichloroethane	7.12	7.96	0.894	ok	0.894	0.834-0.954
1,1-Dichloroethylene	6.12	7.96	0.769	ok	0.768	0.708-0.828
1,2-Dibromoethane (EDB)	12.80	13.93	0.919	ok	0.919	0.859-0.979
1,2-Dichloroethane	8.72	7.96	1.095	ok	1.095	1.035-1.155
1,2-Dichloropropane	10.12	9.67	1.047	ok	1.047	0.987-1.107
1,3-Dichloropropane	12.14	9.67	1.255	ok	1.256	1.196-1.316
1,4-Dioxane	10.34	9.67	1.069	ok	1.072	1.012-1.132
Dichlorodifluoromethane	4.37	7.96	0.549	ok	0.549	0.489-0.609
Dichlorofluoromethane	5.13	7.96	0.644	ok	0.644	0.584-0.704
Dibromochloromethane	12.56	13.93	0.902	ok	0.901	0.841-0.961
Dibromomethane	10.10	9.67	1.044	ok	1.044	0.984-1.104
trans-1,2-Dichloroethylene	6.95	7.96	0.873	ok	0.873	0.813-0.933

Initial Calibration Retention Time/Internal Standard Area Summary

Job Number: JD61280
Account: CARICH C. A. Rich Consultants
Project: Brent Mako Building 3 Investigation, Enter Lane, Islandia, NY

Sample Number	Lab File ID	Injected	By	Level	Inst ID	Method	
V3W3100-IC3100	3W78714.D	01/06/23 10:20	TCH	0.04	GCMS3W	TO-15	
V3W3100-IC3100	3W78715.D	01/06/23 11:00	TCH	0.1	GCMS3W	TO-15	
V3W3100-IC3100	3W78716.D	01/06/23 11:40	TCH	0.2	GCMS3W	TO-15	
V3W3100-IC3100	3W78717.D	01/06/23 12:21	TCH	0.5	GCMS3W	TO-15	
V3W3100-IC3100	3W78719.D	01/06/23 13:39	TCH	5	GCMS3W	TO-15	
V3W3100-ICC3100	3W78720.D	01/06/23 14:19	TCH	10	GCMS3W	TO-15	
V3W3100-IC3100	3W78721.D	01/06/23 15:01	TCH	20	GCMS3W	TO-15	Reporting this level
V3W3100-IC3100	3W78722.D	01/06/23 15:47	TCH	40	GCMS3W	TO-15	
V3W3100-IC3100	3W78723.D	01/06/23 16:34	TCH	50	GCMS3W	TO-15	

Target Compound	RT (min.)	Istd RT (min.)	Rel RT		Mean Rel RT	Rel RT Range (+ /- .06)
cis-1,2-Dichloroethylene	7.81	7.96	0.981	ok	0.982	0.922-1.042
cis-1,3-Dichloropropene	11.16	9.67	1.154	ok	1.154	1.094-1.214
m-Dichlorobenzene	17.24	13.93	1.238	ok	1.238	1.178-1.298
o-Dichlorobenzene	17.72	13.93	1.272	ok	1.272	1.212-1.332
p-Dichlorobenzene	17.32	13.93	1.243	ok	1.243	1.183-1.303
trans-1,3-Dichloropropene	11.67	9.67	1.207	ok	1.207	1.147-1.267
Di-Isopropyl ether	7.96	7.96	1.000	ok	1.001	0.941-1.061
2,3-Dimethylpentane	9.81	9.67	1.014	ok	1.015	0.955-1.075
2,4-Dimethylpentane	8.75	7.96	1.099	ok	1.099	1.039-1.159
Ethanol	5.15	7.96	0.647	ok	0.647	0.587-0.707
Ethylbenzene	14.37	13.93	1.032	ok	1.031	0.971-1.091
Ethyl Acetate	7.98	7.96	1.003	ok	1.004	0.944-1.064
Ethyl Acrylate	10.10	9.67	1.044	ok	1.045	0.985-1.105
4-Ethyltoluene	16.49	13.93	1.184	ok	1.184	1.124-1.244
Freon 113	6.40	7.96	0.804	ok	0.804	0.744-0.864
Freon 114	4.56	7.96	0.573	ok	0.572	0.512-0.632
Freon 123	5.42	7.96	0.681	ok	0.681	0.621-0.741
Freon 123A	5.46	7.96	0.686	ok	0.686	0.626-0.746
Freon 142B	4.47	7.96	0.562	ok	0.562	0.502-0.622
Freon 152A	4.25	7.96	0.534	ok	0.534	0.474-0.594
Heptane	10.60	9.67	1.096	ok	1.096	1.036-1.156
Hexachlorobutadiene	20.24	13.93	1.453	ok	1.453	1.393-1.513
Hexachloroethane	18.49	13.93	1.327	ok	1.328	1.268-1.388
Hexane	7.97	7.96	1.001	ok	1.002	0.942-1.062
2-Hexanone	12.38	13.93	0.889	ok	0.890	0.830-0.950
Iodomethane	6.07	7.96	0.763	ok	0.763	0.703-0.823
Isopropylbenzene	15.73	13.93	1.129	ok	1.129	1.069-1.189
Isopropyl Alcohol	5.68	7.96	0.714	ok	0.714	0.654-0.774
p-Isopropyltoluene	17.56	13.93	1.261	ok	1.261	1.201-1.321
Methylene chloride	6.21	7.96	0.780	ok	0.780	0.720-0.840
Methyl ethyl ketone	7.44	7.96	0.935	ok	0.936	0.876-0.996
Methyl Isobutyl Ketone	11.19	9.67	1.157	ok	1.159	1.099-1.219
Methyl Tert Butyl Ether	7.16	7.96	0.899	ok	0.900	0.840-0.960
Methylmethacrylate	10.51	9.67	1.087	ok	1.088	1.028-1.148
Naphthalene	19.83	13.93	1.424	ok	1.424	1.364-1.484
Nonane	15.31	13.93	1.099	ok	1.099	1.039-1.159
Octane	13.10	13.93	0.940	ok	0.941	0.881-1.001
Pentane	5.89	7.96	0.740	ok	0.740	0.680-0.800
n-Propylbenzene	16.32	13.93	1.172	ok	1.172	1.112-1.232

Initial Calibration Retention Time/Internal Standard Area Summary

Job Number: JD61280
Account: CARICH C. A. Rich Consultants
Project: Brent Mako Building 3 Investigation, Enter Lane, Islandia, NY

Sample Number	Lab File ID	Injected	By	Level	Inst ID	Method	
V3W3100-IC3100	3W78714.D	01/06/23 10:20	TCH	0.04	GCMS3W	TO-15	
V3W3100-IC3100	3W78715.D	01/06/23 11:00	TCH	0.1	GCMS3W	TO-15	
V3W3100-IC3100	3W78716.D	01/06/23 11:40	TCH	0.2	GCMS3W	TO-15	
V3W3100-IC3100	3W78717.D	01/06/23 12:21	TCH	0.5	GCMS3W	TO-15	
V3W3100-IC3100	3W78719.D	01/06/23 13:39	TCH	5	GCMS3W	TO-15	
V3W3100-ICC3100	3W78720.D	01/06/23 14:19	TCH	10	GCMS3W	TO-15	
V3W3100-IC3100	3W78721.D	01/06/23 15:01	TCH	20	GCMS3W	TO-15	Reporting this level
V3W3100-IC3100	3W78722.D	01/06/23 15:47	TCH	40	GCMS3W	TO-15	
V3W3100-IC3100	3W78723.D	01/06/23 16:34	TCH	50	GCMS3W	TO-15	

Target Compound	RT (min.)	Istd RT (min.)	Rel RT		Mean Rel RT	Rel RT Range (+ /- .06)
Propylene	4.31	7.96	0.541	ok	0.542	0.482-0.602
Styrene	14.95	13.93	1.073	ok	1.073	1.013-1.133
1,1,1-Trichloroethane	8.94	7.96	1.123	ok	1.124	1.064-1.184
1,1,1,2-Tetrachloroethane	13.96	13.93	1.002	ok	1.002	0.942-1.062
1,1,2,2-Tetrachloroethane	15.06	13.93	1.081	ok	1.081	1.021-1.141
1,1,2-Trichloroethane	11.85	9.67	1.225	ok	1.226	1.166-1.286
1,2,4-Trichlorobenzene	19.71	13.93	1.415	ok	1.415	1.355-1.475
1,2,3-Trichloropropane	15.21	13.93	1.092	ok	1.092	1.032-1.152
1,2,3-Trimethylbenzene	17.56	13.93	1.261	ok	1.260	1.200-1.320
1,2,4-Trimethylbenzene	17.07	13.93	1.225	ok	1.225	1.165-1.285
1,3,5-Trimethylbenzene	16.58	13.93	1.190	ok	1.190	1.130-1.250
2,2,4-Trimethylpentane	10.35	9.67	1.070	ok	1.071	1.011-1.131
Tertiary Butyl Alcohol	6.15	7.96	0.773	ok	0.773	0.713-0.833
Tetrachloroethylene	13.27	13.93	0.953	ok	0.952	0.892-1.012
Tetrahydrofuran	8.43	7.96	1.059	ok	1.062	1.002-1.122
Toluene	12.12	9.67	1.253	ok	1.254	1.194-1.314
Trichloroethylene	10.34	9.67	1.069	ok	1.069	1.009-1.129
Trichlorofluoromethane	5.63	7.96	0.707	ok	0.708	0.648-0.768
Vinyl chloride	4.65	7.96	0.584	ok	0.584	0.524-0.644
Vinyl Acetate	7.22	7.96	0.907	ok	0.907	0.847-0.967
m,p-Xylene	14.56	13.93	1.045	ok	1.045	0.985-1.105
o-Xylene	15.07	13.93	1.082	ok	1.082	1.022-1.142
TVHC As Equiv Pentane	5.89	13.93	0.423	ok	0.422	0.362-0.482

Internal Standard	RT (min.)		Mean RT(min.)	RT Range (+ /- 0.33)	Area		Mean Area	Area Range (+ /- 40 %)
Bromochloromethane	7.96	ok	7.96	7.63-8.29	82258	ok	85991	51595-120387
1,4-Difluorobenzene	9.67	ok	9.67	9.34-10.00	455484	ok	466458	279875-653041
Chlorobenzene-D5	13.93	ok	13.93	13.60-14.26	271244	ok	268339	161003-375675

Initial Calibration Retention Time/Internal Standard Area Summary

Job Number: JD61280
Account: CARICH C. A. Rich Consultants
Project: Brent Mako Building 3 Investigation, Enter Lane, Islandia, NY

Sample Number	Lab File ID	Injected	By	Level	Inst ID	Method	
V3W3100-IC3100	3W78714.D	01/06/23 10:20	TCH	0.04	GCMS3W	TO-15	
V3W3100-IC3100	3W78715.D	01/06/23 11:00	TCH	0.1	GCMS3W	TO-15	
V3W3100-IC3100	3W78716.D	01/06/23 11:40	TCH	0.2	GCMS3W	TO-15	
V3W3100-IC3100	3W78717.D	01/06/23 12:21	TCH	0.5	GCMS3W	TO-15	
V3W3100-IC3100	3W78719.D	01/06/23 13:39	TCH	5	GCMS3W	TO-15	
V3W3100-ICC3100	3W78720.D	01/06/23 14:19	TCH	10	GCMS3W	TO-15	
V3W3100-IC3100	3W78721.D	01/06/23 15:01	TCH	20	GCMS3W	TO-15	
V3W3100-IC3100	3W78722.D	01/06/23 15:47	TCH	40	GCMS3W	TO-15	Reporting this level
V3W3100-IC3100	3W78723.D	01/06/23 16:34	TCH	50	GCMS3W	TO-15	

Target Compound	RT (min.)	Istd RT (min.)	Rel RT		Mean Rel RT	Rel RT Range (+ /- .06)
Acetone (2-Propanone)	5.51	7.96	0.692	ok	0.693	0.633-0.753
Acrolein	5.41	7.96	0.680	ok	0.680	0.620-0.740
Acrylonitrile	5.85	7.96	0.735	ok	0.736	0.676-0.796
Acetonitrile	5.32	7.96	0.668	ok	0.668	0.608-0.728
1,3-Butadiene	4.75	7.96	0.597	ok	0.597	0.537-0.657
Benzene	9.37	9.67	0.969	ok	0.969	0.909-1.029
Bromobenzene	15.84	13.93	1.137	ok	1.136	1.076-1.196
Bromodichloromethane	10.31	9.67	1.066	ok	1.066	1.006-1.126
Bromoform	14.66	13.93	1.052	ok	1.052	0.992-1.112
Bromomethane	4.95	7.96	0.622	ok	0.622	0.562-0.682
Bromoethene	5.33	7.96	0.670	ok	0.670	0.610-0.730
n-Butane	4.78	7.96	0.601	ok	0.601	0.541-0.661
Benzyl Chloride	17.23	13.93	1.237	ok	1.236	1.176-1.296
n-Butylbenzene	18.06	13.93	1.296	ok	1.296	1.236-1.356
sec-Butylbenzene	17.38	13.93	1.248	ok	1.247	1.187-1.307
tert-Butylbenzene	17.05	13.93	1.224	ok	1.224	1.164-1.284
Carbon disulfide	6.47	7.96	0.813	ok	0.813	0.753-0.873
Chlorobenzene	13.98	13.93	1.004	ok	1.003	0.943-1.063
Chlorodifluoromethane	4.28	7.96	0.538	ok	0.538	0.478-0.598
Chloroethane	5.07	7.96	0.637	ok	0.637	0.577-0.697
Chlorotrifluoroethene	4.31	7.96	0.541	ok	0.542	0.482-0.602
Chloroform	8.07	7.96	1.014	ok	1.014	0.954-1.074
Chloromethane	4.49	7.96	0.564	ok	0.564	0.504-0.624
3-Chloropropene	6.30	7.96	0.791	ok	0.791	0.731-0.851
2-Chlorotoluene	16.29	13.93	1.169	ok	1.169	1.109-1.229
Carbon tetrachloride	9.50	7.96	1.193	ok	1.194	1.134-1.254
Cyclohexane	9.61	9.67	0.994	ok	0.994	0.934-1.054
1,1-Dichloroethane	7.12	7.96	0.894	ok	0.894	0.834-0.954
1,1-Dichloroethylene	6.11	7.96	0.768	ok	0.768	0.708-0.828
1,2-Dibromoethane (EDB)	12.81	13.93	0.920	ok	0.919	0.859-0.979
1,2-Dichloroethane	8.72	7.96	1.095	ok	1.095	1.035-1.155
1,2-Dichloropropane	10.12	9.67	1.047	ok	1.047	0.987-1.107
1,3-Dichloropropane	12.15	9.67	1.256	ok	1.256	1.196-1.316
1,4-Dioxane	10.34	9.67	1.069	ok	1.072	1.012-1.132
Dichlorodifluoromethane	4.37	7.96	0.549	ok	0.549	0.489-0.609
Dichlorofluoromethane	5.12	7.96	0.643	ok	0.644	0.584-0.704
Dibromochloromethane	12.56	13.93	0.902	ok	0.901	0.841-0.961
Dibromomethane	10.11	9.67	1.046	ok	1.044	0.984-1.104
trans-1,2-Dichloroethylene	6.95	7.96	0.873	ok	0.873	0.813-0.933

Initial Calibration Retention Time/Internal Standard Area Summary

Job Number: JD61280
Account: CARICH C. A. Rich Consultants
Project: Brent Mako Building 3 Investigation, Enter Lane, Islandia, NY

Sample Number	Lab File ID	Injected	By	Level	Inst ID	Method	
V3W3100-IC3100	3W78714.D	01/06/23 10:20	TCH	0.04	GCMS3W	TO-15	
V3W3100-IC3100	3W78715.D	01/06/23 11:00	TCH	0.1	GCMS3W	TO-15	
V3W3100-IC3100	3W78716.D	01/06/23 11:40	TCH	0.2	GCMS3W	TO-15	
V3W3100-IC3100	3W78717.D	01/06/23 12:21	TCH	0.5	GCMS3W	TO-15	
V3W3100-IC3100	3W78719.D	01/06/23 13:39	TCH	5	GCMS3W	TO-15	
V3W3100-ICC3100	3W78720.D	01/06/23 14:19	TCH	10	GCMS3W	TO-15	
V3W3100-IC3100	3W78721.D	01/06/23 15:01	TCH	20	GCMS3W	TO-15	
V3W3100-IC3100	3W78722.D	01/06/23 15:47	TCH	40	GCMS3W	TO-15	Reporting this level
V3W3100-IC3100	3W78723.D	01/06/23 16:34	TCH	50	GCMS3W	TO-15	

Target Compound	RT (min.)	Istd RT (min.)	Rel RT		Mean Rel RT	Rel RT Range (+ /- .06)
cis-1,2-Dichloroethylene	7.82	7.96	0.982	ok	0.982	0.922-1.042
cis-1,3-Dichloropropene	11.16	9.67	1.154	ok	1.154	1.094-1.214
m-Dichlorobenzene	17.25	13.93	1.238	ok	1.238	1.178-1.298
o-Dichlorobenzene	17.72	13.93	1.272	ok	1.272	1.212-1.332
p-Dichlorobenzene	17.32	13.93	1.243	ok	1.243	1.183-1.303
trans-1,3-Dichloropropene	11.67	9.67	1.207	ok	1.207	1.147-1.267
Di-Isopropyl ether	7.96	7.96	1.000	ok	1.001	0.941-1.061
2,3-Dimethylpentane	9.82	9.67	1.016	ok	1.015	0.955-1.075
2,4-Dimethylpentane	8.75	7.96	1.099	ok	1.099	1.039-1.159
Ethanol	5.15	7.96	0.647	ok	0.647	0.587-0.707
Ethylbenzene	14.37	13.93	1.032	ok	1.031	0.971-1.091
Ethyl Acetate	7.99	7.96	1.004	ok	1.004	0.944-1.064
Ethyl Acrylate	10.10	9.67	1.044	ok	1.045	0.985-1.105
4-Ethyltoluene	16.49	13.93	1.184	ok	1.184	1.124-1.244
Freon 113	6.40	7.96	0.804	ok	0.804	0.744-0.864
Freon 114	4.56	7.96	0.573	ok	0.572	0.512-0.632
Freon 123	5.42	7.96	0.681	ok	0.681	0.621-0.741
Freon 123A	5.46	7.96	0.686	ok	0.686	0.626-0.746
Freon 142B	4.47	7.96	0.562	ok	0.562	0.502-0.622
Freon 152A	4.25	7.96	0.534	ok	0.534	0.474-0.594
Heptane	10.60	9.67	1.096	ok	1.096	1.036-1.156
Hexachlorobutadiene	20.24	13.93	1.453	ok	1.453	1.393-1.513
Hexachloroethane	18.50	13.93	1.328	ok	1.328	1.268-1.388
Hexane	7.98	7.96	1.003	ok	1.002	0.942-1.062
2-Hexanone	12.39	13.93	0.889	ok	0.890	0.830-0.950
Iodomethane	6.07	7.96	0.763	ok	0.763	0.703-0.823
Isopropylbenzene	15.73	13.93	1.129	ok	1.129	1.069-1.189
Isopropyl Alcohol	5.69	7.96	0.715	ok	0.714	0.654-0.774
p-Isopropyltoluene	17.56	13.93	1.261	ok	1.261	1.201-1.321
Methylene chloride	6.21	7.96	0.780	ok	0.780	0.720-0.840
Methyl ethyl ketone	7.44	7.96	0.935	ok	0.936	0.876-0.996
Methyl Isobutyl Ketone	11.19	9.67	1.157	ok	1.159	1.099-1.219
Methyl Tert Butyl Ether	7.15	7.96	0.898	ok	0.900	0.840-0.960
Methylmethacrylate	10.52	9.67	1.088	ok	1.088	1.028-1.148
Naphthalene	19.84	13.93	1.424	ok	1.424	1.364-1.484
Nonane	15.31	13.93	1.099	ok	1.099	1.039-1.159
Octane	13.10	13.93	0.940	ok	0.941	0.881-1.001
Pentane	5.89	7.96	0.740	ok	0.740	0.680-0.800
n-Propylbenzene	16.32	13.93	1.172	ok	1.172	1.112-1.232

Initial Calibration Retention Time/Internal Standard Area Summary

Job Number: JD61280
Account: CARICH C. A. Rich Consultants
Project: Brent Mako Building 3 Investigation, Enter Lane, Islandia, NY

Sample Number	Lab File ID	Injected	By	Level	Inst ID	Method	
V3W3100-IC3100	3W78714.D	01/06/23 10:20	TCH	0.04	GCMS3W	TO-15	
V3W3100-IC3100	3W78715.D	01/06/23 11:00	TCH	0.1	GCMS3W	TO-15	
V3W3100-IC3100	3W78716.D	01/06/23 11:40	TCH	0.2	GCMS3W	TO-15	
V3W3100-IC3100	3W78717.D	01/06/23 12:21	TCH	0.5	GCMS3W	TO-15	
V3W3100-IC3100	3W78719.D	01/06/23 13:39	TCH	5	GCMS3W	TO-15	
V3W3100-ICC3100	3W78720.D	01/06/23 14:19	TCH	10	GCMS3W	TO-15	
V3W3100-IC3100	3W78721.D	01/06/23 15:01	TCH	20	GCMS3W	TO-15	
V3W3100-IC3100	3W78722.D	01/06/23 15:47	TCH	40	GCMS3W	TO-15	Reporting this level
V3W3100-IC3100	3W78723.D	01/06/23 16:34	TCH	50	GCMS3W	TO-15	

Target Compound	RT (min.)	Istd RT (min.)	Rel RT		Mean Rel RT	Rel RT Range (+ /- .06)
Propylene	4.31	7.96	0.541	ok	0.542	0.482-0.602
Styrene	14.95	13.93	1.073	ok	1.073	1.013-1.133
1,1,1-Trichloroethane	8.95	7.96	1.124	ok	1.124	1.064-1.184
1,1,1,2-Tetrachloroethane	13.96	13.93	1.002	ok	1.002	0.942-1.062
1,1,2,2-Tetrachloroethane	15.07	13.93	1.082	ok	1.081	1.021-1.141
1,1,2-Trichloroethane	11.85	9.67	1.225	ok	1.226	1.166-1.286
1,2,4-Trichlorobenzene	19.72	13.93	1.416	ok	1.415	1.355-1.475
1,2,3-Trichloropropane	15.22	13.93	1.093	ok	1.092	1.032-1.152
1,2,3-Trimethylbenzene	17.56	13.93	1.261	ok	1.260	1.200-1.320
1,2,4-Trimethylbenzene	17.07	13.93	1.225	ok	1.225	1.165-1.285
1,3,5-Trimethylbenzene	16.58	13.93	1.190	ok	1.190	1.130-1.250
2,2,4-Trimethylpentane	10.36	9.67	1.071	ok	1.071	1.011-1.131
Tertiary Butyl Alcohol	6.15	7.96	0.773	ok	0.773	0.713-0.833
Tetrachloroethylene	13.27	13.93	0.953	ok	0.952	0.892-1.012
Tetrahydrofuran	8.43	7.96	1.059	ok	1.062	1.002-1.122
Toluene	12.13	9.67	1.254	ok	1.254	1.194-1.314
Trichloroethylene	10.34	9.67	1.069	ok	1.069	1.009-1.129
Trichlorofluoromethane	5.63	7.96	0.707	ok	0.708	0.648-0.768
Vinyl chloride	4.65	7.96	0.584	ok	0.584	0.524-0.644
Vinyl Acetate	7.22	7.96	0.907	ok	0.907	0.847-0.967
m,p-Xylene	14.57	13.93	1.046	ok	1.045	0.985-1.105
o-Xylene	15.08	13.93	1.083	ok	1.082	1.022-1.142
TVHC As Equiv Pentane	5.89	13.93	0.423	ok	0.422	0.362-0.482

Internal Standard	RT (min.)		Mean RT(min.)	RT Range (+ /- 0.33)	Area		Mean Area	Area Range (+ /- 40 %)
Bromochloromethane	7.96	ok	7.96	7.63-8.29	77699	ok	85991	51595-120387
1,4-Difluorobenzene	9.67	ok	9.67	9.34-10.00	456287	ok	466458	279875-653041
Chlorobenzene-D5	13.93	ok	13.93	13.60-14.26	294493	ok	268339	161003-375675

Initial Calibration Retention Time/Internal Standard Area Summary

Job Number: JD61280
Account: CARICH C. A. Rich Consultants
Project: Brent Mako Building 3 Investigation, Enter Lane, Islandia, NY

Sample Number	Lab File ID	Injected	By	Level	Inst ID	Method	
V3W3100-IC3100	3W78714.D	01/06/23 10:20	TCH	0.04	GCMS3W	TO-15	
V3W3100-IC3100	3W78715.D	01/06/23 11:00	TCH	0.1	GCMS3W	TO-15	
V3W3100-IC3100	3W78716.D	01/06/23 11:40	TCH	0.2	GCMS3W	TO-15	
V3W3100-IC3100	3W78717.D	01/06/23 12:21	TCH	0.5	GCMS3W	TO-15	
V3W3100-IC3100	3W78719.D	01/06/23 13:39	TCH	5	GCMS3W	TO-15	
V3W3100-ICC3100	3W78720.D	01/06/23 14:19	TCH	10	GCMS3W	TO-15	
V3W3100-IC3100	3W78721.D	01/06/23 15:01	TCH	20	GCMS3W	TO-15	
V3W3100-IC3100	3W78722.D	01/06/23 15:47	TCH	40	GCMS3W	TO-15	
V3W3100-IC3100	3W78723.D	01/06/23 16:34	TCH	50	GCMS3W	TO-15	Reporting this level

Target Compound	RT (min.)	Istd RT (min.)	Rel RT		Mean Rel RT	Rel RT Range (+ /- .06)
Acetone (2-Propanone)	5.51	7.96	0.692	ok	0.693	0.633-0.753
Acrolein	5.41	7.96	0.680	ok	0.680	0.620-0.740
Acrylonitrile	5.85	7.96	0.735	ok	0.736	0.676-0.796
Acetonitrile	5.31	7.96	0.667	ok	0.668	0.608-0.728
1,3-Butadiene	4.75	7.96	0.597	ok	0.597	0.537-0.657
Benzene	9.37	9.67	0.969	ok	0.969	0.909-1.029
Bromobenzene	15.84	13.93	1.137	ok	1.136	1.076-1.196
Bromodichloromethane	10.31	9.67	1.066	ok	1.066	1.006-1.126
Bromoform	14.66	13.93	1.052	ok	1.052	0.992-1.112
Bromomethane	4.95	7.96	0.622	ok	0.622	0.562-0.682
Bromoethene	5.32	7.96	0.668	ok	0.670	0.610-0.730
n-Butane	4.78	7.96	0.601	ok	0.601	0.541-0.661
Benzyl Chloride	17.23	13.93	1.237	ok	1.236	1.176-1.296
n-Butylbenzene	18.06	13.93	1.296	ok	1.296	1.236-1.356
sec-Butylbenzene	17.38	13.93	1.248	ok	1.247	1.187-1.307
tert-Butylbenzene	17.06	13.93	1.225	ok	1.224	1.164-1.284
Carbon disulfide	6.47	7.96	0.813	ok	0.813	0.753-0.873
Chlorobenzene	13.98	13.93	1.004	ok	1.003	0.943-1.063
Chlorodifluoromethane	4.28	7.96	0.538	ok	0.538	0.478-0.598
Chloroethane	5.07	7.96	0.637	ok	0.637	0.577-0.697
Chlorotrifluoroethene	4.31	7.96	0.541	ok	0.542	0.482-0.602
Chloroform	8.07	7.96	1.014	ok	1.014	0.954-1.074
Chloromethane	4.49	7.96	0.564	ok	0.564	0.504-0.624
3-Chloropropene	6.30	7.96	0.791	ok	0.791	0.731-0.851
2-Chlorotoluene	16.29	13.93	1.169	ok	1.169	1.109-1.229
Carbon tetrachloride	9.50	7.96	1.193	ok	1.194	1.134-1.254
Cyclohexane	9.61	9.67	0.994	ok	0.994	0.934-1.054
1,1-Dichloroethane	7.12	7.96	0.894	ok	0.894	0.834-0.954
1,1-Dichloroethylene	6.11	7.96	0.768	ok	0.768	0.708-0.828
1,2-Dibromoethane (EDB)	12.81	13.93	0.920	ok	0.919	0.859-0.979
1,2-Dichloroethane	8.72	7.96	1.095	ok	1.095	1.035-1.155
1,2-Dichloropropane	10.12	9.67	1.047	ok	1.047	0.987-1.107
1,3-Dichloropropane	12.15	9.67	1.256	ok	1.256	1.196-1.316
1,4-Dioxane	10.34	9.67	1.069	ok	1.072	1.012-1.132
Dichlorodifluoromethane	4.36	7.96	0.548	ok	0.549	0.489-0.609
Dichlorofluoromethane	5.12	7.96	0.643	ok	0.644	0.584-0.704
Dibromochloromethane	12.56	13.93	0.902	ok	0.901	0.841-0.961
Dibromomethane	10.11	9.67	1.046	ok	1.044	0.984-1.104
trans-1,2-Dichloroethylene	6.95	7.96	0.873	ok	0.873	0.813-0.933

Initial Calibration Retention Time/Internal Standard Area Summary

Job Number: JD61280
Account: CARICH C. A. Rich Consultants
Project: Brent Mako Building 3 Investigation, Enter Lane, Islandia, NY

Sample Number	Lab File ID	Injected	By	Level	Inst ID	Method	
V3W3100-IC3100	3W78714.D	01/06/23 10:20	TCH	0.04	GCMS3W	TO-15	
V3W3100-IC3100	3W78715.D	01/06/23 11:00	TCH	0.1	GCMS3W	TO-15	
V3W3100-IC3100	3W78716.D	01/06/23 11:40	TCH	0.2	GCMS3W	TO-15	
V3W3100-IC3100	3W78717.D	01/06/23 12:21	TCH	0.5	GCMS3W	TO-15	
V3W3100-IC3100	3W78719.D	01/06/23 13:39	TCH	5	GCMS3W	TO-15	
V3W3100-ICC3100	3W78720.D	01/06/23 14:19	TCH	10	GCMS3W	TO-15	
V3W3100-IC3100	3W78721.D	01/06/23 15:01	TCH	20	GCMS3W	TO-15	
V3W3100-IC3100	3W78722.D	01/06/23 15:47	TCH	40	GCMS3W	TO-15	
V3W3100-IC3100	3W78723.D	01/06/23 16:34	TCH	50	GCMS3W	TO-15	Reporting this level

Target Compound	RT (min.)	Istd RT (min.)	Rel RT		Mean Rel RT	Rel RT Range (+ /- .06)
cis-1,2-Dichloroethylene	7.81	7.96	0.981	ok	0.982	0.922-1.042
cis-1,3-Dichloropropene	11.16	9.67	1.154	ok	1.154	1.094-1.214
m-Dichlorobenzene	17.25	13.93	1.238	ok	1.238	1.178-1.298
o-Dichlorobenzene	17.72	13.93	1.272	ok	1.272	1.212-1.332
p-Dichlorobenzene	17.33	13.93	1.244	ok	1.243	1.183-1.303
trans-1,3-Dichloropropene	11.67	9.67	1.207	ok	1.207	1.147-1.267
Di-Isopropyl ether	7.96	7.96	1.000	ok	1.001	0.941-1.061
2,3-Dimethylpentane	9.82	9.67	1.016	ok	1.015	0.955-1.075
2,4-Dimethylpentane	8.75	7.96	1.099	ok	1.099	1.039-1.159
Ethanol	5.15	7.96	0.647	ok	0.647	0.587-0.707
Ethylbenzene	14.37	13.93	1.032	ok	1.031	0.971-1.091
Ethyl Acetate	7.99	7.96	1.004	ok	1.004	0.944-1.064
Ethyl Acrylate	10.11	9.67	1.046	ok	1.045	0.985-1.105
4-Ethyltoluene	16.49	13.93	1.184	ok	1.184	1.124-1.244
Freon 113	6.39	7.96	0.803	ok	0.804	0.744-0.864
Freon 114	4.55	7.96	0.572	ok	0.572	0.512-0.632
Freon 123	5.42	7.96	0.681	ok	0.681	0.621-0.741
Freon 123A	5.46	7.96	0.686	ok	0.686	0.626-0.746
Freon 142B	4.47	7.96	0.562	ok	0.562	0.502-0.622
Freon 152A	4.25	7.96	0.534	ok	0.534	0.474-0.594
Heptane	10.60	9.67	1.096	ok	1.096	1.036-1.156
Hexachlorobutadiene	20.23	13.93	1.452	ok	1.453	1.393-1.513
Hexachloroethane	18.50	13.93	1.328	ok	1.328	1.268-1.388
Hexane	7.97	7.96	1.001	ok	1.002	0.942-1.062
2-Hexanone	12.39	13.93	0.889	ok	0.890	0.830-0.950
Iodomethane	6.07	7.96	0.763	ok	0.763	0.703-0.823
Isopropylbenzene	15.73	13.93	1.129	ok	1.129	1.069-1.189
Isopropyl Alcohol	5.69	7.96	0.715	ok	0.714	0.654-0.774
p-Isopropyltoluene	17.57	13.93	1.261	ok	1.261	1.201-1.321
Methylene chloride	6.20	7.96	0.779	ok	0.780	0.720-0.840
Methyl ethyl ketone	7.44	7.96	0.935	ok	0.936	0.876-0.996
Methyl Isobutyl Ketone	11.19	9.67	1.157	ok	1.159	1.099-1.219
Methyl Tert Butyl Ether	7.15	7.96	0.898	ok	0.900	0.840-0.960
Methylmethacrylate	10.52	9.67	1.088	ok	1.088	1.028-1.148
Naphthalene	19.84	13.93	1.424	ok	1.424	1.364-1.484
Nonane	15.31	13.93	1.099	ok	1.099	1.039-1.159
Octane	13.11	13.93	0.941	ok	0.941	0.881-1.001
Pentane	5.88	7.96	0.739	ok	0.740	0.680-0.800
n-Propylbenzene	16.32	13.93	1.172	ok	1.172	1.112-1.232

Initial Calibration Retention Time/Internal Standard Area Summary

Job Number: JD61280
Account: CARICH C. A. Rich Consultants
Project: Brent Mako Building 3 Investigation, Enter Lane, Islandia, NY

Sample Number	Lab File ID	Injected	By	Level	Inst ID	Method	
V3W3100-IC3100	3W78714.D	01/06/23 10:20	TCH	0.04	GCMS3W	TO-15	
V3W3100-IC3100	3W78715.D	01/06/23 11:00	TCH	0.1	GCMS3W	TO-15	
V3W3100-IC3100	3W78716.D	01/06/23 11:40	TCH	0.2	GCMS3W	TO-15	
V3W3100-IC3100	3W78717.D	01/06/23 12:21	TCH	0.5	GCMS3W	TO-15	
V3W3100-IC3100	3W78719.D	01/06/23 13:39	TCH	5	GCMS3W	TO-15	
V3W3100-ICC3100	3W78720.D	01/06/23 14:19	TCH	10	GCMS3W	TO-15	
V3W3100-IC3100	3W78721.D	01/06/23 15:01	TCH	20	GCMS3W	TO-15	
V3W3100-IC3100	3W78722.D	01/06/23 15:47	TCH	40	GCMS3W	TO-15	
V3W3100-IC3100	3W78723.D	01/06/23 16:34	TCH	50	GCMS3W	TO-15	Reporting this level

Target Compound	RT (min.)	Istd RT (min.)	Rel RT		Mean Rel RT	Rel RT Range (+ /- .06)
Propylene	4.31	7.96	0.541	ok	0.542	0.482-0.602
Styrene	14.95	13.93	1.073	ok	1.073	1.013-1.133
1,1,1-Trichloroethane	8.94	7.96	1.123	ok	1.124	1.064-1.184
1,1,1,2-Tetrachloroethane	13.96	13.93	1.002	ok	1.002	0.942-1.062
1,1,2,2-Tetrachloroethane	15.07	13.93	1.082	ok	1.081	1.021-1.141
1,1,2-Trichloroethane	11.85	9.67	1.225	ok	1.226	1.166-1.286
1,2,4-Trichlorobenzene	19.72	13.93	1.416	ok	1.415	1.355-1.475
1,2,3-Trichloropropane	15.22	13.93	1.093	ok	1.092	1.032-1.152
1,2,3-Trimethylbenzene	17.56	13.93	1.261	ok	1.260	1.200-1.320
1,2,4-Trimethylbenzene	17.07	13.93	1.225	ok	1.225	1.165-1.285
1,3,5-Trimethylbenzene	16.59	13.93	1.191	ok	1.190	1.130-1.250
2,2,4-Trimethylpentane	10.36	9.67	1.071	ok	1.071	1.011-1.131
Tertiary Butyl Alcohol	6.15	7.96	0.773	ok	0.773	0.713-0.833
Tetrachloroethylene	13.27	13.93	0.953	ok	0.952	0.892-1.012
Tetrahydrofuran	8.43	7.96	1.059	ok	1.062	1.002-1.122
Toluene	12.13	9.67	1.254	ok	1.254	1.194-1.314
Trichloroethylene	10.34	9.67	1.069	ok	1.069	1.009-1.129
Trichlorofluoromethane	5.63	7.96	0.707	ok	0.708	0.648-0.768
Vinyl chloride	4.65	7.96	0.584	ok	0.584	0.524-0.644
Vinyl Acetate	7.22	7.96	0.907	ok	0.907	0.847-0.967
m,p-Xylene	14.57	13.93	1.046	ok	1.045	0.985-1.105
o-Xylene	15.08	13.93	1.083	ok	1.082	1.022-1.142
TVHC As Equiv Pentane	5.88	13.93	0.422	ok	0.422	0.362-0.482

Internal Standard	RT (min.)		Mean RT(min.)	RT Range (+ /- 0.33)	Area		Mean Area	Area Range (+ /- 40 %)
Bromochloromethane	7.96	ok	7.96	7.63-8.29	73578	ok	85991	51595-120387
1,4-Difluorobenzene	9.67	ok	9.67	9.34-10.00	442459	ok	466458	279875-653041
Chlorobenzene-D5	13.93	ok	13.93	13.60-14.26	296552	ok	268339	161003-375675

Initial Calibration Retention Time/Internal Standard Area Summary

Job Number: JD61280
Account: CARICH C. A. Rich Consultants
Project: Brent Mako Building 3 Investigation, Enter Lane, Islandia, NY

Sample Number	Lab File ID	Injected	By	Level	Inst ID	Method	
V7W5-IC0005	7W00093.D	11/30/22 11:33	TCH	0.04	GCMS7W	TO-15	Reporting this level
V7W5-IC0005	7W00094.D	11/30/22 12:06	TCH	0.1	GCMS7W	TO-15	
V7W5-IC0005	7W00095.D	11/30/22 12:38	TCH	0.2	GCMS7W	TO-15	
V7W5-IC0005	7W00096.D	11/30/22 13:09	TCH	0.5	GCMS7W	TO-15	
V7W5-IC0005	7W00098.D	11/30/22 14:12	TCH	5	GCMS7W	TO-15	
V7W5-ICC0005	7W00099.D	11/30/22 14:44	TCH	10	GCMS7W	TO-15	
V7W5-IC0005	7W00100.D	11/30/22 15:16	TCH	20	GCMS7W	TO-15	
V7W5-IC0005	7W00101.D	11/30/22 15:51	TCH	40	GCMS7W	TO-15	
V7W5-IC0005	7W00102.D	11/30/22 16:26	TCH	50	GCMS7W	TO-15	

Target Compound	RT (min.)	Istd RT (min.)	Rel RT		Mean Rel RT	Rel RT Range (+ /- .06)
Acrylonitrile	2.49	3.56	0.699	ok	0.698	0.638-0.758
1,3-Butadiene	2.01	3.56	0.565	ok	0.563	0.503-0.623
Benzene	4.60	3.56	1.292	ok	1.291	1.231-1.351
Bromobenzene	14.58	10.78	1.353	ok	1.352	1.292-1.412
Bromodichloromethane	5.51	4.95	1.113	ok	1.112	1.052-1.172
Bromomethane	2.09	3.56	0.587	ok	0.586	0.526-0.646
Bromoethene	2.26	3.56	0.635	ok	0.633	0.573-0.693
n-Butane	2.03	3.56	0.570	ok	0.569	0.509-0.629
sec-Butylbenzene	17.13	10.78	1.589	ok	1.589	1.529-1.649
tert-Butylbenzene	16.87	10.78	1.565	ok	1.564	1.504-1.624
Carbon disulfide	2.74	3.56	0.770	ok	0.770	0.710-0.830
Chlorotrifluoroethene	1.83	3.56	0.514	ok	0.513	0.453-0.573
Chloroform	3.65	3.56	1.025	ok	1.023	0.963-1.083
2-Chlorotoluene	15.73	10.78	1.459	ok	1.458	1.398-1.518
Carbon tetrachloride	4.73	3.56	1.329	ok	1.325	1.265-1.385
Cyclohexane	4.84	4.95	0.978	ok	0.976	0.916-1.036
1,1-Dichloroethane	3.08	3.56	0.865	ok	0.863	0.803-0.923
1,1-Dichloroethylene	2.61	3.56	0.733	ok	0.730	0.670-0.790
1,2-Dibromoethane (EDB)	8.75	4.95	1.768	ok	1.765	1.705-1.825
1,2-Dichloroethane	4.08	3.56	1.146	ok	1.147	1.087-1.207
1,2-Dichloropropane	5.32	4.95	1.075	ok	1.074	1.014-1.134
1,3-Dichloropropane	7.88	4.95	1.592	ok	1.592	1.532-1.652
Dichlorodifluoromethane	1.85	3.56	0.520	ok	0.519	0.459-0.579
Dichlorofluoromethane	2.17	3.56	0.610	ok	0.609	0.549-0.669
Dibromochloromethane	8.40	4.95	1.697	ok	1.694	1.634-1.754
Dibromomethane	5.27	4.95	1.065	ok	1.065	1.005-1.125
trans-1,2-Dichloroethylene	2.99	3.56	0.840	ok	0.841	0.781-0.901
cis-1,2-Dichloroethylene	3.49	3.56	0.980	ok	0.976	0.916-1.036
cis-1,3-Dichloropropene	6.56	4.95	1.325	ok	1.324	1.264-1.384
m-Dichlorobenzene	16.94	10.78	1.571	ok	1.571	1.511-1.631
o-Dichlorobenzene	17.30	10.78	1.605	ok	1.605	1.545-1.665
p-Dichlorobenzene	17.02	10.78	1.579	ok	1.578	1.518-1.638
trans-1,3-Dichloropropene	7.27	4.95	1.469	ok	1.467	1.407-1.527
2,4-Dimethylpentane	4.19	3.56	1.177	ok	1.173	1.113-1.233
Ethyl Acrylate	5.45	4.95	1.101	ok	1.100	1.040-1.160
4-Ethyltoluene	16.31	10.78	1.513	ok	1.512	1.452-1.572
Freon 113	2.75	3.56	0.772	ok	0.771	0.711-0.831
Freon 114	1.93	3.56	0.542	ok	0.541	0.481-0.601
Freon 123	2.31	3.56	0.649	ok	0.647	0.587-0.707

Initial Calibration Retention Time/Internal Standard Area Summary

Job Number: JD61280
Account: CARICH C. A. Rich Consultants
Project: Brent Mako Building 3 Investigation, Enter Lane, Islandia, NY

Sample Number	Lab File ID	Injected	By	Level	Inst ID	Method	
V7W5-IC0005	7W00093.D	11/30/22 11:33	TCH	0.04	GCMS7W	TO-15	Reporting this level
V7W5-IC0005	7W00094.D	11/30/22 12:06	TCH	0.1	GCMS7W	TO-15	
V7W5-IC0005	7W00095.D	11/30/22 12:38	TCH	0.2	GCMS7W	TO-15	
V7W5-IC0005	7W00096.D	11/30/22 13:09	TCH	0.5	GCMS7W	TO-15	
V7W5-IC0005	7W00098.D	11/30/22 14:12	TCH	5	GCMS7W	TO-15	
V7W5-ICC0005	7W00099.D	11/30/22 14:44	TCH	10	GCMS7W	TO-15	
V7W5-IC0005	7W00100.D	11/30/22 15:16	TCH	20	GCMS7W	TO-15	
V7W5-IC0005	7W00101.D	11/30/22 15:51	TCH	40	GCMS7W	TO-15	
V7W5-IC0005	7W00102.D	11/30/22 16:26	TCH	50	GCMS7W	TO-15	

Target Compound	RT (min.)	Istd RT (min.)	Rel RT		Mean Rel RT	Rel RT Range (+ /- .06)
Freon 123A	2.33	3.56	0.654	ok	0.653	0.593-0.713
Freon 142B	1.89	3.56	0.531	ok	0.530	0.470-0.590
Heptane	6.00	4.95	1.212	ok	1.212	1.152-1.272
Hexachlorobutadiene	18.87	10.78	1.750	ok	1.750	1.690-1.810
Hexachloroethane	17.84	10.78	1.655	ok	1.654	1.594-1.714
Hexane	3.62	3.56	1.017	ok	1.015	0.955-1.075
2-Hexanone	8.47	4.95	1.711	ok	1.703	1.643-1.763
Iodomethane	2.58	3.56	0.725	ok	0.723	0.663-0.783
Isopropylbenzene	14.70	10.78	1.364	ok	1.363	1.303-1.423
p-Isopropyltoluene	17.31	10.78	1.606	ok	1.605	1.545-1.665
Methyl Isobutyl Ketone	6.71	4.95	1.356	ok	1.350	1.290-1.410
Methyl Tert Butyl Ether	3.13	3.56	0.879	ok	0.876	0.816-0.936
Methylmethacrylate	5.90	4.95	1.192	ok	1.190	1.130-1.250
Nonane	14.28	10.78	1.325	ok	1.324	1.264-1.384
Octane	9.76	4.95	1.972	ok	1.971	1.911-2.031
n-Propylbenzene	16.03	10.78	1.487	ok	1.487	1.427-1.547
Styrene	12.94	10.78	1.200	ok	1.200	1.140-1.260
1,1,1-Trichloroethane	4.26	3.56	1.197	ok	1.196	1.136-1.256
1,1,1,2-Tetrachloroethane	10.87	10.78	1.008	ok	1.008	0.948-1.068
1,1,2,2-Tetrachloroethane	13.16	10.78	1.221	ok	1.221	1.161-1.281
1,1,2-Trichloroethane	7.44	4.95	1.503	ok	1.502	1.442-1.562
1,2,3-Trichloropropane	13.47	10.78	1.250	ok	1.248	1.188-1.308
1,2,3-Trimethylbenzene	17.25	10.78	1.600	ok	1.600	1.540-1.660
1,2,4-Trimethylbenzene	16.87	10.78	1.565	ok	1.565	1.505-1.625
1,3,5-Trimethylbenzene	16.44	10.78	1.525	ok	1.525	1.465-1.585
2,2,4-Trimethylpentane	5.66	4.95	1.143	ok	1.144	1.084-1.204
Tetrachloroethylene	9.62	4.95	1.943	ok	1.943	1.883-2.003
Toluene	7.82	4.95	1.580	ok	1.581	1.521-1.641
Trichloroethylene	5.57	4.95	1.125	ok	1.125	1.065-1.185
Trichlorofluoromethane	2.40	3.56	0.674	ok	0.673	0.613-0.733
Vinyl chloride	1.97	3.56	0.553	ok	0.552	0.492-0.612

Internal Standard	RT (min.)		Mean RT(min.)	RT Range (+ /- 0.33)	Area		Mean Area	Area Range (+ /- 40 %)
Bromochloromethane	3.56	ok	3.57	3.24-3.90	77355	ok	79502	47701-111303
1,4-Difluorobenzene	4.95	ok	4.95	4.62-5.28	388809	ok	395530	237318-553742
Chlorobenzene-D5	10.78	ok	10.78	10.45-11.11	347804	ok	366125	219675-512575

Initial Calibration Retention Time/Internal Standard Area Summary

Job Number: JD61280
Account: CARICH C. A. Rich Consultants
Project: Brent Mako Building 3 Investigation, Enter Lane, Islandia, NY

Sample Number	Lab File ID	Injected	By	Level	Inst ID	Method	
V7W5-IC0005	7W00093.D	11/30/22 11:33	TCH	0.04	GCMS7W	TO-15	
V7W5-IC0005	7W00094.D	11/30/22 12:06	TCH	0.1	GCMS7W	TO-15	Reporting this level
V7W5-IC0005	7W00095.D	11/30/22 12:38	TCH	0.2	GCMS7W	TO-15	
V7W5-IC0005	7W00096.D	11/30/22 13:09	TCH	0.5	GCMS7W	TO-15	
V7W5-IC0005	7W00098.D	11/30/22 14:12	TCH	5	GCMS7W	TO-15	
V7W5-ICC0005	7W00099.D	11/30/22 14:44	TCH	10	GCMS7W	TO-15	
V7W5-IC0005	7W00100.D	11/30/22 15:16	TCH	20	GCMS7W	TO-15	
V7W5-IC0005	7W00101.D	11/30/22 15:51	TCH	40	GCMS7W	TO-15	
V7W5-IC0005	7W00102.D	11/30/22 16:26	TCH	50	GCMS7W	TO-15	

Target Compound	RT (min.)	Istd RT (min.)	Rel RT		Mean Rel RT	Rel RT Range (+ /- .06)
Acrolein	2.29	3.57	0.641	ok	0.642	0.582-0.702
Acrylonitrile	2.49	3.57	0.697	ok	0.698	0.638-0.758
Acetonitrile	2.25	3.57	0.630	ok	0.631	0.571-0.691
1,3-Butadiene	2.01	3.57	0.563	ok	0.563	0.503-0.623
Benzene	4.61	3.57	1.291	ok	1.291	1.231-1.351
Bromobenzene	14.57	10.78	1.352	ok	1.352	1.292-1.412
Bromodichloromethane	5.51	4.95	1.113	ok	1.112	1.052-1.172
Bromoform	12.02	10.78	1.115	ok	1.115	1.055-1.175
Bromomethane	2.09	3.57	0.585	ok	0.586	0.526-0.646
Bromoethene	2.26	3.57	0.633	ok	0.633	0.573-0.693
n-Butane	2.03	3.57	0.569	ok	0.569	0.509-0.629
n-Butylbenzene	17.66	10.78	1.638	ok	1.637	1.577-1.697
sec-Butylbenzene	17.14	10.78	1.590	ok	1.589	1.529-1.649
tert-Butylbenzene	16.87	10.78	1.565	ok	1.564	1.504-1.624
Carbon disulfide	2.75	3.57	0.770	ok	0.770	0.710-0.830
Chlorobenzene	10.86	10.78	1.007	ok	1.008	0.948-1.068
Chloroethane	2.14	3.57	0.599	ok	0.602	0.542-0.662
Chlorotrifluoroethene	1.83	3.57	0.513	ok	0.513	0.453-0.573
Chloroform	3.65	3.57	1.022	ok	1.023	0.963-1.083
3-Chloropropene	2.69	3.57	0.754	ok	0.754	0.694-0.814
2-Chlorotoluene	15.70	10.78	1.456	ok	1.458	1.398-1.518
Carbon tetrachloride	4.72	3.57	1.322	ok	1.325	1.265-1.385
Cyclohexane	4.83	4.95	0.976	ok	0.976	0.916-1.036
1,1-Dichloroethane	3.08	3.57	0.863	ok	0.863	0.803-0.923
1,1-Dichloroethylene	2.61	3.57	0.731	ok	0.730	0.670-0.790
1,2-Dibromoethane (EDB)	8.74	4.95	1.766	ok	1.765	1.705-1.825
1,2-Dichloroethane	4.10	3.57	1.148	ok	1.147	1.087-1.207
1,2-Dichloropropane	5.32	4.95	1.075	ok	1.074	1.014-1.134
1,3-Dichloropropane	7.88	4.95	1.592	ok	1.592	1.532-1.652
1,4-Dioxane	5.69	4.95	1.149	ok	1.135	1.075-1.195
Dichlorodifluoromethane	1.85	3.57	0.518	ok	0.519	0.459-0.579
Dichlorofluoromethane	2.17	3.57	0.608	ok	0.609	0.549-0.669
Dibromochloromethane	8.38	4.95	1.693	ok	1.694	1.634-1.754
Dibromomethane	5.27	4.95	1.065	ok	1.065	1.005-1.125
trans-1,2-Dichloroethylene	3.00	3.57	0.840	ok	0.841	0.781-0.901
cis-1,2-Dichloroethylene	3.48	3.57	0.975	ok	0.976	0.916-1.036
cis-1,3-Dichloropropene	6.56	4.95	1.325	ok	1.324	1.264-1.384
m-Dichlorobenzene	16.94	10.78	1.571	ok	1.571	1.511-1.631
o-Dichlorobenzene	17.30	10.78	1.605	ok	1.605	1.545-1.665

Initial Calibration Retention Time/Internal Standard Area Summary

Job Number: JD61280
Account: CARICH C. A. Rich Consultants
Project: Brent Mako Building 3 Investigation, Enter Lane, Islandia, NY

Sample Number	Lab File ID	Injected	By	Level	Inst ID	Method	
V7W5-IC0005	7W00093.D	11/30/22 11:33	TCH	0.04	GCMS7W	TO-15	
V7W5-IC0005	7W00094.D	11/30/22 12:06	TCH	0.1	GCMS7W	TO-15	Reporting this level
V7W5-IC0005	7W00095.D	11/30/22 12:38	TCH	0.2	GCMS7W	TO-15	
V7W5-IC0005	7W00096.D	11/30/22 13:09	TCH	0.5	GCMS7W	TO-15	
V7W5-IC0005	7W00098.D	11/30/22 14:12	TCH	5	GCMS7W	TO-15	
V7W5-ICC0005	7W00099.D	11/30/22 14:44	TCH	10	GCMS7W	TO-15	
V7W5-IC0005	7W00100.D	11/30/22 15:16	TCH	20	GCMS7W	TO-15	
V7W5-IC0005	7W00101.D	11/30/22 15:51	TCH	40	GCMS7W	TO-15	
V7W5-IC0005	7W00102.D	11/30/22 16:26	TCH	50	GCMS7W	TO-15	

Target Compound	RT (min.)	Istd RT (min.)	Rel RT		Mean Rel RT	Rel RT Range (+ /- .06)
p-Dichlorobenzene	17.02	10.78	1.579	ok	1.578	1.518-1.638
trans-1,3-Dichloropropene	7.25	4.95	1.465	ok	1.467	1.407-1.527
Di-Isopropyl ether	3.64	3.57	1.020	ok	1.019	0.959-1.079
2,3-Dimethylpentane	5.10	4.95	1.030	ok	1.030	0.970-1.090
2,4-Dimethylpentane	4.18	3.57	1.171	ok	1.173	1.113-1.233
Ethylbenzene	11.77	10.78	1.092	ok	1.091	1.031-1.151
Ethyl Acrylate	5.46	4.95	1.103	ok	1.100	1.040-1.160
4-Ethyltoluene	16.31	10.78	1.513	ok	1.512	1.452-1.572
Freon 113	2.75	3.57	0.770	ok	0.771	0.711-0.831
Freon 114	1.93	3.57	0.541	ok	0.541	0.481-0.601
Freon 123	2.31	3.57	0.647	ok	0.647	0.587-0.707
Freon 123A	2.33	3.57	0.653	ok	0.653	0.593-0.713
Freon 142B	1.89	3.57	0.529	ok	0.530	0.470-0.590
Freon 152A	1.80	3.57	0.504	ok	0.504	0.444-0.564
Heptane	6.00	4.95	1.212	ok	1.212	1.152-1.272
Hexachlorobutadiene	18.87	10.78	1.750	ok	1.750	1.690-1.810
Hexachloroethane	17.84	10.78	1.655	ok	1.654	1.594-1.714
Hexane	3.62	3.57	1.014	ok	1.015	0.955-1.075
2-Hexanone	8.45	4.95	1.707	ok	1.703	1.643-1.763
Iodomethane	2.58	3.57	0.723	ok	0.723	0.663-0.783
Isopropylbenzene	14.69	10.78	1.363	ok	1.363	1.303-1.423
Isopropyl Alcohol	2.43	3.57	0.681	ok	0.679	0.619-0.739
p-Isopropyltoluene	17.31	10.78	1.606	ok	1.605	1.545-1.665
Methyl ethyl ketone	3.29	3.57	0.922	ok	0.917	0.857-0.977
Methyl Isobutyl Ketone	6.70	4.95	1.354	ok	1.350	1.290-1.410
Methyl Tert Butyl Ether	3.13	3.57	0.877	ok	0.876	0.816-0.936
Methylmethacrylate	5.91	4.95	1.194	ok	1.190	1.130-1.250
Nonane	14.27	10.78	1.324	ok	1.324	1.264-1.384
Octane	9.76	4.95	1.972	ok	1.971	1.911-2.031
Pentane	2.51	3.57	0.703	ok	0.705	0.645-0.765
n-Propylbenzene	16.03	10.78	1.487	ok	1.487	1.427-1.547
Styrene	12.94	10.78	1.200	ok	1.200	1.140-1.260
1,1,1-Trichloroethane	4.26	3.57	1.193	ok	1.196	1.136-1.256
1,1,1,2-Tetrachloroethane	10.86	10.78	1.007	ok	1.008	0.948-1.068
1,1,2,2-Tetrachloroethane	13.16	10.78	1.221	ok	1.221	1.161-1.281
1,1,2-Trichloroethane	7.44	4.95	1.503	ok	1.502	1.442-1.562
1,2,3-Trichloropropane	13.44	10.78	1.247	ok	1.248	1.188-1.308
1,2,3-Trimethylbenzene	17.25	10.78	1.600	ok	1.600	1.540-1.660
1,2,4-Trimethylbenzene	16.88	10.78	1.566	ok	1.565	1.505-1.625

Initial Calibration Retention Time/Internal Standard Area Summary

Job Number: JD61280
Account: CARICH C. A. Rich Consultants
Project: Brent Mako Building 3 Investigation, Enter Lane, Islandia, NY

Sample Number	Lab File ID	Injected	By	Level	Inst ID	Method	
V7W5-IC0005	7W00093.D	11/30/22 11:33	TCH	0.04	GCMS7W	TO-15	
V7W5-IC0005	7W00094.D	11/30/22 12:06	TCH	0.1	GCMS7W	TO-15	Reporting this level
V7W5-IC0005	7W00095.D	11/30/22 12:38	TCH	0.2	GCMS7W	TO-15	
V7W5-IC0005	7W00096.D	11/30/22 13:09	TCH	0.5	GCMS7W	TO-15	
V7W5-IC0005	7W00098.D	11/30/22 14:12	TCH	5	GCMS7W	TO-15	
V7W5-ICC0005	7W00099.D	11/30/22 14:44	TCH	10	GCMS7W	TO-15	
V7W5-IC0005	7W00100.D	11/30/22 15:16	TCH	20	GCMS7W	TO-15	
V7W5-IC0005	7W00101.D	11/30/22 15:51	TCH	40	GCMS7W	TO-15	
V7W5-IC0005	7W00102.D	11/30/22 16:26	TCH	50	GCMS7W	TO-15	

Target Compound	RT (min.)	Istd RT (min.)	Rel RT		Mean Rel RT	Rel RT Range (+ /- .06)
1,3,5-Trimethylbenzene	16.44	10.78	1.525	ok	1.525	1.465-1.585
2,2,4-Trimethylpentane	5.67	4.95	1.145	ok	1.144	1.084-1.204
Tetrachloroethylene	9.62	4.95	1.943	ok	1.943	1.883-2.003
Tetrahydrofuran	3.91	3.57	1.095	ok	1.089	1.029-1.149
Toluene	7.83	4.95	1.582	ok	1.581	1.521-1.641
Trichloroethylene	5.58	4.95	1.127	ok	1.125	1.065-1.185
Trichlorofluoromethane	2.40	3.57	0.672	ok	0.673	0.613-0.733
Vinyl chloride	1.97	3.57	0.552	ok	0.552	0.492-0.612
m,p-Xylene	12.18	10.78	1.130	ok	1.132	1.072-1.192
o-Xylene	13.15	10.78	1.220	ok	1.220	1.160-1.280

Internal Standard	RT (min.)		Mean RT(min.)	RT Range (+ /- 0.33)	Area		Mean Area	Area Range (+ /- 40 %)
Bromochloromethane	3.57	ok	3.57	3.24-3.90	77449	ok	79502	47701-111303
1,4-Difluorobenzene	4.95	ok	4.95	4.62-5.28	393882	ok	395530	237318-553742
Chlorobenzene-D5	10.78	ok	10.78	10.45-11.11	354578	ok	366125	219675-512575

Initial Calibration Retention Time/Internal Standard Area Summary

Job Number: JD61280
Account: CARICH C. A. Rich Consultants
Project: Brent Mako Building 3 Investigation, Enter Lane, Islandia, NY

Sample Number	Lab File ID	Injected	By	Level	Inst ID	Method	
V7W5-IC0005	7W00093.D	11/30/22 11:33	TCH	0.04	GCMS7W	TO-15	
V7W5-IC0005	7W00094.D	11/30/22 12:06	TCH	0.1	GCMS7W	TO-15	
V7W5-IC0005	7W00095.D	11/30/22 12:38	TCH	0.2	GCMS7W	TO-15	Reporting this level
V7W5-IC0005	7W00096.D	11/30/22 13:09	TCH	0.5	GCMS7W	TO-15	
V7W5-IC0005	7W00098.D	11/30/22 14:12	TCH	5	GCMS7W	TO-15	
V7W5-ICC0005	7W00099.D	11/30/22 14:44	TCH	10	GCMS7W	TO-15	
V7W5-IC0005	7W00100.D	11/30/22 15:16	TCH	20	GCMS7W	TO-15	
V7W5-IC0005	7W00101.D	11/30/22 15:51	TCH	40	GCMS7W	TO-15	
V7W5-IC0005	7W00102.D	11/30/22 16:26	TCH	50	GCMS7W	TO-15	

Target Compound	RT (min.)	Istd RT (min.)	Rel RT		Mean Rel RT	Rel RT Range (+ /- .06)
Acetone (2-Propanone)	2.34	3.57	0.655	ok	0.655	0.595-0.715
Acrolein	2.29	3.57	0.641	ok	0.642	0.582-0.702
Acrylonitrile	2.49	3.57	0.697	ok	0.698	0.638-0.758
Acetonitrile	2.25	3.57	0.630	ok	0.631	0.571-0.691
1,3-Butadiene	2.01	3.57	0.563	ok	0.563	0.503-0.623
Benzene	4.60	3.57	1.289	ok	1.291	1.231-1.351
Bromobenzene	14.57	10.78	1.352	ok	1.352	1.292-1.412
Bromodichloromethane	5.51	4.95	1.113	ok	1.112	1.052-1.172
Bromoform	12.01	10.78	1.114	ok	1.115	1.055-1.175
Bromomethane	2.09	3.57	0.585	ok	0.586	0.526-0.646
Bromoethene	2.26	3.57	0.633	ok	0.633	0.573-0.693
n-Butane	2.03	3.57	0.569	ok	0.569	0.509-0.629
Benzyl Chloride	16.96	10.78	1.573	ok	1.573	1.513-1.633
n-Butylbenzene	17.66	10.78	1.638	ok	1.637	1.577-1.697
sec-Butylbenzene	17.14	10.78	1.590	ok	1.589	1.529-1.649
tert-Butylbenzene	16.87	10.78	1.565	ok	1.564	1.504-1.624
Carbon disulfide	2.75	3.57	0.770	ok	0.770	0.710-0.830
Chlorobenzene	10.86	10.78	1.007	ok	1.008	0.948-1.068
Chlorodifluoromethane	1.81	3.57	0.507	ok	0.510	0.450-0.570
Chloroethane	2.15	3.57	0.602	ok	0.602	0.542-0.662
Chlorotrifluoroethene	1.83	3.57	0.513	ok	0.513	0.453-0.573
Chloroform	3.65	3.57	1.022	ok	1.023	0.963-1.083
Chloromethane	1.89	3.57	0.529	ok	0.531	0.471-0.591
3-Chloropropene	2.69	3.57	0.754	ok	0.754	0.694-0.814
2-Chlorotoluene	15.72	10.78	1.458	ok	1.458	1.398-1.518
Carbon tetrachloride	4.73	3.57	1.325	ok	1.325	1.265-1.385
Cyclohexane	4.83	4.95	0.976	ok	0.976	0.916-1.036
1,1-Dichloroethane	3.08	3.57	0.863	ok	0.863	0.803-0.923
1,1-Dichloroethylene	2.60	3.57	0.728	ok	0.730	0.670-0.790
1,2-Dibromoethane (EDB)	8.74	4.95	1.766	ok	1.765	1.705-1.825
1,2-Dichloroethane	4.09	3.57	1.146	ok	1.147	1.087-1.207
1,2-Dichloropropane	5.32	4.95	1.075	ok	1.074	1.014-1.134
1,3-Dichloropropane	7.88	4.95	1.592	ok	1.592	1.532-1.652
1,4-Dioxane	5.68	4.95	1.147	ok	1.135	1.075-1.195
Dichlorodifluoromethane	1.85	3.57	0.518	ok	0.519	0.459-0.579
Dichlorofluoromethane	2.17	3.57	0.608	ok	0.609	0.549-0.669
Dibromochloromethane	8.40	4.95	1.697	ok	1.694	1.634-1.754
Dibromomethane	5.27	4.95	1.065	ok	1.065	1.005-1.125
trans-1,2-Dichloroethylene	3.00	3.57	0.840	ok	0.841	0.781-0.901

Initial Calibration Retention Time/Internal Standard Area Summary

Job Number: JD61280
Account: CARICH C. A. Rich Consultants
Project: Brent Mako Building 3 Investigation, Enter Lane, Islandia, NY

Sample Number	Lab File ID	Injected	By	Level	Inst ID	Method	
V7W5-IC0005	7W00093.D	11/30/22 11:33	TCH	0.04	GCMS7W	TO-15	
V7W5-IC0005	7W00094.D	11/30/22 12:06	TCH	0.1	GCMS7W	TO-15	
V7W5-IC0005	7W00095.D	11/30/22 12:38	TCH	0.2	GCMS7W	TO-15	Reporting this level
V7W5-IC0005	7W00096.D	11/30/22 13:09	TCH	0.5	GCMS7W	TO-15	
V7W5-IC0005	7W00098.D	11/30/22 14:12	TCH	5	GCMS7W	TO-15	
V7W5-ICC0005	7W00099.D	11/30/22 14:44	TCH	10	GCMS7W	TO-15	
V7W5-IC0005	7W00100.D	11/30/22 15:16	TCH	20	GCMS7W	TO-15	
V7W5-IC0005	7W00101.D	11/30/22 15:51	TCH	40	GCMS7W	TO-15	
V7W5-IC0005	7W00102.D	11/30/22 16:26	TCH	50	GCMS7W	TO-15	

Target Compound	RT (min.)	Istd RT (min.)	Rel RT		Mean Rel RT	Rel RT Range (+ /- .06)
cis-1,2-Dichloroethylene	3.48	3.57	0.975	ok	0.976	0.916-1.036
cis-1,3-Dichloropropene	6.55	4.95	1.323	ok	1.324	1.264-1.384
m-Dichlorobenzene	16.94	10.78	1.571	ok	1.571	1.511-1.631
o-Dichlorobenzene	17.30	10.78	1.605	ok	1.605	1.545-1.665
p-Dichlorobenzene	17.01	10.78	1.578	ok	1.578	1.518-1.638
trans-1,3-Dichloropropene	7.27	4.95	1.469	ok	1.467	1.407-1.527
Di-Isopropyl ether	3.64	3.57	1.020	ok	1.019	0.959-1.079
2,3-Dimethylpentane	5.10	4.95	1.030	ok	1.030	0.970-1.090
2,4-Dimethylpentane	4.19	3.57	1.174	ok	1.173	1.113-1.233
Ethanol	2.18	3.57	0.611	ok	0.612	0.552-0.672
Ethylbenzene	11.77	10.78	1.092	ok	1.091	1.031-1.151
Ethyl Acetate	3.64	3.57	1.020	ok	1.019	0.959-1.079
Ethyl Acrylate	5.46	4.95	1.103	ok	1.100	1.040-1.160
4-Ethyltoluene	16.31	10.78	1.513	ok	1.512	1.452-1.572
Freon 113	2.75	3.57	0.770	ok	0.771	0.711-0.831
Freon 114	1.93	3.57	0.541	ok	0.541	0.481-0.601
Freon 123	2.31	3.57	0.647	ok	0.647	0.587-0.707
Freon 123A	2.33	3.57	0.653	ok	0.653	0.593-0.713
Freon 142B	1.89	3.57	0.529	ok	0.530	0.470-0.590
Freon 152A	1.80	3.57	0.504	ok	0.504	0.444-0.564
Heptane	6.01	4.95	1.214	ok	1.212	1.152-1.272
Hexachlorobutadiene	18.87	10.78	1.750	ok	1.750	1.690-1.810
Hexachloroethane	17.84	10.78	1.655	ok	1.654	1.594-1.714
Hexane	3.62	3.57	1.014	ok	1.015	0.955-1.075
2-Hexanone	8.45	4.95	1.707	ok	1.703	1.643-1.763
Iodomethane	2.58	3.57	0.723	ok	0.723	0.663-0.783
Isopropylbenzene	14.70	10.78	1.364	ok	1.363	1.303-1.423
Isopropyl Alcohol	2.42	3.57	0.678	ok	0.679	0.619-0.739
p-Isopropyltoluene	17.31	10.78	1.606	ok	1.605	1.545-1.665
Methylene chloride	2.64	3.57	0.739	ok	0.740	0.680-0.800
Methyl ethyl ketone	3.28	3.57	0.919	ok	0.917	0.857-0.977
Methyl Isobutyl Ketone	6.70	4.95	1.354	ok	1.350	1.290-1.410
Methyl Tert Butyl Ether	3.13	3.57	0.877	ok	0.876	0.816-0.936
Methylmethacrylate	5.89	4.95	1.190	ok	1.190	1.130-1.250
Naphthalene	18.61	10.78	1.726	ok	1.726	1.666-1.786
Nonane	14.28	10.78	1.325	ok	1.324	1.264-1.384
Octane	9.75	4.95	1.970	ok	1.971	1.911-2.031
Pentane	2.52	3.57	0.706	ok	0.705	0.645-0.765
n-Propylbenzene	16.03	10.78	1.487	ok	1.487	1.427-1.547

Initial Calibration Retention Time/Internal Standard Area Summary

Job Number: JD61280
Account: CARICH C. A. Rich Consultants
Project: Brent Mako Building 3 Investigation, Enter Lane, Islandia, NY

Sample Number	Lab File ID	Injected	By	Level	Inst ID	Method	
V7W5-IC0005	7W00093.D	11/30/22 11:33	TCH	0.04	GCMS7W	TO-15	
V7W5-IC0005	7W00094.D	11/30/22 12:06	TCH	0.1	GCMS7W	TO-15	
V7W5-IC0005	7W00095.D	11/30/22 12:38	TCH	0.2	GCMS7W	TO-15	Reporting this level
V7W5-IC0005	7W00096.D	11/30/22 13:09	TCH	0.5	GCMS7W	TO-15	
V7W5-IC0005	7W00098.D	11/30/22 14:12	TCH	5	GCMS7W	TO-15	
V7W5-ICC0005	7W00099.D	11/30/22 14:44	TCH	10	GCMS7W	TO-15	
V7W5-IC0005	7W00100.D	11/30/22 15:16	TCH	20	GCMS7W	TO-15	
V7W5-IC0005	7W00101.D	11/30/22 15:51	TCH	40	GCMS7W	TO-15	
V7W5-IC0005	7W00102.D	11/30/22 16:26	TCH	50	GCMS7W	TO-15	

Target Compound	RT (min.)	Istd RT (min.)	Rel RT		Mean Rel RT	Rel RT Range (+ /- .06)
Propylene	1.83	3.57	0.513	ok	0.513	0.453-0.573
Styrene	12.95	10.78	1.201	ok	1.200	1.140-1.260
1,1,1-Trichloroethane	4.27	3.57	1.196	ok	1.196	1.136-1.256
1,1,1,2-Tetrachloroethane	10.87	10.78	1.008	ok	1.008	0.948-1.068
1,1,2,2-Tetrachloroethane	13.16	10.78	1.221	ok	1.221	1.161-1.281
1,1,2-Trichloroethane	7.44	4.95	1.503	ok	1.502	1.442-1.562
1,2,4-Trichlorobenzene	18.56	10.78	1.722	ok	1.721	1.661-1.781
1,2,3-Trichloropropane	13.45	10.78	1.248	ok	1.248	1.188-1.308
1,2,3-Trimethylbenzene	17.25	10.78	1.600	ok	1.600	1.540-1.660
1,2,4-Trimethylbenzene	16.88	10.78	1.566	ok	1.565	1.505-1.625
1,3,5-Trimethylbenzene	16.44	10.78	1.525	ok	1.525	1.465-1.585
2,2,4-Trimethylpentane	5.67	4.95	1.145	ok	1.144	1.084-1.204
Tertiary Butyl Alcohol	2.64	3.57	0.739	ok	0.737	0.677-0.797
Tetrachloroethylene	9.62	4.95	1.943	ok	1.943	1.883-2.003
Tetrahydrofuran	3.91	3.57	1.095	ok	1.089	1.029-1.149
Toluene	7.83	4.95	1.582	ok	1.581	1.521-1.641
Trichloroethylene	5.57	4.95	1.125	ok	1.125	1.065-1.185
Trichlorofluoromethane	2.40	3.57	0.672	ok	0.673	0.613-0.733
Vinyl chloride	1.97	3.57	0.552	ok	0.552	0.492-0.612
Vinyl Acetate	3.16	3.57	0.885	ok	0.886	0.826-0.946
m,p-Xylene	12.21	10.78	1.133	ok	1.132	1.072-1.192
o-Xylene	13.16	10.78	1.221	ok	1.220	1.160-1.280

Internal Standard	RT (min.)		Mean RT(min.)	RT Range (+ /- 0.33)	Area		Mean Area	Area Range (+ /- 40 %)
Bromochloromethane	3.57	ok	3.57	3.24-3.90	78130	ok	79502	47701-111303
1,4-Difluorobenzene	4.95	ok	4.95	4.62-5.28	394439	ok	395530	237318-553742
Chlorobenzene-D5	10.78	ok	10.78	10.45-11.11	358370	ok	366125	219675-512575

Initial Calibration Retention Time/Internal Standard Area Summary

Job Number: JD61280
Account: CARICH C. A. Rich Consultants
Project: Brent Mako Building 3 Investigation, Enter Lane, Islandia, NY

Sample Number	Lab File ID	Injected	By	Level	Inst ID	Method	
V7W5-IC0005	7W00093.D	11/30/22 11:33	TCH	0.04	GCMS7W	TO-15	
V7W5-IC0005	7W00094.D	11/30/22 12:06	TCH	0.1	GCMS7W	TO-15	
V7W5-IC0005	7W00095.D	11/30/22 12:38	TCH	0.2	GCMS7W	TO-15	
V7W5-IC0005	7W00096.D	11/30/22 13:09	TCH	0.5	GCMS7W	TO-15	Reporting this level
V7W5-IC0005	7W00098.D	11/30/22 14:12	TCH	5	GCMS7W	TO-15	
V7W5-ICC0005	7W00099.D	11/30/22 14:44	TCH	10	GCMS7W	TO-15	
V7W5-IC0005	7W00100.D	11/30/22 15:16	TCH	20	GCMS7W	TO-15	
V7W5-IC0005	7W00101.D	11/30/22 15:51	TCH	40	GCMS7W	TO-15	
V7W5-IC0005	7W00102.D	11/30/22 16:26	TCH	50	GCMS7W	TO-15	

Target Compound	RT (min.)	Istd RT (min.)	Rel RT		Mean Rel RT	Rel RT Range (+ /- .06)
Acetone (2-Propanone)	2.35	3.57	0.658	ok	0.655	0.595-0.715
Acrolein	2.30	3.57	0.644	ok	0.642	0.582-0.702
Acrylonitrile	2.49	3.57	0.697	ok	0.698	0.638-0.758
Acetonitrile	2.26	3.57	0.633	ok	0.631	0.571-0.691
1,3-Butadiene	2.01	3.57	0.563	ok	0.563	0.503-0.623
Benzene	4.60	3.57	1.289	ok	1.291	1.231-1.351
Bromobenzene	14.58	10.78	1.353	ok	1.352	1.292-1.412
Bromodichloromethane	5.50	4.96	1.109	ok	1.112	1.052-1.172
Bromoform	12.03	10.78	1.116	ok	1.115	1.055-1.175
Bromomethane	2.09	3.57	0.585	ok	0.586	0.526-0.646
Bromoethene	2.26	3.57	0.633	ok	0.633	0.573-0.693
n-Butane	2.03	3.57	0.569	ok	0.569	0.509-0.629
Benzyl Chloride	16.96	10.78	1.573	ok	1.573	1.513-1.633
n-Butylbenzene	17.66	10.78	1.638	ok	1.637	1.577-1.697
sec-Butylbenzene	17.14	10.78	1.590	ok	1.589	1.529-1.649
tert-Butylbenzene	16.87	10.78	1.565	ok	1.564	1.504-1.624
Carbon disulfide	2.75	3.57	0.770	ok	0.770	0.710-0.830
Chlorobenzene	10.87	10.78	1.008	ok	1.008	0.948-1.068
Chlorodifluoromethane	1.82	3.57	0.510	ok	0.510	0.450-0.570
Chloroethane	2.15	3.57	0.602	ok	0.602	0.542-0.662
Chlorotrifluoroethene	1.83	3.57	0.513	ok	0.513	0.453-0.573
Chloroform	3.64	3.57	1.020	ok	1.023	0.963-1.083
Chloromethane	1.90	3.57	0.532	ok	0.531	0.471-0.591
3-Chloropropene	2.69	3.57	0.754	ok	0.754	0.694-0.814
2-Chlorotoluene	15.73	10.78	1.459	ok	1.458	1.398-1.518
Carbon tetrachloride	4.72	3.57	1.322	ok	1.325	1.265-1.385
Cyclohexane	4.83	4.96	0.974	ok	0.976	0.916-1.036
1,1-Dichloroethane	3.08	3.57	0.863	ok	0.863	0.803-0.923
1,1-Dichloroethylene	2.60	3.57	0.728	ok	0.730	0.670-0.790
1,2-Dibromoethane (EDB)	8.74	4.96	1.762	ok	1.765	1.705-1.825
1,2-Dichloroethane	4.09	3.57	1.146	ok	1.147	1.087-1.207
1,2-Dichloropropane	5.32	4.96	1.073	ok	1.074	1.014-1.134
1,3-Dichloropropane	7.88	4.96	1.589	ok	1.592	1.532-1.652
1,4-Dioxane	5.66	4.96	1.141	ok	1.135	1.075-1.195
Dichlorodifluoromethane	1.85	3.57	0.518	ok	0.519	0.459-0.579
Dichlorofluoromethane	2.17	3.57	0.608	ok	0.609	0.549-0.669
Dibromochloromethane	8.39	4.96	1.692	ok	1.694	1.634-1.754
Dibromomethane	5.28	4.96	1.065	ok	1.065	1.005-1.125
trans-1,2-Dichloroethylene	3.00	3.57	0.840	ok	0.841	0.781-0.901

Initial Calibration Retention Time/Internal Standard Area Summary

Job Number: JD61280
Account: CARICH C. A. Rich Consultants
Project: Brent Mako Building 3 Investigation, Enter Lane, Islandia, NY

Sample Number	Lab File ID	Injected	By	Level	Inst ID	Method	
V7W5-IC0005	7W00093.D	11/30/22 11:33	TCH	0.04	GCMS7W	TO-15	
V7W5-IC0005	7W00094.D	11/30/22 12:06	TCH	0.1	GCMS7W	TO-15	
V7W5-IC0005	7W00095.D	11/30/22 12:38	TCH	0.2	GCMS7W	TO-15	
V7W5-IC0005	7W00096.D	11/30/22 13:09	TCH	0.5	GCMS7W	TO-15	Reporting this level
V7W5-IC0005	7W00098.D	11/30/22 14:12	TCH	5	GCMS7W	TO-15	
V7W5-ICC0005	7W00099.D	11/30/22 14:44	TCH	10	GCMS7W	TO-15	
V7W5-IC0005	7W00100.D	11/30/22 15:16	TCH	20	GCMS7W	TO-15	
V7W5-IC0005	7W00101.D	11/30/22 15:51	TCH	40	GCMS7W	TO-15	
V7W5-IC0005	7W00102.D	11/30/22 16:26	TCH	50	GCMS7W	TO-15	

Target Compound	RT (min.)	Istd RT (min.)	Rel RT		Mean Rel RT	Rel RT Range (+ /- .06)
cis-1,2-Dichloroethylene	3.48	3.57	0.975	ok	0.976	0.916-1.036
cis-1,3-Dichloropropene	6.56	4.96	1.323	ok	1.324	1.264-1.384
m-Dichlorobenzene	16.94	10.78	1.571	ok	1.571	1.511-1.631
o-Dichlorobenzene	17.30	10.78	1.605	ok	1.605	1.545-1.665
p-Dichlorobenzene	17.02	10.78	1.579	ok	1.578	1.518-1.638
trans-1,3-Dichloropropene	7.26	4.96	1.464	ok	1.467	1.407-1.527
Di-Isopropyl ether	3.65	3.57	1.022	ok	1.019	0.959-1.079
2,3-Dimethylpentane	5.10	4.96	1.028	ok	1.030	0.970-1.090
2,4-Dimethylpentane	4.18	3.57	1.171	ok	1.173	1.113-1.233
Ethanol	2.19	3.57	0.613	ok	0.612	0.552-0.672
Ethylbenzene	11.77	10.78	1.092	ok	1.091	1.031-1.151
Ethyl Acetate	3.65	3.57	1.022	ok	1.019	0.959-1.079
Ethyl Acrylate	5.46	4.96	1.101	ok	1.100	1.040-1.160
4-Ethyltoluene	16.31	10.78	1.513	ok	1.512	1.452-1.572
Freon 113	2.75	3.57	0.770	ok	0.771	0.711-0.831
Freon 114	1.93	3.57	0.541	ok	0.541	0.481-0.601
Freon 123	2.31	3.57	0.647	ok	0.647	0.587-0.707
Freon 123A	2.33	3.57	0.653	ok	0.653	0.593-0.713
Freon 142B	1.89	3.57	0.529	ok	0.530	0.470-0.590
Freon 152A	1.80	3.57	0.504	ok	0.504	0.444-0.564
Heptane	6.00	4.96	1.210	ok	1.212	1.152-1.272
Hexachlorobutadiene	18.87	10.78	1.750	ok	1.750	1.690-1.810
Hexachloroethane	17.84	10.78	1.655	ok	1.654	1.594-1.714
Hexane	3.62	3.57	1.014	ok	1.015	0.955-1.075
2-Hexanone	8.46	4.96	1.706	ok	1.703	1.643-1.763
Iodomethane	2.58	3.57	0.723	ok	0.723	0.663-0.783
Isopropylbenzene	14.70	10.78	1.364	ok	1.363	1.303-1.423
Isopropyl Alcohol	2.44	3.57	0.683	ok	0.679	0.619-0.739
p-Isopropyltoluene	17.31	10.78	1.606	ok	1.605	1.545-1.665
Methylene chloride	2.64	3.57	0.739	ok	0.740	0.680-0.800
Methyl ethyl ketone	3.29	3.57	0.922	ok	0.917	0.857-0.977
Methyl Isobutyl Ketone	6.71	4.96	1.353	ok	1.350	1.290-1.410
Methyl Tert Butyl Ether	3.14	3.57	0.880	ok	0.876	0.816-0.936
Methylmethacrylate	5.91	4.96	1.192	ok	1.190	1.130-1.250
Naphthalene	18.61	10.78	1.726	ok	1.726	1.666-1.786
Nonane	14.28	10.78	1.325	ok	1.324	1.264-1.384
Octane	9.76	4.96	1.968	ok	1.971	1.911-2.031
Pentane	2.51	3.57	0.703	ok	0.705	0.645-0.765
n-Propylbenzene	16.03	10.78	1.487	ok	1.487	1.427-1.547

Initial Calibration Retention Time/Internal Standard Area Summary

Job Number: JD61280
Account: CARICH C. A. Rich Consultants
Project: Brent Mako Building 3 Investigation, Enter Lane, Islandia, NY

Sample Number	Lab File ID	Injected	By	Level	Inst ID	Method	
V7W5-IC0005	7W00093.D	11/30/22 11:33	TCH	0.04	GCMS7W	TO-15	
V7W5-IC0005	7W00094.D	11/30/22 12:06	TCH	0.1	GCMS7W	TO-15	
V7W5-IC0005	7W00095.D	11/30/22 12:38	TCH	0.2	GCMS7W	TO-15	
V7W5-IC0005	7W00096.D	11/30/22 13:09	TCH	0.5	GCMS7W	TO-15	Reporting this level
V7W5-IC0005	7W00098.D	11/30/22 14:12	TCH	5	GCMS7W	TO-15	
V7W5-ICC0005	7W00099.D	11/30/22 14:44	TCH	10	GCMS7W	TO-15	
V7W5-IC0005	7W00100.D	11/30/22 15:16	TCH	20	GCMS7W	TO-15	
V7W5-IC0005	7W00101.D	11/30/22 15:51	TCH	40	GCMS7W	TO-15	
V7W5-IC0005	7W00102.D	11/30/22 16:26	TCH	50	GCMS7W	TO-15	

Target Compound	RT (min.)	Istd RT (min.)	Rel RT		Mean Rel RT	Rel RT Range (+ /- .06)
Propylene	1.83	3.57	0.513	ok	0.513	0.453-0.573
Styrene	12.94	10.78	1.200	ok	1.200	1.140-1.260
1,1,1-Trichloroethane	4.27	3.57	1.196	ok	1.196	1.136-1.256
1,1,1,2-Tetrachloroethane	10.87	10.78	1.008	ok	1.008	0.948-1.068
1,1,2,2-Tetrachloroethane	13.16	10.78	1.221	ok	1.221	1.161-1.281
1,1,2-Trichloroethane	7.43	4.96	1.498	ok	1.502	1.442-1.562
1,2,4-Trichlorobenzene	18.56	10.78	1.722	ok	1.721	1.661-1.781
1,2,3-Trichloropropane	13.45	10.78	1.248	ok	1.248	1.188-1.308
1,2,3-Trimethylbenzene	17.25	10.78	1.600	ok	1.600	1.540-1.660
1,2,4-Trimethylbenzene	16.87	10.78	1.565	ok	1.565	1.505-1.625
1,3,5-Trimethylbenzene	16.44	10.78	1.525	ok	1.525	1.465-1.585
2,2,4-Trimethylpentane	5.67	4.96	1.143	ok	1.144	1.084-1.204
Tertiary Butyl Alcohol	2.66	3.57	0.745	ok	0.737	0.677-0.797
Tetrachloroethylene	9.62	4.96	1.940	ok	1.943	1.883-2.003
Tetrahydrofuran	3.91	3.57	1.095	ok	1.089	1.029-1.149
Toluene	7.83	4.96	1.579	ok	1.581	1.521-1.641
Trichloroethylene	5.57	4.96	1.123	ok	1.125	1.065-1.185
Trichlorofluoromethane	2.40	3.57	0.672	ok	0.673	0.613-0.733
Vinyl chloride	1.96	3.57	0.549	ok	0.552	0.492-0.612
Vinyl Acetate	3.17	3.57	0.888	ok	0.886	0.826-0.946
m,p-Xylene	12.21	10.78	1.133	ok	1.132	1.072-1.192
o-Xylene	13.16	10.78	1.221	ok	1.220	1.160-1.280

Internal Standard	RT (min.)		Mean RT(min.)	RT Range (+ /- 0.33)	Area		Mean Area	Area Range (+ /- 40 %)
Bromochloromethane	3.57	ok	3.57	3.24-3.90	76962	ok	79502	47701-111303
1,4-Difluorobenzene	4.96	ok	4.95	4.62-5.28	384573	ok	395530	237318-553742
Chlorobenzene-D5	10.78	ok	10.78	10.45-11.11	350815	ok	366125	219675-512575

Initial Calibration Retention Time/Internal Standard Area Summary

Job Number: JD61280
Account: CARICH C. A. Rich Consultants
Project: Brent Mako Building 3 Investigation, Enter Lane, Islandia, NY

Sample Number	Lab File ID	Injected	By	Level	Inst ID	Method	
V7W5-IC0005	7W00093.D	11/30/22 11:33	TCH	0.04	GCMS7W	TO-15	
V7W5-IC0005	7W00094.D	11/30/22 12:06	TCH	0.1	GCMS7W	TO-15	
V7W5-IC0005	7W00095.D	11/30/22 12:38	TCH	0.2	GCMS7W	TO-15	
V7W5-IC0005	7W00096.D	11/30/22 13:09	TCH	0.5	GCMS7W	TO-15	
V7W5-IC0005	7W00098.D	11/30/22 14:12	TCH	5	GCMS7W	TO-15	Reporting this level
V7W5-ICC0005	7W00099.D	11/30/22 14:44	TCH	10	GCMS7W	TO-15	
V7W5-IC0005	7W00100.D	11/30/22 15:16	TCH	20	GCMS7W	TO-15	
V7W5-IC0005	7W00101.D	11/30/22 15:51	TCH	40	GCMS7W	TO-15	
V7W5-IC0005	7W00102.D	11/30/22 16:26	TCH	50	GCMS7W	TO-15	

Target Compound	RT (min.)	Istd RT (min.)	Rel RT		Mean Rel RT	Rel RT Range (+ /- .06)
Acetone (2-Propanone)	2.34	3.57	0.655	ok	0.655	0.595-0.715
Acrolein	2.30	3.57	0.644	ok	0.642	0.582-0.702
Acrylonitrile	2.49	3.57	0.697	ok	0.698	0.638-0.758
Acetonitrile	2.25	3.57	0.630	ok	0.631	0.571-0.691
1,3-Butadiene	2.01	3.57	0.563	ok	0.563	0.503-0.623
Benzene	4.61	3.57	1.291	ok	1.291	1.231-1.351
Bromobenzene	14.58	10.79	1.351	ok	1.352	1.292-1.412
Bromodichloromethane	5.51	4.95	1.113	ok	1.112	1.052-1.172
Bromoform	12.02	10.79	1.114	ok	1.115	1.055-1.175
Bromomethane	2.09	3.57	0.585	ok	0.586	0.526-0.646
Bromoethene	2.26	3.57	0.633	ok	0.633	0.573-0.693
n-Butane	2.03	3.57	0.569	ok	0.569	0.509-0.629
Benzyl Chloride	16.96	10.79	1.572	ok	1.573	1.513-1.633
n-Butylbenzene	17.66	10.79	1.637	ok	1.637	1.577-1.697
sec-Butylbenzene	17.14	10.79	1.589	ok	1.589	1.529-1.649
tert-Butylbenzene	16.87	10.79	1.563	ok	1.564	1.504-1.624
Carbon disulfide	2.75	3.57	0.770	ok	0.770	0.710-0.830
Chlorobenzene	10.86	10.79	1.006	ok	1.008	0.948-1.068
Chlorodifluoromethane	1.82	3.57	0.510	ok	0.510	0.450-0.570
Chloroethane	2.15	3.57	0.602	ok	0.602	0.542-0.662
Chlorotrifluoroethene	1.83	3.57	0.513	ok	0.513	0.453-0.573
Chloroform	3.65	3.57	1.022	ok	1.023	0.963-1.083
Chloromethane	1.90	3.57	0.532	ok	0.531	0.471-0.591
3-Chloropropene	2.69	3.57	0.754	ok	0.754	0.694-0.814
2-Chlorotoluene	15.72	10.79	1.457	ok	1.458	1.398-1.518
Carbon tetrachloride	4.73	3.57	1.325	ok	1.325	1.265-1.385
Cyclohexane	4.83	4.95	0.976	ok	0.976	0.916-1.036
1,1-Dichloroethane	3.08	3.57	0.863	ok	0.863	0.803-0.923
1,1-Dichloroethylene	2.61	3.57	0.731	ok	0.730	0.670-0.790
1,2-Dibromoethane (EDB)	8.74	4.95	1.766	ok	1.765	1.705-1.825
1,2-Dichloroethane	4.10	3.57	1.148	ok	1.147	1.087-1.207
1,2-Dichloropropane	5.33	4.95	1.077	ok	1.074	1.014-1.134
1,3-Dichloropropane	7.89	4.95	1.594	ok	1.592	1.532-1.652
1,4-Dioxane	5.61	4.95	1.133	ok	1.135	1.075-1.195
Dichlorodifluoromethane	1.85	3.57	0.518	ok	0.519	0.459-0.579
Dichlorofluoromethane	2.17	3.57	0.608	ok	0.609	0.549-0.669
Dibromochloromethane	8.39	4.95	1.695	ok	1.694	1.634-1.754
Dibromomethane	5.28	4.95	1.067	ok	1.065	1.005-1.125
trans-1,2-Dichloroethylene	3.00	3.57	0.840	ok	0.841	0.781-0.901

Initial Calibration Retention Time/Internal Standard Area Summary

Job Number: JD61280
Account: CARICH C. A. Rich Consultants
Project: Brent Mako Building 3 Investigation, Enter Lane, Islandia, NY

Sample Number	Lab File ID	Injected	By	Level	Inst ID	Method	
V7W5-IC0005	7W00093.D	11/30/22 11:33	TCH	0.04	GCMS7W	TO-15	
V7W5-IC0005	7W00094.D	11/30/22 12:06	TCH	0.1	GCMS7W	TO-15	
V7W5-IC0005	7W00095.D	11/30/22 12:38	TCH	0.2	GCMS7W	TO-15	
V7W5-IC0005	7W00096.D	11/30/22 13:09	TCH	0.5	GCMS7W	TO-15	
V7W5-IC0005	7W00098.D	11/30/22 14:12	TCH	5	GCMS7W	TO-15	Reporting this level
V7W5-ICC0005	7W00099.D	11/30/22 14:44	TCH	10	GCMS7W	TO-15	
V7W5-IC0005	7W00100.D	11/30/22 15:16	TCH	20	GCMS7W	TO-15	
V7W5-IC0005	7W00101.D	11/30/22 15:51	TCH	40	GCMS7W	TO-15	
V7W5-IC0005	7W00102.D	11/30/22 16:26	TCH	50	GCMS7W	TO-15	

Target Compound	RT (min.)	Istd RT (min.)	Rel RT		Mean Rel RT	Rel RT Range (+ /- .06)
cis-1,2-Dichloroethylene	3.49	3.57	0.978	ok	0.976	0.916-1.036
cis-1,3-Dichloropropene	6.56	4.95	1.325	ok	1.324	1.264-1.384
m-Dichlorobenzene	16.94	10.79	1.570	ok	1.571	1.511-1.631
o-Dichlorobenzene	17.31	10.79	1.604	ok	1.605	1.545-1.665
p-Dichlorobenzene	17.02	10.79	1.577	ok	1.578	1.518-1.638
trans-1,3-Dichloropropene	7.27	4.95	1.469	ok	1.467	1.407-1.527
Di-Isopropyl ether	3.63	3.57	1.017	ok	1.019	0.959-1.079
2,3-Dimethylpentane	5.10	4.95	1.030	ok	1.030	0.970-1.090
2,4-Dimethylpentane	4.19	3.57	1.174	ok	1.173	1.113-1.233
Ethanol	2.19	3.57	0.613	ok	0.612	0.552-0.672
Ethylbenzene	11.77	10.79	1.091	ok	1.091	1.031-1.151
Ethyl Acetate	3.64	3.57	1.020	ok	1.019	0.959-1.079
Ethyl Acrylate	5.45	4.95	1.101	ok	1.100	1.040-1.160
4-Ethyltoluene	16.31	10.79	1.512	ok	1.512	1.452-1.572
Freon 113	2.75	3.57	0.770	ok	0.771	0.711-0.831
Freon 114	1.93	3.57	0.541	ok	0.541	0.481-0.601
Freon 123	2.31	3.57	0.647	ok	0.647	0.587-0.707
Freon 123A	2.33	3.57	0.653	ok	0.653	0.593-0.713
Freon 142B	1.89	3.57	0.529	ok	0.530	0.470-0.590
Freon 152A	1.80	3.57	0.504	ok	0.504	0.444-0.564
Heptane	6.00	4.95	1.212	ok	1.212	1.152-1.272
Hexachlorobutadiene	18.87	10.79	1.749	ok	1.750	1.690-1.810
Hexachloroethane	17.84	10.79	1.653	ok	1.654	1.594-1.714
Hexane	3.62	3.57	1.014	ok	1.015	0.955-1.075
2-Hexanone	8.44	4.95	1.705	ok	1.703	1.643-1.763
Iodomethane	2.58	3.57	0.723	ok	0.723	0.663-0.783
Isopropylbenzene	14.69	10.79	1.361	ok	1.363	1.303-1.423
Isopropyl Alcohol	2.43	3.57	0.681	ok	0.679	0.619-0.739
p-Isopropyltoluene	17.31	10.79	1.604	ok	1.605	1.545-1.665
Methylene chloride	2.65	3.57	0.742	ok	0.740	0.680-0.800
Methyl ethyl ketone	3.27	3.57	0.916	ok	0.917	0.857-0.977
Methyl Isobutyl Ketone	6.69	4.95	1.352	ok	1.350	1.290-1.410
Methyl Tert Butyl Ether	3.13	3.57	0.877	ok	0.876	0.816-0.936
Methylmethacrylate	5.89	4.95	1.190	ok	1.190	1.130-1.250
Naphthalene	18.61	10.79	1.725	ok	1.726	1.666-1.786
Nonane	14.28	10.79	1.323	ok	1.324	1.264-1.384
Octane	9.77	4.95	1.974	ok	1.971	1.911-2.031
Pentane	2.52	3.57	0.706	ok	0.705	0.645-0.765
n-Propylbenzene	16.04	10.79	1.487	ok	1.487	1.427-1.547

Initial Calibration Retention Time/Internal Standard Area Summary

Job Number: JD61280
Account: CARICH C. A. Rich Consultants
Project: Brent Mako Building 3 Investigation, Enter Lane, Islandia, NY

Sample Number	Lab File ID	Injected	By	Level	Inst ID	Method	
V7W5-IC0005	7W00093.D	11/30/22 11:33	TCH	0.04	GCMS7W	TO-15	
V7W5-IC0005	7W00094.D	11/30/22 12:06	TCH	0.1	GCMS7W	TO-15	
V7W5-IC0005	7W00095.D	11/30/22 12:38	TCH	0.2	GCMS7W	TO-15	
V7W5-IC0005	7W00096.D	11/30/22 13:09	TCH	0.5	GCMS7W	TO-15	
V7W5-IC0005	7W00098.D	11/30/22 14:12	TCH	5	GCMS7W	TO-15	Reporting this level
V7W5-ICC0005	7W00099.D	11/30/22 14:44	TCH	10	GCMS7W	TO-15	
V7W5-IC0005	7W00100.D	11/30/22 15:16	TCH	20	GCMS7W	TO-15	
V7W5-IC0005	7W00101.D	11/30/22 15:51	TCH	40	GCMS7W	TO-15	
V7W5-IC0005	7W00102.D	11/30/22 16:26	TCH	50	GCMS7W	TO-15	

Target Compound	RT (min.)	Istd RT (min.)	Rel RT		Mean Rel RT	Rel RT Range (+ /- .06)
Propylene	1.83	3.57	0.513	ok	0.513	0.453-0.573
Styrene	12.95	10.79	1.200	ok	1.200	1.140-1.260
1,1,1-Trichloroethane	4.27	3.57	1.196	ok	1.196	1.136-1.256
1,1,1,2-Tetrachloroethane	10.88	10.79	1.008	ok	1.008	0.948-1.068
1,1,2,2-Tetrachloroethane	13.17	10.79	1.221	ok	1.221	1.161-1.281
1,1,2-Trichloroethane	7.44	4.95	1.503	ok	1.502	1.442-1.562
1,2,4-Trichlorobenzene	18.56	10.79	1.720	ok	1.721	1.661-1.781
1,2,3-Trichloropropane	13.46	10.79	1.247	ok	1.248	1.188-1.308
1,2,3-Trimethylbenzene	17.25	10.79	1.599	ok	1.600	1.540-1.660
1,2,4-Trimethylbenzene	16.88	10.79	1.564	ok	1.565	1.505-1.625
1,3,5-Trimethylbenzene	16.44	10.79	1.524	ok	1.525	1.465-1.585
2,2,4-Trimethylpentane	5.67	4.95	1.145	ok	1.144	1.084-1.204
Tertiary Butyl Alcohol	2.64	3.57	0.739	ok	0.737	0.677-0.797
Tetrachloroethylene	9.62	4.95	1.943	ok	1.943	1.883-2.003
Tetrahydrofuran	3.89	3.57	1.090	ok	1.089	1.029-1.149
Toluene	7.83	4.95	1.582	ok	1.581	1.521-1.641
Trichloroethylene	5.57	4.95	1.125	ok	1.125	1.065-1.185
Trichlorofluoromethane	2.40	3.57	0.672	ok	0.673	0.613-0.733
Vinyl chloride	1.97	3.57	0.552	ok	0.552	0.492-0.612
Vinyl Acetate	3.16	3.57	0.885	ok	0.886	0.826-0.946
m,p-Xylene	12.20	10.79	1.131	ok	1.132	1.072-1.192
o-Xylene	13.16	10.79	1.220	ok	1.220	1.160-1.280

Internal Standard	RT (min.)		Mean RT(min.)	RT Range (+ /- 0.33)	Area		Mean Area	Area Range (+ /- 40 %)
Bromochloromethane	3.57	ok	3.57	3.24-3.90	78209	ok	79502	47701-111303
1,4-Difluorobenzene	4.95	ok	4.95	4.62-5.28	386395	ok	395530	237318-553742
Chlorobenzene-D5	10.79	ok	10.78	10.45-11.11	357427	ok	366125	219675-512575

Initial Calibration Retention Time/Internal Standard Area Summary

Job Number: JD61280
Account: CARICH C. A. Rich Consultants
Project: Brent Mako Building 3 Investigation, Enter Lane, Islandia, NY

Sample Number	Lab File ID	Injected	By	Level	Inst ID	Method	
V7W5-IC0005	7W00093.D	11/30/22 11:33	TCH	0.04	GCMS7W	TO-15	
V7W5-IC0005	7W00094.D	11/30/22 12:06	TCH	0.1	GCMS7W	TO-15	
V7W5-IC0005	7W00095.D	11/30/22 12:38	TCH	0.2	GCMS7W	TO-15	
V7W5-IC0005	7W00096.D	11/30/22 13:09	TCH	0.5	GCMS7W	TO-15	
V7W5-IC0005	7W00098.D	11/30/22 14:12	TCH	5	GCMS7W	TO-15	
V7W5-ICC0005	7W00099.D	11/30/22 14:44	TCH	10	GCMS7W	TO-15	Reporting this level
V7W5-IC0005	7W00100.D	11/30/22 15:16	TCH	20	GCMS7W	TO-15	
V7W5-IC0005	7W00101.D	11/30/22 15:51	TCH	40	GCMS7W	TO-15	
V7W5-IC0005	7W00102.D	11/30/22 16:26	TCH	50	GCMS7W	TO-15	

Target Compound	RT (min.)	Istd RT (min.)	Rel RT		Mean Rel RT	Rel RT Range (+ /- .06)
Acetone (2-Propanone)	2.33	3.56	0.654	ok	0.655	0.595-0.715
Acrolein	2.29	3.56	0.643	ok	0.642	0.582-0.702
Acrylonitrile	2.49	3.56	0.699	ok	0.698	0.638-0.758
Acetonitrile	2.25	3.56	0.632	ok	0.631	0.571-0.691
1,3-Butadiene	2.01	3.56	0.565	ok	0.563	0.503-0.623
Benzene	4.60	3.56	1.292	ok	1.291	1.231-1.351
Bromobenzene	14.58	10.78	1.353	ok	1.352	1.292-1.412
Bromodichloromethane	5.51	4.95	1.113	ok	1.112	1.052-1.172
Bromoform	12.02	10.78	1.115	ok	1.115	1.055-1.175
Bromomethane	2.09	3.56	0.587	ok	0.586	0.526-0.646
Bromoethene	2.26	3.56	0.635	ok	0.633	0.573-0.693
n-Butane	2.03	3.56	0.570	ok	0.569	0.509-0.629
Benzyl Chloride	16.96	10.78	1.573	ok	1.573	1.513-1.633
n-Butylbenzene	17.66	10.78	1.638	ok	1.637	1.577-1.697
sec-Butylbenzene	17.14	10.78	1.590	ok	1.589	1.529-1.649
tert-Butylbenzene	16.87	10.78	1.565	ok	1.564	1.504-1.624
Carbon disulfide	2.75	3.56	0.772	ok	0.770	0.710-0.830
Chlorobenzene	10.87	10.78	1.008	ok	1.008	0.948-1.068
Chlorodifluoromethane	1.82	3.56	0.511	ok	0.510	0.450-0.570
Chloroethane	2.15	3.56	0.604	ok	0.602	0.542-0.662
Chlorotrifluoroethene	1.83	3.56	0.514	ok	0.513	0.453-0.573
Chloroform	3.65	3.56	1.025	ok	1.023	0.963-1.083
Chloromethane	1.90	3.56	0.534	ok	0.531	0.471-0.591
3-Chloropropene	2.69	3.56	0.756	ok	0.754	0.694-0.814
2-Chlorotoluene	15.72	10.78	1.458	ok	1.458	1.398-1.518
Carbon tetrachloride	4.73	3.56	1.329	ok	1.325	1.265-1.385
Cyclohexane	4.83	4.95	0.976	ok	0.976	0.916-1.036
1,1-Dichloroethane	3.08	3.56	0.865	ok	0.863	0.803-0.923
1,1-Dichloroethylene	2.60	3.56	0.730	ok	0.730	0.670-0.790
1,2-Dibromoethane (EDB)	8.74	4.95	1.766	ok	1.765	1.705-1.825
1,2-Dichloroethane	4.09	3.56	1.149	ok	1.147	1.087-1.207
1,2-Dichloropropane	5.32	4.95	1.075	ok	1.074	1.014-1.134
1,3-Dichloropropane	7.88	4.95	1.592	ok	1.592	1.532-1.652
1,4-Dioxane	5.59	4.95	1.129	ok	1.135	1.075-1.195
Dichlorodifluoromethane	1.85	3.56	0.520	ok	0.519	0.459-0.579
Dichlorofluoromethane	2.17	3.56	0.610	ok	0.609	0.549-0.669
Dibromochloromethane	8.38	4.95	1.693	ok	1.694	1.634-1.754
Dibromomethane	5.27	4.95	1.065	ok	1.065	1.005-1.125
trans-1,2-Dichloroethylene	3.00	3.56	0.843	ok	0.841	0.781-0.901

Initial Calibration Retention Time/Internal Standard Area Summary

Job Number: JD61280
Account: CARICH C. A. Rich Consultants
Project: Brent Mako Building 3 Investigation, Enter Lane, Islandia, NY

Sample Number	Lab File ID	Injected	By	Level	Inst ID	Method	
V7W5-IC0005	7W00093.D	11/30/22 11:33	TCH	0.04	GCMS7W	TO-15	
V7W5-IC0005	7W00094.D	11/30/22 12:06	TCH	0.1	GCMS7W	TO-15	
V7W5-IC0005	7W00095.D	11/30/22 12:38	TCH	0.2	GCMS7W	TO-15	
V7W5-IC0005	7W00096.D	11/30/22 13:09	TCH	0.5	GCMS7W	TO-15	
V7W5-IC0005	7W00098.D	11/30/22 14:12	TCH	5	GCMS7W	TO-15	
V7W5-ICC0005	7W00099.D	11/30/22 14:44	TCH	10	GCMS7W	TO-15	Reporting this level
V7W5-IC0005	7W00100.D	11/30/22 15:16	TCH	20	GCMS7W	TO-15	
V7W5-IC0005	7W00101.D	11/30/22 15:51	TCH	40	GCMS7W	TO-15	
V7W5-IC0005	7W00102.D	11/30/22 16:26	TCH	50	GCMS7W	TO-15	

Target Compound	RT (min.)	Istd RT (min.)	Rel RT		Mean Rel RT	Rel RT Range (+ /- .06)
cis-1,2-Dichloroethylene	3.48	3.56	0.978	ok	0.976	0.916-1.036
cis-1,3-Dichloropropene	6.56	4.95	1.325	ok	1.324	1.264-1.384
m-Dichlorobenzene	16.94	10.78	1.571	ok	1.571	1.511-1.631
o-Dichlorobenzene	17.31	10.78	1.606	ok	1.605	1.545-1.665
p-Dichlorobenzene	17.02	10.78	1.579	ok	1.578	1.518-1.638
trans-1,3-Dichloropropene	7.27	4.95	1.469	ok	1.467	1.407-1.527
Di-Isopropyl ether	3.63	3.56	1.020	ok	1.019	0.959-1.079
2,3-Dimethylpentane	5.10	4.95	1.030	ok	1.030	0.970-1.090
2,4-Dimethylpentane	4.18	3.56	1.174	ok	1.173	1.113-1.233
Ethanol	2.18	3.56	0.612	ok	0.612	0.552-0.672
Ethylbenzene	11.77	10.78	1.092	ok	1.091	1.031-1.151
Ethyl Acetate	3.63	3.56	1.020	ok	1.019	0.959-1.079
Ethyl Acrylate	5.44	4.95	1.099	ok	1.100	1.040-1.160
4-Ethyltoluene	16.31	10.78	1.513	ok	1.512	1.452-1.572
Freon 113	2.75	3.56	0.772	ok	0.771	0.711-0.831
Freon 114	1.93	3.56	0.542	ok	0.541	0.481-0.601
Freon 123	2.31	3.56	0.649	ok	0.647	0.587-0.707
Freon 123A	2.33	3.56	0.654	ok	0.653	0.593-0.713
Freon 142B	1.89	3.56	0.531	ok	0.530	0.470-0.590
Freon 152A	1.80	3.56	0.506	ok	0.504	0.444-0.564
Heptane	6.00	4.95	1.212	ok	1.212	1.152-1.272
Hexachlorobutadiene	18.87	10.78	1.750	ok	1.750	1.690-1.810
Hexachloroethane	17.84	10.78	1.655	ok	1.654	1.594-1.714
Hexane	3.62	3.56	1.017	ok	1.015	0.955-1.075
2-Hexanone	8.42	4.95	1.701	ok	1.703	1.643-1.763
Iodomethane	2.58	3.56	0.725	ok	0.723	0.663-0.783
Isopropylbenzene	14.70	10.78	1.364	ok	1.363	1.303-1.423
Isopropyl Alcohol	2.42	3.56	0.680	ok	0.679	0.619-0.739
p-Isopropyltoluene	17.31	10.78	1.606	ok	1.605	1.545-1.665
Methylene chloride	2.64	3.56	0.742	ok	0.740	0.680-0.800
Methyl ethyl ketone	3.27	3.56	0.919	ok	0.917	0.857-0.977
Methyl Isobutyl Ketone	6.67	4.95	1.347	ok	1.350	1.290-1.410
Methyl Tert Butyl Ether	3.12	3.56	0.876	ok	0.876	0.816-0.936
Methylmethacrylate	5.89	4.95	1.190	ok	1.190	1.130-1.250
Naphthalene	18.61	10.78	1.726	ok	1.726	1.666-1.786
Nonane	14.28	10.78	1.325	ok	1.324	1.264-1.384
Octane	9.77	4.95	1.974	ok	1.971	1.911-2.031
Pentane	2.52	3.56	0.708	ok	0.705	0.645-0.765
n-Propylbenzene	16.03	10.78	1.487	ok	1.487	1.427-1.547

Initial Calibration Retention Time/Internal Standard Area Summary

Job Number: JD61280
Account: CARICH C. A. Rich Consultants
Project: Brent Mako Building 3 Investigation, Enter Lane, Islandia, NY

Sample Number	Lab File ID	Injected	By	Level	Inst ID	Method	
V7W5-IC0005	7W00093.D	11/30/22 11:33	TCH	0.04	GCMS7W	TO-15	
V7W5-IC0005	7W00094.D	11/30/22 12:06	TCH	0.1	GCMS7W	TO-15	
V7W5-IC0005	7W00095.D	11/30/22 12:38	TCH	0.2	GCMS7W	TO-15	
V7W5-IC0005	7W00096.D	11/30/22 13:09	TCH	0.5	GCMS7W	TO-15	
V7W5-IC0005	7W00098.D	11/30/22 14:12	TCH	5	GCMS7W	TO-15	
V7W5-ICC0005	7W00099.D	11/30/22 14:44	TCH	10	GCMS7W	TO-15	Reporting this level
V7W5-IC0005	7W00100.D	11/30/22 15:16	TCH	20	GCMS7W	TO-15	
V7W5-IC0005	7W00101.D	11/30/22 15:51	TCH	40	GCMS7W	TO-15	
V7W5-IC0005	7W00102.D	11/30/22 16:26	TCH	50	GCMS7W	TO-15	

Target Compound	RT (min.)	Istd RT (min.)	Rel RT		Mean Rel RT	Rel RT Range (+ /- .06)
Propylene	1.83	3.56	0.514	ok	0.513	0.453-0.573
Styrene	12.94	10.78	1.200	ok	1.200	1.140-1.260
1,1,1-Trichloroethane	4.27	3.56	1.199	ok	1.196	1.136-1.256
1,1,1,2-Tetrachloroethane	10.87	10.78	1.008	ok	1.008	0.948-1.068
1,1,2,2-Tetrachloroethane	13.17	10.78	1.222	ok	1.221	1.161-1.281
1,1,2-Trichloroethane	7.44	4.95	1.503	ok	1.502	1.442-1.562
1,2,4-Trichlorobenzene	18.56	10.78	1.722	ok	1.721	1.661-1.781
1,2,3-Trichloropropane	13.45	10.78	1.248	ok	1.248	1.188-1.308
1,2,3-Trimethylbenzene	17.25	10.78	1.600	ok	1.600	1.540-1.660
1,2,4-Trimethylbenzene	16.88	10.78	1.566	ok	1.565	1.505-1.625
1,3,5-Trimethylbenzene	16.44	10.78	1.525	ok	1.525	1.465-1.585
2,2,4-Trimethylpentane	5.67	4.95	1.145	ok	1.144	1.084-1.204
Tertiary Butyl Alcohol	2.62	3.56	0.736	ok	0.737	0.677-0.797
Tetrachloroethylene	9.63	4.95	1.945	ok	1.943	1.883-2.003
Tetrahydrofuran	3.87	3.56	1.087	ok	1.089	1.029-1.149
Toluene	7.83	4.95	1.582	ok	1.581	1.521-1.641
Trichloroethylene	5.57	4.95	1.125	ok	1.125	1.065-1.185
Trichlorofluoromethane	2.40	3.56	0.674	ok	0.673	0.613-0.733
Vinyl chloride	1.97	3.56	0.553	ok	0.552	0.492-0.612
Vinyl Acetate	3.16	3.56	0.888	ok	0.886	0.826-0.946
m,p-Xylene	12.21	10.78	1.133	ok	1.132	1.072-1.192
o-Xylene	13.16	10.78	1.221	ok	1.220	1.160-1.280

Internal Standard	RT (min.)		Mean RT(min.)	RT Range (+ /- 0.33)	Area		Mean Area	Area Range (+ /- 40 %)
Bromochloromethane	3.56	ok	3.57	3.24-3.90	75986	ok	79502	47701-111303
1,4-Difluorobenzene	4.95	ok	4.95	4.62-5.28	381248	ok	395530	237318-553742
Chlorobenzene-D5	10.78	ok	10.78	10.45-11.11	356128	ok	366125	219675-512575

Initial Calibration Retention Time/Internal Standard Area Summary

Job Number: JD61280
Account: CARICH C. A. Rich Consultants
Project: Brent Mako Building 3 Investigation, Enter Lane, Islandia, NY

Sample Number	Lab File ID	Injected	By	Level	Inst ID	Method	
V7W5-IC0005	7W00093.D	11/30/22 11:33	TCH	0.04	GCMS7W	TO-15	
V7W5-IC0005	7W00094.D	11/30/22 12:06	TCH	0.1	GCMS7W	TO-15	
V7W5-IC0005	7W00095.D	11/30/22 12:38	TCH	0.2	GCMS7W	TO-15	
V7W5-IC0005	7W00096.D	11/30/22 13:09	TCH	0.5	GCMS7W	TO-15	
V7W5-IC0005	7W00098.D	11/30/22 14:12	TCH	5	GCMS7W	TO-15	
V7W5-ICC0005	7W00099.D	11/30/22 14:44	TCH	10	GCMS7W	TO-15	
V7W5-IC0005	7W00100.D	11/30/22 15:16	TCH	20	GCMS7W	TO-15	Reporting this level
V7W5-IC0005	7W00101.D	11/30/22 15:51	TCH	40	GCMS7W	TO-15	
V7W5-IC0005	7W00102.D	11/30/22 16:26	TCH	50	GCMS7W	TO-15	

Target Compound	RT (min.)	Istd RT (min.)	Rel RT		Mean Rel RT	Rel RT Range (+ /- .06)
Acetone (2-Propanone)	2.33	3.57	0.653	ok	0.655	0.595-0.715
Acrolein	2.29	3.57	0.641	ok	0.642	0.582-0.702
Acrylonitrile	2.49	3.57	0.697	ok	0.698	0.638-0.758
Acetonitrile	2.25	3.57	0.630	ok	0.631	0.571-0.691
1,3-Butadiene	2.01	3.57	0.563	ok	0.563	0.503-0.623
Benzene	4.61	3.57	1.291	ok	1.291	1.231-1.351
Bromobenzene	14.58	10.79	1.351	ok	1.352	1.292-1.412
Bromodichloromethane	5.51	4.95	1.113	ok	1.112	1.052-1.172
Bromoform	12.03	10.79	1.115	ok	1.115	1.055-1.175
Bromomethane	2.09	3.57	0.585	ok	0.586	0.526-0.646
Bromoethene	2.26	3.57	0.633	ok	0.633	0.573-0.693
n-Butane	2.03	3.57	0.569	ok	0.569	0.509-0.629
Benzyl Chloride	16.96	10.79	1.572	ok	1.573	1.513-1.633
n-Butylbenzene	17.66	10.79	1.637	ok	1.637	1.577-1.697
sec-Butylbenzene	17.14	10.79	1.589	ok	1.589	1.529-1.649
tert-Butylbenzene	16.87	10.79	1.563	ok	1.564	1.504-1.624
Carbon disulfide	2.75	3.57	0.770	ok	0.770	0.710-0.830
Chlorobenzene	10.87	10.79	1.007	ok	1.008	0.948-1.068
Chlorodifluoromethane	1.82	3.57	0.510	ok	0.510	0.450-0.570
Chloroethane	2.14	3.57	0.599	ok	0.602	0.542-0.662
Chlorotrifluoroethene	1.83	3.57	0.513	ok	0.513	0.453-0.573
Chloroform	3.65	3.57	1.022	ok	1.023	0.963-1.083
Chloromethane	1.89	3.57	0.529	ok	0.531	0.471-0.591
3-Chloropropene	2.69	3.57	0.754	ok	0.754	0.694-0.814
2-Chlorotoluene	15.72	10.79	1.457	ok	1.458	1.398-1.518
Carbon tetrachloride	4.73	3.57	1.325	ok	1.325	1.265-1.385
Cyclohexane	4.83	4.95	0.976	ok	0.976	0.916-1.036
1,1-Dichloroethane	3.08	3.57	0.863	ok	0.863	0.803-0.923
1,1-Dichloroethylene	2.60	3.57	0.728	ok	0.730	0.670-0.790
1,2-Dibromoethane (EDB)	8.75	4.95	1.768	ok	1.765	1.705-1.825
1,2-Dichloroethane	4.09	3.57	1.146	ok	1.147	1.087-1.207
1,2-Dichloropropane	5.32	4.95	1.075	ok	1.074	1.014-1.134
1,3-Dichloropropane	7.88	4.95	1.592	ok	1.592	1.532-1.652
1,4-Dioxane	5.58	4.95	1.127	ok	1.135	1.075-1.195
Dichlorodifluoromethane	1.85	3.57	0.518	ok	0.519	0.459-0.579
Dichlorofluoromethane	2.17	3.57	0.608	ok	0.609	0.549-0.669
Dibromochloromethane	8.39	4.95	1.695	ok	1.694	1.634-1.754
Dibromomethane	5.28	4.95	1.067	ok	1.065	1.005-1.125
trans-1,2-Dichloroethylene	3.00	3.57	0.840	ok	0.841	0.781-0.901

Initial Calibration Retention Time/Internal Standard Area Summary

Job Number: JD61280
Account: CARICH C. A. Rich Consultants
Project: Brent Mako Building 3 Investigation, Enter Lane, Islandia, NY

Sample Number	Lab File ID	Injected	By	Level	Inst ID	Method	
V7W5-IC0005	7W00093.D	11/30/22 11:33	TCH	0.04	GCMS7W	TO-15	
V7W5-IC0005	7W00094.D	11/30/22 12:06	TCH	0.1	GCMS7W	TO-15	
V7W5-IC0005	7W00095.D	11/30/22 12:38	TCH	0.2	GCMS7W	TO-15	
V7W5-IC0005	7W00096.D	11/30/22 13:09	TCH	0.5	GCMS7W	TO-15	
V7W5-IC0005	7W00098.D	11/30/22 14:12	TCH	5	GCMS7W	TO-15	
V7W5-ICC0005	7W00099.D	11/30/22 14:44	TCH	10	GCMS7W	TO-15	
V7W5-IC0005	7W00100.D	11/30/22 15:16	TCH	20	GCMS7W	TO-15	Reporting this level
V7W5-IC0005	7W00101.D	11/30/22 15:51	TCH	40	GCMS7W	TO-15	
V7W5-IC0005	7W00102.D	11/30/22 16:26	TCH	50	GCMS7W	TO-15	

Target Compound	RT (min.)	Istd RT (min.)	Rel RT		Mean Rel RT	Rel RT Range (+ /- .06)
cis-1,2-Dichloroethylene	3.48	3.57	0.975	ok	0.976	0.916-1.036
cis-1,3-Dichloropropene	6.56	4.95	1.325	ok	1.324	1.264-1.384
m-Dichlorobenzene	16.94	10.79	1.570	ok	1.571	1.511-1.631
o-Dichlorobenzene	17.31	10.79	1.604	ok	1.605	1.545-1.665
p-Dichlorobenzene	17.02	10.79	1.577	ok	1.578	1.518-1.638
trans-1,3-Dichloropropene	7.27	4.95	1.469	ok	1.467	1.407-1.527
Di-Isopropyl ether	3.63	3.57	1.017	ok	1.019	0.959-1.079
2,3-Dimethylpentane	5.10	4.95	1.030	ok	1.030	0.970-1.090
2,4-Dimethylpentane	4.18	3.57	1.171	ok	1.173	1.113-1.233
Ethanol	2.18	3.57	0.611	ok	0.612	0.552-0.672
Ethylbenzene	11.77	10.79	1.091	ok	1.091	1.031-1.151
Ethyl Acetate	3.63	3.57	1.017	ok	1.019	0.959-1.079
Ethyl Acrylate	5.44	4.95	1.099	ok	1.100	1.040-1.160
4-Ethyltoluene	16.31	10.79	1.512	ok	1.512	1.452-1.572
Freon 113	2.75	3.57	0.770	ok	0.771	0.711-0.831
Freon 114	1.93	3.57	0.541	ok	0.541	0.481-0.601
Freon 123	2.31	3.57	0.647	ok	0.647	0.587-0.707
Freon 123A	2.33	3.57	0.653	ok	0.653	0.593-0.713
Freon 142B	1.89	3.57	0.529	ok	0.530	0.470-0.590
Freon 152A	1.80	3.57	0.504	ok	0.504	0.444-0.564
Heptane	6.01	4.95	1.214	ok	1.212	1.152-1.272
Hexachlorobutadiene	18.87	10.79	1.749	ok	1.750	1.690-1.810
Hexachloroethane	17.84	10.79	1.653	ok	1.654	1.594-1.714
Hexane	3.62	3.57	1.014	ok	1.015	0.955-1.075
2-Hexanone	8.41	4.95	1.699	ok	1.703	1.643-1.763
Iodomethane	2.58	3.57	0.723	ok	0.723	0.663-0.783
Isopropylbenzene	14.70	10.79	1.362	ok	1.363	1.303-1.423
Isopropyl Alcohol	2.42	3.57	0.678	ok	0.679	0.619-0.739
p-Isopropyltoluene	17.31	10.79	1.604	ok	1.605	1.545-1.665
Methylene chloride	2.64	3.57	0.739	ok	0.740	0.680-0.800
Methyl ethyl ketone	3.26	3.57	0.913	ok	0.917	0.857-0.977
Methyl Isobutyl Ketone	6.67	4.95	1.347	ok	1.350	1.290-1.410
Methyl Tert Butyl Ether	3.12	3.57	0.874	ok	0.876	0.816-0.936
Methylmethacrylate	5.89	4.95	1.190	ok	1.190	1.130-1.250
Naphthalene	18.61	10.79	1.725	ok	1.726	1.666-1.786
Nonane	14.29	10.79	1.324	ok	1.324	1.264-1.384
Octane	9.77	4.95	1.974	ok	1.971	1.911-2.031
Pentane	2.52	3.57	0.706	ok	0.705	0.645-0.765
n-Propylbenzene	16.04	10.79	1.487	ok	1.487	1.427-1.547

Initial Calibration Retention Time/Internal Standard Area Summary

Job Number: JD61280
Account: CARICH C. A. Rich Consultants
Project: Brent Mako Building 3 Investigation, Enter Lane, Islandia, NY

Sample Number	Lab File ID	Injected	By	Level	Inst ID	Method	
V7W5-IC0005	7W00093.D	11/30/22 11:33	TCH	0.04	GCMS7W	TO-15	
V7W5-IC0005	7W00094.D	11/30/22 12:06	TCH	0.1	GCMS7W	TO-15	
V7W5-IC0005	7W00095.D	11/30/22 12:38	TCH	0.2	GCMS7W	TO-15	
V7W5-IC0005	7W00096.D	11/30/22 13:09	TCH	0.5	GCMS7W	TO-15	
V7W5-IC0005	7W00098.D	11/30/22 14:12	TCH	5	GCMS7W	TO-15	
V7W5-ICC0005	7W00099.D	11/30/22 14:44	TCH	10	GCMS7W	TO-15	
V7W5-IC0005	7W00100.D	11/30/22 15:16	TCH	20	GCMS7W	TO-15	Reporting this level
V7W5-IC0005	7W00101.D	11/30/22 15:51	TCH	40	GCMS7W	TO-15	
V7W5-IC0005	7W00102.D	11/30/22 16:26	TCH	50	GCMS7W	TO-15	

Target Compound	RT (min.)	Istd RT (min.)	Rel RT		Mean Rel RT	Rel RT Range (+ /- .06)
Propylene	1.83	3.57	0.513	ok	0.513	0.453-0.573
Styrene	12.95	10.79	1.200	ok	1.200	1.140-1.260
1,1,1-Trichloroethane	4.27	3.57	1.196	ok	1.196	1.136-1.256
1,1,1,2-Tetrachloroethane	10.88	10.79	1.008	ok	1.008	0.948-1.068
1,1,2,2-Tetrachloroethane	13.17	10.79	1.221	ok	1.221	1.161-1.281
1,1,2-Trichloroethane	7.44	4.95	1.503	ok	1.502	1.442-1.562
1,2,4-Trichlorobenzene	18.56	10.79	1.720	ok	1.721	1.661-1.781
1,2,3-Trichloropropane	13.46	10.79	1.247	ok	1.248	1.188-1.308
1,2,3-Trimethylbenzene	17.25	10.79	1.599	ok	1.600	1.540-1.660
1,2,4-Trimethylbenzene	16.88	10.79	1.564	ok	1.565	1.505-1.625
1,3,5-Trimethylbenzene	16.45	10.79	1.525	ok	1.525	1.465-1.585
2,2,4-Trimethylpentane	5.67	4.95	1.145	ok	1.144	1.084-1.204
Tertiary Butyl Alcohol	2.62	3.57	0.734	ok	0.737	0.677-0.797
Tetrachloroethylene	9.63	4.95	1.945	ok	1.943	1.883-2.003
Tetrahydrofuran	3.87	3.57	1.084	ok	1.089	1.029-1.149
Toluene	7.83	4.95	1.582	ok	1.581	1.521-1.641
Trichloroethylene	5.57	4.95	1.125	ok	1.125	1.065-1.185
Trichlorofluoromethane	2.40	3.57	0.672	ok	0.673	0.613-0.733
Vinyl chloride	1.96	3.57	0.549	ok	0.552	0.492-0.612
Vinyl Acetate	3.16	3.57	0.885	ok	0.886	0.826-0.946
m,p-Xylene	12.21	10.79	1.132	ok	1.132	1.072-1.192
o-Xylene	13.17	10.79	1.221	ok	1.220	1.160-1.280

Internal Standard	RT (min.)		Mean RT(min.)	RT Range (+ /- 0.33)	Area		Mean Area	Area Range (+ /- 40 %)
Bromochloromethane	3.57	ok	3.57	3.24-3.90	80741	ok	79502	47701-111303
1,4-Difluorobenzene	4.95	ok	4.95	4.62-5.28	404758	ok	395530	237318-553742
Chlorobenzene-D5	10.79	ok	10.78	10.45-11.11	380384	ok	366125	219675-512575

Initial Calibration Retention Time/Internal Standard Area Summary

Job Number: JD61280
Account: CARICH C. A. Rich Consultants
Project: Brent Mako Building 3 Investigation, Enter Lane, Islandia, NY

Sample Number	Lab File ID	Injected	By	Level	Inst ID	Method	
V7W5-IC0005	7W00093.D	11/30/22 11:33	TCH	0.04	GCMS7W	TO-15	
V7W5-IC0005	7W00094.D	11/30/22 12:06	TCH	0.1	GCMS7W	TO-15	
V7W5-IC0005	7W00095.D	11/30/22 12:38	TCH	0.2	GCMS7W	TO-15	
V7W5-IC0005	7W00096.D	11/30/22 13:09	TCH	0.5	GCMS7W	TO-15	
V7W5-IC0005	7W00098.D	11/30/22 14:12	TCH	5	GCMS7W	TO-15	
V7W5-ICC0005	7W00099.D	11/30/22 14:44	TCH	10	GCMS7W	TO-15	
V7W5-IC0005	7W00100.D	11/30/22 15:16	TCH	20	GCMS7W	TO-15	
V7W5-IC0005	7W00101.D	11/30/22 15:51	TCH	40	GCMS7W	TO-15	Reporting this level
V7W5-IC0005	7W00102.D	11/30/22 16:26	TCH	50	GCMS7W	TO-15	

Target Compound	RT (min.)	Istd RT (min.)	Rel RT		Mean Rel RT	Rel RT Range (+ /- .06)
Acetone (2-Propanone)	2.34	3.57	0.655	ok	0.655	0.595-0.715
Acrolein	2.29	3.57	0.641	ok	0.642	0.582-0.702
Acrylonitrile	2.49	3.57	0.697	ok	0.698	0.638-0.758
Acetonitrile	2.25	3.57	0.630	ok	0.631	0.571-0.691
1,3-Butadiene	2.01	3.57	0.563	ok	0.563	0.503-0.623
Benzene	4.61	3.57	1.291	ok	1.291	1.231-1.351
Bromobenzene	14.59	10.79	1.352	ok	1.352	1.292-1.412
Bromodichloromethane	5.51	4.96	1.111	ok	1.112	1.052-1.172
Bromoform	12.03	10.79	1.115	ok	1.115	1.055-1.175
Bromomethane	2.09	3.57	0.585	ok	0.586	0.526-0.646
Bromoethene	2.26	3.57	0.633	ok	0.633	0.573-0.693
n-Butane	2.03	3.57	0.569	ok	0.569	0.509-0.629
Benzyl Chloride	16.96	10.79	1.572	ok	1.573	1.513-1.633
n-Butylbenzene	17.66	10.79	1.637	ok	1.637	1.577-1.697
sec-Butylbenzene	17.14	10.79	1.589	ok	1.589	1.529-1.649
tert-Butylbenzene	16.88	10.79	1.564	ok	1.564	1.504-1.624
Carbon disulfide	2.75	3.57	0.770	ok	0.770	0.710-0.830
Chlorobenzene	10.87	10.79	1.007	ok	1.008	0.948-1.068
Chlorodifluoromethane	1.82	3.57	0.510	ok	0.510	0.450-0.570
Chloroethane	2.15	3.57	0.602	ok	0.602	0.542-0.662
Chlorotrifluoroethene	1.83	3.57	0.513	ok	0.513	0.453-0.573
Chloroform	3.65	3.57	1.022	ok	1.023	0.963-1.083
Chloromethane	1.90	3.57	0.532	ok	0.531	0.471-0.591
3-Chloropropene	2.69	3.57	0.754	ok	0.754	0.694-0.814
2-Chlorotoluene	15.73	10.79	1.458	ok	1.458	1.398-1.518
Carbon tetrachloride	4.73	3.57	1.325	ok	1.325	1.265-1.385
Cyclohexane	4.83	4.96	0.974	ok	0.976	0.916-1.036
1,1-Dichloroethane	3.08	3.57	0.863	ok	0.863	0.803-0.923
1,1-Dichloroethylene	2.61	3.57	0.731	ok	0.730	0.670-0.790
1,2-Dibromoethane (EDB)	8.75	4.96	1.764	ok	1.765	1.705-1.825
1,2-Dichloroethane	4.09	3.57	1.146	ok	1.147	1.087-1.207
1,2-Dichloropropane	5.33	4.96	1.075	ok	1.074	1.014-1.134
1,3-Dichloropropane	7.89	4.96	1.591	ok	1.592	1.532-1.652
1,4-Dioxane	5.58	4.96	1.125	ok	1.135	1.075-1.195
Dichlorodifluoromethane	1.85	3.57	0.518	ok	0.519	0.459-0.579
Dichlorofluoromethane	2.18	3.57	0.611	ok	0.609	0.549-0.669
Dibromochloromethane	8.39	4.96	1.692	ok	1.694	1.634-1.754
Dibromomethane	5.28	4.96	1.065	ok	1.065	1.005-1.125
trans-1,2-Dichloroethylene	3.00	3.57	0.840	ok	0.841	0.781-0.901

Initial Calibration Retention Time/Internal Standard Area Summary

Job Number: JD61280
Account: CARICH C. A. Rich Consultants
Project: Brent Mako Building 3 Investigation, Enter Lane, Islandia, NY

Sample Number	Lab File ID	Injected	By	Level	Inst ID	Method	
V7W5-IC0005	7W00093.D	11/30/22 11:33	TCH	0.04	GCMS7W	TO-15	
V7W5-IC0005	7W00094.D	11/30/22 12:06	TCH	0.1	GCMS7W	TO-15	
V7W5-IC0005	7W00095.D	11/30/22 12:38	TCH	0.2	GCMS7W	TO-15	
V7W5-IC0005	7W00096.D	11/30/22 13:09	TCH	0.5	GCMS7W	TO-15	
V7W5-IC0005	7W00098.D	11/30/22 14:12	TCH	5	GCMS7W	TO-15	
V7W5-ICC0005	7W00099.D	11/30/22 14:44	TCH	10	GCMS7W	TO-15	
V7W5-IC0005	7W00100.D	11/30/22 15:16	TCH	20	GCMS7W	TO-15	
V7W5-IC0005	7W00101.D	11/30/22 15:51	TCH	40	GCMS7W	TO-15	Reporting this level
V7W5-IC0005	7W00102.D	11/30/22 16:26	TCH	50	GCMS7W	TO-15	

Target Compound	RT (min.)	Istd RT (min.)	Rel RT		Mean Rel RT	Rel RT Range (+ /- .06)
cis-1,2-Dichloroethylene	3.48	3.57	0.975	ok	0.976	0.916-1.036
cis-1,3-Dichloropropene	6.56	4.96	1.323	ok	1.324	1.264-1.384
m-Dichlorobenzene	16.95	10.79	1.571	ok	1.571	1.511-1.631
o-Dichlorobenzene	17.31	10.79	1.604	ok	1.605	1.545-1.665
p-Dichlorobenzene	17.02	10.79	1.577	ok	1.578	1.518-1.638
trans-1,3-Dichloropropene	7.27	4.96	1.466	ok	1.467	1.407-1.527
Di-Isopropyl ether	3.63	3.57	1.017	ok	1.019	0.959-1.079
2,3-Dimethylpentane	5.11	4.96	1.030	ok	1.030	0.970-1.090
2,4-Dimethylpentane	4.19	3.57	1.174	ok	1.173	1.113-1.233
Ethanol	2.18	3.57	0.611	ok	0.612	0.552-0.672
Ethylbenzene	11.77	10.79	1.091	ok	1.091	1.031-1.151
Ethyl Acetate	3.63	3.57	1.017	ok	1.019	0.959-1.079
Ethyl Acrylate	5.44	4.96	1.097	ok	1.100	1.040-1.160
4-Ethyltoluene	16.31	10.79	1.512	ok	1.512	1.452-1.572
Freon 113	2.75	3.57	0.770	ok	0.771	0.711-0.831
Freon 114	1.93	3.57	0.541	ok	0.541	0.481-0.601
Freon 123	2.31	3.57	0.647	ok	0.647	0.587-0.707
Freon 123A	2.33	3.57	0.653	ok	0.653	0.593-0.713
Freon 142B	1.89	3.57	0.529	ok	0.530	0.470-0.590
Freon 152A	1.80	3.57	0.504	ok	0.504	0.444-0.564
Heptane	6.01	4.96	1.212	ok	1.212	1.152-1.272
Hexachlorobutadiene	18.87	10.79	1.749	ok	1.750	1.690-1.810
Hexachloroethane	17.84	10.79	1.653	ok	1.654	1.594-1.714
Hexane	3.62	3.57	1.014	ok	1.015	0.955-1.075
2-Hexanone	8.41	4.96	1.696	ok	1.703	1.643-1.763
Iodomethane	2.58	3.57	0.723	ok	0.723	0.663-0.783
Isopropylbenzene	14.71	10.79	1.363	ok	1.363	1.303-1.423
Isopropyl Alcohol	2.42	3.57	0.678	ok	0.679	0.619-0.739
p-Isopropyltoluene	17.32	10.79	1.605	ok	1.605	1.545-1.665
Methylene chloride	2.64	3.57	0.739	ok	0.740	0.680-0.800
Methyl ethyl ketone	3.26	3.57	0.913	ok	0.917	0.857-0.977
Methyl Isobutyl Ketone	6.67	4.96	1.345	ok	1.350	1.290-1.410
Methyl Tert Butyl Ether	3.12	3.57	0.874	ok	0.876	0.816-0.936
Methylmethacrylate	5.89	4.96	1.188	ok	1.190	1.130-1.250
Naphthalene	18.62	10.79	1.726	ok	1.726	1.666-1.786
Nonane	14.29	10.79	1.324	ok	1.324	1.264-1.384
Octane	9.77	4.96	1.970	ok	1.971	1.911-2.031
Pentane	2.52	3.57	0.706	ok	0.705	0.645-0.765
n-Propylbenzene	16.04	10.79	1.487	ok	1.487	1.427-1.547

Initial Calibration Retention Time/Internal Standard Area Summary

Job Number: JD61280
Account: CARICH C. A. Rich Consultants
Project: Brent Mako Building 3 Investigation, Enter Lane, Islandia, NY

Sample Number	Lab File ID	Injected	By	Level	Inst ID	Method	
V7W5-IC0005	7W00093.D	11/30/22 11:33	TCH	0.04	GCMS7W	TO-15	
V7W5-IC0005	7W00094.D	11/30/22 12:06	TCH	0.1	GCMS7W	TO-15	
V7W5-IC0005	7W00095.D	11/30/22 12:38	TCH	0.2	GCMS7W	TO-15	
V7W5-IC0005	7W00096.D	11/30/22 13:09	TCH	0.5	GCMS7W	TO-15	
V7W5-IC0005	7W00098.D	11/30/22 14:12	TCH	5	GCMS7W	TO-15	
V7W5-ICC0005	7W00099.D	11/30/22 14:44	TCH	10	GCMS7W	TO-15	
V7W5-IC0005	7W00100.D	11/30/22 15:16	TCH	20	GCMS7W	TO-15	
V7W5-IC0005	7W00101.D	11/30/22 15:51	TCH	40	GCMS7W	TO-15	Reporting this level
V7W5-IC0005	7W00102.D	11/30/22 16:26	TCH	50	GCMS7W	TO-15	

Target Compound	RT (min.)	Istd RT (min.)	Rel RT		Mean Rel RT	Rel RT Range (+ /- .06)
Propylene	1.83	3.57	0.513	ok	0.513	0.453-0.573
Styrene	12.95	10.79	1.200	ok	1.200	1.140-1.260
1,1,1-Trichloroethane	4.27	3.57	1.196	ok	1.196	1.136-1.256
1,1,1,2-Tetrachloroethane	10.88	10.79	1.008	ok	1.008	0.948-1.068
1,1,2,2-Tetrachloroethane	13.18	10.79	1.222	ok	1.221	1.161-1.281
1,1,2-Trichloroethane	7.44	4.96	1.500	ok	1.502	1.442-1.562
1,2,4-Trichlorobenzene	18.57	10.79	1.721	ok	1.721	1.661-1.781
1,2,3-Trichloropropane	13.46	10.79	1.247	ok	1.248	1.188-1.308
1,2,3-Trimethylbenzene	17.26	10.79	1.600	ok	1.600	1.540-1.660
1,2,4-Trimethylbenzene	16.88	10.79	1.564	ok	1.565	1.505-1.625
1,3,5-Trimethylbenzene	16.45	10.79	1.525	ok	1.525	1.465-1.585
2,2,4-Trimethylpentane	5.67	4.96	1.143	ok	1.144	1.084-1.204
Tertiary Butyl Alcohol	2.62	3.57	0.734	ok	0.737	0.677-0.797
Tetrachloroethylene	9.63	4.96	1.942	ok	1.943	1.883-2.003
Tetrahydrofuran	3.87	3.57	1.084	ok	1.089	1.029-1.149
Toluene	7.83	4.96	1.579	ok	1.581	1.521-1.641
Trichloroethylene	5.57	4.96	1.123	ok	1.125	1.065-1.185
Trichlorofluoromethane	2.40	3.57	0.672	ok	0.673	0.613-0.733
Vinyl chloride	1.97	3.57	0.552	ok	0.552	0.492-0.612
Vinyl Acetate	3.16	3.57	0.885	ok	0.886	0.826-0.946
m,p-Xylene	12.22	10.79	1.133	ok	1.132	1.072-1.192
o-Xylene	13.17	10.79	1.221	ok	1.220	1.160-1.280

Internal Standard	RT (min.)		Mean RT(min.)	RT Range (+ /- 0.33)	Area		Mean Area	Area Range (+ /- 40 %)
Bromochloromethane	3.57	ok	3.57	3.24-3.90	83054	ok	79502	47701-111303
1,4-Difluorobenzene	4.96	ok	4.95	4.62-5.28	408760	ok	395530	237318-553742
Chlorobenzene-D5	10.79	ok	10.78	10.45-11.11	387368	ok	366125	219675-512575

Initial Calibration Retention Time/Internal Standard Area Summary

Job Number: JD61280
Account: CARICH C. A. Rich Consultants
Project: Brent Mako Building 3 Investigation, Enter Lane, Islandia, NY

Sample Number	Lab File ID	Injected	By	Level	Inst ID	Method	
V7W5-IC0005	7W00093.D	11/30/22 11:33	TCH	0.04	GCMS7W	TO-15	
V7W5-IC0005	7W00094.D	11/30/22 12:06	TCH	0.1	GCMS7W	TO-15	
V7W5-IC0005	7W00095.D	11/30/22 12:38	TCH	0.2	GCMS7W	TO-15	
V7W5-IC0005	7W00096.D	11/30/22 13:09	TCH	0.5	GCMS7W	TO-15	
V7W5-IC0005	7W00098.D	11/30/22 14:12	TCH	5	GCMS7W	TO-15	
V7W5-ICC0005	7W00099.D	11/30/22 14:44	TCH	10	GCMS7W	TO-15	
V7W5-IC0005	7W00100.D	11/30/22 15:16	TCH	20	GCMS7W	TO-15	
V7W5-IC0005	7W00101.D	11/30/22 15:51	TCH	40	GCMS7W	TO-15	
V7W5-IC0005	7W00102.D	11/30/22 16:26	TCH	50	GCMS7W	TO-15	Reporting this level

Target Compound	RT (min.)	Istd RT (min.)	Rel RT		Mean Rel RT	Rel RT Range (+ /- .06)
Acetone (2-Propanone)	2.33	3.57	0.653	ok	0.655	0.595-0.715
Acrolein	2.29	3.57	0.641	ok	0.642	0.582-0.702
Acrylonitrile	2.49	3.57	0.697	ok	0.698	0.638-0.758
Acetonitrile	2.25	3.57	0.630	ok	0.631	0.571-0.691
1,3-Butadiene	2.01	3.57	0.563	ok	0.563	0.503-0.623
Benzene	4.61	3.57	1.291	ok	1.291	1.231-1.351
Bromobenzene	14.59	10.79	1.352	ok	1.352	1.292-1.412
Bromodichloromethane	5.52	4.96	1.113	ok	1.112	1.052-1.172
Bromoform	12.03	10.79	1.115	ok	1.115	1.055-1.175
Bromomethane	2.09	3.57	0.585	ok	0.586	0.526-0.646
Bromoethene	2.26	3.57	0.633	ok	0.633	0.573-0.693
n-Butane	2.03	3.57	0.569	ok	0.569	0.509-0.629
Benzyl Chloride	16.97	10.79	1.573	ok	1.573	1.513-1.633
n-Butylbenzene	17.66	10.79	1.637	ok	1.637	1.577-1.697
sec-Butylbenzene	17.15	10.79	1.589	ok	1.589	1.529-1.649
tert-Butylbenzene	16.88	10.79	1.564	ok	1.564	1.504-1.624
Carbon disulfide	2.75	3.57	0.770	ok	0.770	0.710-0.830
Chlorobenzene	10.88	10.79	1.008	ok	1.008	0.948-1.068
Chlorodifluoromethane	1.82	3.57	0.510	ok	0.510	0.450-0.570
Chloroethane	2.15	3.57	0.602	ok	0.602	0.542-0.662
Chlorotrifluoroethene	1.83	3.57	0.513	ok	0.513	0.453-0.573
Chloroform	3.65	3.57	1.022	ok	1.023	0.963-1.083
Chloromethane	1.89	3.57	0.529	ok	0.531	0.471-0.591
3-Chloropropene	2.69	3.57	0.754	ok	0.754	0.694-0.814
2-Chlorotoluene	15.73	10.79	1.458	ok	1.458	1.398-1.518
Carbon tetrachloride	4.73	3.57	1.325	ok	1.325	1.265-1.385
Cyclohexane	4.84	4.96	0.976	ok	0.976	0.916-1.036
1,1-Dichloroethane	3.08	3.57	0.863	ok	0.863	0.803-0.923
1,1-Dichloroethylene	2.61	3.57	0.731	ok	0.730	0.670-0.790
1,2-Dibromoethane (EDB)	8.75	4.96	1.764	ok	1.765	1.705-1.825
1,2-Dichloroethane	4.09	3.57	1.146	ok	1.147	1.087-1.207
1,2-Dichloropropane	5.32	4.96	1.073	ok	1.074	1.014-1.134
1,3-Dichloropropane	7.89	4.96	1.591	ok	1.592	1.532-1.652
1,4-Dioxane	5.58	4.96	1.125	ok	1.135	1.075-1.195
Dichlorodifluoromethane	1.85	3.57	0.518	ok	0.519	0.459-0.579
Dichlorofluoromethane	2.17	3.57	0.608	ok	0.609	0.549-0.669
Dibromochloromethane	8.39	4.96	1.692	ok	1.694	1.634-1.754
Dibromomethane	5.28	4.96	1.065	ok	1.065	1.005-1.125
trans-1,2-Dichloroethylene	3.00	3.57	0.840	ok	0.841	0.781-0.901

Initial Calibration Retention Time/Internal Standard Area Summary

Job Number: JD61280
Account: CARICH C. A. Rich Consultants
Project: Brent Mako Building 3 Investigation, Enter Lane, Islandia, NY

Sample Number	Lab File ID	Injected	By	Level	Inst ID	Method	
V7W5-IC0005	7W00093.D	11/30/22 11:33	TCH	0.04	GCMS7W	TO-15	
V7W5-IC0005	7W00094.D	11/30/22 12:06	TCH	0.1	GCMS7W	TO-15	
V7W5-IC0005	7W00095.D	11/30/22 12:38	TCH	0.2	GCMS7W	TO-15	
V7W5-IC0005	7W00096.D	11/30/22 13:09	TCH	0.5	GCMS7W	TO-15	
V7W5-IC0005	7W00098.D	11/30/22 14:12	TCH	5	GCMS7W	TO-15	
V7W5-ICC0005	7W00099.D	11/30/22 14:44	TCH	10	GCMS7W	TO-15	
V7W5-IC0005	7W00100.D	11/30/22 15:16	TCH	20	GCMS7W	TO-15	
V7W5-IC0005	7W00101.D	11/30/22 15:51	TCH	40	GCMS7W	TO-15	
V7W5-IC0005	7W00102.D	11/30/22 16:26	TCH	50	GCMS7W	TO-15	Reporting this level

Target Compound	RT (min.)	Istd RT (min.)	Rel RT		Mean Rel RT	Rel RT Range (+ /- .06)
cis-1,2-Dichloroethylene	3.49	3.57	0.978	ok	0.976	0.916-1.036
cis-1,3-Dichloropropene	6.56	4.96	1.323	ok	1.324	1.264-1.384
m-Dichlorobenzene	16.95	10.79	1.571	ok	1.571	1.511-1.631
o-Dichlorobenzene	17.31	10.79	1.604	ok	1.605	1.545-1.665
p-Dichlorobenzene	17.03	10.79	1.578	ok	1.578	1.518-1.638
trans-1,3-Dichloropropene	7.28	4.96	1.468	ok	1.467	1.407-1.527
Di-Isopropyl ether	3.63	3.57	1.017	ok	1.019	0.959-1.079
2,3-Dimethylpentane	5.11	4.96	1.030	ok	1.030	0.970-1.090
2,4-Dimethylpentane	4.19	3.57	1.174	ok	1.173	1.113-1.233
Ethanol	2.18	3.57	0.611	ok	0.612	0.552-0.672
Ethylbenzene	11.78	10.79	1.092	ok	1.091	1.031-1.151
Ethyl Acetate	3.63	3.57	1.017	ok	1.019	0.959-1.079
Ethyl Acrylate	5.44	4.96	1.097	ok	1.100	1.040-1.160
4-Ethyltoluene	16.32	10.79	1.513	ok	1.512	1.452-1.572
Freon 113	2.75	3.57	0.770	ok	0.771	0.711-0.831
Freon 114	1.93	3.57	0.541	ok	0.541	0.481-0.601
Freon 123	2.31	3.57	0.647	ok	0.647	0.587-0.707
Freon 123A	2.33	3.57	0.653	ok	0.653	0.593-0.713
Freon 142B	1.89	3.57	0.529	ok	0.530	0.470-0.590
Freon 152A	1.80	3.57	0.504	ok	0.504	0.444-0.564
Heptane	6.01	4.96	1.212	ok	1.212	1.152-1.272
Hexachlorobutadiene	18.87	10.79	1.749	ok	1.750	1.690-1.810
Hexachloroethane	17.84	10.79	1.653	ok	1.654	1.594-1.714
Hexane	3.62	3.57	1.014	ok	1.015	0.955-1.075
2-Hexanone	8.41	4.96	1.696	ok	1.703	1.643-1.763
Iodomethane	2.58	3.57	0.723	ok	0.723	0.663-0.783
Isopropylbenzene	14.71	10.79	1.363	ok	1.363	1.303-1.423
Isopropyl Alcohol	2.41	3.57	0.675	ok	0.679	0.619-0.739
p-Isopropyltoluene	17.32	10.79	1.605	ok	1.605	1.545-1.665
Methylene chloride	2.64	3.57	0.739	ok	0.740	0.680-0.800
Methyl ethyl ketone	3.26	3.57	0.913	ok	0.917	0.857-0.977
Methyl Isobutyl Ketone	6.67	4.96	1.345	ok	1.350	1.290-1.410
Methyl Tert Butyl Ether	3.12	3.57	0.874	ok	0.876	0.816-0.936
Methylmethacrylate	5.89	4.96	1.188	ok	1.190	1.130-1.250
Naphthalene	18.62	10.79	1.726	ok	1.726	1.666-1.786
Nonane	14.30	10.79	1.325	ok	1.324	1.264-1.384
Octane	9.77	4.96	1.970	ok	1.971	1.911-2.031
Pentane	2.52	3.57	0.706	ok	0.705	0.645-0.765
n-Propylbenzene	16.04	10.79	1.487	ok	1.487	1.427-1.547

Initial Calibration Retention Time/Internal Standard Area Summary

Job Number: JD61280
Account: CARICH C. A. Rich Consultants
Project: Brent Mako Building 3 Investigation, Enter Lane, Islandia, NY

Sample Number	Lab File ID	Injected	By	Level	Inst ID	Method	
V7W5-IC0005	7W00093.D	11/30/22 11:33	TCH	0.04	GCMS7W	TO-15	
V7W5-IC0005	7W00094.D	11/30/22 12:06	TCH	0.1	GCMS7W	TO-15	
V7W5-IC0005	7W00095.D	11/30/22 12:38	TCH	0.2	GCMS7W	TO-15	
V7W5-IC0005	7W00096.D	11/30/22 13:09	TCH	0.5	GCMS7W	TO-15	
V7W5-IC0005	7W00098.D	11/30/22 14:12	TCH	5	GCMS7W	TO-15	
V7W5-ICC0005	7W00099.D	11/30/22 14:44	TCH	10	GCMS7W	TO-15	
V7W5-IC0005	7W00100.D	11/30/22 15:16	TCH	20	GCMS7W	TO-15	
V7W5-IC0005	7W00101.D	11/30/22 15:51	TCH	40	GCMS7W	TO-15	
V7W5-IC0005	7W00102.D	11/30/22 16:26	TCH	50	GCMS7W	TO-15	Reporting this level

Target Compound	RT (min.)	Istd RT (min.)	Rel RT		Mean Rel RT	Rel RT Range (+ /- .06)
Propylene	1.83	3.57	0.513	ok	0.513	0.453-0.573
Styrene	12.95	10.79	1.200	ok	1.200	1.140-1.260
1,1,1-Trichloroethane	4.27	3.57	1.196	ok	1.196	1.136-1.256
1,1,1,2-Tetrachloroethane	10.89	10.79	1.009	ok	1.008	0.948-1.068
1,1,2,2-Tetrachloroethane	13.18	10.79	1.222	ok	1.221	1.161-1.281
1,1,2-Trichloroethane	7.44	4.96	1.500	ok	1.502	1.442-1.562
1,2,4-Trichlorobenzene	18.57	10.79	1.721	ok	1.721	1.661-1.781
1,2,3-Trichloropropane	13.47	10.79	1.248	ok	1.248	1.188-1.308
1,2,3-Trimethylbenzene	17.26	10.79	1.600	ok	1.600	1.540-1.660
1,2,4-Trimethylbenzene	16.89	10.79	1.565	ok	1.565	1.505-1.625
1,3,5-Trimethylbenzene	16.45	10.79	1.525	ok	1.525	1.465-1.585
2,2,4-Trimethylpentane	5.67	4.96	1.143	ok	1.144	1.084-1.204
Tertiary Butyl Alcohol	2.62	3.57	0.734	ok	0.737	0.677-0.797
Tetrachloroethylene	9.63	4.96	1.942	ok	1.943	1.883-2.003
Tetrahydrofuran	3.87	3.57	1.084	ok	1.089	1.029-1.149
Toluene	7.84	4.96	1.581	ok	1.581	1.521-1.641
Trichloroethylene	5.58	4.96	1.125	ok	1.125	1.065-1.185
Trichlorofluoromethane	2.40	3.57	0.672	ok	0.673	0.613-0.733
Vinyl chloride	1.97	3.57	0.552	ok	0.552	0.492-0.612
Vinyl Acetate	3.16	3.57	0.885	ok	0.886	0.826-0.946
m,p-Xylene	12.22	10.79	1.133	ok	1.132	1.072-1.192
o-Xylene	13.17	10.79	1.221	ok	1.220	1.160-1.280

Internal Standard	RT (min.)		Mean RT(min.)	RT Range (+ /- 0.33)	Area		Mean Area	Area Range (+ /- 40 %)
Bromochloromethane	3.57	ok	3.57	3.24-3.90	87636	ok	79502	47701-111303
1,4-Difluorobenzene	4.96	ok	4.95	4.62-5.28	416908	ok	395530	237318-553742
Chlorobenzene-D5	10.79	ok	10.78	10.45-11.11	402247	ok	366125	219675-512575

Surrogate Recovery Summary

Job Number: JD61280
Account: CARICH C. A. Rich Consultants
Project: Brent Mako Building 3 Investigation, Enter Lane, Islandia, NY

Method: TO-15 **Matrix:** AIR

Samples and QC shown here apply to the above method

Lab Sample ID	Lab File ID	S1
JD61280-1	7W01035.D	92
JD61280-2	7W01036.D	91
JD61280-3	7W01106.D	93
JD61280-3	7W01037.D	92
JD61280-4	7W01107.D	88
JD61280-4	7W01038.D	93
JD61280-5	7W01108.D	91
JD61394-1DUP	7W01104.D	92
JD61695-1DUP	7W01023.D	89
V2W2802-SCC	2W63017.D	92
V2W2802-SCC	2W63016.D	92
V3W3107-SCC	3W78882.D	95
V7W47-BS	7W01013.D	95
V7W47-BSD	7W01014.D	98
V7W47-MB	7W01016.D	89
V7W51-BS	7W01098.D	97
V7W51-BSD	7W01099.D	97
V7W51-MB	7W01102.D	89
V2W2802-BS	2W62993.D	98
V2W2802-BSD	2W62994.D	97
V2W2802-MB	2W62999.D	94
V3W3107-BS	3W78863.D	100
V3W3107-BSD	3W78864.D	101
V3W3107-MB	3W78866.D	96

Surrogate Compounds	Recovery Limits
S1 = 4-Bromofluorobenzene	65-128%

Initial Calibration Summary

Job Number: JD61280 **Sample:** V2W2776-ICC2776
Account: CARICH C. A. Rich Consultants **Lab FileID:** 2W62389.D
Project: Brent Mako Building 3 Investigation, Enter Lane, Islandia, NY

Response Factor Report MS2W

```
Method       : C:\msdchem\1\METHODS\M2W2776.M (RTE Integrator)
Title        : TO15 by GCMS w/DB-1, 30m  X 0.25mm ID X 0.5 um
Last Update  : Mon Dec 19 08:01:01 2022
Response via : Initial Calibration

Calibration Files
0.5 =2w62386.D   0.2 =2w62385.D   40  =2w62391.D   0.04=2w62383.D
5   =2w62388.D   10  =2w62389.D   20  =2w62390.D   0.1 =2w62384.D
50  =2w62392.D       =
```

Compound	0.5	0.2	40	0.04	5	10	20	0.1	50	Avg	%RSD
1) I BROMOCHLOROMETHANE	----------ISTD----------										
2) FREON 115										0.000	-1.00
3) FREON 152A	0.798	0.722	0.762		0.734	0.757	0.749		0.770	0.756	3.26
4) CHLORODIFLUOROMETHANE	0.400	0.401	0.403		0.393	0.402	0.395		0.407	0.400	1.21
5) CHLOROTRIFLUOROETHENE	2.030	1.920	1.865		1.798	1.825	1.822	2.076	1.881	1.902	5.32
6) DICHLORODIFLUOROMETHANE	5.171	5.270	4.936	4.911	4.811	4.828	4.834	5.053	4.926	4.971	3.24
7) PROPYLENE	1.060	1.022	0.883		0.862	0.870	0.873		0.894	0.924	8.86
8) 1-CHLORO-1,1-DIFLUOROETHANE	3.988	3.885	3.572	3.435	3.603	3.574	3.555	3.791	3.518	3.658	5.07
9) FREON 114	4.336	4.366	4.249	3.653	4.055	4.067	4.120	4.221	4.231	4.144	5.16
10) CHLOROMETHANE	0.451	0.458	0.396		0.385	0.393	0.389	0.412	0.393	0.410	7.06
11) VINYL CHLORIDE	1.651	1.578	1.448		1.450	1.434	1.423	1.508	1.461	1.494	5.41
12) 1,3-BUTADIENE	1.212	1.227	1.110		1.063	1.074	1.094	1.233	1.109	1.140	6.26
13) N-BUTANE	2.258	2.418	1.938		1.934	1.934	1.894	2.095	1.930	2.050	9.38
14) BROMOMETHANE	1.519	1.577	1.423		1.370	1.385	1.385	1.611	1.428	1.462	6.42
15) CHLOROETHANE	0.832	0.816	0.780		0.751	0.759	0.762	0.731	0.778	0.776	4.32
16) DICHLOROFLUOROMETHANE	3.451	3.341	3.322	3.363	3.228	3.234	3.236	3.418	3.343	3.326	2.43
17) ACETONITRILE	1.246	1.405	1.124		1.121	1.105	1.093	1.235	1.128	1.182	9.08
18) ACROLEIN	0.683	0.744	0.661		0.637	0.637	0.636		0.660	0.665	5.85
19) FREON 123	3.847	3.725	3.681	3.518	3.441	3.470	3.538	3.886	3.729	3.648	4.48
20) FREON 123A	2.352	2.341	2.141		2.001	2.029	2.055	2.339	2.166	2.178	6.79
21) TRICHLOROFLUOROMETHANE	5.013	5.100	4.724	4.476	4.577	4.632	4.593	4.876	4.756	4.750	4.42
22) ISOPROPYL ALCOHOL	3.479	3.929	2.751		2.784	2.796	2.741		2.758	3.034	15.70
23) ACETONE											

Initial Calibration Summary

Job Number: JD61280 **Sample:** V2W2776-ICC2776
Account: CARICH C. A. Rich Consultants **Lab FileID:** 2W62389.D
Project: Brent Mako Building 3 Investigation, Enter Lane, Islandia, NY

```
            1.051 1.128 0.773       0.744 0.741 0.733       0.776   0.850   19.59
24)  PENTANE
            1.621 1.863 1.444       1.434 1.480 1.447 1.990 1.445   1.591   13.74
25)  IODOMETHANE
            4.562 4.633 4.420 3.982 4.255 4.351 4.346 4.263 4.449   4.362    4.37
26)  1,1-DICHLOROETHYLENE
            1.879 1.916 1.739       1.715 1.726 1.714 1.958 1.748   1.799    5.60
27)  CARBON DISULFIDE
            4.978 4.924 5.382 4.423 5.014 5.150 5.228 5.067 5.382   5.061    5.75
28)  ETHANOL
            0.910 1.134 0.595       0.600 0.580 0.578       0.595   0.713   30.98
29)  BROMOETHENE
            1.560 1.497 1.506       1.414 1.446 1.463 1.520 1.509   1.489    3.10
30)  ACRYLONITRILE
            1.180 1.121 1.073       1.035 1.066 1.057 1.161 1.069   1.095    4.79
31)  METHYLENE CHLORIDE
            2.194 3.044 1.595       1.631 1.628 1.587       1.596   1.896   29.09
32)  3-CHLOROPROPENE
            0.902 0.937 0.862       0.835 0.853 0.851 0.952 0.863   0.882    4.91
33)  FREON 113
            2.957 3.019 2.957       2.855 2.882 2.908 2.890 2.959   2.928    1.83
34)  TRANS-1,2-DICHLOROETHENE
            1.594 1.757 1.629       1.511 1.547 1.576 1.564 1.640   1.602    4.70
35)  TERTIARY BUTYL ALCOHOL
            5.533 5.731 4.022       4.220 4.252 4.032       4.033   4.546   16.49
36)  METHYL TERTIARY BUTYL ETHER
            4.598 4.740 4.553 4.839 4.292 4.366 4.376 4.502 4.608   4.541    3.95
37)  TETRAHYDROFURAN
            0.700 0.670 0.756       0.718 0.734 0.739       0.766   0.726    4.56
38)  HEXANE
            2.705 2.950 2.608       2.445 2.446 2.507 3.095 2.636   2.674    8.85
39)  VINYL ACETATE
            0.361 0.426 0.405       0.217 0.285 0.352       0.425   0.353   22.06
40)  1,1-DICHLOROETHANE
            2.760 2.684 2.725 2.594 2.624 2.625 2.652 2.667 2.740   2.674    2.14
41)  METHYL ETHYL KETONE
            0.766 0.836 0.775       0.716 0.746 0.748       0.783   0.767    4.90
42)  CIS-1,2-DICHLOROETHENE
            1.698 1.729 1.700       1.610 1.655 1.653 1.460 1.718   1.653    5.28
43)  DIISOPROPYL ETHER
            0.798 0.803 0.790       0.745 0.739 0.755       0.798   0.775    3.59
44)  ETHYL ACETATE
            0.550 0.580 0.544       0.496 0.520 0.520       0.555   0.538    5.15
45)  METHYL ACRYLATE
            3.153 3.269 3.308 2.845 3.059 3.151 3.154 3.030 3.318   3.143    4.81
46)  CHLOROFORM
            3.718 3.711 3.747 3.068 3.517 3.583 3.605 3.488 3.782   3.580    6.09
47)  2,4-DIMETHYLPENTANE
            2.997 3.055 3.014 2.797 2.833 2.890 2.918 3.275 3.030   2.979    4.80
48)  1,1,1-TRICHLOROETHANE
            3.665 3.648 3.932 3.223 3.642 3.715 3.799 3.677 3.949   3.694    5.75
49)  CARBON TETRACHLORIDE
            3.503 3.394 4.142 2.637 3.595 3.774 3.928 3.374 4.183   3.615   13.12
50)  1,2-DICHLOROETHANE
            2.753 2.558 2.607       2.520 2.521 2.548 2.490 2.605   2.575    3.22
51)  BENZENE
            5.232 5.988 4.900       4.615 4.696 4.730 6.201 4.889   5.156   11.85

52) I   1,4-DIFLUOROBENZENE   ----------------ISTD--------------------
53)  CYCLOHEXANE
```

6.9.1

6

```
            0.422 0.440 0.438       0.404 0.411 0.417 0.381 0.434   0.418    4.78
54)  2,3-DIMETHYLPENTANE
            0.212 0.201 0.216       0.203 0.203 0.208       0.218   0.209    3.23
55)  TRICHLOROETHENE
            0.473 0.475 0.486 0.330 0.443 0.446 0.459 0.454 0.485   0.450   10.64
56)  1,2-DICHLOROPROPANE
            0.340 0.341 0.371       0.343 0.346 0.354 0.317 0.368   0.347    4.94
57)  DIBROMOMETHANE
            0.406 0.420 0.422       0.384 0.391 0.398 0.445 0.424   0.411    4.92
58)  ETHYL ACRYLATE
            0.758 0.754 0.832 0.552 0.785 0.776 0.791 0.646 0.833   0.747   12.26
59)  BROMODICHLOROMETHANE
            0.710 0.697 0.831 0.554 0.743 0.760 0.788 0.640 0.829   0.728   12.38
60)  2,2,4-TRIMETHYLPENTANE
            1.636 1.611 1.639 1.416 1.555 1.547 1.568 1.625 1.639   1.582    4.57
61)  1,4-DIOXANE
            0.251 0.258 0.237       0.240 0.231 0.228 0.257 0.238   0.242    4.70
62)  HEPTANE
            0.559 0.555 0.557 0.574 0.530 0.527 0.537 0.564 0.552   0.550    2.87
63)  METHYL METHACRYLATE
            0.359 0.333 0.384       0.347 0.350 0.366 0.315 0.386   0.355    6.83
64)  METHYL ISOBUTYL KETONE
            0.372 0.388 0.329       0.335 0.335 0.324 0.349 0.328   0.345    6.68
65)  CIS-1,3-DICHLOROPROPENE
            0.509 0.527 0.613       0.530 0.547 0.574 0.464 0.616   0.547    9.48
66)  TOLUENE
            1.281 1.356 1.249       1.157 1.164 1.190 1.424 1.255   1.260    7.44
67)  1,3-DICHLOROPROPANE
            0.587 0.578 0.631 0.533 0.585 0.590 0.601 0.590 0.634   0.592    5.03
68)  TRANS-1,3-DICHLOROPROPENE
            0.429 0.420 0.592       0.488 0.517 0.550 0.423 0.600   0.502   14.82
69)  1,1,2-TRICHLOROETHANE
            0.356 0.338 0.372       0.342 0.344 0.353 0.338 0.371   0.352    3.97
70)  2-HEXANONE
            0.358 0.687 0.461 0.588 0.512 0.487 0.475 0.675 0.453   0.522   20.78
71)  ETHYL METHACRYLATE
            0.604 0.537 0.648       0.596 0.608 0.622 0.530 0.649   0.599    7.48
72)  TETRACHLOROETHENE
            0.457 0.457 0.484 0.349 0.438 0.446 0.457 0.420 0.487   0.444    9.34
73)  DIBROMOCHLOROMETHANE
            0.584 0.555 0.833       0.690 0.732 0.774 0.521 0.842   0.691   18.16
74)  1,2-DIBROMOETHANE
            0.660 0.639 0.720       0.645 0.661 0.680 0.568 0.719   0.662    7.34
75)  OCTANE
            0.772 0.766 0.778 0.860 0.737 0.741 0.748 0.803 0.778   0.776    4.85

76) I   CHLOROBENZENE-D5      ----------------ISTD--------------------
77)  1,1,1,2-TETRACHLOROETHANE
            0.498 0.494 0.634       0.538 0.565 0.590 0.456 0.618   0.549   11.61
78)  CHLOROBENZENE
            1.074 1.095 1.149 0.920 1.051 1.063 1.089 1.041 1.120   1.067    6.06
79)  ETHYLBENZENE
            1.933 2.117 1.903       1.779 1.791 1.814 2.337 1.859   1.941    9.94
80)  M,P-XYLENE
            1.477 1.603 1.517       1.391 1.411 1.435 1.805 1.478   1.515    8.91
81)  O-XYLENE
            1.550 1.679 1.548       1.411 1.419 1.462 1.903 1.519   1.561   10.42
82)  STYRENE
            1.011 1.004 1.179 1.021 1.043 1.069 1.093 0.974 1.158   1.061    6.63
83)  NONANE
```

Initial Calibration Summary

Job Number: JD61280 **Sample:** V2W2776-ICC2776
Account: CARICH C. A. Rich Consultants **Lab FileID:** 2W62389.D
Project: Brent Mako Building 3 Investigation, Enter Lane, Islandia, NY

```
            0.903 0.886 0.933 0.790 0.876 0.882 0.885 0.921 0.897   0.886    4.57
 84)  BROMOFORM
            0.539 0.511 0.889       0.689 0.751 0.804 0.485 0.875   0.693   23.62
 85)  1,1,2,2-TETRACHLOROETHANE
            1.025 0.993 1.142 0.794 1.028 1.052 1.071 0.910 1.109   1.014   10.46
 86)  1,2,3-TRICHLOROPROPANE
            0.811 0.790 0.860 0.723 0.790 0.803 0.819 0.771 0.843   0.801    5.01
 87)  4-BROMOFLUOROBENZENE
            0.760 0.758 0.792 0.766 0.771 0.779 0.782 0.770 0.774   0.772    1.39
 88)  ISOPROPYLBENZENE
            0.521 0.527 0.591       0.524 0.536 0.552 0.490 0.576   0.540    5.99
 89)  BROMOBENZENE
            0.955 0.995 1.093 0.803 0.990 1.012 1.035 0.920 1.071   0.986    8.84
 90)  2-CHLOROTOLUENE
            0.459 0.460 0.527       0.469 0.482 0.494 0.424 0.514   0.479    6.94
 91)  N-PROPYLBENZENE
            0.553 0.524 0.614       0.550 0.560 0.575 0.486 0.603   0.558    7.39
 92)  4-ETHYLTOLUENE
            1.959 1.850 2.311 1.552 2.015 2.051 2.147 1.715 2.295   1.988   12.74
 93)  1,3,5-TRIMETHYLBENZENE
            1.691 1.638 2.019 1.295 1.717 1.753 1.836 1.561 1.989   1.722   12.81
 94)  ALPHA-METHYLSTYRENE
            0.744 0.772 1.053 0.598 0.857 0.906 0.951 0.649 1.040   0.841   19.32
 95)  TERT-BUTYLBENZENE
            0.395 0.364 0.486       0.401 0.416 0.436 0.366 0.476   0.418   10.97
 96)  1,2,4-TRIMETHYLBENZENE
            1.730 1.708 2.221 1.475 1.785 1.867 1.996 1.651 2.188   1.847   13.44
 97)  BENZYL CHLORIDE
            0.811 0.735 2.075       1.407 1.621 1.831       2.092   1.510   37.00
 98)  M-DICHLOROBENZENE
            1.038 0.999 1.336 0.878 1.086 1.141 1.209 0.990 1.315   1.110   13.87
 99)  P-DICHLOROBENZENE
            1.063 1.017 1.379 0.922 1.091 1.165 1.230 0.925 1.404   1.133   15.67
100)  O-DICHLOROBENZENE
            1.053 1.000 1.326 0.814 1.058 1.125 1.200 0.986 1.323   1.098   15.10
101)  SEC-BUTYLBENZENE
            0.487 0.495 0.617       0.507 0.538 0.564 0.444 0.601   0.532   11.17
102)  1,2,3-TRIMETHYLBENZENE
            1.708 1.658 2.136 1.455 1.746 1.845 1.955 1.662 2.121   1.810   12.53
103)  P-ISOPROPYLTOLUENE
            0.496 0.507 0.701       0.568 0.596 0.632 0.486 0.693   0.585   14.64
104)  N-BUTYLBENZENE
            0.503 0.444 0.682       0.548 0.577 0.611 0.450 0.680   0.562   16.59
105)  HEXACHLOROETHANE
            0.462 0.480 0.905       0.652 0.734 0.805 0.463 0.906   0.676   28.31
106)  HEXACHLOROBUTADIENE
            0.847 0.858 1.370 0.732 0.951 1.038 1.120 0.780 1.471   1.018   25.48
107)  1,2,4-TRICHLOROBENZENE
            0.980 0.949 1.613       1.149 1.244 1.338 0.849 1.794   1.240   26.74
108)  NAPHTHALENE
            2.419 2.285 4.583       2.981 3.241 3.436 2.199 5.284   3.303   33.80
 ------------------------------------------------------------------------------
 (#) = Out of Range  ###  Number of calibration levels exceeded format  ###

          M2W2776.M         Mon Dec 19 08:11:22 2022   GCMS2W
```

Initial Calibration Verification

Job Number: JD61280 **Sample:** V2W2776-ICV2776
Account: CARICH C. A. Rich Consultants **Lab FileID:** 2W62395.D
Project: Brent Mako Building 3 Investigation, Enter Lane, Islandia, NY

Evaluate Continuing Calibration Report

```
Data Path : C:\msdchem\1\DATA\
Data File : 2w62395.D
Acq On    : 15 Dec 2022  12:22 am
Operator  : thomash
Sample    : icv2776-10
Misc      : MS64819,V2w2776,,,,,1
ALS Vial  : 5   Sample Multiplier: 1

Quant Time: Dec 19 08:04:28 2022
Quant Method : C:\msdchem\1\METHODS\M2W2776.M
Quant Title  : TO15 by GCMS w/DB-1, 30m  X 0.25mm ID X 0.5 um
QLast Update : Mon Dec 19 08:01:03 2022
Response via : Initial Calibration


Min. RRF     :   0.000  Min. Rel. Area :  50%  Max. R.T. Dev  0.33min
Max. RRF Dev :  30%     Max. Rel. Area : 150%
```

		Compound	AvgRF	CCRF	%Dev	Area%	Dev(min)
1	I	BROMOCHLOROMETHANE	1.000	1.000	0.0	101	0.00
2	T	FREON 115	0.000	0.000	0.0	0#	-1.81#
3	T	FREON 152A	0.756	0.825	-9.1	110	0.00
4	T	CHLORODIFLUOROMETHANE	0.400	0.426	-6.5	107	0.00
5	T	CHLOROTRIFLUOROETHENE	1.902	2.006	-5.5	111	0.00
6	T	DICHLORODIFLUOROMETHANE	4.971	5.196	-4.5	109	0.00
7	T	PROPYLENE	0.924	0.978	-5.8	114	0.00
8	T	1-CHLORO-1,1-DIFLUOROETHANE	3.658	3.887	-6.3	110	0.00
9	T	FREON 114	4.144	4.421	-6.7	110	0.00
10	T	CHLOROMETHANE	0.410	0.421	-2.7	108	0.00
11	T	VINYL CHLORIDE	1.494	1.547	-3.5	109	0.00
12	t	1,3-BUTADIENE	1.140	1.158	-1.6	109	0.00
13	T	N-BUTANE	2.050	2.022	1.4	106	0.00
14	T	BROMOMETHANE	1.462	1.486	-1.6	108	0.00
15	T	CHLOROETHANE	0.776	0.814	-4.9	108	0.00
16	T	DICHLOROFLUOROMETHANE	3.326	3.385	-1.8	106	0.00
17	T	ACETONITRILE	1.182	1.158	2.0	106	0.00
18	T	ACROLEIN	0.665	0.614	7.7	97	0.00
19	T	FREON 123	3.648	3.844	-5.4	112	0.00
20	T	FREON 123A	2.178	2.401	-10.2	120	0.00
21	T	TRICHLOROFLUOROMETHANE	4.750	5.006	-5.4	109	0.00
22	T	ISOPROPYL ALCOHOL	3.034	3.009	0.8	109	0.00
23	T	ACETONE	0.850	0.838	1.4	114	0.00
24	T	PENTANE	1.591	1.568	1.4	107	0.00
25	T	IODOMETHANE	4.362	4.668	-7.0	108	0.00
26	T	1,1-DICHLOROETHYLENE	1.799	1.861	-3.4	109	0.00
27	T	CARBON DISULFIDE	5.061	5.123	-1.2	100	0.00
28	T	ETHANOL	0.713	0.737	-3.4	128	0.00
29	T	BROMOETHENE	1.489	1.567	-5.2	109	0.00
30	T	ACRYLONITRILE	1.095	1.116	-1.9	106	0.00
31	T	METHYLENE CHLORIDE	1.896	1.701	10.3	106	0.00
32	T	3-CHLOROPROPENE	0.882	0.924	-4.8	109	0.00
33	T	FREON 113	2.928	2.997	-2.4	105	0.00
34	T	TRANS-1,2-DICHLOROETHENE	1.602	1.667	-4.1	109	0.00
35	T	TERTIARY BUTYL ALCOHOL	4.546	4.158	8.5	99	0.00
36	t	METHYL TERTIARY BUTYL ETHER	4.541	4.769	-5.0	110	0.00
37	T	TETRAHYDROFURAN	0.726	0.799	-10.1	110	0.00
38	T	HEXANE	2.674	2.773	-3.7	114	0.00

Initial Calibration Verification

Job Number: JD61280 **Sample:** V2W2776-ICV2776
Account: CARICH C. A. Rich Consultants **Lab FileID:** 2W62395.D
Project: Brent Mako Building 3 Investigation, Enter Lane, Islandia, NY

39	T	VINYL ACETATE	0.353	0.291	17.6	103	0.00
40	T	1,1-DICHLOROETHANE	2.674	2.921	-9.2	112	0.00
41	T	METHYL ETHYL KETONE	0.767	0.836	-9.0	113	0.00
42	T	CIS-1,2-DICHLOROETHENE	1.653	1.806	-9.3	110	0.00
43	T	DIISOPROPYL ETHER	0.775	0.803	-3.6	110	0.00
44	T	ETHYL ACETATE	0.538	0.574	-6.7	111	0.00
45	T	METHYL ACRYLATE	3.143	3.376	-7.4	108	0.00
46	T	CHLOROFORM	3.580	3.814	-6.5	108	0.00
47	T	2,4-DIMETHYLPENTANE	2.979	3.195	-7.3	112	0.00
48	T	1,1,1-TRICHLOROETHANE	3.694	4.019	-8.8	109	0.00
49	T	CARBON TETRACHLORIDE	3.615	4.126	-14.1	110	0.00
50	T	1,2-DICHLOROETHANE	2.575	2.762	-7.3	111	0.00
51	t	BENZENE	5.156	5.103	1.0	110	0.00
52	I	1,4-DIFLUOROBENZENE	1.000	1.000	0.0	100	0.00
53	T	CYCLOHEXANE	0.418	0.454	-8.6	111	0.00
54	T	2,3-DIMETHYLPENTANE	0.209	0.227	-8.6	112	0.00
55	T	TRICHLOROETHENE	0.450	0.491	-9.1	110	0.00
56	T	1,2-DICHLOROPROPANE	0.347	0.381	-9.8	110	0.00
57	T	DIBROMOMETHANE	0.411	0.429	-4.4	110	0.00
58	T	ETHYL ACRYLATE	0.747	0.852	-14.1	110	0.00
59	T	BROMODICHLOROMETHANE	0.728	0.833	-14.4	110	0.00
60	T	2,2,4-TRIMETHYLPENTANE	1.582	1.728	-9.2	112	0.00
61	T	1,4-DIOXANE	0.242	0.292	-20.7	126	0.00
62	T	HEPTANE	0.550	0.592	-7.6	113	0.00
63	T	METHYL METHACRYLATE	0.355	0.386	-8.7	110	0.00
64	T	METHYL ISOBUTYL KETONE	0.345	0.377	-9.3	113	0.00
65	T	CIS-1,3-DICHLOROPROPENE	0.547	0.650	-18.8	119	0.00
66	T	TOLUENE	1.260	1.291	-2.5	111	0.00
67	T	1,3-DICHLOROPROPANE	0.592	0.641	-8.3	109	0.00
68	T	TRANS-1,3-DICHLOROPROPENE	0.502	0.576	-14.7	112	0.00
69	T	1,1,2-TRICHLOROETHANE	0.352	0.377	-7.1	110	0.00
70	T	2-HEXANONE	0.522	0.557	-6.7	115	0.00
71	T	ETHYL METHACRYLATE	0.599	0.673	-12.4	111	0.00
72	T	TETRACHLOROETHENE	0.444	0.487	-9.7	110	0.00
73	T	DIBROMOCHLOROMETHANE	0.691	0.807	-16.8	111	0.00
74	T	1,2-DIBROMOETHANE	0.662	0.734	-10.9	111	0.00
75	T	OCTANE	0.776	0.830	-7.0	112	0.00
76	I	CHLOROBENZENE-D5	1.000	1.000	0.0	101	0.00
77	T	1,1,1,2-TETRACHLOROETHANE	0.549	0.625	-13.8	112	0.00
78	T	CHLOROBENZENE	1.067	1.184	-11.0	112	0.00
79	t	ETHYLBENZENE	1.941	1.963	-1.1	111	0.00
80	t	M,P-XYLENE	1.515	1.563	-3.2	112	0.00
81	t	O-XYLENE	1.561	1.582	-1.3	113	0.00
82	T	STYRENE	1.061	1.179	-11.1	111	0.00
83	T	NONANE	0.886	0.979	-10.5	112	0.00
84	T	BROMOFORM	0.693	0.833	-20.2	112	0.00
85	T	1,1,2,2-TETRACHLOROETHANE	1.014	1.153	-13.7	111	0.00
86	T	1,2,3-TRICHLOROPROPANE	0.801	0.879	-9.7	110	0.00
87	S	4-BROMOFLUOROBENZENE	0.772	0.778	-0.8	101	0.00
88	T	ISOPROPYLBENZENE	0.540	0.595	-10.2	112	0.00
89	T	BROMOBENZENE	0.986	1.107	-12.3	110	0.00
90	T	2-CHLOROTOLUENE	0.479	0.524	-9.4	110	0.00
91	T	N-PROPYLBENZENE	0.558	0.606	-8.6	109	0.00
92	T	4-ETHYLTOLUENE	1.988	2.326	-17.0	114	0.00
93	T	1,3,5-TRIMETHYLBENZENE	1.722	1.972	-14.5	113	0.00
94	T	ALPHA-METHYLSTYRENE	0.841	0.937	-11.4	104	0.00
95	T	TERT-BUTYLBENZENE	0.418	0.454	-8.6	110	0.00
96	T	1,2,4-TRIMETHYLBENZENE	1.847	2.055	-11.3	111	0.00

Initial Calibration Verification

Job Number: JD61280 **Sample:** V2W2776-ICV2776
Account: CARICH C. A. Rich Consultants **Lab FileID:** 2W62395.D
Project: Brent Mako Building 3 Investigation, Enter Lane, Islandia, NY

97	T	BENZYL CHLORIDE	1.510	1.693	-12.1	105	0.00
98	T	M-DICHLOROBENZENE	1.110	1.256	-13.2	111	0.00
99	T	P-DICHLOROBENZENE	1.133	1.271	-12.2	110	0.00
100	T	O-DICHLOROBENZENE	1.098	1.245	-13.4	112	0.00
101	T	SEC-BUTYLBENZENE	0.532	0.575	-8.1	108	0.00
102	T	1,2,3-TRIMETHYLBENZENE	1.810	2.022	-11.7	110	0.00
103	T	P-ISOPROPYLTOLUENE	0.585	0.651	-11.3	110	0.00
104	T	N-BUTYLBENZENE	0.562	0.636	-13.2	111	0.00
105	T	HEXACHLOROETHANE	0.676	0.798	-18.0	110	0.00
106	T	HEXACHLOROBUTADIENE	1.018	1.075	-5.6	104	0.00
107	T	1,2,4-TRICHLOROBENZENE	1.240	1.316	-6.1	107	0.00
108	T	NAPHTHALENE	3.303	3.318	-0.5	103	0.00

(#) = Out of Range SPCC's out = 0 CCC's out = 0

M2W2776.M Mon Dec 19 08:10:29 2022 GCMS2W

Continuing Calibration Summary

Job Number: JD61280 **Sample:** V2W2802-CC2776
Account: CARICH C. A. Rich Consultants **Lab FileID:** 2W62992.D
Project: Brent Mako Building 3 Investigation, Enter Lane, Islandia, NY

Evaluate Continuing Calibration Report

```
Data Path : C:\msdchem\1\DATA\
Data File : 2w62992.D
Acq On    : 24 Jan 2023  10:36 am
Operator  : thomash
Sample    : cc2776-10
Misc      : MS65783,V2w2802,,,,,1
ALS Vial  : 2   Sample Multiplier: 1

Quant Time: Jan 25 13:59:09 2023
Quant Method : C:\msdchem\1\METHODS\M2W2776.M
Quant Title  : TO15 by GCMS w/DB-1, 30m  X 0.25mm ID X 0.5 um
QLast Update : Mon Dec 19 08:01:03 2022
Response via : Initial Calibration


Min. RRF     :   0.000  Min. Rel. Area :  50%  Max. R.T. Dev  0.33min
Max. RRF Dev :  30%     Max. Rel. Area : 150%
```

		Compound	AvgRF	CCRF	%Dev	Area%	Dev(min)
1	I	BROMOCHLOROMETHANE	1.000	1.000	0.0	91	0.00
2	T	FREON 115	0.000	0.000	0.0	0#	-1.81#
3	T	FREON 152A	0.756	0.818	-8.2	99	0.00
4	T	CHLORODIFLUOROMETHANE	0.400	0.402	-0.5	91	0.00
5	T	CHLOROTRIFLUOROETHENE	1.902	1.947	-2.4	97	0.00
6	T	DICHLORODIFLUOROMETHANE	4.971	4.176	16.0	79	0.00
7	T	PROPYLENE	0.924	1.090	-18.0	114	0.00
8	T	1-CHLORO-1,1-DIFLUOROETHANE	3.658	2.886	21.1	74	0.00
9	T	FREON 114	4.144	3.576	13.7	80	0.00
10	T	CHLOROMETHANE	0.410	0.433	-5.6	101	0.00
11	T	VINYL CHLORIDE	1.494	1.491	0.2	95	0.00
12	t	1,3-BUTADIENE	1.140	1.196	-4.9	102	0.00
13	T	N-BUTANE	2.050	2.067	-0.8	98	0.00
14	T	BROMOMETHANE	1.462	1.303	10.9	86	0.00
15	T	CHLOROETHANE	0.776	0.770	0.8	93	0.00
16	T	DICHLOROFLUOROMETHANE	3.326	3.089	7.1	87	0.00
17	T	ACETONITRILE	1.182	1.258	-6.4	104	0.00
18	T	ACROLEIN	0.665	0.719	-8.1	103	0.00
19	T	FREON 123	3.648	3.203	12.2	84	0.00
20	T	FREON 123A	2.178	1.877	13.8	84	0.00
21	T	TRICHLOROFLUOROMETHANE	4.750	3.722	21.6	73	0.00
22	T	ISOPROPYL ALCOHOL	3.034	2.862	5.7	93	0.00
23	T	ACETONE	0.850	0.797	6.2	98	0.00
24	T	PENTANE	1.591	1.498	5.8	92	0.00
25	T	IODOMETHANE	4.362	3.561	18.4	75	0.00
26	T	1,1-DICHLOROETHYLENE	1.799	1.477	17.9	78	0.00
27	T	CARBON DISULFIDE	5.061	4.435	12.4	79	0.00
28	T	ETHANOL	0.713	0.655	8.1	103	0.00
29	T	BROMOETHENE	1.489	1.327	10.9	84	0.00
30	T	ACRYLONITRILE	1.095	1.141	-4.2	98	0.00
31	T	METHYLENE CHLORIDE	1.896	1.357	28.4	76	0.00
32	T	3-CHLOROPROPENE	0.882	0.704	20.2	75	0.00
33	T	FREON 113	2.928	2.262	22.7	72	0.00
34	T	TRANS-1,2-DICHLOROETHENE	1.602	1.603	-0.1	95	0.00
35	T	TERTIARY BUTYL ALCOHOL	4.546	3.446	24.2	74	0.00
36	t	METHYL TERTIARY BUTYL ETHER	4.541	3.982	12.3	83	0.00
37	T	TETRAHYDROFURAN	0.726	0.759	-4.5	94	0.00
38	T	HEXANE	2.674	2.778	-3.9	104	0.00

Continuing Calibration Summary

Job Number: JD61280 **Sample:** V2W2802-CC2776
Account: CARICH C. A. Rich Consultants **Lab FileID:** 2W62992.D
Project: Brent Mako Building 3 Investigation, Enter Lane, Islandia, NY

39	T	VINYL ACETATE	0.353	0.342	3.1	110	0.00
40	T	1,1-DICHLOROETHANE	2.674	2.666	0.3	93	0.00
41	T	METHYL ETHYL KETONE	0.767	0.762	0.7	93	0.00
42	T	CIS-1,2-DICHLOROETHENE	1.653	1.660	-0.4	92	0.00
43	T	DIISOPROPYL ETHER	0.775	0.809	-4.4	100	0.00
44	T	ETHYL ACETATE	0.538	0.557	-3.5	98	0.00
45	T	METHYL ACRYLATE	3.143	3.351	-6.6	97	0.00
46	T	CHLOROFORM	3.580	3.314	7.4	84	0.00
47	T	2,4-DIMETHYLPENTANE	2.979	3.215	-7.9	102	0.00
48	T	1,1,1-TRICHLOROETHANE	3.694	3.339	9.6	82	0.00
49	T	CARBON TETRACHLORIDE	3.615	3.521	2.6	85	0.00
50	T	1,2-DICHLOROETHANE	2.575	2.227	13.5	81	0.00
51	t	BENZENE	5.156	4.753	7.8	92	0.00
52	I	1,4-DIFLUOROBENZENE	1.000	1.000	0.0	93	0.00
53	T	CYCLOHEXANE	0.418	0.403	3.6	91	0.00
54	T	2,3-DIMETHYLPENTANE	0.209	0.210	-0.5	96	0.00
55	T	TRICHLOROETHENE	0.450	0.428	4.9	89	0.00
56	T	1,2-DICHLOROPROPANE	0.347	0.358	-3.2	96	0.00
57	T	DIBROMOMETHANE	0.411	0.357	13.1	85	0.00
58	T	ETHYL ACRYLATE	0.747	0.802	-7.4	96	0.00
59	T	BROMODICHLOROMETHANE	0.728	0.703	3.4	86	0.00
60	T	2,2,4-TRIMETHYLPENTANE	1.582	1.692	-7.0	102	0.00
61	T	1,4-DIOXANE	0.242	0.229	5.4	92	0.00
62	T	HEPTANE	0.550	0.566	-2.9	100	0.00
63	T	METHYL METHACRYLATE	0.355	0.358	-0.8	95	0.00
64	T	METHYL ISOBUTYL KETONE	0.345	0.361	-4.6	100	0.00
65	T	CIS-1,3-DICHLOROPROPENE	0.547	0.515	5.9	87	0.00
66	T	TOLUENE	1.260	1.181	6.3	94	0.00
67	T	1,3-DICHLOROPROPANE	0.592	0.566	4.4	89	0.00
68	T	TRANS-1,3-DICHLOROPROPENE	0.502	0.451	10.2	81	0.00
69	T	1,1,2-TRICHLOROETHANE	0.352	0.338	4.0	91	0.00
70	T	2-HEXANONE	0.522	0.559	-7.1	107	0.00
71	T	ETHYL METHACRYLATE	0.599	0.613	-2.3	94	0.00
72	T	TETRACHLOROETHENE	0.444	0.426	4.1	89	0.00
73	T	DIBROMOCHLOROMETHANE	0.691	0.740	-7.1	94	0.00
74	T	1,2-DIBROMOETHANE	0.662	0.633	4.4	89	0.00
75	T	OCTANE	0.776	0.794	-2.3	99	0.00
76	I	CHLOROBENZENE-D5	1.000	1.000	0.0	102	0.00
77	T	1,1,1,2-TETRACHLOROETHANE	0.549	0.506	7.8	91	0.00
78	T	CHLOROBENZENE	1.067	0.997	6.6	96	0.00
79	t	ETHYLBENZENE	1.941	1.640	15.5	93	0.00
80	t	M,P-XYLENE	1.515	1.259	16.9	91	0.00
81	t	O-XYLENE	1.561	1.293	17.2	93	0.00
82	T	STYRENE	1.061	0.986	7.1	94	0.00
83	T	NONANE	0.886	0.865	2.4	100	0.00
84	T	BROMOFORM	0.693	0.642	7.4	87	0.00
85	T	1,1,2,2-TETRACHLOROETHANE	1.014	0.927	8.6	90	0.00
86	T	1,2,3-TRICHLOROPROPANE	0.801	0.699	12.7	89	0.00
87	S	4-BROMOFLUOROBENZENE	0.772	0.736	4.7	96	0.00
88	T	ISOPROPYLBENZENE	0.540	0.492	8.9	94	0.00
89	T	BROMOBENZENE	0.986	0.872	11.6	88	0.00
90	T	2-CHLOROTOLUENE	0.479	0.443	7.5	94	0.00
91	T	N-PROPYLBENZENE	0.558	0.525	5.9	96	0.00
92	T	4-ETHYLTOLUENE	1.988	1.896	4.6	94	0.00
93	T	1,3,5-TRIMETHYLBENZENE	1.722	1.569	8.9	91	0.00
94	T	ALPHA-METHYLSTYRENE	0.841	0.857	-1.9	97	0.00
95	T	TERT-BUTYLBENZENE	0.418	0.377	9.8	93	0.00
96	T	1,2,4-TRIMETHYLBENZENE	1.847	1.689	8.6	92	0.00

Continuing Calibration Summary

Job Number: JD61280 **Sample:** V2W2802-CC2776
Account: CARICH C. A. Rich Consultants **Lab FileID:** 2W62992.D
Project: Brent Mako Building 3 Investigation, Enter Lane, Islandia, NY

97	T	BENZYL CHLORIDE	1.510	1.311	13.2	82	0.00
98	T	M-DICHLOROBENZENE	1.110	1.059	4.6	95	0.00
99	T	P-DICHLOROBENZENE	1.133	1.079	4.8	94	0.00
100	T	O-DICHLOROBENZENE	1.098	1.027	6.5	93	0.00
101	T	SEC-BUTYLBENZENE	0.532	0.479	10.0	91	0.00
102	T	1,2,3-TRIMETHYLBENZENE	1.810	1.647	9.0	91	0.00
103	T	P-ISOPROPYLTOLUENE	0.585	0.535	8.5	92	0.00
104	T	N-BUTYLBENZENE	0.562	0.525	6.6	93	0.00
105	T	HEXACHLOROETHANE	0.676	0.659	2.5	92	0.00
106	T	HEXACHLOROBUTADIENE	1.018	0.720	29.3	71	0.00
107	T	1,2,4-TRICHLOROBENZENE	1.240	1.985	-60.1#	163#	0.00
108	T	NAPHTHALENE	3.303	2.896	12.3	91	0.00

(#) = Out of Range SPCC's out = 0 CCC's out = 0

M2W2776.M Wed Jan 25 14:02:51 2023 GCMS2W

Initial Calibration Summary

Job Number: JD61280 **Sample:** V3W3100-ICC3100
Account: CARICH C. A. Rich Consultants **Lab FileID:** 3W78720.D
Project: Brent Mako Building 3 Investigation, Enter Lane, Islandia, NY

Response Factor Report GCMS-3W

Method Path : C:\msdchem\1\METHODS\
Method File : M3W3100.M
Title : TO15 by GCMS w/Rtx-1, 60 m X 0.32mm ID X 1.0 um
Last Update : Tue Jan 10 06:23:29 2023
Response Via : Initial Calibration

Calibration Files
0.04=3w78714.D 0.1 =3w78715.D 0.2 =3w78716.D 0.5 =3w78717.D 5 =3w78719.D 10 =3w78720.D 20 =3w78721.D 40 =3w78722.D
50 =3w78723.D

	Compound	0.04	0.1	0.2	0.5	5	10	20	40	50	Avg	%RSD
1) I	BROMOCHLOROMETHANE	----------ISTD----------										
2)	FREON 115										0.000	-1.00
3)	FREON 152A	1.724	1.192	1.158	1.028	1.040	1.042	1.061	1.119	1.169	1.170	18.51
4)	CHLORODIFLUORO...		0.507	0.671	0.567	0.473	0.466	0.470	0.492	0.507	0.519	13.43
5)	CHLOROTRIFLUOR...	2.217	2.053	2.063	1.947	2.056	2.048	2.061	2.124	2.185	2.084	3.88
6)	DICHLORODIFLUO...	7.473	4.820	5.214	4.829	4.934	4.919	4.961	5.078	5.206	5.270	15.91
7)	PROPYLENE	1.924	1.857	1.782	1.476	1.500	1.529	1.498	1.521	1.566	1.628	10.75
8)	1-CHLORO-1,1-D...	4.853	3.859	3.823	3.226	3.282	3.205	3.264	3.316	3.338	3.574	15.13
9)	FREON 114	4.331	3.632	4.070	3.439	3.561	3.376	3.517	3.506	3.493	3.658	8.81
10)	CHLOROMETHANE	0.612	0.602	0.553	0.533	0.486	0.468	0.481	0.495	0.505	0.526	10.03
11)	VINYL CHLORIDE	1.475	1.473	1.424	1.360	1.446	1.407	1.487	1.539	1.559	1.463	4.27
12)	1,3-BUTADIENE		0.944	1.036	1.309	1.144	1.158	1.158	1.167	1.173	1.136	9.43
13)	n-BUTANE		2.382	3.365	2.772	2.281	2.237	2.253	2.240	2.236	2.471	16.37
14)	BROMOMETHANE	1.386	1.137	1.662	1.150	1.066	1.054	1.072	1.108	1.114	1.194	16.90
15)	CHLOROETHANE		1.074	0.802	0.689	0.638	0.631	0.644	0.665	0.676	0.727	20.67
16)	DICHLOROFLUORO...		3.327	2.922	2.727	2.798	2.764	2.805	2.827	2.842	2.876	6.63
17)	ACETONITRILE			0.958	0.889	1.168	1.215	1.259	1.281	1.183	1.136	13.35
18)	ACROLEIN			0.539	0.516	0.503	0.584	0.585	0.602	0.477	0.544	8.71
19)	FREON 123		3.788	3.533	2.717	2.880	3.392	3.440	3.429	2.838	3.252	11.91
20)	FREON 123A		2.131	1.980	1.464	1.571	1.729	1.768	1.795	1.656	1.762	12.19
21)	TRICHLOROFLUOR...	4.520	4.113	3.917	3.657	3.810	3.826	3.875	3.980	4.041	3.971	6.20
22)	ISOPROPYL ALCOHOL			3.902	3.612	3.685	3.647	3.701	3.792	3.900	3.749	3.15
23)	ACETONE			1.631	1.407	0.938	0.935	0.934	0.983	1.008	1.119	25.18
24)	PENTANE		2.282	2.073	2.033	1.978	1.957	1.970	2.011	2.076	2.047	5.12
25)	IODOMETHANE	4.090	3.942	3.814	3.722	3.889	3.855	3.891	3.903	3.958	3.896	2.60
26)	1,1-DICHLOROET...		2.107	1.822	1.619	1.610	1.584	1.612	1.660	1.705	1.715	10.25
27)	CARBON DISULFIDE	5.438	4.839	5.115	5.028	5.069	5.000	5.048	5.222	5.405	5.129	3.78
28)	ETHANOL		0.700	0.926	0.805	0.660	0.662	0.660	0.670	0.675	0.720	13.38
29)	BROMOETHENE	1.321	1.170	1.048	0.958	0.999	1.057	1.093	1.129	1.074	1.094	9.68
30)	ACRYLONITRILE			1.103	1.132	1.196	1.199	1.225	1.283	1.340	1.211	6.76
31)	METHYLENE CHLO...			2.566	1.907	1.540	1.510	1.533	1.591	1.653	1.757	21.71
32)	3-CHLOROPROPENE	0.793	0.832	0.801	0.781	0.823	0.829	0.843	0.882	0.924	0.834	5.38
33)	FREON 113	2.801	2.674	2.507	2.418	2.481	2.445	2.473	2.499	2.558	2.540	4.84
34)	TRANS-1,2-DICH...	2.704	1.963	1.713	1.681	1.707	1.709	1.741	1.816	1.887	1.880	17.20
35)	TERTIARY BUTYL...	5.270	4.473	4.211	4.035	4.174	4.116	4.136	4.217	4.308	4.327	8.67
36)	METHYL TERTIAR...	6.480	5.591	5.211	4.986	5.165	5.093	5.162	5.202	5.370	5.362	8.45
37)	TETRAHYDROFURAN	0.826	0.938	0.834	0.853	0.898	0.884	0.919	0.967	1.014	0.904	6.94
38)	HEXANE		3.383	3.001	3.061	2.981	2.893	2.857	2.693	2.667	2.942	7.72
39)	VINYL ACETATE		0.292	0.305	0.350	0.402	0.404	0.425	0.447	0.468	0.387	16.71
40)	1,1-DICHLOROET...	3.881	3.516	3.400	3.183	3.320	3.270	3.304	3.367	3.477	3.413	5.96
41)	METHYL ETHYL K...	0.912	0.873	0.879	0.889	0.901	0.897	0.923	0.975	1.023	0.919	5.35
42)	cis-1,2-DICHLO...		2.170	1.758	1.685	1.786	1.770	1.805	1.872	1.946	1.849	8.18
43)	DIISOPROPYL ETHER	1.001	0.994	0.914	0.850	0.880	0.861	0.860	0.827	0.826	0.890	7.46
44)	ETHYL ACETATE		0.605	0.575	0.614	0.671	0.650	0.641	0.612	0.617	0.623	4.79
45)	METHYL ACRYLATE	3.302	3.238	3.675	3.323	3.559	3.495	3.458	3.336	3.340	3.414	4.15

Initial Calibration Summary

Job Number: JD61280 **Sample:** V3W3100-ICC3100
Account: CARICH C. A. Rich Consultants **Lab FileID:** 3W78720.D
Project: Brent Mako Building 3 Investigation, Enter Lane, Islandia, NY

46)		CHLOROFORM	4.642	5.034	4.170	3.790	3.769	3.710	3.759	3.831	3.947	4.072	11.43
47)		2,4-DIMETHYLPE...	4.913	4.096	3.693	3.551	3.629	3.543	3.574	3.561	3.641	3.800	11.87
48)		1,1,1-TRICHLOR...	6.667	4.445	4.013	3.722	3.780	3.720	3.787	3.864	3.983	4.220	22.39
49)		CARBON TETRACH...	4.263	3.992	3.823	3.643	3.773	3.696	3.765	3.808	3.926	3.855	4.84
50)		1,2-DICHLOROET...	2.804	2.454	2.402	2.422	2.549	2.534	2.570	2.612	2.685	2.559	5.06
51)	I	1,4-DIFLUOROBENZENE	----------ISTD----------										
52)		BENZENE	1.564	1.241	1.160	1.071	1.057	1.038	1.014	0.976	0.987	1.123	16.54
53)		CYCLOHEXANE			0.548	0.476	0.449	0.436	0.430	0.415	0.422	0.454	10.23
54)		2,3-DIMETHYLPE...			0.295	0.255	0.241	0.236	0.230	0.224	0.227	0.244	10.13
55)		TRICHLOROETHYLENE	0.764	0.554	0.485	0.464	0.453	0.440	0.417	0.373	0.365	0.479	25.27
56)		1,2-DICHLOROPR...	0.605	0.471	0.439	0.415	0.418	0.401	0.386	0.355	0.352	0.427	17.99
57)		DIBROMOMETHANE	0.472	0.385	0.345	0.349	0.350	0.341	0.331	0.307	0.307	0.354	14.21
58)		ETHYL ACRYLATE	1.017	0.831	0.811	0.815	0.849	0.833	0.801	0.726	0.707	0.821	10.72
59)		BROMODICHLOROM...	0.935	1.023	0.902	0.801	0.799	0.782	0.757	0.711	0.709	0.824	12.96
60)		2,2,4-TRIMETHY...	2.371	2.005	1.895	1.881	1.864	1.783	1.659	1.443	1.386	1.810	16.41
61)		1,4-DIOXANE	0.254	0.243	0.215	0.218	0.238	0.232	0.223	0.202	0.198	0.225	8.32
62)		HEPTANE	0.946	0.833	0.770	0.703	0.709	0.693	0.663	0.625	0.625	0.730	14.38
63)		METHYL METHACR...	0.460	0.439	0.360	0.474	0.408	0.392	0.389	0.381	0.391	0.410	9.39
64)		METHYL ISOBUTY...	0.459	0.384	0.359	0.340	0.356	0.350	0.341	0.329	0.332	0.361	11.16
65)		cis-1,3-DICHLO...	0.875	0.632	0.628	0.613	0.640	0.632	0.620	0.601	0.611	0.650	13.11
66)		TOLUENE	1.281	0.918	0.817	0.753	0.734	0.723	0.689	0.652	0.655	0.802	24.66
67)		1,3-DICHLOROPR...	0.672	0.620	0.614	0.594	0.615	0.613	0.583	0.556	0.558	0.603	5.90
68)		trans-1,3-DICH...	0.857	0.567	0.559	0.550	0.590	0.590	0.573	0.565	0.576	0.603	15.97
69)		1,1,2-TRICHLOR...		0.552	0.430	0.386	0.385	0.384	0.370	0.358	0.363	0.404	15.83
70)	I	CHLOROBENZENE-D5	----------ISTD----------										
71)		2-HEXANONE	1.151	0.908	0.852	0.825	0.813	0.783	0.733	0.633	0.602	0.811	19.93
72)		ETHYL METHACRY...	1.475	1.187	1.170	1.320	1.243	1.190	1.100	0.948	0.905	1.171	14.97
73)		TETRACHLOROETH...	0.981	0.853	0.827	0.821	0.805	0.771	0.712	0.620	0.606	0.777	15.12
74)		DIBROMOCHLOROM...	1.678	1.425	1.368	1.318	1.313	1.258	1.167	1.020	0.995	1.282	16.35
75)		1,2-DIBROMOETHANE	1.325	1.156	1.164	1.142	1.149	1.106	1.030	0.912	0.891	1.097	12.32
76)		OCTANE	2.660	2.154	1.936	1.861	1.789	1.690	1.548	1.328	1.256	1.803	23.88
77)		1,1,1,2-TETRAC...	1.098	1.018	1.000	0.939	0.929	0.880	0.801	0.691	0.657	0.890	16.73
78)		CHLOROBENZENE	1.999	1.835	1.748	1.720	1.693	1.622	1.481	1.273	1.209	1.620	15.89
79)		ETHYLBENZENE		4.266	3.843	3.260	2.985	2.832	2.631	2.275	2.160	3.032	24.20
80)		m,p-XYLENE		1.536	1.312	1.162	1.108	1.055	0.967	0.822	0.775	1.092	23.00
81)		o-XYLENE		1.491	1.288	1.139	1.067	1.015	0.922	0.772	0.720	1.052	24.44
82)		STYRENE	1.953	1.636	1.613	1.554	1.689	1.646	1.542	1.371	1.320	1.591	11.59
83)		NONANE	2.750	2.055	1.943	1.797	1.835	1.741	1.588	1.338	1.246	1.810	24.38
84)		BROMOFORM	1.253	1.164	1.159	1.128	1.166	1.137	1.064	0.943	0.903	1.102	10.24
85)	S	4-BROMOFLUOROB...	1.104	1.154	1.169	1.180	1.179	1.168	1.149	1.077	1.045	1.136	4.31
86)		1,1,2,2-TETRAC...		2.065	1.915	1.798	1.775	1.690	1.532	1.247	1.147	1.646	19.35
87)		1,2,3-TRICHLOR...	1.592	1.451	1.417	1.364	1.390	1.335	1.251	1.103	1.057	1.329	12.71
88)		ISOPROPYLBENZENE	4.180	3.506	3.435	3.248	3.287	3.124	2.846	2.403	2.260	3.143	18.62
89)		BROMOBENZENE	2.155	1.844	1.733	1.637	1.666	1.611	1.514	1.346	1.286	1.643	15.86
90)		2-CHLOROTOLUENE	0.859	0.778	0.786	0.761	0.776	0.753	0.701	0.619	0.593	0.736	11.47
91)		n-PROPYLBENZENE	0.933	0.843	0.835	0.847	0.879	0.849	0.786	0.682	0.652	0.812	11.20
92)		4-ETHYLTOLUENE	3.537	3.067	3.082	3.048	3.188	3.065	2.801	2.389	2.258	2.937	13.56
93)		1,3,5-TRIMETHY...	2.988	2.716	2.604	2.581	2.708	2.593	2.393	2.026	1.913	2.503	13.65
94)		ALPHA-METHYLST...	1.152	1.067	1.111	1.145	1.337	1.301	1.213	1.064	1.019	1.156	9.39
95)		tert-BUTYLBENZENE	0.662	0.592	0.594	0.579	0.576	0.544	0.491	0.408	0.378	0.536	17.37
96)		1,2,4-TRIMETHY...	3.003	2.585	2.592	2.608	2.730	2.584	2.297	1.834	1.674	2.434	17.61
97)		m-DICHLOROBENZENE	1.243	1.241	1.334	1.417	1.586	1.556	1.429	1.215	1.145	1.352	11.48
98)		BENZYL CHLORIDE	2.833	1.737	1.903	1.927	2.352	2.381	2.222	1.899	1.778	2.115	17.03
99)		p-DICHLOROBENZENE	1.099	1.146	1.176	1.304	1.538	1.536	1.441	1.270	1.217	1.303	12.72
100)		sec-BUTYLBENZENE	0.799	0.714	0.757	0.723	0.748	0.723	0.665	0.571	0.540	0.693	12.47
101)		1,2,3-Trimethy...	3.166	2.807	2.748	2.713	2.769	2.631	2.331	1.825	1.647	2.515	19.60
102)		p-ISOPROPYLTOL...	0.856	0.817	0.788	0.789	0.835	0.790	0.705	0.565	0.510	0.739	16.57
103)		o-DICHLOROBENZENE	1.518	1.375	1.392	1.438	1.609	1.564	1.450	1.270	1.213	1.425	9.12

Initial Calibration Summary

Job Number: JD61280 **Sample:** V3W3100-ICC3100
Account: CARICH C. A. Rich Consultants **Lab FileID:** 3W78720.D
Project: Brent Mako Building 3 Investigation, Enter Lane, Islandia, NY

```
104)     n-BUTYLBENZENE    0.571 0.588 0.600 0.654 0.776 0.759 0.720 0.630 0.601 0.655   11.79
105)     HEXACHLOROETHANE  1.327 1.269 1.229 1.181 1.130 1.076 0.988 0.817 0.763 1.087   18.10
106)     HEXACHLOROBUTA... 1.386 1.308 1.323 1.329 1.404 1.343 1.214 0.910 0.790 1.223   18.00
107)     1,2,4-TRICHLOR...             0.387 0.623 1.125 1.232 1.260 1.138 1.095 0.980   34.36
108)     NAPHTHALENE             1.377 1.482 2.026 3.037 3.178 3.103 2.699 2.573 2.434   29.63

109) I   BROMOCHLOROMETHANE... ----------------ISTD---------------------
110)     TVHC as equiv ...             1.020 1.084 1.210 1.219 1.274 1.277 1.351 1.205 E1   9.60
 ---------------------------------------------------------------------------
 (#) = Out of Range

M3W3100.M Tue Jan 10 06:25:16 2023
```

6.9.4

6

Initial Calibration Verification

Job Number: JD61280 **Sample:** V3W3100-ICV3100
Account: CARICH C. A. Rich Consultants **Lab FileID:** 3W78726.D
Project: Brent Mako Building 3 Investigation, Enter Lane, Islandia, NY

Evaluate Continuing Calibration Report

Data Path : C:\msdchem\1\DATA\
Data File : 3w78726.D
Acq On : 6 Jan 2023 6:34 pm
Operator : thomash
Sample : icv3100-10
Misc : MS65290,V3W3100,,,,,1
ALS Vial : 4 Sample Multiplier: 1

Quant Time: Jan 10 06:24:06 2023
Quant Method : C:\msdchem\1\METHODS\M3W3100.M
Quant Title : TO15 by GCMS w/Rtx-1, 60 m X 0.32mm ID X 1.0 um
QLast Update : Tue Jan 10 06:23:29 2023
Response via : Initial Calibration

Min. RRF : 0.000 Min. Rel. Area : 60% Max. R.T. Dev 0.50min
Max. RRF Dev : 30% Max. Rel. Area : 140%

	Compound	AvgRF	CCRF	%Dev	Area%	Dev(min)
1 I	BROMOCHLOROMETHANE	1.000	1.000	0.0	101	0.00
2	FREON 115	0.000	0.000	0.0	0#	-4.17#
3	FREON 152A	1.170	1.051	10.2	102	0.00
4	CHLORODIFLUOROMETHANE	0.519	0.462	11.0	100	0.00
5	CHLOROTRIFLUOROETHENE	2.084	2.082	0.1	103	0.00
6	DICHLORODIFLUOROMETHANE	5.270	4.998	5.2	103	0.00
7	PROPYLENE	1.628	1.517	6.8	100	0.00
8	1-CHLORO-1,1-DIFLUOROETHANE	3.574	3.229	9.7	102	0.00
9	FREON 114	3.658	3.392	7.3	102	0.00
10	CHLOROMETHANE	0.526	0.470	10.6	101	0.00
11	VINYL CHLORIDE	1.463	1.414	3.3	101	0.00
12	1,3-BUTADIENE	1.136	1.126	0.9	98	0.00
13	n-BUTANE	2.471	2.181	11.7	99	0.00
14	BROMOMETHANE	1.194	1.068	10.6	102	0.00
15	CHLOROETHANE	0.727	0.644	11.4	103	0.00
16	DICHLOROFLUOROMETHANE	2.876	2.747	4.5	100	0.00
17	ACETONITRILE	1.136	1.115	1.8	93	0.00
18	ACROLEIN	0.544	0.374	31.3#	65	0.00
19	FREON 123	3.252	2.736	15.9	82	0.00
20	FREON 123A	1.762	1.435	18.6	84	0.00
21	TRICHLOROFLUOROMETHANE	3.971	3.750	5.6	99	0.00
22	ISOPROPYL ALCOHOL	3.749	3.634	3.1	101	0.00
23	ACETONE	1.119	0.920	17.8	99	0.00
24	PENTANE	2.047	1.971	3.7	102	0.00
25	IODOMETHANE	3.896	3.856	1.0	101	0.00
26	1,1-DICHLOROETHYLENE	1.715	1.585	7.6	101	0.00
27	CARBON DISULFIDE	5.129	4.711	8.1	95	0.00
28	ETHANOL	0.720	0.756	-5.0	115	0.00
29	BROMOETHENE	1.094	1.009	7.8	96	0.00
30	ACRYLONITRILE	1.211	1.184	2.2	100	0.00
31	METHYLENE CHLORIDE	1.757	1.474	16.1	99	0.00
32	3-CHLOROPROPENE	0.834	0.854	-2.4	104	0.00
33	FREON 113	2.540	2.399	5.6	99	0.00
34	TRANS-1,2-DICHLOROETHYLENE	1.880	1.679	10.7	99	0.00
35	TERTIARY BUTYL ALCOHOL	4.327	4.054	6.3	100	0.00
36	METHYL TERTIARY BUTYL ETHER	5.362	5.162	3.7	102	0.00
37	TETRAHYDROFURAN	0.904	0.903	0.1	103	0.00
38	HEXANE	2.942	3.033	-3.1	106	0.00

Initial Calibration Verification

Job Number: JD61280 **Sample:** V3W3100-ICV3100
Account: CARICH C. A. Rich Consultants **Lab FileID:** 3W78726.D
Project: Brent Mako Building 3 Investigation, Enter Lane, Islandia, NY

39		VINYL ACETATE	0.387	0.393	-1.6	98	0.00
40		1,1-DICHLOROETHANE	3.413	3.332	2.4	103	0.00
41		METHYL ETHYL KETONE	0.919	0.929	-1.1	105	0.00
42		cis-1,2-DICHLOROETHYLENE	1.849	1.813	1.9	103	0.00
43		DIISOPROPYL ETHER	0.890	0.884	0.7	104	0.00
44		ETHYL ACETATE	0.623	0.677	-8.7	105	0.00
45		METHYL ACRYLATE	3.414	3.534	-3.5	102	0.00
46		CHLOROFORM	4.072	3.707	9.0	101	0.00
47		2,4-DIMETHYLPENTANE	3.800	3.651	3.9	104	0.00
48		1,1,1-TRICHLOROETHANE	4.220	3.766	10.8	102	0.00
49		CARBON TETRACHLORIDE	3.855	3.783	1.9	103	0.00
50		1,2-DICHLOROETHANE	2.559	2.580	-0.8	103	0.00
51	I	1,4-DIFLUOROBENZENE	1.000	1.000	0.0	102	0.00
52		BENZENE	1.123	1.060	5.6	104	0.00
53		CYCLOHEXANE	0.454	0.452	0.4	106	0.00
54		2,3-DIMETHYLPENTANE	0.244	0.244	0.0	105	0.00
55		TRICHLOROETHYLENE	0.479	0.453	5.4	105	0.00
56		1,2-DICHLOROPROPANE	0.427	0.409	4.2	104	0.00
57		DIBROMOMETHANE	0.354	0.353	0.3	105	0.00
58		ETHYL ACRYLATE	0.821	0.837	-1.9	102	0.00
59		BROMODICHLOROMETHANE	0.824	0.787	4.5	102	0.00
60		2,2,4-TRIMETHYLPENTANE	1.810	1.825	-0.8	104	0.00
61		1,4-DIOXANE	0.225	0.264	-17.3	116	0.00
62		HEPTANE	0.730	0.708	3.0	104	0.00
63		METHYL METHACRYLATE	0.410	0.397	3.2	103	0.00
64		METHYL ISOBUTYL KETONE	0.361	0.361	0.0	105	0.00
65		cis-1,3-DICHLOROPROPENE	0.650	0.688	-5.8	111	0.00
66		TOLUENE	0.802	0.737	8.1	104	0.00
67		1,3-DICHLOROPROPANE	0.603	0.615	-2.0	102	0.00
68		trans-1,3-DICHLOROPROPENE	0.603	0.608	-0.8	105	0.00
69		1,1,2-TRICHLOROETHANE	0.404	0.383	5.2	102	0.00
70	I	CHLOROBENZENE-D5	1.000	1.000	0.0	101	0.00
71		2-HEXANONE	0.811	0.791	2.5	102	0.00
72		ETHYL METHACRYLATE	1.171	1.147	2.0	97	0.00
73		TETRACHLOROETHYLENE	0.777	0.777	0.0	102	0.00
74		DIBROMOCHLOROMETHANE	1.282	1.271	0.9	102	0.00
75		1,2-DIBROMOETHANE	1.097	1.136	-3.6	104	0.00
76		OCTANE	1.803	1.712	5.0	102	0.00
77		1,1,1,2-TETRACHLOROETHANE	0.890	0.893	-0.3	102	0.00
78		CHLOROBENZENE	1.620	1.666	-2.8	104	0.00
79		ETHYLBENZENE	3.032	2.896	4.5	103	0.00
80		m,p-XYLENE	1.092	1.080	1.1	103	0.00
81		o-XYLENE	1.052	1.046	0.6	104	0.00
82		STYRENE	1.591	1.677	-5.4	103	0.00
83		NONANE	1.810	1.760	2.8	102	0.00
84		BROMOFORM	1.102	1.147	-4.1	102	0.00
85	S	4-BROMOFLUOROBENZENE	1.136	1.191	-4.8	103	0.00
86		1,1,2,2-TETRACHLOROETHANE	1.646	1.714	-4.1	102	0.00
87		1,2,3-TRICHLOROPROPANE	1.329	1.344	-1.1	102	0.00
88		ISOPROPYLBENZENE	3.143	3.401	-8.2	110	0.00
89		BROMOBENZENE	1.643	1.635	0.5	102	0.00
90		2-CHLOROTOLUENE	0.736	0.755	-2.6	101	0.00
91		n-PROPYLBENZENE	0.812	0.860	-5.9	102	0.00
92		4-ETHYLTOLUENE	2.937	3.127	-6.5	103	0.00
93		1,3,5-TRIMETHYLBENZENE	2.503	2.648	-5.8	103	0.00
94		ALPHA-METHYLSTYRENE	1.156	1.119	3.2	87	0.00
95		tert-BUTYLBENZENE	0.536	0.550	-2.6	102	0.00
96		1,2,4-TRIMETHYLBENZENE	2.434	2.618	-7.6	102	0.00

Initial Calibration Verification

Job Number: JD61280 **Sample:** V3W3100-ICV3100
Account: CARICH C. A. Rich Consultants **Lab FileID:** 3W78726.D
Project: Brent Mako Building 3 Investigation, Enter Lane, Islandia, NY

97		m-DICHLOROBENZENE	1.352	1.573	-16.3	102	0.00
98		BENZYL CHLORIDE	2.115	2.266	-7.1	96	0.00
99		p-DICHLOROBENZENE	1.303	1.575	-20.9	103	0.00
100		sec-BUTYLBENZENE	0.693	0.727	-4.9	101	0.00
101		1,2,3-Trimethylbenzene	2.515	2.655	-5.6	102	0.00
102		p-ISOPROPYLTOLUENE	0.739	0.792	-7.2	101	0.00
103		o-DICHLOROBENZENE	1.425	1.579	-10.8	102	0.00
104		n-BUTYLBENZENE	0.655	0.778	-18.8	103	0.00
105		HEXACHLOROETHANE	1.087	1.070	1.6	100	0.00
106		HEXACHLOROBUTADIENE	1.223	1.319	-7.8	99	0.00
107		1,2,4-TRICHLOROBENZENE	0.980	1.271	-29.7	104	0.00
108		NAPHTHALENE	2.434	3.144	-29.2	100	0.00
109	I	BROMOCHLOROMETHANE (A)	1.000	1.000	0.0	101	0.00
110		TVHC as equiv Pentane	12.051	12.179	-1.1	101	0.00

(#) = Out of Range SPCC's out = 0 CCC's out = 0

M3W3100.M Tue Jan 10 06:25:33 2023

Continuing Calibration Summary

Job Number: JD61280 **Sample:** V3W3107-CC3100
Account: CARICH C. A. Rich Consultants **Lab FileID:** 3W78862.D
Project: Brent Mako Building 3 Investigation, Enter Lane, Islandia, NY

Evaluate Continuing Calibration Report

```
Data Path : C:\msdchem\1\DATA\
Data File : 3w78862.D
Acq On    : 18 Jan 2023   9:04 am
Operator  : thomash
Sample    : cc3100-10
Misc      : MS65783,V3W3107,,,,,1
ALS Vial  : 2   Sample Multiplier: 1

Quant Time: Jan 18 09:28:58 2023
Quant Method : C:\msdchem\1\METHODS\M3W3100.M
Quant Title  : TO15 by GCMS w/Rtx-1, 60 m X 0.32mm ID X 1.0 um
QLast Update : Tue Jan 10 06:23:29 2023
Response via : Initial Calibration


Min. RRF     :   0.000  Min. Rel. Area :  60%  Max. R.T. Dev  0.50min
Max. RRF Dev :  30%     Max. Rel. Area : 140%
```

	Compound	AvgRF	CCRF	%Dev	Area%	Dev(min)
1 I	BROMOCHLOROMETHANE	1.000	1.000	0.0	105	0.00
2	FREON 115	0.000	1.815	0.0	0#	0.00
3	FREON 152A	1.170	1.087	7.1	109	0.00
4	CHLORODIFLUOROMETHANE	0.519	0.559	-7.7	126	0.00
5	CHLOROTRIFLUOROETHENE	2.084	2.435	-16.8	125	0.00
6	DICHLORODIFLUOROMETHANE	5.270	6.020	-14.2	128	0.00
7	PROPYLENE	1.628	1.248	23.3	86	0.00
8	1-CHLORO-1,1-DIFLUOROETHANE	3.574	3.731	-4.4	122	0.00
9	FREON 114	3.658	3.746	-2.4	116	0.00
10	CHLOROMETHANE	0.526	0.437	16.9	98	0.00
11	VINYL CHLORIDE	1.463	1.443	1.4	107	0.00
12	1,3-BUTADIENE	1.136	1.032	9.2	93	0.00
13	n-BUTANE	2.471	1.891	23.5	89	0.00
14	BROMOMETHANE	1.194	1.057	11.5	105	0.00
15	CHLOROETHANE	0.727	0.612	15.8	102	0.00
16	DICHLOROFLUOROMETHANE	2.876	2.813	2.2	107	0.00
17	ACETONITRILE	1.136	1.005	11.5	87	0.00
18	ACROLEIN	0.544	0.665	-22.2	119	0.00
19	FREON 123	3.252	3.911	-20.3	121	0.00
20	FREON 123A	1.762	1.930	-9.5	117	0.00
21	TRICHLOROFLUOROMETHANE	3.971	4.562	-14.9	125	0.00
22	ISOPROPYL ALCOHOL	3.749	3.320	11.4	95	0.00
23	ACETONE	1.119	0.804	28.2	90	0.00
24	PENTANE	2.047	1.696	17.1	91	0.00
25	IODOMETHANE	3.896	4.390	-12.7	119	0.00
26	1,1-DICHLOROETHYLENE	1.715	1.874	-9.3	124	0.00
27	CARBON DISULFIDE	5.129	5.641	-10.0	118	0.00
28	ETHANOL	0.720	0.556	22.8	88	0.00
29	BROMOETHENE	1.094	0.984	10.1	98	0.00
30	ACRYLONITRILE	1.211	1.128	6.9	99	0.00
31	METHYLENE CHLORIDE	1.757	1.779	-1.3	123	0.00
32	3-CHLOROPROPENE	0.834	0.930	-11.5	118	0.00
33	FREON 113	2.540	2.746	-8.1	118	0.00
34	TRANS-1,2-DICHLOROETHYLENE	1.880	2.032	-8.1	125	0.00
35	TERTIARY BUTYL ALCOHOL	4.327	4.252	1.7	108	0.00
36	METHYL TERTIARY BUTYL ETHER	5.362	5.831	-8.7	120	0.00
37	TETRAHYDROFURAN	0.904	1.002	-10.8	119	0.00
38	HEXANE	2.942	2.873	2.3	104	0.00

Continuing Calibration Summary

Job Number: JD61280 **Sample:** V3W3107-CC3100
Account: CARICH C. A. Rich Consultants **Lab FileID:** 3W78862.D
Project: Brent Mako Building 3 Investigation, Enter Lane, Islandia, NY

39		VINYL ACETATE	0.387	0.483	-24.8	125	0.00
40		1,1-DICHLOROETHANE	3.413	3.520	-3.1	113	0.00
41		METHYL ETHYL KETONE	0.919	1.012	-10.1	118	0.00
42		cis-1,2-DICHLOROETHYLENE	1.849	2.125	-14.9	126	0.00
43		DIISOPROPYL ETHER	0.890	0.886	0.4	108	0.00
44		ETHYL ACETATE	0.623	0.677	-8.7	109	0.00
45		METHYL ACRYLATE	3.414	3.500	-2.5	105	0.00
46		CHLOROFORM	4.072	4.461	-9.6	126	0.00
47		2,4-DIMETHYLPENTANE	3.800	3.511	7.6	104	0.00
48		1,1,1-TRICHLOROETHANE	4.220	4.460	-5.7	126	0.00
49		CARBON TETRACHLORIDE	3.855	4.262	-10.6	121	0.00
50		1,2-DICHLOROETHANE	2.559	2.955	-15.5	122	0.00
51	I	1,4-DIFLUOROBENZENE	1.000	1.000	0.0	113	0.00
52		BENZENE	1.123	1.128	-0.4	123	0.00
53		CYCLOHEXANE	0.454	0.479	-5.5	124	0.00
54		2,3-DIMETHYLPENTANE	0.244	0.245	-0.4	117	0.00
55		TRICHLOROETHYLENE	0.479	0.490	-2.3	126	0.00
56		1,2-DICHLOROPROPANE	0.427	0.399	6.6	112	0.00
57		DIBROMOMETHANE	0.354	0.371	-4.8	123	0.00
58		ETHYL ACRYLATE	0.821	0.784	4.5	106	0.00
59		BROMODICHLOROMETHANE	0.824	0.872	-5.8	126	0.00
60		2,2,4-TRIMETHYLPENTANE	1.810	1.637	9.6	104	0.00
61		1,4-DIOXANE	0.225	0.259	-15.1	126	0.00
62		HEPTANE	0.730	0.576	21.1	94	0.00
63		METHYL METHACRYLATE	0.410	0.410	0.0	118	0.00
64		METHYL ISOBUTYL KETONE	0.361	0.334	7.5	108	0.00
65		cis-1,3-DICHLOROPROPENE	0.650	0.679	-4.5	121	0.00
66		TOLUENE	0.802	0.780	2.7	122	0.00
67		1,3-DICHLOROPROPANE	0.603	0.657	-9.0	121	0.00
68		trans-1,3-DICHLOROPROPENE	0.603	0.632	-4.8	121	0.00
69		1,1,2-TRICHLOROETHANE	0.404	0.416	-3.0	122	0.00
70	I	CHLOROBENZENE-D5	1.000	1.000	0.0	115	0.00
71		2-HEXANONE	0.811	0.789	2.7	115	0.00
72		ETHYL METHACRYLATE	1.171	1.212	-3.5	117	0.00
73		TETRACHLOROETHYLENE	0.777	0.766	1.4	114	0.00
74		DIBROMOCHLOROMETHANE	1.282	1.267	1.2	115	0.00
75		1,2-DIBROMOETHANE	1.097	1.215	-10.8	126	0.00
76		OCTANE	1.803	1.377	23.6	93	0.00
77		1,1,1,2-TETRACHLOROETHANE	0.890	0.845	5.1	110	0.00
78		CHLOROBENZENE	1.620	1.717	-6.0	121	0.00
79		ETHYLBENZENE	3.032	3.076	-1.5	124	0.00
80		m,p-XYLENE	1.092	1.106	-1.3	120	0.00
81		o-XYLENE	1.052	1.047	0.5	118	0.00
82		STYRENE	1.591	1.773	-11.4	123	0.00
83		NONANE	1.810	1.424	21.3	94	0.00
84		BROMOFORM	1.102	1.187	-7.7	120	0.00
85	S	4-BROMOFLUOROBENZENE	1.136	1.173	-3.3	115	0.00
86		1,1,2,2-TETRACHLOROETHANE	1.646	1.786	-8.5	121	0.00
87		1,2,3-TRICHLOROPROPANE	1.329	1.425	-7.2	122	0.00
88		ISOPROPYLBENZENE	3.143	3.201	-1.8	117	0.00
89		BROMOBENZENE	1.643	1.729	-5.2	123	0.00
90		2-CHLOROTOLUENE	0.736	0.761	-3.4	116	0.00
91		n-PROPYLBENZENE	0.812	0.843	-3.8	114	0.00
92		4-ETHYLTOLUENE	2.937	3.167	-7.8	118	0.00
93		1,3,5-TRIMETHYLBENZENE	2.503	2.670	-6.7	118	0.00
94		ALPHA-METHYLSTYRENE	1.156	1.306	-13.0	115	0.00
95		tert-BUTYLBENZENE	0.536	0.471	12.1	99	0.00
96		1,2,4-TRIMETHYLBENZENE	2.434	2.551	-4.8	113	0.00

Continuing Calibration Summary

Job Number: JD61280 **Sample:** V3W3107-CC3100
Account: CARICH C. A. Rich Consultants **Lab FileID:** 3W78862.D
Project: Brent Mako Building 3 Investigation, Enter Lane, Islandia, NY

97		m-DICHLOROBENZENE	1.352	1.451	-7.3	107	0.00
98		BENZYL CHLORIDE	2.115	2.413	-14.1	116	0.00
99		p-DICHLOROBENZENE	1.303	1.479	-13.5	110	0.00
100		sec-BUTYLBENZENE	0.693	0.648	6.5	103	0.00
101		1,2,3-Trimethylbenzene	2.515	2.559	-1.7	111	0.00
102		p-ISOPROPYLTOLUENE	0.739	0.661	10.6	96	0.00
103		o-DICHLOROBENZENE	1.425	1.495	-4.9	109	0.00
104		n-BUTYLBENZENE	0.655	0.691	-5.5	104	0.00
105		HEXACHLOROETHANE	1.087	1.086	0.1	116	0.00
106		HEXACHLOROBUTADIENE	1.223	1.373	-12.3	117	0.00
107		1,2,4-TRICHLOROBENZENE	0.980	1.272	-29.8	118	0.00
108		NAPHTHALENE	2.434	3.165	-30.0#	114	0.00
109	I	BROMOCHLOROMETHANE (A)	1.000	1.000	0.0	105	0.00
110		TVHC as equiv Pentane	12.051	11.187	7.2	96	0.00

(#) = Out of Range SPCC's out = 0 CCC's out = 0

M3W3100.M Wed Jan 18 14:58:47 2023

Initial Calibration Summary

Job Number: JD61280 **Sample:** V7W5-ICC0005
Account: CARICH C. A. Rich Consultants **Lab FileID:** 7W00099.D
Project: Brent Mako Building 3 Investigation, Enter Lane, Islandia, NY

Response Factor Report MS7W

```
Method       : C:\msdchem\1\methods\M7W0005.M (RTE Integrator)
Title        : TO15 by GCMS w/DB-1, 30m  X 0.25mm ID X 0.5 um
Last Update  : Wed Dec 07 14:36:34 2022
Response via : Initial Calibration

Calibration Files
0.5 =7W00096.D   0.2 =7W00095.D   40  =7W00101.D   0.04=7W00093.D
5   =7W00098.D   10  =7W00099.D   20  =7W00100.D   0.1 =7W00094.D
50  =7W00102.D       =
```

Compound	0.5	0.2	40	0.04	5	10	20	0.1	50	Avg	%RSD
1) I BROMOCHLOROMETHANE	----------ISTD----------										
2) FREON 115										0.000	-1.00
3) FREON 152A	0.625	0.612	0.654		0.675	0.670	0.642	0.719	0.667	0.658	5.03
4) CHLORODIFLUOROMETHANE	0.353	0.350	0.325		0.335	0.332	0.324		0.328	0.335	3.50
5) CHLOROTRIFLUOROETHENE	1.546	1.869	1.839	1.852	1.683	1.836	1.784	1.966	1.865	1.804	6.80
6) DICHLORODIFLUOROMETHANE	4.302	5.207	5.245	6.347	4.171	5.518	5.284	5.706	5.048	5.203	12.84
7) PROPYLENE	0.814	1.044	0.793		0.766	0.822	0.773		0.793	0.829	11.68
8) 1-CHLORO-1,1-DIFLUOROETHANE	3.862	4.098	3.904	5.103	4.099	4.114	3.920	4.868	3.805	4.197	11.07
9) FREON 114	4.754	4.668	4.726	5.643	4.947	4.929	4.713	5.395	4.623	4.933	7.19
10) CHLOROMETHANE	0.464	0.523	0.414		0.438	0.446	0.425		0.409	0.446	8.81
11) VINYL CHLORIDE	1.629	1.636	1.504	2.046	1.638	1.642	1.546	1.790	1.464	1.655	10.54
12) 1,3-BUTADIENE	1.236	1.355	1.176	1.891	1.263	1.272	1.194	1.416	1.140	1.327	17.20
13) N-BUTANE	2.247	2.283	2.137	3.610	2.315	2.308	2.166	3.064	2.051	2.465	21.11
14) BROMOMETHANE	1.546	1.707	1.459	2.236	1.600	1.585	1.494	1.748	1.425	1.645	14.98
15) CHLOROETHANE	0.867	0.906	0.778		0.857	0.844	0.792	1.152	0.758	0.869	14.34
16) DICHLOROFLUOROMETHANE	3.667	3.866	3.520	5.100	3.754	3.765	3.554	4.137	3.454	3.868	13.07
17) ACETONITRILE	1.486	1.618	1.210		1.311	1.304	1.241	2.271	1.181	1.453	24.93
18) ACROLEIN	0.774	0.851	0.677		0.731	0.717	0.681	1.067	0.652	0.769	17.67
19) FREON 123	3.777	3.872	3.713	4.334	3.925	3.907	3.713	4.204	3.615	3.895	6.08
20) FREON 123A	2.438	2.504	2.286	2.870	2.423	2.427	2.293	2.657	2.216	2.457	8.26
21) TRICHLOROFLUOROMETHANE	4.978	5.172	4.814	6.590	5.292	5.277	4.881	5.715	4.635	5.262	11.24
22) ISOPROPYL ALCOHOL	3.819	3.887	3.096		3.672	3.470	3.084	4.875	2.925	3.604	17.41
23) ACETONE											

Initial Calibration Summary

Job Number: JD61280 **Sample:** V7W5-ICC0005
Account: CARICH C. A. Rich Consultants **Lab FileID:** 7W00099.D
Project: Brent Mako Building 3 Investigation, Enter Lane, Islandia, NY

```
            1.100 1.314 0.783       0.884 0.852 0.790       0.752   0.925   22.41
24)  PENTANE
            1.820 2.151 1.620       1.904 1.848 1.688 2.108 1.531   1.834   12.01
25)  IODOMETHANE
            5.301 5.227 4.643 6.267 5.374 5.273 4.882 5.657 4.489   5.235   10.24
26)  1,1-DICHLOROETHYLENE
            1.992 2.080 1.734 2.644 2.013 1.944 1.806 2.354 1.659   2.025   15.30
27)  CARBON DISULFIDE
            5.937 6.178 5.361 7.844 6.089 6.006 5.550 6.351 5.178   6.055   12.83
28)  ETHANOL
            0.943 1.032 0.629       0.701 0.690 0.627       0.628   0.750   22.27
29)  BROMOETHENE
            1.682 1.611 1.544 2.224 1.689 1.667 1.567 1.881 1.516   1.709   12.94
30)  ACRYLONITRILE
            1.327 1.426 1.102 1.790 1.277 1.238 1.143 1.624 1.042   1.330   18.59
31)  METHYLENE CHLORIDE
            2.209 2.989 1.537       1.838 1.787 1.629       1.473   1.923   27.54
32)  3-CHLOROPROPENE
            0.953 0.900 0.839       0.983 0.959 0.886 1.153 0.812   0.936   11.33
33)  FREON 113
            3.559 3.447 3.040 4.211 3.588 3.462 3.200 3.901 2.911   3.480   11.70
34)  TRANS-1,2-DICHLOROETHENE
            1.550 1.503 1.436 2.010 1.513 1.485 1.432 1.592 1.425   1.550   11.72
35)  TERTIARY BUTYL ALCOHOL
            5.012 5.199 4.162       5.176 4.859 4.303       4.005   4.674   10.78
36)  METHYL TERTIARY BUTYL ETHER
            4.254 4.244 3.956 5.640 4.244 4.087 3.942 4.875 3.907   4.350   13.00
37)  TETRAHYDROFURAN
            0.700 0.748 0.680       0.749 0.716 0.697 0.736 0.668   0.712    4.30
38)  HEXANE
            2.083 2.243 2.264 2.744 2.276 2.276 2.206 2.637 2.266   2.333    9.14
39)  VINYL ACETATE
            0.436 0.467 0.429       0.446 0.442 0.427       0.422   0.438    3.43
40)  1,1-DICHLOROETHANE
            2.439 2.454 2.300 3.019 2.474 2.405 2.290 2.532 2.267   2.464    9.21
41)  METHYL ETHYL KETONE
            0.766 0.781 0.710       0.761 0.744 0.714 0.970 0.694   0.767   11.38
42)  CIS-1,2-DICHLOROETHENE
            1.613 1.495 1.518 2.075 1.629 1.586 1.525 1.624 1.497   1.618   11.11
43)  DIISOPROPYL ETHER
            0.701 0.711 0.683       0.701 0.700 0.667 0.852 0.690   0.713    8.10
44)  ETHYL ACETATE
            0.475 0.452 0.474       0.510 0.486 0.471       0.476   0.478    3.69
45)  METHYL ACRYLATE
            2.877 2.703 2.791 3.342 2.862 2.857 2.724 3.104 2.784   2.894    7.08
46)  CHLOROFORM
            3.069 3.314 3.055 3.894 3.291 3.246 3.074 3.598 2.989   3.281    9.04
47)  2,4-DIMETHYLPENTANE
            2.513 2.751 2.488 2.841 2.592 2.618 2.508 2.804 2.454   2.619    5.56
48)  1,1,1-TRICHLOROETHANE
            3.123 3.146 3.201 3.704 3.216 3.273 3.167 3.366 3.149   3.261    5.60
49)  CARBON TETRACHLORIDE
            3.115 3.080 3.563 4.033 3.376 3.503 3.479 3.209 3.546   3.434    8.47
50)  1,2-DICHLOROETHANE
            2.135 2.087 1.956 2.266 2.110 2.089 1.958 2.363 1.925   2.099    6.94
51)  BENZENE
            4.379 4.587 4.348 6.435 4.510 4.524 4.348 5.154 4.293   4.731   14.57

52) I   1,4-DIFLUOROBENZENE   ----------------ISTD--------------------
53)  CYCLOHEXANE
```

Initial Calibration Summary

Job Number: JD61280 **Sample:** V7W5-ICC0005
Account: CARICH C. A. Rich Consultants **Lab FileID:** 7W00099.D
Project: Brent Mako Building 3 Investigation, Enter Lane, Islandia, NY

```
            0.373 0.370 0.385 0.473 0.399 0.393 0.382 0.390 0.394   0.395    7.73
54)  2,3-DIMETHYLPENTANE
            0.204 0.192 0.200       0.207 0.200 0.196 0.210 0.205   0.202    2.99
55)  TRICHLOROETHENE
            0.410 0.398 0.418 0.448 0.426 0.426 0.412 0.488 0.426   0.428    6.15
56)  1,2-DICHLOROPROPANE
            0.326 0.352 0.323 0.466 0.333 0.330 0.319 0.352 0.330   0.348   13.10
57)  DIBROMOMETHANE
            0.363 0.362 0.381 0.541 0.373 0.368 0.364 0.429 0.395   0.397   14.66
58)  ETHYL ACRYLATE
            0.657 0.638 0.686 0.814 0.721 0.689 0.670 0.680 0.699   0.695    7.29
59)  BROMODICHLOROMETHANE
            0.619 0.612 0.695 0.694 0.696 0.700 0.679 0.683 0.713   0.677    5.34
60)  2,2,4-TRIMETHYLPENTANE
            1.422 1.386 1.369 1.701 1.474 1.412 1.353 1.591 1.393   1.456    8.00
61)  1,4-DIOXANE
            0.249 0.244 0.218       0.260 0.226 0.215 0.148 0.225   0.223   15.31
62)  HEPTANE
            0.481 0.471 0.473 0.724 0.486 0.480 0.461 0.553 0.483   0.512   16.32
63)  METHYL METHACRYLATE
            0.333 0.329 0.349 0.382 0.367 0.351 0.344 0.399 0.357   0.357    6.41
64)  METHYL ISOBUTYL KETONE
            0.306 0.299 0.281 0.442 0.324 0.290 0.278 0.303 0.284   0.312   16.39
65)  CIS-1,3-DICHLOROPROPENE
            0.440 0.451 0.546 0.584 0.518 0.528 0.522 0.515 0.563   0.519    9.14
66)  TOLUENE
            1.137 1.226 1.163 1.815 1.160 1.149 1.126 1.326 1.188   1.254   17.45
67)  1,3-DICHLOROPROPANE
            0.534 0.514 0.568 0.610 0.583 0.567 0.552 0.608 0.578   0.568    5.59
68)  TRANS-1,3-DICHLOROPROPENE
            0.400 0.374 0.525 0.478 0.484 0.495 0.499 0.391 0.543   0.465   13.22
69)  1,1,2-TRICHLOROETHANE
            0.313 0.323 0.335 0.389 0.338 0.334 0.324 0.353 0.344   0.339    6.55
70)  2-HEXANONE
            0.426 0.392 0.392 0.606 0.436 0.401 0.393 0.398 0.395   0.427   16.22
71)  ETHYL METHACRYLATE
            0.552 0.511 0.589       0.625 0.589 0.572       0.599   0.577    6.35
72)  TETRACHLOROETHENE
            0.400 0.388 0.443 0.449 0.422 0.425 0.420 0.455 0.458   0.429    5.70
73)  DIBROMOCHLOROMETHANE
            0.590 0.562 0.783 0.625 0.689 0.721 0.733 0.629 0.813   0.683   12.72
74)  1,2-DIBROMOETHANE
            0.582 0.580 0.669 0.630 0.651 0.660 0.648 0.595 0.682   0.633    6.10
75)  OCTANE
            0.654 0.653 0.676 0.922 0.682 0.674 0.657 0.724 0.689   0.703   12.06

76) I   CHLOROBENZENE-D5      ----------------ISTD--------------------
77)  1,1,1,2-TETRACHLOROETHANE
            0.481 0.464 0.590 0.637 0.562 0.561 0.557 0.537 0.597   0.554    9.88
78)  CHLOROBENZENE
            0.949 1.018 1.043       1.043 1.030 1.003 1.122 1.056   1.033    4.76
79)  ETHYLBENZENE
            1.739 1.857 1.676       1.720 1.676 1.624 2.283 1.684   1.782   11.98
80)  M,P-XYLENE
            1.304 1.389 1.290       1.335 1.306 1.270 1.702 1.289   1.361   10.50
81)  O-XYLENE
            1.348 1.426 1.334       1.367 1.339 1.294 1.738 1.332   1.397   10.20
82)  STYRENE
            0.868 0.821 1.050 1.097 1.020 1.020 1.012 0.910 1.058   0.984    9.61
83)  NONANE
```

Initial Calibration Summary

Job Number: JD61280 **Sample:** V7W5-ICC0005
Account: CARICH C. A. Rich Consultants **Lab FileID:** 7W00099.D
Project: Brent Mako Building 3 Investigation, Enter Lane, Islandia, NY

```
            0.726 0.759 0.778 1.130 0.797 0.776 0.754 0.872 0.784   0.820   15.02
 84)  BROMOFORM
            0.485 0.468 0.782       0.665 0.691 0.718 0.511 0.803   0.640   20.99
 85)  1,1,2,2-TETRACHLOROETHANE
            0.933 0.880 0.996 0.993 1.004 0.988 0.962 0.934 0.995   0.965    4.34
 86)  1,2,3-TRICHLOROPROPANE
            0.713 0.703 0.733 0.852 0.765 0.742 0.720 0.757 0.734   0.747    5.93
 87)  4-BROMOFLUOROBENZENE
            0.674 0.668 0.697 0.657 0.692 0.679 0.672 0.657 0.684   0.676    2.09
 88)  ISOPROPYLBENZENE
            0.492 0.493 0.546 0.656 0.545 0.533 0.523 0.544 0.545   0.542    8.88
 89)  BROMOBENZENE
            0.868 0.840 0.923 1.034 0.942 0.928 0.892 0.960 0.927   0.924    6.03
 90)  2-CHLOROTOLUENE
            0.438 0.442 0.502 0.437 0.496 0.486 0.478 0.462 0.504   0.472    5.83
 91)  N-PROPYLBENZENE
            0.506 0.452 0.579 0.537 0.573 0.554 0.553 0.492 0.584   0.537    8.30
 92)  4-ETHYLTOLUENE
            1.713 1.588 2.095 1.727 2.042 2.005 1.985 1.690 2.114   1.884   10.72
 93)  1,3,5-TRIMETHYLBENZENE
            1.455 1.349 1.750 1.640 1.717 1.670 1.652 1.519 1.759   1.612    8.77
 94)  ALPHA-METHYLSTYRENE
            0.698 0.608 0.946 0.775 0.864 0.863 0.877 0.671 0.948   0.806   15.29
 95)  TERT-BUTYLBENZENE
            0.370 0.375 0.472 0.428 0.441 0.422 0.434 0.386 0.471   0.422    9.04
 96)  1,2,4-TRIMETHYLBENZENE
            1.545 1.400 1.934 1.451 1.792 1.756 1.787 1.393 1.953   1.668   13.39
 97)  BENZYL CHLORIDE
            0.704 0.565 1.647       1.290 1.393 1.490       1.665   1.251   35.42
 98)  M-DICHLOROBENZENE
            0.996 0.884 1.252 1.025 1.164 1.165 1.171 1.010 1.262   1.103   11.72
 99)  P-DICHLOROBENZENE
            0.958 0.943 1.271 1.079 1.171 1.162 1.181 0.923 1.272   1.107   12.38
100)  O-DICHLOROBENZENE
            0.972 0.938 1.275 1.008 1.156 1.142 1.169 0.972 1.300   1.104   12.31
101)  SEC-BUTYLBENZENE
            0.472 0.450 0.573 0.466 0.549 0.541 0.541 0.477 0.576   0.516    9.61
102)  1,2,3-TRIMETHYLBENZENE
            1.512 1.398 1.810 1.473 1.789 1.715 1.704 1.456 1.809   1.630   10.29
103)  P-ISOPROPYLTOLUENE
            0.498 0.468 0.665 0.495 0.622 0.609 0.621 0.487 0.681   0.572   14.65
104)  N-BUTYLBENZENE
            0.454 0.363 0.657       0.598 0.587 0.598 0.356 0.672   0.536   23.64
105)  HEXACHLOROETHANE
            0.499 0.467 0.844 0.525 0.711 0.727 0.752 0.491 0.876   0.655   24.51
106)  HEXACHLOROBUTADIENE
            0.732 0.689 1.183 0.730 0.919 0.896 0.966 0.687 1.256   0.895   23.63
107)  1,2,4-TRICHLOROBENZENE
            0.659 0.434 1.433       1.071 1.093 1.181       1.535   1.058   37.27
108)  NAPHTHALENE
            1.722 1.228 3.451       2.960 2.909 3.037       3.592   2.700   32.82
 ---------------------------------------------------------------------------
 (#) = Out of Range  ###  Number of calibration levels exceeded format  ###

          M7W0005.M         Wed Dec 07 14:54:45 2022
```

Initial Calibration Verification

Job Number: JD61280 **Sample:** V7W5-ICV0005
Account: CARICH C. A. Rich Consultants **Lab FileID:** 7W00105.D
Project: Brent Mako Building 3 Investigation, Enter Lane, Islandia, NY

Evaluate Continuing Calibration Report

Data File : C:\msdchem\1\data\7W00105.D Vial: 4
Acq On : 30 Nov 2022 5:59 pm Operator: thomash
Sample : ICV0005-10 Inst : MS7W
Misc : MS64487,V7W0005,,,,,1 Multiplr: 1.00
MS Integration Params: rteint.p

Method : C:\msdchem\1\methods\M7W0005.M (RTE Integrator)
Title : TO15 by GCMS w/DB-1, 30m X 0.25mm ID X 0.5 um
Last Update : Wed Dec 07 14:36:34 2022
Response via : Multiple Level Calibration

Min. RRF : 0.000 Min. Rel. Area : 50% Max. R.T. Dev 0.33min
Max. RRF Dev : 30% Max. Rel. Area : 150%

		Compound	AvgRF	CCRF	%Dev	Area%	Dev(min)	R.T.
1	I	BROMOCHLOROMETHANE	1.000	1.000	0.0	109	0.00	3.57
2	T	FREON 115		----------NA----------				
3	T	FREON 152A	0.658	0.689	-4.7	112	0.00	1.80
4	T	CHLORODIFLUOROMETHANE	0.335	0.335	0.0	109	0.00	1.82
5	T	CHLOROTRIFLUOROETHENE	1.804	1.882	-4.3	111	0.00	1.83
6	T	DICHLORODIFLUOROMETHANE	5.203	5.503	-5.8	108	0.00	1.85
7	T	PROPYLENE	0.829	0.817	1.4	108	0.00	1.83
8	T	1-CHLORO-1,1-DIFLUOROETHA	4.197	4.123	1.8	109	0.00	1.89
9	T	FREON 114	4.933	4.956	-0.5	109	0.00	1.93
10	T	CHLOROMETHANE	0.446	0.456	-2.2	111	0.00	1.90
11	T	VINYL CHLORIDE	1.655	1.635	1.2	108	0.00	1.97
12	t	1,3-BUTADIENE	1.327	1.256	5.4	107	0.00	2.01
13	T	N-BUTANE	2.465	2.271	7.9	107	0.00	2.03
14	T	BROMOMETHANE	1.645	1.599	2.8	110	0.00	2.09
15	T	CHLOROETHANE	0.869	0.851	2.1	110	0.00	2.15
16	T	DICHLOROFLUOROMETHANE	3.868	3.671	5.1	106	0.00	2.17
17	T	ACETONITRILE	1.453	1.096	24.6	91	0.00	2.25
18	T	ACROLEIN	0.769	0.613	20.3	93	0.00	2.29
19	T	FREON 123	3.895	3.993	-2.5	111	0.00	2.31
20	T	FREON 123A	2.457	2.667	-8.5	119	0.00	2.33
21	T	TRICHLOROFLUOROMETHANE	5.262	5.193	1.3	107	0.00	2.40
22	T	ISOPROPYL ALCOHOL	3.604	3.498	2.9	110	0.00	2.42
23	T	ACETONE	0.925	0.796	13.9	102	0.00	2.34
24	T	PENTANE	1.834	1.816	1.0	107	0.00	2.52
25	T	IODOMETHANE	5.235	4.955	5.3	102	0.00	2.58
26	T	1,1-DICHLOROETHYLENE	2.025	1.936	4.4	108	0.00	2.61
27	T	CARBON DISULFIDE	6.055	5.504	9.1	100	0.00	2.75
28	T	ETHANOL	0.750	0.627	16.4	99	0.00	2.18
29	T	BROMOETHENE	1.709	1.686	1.3	110	0.00	2.26
30	T	ACRYLONITRILE	1.330	1.110	16.5	97	0.00	2.49
31	T	METHYLENE CHLORIDE	1.923	1.725	10.3	105	0.00	2.64
32	T	3-CHLOROPROPENE	0.936	0.926	1.1	105	0.00	2.69
33	T	FREON 113	3.480	3.363	3.4	106	0.00	2.75
34	T	TRANS-1,2-DICHLOROETHENE	1.550	1.474	4.9	108	0.00	3.00
35	T	TERTIARY BUTYL ALCOHOL	4.674	3.979	14.9	89	0.00	2.62
36	t	METHYL TERTIARY BUTYL ETH	4.350	4.110	5.5	109	0.00	3.12
37	T	TETRAHYDROFURAN	0.712	0.668	6.2	101	0.00	3.87
38	T	HEXANE	2.333	2.329	0.2	111	0.00	3.62
39	T	VINYL ACETATE	0.438	0.388	11.4	95	0.00	3.16
40	T	1,1-DICHLOROETHANE	2.464	2.445	0.8	110	0.00	3.08
41	T	METHYL ETHYL KETONE	0.767	0.718	6.4	105	0.00	3.26
42	T	CIS-1,2-DICHLOROETHENE	1.618	1.590	1.7	109	0.00	3.48

Initial Calibration Verification

Job Number: JD61280 **Sample:** V7W5-ICV0005
Account: CARICH C. A. Rich Consultants **Lab FileID:** 7W00105.D
Project: Brent Mako Building 3 Investigation, Enter Lane, Islandia, NY

43	T	DIISOPROPYL ETHER	0.713	0.688	3.5	107	0.00	3.63
44	T	ETHYL ACETATE	0.478	0.464	2.9	104	0.00	3.63
45	T	METHYL ACRYLATE	2.894	2.683	7.3	102	0.00	3.62
46	T	CHLOROFORM	3.281	3.190	2.8	107	0.00	3.65
47	T	2,4-DIMETHYLPENTANE	2.619	2.601	0.7	108	0.00	4.19
48	T	1,1,1-TRICHLOROETHANE	3.261	3.241	0.6	108	0.00	4.27
49	T	CARBON TETRACHLORIDE	3.434	3.437	-0.1	107	0.00	4.73
50	T	1,2-DICHLOROETHANE	2.099	2.081	0.9	108	0.00	4.09
51	t	BENZENE	4.731	4.538	4.1	109	0.00	4.60
52	I	1,4-DIFLUOROBENZENE	1.000	1.000	0.0	107	0.00	4.95
53	T	CYCLOHEXANE	0.395	0.406	-2.8	111	0.00	4.83
54	T	2,3-DIMETHYLPENTANE	0.202	0.206	-2.0	111	0.00	5.11
55	T	TRICHLOROETHENE	0.428	0.443	-3.5	112	0.00	5.57
56	T	1,2-DICHLOROPROPANE	0.348	0.332	4.6	108	0.00	5.32
57	T	DIBROMOMETHANE	0.397	0.370	6.8	108	0.00	5.28
58	T	ETHYL ACRYLATE	0.695	0.647	6.9	101	0.00	5.44
59	T	BROMODICHLOROMETHANE	0.677	0.697	-3.0	107	0.00	5.51
60	T	2,2,4-TRIMETHYLPENTANE	1.456	1.440	1.1	110	0.00	5.67
61	T	1,4-DIOXANE	0.223	0.194	13.0	92	0.00	5.59
62	T	HEPTANE	0.512	0.491	4.1	110	0.00	6.00
63	T	METHYL METHACRYLATE	0.357	0.341	4.5	105	0.00	5.89
64	T	METHYL ISOBUTYL KETONE	0.312	0.257	17.6	95	0.00	6.68
65	T	CIS-1,3-DICHLOROPROPENE	0.519	0.545	-5.0	111	0.00	6.56
66	T	TOLUENE	1.254	1.187	5.3	111	0.00	7.82
67	T	1,3-DICHLOROPROPANE	0.568	0.569	-0.2	108	0.00	7.89
68	T	TRANS-1,3-DICHLOROPROPENE	0.465	0.471	-1.3	102	0.00	7.27
69	T	1,1,2-TRICHLOROETHANE	0.339	0.335	1.2	108	0.00	7.44
70	T	2-HEXANONE	0.427	0.317	25.8	85	0.00	8.42
71	T	ETHYL METHACRYLATE	0.577	0.549	4.9	100	0.00	8.54
72	T	TETRACHLOROETHENE	0.429	0.442	-3.0	112	0.00	9.62
73	T	DIBROMOCHLOROMETHANE	0.683	0.716	-4.8	107	0.00	8.38
74	T	1,2-DIBROMOETHANE	0.633	0.655	-3.5	107	0.00	8.74
75	T	OCTANE	0.703	0.683	2.8	109	0.00	9.76
76	I	CHLOROBENZENE-D5	1.000	1.000	0.0	107	0.00	10.79
77	T	1,1,1,2-TETRACHLOROETHANE	0.554	0.563	-1.6	107	0.00	10.88
78	T	CHLOROBENZENE	1.033	1.047	-1.4	109	0.00	10.86
79	t	ETHYLBENZENE	1.782	1.704	4.4	109	0.00	11.77
80	t	M,P-XYLENE	1.361	1.339	1.6	110	0.00	12.21
81	t	O-XYLENE	1.397	1.371	1.9	110	0.00	13.16
82	T	STYRENE	0.984	0.970	1.4	102	0.00	12.94
83	T	NONANE	0.820	0.794	3.2	109	0.00	14.28
84	T	BROMOFORM	0.640	0.701	-9.5	109	0.00	12.02
85	T	1,1,2,2-TETRACHLOROETHANE	0.965	0.973	-0.8	105	0.00	13.16
86	T	1,2,3-TRICHLOROPROPANE	0.747	0.736	1.5	106	0.00	13.45
87	S	4-BROMOFLUOROBENZENE	0.676	0.678	-0.3	107	0.00	14.21
88	T	ISOPROPYLBENZENE	0.542	0.541	0.2	109	0.00	14.70
89	T	BROMOBENZENE	0.924	0.918	0.6	106	0.00	14.58
90	T	2-CHLOROTOLUENE	0.472	0.493	-4.4	109	0.00	15.72
91	T	N-PROPYLBENZENE	0.537	0.567	-5.6	110	0.00	16.03
92	T	4-ETHYLTOLUENE	1.884	2.039	-8.2	109	0.00	16.31
93	T	1,3,5-TRIMETHYLBENZENE	1.612	1.686	-4.6	108	0.00	16.44
94	T	ALPHA-METHYLSTYRENE	0.806	0.708	12.2	88	0.00	16.63
95	T	TERT-BUTYLBENZENE	0.422	0.429	-1.7	109	0.00	16.87
96	T	1,2,4-TRIMETHYLBENZENE	1.668	1.790	-7.3	109	0.00	16.88
97	T	BENZYL CHLORIDE	1.251	1.037	17.1	80	0.00	16.96
98	T	M-DICHLOROBENZENE	1.103	1.163	-5.4	107	0.00	16.94
99	T	P-DICHLOROBENZENE	1.107	1.162	-5.0	107	0.00	17.02
100	T	O-DICHLOROBENZENE	1.104	1.152	-4.3	108	0.00	17.30

Initial Calibration Verification

Job Number: JD61280 **Sample:** V7W5-ICV0005
Account: CARICH C. A. Rich Consultants **Lab FileID:** 7W00105.D
Project: Brent Mako Building 3 Investigation, Enter Lane, Islandia, NY

101	T	SEC-BUTYLBENZENE	0.516	0.542	-5.0	107	0.00	17.14
102	T	1,2,3-TRIMETHYLBENZENE	1.630	1.713	-5.1	107	0.00	17.25
103	T	P-ISOPROPYLTOLUENE	0.572	0.607	-6.1	107	0.00	17.31
104	T	N-BUTYLBENZENE	0.536	0.588	-9.7	107	0.00	17.65
105	T	HEXACHLOROETHANE	0.655	0.604	7.8	89	0.00	17.83
106	T	HEXACHLOROBUTADIENE	0.895	0.867	3.1	104	0.00	18.86
107	T	1,2,4-TRICHLOROBENZENE	1.058	0.976	7.8	96	0.00	18.56
108	T	NAPHTHALENE	2.700	2.253	16.6	83	0.00	18.60

(#) = Out of Range SPCC's out = 0 CCC's out = 0
7W00099.D M7W0005.M Wed Dec 07 14:54:15 2022

Continuing Calibration Summary

Job Number: JD61280 **Sample:** V7W47-CC0005
Account: CARICH C. A. Rich Consultants **Lab FileID:** 7W01012.D
Project: Brent Mako Building 3 Investigation, Enter Lane, Islandia, NY

Evaluate Continuing Calibration Report

```
Data File : C:\msdchem\1\data\7w\7w01012.D                Vial: 2
Acq On    : 16 Mar 2023   9:20 am                     Operator: thomash
Sample    : cc0005-10                                 Inst    : MS7W
Misc      : MS67390,V7W0047,,,,,1                     Multiplr: 1.00
MS Integration Params: rteint.p

Method       : C:\msdchem\1\methods\M7W0005.M (RTE Integrator)
Title        : TO15 by GCMS w/DB-1, 30m  X 0.25mm ID X 0.5 um
Last Update  : Wed Dec 07 14:36:34 2022
Response via : Multiple Level Calibration

Min. RRF     :   0.000  Min. Rel. Area :  60%  Max. R.T. Dev  0.33min
Max. RRF Dev :  30%     Max. Rel. Area : 140%
```

		Compound	AvgRF	CCRF	%Dev	Area%	Dev(min)	R.T.
1	I	BROMOCHLOROMETHANE	1.000	1.000	0.0	104	0.00	3.56
2	T	FREON 115	0.000	0.328	0.0	0#	-0.03	1.77
3	T	FREON 152A	0.658	0.729	-10.8	113	0.00	1.80
4	T	CHLORODIFLUOROMETHANE	0.335	0.353	-5.4	111	0.00	1.82
5	T	CHLOROTRIFLUOROETHENE	1.804	1.897	-5.2	107	0.00	1.83
6	T	DICHLORODIFLUOROMETHANE	5.203	5.087	2.2	96	0.00	1.85
7	T	PROPYLENE	0.829	0.879	-6.0	111	0.00	1.83
8	T	1-CHLORO-1,1-DIFLUOROETHA	4.197	4.292	-2.3	109	0.00	1.89
9	T	FREON 114	4.933	5.382	-9.1	114	0.00	1.93
10	T	CHLOROMETHANE	0.446	0.537	-20.4	125	0.00	1.90
11	T	VINYL CHLORIDE	1.655	1.891	-14.3	120	0.00	1.97
12	t	1,3-BUTADIENE	1.327	1.520	-14.5	124	0.00	2.01
13	T	N-BUTANE	2.465	2.895	-17.4	130	0.00	2.03
14	T	BROMOMETHANE	1.645	1.805	-9.7	118	0.00	2.09
15	T	CHLOROETHANE	0.869	0.959	-10.4	118	0.00	2.15
16	T	DICHLOROFLUOROMETHANE	3.868	4.252	-9.9	117	0.00	2.17
17	T	ACETONITRILE	1.453	1.723	-18.6	137	0.00	2.25
18	T	ACROLEIN	0.769	0.888	-15.5	129	0.00	2.29
19	T	FREON 123	3.895	4.517	-16.0	120	0.00	2.31
20	T	FREON 123A	2.457	2.685	-9.3	115	0.00	2.33
21	T	TRICHLOROFLUOROMETHANE	5.262	5.912	-12.4	117	0.00	2.40
22	T	ISOPROPYL ALCOHOL	3.604	4.344	-20.5	130	0.00	2.42
23	T	ACETONE	0.925	1.015	-9.7	124	0.00	2.33
24	T	PENTANE	1.834	2.178	-18.8	123	0.00	2.51
25	T	IODOMETHANE	5.235	5.497	-5.0	108	0.00	2.58
26	T	1,1-DICHLOROETHYLENE	2.025	2.114	-4.4	113	0.00	2.60
27	T	CARBON DISULFIDE	6.055	6.241	-3.1	108	0.00	2.75
28	T	ETHANOL	0.750	0.893	-19.1	134	0.00	2.18
29	T	BROMOETHENE	1.709	1.846	-8.0	115	0.00	2.26
30	T	ACRYLONITRILE	1.330	1.445	-8.6	121	0.00	2.49
31	T	METHYLENE CHLORIDE	1.923	1.956	-1.7	114	0.00	2.64
32	T	3-CHLOROPROPENE	0.936	1.000	-6.8	108	0.00	2.69
33	T	FREON 113	3.480	3.598	-3.4	108	0.00	2.75
34	T	TRANS-1,2-DICHLOROETHENE	1.550	1.610	-3.9	113	0.00	3.00
35	T	TERTIARY BUTYL ALCOHOL	4.674	4.764	-1.9	102	0.00	2.63
36	t	METHYL TERTIARY BUTYL ETH	4.350	4.047	7.0	103	0.00	3.12
37	T	TETRAHYDROFURAN	0.712	0.755	-6.0	110	0.00	3.88
38	T	HEXANE	2.333	2.467	-5.7	113	0.00	3.62
39	T	VINYL ACETATE	0.438	0.418	4.6	98	0.00	3.16
40	T	1,1-DICHLOROETHANE	2.464	2.602	-5.6	113	0.00	3.08
41	T	METHYL ETHYL KETONE	0.767	0.790	-3.0	110	0.00	3.26
42	T	CIS-1,2-DICHLOROETHENE	1.618	1.724	-6.6	113	0.00	3.48

Continuing Calibration Summary

Job Number: JD61280 **Sample:** V7W47-CC0005
Account: CARICH C. A. Rich Consultants **Lab FileID:** 7W01012.D
Project: Brent Mako Building 3 Investigation, Enter Lane, Islandia, NY

43	T	DIISOPROPYL ETHER	0.713	0.754	-5.8	112	0.00	3.63
44	T	ETHYL ACETATE	0.478	0.520	-8.8	111	0.00	3.63
45	T	METHYL ACRYLATE	2.894	3.007	-3.9	109	0.00	3.62
46	T	CHLOROFORM	3.281	3.484	-6.2	112	0.00	3.65
47	T	2,4-DIMETHYLPENTANE	2.619	2.792	-6.6	111	0.00	4.18
48	T	1,1,1-TRICHLOROETHANE	3.261	3.323	-1.9	106	0.00	4.27
49	T	CARBON TETRACHLORIDE	3.434	3.620	-5.4	107	0.00	4.73
50	T	1,2-DICHLOROETHANE	2.099	2.135	-1.7	106	0.00	4.09
51	t	BENZENE	4.731	4.654	1.6	107	0.00	4.61
52	I	1,4-DIFLUOROBENZENE	1.000	1.000	0.0	100	0.00	4.95
53	T	CYCLOHEXANE	0.395	0.429	-8.6	109	0.00	4.83
54	T	2,3-DIMETHYLPENTANE	0.202	0.216	-6.9	108	0.00	5.11
55	T	TRICHLOROETHENE	0.428	0.469	-9.6	110	0.00	5.57
56	T	1,2-DICHLOROPROPANE	0.348	0.368	-5.7	112	0.00	5.32
57	T	DIBROMOMETHANE	0.397	0.400	-0.8	109	0.00	5.27
58	T	ETHYL ACRYLATE	0.695	0.733	-5.5	106	0.00	5.44
59	T	BROMODICHLOROMETHANE	0.677	0.768	-13.4	110	0.00	5.51
60	T	2,2,4-TRIMETHYLPENTANE	1.456	1.593	-9.4	113	0.00	5.67
61	T	1,4-DIOXANE	0.223	0.249	-11.7	110	0.00	5.59
62	T	HEPTANE	0.512	0.549	-7.2	114	0.00	6.00
63	T	METHYL METHACRYLATE	0.357	0.368	-3.1	105	0.00	5.89
64	T	METHYL ISOBUTYL KETONE	0.312	0.326	-4.5	112	0.00	6.68
65	T	CIS-1,3-DICHLOROPROPENE	0.519	0.545	-5.0	103	0.00	6.56
66	T	TOLUENE	1.254	1.256	-0.2	109	0.00	7.83
67	T	1,3-DICHLOROPROPANE	0.568	0.622	-9.5	110	0.00	7.88
68	T	TRANS-1,3-DICHLOROPROPENE	0.465	0.475	-2.2	96	0.00	7.27
69	T	1,1,2-TRICHLOROETHANE	0.339	0.378	-11.5	113	0.00	7.44
70	T	2-HEXANONE	0.427	0.460	-7.7	114	0.01	8.43
71	T	ETHYL METHACRYLATE	0.577	0.608	-5.4	103	0.00	8.55
72	T	TETRACHLOROETHENE	0.429	0.457	-6.5	107	0.00	9.62
73	T	DIBROMOCHLOROMETHANE	0.683	0.825	-20.8	114	0.00	8.39
74	T	1,2-DIBROMOETHANE	0.633	0.722	-14.1	109	0.00	8.74
75	T	OCTANE	0.703	0.761	-8.3	113	0.00	9.76
76	I	CHLOROBENZENE-D5	1.000	1.000	0.0	95	0.00	10.79
77	T	1,1,1,2-TETRACHLOROETHANE	0.554	0.645	-16.4	109	0.00	10.87
78	T	CHLOROBENZENE	1.033	1.242	-20.2	114	0.00	10.87
79	t	ETHYLBENZENE	1.782	1.900	-6.6	108	0.00	11.77
80	t	M,P-XYLENE	1.361	1.479	-8.7	108	0.00	12.21
81	t	O-XYLENE	1.397	1.521	-8.9	108	0.00	13.16
82	T	STYRENE	0.984	1.147	-16.6	107	0.00	12.95
83	T	NONANE	0.820	0.924	-12.7	113	0.00	14.28
84	T	BROMOFORM	0.640	0.784	-22.5	108	0.00	12.02
85	T	1,1,2,2-TETRACHLOROETHANE	0.965	1.162	-20.4	112	0.00	13.17
86	T	1,2,3-TRICHLOROPROPANE	0.747	0.841	-12.6	108	0.00	13.46
87	S	4-BROMOFLUOROBENZENE	0.676	0.655	3.1	92	0.00	14.22
88	T	ISOPROPYLBENZENE	0.542	0.619	-14.2	110	0.00	14.70
89	T	BROMOBENZENE	0.924	0.995	-7.7	102	0.00	14.58
90	T	2-CHLOROTOLUENE	0.472	0.569	-20.6	111	0.00	15.73
91	T	N-PROPYLBENZENE	0.537	0.632	-17.7	108	0.00	16.03
92	T	4-ETHYLTOLUENE	1.884	2.320	-23.1	110	0.00	16.31
93	T	1,3,5-TRIMETHYLBENZENE	1.612	1.941	-20.4	110	0.00	16.45
94	T	ALPHA-METHYLSTYRENE	0.806	1.018	-26.3	112	0.00	16.63
95	T	TERT-BUTYLBENZENE	0.422	0.504	-19.4	114	0.00	16.87
96	T	1,2,4-TRIMETHYLBENZENE	1.668	2.076	-24.5	112	0.00	16.88
97	T	BENZYL CHLORIDE	1.251	1.027	17.9	70	0.00	16.96
98	T	M-DICHLOROBENZENE	1.103	1.307	-18.5	107	0.00	16.94
99	T	P-DICHLOROBENZENE	1.107	1.285	-16.1	105	0.00	17.02
100	T	O-DICHLOROBENZENE	1.104	1.304	-18.1	108	0.00	17.31

Continuing Calibration Summary

Job Number: JD61280 **Sample:** V7W47-CC0005
Account: CARICH C. A. Rich Consultants **Lab FileID:** 7W01012.D
Project: Brent Mako Building 3 Investigation, Enter Lane, Islandia, NY

101	T	SEC-BUTYLBENZENE	0.516	0.636	-23.3	112	0.00	17.14
102	T	1,2,3-TRIMETHYLBENZENE	1.630	1.999	-22.6	111	0.00	17.25
103	T	P-ISOPROPYLTOLUENE	0.572	0.720	-25.9	112	0.00	17.32
104	T	N-BUTYLBENZENE	0.536	0.673	-25.6	109	0.00	17.66
105	T	HEXACHLOROETHANE	0.655	0.816	-24.6	107	0.00	17.84
106	T	HEXACHLOROBUTADIENE	0.895	0.928	-3.7	98	0.00	18.87
107	T	1,2,4-TRICHLOROBENZENE	1.058	0.967	8.6	84	0.00	18.56
108	T	NAPHTHALENE	2.700	3.063	-13.4	100	0.00	18.61

(#) = Out of Range SPCC's out = 0 CCC's out = 0
7W00099.D M7W0005.M Thu Mar 16 14:02:26 2023

6.9.9

Continuing Calibration Summary

Job Number: JD61280 **Sample:** V7W51-CC0005
Account: CARICH C. A. Rich Consultants **Lab FileID:** 7W01097.D
Project: Brent Mako Building 3 Investigation, Enter Lane, Islandia, NY

Evaluate Continuing Calibration Report

Data File : C:\msdchem\1\data\7w\7w01097.D Vial: 2
Acq On : 20 Mar 2023 2:51 pm Operator: thomash
Sample : cc0005-10 Inst : MS7W
Misc : MS67390,V7W0051,,,,,1 Multiplr: 1.00
MS Integration Params: rteint.p

Method : C:\msdchem\1\methods\M7W0005.M (RTE Integrator)
Title : TO15 by GCMS w/DB-1, 30m X 0.25mm ID X 0.5 um
Last Update : Wed Dec 07 14:36:34 2022
Response via : Multiple Level Calibration

Min. RRF : 0.000 Min. Rel. Area : 60% Max. R.T. Dev 0.33min
Max. RRF Dev : 30% Max. Rel. Area : 140%

		Compound	AvgRF	CCRF	%Dev	Area%	Dev(min)	R.T.
1	I	BROMOCHLOROMETHANE	1.000	1.000	0.0	121	0.00	3.56
2	T	FREON 115	0.000	0.622	0.0	0#	-0.03	1.77
3	T	FREON 152A	0.658	0.693	-5.3	125	0.00	1.80
4	T	CHLORODIFLUOROMETHANE	0.335	0.337	-0.6	122	0.00	1.82
5	T	CHLOROTRIFLUOROETHENE	1.804	1.753	2.8	115	0.00	1.83
6	T	DICHLORODIFLUOROMETHANE	5.203	4.010	22.9	88	0.00	1.85
7	T	PROPYLENE	0.829	0.874	-5.4	128	0.00	1.83
8	T	1-CHLORO-1,1-DIFLUOROETHA	4.197	2.936	30.0#	86	0.00	1.89
9	T	FREON 114	4.933	3.866	21.6	95	0.00	1.93
10	T	CHLOROMETHANE	0.446	0.392	12.1	106	0.00	1.90
11	T	VINYL CHLORIDE	1.655	1.362	17.7	100	0.00	1.97
12	t	1,3-BUTADIENE	1.327	1.097	17.3	104	0.00	2.01
13	T	N-BUTANE	2.465	2.105	14.6	110	0.00	2.03
14	T	BROMOMETHANE	1.645	1.343	18.4	102	0.00	2.09
15	T	CHLOROETHANE	0.869	0.727	16.3	104	0.00	2.15
16	T	DICHLOROFLUOROMETHANE	3.868	3.134	19.0	100	0.00	2.18
17	T	ACETONITRILE	1.453	1.282	11.8	119	0.00	2.25
18	T	ACROLEIN	0.769	0.644	16.3	108	0.00	2.30
19	T	FREON 123	3.895	3.289	15.6	102	0.00	2.31
20	T	FREON 123A	2.457	1.944	20.9	97	0.00	2.33
21	T	TRICHLOROFLUOROMETHANE	5.262	4.091	22.3	94	0.00	2.40
22	T	ISOPROPYL ALCOHOL	3.604	3.034	15.8	106	0.00	2.42
23	T	ACETONE	0.925	0.734	20.6	104	0.00	2.34
24	T	PENTANE	1.834	1.569	14.4	102	0.00	2.52
25	T	IODOMETHANE	5.235	4.192	19.9	96	0.00	2.58
26	T	1,1-DICHLOROETHYLENE	2.025	1.544	23.8	96	0.00	2.61
27	T	CARBON DISULFIDE	6.055	5.008	17.3	101	0.00	2.75
28	T	ETHANOL	0.750	0.659	12.1	115	0.00	2.18
29	T	BROMOETHENE	1.709	1.372	19.7	99	0.00	2.26
30	T	ACRYLONITRILE	1.330	1.042	21.7	102	0.00	2.49
31	T	METHYLENE CHLORIDE	1.923	1.439	25.2	97	0.00	2.64
32	T	3-CHLOROPROPENE	0.936	0.744	20.5	94	0.00	2.69
33	T	FREON 113	3.480	2.964	14.8	103	0.00	2.75
34	T	TRANS-1,2-DICHLOROETHENE	1.550	1.435	7.4	117	0.00	3.00
35	T	TERTIARY BUTYL ALCOHOL	4.674	3.537	24.3	88	0.00	2.63
36	t	METHYL TERTIARY BUTYL ETH	4.350	3.737	14.1	110	0.00	3.12
37	T	TETRAHYDROFURAN	0.712	0.673	5.5	114	0.00	3.88
38	T	HEXANE	2.333	2.270	2.7	120	0.00	3.62
39	T	VINYL ACETATE	0.438	0.383	12.6	104	0.00	3.16
40	T	1,1-DICHLOROETHANE	2.464	2.366	4.0	119	0.00	3.08
41	T	METHYL ETHYL KETONE	0.767	0.712	7.2	116	0.00	3.26
42	T	CIS-1,2-DICHLOROETHENE	1.618	1.523	5.9	116	0.00	3.48

Continuing Calibration Summary

Job Number: JD61280 **Sample:** V7W51-CC0005
Account: CARICH C. A. Rich Consultants **Lab FileID:** 7W01097.D
Project: Brent Mako Building 3 Investigation, Enter Lane, Islandia, NY

43	T	DIISOPROPYL ETHER	0.713	0.694	2.7	120	0.00	3.63
44	T	ETHYL ACETATE	0.478	0.477	0.2	119	0.00	3.63
45	T	METHYL ACRYLATE	2.894	2.769	4.3	117	0.00	3.62
46	T	CHLOROFORM	3.281	3.103	5.4	115	0.00	3.65
47	T	2,4-DIMETHYLPENTANE	2.619	2.583	1.4	119	0.00	4.19
48	T	1,1,1-TRICHLOROETHANE	3.261	3.034	7.0	112	0.00	4.27
49	T	CARBON TETRACHLORIDE	3.434	3.292	4.1	113	0.00	4.73
50	T	1,2-DICHLOROETHANE	2.099	1.940	7.6	112	0.00	4.09
51	t	BENZENE	4.731	4.218	10.8	113	0.00	4.61
52	I	1,4-DIFLUOROBENZENE	1.000	1.000	0.0	122	0.00	4.96
53	T	CYCLOHEXANE	0.395	0.373	5.6	115	0.00	4.83
54	T	2,3-DIMETHYLPENTANE	0.202	0.194	4.0	118	0.00	5.11
55	T	TRICHLOROETHENE	0.428	0.403	5.8	115	0.00	5.57
56	T	1,2-DICHLOROPROPANE	0.348	0.318	8.6	117	0.00	5.32
57	T	DIBROMOMETHANE	0.397	0.359	9.6	118	0.00	5.28
58	T	ETHYL ACRYLATE	0.695	0.669	3.7	118	0.00	5.44
59	T	BROMODICHLOROMETHANE	0.677	0.660	2.5	115	0.00	5.51
60	T	2,2,4-TRIMETHYLPENTANE	1.456	1.403	3.6	121	0.00	5.67
61	T	1,4-DIOXANE	0.223	0.223	0.0	120	0.02	5.61
62	T	HEPTANE	0.512	0.490	4.3	124	0.00	6.01
63	T	METHYL METHACRYLATE	0.357	0.327	8.4	113	0.00	5.89
64	T	METHYL ISOBUTYL KETONE	0.312	0.307	1.6	129	0.02	6.69
65	T	CIS-1,3-DICHLOROPROPENE	0.519	0.473	8.9	109	0.00	6.56
66	T	TOLUENE	1.254	1.077	14.1	114	0.00	7.83
67	T	1,3-DICHLOROPROPANE	0.568	0.528	7.0	113	0.00	7.88
68	T	TRANS-1,3-DICHLOROPROPENE	0.465	0.423	9.0	104	0.00	7.27
69	T	1,1,2-TRICHLOROETHANE	0.339	0.323	4.7	118	0.00	7.44
70	T	2-HEXANONE	0.427	0.567	-32.8#	172#	0.03	8.45
71	T	ETHYL METHACRYLATE	0.577	0.568	1.6	117	0.00	8.55
72	T	TETRACHLOROETHENE	0.429	0.414	3.5	118	0.00	9.63
73	T	DIBROMOCHLOROMETHANE	0.683	0.715	-4.7	121	0.00	8.39
74	T	1,2-DIBROMOETHANE	0.633	0.614	3.0	113	0.00	8.74
75	T	OCTANE	0.703	0.689	2.0	124	0.00	9.77
76	I	CHLOROBENZENE-D5	1.000	1.000	0.0	116	0.00	10.79
77	T	1,1,1,2-TETRACHLOROETHANE	0.554	0.577	-4.2	119	0.00	10.88
78	T	CHLOROBENZENE	1.033	1.052	-1.8	118	0.00	10.87
79	t	ETHYLBENZENE	1.782	1.631	8.5	113	0.00	11.77
80	t	M,P-XYLENE	1.361	1.271	6.6	113	0.00	12.21
81	t	O-XYLENE	1.397	1.298	7.1	112	0.00	13.16
82	T	STYRENE	0.984	0.965	1.9	109	0.00	12.95
83	T	NONANE	0.820	0.836	-2.0	124	0.00	14.29
84	T	BROMOFORM	0.640	0.717	-12.0	120	0.00	12.02
85	T	1,1,2,2-TETRACHLOROETHANE	0.965	0.995	-3.1	116	0.00	13.17
86	T	1,2,3-TRICHLOROPROPANE	0.747	0.726	2.8	113	0.00	13.46
87	S	4-BROMOFLUOROBENZENE	0.676	0.665	1.6	113	0.00	14.22
88	T	ISOPROPYLBENZENE	0.542	0.522	3.7	113	0.00	14.70
89	T	BROMOBENZENE	0.924	0.864	6.5	108	0.00	14.58
90	T	2-CHLOROTOLUENE	0.472	0.491	-4.0	117	0.00	15.72
91	T	N-PROPYLBENZENE	0.537	0.546	-1.7	114	0.00	16.03
92	T	4-ETHYLTOLUENE	1.884	1.955	-3.8	113	0.00	16.31
93	T	1,3,5-TRIMETHYLBENZENE	1.612	1.643	-1.9	114	0.00	16.45
94	T	ALPHA-METHYLSTYRENE	0.806	0.785	2.6	105	0.00	16.63
95	T	TERT-BUTYLBENZENE	0.422	0.437	-3.6	120	0.00	16.87
96	T	1,2,4-TRIMETHYLBENZENE	1.668	1.760	-5.5	116	0.00	16.88
97	T	BENZYL CHLORIDE	1.251	0.835	33.3#	69	0.00	16.96
98	T	M-DICHLOROBENZENE	1.103	1.144	-3.7	114	0.00	16.94
99	T	P-DICHLOROBENZENE	1.107	1.130	-2.1	112	0.00	17.02
100	T	O-DICHLOROBENZENE	1.104	1.133	-2.6	115	0.00	17.31

Continuing Calibration Summary

Job Number: JD61280 **Sample:** V7W51-CC0005
Account: CARICH C. A. Rich Consultants **Lab FileID:** 7W01097.D
Project: Brent Mako Building 3 Investigation, Enter Lane, Islandia, NY

101	T	SEC-BUTYLBENZENE	0.516	0.552	-7.0	118	0.00	17.14
102	T	1,2,3-TRIMETHYLBENZENE	1.630	1.699	-4.2	115	0.00	17.25
103	T	P-ISOPROPYLTOLUENE	0.572	0.621	-8.6	118	0.00	17.32
104	T	N-BUTYLBENZENE	0.536	0.581	-8.4	114	0.00	17.66
105	T	HEXACHLOROETHANE	0.655	0.665	-1.5	106	0.00	17.84
106	T	HEXACHLOROBUTADIENE	0.895	0.862	3.7	111	0.00	18.87
107	T	1,2,4-TRICHLOROBENZENE	1.058	0.855	19.2	91	0.00	18.57
108	T	NAPHTHALENE	2.700	2.691	0.3	107	0.00	18.62

(#) = Out of Range SPCC's out = 0 CCC's out = 0
7W00099.D M7W0005.M Tue Mar 21 11:47:44 2023

6.9.10

6

Run Sequence Report

Job Number: JD61280
Account: CARICH C. A. Rich Consultants
Project: Brent Mako Building 3 Investigation, Enter Lane, Islandia, NY

Run ID: V2W2776 **Method:** TO-15 **Instrument ID:** GCMS2W

Lab Sample ID	Lab File ID	Date/Time Analyzed	Prep QC Batch	Client Sample ID
V2W2776-BFB	2W62382.D	12/14/22 17:23	n/a	BFB Tune
V2W2776-IC2776	2W62383.D	12/14/22 17:55	n/a	Initial cal 0.04
V2W2776-IC2776	2W62384.D	12/14/22 18:28	n/a	Initial cal 0.1
V2W2776-IC2776	2W62385.D	12/14/22 18:59	n/a	Initial cal 0.2
V2W2776-IC2776	2W62386.D	12/14/22 19:31	n/a	Initial cal 0.5
V2W2776-IC2776	2W62388.D	12/14/22 20:33	n/a	Initial cal 5
V2W2776-ICC2776	2W62389.D	12/14/22 21:05	n/a	Initial cal 10
V2W2776-IC2776	2W62390.D	12/14/22 21:37	n/a	Initial cal 20
V2W2776-IC2776	2W62391.D	12/14/22 22:12	n/a	Initial cal 40
V2W2776-IC2776	2W62392.D	12/14/22 22:47	n/a	Initial cal 50
V2W2776-ICV2776	2W62395.D	12/15/22 00:22	n/a	Initial cal verification 10

Run Sequence Report

Job Number: JD61280
Account: CARICH C. A. Rich Consultants
Project: Brent Mako Building 3 Investigation, Enter Lane, Islandia, NY

Run ID: V2W2802 **Method:** TO-15 **Instrument ID:** GCMS2W

Lab Sample ID	Lab File ID	Date/Time Analyzed	Prep QC Batch	Client Sample ID
V2W2802-BFB	2W62990.D	01/24/23 08:55	n/a	BFB Tune
V2W2802-CC2776	2W62992.D	01/24/23 10:36	n/a	Continuing cal 10
V2W2802-BS	2W62993.D	01/24/23 11:17	n/a	Blank Spike
V2W2802-BSD	2W62994.D	01/24/23 11:51	n/a	Blank Spike Duplicate
V2W2802-MB	2W62999.D	01/24/23 15:54	n/a	Method Blank
ZZZZZZ	2W63000.D	01/24/23 16:28	n/a	(unrelated sample)
ZZZZZZ	2W63001.D	01/24/23 17:09	n/a	(unrelated sample)
ZZZZZZ	2W63002.D	01/24/23 17:49	n/a	(unrelated sample)
ZZZZZZ	2W63003.D	01/24/23 18:28	n/a	(unrelated sample)
ZZZZZZ	2W63004.D	01/24/23 19:07	n/a	(unrelated sample)
ZZZZZZ	2W63005.D	01/24/23 19:46	n/a	(unrelated sample)
JD58948-1	2W63006.D	01/24/23 20:26	n/a	(used for QC only; not part of job JD61280)
JD58948-1DUP	2W63007.D	01/24/23 21:05	n/a	Duplicate
ZZZZZZ	2W63008.D	01/24/23 21:44	n/a	(unrelated sample)
ZZZZZZ	2W63009.D	01/24/23 22:24	n/a	(unrelated sample)
ZZZZZZ	2W63010.D	01/24/23 23:04	n/a	(unrelated sample)
ZZZZZZ	2W63011.D	01/24/23 23:44	n/a	(unrelated sample)
V2W2802-SCC	2W63014.D	01/25/23 01:30	n/a	Summa Cleaning Certification
V2W2802-SCC	2W63015.D	01/25/23 02:09	n/a	Summa Cleaning Certification
V2W2802-SCC	2W63016.D	01/25/23 02:49	n/a	Summa Cleaning Certification
V2W2802-SCC	2W63017.D	01/25/23 03:29	n/a	Summa Cleaning Certification
V2W2802-SCC	2W63018.D	01/25/23 04:08	n/a	Summa Cleaning Certification
V2W2802-SCC	2W63019.D	01/25/23 04:48	n/a	Summa Cleaning Certification

Run Sequence Report

Job Number: JD61280
Account: CARICH C. A. Rich Consultants
Project: Brent Mako Building 3 Investigation, Enter Lane, Islandia, NY

Run ID: V3W3100 **Method:** TO-15 **Instrument ID:** GCMS3W

Lab Sample ID	Lab File ID	Date/Time Analyzed	Prep QC Batch	Client Sample ID
V3W3100-BFB	3W78713.D	01/06/23 09:28	n/a	BFB Tune
V3W3100-IC3100	3W78714.D	01/06/23 10:20	n/a	Initial cal 0.04
V3W3100-IC3100	3W78715.D	01/06/23 11:00	n/a	Initial cal 0.1
V3W3100-IC3100	3W78716.D	01/06/23 11:40	n/a	Initial cal 0.2
V3W3100-IC3100	3W78717.D	01/06/23 12:21	n/a	Initial cal 0.5
V3W3100-IC3100	3W78719.D	01/06/23 13:39	n/a	Initial cal 5
V3W3100-ICC3100	3W78720.D	01/06/23 14:19	n/a	Initial cal 10
V3W3100-IC3100	3W78721.D	01/06/23 15:01	n/a	Initial cal 20
V3W3100-IC3100	3W78722.D	01/06/23 15:47	n/a	Initial cal 40
V3W3100-IC3100	3W78723.D	01/06/23 16:34	n/a	Initial cal 50
V3W3100-ICV3100	3W78726.D	01/06/23 18:34	n/a	Initial cal verification 10

Run Sequence Report

Job Number: JD61280
Account: CARICH C. A. Rich Consultants
Project: Brent Mako Building 3 Investigation, Enter Lane, Islandia, NY

Run ID: V3W3107 **Method:** TO-15 **Instrument ID:** GCMS3W

Lab Sample ID	Lab File ID	Date/Time Analyzed	Prep QC Batch	Client Sample ID
V3W3107-BFB	3W78861.D	01/18/23 08:23	n/a	BFB Tune
V3W3107-CC3100	3W78862.D	01/18/23 09:04	n/a	Continuing cal 10
V3W3107-BS	3W78863.D	01/18/23 09:47	n/a	Blank Spike
V3W3107-BSD	3W78864.D	01/18/23 10:26	n/a	Blank Spike Duplicate
V3W3107-MB	3W78866.D	01/18/23 11:56	n/a	Method Blank
ZZZZZZ	3W78867.D	01/18/23 12:38	n/a	(unrelated sample)
ZZZZZZ	3W78868.D	01/18/23 13:18	n/a	(unrelated sample)
ZZZZZZ	3W78869.D	01/18/23 13:57	n/a	(unrelated sample)
ZZZZZZ	3W78870.D	01/18/23 14:37	n/a	(unrelated sample)
ZZZZZZ	3W78871.D	01/18/23 15:15	n/a	(unrelated sample)
JD58820-1	3W78872.D	01/18/23 16:01	n/a	(used for QC only; not part of job JD61280)
JD58820-1DUP	3W78873.D	01/18/23 16:47	n/a	Duplicate
ZZZZZZ	3W78874.D	01/18/23 17:33	n/a	(unrelated sample)
ZZZZZZ	3W78875.D	01/18/23 18:20	n/a	(unrelated sample)
ZZZZZZ	3W78876.D	01/18/23 19:07	n/a	(unrelated sample)
ZZZZZZ	3W78877.D	01/18/23 19:52	n/a	(unrelated sample)
ZZZZZZ	3W78878.D	01/18/23 20:38	n/a	(unrelated sample)
ZZZZZZ	3W78879.D	01/18/23 21:24	n/a	(unrelated sample)
V3W3107-SCC	3W78881.D	01/18/23 22:54	n/a	Summa Cleaning Certification
V3W3107-SCC	3W78882.D	01/18/23 23:39	n/a	Summa Cleaning Certification
V3W3107-SCC	3W78883.D	01/19/23 00:23	n/a	Summa Cleaning Certification
V3W3107-SCC	3W78884.D	01/19/23 01:08	n/a	Summa Cleaning Certification
V3W3107-SCC	3W78885.D	01/19/23 01:53	n/a	Summa Cleaning Certification

Run Sequence Report

Job Number: JD61280
Account: CARICH C. A. Rich Consultants
Project: Brent Mako Building 3 Investigation, Enter Lane, Islandia, NY

Run ID: V7W47 **Method:** TO-15 **Instrument ID:** GCMS7W

Lab Sample ID	Lab File ID	Date/Time Analyzed	Prep QC Batch	Client Sample ID
V7W47-BFB	7W01011.D	03/16/23 08:48	n/a	BFB Tune
V7W47-CC0005	7W01012.D	03/16/23 09:20	n/a	Continuing cal 10
V7W47-BS	7W01013.D	03/16/23 10:02	n/a	Blank Spike
V7W47-BSD	7W01014.D	03/16/23 10:33	n/a	Blank Spike Duplicate
V7W47-MB	7W01016.D	03/16/23 11:50	n/a	Method Blank
ZZZZZZ	7W01017.D	03/16/23 12:37	n/a	(unrelated sample)
ZZZZZZ	7W01018.D	03/16/23 13:08	n/a	(unrelated sample)
ZZZZZZ	7W01019.D	03/16/23 13:46	n/a	(unrelated sample)
ZZZZZZ	7W01020.D	03/16/23 14:42	n/a	(unrelated sample)
ZZZZZZ	7W01021.D	03/16/23 15:16	n/a	(unrelated sample)
JD61695-1	7W01022.D	03/16/23 16:58	n/a	(used for QC only; not part of job JD61280)
JD61695-1DUP	7W01023.D	03/16/23 17:32	n/a	Duplicate
ZZZZZZ	7W01024.D	03/16/23 18:07	n/a	(unrelated sample)
ZZZZZZ	7W01025.D	03/16/23 18:41	n/a	(unrelated sample)
ZZZZZZ	7W01026.D	03/16/23 19:20	n/a	(unrelated sample)
ZZZZZZ	7W01027.D	03/16/23 19:55	n/a	(unrelated sample)
ZZZZZZ	7W01028.D	03/16/23 20:30	n/a	(unrelated sample)
ZZZZZZ	7W01029.D	03/16/23 21:05	n/a	(unrelated sample)
ZZZZZZ	7W01030.D	03/16/23 21:40	n/a	(unrelated sample)
ZZZZZZ	7W01031.D	03/16/23 22:15	n/a	(unrelated sample)
ZZZZZZ	7W01033.D	03/16/23 23:35	n/a	(unrelated sample)
ZZZZZZ	7W01034.D	03/17/23 00:11	n/a	(unrelated sample)
JD61280-1	7W01035.D	03/17/23 00:47	n/a	SV-48
JD61280-2	7W01036.D	03/17/23 01:23	n/a	SV-50
JD61280-3	7W01037.D	03/17/23 01:59	n/a	IA-48
JD61280-4	7W01038.D	03/17/23 02:36	n/a	IA-50

Run Sequence Report

Job Number: JD61280
Account: CARICH C. A. Rich Consultants
Project: Brent Mako Building 3 Investigation, Enter Lane, Islandia, NY

Run ID: V7W5 **Method:** TO-15 **Instrument ID:** GCMS7W

Lab Sample ID	Lab File ID	Date/Time Analyzed	Prep QC Batch	Client Sample ID
V7W5-BFB	7W00090.D	11/30/22 09:57	n/a	BFB Tune
V7W5-IC0005	7W00093.D	11/30/22 11:33	n/a	Initial cal 0.04
V7W5-IC0005	7W00094.D	11/30/22 12:06	n/a	Initial cal 0.1
V7W5-IC0005	7W00095.D	11/30/22 12:38	n/a	Initial cal 0.2
V7W5-IC0005	7W00096.D	11/30/22 13:09	n/a	Initial cal 0.5
V7W5-IC0005	7W00098.D	11/30/22 14:12	n/a	Initial cal 5
V7W5-ICC0005	7W00099.D	11/30/22 14:44	n/a	Initial cal 10
V7W5-IC0005	7W00100.D	11/30/22 15:16	n/a	Initial cal 20
V7W5-IC0005	7W00101.D	11/30/22 15:51	n/a	Initial cal 40
V7W5-IC0005	7W00102.D	11/30/22 16:26	n/a	Initial cal 50
V7W5-ICV0005	7W00105.D	11/30/22 17:59	n/a	Initial cal verification 10

Run Sequence Report

Job Number: JD61280
Account: CARICH C. A. Rich Consultants
Project: Brent Mako Building 3 Investigation, Enter Lane, Islandia, NY

Run ID: V7W51 **Method:** TO-15 **Instrument ID:** GCMS7W

Lab Sample ID	Lab File ID	Date/Time Analyzed	Prep QC Batch	Client Sample ID
V7W51-BFB	7W01095.D	03/20/23 13:30	n/a	BFB Tune
V7W51-CC0005	7W01097.D	03/20/23 14:51	n/a	Continuing cal 10
V7W51-BS	7W01098.D	03/20/23 15:37	n/a	Blank Spike
V7W51-BSD	7W01099.D	03/20/23 16:08	n/a	Blank Spike Duplicate
V7W51-MB	7W01102.D	03/20/23 18:01	n/a	Method Blank
JD61394-1	7W01103.D	03/20/23 18:32	n/a	(used for QC only; not part of job JD61280)
JD61394-1DUP	7W01104.D	03/20/23 19:04	n/a	Duplicate
ZZZZZZ	7W01105.D	03/20/23 19:36	n/a	(unrelated sample)
JD61280-3	7W01106.D	03/20/23 20:06	n/a	IA-48
JD61280-4	7W01107.D	03/20/23 20:38	n/a	IA-50
JD61280-5	7W01108.D	03/20/23 21:14	n/a	OA-AA
ZZZZZZ	7W01109.D	03/20/23 21:44	n/a	(unrelated sample)
ZZZZZZ	7W01110.D	03/20/23 22:16	n/a	(unrelated sample)
ZZZZZZ	7W01111.D	03/20/23 22:47	n/a	(unrelated sample)
ZZZZZZ	7W01112.D	03/20/23 23:18	n/a	(unrelated sample)
ZZZZZZ	7W01113.D	03/20/23 23:50	n/a	(unrelated sample)
ZZZZZZ	7W01114.D	03/21/23 00:29	n/a	(unrelated sample)
ZZZZZZ	7W01115.D	03/21/23 01:04	n/a	(unrelated sample)
ZZZZZZ	7W01116.D	03/21/23 01:36	n/a	(unrelated sample)

MS Volatiles

Raw Data

Manual Integrations APPROVED (compounds with "m" flag)
Kanya Veerawat 03/21/23 12:24

Quantitation Report (QT Reviewed)

Data Path : C:\msdchem\1\data\7w\
Data File : 7w01035.D
Acq On : 17 Mar 2023 12:47 am
Operator : thomash
Sample : jd61280-1
Misc : MS67132,V7W0047,400,,,,1
ALS Vial : 4 Sample Multiplier: 1

Quant Time: Mar 21 10:35:11 2023
Quant Method : C:\msdchem\1\methods\M7W0005.M
Quant Title : TO15 by GCMS w/DB-1, 30m X 0.25mm ID X 0.5 um
QLast Update : Wed Dec 07 14:36:34 2022
Response via : Initial Calibration

Compound	R.T.	QIon	Response	Conc	Units	Dev(Min)
Internal Standards						
1) BROMOCHLOROMETHANE	3.569	128	84163	10.00	PPBV	0.00
52) 1,4-DIFLUOROBENZENE	4.955	114	414448	10.00	PPBV	0.00
76) CHLOROBENZENE-D5	10.791	117	353082	10.00	PPBV	0.00
System Monitoring Compounds						
87) 4-BROMOFLUOROBENZENE	14.215	95	219582	9.20	PPBV	0.00
Target Compounds						Qvalue
3) FREON 152A	1.804	65	1367	0.25	PPBV #	53
4) CHLORODIFLUOROMETHANE	1.820	67	719	0.25	PPBV #	39
6) DICHLORODIFLUOROMETHANE	1.852	85	16451	0.38	PPBV #	97
12) 1,3-BUTADIENE	2.010	54	2310	0.21	PPBV #	1
13) N-BUTANE	2.026	43	10528	0.51	PPBV	97
17) ACETONITRILE	2.254	41	7320	0.60	PPBV #	81
18) ACROLEIN	2.296	56	1635	0.25	PPBV #	82
21) TRICHLOROFLUOROMETHANE	2.399	101	10202	0.23	PPBV	96
22) ISOPROPYL ALCOHOL	2.431	45	381450	12.58	PPBV #	94
23) ACETONE	2.344	58	74424	9.56	PPBV	73
24) PENTANE	2.518	42	2766	0.18	PPBV	98
28) ETHANOL	2.187	45	70853	11.22	PPBV #	96
31) METHYLENE CHLORIDE	2.643	84	14224	0.88	PPBV #	73
35) TERTIARY BUTYL ALCOHOL	2.656	59	17520	0.45	PPBV #	89
37) TETRAHYDROFURAN	3.897	72	11113	1.86	PPBV #	73
39) VINYL ACETATE	3.161	86	750	0.20	PPBV #	44
41) METHYL ETHYL KETONE	3.283	72	8149	1.26	PPBV #	68
44) ETHYL ACETATE	3.647	61	6366	1.58	PPBV #	1
46) CHLOROFORM	3.647	83	21811	0.79	PPBV #	83
48) 1,1,1-TRICHLOROETHANE	4.270	97	82050	2.99	PPBV	98
51) BENZENE	4.611	78	80578	2.02	PPBV	93
53) CYCLOHEXANE	4.836	84	2071	0.13	PPBV #	70
55) TRICHLOROETHENE	5.569	95	815	0.05	PPBV	87
62) HEPTANE	6.007	43	2203	0.10	PPBV #	82
64) METHYL ISOBUTYL KETONE	6.730	58	2107	0.16	PPBV #	72
66) TOLUENE	7.830	91	516075	9.93	PPBV	100
70) 2-HEXANONE	8.476	58	2656	0.15	PPBV #	93
72) TETRACHLOROETHENE	9.621	164	30013	1.69	PPBV	91
78) CHLOROBENZENE	10.862	112	29412	0.81	PPBV	96
79) ETHYLBENZENE	11.765	91	24738	0.39	PPBV	98
80) M,P-XYLENE	12.164	91	67518	1.41	PPBV #	70
81) O-XYLENE	13.161	91	28163	0.57	PPBV	97
82) STYRENE	12.942	104	5416	0.16	PPBV	95
83) NONANE	14.283	43	3169	0.11	PPBV #	78
91) N-PROPYLBENZENE	16.032	120	4862	0.26	PPBV	99
96) 1,2,4-TRIMETHYLBENZENE	16.878	105	7504	0.13	PPBV #	34
98) M-DICHLOROBENZENE	16.935	146	17681	0.45	PPBV	98
99) P-DICHLOROBENZENE	17.016	146	7089m	0.18	PPBV	
100) O-DICHLOROBENZENE	17.302	146	5917	0.15	PPBV	95

(#) = qualifier out of range (m) = manual integration (+) = signals summed

7.1.1
7

Quantitation Report (QT Reviewed)

Data Path : C:\msdchem\1\data\7w\
Data File : 7w01035.D
Acq On : 17 Mar 2023 12:47 am
Operator : thomash
Sample : jd61280-1
Misc : MS67132,V7W0047,400,,,,1
ALS Vial : 4 Sample Multiplier: 1

Quant Time: Mar 21 10:35:11 2023
Quant Method : C:\msdchem\1\methods\M7W0005.M
Quant Title : TO15 by GCMS w/DB-1, 30m X 0.25mm ID X 0.5 um
QLast Update : Wed Dec 07 14:36:34 2022
Response via : Initial Calibration

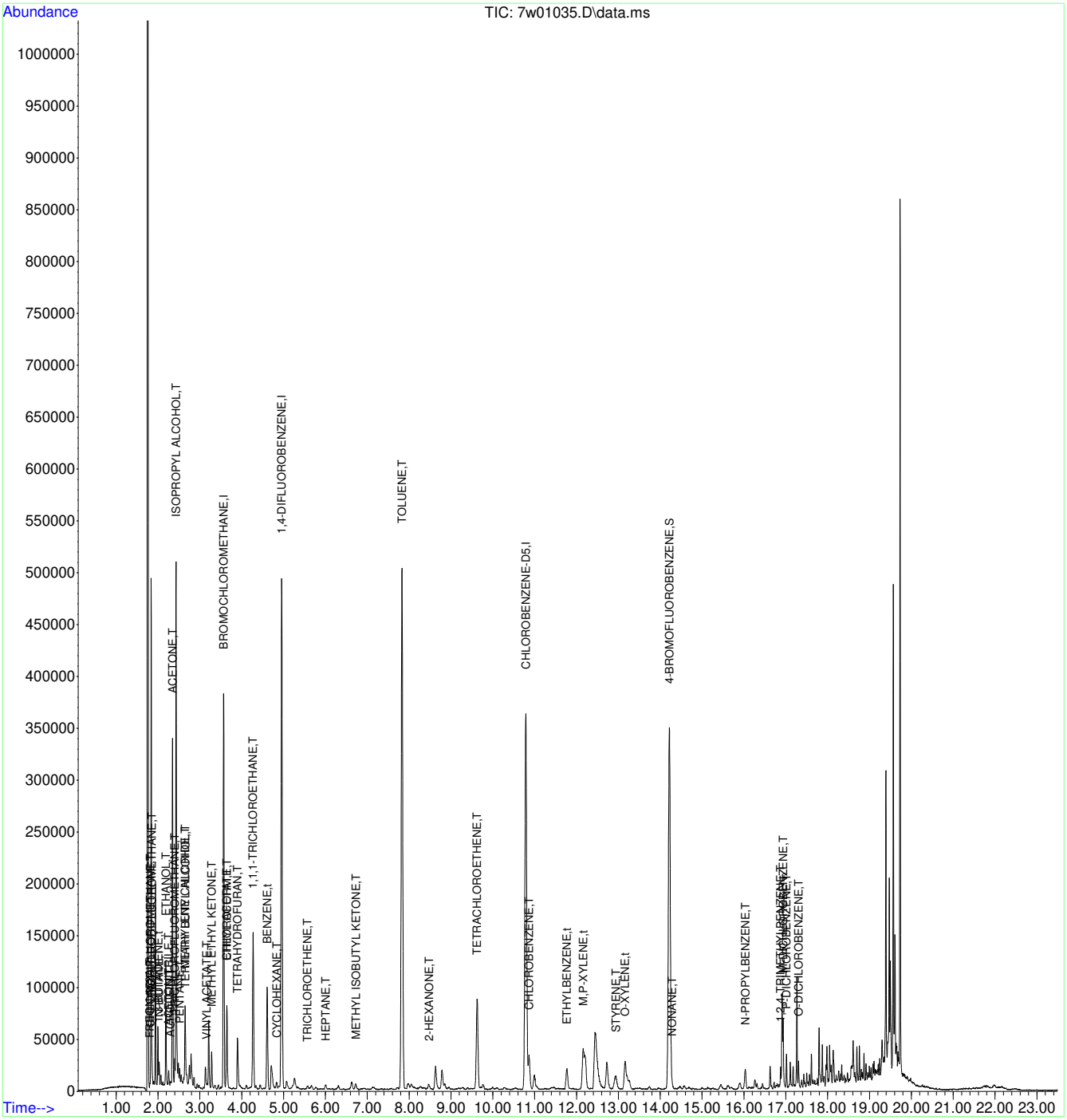

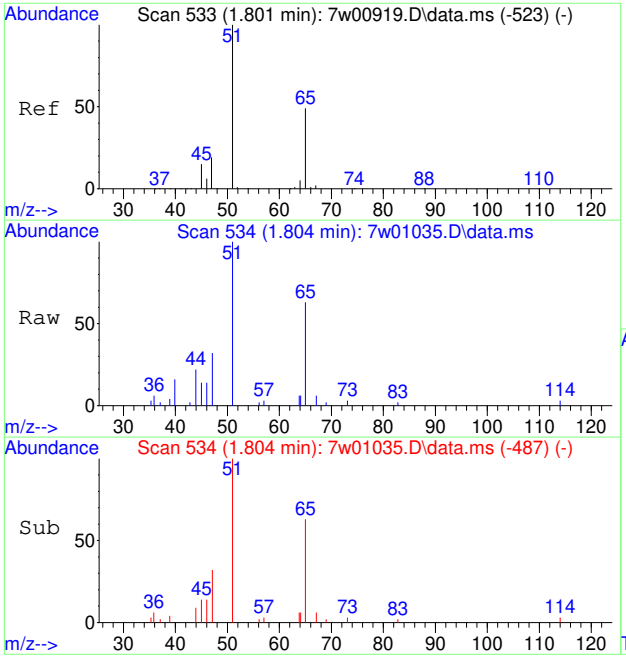

#3
FREON 152A
Concen: 0.25 PPBV
RT: 1.804 min Scan# 534
Delta R.T. 0.000 min
Lab File: 7w01035.D
Acq: 17 Mar 2023 12:47 am

Tgt Ion: 65 Resp: 1367

Ion	Ratio	Lower	Upper
65	100		
45	0.0	18.3	27.5#

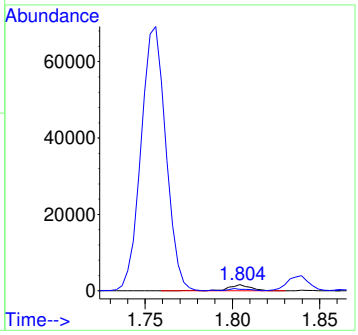

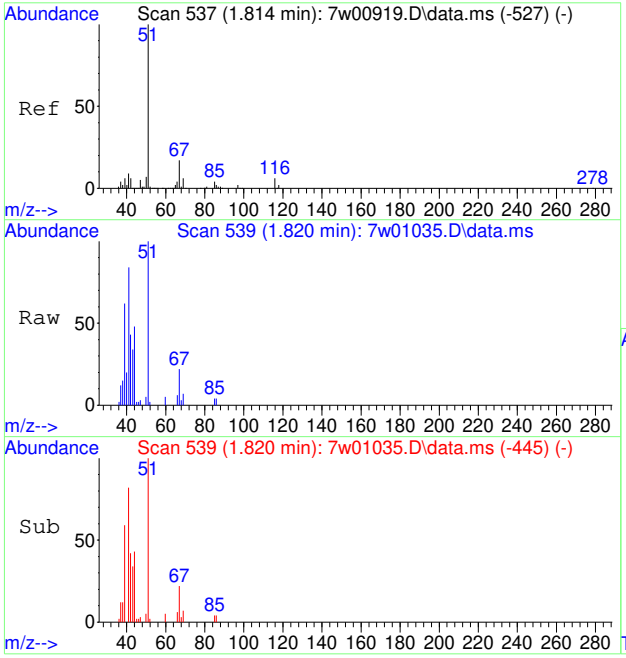

#4
CHLORODIFLUOROMETHANE
Concen: 0.25 PPBV
RT: 1.820 min Scan# 539
Delta R.T. 0.003 min
Lab File: 7w01035.D
Acq: 17 Mar 2023 12:47 am

Tgt Ion: 67 Resp: 719

Ion	Ratio	Lower	Upper
67	100		
69	0.0	28.8	43.2#

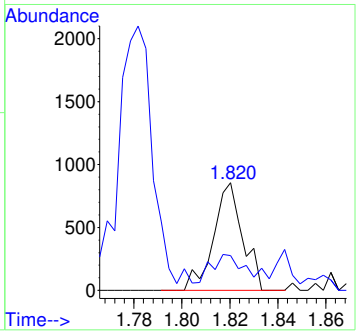

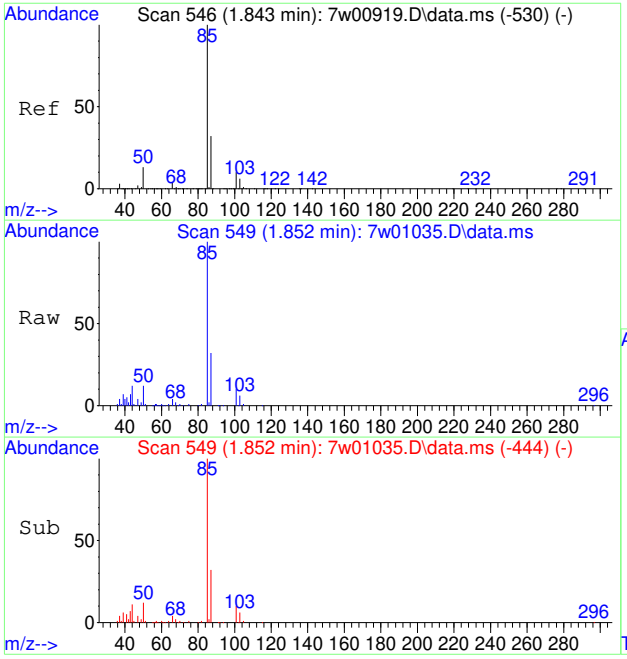

#6
DICHLORODIFLUOROMETHANE
Concen: 0.38 PPBV
RT: 1.852 min Scan# 549
Delta R.T. 0.006 min
Lab File: 7w01035.D
Acq: 17 Mar 2023 12:47 am

Tgt Ion: 85 Resp: 16451

Ion	Ratio	Lower	Upper
85	100		
87	31.5	25.8	38.6
50	12.2	7.4	11.2#

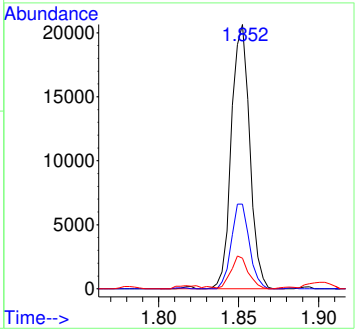

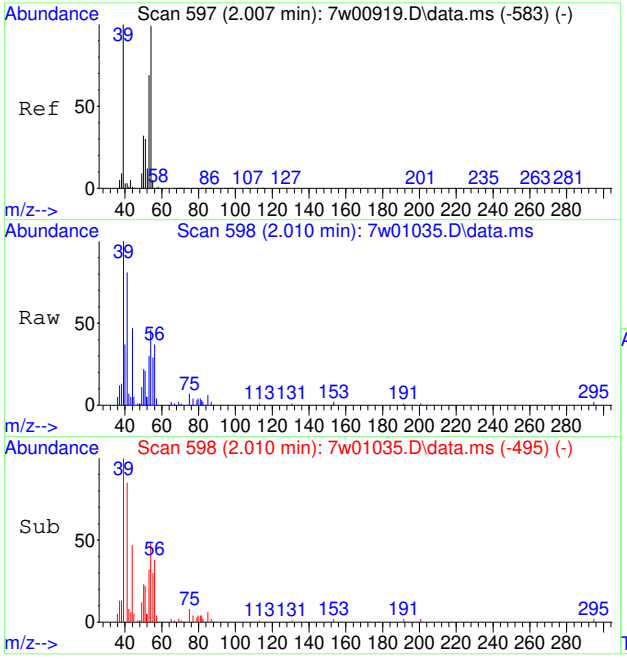

#12
1,3-BUTADIENE
Concen: 0.21 PPBV
RT: 2.010 min Scan# 598
Delta R.T. 0.000 min
Lab File: 7w01035.D
Acq: 17 Mar 2023 12:47 am

Tgt Ion: 54 Resp: 2310

Ion	Ratio	Lower	Upper
54	100		
39	593.6	75.6	115.6#
53	119.6	49.8	89.8#

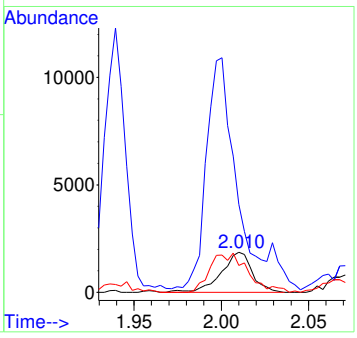

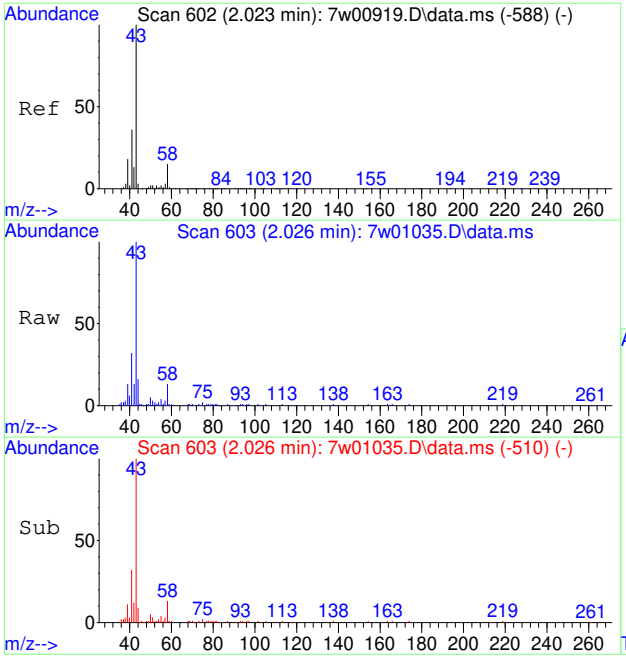

#13
N-BUTANE
Concen: 0.51 PPBV
RT: 2.026 min Scan# 603
Delta R.T. 0.000 min
Lab File: 7w01035.D
Acq: 17 Mar 2023 12:47 am

Tgt Ion: 43 Resp: 10528

Ion	Ratio	Lower	Upper
43	100		
58	16.3	14.2	21.2
44	5.1	4.2	6.4

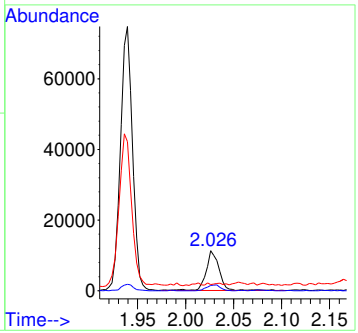

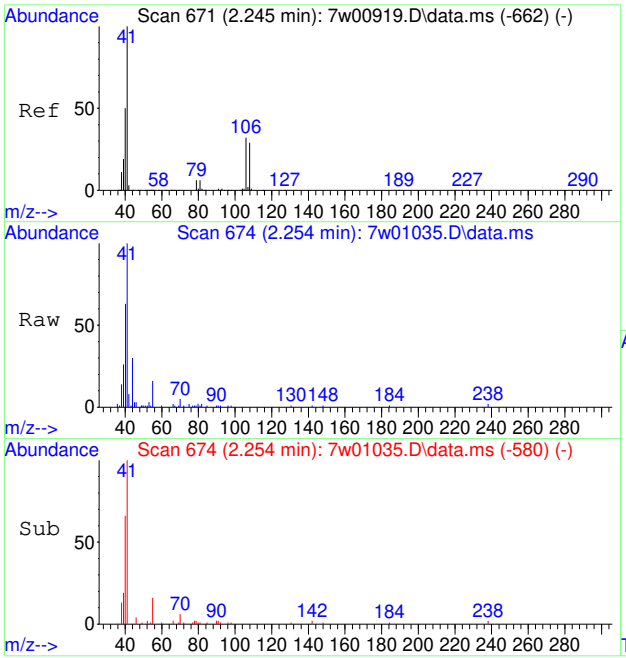

#17
ACETONITRILE
Concen: 0.60 PPBV
RT: 2.254 min Scan# 674
Delta R.T. 0.003 min
Lab File: 7w01035.D
Acq: 17 Mar 2023 12:47 am

Tgt Ion: 41 Resp: 7320

Ion	Ratio	Lower	Upper
41	100		
40	61.6	41.6	62.4
39	32.4	14.2	21.4#

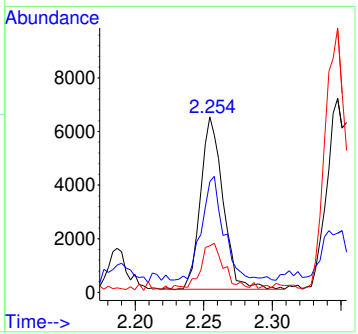

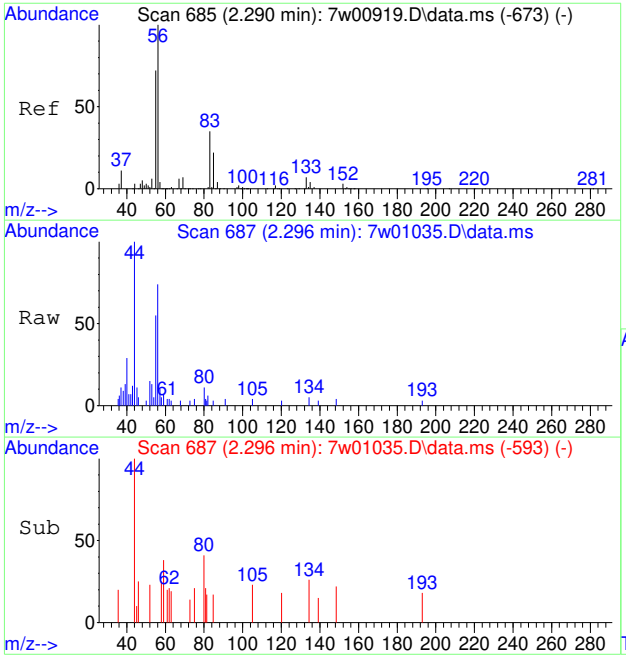

#18
ACROLEIN
Concen: 0.25 PPBV
RT: 2.296 min Scan# 687
Delta R.T. 0.003 min
Lab File: 7w01035.D
Acq: 17 Mar 2023 12:47 am

Tgt Ion: 56 Resp: 1635

Ion	Ratio	Lower	Upper
56	100		
55	84.8	56.0	84.0#

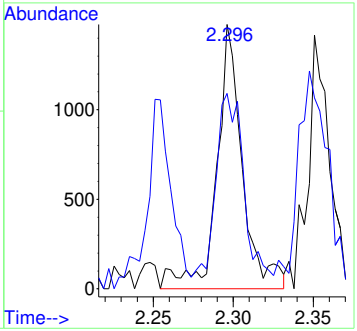

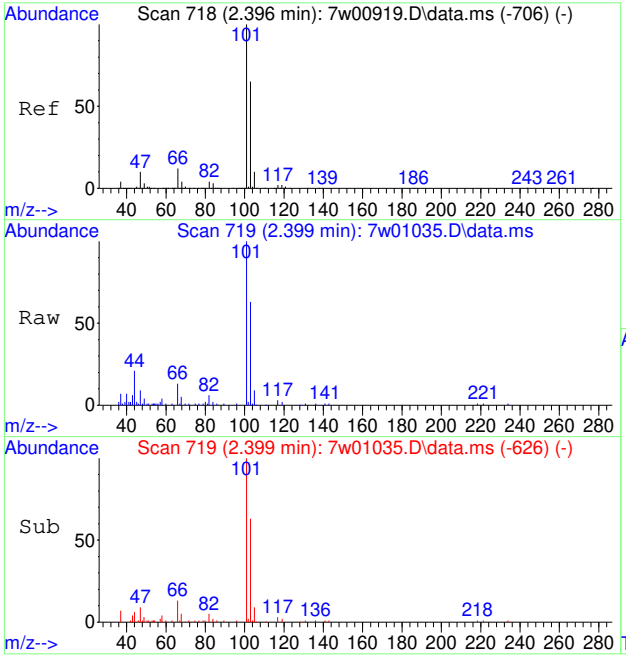

#21
TRICHLOROFLUOROMETHANE
Concen: 0.23 PPBV
RT: 2.399 min Scan# 719
Delta R.T. 0.000 min
Lab File: 7w01035.D
Acq: 17 Mar 2023 12:47 am

Tgt Ion:101 Resp: 10202

Ion	Ratio	Lower	Upper
101	100		
103	68.0	51.8	77.6
105	9.2	8.4	12.6

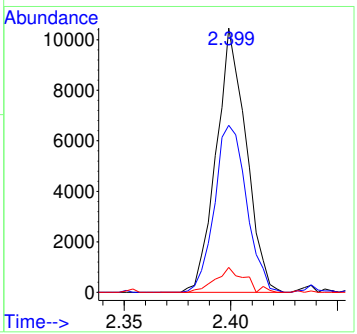

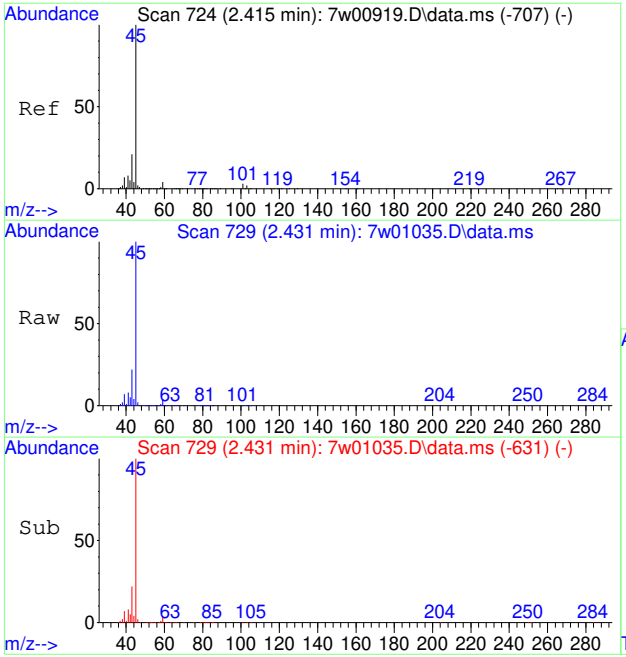

#22
ISOPROPYL ALCOHOL
Concen: 12.58 PPBV
RT: 2.431 min Scan# 729
Delta R.T. 0.016 min
Lab File: 7w01035.D
Acq: 17 Mar 2023 12:47 am

Tgt Ion: 45 Resp: 381450

Ion	Ratio	Lower	Upper
45	100		
43	22.7	15.5	23.3
59	4.0	4.1	6.1#

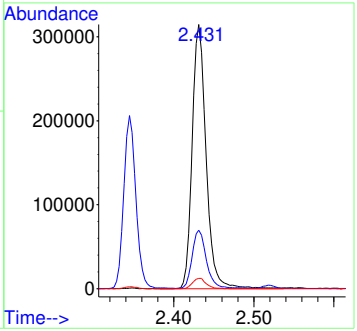

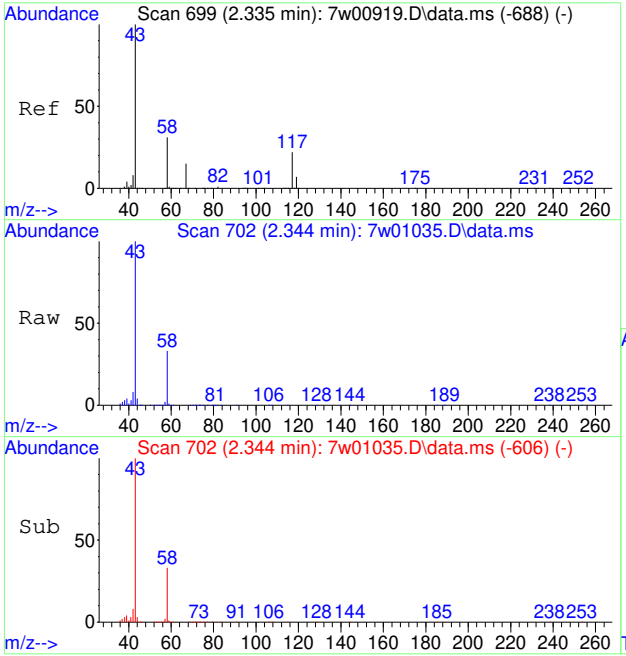

#23
ACETONE
Concen: 9.56 PPBV
RT: 2.344 min Scan# 702
Delta R.T. 0.009 min
Lab File: 7w01035.D
Acq: 17 Mar 2023 12:47 am

Tgt Ion: 58 Resp: 74424

Ion	Ratio	Lower	Upper
58	100		
43	291.5	195.9	293.9

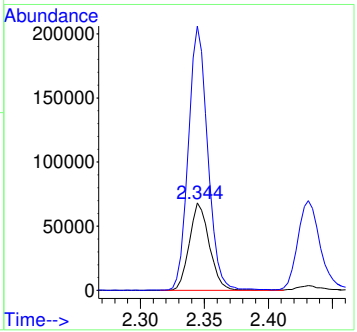

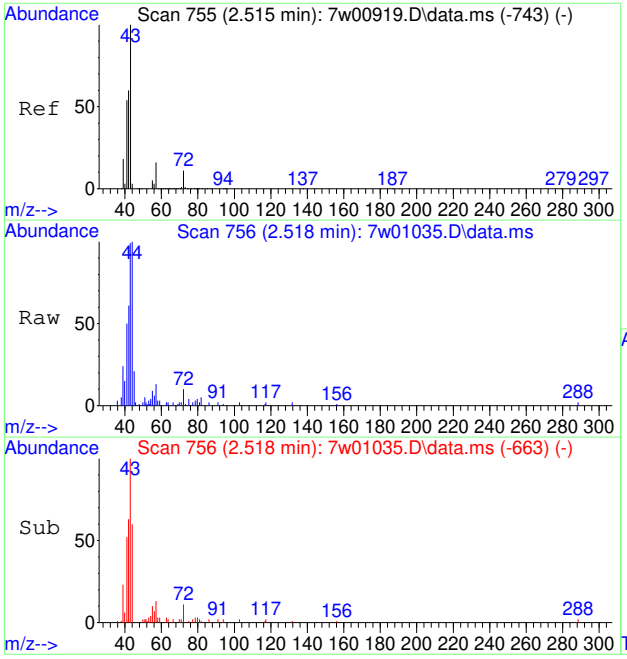

#24
PENTANE
Concen: 0.18 PPBV
RT: 2.518 min Scan# 756
Delta R.T. 0.000 min
Lab File: 7w01035.D
Acq: 17 Mar 2023 12:47 am

Tgt Ion: 42 Resp: 2766

Ion	Ratio	Lower	Upper
42	100		
41	85.3	69.5	104.3
57	32.3	27.4	41.0

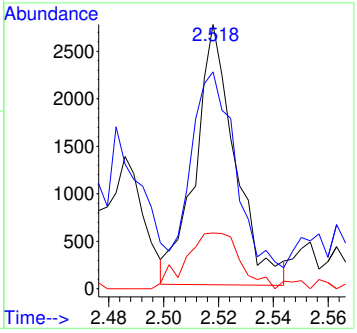

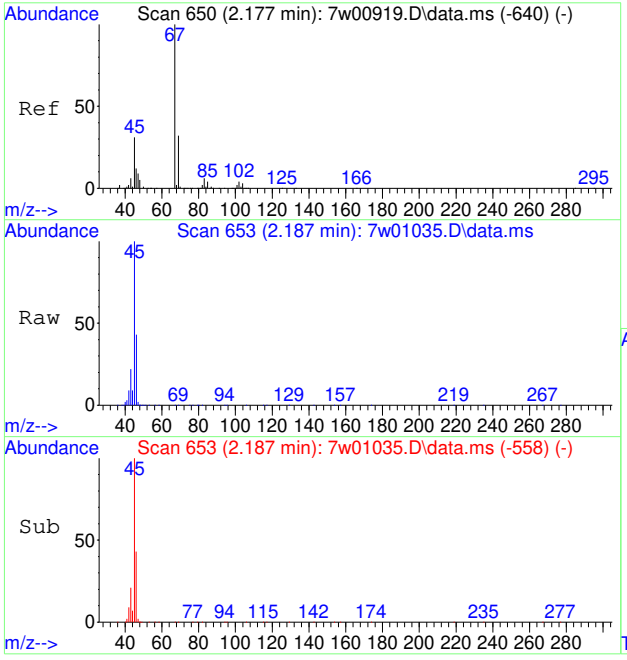

#28
ETHANOL
Concen: 11.22 PPBV
RT: 2.187 min Scan# 653
Delta R.T. 0.006 min
Lab File: 7w01035.D
Acq: 17 Mar 2023 12:47 am

Tgt Ion: 45 Resp: 70853

Ion	Ratio	Lower	Upper
45	100		
46	40.5	34.1	51.1
42	9.6	6.1	9.1#

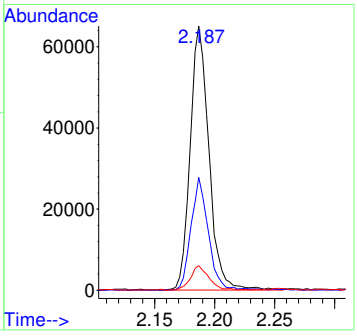

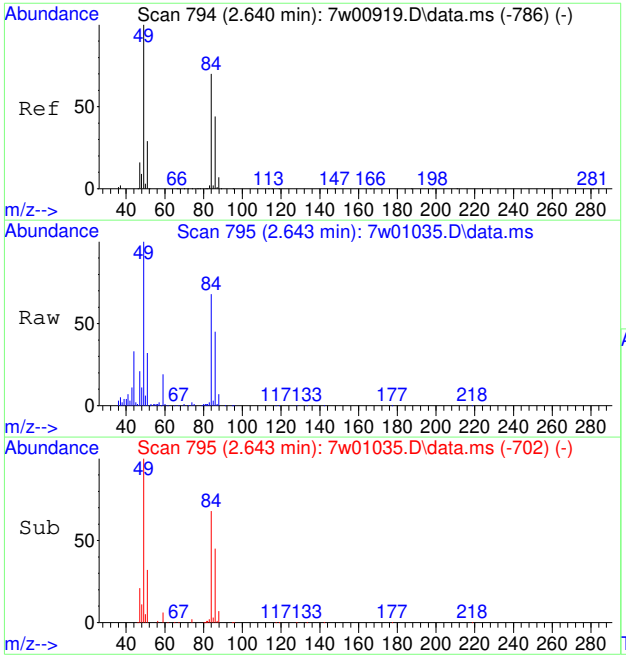

#31
METHYLENE CHLORIDE
Concen: 0.88 PPBV
RT: 2.643 min Scan# 795
Delta R.T. -0.001 min
Lab File: 7w01035.D
Acq: 17 Mar 2023 12:47 am

Tgt Ion: 84 Resp: 14224

Ion	Ratio	Lower	Upper
84	100		
86	65.2	50.9	76.3
49	141.3	78.6	118.0#

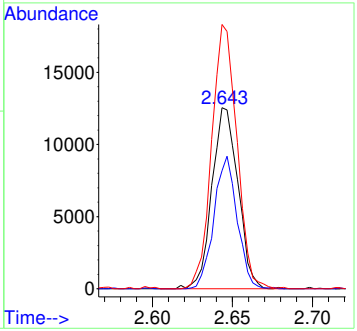

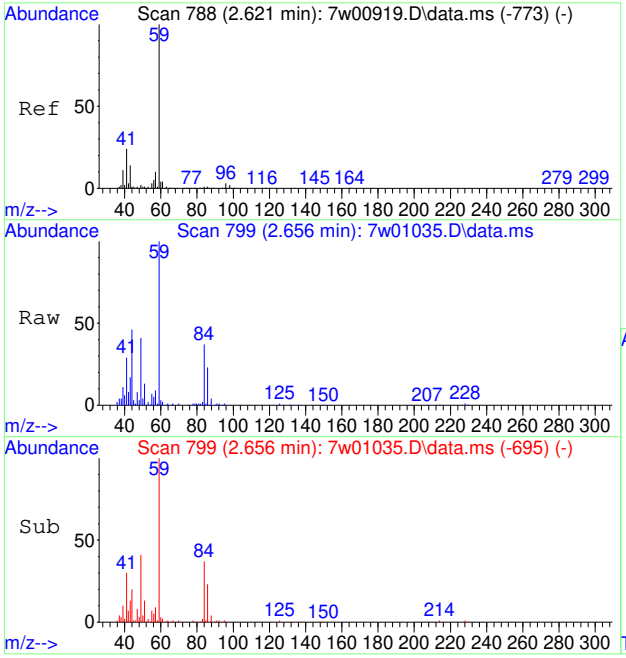

#35
TERTIARY BUTYL ALCOHOL
Concen: 0.45 PPBV
RT: 2.656 min Scan# 799
Delta R.T. 0.035 min
Lab File: 7w01035.D
Acq: 17 Mar 2023 12:47 am

Tgt Ion: 59 Resp: 17520

Ion	Ratio	Lower	Upper
59	100		
41	34.5	29.9	44.9
43	22.8	8.9	13.3#

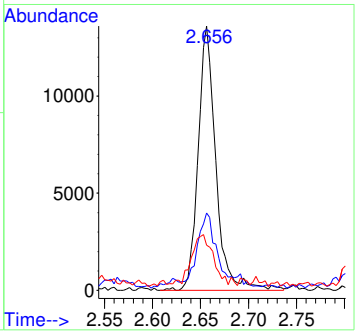

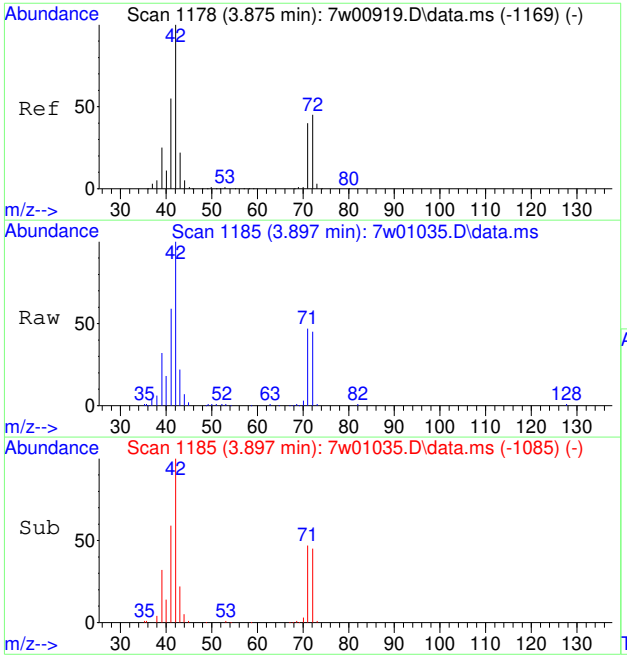

#37
TETRAHYDROFURAN
Concen: 1.86 PPBV
RT: 3.897 min Scan# 1185
Delta R.T. 0.022 min
Lab File: 7w01035.D
Acq: 17 Mar 2023 12:47 am

Tgt Ion: 72 Resp: 11113

Ion	Ratio	Lower	Upper
72	100		
42	237.9	149.0	223.6#
71	103.8	74.5	111.7

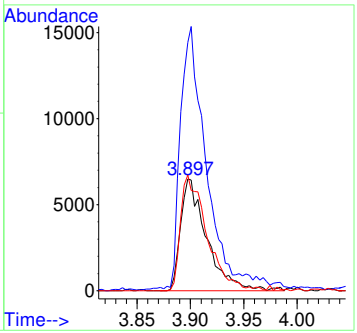

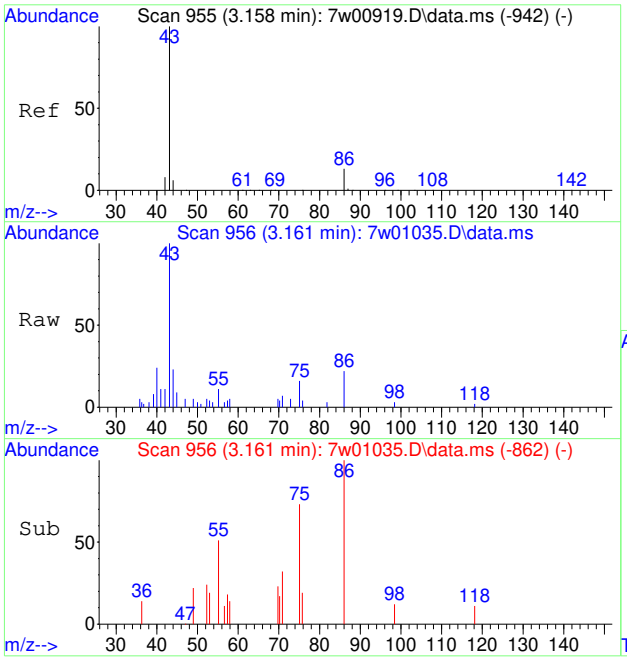

#39
VINYL ACETATE
Concen: 0.20 PPBV
RT: 3.161 min Scan# 956
Delta R.T. 0.003 min
Lab File: 7w01035.D
Acq: 17 Mar 2023 12:47 am

Tgt Ion: 86 Resp: 750

Ion	Ratio	Lower	Upper
86	100		
43	992.7	626.3	939.5#
44	0.0	34.5	51.7#

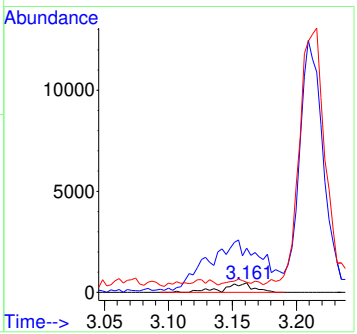

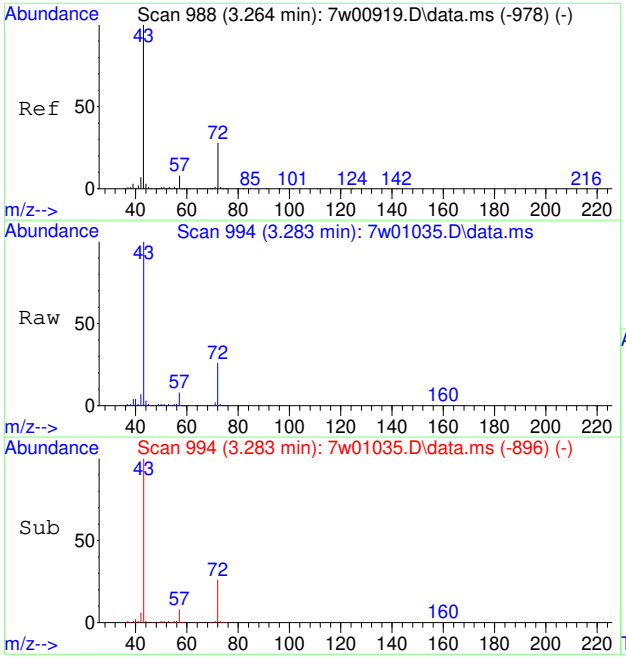

#41
METHYL ETHYL KETONE
Concen: 1.26 PPBV
RT: 3.283 min Scan# 994
Delta R.T. 0.016 min
Lab File: 7w01035.D
Acq: 17 Mar 2023 12:47 am

Tgt Ion: 72 Resp: 8149

Ion	Ratio	Lower	Upper
72	100		
57	35.9	22.2	33.4#
43	384.7	252.6	378.8#

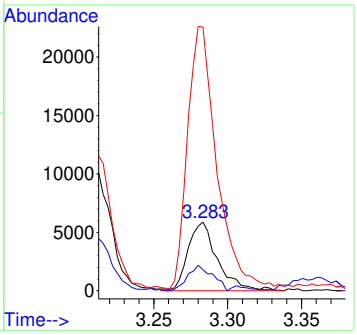

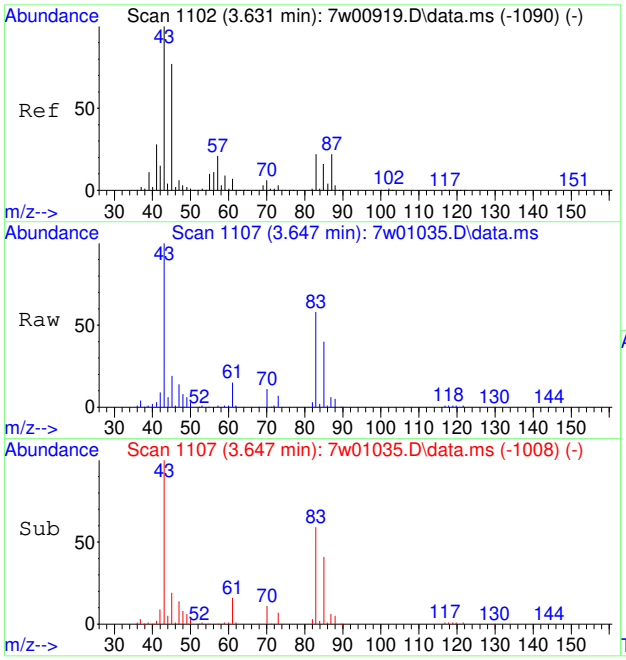

#44
ETHYL ACETATE
Concen: 1.58 PPBV
RT: 3.647 min Scan# 1107
Delta R.T. 0.020 min
Lab File: 7w01035.D
Acq: 17 Mar 2023 12:47 am

Tgt Ion: 61 Resp: 6366

Ion	Ratio	Lower	Upper
61	100		
43	645.7	986.2	1479.2#
88	27.8	38.8	58.2#

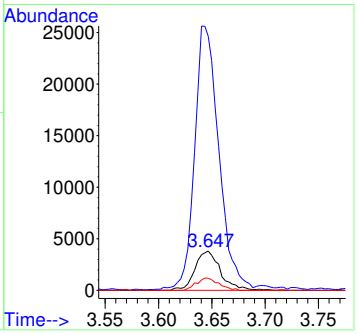

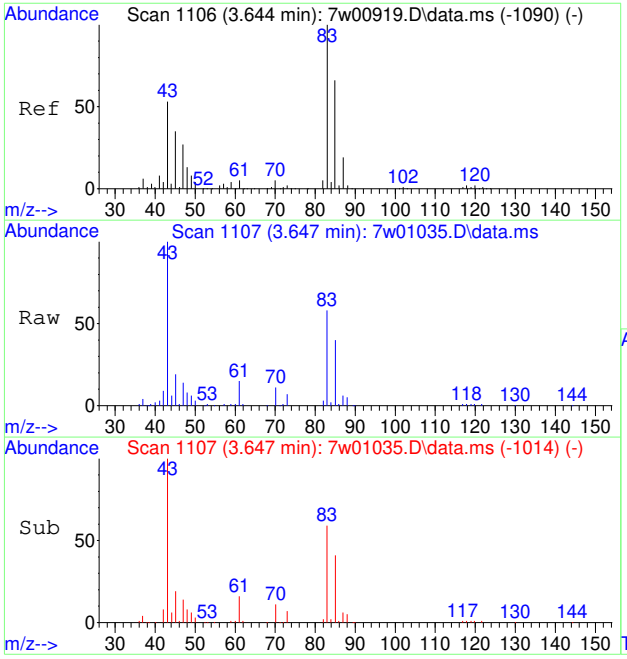

#46
CHLOROFORM
Concen: 0.79 PPBV
RT: 3.647 min Scan# 1107
Delta R.T. -0.000 min
Lab File: 7w01035.D
Acq: 17 Mar 2023 12:47 am

Tgt Ion: 83 Resp: 21811

Ion	Ratio	Lower	Upper
83	100		
85	64.6	64.2	96.4
47	26.0	15.2	22.8#

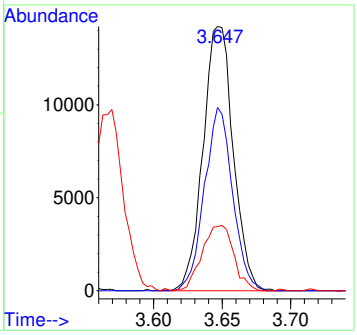

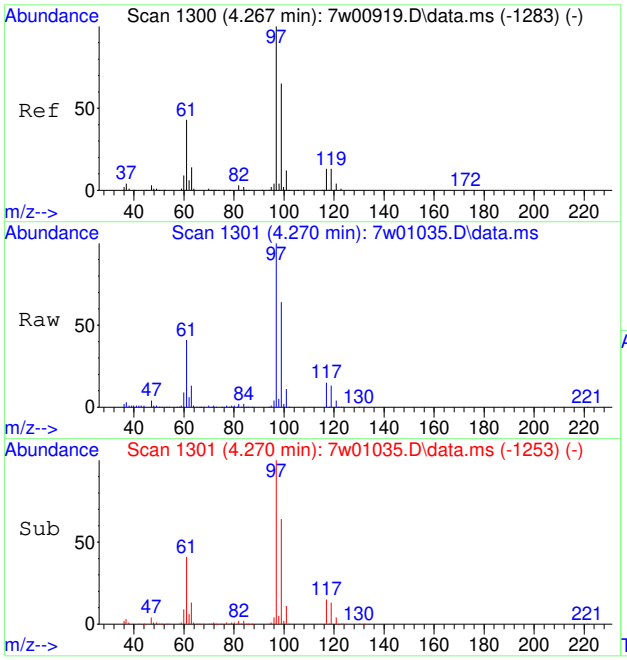

#48
1,1,1-TRICHLOROETHANE
Concen: 2.99 PPBV
RT: 4.270 min Scan# 1301
Delta R.T. 0.003 min
Lab File: 7w01035.D
Acq: 17 Mar 2023 12:47 am

Tgt Ion: 97 Resp: 82050

Ion	Ratio	Lower	Upper
97	100		
99	61.6	50.8	76.2
61	42.6	34.8	52.2

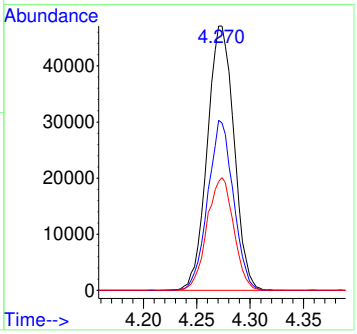

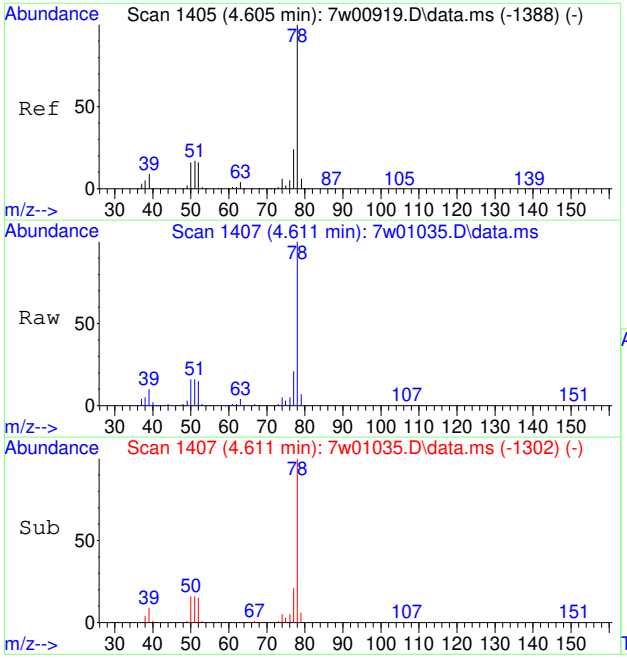

#51
BENZENE
Concen: 2.02 PPBV
RT: 4.611 min Scan# 1407
Delta R.T. 0.006 min
Lab File: 7w01035.D
Acq: 17 Mar 2023 12:47 am

Tgt Ion: 78 Resp: 80578

Ion	Ratio	Lower	Upper
78	100		
52	16.2	0.0	34.0
51	17.1	0.0	33.5

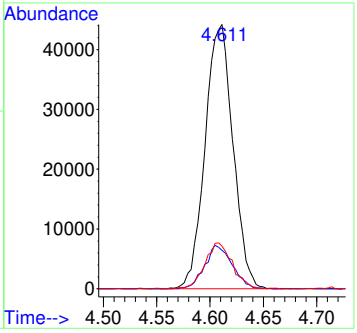

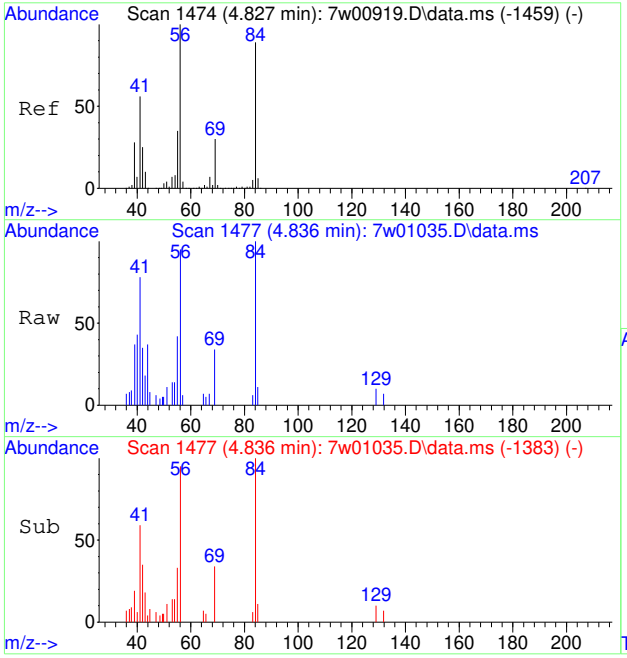

#53
CYCLOHEXANE
Concen: 0.13 PPBV
RT: 4.836 min Scan# 1477
Delta R.T. 0.003 min
Lab File: 7w01035.D
Acq: 17 Mar 2023 12:47 am

Tgt Ion: 84 Resp: 2071

Ion	Ratio	Lower	Upper
84	100		
69	44.8	28.2	42.2#
56	145.8	88.1	132.1#

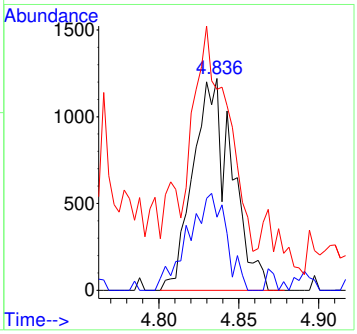

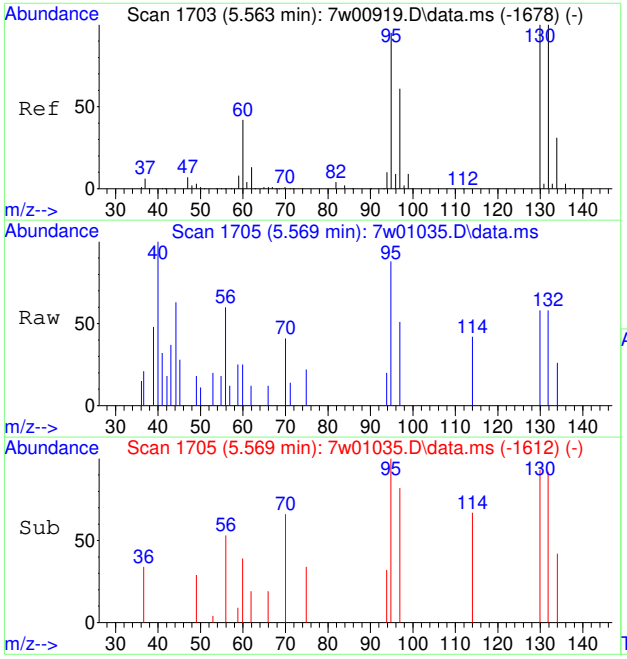

#55
TRICHLOROETHENE
Concen: 0.05 PPBV
RT: 5.569 min Scan# 1705
Delta R.T. 0.000 min
Lab File: 7w01035.D
Acq: 17 Mar 2023 12:47 am

Tgt Ion: 95 Resp: 815

Ion	Ratio	Lower	Upper
95	100		
130	86.9	83.2	124.8
132	82.6	79.8	119.6
97	63.4	51.3	76.9

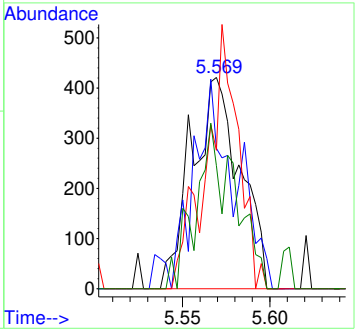

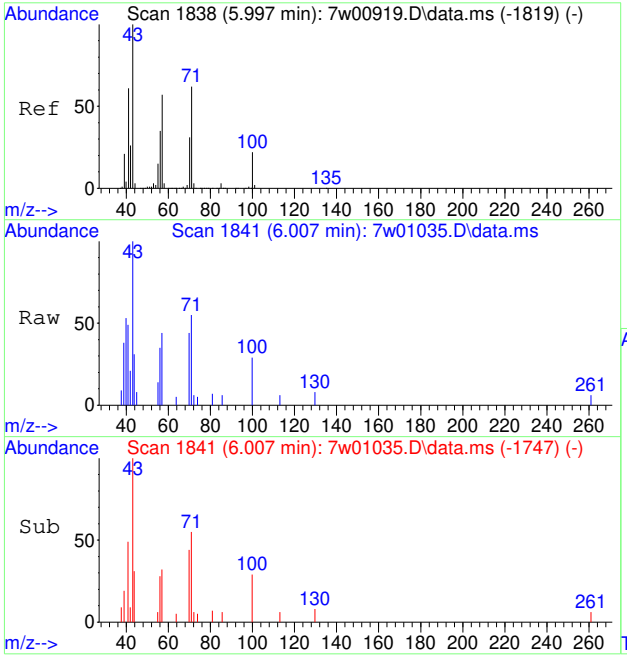

#62
HEPTANE
Concen: 0.10 PPBV
RT: 6.007 min Scan# 1841
Delta R.T. 0.003 min
Lab File: 7w01035.D
Acq: 17 Mar 2023 12:47 am

Tgt Ion: 43 Resp: 2203

Ion	Ratio	Lower	Upper
43	100		
71	55.7	60.6	90.8#
57	53.6	50.2	75.4

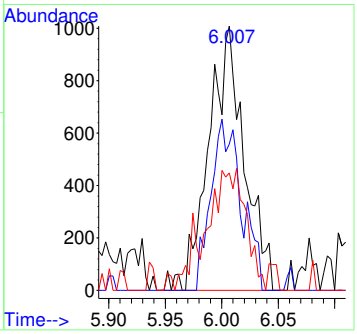

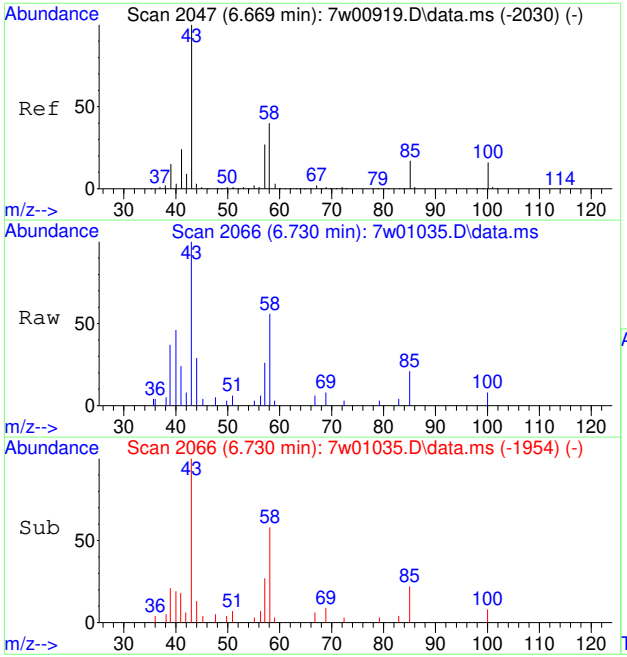

#64
METHYL ISOBUTYL KETONE
Concen: 0.16 PPBV
RT: 6.730 min Scan# 2066
Delta R.T. 0.061 min
Lab File: 7w01035.D
Acq: 17 Mar 2023 12:47 am

Tgt Ion: 58 Resp: 2107

Ion	Ratio	Lower	Upper
58	100		
43	268.0	168.2	252.4#
100	32.7	33.6	50.4#
85	45.3	36.7	55.1

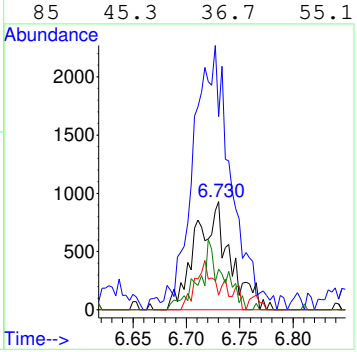

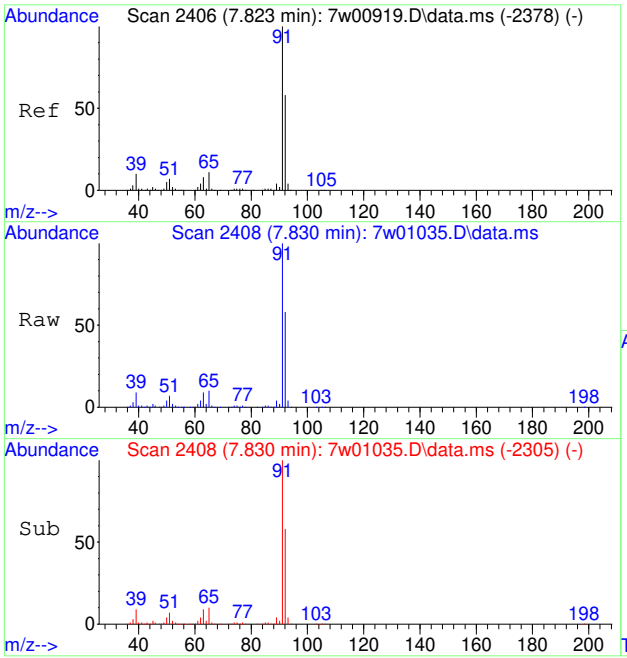

#66
TOLUENE
Concen: 9.93 PPBV
RT: 7.830 min Scan# 2408
Delta R.T. 0.003 min
Lab File: 7w01035.D
Acq: 17 Mar 2023 12:47 am

Tgt Ion: 91 Resp: 516075

Ion	Ratio	Lower	Upper
91	100		
92	59.2	38.9	78.9

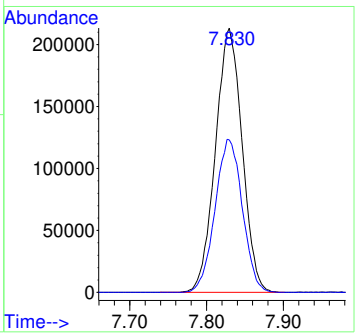

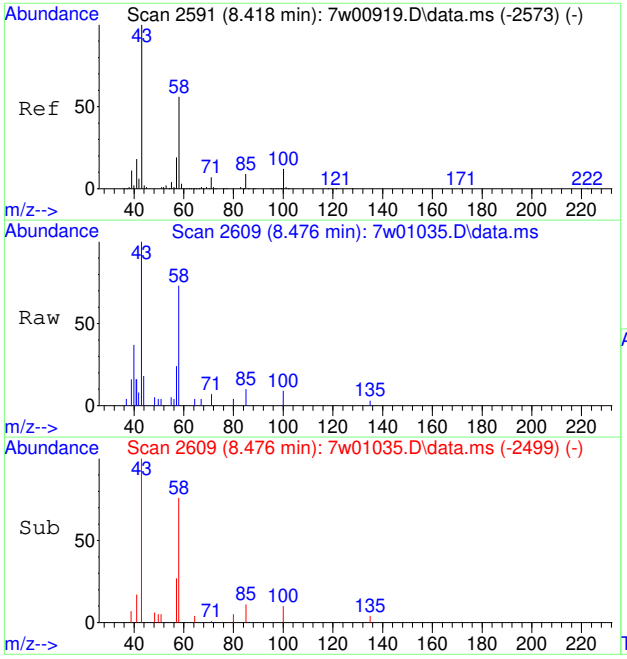

#70
2-HEXANONE
Concen: 0.15 PPBV
RT: 8.476 min Scan# 2609
Delta R.T. 0.055 min
Lab File: 7w01035.D
Acq: 17 Mar 2023 12:47 am

Tgt Ion: 58 Resp: 2656

Ion	Ratio	Lower	Upper
58	100		
43	150.6	120.6	181.0
100	0.0	19.3	28.9#

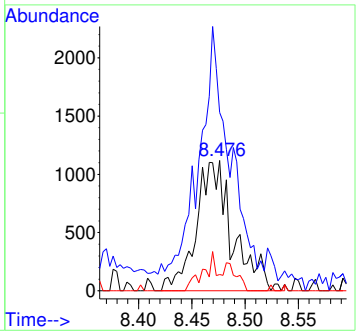

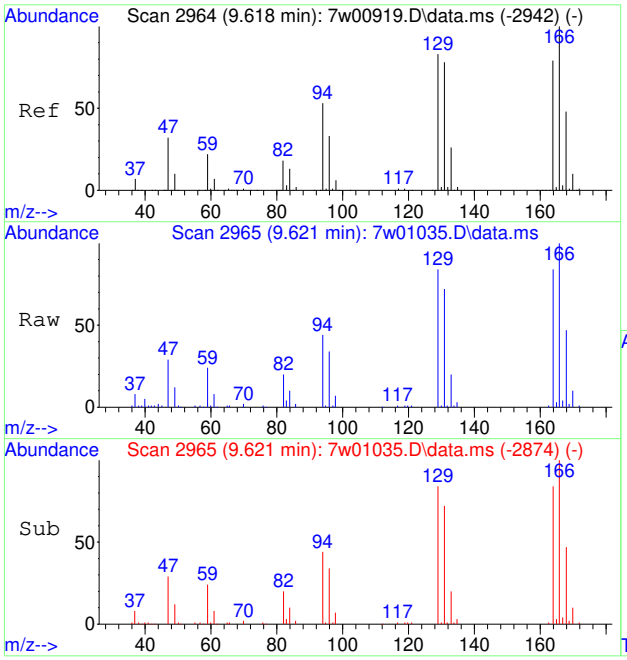

#72
TETRACHLOROETHENE
Concen: 1.69 PPBV
RT: 9.621 min Scan# 2965
Delta R.T. -0.006 min
Lab File: 7w01035.D
Acq: 17 Mar 2023 12:47 am

Tgt Ion:164 Resp: 30013

Ion	Ratio	Lower	Upper
164	100		
129	99.8	72.0	108.0
168	58.3	48.6	72.8
131	96.5	69.0	103.6

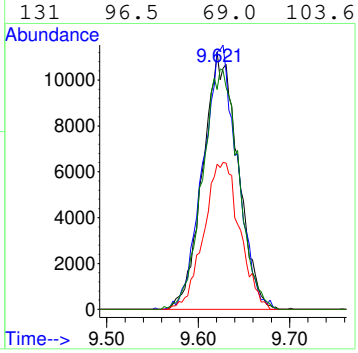

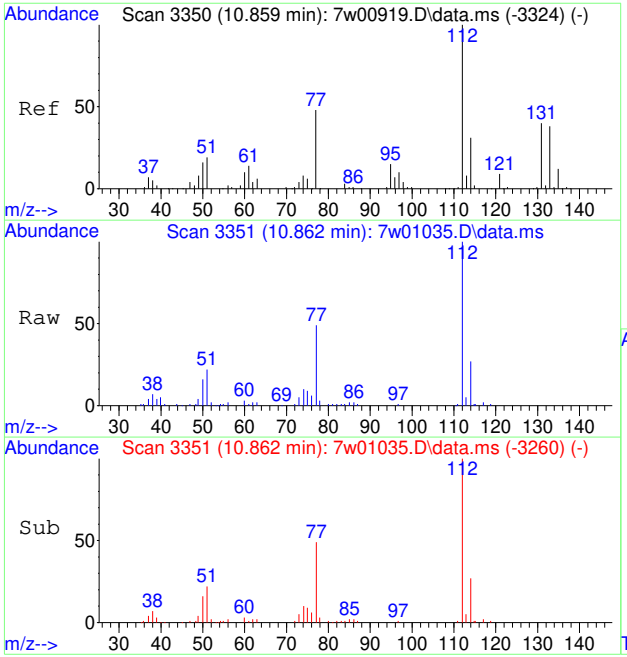

#78
CHLOROBENZENE
Concen: 0.81 PPBV
RT: 10.862 min Scan# 3351
Delta R.T. -0.006 min
Lab File: 7w01035.D
Acq: 17 Mar 2023 12:47 am

Tgt Ion:112 Resp: 29412

Ion	Ratio	Lower	Upper
112	100		
114	31.8	25.5	38.3
77	52.1	45.2	67.8

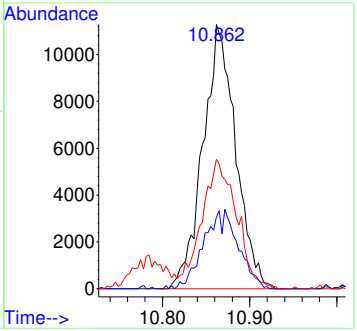

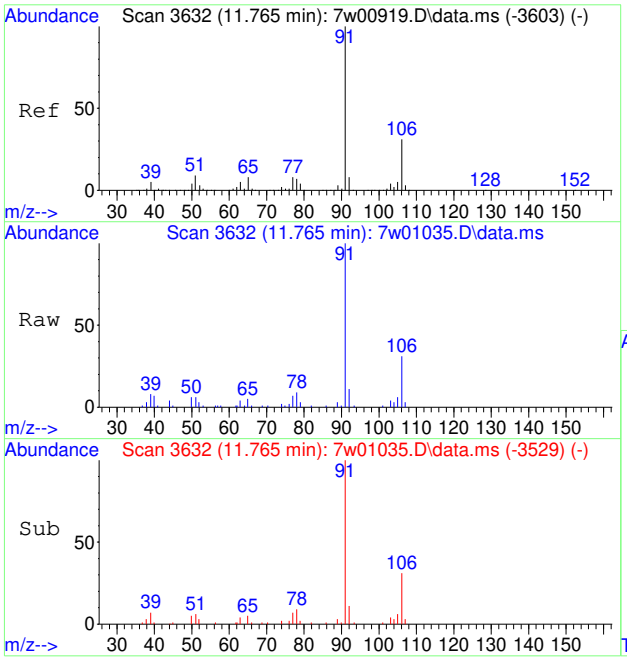

#79
ETHYLBENZENE
Concen: 0.39 PPBV
RT: 11.765 min Scan# 3632
Delta R.T. 0.000 min
Lab File: 7w01035.D
Acq: 17 Mar 2023 12:47 am

Tgt Ion: 91 Resp: 24738

Ion	Ratio	Lower	Upper
91	100		
106	32.6	11.7	51.7

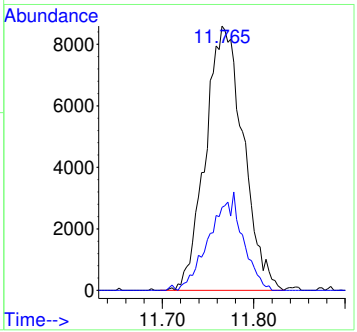

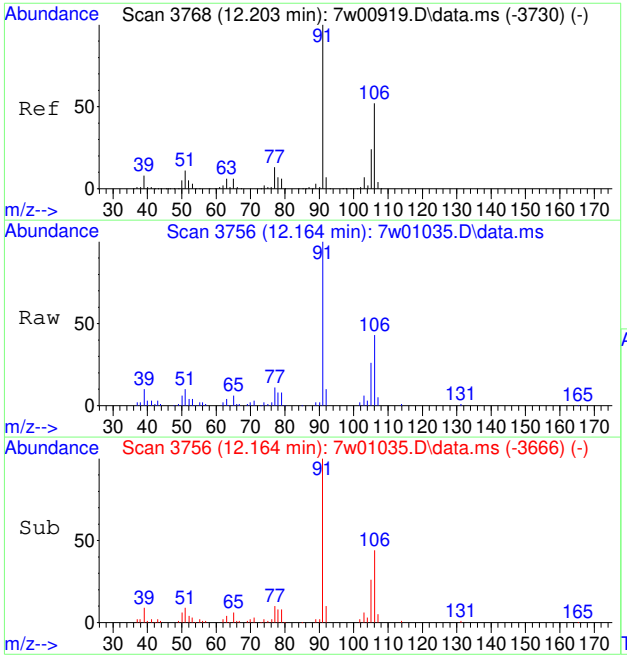

#80
M,P-XYLENE
Concen: 1.41 PPBV
RT: 12.164 min Scan# 3756
Delta R.T. -0.042 min
Lab File: 7w01035.D
Acq: 17 Mar 2023 12:47 am

Tgt Ion: 91 Resp: 67518

Ion	Ratio	Lower	Upper
91	100		
106	29.5	31.5	71.5#
105	10.8	3.6	43.6

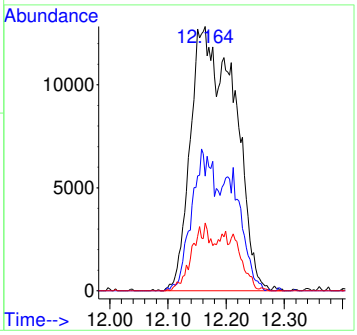

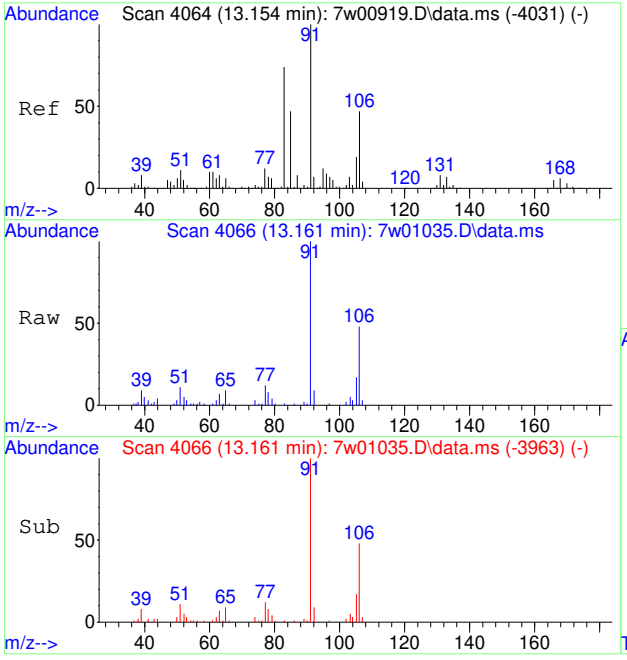

#81
O-XYLENE
Concen: 0.57 PPBV
RT: 13.161 min Scan# 4066
Delta R.T. -0.000 min
Lab File: 7w01035.D
Acq: 17 Mar 2023 12:47 am

Tgt Ion: 91 Resp: 28163

Ion	Ratio	Lower	Upper
91	100		
106	47.9	39.1	58.7
105	17.1	15.7	23.5

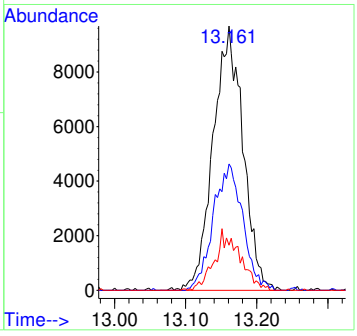

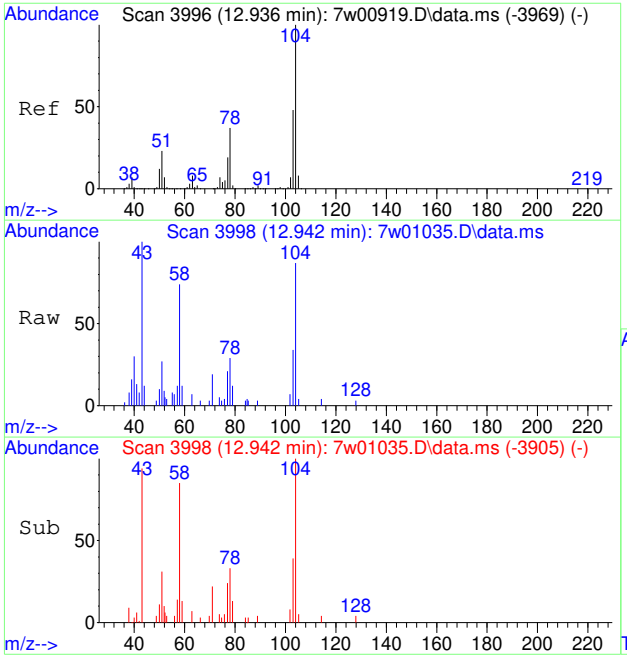

#82
STYRENE
Concen: 0.16 PPBV
RT: 12.942 min Scan# 3998
Delta R.T. 0.000 min
Lab File: 7w01035.D
Acq: 17 Mar 2023 12:47 am

Tgt Ion:104 Resp: 5416

Ion	Ratio	Lower	Upper
104	100		
78	42.9	30.7	46.1
103	49.3	37.8	56.6

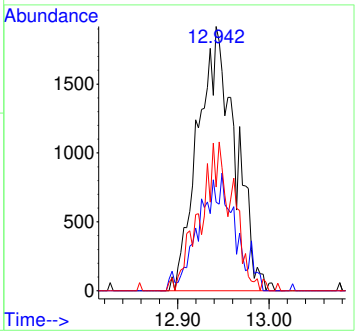

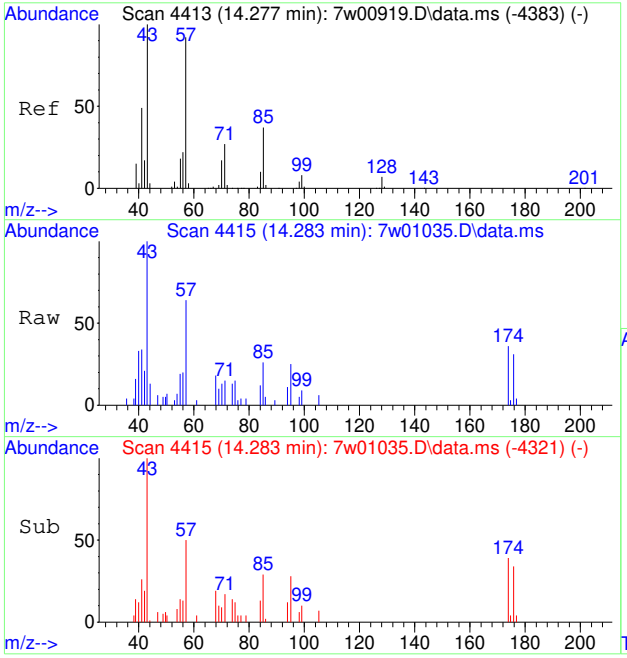

#83
NONANE
Concen: 0.11 PPBV
RT: 14.283 min Scan# 4415
Delta R.T. 0.003 min
Lab File: 7w01035.D
Acq: 17 Mar 2023 12:47 am

Tgt Ion: 43 Resp: 3169

Ion	Ratio	Lower	Upper
43	100		
85	43.0	37.8	56.6
57	78.5	87.0	130.4#

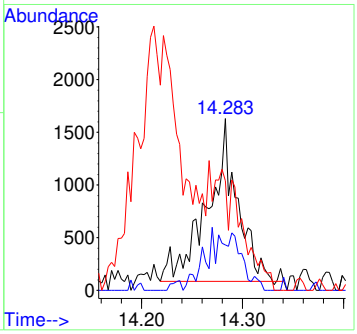

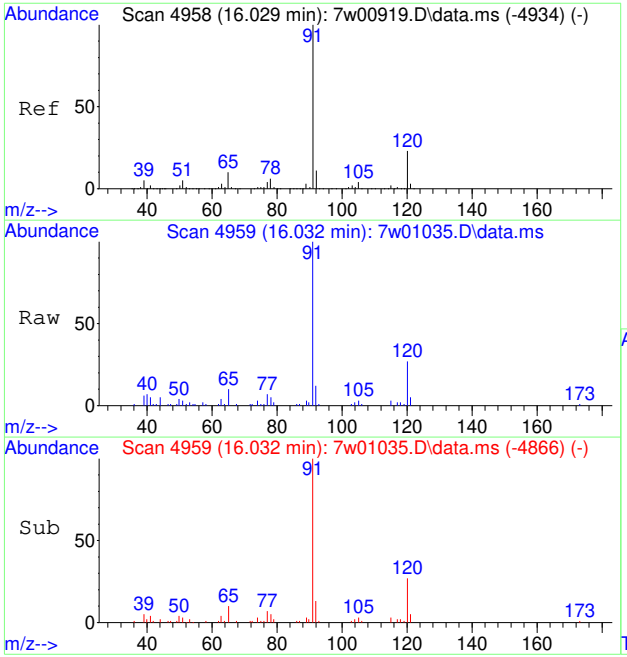

#91
N-PROPYLBENZENE
Concen: 0.26 PPBV
RT: 16.032 min Scan# 4959
Delta R.T. -0.000 min
Lab File: 7w01035.D
Acq: 17 Mar 2023 12:47 am

Tgt Ion:120 Resp: 4862

Ion	Ratio	Lower	Upper
120	100		
105	16.5	13.0	19.4

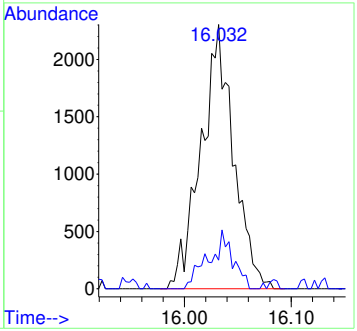

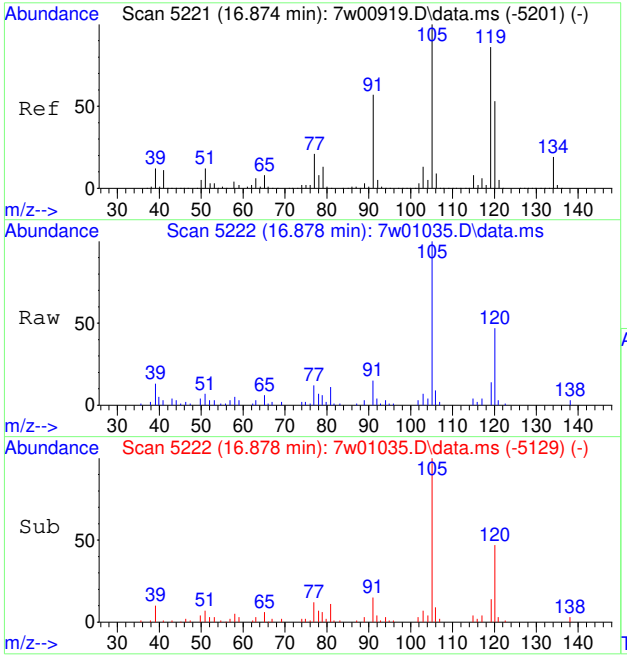

#96
1,2,4-TRIMETHYLBENZENE
Concen: 0.13 PPBV
RT: 16.878 min Scan# 5222
Delta R.T. -0.000 min
Lab File: 7w01035.D
Acq: 17 Mar 2023 12:47 am

Tgt Ion:105 Resp: 7504

Ion	Ratio	Lower	Upper
105	100		
120	46.3	45.4	68.2
119	14.5	90.6	135.8#

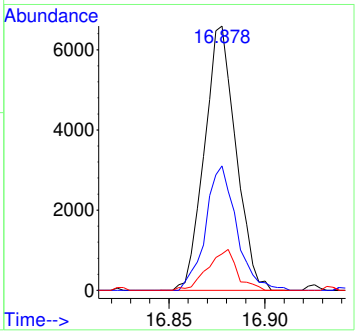

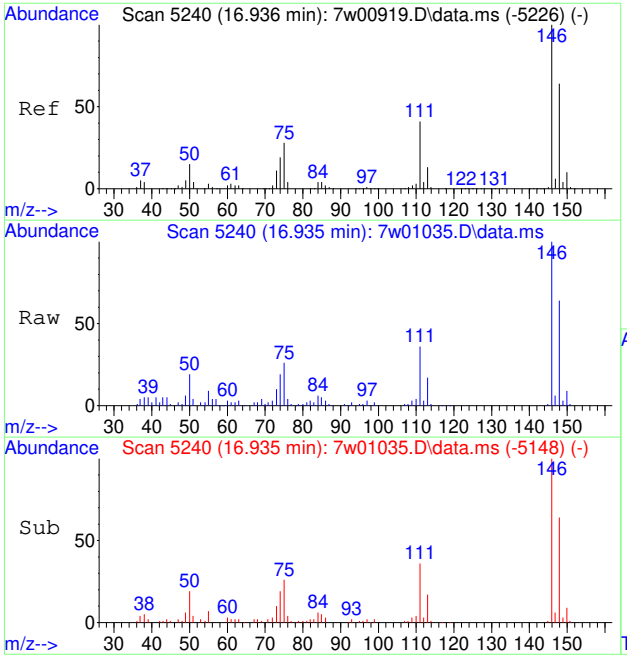

#98
M-DICHLOROBENZENE
Concen: 0.45 PPBV
RT: 16.935 min Scan# 5240
Delta R.T. -0.004 min
Lab File: 7w01035.D
Acq: 17 Mar 2023 12:47 am

Tgt Ion:146 Resp: 17681

Ion	Ratio	Lower	Upper
146	100		
148	64.1	51.0	76.6
111	41.5	30.6	45.8

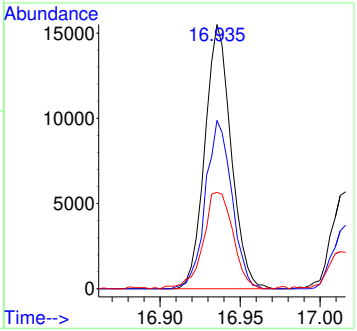

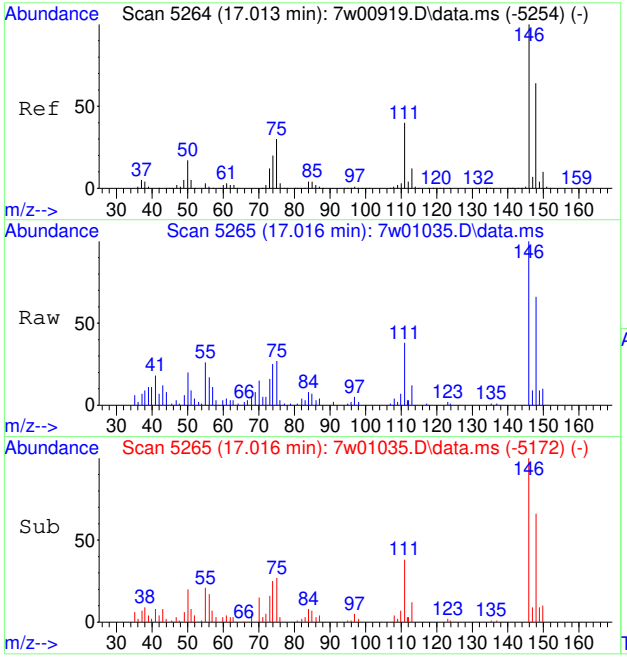

#99
P-DICHLOROBENZENE
Concen: 0.18 PPBV m
RT: 17.016 min Scan# 5265
Delta R.T. -0.000 min
Lab File: 7w01035.D
Acq: 17 Mar 2023 12:47 am

Tgt Ion:146 Resp: 7089

Ion	Ratio	Lower	Upper
146	100		
148	159.8	51.0	76.6#
111	103.4	29.4	44.0#

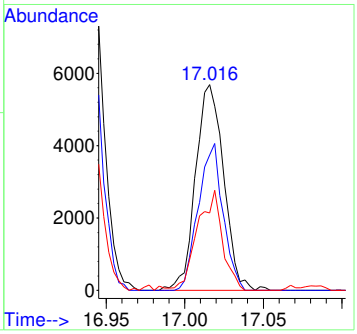

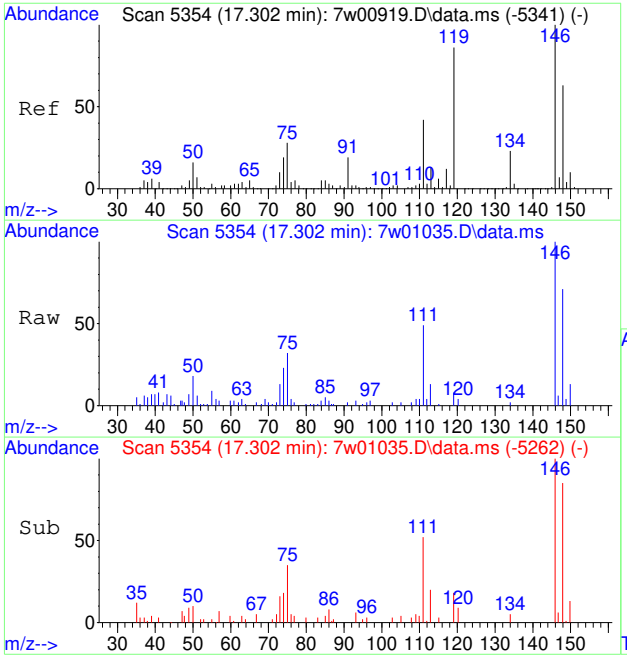

#100
O-DICHLOROBENZENE
Concen: 0.15 PPBV
RT: 17.302 min Scan# 5354
Delta R.T. -0.003 min
Lab File: 7w01035.D
Acq: 17 Mar 2023 12:47 am

Tgt Ion:146 Resp: 5917

Ion	Ratio	Lower	Upper
146	100		
148	62.4	51.0	76.4
111	46.8	31.8	47.6

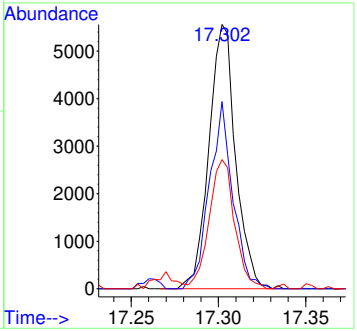

Manual Integration Approval Summary

Sample Number:	JD61280-1	**Method:**	TO-15
Lab FileID:	7W01035.D	**Analyst approved:**	03/21/23 11:10 William Cruser
Injection Time:	03/17/23 00:47	**Supervisor approved:**	03/21/23 12:24 Kanya Veerawat

Parameter	CAS	Sig#	R.T. (min.)	Reason
p-Dichlorobenzene	106-46-7		17.02	Missed peak

Quantitation Report (Qedit)

Data Path : C:\msdchem\1\data\7w\
Data File : 7w01035.D
Acq On : 17 Mar 2023 12:47 am
Operator : thomash
Sample : jd61280-1
Misc : MS67132,V7W0047,400,,,,1
ALS Vial : 4 Sample Multiplier: 1

Quant Time: Mar 17 08:12:58 2023
Quant Method : C:\msdchem\1\methods\M7W0005.M
Quant Title : TO15 by GCMS w/DB-1, 30m X 0.25mm ID X 0.5 um
QLast Update : Wed Dec 07 14:36:34 2022
Response via : Initial Calibration

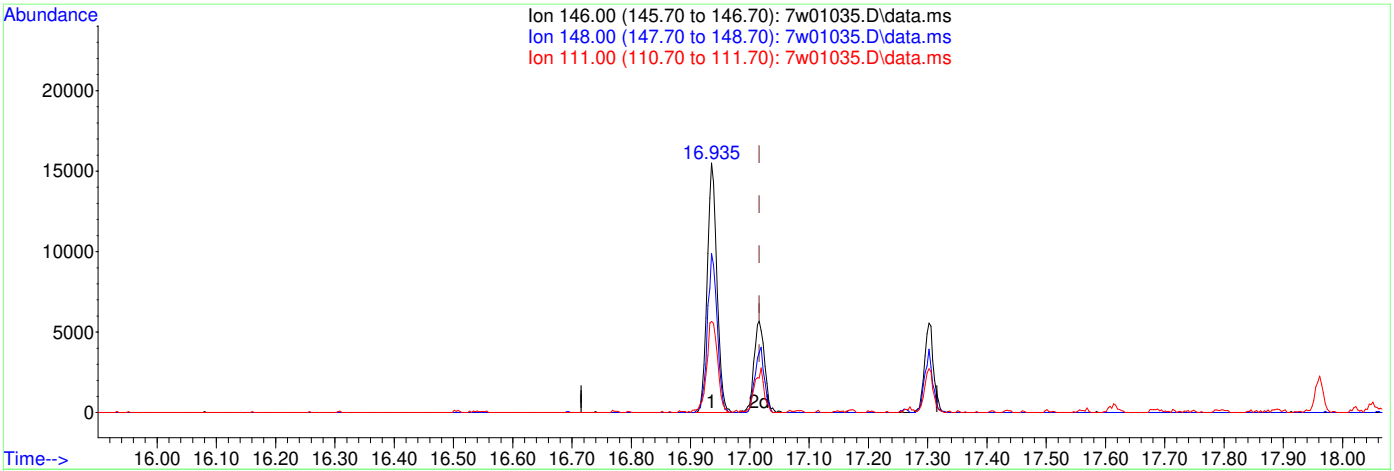

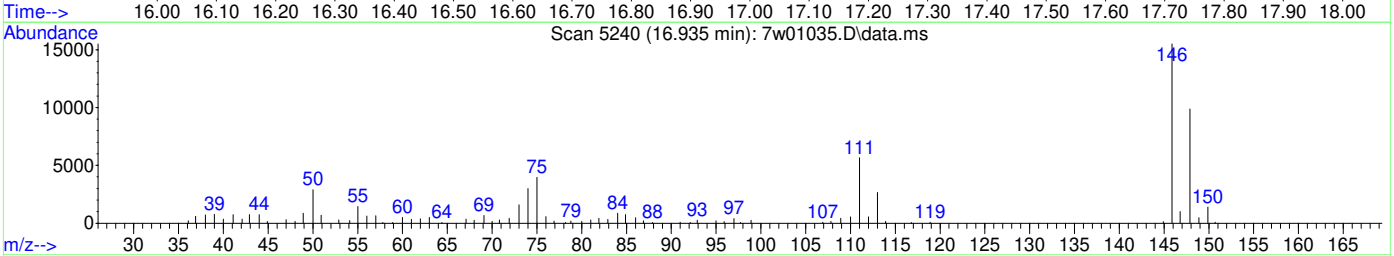

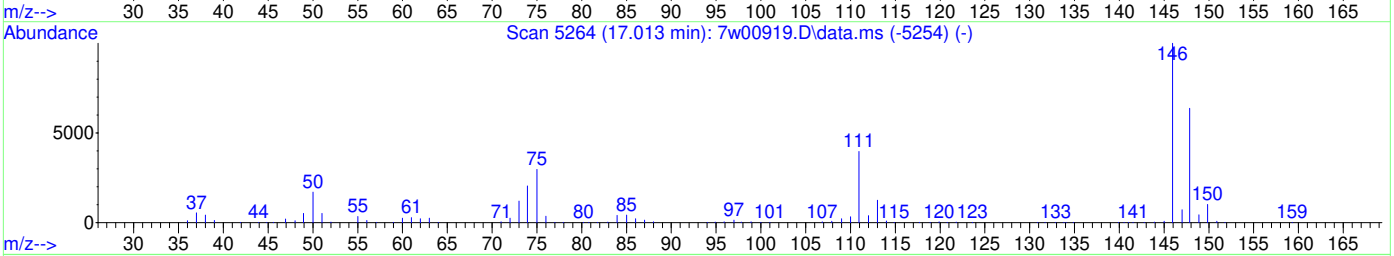

TIC: 7w01035.D\data.ms

(99) P-DICHLOROBENZENE (T)

16.935min (-0.081) 0.45PPBV

response 17681

Ion	Exp%	Act%
146.00	100	100
148.00	63.80	64.07
111.00	36.70	41.47
0.00	0.00	0.00

Quantitation Report (QT Reviewed)

Data Path : C:\msdchem\1\data\7w\
Data File : 7w01036.D
Acq On : 17 Mar 2023 1:23 am
Operator : thomash
Sample : jd61280-2
Misc : MS67132,V7W0047,400,,,,1
ALS Vial : 5 Sample Multiplier: 1

Quant Time: Mar 21 10:40:43 2023
Quant Method : C:\msdchem\1\methods\M7W0005.M
Quant Title : TO15 by GCMS w/DB-1, 30m X 0.25mm ID X 0.5 um
QLast Update : Wed Dec 07 14:36:34 2022
Response via : Initial Calibration

Compound	R.T.	QIon	Response	Conc	Units	Dev(Min)
Internal Standards						
1) BROMOCHLOROMETHANE	3.566	128	86089	10.00	PPBV	0.00
52) 1,4-DIFLUOROBENZENE	4.955	114	417425	10.00	PPBV	0.00
76) CHLOROBENZENE-D5	10.788	117	357100	10.00	PPBV	0.00
System Monitoring Compounds						
87) 4-BROMOFLUOROBENZENE	14.219	95	219062	9.08	PPBV	0.00
Target Compounds						Qvalue
3) FREON 152A	1.804	65	1081	0.19	PPBV #	53
4) CHLORODIFLUOROMETHANE	1.820	67	843	0.29	PPBV #	39
6) DICHLORODIFLUOROMETHANE	1.849	85	15866	0.35	PPBV #	94
13) N-BUTANE	2.026	43	11802	0.56	PPBV #	93
18) ACROLEIN	2.290	56	1284	0.19	PPBV	88
21) TRICHLOROFLUOROMETHANE	2.399	101	10155	0.22	PPBV	98
22) ISOPROPYL ALCOHOL	2.428	45	347680	11.21	PPBV #	92
23) ACETONE	2.338	58	364973	45.83	PPBV #	58
27) CARBON DISULFIDE	2.746	76	6426	0.12	PPBV #	16
28) ETHANOL	2.180	45	255853	39.62	PPBV	97
31) METHYLENE CHLORIDE	2.643	84	210312	12.70	PPBV #	74
35) TERTIARY BUTYL ALCOHOL	2.650	59	14456	0.36	PPBV #	19
37) TETRAHYDROFURAN	3.894	72	12436	2.03	PPBV #	64
41) METHYL ETHYL KETONE	3.274	72	14618	2.21	PPBV	75
44) ETHYL ACETATE	3.640	61	10337	2.51	PPBV #	1
48) 1,1,1-TRICHLOROETHANE	4.270	97	10251	0.37	PPBV	100
51) BENZENE	4.608	78	42582	1.05	PPBV	91
54) 2,3-DIMETHYLPENTANE	5.065	71	897	0.11	PPBV #	1
55) TRICHLOROETHENE	5.573	95	1926	0.11	PPBV	94
62) HEPTANE	6.003	43	2510	0.12	PPBV #	49
64) METHYL ISOBUTYL KETONE	6.711	58	4915	0.38	PPBV #	76
66) TOLUENE	7.827	91	407274	7.78	PPBV	99
70) 2-HEXANONE	8.479	58	2774	0.16	PPBV	96
72) TETRACHLOROETHENE	9.624	164	12784	0.71	PPBV	88
78) CHLOROBENZENE	10.862	112	27077	0.73	PPBV	95
79) ETHYLBENZENE	11.768	91	14941	0.23	PPBV	96
80) M,P-XYLENE	12.167	91	42471	0.87	PPBV #	50
81) O-XYLENE	13.148	91	16198	0.32	PPBV #	83
82) STYRENE	12.955	104	3673	0.10	PPBV	96
91) N-PROPYLBENZENE	16.032	120	4717	0.25	PPBV	100
96) 1,2,4-TRIMETHYLBENZENE	16.878	105	6141	0.10	PPBV #	32
98) M-DICHLOROBENZENE	16.939	146	19438	0.49	PPBV	94
99) P-DICHLOROBENZENE	17.016	146	8248	0.21	PPBV	96
100) O-DICHLOROBENZENE	17.305	146	6749	0.17	PPBV	93

(#) = qualifier out of range (m) = manual integration (+) = signals summed

Quantitation Report (QT Reviewed)

Data Path : C:\msdchem\1\data\7w\
Data File : 7w01036.D
Acq On : 17 Mar 2023 1:23 am
Operator : thomash
Sample : jd61280-2
Misc : MS67132,V7W0047,400,,,,1
ALS Vial : 5 Sample Multiplier: 1

Quant Time: Mar 21 10:40:43 2023
Quant Method : C:\msdchem\1\methods\M7W0005.M
Quant Title : TO15 by GCMS w/DB-1, 30m X 0.25mm ID X 0.5 um
QLast Update : Wed Dec 07 14:36:34 2022
Response via : Initial Calibration

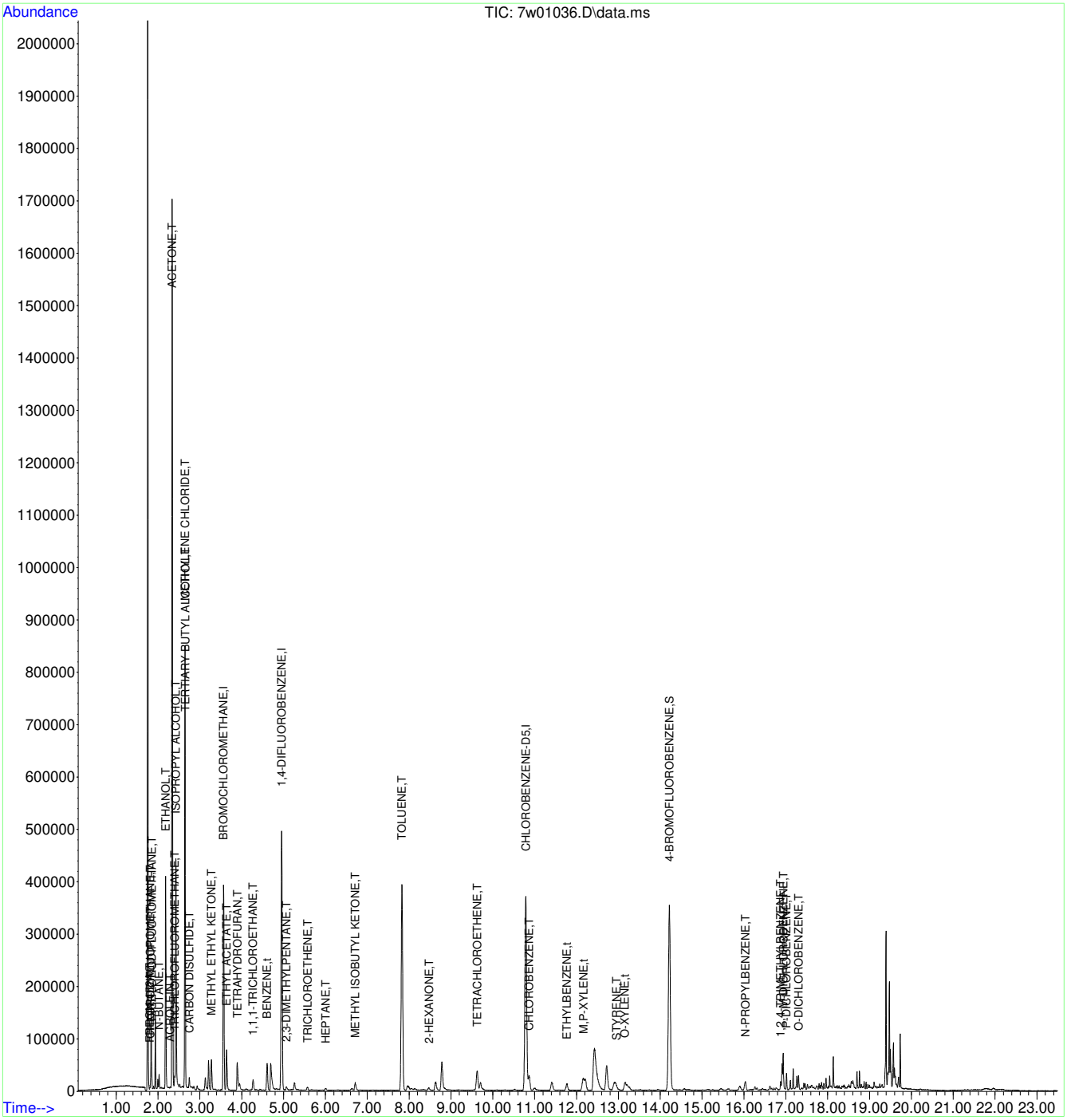

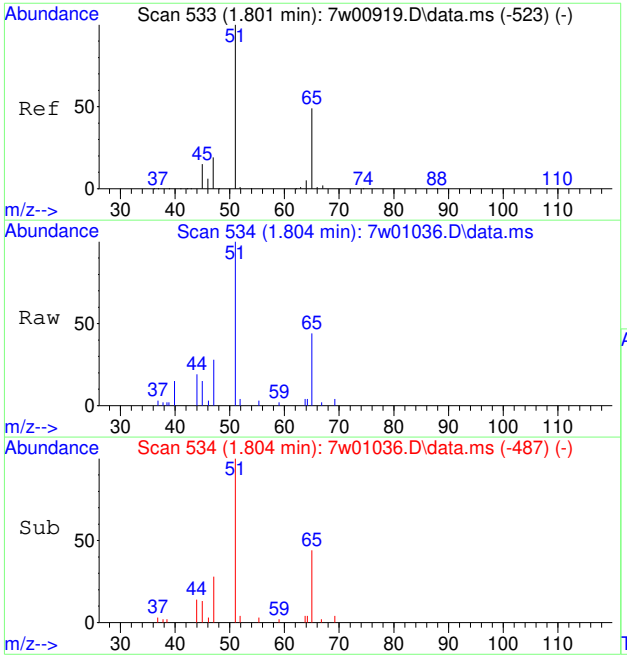

#3
FREON 152A
Concen: 0.19 PPBV
RT: 1.804 min Scan# 534
Delta R.T. 0.000 min
Lab File: 7w01036.D
Acq: 17 Mar 2023 1:23 am

Tgt Ion: 65 Resp: 1081

Ion	Ratio	Lower	Upper
65	100		
45	0.0	18.3	27.5#

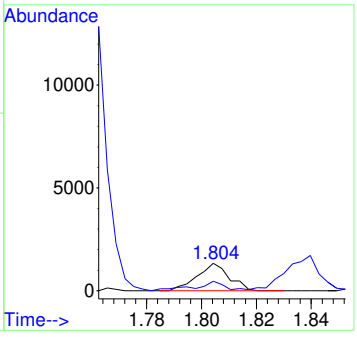

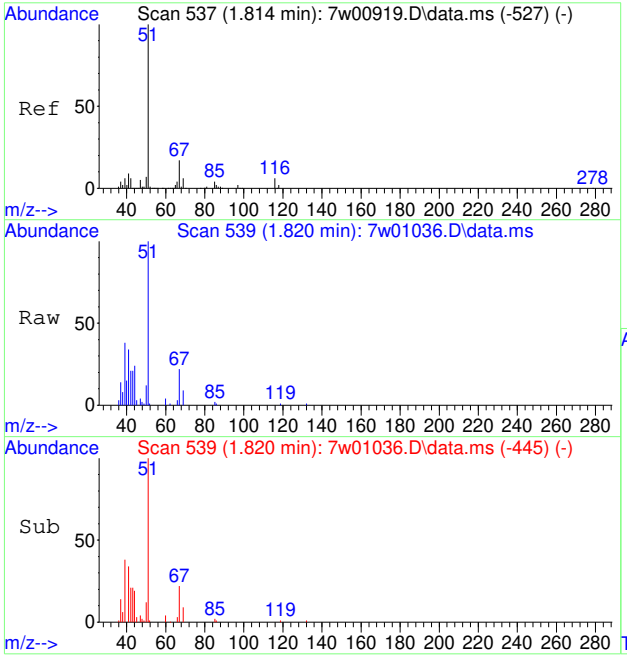

#4
CHLORODIFLUOROMETHANE
Concen: 0.29 PPBV
RT: 1.820 min Scan# 539
Delta R.T. 0.003 min
Lab File: 7w01036.D
Acq: 17 Mar 2023 1:23 am

Tgt Ion: 67 Resp: 843

Ion	Ratio	Lower	Upper
67	100		
69	0.0	28.8	43.2#

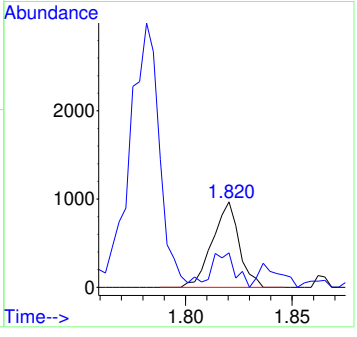

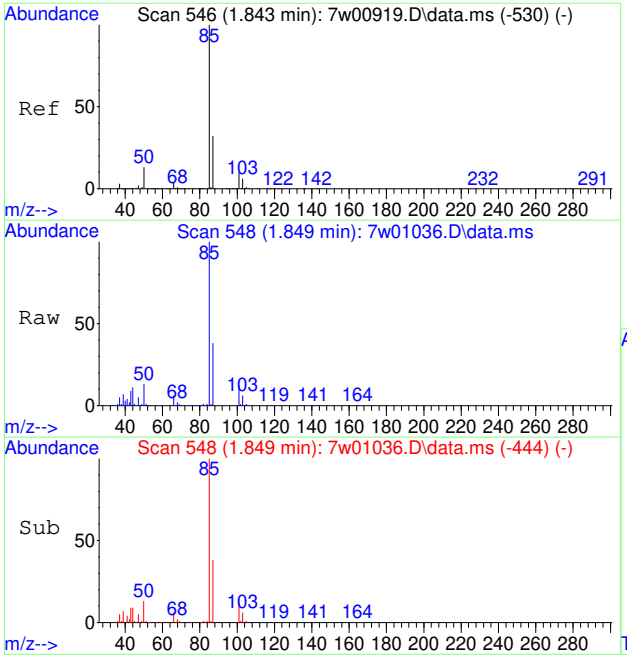

#6
DICHLORODIFLUOROMETHANE
Concen: 0.35 PPBV
RT: 1.849 min Scan# 548
Delta R.T. 0.003 min
Lab File: 7w01036.D
Acq: 17 Mar 2023 1:23 am

Tgt Ion: 85 Resp: 15866

Ion	Ratio	Lower	Upper
85	100		
87	34.9	25.8	38.6
50	12.8	7.4	11.2#

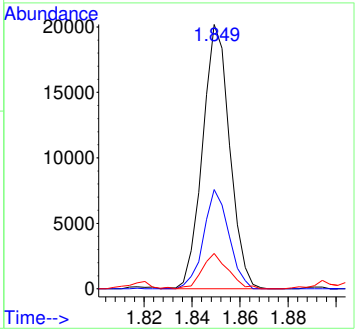

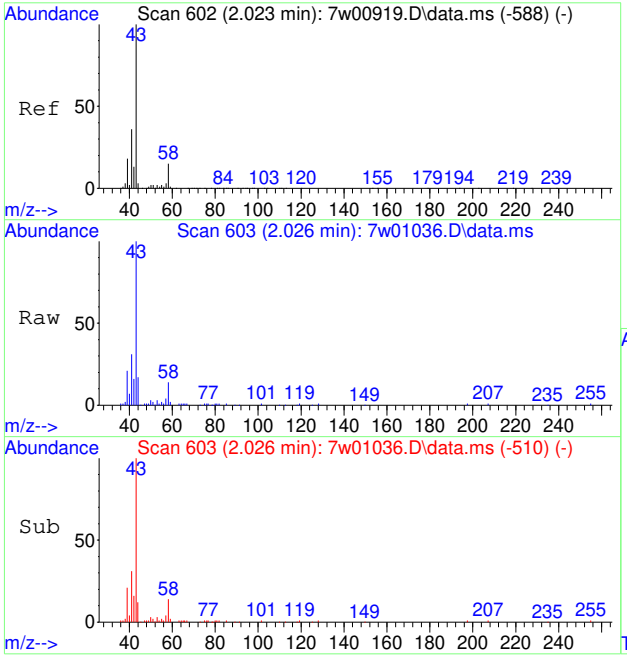

#13
N-BUTANE
Concen: 0.56 PPBV
RT: 2.026 min Scan# 603
Delta R.T. 0.000 min
Lab File: 7w01036.D
Acq: 17 Mar 2023 1:23 am

Tgt Ion: 43 Resp: 11802

Ion	Ratio	Lower	Upper
43	100		
58	14.3	14.2	21.2
44	6.7	4.2	6.4#

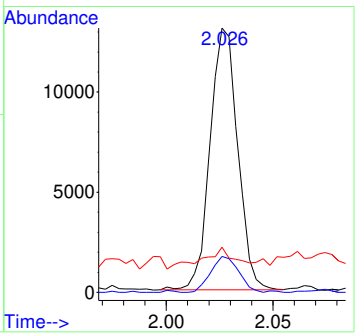

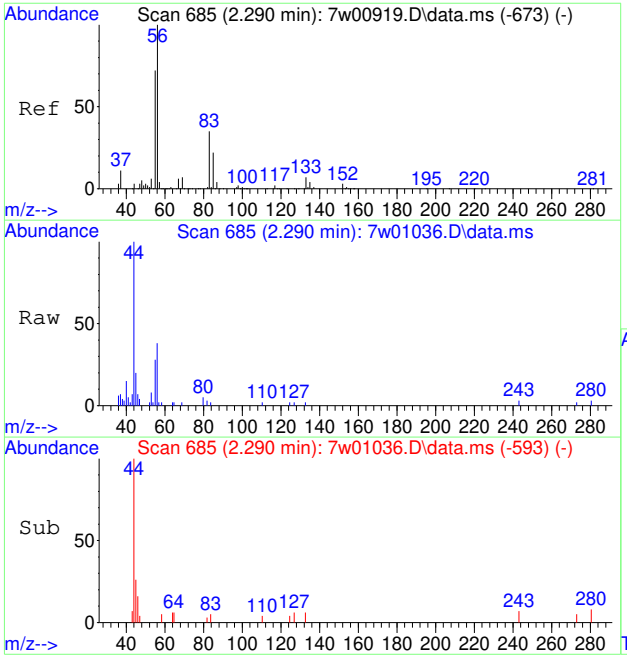

#18
ACROLEIN
Concen: 0.19 PPBV
RT: 2.290 min Scan# 685
Delta R.T. -0.003 min
Lab File: 7w01036.D
Acq: 17 Mar 2023 1:23 am

Tgt Ion: 56 Resp: 1284

Ion	Ratio	Lower	Upper
56	100		
55	60.2	56.0	84.0

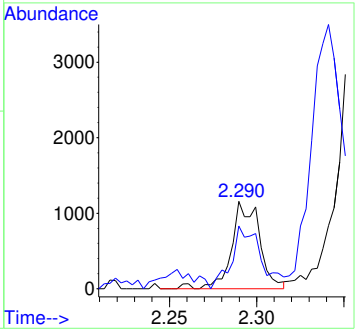

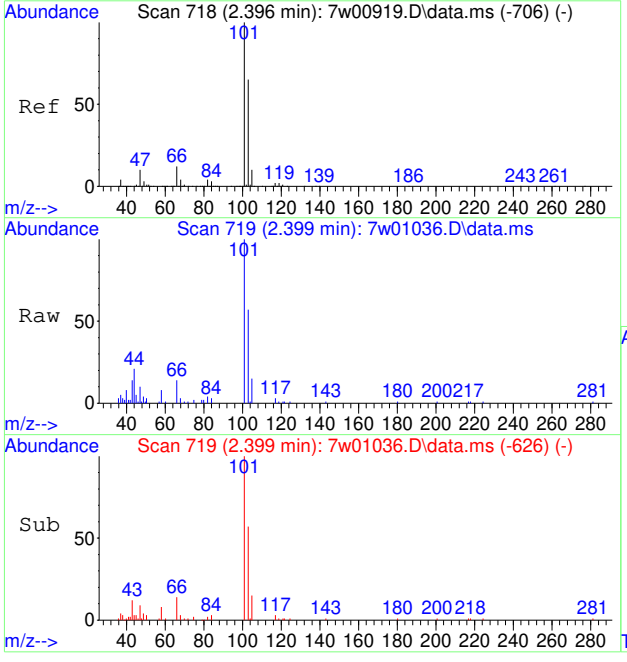

#21
TRICHLOROFLUOROMETHANE
Concen: 0.22 PPBV
RT: 2.399 min Scan# 719
Delta R.T. 0.000 min
Lab File: 7w01036.D
Acq: 17 Mar 2023 1:23 am

Tgt Ion:101 Resp: 10155

Ion	Ratio	Lower	Upper
101	100		
103	63.4	51.8	77.6
105	12.2	8.4	12.6

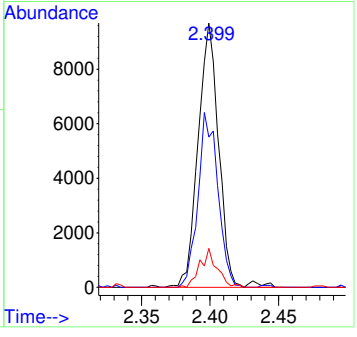

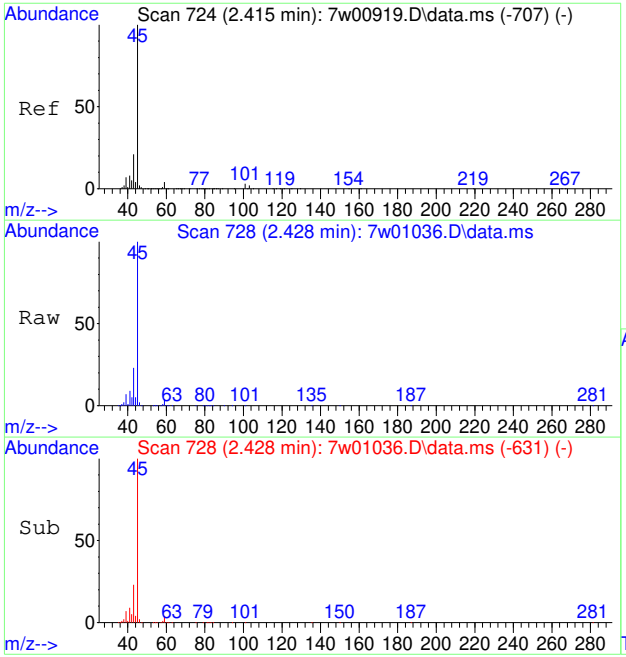

#22
ISOPROPYL ALCOHOL
Concen: 11.21 PPBV
RT: 2.428 min Scan# 728
Delta R.T. 0.013 min
Lab File: 7w01036.D
Acq: 17 Mar 2023 1:23 am

Tgt Ion: 45 Resp: 347680

Ion	Ratio	Lower	Upper
45	100		
43	23.6	15.5	23.3#
59	4.2	4.1	6.1

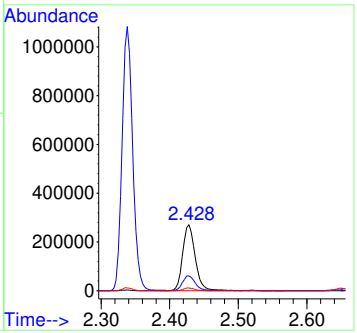

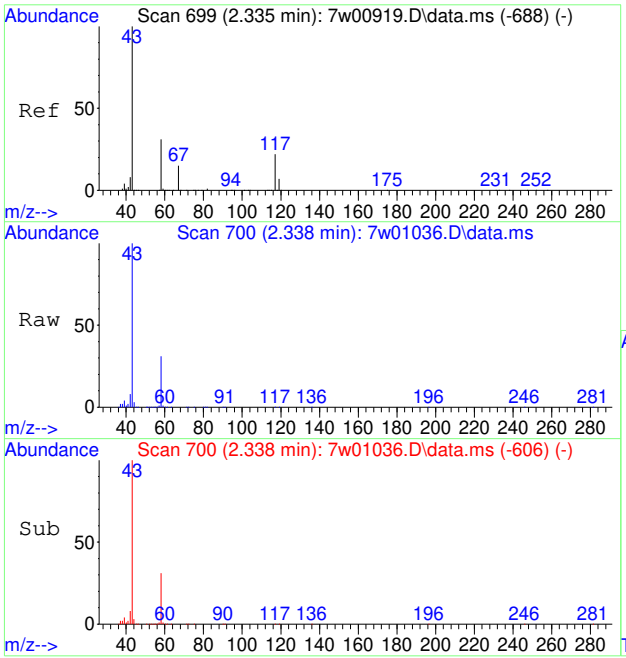

#23
ACETONE
Concen: 45.83 PPBV
RT: 2.338 min Scan# 700
Delta R.T. 0.003 min
Lab File: 7w01036.D
Acq: 17 Mar 2023 1:23 am

Tgt Ion: 58 Resp: 364973

Ion	Ratio	Lower	Upper
58	100		
43	317.7	195.9	293.9#

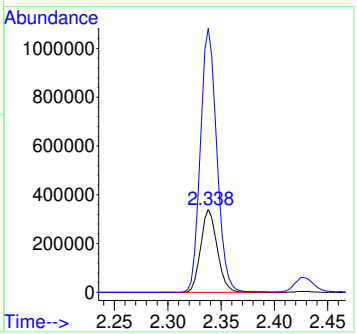

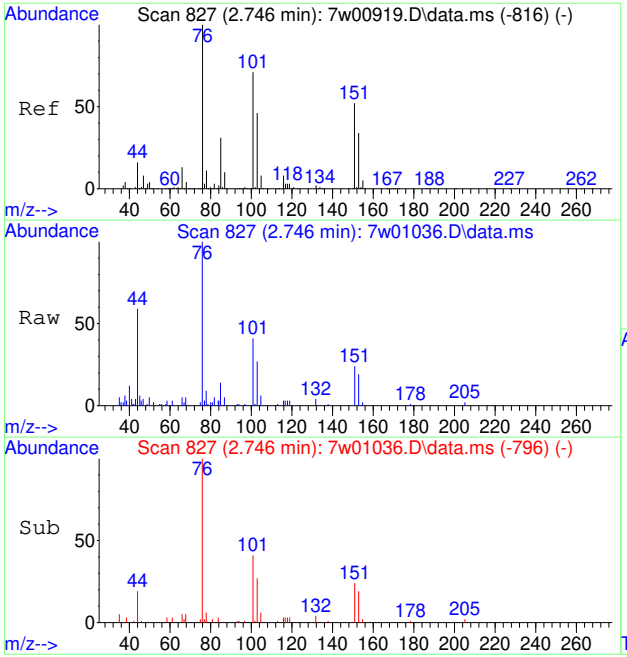

#27
CARBON DISULFIDE
Concen: 0.12 PPBV
RT: 2.746 min Scan# 827
Delta R.T. 0.000 min
Lab File: 7w01036.D
Acq: 17 Mar 2023 1:23 am

Tgt Ion: 76 Resp: 6426

Ion	Ratio	Lower	Upper
76	100		
78	12.8	8.6	13.0
44	73.8	7.2	10.8#

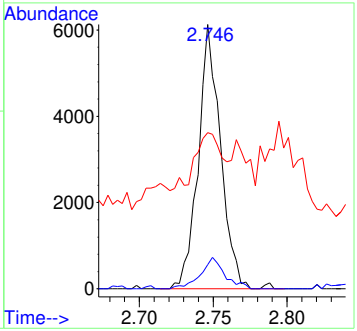

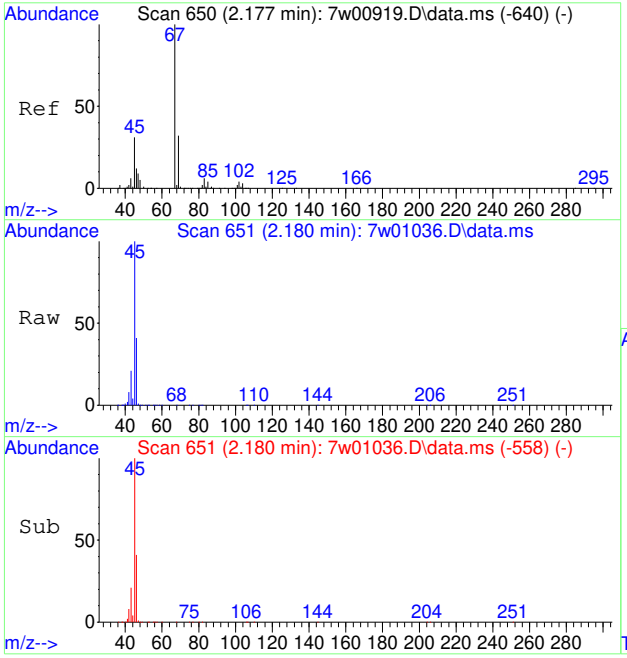

#28
ETHANOL
Concen: 39.62 PPBV
RT: 2.180 min Scan# 651
Delta R.T. -0.001 min
Lab File: 7w01036.D
Acq: 17 Mar 2023 1:23 am

Tgt Ion: 45 Resp: 255853

Ion	Ratio	Lower	Upper
45	100		
46	40.7	34.1	51.1
42	8.1	6.1	9.1

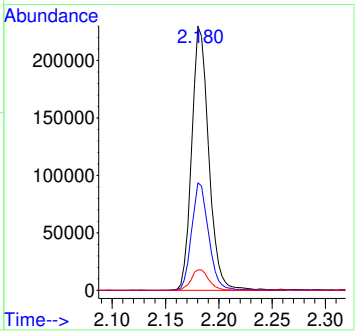

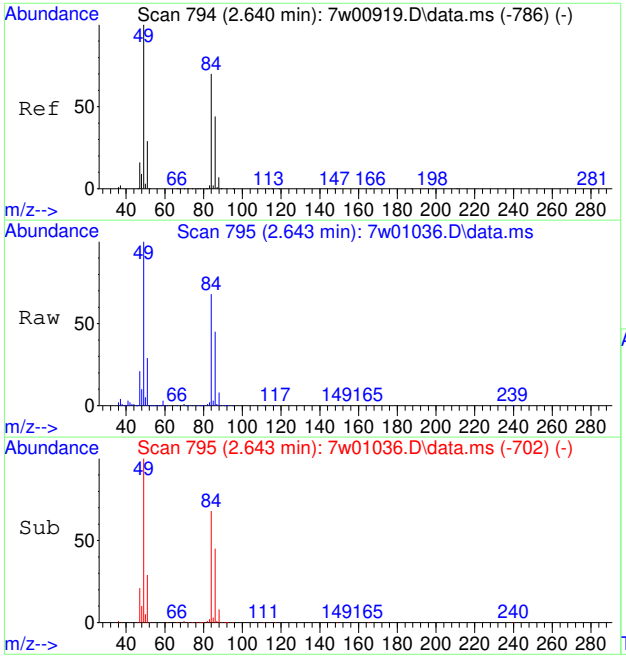

#31
METHYLENE CHLORIDE
Concen: 12.70 PPBV
RT: 2.643 min Scan# 795
Delta R.T. -0.001 min
Lab File: 7w01036.D
Acq: 17 Mar 2023 1:23 am

Tgt Ion: 84 Resp: 210312

Ion	Ratio	Lower	Upper
84	100		
86	63.7	50.9	76.3
49	141.2	78.6	118.0#

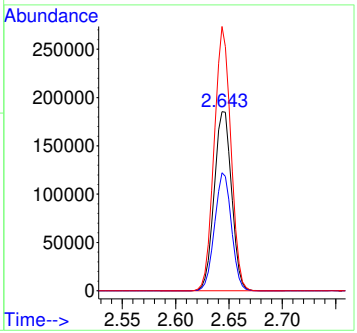

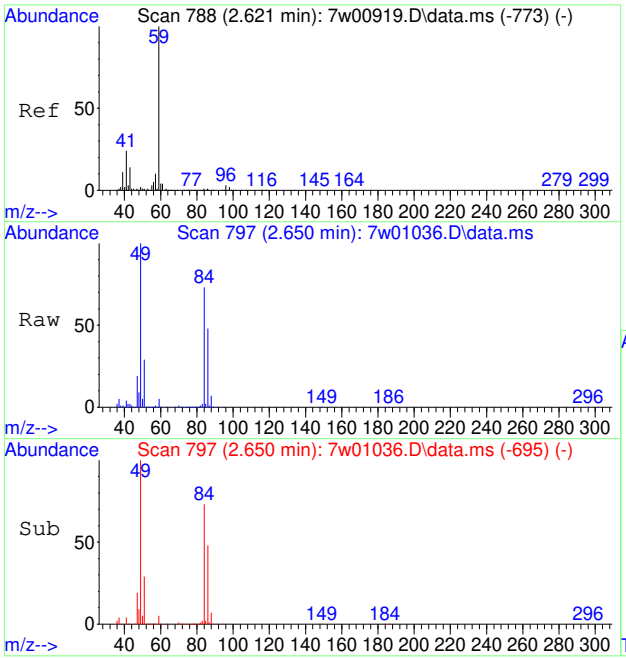

#35
TERTIARY BUTYL ALCOHOL
Concen: 0.36 PPBV
RT: 2.650 min Scan# 797
Delta R.T. 0.029 min
Lab File: 7w01036.D
Acq: 17 Mar 2023 1:23 am

Tgt Ion: 59 Resp: 14456

Ion	Ratio	Lower	Upper
59	100		
41	85.7	29.9	44.9#
43	42.3	8.9	13.3#

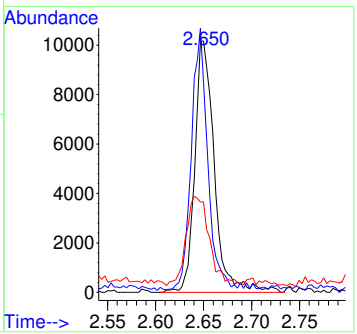

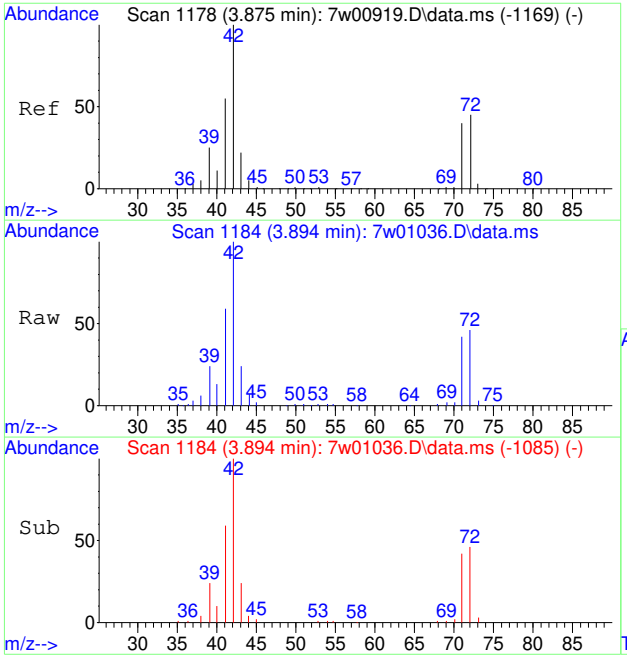

#37
TETRAHYDROFURAN
Concen: 2.03 PPBV
RT: 3.894 min Scan# 1184
Delta R.T. 0.019 min
Lab File: 7w01036.D
Acq: 17 Mar 2023 1:23 am

Tgt Ion: 72 Resp: 12436

Ion	Ratio	Lower	Upper
72	100		
42	258.5	149.0	223.6#
71	101.2	74.5	111.7

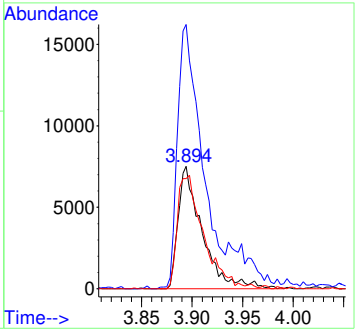

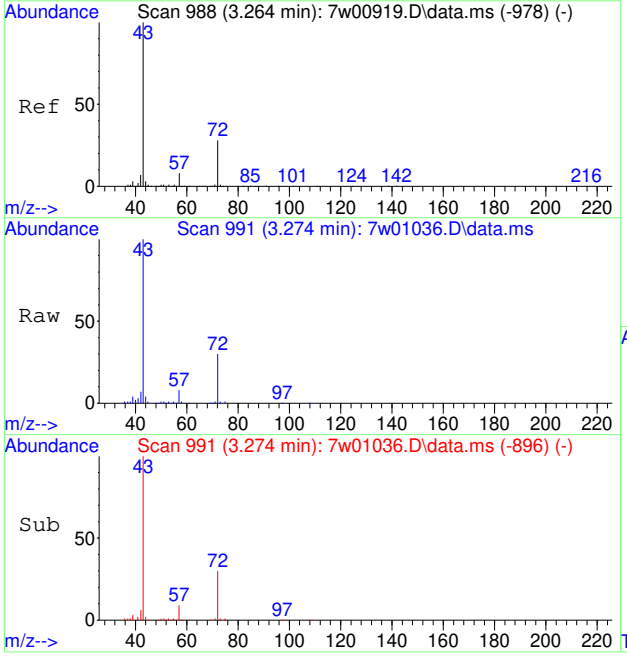

#41
METHYL ETHYL KETONE
Concen: 2.21 PPBV
RT: 3.274 min Scan# 991
Delta R.T. 0.007 min
Lab File: 7w01036.D
Acq: 17 Mar 2023 1:23 am

Tgt Ion: 72 Resp: 14618

Ion	Ratio	Lower	Upper
72	100		
57	30.2	22.2	33.4
43	369.7	252.6	378.8

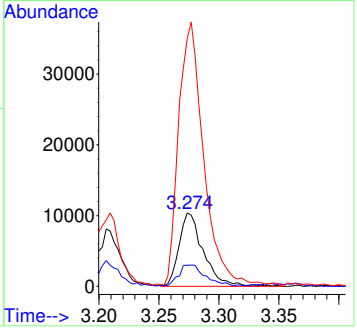

7.1.2

7

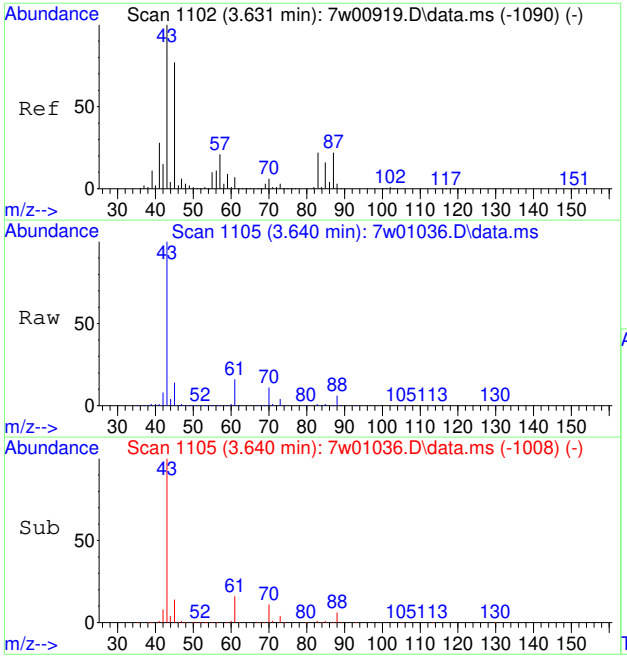

#44
ETHYL ACETATE
Concen: 2.51 PPBV
RT: 3.640 min Scan# 1105
Delta R.T. 0.013 min
Lab File: 7w01036.D
Acq: 17 Mar 2023 1:23 am

Tgt Ion: 61 Resp: 10337

Ion	Ratio	Lower	Upper
61	100		
43	668.2	986.2	1479.2#
88	28.7	38.8	58.2#

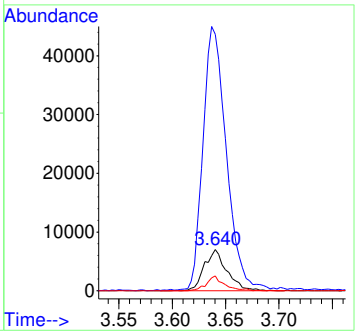

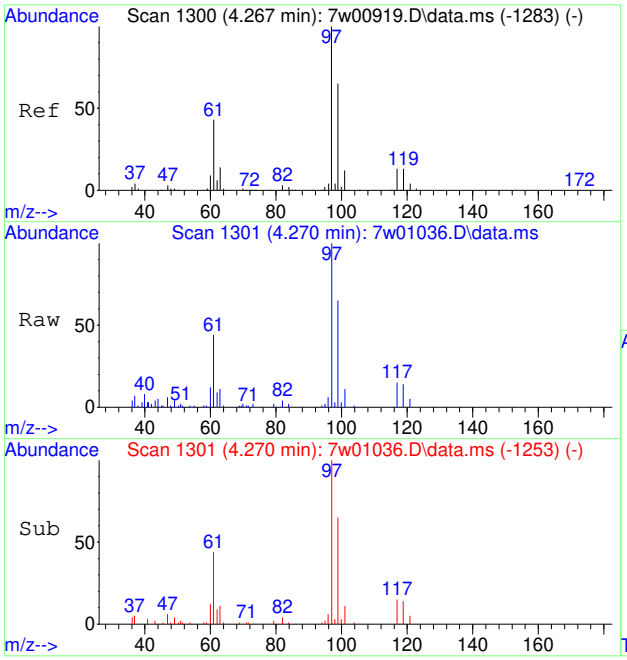

#48
1,1,1-TRICHLOROETHANE
Concen: 0.37 PPBV
RT: 4.270 min Scan# 1301
Delta R.T. 0.003 min
Lab File: 7w01036.D
Acq: 17 Mar 2023 1:23 am

Tgt Ion: 97 Resp: 10251

Ion	Ratio	Lower	Upper
97	100		
99	63.3	50.8	76.2
61	43.6	34.8	52.2

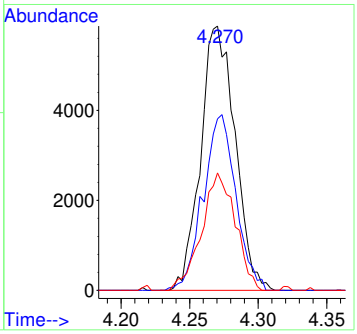

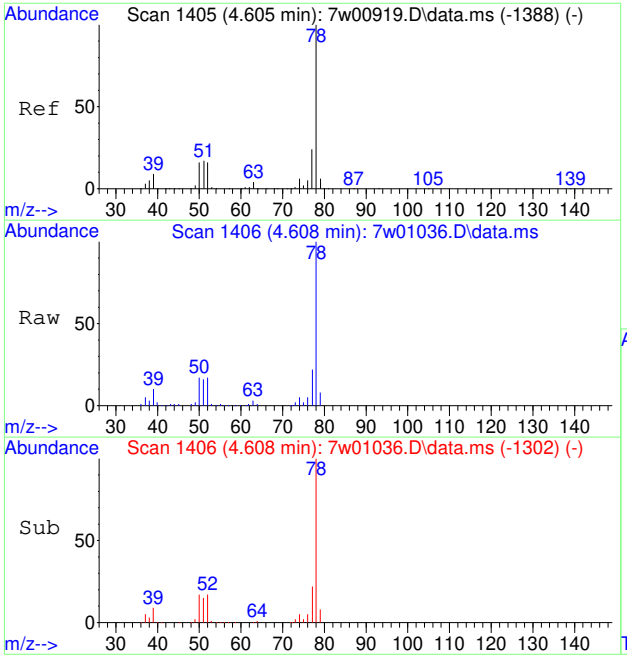

#51
BENZENE
Concen: 1.05 PPBV
RT: 4.608 min Scan# 1406
Delta R.T. 0.003 min
Lab File: 7w01036.D
Acq: 17 Mar 2023 1:23 am

Tgt Ion: 78 Resp: 42582

Ion	Ratio	Lower	Upper
78	100		
52	16.6	0.0	34.0
51	18.4	0.0	33.5

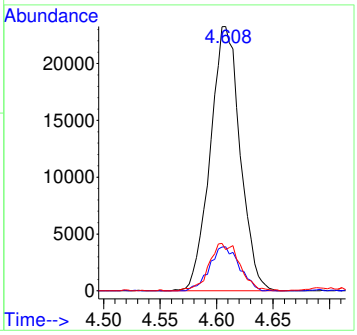

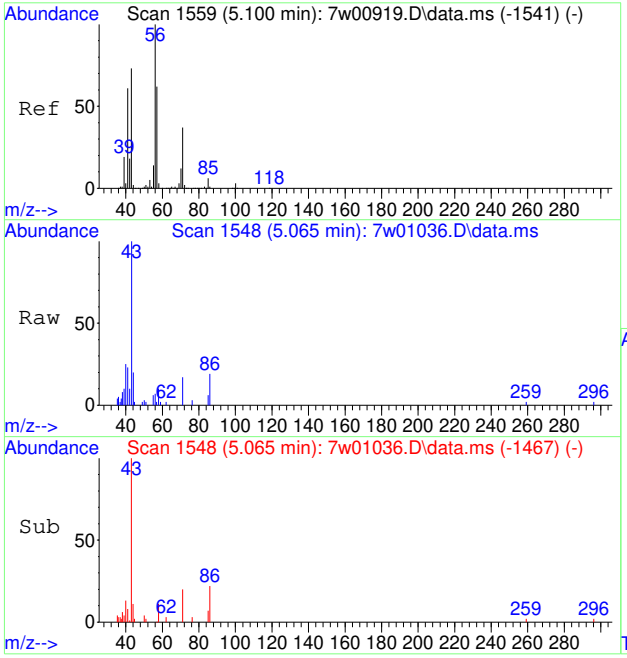

#54
2,3-DIMETHYLPENTANE
Concen: 0.11 PPBV
RT: 5.065 min Scan# 1548
Delta R.T. -0.038 min
Lab File: 7w01036.D
Acq: 17 Mar 2023 1:23 am

Tgt Ion: 71 Resp: 897

Ion	Ratio	Lower	Upper
71	100		
56	0.0	188.6	283.0#
85	0.0	13.4	20.0#

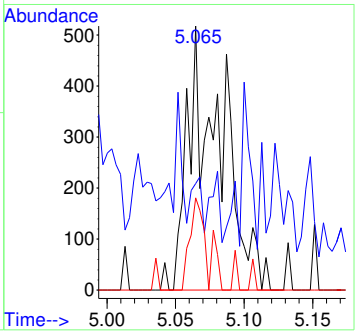

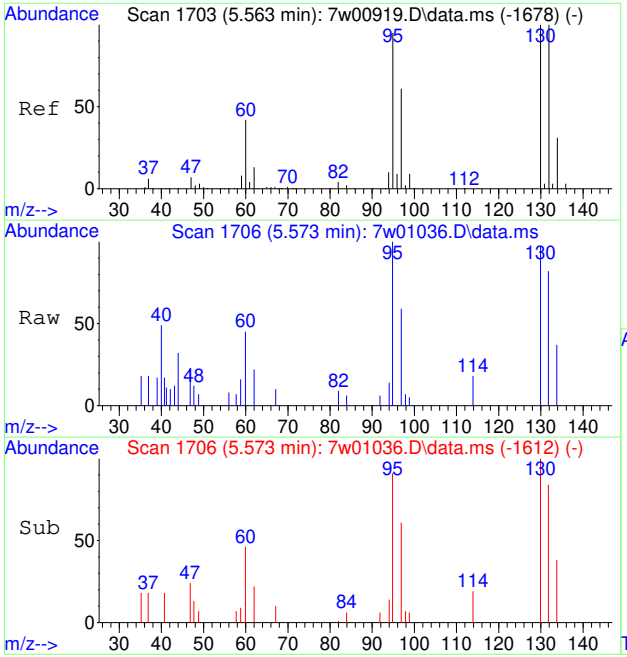

#55
TRICHLOROETHENE
Concen: 0.11 PPBV
RT: 5.573 min Scan# 1706
Delta R.T. 0.004 min
Lab File: 7w01036.D
Acq: 17 Mar 2023 1:23 am

Tgt Ion: 95 Resp: 1926

Ion	Ratio	Lower	Upper
95	100		
130	111.2	83.2	124.8
132	102.1	79.8	119.6
97	71.7	51.3	76.9

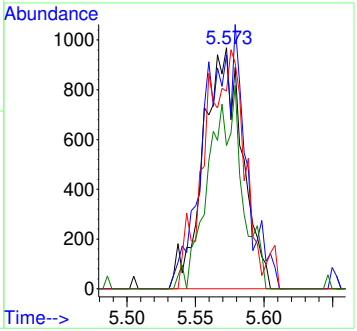

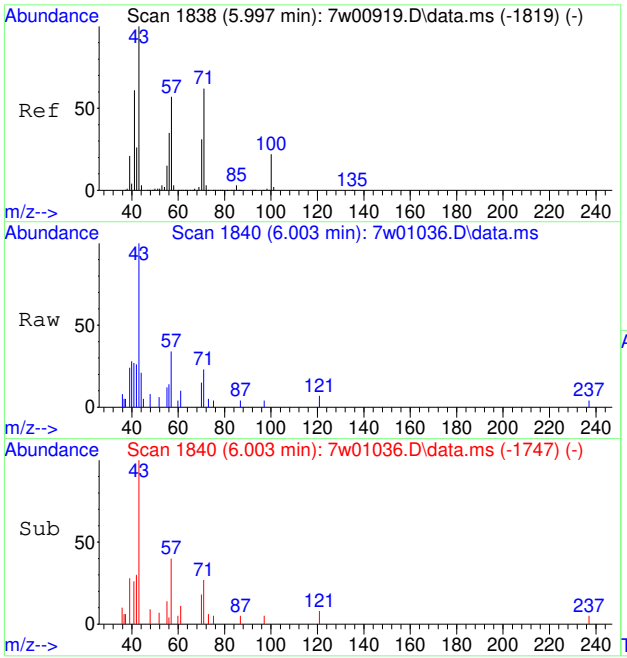

#62
HEPTANE
Concen: 0.12 PPBV
RT: 6.003 min Scan# 1840
Delta R.T. -0.001 min
Lab File: 7w01036.D
Acq: 17 Mar 2023 1:23 am

Tgt Ion: 43 Resp: 2510

Ion	Ratio	Lower	Upper
43	100		
71	28.9	60.6	90.8#
57	27.1	50.2	75.4#

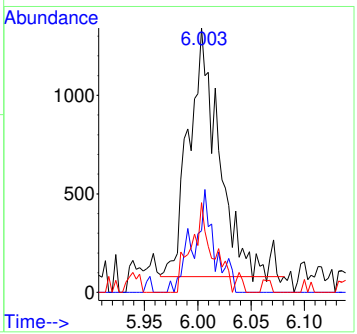

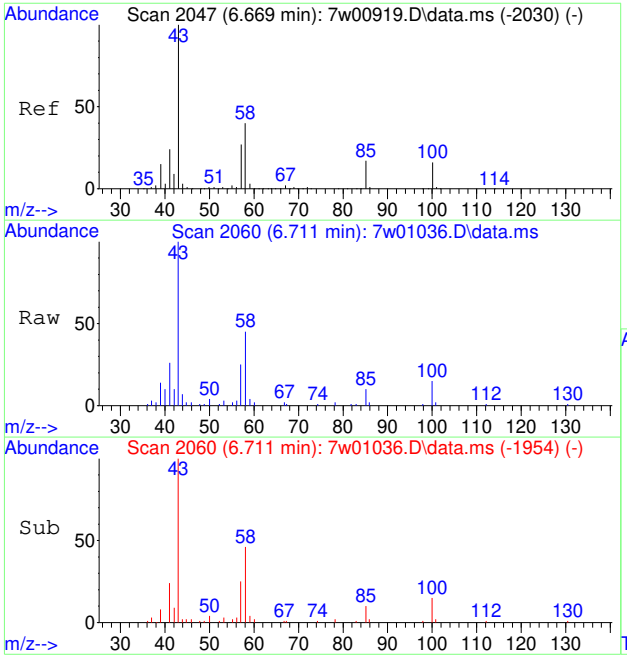

#64
METHYL ISOBUTYL KETONE
Concen: 0.38 PPBV
RT: 6.711 min Scan# 2060
Delta R.T. 0.042 min
Lab File: 7w01036.D
Acq: 17 Mar 2023 1:23 am

Tgt Ion: 58 Resp: 4915

Ion	Ratio	Lower	Upper
58	100		
43	262.5	168.2	252.4#
100	41.8	33.6	50.4
85	42.5	36.7	55.1

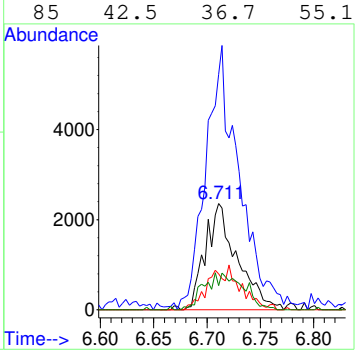

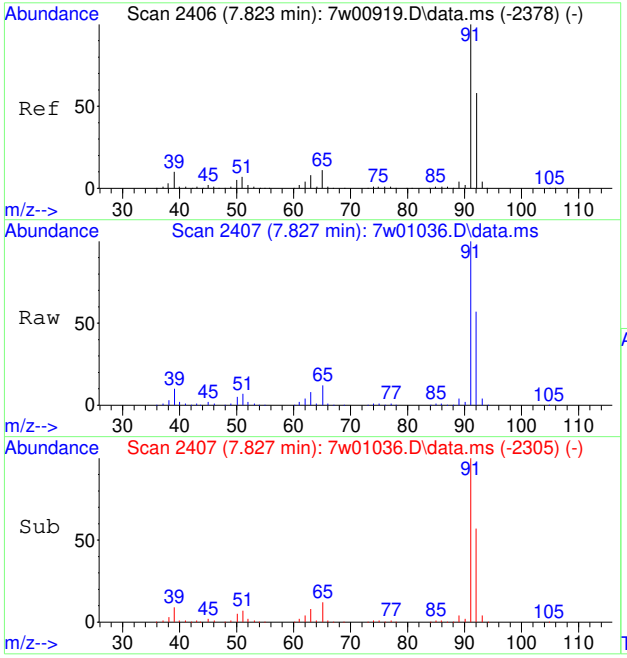

#66
TOLUENE
Concen: 7.78 PPBV
RT: 7.827 min Scan# 2407
Delta R.T. -0.000 min
Lab File: 7w01036.D
Acq: 17 Mar 2023 1:23 am

Tgt Ion: 91 Resp: 407274

Ion	Ratio	Lower	Upper
91	100		
92	58.4	38.9	78.9

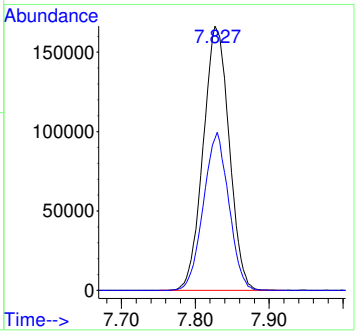

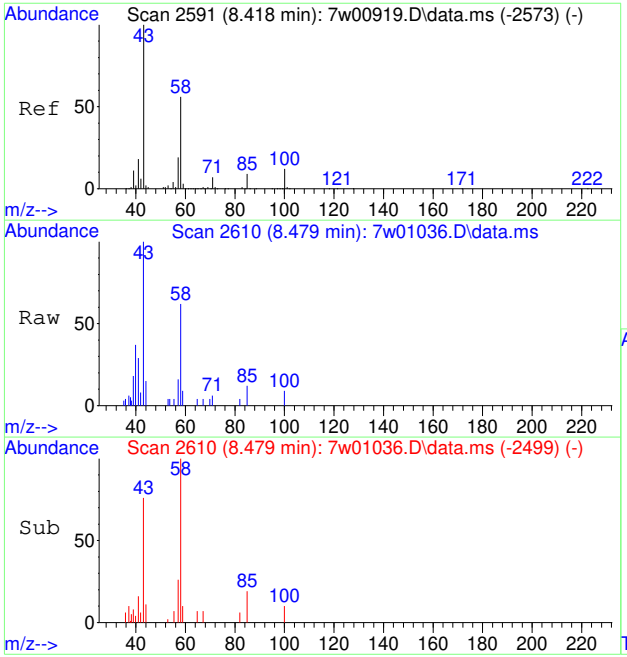

#70
2-HEXANONE
Concen: 0.16 PPBV
RT: 8.479 min Scan# 2610
Delta R.T. 0.058 min
Lab File: 7w01036.D
Acq: 17 Mar 2023 1:23 am

Tgt Ion: 58 Resp: 2774

Ion	Ratio	Lower	Upper
58	100		
43	155.9	120.6	181.0
100	21.4	19.3	28.9

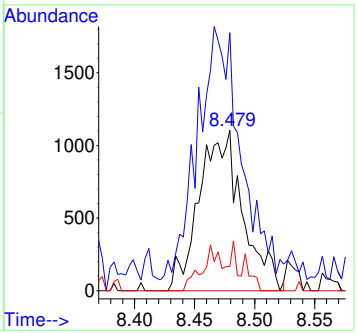

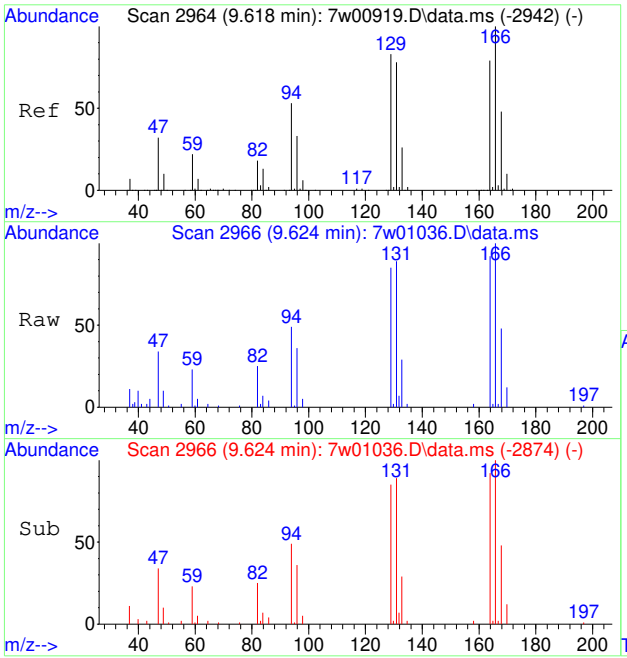

#72
TETRACHLOROETHENE
Concen: 0.71 PPBV
RT: 9.624 min Scan# 2966
Delta R.T. -0.003 min
Lab File: 7w01036.D
Acq: 17 Mar 2023 1:23 am

Tgt Ion:164 Resp: 12784

Ion	Ratio	Lower	Upper
164	100		
129	104.8	72.0	108.0
168	61.4	48.6	72.8
131	100.1	69.0	103.6

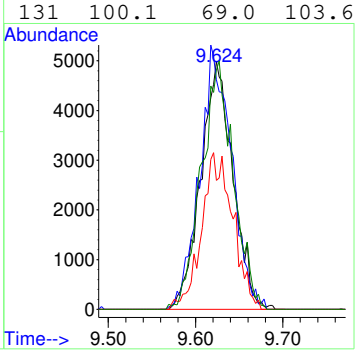

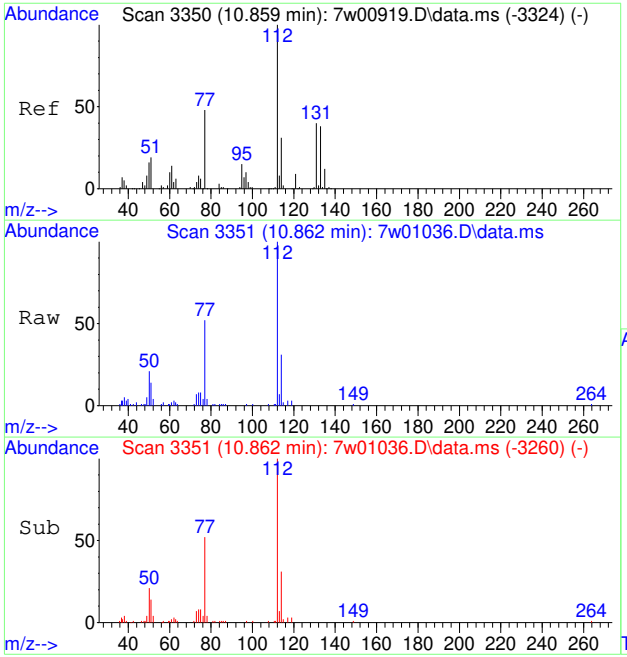

#78
CHLOROBENZENE
Concen: 0.73 PPBV
RT: 10.862 min Scan# 3351
Delta R.T. -0.006 min
Lab File: 7w01036.D
Acq: 17 Mar 2023 1:23 am

Tgt Ion:112 Resp: 27077

Ion	Ratio	Lower	Upper
112	100		
114	32.1	25.5	38.3
77	51.5	45.2	67.8

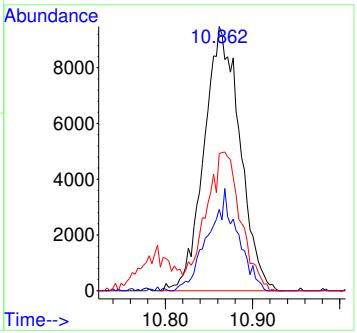

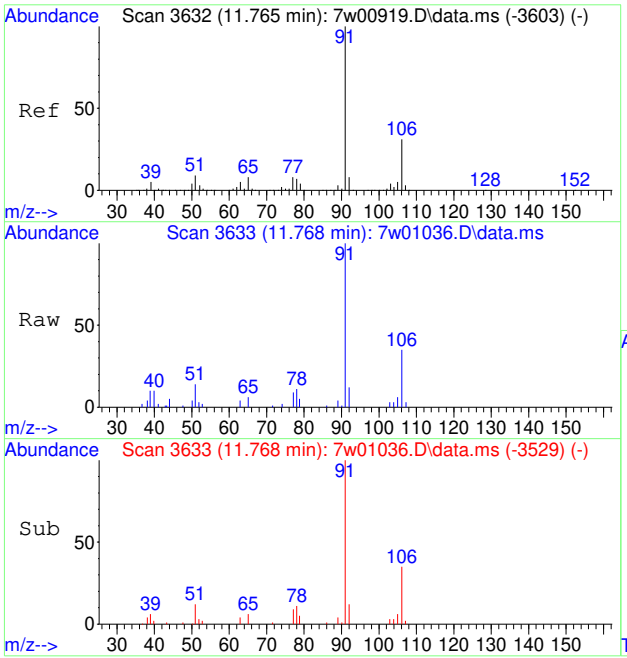

#79
ETHYLBENZENE
Concen: 0.23 PPBV
RT: 11.768 min Scan# 3633
Delta R.T. 0.003 min
Lab File: 7w01036.D
Acq: 17 Mar 2023 1:23 am

Tgt Ion: 91 Resp: 14941

Ion	Ratio	Lower	Upper
91	100		
106	33.9	11.7	51.7

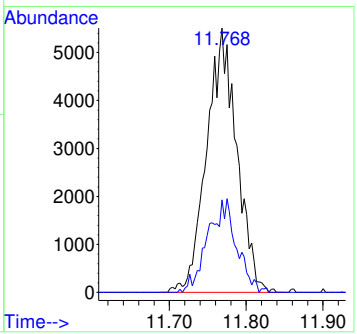

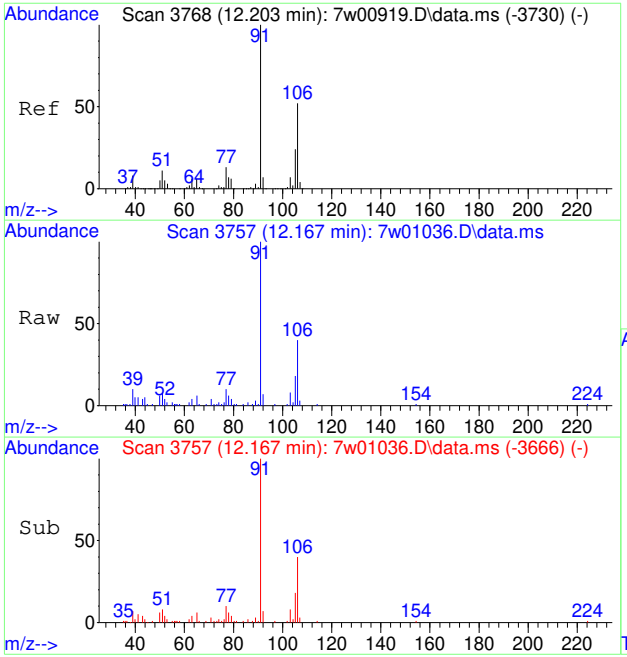

#80
M,P-XYLENE
Concen: 0.87 PPBV
RT: 12.167 min Scan# 3757
Delta R.T. -0.039 min
Lab File: 7w01036.D
Acq: 17 Mar 2023 1:23 am

Tgt Ion: 91 Resp: 42471

Ion	Ratio	Lower	Upper
91	100		
106	15.7	31.5	71.5#
105	0.0	3.6	43.6#

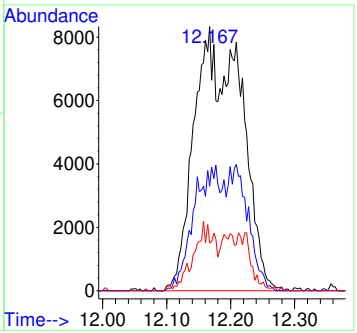

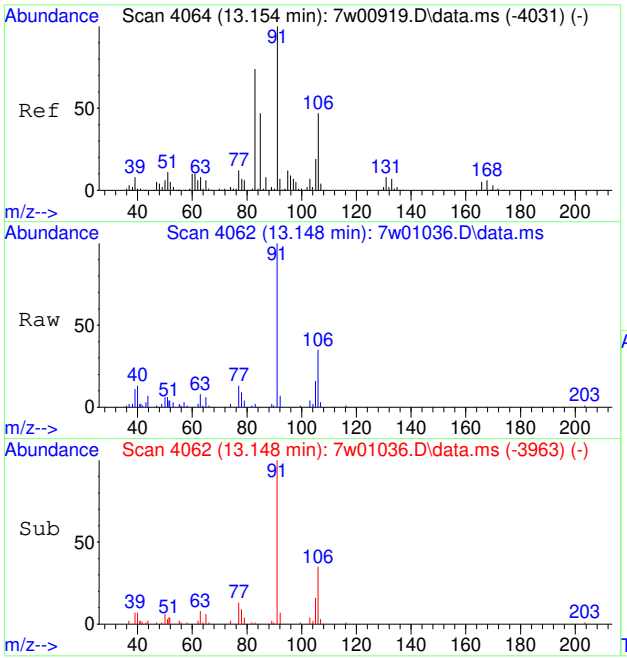

#81
O-XYLENE
Concen: 0.32 PPBV
RT: 13.148 min Scan# 4062
Delta R.T. -0.013 min
Lab File: 7w01036.D
Acq: 17 Mar 2023 1:23 am

Tgt Ion: 91 Resp: 16198

Ion	Ratio	Lower	Upper
91	100		
106	34.7	39.1	58.7#
105	16.5	15.7	23.5

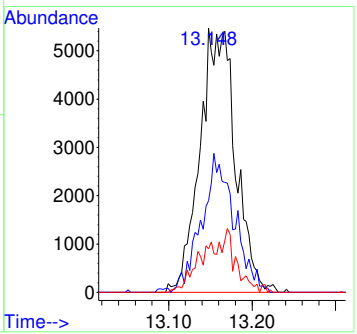

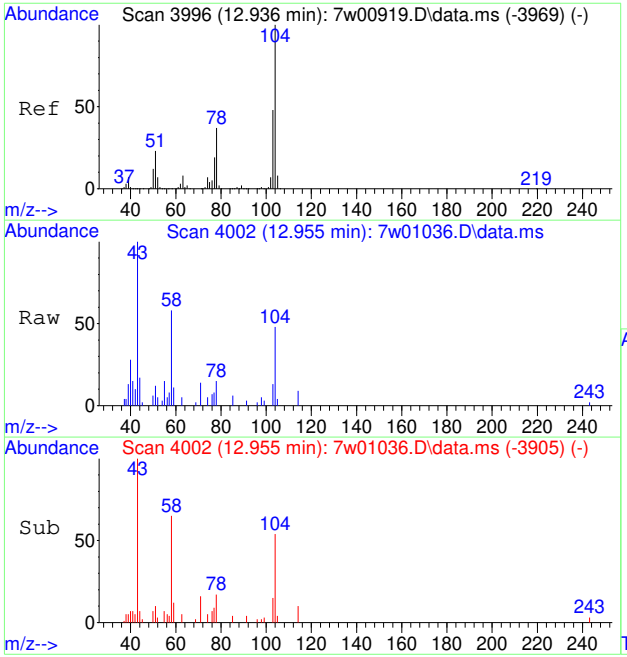

#82
STYRENE
Concen: 0.10 PPBV
RT: 12.955 min Scan# 4002
Delta R.T. 0.013 min
Lab File: 7w01036.D
Acq: 17 Mar 2023 1:23 am

Tgt Ion:104 Resp: 3673

Ion	Ratio	Lower	Upper
104	100		
78	41.1	30.7	46.1
103	44.5	37.8	56.6

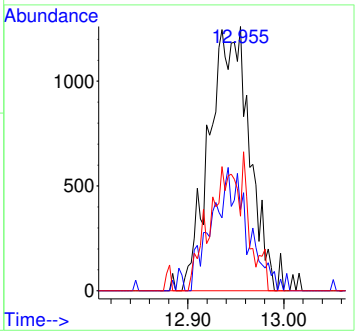

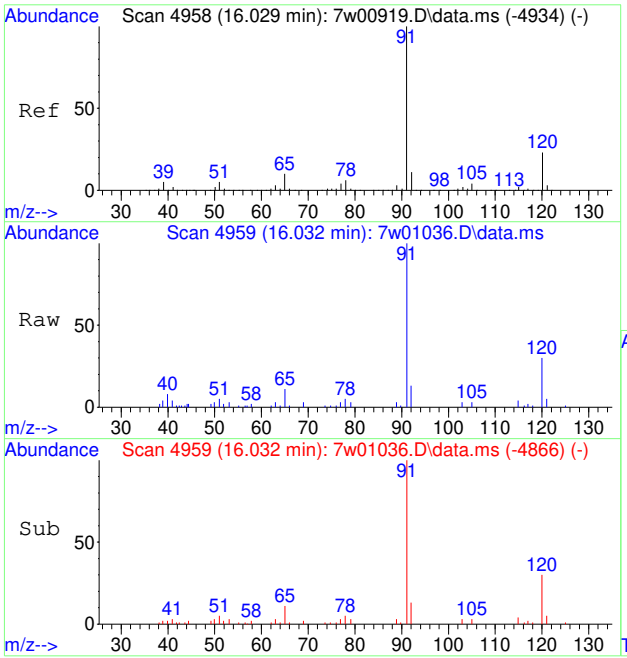

#91
N-PROPYLBENZENE
Concen: 0.25 PPBV
RT: 16.032 min Scan# 4959
Delta R.T. -0.000 min
Lab File: 7w01036.D
Acq: 17 Mar 2023 1:23 am

Tgt Ion:120 Resp: 4717

Ion	Ratio	Lower	Upper
120	100		
105	16.2	13.0	19.4

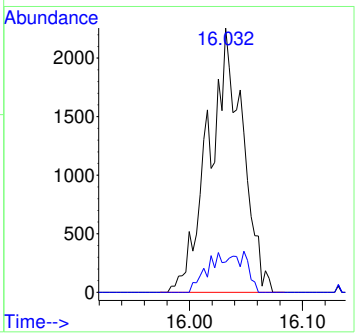

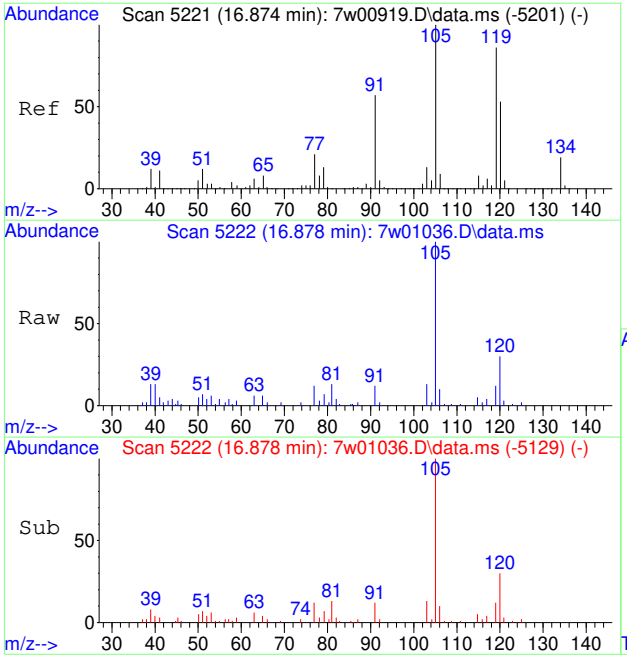

#96
1,2,4-TRIMETHYLBENZENE
Concen: 0.10 PPBV
RT: 16.878 min Scan# 5222
Delta R.T. -0.000 min
Lab File: 7w01036.D
Acq: 17 Mar 2023 1:23 am

Tgt Ion:105 Resp: 6141

Ion	Ratio	Lower	Upper
105	100		
120	42.2	45.4	68.2#
119	13.7	90.6	135.8#

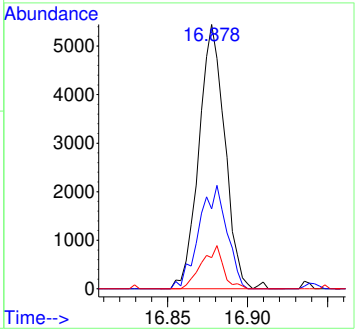

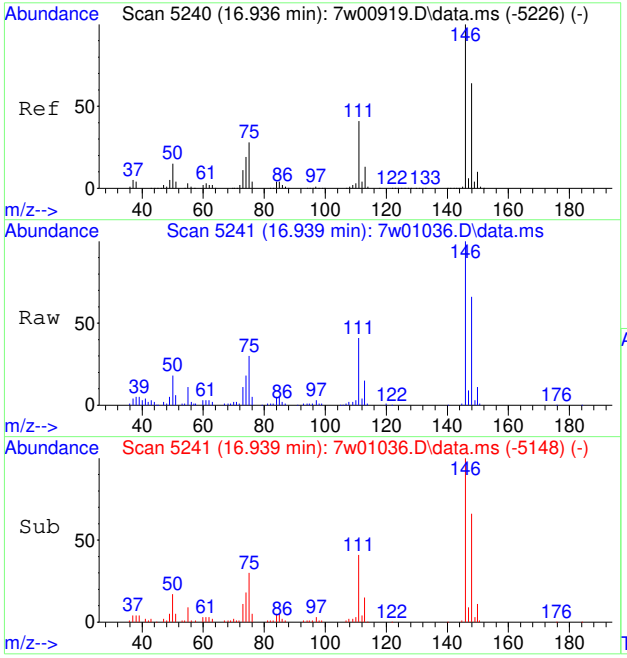

#98
M-DICHLOROBENZENE
Concen: 0.49 PPBV
RT: 16.939 min Scan# 5241
Delta R.T. -0.000 min
Lab File: 7w01036.D
Acq: 17 Mar 2023 1:23 am

Tgt Ion:146 Resp: 19438

Ion	Ratio	Lower	Upper
146	100		
148	67.3	51.0	76.6
111	42.9	30.6	45.8

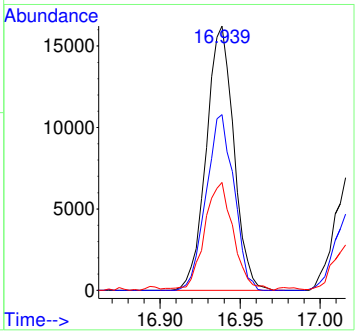

7.1.2

7

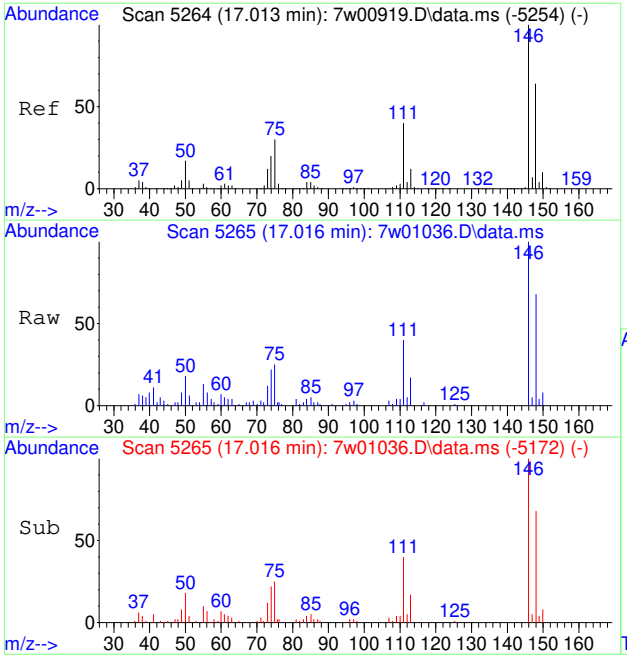

#99
P-DICHLOROBENZENE
Concen: 0.21 PPBV
RT: 17.016 min Scan# 5265
Delta R.T. -0.000 min
Lab File: 7w01036.D
Acq: 17 Mar 2023 1:23 am

Tgt Ion:146 Resp: 8248

Ion	Ratio	Lower	Upper
146	100		
148	64.6	51.0	76.6
111	42.5	29.4	44.0

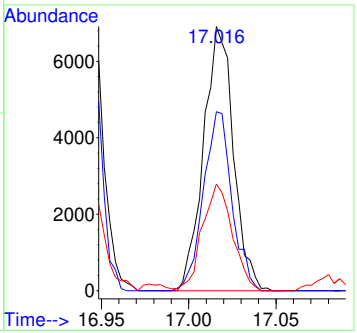

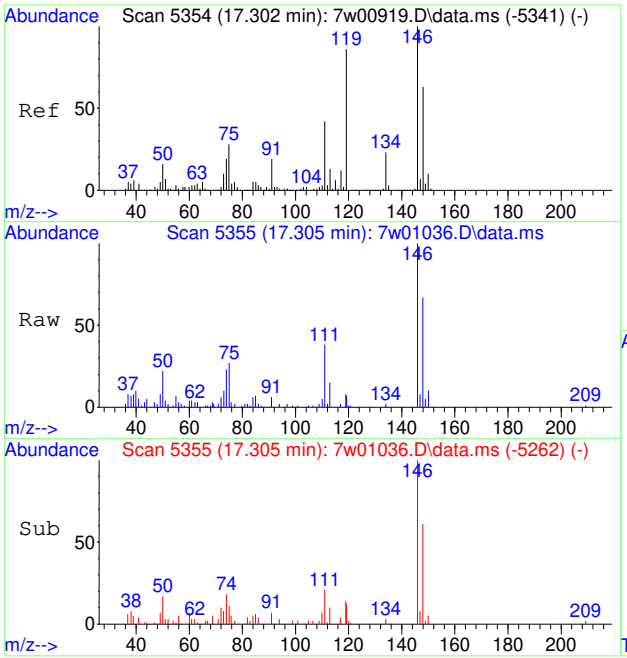

#100
O-DICHLOROBENZENE
Concen: 0.17 PPBV
RT: 17.305 min Scan# 5355
Delta R.T. 0.000 min
Lab File: 7w01036.D
Acq: 17 Mar 2023 1:23 am

Tgt Ion:146 Resp: 6749

Ion	Ratio	Lower	Upper
146	100		
148	66.0	51.0	76.4
111	47.4	31.8	47.6

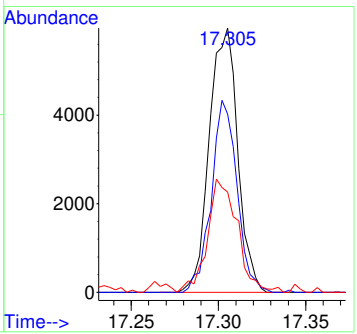

Quantitation Report (QT Reviewed)

Data Path : C:\msdchem\1\data\7w\
Data File : 7w01037.D
Acq On : 17 Mar 2023 1:59 am
Operator : thomash
Sample : jd61280-3
Misc : MS67132,V7W0047,500,,,,1
ALS Vial : 6 Sample Multiplier: 1

Quant Time: Mar 21 17:46:07 2023
Quant Method : C:\msdchem\1\methods\M7W0005.M
Quant Title : TO15 by GCMS w/DB-1, 30m X 0.25mm ID X 0.5 um
QLast Update : Wed Dec 07 14:36:34 2022
Response via : Initial Calibration

Compound	R.T.	QIon	Response	Conc	Units	Dev(Min)
Internal Standards						
1) BROMOCHLOROMETHANE	3.569	128	85877	10.00	PPBV	0.00
52) 1,4-DIFLUOROBENZENE	4.955	114	413237	10.00	PPBV	0.00
76) CHLOROBENZENE-D5	10.788	117	358482	10.00	PPBV	0.00
System Monitoring Compounds						
87) 4-BROMOFLUOROBENZENE	14.222	95	222939	9.20	PPBV	0.00
Target Compounds						Qvalue
4) CHLORODIFLUOROMETHANE	1.817	67	1043	0.36	PPBV #	39
6) DICHLORODIFLUOROMETHANE	1.849	85	21460	0.48	PPBV #	97
10) CHLOROMETHANE	1.898	52	3132	0.82	PPBV	84
13) N-BUTANE	2.026	43	217034	10.25	PPBV #	93
17) ACETONITRILE	2.251	41	3027	0.24	PPBV #	81
18) ACROLEIN	2.293	56	2758	0.42	PPBV	95
21) TRICHLOROFLUOROMETHANE	2.399	101	12445	0.28	PPBV #	96
22) ISOPROPYL ALCOHOL	2.428	45	125725	4.06	PPBV #	88
23) ACETONE	2.338	58	981843	123.60	PPBV #	50
24) PENTANE	2.515	42	42262	2.68	PPBV #	92
28) ETHANOL	2.184	45	199169	30.92	PPBV	97
31) METHYLENE CHLORIDE	2.643	84	42344	2.56	PPBV #	70
35) TERTIARY BUTYL ALCOHOL	2.653	59	10295	0.26	PPBV #	1
37) TETRAHYDROFURAN	3.904	72	2115	0.35	PPBV	94
38) HEXANE	3.624	57	30502	1.52	PPBV	95
41) METHYL ETHYL KETONE	3.277	72	13489	2.05	PPBV	75
44) ETHYL ACETATE	3.637	61	12063	2.94	PPBV #	1
45) METHYL ACRYLATE	3.621	55	4468	0.18	PPBV #	44
47) 2,4-DIMETHYLPENTANE	4.187	57	3414	0.15	PPBV	95
51) BENZENE	4.605	78	44789	1.10	PPBV	89
53) CYCLOHEXANE	4.836	84	8111	0.50	PPBV	97
54) 2,3-DIMETHYLPENTANE	5.106	71	2792	0.33	PPBV #	57
60) 2,2,4-TRIMETHYLPENTANE	5.672	57	19163	0.32	PPBV	97
62) HEPTANE	6.007	43	19104	0.90	PPBV #	67
64) METHYL ISOBUTYL KETONE	6.711	58	10074	0.78	PPBV #	78
66) TOLUENE	7.830	91	132496	2.56	PPBV	98
72) TETRACHLOROETHENE	9.624	164	6034	0.34	PPBV #	86
75) OCTANE	9.762	43	7225	0.25	PPBV	94
79) ETHYLBENZENE	11.765	91	72120	1.13	PPBV	99
80) M,P-XYLENE	12.164	91	261198	5.36	PPBV	99
81) O-XYLENE	13.154	91	80007	1.60	PPBV #	96
82) STYRENE	12.936	104	4282	0.12	PPBV	95
83) NONANE	14.286	43	13648	0.46	PPBV #	76
96) 1,2,4-TRIMETHYLBENZENE	16.881	105	13490	0.23	PPBV #	33

(#) = qualifier out of range (m) = manual integration (+) = signals summed

Quantitation Report (QT Reviewed)

Data Path : C:\msdchem\1\data\7w\
Data File : 7w01037.D
Acq On : 17 Mar 2023 1:59 am
Operator : thomash
Sample : jd61280-3
Misc : MS67132,V7W0047,500,,,,1
ALS Vial : 6 Sample Multiplier: 1

Quant Time: Mar 21 17:46:07 2023
Quant Method : C:\msdchem\1\methods\M7W0005.M
Quant Title : TO15 by GCMS w/DB-1, 30m X 0.25mm ID X 0.5 um
QLast Update : Wed Dec 07 14:36:34 2022
Response via : Initial Calibration



M7W0005.M Tue Mar 21 17:46:12 2023 Page: 2

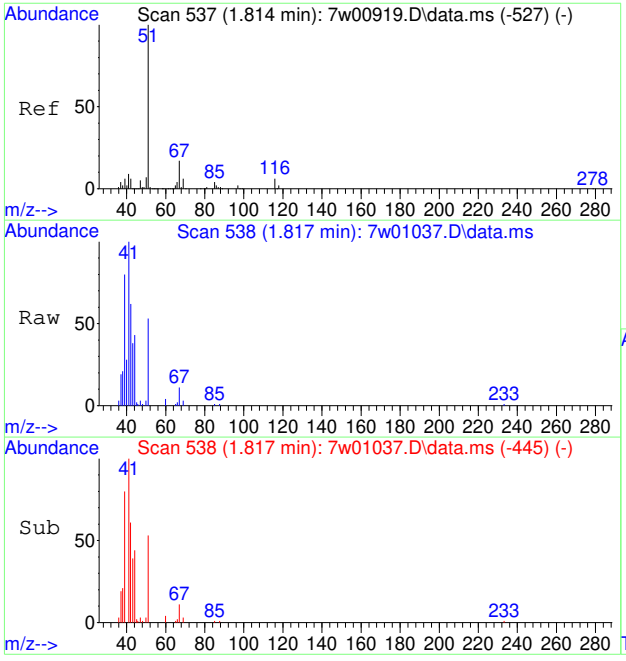

#4
CHLORODIFLUOROMETHANE
Concen: 0.36 PPBV
RT: 1.817 min Scan# 538
Delta R.T. 0.000 min
Lab File: 7w01037.D
Acq: 17 Mar 2023 1:59 am

Tgt Ion: 67 Resp: 1043

Ion	Ratio	Lower	Upper
67	100		
69	0.0	28.8	43.2#

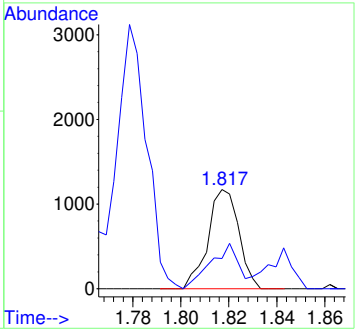

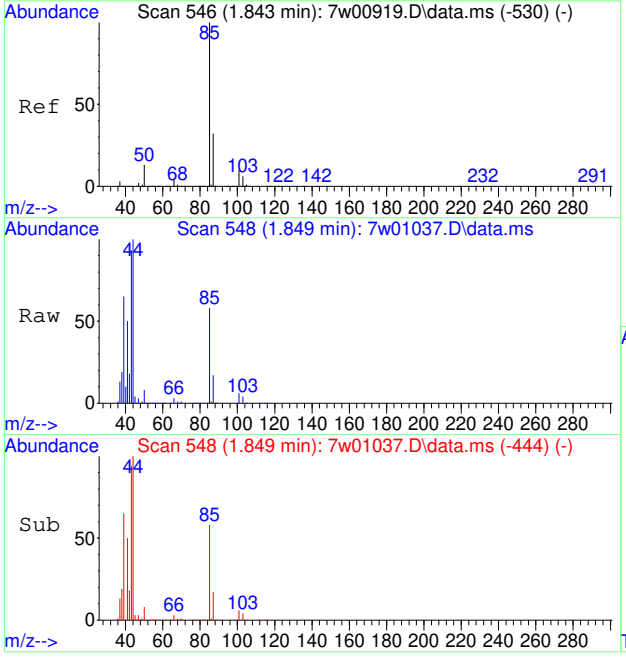

#6
DICHLORODIFLUOROMETHANE
Concen: 0.48 PPBV
RT: 1.849 min Scan# 548
Delta R.T. 0.003 min
Lab File: 7w01037.D
Acq: 17 Mar 2023 1:59 am

Tgt Ion: 85 Resp: 21460

Ion	Ratio	Lower	Upper
85	100		
87	31.9	25.8	38.6
50	13.4	7.4	11.2#

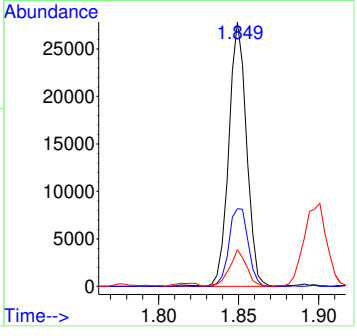

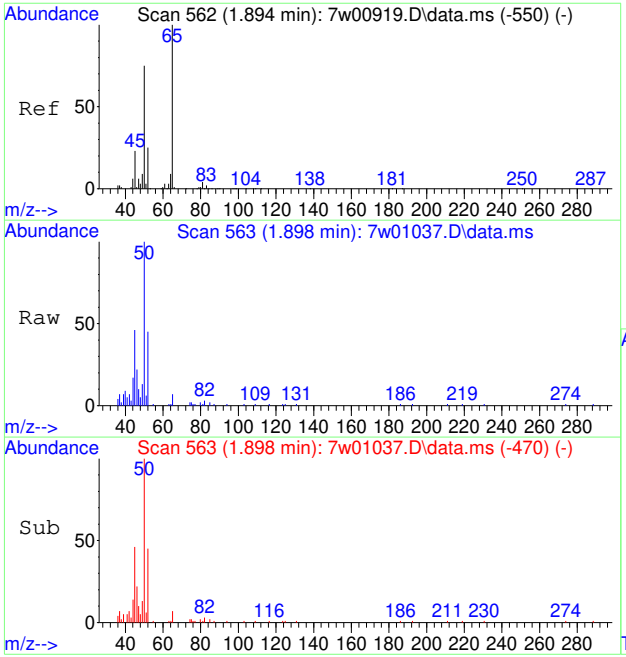

#10
CHLOROMETHANE
Concen: 0.82 PPBV
RT: 1.898 min Scan# 563
Delta R.T. -0.000 min
Lab File: 7w01037.D
Acq: 17 Mar 2023 1:59 am

Tgt Ion: 52 Resp: 3132

Ion	Ratio	Lower	Upper
52	100		
50	278.9	248.2	372.2

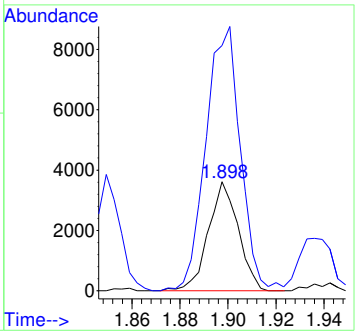

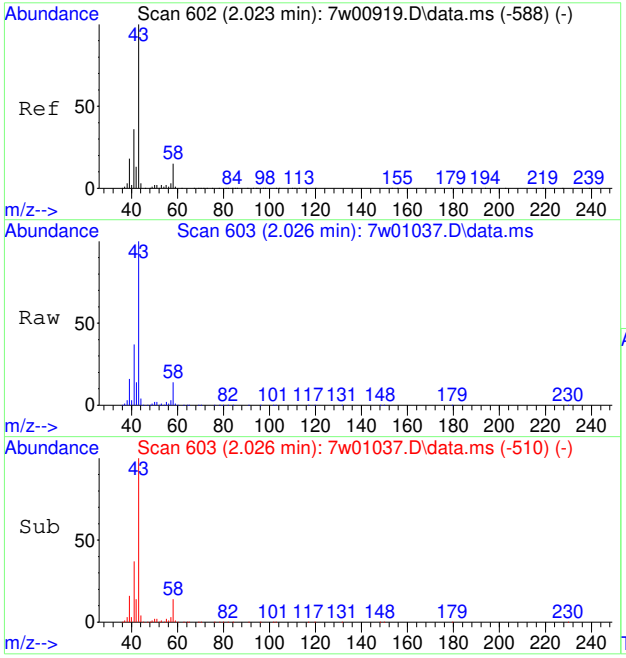

#13
N-BUTANE
Concen: 10.25 PPBV
RT: 2.026 min Scan# 603
Delta R.T. 0.000 min
Lab File: 7w01037.D
Acq: 17 Mar 2023 1:59 am

Tgt Ion: 43 Resp: 217034

Ion	Ratio	Lower	Upper
43	100		
58	14.4	14.2	21.2
44	4.1	4.2	6.4#

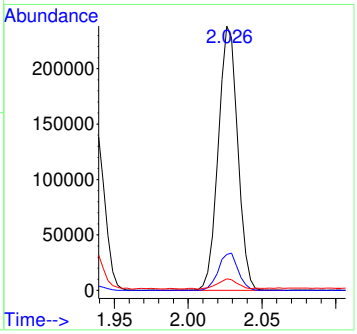

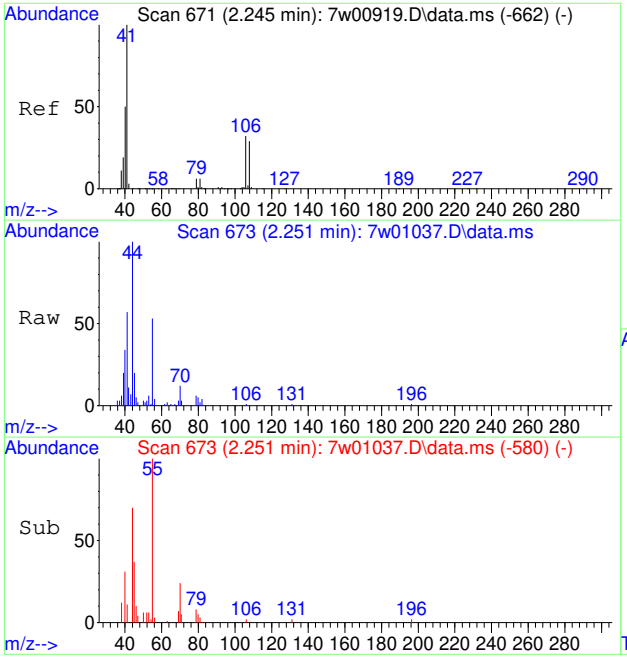

#17
ACETONITRILE
Concen: 0.24 PPBV
RT: 2.251 min Scan# 673
Delta R.T. 0.000 min
Lab File: 7w01037.D
Acq: 17 Mar 2023 1:59 am

Tgt Ion: 41 Resp: 3027

Ion	Ratio	Lower	Upper
41	100		
40	57.4	41.6	62.4
39	41.3	14.2	21.4#

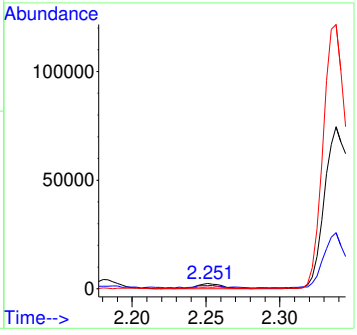

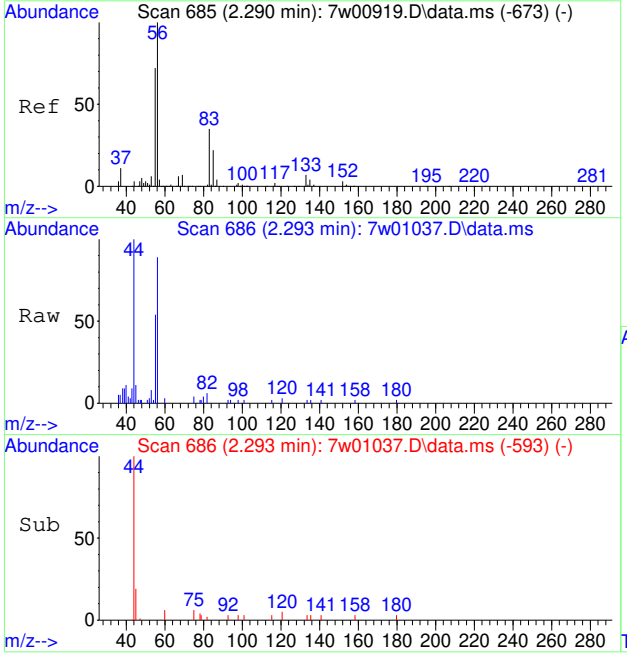

#18
ACROLEIN
Concen: 0.42 PPBV
RT: 2.293 min Scan# 686
Delta R.T. 0.000 min
Lab File: 7w01037.D
Acq: 17 Mar 2023 1:59 am

Tgt Ion: 56 Resp: 2758

Ion	Ratio	Lower	Upper
56	100		
55	66.2	56.0	84.0

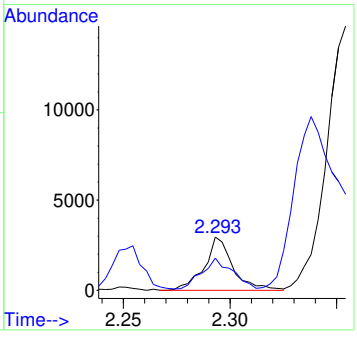

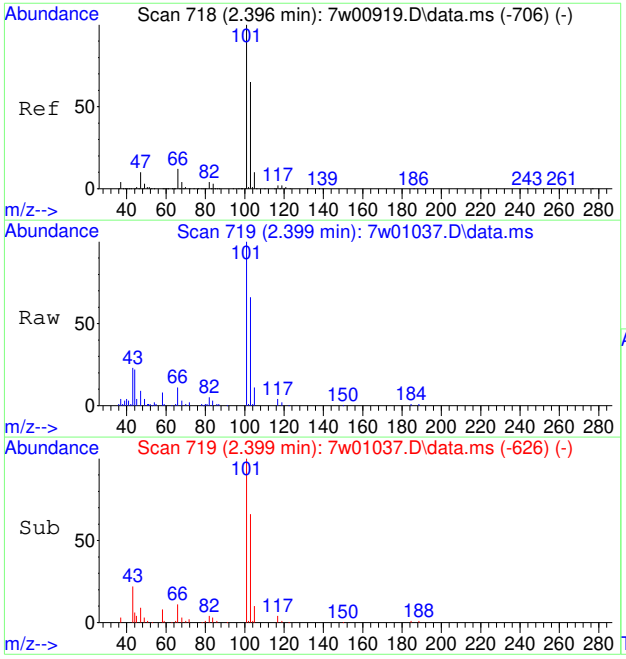

#21
TRICHLOROFLUOROMETHANE
Concen: 0.28 PPBV
RT: 2.399 min Scan# 719
Delta R.T. 0.000 min
Lab File: 7w01037.D
Acq: 17 Mar 2023 1:59 am

Tgt Ion:101 Resp: 12445

Ion	Ratio	Lower	Upper
101	100		
103	67.9	51.8	77.6
105	12.9	8.4	12.6#

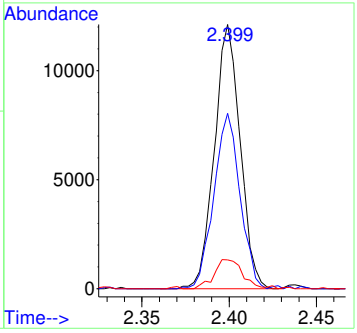

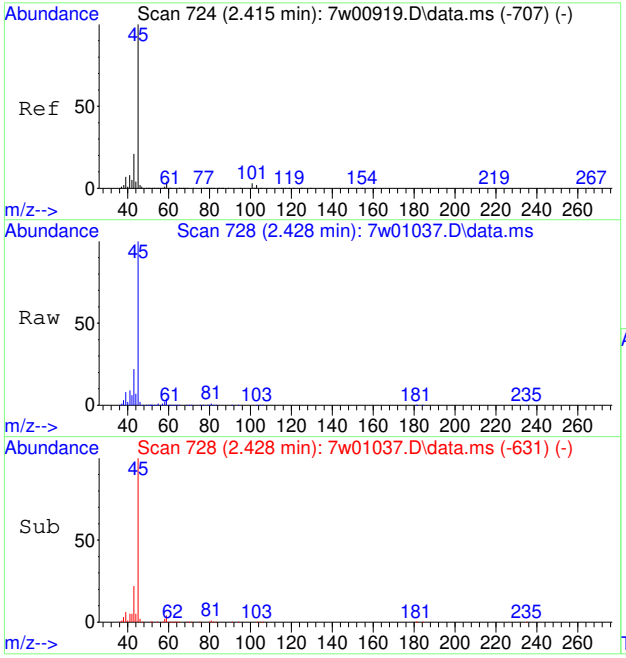

#22
ISOPROPYL ALCOHOL
Concen: 4.06 PPBV
RT: 2.428 min Scan# 728
Delta R.T. 0.013 min
Lab File: 7w01037.D
Acq: 17 Mar 2023 1:59 am

Tgt Ion: 45 Resp: 125725

Ion	Ratio	Lower	Upper
45	100		
43	26.2	15.5	23.3#
59	4.2	4.1	6.1

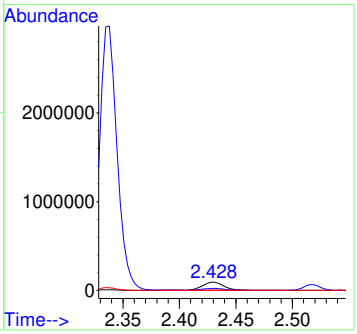

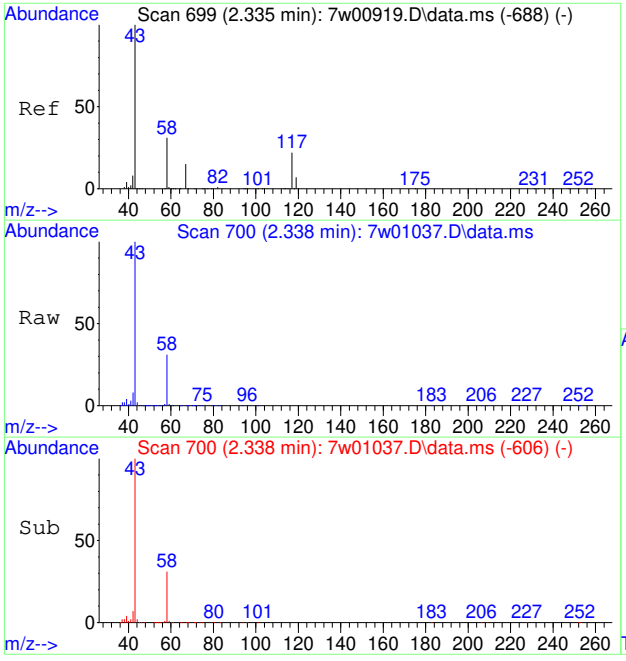

#23
ACETONE
Concen: 123.60 PPBV
RT: 2.338 min Scan# 700
Delta R.T. 0.003 min
Lab File: 7w01037.D
Acq: 17 Mar 2023 1:59 am

Tgt Ion: 58 Resp: 981843

Ion	Ratio	Lower	Upper
58	100		
43	330.6	195.9	293.9#

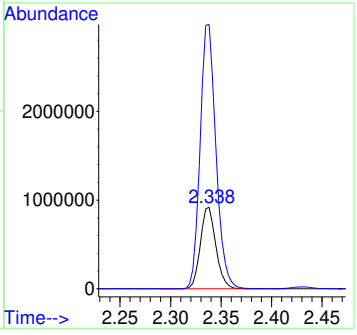

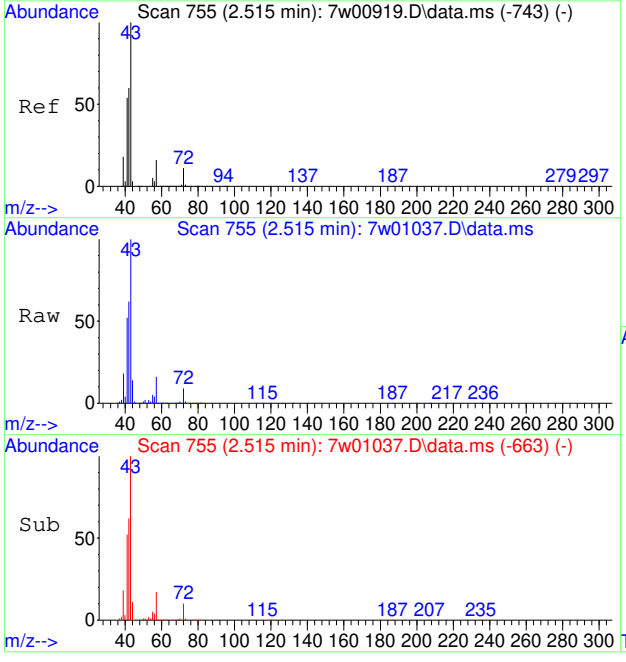

#24
PENTANE
Concen: 2.68 PPBV
RT: 2.515 min Scan# 755
Delta R.T. -0.003 min
Lab File: 7w01037.D
Acq: 17 Mar 2023 1:59 am

Tgt Ion: 42 Resp: 42262

Ion	Ratio	Lower	Upper
42	100		
41	91.5	69.5	104.3
57	25.5	27.4	41.0#

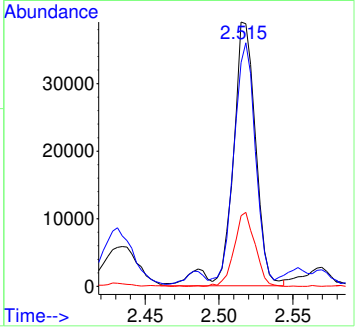

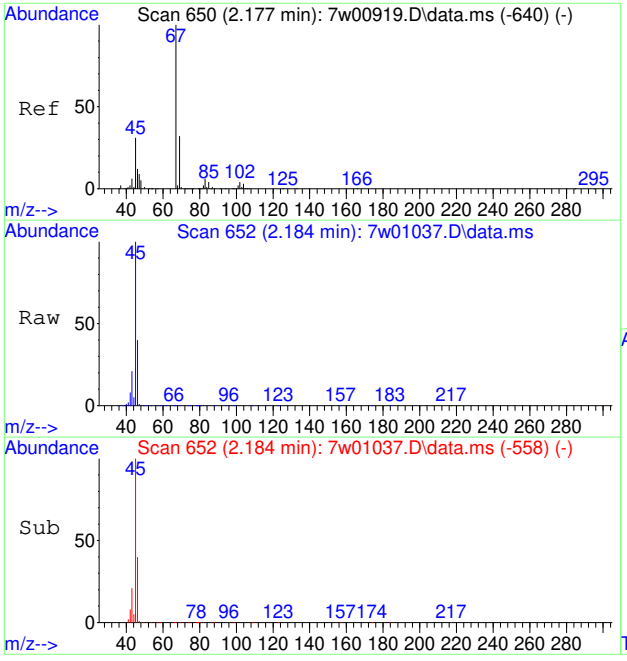

#28
ETHANOL
Concen: 30.92 PPBV
RT: 2.184 min Scan# 652
Delta R.T. 0.003 min
Lab File: 7w01037.D
Acq: 17 Mar 2023 1:59 am

Tgt Ion: 45 Resp: 199169

Ion	Ratio	Lower	Upper
45	100		
46	40.9	34.1	51.1
42	8.4	6.1	9.1

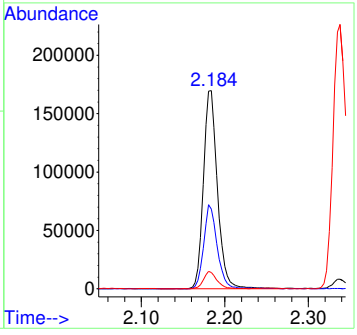

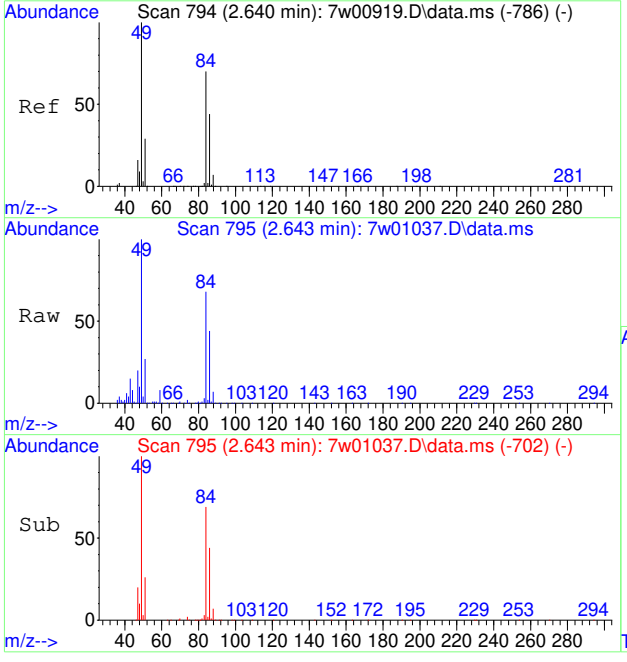

#31
METHYLENE CHLORIDE
Concen: 2.56 PPBV
RT: 2.643 min Scan# 795
Delta R.T. -0.001 min
Lab File: 7w01037.D
Acq: 17 Mar 2023 1:59 am

Tgt Ion: 84 Resp: 42344

Ion	Ratio	Lower	Upper
84	100		
86	65.1	50.9	76.3
49	145.4	78.6	118.0#

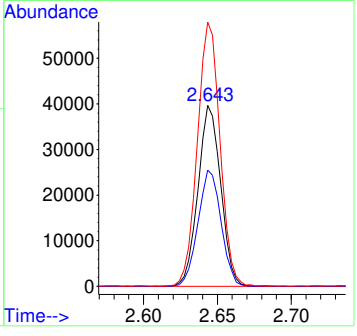

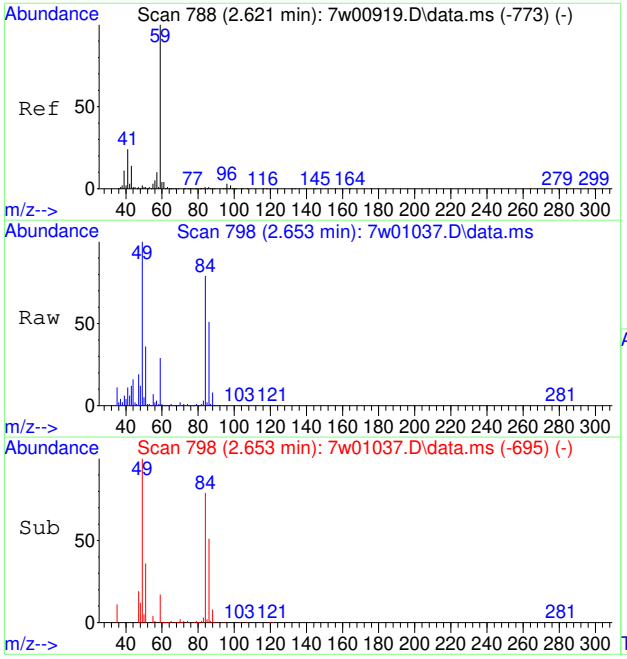

#35
TERTIARY BUTYL ALCOHOL
Concen: 0.26 PPBV
RT: 2.653 min Scan# 798
Delta R.T. 0.032 min
Lab File: 7w01037.D
Acq: 17 Mar 2023 1:59 am

Tgt Ion: 59 Resp: 10295

Ion	Ratio	Lower	Upper
59	100		
41	98.1	29.9	44.9#
43	146.5	8.9	13.3#

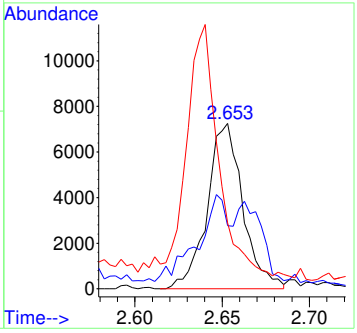

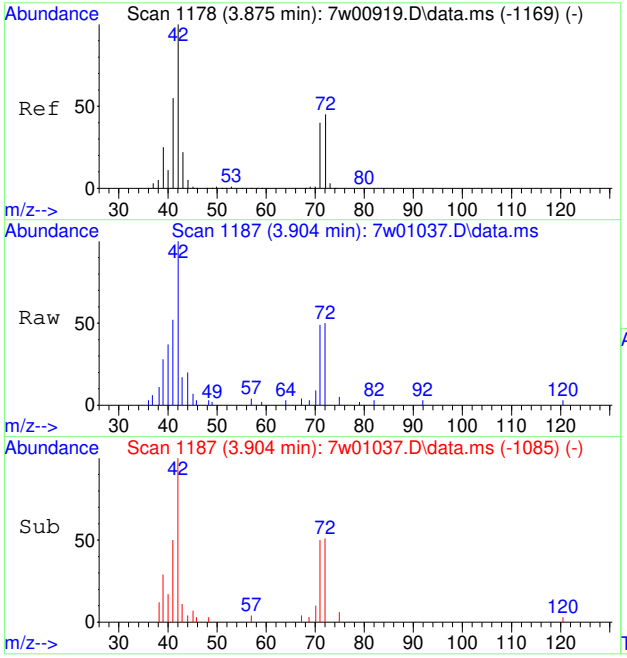

#37
TETRAHYDROFURAN
Concen: 0.35 PPBV
RT: 3.904 min Scan# 1187
Delta R.T. 0.029 min
Lab File: 7w01037.D
Acq: 17 Mar 2023 1:59 am

Tgt Ion: 72 Resp: 2115

Ion	Ratio	Lower	Upper
72	100		
42	193.1	149.0	223.6
71	86.0	74.5	111.7

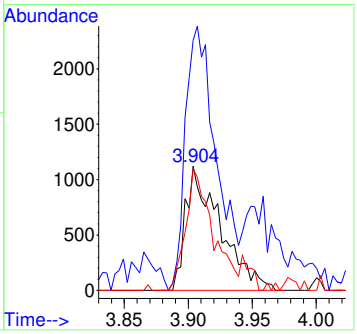

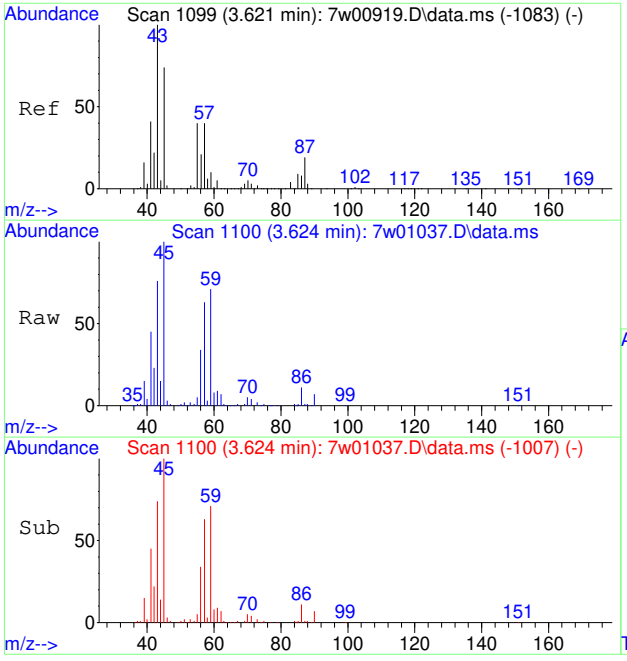

#38
HEXANE
Concen: 1.52 PPBV
RT: 3.624 min Scan# 1100
Delta R.T. 0.000 min
Lab File: 7w01037.D
Acq: 17 Mar 2023 1:59 am

Tgt Ion: 57 Resp: 30502

Ion	Ratio	Lower	Upper
57	100		
56	52.2	42.0	63.0
41	75.3	66.2	99.2

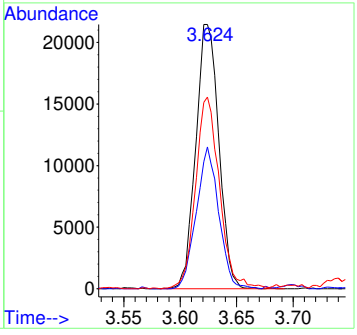

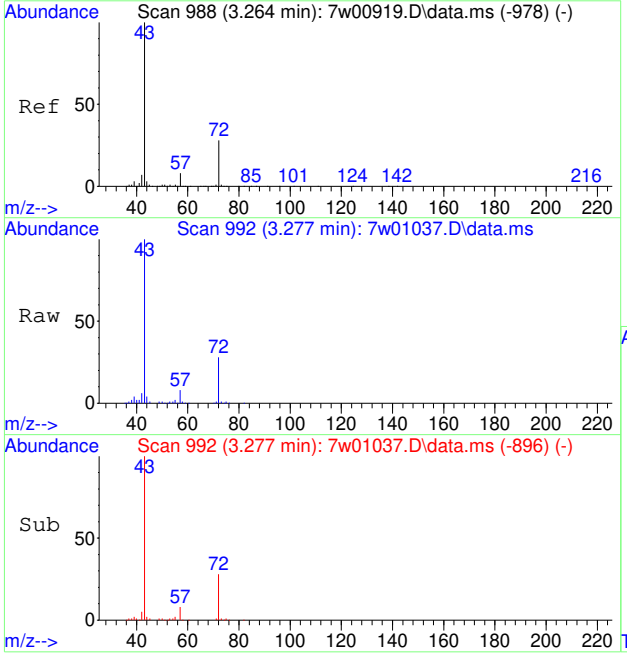

#41
METHYL ETHYL KETONE
Concen: 2.05 PPBV
RT: 3.277 min Scan# 992
Delta R.T. 0.010 min
Lab File: 7w01037.D
Acq: 17 Mar 2023 1:59 am

Tgt Ion: 72 Resp: 13489

Ion	Ratio	Lower	Upper
72	100		
57	31.6	22.2	33.4
43	370.1	252.6	378.8

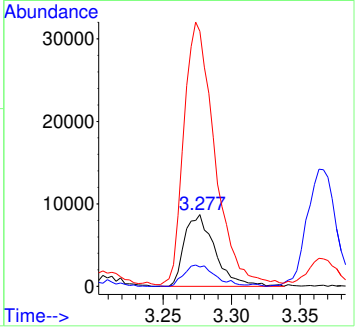

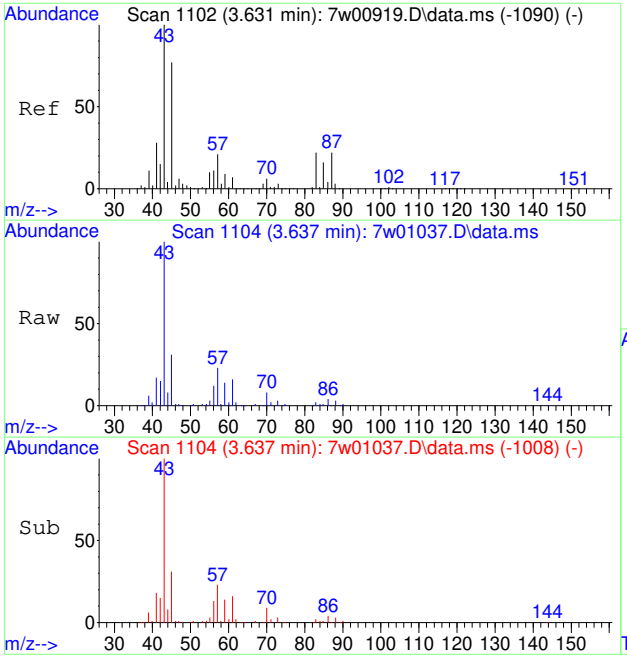

#44
ETHYL ACETATE
Concen: 2.94 PPBV
RT: 3.637 min Scan# 1104
Delta R.T. 0.010 min
Lab File: 7w01037.D
Acq: 17 Mar 2023 1:59 am

Tgt Ion: 61 Resp: 12063

Ion	Ratio	Lower	Upper
61	100		
43	613.4	986.2	1479.2#
88	21.5	38.8	58.2#

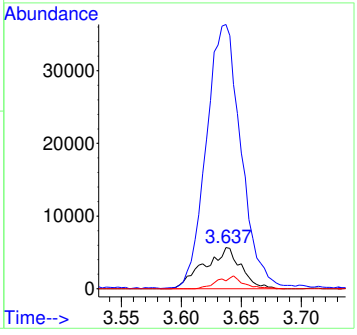

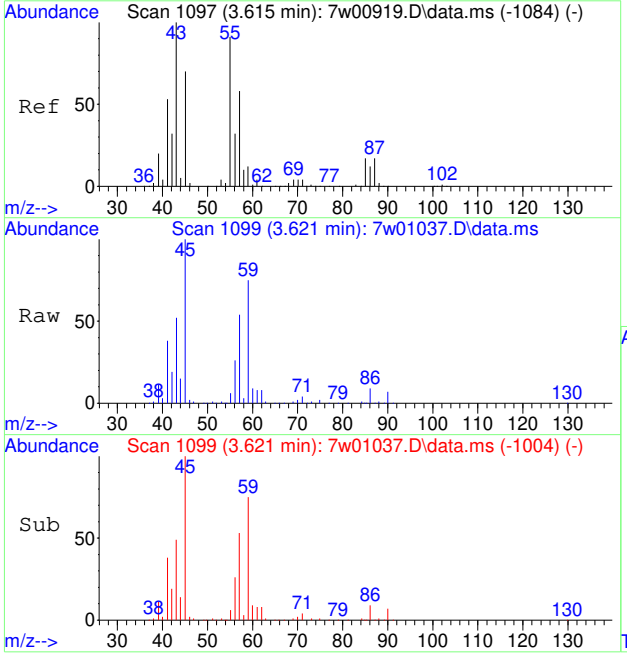

#45
METHYL ACRYLATE
Concen: 0.18 PPBV
RT: 3.621 min Scan# 1099
Delta R.T. 0.006 min
Lab File: 7w01037.D
Acq: 17 Mar 2023 1:59 am

Tgt Ion: 55 Resp: 4468

Ion	Ratio	Lower	Upper
55	100		
85	0.0	0.0	0.0
58	37.6	11.7	17.5#

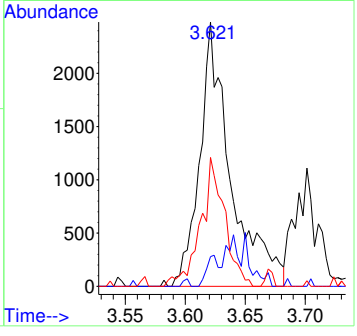

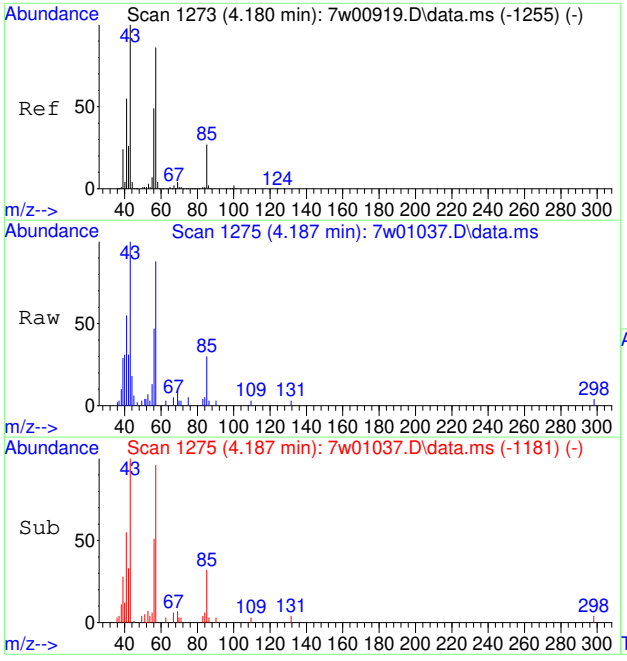

#47
2,4-DIMETHYLPENTANE
Concen: 0.15 PPBV
RT: 4.187 min Scan# 1275
Delta R.T. 0.003 min
Lab File: 7w01037.D
Acq: 17 Mar 2023 1:59 am

Tgt Ion: 57 Resp: 3414

Ion	Ratio	Lower	Upper
57	100		
56	60.0	43.9	65.9
85	30.3	25.0	37.6

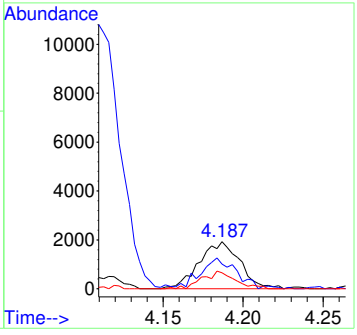

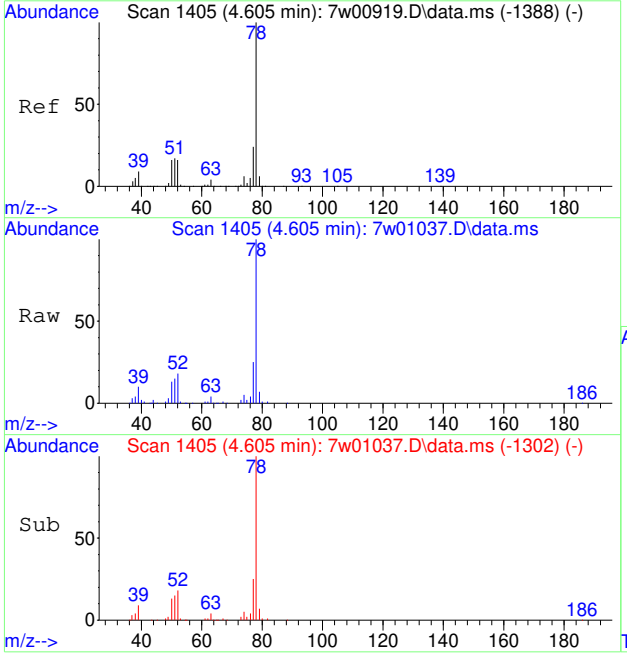

#51
BENZENE
Concen: 1.10 PPBV
RT: 4.605 min Scan# 1405
Delta R.T. -0.000 min
Lab File: 7w01037.D
Acq: 17 Mar 2023 1:59 am

Tgt Ion: 78 Resp: 44789

Ion	Ratio	Lower	Upper
78	100		
52	17.4	0.0	34.0
51	18.6	0.0	33.5

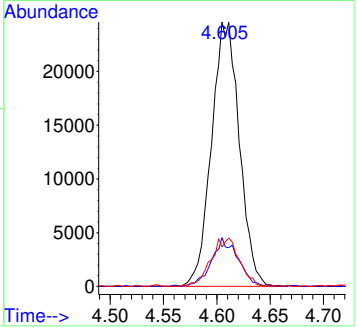

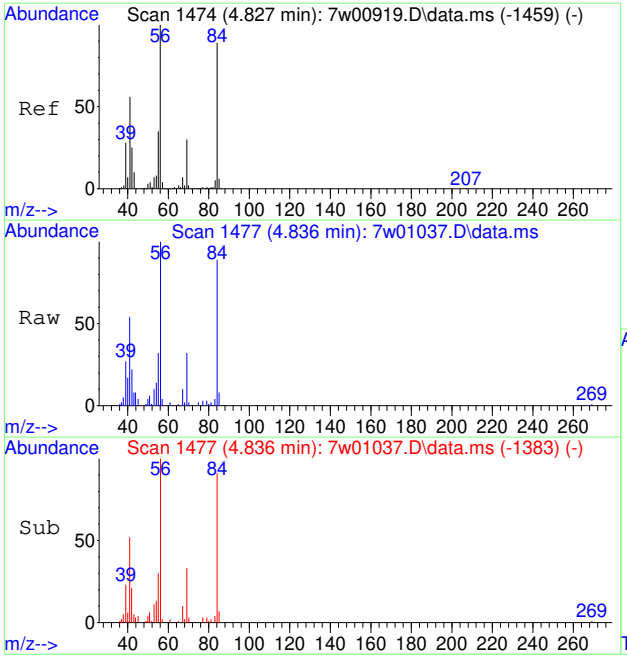

#53
CYCLOHEXANE
Concen: 0.50 PPBV
RT: 4.836 min Scan# 1477
Delta R.T. 0.003 min
Lab File: 7w01037.D
Acq: 17 Mar 2023 1:59 am

Tgt Ion: 84 Resp: 8111

Ion	Ratio	Lower	Upper
84	100		
69	37.4	28.2	42.2
56	113.0	88.1	132.1

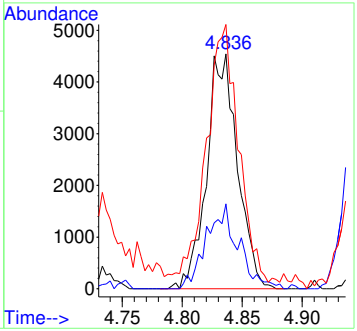

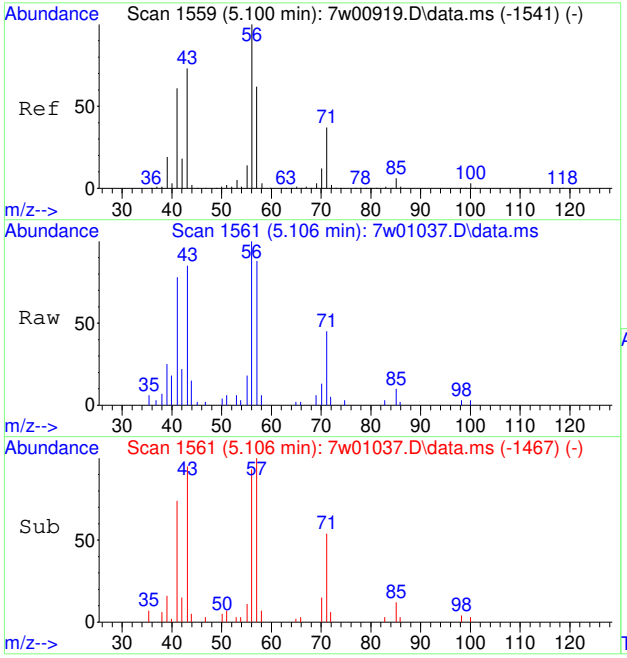

#54
2,3-DIMETHYLPENTANE
Concen: 0.33 PPBV
RT: 5.106 min Scan# 1561
Delta R.T. 0.003 min
Lab File: 7w01037.D
Acq: 17 Mar 2023 1:59 am

Tgt Ion: 71 Resp: 2792

Ion	Ratio	Lower	Upper
71	100		
56	162.5	188.6	283.0#
85	0.0	13.4	20.0#

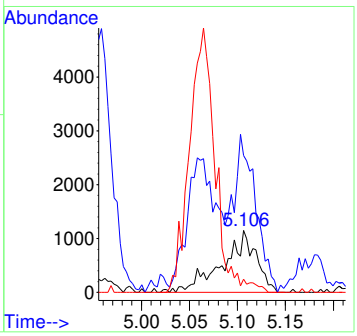

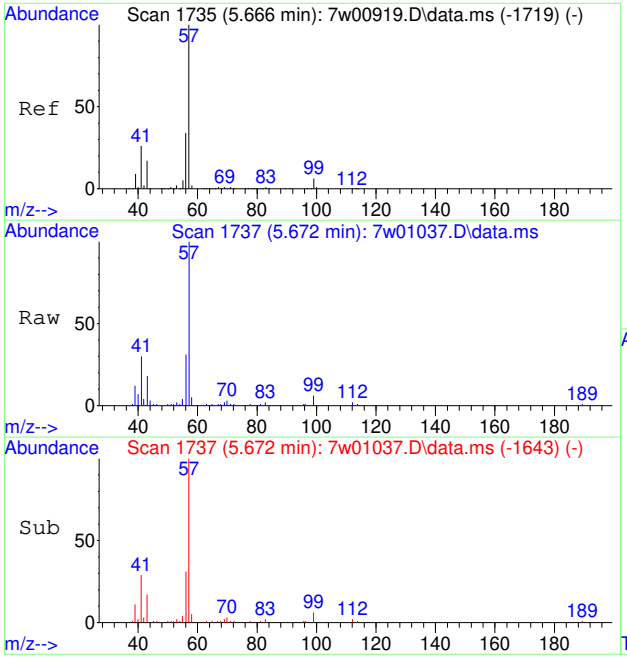

#60
2,2,4-TRIMETHYLPENTANE
Concen: 0.32 PPBV
RT: 5.672 min Scan# 1737
Delta R.T. 0.003 min
Lab File: 7w01037.D
Acq: 17 Mar 2023 1:59 am

Tgt Ion: 57 Resp: 19163

Ion	Ratio	Lower	Upper
57	100		
56	34.5	26.3	39.5
99	6.2	5.0	7.6

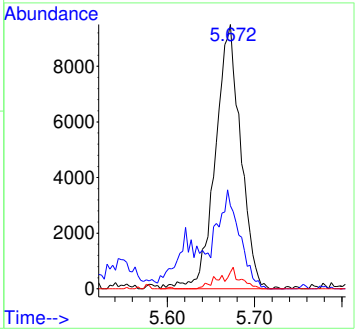

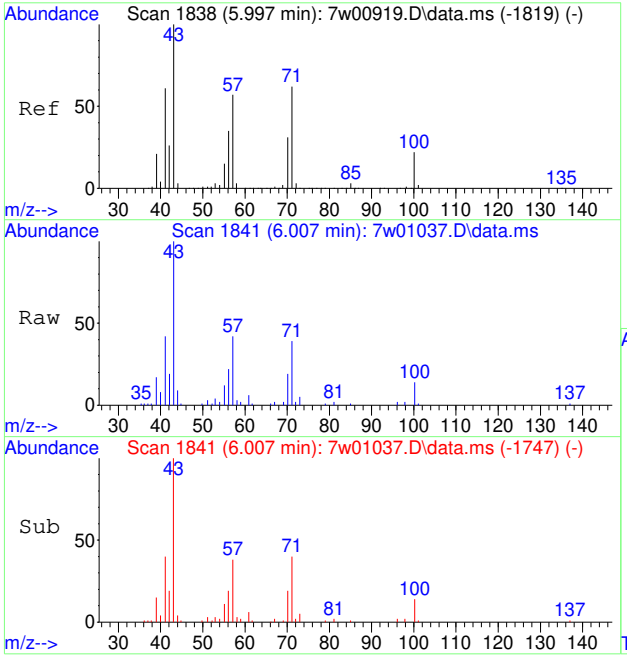

#62
HEPTANE
Concen: 0.90 PPBV
RT: 6.007 min Scan# 1841
Delta R.T. 0.003 min
Lab File: 7w01037.D
Acq: 17 Mar 2023 1:59 am

Tgt Ion: 43 Resp: 19104

Ion	Ratio	Lower	Upper
43	100		
71	43.7	60.6	90.8#
57	40.9	50.2	75.4#

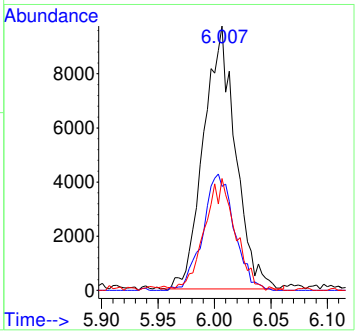

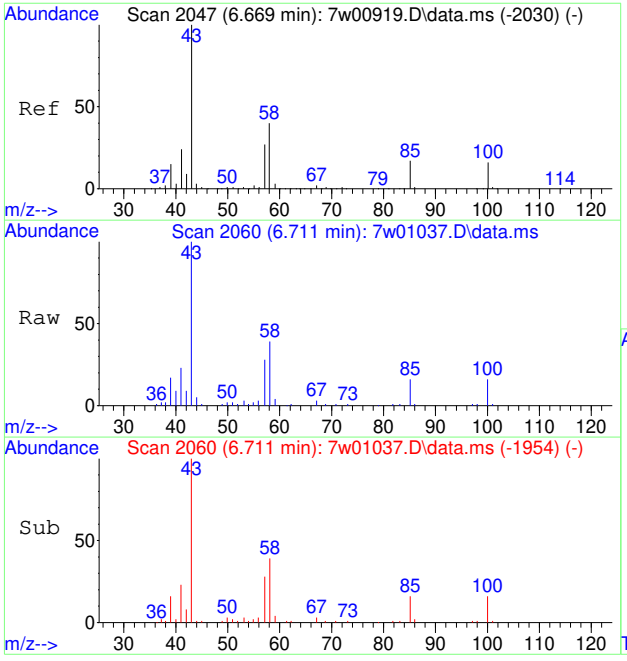

#64
METHYL ISOBUTYL KETONE
Concen: 0.78 PPBV
RT: 6.711 min Scan# 2060
Delta R.T. 0.042 min
Lab File: 7w01037.D
Acq: 17 Mar 2023 1:59 am

Tgt Ion: 58 Resp: 10074

Ion	Ratio	Lower	Upper
58	100		
43	257.4	168.2	252.4#
100	40.3	33.6	50.4
85	43.0	36.7	55.1

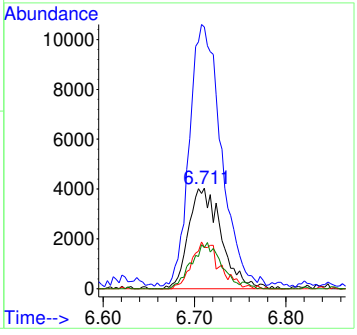

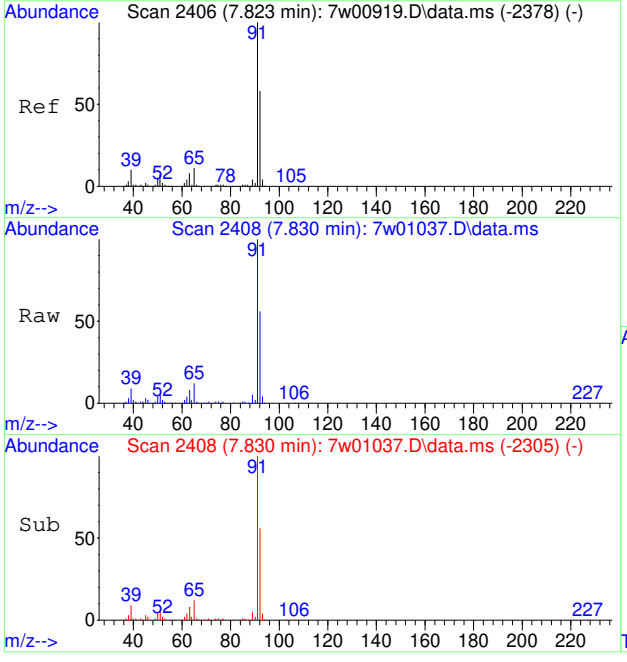

#66
TOLUENE
Concen: 2.56 PPBV
RT: 7.830 min Scan# 2408
Delta R.T. 0.003 min
Lab File: 7w01037.D
Acq: 17 Mar 2023 1:59 am

Tgt Ion: 91 Resp: 132496

Ion	Ratio	Lower	Upper
91	100		
92	57.5	38.9	78.9

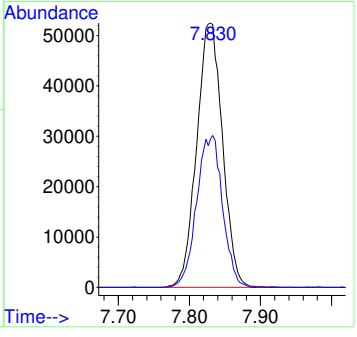

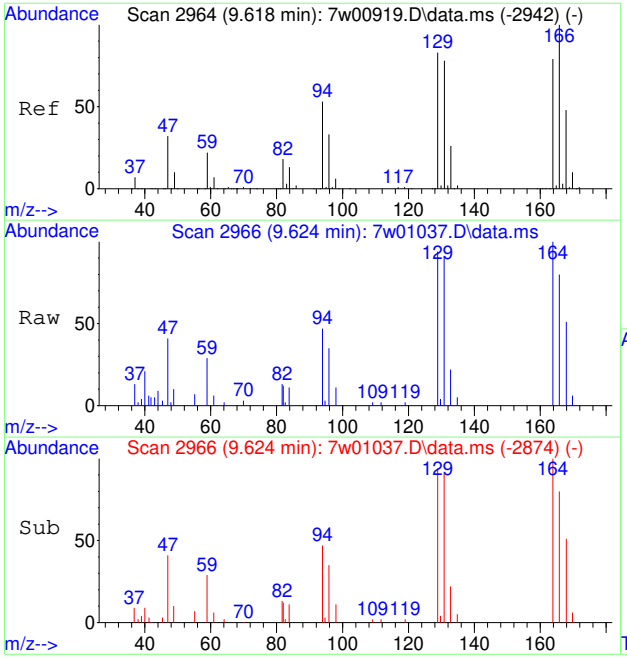

#72
TETRACHLOROETHENE
Concen: 0.34 PPBV
RT: 9.624 min Scan# 2966
Delta R.T. -0.003 min
Lab File: 7w01037.D
Acq: 17 Mar 2023 1:59 am

Tgt Ion:164 Resp: 6034

Ion	Ratio	Lower	Upper
164	100		
129	102.4	72.0	108.0
168	66.7	48.6	72.8
131	103.9	69.0	103.6#

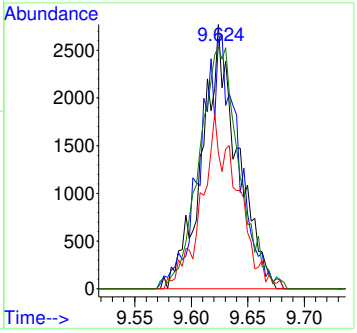

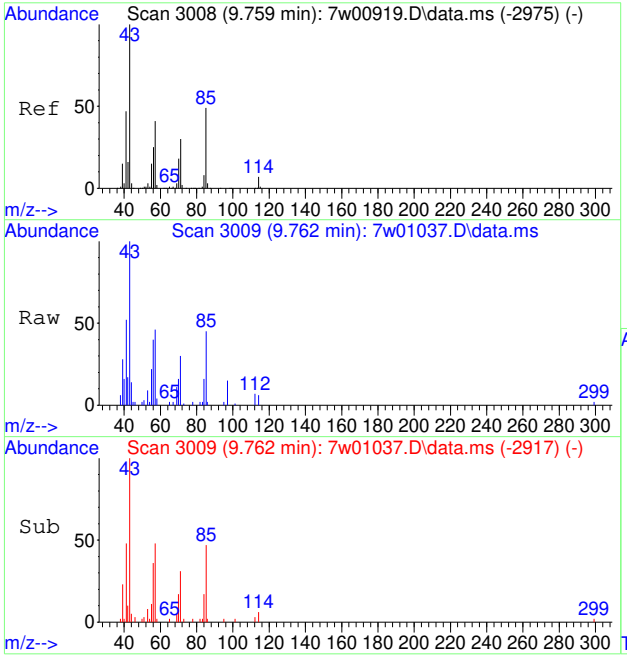

#75
OCTANE
Concen: 0.25 PPBV
RT: 9.762 min Scan# 3009
Delta R.T. -0.003 min
Lab File: 7w01037.D
Acq: 17 Mar 2023 1:59 am

Tgt Ion: 43 Resp: 7225

Ion	Ratio	Lower	Upper
43	100		
85	62.6	49.8	74.8
57	56.8	38.8	58.2

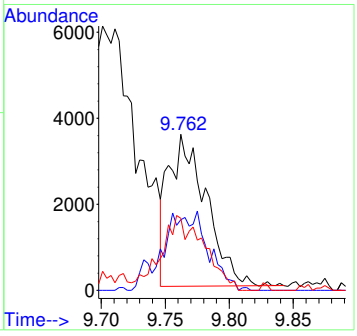

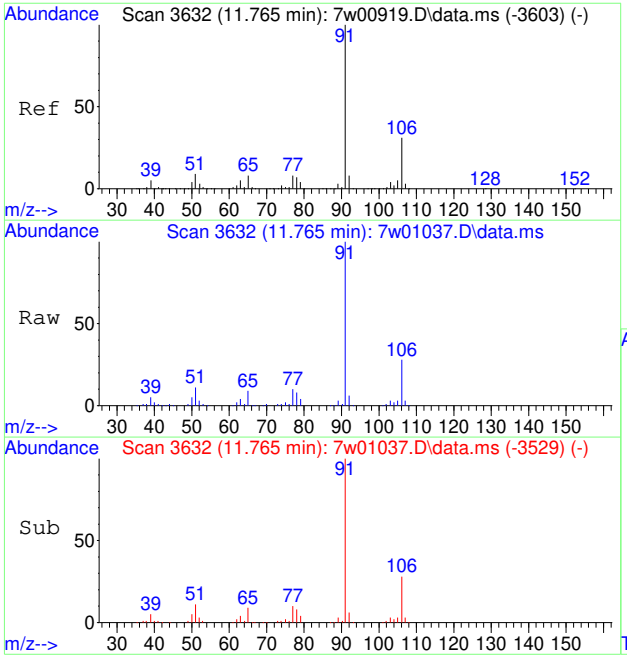

#79
ETHYLBENZENE
Concen: 1.13 PPBV
RT: 11.765 min Scan# 3632
Delta R.T. 0.000 min
Lab File: 7w01037.D
Acq: 17 Mar 2023 1:59 am

Tgt Ion: 91 Resp: 72120

Ion	Ratio	Lower	Upper
91	100		
106	32.2	11.7	51.7

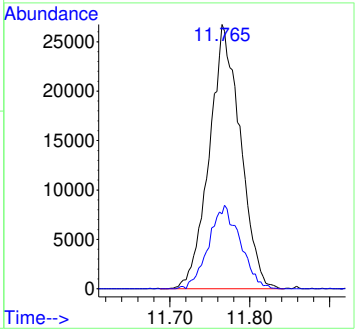

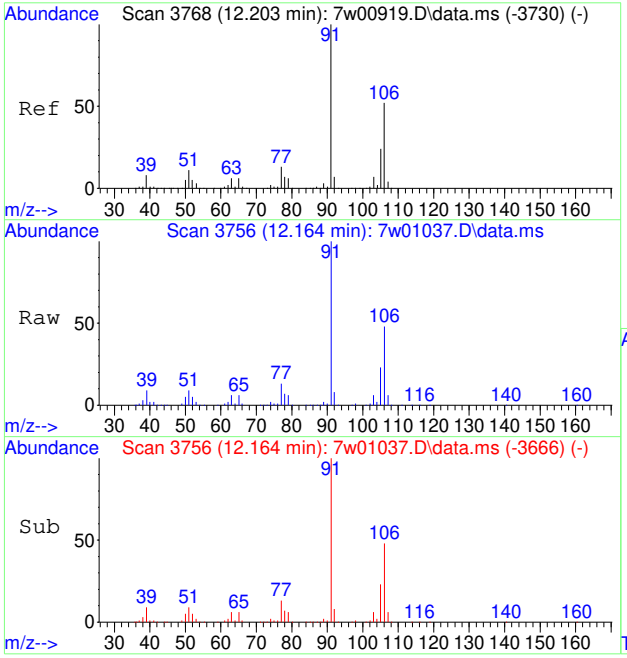

#80
M,P-XYLENE
Concen: 5.36 PPBV
RT: 12.164 min Scan# 3756
Delta R.T. -0.042 min
Lab File: 7w01037.D
Acq: 17 Mar 2023 1:59 am

Tgt Ion: 91 Resp: 261198

Ion	Ratio	Lower	Upper
91	100		
106	50.2	31.5	71.5
105	23.3	3.6	43.6

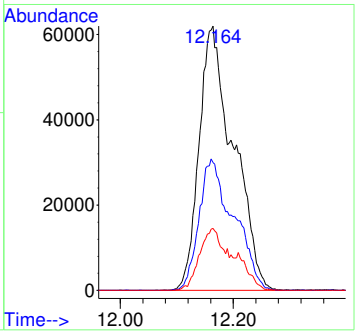

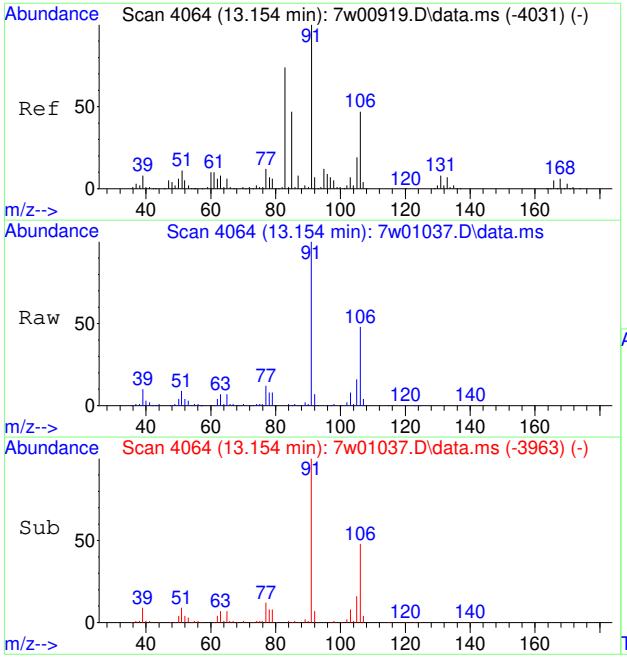

#81
O-XYLENE
Concen: 1.60 PPBV
RT: 13.154 min Scan# 4064
Delta R.T. -0.007 min
Lab File: 7w01037.D
Acq: 17 Mar 2023 1:59 am

Tgt Ion: 91 Resp: 80007

Ion	Ratio	Lower	Upper
91	100		
106	47.6	39.1	58.7
105	15.6	15.7	23.5#

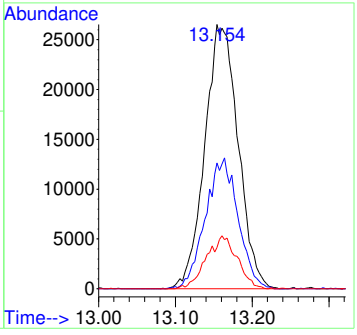

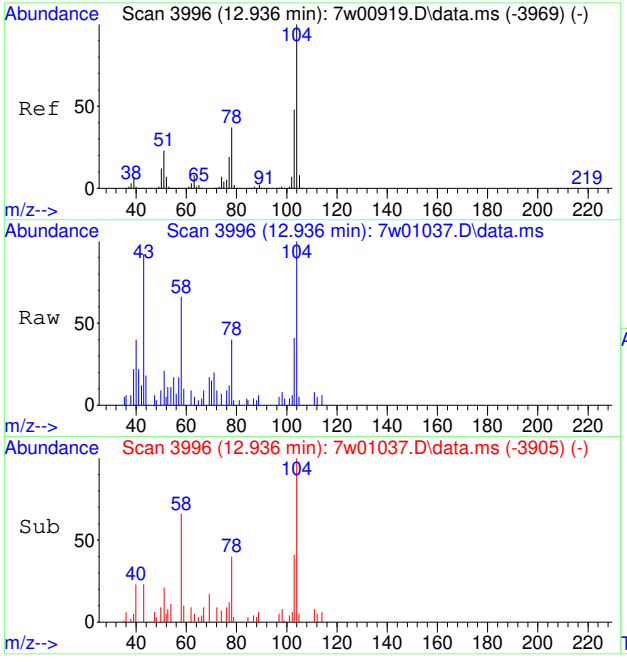

#82
STYRENE
Concen: 0.12 PPBV
RT: 12.936 min Scan# 3996
Delta R.T. -0.006 min
Lab File: 7w01037.D
Acq: 17 Mar 2023 1:59 am

Tgt Ion:104 Resp: 4282

Ion	Ratio	Lower	Upper
104	100		
78	43.0	30.7	46.1
103	48.6	37.8	56.6

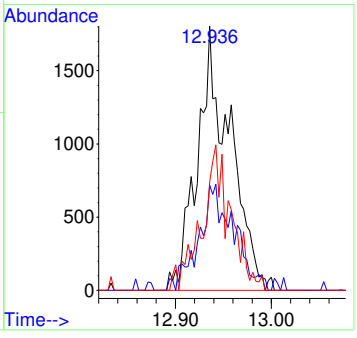

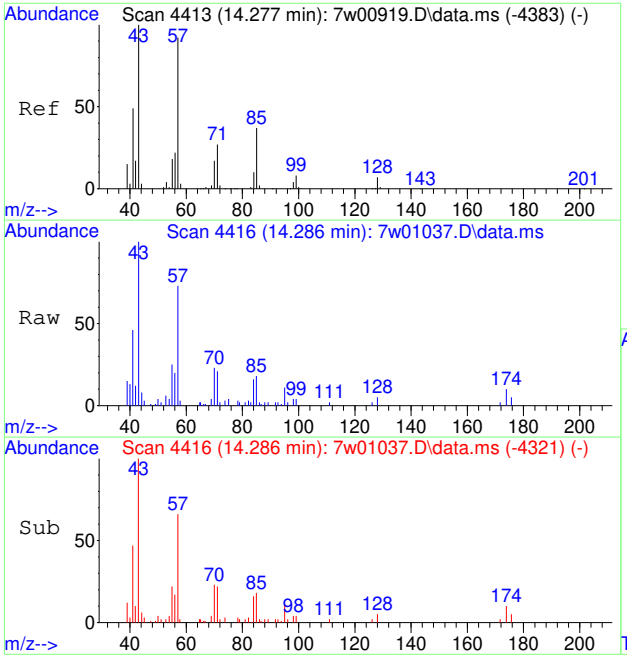

#83
NONANE
Concen: 0.46 PPBV
RT: 14.286 min Scan# 4416
Delta R.T. 0.006 min
Lab File: 7w01037.D
Acq: 17 Mar 2023 1:59 am

Tgt Ion: 43 Resp: 13648

Ion	Ratio	Lower	Upper
43	100		
85	33.5	37.8	56.6#
57	81.7	87.0	130.4#

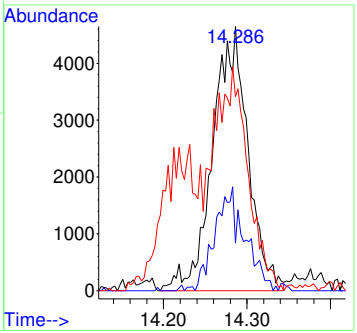

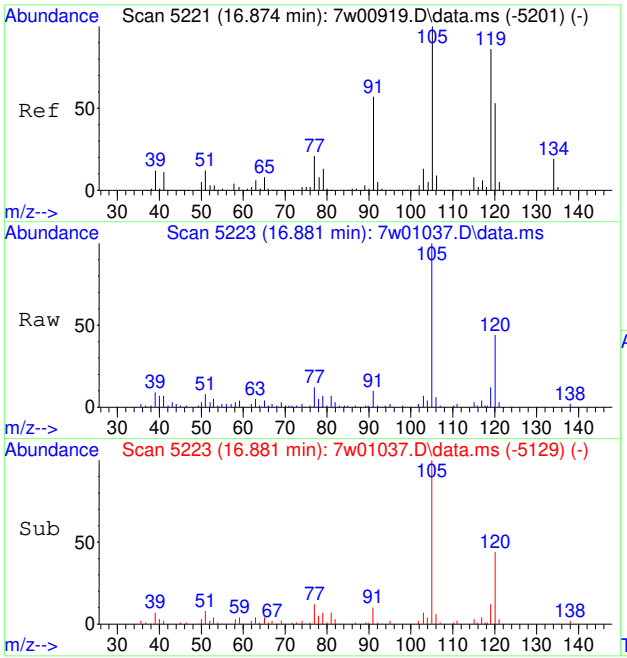

#96
1,2,4-TRIMETHYLBENZENE
Concen: 0.23 PPBV
RT: 16.881 min Scan# 5223
Delta R.T. 0.003 min
Lab File: 7w01037.D
Acq: 17 Mar 2023 1:59 am

Tgt Ion:105 Resp: 13490

Ion	Ratio	Lower	Upper
105	100		
120	46.5	45.4	68.2
119	12.9	90.6	135.8#

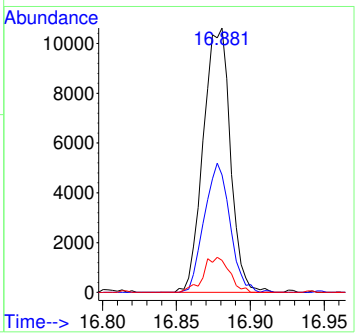

7.1.3

7

Manual Integrations APPROVED (compounds with "m" flag)
Kanya Veerawat 03/21/23 14:21

Quantitation Report (QT Reviewed)

Data Path : C:\msdchem\1\data\7w\
Data File : 7w01106.D
Acq On : 20 Mar 2023 8:06 pm
Operator : thomash
Sample : jd61280-3
Misc : MS67132,V7W0051,100,,,,1
ALS Vial : 6 Sample Multiplier: 1

Quant Time: Mar 21 12:14:36 2023
Quant Method : C:\msdchem\1\methods\M7W0005.M
Quant Title : TO15 by GCMS w/DB-1, 30m X 0.25mm ID X 0.5 um
QLast Update : Wed Dec 07 14:36:34 2022
Response via : Initial Calibration

Compound	R.T.	QIon	Response	Conc	Units	Dev(Min)
Internal Standards						
1) BROMOCHLOROMETHANE	3.567	128	67191	10.00	PPBV	# 0.00
52) 1,4-DIFLUOROBENZENE	4.956	114	313960	10.00	PPBV	0.00
76) CHLOROBENZENE-D5	10.788	117	287616	10.00	PPBV	0.00
System Monitoring Compounds						
87) 4-BROMOFLUOROBENZENE	14.219	95	181235	9.33	PPBV	0.00
Target Compounds						Qvalue
10) CHLOROMETHANE	1.898	52	685	0.23	PPBV	# 67
13) N-BUTANE	2.027	43	35866	2.17	PPBV	# 80
22) ISOPROPYL ALCOHOL	2.438	45	22704	0.94	PPBV	# 82
23) ACETONE	2.342	58	154023	24.78	PPBV	# 47
24) PENTANE	2.518	42	6871	0.56	PPBV	# 95
28) ETHANOL	2.187	45	31355	6.22	PPBV	98
31) METHYLENE CHLORIDE	2.644	84	7613	0.59	PPBV	# 62
38) HEXANE	3.625	57	5005	0.32	PPBV	95
41) METHYL ETHYL KETONE	3.287	72	2240	0.43	PPBV	# 66
44) ETHYL ACETATE	3.647	61	1331m	0.41	PPBV	
51) BENZENE	4.608	78	7272	0.23	PPBV	84
53) CYCLOHEXANE	4.837	84	1434	0.12	PPBV	94
62) HEPTANE	6.004	43	3546	0.22	PPBV	# 63
64) METHYL ISOBUTYL KETONE	6.718	58	1619	0.17	PPBV	# 61
66) TOLUENE	7.824	91	20460	0.52	PPBV	98
72) TETRACHLOROETHENE	9.628	164	956	0.07	PPBV	# 84
79) ETHYLBENZENE	11.772	91	11339	0.22	PPBV	100
80) M,P-XYLENE	12.155	91	36280	0.93	PPBV	95
81) O-XYLENE	13.158	91	11732	0.29	PPBV	95
83) NONANE	14.287	43	2419	0.10	PPBV	# 67

(#) = qualifier out of range (m) = manual integration (+) = signals summed

7.1.4

7

Quantitation Report (QT Reviewed)

Data Path : C:\msdchem\1\data\7w\
Data File : 7w01106.D
Acq On : 20 Mar 2023 8:06 pm
Operator : thomash
Sample : jd61280-3
Misc : MS67132,V7W0051,100,,,,1
ALS Vial : 6 Sample Multiplier: 1

Quant Time: Mar 21 12:14:36 2023
Quant Method : C:\msdchem\1\methods\M7W0005.M
Quant Title : TO15 by GCMS w/DB-1, 30m X 0.25mm ID X 0.5 um
QLast Update : Wed Dec 07 14:36:34 2022
Response via : Initial Calibration

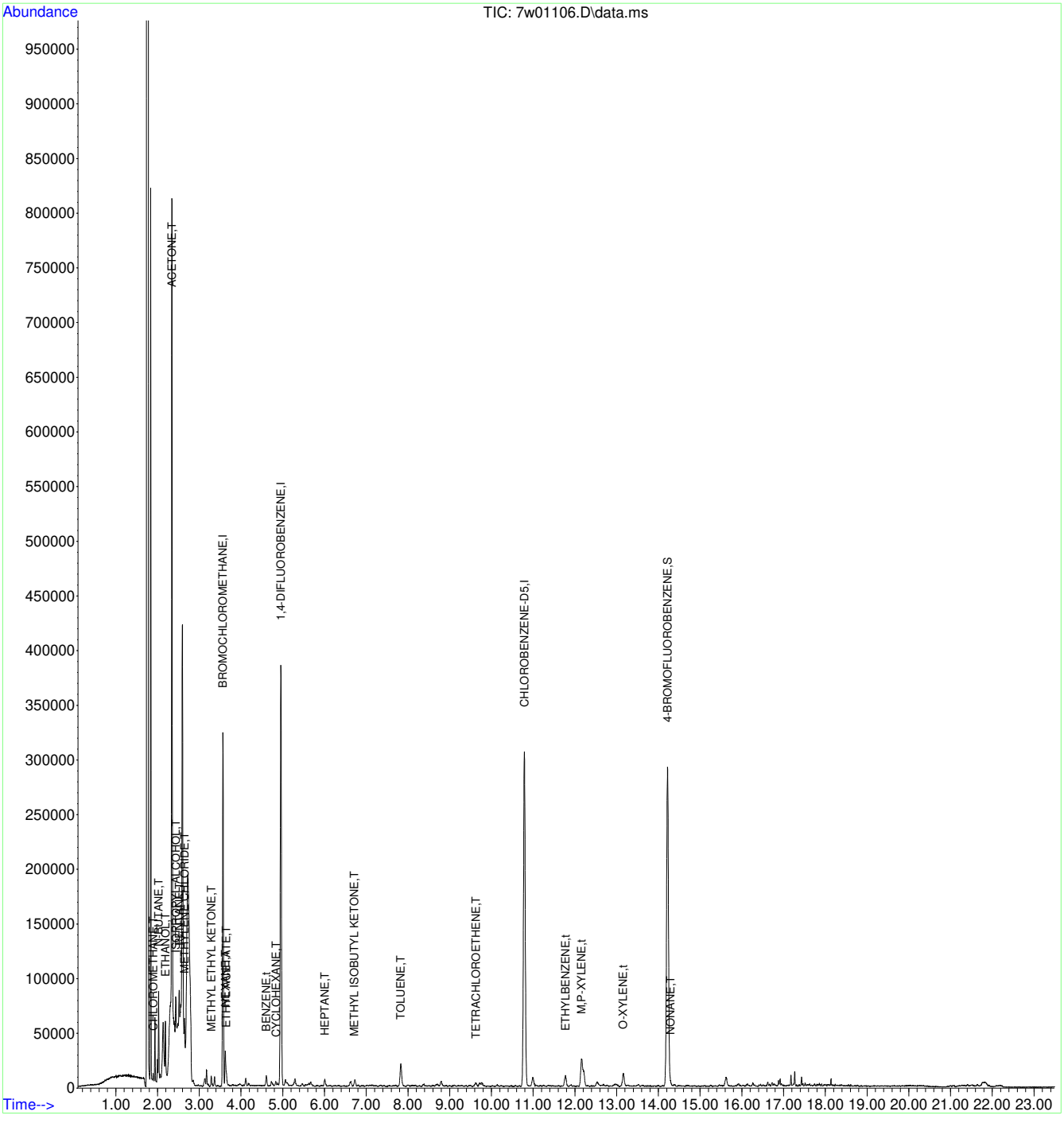

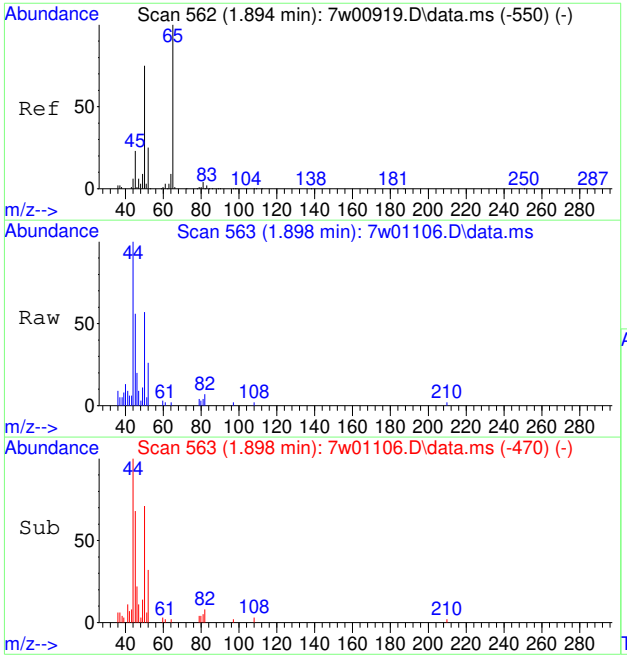

#10
CHLOROMETHANE
Concen: 0.23 PPBV
RT: 1.898 min Scan# 563
Delta R.T. -0.000 min
Lab File: 7w01106.D
Acq: 20 Mar 2023 8:06 pm

Tgt Ion: 52 Resp: 685

Ion	Ratio	Lower	Upper
52	100		
50	243.2	248.2	372.2#

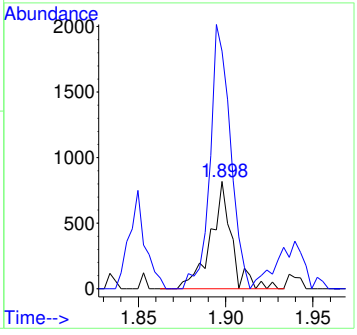

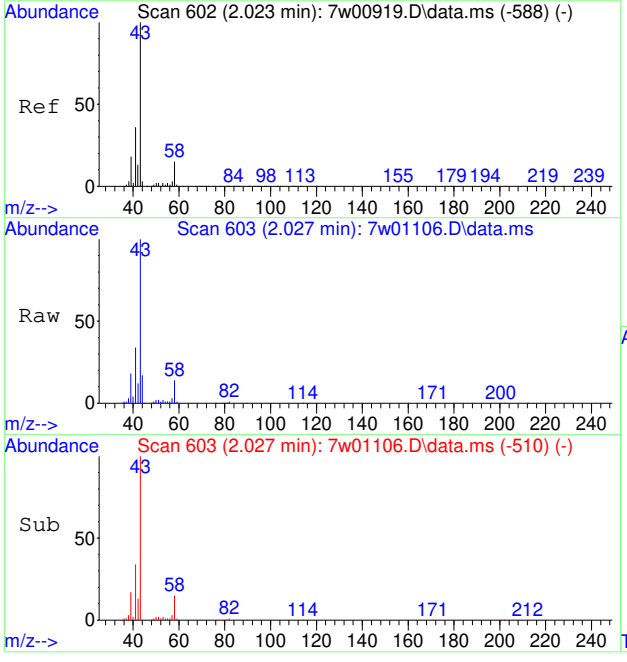

#13
N-BUTANE
Concen: 2.17 PPBV
RT: 2.027 min Scan# 603
Delta R.T. 0.001 min
Lab File: 7w01106.D
Acq: 20 Mar 2023 8:06 pm

Tgt Ion: 43 Resp: 35866

Ion	Ratio	Lower	Upper
43	100		
58	14.4	14.2	21.2
44	25.7	4.2	6.4#

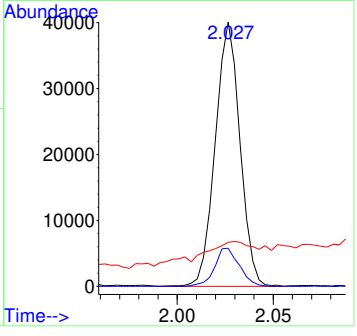

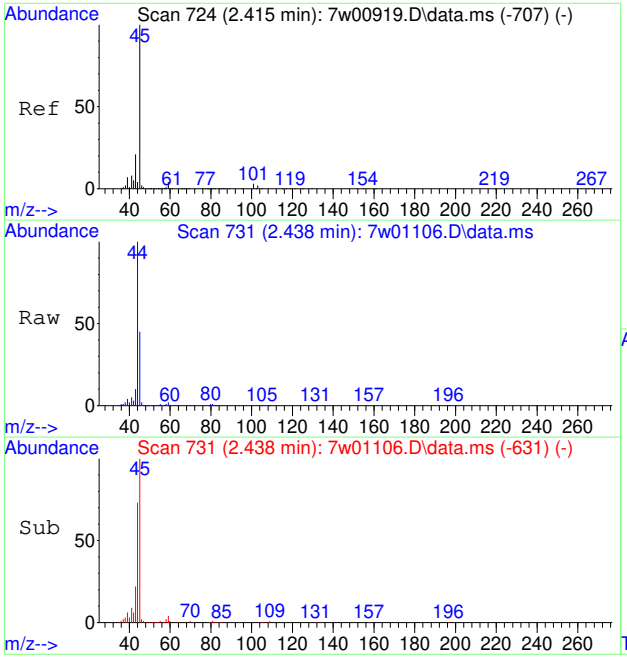

#22
ISOPROPYL ALCOHOL
Concen: 0.94 PPBV
RT: 2.438 min Scan# 731
Delta R.T. 0.023 min
Lab File: 7w01106.D
Acq: 20 Mar 2023 8:06 pm

Tgt Ion: 45 Resp: 22704

Ion	Ratio	Lower	Upper
45	100		
43	29.3	15.5	23.3#
59	4.3	4.1	6.1

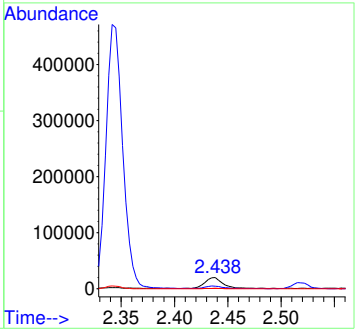

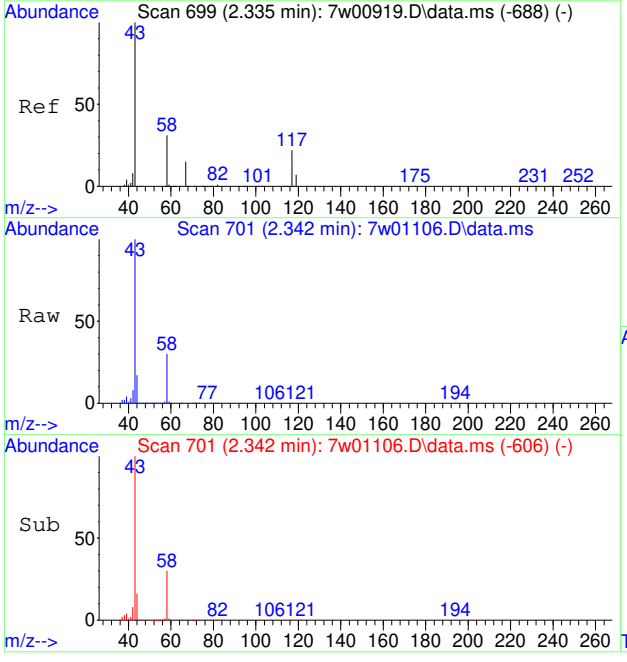

#23
ACETONE
Concen: 24.78 PPBV
RT: 2.342 min Scan# 701
Delta R.T. 0.007 min
Lab File: 7w01106.D
Acq: 20 Mar 2023 8:06 pm

Tgt Ion: 58 Resp: 154023

Ion	Ratio	Lower	Upper
58	100		
43	335.8	195.9	293.9#

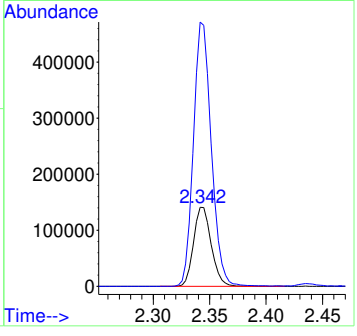

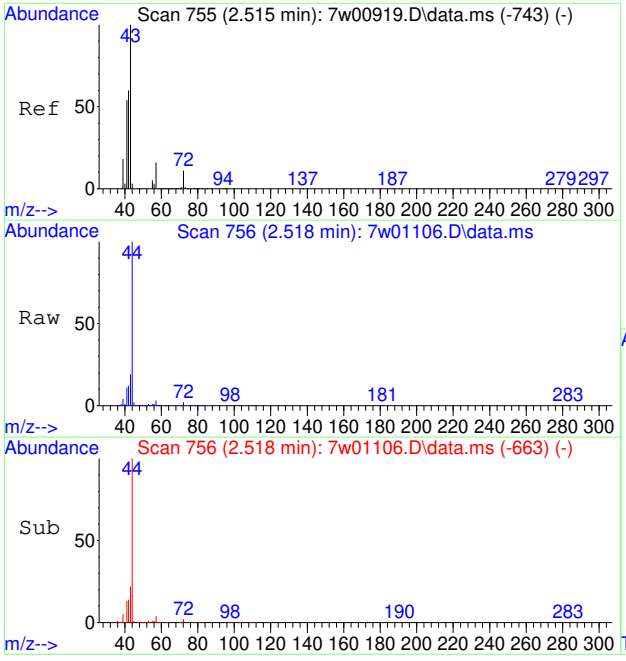

#24
PENTANE
Concen: 0.56 PPBV
RT: 2.518 min Scan# 756
Delta R.T. 0.000 min
Lab File: 7w01106.D
Acq: 20 Mar 2023 8:06 pm

Tgt Ion: 42 Resp: 6871

Ion	Ratio	Lower	Upper
42	100		
41	85.8	69.5	104.3
57	26.8	27.4	41.0#

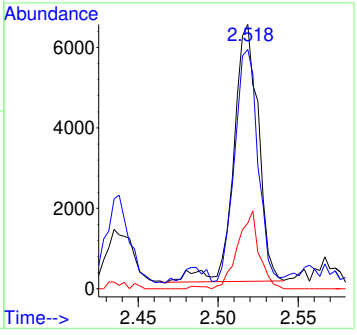

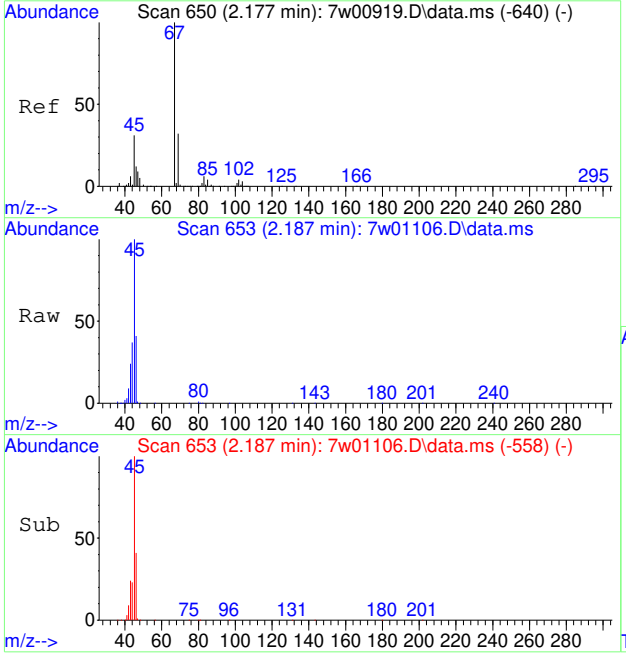

#28
ETHANOL
Concen: 6.22 PPBV
RT: 2.187 min Scan# 653
Delta R.T. 0.006 min
Lab File: 7w01106.D
Acq: 20 Mar 2023 8:06 pm

Tgt Ion: 45 Resp: 31355

Ion	Ratio	Lower	Upper
45	100		
46	41.4	34.1	51.1
42	9.0	6.1	9.1

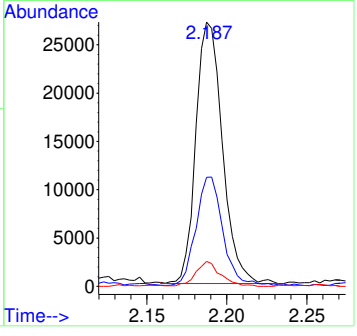

7.1.4

7

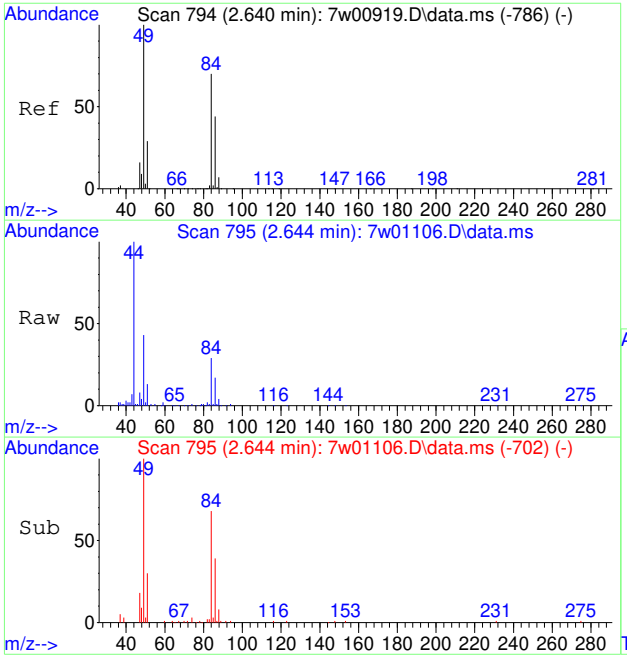

#31
METHYLENE CHLORIDE
Concen: 0.59 PPBV
RT: 2.644 min Scan# 795
Delta R.T. -0.000 min
Lab File: 7w01106.D
Acq: 20 Mar 2023 8:06 pm

Tgt Ion: 84 Resp: 7613

Ion	Ratio	Lower	Upper
84	100		
86	66.3	50.9	76.3
49	157.4	78.6	118.0#

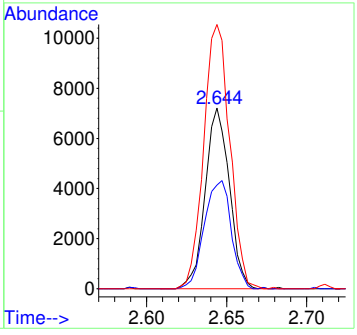

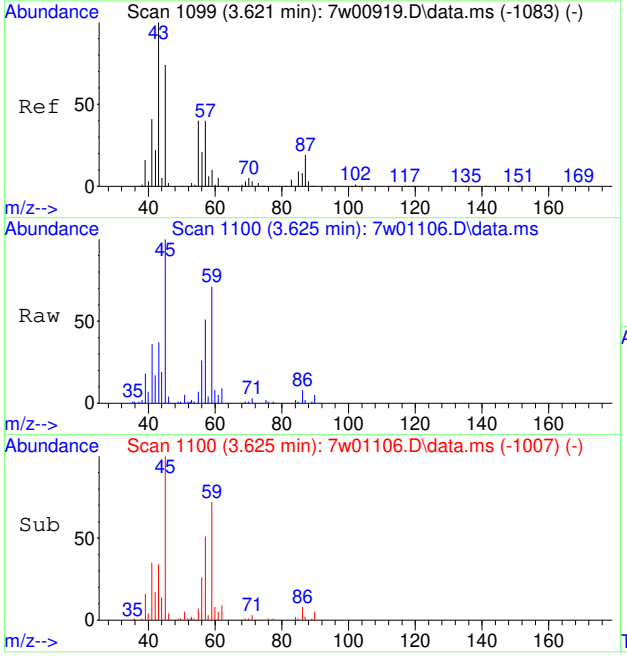

#38
HEXANE
Concen: 0.32 PPBV
RT: 3.625 min Scan# 1100
Delta R.T. 0.001 min
Lab File: 7w01106.D
Acq: 20 Mar 2023 8:06 pm

Tgt Ion: 57 Resp: 5005

Ion	Ratio	Lower	Upper
57	100		
56	55.6	42.0	63.0
41	77.6	66.2	99.2

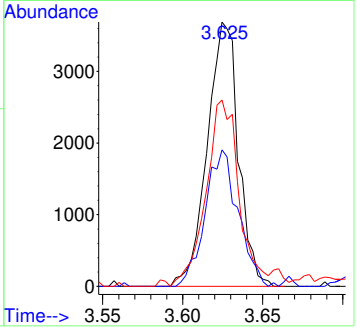

7.1.4

7

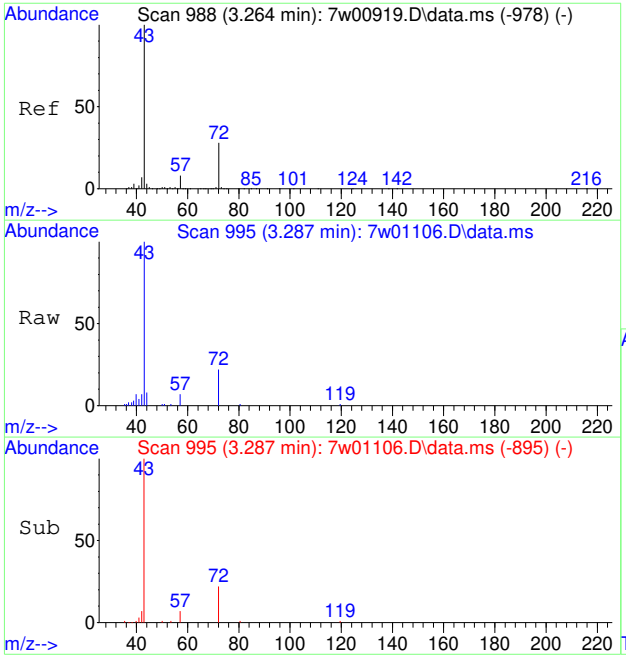

#41
METHYL ETHYL KETONE
Concen: 0.43 PPBV
RT: 3.287 min Scan# 995
Delta R.T. 0.020 min
Lab File: 7w01106.D
Acq: 20 Mar 2023 8:06 pm

Tgt Ion: 72 Resp: 2240

Ion	Ratio	Lower	Upper
72	100		
57	36.7	22.2	33.4#
43	387.2	252.6	378.8#

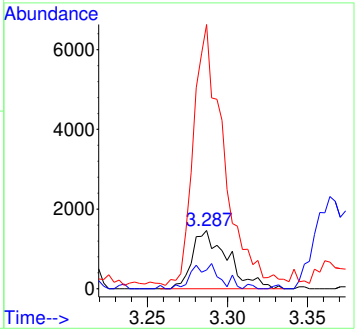

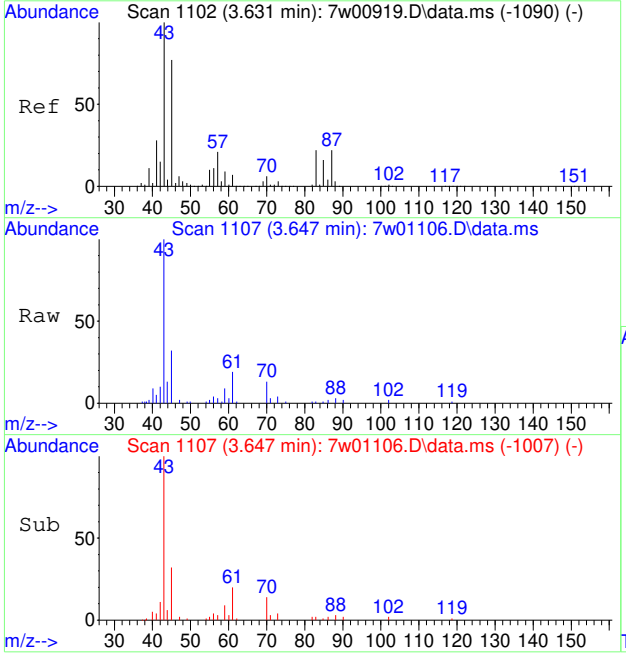

#44
ETHYL ACETATE
Concen: 0.41 PPBV m
RT: 3.647 min Scan# 1107
Delta R.T. 0.020 min
Lab File: 7w01106.D
Acq: 20 Mar 2023 8:06 pm

Tgt Ion: 61 Resp: 1331

Ion	Ratio	Lower	Upper
61	100		
43	0.0	986.2	1479.2#
88	0.0	38.8	58.2#

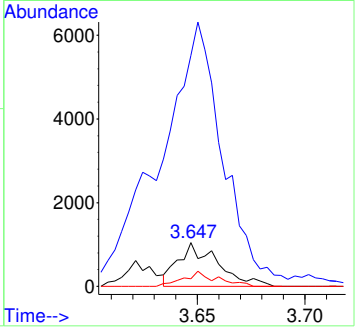

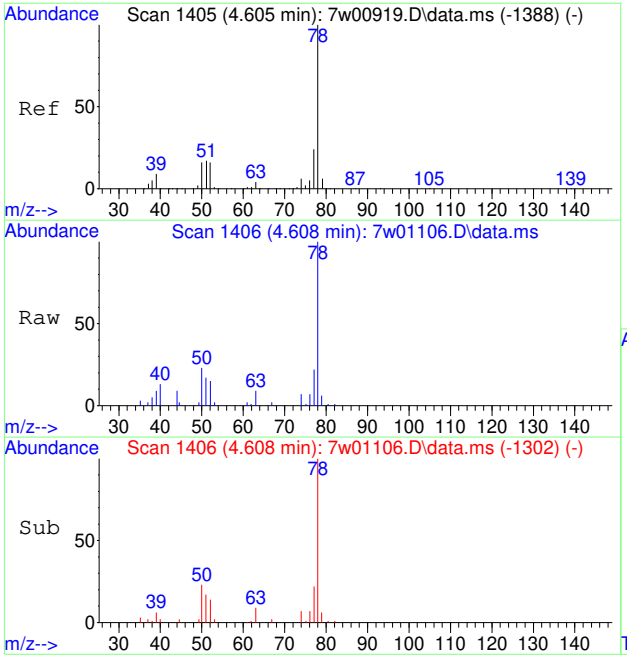

#51
BENZENE
Concen: 0.23 PPBV
RT: 4.608 min Scan# 1406
Delta R.T. 0.003 min
Lab File: 7w01106.D
Acq: 20 Mar 2023 8:06 pm

Tgt Ion: 78 Resp: 7272

Ion	Ratio	Lower	Upper
78	100		
52	18.9	0.0	34.0
51	21.3	0.0	33.5

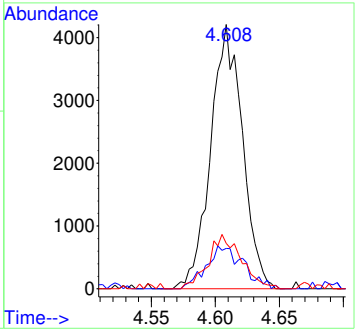

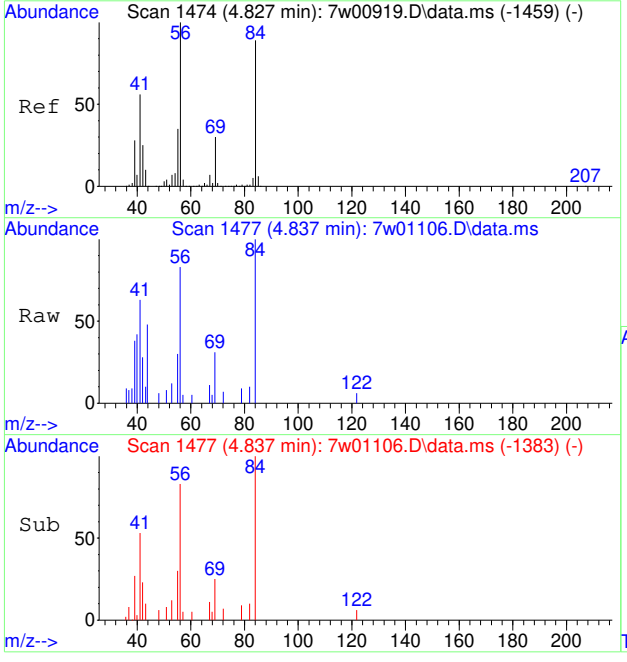

#53
CYCLOHEXANE
Concen: 0.12 PPBV
RT: 4.837 min Scan# 1477
Delta R.T. 0.004 min
Lab File: 7w01106.D
Acq: 20 Mar 2023 8:06 pm

Tgt Ion: 84 Resp: 1434

Ion	Ratio	Lower	Upper
84	100		
69	36.1	28.2	42.2
56	117.4	88.1	132.1

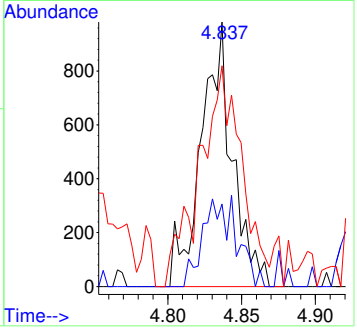

7.1.4

7

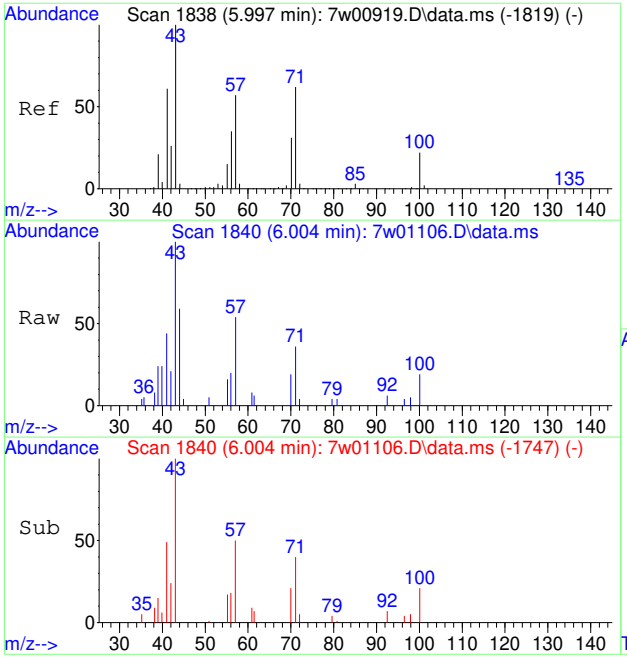

#62
HEPTANE
Concen: 0.22 PPBV
RT: 6.004 min Scan# 1840
Delta R.T. -0.000 min
Lab File: 7w01106.D
Acq: 20 Mar 2023 8:06 pm

Tgt Ion: 43 Resp: 3546

Ion	Ratio	Lower	Upper
43	100		
71	36.3	60.6	90.8#
57	43.4	50.2	75.4#

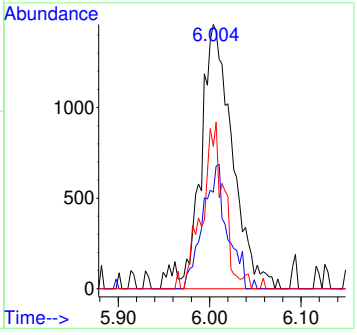

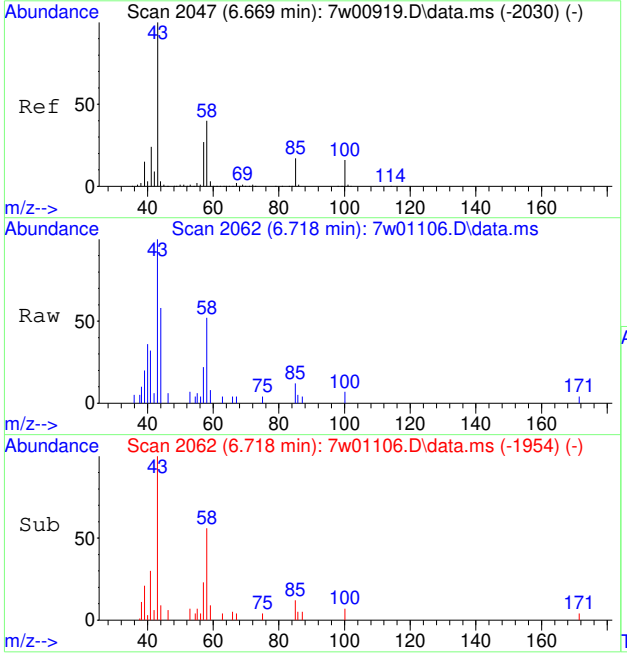

#64
METHYL ISOBUTYL KETONE
Concen: 0.17 PPBV
RT: 6.718 min Scan# 2062
Delta R.T. 0.049 min
Lab File: 7w01106.D
Acq: 20 Mar 2023 8:06 pm

Tgt Ion: 58 Resp: 1619

Ion	Ratio	Lower	Upper
58	100		
43	294.8	168.2	252.4#
100	39.2	33.6	50.4
85	43.9	36.7	55.1

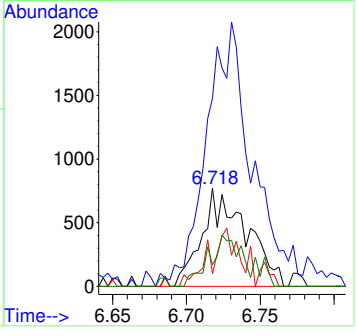

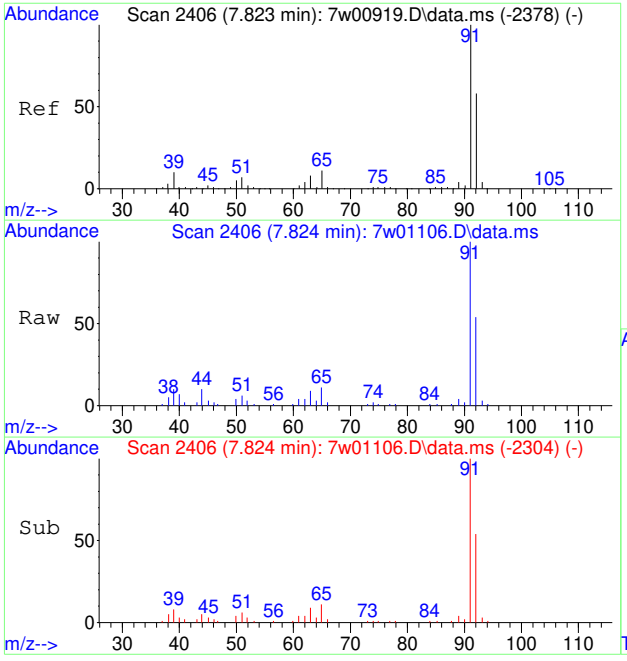

#66
TOLUENE
Concen: 0.52 PPBV
RT: 7.824 min Scan# 2406
Delta R.T. -0.003 min
Lab File: 7w01106.D
Acq: 20 Mar 2023 8:06 pm

Tgt Ion: 91 Resp: 20460

Ion	Ratio	Lower	Upper
91	100		
92	60.2	38.9	78.9

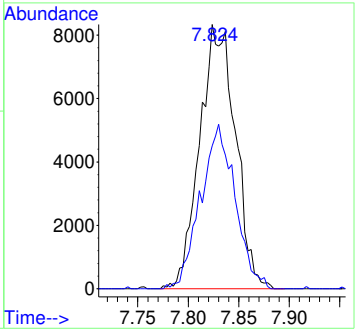

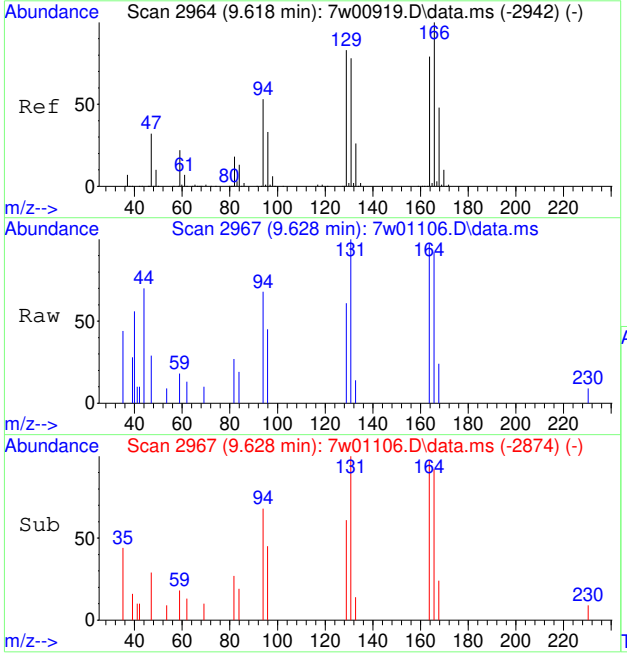

#72
TETRACHLOROETHENE
Concen: 0.07 PPBV
RT: 9.628 min Scan# 2967
Delta R.T. 0.001 min
Lab File: 7w01106.D
Acq: 20 Mar 2023 8:06 pm

Tgt Ion:164 Resp: 956

Ion	Ratio	Lower	Upper
164	100		
129	114.5	72.0	108.0#
168	65.4	48.6	72.8
131	98.1	69.0	103.6

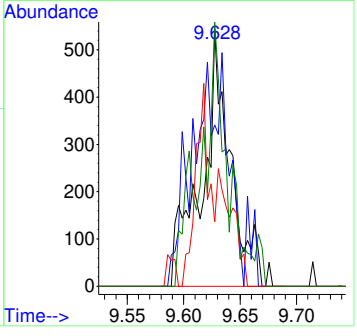

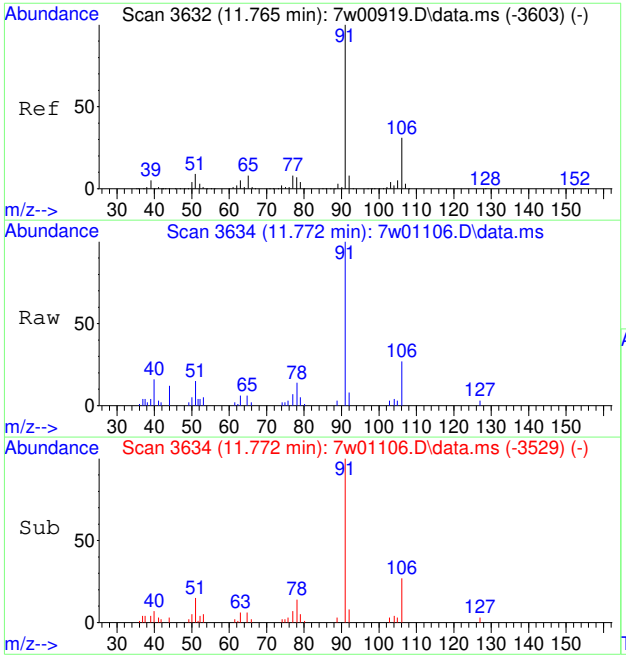

#79
ETHYLBENZENE
Concen: 0.22 PPBV
RT: 11.772 min Scan# 3634
Delta R.T. 0.007 min
Lab File: 7w01106.D
Acq: 20 Mar 2023 8:06 pm

Tgt Ion: 91 Resp: 11339

Ion	Ratio	Lower	Upper
91	100		
106	31.7	11.7	51.7

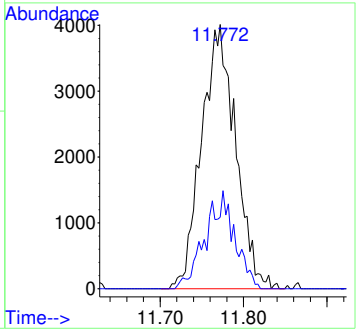

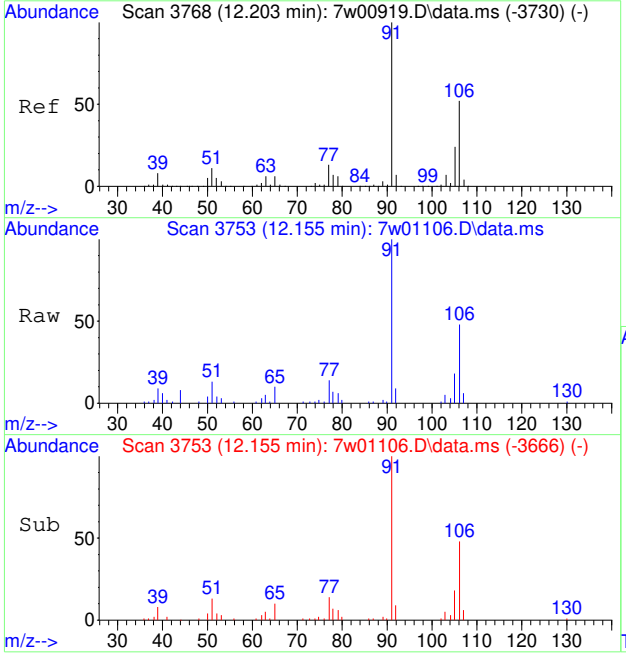

#80
M,P-XYLENE
Concen: 0.93 PPBV
RT: 12.155 min Scan# 3753
Delta R.T. -0.051 min
Lab File: 7w01106.D
Acq: 20 Mar 2023 8:06 pm

Tgt Ion: 91 Resp: 36280

Ion	Ratio	Lower	Upper
91	100		
106	53.3	31.5	71.5
105	18.1	3.6	43.6

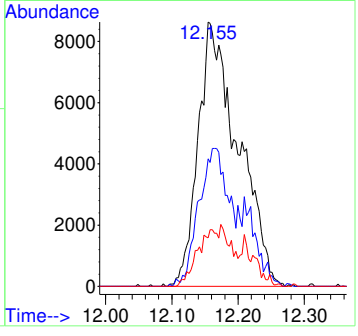

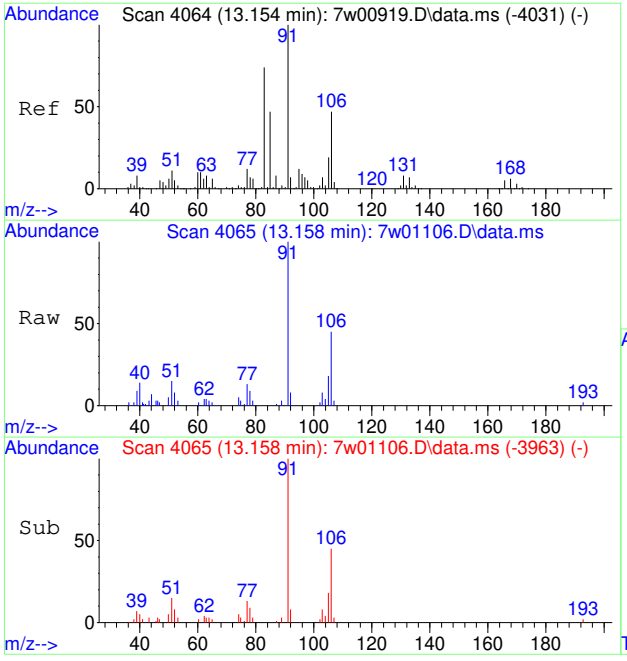

#81
O-XYLENE
Concen: 0.29 PPBV
RT: 13.158 min Scan# 4065
Delta R.T. -0.003 min
Lab File: 7w01106.D
Acq: 20 Mar 2023 8:06 pm

Tgt Ion: 91 Resp: 11732

Ion	Ratio	Lower	Upper
91	100		
106	44.8	39.1	58.7
105	17.8	15.7	23.5

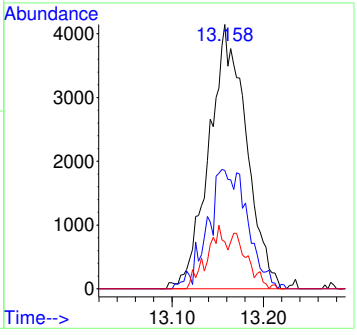

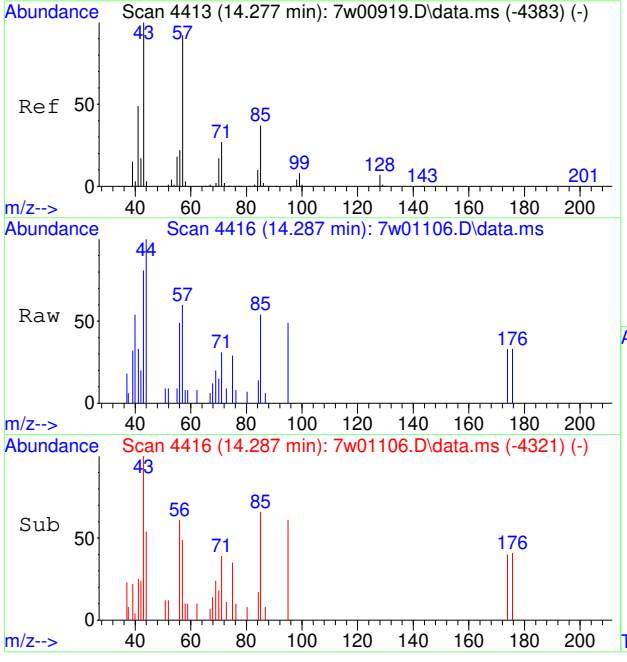

#83
NONANE
Concen: 0.10 PPBV
RT: 14.287 min Scan# 4416
Delta R.T. 0.007 min
Lab File: 7w01106.D
Acq: 20 Mar 2023 8:06 pm

Tgt Ion: 43 Resp: 2419

Ion	Ratio	Lower	Upper
43	100		
85	25.6	37.8	56.6#
57	73.0	87.0	130.4#

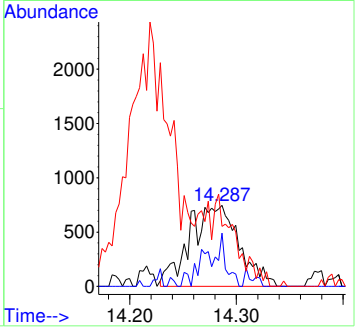

Manual Integration Approval Summary

Sample Number:	JD61280-3	**Method:**	TO-15
Lab FileID:	7W01106.D	**Analyst approved:**	03/21/23 12:21 William Cruser
Injection Time:	03/20/23 20:06	**Supervisor approved:**	03/21/23 14:21 Kanya Veerawat

Parameter	CAS	Sig#	R.T. (min.)	Reason
Ethyl Acetate	141-78-6		3.65	Missed peak

Quantitation Report (Qedit)

Data Path : C:\msdchem\1\data\7w\
Data File : 7w01106.D
Acq On : 20 Mar 2023 8:06 pm
Operator : thomash
Sample : jd61280-3
Misc : MS67132,V7W0051,100,,,,1
ALS Vial : 6 Sample Multiplier: 1

Quant Time: Mar 21 08:12:15 2023
Quant Method : C:\msdchem\1\methods\M7W0005.M
Quant Title : TO15 by GCMS w/DB-1, 30m X 0.25mm ID X 0.5 um
QLast Update : Wed Dec 07 14:36:34 2022
Response via : Initial Calibration

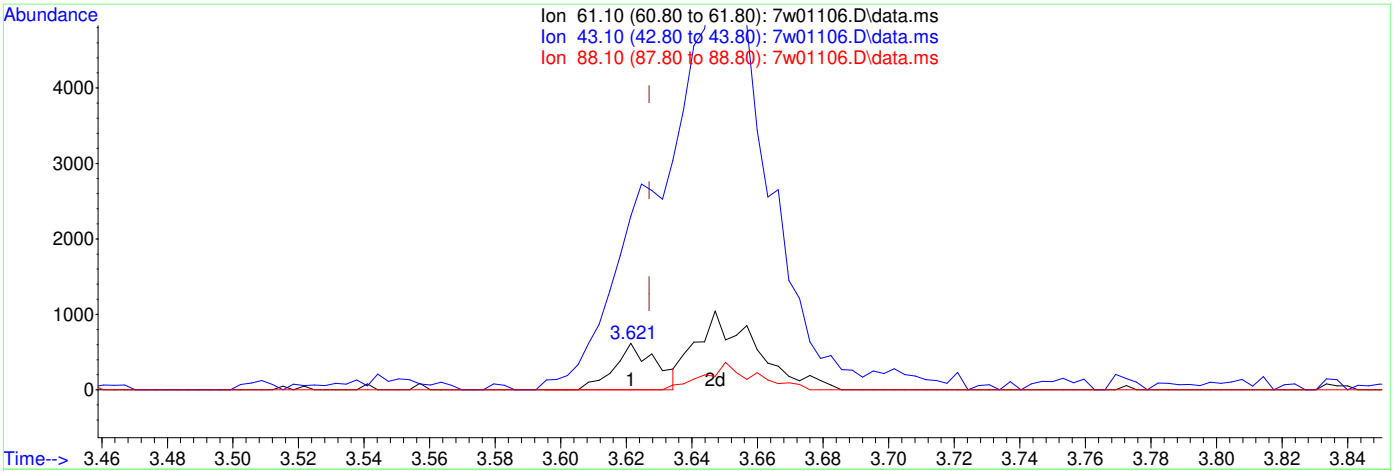

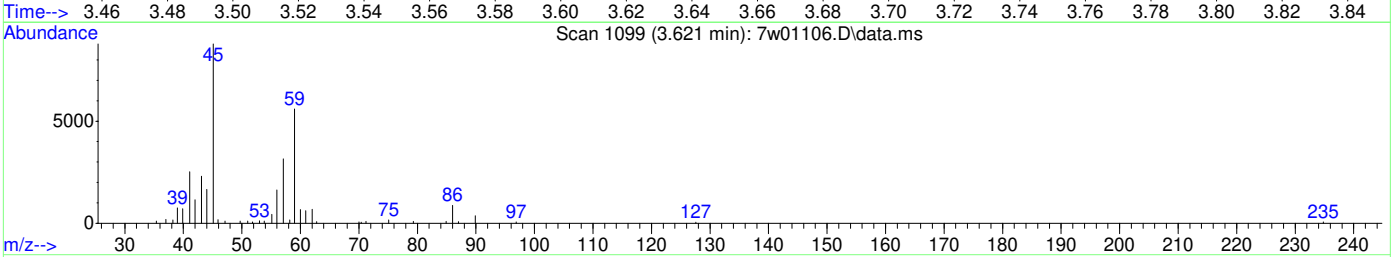

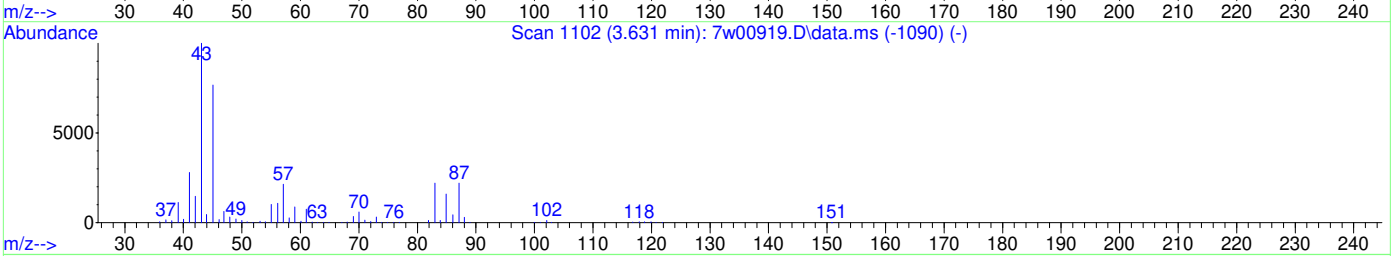

TIC: 7w01106.D\data.ms

(44) ETHYL ACETATE (T)

3.621min (-0.006) 0.17PPBV

response 546

Ion	Exp%	Act%
61.10	100	100
43.10	1232.70	0.00#
88.10	48.50	0.00#
0.00	0.00	0.00

Quantitation Report (QT Reviewed)

Data Path : C:\msdchem\1\data\7w\
Data File : 7w01038.D
Acq On : 17 Mar 2023 2:36 am
Operator : thomash
Sample : jd61280-4
Misc : MS67132,V7W0047,500,,,,1
ALS Vial : 7 Sample Multiplier: 1

Quant Time: Mar 21 11:07:11 2023
Quant Method : C:\msdchem\1\methods\M7W0005.M
Quant Title : TO15 by GCMS w/DB-1, 30m X 0.25mm ID X 0.5 um
QLast Update : Wed Dec 07 14:36:34 2022
Response via : Initial Calibration

Compound	R.T.	QIon	Response	Conc	Units	Dev(Min)
Internal Standards						
1) BROMOCHLOROMETHANE	3.566	128	81000	10.00	PPBV	0.00
52) 1,4-DIFLUOROBENZENE	4.959	114	405771	10.00	PPBV	0.00
76) CHLOROBENZENE-D5	10.788	117	347086	10.00	PPBV	0.00
System Monitoring Compounds						
87) 4-BROMOFLUOROBENZENE	14.212	95	217854	9.29	PPBV	0.00
Target Compounds						Qvalue
3) FREON 152A	1.804	65	1729	0.32	PPBV #	53
4) CHLORODIFLUOROMETHANE	1.820	67	1032	0.38	PPBV #	42
6) DICHLORODIFLUOROMETHANE	1.853	85	18761	0.45	PPBV #	96
10) CHLOROMETHANE	1.898	52	3293	0.91	PPBV	100
12) 1,3-BUTADIENE	2.010	54	2551	0.24	PPBV #	1
13) N-BUTANE	2.029	43	114533	5.74	PPBV #	93
17) ACETONITRILE	2.254	41	6412	0.54	PPBV #	91
18) ACROLEIN	2.293	56	3621	0.58	PPBV	97
21) TRICHLOROFLUOROMETHANE	2.399	101	12109	0.28	PPBV	97
22) ISOPROPYL ALCOHOL	2.425	45	224407	7.69	PPBV #	89
23) ACETONE	2.338	58	2669303	356.27	PPBV #	54
24) PENTANE	2.518	42	24009	1.62	PPBV	95
28) ETHANOL	2.181	45	821069	135.14	PPBV	97
31) METHYLENE CHLORIDE	2.647	84	337321	21.66	PPBV #	74
33) FREON 113	2.746	151	2386	0.08	PPBV	87
37) TETRAHYDROFURAN	3.891	72	22156	3.84	PPBV	86
38) HEXANE	3.627	57	15897	0.84	PPBV	92
39) VINYL ACETATE	3.161	86	5364	1.51	PPBV #	1
41) METHYL ETHYL KETONE	3.267	72	34175	5.50	PPBV #	68
44) ETHYL ACETATE	3.631	61	35257	9.11	PPBV #	5
47) 2,4-DIMETHYLPENTANE	4.184	57	2060	0.10	PPBV	93
51) BENZENE	4.605	78	25292	0.66	PPBV	90
53) CYCLOHEXANE	4.833	84	5243	0.33	PPBV #	77
54) 2,3-DIMETHYLPENTANE	5.103	71	1126	0.14	PPBV #	73
55) TRICHLOROETHENE	5.576	95	2257	0.13	PPBV	91
60) 2,2,4-TRIMETHYLPENTANE	5.666	57	8742	0.15	PPBV #	94
62) HEPTANE	5.994	43	21861	1.05	PPBV #	40
64) METHYL ISOBUTYL KETONE	6.704	58	8263	0.65	PPBV	84
66) TOLUENE	7.833	91	111984	2.20	PPBV	100
72) TETRACHLOROETHENE	9.618	164	1987	0.11	PPBV	92
79) ETHYLBENZENE	11.765	91	32705	0.53	PPBV	98
80) M,P-XYLENE	12.167	91	93241	1.97	PPBV	94
81) O-XYLENE	13.154	91	29773	0.61	PPBV #	86
82) STYRENE	12.939	104	4913	0.14	PPBV #	94
83) NONANE	14.293	43	15285	0.54	PPBV	91
93) 1,3,5-TRIMETHYLBENZENE	16.447	105	5485	0.10	PPBV #	96
96) 1,2,4-TRIMETHYLBENZENE	16.878	105	15326	0.26	PPBV #	33
102) 1,2,3-TRIMETHYLBENZENE	17.247	105	6229	0.11	PPBV #	90

(#) = qualifier out of range (m) = manual integration (+) = signals summed

Quantitation Report (QT Reviewed)

Data Path : C:\msdchem\1\data\7w\
Data File : 7w01038.D
Acq On : 17 Mar 2023 2:36 am
Operator : thomash
Sample : jd61280-4
Misc : MS67132,V7W0047,500,,,,1
ALS Vial : 7 Sample Multiplier: 1

Quant Time: Mar 21 11:07:11 2023
Quant Method : C:\msdchem\1\methods\M7W0005.M
Quant Title : TO15 by GCMS w/DB-1, 30m X 0.25mm ID X 0.5 um
QLast Update : Wed Dec 07 14:36:34 2022
Response via : Initial Calibration



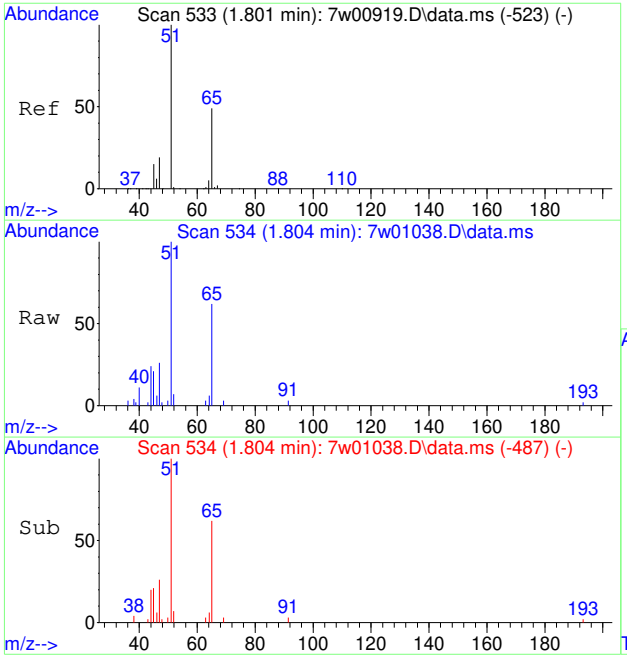

#3
FREON 152A
Concen: 0.32 PPBV
RT: 1.804 min Scan# 534
Delta R.T. 0.000 min
Lab File: 7w01038.D
Acq: 17 Mar 2023 2:36 am

Tgt Ion: 65 Resp: 1729

Ion	Ratio	Lower	Upper
65	100		
45	0.0	18.3	27.5#

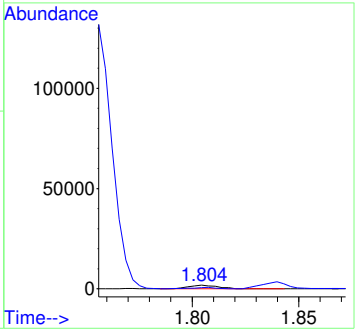

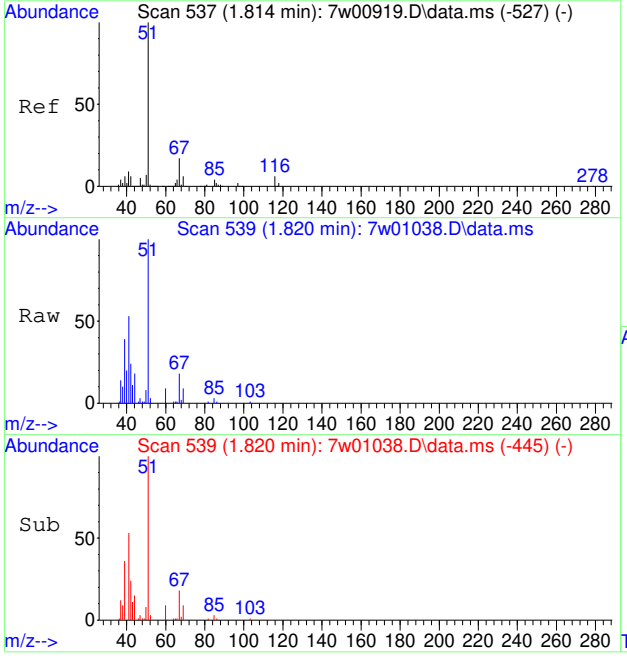

#4
CHLORODIFLUOROMETHANE
Concen: 0.38 PPBV
RT: 1.820 min Scan# 539
Delta R.T. 0.003 min
Lab File: 7w01038.D
Acq: 17 Mar 2023 2:36 am

Tgt Ion: 67 Resp: 1032

Ion	Ratio	Lower	Upper
67	100		
69	69.9	28.8	43.2#

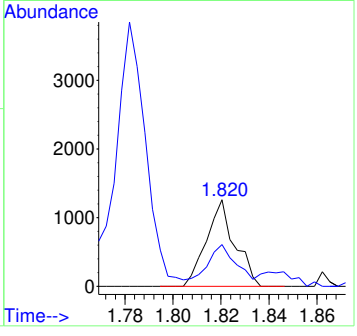

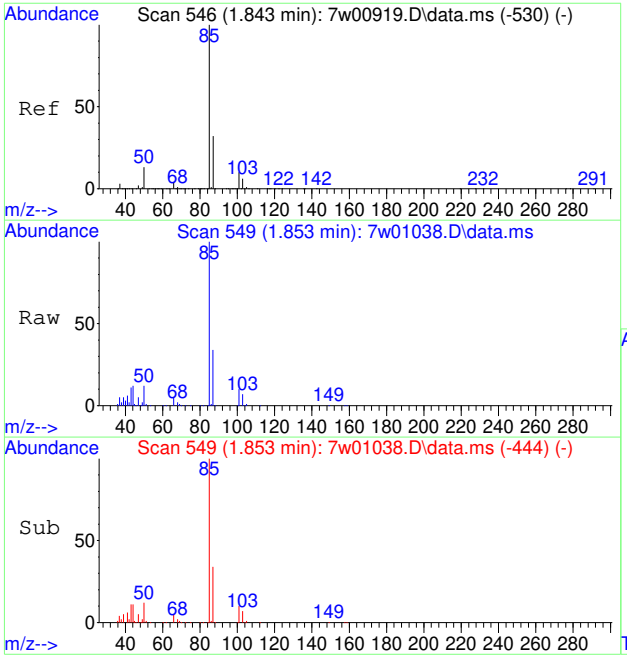

#6
DICHLORODIFLUOROMETHANE
Concen: 0.45 PPBV
RT: 1.853 min Scan# 549
Delta R.T. 0.007 min
Lab File: 7w01038.D
Acq: 17 Mar 2023 2:36 am

Tgt Ion: 85 Resp: 18761

Ion	Ratio	Lower	Upper
85	100		
87	34.4	25.8	38.6
50	11.2	7.4	11.2#

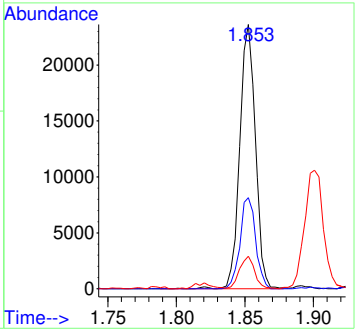

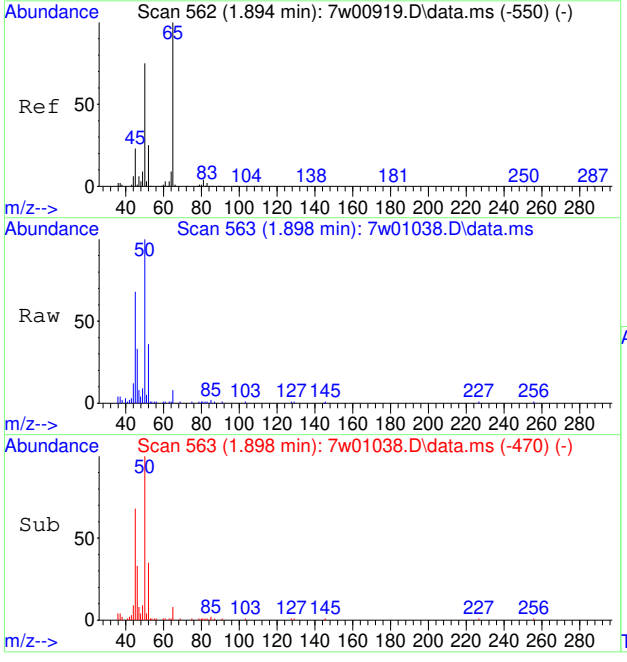

#10
CHLOROMETHANE
Concen: 0.91 PPBV
RT: 1.898 min Scan# 563
Delta R.T. -0.000 min
Lab File: 7w01038.D
Acq: 17 Mar 2023 2:36 am

Tgt Ion: 52 Resp: 3293

Ion	Ratio	Lower	Upper
52	100		
50	309.5	248.2	372.2

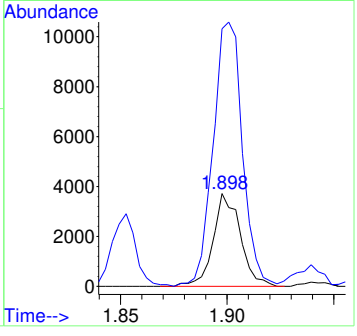

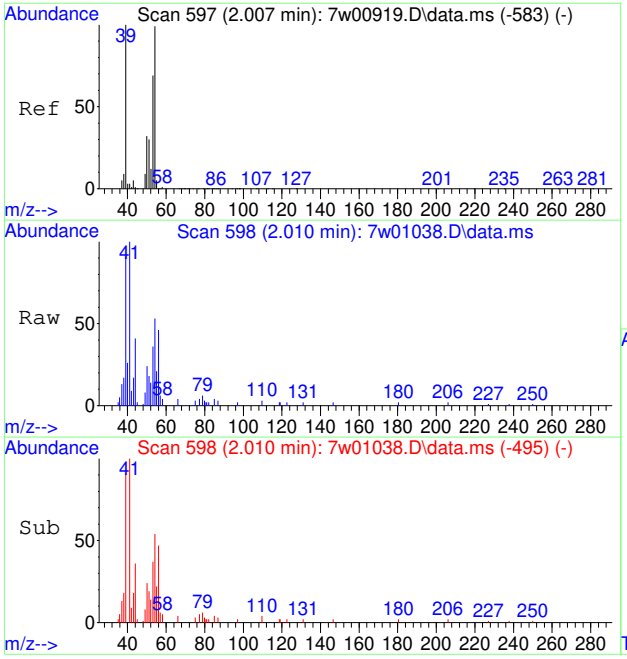

#12
1,3-BUTADIENE
Concen: 0.24 PPBV
RT: 2.010 min Scan# 598
Delta R.T. 0.000 min
Lab File: 7w01038.D
Acq: 17 Mar 2023 2:36 am

Tgt Ion: 54 Resp: 2551

Ion	Ratio	Lower	Upper
54	100		
39	307.4	75.6	115.6#
53	0.0	49.8	89.8#

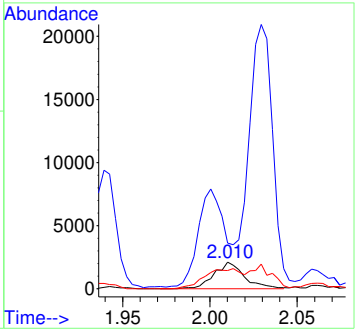

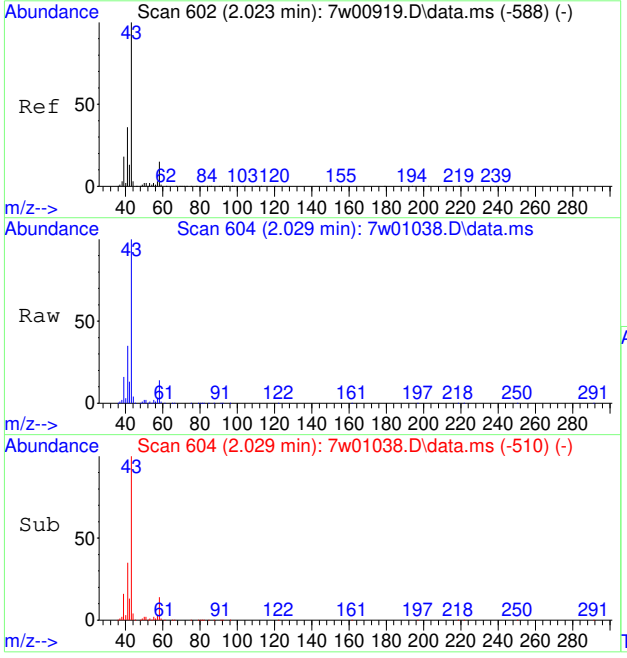

#13
N-BUTANE
Concen: 5.74 PPBV
RT: 2.029 min Scan# 604
Delta R.T. 0.003 min
Lab File: 7w01038.D
Acq: 17 Mar 2023 2:36 am

Tgt Ion: 43 Resp: 114533

Ion	Ratio	Lower	Upper
43	100		
58	14.1	14.2	21.2#
44	3.8	4.2	6.4#

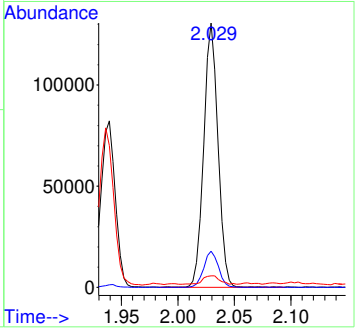

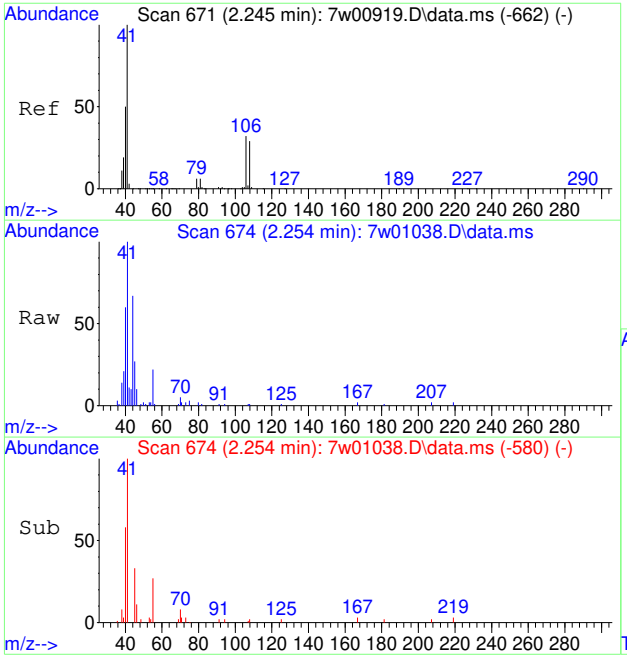

#17
ACETONITRILE
Concen: 0.54 PPBV
RT: 2.254 min Scan# 674
Delta R.T. 0.003 min
Lab File: 7w01038.D
Acq: 17 Mar 2023 2:36 am

Tgt Ion: 41 Resp: 6412

Ion	Ratio	Lower	Upper
41	100		
40	55.8	41.6	62.4
39	26.6	14.2	21.4#

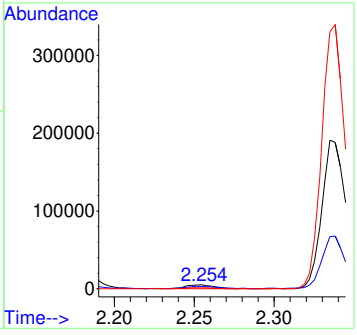

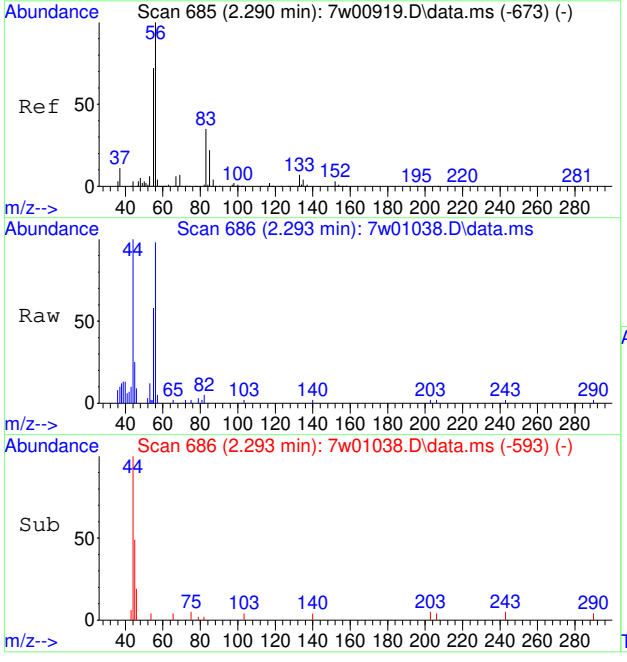

#18
ACROLEIN
Concen: 0.58 PPBV
RT: 2.293 min Scan# 686
Delta R.T. 0.000 min
Lab File: 7w01038.D
Acq: 17 Mar 2023 2:36 am

Tgt Ion: 56 Resp: 3621

Ion	Ratio	Lower	Upper
56	100		
55	67.2	56.0	84.0

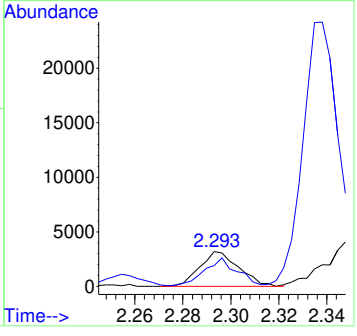

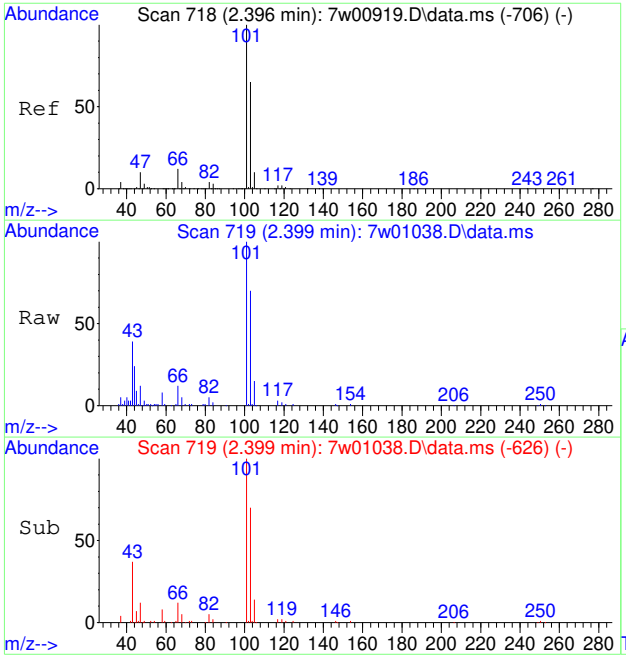

#21
TRICHLOROFLUOROMETHANE
Concen: 0.28 PPBV
RT: 2.399 min Scan# 719
Delta R.T. 0.000 min
Lab File: 7w01038.D
Acq: 17 Mar 2023 2:36 am

Tgt Ion:101 Resp: 12109

Ion	Ratio	Lower	Upper
101	100		
103	66.6	51.8	77.6
105	12.5	8.4	12.6

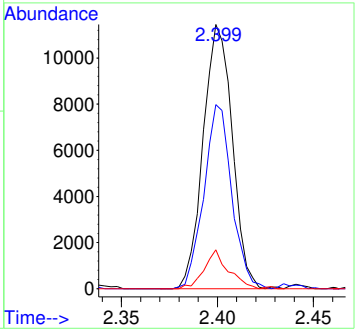

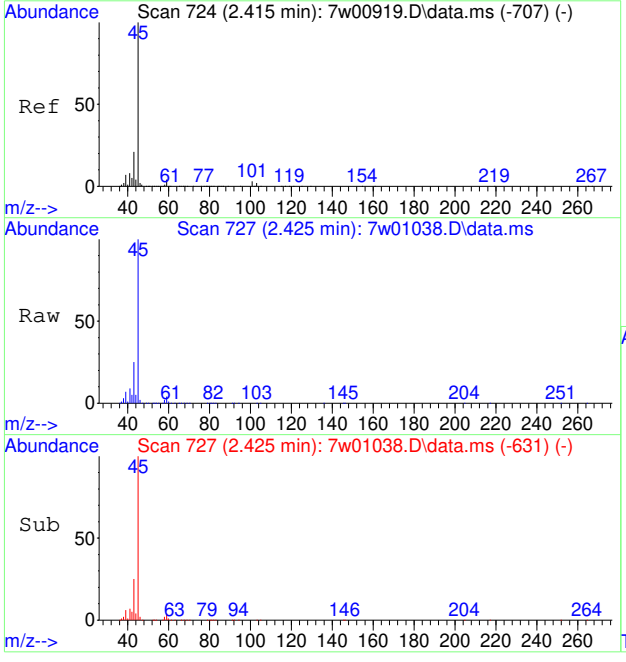

#22
ISOPROPYL ALCOHOL
Concen: 7.69 PPBV
RT: 2.425 min Scan# 727
Delta R.T. 0.010 min
Lab File: 7w01038.D
Acq: 17 Mar 2023 2:36 am

Tgt Ion: 45 Resp: 224407

Ion	Ratio	Lower	Upper
45	100		
43	25.4	15.5	23.3#
59	4.3	4.1	6.1

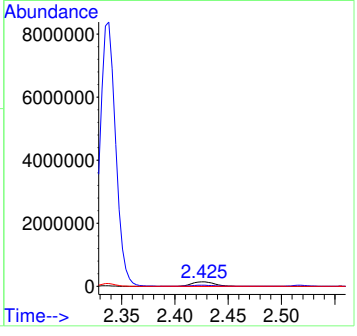

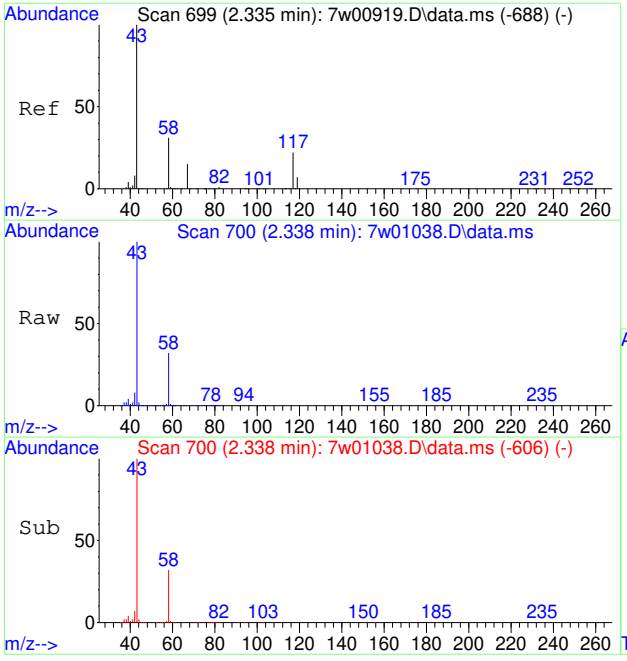

#23
ACETONE
Concen: 356.27 PPBV
RT: 2.338 min Scan# 700
Delta R.T. 0.003 min
Lab File: 7w01038.D
Acq: 17 Mar 2023 2:36 am

Tgt Ion: 58 Resp: 2669303

Ion	Ratio	Lower	Upper
58	100		
43	323.2	195.9	293.9#

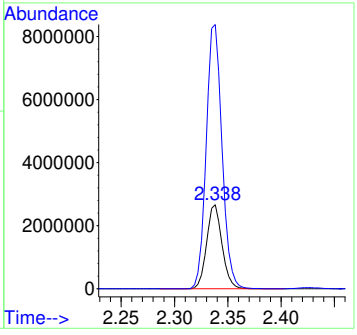

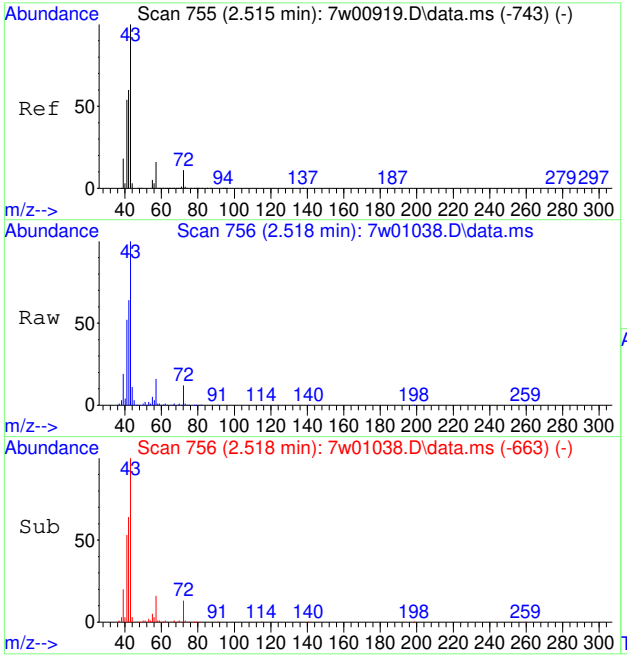

#24
PENTANE
Concen: 1.62 PPBV
RT: 2.518 min Scan# 756
Delta R.T. 0.000 min
Lab File: 7w01038.D
Acq: 17 Mar 2023 2:36 am

Tgt Ion: 42 Resp: 24009

Ion	Ratio	Lower	Upper
42	100		
41	84.3	69.5	104.3
57	27.4	27.4	41.0

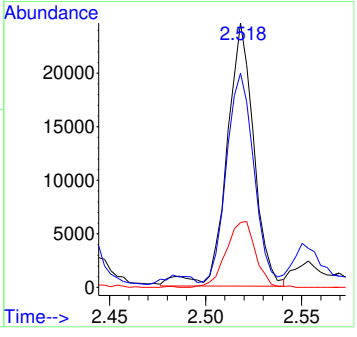

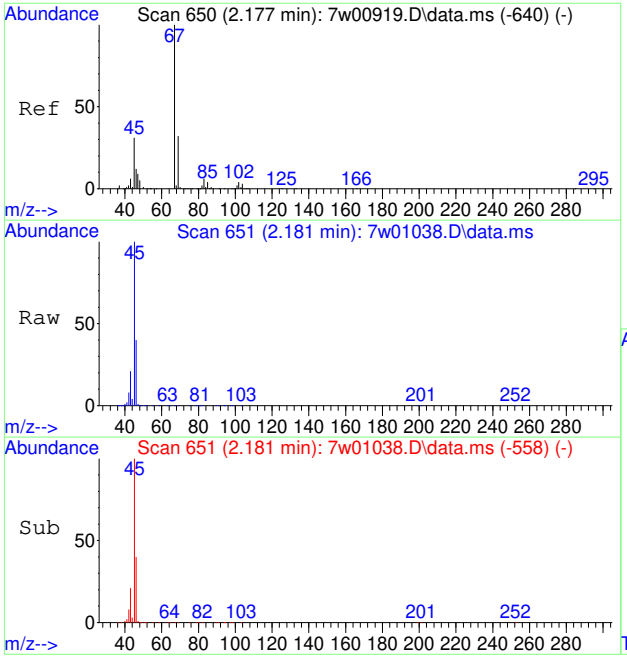

#28
ETHANOL
Concen: 135.14 PPBV
RT: 2.181 min Scan# 651
Delta R.T. -0.000 min
Lab File: 7w01038.D
Acq: 17 Mar 2023 2:36 am

Tgt Ion: 45 Resp: 821069

Ion	Ratio	Lower	Upper
45	100		
46	40.5	34.1	51.1
42	8.2	6.1	9.1

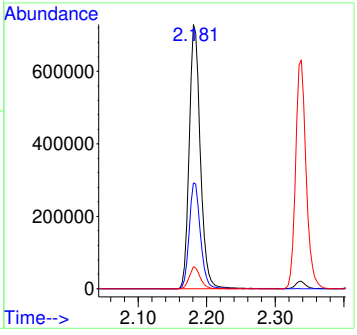

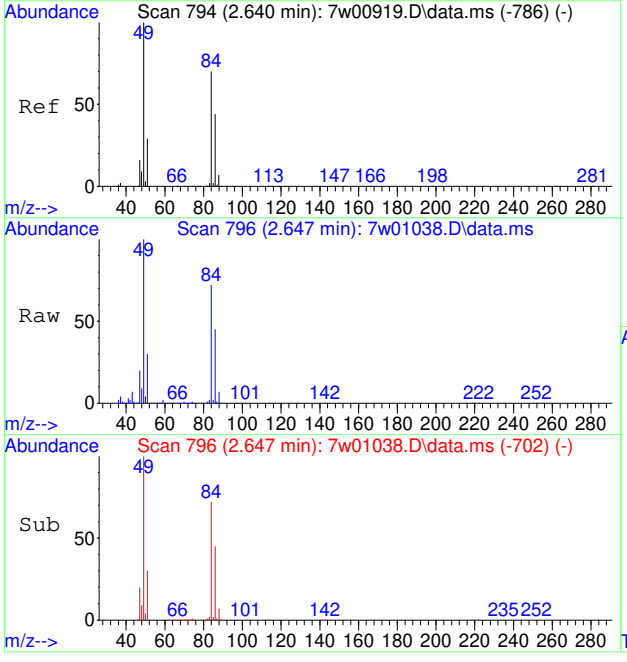

#31
METHYLENE CHLORIDE
Concen: 21.66 PPBV
RT: 2.647 min Scan# 796
Delta R.T. 0.003 min
Lab File: 7w01038.D
Acq: 17 Mar 2023 2:36 am

Tgt Ion: 84 Resp: 337321

Ion	Ratio	Lower	Upper
84	100		
86	63.6	50.9	76.3
49	141.4	78.6	118.0#

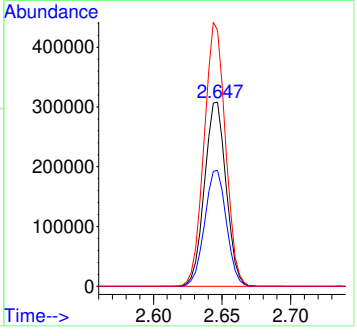

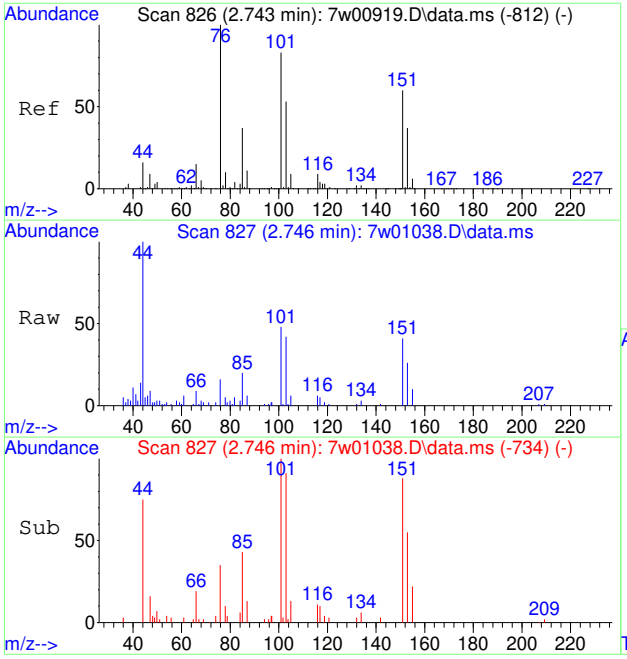

#33
FREON 113
Concen: 0.08 PPBV
RT: 2.746 min Scan# 827
Delta R.T. 0.000 min
Lab File: 7w01038.D
Acq: 17 Mar 2023 2:36 am

Tgt Ion:151 Resp: 2386

Ion	Ratio	Lower	Upper
151	100		
101	134.2	94.8	142.2
103	86.2	61.0	91.4

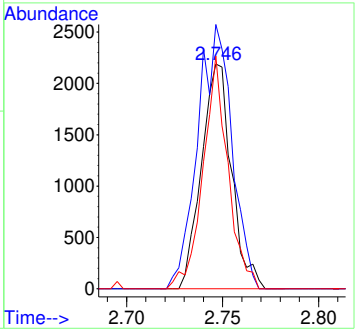

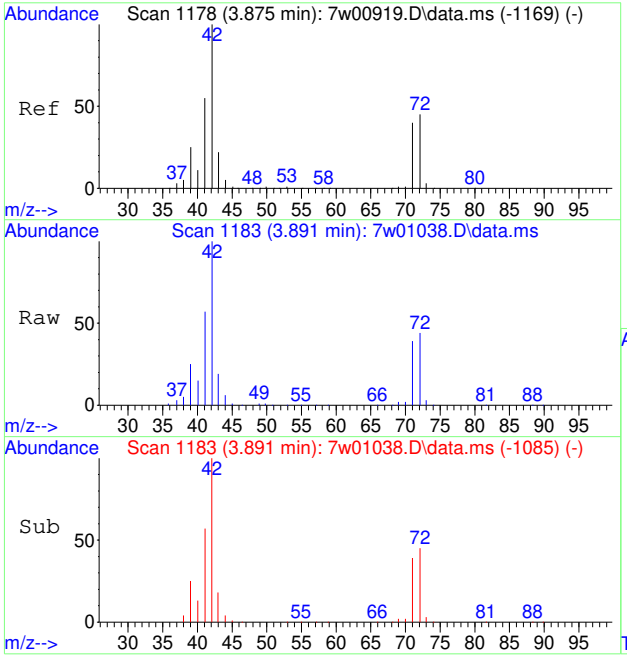

#37
TETRAHYDROFURAN
Concen: 3.84 PPBV
RT: 3.891 min Scan# 1183
Delta R.T. 0.016 min
Lab File: 7w01038.D
Acq: 17 Mar 2023 2:36 am

Tgt Ion: 72 Resp: 22156

Ion	Ratio	Lower	Upper
72	100		
42	213.9	149.0	223.6
71	90.1	74.5	111.7

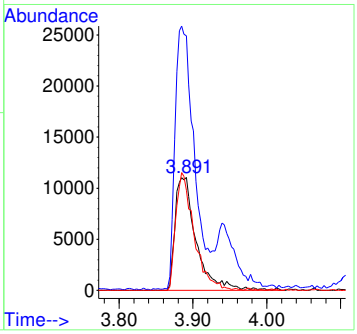

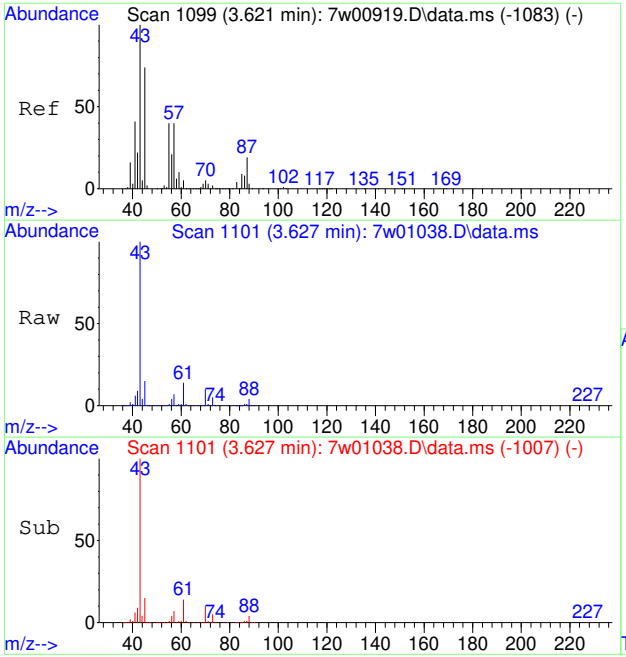

#38
HEXANE
Concen: 0.84 PPBV
RT: 3.627 min Scan# 1101
Delta R.T. 0.003 min
Lab File: 7w01038.D
Acq: 17 Mar 2023 2:36 am

Tgt Ion: 57 Resp: 15897

Ion	Ratio	Lower	Upper
57	100		
56	55.0	42.0	63.0
41	92.0	66.2	99.2

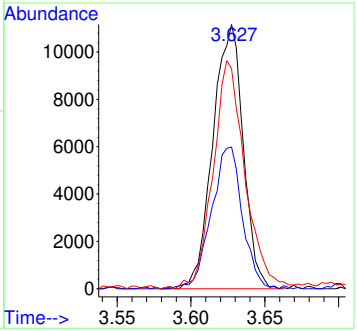

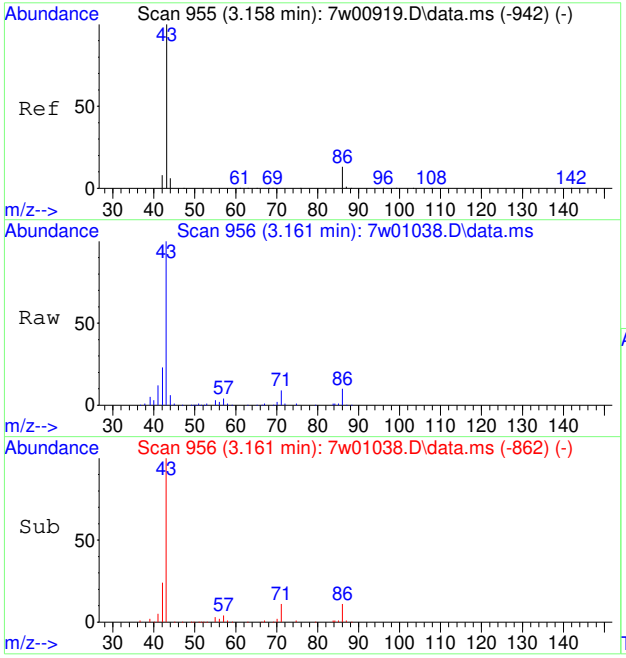

#39
VINYL ACETATE
Concen: 1.51 PPBV
RT: 3.161 min Scan# 956
Delta R.T. 0.003 min
Lab File: 7w01038.D
Acq: 17 Mar 2023 2:36 am

Tgt Ion: 86 Resp: 5364

Ion	Ratio	Lower	Upper
86	100		
43	1175.7	626.3	939.5#
44	55.8	34.5	51.7#

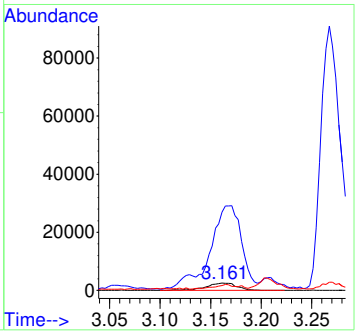

7.1.5

7

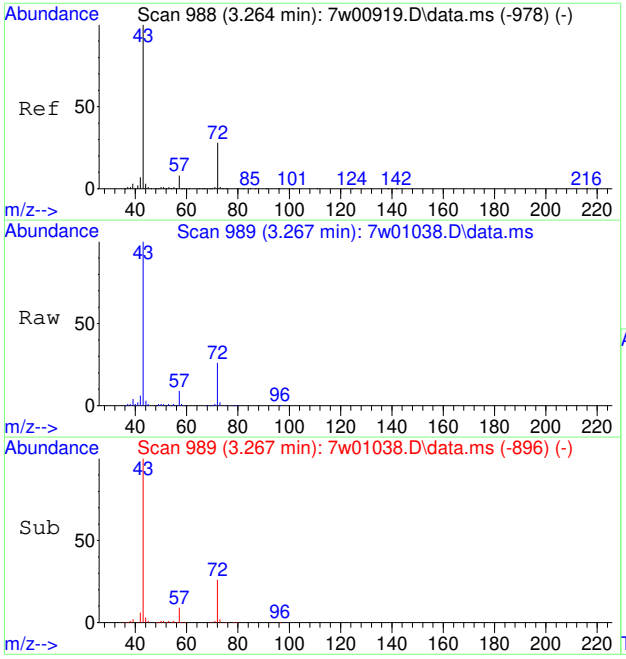

#41
METHYL ETHYL KETONE
Concen: 5.50 PPBV
RT: 3.267 min Scan# 989
Delta R.T. 0.000 min
Lab File: 7w01038.D
Acq: 17 Mar 2023 2:36 am

Tgt Ion: 72 Resp: 34175

Ion	Ratio	Lower	Upper
72	100		
57	32.3	22.2	33.4
43	383.9	252.6	378.8#

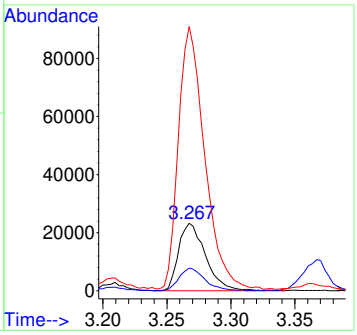

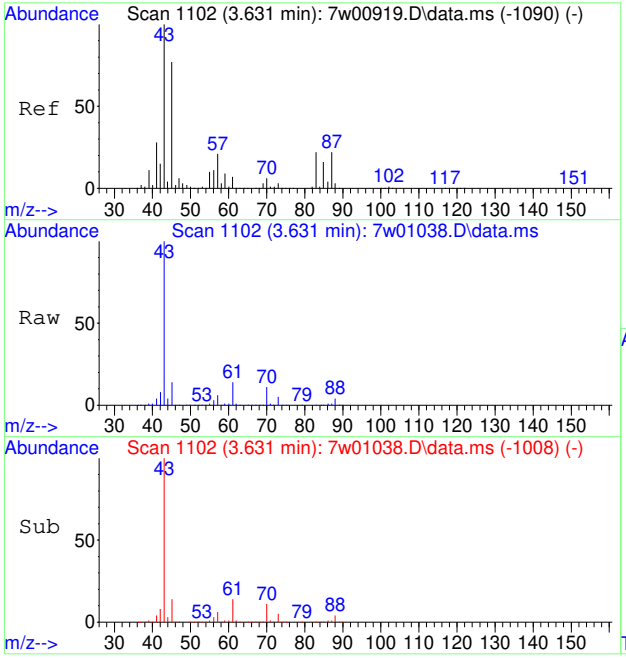

#44
ETHYL ACETATE
Concen: 9.11 PPBV
RT: 3.631 min Scan# 1102
Delta R.T. 0.004 min
Lab File: 7w01038.D
Acq: 17 Mar 2023 2:36 am

Tgt Ion: 61 Resp: 35257

Ion	Ratio	Lower	Upper
61	100		
43	728.5	986.2	1479.2#
88	31.6	38.8	58.2#

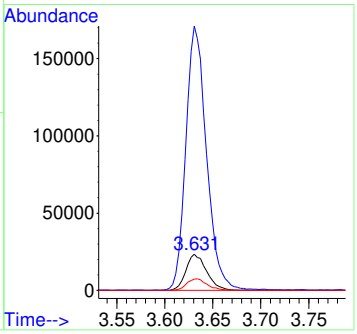

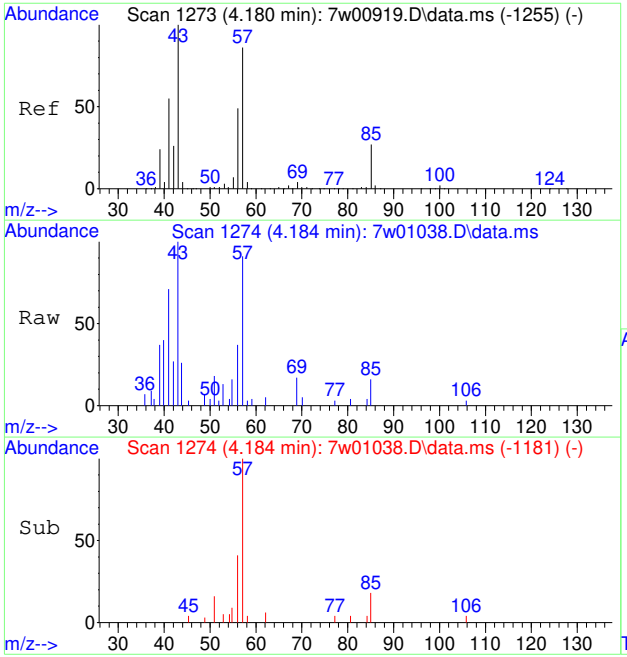

#47
2,4-DIMETHYLPENTANE
Concen: 0.10 PPBV
RT: 4.184 min Scan# 1274
Delta R.T. -0.000 min
Lab File: 7w01038.D
Acq: 17 Mar 2023 2:36 am

Tgt Ion: 57 Resp: 2060

Ion	Ratio	Lower	Upper
57	100		
56	62.7	43.9	65.9
85	31.6	25.0	37.6

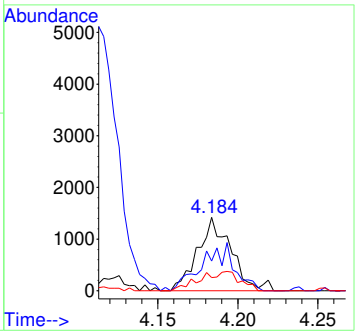

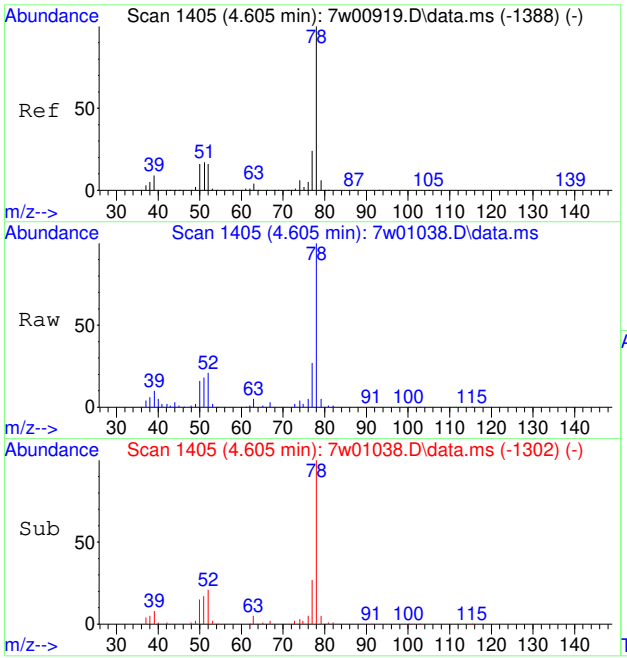

#51
BENZENE
Concen: 0.66 PPBV
RT: 4.605 min Scan# 1405
Delta R.T. -0.000 min
Lab File: 7w01038.D
Acq: 17 Mar 2023 2:36 am

Tgt Ion: 78 Resp: 25292

Ion	Ratio	Lower	Upper
78	100		
52	17.3	0.0	34.0
51	18.0	0.0	33.5

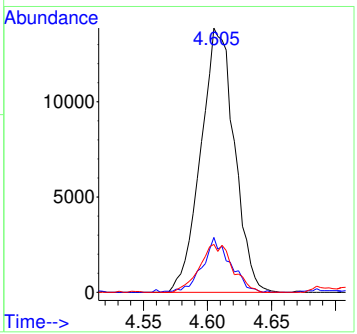

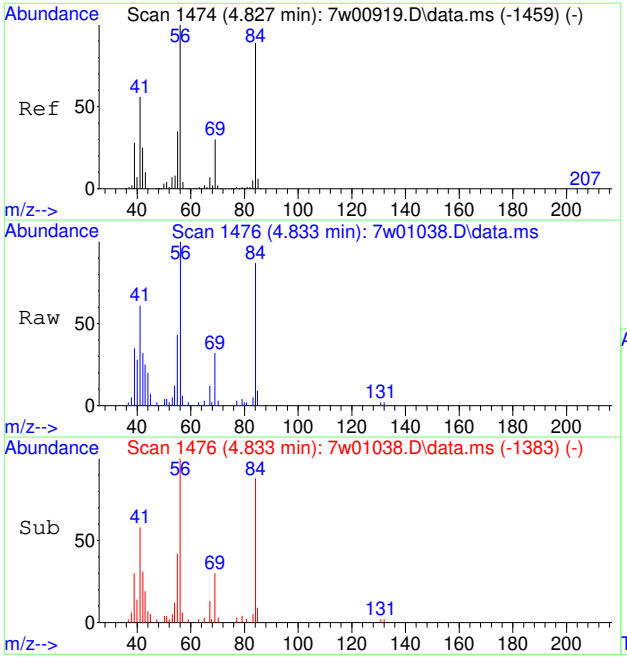

#53
CYCLOHEXANE
Concen: 0.33 PPBV
RT: 4.833 min Scan# 1476
Delta R.T. 0.000 min
Lab File: 7w01038.D
Acq: 17 Mar 2023 2:36 am

Tgt Ion: 84 Resp: 5243

Ion	Ratio	Lower	Upper
84	100		
69	34.1	28.2	42.2
56	141.4	88.1	132.1#

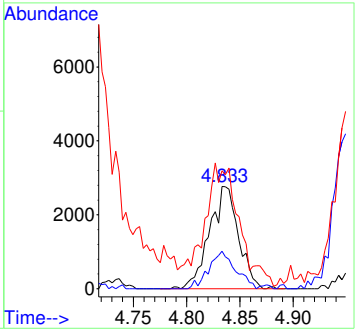

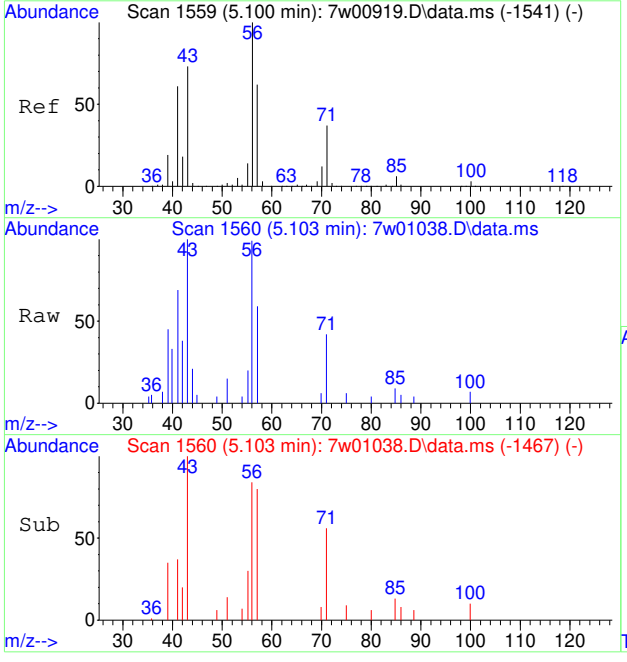

#54
2,3-DIMETHYLPENTANE
Concen: 0.14 PPBV
RT: 5.103 min Scan# 1560
Delta R.T. 0.000 min
Lab File: 7w01038.D
Acq: 17 Mar 2023 2:36 am

Tgt Ion: 71 Resp: 1126

Ion	Ratio	Lower	Upper
71	100		
56	191.7	188.6	283.0
85	0.0	13.4	20.0#

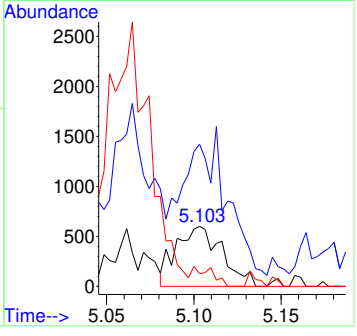

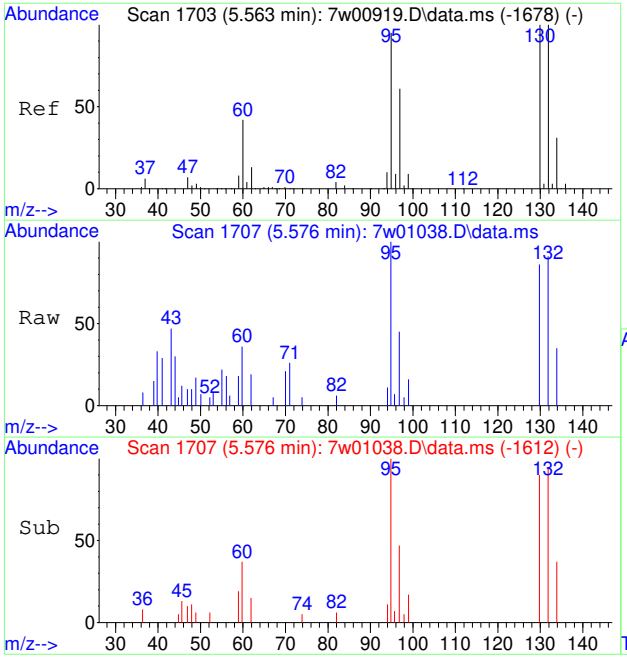

#55
TRICHLOROETHENE
Concen: 0.13 PPBV
RT: 5.576 min Scan# 1707
Delta R.T. 0.007 min
Lab File: 7w01038.D
Acq: 17 Mar 2023 2:36 am

Tgt Ion: 95 Resp: 2257

Ion	Ratio	Lower	Upper
95	100		
130	111.7	83.2	124.8
132	112.4	79.8	119.6
97	69.1	51.3	76.9

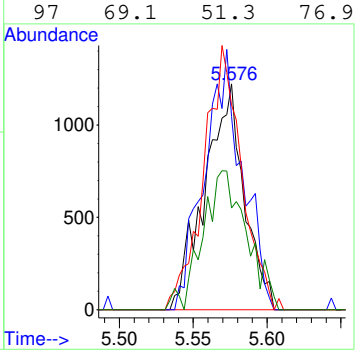

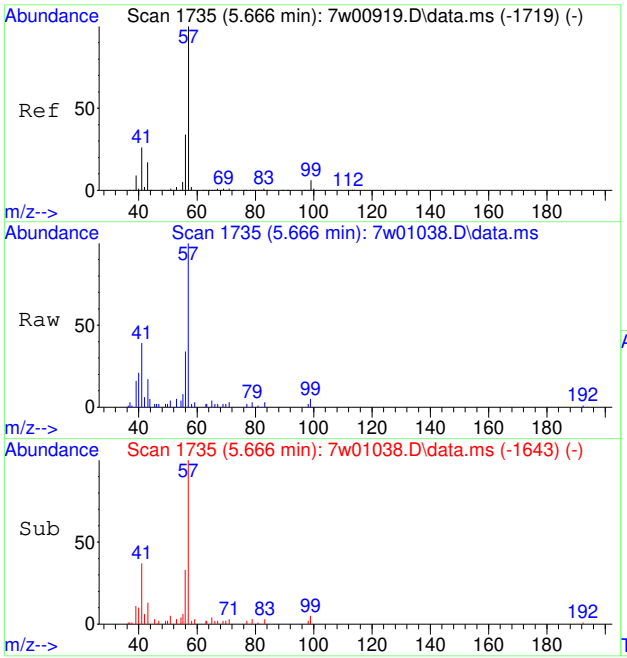

#60
2,2,4-TRIMETHYLPENTANE
Concen: 0.15 PPBV
RT: 5.666 min Scan# 1735
Delta R.T. -0.003 min
Lab File: 7w01038.D
Acq: 17 Mar 2023 2:36 am

Tgt Ion: 57 Resp: 8742

Ion	Ratio	Lower	Upper
57	100		
56	35.1	26.3	39.5
99	0.0	5.0	7.6#

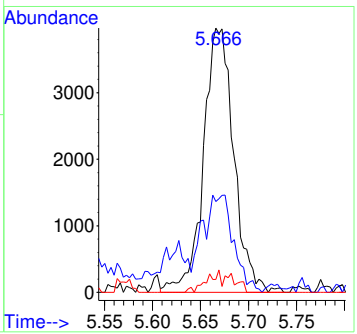

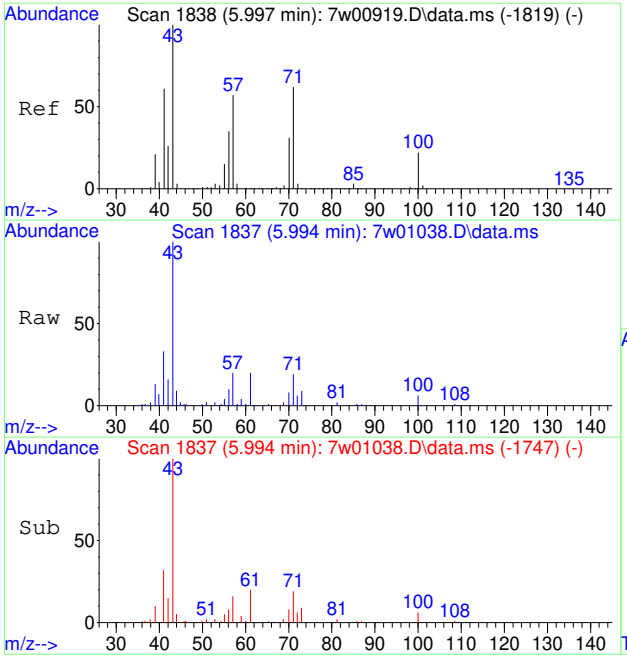

#62
HEPTANE
Concen: 1.05 PPBV
RT: 5.994 min Scan# 1837
Delta R.T. -0.010 min
Lab File: 7w01038.D
Acq: 17 Mar 2023 2:36 am

Tgt Ion: 43 Resp: 21861

Ion	Ratio	Lower	Upper
43	100		
71	21.5	60.6	90.8#
57	20.1	50.2	75.4#

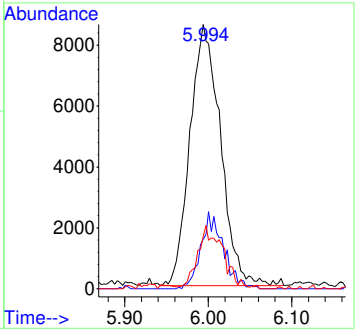

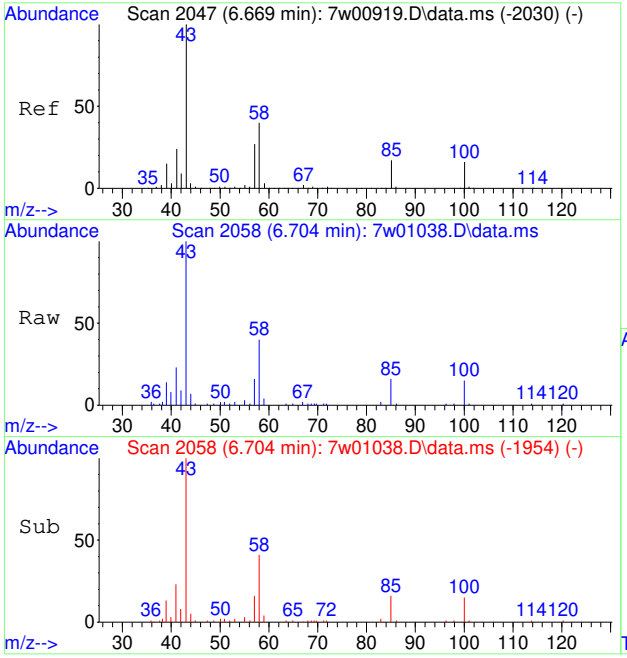

#64
METHYL ISOBUTYL KETONE
Concen: 0.65 PPBV
RT: 6.704 min Scan# 2058
Delta R.T. 0.035 min
Lab File: 7w01038.D
Acq: 17 Mar 2023 2:36 am

Tgt Ion: 58 Resp: 8263

Ion	Ratio	Lower	Upper
58	100		
43	243.4	168.2	252.4
100	38.3	33.6	50.4
85	43.3	36.7	55.1

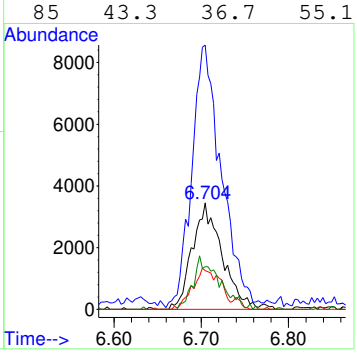

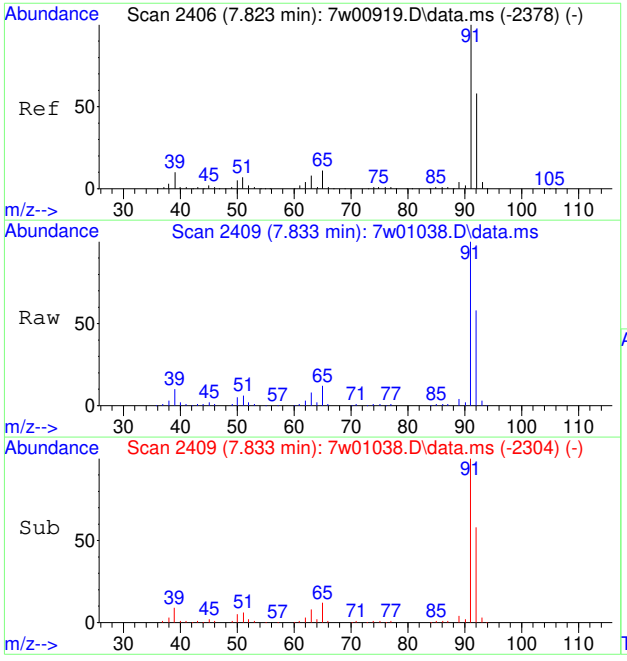

#66
TOLUENE
Concen: 2.20 PPBV
RT: 7.833 min Scan# 2409
Delta R.T. 0.006 min
Lab File: 7w01038.D
Acq: 17 Mar 2023 2:36 am

Tgt Ion: 91 Resp: 111984

Ion	Ratio	Lower	Upper
91	100		
92	59.1	38.9	78.9

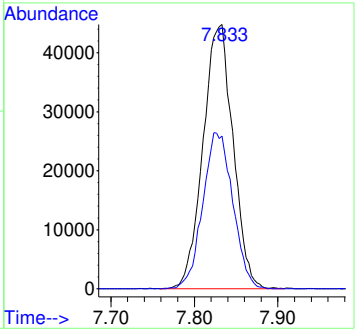

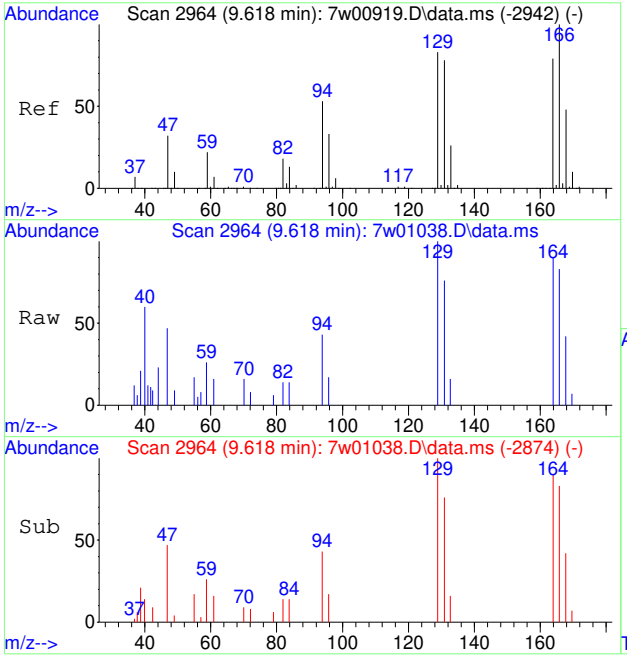

#72
TETRACHLOROETHENE
Concen: 0.11 PPBV
RT: 9.618 min Scan# 2964
Delta R.T. -0.009 min
Lab File: 7w01038.D
Acq: 17 Mar 2023 2:36 am

Tgt Ion:164 Resp: 1987

Ion	Ratio	Lower	Upper
164	100		
129	100.7	72.0	108.0
168	52.7	48.6	72.8
131	84.7	69.0	103.6

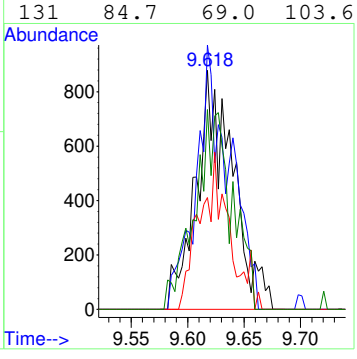

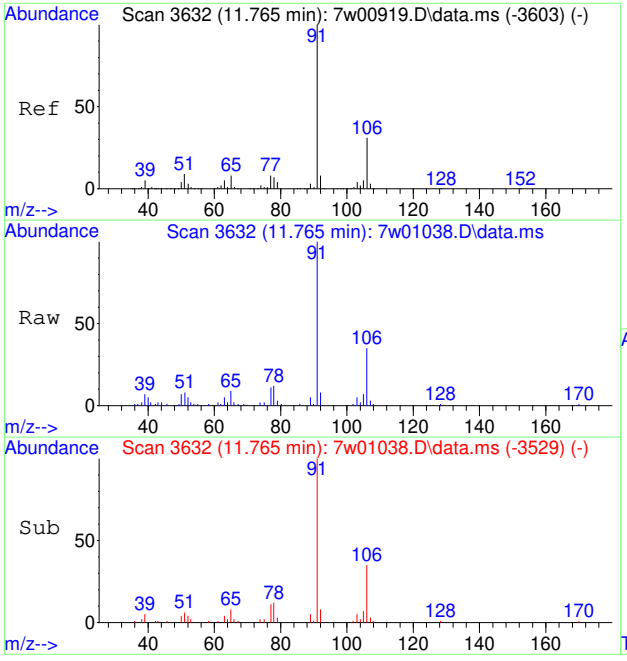

#79
ETHYLBENZENE
Concen: 0.53 PPBV
RT: 11.765 min Scan# 3632
Delta R.T. 0.000 min
Lab File: 7w01038.D
Acq: 17 Mar 2023 2:36 am

Tgt Ion: 91 Resp: 32705

Ion	Ratio	Lower	Upper
91	100		
106	32.6	11.7	51.7

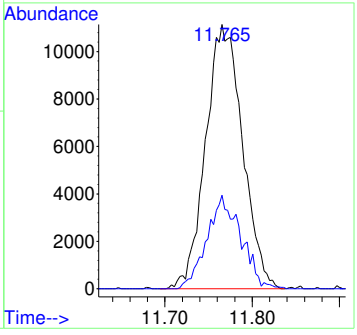

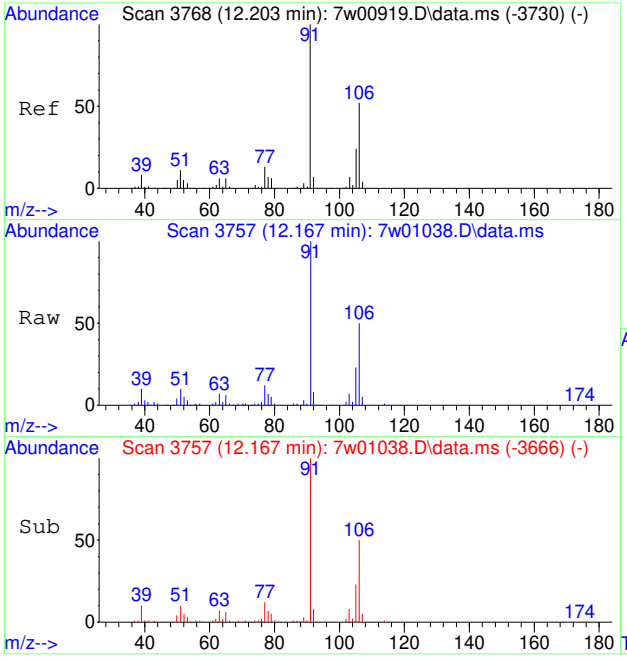

#80
M,P-XYLENE
Concen: 1.97 PPBV
RT: 12.167 min Scan# 3757
Delta R.T. -0.039 min
Lab File: 7w01038.D
Acq: 17 Mar 2023 2:36 am

Tgt Ion: 91 Resp: 93241

Ion	Ratio	Lower	Upper
91	100		
106	49.6	31.5	71.5
105	17.7	3.6	43.6

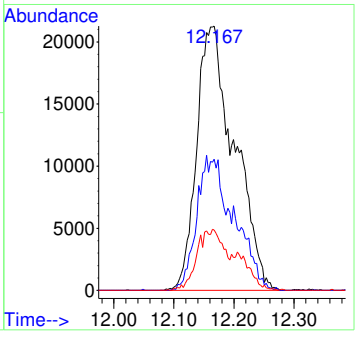

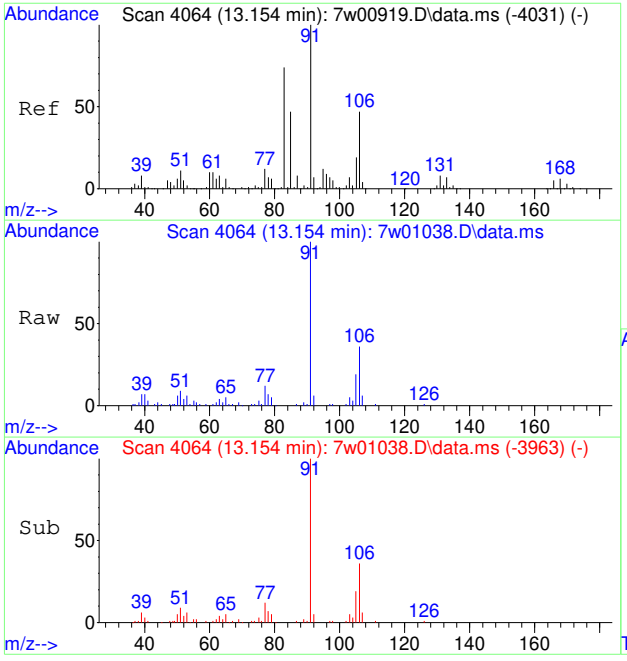

#81
O-XYLENE
Concen: 0.61 PPBV
RT: 13.154 min Scan# 4064
Delta R.T. -0.007 min
Lab File: 7w01038.D
Acq: 17 Mar 2023 2:36 am

Tgt Ion: 91 Resp: 29773

Ion	Ratio	Lower	Upper
91	100		
106	36.3	39.1	58.7#
105	19.0	15.7	23.5

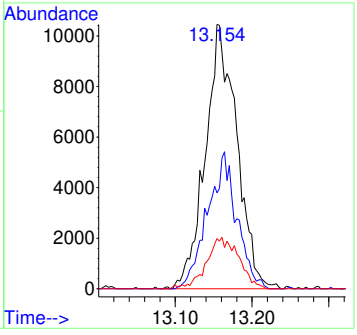

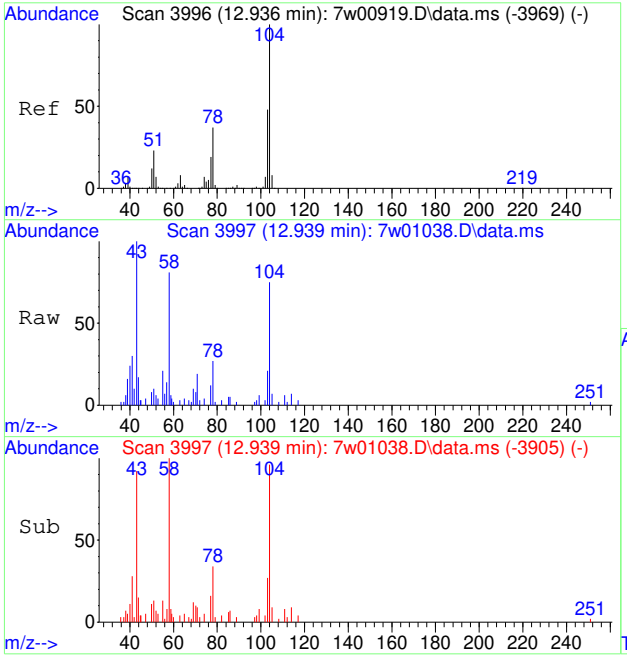

#82
STYRENE
Concen: 0.14 PPBV
RT: 12.939 min Scan# 3997
Delta R.T. -0.003 min
Lab File: 7w01038.D
Acq: 17 Mar 2023 2:36 am

Tgt Ion:104 Resp: 4913

Ion	Ratio	Lower	Upper
104	100		
78	46.3	30.7	46.1#
103	47.6	37.8	56.6

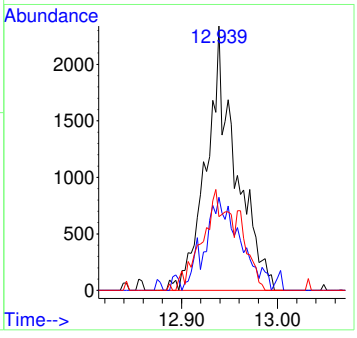

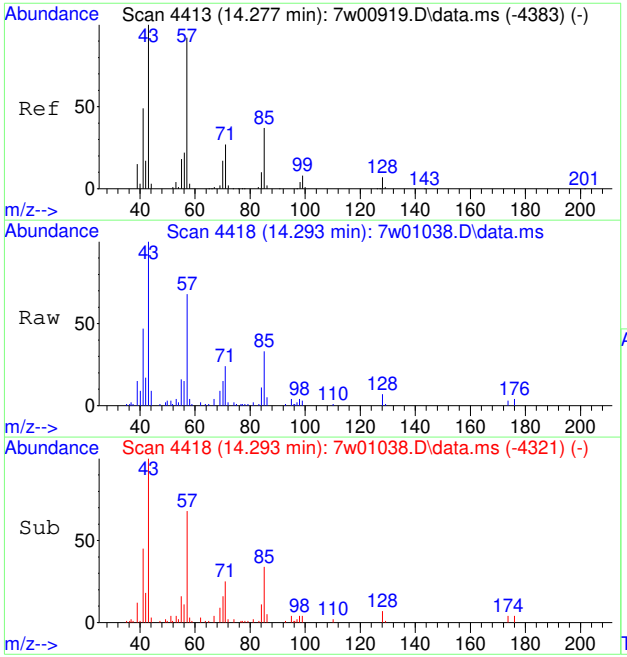

#83
NONANE
Concen: 0.54 PPBV
RT: 14.293 min Scan# 4418
Delta R.T. 0.013 min
Lab File: 7w01038.D
Acq: 17 Mar 2023 2:36 am

Tgt Ion: 43 Resp: 15285

Ion	Ratio	Lower	Upper
43	100		
85	42.1	37.8	56.6
57	98.3	87.0	130.4

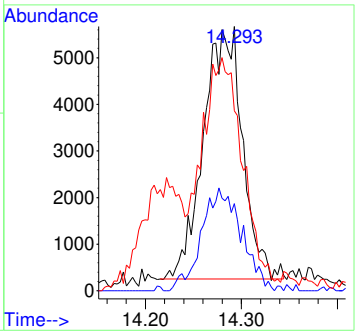

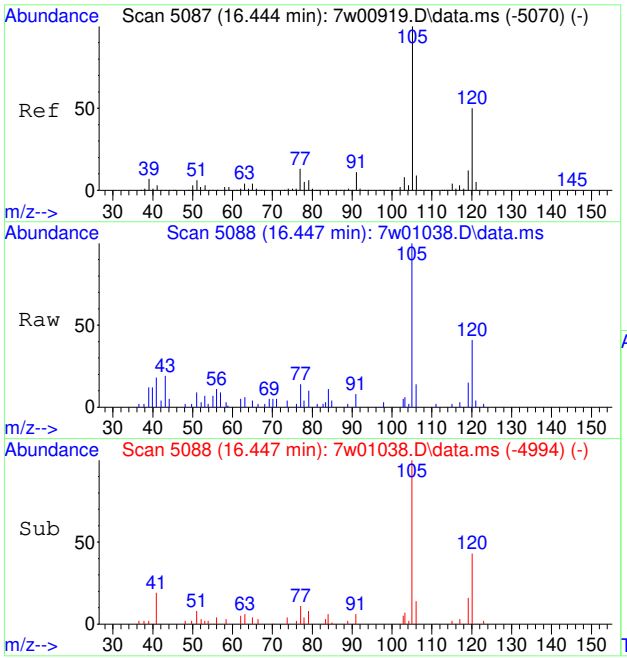

#93
1,3,5-TRIMETHYLBENZENE
Concen: 0.10 PPBV
RT: 16.447 min Scan# 5088
Delta R.T. 0.003 min
Lab File: 7w01038.D
Acq: 17 Mar 2023 2:36 am

Tgt Ion:105 Resp: 5485

Ion	Ratio	Lower	Upper
105	100		
120	50.2	40.4	60.6
91	18.2	7.4	11.2#

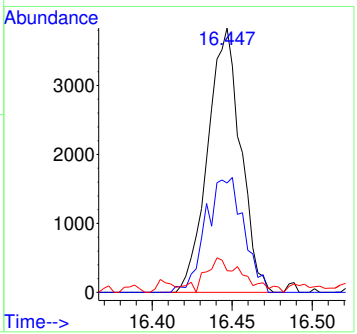

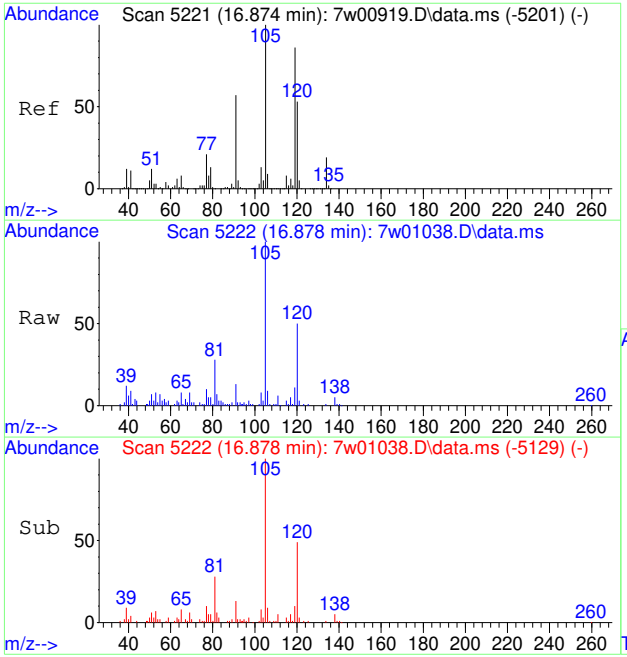

#96
1,2,4-TRIMETHYLBENZENE
Concen: 0.26 PPBV
RT: 16.878 min Scan# 5222
Delta R.T. -0.000 min
Lab File: 7w01038.D
Acq: 17 Mar 2023 2:36 am

Tgt Ion:105 Resp: 15326

Ion	Ratio	Lower	Upper
105	100		
120	47.6	45.4	68.2
119	11.8	90.6	135.8#

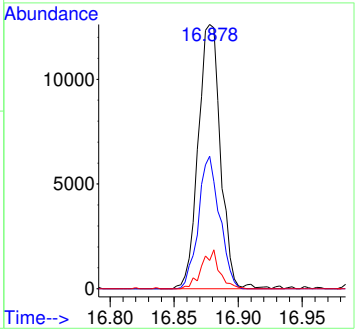

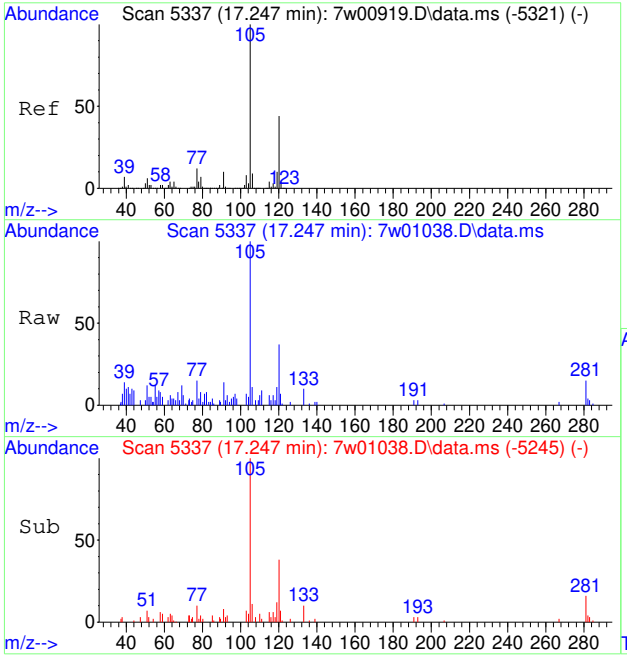

#102
1,2,3-TRIMETHYLBENZENE
Concen: 0.11 PPBV
RT: 17.247 min Scan# 5337
Delta R.T. -0.004 min
Lab File: 7w01038.D
Acq: 17 Mar 2023 2:36 am

Tgt Ion:105 Resp: 6229

Ion	Ratio	Lower	Upper
105	100		
120	39.6	35.0	52.6
91	0.0	7.3	10.9#

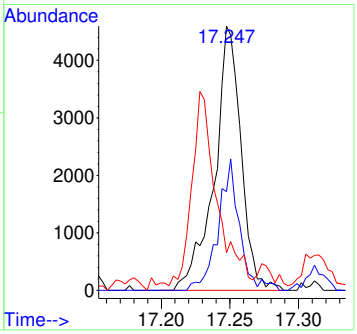

Quantitation Report (QT Reviewed)

Data Path : C:\msdchem\1\data\7w\
Data File : 7w01107.D
Acq On : 20 Mar 2023 8:38 pm
Operator : thomash
Sample : jd61280-4
Misc : MS67132,V7W0051,40,,,,1
ALS Vial : 7 Sample Multiplier: 1

Quant Time: Mar 21 12:16:17 2023
Quant Method : C:\msdchem\1\methods\M7W0005.M
Quant Title : TO15 by GCMS w/DB-1, 30m X 0.25mm ID X 0.5 um
QLast Update : Wed Dec 07 14:36:34 2022
Response via : Initial Calibration

Compound	R.T.	QIon	Response	Conc	Units	Dev(Min)
Internal Standards						
1) BROMOCHLOROMETHANE	3.563	128	73510	10.00	PPBV	# 0.00
52) 1,4-DIFLUOROBENZENE	4.956	114	354408	10.00	PPBV	0.00
76) CHLOROBENZENE-D5	10.788	117	305491	10.00	PPBV	0.00
System Monitoring Compounds						
87) 4-BROMOFLUOROBENZENE	14.219	95	180827	8.76	PPBV	0.00
Target Compounds						Qvalue
13) N-BUTANE	2.026	43	8593	0.47	PPBV	# 92
22) ISOPROPYL ALCOHOL	2.438	45	17745	0.67	PPBV	# 79
23) ACETONE	2.338	58	152719	22.46	PPBV	# 50
24) PENTANE	2.512	42	1955	0.15	PPBV	93
28) ETHANOL	2.184	45	54134	9.82	PPBV	97
31) METHYLENE CHLORIDE	2.644	84	24637	1.74	PPBV	# 70
37) TETRAHYDROFURAN	3.914	72	1515	0.29	PPBV	# 52
41) METHYL ETHYL KETONE	3.280	72	2316	0.41	PPBV	# 64
44) ETHYL ACETATE	3.647	61	2294	0.65	PPBV	# 8
62) HEPTANE	6.010	43	1809	0.10	PPBV	# 32
66) TOLUENE	7.827	91	7243	0.16	PPBV	94
80) M,P-XYLENE	12.164	91	5887	0.14	PPBV	# 78

(#) = qualifier out of range (m) = manual integration (+) = signals summed

Quantitation Report (QT Reviewed)

Data Path : C:\msdchem\1\data\7w\
Data File : 7w01107.D
Acq On : 20 Mar 2023 8:38 pm
Operator : thomash
Sample : jd61280-4
Misc : MS67132,V7W0051,40,,,,1
ALS Vial : 7 Sample Multiplier: 1

Quant Time: Mar 21 12:16:17 2023
Quant Method : C:\msdchem\1\methods\M7W0005.M
Quant Title : TO15 by GCMS w/DB-1, 30m X 0.25mm ID X 0.5 um
QLast Update : Wed Dec 07 14:36:34 2022
Response via : Initial Calibration

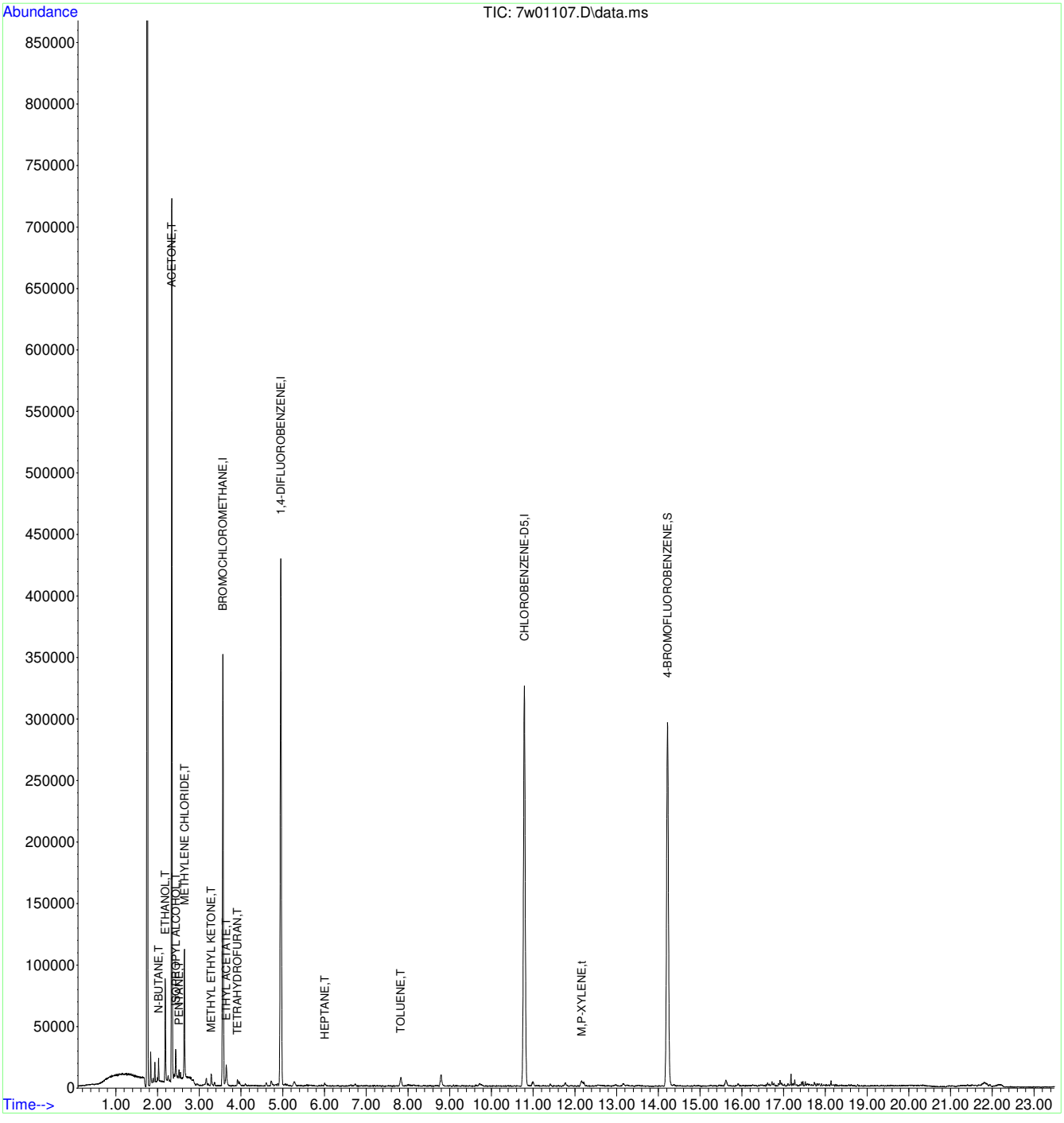

M7W0005.M Tue Mar 21 12:16:22 2023 Page: 2

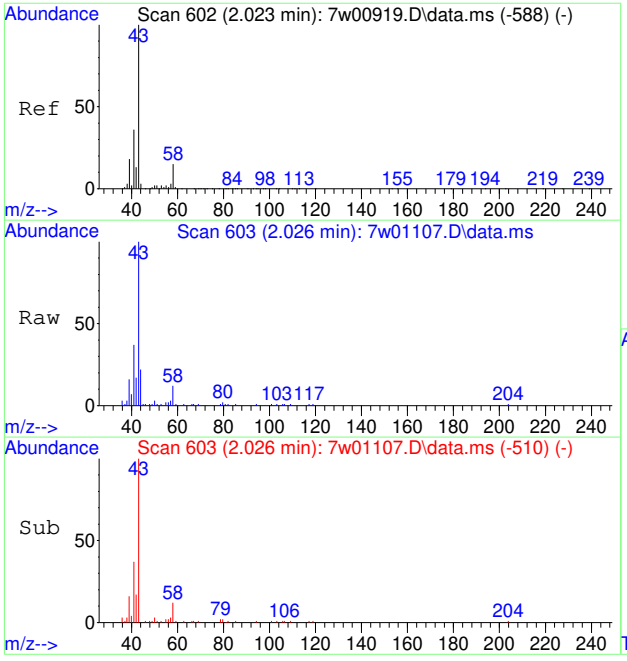

#13
N-BUTANE
Concen: 0.47 PPBV
RT: 2.026 min Scan# 603
Delta R.T. 0.000 min
Lab File: 7w01107.D
Acq: 20 Mar 2023 8:38 pm

Tgt Ion: 43 Resp: 8593

Ion	Ratio	Lower	Upper
43	100		
58	14.7	14.2	21.2
44	9.7	4.2	6.4#

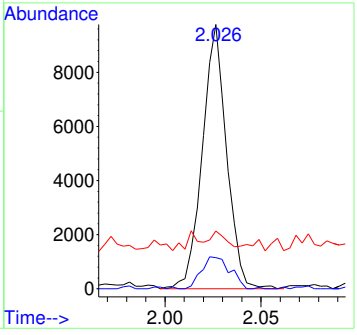

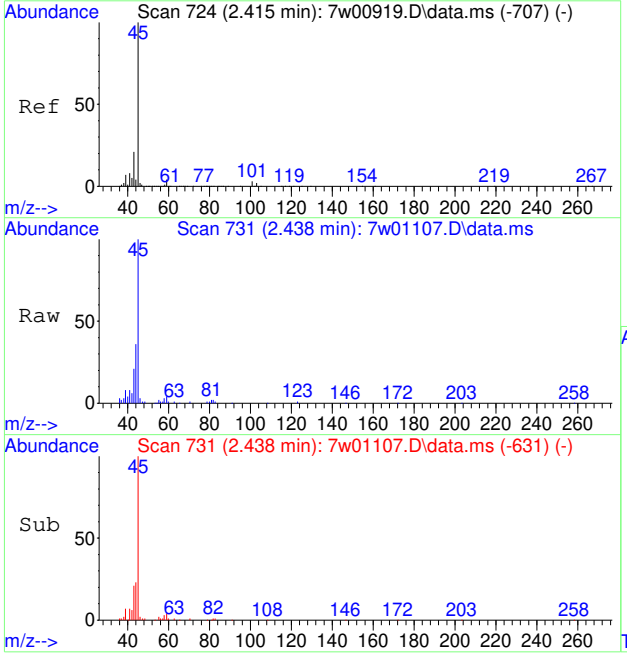

#22
ISOPROPYL ALCOHOL
Concen: 0.67 PPBV
RT: 2.438 min Scan# 731
Delta R.T. 0.023 min
Lab File: 7w01107.D
Acq: 20 Mar 2023 8:38 pm

Tgt Ion: 45 Resp: 17745

Ion	Ratio	Lower	Upper
45	100		
43	31.3	15.5	23.3#
59	4.2	4.1	6.1

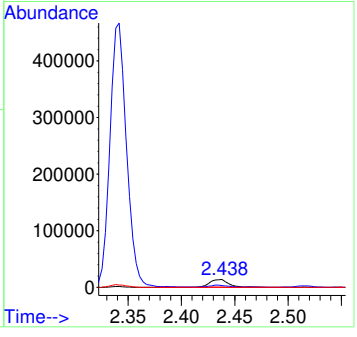

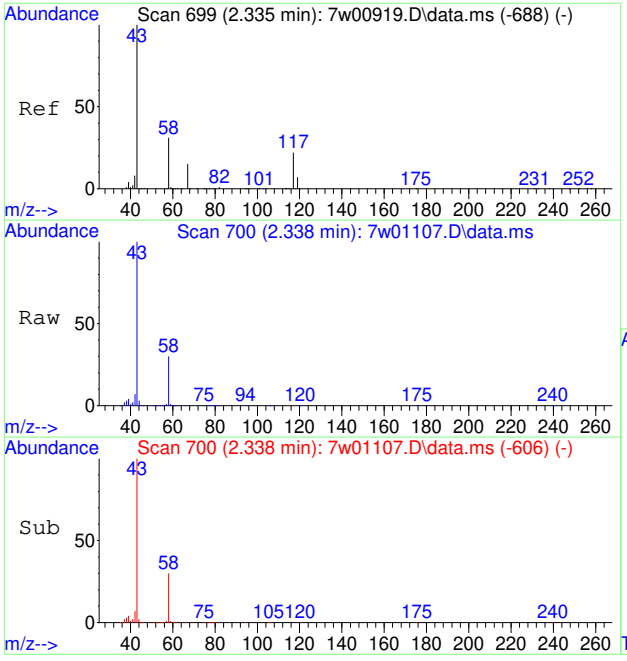

#23
ACETONE
Concen: 22.46 PPBV
RT: 2.338 min Scan# 700
Delta R.T. 0.003 min
Lab File: 7w01107.D
Acq: 20 Mar 2023 8:38 pm

Tgt Ion: 58 Resp: 152719

Ion	Ratio	Lower	Upper
58	100		
43	330.7	195.9	293.9#

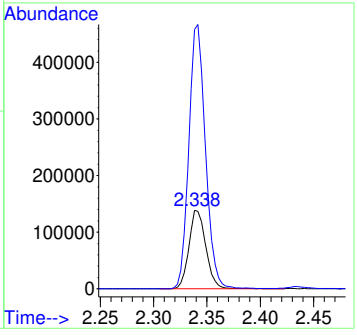

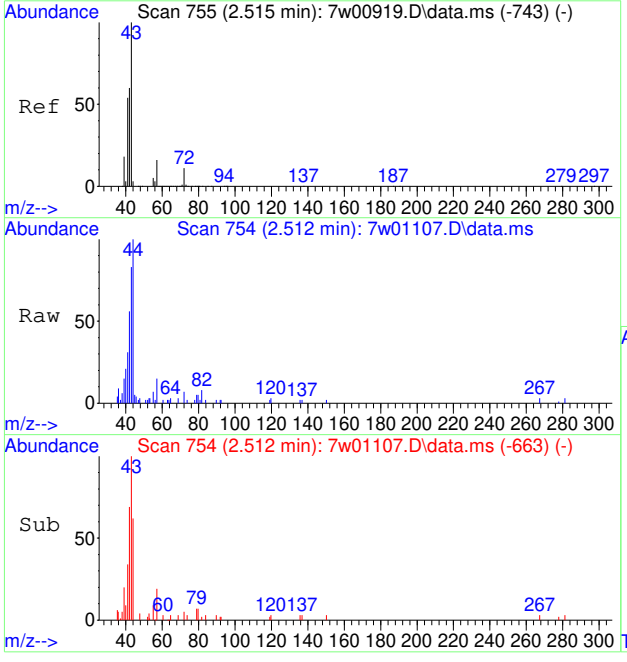

#24
PENTANE
Concen: 0.15 PPBV
RT: 2.512 min Scan# 754
Delta R.T. -0.006 min
Lab File: 7w01107.D
Acq: 20 Mar 2023 8:38 pm

Tgt Ion: 42 Resp: 1955

Ion	Ratio	Lower	Upper
42	100		
41	78.8	69.5	104.3
57	33.5	27.4	41.0

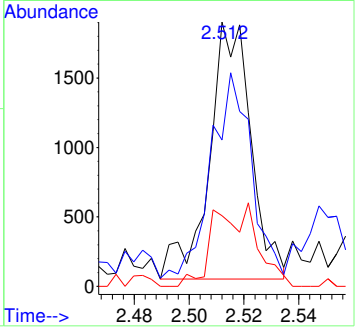

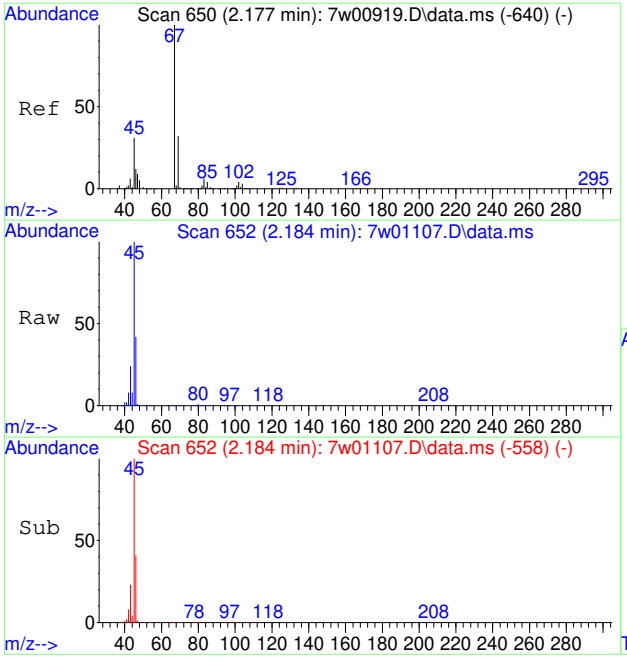

#28
ETHANOL
Concen: 9.82 PPBV
RT: 2.184 min Scan# 652
Delta R.T. 0.003 min
Lab File: 7w01107.D
Acq: 20 Mar 2023 8:38 pm

Tgt Ion: 45 Resp: 54134

Ion	Ratio	Lower	Upper
45	100		
46	40.7	34.1	51.1
42	8.5	6.1	9.1

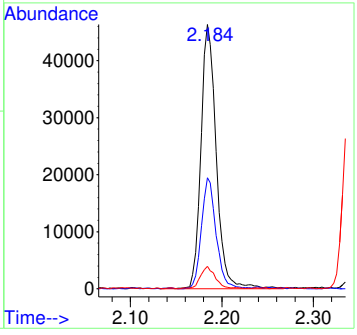

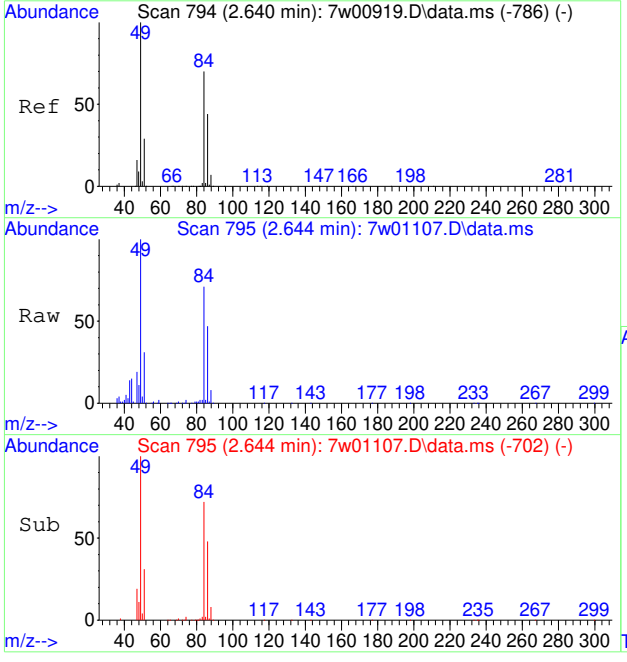

#31
METHYLENE CHLORIDE
Concen: 1.74 PPBV
RT: 2.644 min Scan# 795
Delta R.T. -0.000 min
Lab File: 7w01107.D
Acq: 20 Mar 2023 8:38 pm

Tgt Ion: 84 Resp: 24637

Ion	Ratio	Lower	Upper
84	100		
86	62.4	50.9	76.3
49	146.6	78.6	118.0#

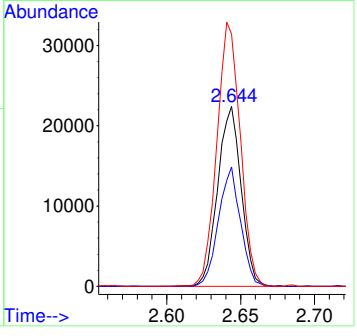

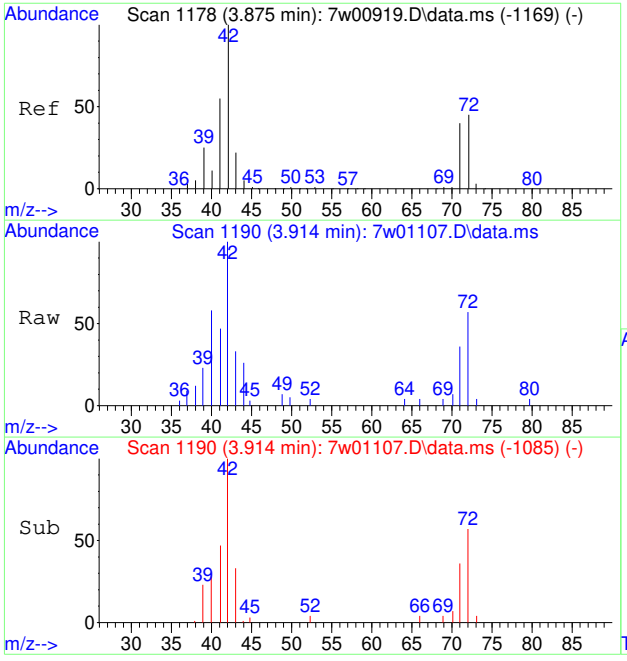

#37
TETRAHYDROFURAN
Concen: 0.29 PPBV
RT: 3.914 min Scan# 1190
Delta R.T. 0.039 min
Lab File: 7w01107.D
Acq: 20 Mar 2023 8:38 pm

Tgt Ion: 72 Resp: 1515

Ion	Ratio	Lower	Upper
72	100		
42	282.4	149.0	223.6#
71	81.9	74.5	111.7

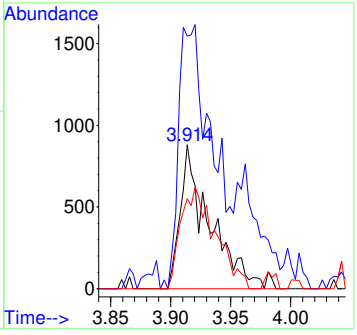

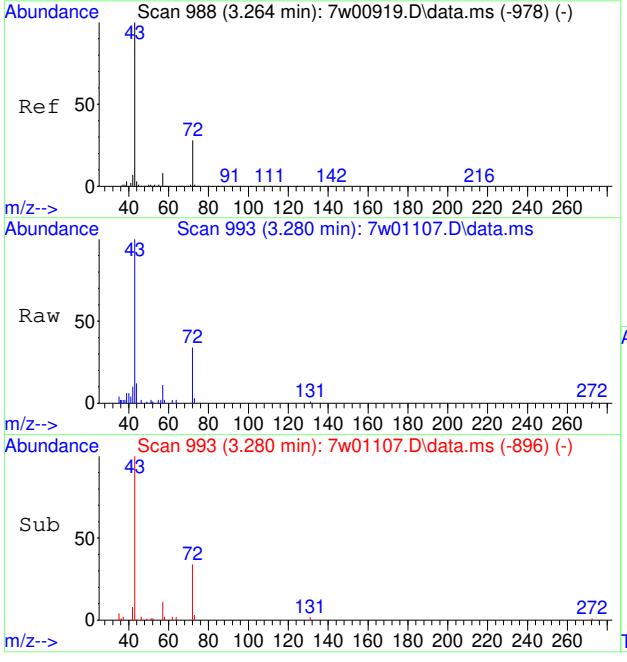

#41
METHYL ETHYL KETONE
Concen: 0.41 PPBV
RT: 3.280 min Scan# 993
Delta R.T. 0.013 min
Lab File: 7w01107.D
Acq: 20 Mar 2023 8:38 pm

Tgt Ion: 72 Resp: 2316

Ion	Ratio	Lower	Upper
72	100		
57	39.6	22.2	33.4#
43	392.1	252.6	378.8#

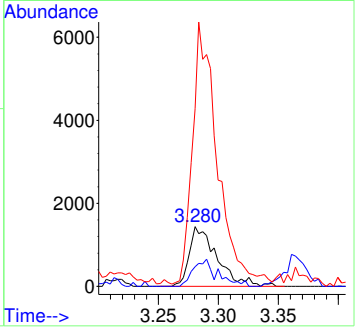

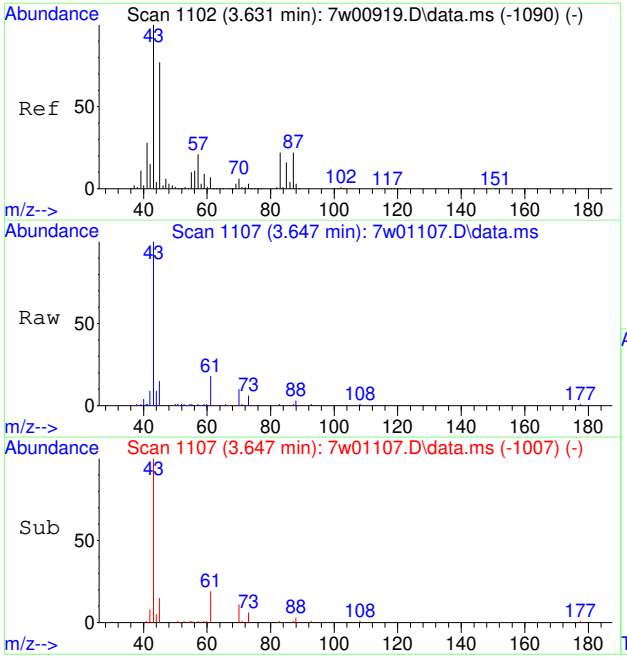

#44
ETHYL ACETATE
Concen: 0.65 PPBV
RT: 3.647 min Scan# 1107
Delta R.T. 0.020 min
Lab File: 7w01107.D
Acq: 20 Mar 2023 8:38 pm

Tgt Ion: 61 Resp: 2294

Ion	Ratio	Lower	Upper
61	100		
43	739.5	986.2	1479.2#
88	35.4	38.8	58.2#

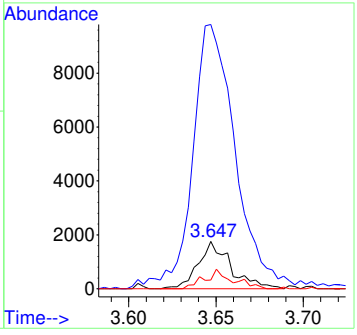

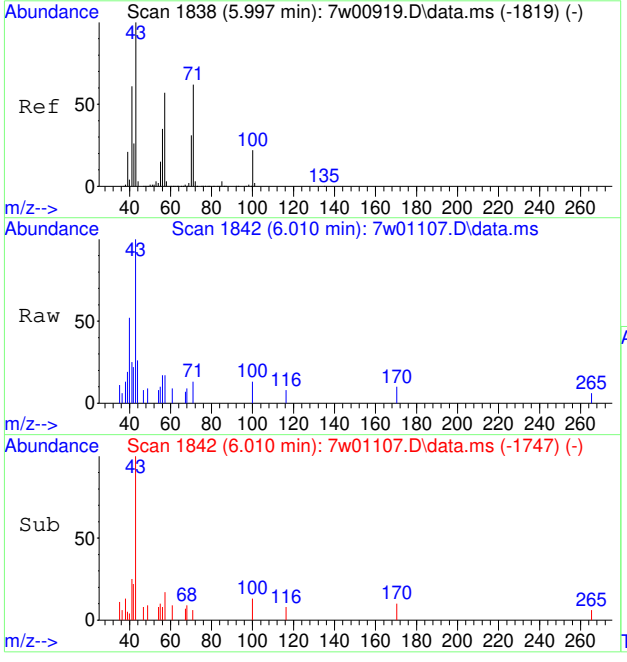

#62
HEPTANE
Concen: 0.10 PPBV
RT: 6.010 min Scan# 1842
Delta R.T. 0.006 min
Lab File: 7w01107.D
Acq: 20 Mar 2023 8:38 pm

Tgt Ion: 43 Resp: 1809

Ion	Ratio	Lower	Upper
43	100		
71	0.0	60.6	90.8#
57	29.1	50.2	75.4#

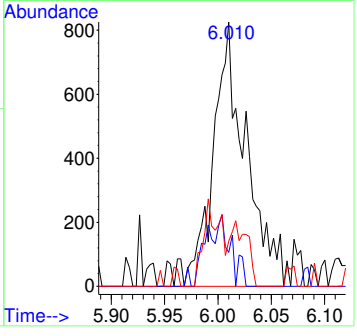

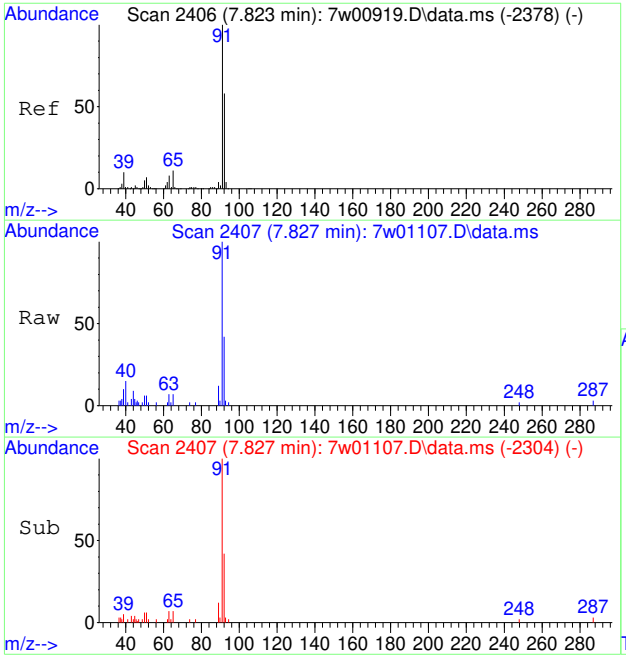

#66
TOLUENE
Concen: 0.16 PPBV
RT: 7.827 min Scan# 2407
Delta R.T. -0.000 min
Lab File: 7w01107.D
Acq: 20 Mar 2023 8:38 pm

Tgt Ion: 91 Resp: 7243

Ion	Ratio	Lower	Upper
91	100		
92	54.7	38.9	78.9

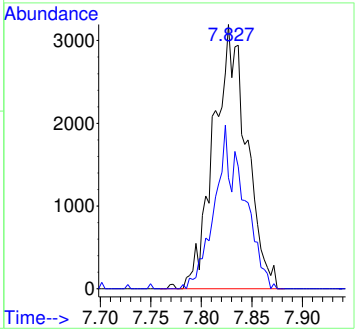

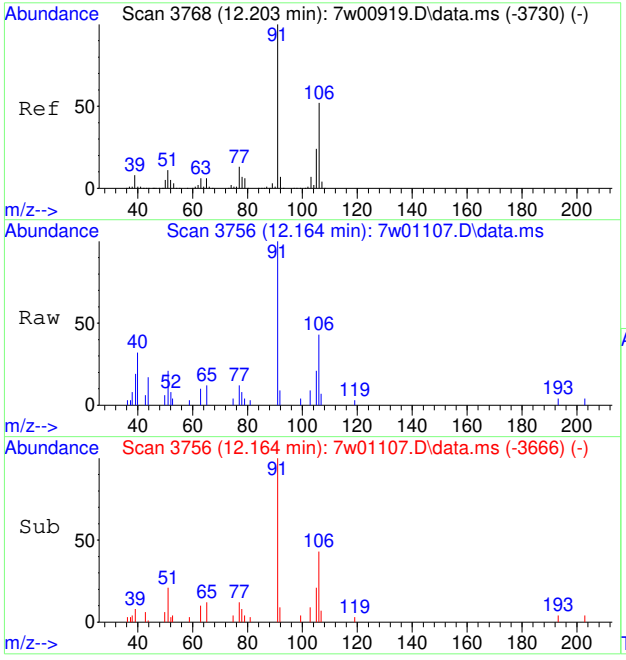

#80
M,P-XYLENE
Concen: 0.14 PPBV
RT: 12.164 min Scan# 3756
Delta R.T. -0.042 min
Lab File: 7w01107.D
Acq: 20 Mar 2023 8:38 pm

Tgt Ion: 91 Resp: 5887

Ion	Ratio	Lower	Upper
91	100		
106	44.5	31.5	71.5
105	0.0	3.6	43.6#

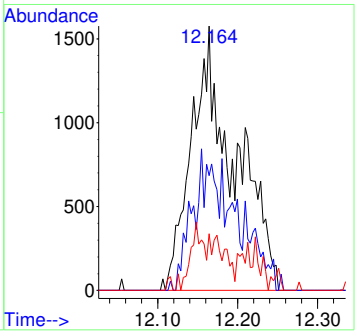

Quantitation Report (QT Reviewed)

Data Path : C:\msdchem\1\data\7w\
Data File : 7w01108.D
Acq On : 20 Mar 2023 9:14 pm
Operator : thomash
Sample : jd61280-5
Misc : MS67132,V7W0051,500,,,,1
ALS Vial : 8 Sample Multiplier: 1

Quant Time: Mar 21 13:56:25 2023
Quant Method : C:\msdchem\1\methods\M7W0005.M
Quant Title : TO15 by GCMS w/DB-1, 30m X 0.25mm ID X 0.5 um
QLast Update : Wed Dec 07 14:36:34 2022
Response via : Initial Calibration

Compound	R.T.	QIon	Response	Conc	Units	Dev(Min)
Internal Standards						
1) BROMOCHLOROMETHANE	3.566	128	77831	10.00	PPBV	# 0.00
52) 1,4-DIFLUOROBENZENE	4.955	114	381471	10.00	PPBV	0.00
76) CHLOROBENZENE-D5	10.788	117	329432	10.00	PPBV	0.00
System Monitoring Compounds						
87) 4-BROMOFLUOROBENZENE	14.219	95	201568	9.05	PPBV	0.00
Target Compounds						Qvalue
3) FREON 152A	1.804	65	1744	0.34	PPBV #	88
4) CHLORODIFLUOROMETHANE	1.817	67	852	0.33	PPBV #	39
6) DICHLORODIFLUOROMETHANE	1.849	85	17438	0.43	PPBV #	95
10) CHLOROMETHANE	1.898	52	2955	0.85	PPBV	87
13) N-BUTANE	2.026	43	41003	2.14	PPBV #	93
17) ACETONITRILE	2.251	41	1868	0.17	PPBV #	83
18) ACROLEIN	2.296	56	915	0.15	PPBV	86
21) TRICHLOROFLUOROMETHANE	2.396	101	11182	0.27	PPBV	93
22) ISOPROPYL ALCOHOL	2.431	45	164014	5.85	PPBV #	93
23) ACETONE	2.348	58	23274	3.23	PPBV #	48
24) PENTANE	2.518	42	10042	0.70	PPBV #	94
28) ETHANOL	2.187	45	25124	4.30	PPBV #	98
31) METHYLENE CHLORIDE	2.644	84	3708	0.25	PPBV #	64
35) TERTIARY BUTYL ALCOHOL	2.653	59	3557	0.10	PPBV #	2
37) TETRAHYDROFURAN	3.917	72	843	0.15	PPBV #	50
38) HEXANE	3.618	57	2936	0.16	PPBV	87
41) METHYL ETHYL KETONE	3.280	72	5871	0.98	PPBV #	48
44) ETHYL ACETATE	3.644	61	7914	2.13	PPBV #	6
51) BENZENE	4.611	78	12075	0.33	PPBV	91
66) TOLUENE	7.827	91	18970	0.40	PPBV	99
80) M,P-XYLENE	12.158	91	7322	0.16	PPBV	79

(#) = qualifier out of range (m) = manual integration (+) = signals summed

Quantitation Report (QT Reviewed)

Data Path : C:\msdchem\1\data\7w\
Data File : 7w01108.D
Acq On : 20 Mar 2023 9:14 pm
Operator : thomash
Sample : jd61280-5
Misc : MS67132,V7W0051,500,,,,1
ALS Vial : 8 Sample Multiplier: 1

Quant Time: Mar 21 13:56:25 2023
Quant Method : C:\msdchem\1\methods\M7W0005.M
Quant Title : TO15 by GCMS w/DB-1, 30m X 0.25mm ID X 0.5 um
QLast Update : Wed Dec 07 14:36:34 2022
Response via : Initial Calibration

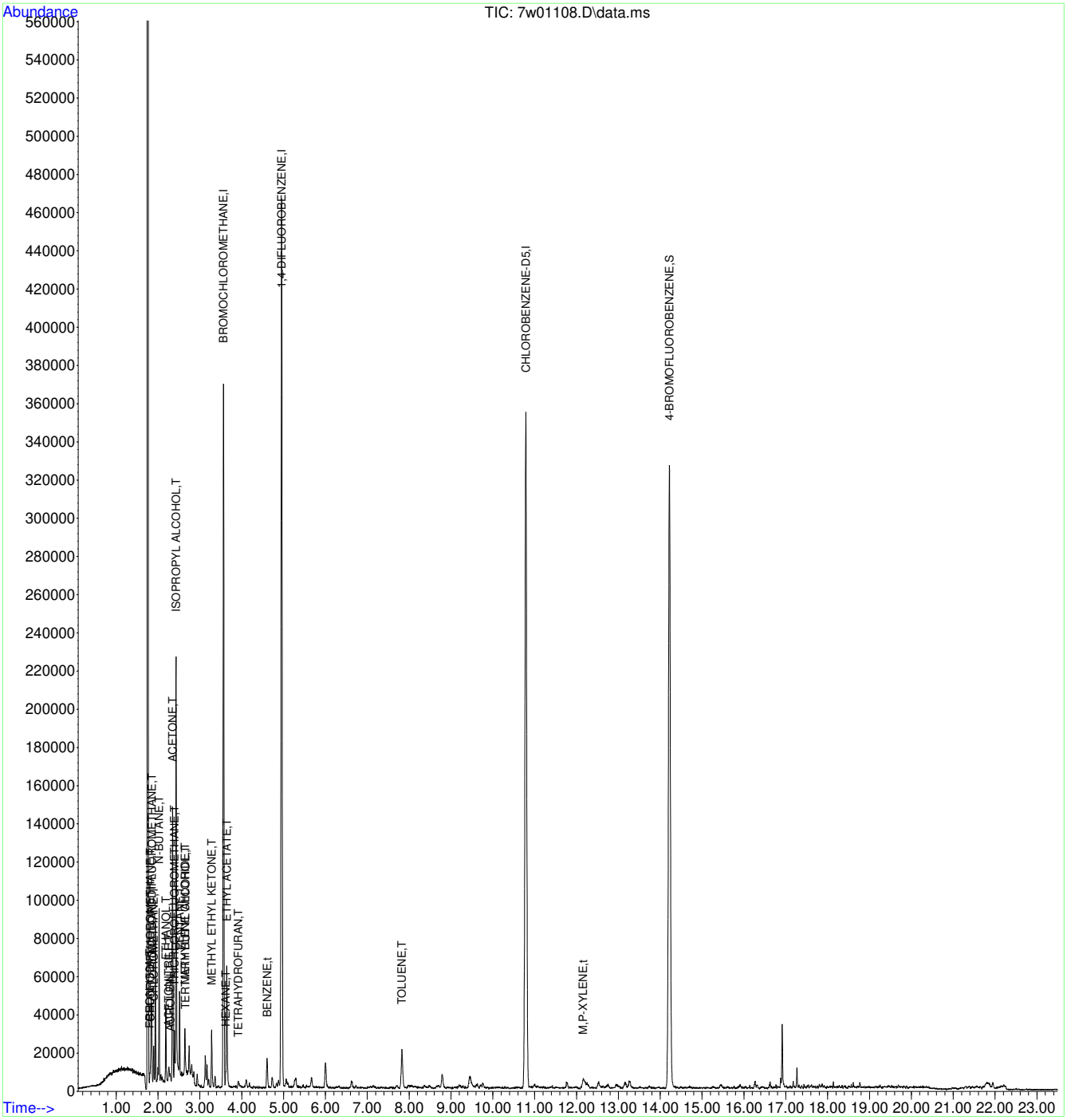

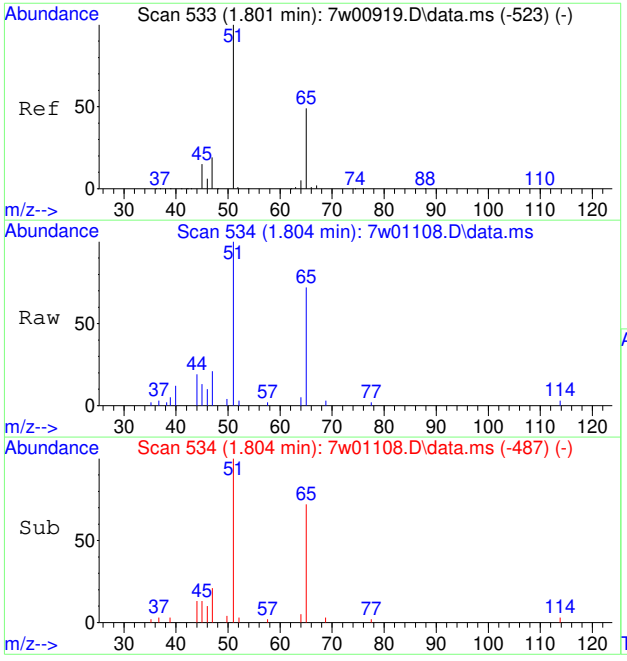

#3
FREON 152A
Concen: 0.34 PPBV
RT: 1.804 min Scan# 534
Delta R.T. 0.000 min
Lab File: 7w01108.D
Acq: 20 Mar 2023 9:14 pm

Tgt Ion: 65 Resp: 1744

Ion	Ratio	Lower	Upper
65	100		
45	28.8	18.3	27.5#

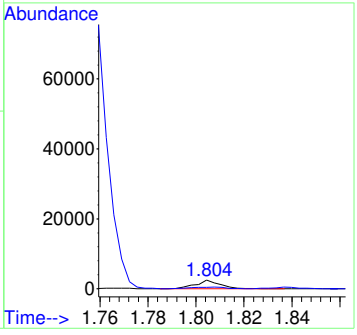

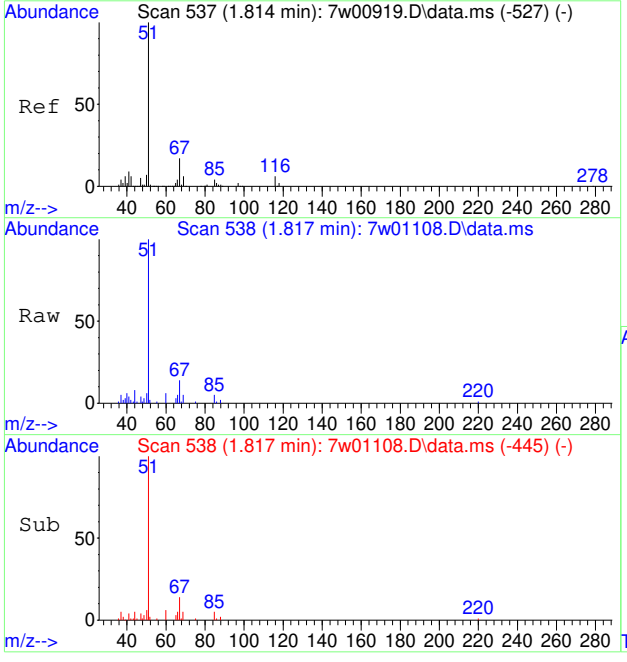

#4
CHLORODIFLUOROMETHANE
Concen: 0.33 PPBV
RT: 1.817 min Scan# 538
Delta R.T. 0.000 min
Lab File: 7w01108.D
Acq: 20 Mar 2023 9:14 pm

Tgt Ion: 67 Resp: 852

Ion	Ratio	Lower	Upper
67	100		
69	0.0	28.8	43.2#

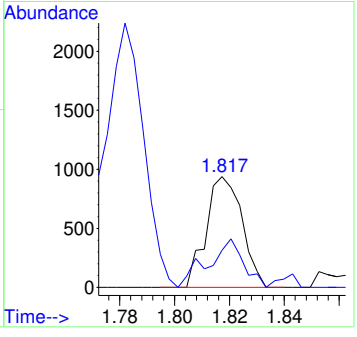

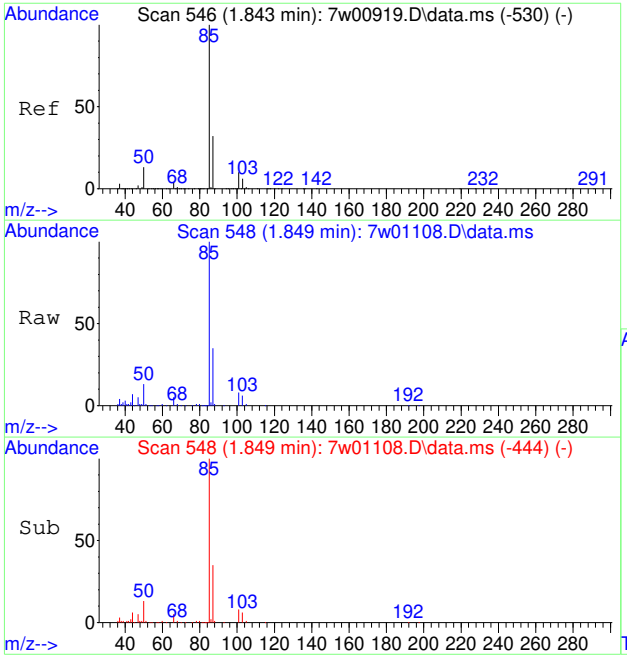

#6
DICHLORODIFLUOROMETHANE
Concen: 0.43 PPBV
RT: 1.849 min Scan# 548
Delta R.T. 0.003 min
Lab File: 7w01108.D
Acq: 20 Mar 2023 9:14 pm

Tgt Ion: 85 Resp: 17438

Ion	Ratio	Lower	Upper
85	100		
87	33.9	25.8	38.6
50	13.1	7.4	11.2#

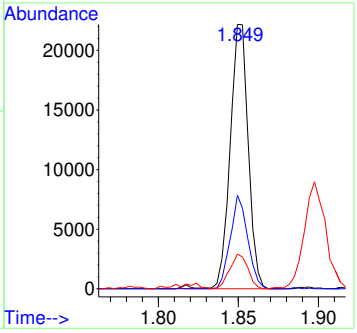

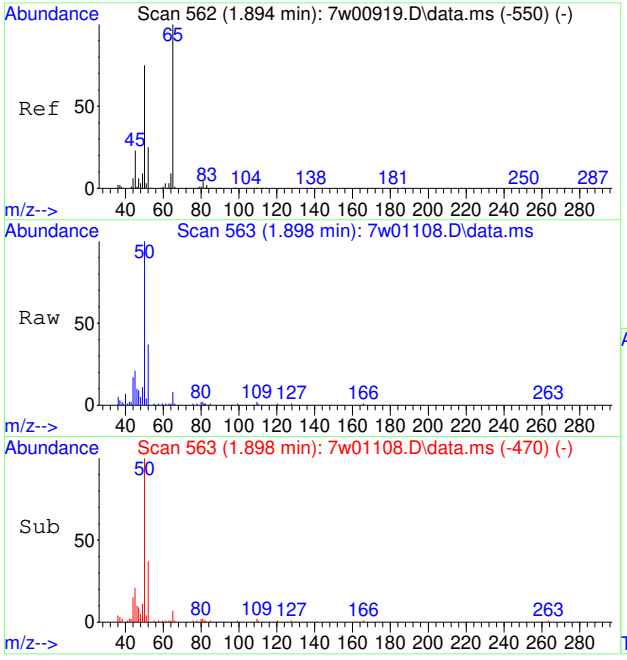

#10
CHLOROMETHANE
Concen: 0.85 PPBV
RT: 1.898 min Scan# 563
Delta R.T. -0.000 min
Lab File: 7w01108.D
Acq: 20 Mar 2023 9:14 pm

Tgt Ion: 52 Resp: 2955

Ion	Ratio	Lower	Upper
52	100		
50	283.6	248.2	372.2

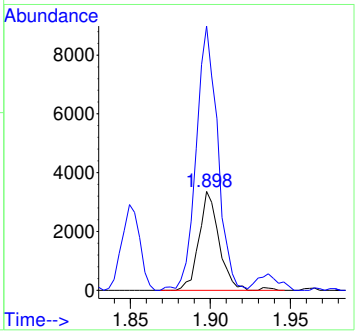

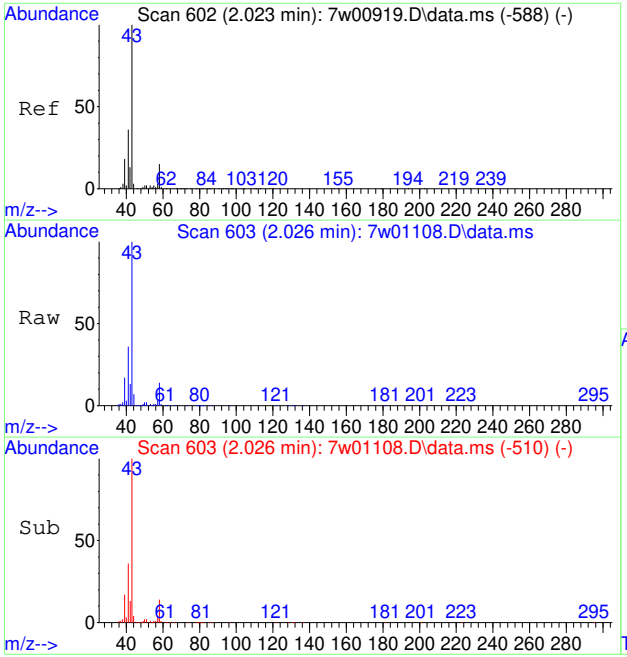

#13
N-BUTANE
Concen: 2.14 PPBV
RT: 2.026 min Scan# 603
Delta R.T. 0.000 min
Lab File: 7w01108.D
Acq: 20 Mar 2023 9:14 pm

Tgt Ion: 43 Resp: 41003

Ion	Ratio	Lower	Upper
43	100		
58	14.0	14.2	21.2#
44	5.8	4.2	6.4

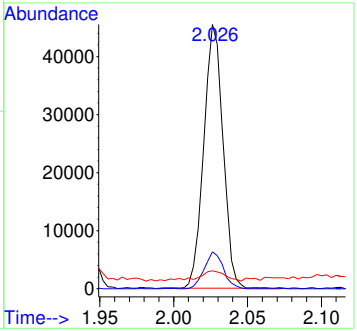

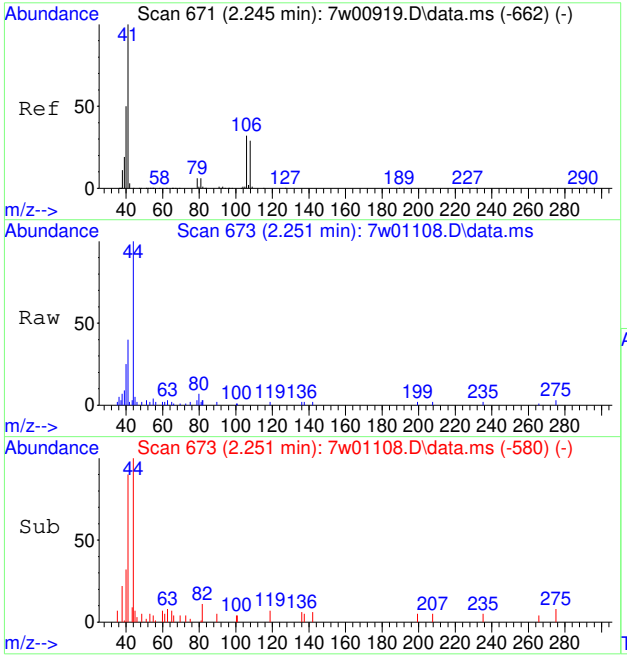

#17
ACETONITRILE
Concen: 0.17 PPBV
RT: 2.251 min Scan# 673
Delta R.T. 0.000 min
Lab File: 7w01108.D
Acq: 20 Mar 2023 9:14 pm

Tgt Ion: 41 Resp: 1868

Ion	Ratio	Lower	Upper
41	100		
40	57.9	41.6	62.4
39	0.0	14.2	21.4#

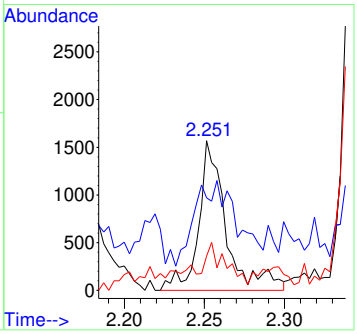

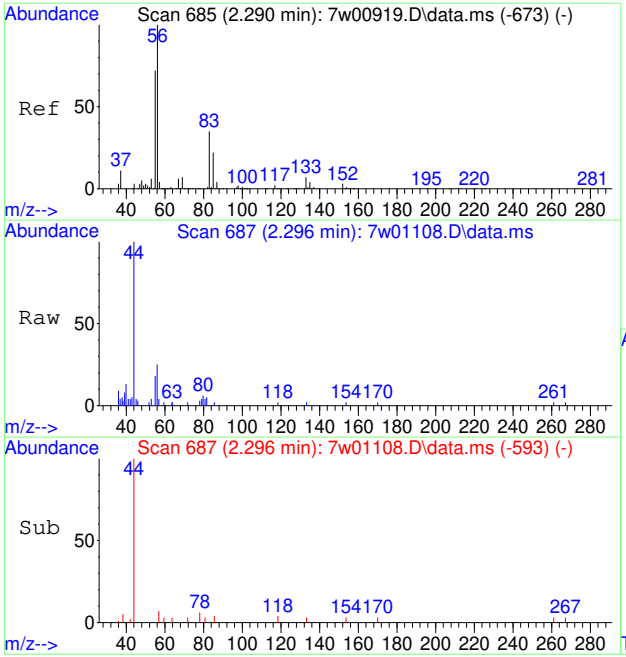

#18
ACROLEIN
Concen: 0.15 PPBV
RT: 2.296 min Scan# 687
Delta R.T. 0.003 min
Lab File: 7w01108.D
Acq: 20 Mar 2023 9:14 pm

Tgt Ion: 56 Resp: 915

Ion	Ratio	Lower	Upper
56	100		
55	81.5	56.0	84.0

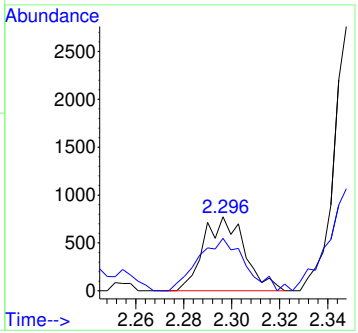

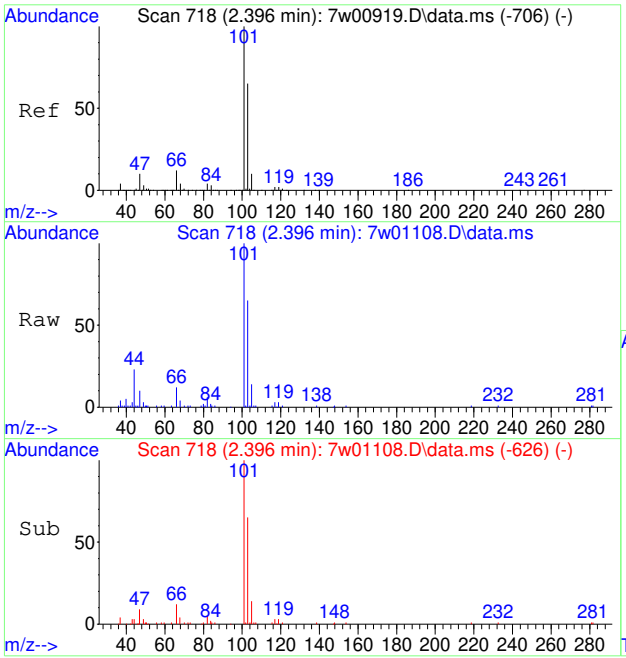

#21
TRICHLOROFLUOROMETHANE
Concen: 0.27 PPBV
RT: 2.396 min Scan# 718
Delta R.T. -0.003 min
Lab File: 7w01108.D
Acq: 20 Mar 2023 9:14 pm

Tgt Ion:101 Resp: 11182

Ion	Ratio	Lower	Upper
101	100		
103	70.9	51.8	77.6
105	11.8	8.4	12.6

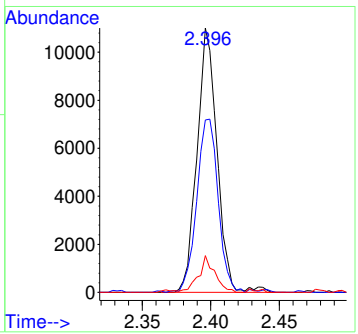

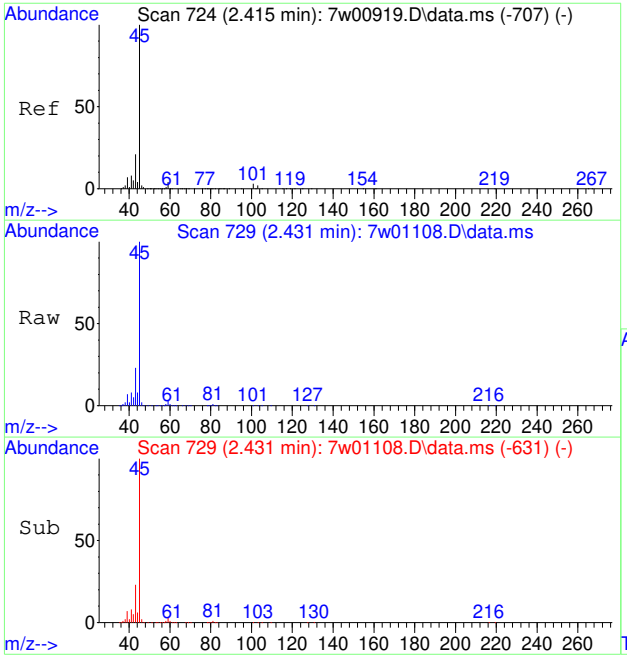

#22
ISOPROPYL ALCOHOL
Concen: 5.85 PPBV
RT: 2.431 min Scan# 729
Delta R.T. 0.016 min
Lab File: 7w01108.D
Acq: 20 Mar 2023 9:14 pm

Tgt Ion: 45 Resp: 164014

Ion	Ratio	Lower	Upper
45	100		
43	22.8	15.5	23.3
59	3.8	4.1	6.1#

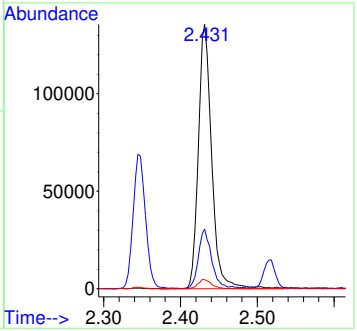

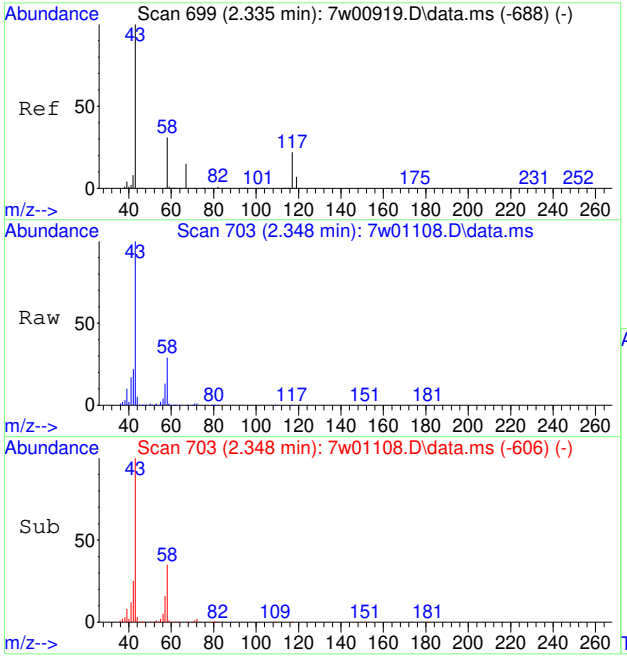

#23
ACETONE
Concen: 3.23 PPBV
RT: 2.348 min Scan# 703
Delta R.T. 0.013 min
Lab File: 7w01108.D
Acq: 20 Mar 2023 9:14 pm

Tgt Ion: 58 Resp: 23274

Ion	Ratio	Lower	Upper
58	100		
43	333.7	195.9	293.9#

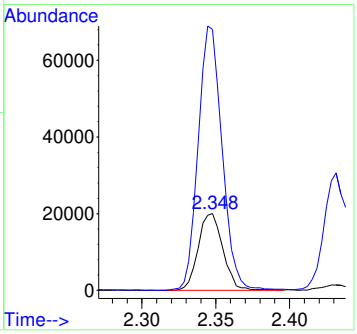

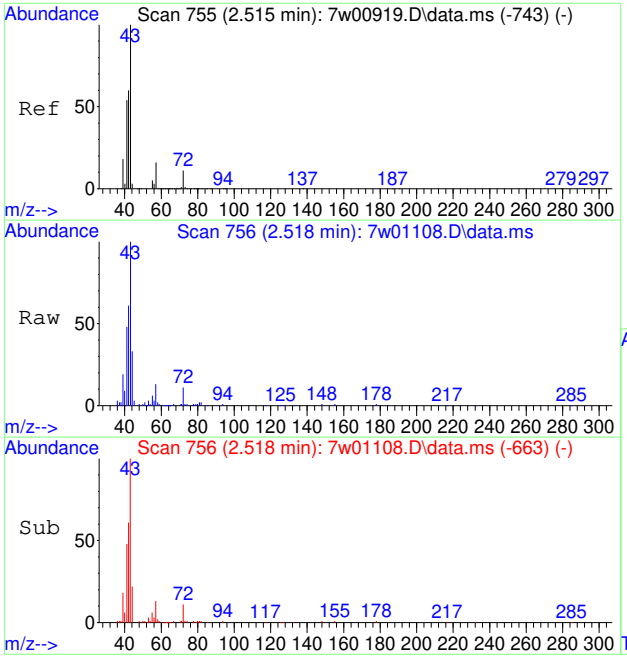

#24
PENTANE
Concen: 0.70 PPBV
RT: 2.518 min Scan# 756
Delta R.T. 0.000 min
Lab File: 7w01108.D
Acq: 20 Mar 2023 9:14 pm

Tgt Ion: 42 Resp: 10042

Ion	Ratio	Lower	Upper
42	100		
41	87.8	69.5	104.3
57	23.6	27.4	41.0#

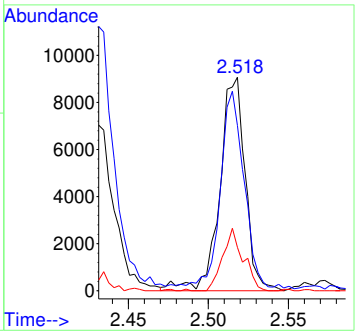

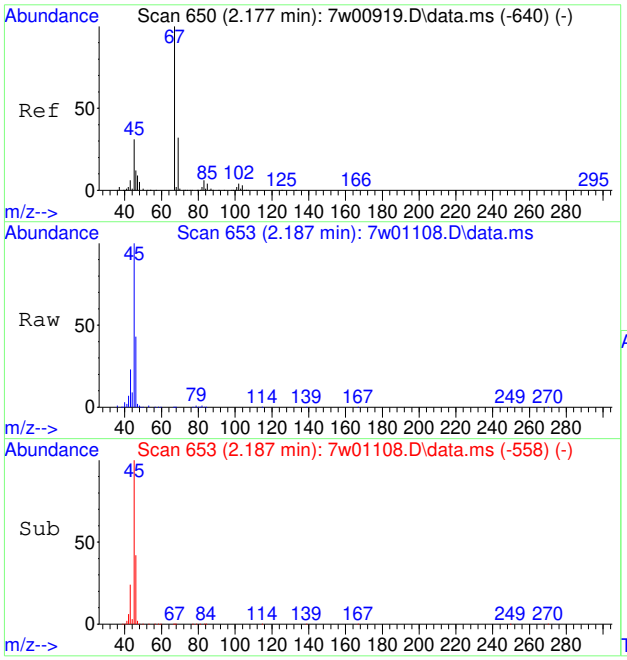

#28
ETHANOL
Concen: 4.30 PPBV
RT: 2.187 min Scan# 653
Delta R.T. 0.006 min
Lab File: 7w01108.D
Acq: 20 Mar 2023 9:14 pm

Tgt Ion: 45 Resp: 25124

Ion	Ratio	Lower	Upper
45	100		
46	42.2	34.1	51.1
42	10.1	6.1	9.1#

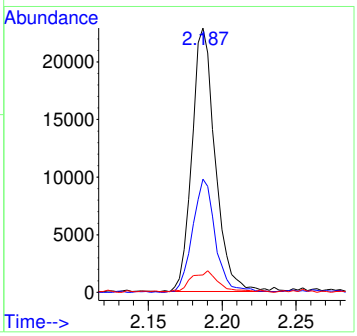

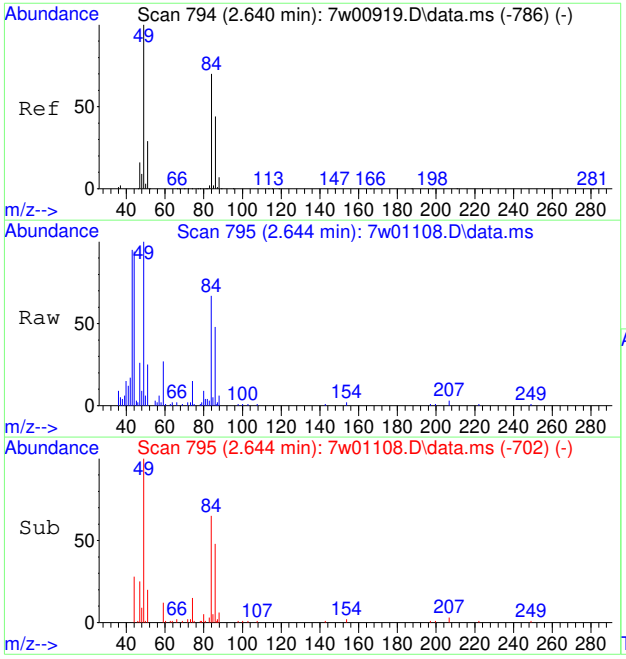

#31
METHYLENE CHLORIDE
Concen: 0.25 PPBV
RT: 2.644 min Scan# 795
Delta R.T. -0.000 min
Lab File: 7w01108.D
Acq: 20 Mar 2023 9:14 pm

Tgt Ion: 84 Resp: 3708

Ion	Ratio	Lower	Upper
84	100		
86	66.5	50.9	76.3
49	154.5	78.6	118.0#

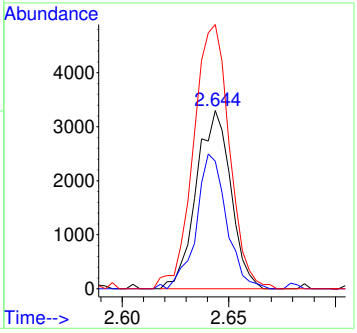

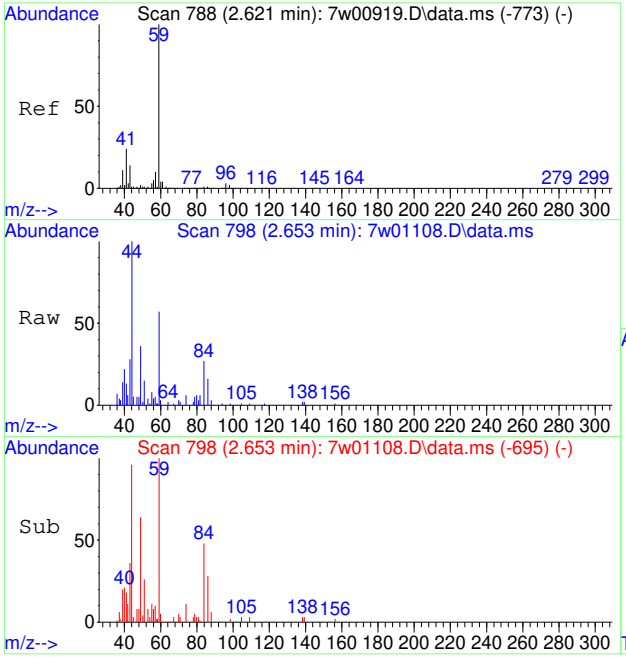

#35
TERTIARY BUTYL ALCOHOL
Concen: 0.10 PPBV
RT: 2.653 min Scan# 798
Delta R.T. 0.032 min
Lab File: 7w01108.D
Acq: 20 Mar 2023 9:14 pm

Tgt Ion: 59 Resp: 3557

Ion	Ratio	Lower	Upper
59	100		
41	43.8	29.9	44.9
43	159.9	8.9	13.3#

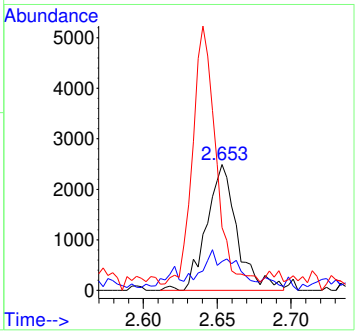

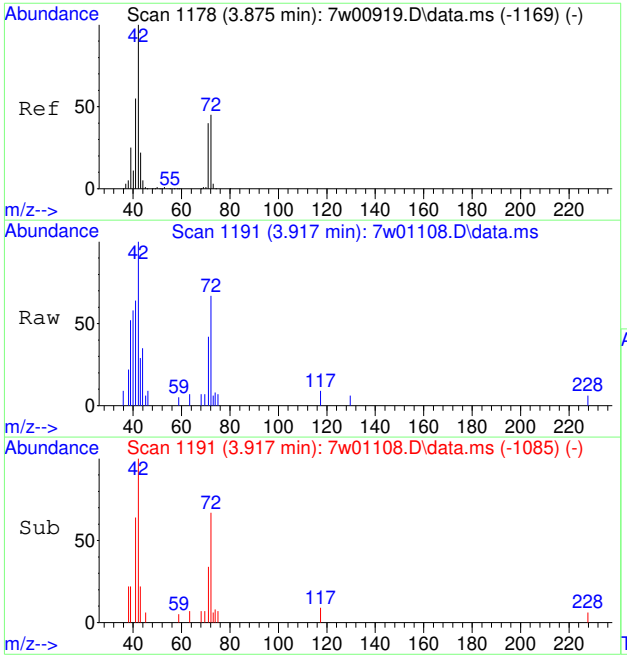

#37
TETRAHYDROFURAN
Concen: 0.15 PPBV
RT: 3.917 min Scan# 1191
Delta R.T. 0.042 min
Lab File: 7w01108.D
Acq: 20 Mar 2023 9:14 pm

Tgt Ion: 72 Resp: 843

Ion	Ratio	Lower	Upper
72	100		
42	286.4	149.0	223.6#
71	82.9	74.5	111.7

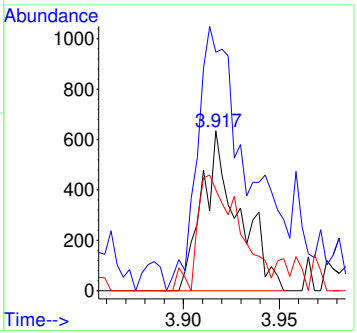

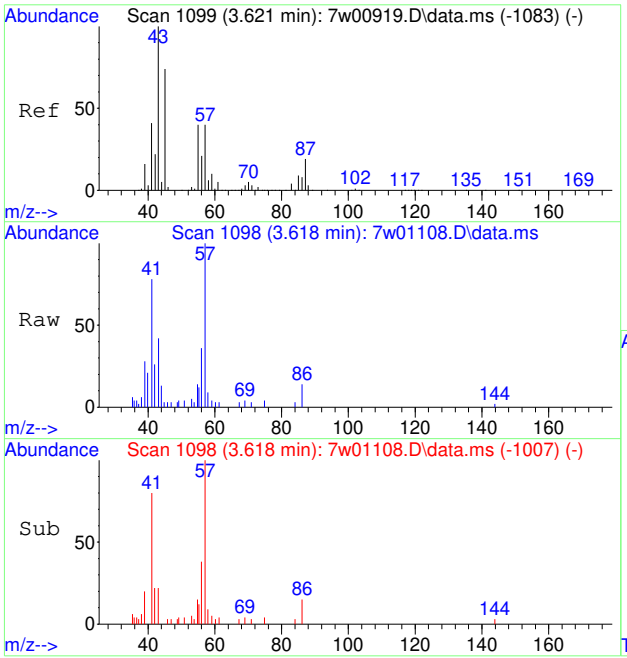

#38
HEXANE
Concen: 0.16 PPBV
RT: 3.618 min Scan# 1098
Delta R.T. -0.006 min
Lab File: 7w01108.D
Acq: 20 Mar 2023 9:14 pm

Tgt Ion: 57 Resp: 2936

Ion	Ratio	Lower	Upper
57	100		
56	48.0	42.0	63.0
41	98.9	66.2	99.2

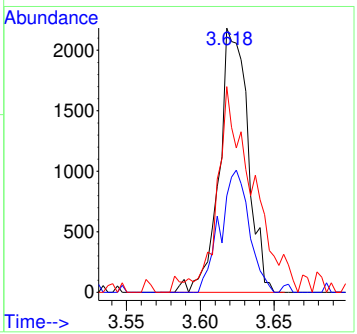

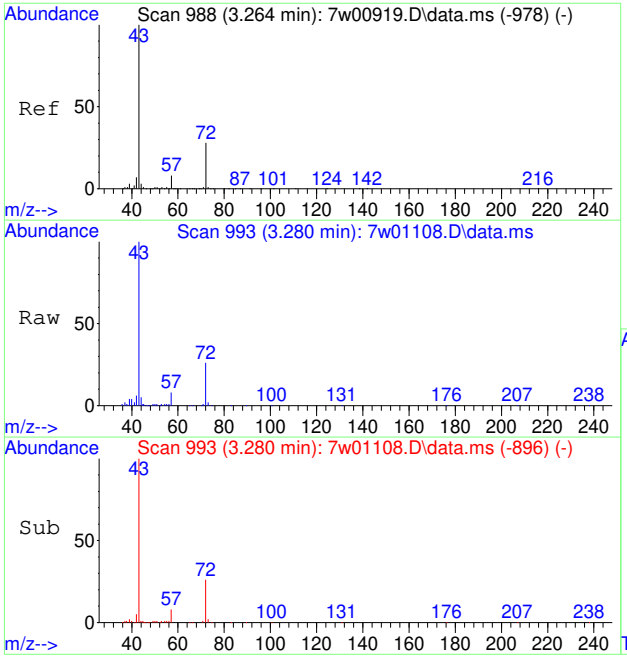

#41
METHYL ETHYL KETONE
Concen: 0.98 PPBV
RT: 3.280 min Scan# 993
Delta R.T. 0.013 min
Lab File: 7w01108.D
Acq: 20 Mar 2023 9:14 pm

Tgt Ion: 72 Resp: 5871

Ion	Ratio	Lower	Upper
72	100		
57	33.8	22.2	33.4#
43	429.0	252.6	378.8#

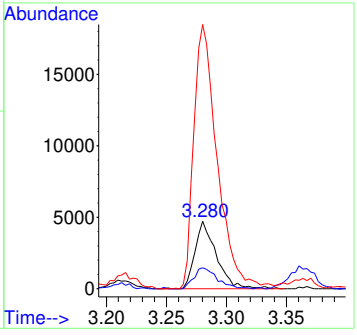

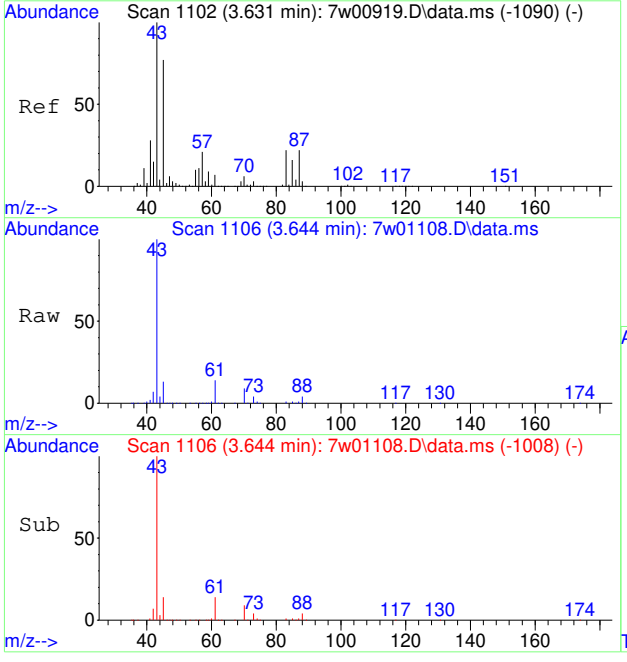

#44
ETHYL ACETATE
Concen: 2.13 PPBV
RT: 3.644 min Scan# 1106
Delta R.T. 0.017 min
Lab File: 7w01108.D
Acq: 20 Mar 2023 9:14 pm

Tgt Ion: 61 Resp: 7914

Ion	Ratio	Lower	Upper
61	100		
43	733.9	986.2	1479.2#
88	28.1	38.8	58.2#

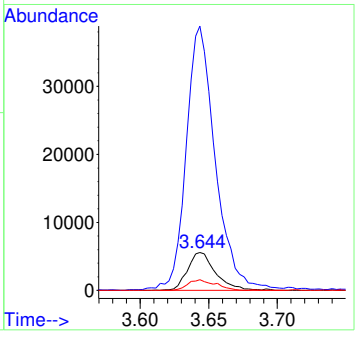

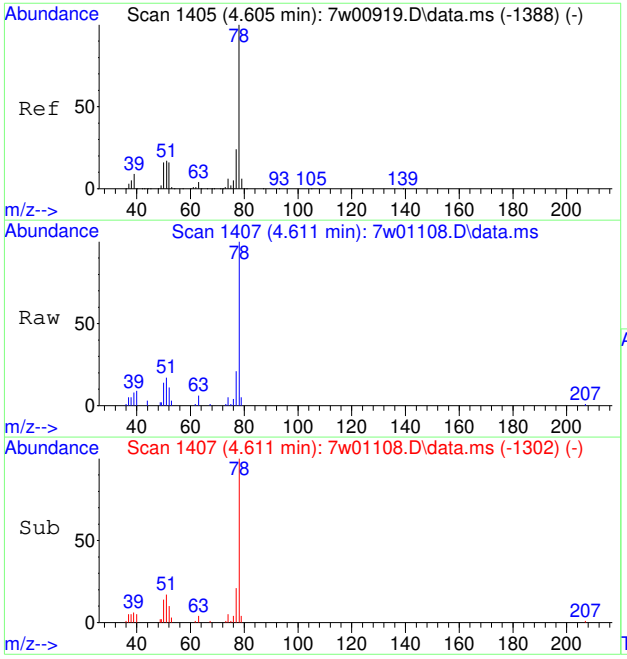

#51
BENZENE
Concen: 0.33 PPBV
RT: 4.611 min Scan# 1407
Delta R.T. 0.006 min
Lab File: 7w01108.D
Acq: 20 Mar 2023 9:14 pm

Tgt Ion: 78 Resp: 12075

Ion	Ratio	Lower	Upper
78	100		
52	16.1	0.0	34.0
51	18.8	0.0	33.5

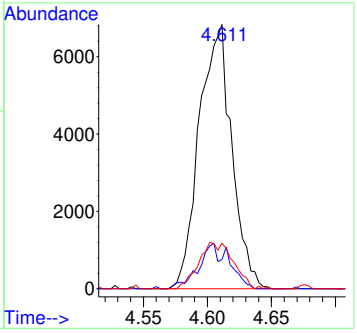

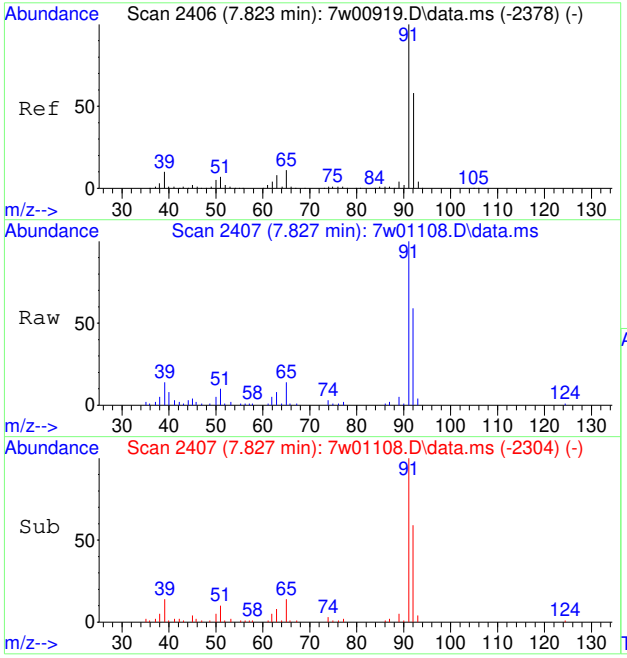

#66
TOLUENE
Concen: 0.40 PPBV
RT: 7.827 min Scan# 2407
Delta R.T. -0.000 min
Lab File: 7w01108.D
Acq: 20 Mar 2023 9:14 pm

Tgt Ion: 91 Resp: 18970

Ion	Ratio	Lower	Upper
91	100		
92	58.0	38.9	78.9

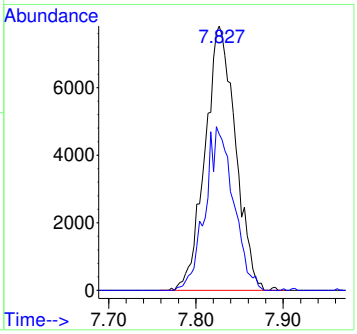

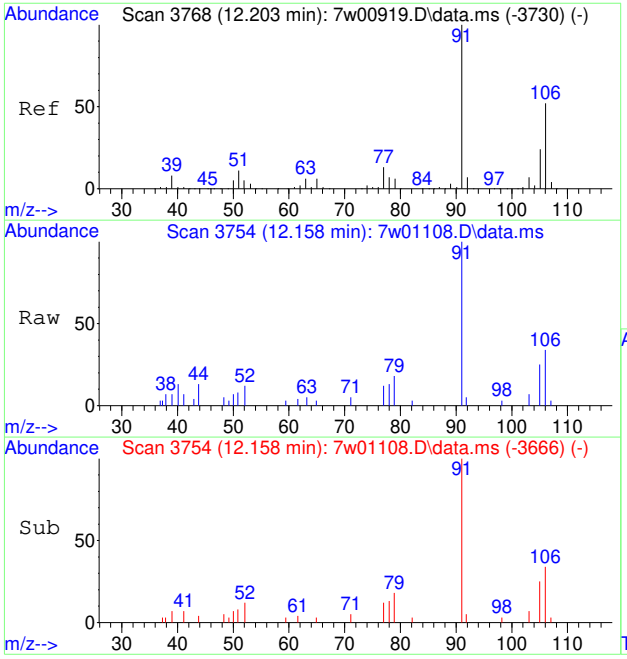

#80
M,P-XYLENE
Concen: 0.16 PPBV
RT: 12.158 min Scan# 3754
Delta R.T. -0.048 min
Lab File: 7w01108.D
Acq: 20 Mar 2023 9:14 pm

Tgt Ion: 91 Resp: 7322

Ion	Ratio	Lower	Upper
91	100		
106	38.3	31.5	71.5
105	11.4	3.6	43.6

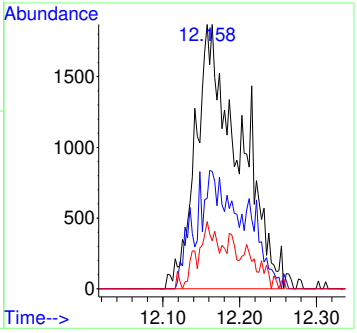

Quantitation Report (QT Reviewed)

Data Path : C:\msdchem\1\data\7w\
Data File : 7w01016.D
Acq On : 16 Mar 2023 11:50 am
Operator : thomash
Sample : mb
Misc : MS67390,V7W0047,,,,,1
ALS Vial : 3 Sample Multiplier: 1

Quant Time: Mar 16 15:15:15 2023
Quant Method : C:\msdchem\1\methods\M7W0005.M
Quant Title : TO15 by GCMS w/DB-1, 30m X 0.25mm ID X 0.5 um
QLast Update : Wed Dec 07 14:36:34 2022
Response via : Initial Calibration

Compound	R.T.	QIon	Response	Conc	Units	Dev(Min)
Internal Standards						
1) BROMOCHLOROMETHANE	3.563	128	80728	10.00	PPBV	0.00
52) 1,4-DIFLUOROBENZENE	4.955	114	384711	10.00	PPBV	0.00
76) CHLOROBENZENE-D5	10.791	117	331863	10.00	PPBV	0.00
System Monitoring Compounds						
87) 4-BROMOFLUOROBENZENE	14.215	95	198563	8.85	PPBV	0.00

Target Compounds Qvalue

(#) = qualifier out of range (m) = manual integration (+) = signals summed

Quantitation Report (QT Reviewed)

Data Path : C:\msdchem\1\data\7w\
Data File : 7w01016.D
Acq On : 16 Mar 2023 11:50 am
Operator : thomash
Sample : mb
Misc : MS67390,V7W0047,,,,,1
ALS Vial : 3 Sample Multiplier: 1

Quant Time: Mar 16 15:15:15 2023
Quant Method : C:\msdchem\1\methods\M7W0005.M
Quant Title : TO15 by GCMS w/DB-1, 30m X 0.25mm ID X 0.5 um
QLast Update : Wed Dec 07 14:36:34 2022
Response via : Initial Calibration

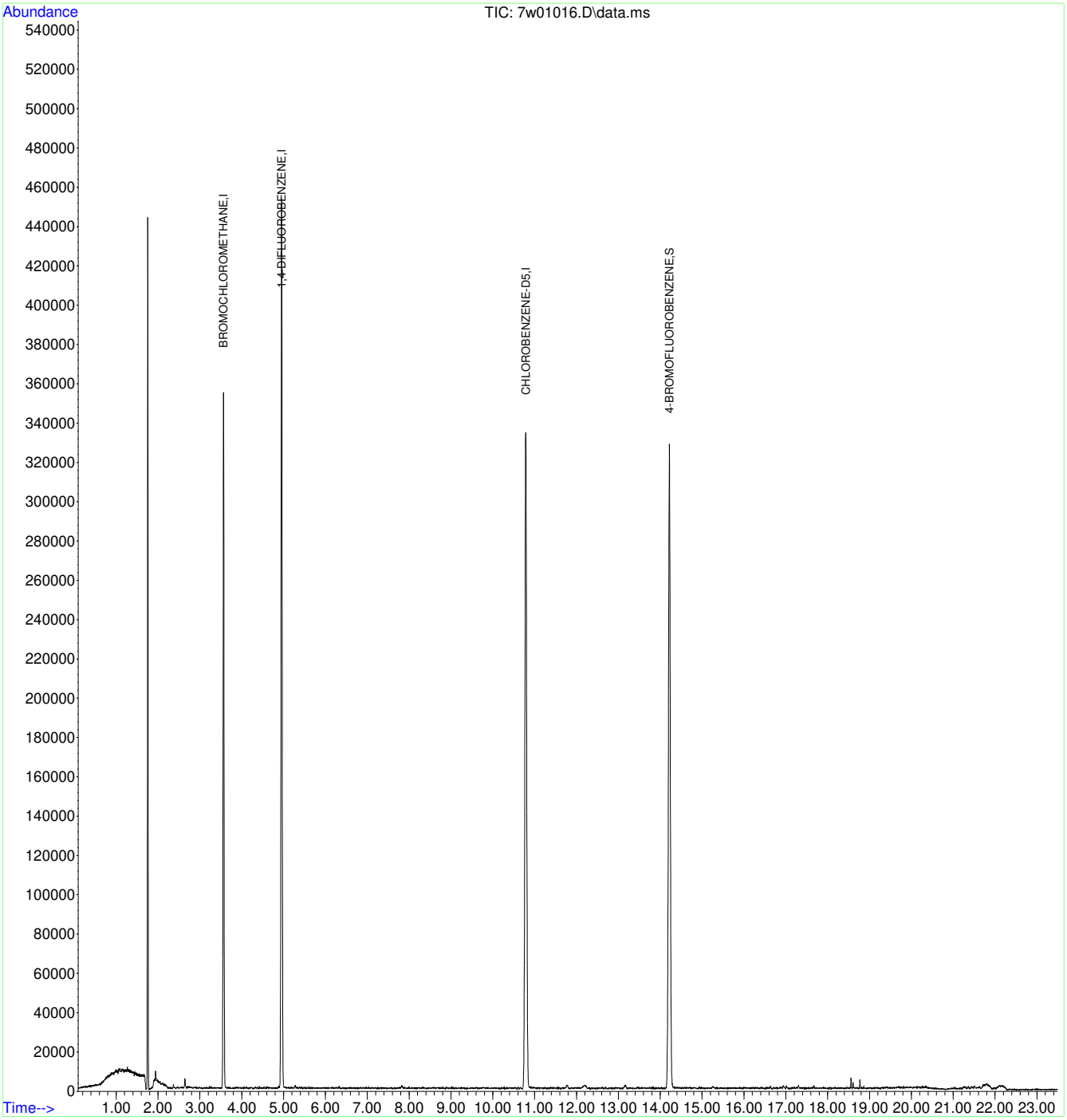

Quantitation Report (QT Reviewed)

Data Path : C:\msdchem\1\data\7w\
Data File : 7w01102.D
Acq On : 20 Mar 2023 6:01 pm
Operator : thomash
Sample : mb
Misc : MS67390,V7W0051,,,,,1
ALS Vial : 3 Sample Multiplier: 1

Quant Time: Mar 21 11:52:13 2023
Quant Method : C:\msdchem\1\methods\M7W0005.M
Quant Title : TO15 by GCMS w/DB-1, 30m X 0.25mm ID X 0.5 um
QLast Update : Wed Dec 07 14:36:34 2022
Response via : Initial Calibration

Compound	R.T.	QIon	Response	Conc	Units	Dev(Min)
Internal Standards						
1) BROMOCHLOROMETHANE	3.563	128	88475	10.00	PPBV	0.00
52) 1,4-DIFLUOROBENZENE	4.952	114	443532	10.00	PPBV	0.00
76) CHLOROBENZENE-D5	10.788	117	379119	10.00	PPBV	0.00
System Monitoring Compounds						
87) 4-BROMOFLUOROBENZENE	14.219	95	228603	8.92	PPBV	0.00

Target Compounds Qvalue

(#) = qualifier out of range (m) = manual integration (+) = signals summed

Quantitation Report (QT Reviewed)

Data Path : C:\msdchem\1\data\7w\
Data File : 7w01102.D
Acq On : 20 Mar 2023 6:01 pm
Operator : thomash
Sample : mb
Misc : MS67390,V7W0051,,,,,1
ALS Vial : 3 Sample Multiplier: 1

Quant Time: Mar 21 11:52:13 2023
Quant Method : C:\msdchem\1\methods\M7W0005.M
Quant Title : TO15 by GCMS w/DB-1, 30m X 0.25mm ID X 0.5 um
QLast Update : Wed Dec 07 14:36:34 2022
Response via : Initial Calibration

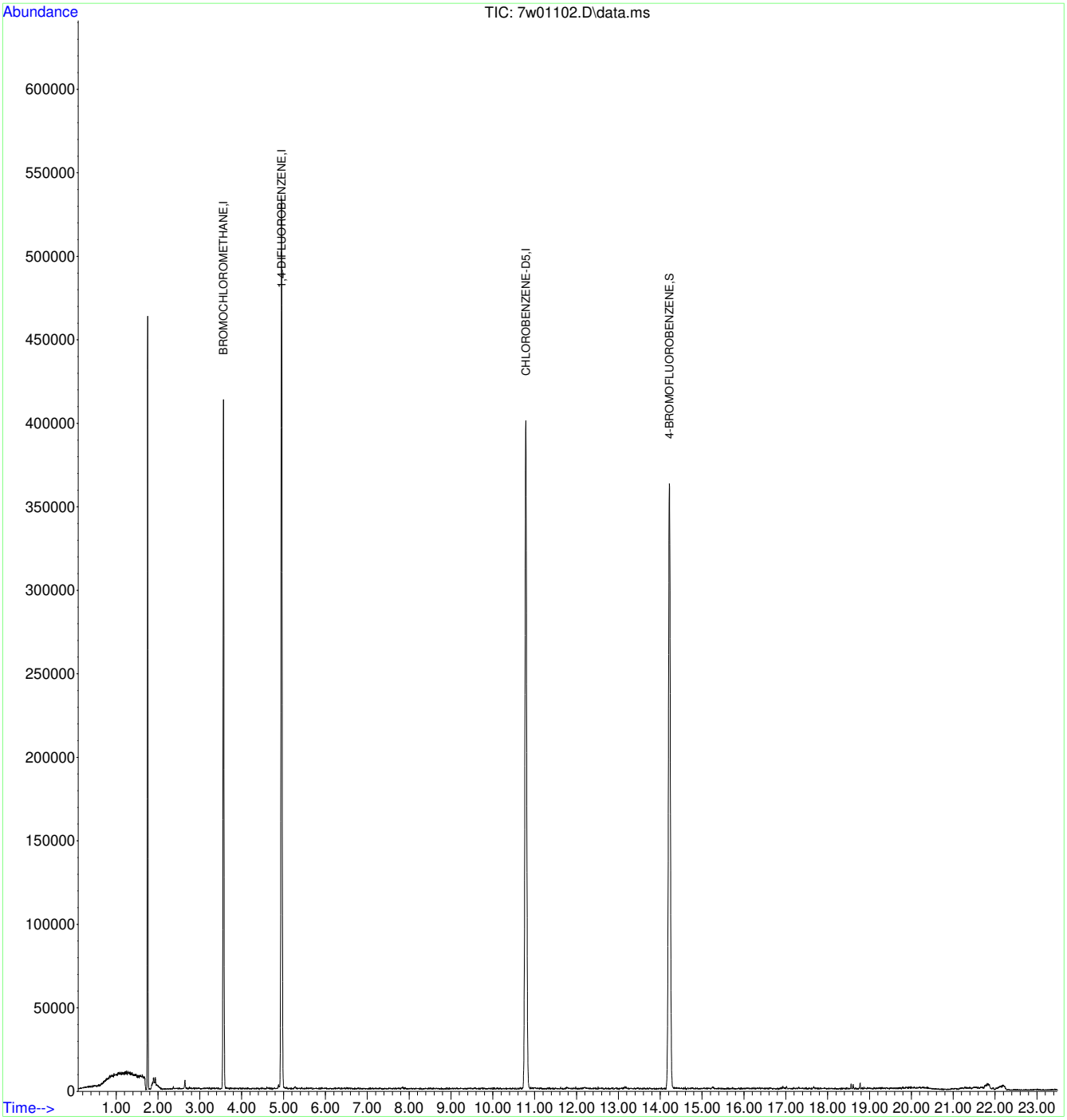

M7W0005.M Tue Mar 21 11:52:17 2023 Page: 2

Quantitation Report (QT Reviewed)

Data Path : C:\msdchem\1\DATA\
Data File : 3w78866.D
Acq On : 18 Jan 2023 11:56 am
Operator : thomash
Sample : mb
Misc : MS65783,V3W3107,,,,,1
ALS Vial : 3 Sample Multiplier: 1

Quant Time: Jan 18 14:57:47 2023
Quant Method : C:\msdchem\1\METHODS\M3W3100.M
Quant Title : TO15 by GCMS w/Rtx-1, 60 m X 0.32mm ID X 1.0 um
QLast Update : Tue Jan 10 06:23:29 2023
Response via : Initial Calibration

Compound	R.T.	QIon	Response	Conc	Units	Dev(Min)
Internal Standards						
1) BROMOCHLOROMETHANE	7.952	128	103599	10.00	PPBV	# 0.00
51) 1,4-DIFLUOROBENZENE	9.661	114	550383	10.00	PPBV	0.00
70) CHLOROBENZENE-D5	13.920	82	286530	10.00	PPBV	0.00
109) BROMOCHLOROMETHANE (A)	7.952	128	103599	10.00	PPBV	# 0.00
System Monitoring Compounds						
85) 4-BROMOFLUOROBENZENE	15.569	95	311646	9.57	PPBV	0.00
Spiked Amount 10.000	Range 65 - 128		Recovery = 95.70%			
Target Compounds						Qvalue

(#) = qualifier out of range (m) = manual integration (+) = signals summed

7.2.3

7

Quantitation Report (QT Reviewed)

Data Path : C:\msdchem\1\DATA\
Data File : 3w78866.D
Acq On : 18 Jan 2023 11:56 am
Operator : thomash
Sample : mb
Misc : MS65783,V3W3107,,,,,1
ALS Vial : 3 Sample Multiplier: 1

Quant Time: Jan 18 14:57:47 2023
Quant Method : C:\msdchem\1\METHODS\M3W3100.M
Quant Title : TO15 by GCMS w/Rtx-1, 60 m X 0.32mm ID X 1.0 um
QLast Update : Tue Jan 10 06:23:29 2023
Response via : Initial Calibration

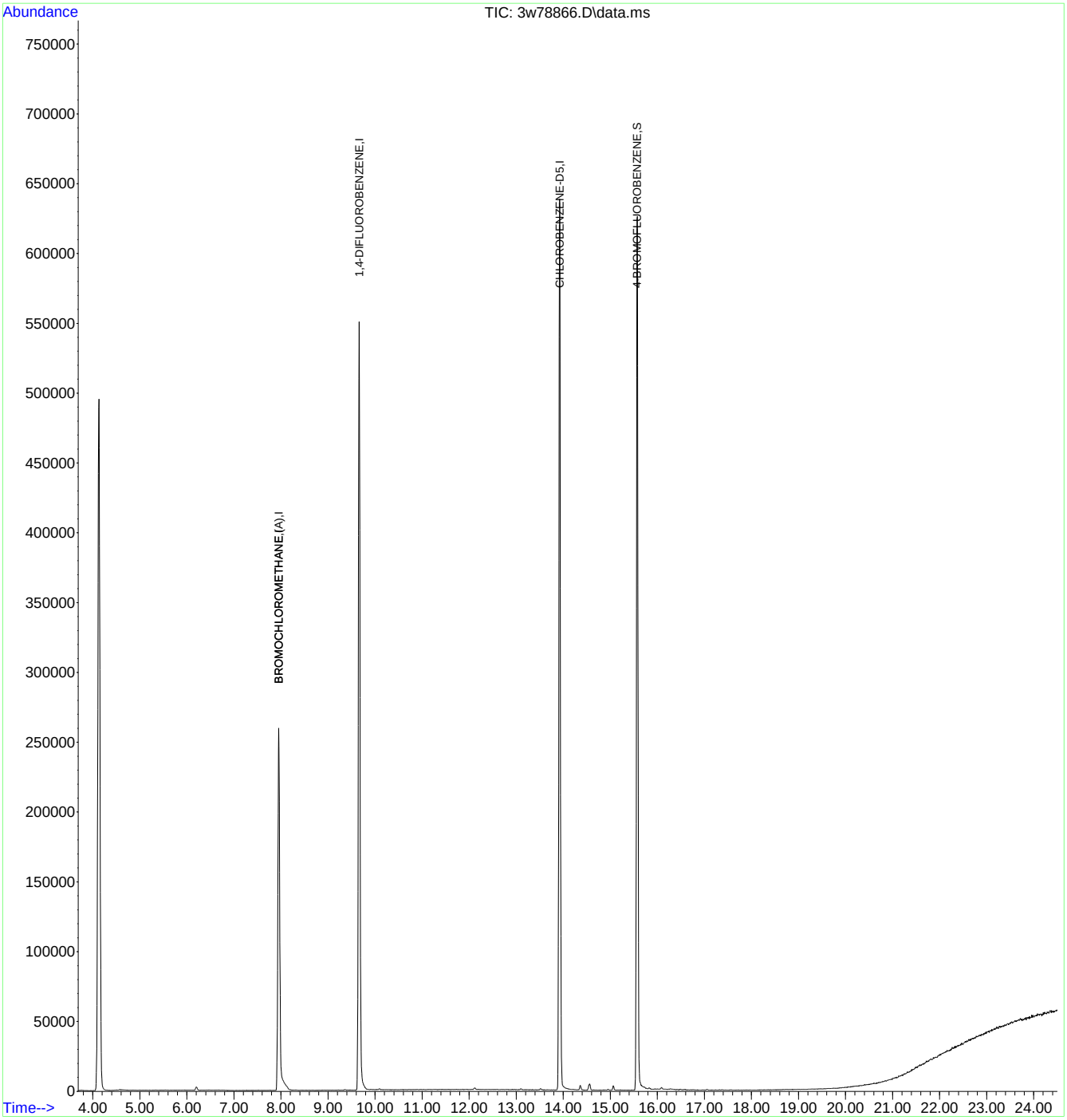

M3W3100.M Thu Jan 19 07:04:48 2023 Page: 2

Quantitation Report (QT Reviewed)

Data Path : C:\msdchem\1\DATA\
Data File : 2w62999.D
Acq On : 24 Jan 2023 3:54 pm
Operator : thomash
Sample : mb
Misc : MS65783,V2w2802,,,,,1
ALS Vial : 3 Sample Multiplier: 1

Quant Time: Jan 25 14:01:34 2023
Quant Method : C:\msdchem\1\METHODS\M2W2776.M
Quant Title : TO15 by GCMS w/DB-1, 30m X 0.25mm ID X 0.5 um
QLast Update : Mon Dec 19 08:01:03 2022
Response via : Initial Calibration

Compound	R.T.	QIon	Response	Conc	Units	Dev(Min)
Internal Standards						
1) BROMOCHLOROMETHANE	3.441	128	47676	10.00	PPBV	0.00
52) 1,4-DIFLUOROBENZENE	4.766	114	242468	10.00	PPBV	0.00
76) CHLOROBENZENE-D5	10.444	117	220509	10.00	PPBV	0.00
System Monitoring Compounds						
87) 4-BROMOFLUOROBENZENE	13.827	95	159885	9.39	PPBV	0.00

Target Compounds Qvalue

(#) = qualifier out of range (m) = manual integration (+) = signals summed

7.2.4

7

Quantitation Report (QT Reviewed)

Data Path : C:\msdchem\1\DATA\
Data File : 2w62999.D
Acq On : 24 Jan 2023 3:54 pm
Operator : thomash
Sample : mb
Misc : MS65783,V2w2802,,,,,1
ALS Vial : 3 Sample Multiplier: 1

Quant Time: Jan 25 14:01:34 2023
Quant Method : C:\msdchem\1\METHODS\M2W2776.M
Quant Title : TO15 by GCMS w/DB-1, 30m X 0.25mm ID X 0.5 um
QLast Update : Mon Dec 19 08:01:03 2022
Response via : Initial Calibration

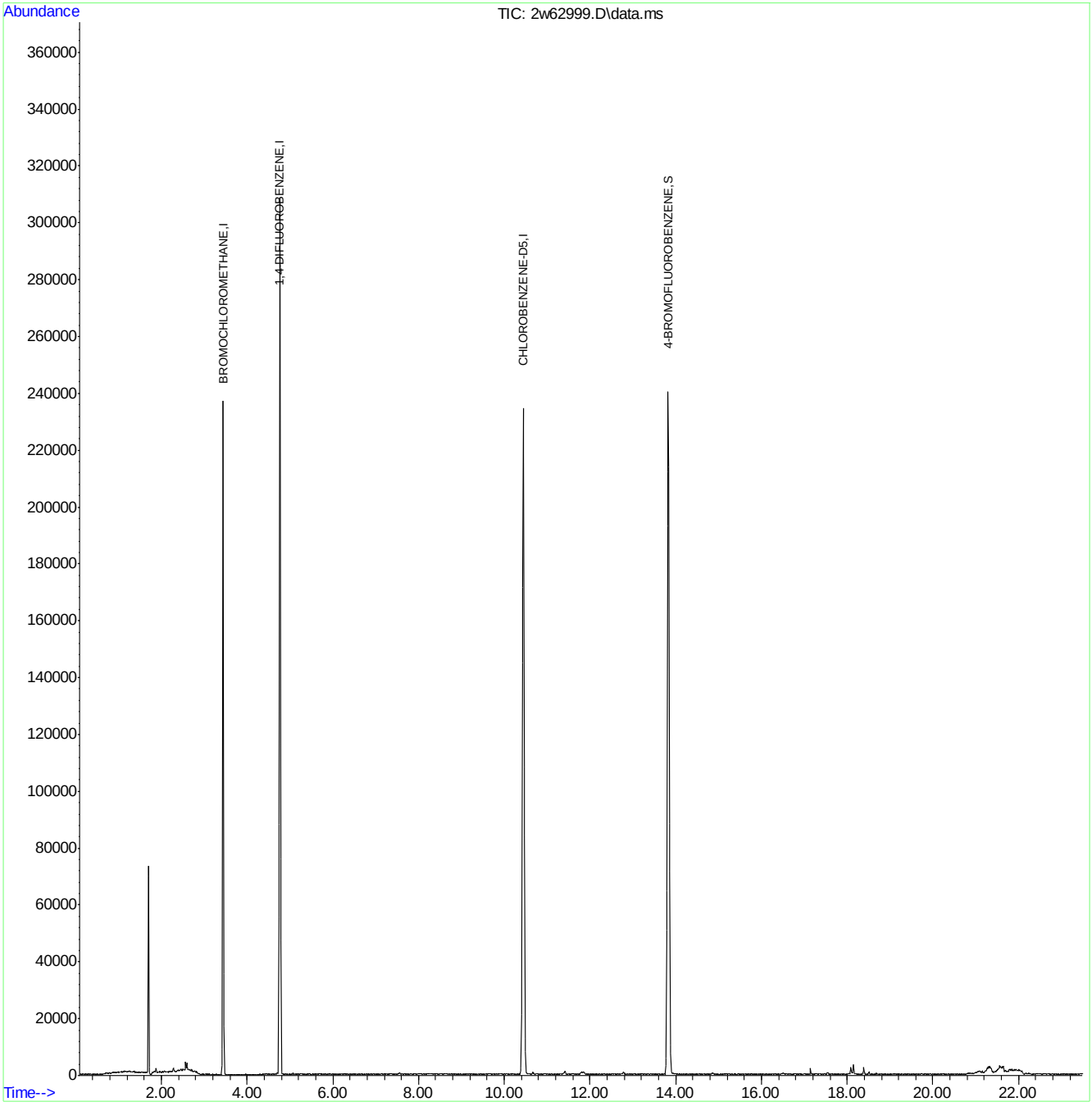

M2W2776.M Wed Jan 25 14:05:11 2023 GCMS2W Page: 2

Manual Integrations APPROVED (compounds with "m" flag)
Kanya Veerawat 03/17/23 10:00

Quantitation Report (QT Reviewed)

Data Path : C:\msdchem\1\data\7w\
Data File : 7w01013.D
Acq On : 16 Mar 2023 10:02 am
Operator : thomash
Sample : bs
Misc : MS67390,V7W0047,,,,,1
ALS Vial : 2 Sample Multiplier: 1

Quant Time: Mar 16 15:14:16 2023
Quant Method : C:\msdchem\1\methods\M7W0005.M
Quant Title : TO15 by GCMS w/DB-1, 30m X 0.25mm ID X 0.5 um
QLast Update : Wed Dec 07 14:36:34 2022
Response via : Initial Calibration

Compound	R.T.	QIon	Response	Conc	Units		Dev(Min)
Internal Standards							
1) BROMOCHLOROMETHANE	3.563	128	81277	10.00	PPBV		0.00
52) 1,4-DIFLUOROBENZENE	4.955	114	388833	10.00	PPBV		0.00
76) CHLOROBENZENE-D5	10.788	117	346553	10.00	PPBV		0.00
System Monitoring Compounds							
87) 4-BROMOFLUOROBENZENE	14.222	95	222276	9.49	PPBV		0.00
Target Compounds							Qvalue
3) FREON 152A	1.804	65	60567m	11.32	PPBV		
4) CHLORODIFLUOROMETHANE	1.817	67	28552	10.47	PPBV		99
5) CHLOROTRIFLUOROETHENE	1.830	116	162332	11.07	PPBV	#	100
6) DICHLORODIFLUOROMETHANE	1.849	85	416063	9.84	PPBV	#	95
7) PROPYLENE	1.830	41	73053	10.84	PPBV		99
8) 1-CHLORO-1,1-DIFLUOROE...	1.891	65	339641	9.96	PPBV	#	91
9) FREON 114	1.930	85	434142	10.83	PPBV		99
10) CHLOROMETHANE	1.897	52	41612	11.49	PPBV		95
11) VINYL CHLORIDE	1.968	62	150617	11.20	PPBV		100
12) 1,3-BUTADIENE	2.010	54	119151	11.05	PPBV	#	79
13) N-BUTANE	2.026	43	230150	11.49	PPBV	#	94
14) BROMOMETHANE	2.094	94	146490	10.96	PPBV		100
15) CHLOROETHANE	2.148	64	78983	11.18	PPBV		99
16) DICHLOROFLUOROMETHANE	2.174	67	340318	10.82	PPBV	#	97
17) ACETONITRILE	2.251	41	136714	11.58	PPBV		98
18) ACROLEIN	2.293	56	69533	11.13	PPBV		97
19) FREON 123	2.309	83	360427	11.38	PPBV		98
20) FREON 123A	2.328	117	218393	10.94	PPBV		97
21) TRICHLOROFLUOROMETHANE	2.399	101	473676	11.08	PPBV		100
22) ISOPROPYL ALCOHOL	2.418	45	344378	11.76	PPBV	#	94
23) ACETONE	2.338	58	80437	10.70	PPBV	#	55
24) PENTANE	2.515	42	191011	12.82	PPBV	#	93
25) IODOMETHANE	2.576	142	448776	10.55	PPBV	#	79
26) 1,1-DICHLOROETHYLENE	2.605	96	167563	10.18	PPBV	#	74
27) CARBON DISULFIDE	2.746	76	502143	10.20	PPBV	#	90
28) ETHANOL	2.180	45	71124	11.67	PPBV		98
29) BROMOETHENE	2.261	106	151497	10.91	PPBV	#	98
30) ACRYLONITRILE	2.486	52	125040	11.57	PPBV		97
31) METHYLENE CHLORIDE	2.643	84	159646	10.21	PPBV	#	71
32) 3-CHLOROPROPENE	2.685	76	80849	10.63	PPBV	#	31
33) FREON 113	2.746	151	292824	10.35	PPBV		86
34) TRANS-1,2-DICHLOROETHENE	2.997	96	132484	10.52	PPBV		99
35) TERTIARY BUTYL ALCOHOL	2.627	59	390902	10.29	PPBV	#	82
36) METHYL TERTIARY BUTYL ...	3.119	73	326522	9.24	PPBV	#	97
37) TETRAHYDROFURAN	3.881	72	61051	10.55	PPBV		85
38) HEXANE	3.621	57	201973	10.65	PPBV	#	85
39) VINYL ACETATE	3.161	86	34509	9.69	PPBV	#	65
40) 1,1-DICHLOROETHANE	3.081	63	207407	10.35	PPBV		99
41) METHYL ETHYL KETONE	3.267	72	63744	10.22	PPBV		74
42) CIS-1,2-DICHLOROETHENE	3.483	96	137397	10.45	PPBV		99
43) DIISOPROPYL ETHER	3.631	59	60067	10.36	PPBV		82
44) ETHYL ACETATE	3.631	61	41832	10.77	PPBV		60
45) METHYL ACRYLATE	3.618	55	243898	10.37	PPBV	#	97
46) CHLOROFORM	3.647	83	280638	10.52	PPBV	#	97
47) 2,4-DIMETHYLPENTANE	4.184	57	225788	10.61	PPBV		99
48) 1,1,1-TRICHLOROETHANE	4.270	97	271497	10.24	PPBV		99
49) CARBON TETRACHLORIDE	4.730	117	298120	10.68	PPBV		98
50) 1,2-DICHLOROETHANE	4.090	62	172632	10.12	PPBV	#	97
51) BENZENE	4.608	78	378328	9.84	PPBV		94

Quantitation Report (QT Reviewed)

Data Path : C:\msdchem\1\data\7w\
Data File : 7w01013.D
Acq On : 16 Mar 2023 10:02 am
Operator : thomash
Sample : bs
Misc : MS67390,V7W0047,,,,,1
ALS Vial : 2 Sample Multiplier: 1

Quant Time: Mar 16 15:14:16 2023
Quant Method : C:\msdchem\1\methods\M7W0005.M
Quant Title : TO15 by GCMS w/DB-1, 30m X 0.25mm ID X 0.5 um
QLast Update : Wed Dec 07 14:36:34 2022
Response via : Initial Calibration

	Compound	R.T.	QIon	Response	Conc Units		Dev(Min)
53)	CYCLOHEXANE	4.833	84	168152	10.94 PPBV		98
54)	2,3-DIMETHYLPENTANE	5.103	71	85355	10.88 PPBV		88
55)	TRICHLOROETHENE	5.569	95	181370	10.90 PPBV		96
56)	1,2-DICHLOROPROPANE	5.322	63	143401	10.60 PPBV		95
57)	DIBROMOMETHANE	5.277	174	158487	10.26 PPBV	#	85
58)	ETHYL ACRYLATE	5.444	55	285954	10.59 PPBV		99
59)	BROMODICHLOROMETHANE	5.511	83	293768	11.17 PPBV		98
60)	2,2,4-TRIMETHYLPENTANE	5.672	57	615928	10.88 PPBV		100
61)	1,4-DIOXANE	5.595	88	99763	11.50 PPBV		94
62)	HEPTANE	6.003	43	210780	10.58 PPBV		91
63)	METHYL METHACRYLATE	5.891	69	142524	10.28 PPBV	#	80
64)	METHYL ISOBUTYL KETONE	6.679	58	128543	10.60 PPBV		84
65)	CIS-1,3-DICHLOROPROPENE	6.560	75	213177	10.57 PPBV	#	85
66)	TOLUENE	7.830	91	484155	9.93 PPBV		100
67)	1,3-DICHLOROPROPANE	7.884	76	237434	10.74 PPBV		99
68)	TRANS-1,3-DICHLOROPROPENE	7.270	75	191733	10.60 PPBV	#	87
69)	1,1,2-TRICHLOROETHANE	7.434	83	148909	11.30 PPBV		99
70)	2-HEXANONE	8.431	58	180695	10.89 PPBV		80
71)	ETHYL METHACRYLATE	8.550	69	235159	10.49 PPBV	#	86
72)	TETRACHLOROETHENE	9.624	164	182068	10.92 PPBV		89
73)	DIBROMOCHLOROMETHANE	8.383	129	324409	12.22 PPBV		99
74)	1,2-DIBROMOETHANE	8.743	107	282324	11.47 PPBV		99
75)	OCTANE	9.765	43	291158	10.64 PPBV		90
77)	1,1,1,2-TETRACHLOROETHANE	10.881	131	223860	11.66 PPBV		98
78)	CHLOROBENZENE	10.868	112	427223	11.94 PPBV		95
79)	ETHYLBENZENE	11.765	91	654722	10.60 PPBV		99
80)	M,P-XYLENE	12.209	91	1025540	21.75 PPBV	#	66
81)	O-XYLENE	13.161	91	523100	10.80 PPBV		98
82)	STYRENE	12.942	104	396328	11.62 PPBV		99
83)	NONANE	14.280	43	321077	11.30 PPBV		84
84)	BROMOFORM	12.019	173	274734	12.38 PPBV	#	97
85)	1,1,2,2-TETRACHLOROETHANE	13.167	83	401700	12.01 PPBV		99
86)	1,2,3-TRICHLOROPROPANE	13.463	75	289259	11.18 PPBV	#	100
88)	ISOPROPYLBENZENE	14.704	120	212833	11.33 PPBV		99
89)	BROMOBENZENE	14.575	77	340159	10.62 PPBV		95
90)	2-CHLOROTOLUENE	15.727	126	202319	12.38 PPBV		97
91)	N-PROPYLBENZENE	16.035	120	220854	11.88 PPBV		98
92)	4-ETHYLTOLUENE	16.312	105	790407	12.10 PPBV		98
93)	1,3,5-TRIMETHYLBENZENE	16.444	105	662175	11.85 PPBV		99
94)	ALPHA-METHYLSTYRENE	16.627	118	347701	12.46 PPBV		99
95)	TERT-BUTYLBENZENE	16.874	134	170123	11.63 PPBV		96
96)	1,2,4-TRIMETHYLBENZENE	16.881	105	708302	12.25 PPBV		97
97)	BENZYL CHLORIDE	16.961	91	364243	8.40 PPBV		99
98)	M-DICHLOROBENZENE	16.939	146	450426	11.78 PPBV		98
99)	P-DICHLOROBENZENE	17.019	146	448251	11.69 PPBV		98
100)	O-DICHLOROBENZENE	17.305	146	449903	11.76 PPBV		98
101)	SEC-BUTYLBENZENE	17.144	134	218815	12.23 PPBV		91
102)	1,2,3-TRIMETHYLBENZENE	17.254	105	680478	12.05 PPBV		99
103)	P-ISOPROPYLTOLUENE	17.318	134	245837	12.41 PPBV		97
104)	N-BUTYLBENZENE	17.659	134	231773	12.48 PPBV		94
105)	HEXACHLOROETHANE	17.839	117	279935	12.34 PPBV	#	89
106)	HEXACHLOROBUTADIENE	18.871	225	329561	10.62 PPBV		99
107)	1,2,4-TRICHLOROBENZENE	18.566	180	357315	9.75 PPBV		97
108)	NAPHTHALENE	18.614	128	1088916	11.64 PPBV		100

(#) = qualifier out of range (m) = manual integration (+) = signals summed

Quantitation Report (QT Reviewed)

Data Path : C:\msdchem\1\data\7w\
Data File : 7w01013.D
Acq On : 16 Mar 2023 10:02 am
Operator : thomash
Sample : bs
Misc : MS67390,V7W0047,,,,,1
ALS Vial : 2 Sample Multiplier: 1

Quant Time: Mar 16 15:14:16 2023
Quant Method : C:\msdchem\1\methods\M7W0005.M
Quant Title : TO15 by GCMS w/DB-1, 30m X 0.25mm ID X 0.5 um
QLast Update : Wed Dec 07 14:36:34 2022
Response via : Initial Calibration

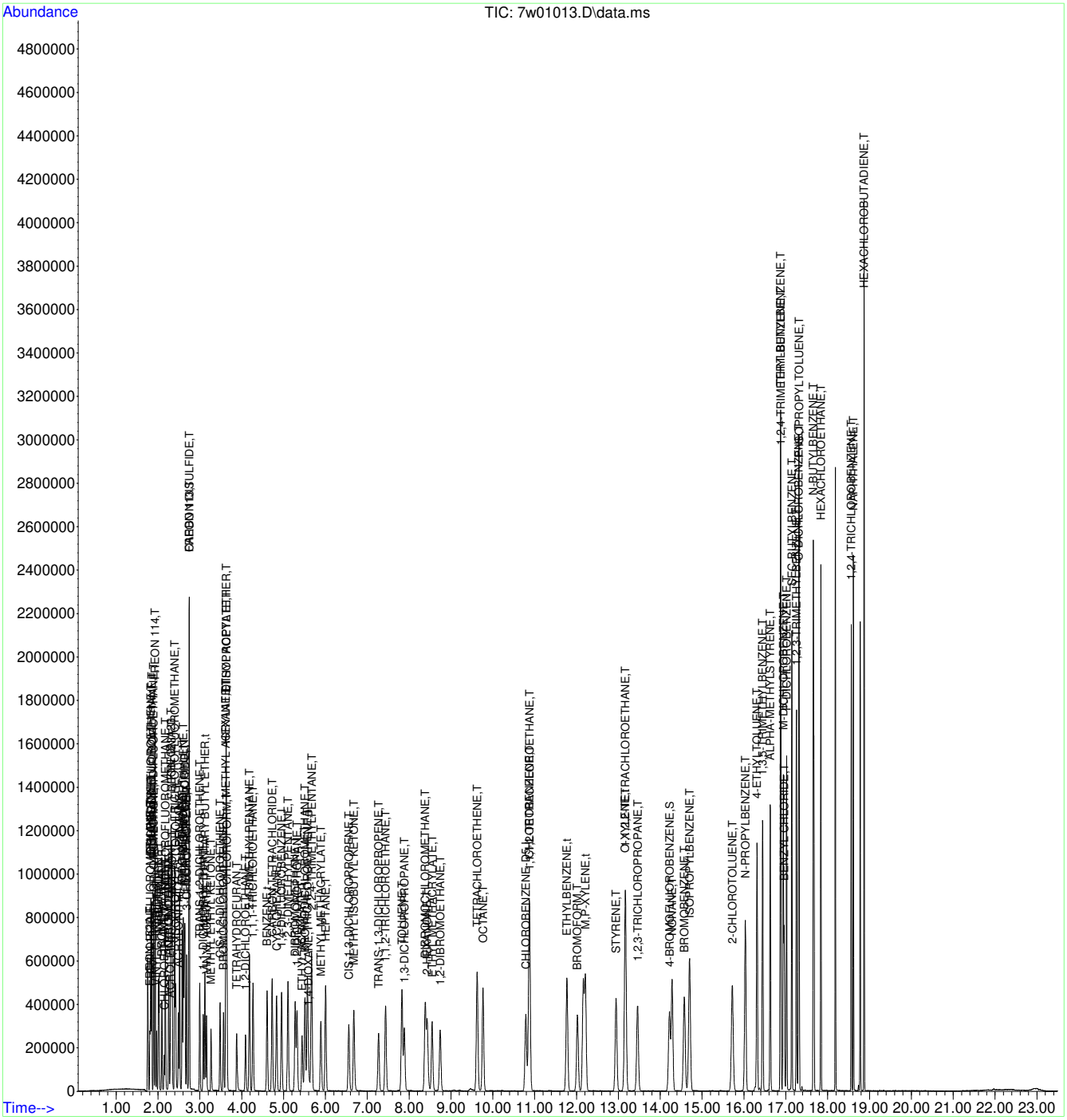

Manual Integration Approval Summary

Sample Number:	V7W47-BS	**Method:**	TO-15
Lab FileID:	7W01013.D	**Analyst approved:**	03/16/23 15:29 William Cruser
Injection Time:	03/16/23 10:02	**Supervisor approved:**	03/17/23 10:00 Kanya Veerawat

Parameter	CAS	Sig#	R.T. (min.)	Reason
Freon 152A	75-37-6		1.80	Missed peak

Quantitation Report (Qedit)

```
Data Path : C:\msdchem\1\data\7w\
Data File : 7w01013.D
Acq On    : 16 Mar 2023  10:02 am
Operator  : thomash
Sample    : bs
Misc      : MS67390,V7W0047,,,,,1
ALS Vial  : 2   Sample Multiplier: 1

Quant Time: Mar 16 10:33:11 2023
Quant Method : C:\msdchem\1\methods\M7W0005.M
Quant Title  : TO15 by GCMS w/DB-1, 30m  X 0.25mm ID X 0.5 um
QLast Update : Wed Dec 07 14:36:34 2022
Response via : Initial Calibration
```

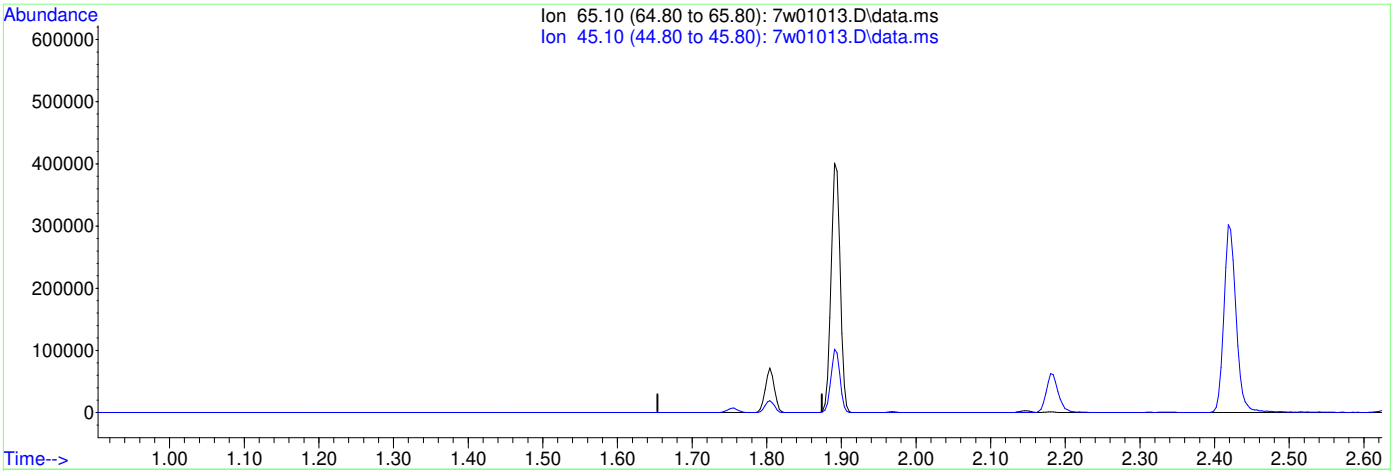

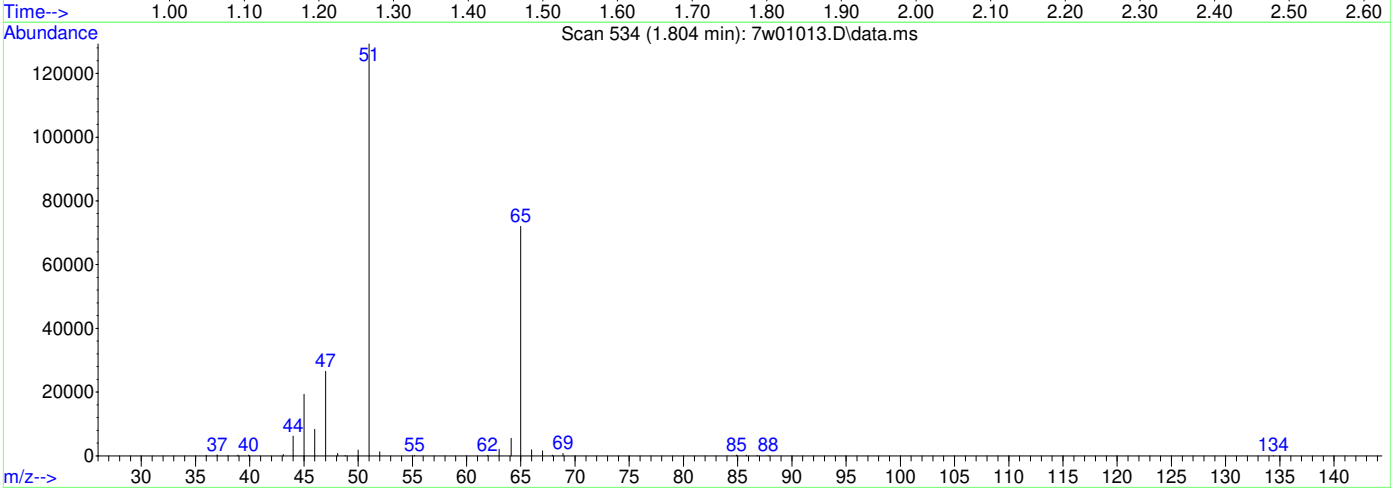

(3) FREON 152A (T)

1.804min (-1.804) 0.00PPBV

response 0

Ion	Exp%	Act%
65.10	100	0.00
45.10	22.90	0.00#
0.00	0.00	0.00
0.00	0.00	0.00

Quantitation Report (Qedit)

```
Data Path : C:\msdchem\1\data\7w\
Data File : 7w01013.D
Acq On    : 16 Mar 2023  10:02 am
Operator  : thomash
Sample    : bs
Misc      : MS67390,V7W0047,,,,,1
ALS Vial  : 2   Sample Multiplier: 1

Quant Time: Mar 16 10:33:11 2023
Quant Method : C:\msdchem\1\methods\M7W0005.M
Quant Title  : TO15 by GCMS w/DB-1, 30m  X 0.25mm ID X 0.5 um
QLast Update : Wed Dec 07 14:36:34 2022
Response via : Initial Calibration
```

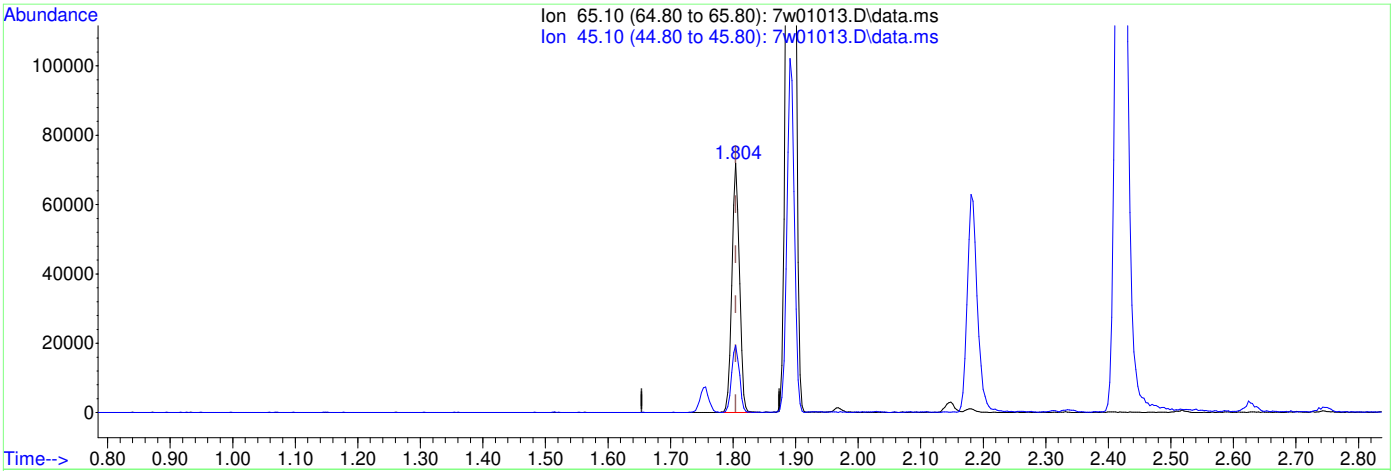

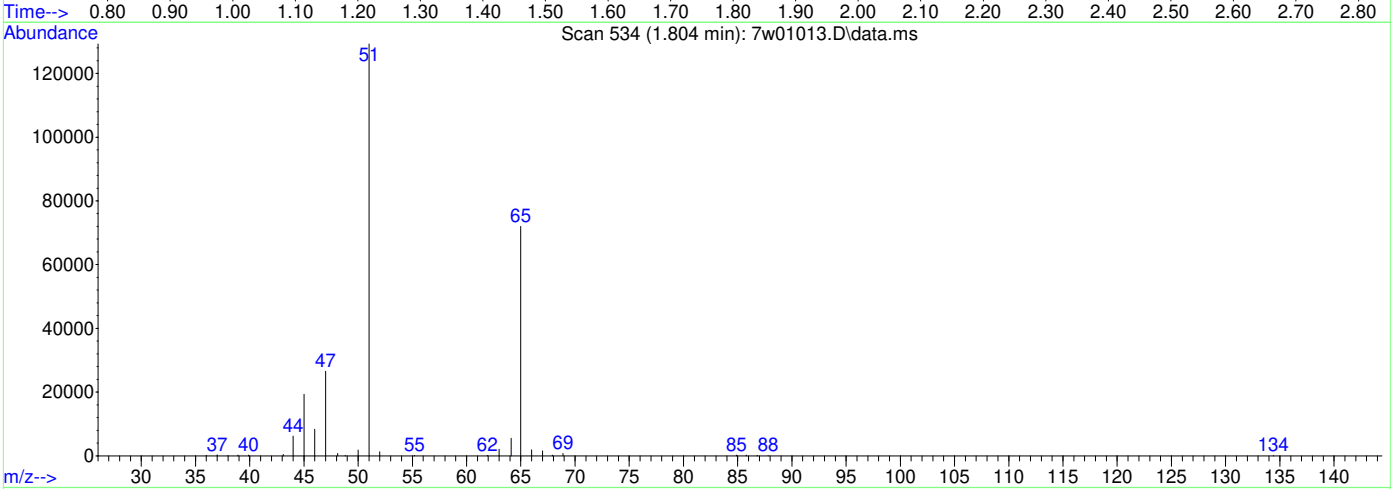

(3) FREON 152A (T)

1.804min (+0.000) 11.32PPBV m

response 60567

Ion	Exp%	Act%
65.10	100	100
45.10	22.90	0.00#
0.00	0.00	0.00
0.00	0.00	0.00

Quantitation Report (QT Reviewed)

Data Path : C:\msdchem\1\data\7w\
Data File : 7w01014.D
Acq On : 16 Mar 2023 10:33 am
Operator : thomash
Sample : bsd
Misc : MS67390,V7W0047,,,,,1
ALS Vial : 2 Sample Multiplier: 1

Quant Time: Mar 16 10:59:13 2023
Quant Method : C:\msdchem\1\methods\M7W0005.M
Quant Title : TO15 by GCMS w/DB-1, 30m X 0.25mm ID X 0.5 um
QLast Update : Wed Dec 07 14:36:34 2022
Response via : Initial Calibration

Compound	R.T.	QIon	Response	Conc	Units		Dev(Min)
Internal Standards							
1) BROMOCHLOROMETHANE	3.566	128	86474	10.00	PPBV		0.00
52) 1,4-DIFLUOROBENZENE	4.952	114	416224	10.00	PPBV		0.00
76) CHLOROBENZENE-D5	10.788	117	367387	10.00	PPBV		0.00
System Monitoring Compounds							
87) 4-BROMOFLUOROBENZENE	14.215	95	242218	9.76	PPBV		0.00
Target Compounds							Qvalue
3) FREON 152A	1.804	65	61253	10.76	PPBV	#	89
4) CHLORODIFLUOROMETHANE	1.817	67	29951	10.33	PPBV		98
5) CHLOROTRIFLUOROETHENE	1.830	116	166125	10.65	PPBV	#	100
6) DICHLORODIFLUOROMETHANE	1.849	85	426269	9.47	PPBV	#	95
7) PROPYLENE	1.827	41	74519	10.39	PPBV		98
8) 1-CHLORO-1,1-DIFLUOROE...	1.891	65	354200	9.76	PPBV	#	91
9) FREON 114	1.930	85	441806	10.36	PPBV		99
10) CHLOROMETHANE	1.897	52	42781	11.10	PPBV		94
11) VINYL CHLORIDE	1.965	62	157248	10.99	PPBV		98
12) 1,3-BUTADIENE	2.010	54	121072	10.55	PPBV	#	78
13) N-BUTANE	2.026	43	233446	10.95	PPBV		94
14) BROMOMETHANE	2.094	94	148191	10.42	PPBV		99
15) CHLOROETHANE	2.145	64	79352	10.56	PPBV		98
16) DICHLOROFLUOROMETHANE	2.174	67	351096	10.50	PPBV	#	97
17) ACETONITRILE	2.248	41	139935	11.14	PPBV		98
18) ACROLEIN	2.293	56	70833	10.66	PPBV		100
19) FREON 123	2.309	83	364185	10.81	PPBV	#	97
20) FREON 123A	2.325	117	220960	10.40	PPBV		98
21) TRICHLOROFLUOROMETHANE	2.396	101	482054	10.59	PPBV		100
22) ISOPROPYL ALCOHOL	2.418	45	342732	11.00	PPBV		94
23) ACETONE	2.335	58	82717	10.34	PPBV	#	58
24) PENTANE	2.515	42	191466	12.07	PPBV	#	94
25) IODOMETHANE	2.576	142	459387	10.15	PPBV	#	79
26) 1,1-DICHLOROETHYLENE	2.605	96	171099	9.77	PPBV	#	74
27) CARBON DISULFIDE	2.746	76	506141	9.67	PPBV	#	90
28) ETHANOL	2.180	45	73978	11.41	PPBV	#	98
29) BROMOETHENE	2.258	106	152229	10.30	PPBV	#	97
30) ACRYLONITRILE	2.486	52	125071	10.88	PPBV		97
31) METHYLENE CHLORIDE	2.643	84	159379	9.58	PPBV	#	75
32) 3-CHLOROPROPENE	2.685	76	81884	10.12	PPBV	#	30
33) FREON 113	2.746	151	293834	9.76	PPBV		85
34) TRANS-1,2-DICHLOROETHENE	2.997	96	135809	10.13	PPBV		100
35) TERTIARY BUTYL ALCOHOL	2.624	59	397616	9.84	PPBV	#	82
36) METHYL TERTIARY BUTYL ...	3.119	73	334761	8.90	PPBV	#	97
37) TETRAHYDROFURAN	3.881	72	61706	10.03	PPBV	#	82
38) HEXANE	3.624	57	204103	10.12	PPBV	#	84
39) VINYL ACETATE	3.158	86	35870	9.46	PPBV		69
40) 1,1-DICHLOROETHANE	3.081	63	211328	9.92	PPBV		99
41) METHYL ETHYL KETONE	3.264	72	65578	9.88	PPBV		74
42) CIS-1,2-DICHLOROETHENE	3.483	96	139938	10.00	PPBV		97
43) DIISOPROPYL ETHER	3.630	59	61968	10.05	PPBV		83
44) ETHYL ACETATE	3.634	61	42006	10.17	PPBV	#	53
45) METHYL ACRYLATE	3.618	55	248988	9.95	PPBV	#	98
46) CHLOROFORM	3.647	83	286833	10.11	PPBV	#	96
47) 2,4-DIMETHYLPENTANE	4.183	57	229308	10.13	PPBV		99
48) 1,1,1-TRICHLOROETHANE	4.270	97	278769	9.89	PPBV		99
49) CARBON TETRACHLORIDE	4.727	117	303966	10.24	PPBV		100
50) 1,2-DICHLOROETHANE	4.090	62	176104	9.70	PPBV	#	98
51) BENZENE	4.608	78	388435	9.49	PPBV		93

Quantitation Report (QT Reviewed)

Data Path : C:\msdchem\1\data\7w\
Data File : 7w01014.D
Acq On : 16 Mar 2023 10:33 am
Operator : thomash
Sample : bsd
Misc : MS67390,V7W0047,,,,,1
ALS Vial : 2 Sample Multiplier: 1

Quant Time: Mar 16 10:59:13 2023
Quant Method : C:\msdchem\1\methods\M7W0005.M
Quant Title : TO15 by GCMS w/DB-1, 30m X 0.25mm ID X 0.5 um
QLast Update : Wed Dec 07 14:36:34 2022
Response via : Initial Calibration

	Compound	R.T.	QIon	Response	Conc Units		Dev(Min)
53)	CYCLOHEXANE	4.833	84	172508	10.48 PPBV		97
54)	2,3-DIMETHYLPENTANE	5.106	71	87201	10.38 PPBV		86
55)	TRICHLOROETHENE	5.569	95	187600	10.53 PPBV		97
56)	1,2-DICHLOROPROPANE	5.322	63	147885	10.21 PPBV		94
57)	DIBROMOMETHANE	5.277	174	165535	10.01 PPBV		86
58)	ETHYL ACRYLATE	5.444	55	295483	10.22 PPBV		99
59)	BROMODICHLOROMETHANE	5.511	83	306721	10.89 PPBV		100
60)	2,2,4-TRIMETHYLPENTANE	5.669	57	631839	10.43 PPBV		100
61)	1,4-DIOXANE	5.595	88	101059	10.88 PPBV	#	95
62)	HEPTANE	6.003	43	216954	10.17 PPBV		90
63)	METHYL METHACRYLATE	5.891	69	147897	9.96 PPBV	#	81
64)	METHYL ISOBUTYL KETONE	6.675	58	131324	10.12 PPBV		82
65)	CIS-1,3-DICHLOROPROPENE	6.560	75	218584	10.13 PPBV	#	85
66)	TOLUENE	7.830	91	508160	9.73 PPBV		99
67)	1,3-DICHLOROPROPANE	7.884	76	246629	10.43 PPBV		99
68)	TRANS-1,3-DICHLOROPROPENE	7.273	75	195108	10.07 PPBV	#	86
69)	1,1,2-TRICHLOROETHANE	7.437	83	149745	10.61 PPBV		98
70)	2-HEXANONE	8.431	58	184711	10.40 PPBV	#	79
71)	ETHYL METHACRYLATE	8.553	69	242624	10.11 PPBV	#	86
72)	TETRACHLOROETHENE	9.627	164	188308	10.55 PPBV		89
73)	DIBROMOCHLOROMETHANE	8.386	129	330633	11.64 PPBV		98
74)	1,2-DIBROMOETHANE	8.743	107	289611	10.99 PPBV		100
75)	OCTANE	9.768	43	302322	10.33 PPBV		90
77)	1,1,1,2-TETRACHLOROETHANE	10.878	131	232219	11.41 PPBV		98
78)	CHLOROBENZENE	10.868	112	442993	11.67 PPBV		95
79)	ETHYLBENZENE	11.772	91	674751	10.31 PPBV		99
80)	M,P-XYLENE	12.209	91	1049772	21.00 PPBV	#	66
81)	O-XYLENE	13.161	91	542358	10.57 PPBV		97
82)	STYRENE	12.945	104	410649	11.36 PPBV		99
83)	NONANE	14.280	43	329428	10.94 PPBV	#	84
84)	BROMOFORM	12.022	173	283766	12.06 PPBV	#	97
85)	1,1,2,2-TETRACHLOROETHANE	13.170	83	411212	11.60 PPBV		99
86)	1,2,3-TRICHLOROPROPANE	13.456	75	295547	10.77 PPBV	#	100
88)	ISOPROPYLBENZENE	14.704	120	219411	11.02 PPBV		98
89)	BROMOBENZENE	14.572	77	351771	10.36 PPBV		96
90)	2-CHLOROTOLUENE	15.720	126	203363	11.74 PPBV		99
91)	N-PROPYLBENZENE	16.035	120	227095	11.52 PPBV		99
92)	4-ETHYLTOLUENE	16.312	105	805511	11.64 PPBV		99
93)	1,3,5-TRIMETHYLBENZENE	16.447	105	674856	11.39 PPBV		99
94)	ALPHA-METHYLSTYRENE	16.627	118	358368	12.11 PPBV		98
95)	TERT-BUTYLBENZENE	16.871	134	176010	11.35 PPBV		100
96)	1,2,4-TRIMETHYLBENZENE	16.881	105	723287	11.80 PPBV		97
97)	BENZYL CHLORIDE	16.961	91	367303	7.99 PPBV		98
98)	M-DICHLOROBENZENE	16.939	146	461618	11.39 PPBV		98
99)	P-DICHLOROBENZENE	17.019	146	454157	11.17 PPBV		98
100)	O-DICHLOROBENZENE	17.305	146	461813	11.39 PPBV		98
101)	SEC-BUTYLBENZENE	17.141	134	224327	11.83 PPBV		91
102)	1,2,3-TRIMETHYLBENZENE	17.250	105	700847	11.71 PPBV		99
103)	P-ISOPROPYLTOLUENE	17.315	134	250531	11.93 PPBV		97
104)	N-BUTYLBENZENE	17.656	134	236014	11.99 PPBV		95
105)	HEXACHLOROETHANE	17.832	117	284004	11.81 PPBV	#	88
106)	HEXACHLOROBUTADIENE	18.865	225	335036	10.19 PPBV		98
107)	1,2,4-TRICHLOROBENZENE	18.559	180	348173	8.96 PPBV		98
108)	NAPHTHALENE	18.607	128	1098859	11.08 PPBV		100

(#) = qualifier out of range (m) = manual integration (+) = signals summed

Quantitation Report (QT Reviewed)

Data Path : C:\msdchem\1\data\7w\
Data File : 7w01014.D
Acq On : 16 Mar 2023 10:33 am
Operator : thomash
Sample : bsd
Misc : MS67390,V7W0047,,,,,1
ALS Vial : 2 Sample Multiplier: 1

Quant Time: Mar 16 10:59:13 2023
Quant Method : C:\msdchem\1\methods\M7W0005.M
Quant Title : TO15 by GCMS w/DB-1, 30m X 0.25mm ID X 0.5 um
QLast Update : Wed Dec 07 14:36:34 2022
Response via : Initial Calibration

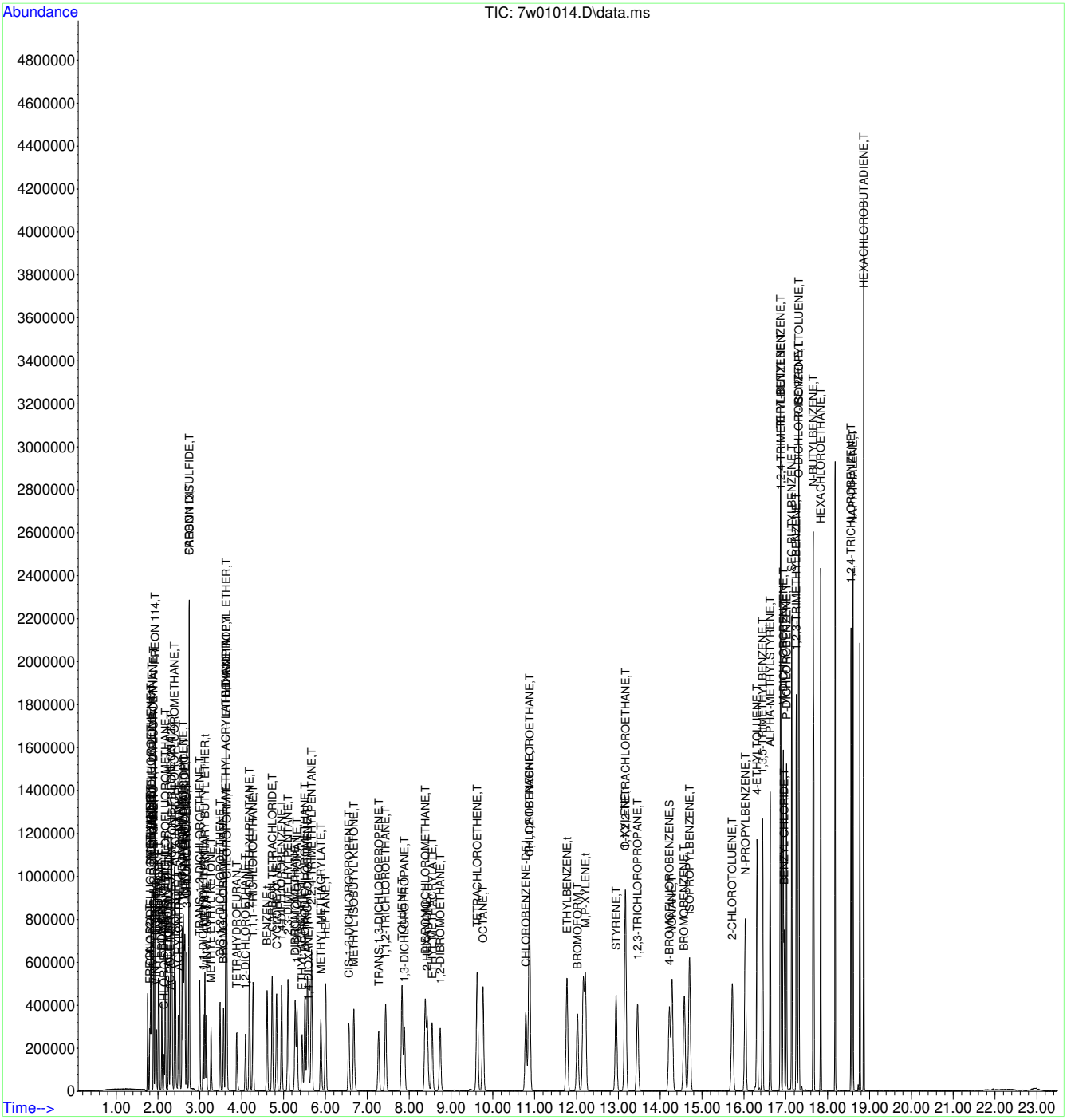

Manual Integrations APPROVED (compounds with "m" flag)
Kanya Veerawat 03/21/23 13:15

Quantitation Report (QT Reviewed)

Data Path : C:\msdchem\1\data\7w\
Data File : 7w01098.D
Acq On : 20 Mar 2023 3:37 pm
Operator : thomash
Sample : bs
Misc : MS67390,V7W0051,,,,,1
ALS Vial : 2 Sample Multiplier: 1

Quant Time: Mar 21 11:48:08 2023
Quant Method : C:\msdchem\1\methods\M7W0005.M
Quant Title : TO15 by GCMS w/DB-1, 30m X 0.25mm ID X 0.5 um
QLast Update : Wed Dec 07 14:36:34 2022
Response via : Initial Calibration

Compound	R.T.	QIon	Response	Conc	Units	Dev(Min)
Internal Standards						
1) BROMOCHLOROMETHANE	3.563	128	91398	10.00	PPBV	0.00
52) 1,4-DIFLUOROBENZENE	4.952	114	462427	10.00	PPBV	0.00
76) CHLOROBENZENE-D5	10.788	117	410822	10.00	PPBV	0.00
System Monitoring Compounds						
87) 4-BROMOFLUOROBENZENE	14.222	95	268632	9.68	PPBV	0.01
Target Compounds						Qvalue
3) FREON 152A	1.805	65	64266m	10.68	PPBV	
4) CHLORODIFLUOROMETHANE	1.818	67	31117	10.15	PPBV	98
5) CHLOROTRIFLUOROETHENE	1.830	116	167292	10.14	PPBV #	99
6) DICHLORODIFLUOROMETHANE	1.850	85	429275	9.03	PPBV #	95
7) PROPYLENE	1.827	41	82761	10.92	PPBV	98
8) 1-CHLORO-1,1-DIFLUOROE...	1.891	65	360419	9.40	PPBV #	89
9) FREON 114	1.930	85	441498	9.79	PPBV	99
10) CHLOROMETHANE	1.898	52	45093	11.07	PPBV	93
11) VINYL CHLORIDE	1.965	62	157082	10.39	PPBV	99
12) 1,3-BUTADIENE	2.010	54	125269	10.33	PPBV #	76
13) N-BUTANE	2.027	43	249400	11.07	PPBV #	93
14) BROMOMETHANE	2.094	94	147697	9.83	PPBV	100
15) CHLOROETHANE	2.145	64	80655	10.15	PPBV	98
16) DICHLOROFLUOROMETHANE	2.174	67	353391	9.99	PPBV #	97
17) ACETONITRILE	2.252	41	149206	11.24	PPBV	98
18) ACROLEIN	2.293	56	72429	10.31	PPBV	100
19) FREON 123	2.309	83	367008	10.31	PPBV	98
20) FREON 123A	2.329	117	214624	9.56	PPBV	91
21) TRICHLOROFLUOROMETHANE	2.396	101	468342	9.74	PPBV	100
22) ISOPROPYL ALCOHOL	2.419	45	369110	11.21	PPBV	95
23) ACETONE	2.338	58	84203	9.96	PPBV #	45
24) PENTANE	2.515	42	204358	12.19	PPBV #	93
25) IODOMETHANE	2.576	142	462197	9.66	PPBV #	79
26) 1,1-DICHLOROETHYLENE	2.605	96	180196	9.74	PPBV #	68
27) CARBON DISULFIDE	2.744	76	518272	9.37	PPBV #	89
28) ETHANOL	2.181	45	76017	11.09	PPBV	97
29) BROMOETHENE	2.258	106	148369	9.50	PPBV #	98
30) ACRYLONITRILE	2.486	52	129839	10.68	PPBV	97
31) METHYLENE CHLORIDE	2.641	84	172168	9.80	PPBV #	68
32) 3-CHLOROPROPENE	2.686	76	87687	10.25	PPBV #	14
33) FREON 113	2.744	151	296568	9.32	PPBV	86
34) TRANS-1,2-DICHLOROETHENE	2.994	96	134618	9.50	PPBV	98
35) TERTIARY BUTYL ALCOHOL	2.625	59	454087	10.63	PPBV #	83
36) METHYL TERTIARY BUTYL ...	3.120	73	342565	8.62	PPBV #	96
37) TETRAHYDROFURAN	3.879	72	62907	9.67	PPBV #	76
38) HEXANE	3.621	57	211545	9.92	PPBV #	84
39) VINYL ACETATE	3.155	86	35639	8.89	PPBV #	52
40) 1,1-DICHLOROETHANE	3.081	63	216476	9.61	PPBV	99
41) METHYL ETHYL KETONE	3.268	72	66230	9.44	PPBV #	64
42) CIS-1,2-DICHLOROETHENE	3.480	96	140601	9.51	PPBV	96
43) DIISOPROPYL ETHER	3.631	59	63166	9.69	PPBV	75
44) ETHYL ACETATE	3.628	61	43893	10.05	PPBV #	49
45) METHYL ACRYLATE	3.618	55	255217	9.65	PPBV #	99
46) CHLOROFORM	3.644	83	285448	9.52	PPBV #	96
47) 2,4-DIMETHYLPENTANE	4.184	57	238782	9.98	PPBV	98
48) 1,1,1-TRICHLOROETHANE	4.271	97	277994	9.33	PPBV	98
49) CARBON TETRACHLORIDE	4.724	117	302934	9.65	PPBV	99
50) 1,2-DICHLOROETHANE	4.091	62	178938	9.33	PPBV #	97
51) BENZENE	4.605	78	390769	9.04	PPBV	92

Quantitation Report (QT Reviewed)

Data Path : C:\msdchem\1\data\7w\
Data File : 7w01098.D
Acq On : 20 Mar 2023 3:37 pm
Operator : thomash
Sample : bs
Misc : MS67390,V7W0051,,,,,1
ALS Vial : 2 Sample Multiplier: 1

Quant Time: Mar 21 11:48:08 2023
Quant Method : C:\msdchem\1\methods\M7W0005.M
Quant Title : TO15 by GCMS w/DB-1, 30m X 0.25mm ID X 0.5 um
QLast Update : Wed Dec 07 14:36:34 2022
Response via : Initial Calibration

	Compound	R.T.	QIon	Response	Conc	Units		Dev(Min)
53)	CYCLOHEXANE	4.833	84	175602	9.60	PPBV		97
54)	2,3-DIMETHYLPENTANE	5.107	71	88552	9.49	PPBV		84
55)	TRICHLOROETHENE	5.570	95	186348	9.41	PPBV		97
56)	1,2-DICHLOROPROPANE	5.322	63	150359	9.34	PPBV		95
57)	DIBROMOMETHANE	5.277	174	165005	8.98	PPBV		87
58)	ETHYL ACRYLATE	5.444	55	313743	9.77	PPBV		98
59)	BROMODICHLOROMETHANE	5.512	83	308467	9.86	PPBV		100
60)	2,2,4-TRIMETHYLPENTANE	5.669	57	649471	9.65	PPBV		99
61)	1,4-DIOXANE	5.599	88	102154	9.90	PPBV	#	96
62)	HEPTANE	6.004	43	229293	9.68	PPBV		88
63)	METHYL METHACRYLATE	5.891	69	153646	9.32	PPBV	#	78
64)	METHYL ISOBUTYL KETONE	6.676	58	138152	9.58	PPBV	#	79
65)	CIS-1,3-DICHLOROPROPENE	6.560	75	218488	9.11	PPBV	#	83
66)	TOLUENE	7.830	91	500917	8.64	PPBV		100
67)	1,3-DICHLOROPROPANE	7.885	76	246193	9.37	PPBV		99
68)	TRANS-1,3-DICHLOROPROPENE	7.274	75	195107	9.07	PPBV	#	85
69)	1,1,2-TRICHLOROETHANE	7.435	83	149392	9.53	PPBV		100
70)	2-HEXANONE	8.425	58	201180	10.20	PPBV	#	77
71)	ETHYL METHACRYLATE	8.547	69	254478	9.54	PPBV	#	84
72)	TETRACHLOROETHENE	9.624	164	191091	9.63	PPBV		90
73)	DIBROMOCHLOROMETHANE	8.386	129	328733	10.41	PPBV		99
74)	1,2-DIBROMOETHANE	8.743	107	282599	9.65	PPBV		100
75)	OCTANE	9.766	43	318845	9.80	PPBV	#	86
77)	1,1,1,2-TETRACHLOROETHANE	10.885	131	235624	10.36	PPBV		99
78)	CHLOROBENZENE	10.872	112	434683	10.24	PPBV		96
79)	ETHYLBENZENE	11.769	91	673429	9.20	PPBV		100
80)	M,P-XYLENE	12.209	91	1047978	18.75	PPBV	#	66
81)	O-XYLENE	13.161	91	536950	9.35	PPBV		98
82)	STYRENE	12.942	104	398795	9.87	PPBV		99
83)	NONANE	14.286	43	347823	10.33	PPBV	#	82
84)	BROMOFORM	12.020	173	286382	10.89	PPBV	#	97
85)	1,1,2,2-TETRACHLOROETHANE	13.171	83	408028	10.29	PPBV		100
86)	1,2,3-TRICHLOROPROPANE	13.463	75	298218	9.72	PPBV	#	100
88)	ISOPROPYLBENZENE	14.701	120	213819	9.61	PPBV		96
89)	BROMOBENZENE	14.579	77	350102	9.22	PPBV		95
90)	2-CHLOROTOLUENE	15.720	126	200288	10.34	PPBV		99
91)	N-PROPYLBENZENE	16.032	120	222629	10.10	PPBV		98
92)	4-ETHYLTOLUENE	16.315	105	799076	10.32	PPBV		99
93)	1,3,5-TRIMETHYLBENZENE	16.447	105	668245	10.09	PPBV		99
94)	ALPHA-METHYLSTYRENE	16.630	118	318625	9.63	PPBV		98
95)	TERT-BUTYLBENZENE	16.875	134	176961	10.20	PPBV		95
96)	1,2,4-TRIMETHYLBENZENE	16.881	105	707964	10.33	PPBV		96
97)	BENZYL CHLORIDE	16.962	91	335146	6.52	PPBV		99
98)	M-DICHLOROBENZENE	16.939	146	468007	10.33	PPBV		98
99)	P-DICHLOROBENZENE	17.019	146	454232	9.99	PPBV		98
100)	O-DICHLOROBENZENE	17.306	146	458035	10.10	PPBV		99
101)	SEC-BUTYLBENZENE	17.145	134	225290	10.62	PPBV		87
102)	1,2,3-TRIMETHYLBENZENE	17.254	105	678934	10.14	PPBV		99
103)	P-ISOPROPYLTOLUENE	17.319	134	249676	10.63	PPBV		92
104)	N-BUTYLBENZENE	17.659	134	233205	10.60	PPBV		95
105)	HEXACHLOROETHANE	17.836	117	268958	10.00	PPBV	#	89
106)	HEXACHLOROBUTADIENE	18.868	225	342657	9.32	PPBV		99
107)	1,2,4-TRICHLOROBENZENE	18.563	180	337044	7.75	PPBV		97
108)	NAPHTHALENE	18.611	128	1039397	9.37	PPBV		100

(#) = qualifier out of range (m) = manual integration (+) = signals summed

Quantitation Report (QT Reviewed)

Data Path : C:\msdchem\1\data\7w\
Data File : 7w01098.D
Acq On : 20 Mar 2023 3:37 pm
Operator : thomash
Sample : bs
Misc : MS67390,V7W0051,,,,,1
ALS Vial : 2 Sample Multiplier: 1

Quant Time: Mar 21 11:48:08 2023
Quant Method : C:\msdchem\1\methods\M7W0005.M
Quant Title : TO15 by GCMS w/DB-1, 30m X 0.25mm ID X 0.5 um
QLast Update : Wed Dec 07 14:36:34 2022
Response via : Initial Calibration

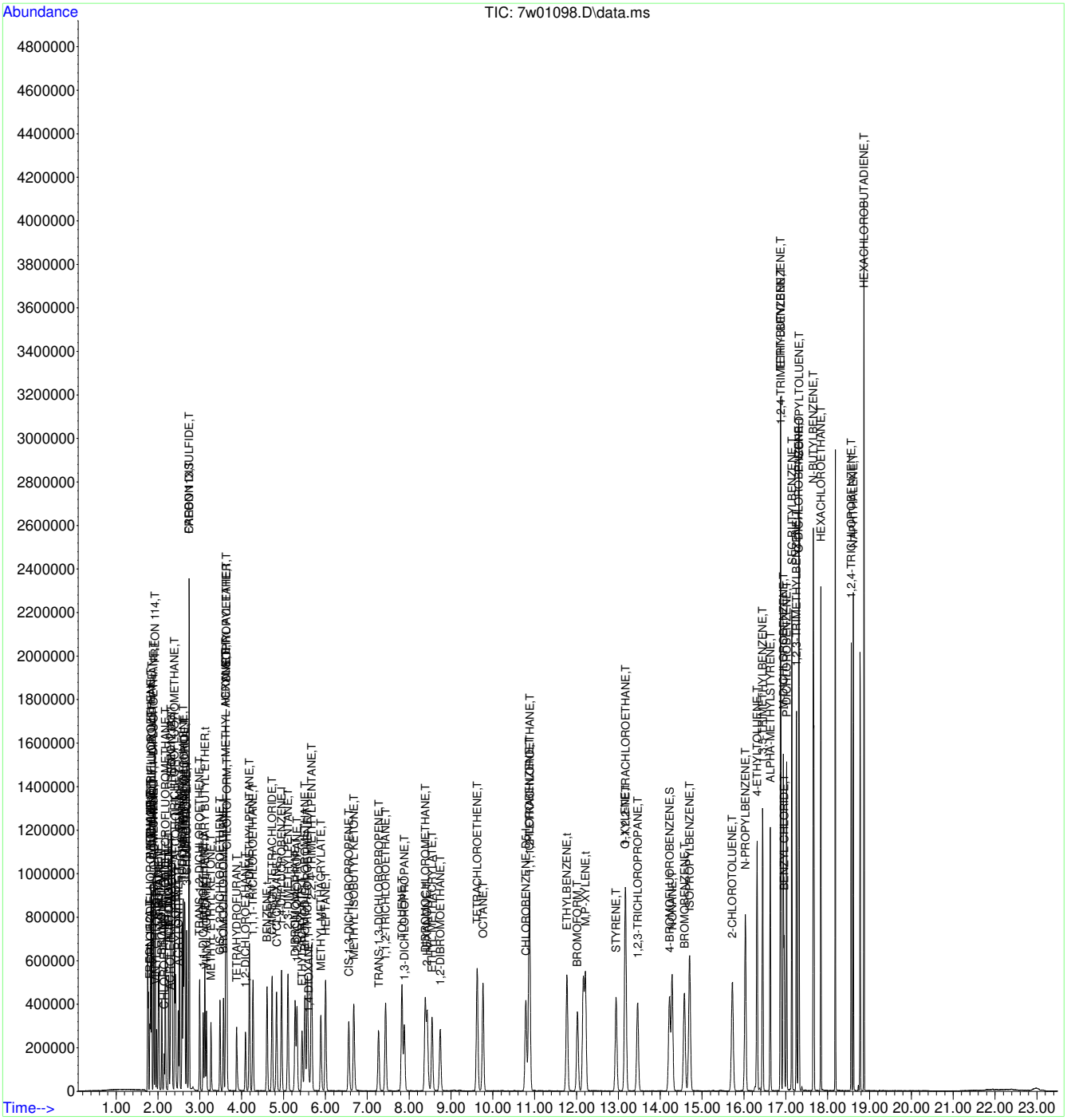

Manual Integration Approval Summary

Sample Number:	V7W51-BS	**Method:**	TO-15
Lab FileID:	7W01098.D	**Analyst approved:**	03/21/23 12:03 William Cruser
Injection Time:	03/20/23 15:37	**Supervisor approved:**	03/21/23 13:15 Kanya Veerawat

Parameter	CAS	Sig#	R.T. (min.)	Reason
Freon 152A	75-37-6		1.80	Missed peak

Quantitation Report (Qedit)

```
Data Path : C:\msdchem\1\data\7w\
Data File : 7w01098.D
Acq On    : 20 Mar 2023   3:37 pm
Operator  : thomash
Sample    : bs
Misc      : MS67390,V7W0051,,,,,1
ALS Vial  : 2   Sample Multiplier: 1

Quant Time: Mar 20 16:03:17 2023
Quant Method : C:\msdchem\1\methods\M7W0005.M
Quant Title  : TO15 by GCMS w/DB-1, 30m  X 0.25mm ID X 0.5 um
QLast Update : Wed Dec 07 14:36:34 2022
Response via : Initial Calibration
```

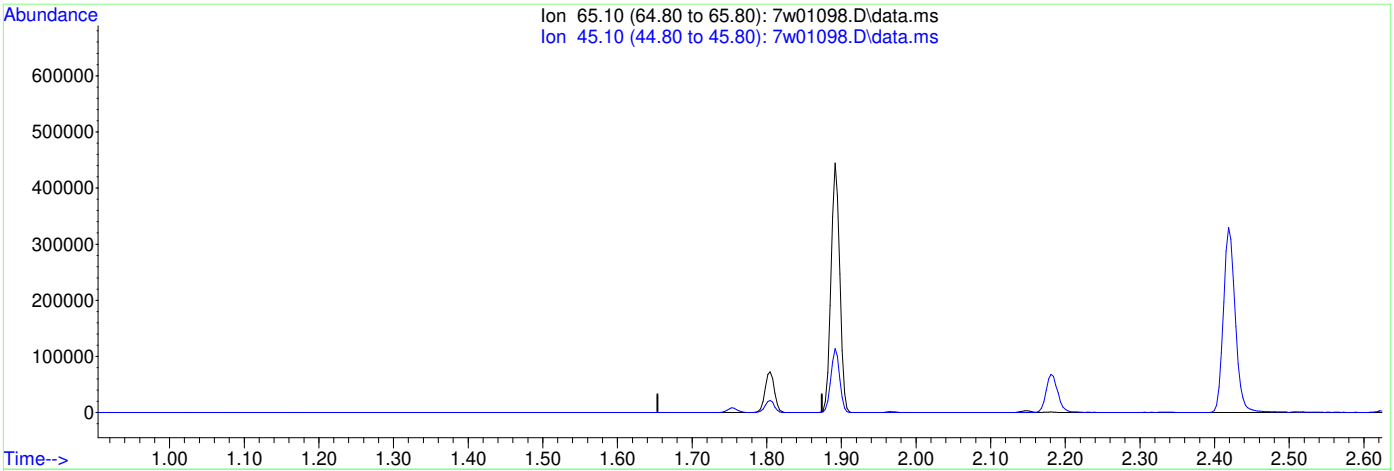

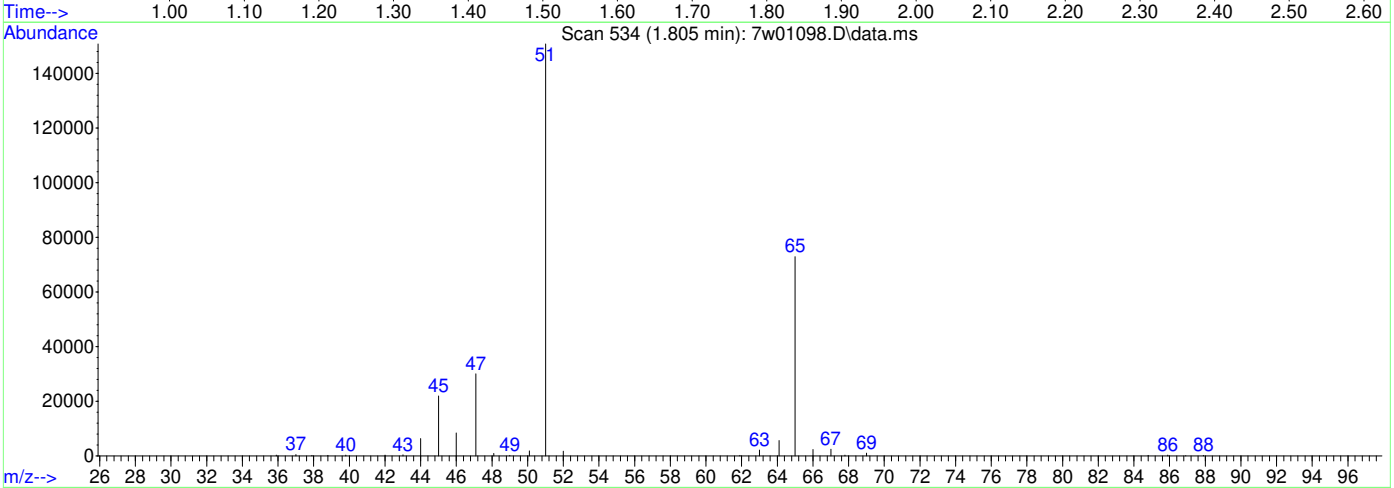

(3) FREON 152A (T)

1.804min (-1.804) 0.00PPBV

response 0

Ion	Exp%	Act%
65.10	100	0.00
45.10	22.90	0.00#
0.00	0.00	0.00
0.00	0.00	0.00

Quantitation Report (Qedit)

```
Data Path : C:\msdchem\1\data\7w\
Data File : 7w01098.D
Acq On    : 20 Mar 2023   3:37 pm
Operator  : thomash
Sample    : bs
Misc      : MS67390,V7W0051,,,,,1
ALS Vial  : 2   Sample Multiplier: 1

Quant Time: Mar 20 16:03:17 2023
Quant Method : C:\msdchem\1\methods\M7W0005.M
Quant Title  : TO15 by GCMS w/DB-1, 30m  X 0.25mm ID X 0.5 um
QLast Update : Wed Dec 07 14:36:34 2022
Response via : Initial Calibration
```

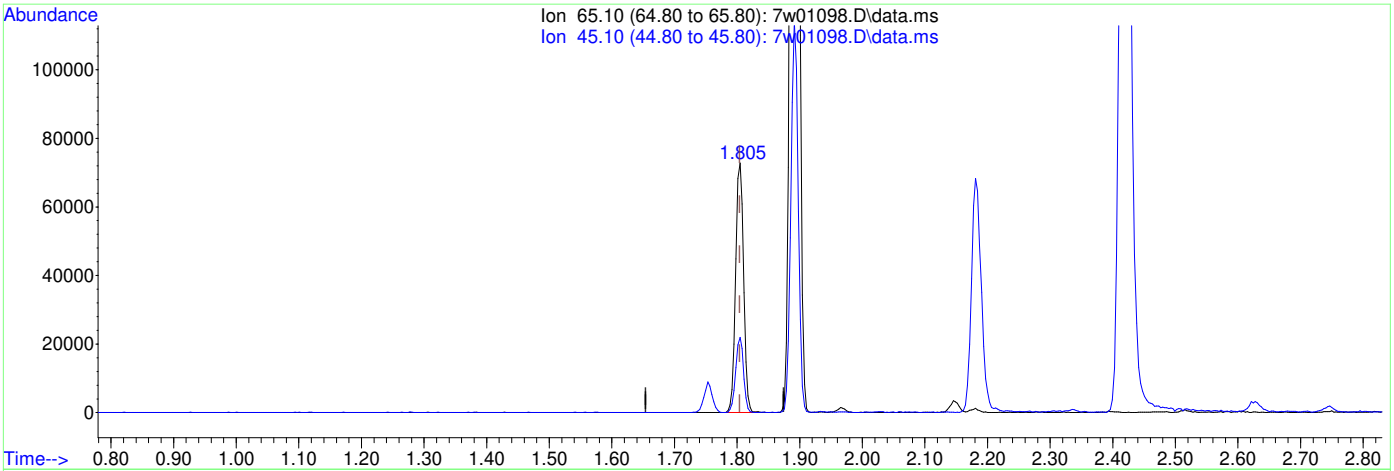

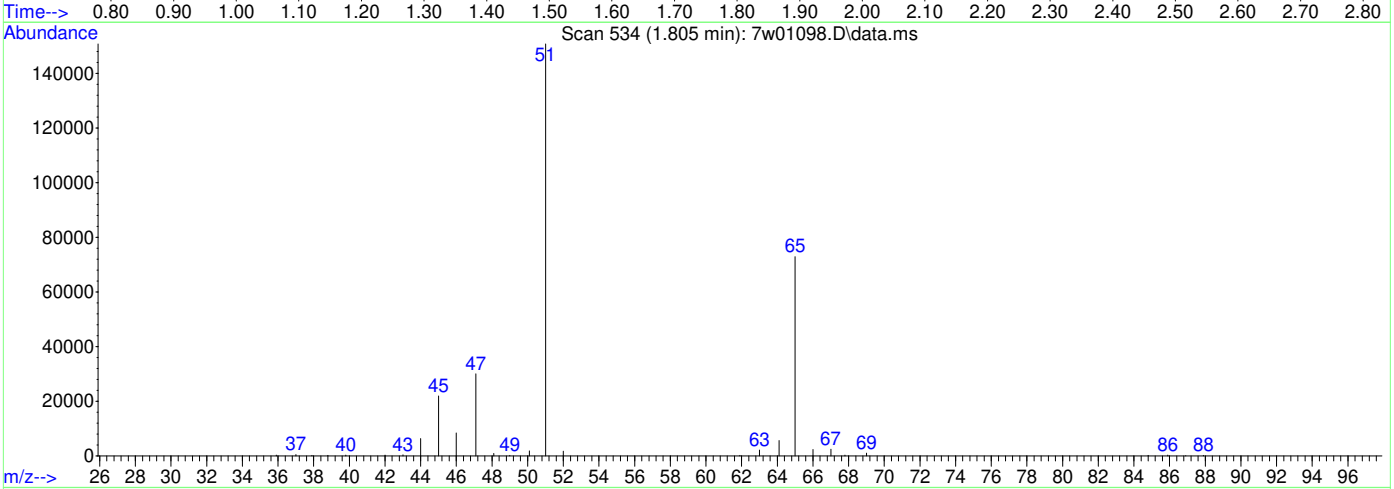

(3) FREON 152A (T)

1.805min (+0.001) 10.68PPBV m

response 64266

Ion	Exp%	Act%
65.10	100	100
45.10	22.90	0.00#
0.00	0.00	0.00
0.00	0.00	0.00

Manual Integrations APPROVED (compounds with "m" flag)
Kanya Veerawat 03/21/23 13:15

Quantitation Report (QT Reviewed)

Data Path : C:\msdchem\1\data\7w\
Data File : 7w01099.D
Acq On : 20 Mar 2023 4:08 pm
Operator : thomash
Sample : bsd
Misc : MS67390,V7W0051,,,,,1
ALS Vial : 2 Sample Multiplier: 1

Quant Time: Mar 21 11:48:30 2023
Quant Method : C:\msdchem\1\methods\M7W0005.M
Quant Title : TO15 by GCMS w/DB-1, 30m X 0.25mm ID X 0.5 um
QLast Update : Wed Dec 07 14:36:34 2022
Response via : Initial Calibration

Compound	R.T.	QIon	Response	Conc	Units	Dev(Min)
Internal Standards						
1) BROMOCHLOROMETHANE	3.563	128	92120	10.00	PPBV	0.00
52) 1,4-DIFLUOROBENZENE	4.952	114	462221	10.00	PPBV	0.00
76) CHLOROBENZENE-D5	10.788	117	410008	10.00	PPBV	0.00
System Monitoring Compounds						
87) 4-BROMOFLUOROBENZENE	14.219	95	269830	9.74	PPBV	0.00
Target Compounds						Qvalue
3) FREON 152A	1.805	65	62977m	10.39	PPBV	
4) CHLORODIFLUOROMETHANE	1.818	67	30422	9.85	PPBV	98
5) CHLOROTRIFLUOROETHENE	1.830	116	165921	9.98	PPBV #	100
6) DICHLORODIFLUOROMETHANE	1.850	85	425351	8.87	PPBV #	95
7) PROPYLENE	1.827	41	81371	10.65	PPBV	99
8) 1-CHLORO-1,1-DIFLUOROE...	1.891	65	359195	9.29	PPBV #	90
9) FREON 114	1.930	85	433363	9.54	PPBV	99
10) CHLOROMETHANE	1.898	52	44686	10.89	PPBV	94
11) VINYL CHLORIDE	1.969	62	154482	10.13	PPBV	100
12) 1,3-BUTADIENE	2.010	54	123945	10.14	PPBV #	74
13) N-BUTANE	2.027	43	247013	10.88	PPBV #	93
14) BROMOMETHANE	2.094	94	146432	9.67	PPBV	98
15) CHLOROETHANE	2.149	64	80662	10.07	PPBV	98
16) DICHLOROFLUOROMETHANE	2.174	67	350085	9.82	PPBV #	97
17) ACETONITRILE	2.252	41	145505	10.87	PPBV	98
18) ACROLEIN	2.293	56	73172	10.33	PPBV	99
19) FREON 123	2.309	83	362621	10.11	PPBV	98
20) FREON 123A	2.329	117	212276	9.38	PPBV	93
21) TRICHLOROFLUOROMETHANE	2.396	101	466848	9.63	PPBV	99
22) ISOPROPYL ALCOHOL	2.419	45	358688	10.81	PPBV #	94
23) ACETONE	2.338	58	83448	9.79	PPBV #	48
24) PENTANE	2.515	42	203847	12.07	PPBV #	93
25) IODOMETHANE	2.576	142	440452	9.13	PPBV #	80
26) 1,1-DICHLOROETHYLENE	2.605	96	165249	8.86	PPBV #	71
27) CARBON DISULFIDE	2.747	76	500099	8.97	PPBV #	89
28) ETHANOL	2.181	45	75063	10.86	PPBV	98
29) BROMOETHENE	2.258	106	148199	9.41	PPBV #	98
30) ACRYLONITRILE	2.486	52	127098	10.37	PPBV	98
31) METHYLENE CHLORIDE	2.641	84	158387	8.94	PPBV #	69
32) 3-CHLOROPROPENE	2.686	76	79750	9.25	PPBV #	18
33) FREON 113	2.744	151	290548	9.06	PPBV	88
34) TRANS-1,2-DICHLOROETHENE	2.998	96	132719	9.30	PPBV	98
35) TERTIARY BUTYL ALCOHOL	2.625	59	404416	9.39	PPBV #	83
36) METHYL TERTIARY BUTYL ...	3.120	73	340457	8.50	PPBV #	97
37) TETRAHYDROFURAN	3.879	72	62896	9.59	PPBV #	77
38) HEXANE	3.625	57	209975	9.77	PPBV #	83
39) VINYL ACETATE	3.158	86	34933	8.65	PPBV #	52
40) 1,1-DICHLOROETHANE	3.081	63	216729	9.55	PPBV	99
41) METHYL ETHYL KETONE	3.264	72	65859	9.32	PPBV #	64
42) CIS-1,2-DICHLOROETHENE	3.483	96	140911	9.45	PPBV	96
43) DIISOPROPYL ETHER	3.628	59	61515	9.36	PPBV	68
44) ETHYL ACETATE	3.634	61	43098	9.79	PPBV #	46
45) METHYL ACRYLATE	3.618	55	257163	9.65	PPBV #	97
46) CHLOROFORM	3.644	83	283465	9.38	PPBV #	97
47) 2,4-DIMETHYLPENTANE	4.184	57	237743	9.85	PPBV	98
48) 1,1,1-TRICHLOROETHANE	4.271	97	278684	9.28	PPBV	99
49) CARBON TETRACHLORIDE	4.727	117	302504	9.56	PPBV	99
50) 1,2-DICHLOROETHANE	4.094	62	177292	9.17	PPBV #	97
51) BENZENE	4.608	78	389999	8.95	PPBV	92

7.3.4
7

Quantitation Report (QT Reviewed)

Data Path : C:\msdchem\1\data\7w\
Data File : 7w01099.D
Acq On : 20 Mar 2023 4:08 pm
Operator : thomash
Sample : bsd
Misc : MS67390,V7W0051,,,,,1
ALS Vial : 2 Sample Multiplier: 1

Quant Time: Mar 21 11:48:30 2023
Quant Method : C:\msdchem\1\methods\M7W0005.M
Quant Title : TO15 by GCMS w/DB-1, 30m X 0.25mm ID X 0.5 um
QLast Update : Wed Dec 07 14:36:34 2022
Response via : Initial Calibration

	Compound	R.T.	QIon	Response	Conc	Units		Dev(Min)
53)	CYCLOHEXANE	4.833	84	172990	9.47	PPBV		95
54)	2,3-DIMETHYLPENTANE	5.110	71	88046	9.44	PPBV		83
55)	TRICHLOROETHENE	5.570	95	186104	9.41	PPBV		97
56)	1,2-DICHLOROPROPANE	5.322	63	149132	9.27	PPBV		95
57)	DIBROMOMETHANE	5.277	174	164005	8.93	PPBV		87
58)	ETHYL ACRYLATE	5.441	55	310969	9.68	PPBV		99
59)	BROMODICHLOROMETHANE	5.509	83	306180	9.79	PPBV		100
60)	2,2,4-TRIMETHYLPENTANE	5.669	57	654179	9.72	PPBV		100
61)	1,4-DIOXANE	5.596	88	102913	9.98	PPBV	#	95
62)	HEPTANE	6.004	43	229402	9.69	PPBV		88
63)	METHYL METHACRYLATE	5.895	69	152304	9.24	PPBV	#	78
64)	METHYL ISOBUTYL KETONE	6.679	58	138720	9.63	PPBV	#	80
65)	CIS-1,3-DICHLOROPROPENE	6.560	75	218879	9.13	PPBV	#	83
66)	TOLUENE	7.827	91	499066	8.61	PPBV		100
67)	1,3-DICHLOROPROPANE	7.885	76	245266	9.34	PPBV		99
68)	TRANS-1,3-DICHLOROPROPENE	7.274	75	196046	9.12	PPBV	#	86
69)	1,1,2-TRICHLOROETHANE	7.438	83	149078	9.51	PPBV		98
70)	2-HEXANONE	8.431	58	199703	10.13	PPBV	#	77
71)	ETHYL METHACRYLATE	8.550	69	252698	9.48	PPBV	#	82
72)	TETRACHLOROETHENE	9.624	164	188764	9.52	PPBV		90
73)	DIBROMOCHLOROMETHANE	8.386	129	327921	10.39	PPBV		99
74)	1,2-DIBROMOETHANE	8.743	107	282823	9.67	PPBV		99
75)	OCTANE	9.766	43	319779	9.83	PPBV	#	86
77)	1,1,1,2-TETRACHLOROETHANE	10.881	131	235179	10.36	PPBV		99
78)	CHLOROBENZENE	10.872	112	435348	10.28	PPBV		95
79)	ETHYLBENZENE	11.772	91	670135	9.17	PPBV		100
80)	M,P-XYLENE	12.209	91	1042817	18.69	PPBV	#	66
81)	O-XYLENE	13.164	91	534554	9.33	PPBV		99
82)	STYRENE	12.946	104	395900	9.81	PPBV		99
83)	NONANE	14.286	43	344018	10.24	PPBV	#	83
84)	BROMOFORM	12.020	173	284314	10.83	PPBV	#	97
85)	1,1,2,2-TETRACHLOROETHANE	13.171	83	406125	10.26	PPBV		99
86)	1,2,3-TRICHLOROPROPANE	13.460	75	296019	9.67	PPBV	#	100
88)	ISOPROPYLBENZENE	14.701	120	214458	9.65	PPBV		97
89)	BROMOBENZENE	14.576	77	349213	9.22	PPBV		95
90)	2-CHLOROTOLUENE	15.724	126	198535	10.27	PPBV		100
91)	N-PROPYLBENZENE	16.036	120	221286	10.06	PPBV		99
92)	4-ETHYLTOLUENE	16.315	105	793164	10.27	PPBV		99
93)	1,3,5-TRIMETHYLBENZENE	16.447	105	670756	10.15	PPBV		98
94)	ALPHA-METHYLSTYRENE	16.627	118	317353	9.61	PPBV		98
95)	TERT-BUTYLBENZENE	16.872	134	175194	10.12	PPBV		95
96)	1,2,4-TRIMETHYLBENZENE	16.881	105	705409	10.31	PPBV		96
97)	BENZYL CHLORIDE	16.962	91	327811	6.39	PPBV		99
98)	M-DICHLOROBENZENE	16.939	146	456576	10.09	PPBV		98
99)	P-DICHLOROBENZENE	17.020	146	448750	9.89	PPBV		98
100)	O-DICHLOROBENZENE	17.302	146	455380	10.06	PPBV		99
101)	SEC-BUTYLBENZENE	17.142	134	224149	10.59	PPBV		88
102)	1,2,3-TRIMETHYLBENZENE	17.251	105	685702	10.26	PPBV		99
103)	P-ISOPROPYLTOLUENE	17.315	134	253535	10.81	PPBV		91
104)	N-BUTYLBENZENE	17.653	134	239741	10.92	PPBV		92
105)	HEXACHLOROETHANE	17.833	117	267546	9.97	PPBV	#	89
106)	HEXACHLOROBUTADIENE	18.862	225	338320	9.22	PPBV		99
107)	1,2,4-TRICHLOROBENZENE	18.556	180	318373	7.34	PPBV		97
108)	NAPHTHALENE	18.605	128	1010494	9.13	PPBV		100

(#) = qualifier out of range (m) = manual integration (+) = signals summed

Quantitation Report (QT Reviewed)

Data Path : C:\msdchem\1\data\7w\
Data File : 7w01099.D
Acq On : 20 Mar 2023 4:08 pm
Operator : thomash
Sample : bsd
Misc : MS67390,V7W0051,,,,,1
ALS Vial : 2 Sample Multiplier: 1

Quant Time: Mar 21 11:48:30 2023
Quant Method : C:\msdchem\1\methods\M7W0005.M
Quant Title : TO15 by GCMS w/DB-1, 30m X 0.25mm ID X 0.5 um
QLast Update : Wed Dec 07 14:36:34 2022
Response via : Initial Calibration

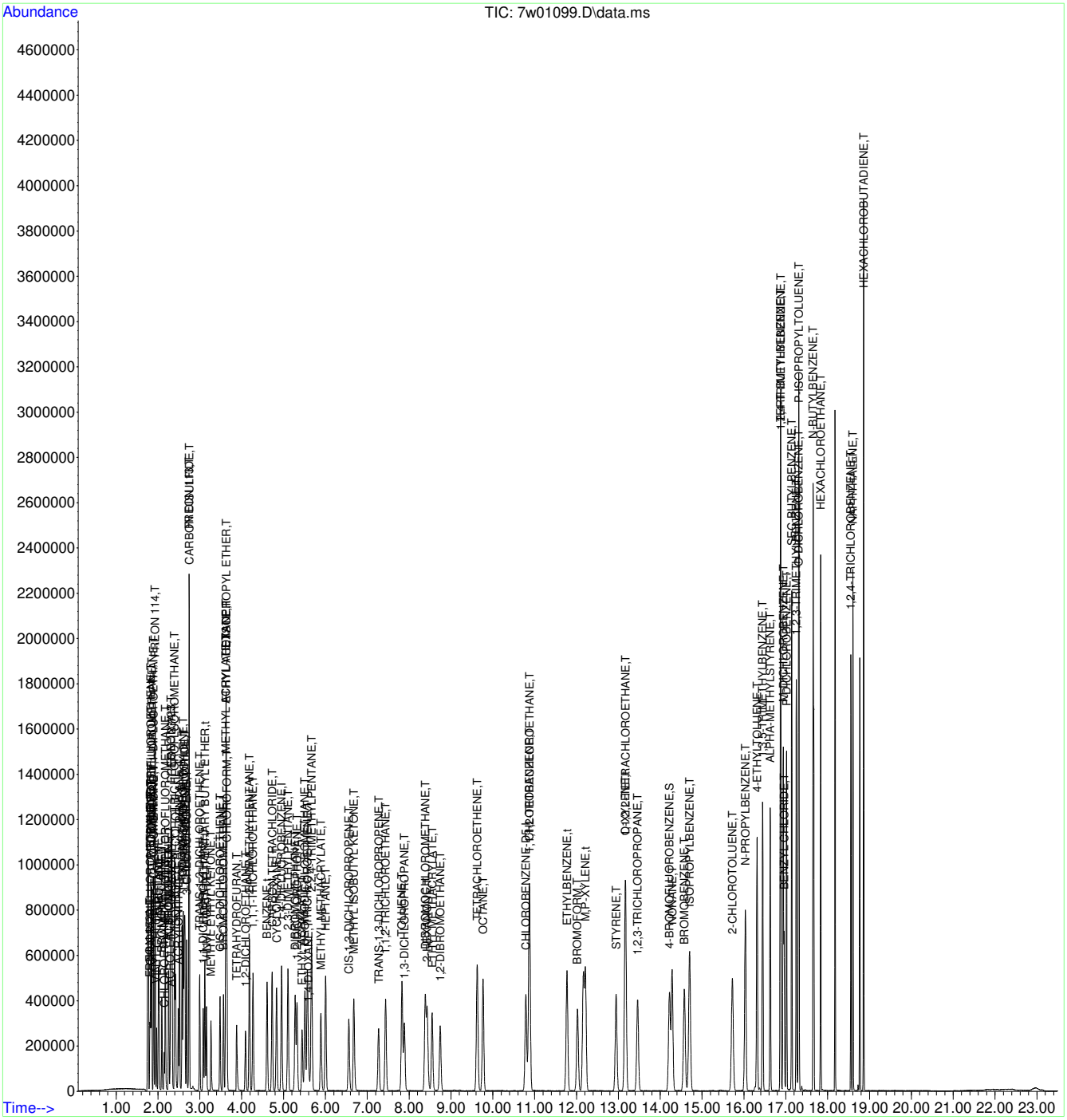

Manual Integration Approval Summary

Sample Number:	V7W51-BSD	**Method:**	TO-15
Lab FileID:	7W01099.D	**Analyst approved:**	03/21/23 12:03 William Cruser
Injection Time:	03/20/23 16:08	**Supervisor approved:**	03/21/23 13:15 Kanya Veerawat

Parameter	CAS	Sig#	R.T. (min.)	Reason
Freon 152A	75-37-6		1.80	Missed peak

Quantitation Report (Qedit)

```
Data Path : C:\msdchem\1\data\7w\
Data File : 7w01099.D
Acq On    : 20 Mar 2023   4:08 pm
Operator  : thomash
Sample    : bsd
Misc      : MS67390,V7W0051,,,,,1
ALS Vial  : 2   Sample Multiplier: 1

Quant Time: Mar 20 16:34:05 2023
Quant Method : C:\msdchem\1\methods\M7W0005.M
Quant Title  : TO15 by GCMS w/DB-1, 30m  X 0.25mm ID X 0.5 um
QLast Update : Wed Dec 07 14:36:34 2022
Response via : Initial Calibration
```

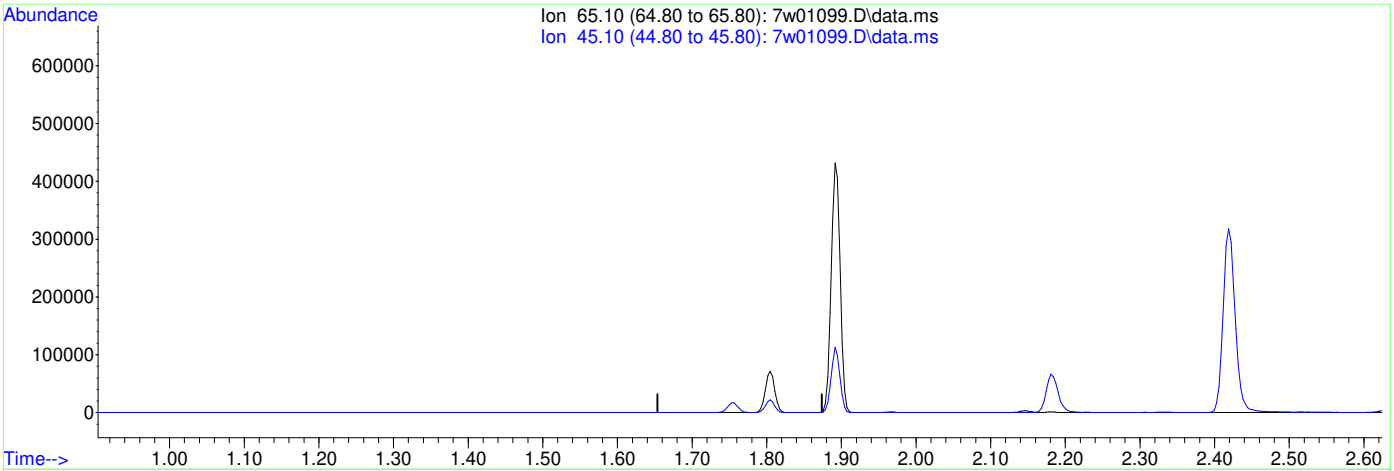

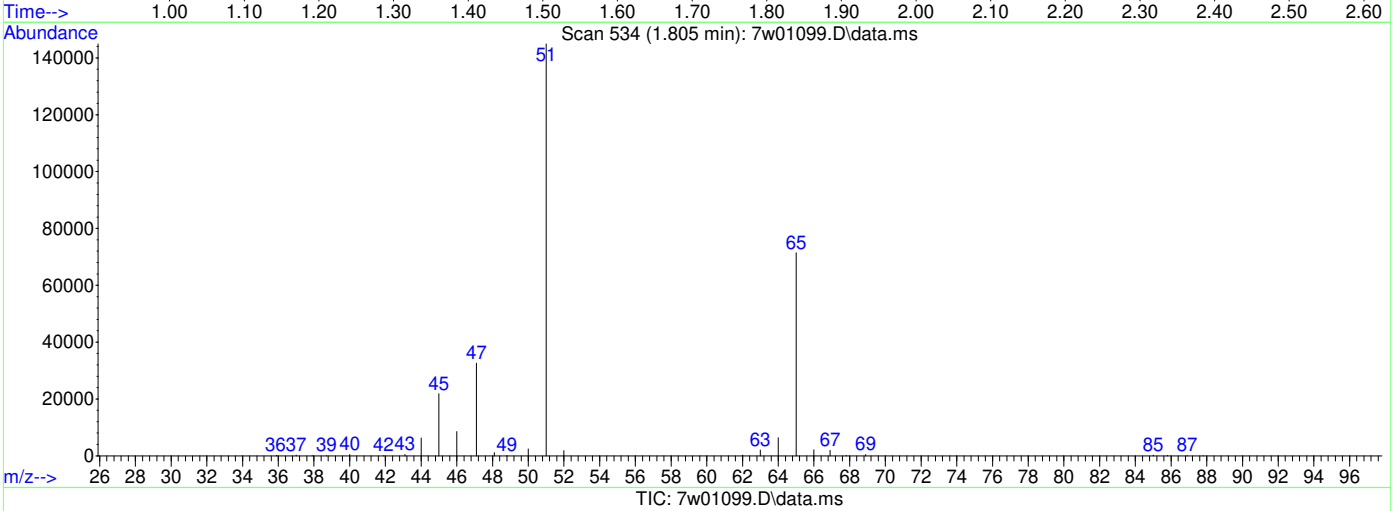

TIC: 7w01099.D\data.ms

(3) FREON 152A (T)

1.804min (-1.804) 0.00PPBV

response 0

Ion	Exp%	Act%
65.10	100	0.00
45.10	22.90	0.00#
0.00	0.00	0.00
0.00	0.00	0.00

Quantitation Report (Qedit)

Data Path : C:\msdchem\1\data\7w\
Data File : 7w01099.D
Acq On : 20 Mar 2023 4:08 pm
Operator : thomash
Sample : bsd
Misc : MS67390,V7W0051,,,,,1
ALS Vial : 2 Sample Multiplier: 1

Quant Time: Mar 20 16:34:05 2023
Quant Method : C:\msdchem\1\methods\M7W0005.M
Quant Title : TO15 by GCMS w/DB-1, 30m X 0.25mm ID X 0.5 um
QLast Update : Wed Dec 07 14:36:34 2022
Response via : Initial Calibration

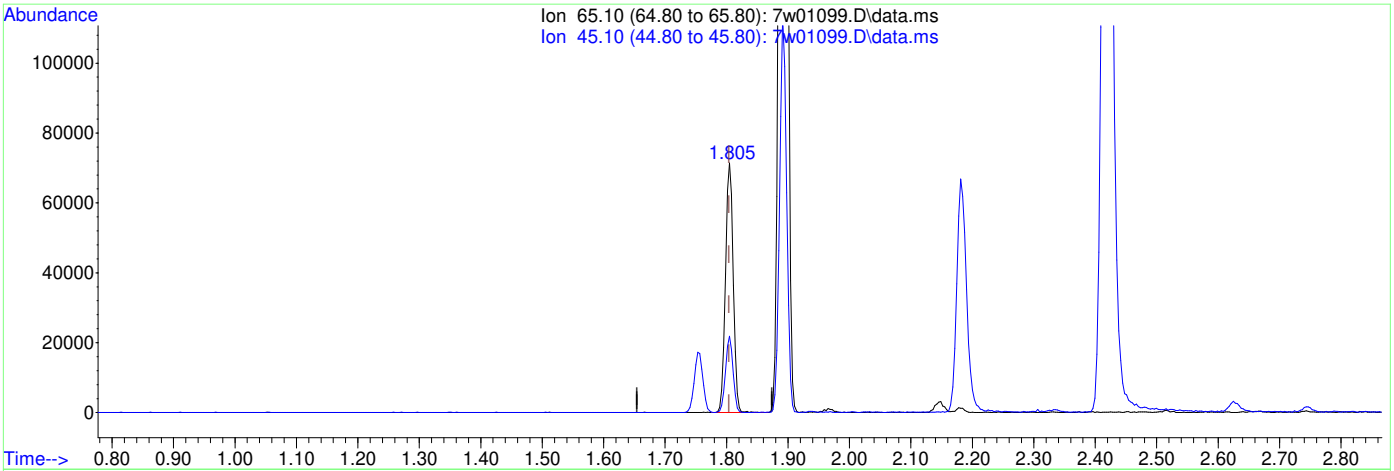

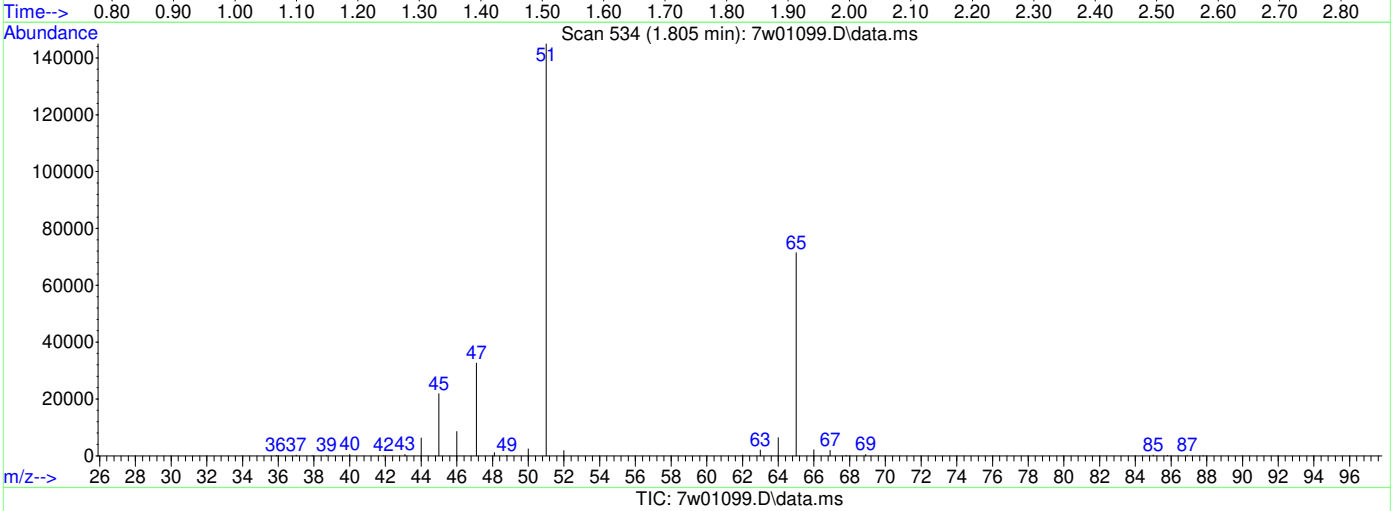

(3) FREON 152A (T)

1.805min (+0.001) 10.39PPBV m

response 62977

Ion	Exp%	Act%
65.10	100	100
45.10	22.90	0.00#
0.00	0.00	0.00
0.00	0.00	0.00

Quantitation Report (QT Reviewed)

Data Path : C:\msdchem\1\DATA\
Data File : 3w78863.D
Acq On : 18 Jan 2023 9:47 am
Operator : thomash
Sample : bs
Misc : MS65783,V3W3107,,,,,1
ALS Vial : 2 Sample Multiplier: 1

Quant Time: Jan 18 10:16:57 2023
Quant Method : C:\msdchem\1\METHODS\M3W3100.M
Quant Title : TO15 by GCMS w/Rtx-1, 60 m X 0.32mm ID X 1.0 um
QLast Update : Tue Jan 10 06:23:29 2023
Response via : Initial Calibration

Compound	R.T.	QIon	Response	Conc	Units	Dev(Min)
Internal Standards						
1) BROMOCHLOROMETHANE	7.952	128	89246	10.00	PPBV	# 0.00
51) 1,4-DIFLUOROBENZENE	9.667	114	521660	10.00	PPBV	0.00
70) CHLOROBENZENE-D5	13.926	82	295412	10.00	PPBV	0.00
109) BROMOCHLOROMETHANE (A)	7.952	128	89246	10.00	PPBV	# 0.00
System Monitoring Compounds						
85) 4-BROMOFLUOROBENZENE	15.575	95	335577	10.00	PPBV	0.00
Spiked Amount 10.000	Range 65 - 128		Recovery = 100.00%			
Target Compounds						Qvalue
3) FREON 152A	4.247	65	100516	9.62	PPBV	97
4) CHLORODIFLUOROMETHANE	4.284	67	50570	10.92	PPBV	99
5) CHLOROTRIFLUOROETHENE	4.314	116	216652	11.65	PPBV #	99
6) DICHLORODIFLUOROMETHANE	4.363	85	545640	11.60	PPBV	99
7) PROPYLENE	4.308	41	114432	7.88	PPBV	98
8) 1-CHLORO-1,1-DIFLUOROE...	4.466	65	328828	10.31	PPBV	93
9) FREON 114	4.551	85	313428	9.60	PPBV	85
10) CHLOROMETHANE	4.484	52	38885	8.28	PPBV	94
11) VINYL CHLORIDE	4.642	62	120345	9.21	PPBV	100
12) 1,3-BUTADIENE	4.740	54	86727	8.55	PPBV	98
13) n-BUTANE	4.776	43	160682	7.29	PPBV	98
14) BROMOMETHANE	4.941	94	89480	8.39	PPBV	94
15) CHLOROETHANE	5.062	64	53500	8.24	PPBV	97
16) DICHLOROFLUOROMETHANE	5.117	67	245012	9.54	PPBV	99
17) ACETONITRILE	5.306	41	84026	8.29	PPBV	99
18) ACROLEIN	5.403	56	43801	9.03	PPBV	94
19) FREON 123	5.415	83	232206	8.00	PPBV	94
20) FREON 123A	5.458	117	111562	7.10	PPBV #	73
21) TRICHLOROFLUOROMETHANE	5.628	101	401899	11.34	PPBV	99
22) ISOPROPYL ALCOHOL	5.677	45	303273	9.07	PPBV	98
23) ACETONE	5.500	58	70407	7.05	PPBV	92
24) PENTANE	5.883	42	155123	8.49	PPBV	96
25) IODOMETHANE	6.066	142	388385	11.17	PPBV	100
26) 1,1-DICHLOROETHYLENE	6.109	96	168546	11.01	PPBV	92
27) CARBON DISULFIDE	6.461	76	514085	11.23	PPBV	98
28) ETHANOL	5.141	45	48686	7.58	PPBV	99
29) BROMOETHENE	5.324	106	76614	7.85	PPBV	98
30) ACRYLONITRILE	5.847	52	103710	9.59	PPBV	100
31) METHYLENE CHLORIDE	6.200	84	160277	10.22	PPBV	84
32) 3-CHLOROPROPENE	6.291	76	84927	11.41	PPBV #	72
33) FREON 113	6.388	151	243202	10.73	PPBV	90
34) TRANS-1,2-DICHLOROETHY...	6.942	96	183862	10.96	PPBV	92
35) TERTIARY BUTYL ALCOHOL	6.133	59	388200	10.05	PPBV	97
36) METHYL TERTIARY BUTYL ...	7.149	73	534967	11.18	PPBV	93
37) TETRAHYDROFURAN	8.433	72	92122	11.42	PPBV #	77
38) HEXANE	7.970	57	262495	10.00	PPBV	96
39) VINYL ACETATE	7.210	86	44556	12.91	PPBV #	40
40) 1,1-DICHLOROETHANE	7.106	63	322666	10.59	PPBV	98
41) METHYL ETHYL KETONE	7.435	72	93580	11.41	PPBV #	69
42) cis-1,2-DICHLOROETHYLENE	7.806	96	193246	11.71	PPBV	92
43) DIISOPROPYL ETHER	7.958	59	80428	10.12	PPBV #	79
44) ETHYL ACETATE	7.982	61	60580	10.89	PPBV #	79
45) METHYL ACRYLATE	7.976	55	321915	10.57	PPBV	97
46) CHLOROFORM	8.061	83	407629	11.22	PPBV	98
47) 2,4-DIMETHYLPENTANE	8.743	57	323674	9.54	PPBV	97
48) 1,1,1-TRICHLOROETHANE	8.937	97	408243	10.84	PPBV	99
49) CARBON TETRACHLORIDE	9.491	117	389087	11.31	PPBV	97

Quantitation Report (QT Reviewed)

Data Path : C:\msdchem\1\DATA\
Data File : 3w78863.D
Acq On : 18 Jan 2023 9:47 am
Operator : thomash
Sample : bs
Misc : MS65783,V3W3107,,,,,1
ALS Vial : 2 Sample Multiplier: 1

Quant Time: Jan 18 10:16:57 2023
Quant Method : C:\msdchem\1\METHODS\M3W3100.M
Quant Title : TO15 by GCMS w/Rtx-1, 60 m X 0.32mm ID X 1.0 um
QLast Update : Tue Jan 10 06:23:29 2023
Response via : Initial Calibration

	Compound	R.T.	QIon	Response	Conc	Units		Dev(Min)
50)	1,2-DICHLOROETHANE	8.712	62	271513	11.89	PPBV		99
52)	BENZENE	9.357	78	595107	10.16	PPBV		97
53)	CYCLOHEXANE	9.607	84	253859	10.72	PPBV	#	84
54)	2,3-DIMETHYLPENTANE	9.807	71	129798	10.20	PPBV	#	86
55)	TRICHLOROETHYLENE	10.331	95	257754	10.31	PPBV		92
56)	1,2-DICHLOROPROPANE	10.112	63	209795	9.42	PPBV		95
57)	DIBROMOMETHANE	10.093	174	195787	10.60	PPBV		96
58)	ETHYL ACRYLATE	10.093	55	413664	9.66	PPBV		98
59)	BROMODICHLOROMETHANE	10.300	83	458574	10.66	PPBV		99
60)	2,2,4-TRIMETHYLPENTANE	10.349	57	862657	9.14	PPBV		99
61)	1,4-DIOXANE	10.343	88	137172	11.71	PPBV	#	67
62)	HEPTANE	10.592	43	305803	8.03	PPBV		87
63)	METHYL METHACRYLATE	10.507	69	217279	10.15	PPBV	#	82
64)	METHYL ISOBUTYL KETONE	11.188	58	177315	9.41	PPBV	#	88
65)	cis-1,3-DICHLOROPROPENE	11.152	75	360706	10.63	PPBV		90
66)	TOLUENE	12.119	92	413660	9.88	PPBV		99
67)	1,3-DICHLOROPROPANE	12.144	76	348452	11.08	PPBV		99
68)	trans-1,3-DICHLOROPROPENE	11.663	75	339524	10.79	PPBV		92
69)	1,1,2-TRICHLOROETHANE	11.845	83	221576	10.53	PPBV		98
71)	2-HEXANONE	12.375	58	244781	10.22	PPBV		91
72)	ETHYL METHACRYLATE	12.381	69	376615	10.89	PPBV		89
73)	TETRACHLOROETHYLENE	13.263	164	235802	10.27	PPBV		97
74)	DIBROMOCHLOROMETHANE	12.551	129	388659	10.26	PPBV		100
75)	1,2-DIBROMOETHANE	12.801	107	377806	11.66	PPBV		99
76)	OCTANE	13.099	43	424151	7.97	PPBV		87
77)	1,1,1,2-TETRACHLOROETHANE	13.950	131	254591	9.68	PPBV		89
78)	CHLOROBENZENE	13.975	112	520821	10.88	PPBV		99
79)	ETHYLBENZENE	14.364	91	937470	10.47	PPBV		99
80)	m,p-XYLENE	14.559	106	672183	20.84	PPBV		97
81)	o-XYLENE	15.070	106	316230	10.18	PPBV		95
82)	STYRENE	14.948	104	540447	11.50	PPBV		99
83)	NONANE	15.301	43	435814	8.15	PPBV		91
84)	BROMOFORM	14.650	173	359374	11.04	PPBV		99
86)	1,1,2,2-TETRACHLOROETHANE	15.064	83	542768	11.16	PPBV		99
87)	1,2,3-TRICHLOROPROPANE	15.204	75	434997	11.08	PPBV		100
88)	ISOPROPYLBENZENE	15.727	105	974314	10.49	PPBV	#	1
89)	BROMOBENZENE	15.830	77	529266	10.90	PPBV		95
90)	2-CHLOROTOLUENE	16.280	126	228955	10.53	PPBV		99
91)	n-PROPYLBENZENE	16.317	120	256262	10.69	PPBV		98
92)	4-ETHYLTOLUENE	16.487	105	968210	11.16	PPBV		98
93)	1,3,5-TRIMETHYLBENZENE	16.578	105	818415	11.07	PPBV		96
94)	ALPHA-METHYLSTYRENE	16.767	118	397387	11.63	PPBV		97
95)	tert-BUTYLBENZENE	17.047	134	140459	8.87	PPBV	#	86
96)	1,2,4-TRIMETHYLBENZENE	17.059	105	768088	10.68	PPBV		94
97)	m-DICHLOROBENZENE	17.235	146	436690	10.94	PPBV		97
98)	BENZYL CHLORIDE	17.217	91	736275	11.79	PPBV		97
99)	p-DICHLOROBENZENE	17.315	146	447225	11.62	PPBV		97
100)	sec-BUTYLBENZENE	17.369	134	195889	9.57	PPBV	#	77
101)	1,2,3-Trimethylbenzene	17.558	105	771876	10.39	PPBV		96
102)	p-ISOPROPYLTOLUENE	17.558	134	196992	9.02	PPBV	#	86
103)	o-DICHLOROBENZENE	17.716	146	452412	10.74	PPBV		97
104)	n-BUTYLBENZENE	18.051	134	207606	10.72	PPBV	#	71
105)	HEXACHLOROETHANE	18.495	117	325171	10.13	PPBV		97
106)	HEXACHLOROBUTADIENE	20.235	225	416051	11.52	PPBV		99
107)	1,2,4-TRICHLOROBENZENE	19.711	180	382655	13.22	PPBV		98
108)	NAPHTHALENE	19.833	128	963304	13.40	PPBV		100
110)	TVHC as equiv Pentane	5.883	TIC	1018223	9.47	PPBV		100

Quantitation Report (QT Reviewed)

Data Path : C:\msdchem\1\DATA\
Data File : 3w78863.D
Acq On : 18 Jan 2023 9:47 am
Operator : thomash
Sample : bs
Misc : MS65783,V3W3107,,,,,1
ALS Vial : 2 Sample Multiplier: 1

Quant Time: Jan 18 10:16:57 2023
Quant Method : C:\msdchem\1\METHODS\M3W3100.M
Quant Title : TO15 by GCMS w/Rtx-1, 60 m X 0.32mm ID X 1.0 um
QLast Update : Tue Jan 10 06:23:29 2023
Response via : Initial Calibration

Compound	R.T.	QIon	Response	Conc	Units	Dev(Min)

(#) = qualifier out of range (m) = manual integration (+) = signals summed

Quantitation Report (QT Reviewed)

Data Path : C:\msdchem\1\DATA\
Data File : 3w78863.D
Acq On : 18 Jan 2023 9:47 am
Operator : thomash
Sample : bs
Misc : MS65783,V3W3107,,,,,1
ALS Vial : 2 Sample Multiplier: 1

Quant Time: Jan 18 10:16:57 2023
Quant Method : C:\msdchem\1\METHODS\M3W3100.M
Quant Title : TO15 by GCMS w/Rtx-1, 60 m X 0.32mm ID X 1.0 um
QLast Update : Tue Jan 10 06:23:29 2023
Response via : Initial Calibration

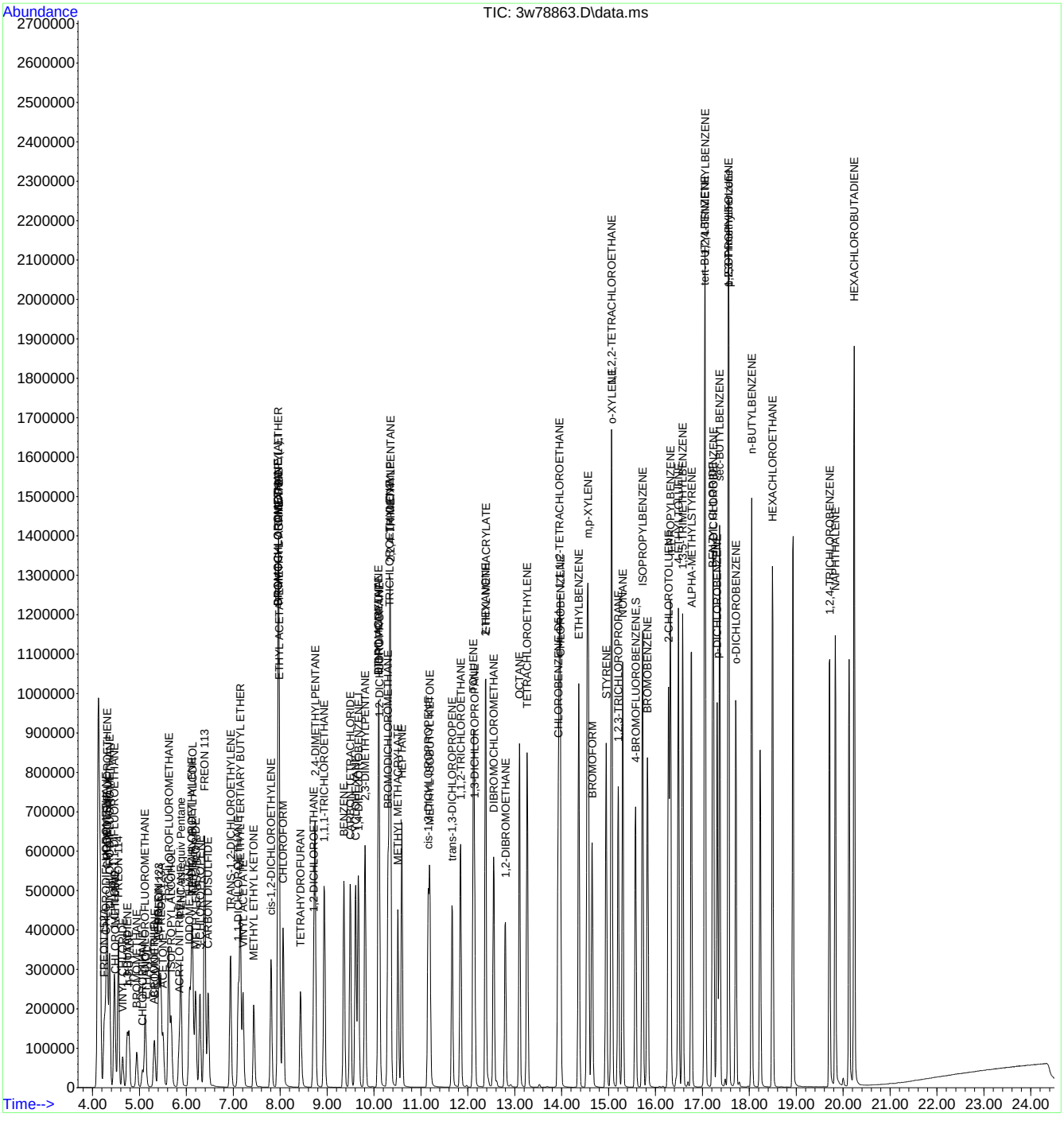

Quantitation Report (QT Reviewed)

Data Path : C:\msdchem\1\DATA\
Data File : 3w78864.D
Acq On : 18 Jan 2023 10:26 am
Operator : thomash
Sample : bsd
Misc : MS65783,V3W3107,,,,,1
ALS Vial : 2 Sample Multiplier: 1

Quant Time: Jan 18 10:51:35 2023
Quant Method : C:\msdchem\1\METHODS\M3W3100.M
Quant Title : TO15 by GCMS w/Rtx-1, 60 m X 0.32mm ID X 1.0 um
QLast Update : Tue Jan 10 06:23:29 2023
Response via : Initial Calibration

Compound	R.T.	QIon	Response	Conc	Units	Dev(Min)
Internal Standards						
1) BROMOCHLOROMETHANE	7.952	128	88783	10.00	PPBV	# 0.00
51) 1,4-DIFLUOROBENZENE	9.667	114	517719	10.00	PPBV	0.00
70) CHLOROBENZENE-D5	13.926	82	301708	10.00	PPBV	0.00
109) BROMOCHLOROMETHANE (A)	7.952	128	88783	10.00	PPBV	# 0.00
System Monitoring Compounds						
85) 4-BROMOFLUOROBENZENE	15.575	95	346294	10.10	PPBV	0.00
Spiked Amount 10.000	Range 65 - 128		Recovery = 101.00%			
Target Compounds						Qvalue
3) FREON 152A	4.253	65	101235	9.74	PPBV	96
4) CHLORODIFLUOROMETHANE	4.283	67	50214	10.89	PPBV	100
5) CHLOROTRIFLUOROETHENE	4.314	116	214254	11.58	PPBV #	99
6) DICHLORODIFLUOROMETHANE	4.363	85	542151	11.59	PPBV	99
7) PROPYLENE	4.308	41	115614	8.00	PPBV	98
8) 1-CHLORO-1,1-DIFLUOROE...	4.466	65	321198	10.12	PPBV	93
9) FREON 114	4.551	85	312440	9.62	PPBV	85
10) CHLOROMETHANE	4.484	52	38458	8.23	PPBV #	85
11) VINYL CHLORIDE	4.642	62	119653	9.21	PPBV	100
12) 1,3-BUTADIENE	4.740	54	85853	8.51	PPBV	98
13) n-BUTANE	4.782	43	158780	7.24	PPBV	98
14) BROMOMETHANE	4.947	94	87743	8.27	PPBV	95
15) CHLOROETHANE	5.068	64	52213	8.09	PPBV	97
16) DICHLOROFLUOROMETHANE	5.123	67	243763	9.55	PPBV	99
17) ACETONITRILE	5.312	41	83932	8.32	PPBV	99
18) ACROLEIN	5.403	56	45458	9.42	PPBV	100
19) FREON 123	5.415	83	245008	8.49	PPBV	93
20) FREON 123A	5.458	117	128001	8.18	PPBV #	81
21) TRICHLOROFLUOROMETHANE	5.628	101	403142	11.43	PPBV	100
22) ISOPROPYL ALCOHOL	5.677	45	303712	9.13	PPBV	99
23) ACETONE	5.506	58	71083	7.15	PPBV #	90
24) PENTANE	5.883	42	156666	8.62	PPBV	97
25) IODOMETHANE	6.066	142	388171	11.22	PPBV	100
26) 1,1-DICHLOROETHYLENE	6.115	96	168171	11.05	PPBV	92
27) CARBON DISULFIDE	6.467	76	515877	11.33	PPBV	98
28) ETHANOL	5.147	45	48822	7.64	PPBV	99
29) BROMOETHENE	5.324	106	75816	7.80	PPBV	97
30) ACRYLONITRILE	5.847	52	103951	9.67	PPBV	100
31) METHYLENE CHLORIDE	6.200	84	160690	10.30	PPBV	84
32) 3-CHLOROPROPENE	6.291	76	85778	11.58	PPBV #	71
33) FREON 113	6.394	151	241730	10.72	PPBV	90
34) TRANS-1,2-DICHLOROETHY...	6.942	96	184692	11.07	PPBV	92
35) TERTIARY BUTYL ALCOHOL	6.139	59	388932	10.12	PPBV	97
36) METHYL TERTIARY BUTYL ...	7.149	73	536652	11.27	PPBV	93
37) TETRAHYDROFURAN	8.432	72	92558	11.54	PPBV #	77
38) HEXANE	7.970	57	261874	10.03	PPBV	96
39) VINYL ACETATE	7.210	86	44145	12.86	PPBV #	43
40) 1,1-DICHLOROETHANE	7.112	63	323684	10.68	PPBV	99
41) METHYL ETHYL KETONE	7.441	72	92541	11.34	PPBV #	68
42) cis-1,2-DICHLOROETHYLENE	7.806	96	193321	11.78	PPBV	93
43) DIISOPROPYL ETHER	7.964	59	79574	10.07	PPBV #	81
44) ETHYL ACETATE	7.982	61	61841	11.18	PPBV #	73
45) METHYL ACRYLATE	7.982	55	319217	10.53	PPBV	96
46) CHLOROFORM	8.061	83	406064	11.23	PPBV	97
47) 2,4-DIMETHYLPENTANE	8.749	57	321585	9.53	PPBV	97
48) 1,1,1-TRICHLOROETHANE	8.943	97	404323	10.79	PPBV	99
49) CARBON TETRACHLORIDE	9.497	117	384109	11.22	PPBV	97

Quantitation Report (QT Reviewed)

Data Path : C:\msdchem\1\DATA\
Data File : 3w78864.D
Acq On : 18 Jan 2023 10:26 am
Operator : thomash
Sample : bsd
Misc : MS65783,V3W3107,,,,,1
ALS Vial : 2 Sample Multiplier: 1

Quant Time: Jan 18 10:51:35 2023
Quant Method : C:\msdchem\1\METHODS\M3W3100.M
Quant Title : TO15 by GCMS w/Rtx-1, 60 m X 0.32mm ID X 1.0 um
QLast Update : Tue Jan 10 06:23:29 2023
Response via : Initial Calibration

	Compound	R.T.	QIon	Response	Conc	Units		Dev(Min)
50)	1,2-DICHLOROETHANE	8.718	62	269558	11.86	PPBV		99
52)	BENZENE	9.363	78	589984	10.15	PPBV		97
53)	CYCLOHEXANE	9.607	84	248859	10.59	PPBV	#	85
54)	2,3-DIMETHYLPENTANE	9.807	71	128468	10.18	PPBV	#	86
55)	TRICHLOROETHYLENE	10.337	95	256202	10.32	PPBV		92
56)	1,2-DICHLOROPROPANE	10.118	63	208829	9.45	PPBV		95
57)	DIBROMOMETHANE	10.093	174	193892	10.57	PPBV		96
58)	ETHYL ACRYLATE	10.093	55	412499	9.70	PPBV		98
59)	BROMODICHLOROMETHANE	10.300	83	456616	10.70	PPBV		99
60)	2,2,4-TRIMETHYLPENTANE	10.349	57	863477	9.22	PPBV		99
61)	1,4-DIOXANE	10.343	88	136746	11.76	PPBV	#	67
62)	HEPTANE	10.592	43	304653	8.07	PPBV		87
63)	METHYL METHACRYLATE	10.507	69	216313	10.18	PPBV	#	83
64)	METHYL ISOBUTYL KETONE	11.188	58	177082	9.47	PPBV	#	88
65)	cis-1,3-DICHLOROPROPENE	11.158	75	358758	10.66	PPBV		90
66)	TOLUENE	12.119	92	411650	9.91	PPBV		99
67)	1,3-DICHLOROPROPANE	12.143	76	346630	11.11	PPBV		99
68)	trans-1,3-DICHLOROPROPENE	11.663	75	335872	10.76	PPBV		91
69)	1,1,2-TRICHLOROETHANE	11.845	83	220665	10.56	PPBV		99
71)	2-HEXANONE	12.375	58	244538	9.99	PPBV		90
72)	ETHYL METHACRYLATE	12.381	69	372168	10.54	PPBV		88
73)	TETRACHLOROETHYLENE	13.263	164	233204	9.94	PPBV		97
74)	DIBROMOCHLOROMETHANE	12.551	129	383442	9.91	PPBV		99
75)	1,2-DIBROMOETHANE	12.800	107	372161	11.24	PPBV		99
76)	OCTANE	13.099	43	423387	7.79	PPBV		87
77)	1,1,1,2-TETRACHLOROETHANE	13.950	131	250137	9.31	PPBV		89
78)	CHLOROBENZENE	13.975	112	515539	10.55	PPBV		99
79)	ETHYLBENZENE	14.364	91	934531	10.22	PPBV		99
80)	m,p-XYLENE	14.559	106	668845	20.30	PPBV		96
81)	o-XYLENE	15.070	106	312635	9.85	PPBV		95
82)	STYRENE	14.948	104	539066	11.23	PPBV		99
83)	NONANE	15.301	43	437787	8.02	PPBV		91
84)	BROMOFORM	14.650	173	356747	10.73	PPBV		99
86)	1,1,2,2-TETRACHLOROETHANE	15.064	83	535069	10.77	PPBV		99
87)	1,2,3-TRICHLOROPROPANE	15.203	75	435212	10.86	PPBV		100
88)	ISOPROPYLBENZENE	15.727	105	967547	10.20	PPBV	#	1
89)	BROMOBENZENE	15.830	77	531714	10.72	PPBV		94
90)	2-CHLOROTOLUENE	16.280	126	227928	10.26	PPBV		99
91)	n-PROPYLBENZENE	16.317	120	252931	10.33	PPBV		98
92)	4-ETHYLTOLUENE	16.487	105	953911	10.76	PPBV		98
93)	1,3,5-TRIMETHYLBENZENE	16.578	105	804270	10.65	PPBV		97
94)	ALPHA-METHYLSTYRENE	16.767	118	392051	11.24	PPBV		97
95)	tert-BUTYLBENZENE	17.047	134	137293	8.49	PPBV	#	85
96)	1,2,4-TRIMETHYLBENZENE	17.059	105	756471	10.30	PPBV		94
97)	m-DICHLOROBENZENE	17.235	146	425307	10.43	PPBV		97
98)	BENZYL CHLORIDE	17.217	91	720476	11.29	PPBV		97
99)	p-DICHLOROBENZENE	17.314	146	434969	11.06	PPBV		97
100)	sec-BUTYLBENZENE	17.369	134	192980	9.23	PPBV	#	76
101)	1,2,3-Trimethylbenzene	17.558	105	756471	9.97	PPBV		95
102)	p-ISOPROPYLTOLUENE	17.558	134	193165	8.66	PPBV	#	85
103)	o-DICHLOROBENZENE	17.716	146	439933	10.23	PPBV		97
104)	n-BUTYLBENZENE	18.051	134	204643	10.35	PPBV	#	71
105)	HEXACHLOROETHANE	18.495	117	318208	9.71	PPBV		97
106)	HEXACHLOROBUTADIENE	20.235	225	408826	11.08	PPBV		99
107)	1,2,4-TRICHLOROBENZENE	19.711	180	381681	12.91	PPBV		99
108)	NAPHTHALENE	19.833	128	953723	12.99	PPBV		100
110)	TVHC as equiv Pentane	5.883	TIC	1024185	9.57	PPBV		100

Quantitation Report (QT Reviewed)

Data Path : C:\msdchem\1\DATA\
Data File : 3w78864.D
Acq On : 18 Jan 2023 10:26 am
Operator : thomash
Sample : bsd
Misc : MS65783,V3W3107,,,,,1
ALS Vial : 2 Sample Multiplier: 1

Quant Time: Jan 18 10:51:35 2023
Quant Method : C:\msdchem\1\METHODS\M3W3100.M
Quant Title : TO15 by GCMS w/Rtx-1, 60 m X 0.32mm ID X 1.0 um
QLast Update : Tue Jan 10 06:23:29 2023
Response via : Initial Calibration

Compound	R.T.	QIon	Response	Conc	Units	Dev(Min)

(#) = qualifier out of range (m) = manual integration (+) = signals summed

Quantitation Report (QT Reviewed)

Data Path : C:\msdchem\1\DATA\
Data File : 3w78864.D
Acq On : 18 Jan 2023 10:26 am
Operator : thomash
Sample : bsd
Misc : MS65783,V3W3107,,,,,1
ALS Vial : 2 Sample Multiplier: 1

Quant Time: Jan 18 10:51:35 2023
Quant Method : C:\msdchem\1\METHODS\M3W3100.M
Quant Title : TO15 by GCMS w/Rtx-1, 60 m X 0.32mm ID X 1.0 um
QLast Update : Tue Jan 10 06:23:29 2023
Response via : Initial Calibration

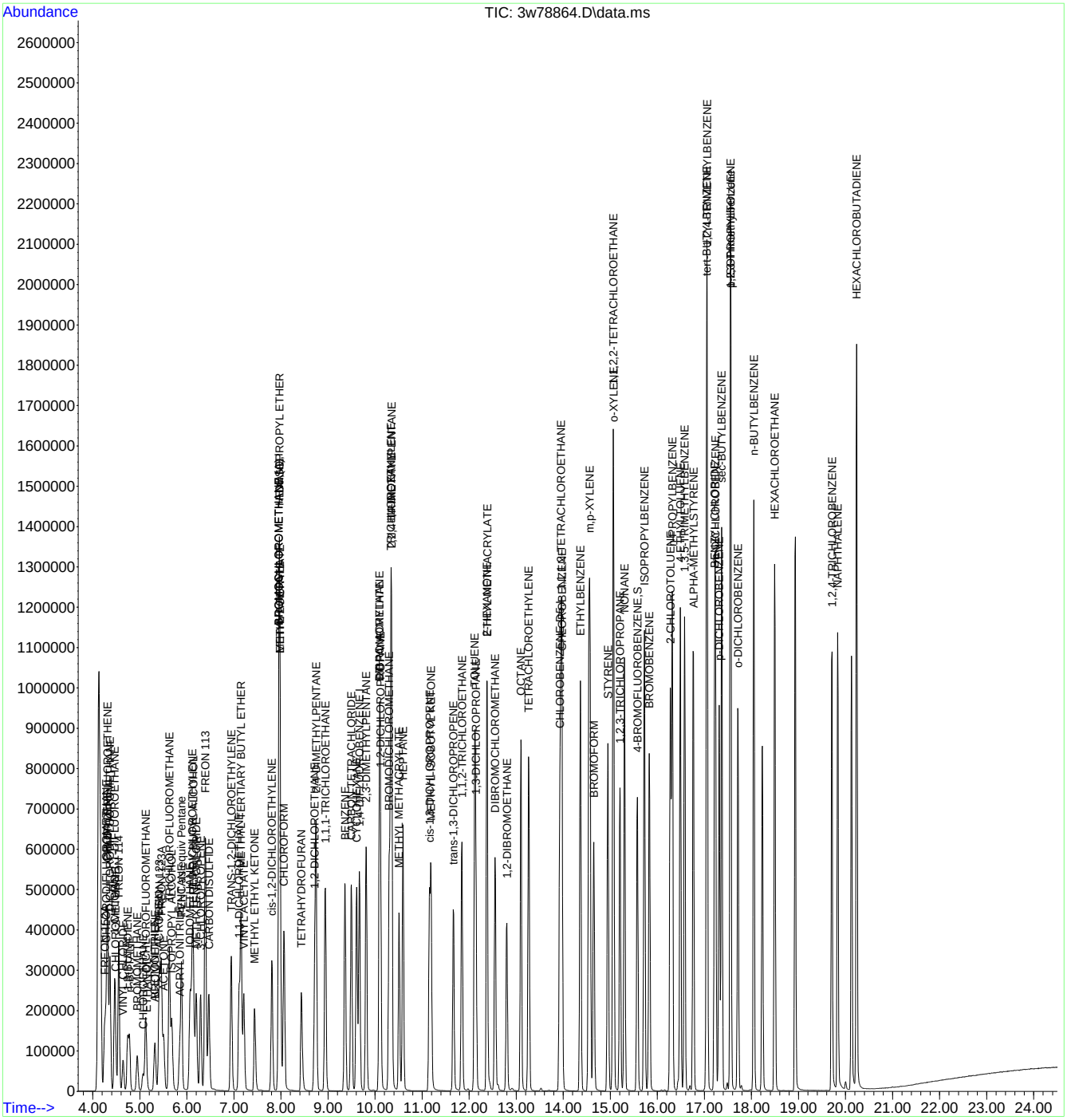

Manual Integrations APPROVED (compounds with "m" flag)
Kanya Veerawat 01/25/23 15:30

Quantitation Report (QT Reviewed)

Data Path : C:\msdchem\1\DATA\
Data File : 2w62993.D
Acq On : 24 Jan 2023 11:17 am
Operator : thomash
Sample : bs
Misc : MS65783,V2w2802,,,,,1
ALS Vial : 2 Sample Multiplier: 1

Quant Time: Jan 25 13:59:51 2023
Quant Method : C:\msdchem\1\METHODS\M2W2776.M
Quant Title : TO15 by GCMS w/DB-1, 30m X 0.25mm ID X 0.5 um
QLast Update : Mon Dec 19 08:01:03 2022
Response via : Initial Calibration

Compound	R.T.	QIon	Response	Conc	Units		Dev(Min)
Internal Standards							
1) BROMOCHLOROMETHANE	3.441	128	48937	10.00	PPBV		0.00
52) 1,4-DIFLUOROBENZENE	4.766	114	252661	10.00	PPBV		0.00
76) CHLOROBENZENE-D5	10.444	117	245287	10.00	PPBV		0.00
System Monitoring Compounds							
87) 4-BROMOFLUOROBENZENE	13.827	95	185112	9.77	PPBV		0.00
Target Compounds							Qvalue
3) FREON 152A	1.753	65	39571m	10.70	PPBV		
4) CHLORODIFLUOROMETHANE	1.766	67	18872	9.64	PPBV		99
5) CHLOROTRIFLUOROETHENE	1.779	116	94074	10.11	PPBV		91
6) DICHLORODIFLUOROMETHANE	1.795	85	199990	8.22	PPBV		99
7) PROPYLENE	1.776	41	52077	11.52	PPBV		99
8) 1-CHLORO-1,1-DIFLUOROE...	1.837	65	137560	7.68	PPBV		96
9) FREON 114	1.875	85	169376	8.35	PPBV		98
10) CHLOROMETHANE	1.843	52	20580	10.27	PPBV		99
11) VINYL CHLORIDE	1.911	62	70480	9.64	PPBV		99
12) 1,3-BUTADIENE	1.953	54	56321	10.09	PPBV		96
13) N-BUTANE	1.969	43	99290	9.90	PPBV		95
14) BROMOMETHANE	2.033	94	62421	8.72	PPBV		98
15) CHLOROETHANE	2.084	64	37146	9.78	PPBV		96
16) DICHLOROFLUOROMETHANE	2.110	67	148180	9.10	PPBV		97
17) ACETONITRILE	2.187	41	60158	10.40	PPBV		98
18) ACROLEIN	2.226	56	34307	10.54	PPBV		97
19) FREON 123	2.242	83	153310	8.59	PPBV		98
20) FREON 123A	2.258	117	90076	8.45	PPBV		91
21) TRICHLOROFLUOROMETHANE	2.329	101	178885	7.70	PPBV		99
22) ISOPROPYL ALCOHOL	2.354	45	136347	9.18	PPBV		95
23) ACETONE	2.271	58	37622	9.05	PPBV		97
24) PENTANE	2.445	42	71606	9.20	PPBV		92
25) IODOMETHANE	2.506	142	171084	8.01	PPBV		99
26) 1,1-DICHLOROETHYLENE	2.531	96	70420	8.00	PPBV		80
27) CARBON DISULFIDE	2.666	76	212091	8.56	PPBV	#	91
28) ETHANOL	2.120	45	31186	8.94	PPBV		98
29) BROMOETHENE	2.194	106	63362	8.69	PPBV		99
30) ACRYLONITRILE	2.416	52	53855	10.05	PPBV		99
31) METHYLENE CHLORIDE	2.567	84	65509	7.06	PPBV		83
32) 3-CHLOROPROPENE	2.608	76	33806	7.83	PPBV	#	74
33) FREON 113	2.663	151	108530	7.57	PPBV		97
34) TRANS-1,2-DICHLOROETHENE	2.901	96	78304	9.99	PPBV		95
35) TERTIARY BUTYL ALCOHOL	2.563	59	167548	7.53	PPBV	#	96
36) METHYL TERTIARY BUTYL ...	3.020	73	193723	8.72	PPBV		100
37) TETRAHYDROFURAN	3.743	72	36362	10.23	PPBV		89
38) HEXANE	3.493	57	133039	10.17	PPBV		95
39) VINYL ACETATE	3.055	86	17003	9.84	PPBV		90
40) 1,1-DICHLOROETHANE	2.981	63	129254	9.88	PPBV		99
41) METHYL ETHYL KETONE	3.162	72	37513	9.99	PPBV		98
42) CIS-1,2-DICHLOROETHENE	3.361	96	80527	9.96	PPBV		98
43) DIISOPROPYL ETHER	3.502	59	39025	10.29	PPBV		89

Quantitation Report (QT Reviewed)

Data Path : C:\msdchem\1\DATA\
Data File : 2w62993.D
Acq On : 24 Jan 2023 11:17 am
Operator : thomash
Sample : bs
Misc : MS65783,V2w2802,,,,,1
ALS Vial : 2 Sample Multiplier: 1

Quant Time: Jan 25 13:59:51 2023
Quant Method : C:\msdchem\1\METHODS\M2W2776.M
Quant Title : TO15 by GCMS w/DB-1, 30m X 0.25mm ID X 0.5 um
QLast Update : Mon Dec 19 08:01:03 2022
Response via : Initial Calibration

Compound	R.T.	QIon	Response	Conc	Units		Dev(Min)
44) ETHYL ACETATE	3.506	61	27065	10.28	PPBV		91
45) METHYL ACRYLATE	3.493	55	161753	10.52	PPBV	#	99
46) CHLOROFORM	3.515	83	159914	9.13	PPBV		98
47) 2,4-DIMETHYLPENTANE	4.030	57	154152	10.57	PPBV		99
48) 1,1,1-TRICHLOROETHANE	4.110	97	160251	8.86	PPBV		99
49) CARBON TETRACHLORIDE	4.547	117	170067	9.61	PPBV		99
50) 1,2-DICHLOROETHANE	3.940	62	107802	8.55	PPBV		99
51) BENZENE	4.432	78	231036	9.16	PPBV		99
53) CYCLOHEXANE	4.647	84	100498	9.51	PPBV		93
54) 2,3-DIMETHYLPENTANE	4.911	71	52152	9.88	PPBV		97
55) TRICHLOROETHENE	5.361	95	108032	9.50	PPBV		98
56) 1,2-DICHLOROPROPANE	5.116	63	90110	10.26	PPBV		99
57) DIBROMOMETHANE	5.078	174	89403	8.61	PPBV		93
58) ETHYL ACRYLATE	5.245	55	202260	10.71	PPBV		99
59) BROMODICHLOROMETHANE	5.300	83	175790	9.56	PPBV		100
60) 2,2,4-TRIMETHYLPENTANE	5.454	57	422812	10.58	PPBV		100
61) 1,4-DIOXANE	5.386	88	57586	9.40	PPBV		96
62) HEPTANE	5.779	43	140742	10.12	PPBV		94
63) METHYL METHACRYLATE	5.676	69	89740	10.00	PPBV		94
64) METHYL ISOBUTYL KETONE	6.444	58	91721	10.52	PPBV		98
65) CIS-1,3-DICHLOROPROPENE	6.319	75	128398	9.28	PPBV		95
66) TOLUENE	7.547	91	298694	9.39	PPBV		98
67) 1,3-DICHLOROPROPANE	7.608	76	140643	9.40	PPBV		99
68) TRANS-1,3-DICHLOROPROPENE	7.007	75	112283	8.85	PPBV		95
69) 1,1,2-TRICHLOROETHANE	7.171	83	84402	9.50	PPBV		98
70) 2-HEXANONE	8.152	58	138380	10.50	PPBV		97
71) ETHYL METHACRYLATE	8.264	69	153805	10.15	PPBV		96
72) TETRACHLOROETHENE	9.306	164	106348	9.48	PPBV		92
73) DIBROMOCHLOROMETHANE	8.094	129	184136	10.54	PPBV		100
74) 1,2-DIBROMOETHANE	8.435	107	157999	9.45	PPBV		99
75) OCTANE	9.447	43	198811	10.14	PPBV		93
77) 1,1,1,2-TETRACHLOROETHANE	10.531	131	123730	9.18	PPBV		97
78) CHLOROBENZENE	10.525	112	242855	9.28	PPBV		100
79) ETHYLBENZENE	11.415	91	403126	8.47	PPBV		98
80) M,P-XYLENE	11.846	91	624577	16.81	PPBV		99
81) O-XYLENE	12.788	91	320540	8.37	PPBV		95
82) STYRENE	12.573	104	241009	9.26	PPBV		99
83) NONANE	13.907	43	213364	9.82	PPBV		95
84) BROMOFORM	11.656	173	157347	9.26	PPBV	#	99
85) 1,1,2,2-TETRACHLOROETHANE	12.795	83	229106	9.21	PPBV		99
86) 1,2,3-TRICHLOROPROPANE	13.078	75	171472	8.73	PPBV	#	100
88) ISOPROPYLBENZENE	14.306	120	121310	9.16	PPBV		99
89) BROMOBENZENE	14.180	77	216839	8.97	PPBV		90
90) 2-CHLOROTOLUENE	15.312	126	109024	9.29	PPBV		100
91) N-PROPYLBENZENE	15.653	120	127642	9.33	PPBV		100
92) 4-ETHYLTOLUENE	16.061	105	474680	9.73	PPBV		99
93) 1,3,5-TRIMETHYLBENZENE	16.235	105	387794	9.18	PPBV		100
94) ALPHA-METHYLSTYRENE	16.450	118	210631	10.21	PPBV		99
95) TERT-BUTYLBENZENE	16.714	134	92359	9.01	PPBV		89
96) 1,2,4-TRIMETHYLBENZENE	16.720	105	429312	9.48	PPBV		96

Quantitation Report (QT Reviewed)

Data Path : C:\msdchem\1\DATA\
Data File : 2w62993.D
Acq On : 24 Jan 2023 11:17 am
Operator : thomash
Sample : bs
Misc : MS65783,V2w2802,,,,,1
ALS Vial : 2 Sample Multiplier: 1

Quant Time: Jan 25 13:59:51 2023
Quant Method : C:\msdchem\1\METHODS\M2W2776.M
Quant Title : TO15 by GCMS w/DB-1, 30m X 0.25mm ID X 0.5 um
QLast Update : Mon Dec 19 08:01:03 2022
Response via : Initial Calibration

	Compound	R.T.	QIon	Response	Conc	Units	Dev(Min)
97)	BENZYL CHLORIDE	16.807	91	267593	7.22	PPBV	98
98)	M-DICHLOROBENZENE	16.782	146	290289	10.66	PPBV	97
99)	P-DICHLOROBENZENE	16.865	146	266230	9.58	PPBV	98
100)	O-DICHLOROBENZENE	17.164	146	252727	9.38	PPBV	98
101)	SEC-BUTYLBENZENE	17.000	134	117826	9.03	PPBV	95
102)	1,2,3-TRIMETHYLBENZENE	17.113	105	402712	9.07	PPBV	99
103)	P-ISOPROPYLTOLUENE	17.180	134	132217	9.21	PPBV	92
104)	N-BUTYLBENZENE	17.531	134	128391	9.31	PPBV	93
105)	HEXACHLOROETHANE	17.711	117	152330	9.19	PPBV	94
106)	HEXACHLOROBUTADIENE	18.759	225	175602	7.03	PPBV	99
107)	1,2,4-TRICHLOROBENZENE	18.447	180	246619	8.11	PPBV	98
108)	NAPHTHALENE	18.495	128	723790	8.93	PPBV	100

(#) = qualifier out of range (m) = manual integration (+) = signals summed

Quantitation Report (QT Reviewed)

Data Path : C:\msdchem\1\DATA\
Data File : 2w62993.D
Acq On : 24 Jan 2023 11:17 am
Operator : thomash
Sample : bs
Misc : MS65783,V2w2802,,,,,1
ALS Vial : 2 Sample Multiplier: 1

Quant Time: Jan 25 13:59:51 2023
Quant Method : C:\msdchem\1\METHODS\M2W2776.M
Quant Title : TO15 by GCMS w/DB-1, 30m X 0.25mm ID X 0.5 um
QLast Update : Mon Dec 19 08:01:03 2022
Response via : Initial Calibration

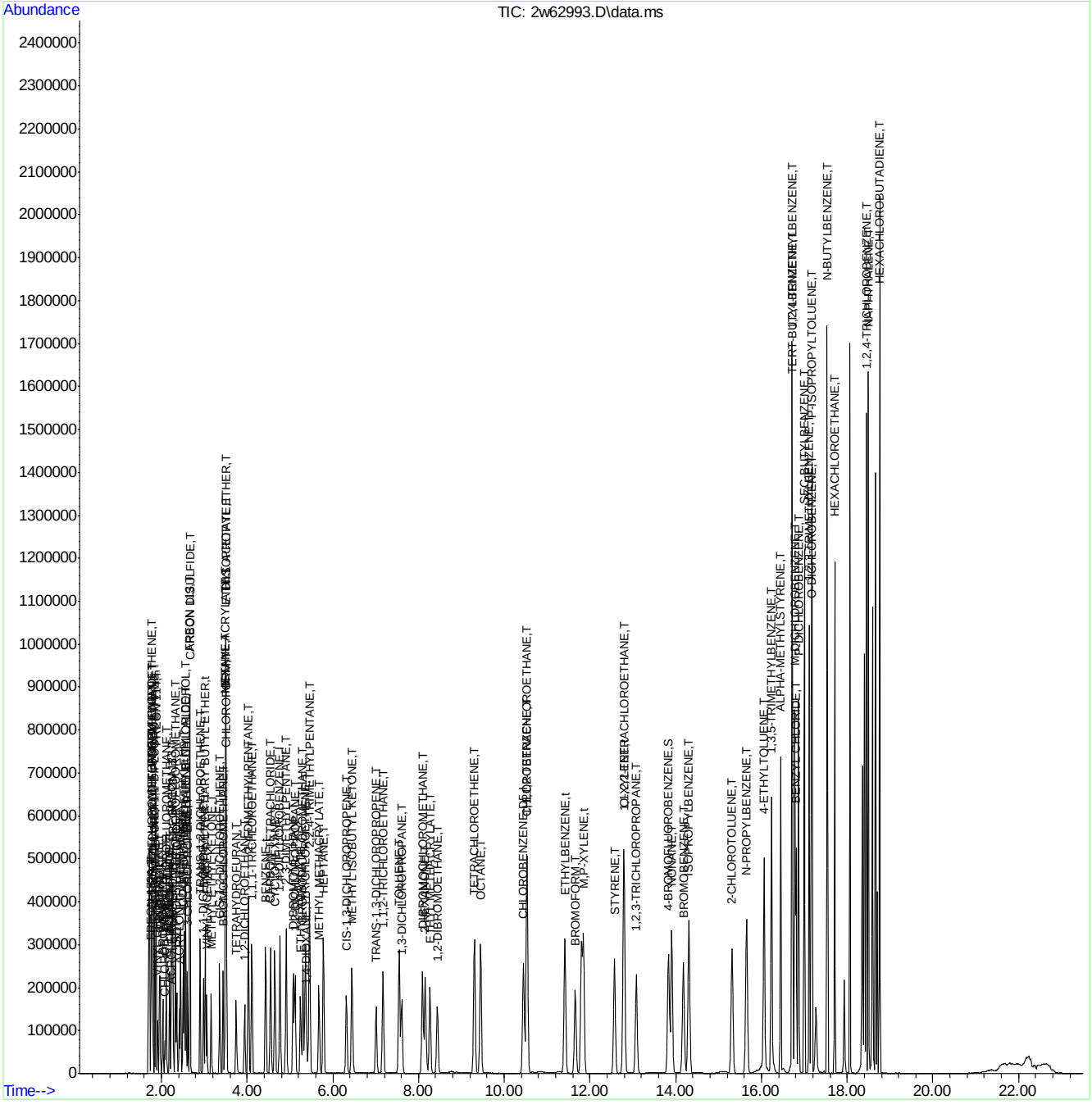

Manual Integration Approval Summary

Sample Number:	V2W2802-BS	**Method:**	TO-15
Lab FileID:	2W62993.D	**Analyst approved:**	01/25/23 14:06 Thomas Hilbig
Injection Time:	01/24/23 11:17	**Supervisor approved:**	01/25/23 15:30 Kanya Veerawat

Parameter	CAS	Sig#	R.T. (min.)	Reason
Freon 152A	75-37-6		1.75	Missed peak

Quantitation Report (Qedit)

Data Path : C:\msdchem\1\DATA\
Data File : 2w62993.D
Acq On : 24 Jan 2023 11:17 am
Operator : thomash
Sample : bs
Misc : MS65783,V2w2802,,,,,1
ALS Vial : 2 Sample Multiplier: 1

Quant Time: Jan 24 11:51:14 2023
Quant Method : C:\msdchem\1\METHODS\M2W2776.M
Quant Title : TO15 by GCMS w/DB-1, 30m X 0.25mm ID X 0.5 um
QLast Update : Mon Dec 19 08:01:03 2022
Response via : Initial Calibration

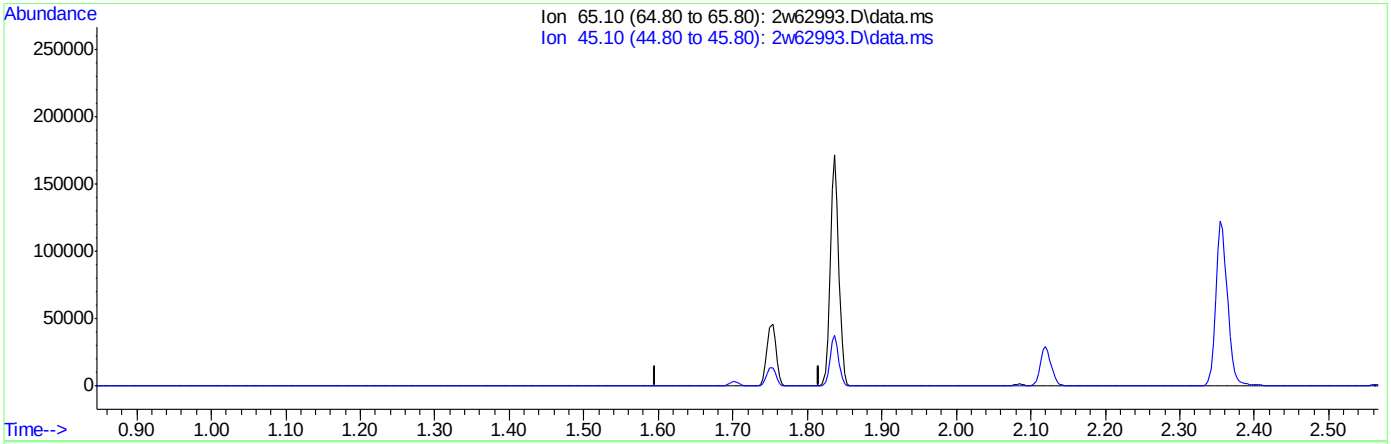

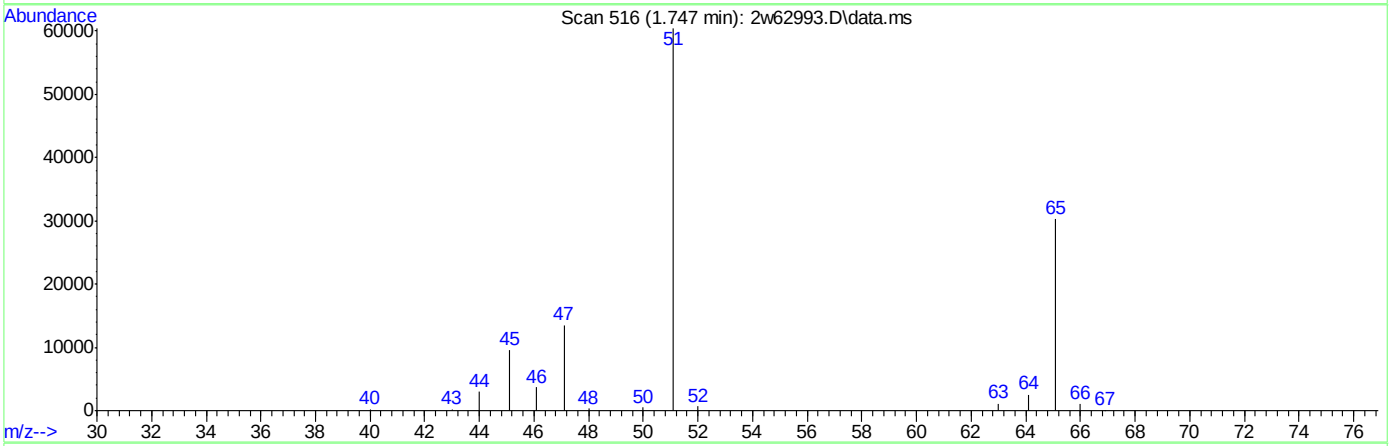

TIC: 2w62993.D\data.ms

(3) FREON 152A (T)

1.746min (-1.746) 0.00PPBV

response 0

Ion	Exp%	Act%
65.10	100	0.00
45.10	0.00	0.00
0.00	0.00	0.00
0.00	0.00	0.00

Quantitation Report (Qedit)

Data Path : C:\msdchem\1\DATA\
Data File : 2w62993.D
Acq On : 24 Jan 2023 11:17 am
Operator : thomash
Sample : bs
Misc : MS65783,V2w2802,,,,,1
ALS Vial : 2 Sample Multiplier: 1

Quant Time: Jan 24 11:51:14 2023
Quant Method : C:\msdchem\1\METHODS\M2W2776.M
Quant Title : TO15 by GCMS w/DB-1, 30m X 0.25mm ID X 0.5 um
QLast Update : Mon Dec 19 08:01:03 2022
Response via : Initial Calibration

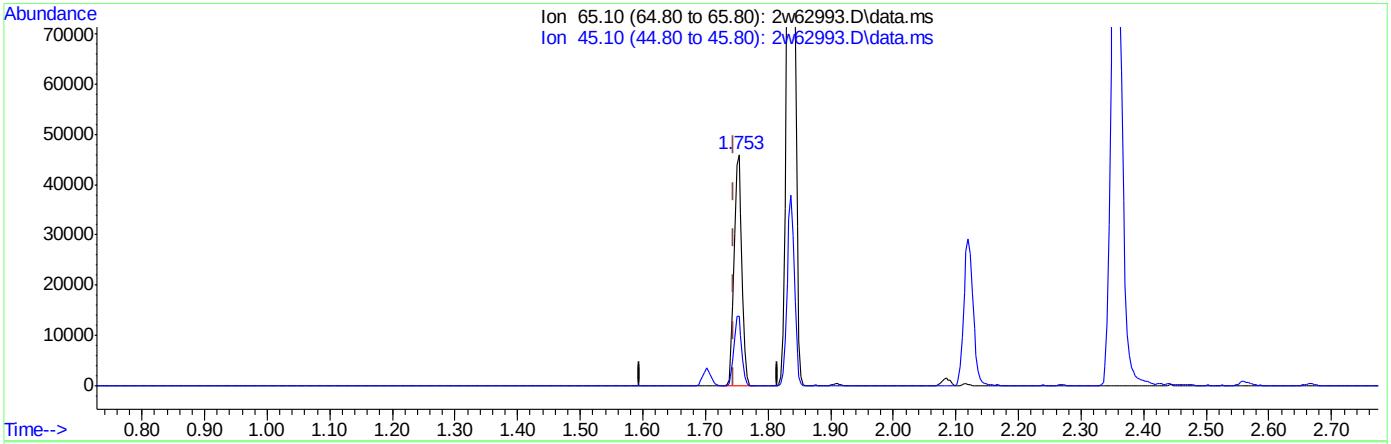

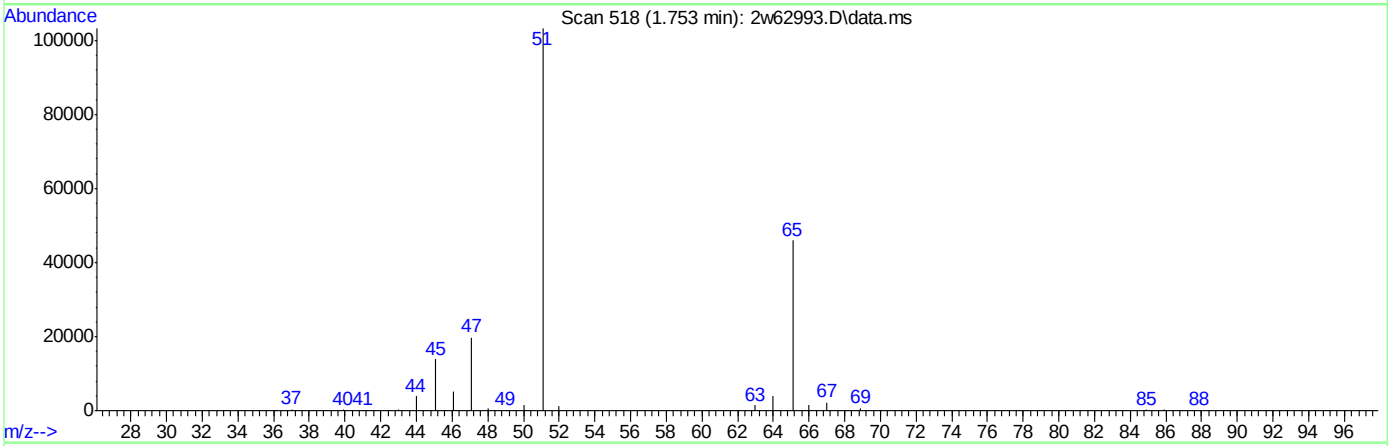

TIC: 2w62993.D\data.ms

(3) FREON 152A (T)

1.753min (+0.007) 10.70PPBV m

response 39571

Ion	Exp%	Act%
65.10	100	100
45.10	0.00	0.00
0.00	0.00	0.00
0.00	0.00	0.00

Manual Integrations APPROVED (compounds with "m" flag)
Kanya Veerawat 01/25/23 15:30

Quantitation Report (QT Reviewed)

Data Path : C:\msdchem\1\DATA\
Data File : 2w62994.D
Acq On : 24 Jan 2023 11:51 am
Operator : thomash
Sample : bsd
Misc : MS65783,V2w2802,,,,,1
ALS Vial : 2 Sample Multiplier: 1

Quant Time: Jan 25 14:00:24 2023
Quant Method : C:\msdchem\1\METHODS\M2W2776.M
Quant Title : TO15 by GCMS w/DB-1, 30m X 0.25mm ID X 0.5 um
QLast Update : Mon Dec 19 08:01:03 2022
Response via : Initial Calibration

Compound	R.T.	QIon	Response	Conc	Units		Dev(Min)
Internal Standards							
1) BROMOCHLOROMETHANE	3.441	128	50116	10.00	PPBV		0.00
52) 1,4-DIFLUOROBENZENE	4.769	114	256641	10.00	PPBV		0.00
76) CHLOROBENZENE-D5	10.447	117	243971	10.00	PPBV		0.00
System Monitoring Compounds							
87) 4-BROMOFLUOROBENZENE	13.833	95	182913	9.71	PPBV		0.00
Target Compounds							Qvalue
3) FREON 152A	1.753	65	40158m	10.60	PPBV		
4) CHLORODIFLUOROMETHANE	1.766	67	19509	9.73	PPBV		99
5) CHLOROTRIFLUOROETHENE	1.779	116	96293	10.10	PPBV		91
6) DICHLORODIFLUOROMETHANE	1.795	85	203651	8.17	PPBV		99
7) PROPYLENE	1.776	41	53276	11.51	PPBV		98
8) 1-CHLORO-1,1-DIFLUOROE...	1.837	65	138927	7.58	PPBV		96
9) FREON 114	1.875	85	172463	8.30	PPBV		98
10) CHLOROMETHANE	1.843	52	20552	10.01	PPBV		99
11) VINYL CHLORIDE	1.911	62	71366	9.53	PPBV		100
12) 1,3-BUTADIENE	1.949	54	57606	10.08	PPBV		96
13) N-BUTANE	1.969	43	100457	9.78	PPBV		95
14) BROMOMETHANE	2.033	94	63298	8.64	PPBV		99
15) CHLOROETHANE	2.084	64	37634	9.67	PPBV		97
16) DICHLOROFLUOROMETHANE	2.110	67	150326	9.02	PPBV		96
17) ACETONITRILE	2.187	41	61360	10.36	PPBV		99
18) ACROLEIN	2.226	56	35112	10.53	PPBV		97
19) FREON 123	2.242	83	156406	8.55	PPBV		97
20) FREON 123A	2.261	117	92335	8.46	PPBV		91
21) TRICHLOROFLUOROMETHANE	2.329	101	180968	7.60	PPBV		99
22) ISOPROPYL ALCOHOL	2.354	45	138619	9.12	PPBV		95
23) ACETONE	2.271	58	38406	9.02	PPBV		96
24) PENTANE	2.444	42	72461	9.09	PPBV		91
25) IODOMETHANE	2.506	142	172640	7.90	PPBV		100
26) 1,1-DICHLOROETHYLENE	2.531	96	71074	7.88	PPBV		80
27) CARBON DISULFIDE	2.666	76	214355	8.45	PPBV	#	91
28) ETHANOL	2.120	45	31713	8.87	PPBV		99
29) BROMOETHENE	2.194	106	64556	8.65	PPBV		99
30) ACRYLONITRILE	2.419	52	54713	9.97	PPBV		99
31) METHYLENE CHLORIDE	2.570	84	66269	6.97	PPBV		85
32) 3-CHLOROPROPENE	2.612	76	34291	7.76	PPBV	#	74
33) FREON 113	2.666	151	109348	7.45	PPBV		96
34) TRANS-1,2-DICHLOROETHENE	2.904	96	79489	9.90	PPBV		95
35) TERTIARY BUTYL ALCOHOL	2.563	59	171443	7.52	PPBV	#	95
36) METHYL TERTIARY BUTYL ...	3.023	73	196969	8.65	PPBV		99
37) TETRAHYDROFURAN	3.743	72	37674	10.35	PPBV		92
38) HEXANE	3.496	57	134907	10.07	PPBV		96
39) VINYL ACETATE	3.055	86	17188	9.71	PPBV		93
40) 1,1-DICHLOROETHANE	2.981	63	132118	9.86	PPBV		99
41) METHYL ETHYL KETONE	3.161	72	38242	9.95	PPBV		98
42) CIS-1,2-DICHLOROETHENE	3.364	96	82417	9.95	PPBV		98
43) DIISOPROPYL ETHER	3.506	59	40382	10.39	PPBV		92

Quantitation Report (QT Reviewed)

Data Path : C:\msdchem\1\DATA\
Data File : 2w62994.D
Acq On : 24 Jan 2023 11:51 am
Operator : thomash
Sample : bsd
Misc : MS65783,V2w2802,,,,,1
ALS Vial : 2 Sample Multiplier: 1

Quant Time: Jan 25 14:00:24 2023
Quant Method : C:\msdchem\1\METHODS\M2W2776.M
Quant Title : TO15 by GCMS w/DB-1, 30m X 0.25mm ID X 0.5 um
QLast Update : Mon Dec 19 08:01:03 2022
Response via : Initial Calibration

Compound	R.T.	QIon	Response	Conc	Units	Dev(Min)
44) ETHYL ACETATE	3.509	61	27511	10.20	PPBV	92
45) METHYL ACRYLATE	3.493	55	164796	10.46	PPBV #	99
46) CHLOROFORM	3.518	83	163465	9.11	PPBV	97
47) 2,4-DIMETHYLPENTANE	4.030	57	158840	10.64	PPBV	99
48) 1,1,1-TRICHLOROETHANE	4.113	97	163968	8.86	PPBV	99
49) CARBON TETRACHLORIDE	4.550	117	170855	9.43	PPBV	100
50) 1,2-DICHLOROETHANE	3.943	62	109029	8.45	PPBV	100
51) BENZENE	4.435	78	235265	9.10	PPBV	99
53) CYCLOHEXANE	4.650	84	101929	9.49	PPBV	92
54) 2,3-DIMETHYLPENTANE	4.914	71	52906	9.87	PPBV	97
55) TRICHLOROETHENE	5.361	95	109193	9.45	PPBV	99
56) 1,2-DICHLOROPROPANE	5.123	63	91506	10.26	PPBV	100
57) DIBROMOMETHANE	5.078	174	91513	8.67	PPBV	92
58) ETHYL ACRYLATE	5.245	55	207862	10.84	PPBV	99
59) BROMODICHLOROMETHANE	5.303	83	180281	9.65	PPBV	99
60) 2,2,4-TRIMETHYLPENTANE	5.457	57	430458	10.60	PPBV	100
61) 1,4-DIOXANE	5.390	88	60163	9.67	PPBV	96
62) HEPTANE	5.782	43	144190	10.21	PPBV	93
63) METHYL METHACRYLATE	5.676	69	91507	10.04	PPBV	94
64) METHYL ISOBUTYL KETONE	6.444	58	92937	10.50	PPBV	97
65) CIS-1,3-DICHLOROPROPENE	6.319	75	130570	9.29	PPBV	95
66) TOLUENE	7.547	91	300807	9.31	PPBV	100
67) 1,3-DICHLOROPROPANE	7.608	76	144853	9.53	PPBV	99
68) TRANS-1,3-DICHLOROPROPENE	7.010	75	114220	8.86	PPBV	95
69) 1,1,2-TRICHLOROETHANE	7.171	83	86255	9.55	PPBV	99
70) 2-HEXANONE	8.155	58	143124	10.69	PPBV	99
71) ETHYL METHACRYLATE	8.267	69	158394	10.30	PPBV	97
72) TETRACHLOROETHENE	9.303	164	108083	9.49	PPBV	92
73) DIBROMOCHLOROMETHANE	8.094	129	187054	10.54	PPBV	100
74) 1,2-DIBROMOETHANE	8.441	107	161353	9.50	PPBV	99
75) OCTANE	9.447	43	202856	10.19	PPBV	93
77) 1,1,1,2-TETRACHLOROETHANE	10.537	131	126239	9.42	PPBV	98
78) CHLOROBENZENE	10.525	112	248112	9.53	PPBV	99
79) ETHYLBENZENE	11.412	91	408589	8.63	PPBV	98
80) M,P-XYLENE	11.849	91	634598	17.17	PPBV	97
81) O-XYLENE	12.788	91	322160	8.46	PPBV	96
82) STYRENE	12.573	104	245368	9.48	PPBV	99
83) NONANE	13.907	43	215408	9.97	PPBV	96
84) BROMOFORM	11.656	173	161225	9.54	PPBV #	98
85) 1,1,2,2-TETRACHLOROETHANE	12.795	83	233508	9.44	PPBV	99
86) 1,2,3-TRICHLOROPROPANE	13.084	75	172733	8.84	PPBV #	100
88) ISOPROPYLBENZENE	14.309	120	124827	9.48	PPBV	97
89) BROMOBENZENE	14.180	77	217730	9.05	PPBV	92
90) 2-CHLOROTOLUENE	15.319	126	109826	9.40	PPBV	100
91) N-PROPYLBENZENE	15.656	120	129853	9.54	PPBV	100
92) 4-ETHYLTOLUENE	16.061	105	472852	9.75	PPBV	99
93) 1,3,5-TRIMETHYLBENZENE	16.238	105	395153	9.41	PPBV	100
94) ALPHA-METHYLSTYRENE	16.450	118	214640	10.46	PPBV	100
95) TERT-BUTYLBENZENE	16.714	134	97770	9.59	PPBV	96
96) 1,2,4-TRIMETHYLBENZENE	16.724	105	436574	9.69	PPBV	95

Quantitation Report (QT Reviewed)

Data Path : C:\msdchem\1\DATA\
Data File : 2w62994.D
Acq On : 24 Jan 2023 11:51 am
Operator : thomash
Sample : bsd
Misc : MS65783,V2w2802,,,,,1
ALS Vial : 2 Sample Multiplier: 1

Quant Time: Jan 25 14:00:24 2023
Quant Method : C:\msdchem\1\METHODS\M2W2776.M
Quant Title : TO15 by GCMS w/DB-1, 30m X 0.25mm ID X 0.5 um
QLast Update : Mon Dec 19 08:01:03 2022
Response via : Initial Calibration

	Compound	R.T.	QIon	Response	Conc	Units	Dev(Min)
97)	BENZYL CHLORIDE	16.807	91	264702	7.18	PPBV	98
98)	M-DICHLOROBENZENE	16.782	146	263177	9.72	PPBV	97
99)	P-DICHLOROBENZENE	16.865	146	271193	9.81	PPBV	98
100)	O-DICHLOROBENZENE	17.164	146	254841	9.51	PPBV	97
101)	SEC-BUTYLBENZENE	17.000	134	126913	9.78	PPBV	94
102)	1,2,3-TRIMETHYLBENZENE	17.113	105	411107	9.31	PPBV	99
103)	P-ISOPROPYLTOLUENE	17.180	134	132332	9.27	PPBV	90
104)	N-BUTYLBENZENE	17.531	134	131376	9.58	PPBV	94
105)	HEXACHLOROETHANE	17.708	117	154587	9.38	PPBV	94
106)	HEXACHLOROBUTADIENE	18.756	225	179367	7.22	PPBV	99
107)	1,2,4-TRICHLOROBENZENE	18.447	180	253951	8.40	PPBV	99
108)	NAPHTHALENE	18.495	128	737035	9.14	PPBV	100

(#) = qualifier out of range (m) = manual integration (+) = signals summed

Quantitation Report (QT Reviewed)

Data Path : C:\msdchem\1\DATA\
Data File : 2w62994.D
Acq On : 24 Jan 2023 11:51 am
Operator : thomash
Sample : bsd
Misc : MS65783,V2w2802,,,,,1
ALS Vial : 2 Sample Multiplier: 1

Quant Time: Jan 25 14:00:24 2023
Quant Method : C:\msdchem\1\METHODS\M2W2776.M
Quant Title : TO15 by GCMS w/DB-1, 30m X 0.25mm ID X 0.5 um
QLast Update : Mon Dec 19 08:01:03 2022
Response via : Initial Calibration

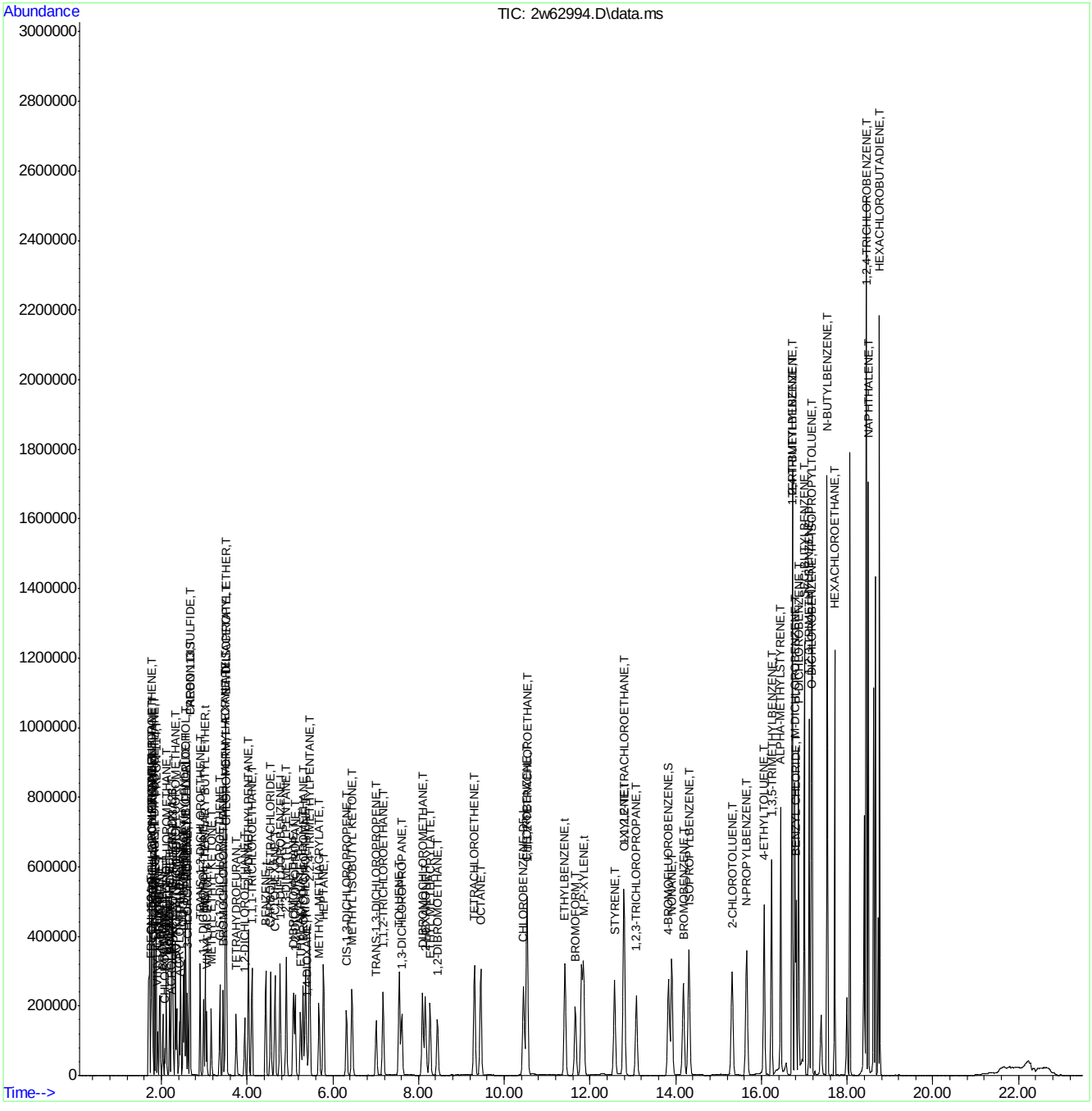

Manual Integration Approval Summary

Sample Number:	V2W2802-BSD	**Method:**	TO-15
Lab FileID:	2W62994.D	**Analyst approved:**	01/25/23 14:06 Thomas Hilbig
Injection Time:	01/24/23 11:51	**Supervisor approved:**	01/25/23 15:30 Kanya Veerawat

Parameter	CAS	Sig#	R.T. (min.)	Reason
Freon 152A	75-37-6		1.75	Missed peak

Quantitation Report (Qedit)

Data Path : C:\msdchem\1\DATA\
Data File : 2w62994.D
Acq On : 24 Jan 2023 11:51 am
Operator : thomash
Sample : bsd
Misc : MS65783,V2w2802,,,,,1
ALS Vial : 2 Sample Multiplier: 1

Quant Time: Jan 24 12:17:48 2023
Quant Method : C:\msdchem\1\METHODS\M2W2776.M
Quant Title : TO15 by GCMS w/DB-1, 30m X 0.25mm ID X 0.5 um
QLast Update : Mon Dec 19 08:01:03 2022
Response via : Initial Calibration

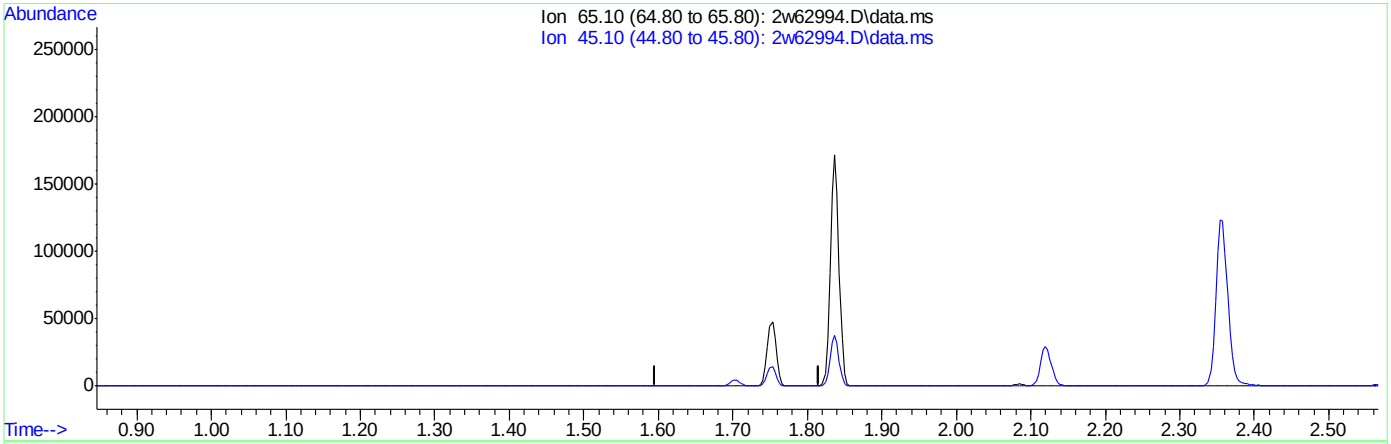

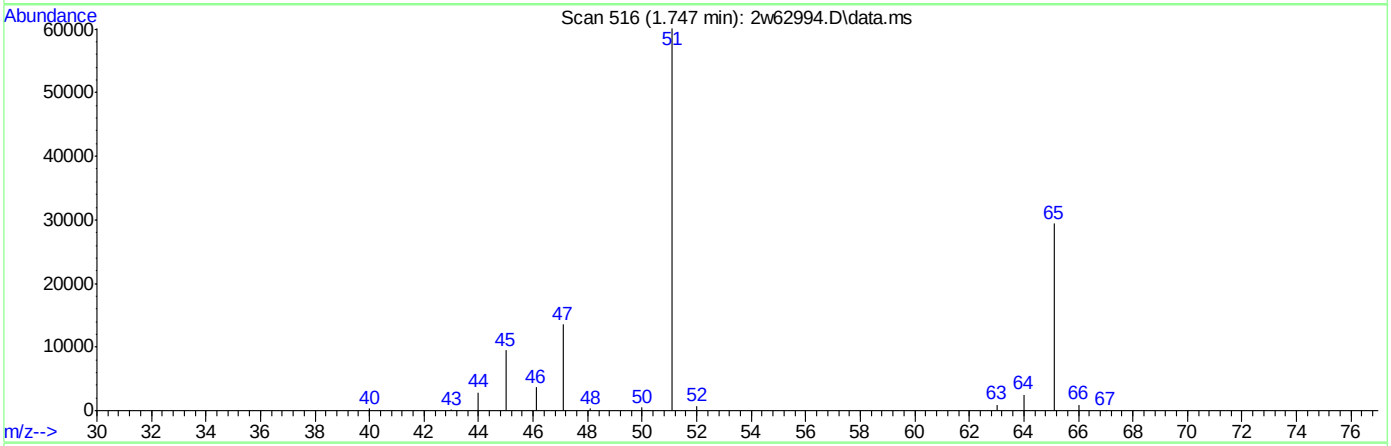

TIC: 2w62994.D\data.ms

(3) FREON 152A (T)

1.746min (-1.746) 0.00PPBV

response 0

Ion	Exp%	Act%
65.10	100	0.00
45.10	0.00	0.00
0.00	0.00	0.00
0.00	0.00	0.00

Quantitation Report (Qedit)

Data Path : C:\msdchem\1\DATA\
Data File : 2w62994.D
Acq On : 24 Jan 2023 11:51 am
Operator : thomash
Sample : bsd
Misc : MS65783,V2w2802,,,,,1
ALS Vial : 2 Sample Multiplier: 1

Quant Time: Jan 25 14:00:24 2023
Quant Method : C:\msdchem\1\METHODS\M2W2776.M
Quant Title : TO15 by GCMS w/DB-1, 30m X 0.25mm ID X 0.5 um
QLast Update : Mon Dec 19 08:01:03 2022
Response via : Initial Calibration

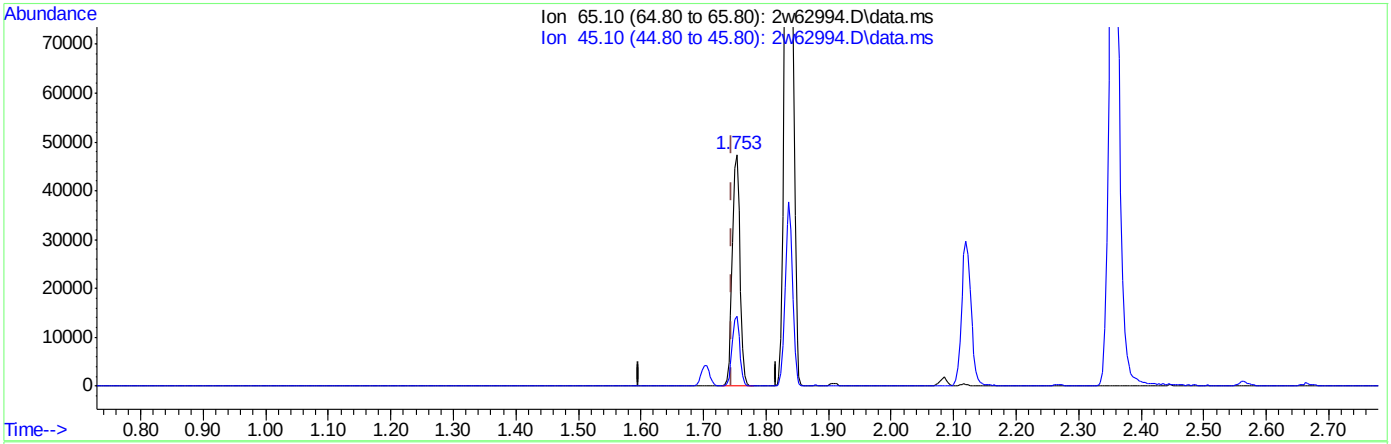

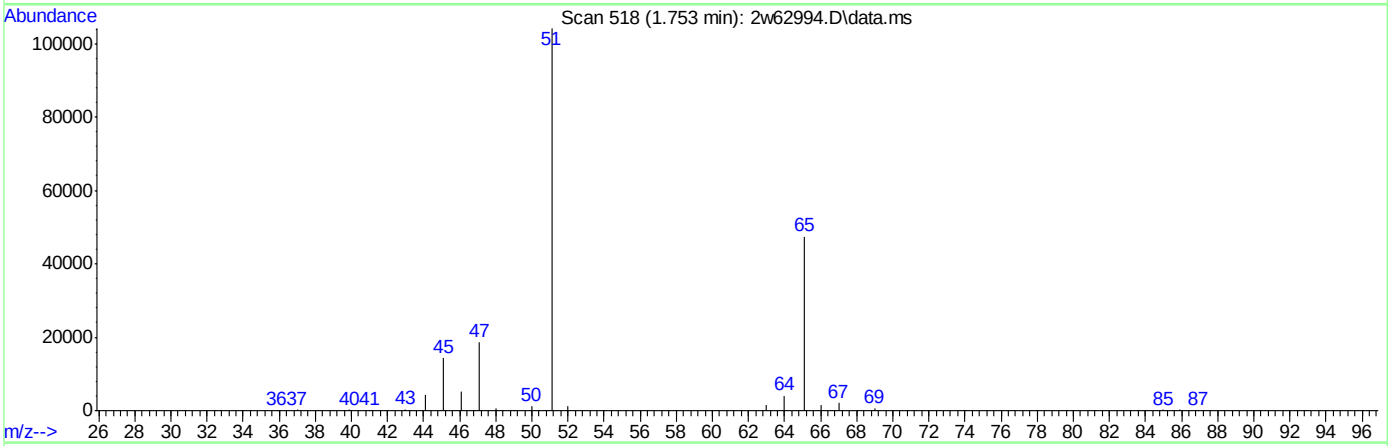

(3) FREON 152A (T)

1.753min (+0.007) 10.60PPBV m

response 40158

Ion	Exp%	Act%
65.10	100	100
45.10	0.00	0.00
0.00	0.00	0.00
0.00	0.00	0.00

Quantitation Report (QT Reviewed)

Data Path : C:\msdchem\1\data\7w\
Data File : 7w01023.D
Acq On : 16 Mar 2023 5:32 pm
Operator : thomash
Sample : jd61695-1dup
Misc : MS67286,V7W0047,400,,,,1
ALS Vial : 8 Sample Multiplier: 1

Quant Time: Mar 17 09:34:46 2023
Quant Method : C:\msdchem\1\methods\M7W0005.M
Quant Title : TO15 by GCMS w/DB-1, 30m X 0.25mm ID X 0.5 um
QLast Update : Wed Dec 07 14:36:34 2022
Response via : Initial Calibration

Compound	R.T.	QIon	Response	Conc	Units	Dev(Min)
Internal Standards						
1) BROMOCHLOROMETHANE	3.566	128	77611	10.00	PPBV	0.00
52) 1,4-DIFLUOROBENZENE	4.955	114	384565	10.00	PPBV	0.00
76) CHLOROBENZENE-D5	10.791	117	326210	10.00	PPBV	0.00
System Monitoring Compounds						
87) 4-BROMOFLUOROBENZENE	14.218	95	197074	8.94	PPBV	0.00
Target Compounds						Qvalue
3) FREON 152A	1.801	65	983	0.19	PPBV #	53
4) CHLORODIFLUOROMETHANE	1.817	67	1327	0.51	PPBV #	39
6) DICHLORODIFLUOROMETHANE	1.849	85	16468	0.41	PPBV #	96
8) 1-CHLORO-1,1-DIFLUOROE...	1.891	65	36288	1.11	PPBV #	85
10) CHLOROMETHANE	1.901	52	971	0.28	PPBV	71
13) N-BUTANE	2.026	43	8381	0.44	PPBV #	83
17) ACETONITRILE	2.254	41	1972	0.17	PPBV #	74
18) ACROLEIN	2.296	56	1330	0.22	PPBV	99
21) TRICHLOROFLUOROMETHANE	2.399	101	14935	0.37	PPBV	100
22) ISOPROPYL ALCOHOL	2.425	45	374946	13.41	PPBV #	94
23) ACETONE	2.341	58	170633	23.77	PPBV #	57
24) PENTANE	2.515	42	3214	0.23	PPBV	94
27) CARBON DISULFIDE	2.746	76	25612	0.55	PPBV #	83
28) ETHANOL	2.184	45	141524	24.31	PPBV	98
31) METHYLENE CHLORIDE	2.647	84	3123	0.21	PPBV #	65
35) TERTIARY BUTYL ALCOHOL	2.640	59	40211	1.11	PPBV #	86
37) TETRAHYDROFURAN	3.891	72	13269	2.40	PPBV #	61
41) METHYL ETHYL KETONE	3.277	72	21420	3.60	PPBV #	68
44) ETHYL ACETATE	3.637	61	7865	2.12	PPBV #	3
51) BENZENE	4.605	78	5669	0.15	PPBV	87
62) HEPTANE	6.000	43	2608	0.13	PPBV #	64
64) METHYL ISOBUTYL KETONE	6.691	58	2962	0.25	PPBV #	78
66) TOLUENE	7.826	91	68765	1.43	PPBV	99
70) 2-HEXANONE	8.460	58	2235	0.14	PPBV #	71
72) TETRACHLOROETHENE	9.621	164	4856	0.29	PPBV	86
75) OCTANE	9.762	43	10058	0.37	PPBV #	83
79) ETHYLBENZENE	11.765	91	31311	0.54	PPBV	99
80) M,P-XYLENE	12.164	91	88301	1.99	PPBV	98
81) O-XYLENE	13.154	91	64528	1.42	PPBV	97
82) STYRENE	12.948	104	4586	0.14	PPBV	95
83) NONANE	14.273	43	7337	0.27	PPBV #	79
88) ISOPROPYLBENZENE	14.704	120	2442	0.14	PPBV #	81
91) N-PROPYLBENZENE	16.035	120	3647	0.21	PPBV	92
92) 4-ETHYLTOLUENE	16.312	105	14484	0.24	PPBV #	97
93) 1,3,5-TRIMETHYLBENZENE	16.443	105	30545	0.58	PPBV #	97
96) 1,2,4-TRIMETHYLBENZENE	16.878	105	71091	1.31	PPBV #	33
103) P-ISOPROPYLTOLUENE	17.315	134	4381	0.23	PPBV	86

(#) = qualifier out of range (m) = manual integration (+) = signals summed

Quantitation Report (QT Reviewed)

Data Path : C:\msdchem\1\data\7w\
Data File : 7w01023.D
Acq On : 16 Mar 2023 5:32 pm
Operator : thomash
Sample : jd61695-1dup
Misc : MS67286,V7W0047,400,,,,1
ALS Vial : 8 Sample Multiplier: 1

Quant Time: Mar 17 09:34:46 2023
Quant Method : C:\msdchem\1\methods\M7W0005.M
Quant Title : TO15 by GCMS w/DB-1, 30m X 0.25mm ID X 0.5 um
QLast Update : Wed Dec 07 14:36:34 2022
Response via : Initial Calibration

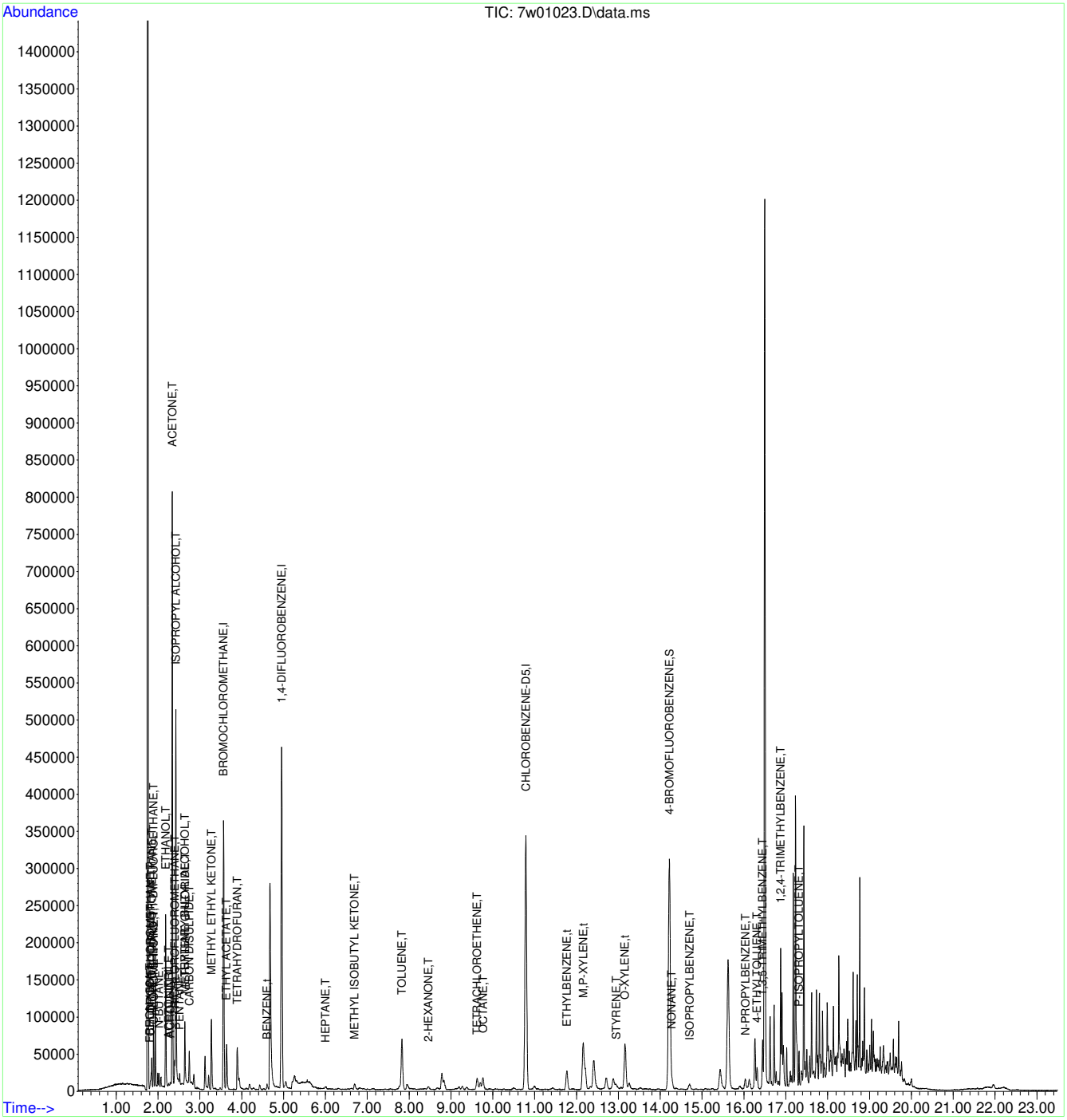

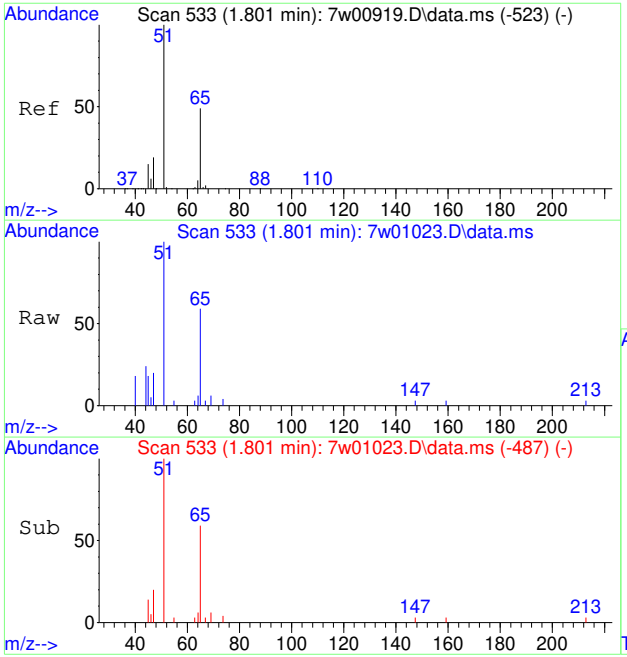

#3
FREON 152A
Concen: 0.19 PPBV
RT: 1.801 min Scan# 533
Delta R.T. -0.003 min
Lab File: 7w01023.D
Acq: 16 Mar 2023 5:32 pm

Tgt Ion: 65 Resp: 983

Ion	Ratio	Lower	Upper
65	100		
45	0.0	18.3	27.5#

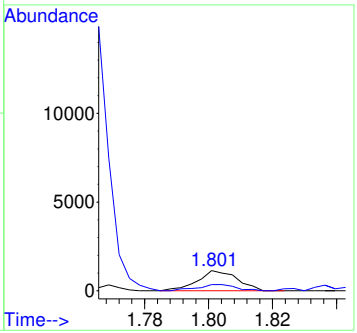

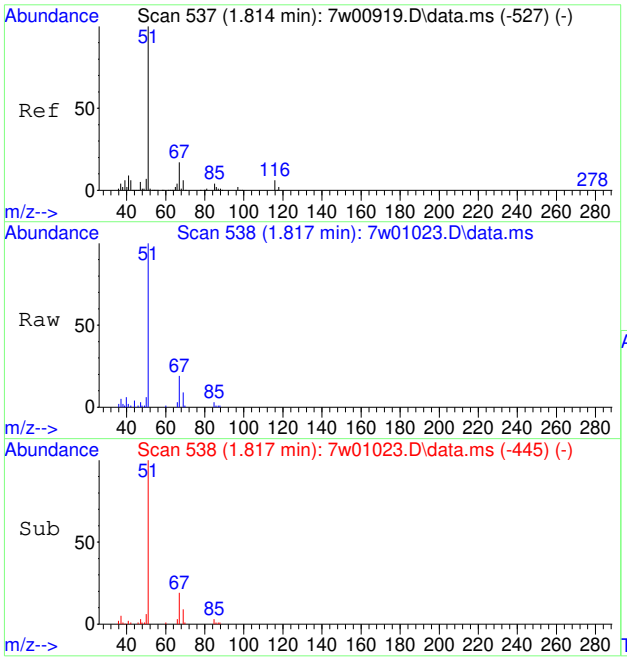

#4
CHLORODIFLUOROMETHANE
Concen: 0.51 PPBV
RT: 1.817 min Scan# 538
Delta R.T. 0.000 min
Lab File: 7w01023.D
Acq: 16 Mar 2023 5:32 pm

Tgt Ion: 67 Resp: 1327

Ion	Ratio	Lower	Upper
67	100		
69	0.0	28.8	43.2#

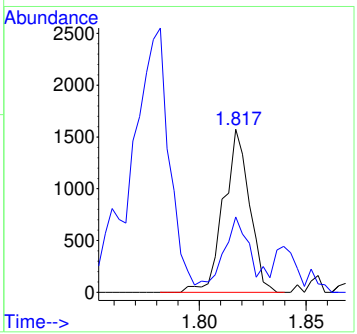

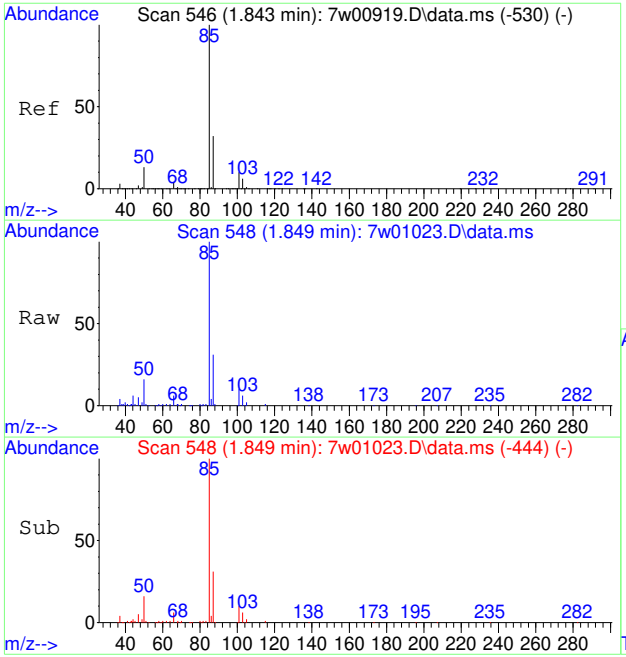

#6
DICHLORODIFLUOROMETHANE
Concen: 0.41 PPBV
RT: 1.849 min Scan# 548
Delta R.T. 0.003 min
Lab File: 7w01023.D
Acq: 16 Mar 2023 5:32 pm

Tgt Ion: 85 Resp: 16468

Ion	Ratio	Lower	Upper
85	100		
87	32.6	25.8	38.6
50	14.4	7.4	11.2#

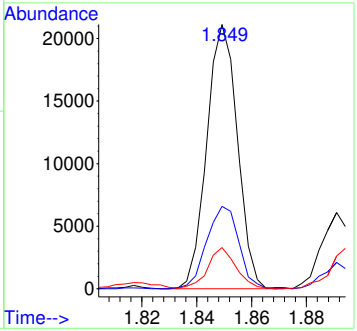

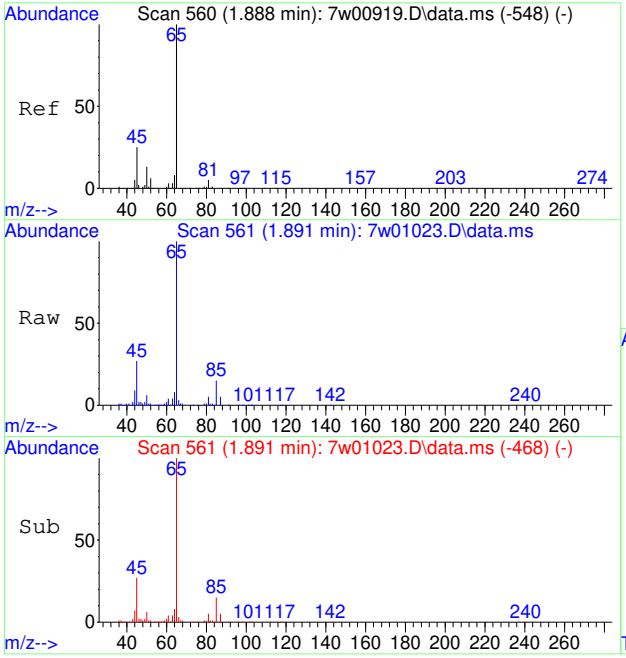

#8
1-CHLORO-1,1-DIFLUOROETHANE
Concen: 1.11 PPBV
RT: 1.891 min Scan# 561
Delta R.T. 0.000 min
Lab File: 7w01023.D
Acq: 16 Mar 2023 5:32 pm

Tgt Ion: 65 Resp: 36288

Ion	Ratio	Lower	Upper
65	100		
85	13.7	14.4	21.6#
45	29.9	16.7	25.1#

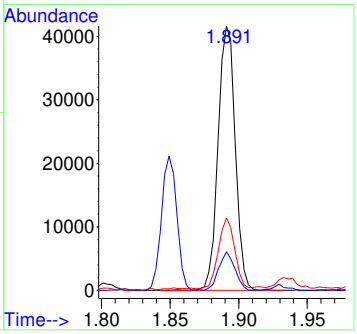

7.4.1

7

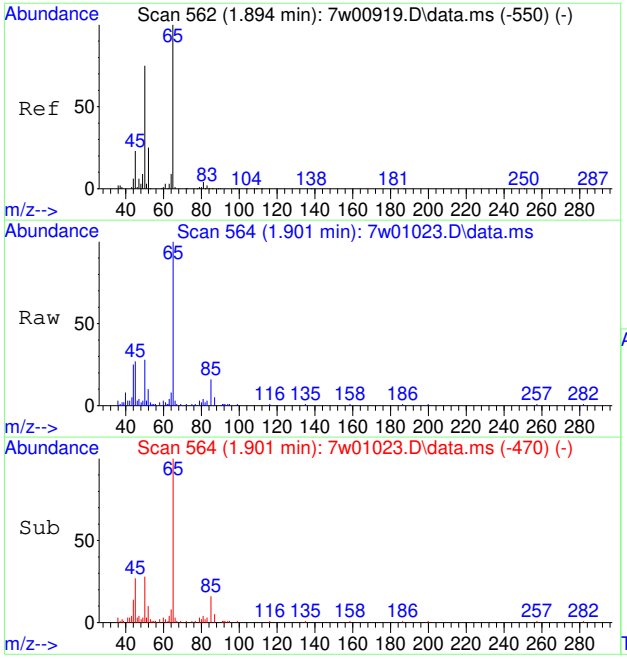

#10
CHLOROMETHANE
Concen: 0.28 PPBV
RT: 1.901 min Scan# 564
Delta R.T. 0.003 min
Lab File: 7w01023.D
Acq: 16 Mar 2023 5:32 pm

Tgt Ion: 52 Resp: 971

Ion	Ratio	Lower	Upper
52	100		
50	368.8	248.2	372.2

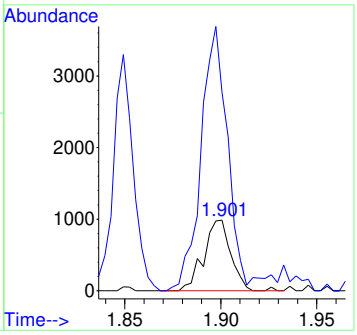

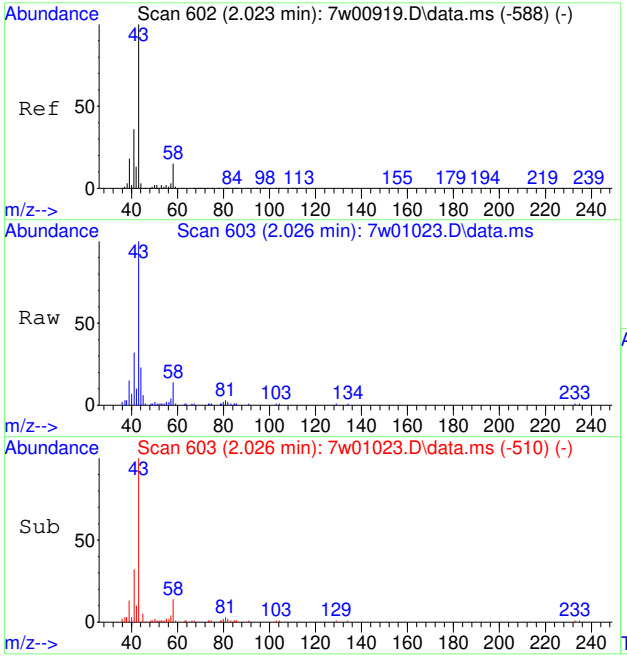

#13
N-BUTANE
Concen: 0.44 PPBV
RT: 2.026 min Scan# 603
Delta R.T. 0.000 min
Lab File: 7w01023.D
Acq: 16 Mar 2023 5:32 pm

Tgt Ion: 43 Resp: 8381

Ion	Ratio	Lower	Upper
43	100		
58	22.1	14.2	21.2#
44	18.3	4.2	6.4#

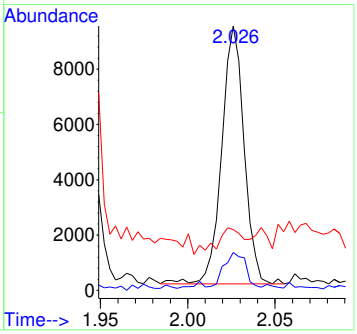

7.4.1

7

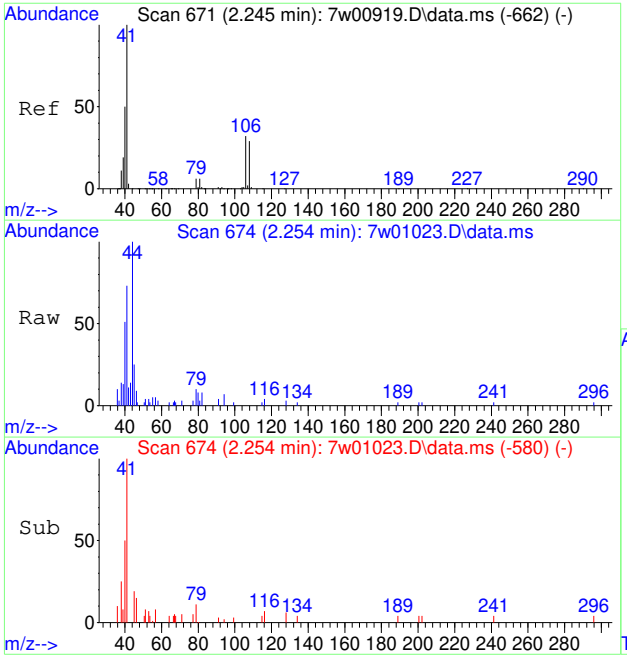

#17
ACETONITRILE
Concen: 0.17 PPBV
RT: 2.254 min Scan# 674
Delta R.T. 0.003 min
Lab File: 7w01023.D
Acq: 16 Mar 2023 5:32 pm

Tgt Ion: 41 Resp: 1972

Ion	Ratio	Lower	Upper
41	100		
40	67.0	41.6	62.4#
39	0.0	14.2	21.4#

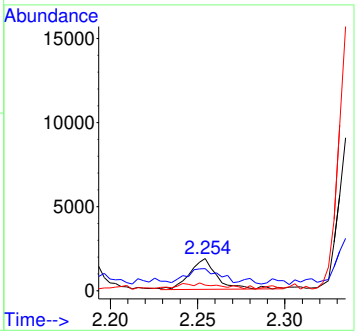

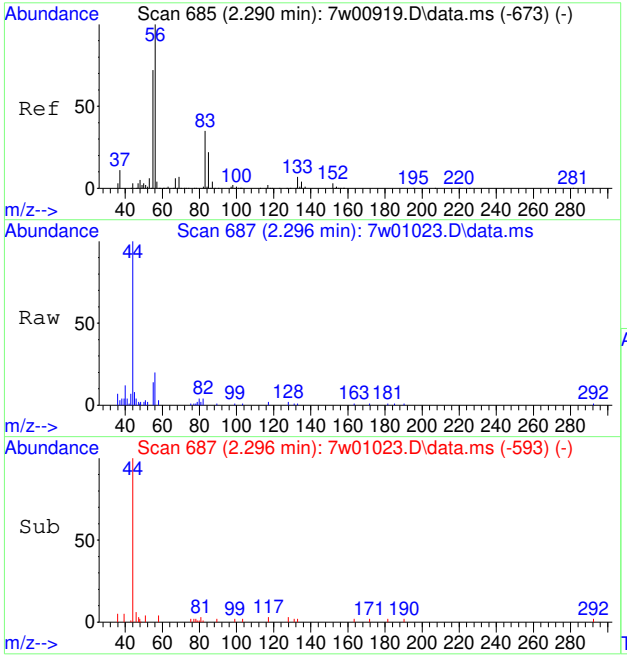

#18
ACROLEIN
Concen: 0.22 PPBV
RT: 2.296 min Scan# 687
Delta R.T. 0.003 min
Lab File: 7w01023.D
Acq: 16 Mar 2023 5:32 pm

Tgt Ion: 56 Resp: 1330

Ion	Ratio	Lower	Upper
56	100		
55	69.2	56.0	84.0

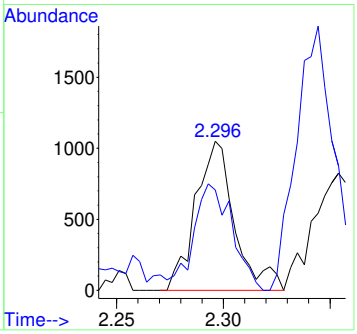

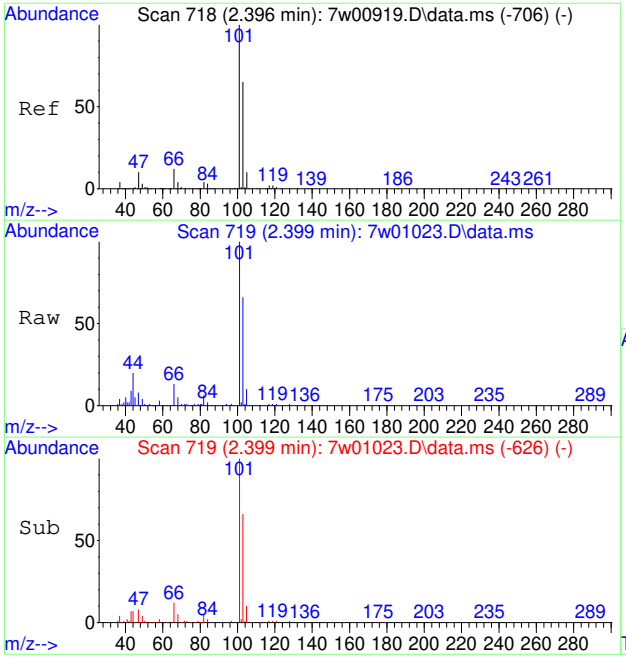

#21
TRICHLOROFLUOROMETHANE
Concen: 0.37 PPBV
RT: 2.399 min Scan# 719
Delta R.T. 0.000 min
Lab File: 7w01023.D
Acq: 16 Mar 2023 5:32 pm

Tgt Ion:101 Resp: 14935

Ion	Ratio	Lower	Upper
101	100		
103	64.7	51.8	77.6
105	10.5	8.4	12.6

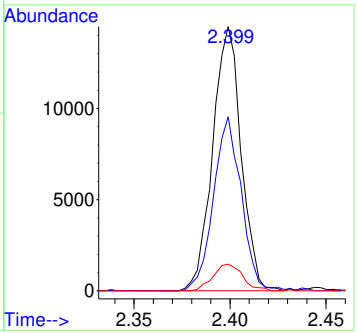

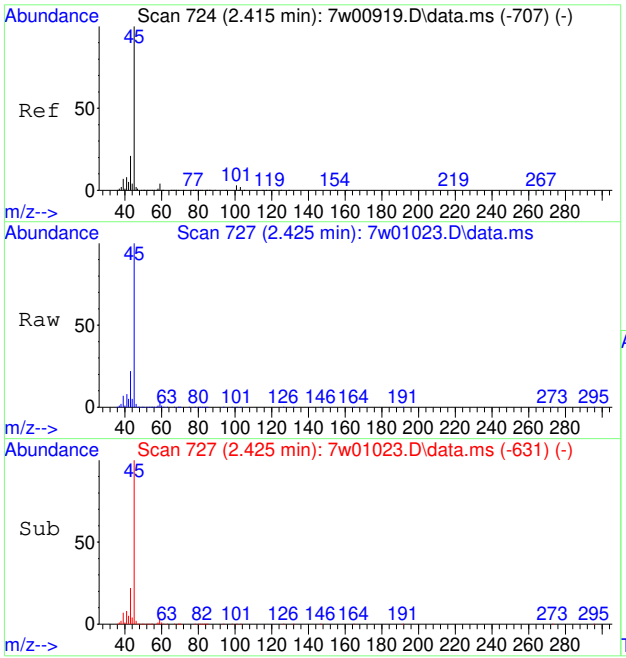

#22
ISOPROPYL ALCOHOL
Concen: 13.41 PPBV
RT: 2.425 min Scan# 727
Delta R.T. 0.010 min
Lab File: 7w01023.D
Acq: 16 Mar 2023 5:32 pm

Tgt Ion: 45 Resp: 374946

Ion	Ratio	Lower	Upper
45	100		
43	22.7	15.5	23.3
59	4.0	4.1	6.1#

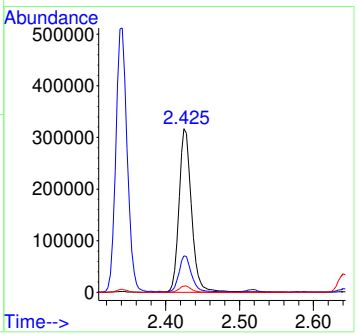

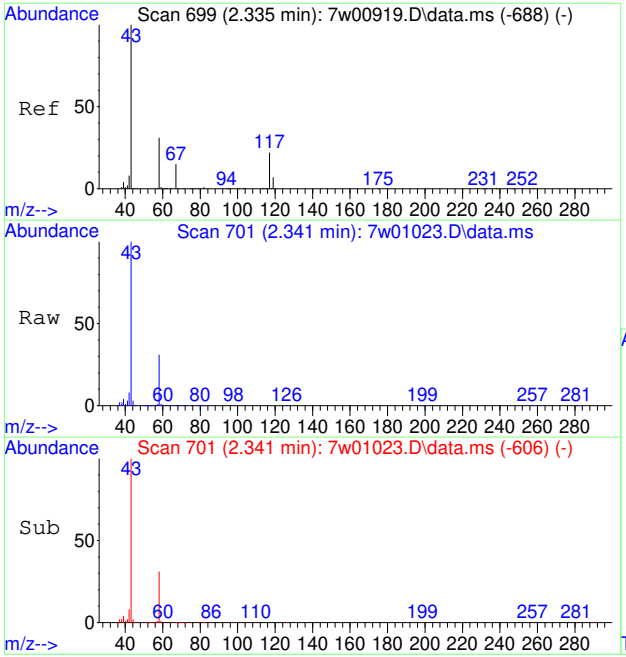

#23
ACETONE
Concen: 23.77 PPBV
RT: 2.341 min Scan# 701
Delta R.T. 0.006 min
Lab File: 7w01023.D
Acq: 16 Mar 2023 5:32 pm

Tgt Ion: 58 Resp: 170633

Ion	Ratio	Lower	Upper
58	100		
43	319.6	195.9	293.9#

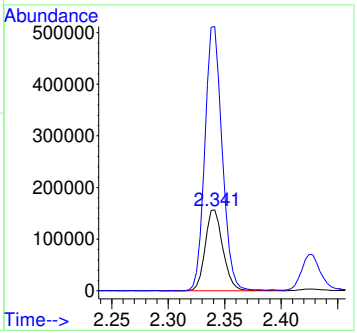

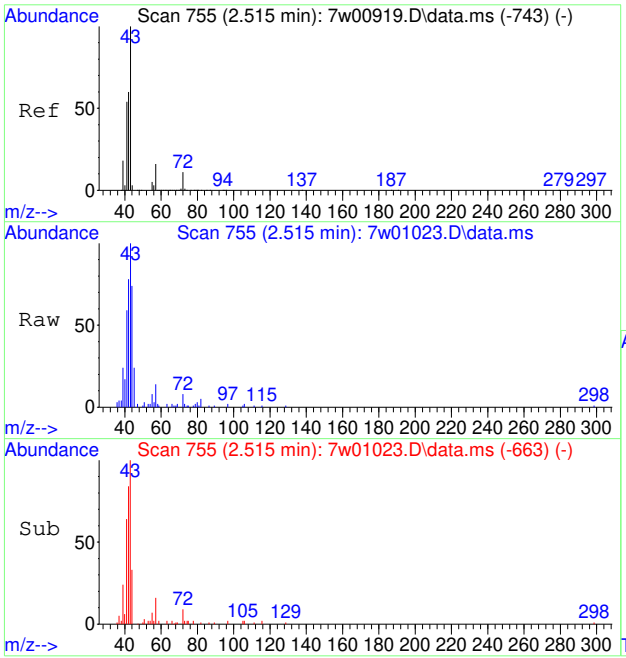

#24
PENTANE
Concen: 0.23 PPBV
RT: 2.515 min Scan# 755
Delta R.T. -0.003 min
Lab File: 7w01023.D
Acq: 16 Mar 2023 5:32 pm

Tgt Ion: 42 Resp: 3214

Ion	Ratio	Lower	Upper
42	100		
41	83.8	69.5	104.3
57	28.0	27.4	41.0

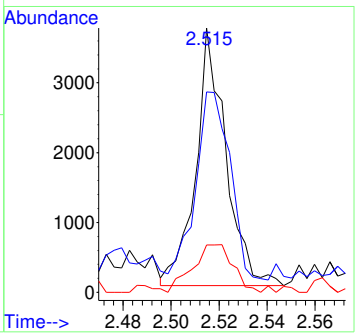

7.4.1

7

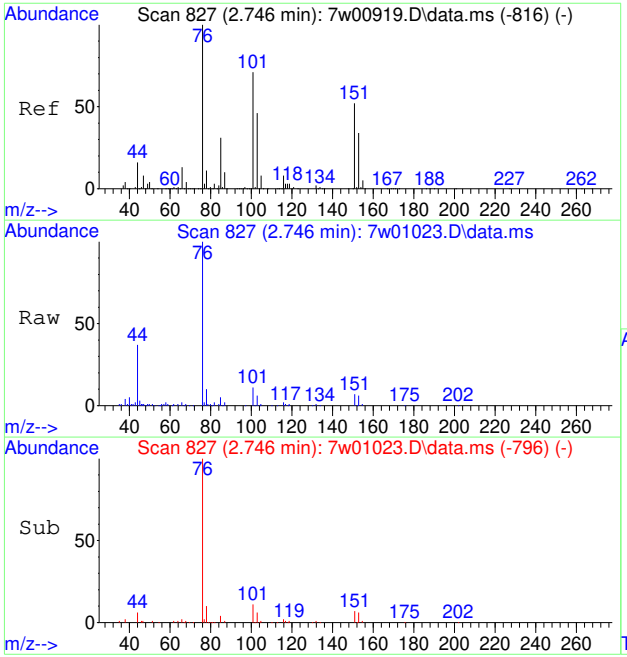

#27
CARBON DISULFIDE
Concen: 0.55 PPBV
RT: 2.746 min Scan# 827
Delta R.T. 0.000 min
Lab File: 7w01023.D
Acq: 16 Mar 2023 5:32 pm

Tgt Ion: 76 Resp: 25612

Ion	Ratio	Lower	Upper
76	100		
78	10.7	8.6	13.0
44	22.7	7.2	10.8#

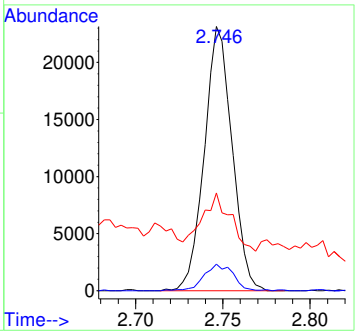

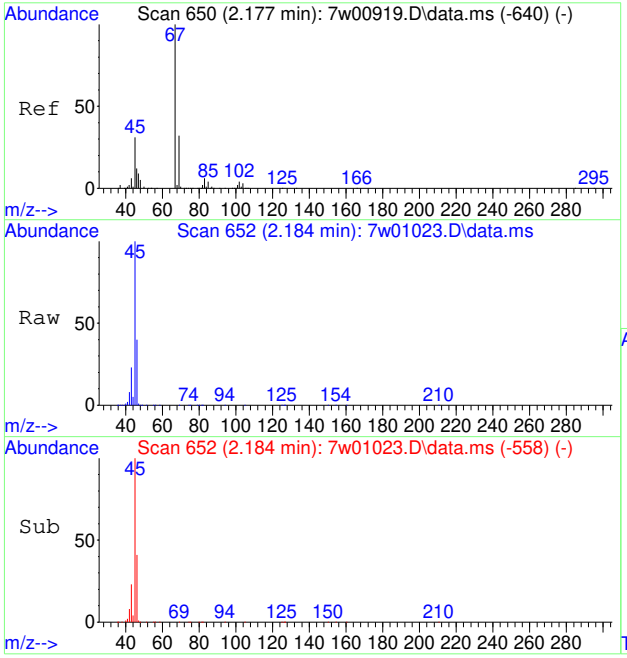

#28
ETHANOL
Concen: 24.31 PPBV
RT: 2.184 min Scan# 652
Delta R.T. 0.003 min
Lab File: 7w01023.D
Acq: 16 Mar 2023 5:32 pm

Tgt Ion: 45 Resp: 141524

Ion	Ratio	Lower	Upper
45	100		
46	41.1	34.1	51.1
42	8.4	6.1	9.1

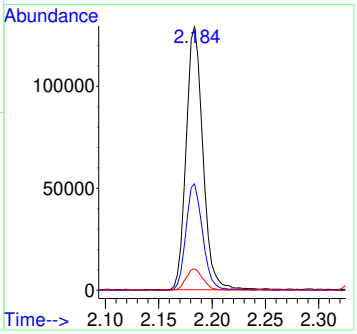

7.4.1

7

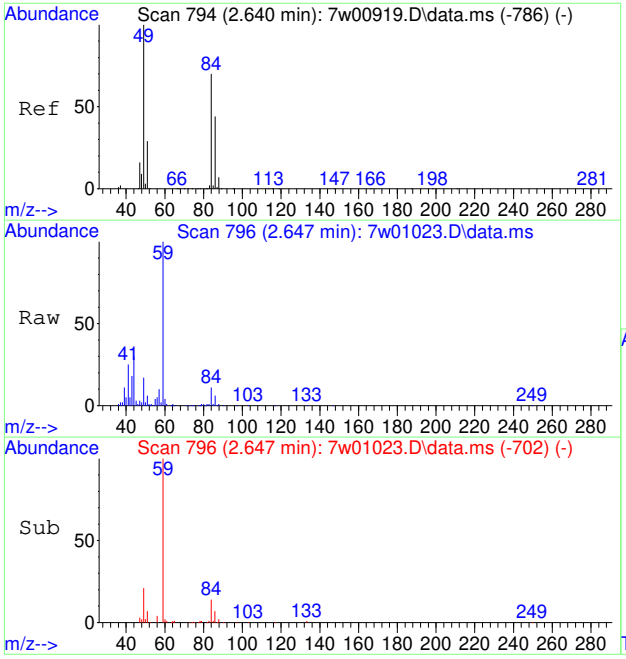

#31
METHYLENE CHLORIDE
Concen: 0.21 PPBV
RT: 2.647 min Scan# 796
Delta R.T. 0.003 min
Lab File: 7w01023.D
Acq: 16 Mar 2023 5:32 pm

Tgt Ion: 84 Resp: 3123

Ion	Ratio	Lower	Upper
84	100		
86	57.5	50.9	76.3
49	150.2	78.6	118.0#

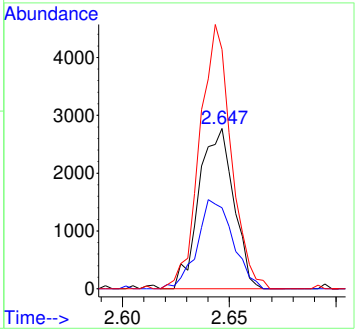

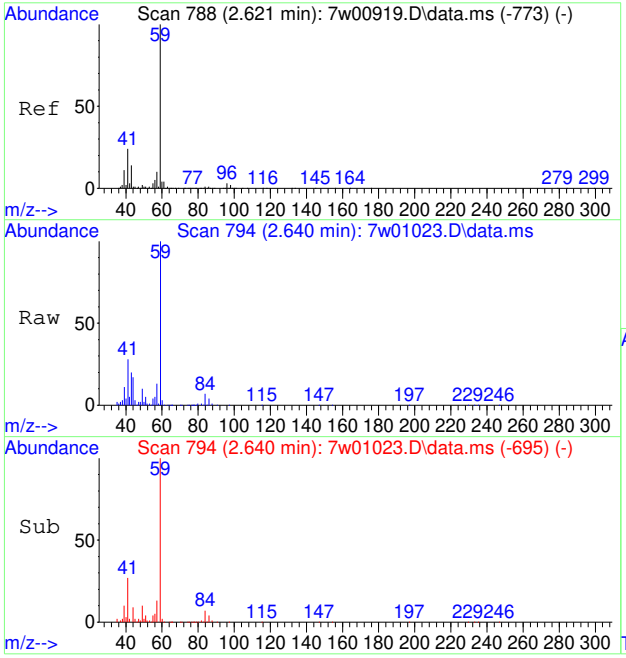

#35
TERTIARY BUTYL ALCOHOL
Concen: 1.11 PPBV
RT: 2.640 min Scan# 794
Delta R.T. 0.019 min
Lab File: 7w01023.D
Acq: 16 Mar 2023 5:32 pm

Tgt Ion: 59 Resp: 40211

Ion	Ratio	Lower	Upper
59	100		
41	29.6	29.9	44.9#
43	18.4	8.9	13.3#

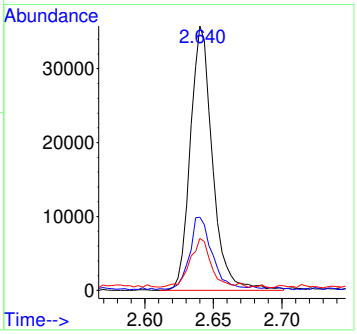

7.4.1

7

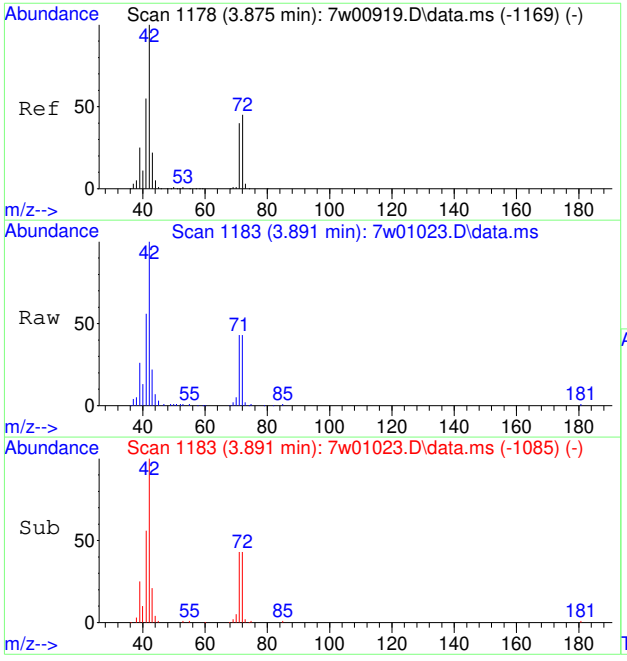

#37
TETRAHYDROFURAN
Concen: 2.40 PPBV
RT: 3.891 min Scan# 1183
Delta R.T. 0.016 min
Lab File: 7w01023.D
Acq: 16 Mar 2023 5:32 pm

Tgt Ion: 72 Resp: 13269

Ion	Ratio	Lower	Upper
72	100		
42	269.1	149.0	223.6#
71	95.6	74.5	111.7

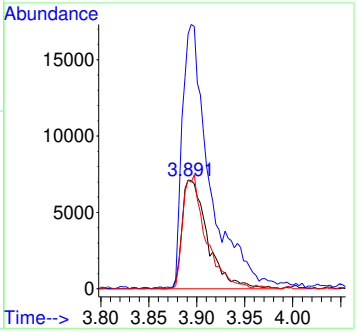

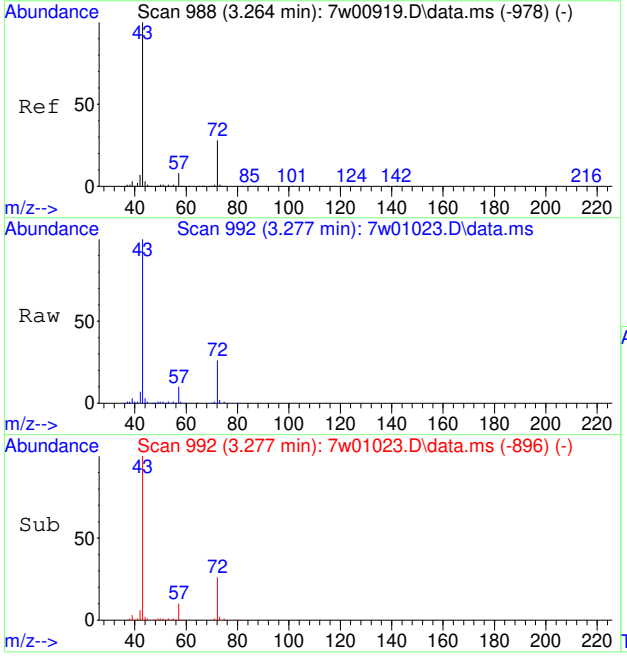

#41
METHYL ETHYL KETONE
Concen: 3.60 PPBV
RT: 3.277 min Scan# 992
Delta R.T. 0.010 min
Lab File: 7w01023.D
Acq: 16 Mar 2023 5:32 pm

Tgt Ion: 72 Resp: 21420

Ion	Ratio	Lower	Upper
72	100		
57	33.0	22.2	33.4
43	385.3	252.6	378.8#

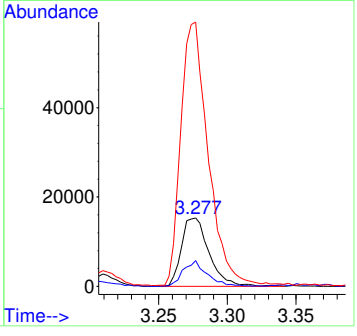

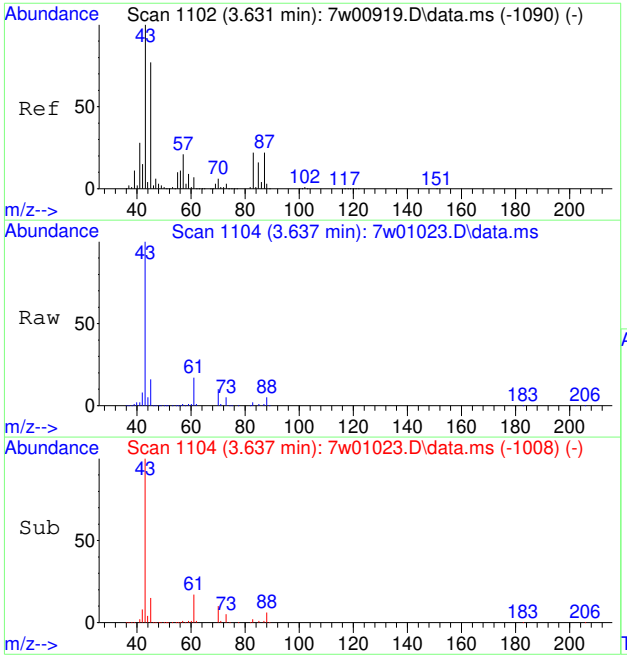

#44
ETHYL ACETATE
Concen: 2.12 PPBV
RT: 3.637 min Scan# 1104
Delta R.T. 0.010 min
Lab File: 7w01023.D
Acq: 16 Mar 2023 5:32 pm

Tgt Ion: 61 Resp: 7865

Ion	Ratio	Lower	Upper
61	100		
43	713.4	986.2	1479.2#
88	32.0	38.8	58.2#

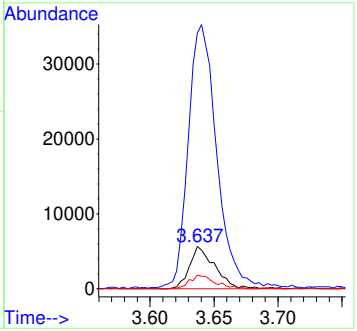

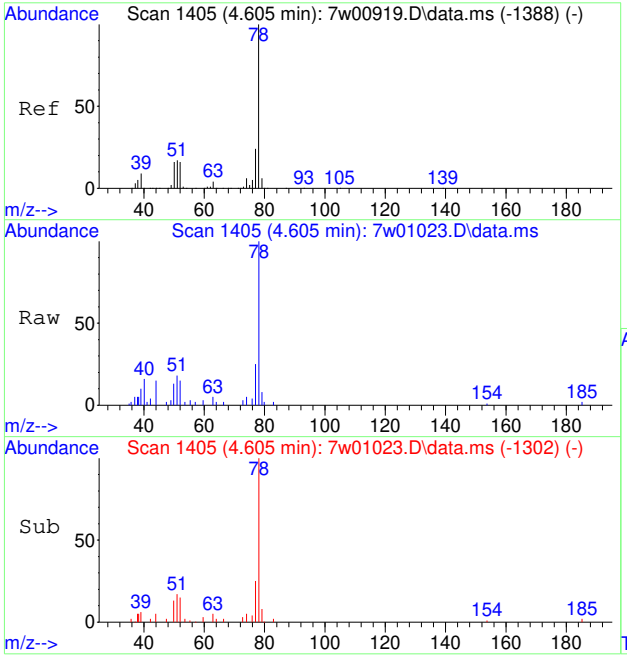

#51
BENZENE
Concen: 0.15 PPBV
RT: 4.605 min Scan# 1405
Delta R.T. -0.000 min
Lab File: 7w01023.D
Acq: 16 Mar 2023 5:32 pm

Tgt Ion: 78 Resp: 5669

Ion	Ratio	Lower	Upper
78	100		
52	17.2	0.0	34.0
51	21.2	0.0	33.5

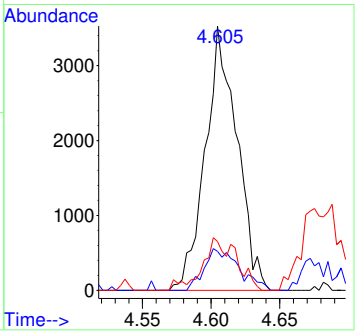

7.4.1

7

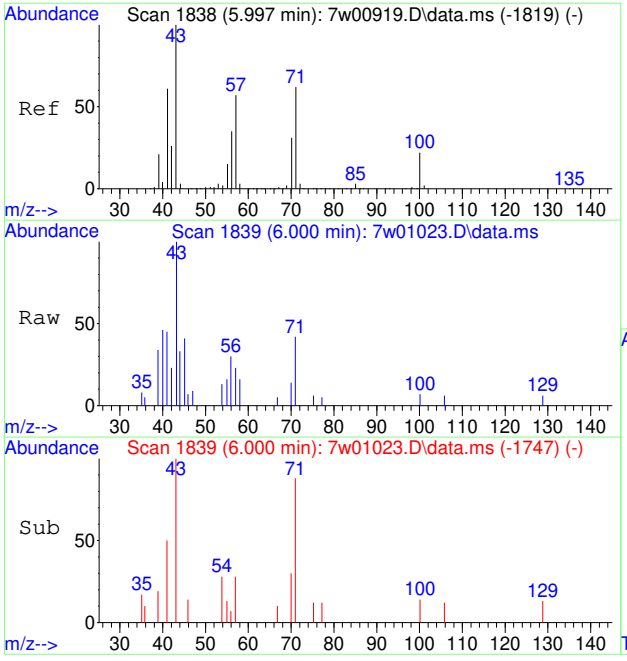

#62
HEPTANE
Concen: 0.13 PPBV
RT: 6.000 min Scan# 1839
Delta R.T. -0.004 min
Lab File: 7w01023.D
Acq: 16 Mar 2023 5:32 pm

Tgt Ion: 43 Resp: 2608

Ion	Ratio	Lower	Upper
43	100		
71	41.1	60.6	90.8#
57	39.6	50.2	75.4#

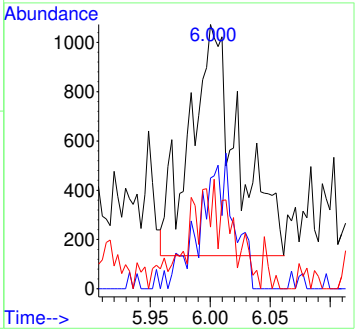

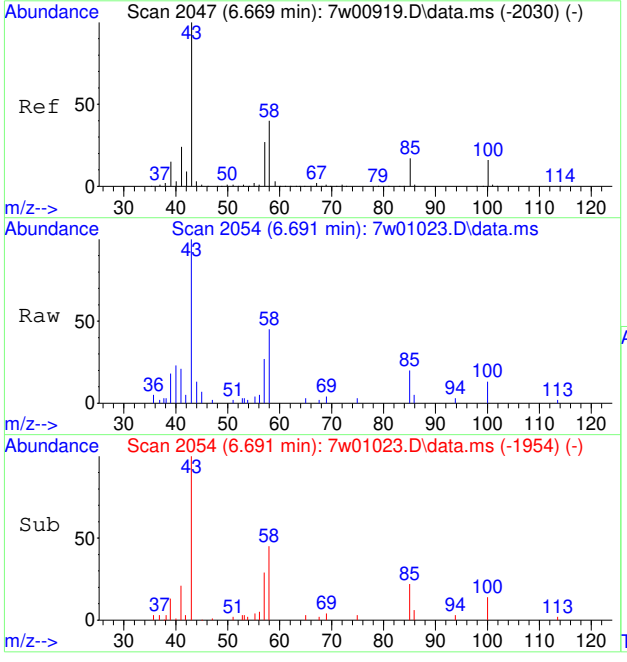

#64
METHYL ISOBUTYL KETONE
Concen: 0.25 PPBV
RT: 6.691 min Scan# 2054
Delta R.T. 0.022 min
Lab File: 7w01023.D
Acq: 16 Mar 2023 5:32 pm

Tgt Ion: 58 Resp: 2962

Ion	Ratio	Lower	Upper
58	100		
43	235.6	168.2	252.4
100	0.0	33.6	50.4#
85	41.4	36.7	55.1

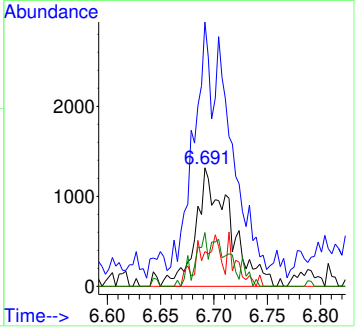

7.4.1

7

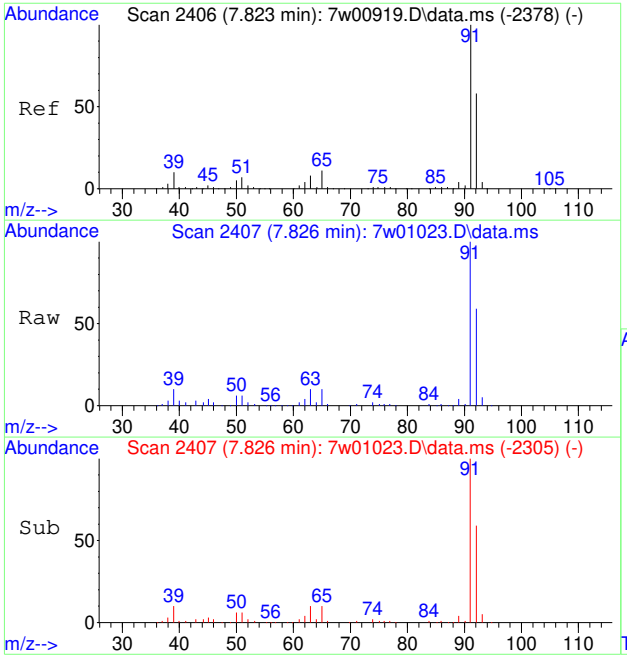

#66
TOLUENE
Concen: 1.43 PPBV
RT: 7.826 min Scan# 2407
Delta R.T. -0.001 min
Lab File: 7w01023.D
Acq: 16 Mar 2023 5:32 pm

Tgt Ion: 91 Resp: 68765

Ion	Ratio	Lower	Upper
91	100		
92	58.0	38.9	78.9

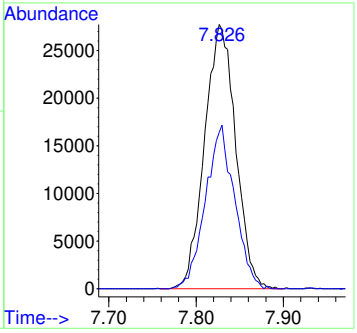

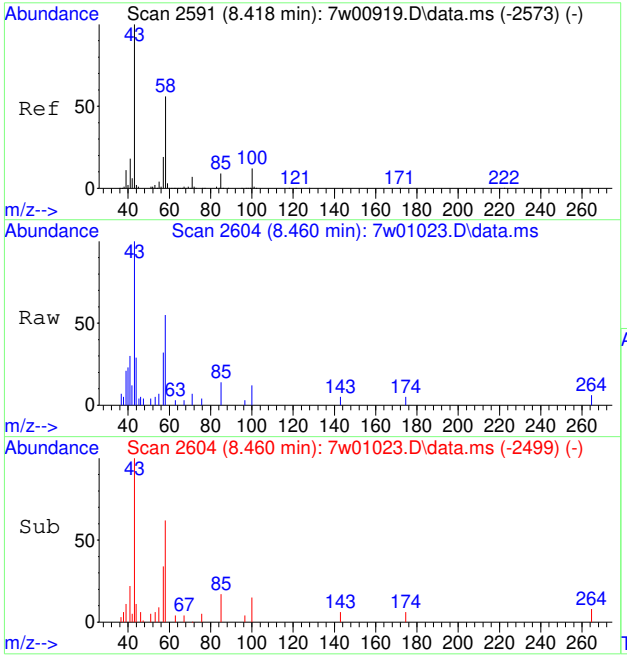

#70
2-HEXANONE
Concen: 0.14 PPBV
RT: 8.460 min Scan# 2604
Delta R.T. 0.039 min
Lab File: 7w01023.D
Acq: 16 Mar 2023 5:32 pm

Tgt Ion: 58 Resp: 2235

Ion	Ratio	Lower	Upper
58	100		
43	192.3	120.6	181.0#
100	27.1	19.3	28.9

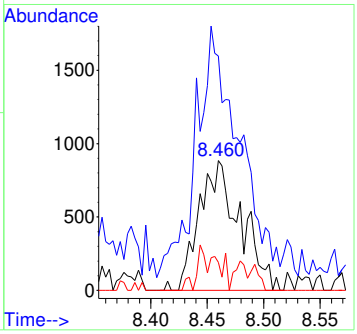

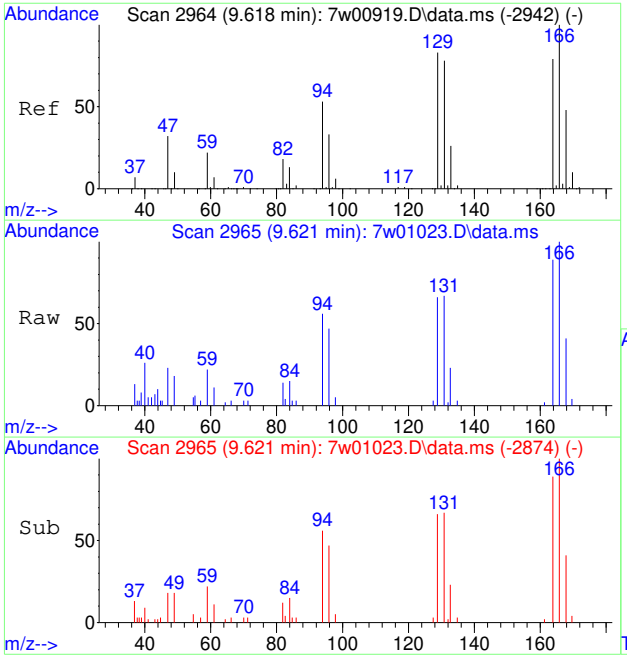

#72
TETRACHLOROETHENE
Concen: 0.29 PPBV
RT: 9.621 min Scan# 2965
Delta R.T. -0.006 min
Lab File: 7w01023.D
Acq: 16 Mar 2023 5:32 pm

Tgt Ion:164 Resp: 4856

Ion	Ratio	Lower	Upper
164	100		
129	104.3	72.0	108.0
168	65.8	48.6	72.8
131	102.6	69.0	103.6

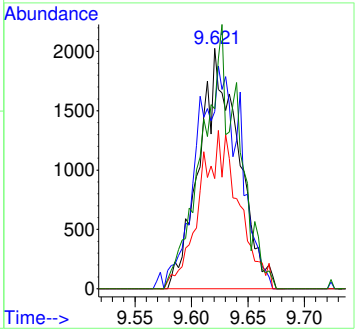

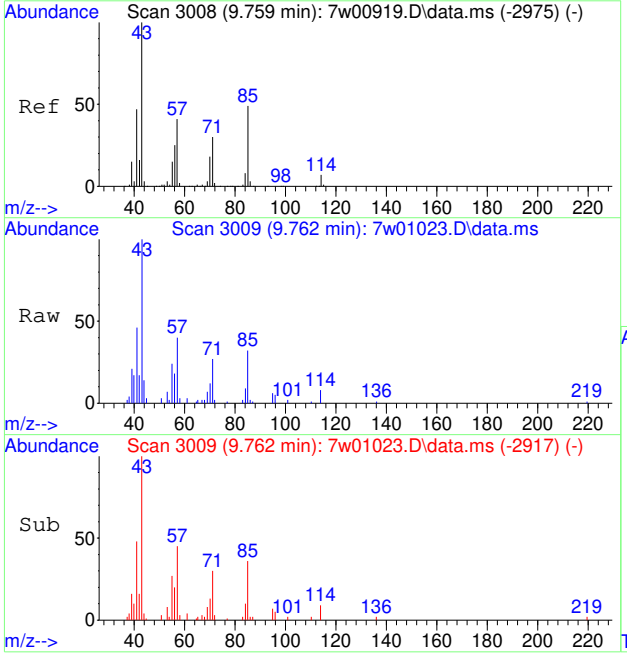

#75
OCTANE
Concen: 0.37 PPBV
RT: 9.762 min Scan# 3009
Delta R.T. -0.003 min
Lab File: 7w01023.D
Acq: 16 Mar 2023 5:32 pm

Tgt Ion: 43 Resp: 10058

Ion	Ratio	Lower	Upper
43	100		
85	46.1	49.8	74.8#
57	39.9	38.8	58.2

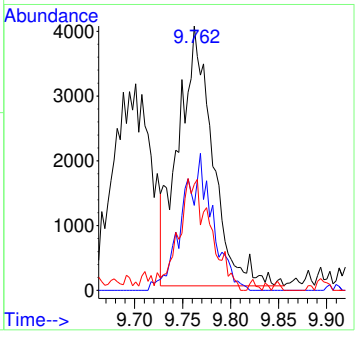

7.4.1

7

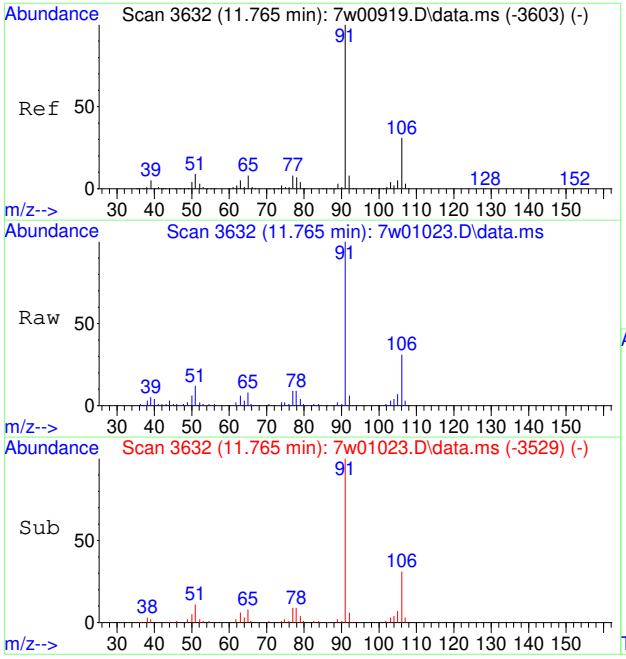

#79
ETHYLBENZENE
Concen: 0.54 PPBV
RT: 11.765 min Scan# 3632
Delta R.T. 0.000 min
Lab File: 7w01023.D
Acq: 16 Mar 2023 5:32 pm

Tgt Ion: 91 Resp: 31311

Ion	Ratio	Lower	Upper
91	100		
106	32.5	11.7	51.7

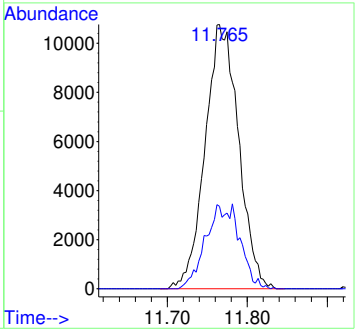

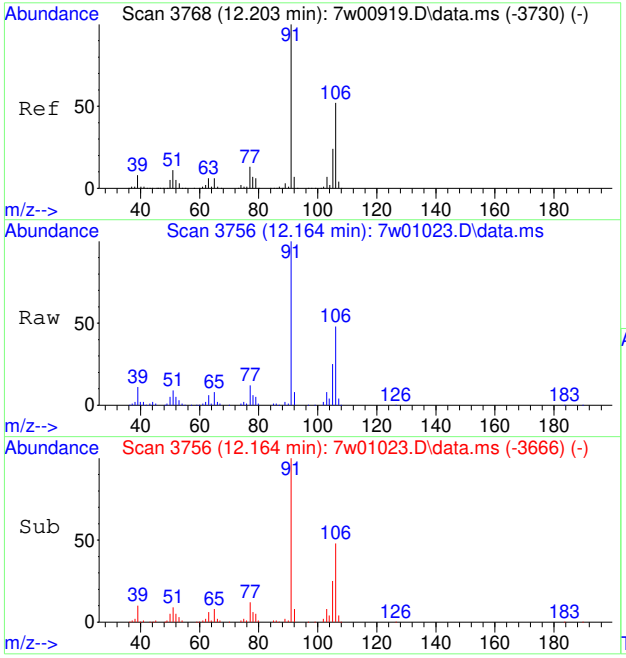

#80
M,P-XYLENE
Concen: 1.99 PPBV
RT: 12.164 min Scan# 3756
Delta R.T. -0.042 min
Lab File: 7w01023.D
Acq: 16 Mar 2023 5:32 pm

Tgt Ion: 91 Resp: 88301

Ion	Ratio	Lower	Upper
91	100		
106	49.8	31.5	71.5
105	23.3	3.6	43.6

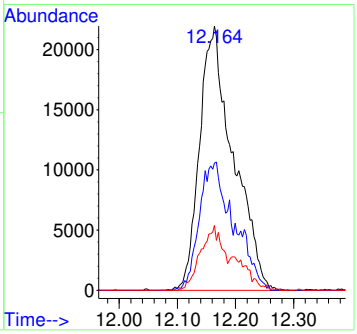

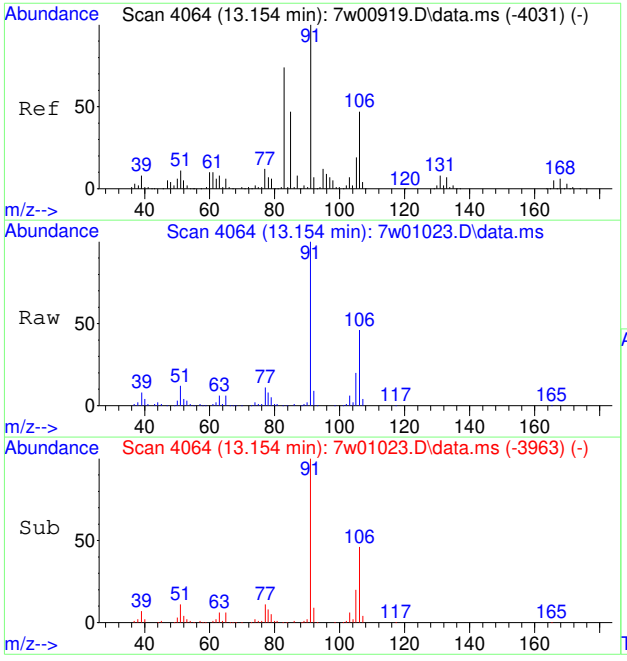

#81
O-XYLENE
Concen: 1.42 PPBV
RT: 13.154 min Scan# 4064
Delta R.T. -0.007 min
Lab File: 7w01023.D
Acq: 16 Mar 2023 5:32 pm

Tgt Ion: 91 Resp: 64528

Ion	Ratio	Lower	Upper
91	100		
106	45.9	39.1	58.7
105	19.6	15.7	23.5

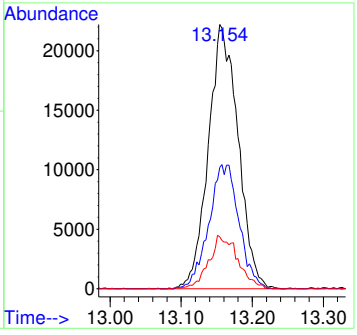

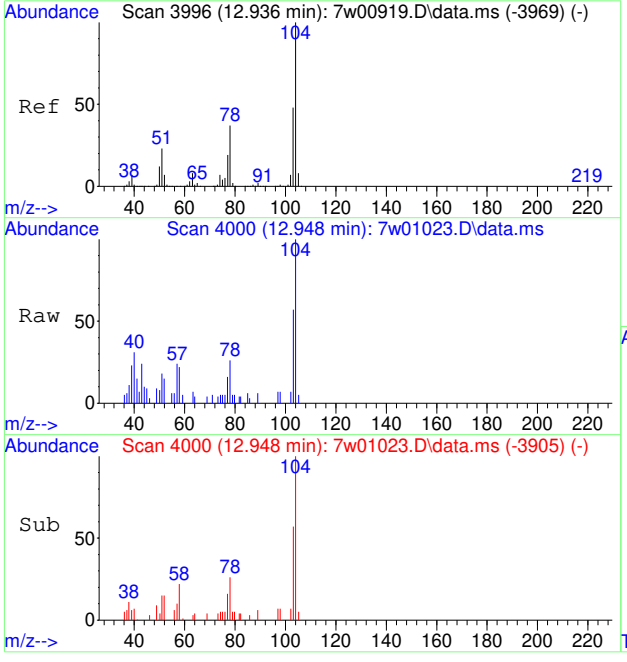

#82
STYRENE
Concen: 0.14 PPBV
RT: 12.948 min Scan# 4000
Delta R.T. 0.006 min
Lab File: 7w01023.D
Acq: 16 Mar 2023 5:32 pm

Tgt Ion:104 Resp: 4586

Ion	Ratio	Lower	Upper
104	100		
78	40.8	30.7	46.1
103	43.2	37.8	56.6

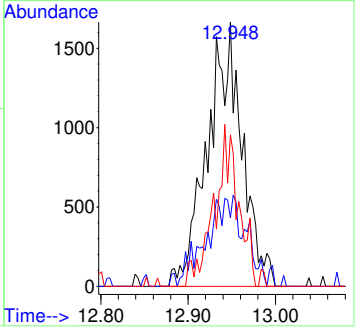

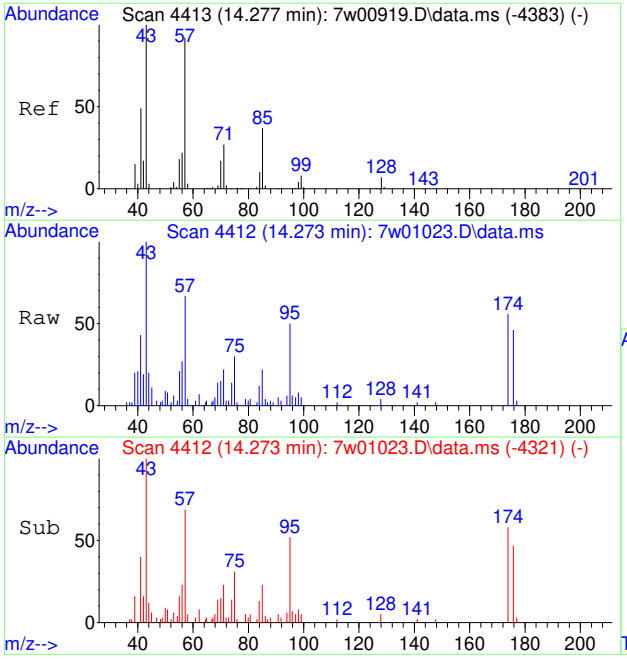

#83
NONANE
Concen: 0.27 PPBV
RT: 14.273 min Scan# 4412
Delta R.T. -0.007 min
Lab File: 7w01023.D
Acq: 16 Mar 2023 5:32 pm

Tgt Ion: 43 Resp: 7337

Ion	Ratio	Lower	Upper
43	100		
85	39.4	37.8	56.6
57	82.0	87.0	130.4#

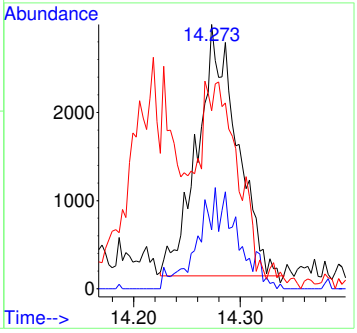

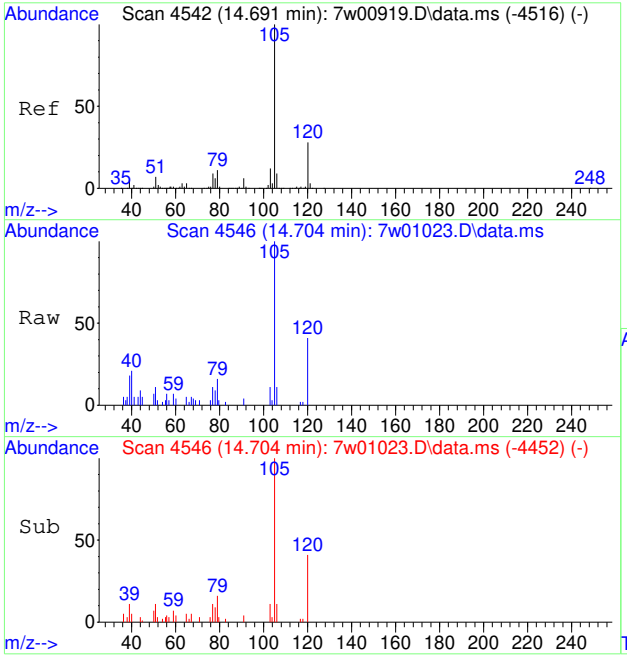

#88
ISOPROPYLBENZENE
Concen: 0.14 PPBV
RT: 14.704 min Scan# 4546
Delta R.T. 0.003 min
Lab File: 7w01023.D
Acq: 16 Mar 2023 5:32 pm

Tgt Ion:120 Resp: 2442

Ion	Ratio	Lower	Upper
120	100		
77	38.4	41.6	62.4#

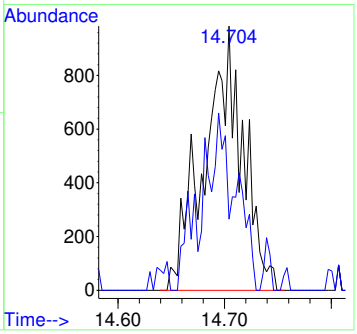

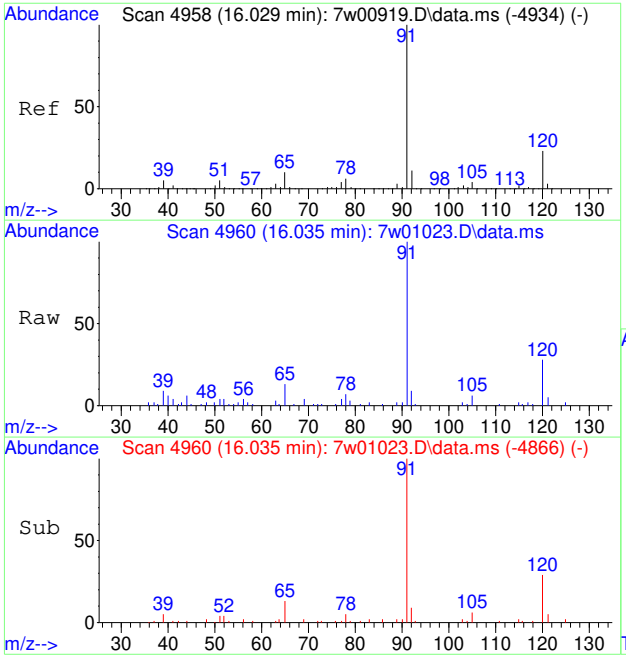

#91
N-PROPYLBENZENE
Concen: 0.21 PPBV
RT: 16.035 min Scan# 4960
Delta R.T. 0.003 min
Lab File: 7w01023.D
Acq: 16 Mar 2023 5:32 pm

Tgt Ion:120 Resp: 3647

Ion	Ratio	Lower	Upper
120	100		
105	19.4	13.0	19.4

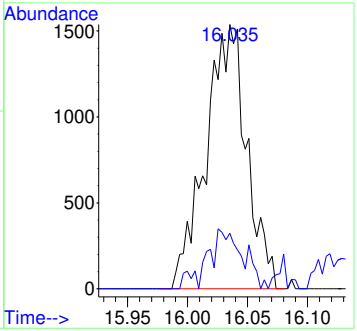

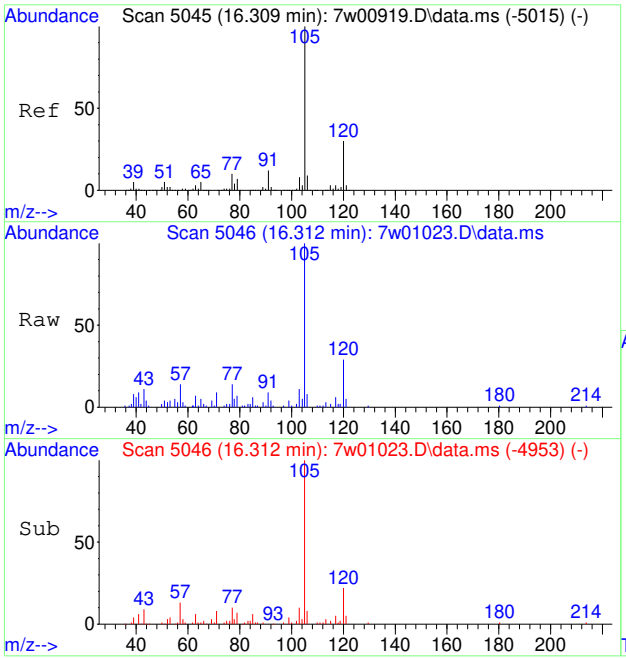

#92
4-ETHYLTOLUENE
Concen: 0.24 PPBV
RT: 16.312 min Scan# 5046
Delta R.T. -0.000 min
Lab File: 7w01023.D
Acq: 16 Mar 2023 5:32 pm

Tgt Ion:105 Resp: 14484

Ion	Ratio	Lower	Upper
105	100		
120	30.9	23.7	35.5
119	0.0	1.9	2.9#

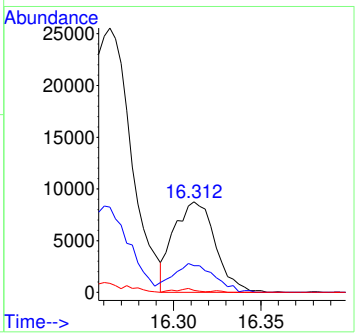

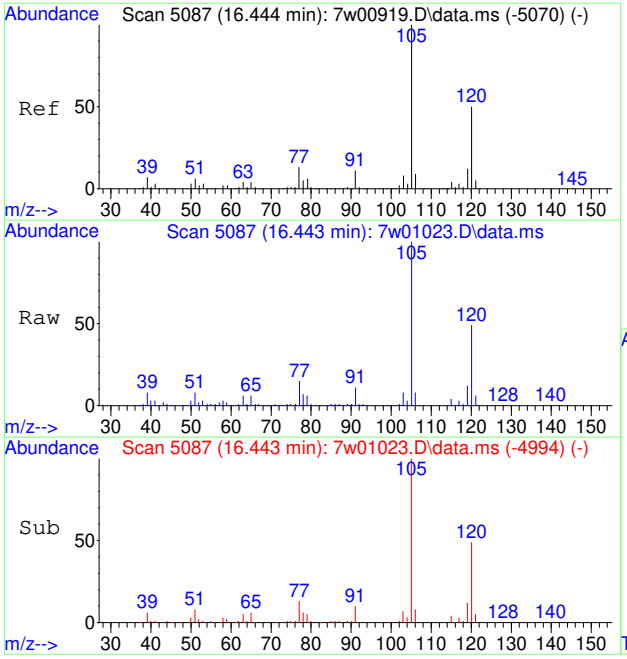

#93
1,3,5-TRIMETHYLBENZENE
Concen: 0.58 PPBV
RT: 16.443 min Scan# 5087
Delta R.T. -0.001 min
Lab File: 7w01023.D
Acq: 16 Mar 2023 5:32 pm

Tgt Ion:105 Resp: 30545

Ion	Ratio	Lower	Upper
105	100		
120	52.1	40.4	60.6
91	12.2	7.4	11.2#

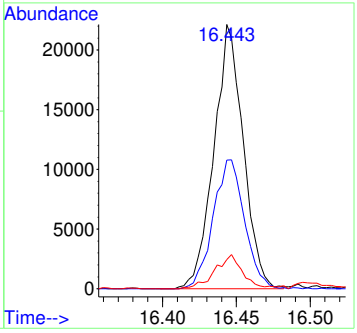

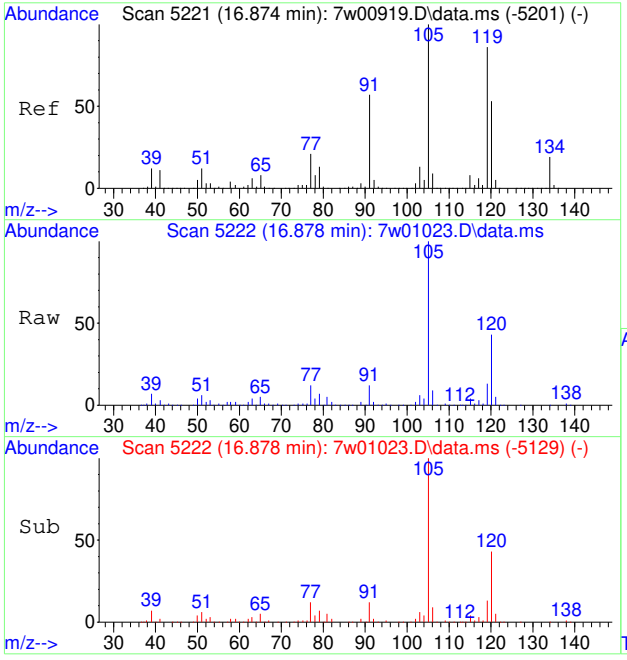

#96
1,2,4-TRIMETHYLBENZENE
Concen: 1.31 PPBV
RT: 16.878 min Scan# 5222
Delta R.T. -0.000 min
Lab File: 7w01023.D
Acq: 16 Mar 2023 5:32 pm

Tgt Ion:105 Resp: 71091

Ion	Ratio	Lower	Upper
105	100		
120	45.2	45.4	68.2#
119	12.9	90.6	135.8#

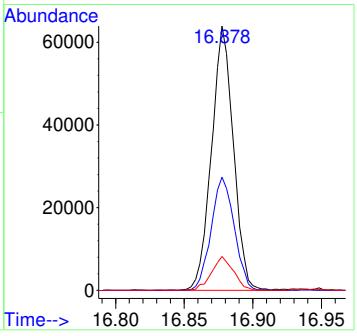

7.4.1

7

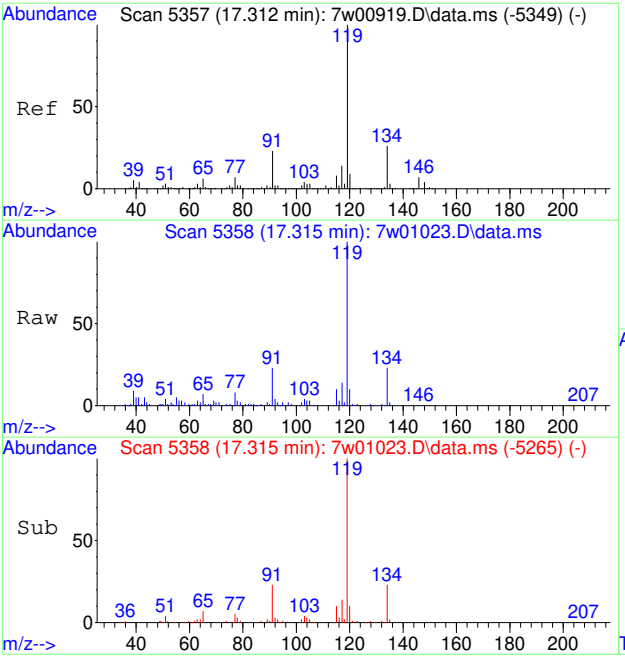

#103
P-ISOPROPYLTOLUENE
Concen: 0.23 PPBV
RT: 17.315 min Scan# 5358
Delta R.T. -0.000 min
Lab File: 7w01023.D
Acq: 16 Mar 2023 5:32 pm

Tgt Ion:134 Resp: 4381

Ion	Ratio	Lower	Upper
134	100		
119	409.1	302.5	453.7

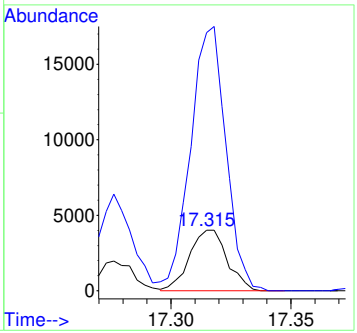

7.4.1

7

Quantitation Report (QT Reviewed)

Data Path : C:\msdchem\1\data\7w\
Data File : 7w01104.D
Acq On : 20 Mar 2023 7:04 pm
Operator : thomash
Sample : jd61394-1dup
Misc : MS67162,V7W0051,100,,,,8.15
ALS Vial : 4 Sample Multiplier: 1

Quant Time: Mar 21 12:00:08 2023
Quant Method : C:\msdchem\1\methods\M7W0005.M
Quant Title : TO15 by GCMS w/DB-1, 30m X 0.25mm ID X 0.5 um
QLast Update : Wed Dec 07 14:36:34 2022
Response via : Initial Calibration

Compound	R.T.	QIon	Response	Conc	Units	Dev(Min)
Internal Standards						
1) BROMOCHLOROMETHANE	3.566	128	80556	10.00	PPBV	# 0.00
52) 1,4-DIFLUOROBENZENE	4.952	114	396756	10.00	PPBV	0.00
76) CHLOROBENZENE-D5	10.791	117	345054	10.00	PPBV	0.00
System Monitoring Compounds						
87) 4-BROMOFLUOROBENZENE	14.222	95	213764	9.17	PPBV	0.00
Target Compounds						Qvalue
3) FREON 152A	1.801	65	985	0.19	PPBV	# 53
7) PROPYLENE	1.827	41	42204	6.32	PPBV	91
13) N-BUTANE	2.026	43	22856	1.15	PPBV	# 92
17) ACETONITRILE	2.255	41	1030	0.09	PPBV	# 3
22) ISOPROPYL ALCOHOL	2.431	45	14525	0.50	PPBV	# 85
23) ACETONE	2.348	58	16348	2.19	PPBV	# 66
24) PENTANE	2.515	42	9447	0.64	PPBV	# 94
27) CARBON DISULFIDE	2.747	76	35797	0.73	PPBV	# 28
28) ETHANOL	2.184	45	5942	0.98	PPBV	# 94
31) METHYLENE CHLORIDE	2.647	84	2212	0.14	PPBV	# 61
35) TERTIARY BUTYL ALCOHOL	2.653	59	5080	0.13	PPBV	# 57
37) TETRAHYDROFURAN	3.917	72	834	0.15	PPBV	85
38) HEXANE	3.624	57	6184	0.33	PPBV	96
51) BENZENE	4.608	78	5688	0.15	PPBV	85
62) HEPTANE	6.007	43	5297	0.26	PPBV	# 83
66) TOLUENE	7.827	91	47848	0.96	PPBV	97
75) OCTANE	9.762	43	3991	0.14	PPBV	# 85
79) ETHYLBENZENE	11.772	91	25015	0.41	PPBV	98
80) M,P-XYLENE	12.171	91	95579	2.04	PPBV	98
81) O-XYLENE	13.161	91	27188	0.56	PPBV	96
83) NONANE	14.289	43	3368	0.12	PPBV	# 67
92) 4-ETHYLTOLUENE	16.312	105	8980	0.14	PPBV	# 98
93) 1,3,5-TRIMETHYLBENZENE	16.444	105	6305	0.11	PPBV	# 99
96) 1,2,4-TRIMETHYLBENZENE	16.878	105	22921	0.40	PPBV	# 33
102) 1,2,3-TRIMETHYLBENZENE	17.251	105	6551	0.12	PPBV	# 94

(#) = qualifier out of range (m) = manual integration (+) = signals summed

Quantitation Report (QT Reviewed)

Data Path : C:\msdchem\1\data\7w\
Data File : 7w01104.D
Acq On : 20 Mar 2023 7:04 pm
Operator : thomash
Sample : jd61394-1dup
Misc : MS67162,V7W0051,100,,,,8.15
ALS Vial : 4 Sample Multiplier: 1

Quant Time: Mar 21 12:00:08 2023
Quant Method : C:\msdchem\1\methods\M7W0005.M
Quant Title : TO15 by GCMS w/DB-1, 30m X 0.25mm ID X 0.5 um
QLast Update : Wed Dec 07 14:36:34 2022
Response via : Initial Calibration

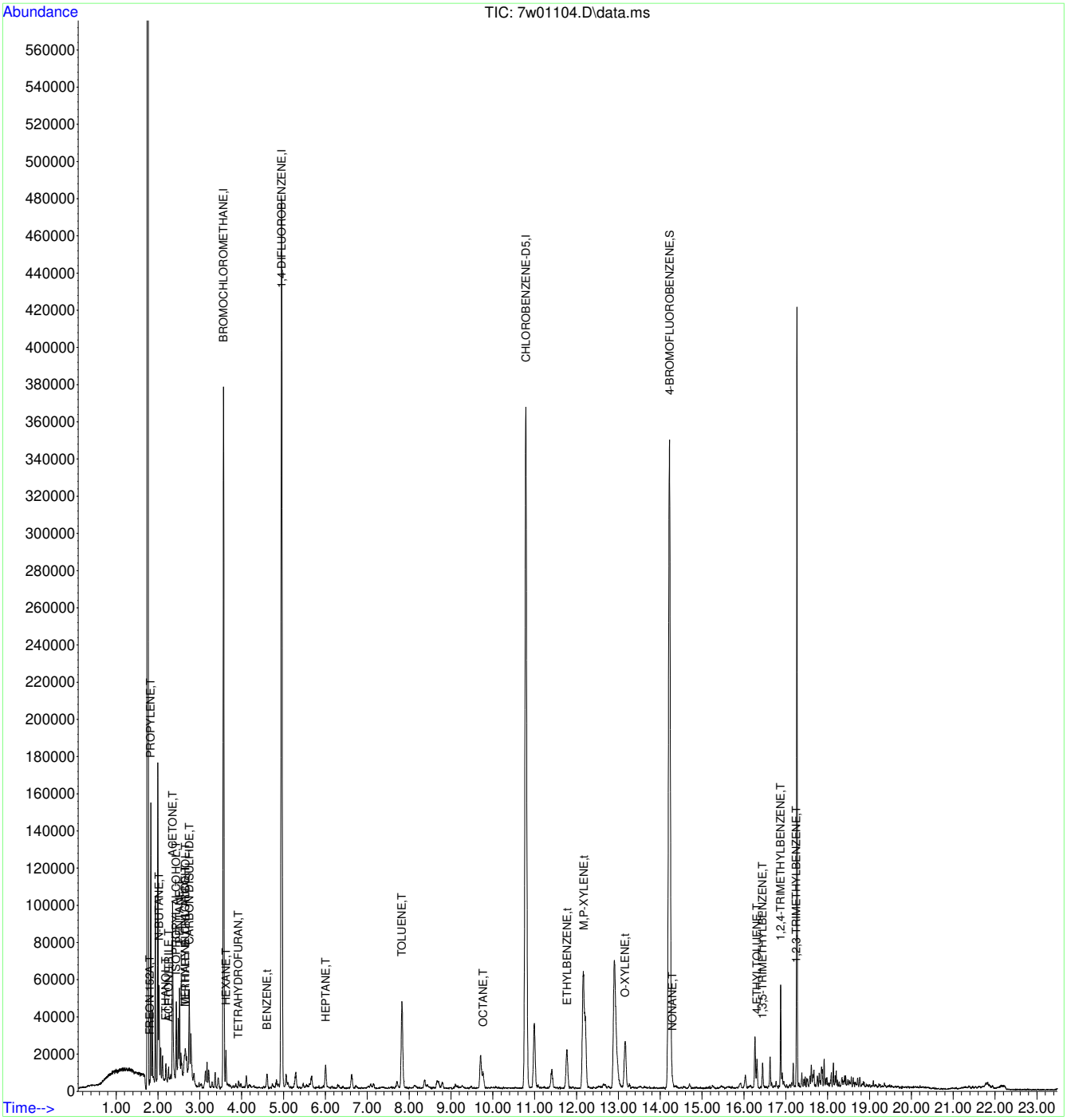

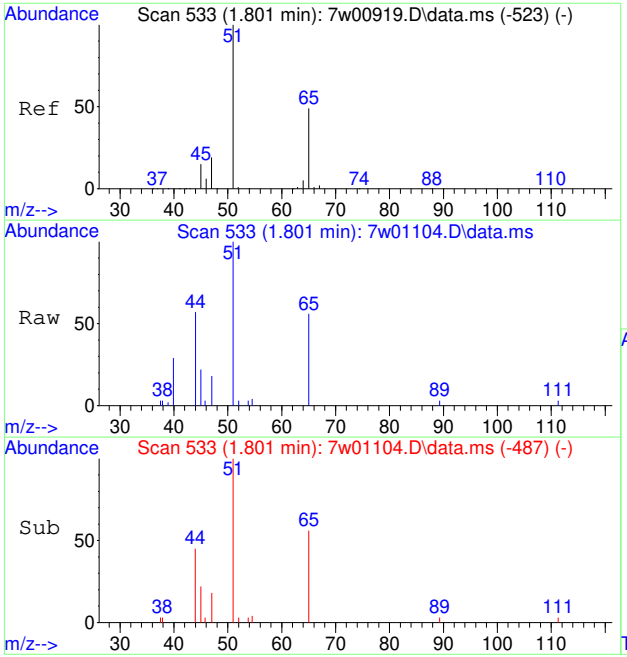

#3
FREON 152A
Concen: 0.19 PPBV
RT: 1.801 min Scan# 533
Delta R.T. -0.003 min
Lab File: 7w01104.D
Acq: 20 Mar 2023 7:04 pm

Tgt Ion: 65 Resp: 985

Ion	Ratio	Lower	Upper
65	100		
45	0.0	18.3	27.5#

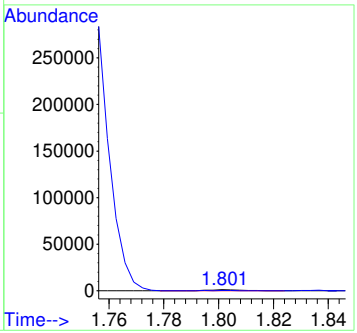

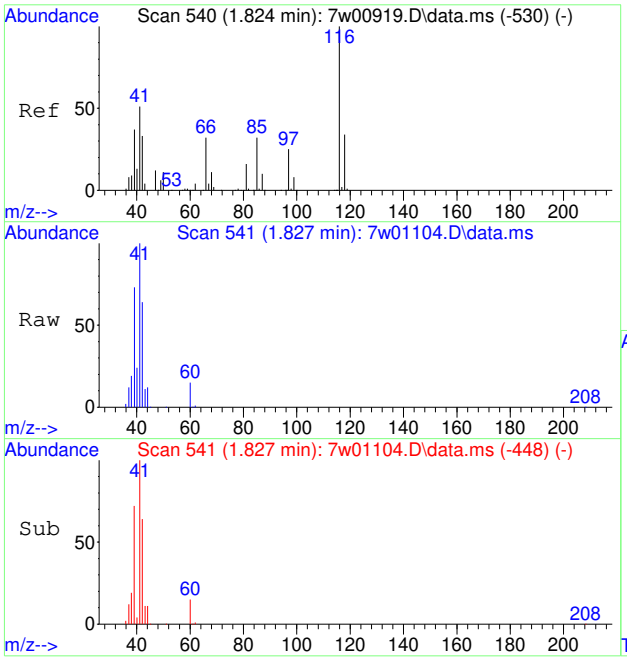

#7
PROPYLENE
Concen: 6.32 PPBV
RT: 1.827 min Scan# 541
Delta R.T. -0.000 min
Lab File: 7w01104.D
Acq: 20 Mar 2023 7:04 pm

Tgt Ion: 41 Resp: 42204

Ion	Ratio	Lower	Upper
41	100		
39	79.3	54.6	81.8
42	64.5	53.8	80.6

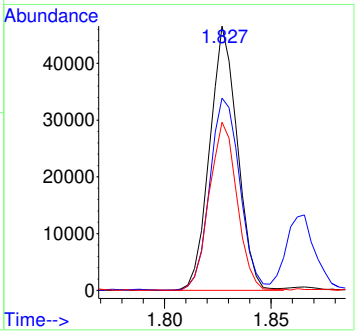

7.4.2

7

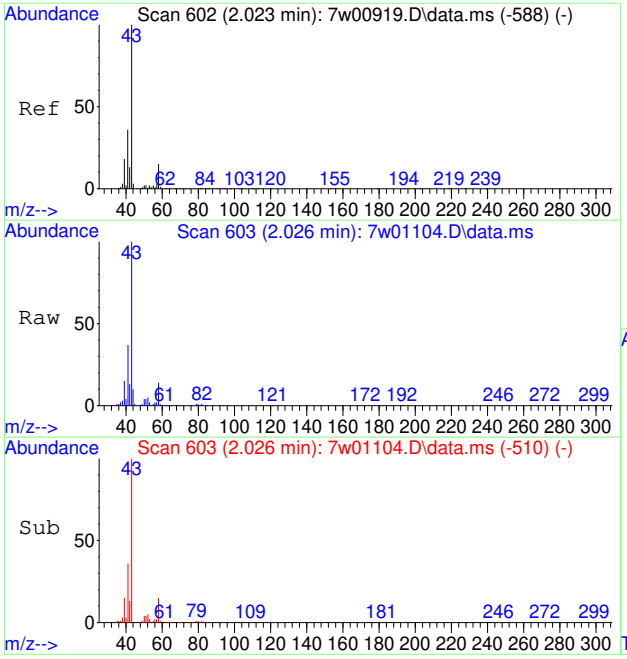

#13
N-BUTANE
Concen: 1.15 PPBV
RT: 2.026 min Scan# 603
Delta R.T. 0.000 min
Lab File: 7w01104.D
Acq: 20 Mar 2023 7:04 pm

Tgt Ion: 43 Resp: 22856

Ion	Ratio	Lower	Upper
43	100		
58	14.5	14.2	21.2
44	9.3	4.2	6.4#

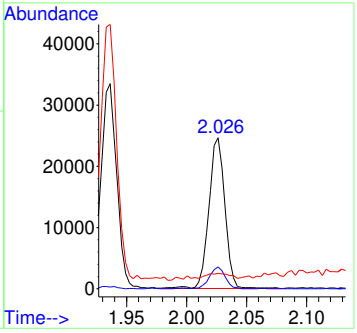

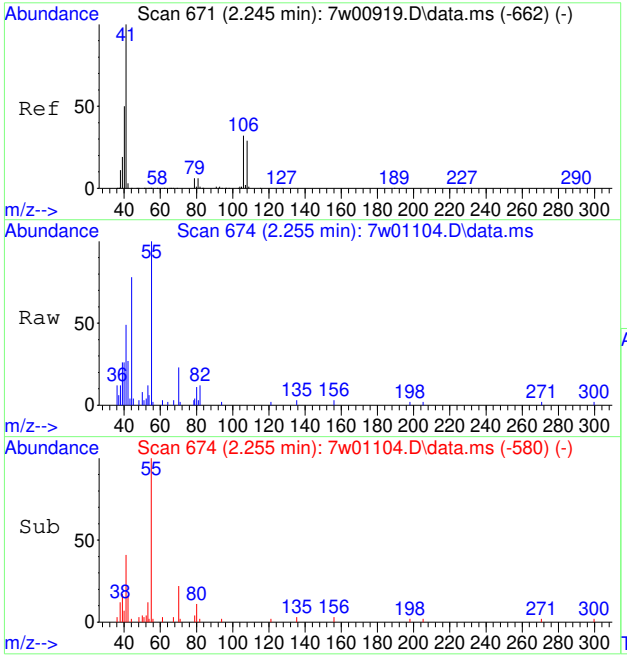

#17
ACETONITRILE
Concen: 0.09 PPBV
RT: 2.255 min Scan# 674
Delta R.T. 0.004 min
Lab File: 7w01104.D
Acq: 20 Mar 2023 7:04 pm

Tgt Ion: 41 Resp: 1030

Ion	Ratio	Lower	Upper
41	100		
40	0.0	41.6	62.4#
39	90.6	14.2	21.4#

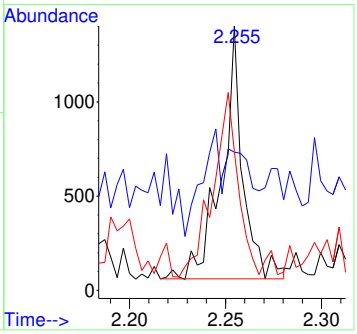

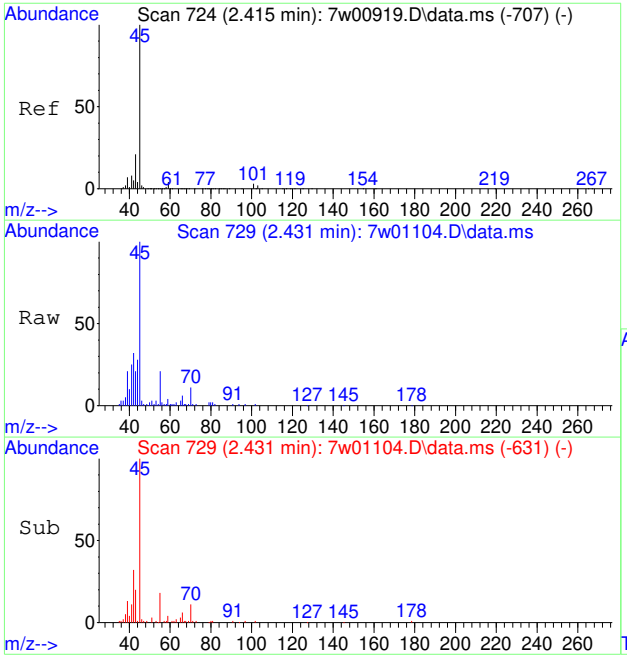

#22
ISOPROPYL ALCOHOL
Concen: 0.50 PPBV
RT: 2.431 min Scan# 729
Delta R.T. 0.016 min
Lab File: 7w01104.D
Acq: 20 Mar 2023 7:04 pm

Tgt Ion: 45 Resp: 14525

Ion	Ratio	Lower	Upper
45	100		
43	28.2	15.5	23.3#
59	4.9	4.1	6.1

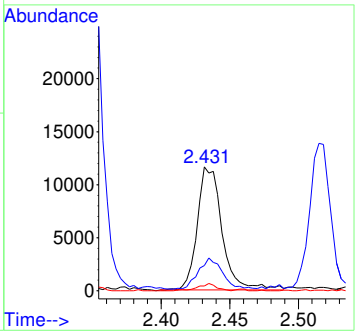

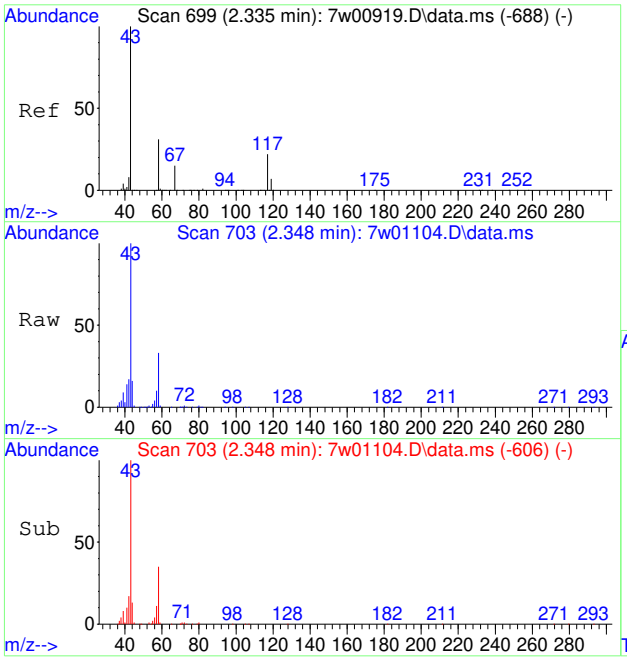

#23
ACETONE
Concen: 2.19 PPBV
RT: 2.348 min Scan# 703
Delta R.T. 0.013 min
Lab File: 7w01104.D
Acq: 20 Mar 2023 7:04 pm

Tgt Ion: 58 Resp: 16348

Ion	Ratio	Lower	Upper
58	100		
43	303.6	195.9	293.9#

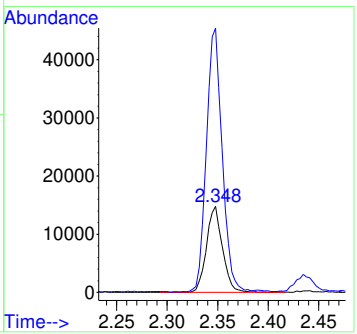

7.4.2

7

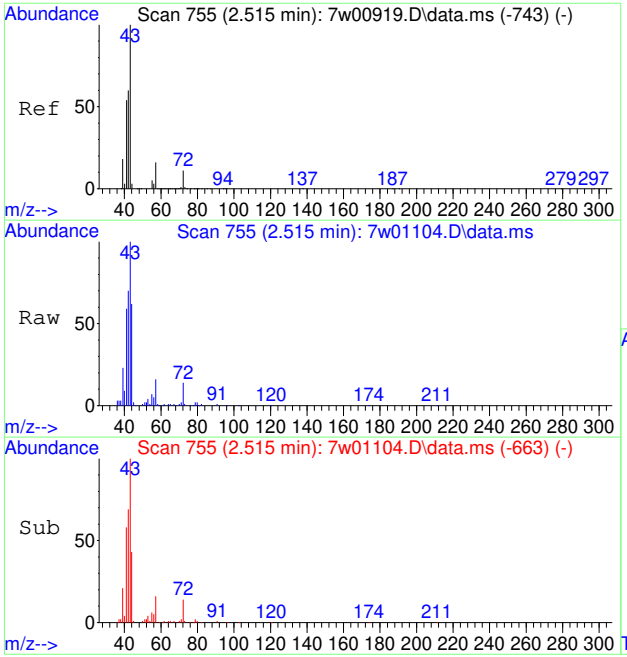

#24
PENTANE
Concen: 0.64 PPBV
RT: 2.515 min Scan# 755
Delta R.T. -0.003 min
Lab File: 7w01104.D
Acq: 20 Mar 2023 7:04 pm

Tgt Ion: 42 Resp: 9447

Ion	Ratio	Lower	Upper
42	100		
41	88.7	69.5	104.3
57	25.1	27.4	41.0#

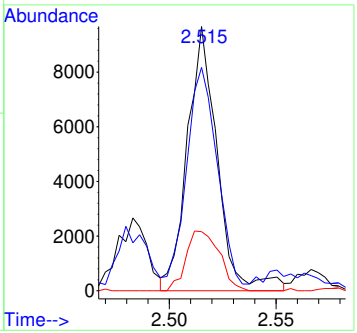

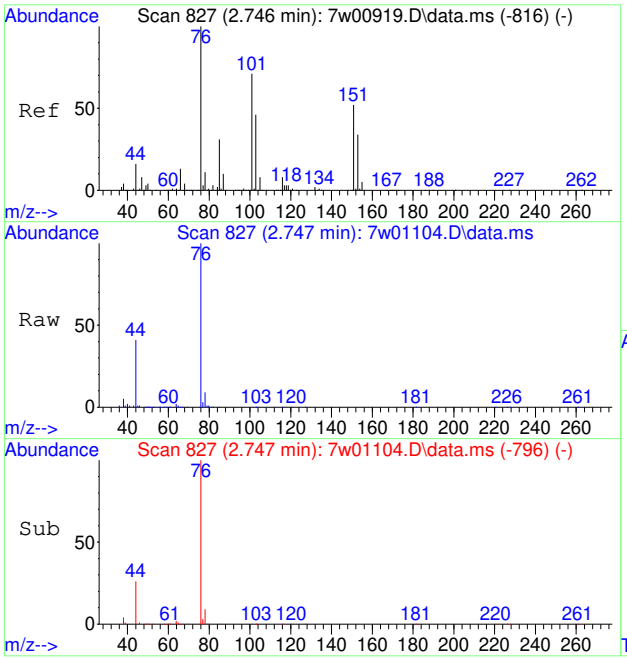

#27
CARBON DISULFIDE
Concen: 0.73 PPBV
RT: 2.747 min Scan# 827
Delta R.T. 0.001 min
Lab File: 7w01104.D
Acq: 20 Mar 2023 7:04 pm

Tgt Ion: 76 Resp: 35797

Ion	Ratio	Lower	Upper
76	100		
78	9.8	8.6	13.0
44	65.1	7.2	10.8#

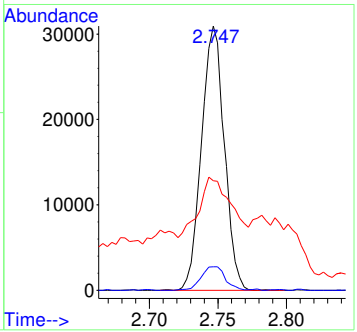

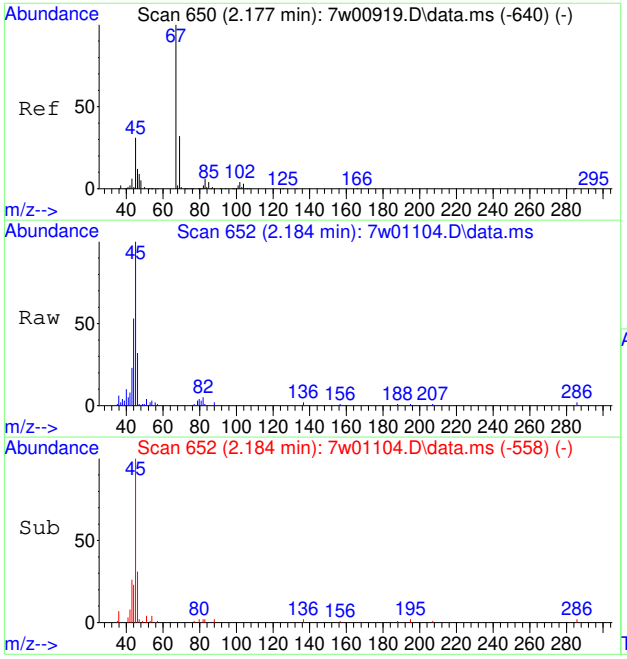

#28
ETHANOL
Concen: 0.98 PPBV
RT: 2.184 min Scan# 652
Delta R.T. 0.003 min
Lab File: 7w01104.D
Acq: 20 Mar 2023 7:04 pm

Tgt Ion: 45 Resp: 5942

Ion	Ratio	Lower	Upper
45	100		
46	40.0	34.1	51.1
42	13.0	6.1	9.1#

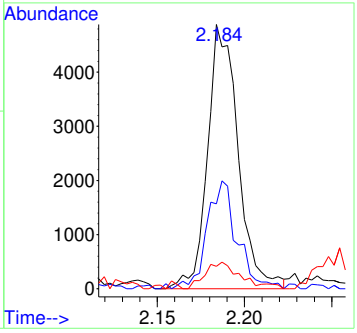

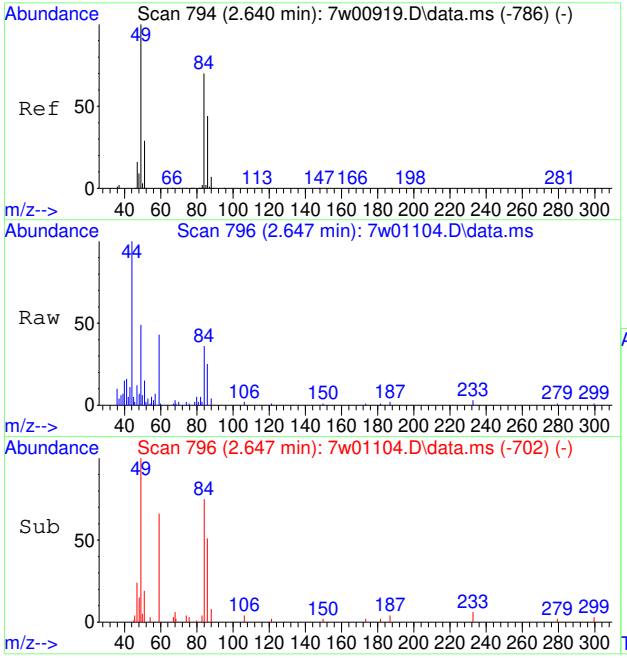

#31
METHYLENE CHLORIDE
Concen: 0.14 PPBV
RT: 2.647 min Scan# 796
Delta R.T. 0.003 min
Lab File: 7w01104.D
Acq: 20 Mar 2023 7:04 pm

Tgt Ion: 84 Resp: 2212

Ion	Ratio	Lower	Upper
84	100		
86	68.8	50.9	76.3
49	157.0	78.6	118.0#

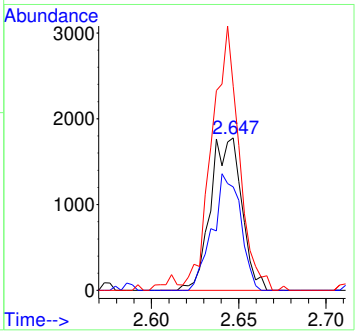

7.4.2

7

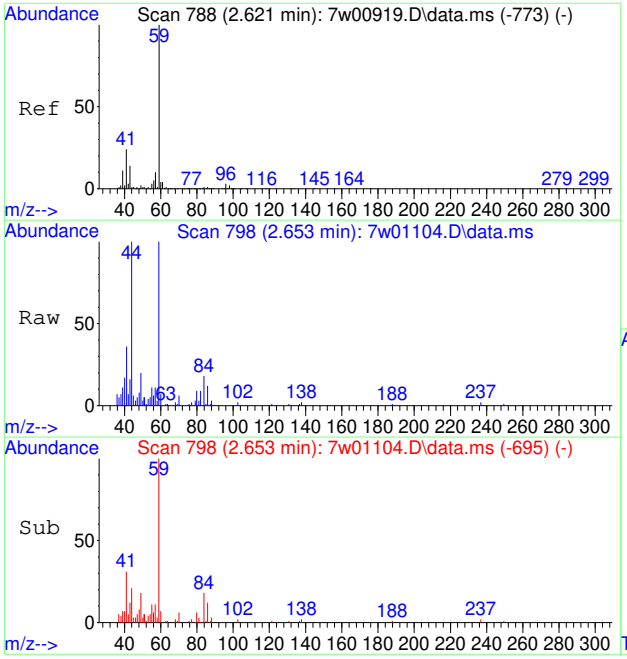

#35
TERTIARY BUTYL ALCOHOL
Concen: 0.13 PPBV
RT: 2.653 min Scan# 798
Delta R.T. 0.032 min
Lab File: 7w01104.D
Acq: 20 Mar 2023 7:04 pm

Tgt Ion: 59 Resp: 5080

Ion	Ratio	Lower	Upper
59	100		
41	61.3	29.9	44.9#
43	32.1	8.9	13.3#

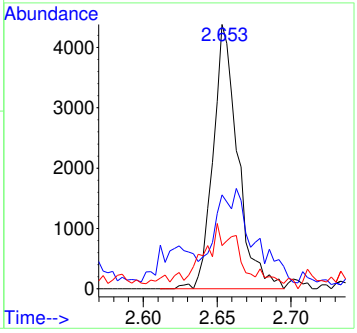

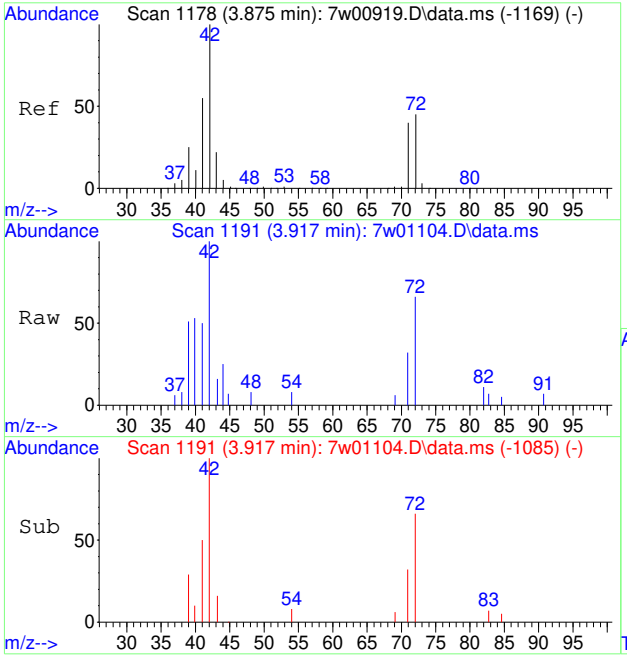

#37
TETRAHYDROFURAN
Concen: 0.15 PPBV
RT: 3.917 min Scan# 1191
Delta R.T. 0.042 min
Lab File: 7w01104.D
Acq: 20 Mar 2023 7:04 pm

Tgt Ion: 72 Resp: 834

Ion	Ratio	Lower	Upper
72	100		
42	219.4	149.0	223.6
71	92.6	74.5	111.7

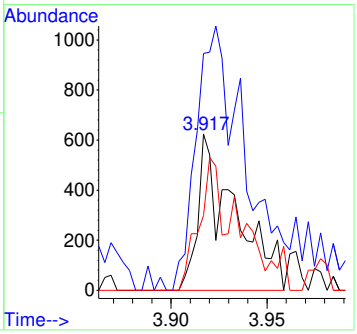

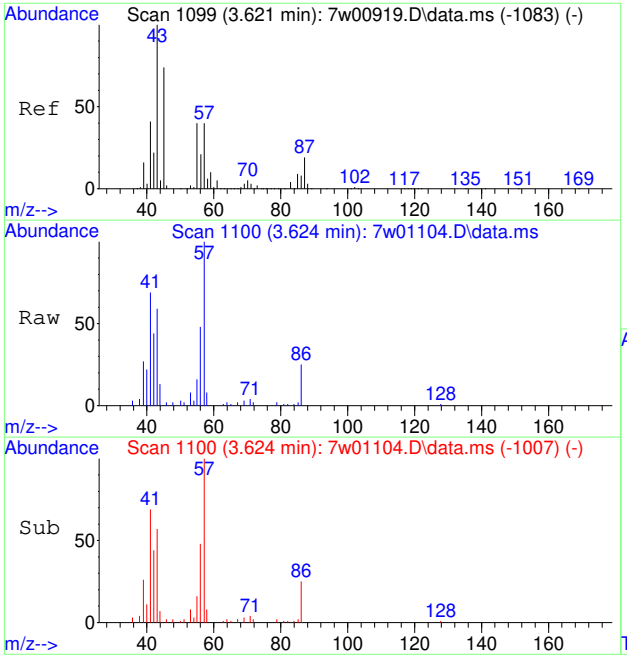

#38
HEXANE
Concen: 0.33 PPBV
RT: 3.624 min Scan# 1100
Delta R.T. 0.000 min
Lab File: 7w01104.D
Acq: 20 Mar 2023 7:04 pm

Tgt Ion: 57 Resp: 6184

Ion	Ratio	Lower	Upper
57	100		
56	56.2	42.0	63.0
41	79.2	66.2	99.2

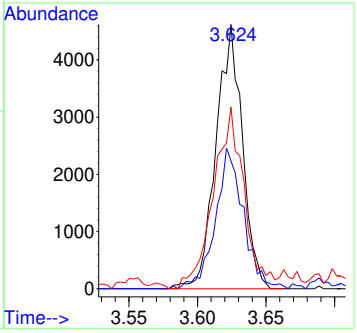

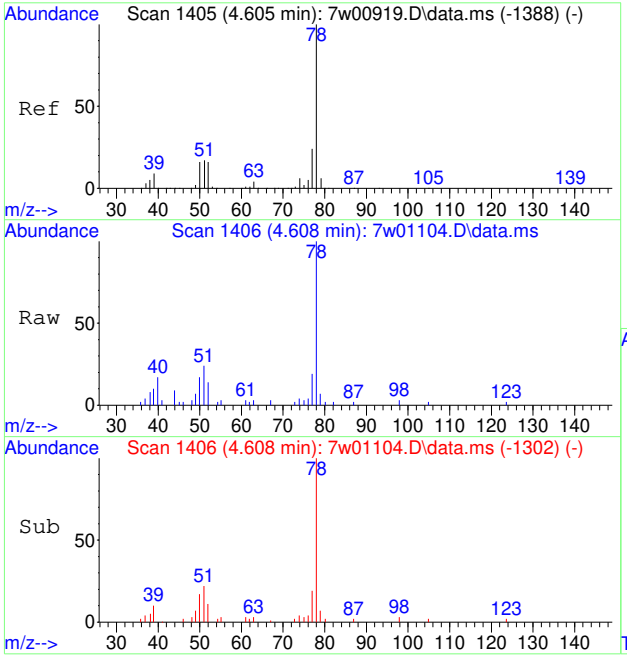

#51
BENZENE
Concen: 0.15 PPBV
RT: 4.608 min Scan# 1406
Delta R.T. 0.003 min
Lab File: 7w01104.D
Acq: 20 Mar 2023 7:04 pm

Tgt Ion: 78 Resp: 5688

Ion	Ratio	Lower	Upper
78	100		
52	18.2	0.0	34.0
51	21.9	0.0	33.5

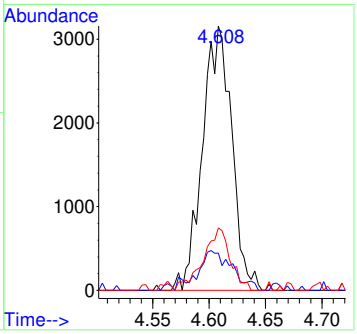

7.4.2

7

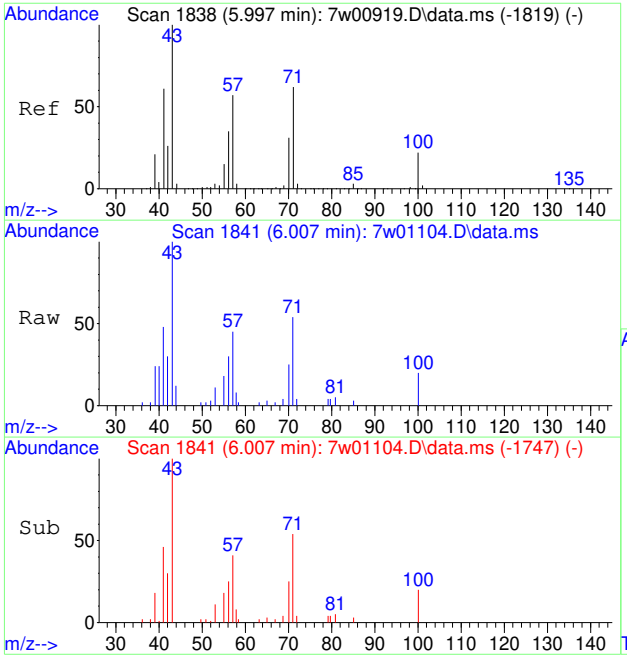

#62
HEPTANE
Concen: 0.26 PPBV
RT: 6.007 min Scan# 1841
Delta R.T. 0.003 min
Lab File: 7w01104.D
Acq: 20 Mar 2023 7:04 pm

Tgt Ion: 43 Resp: 5297

Ion	Ratio	Lower	Upper
43	100		
71	56.0	60.6	90.8#
57	55.0	50.2	75.4

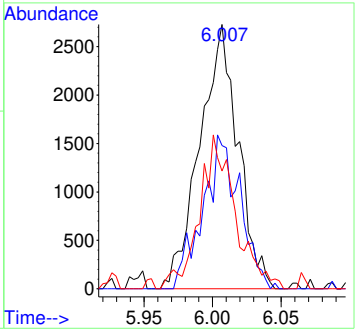

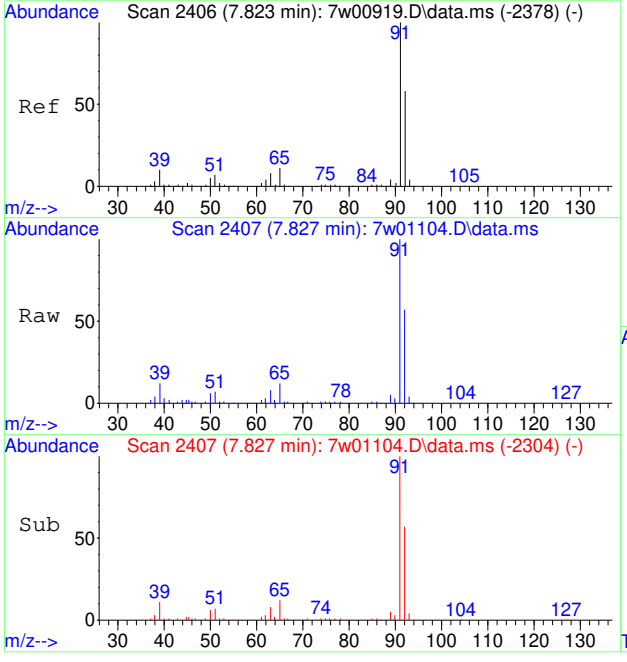

#66
TOLUENE
Concen: 0.96 PPBV
RT: 7.827 min Scan# 2407
Delta R.T. -0.000 min
Lab File: 7w01104.D
Acq: 20 Mar 2023 7:04 pm

Tgt Ion: 91 Resp: 47848

Ion	Ratio	Lower	Upper
91	100		
92	56.8	38.9	78.9

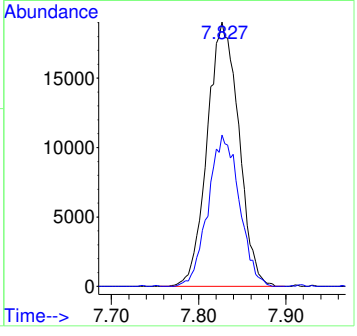

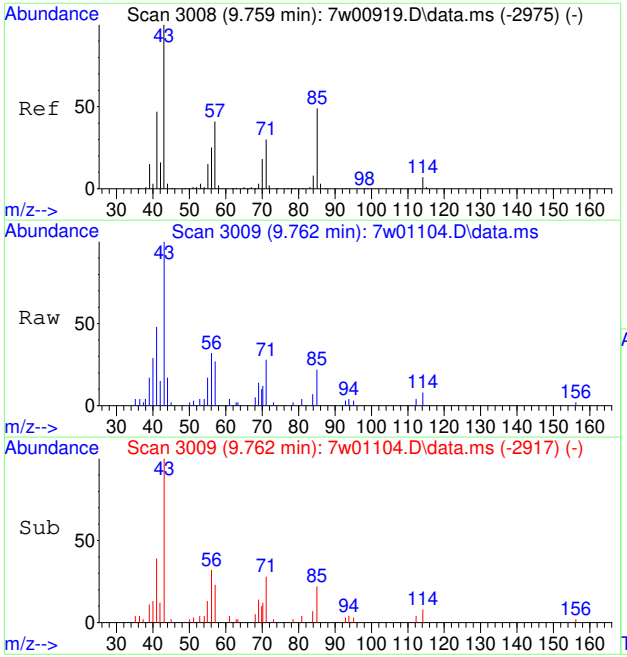

#75
OCTANE
Concen: 0.14 PPBV
RT: 9.762 min Scan# 3009
Delta R.T. -0.003 min
Lab File: 7w01104.D
Acq: 20 Mar 2023 7:04 pm

Tgt Ion: 43 Resp: 3991

Ion	Ratio	Lower	Upper
43	100		
85	44.8	49.8	74.8#
57	51.2	38.8	58.2

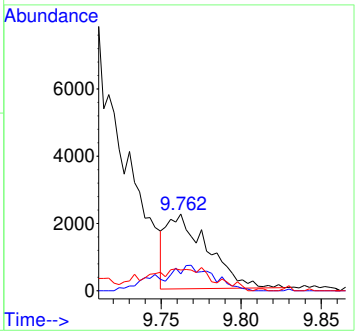

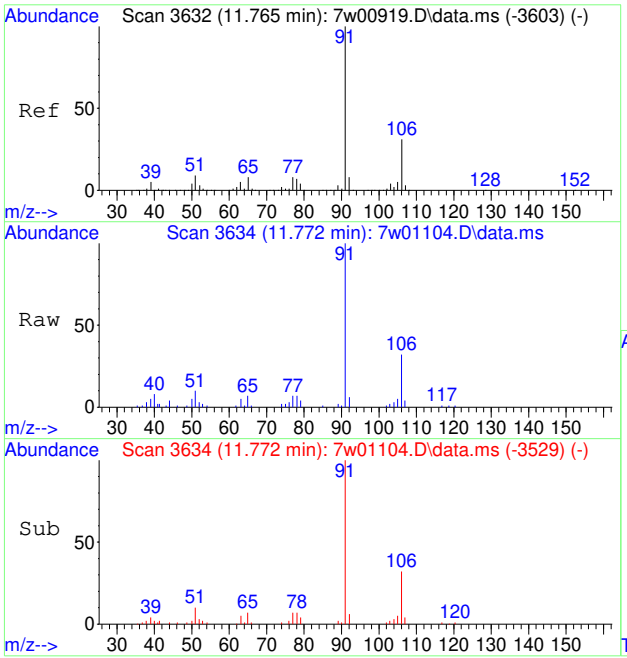

#79
ETHYLBENZENE
Concen: 0.41 PPBV
RT: 11.772 min Scan# 3634
Delta R.T. 0.007 min
Lab File: 7w01104.D
Acq: 20 Mar 2023 7:04 pm

Tgt Ion: 91 Resp: 25015

Ion	Ratio	Lower	Upper
91	100		
106	32.6	11.7	51.7

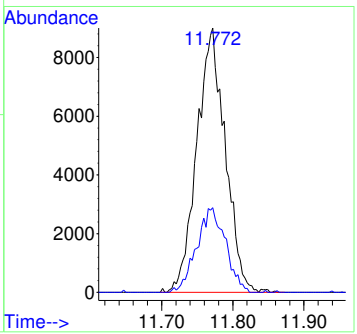

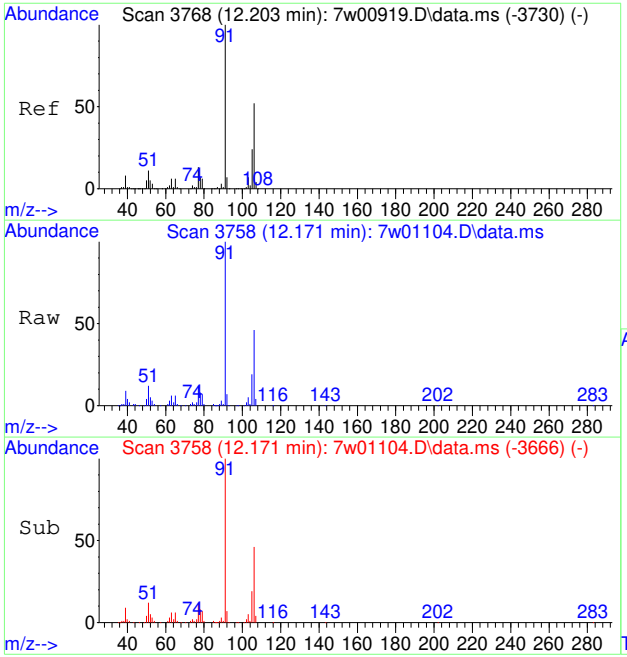

#80
M,P-XYLENE
Concen: 2.04 PPBV
RT: 12.171 min Scan# 3758
Delta R.T. -0.035 min
Lab File: 7w01104.D
Acq: 20 Mar 2023 7:04 pm

Tgt Ion: 91 Resp: 95579

Ion	Ratio	Lower	Upper
91	100		
106	50.6	31.5	71.5
105	22.1	3.6	43.6

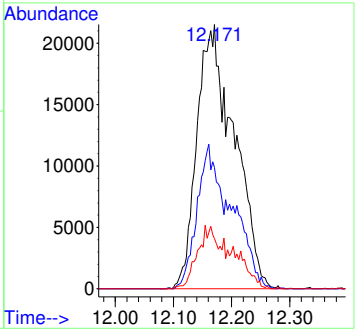

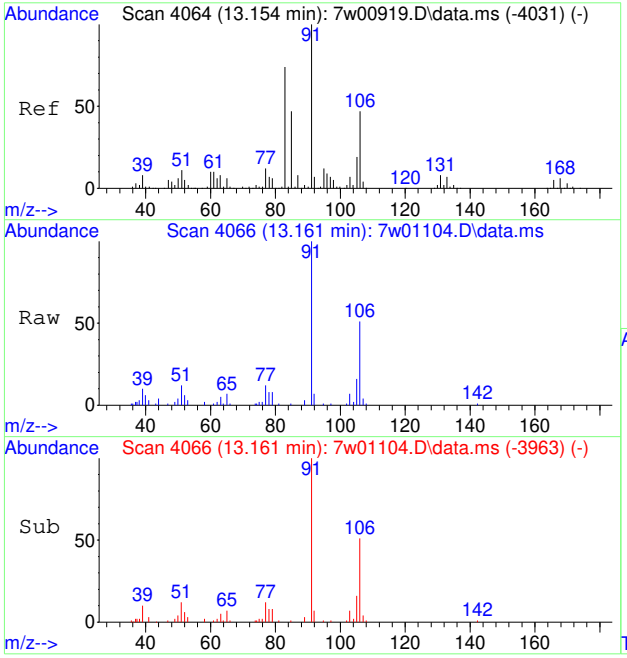

#81
O-XYLENE
Concen: 0.56 PPBV
RT: 13.161 min Scan# 4066
Delta R.T. -0.000 min
Lab File: 7w01104.D
Acq: 20 Mar 2023 7:04 pm

Tgt Ion: 91 Resp: 27188

Ion	Ratio	Lower	Upper
91	100		
106	50.8	39.1	58.7
105	16.2	15.7	23.5

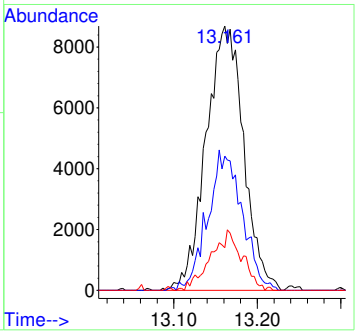

7.4.2

7

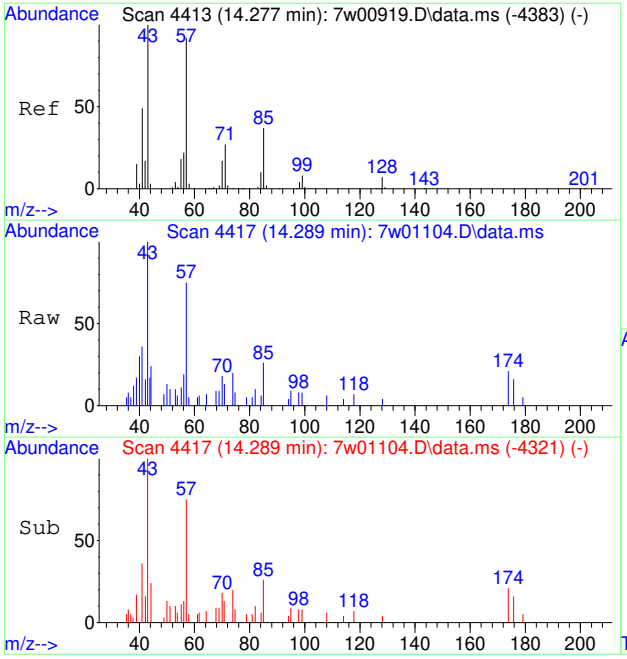

#83
NONANE
Concen: 0.12 PPBV
RT: 14.289 min Scan# 4417
Delta R.T. 0.009 min
Lab File: 7w01104.D
Acq: 20 Mar 2023 7:04 pm

Tgt Ion: 43 Resp: 3368

Ion	Ratio	Lower	Upper
43	100		
85	33.3	37.8	56.6#
57	69.0	87.0	130.4#

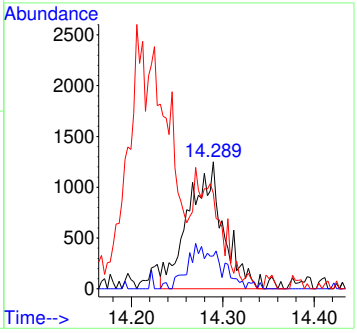

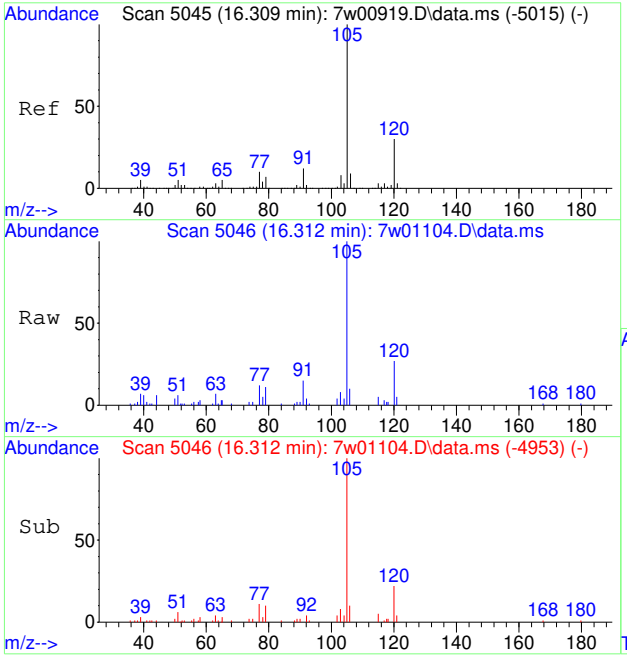

#92
4-ETHYLTOLUENE
Concen: 0.14 PPBV
RT: 16.312 min Scan# 5046
Delta R.T. -0.000 min
Lab File: 7w01104.D
Acq: 20 Mar 2023 7:04 pm

Tgt Ion:105 Resp: 8980

Ion	Ratio	Lower	Upper
105	100		
120	28.6	23.7	35.5
119	0.0	1.9	2.9#

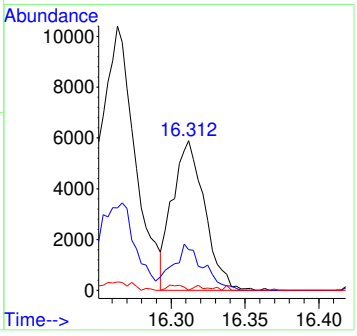

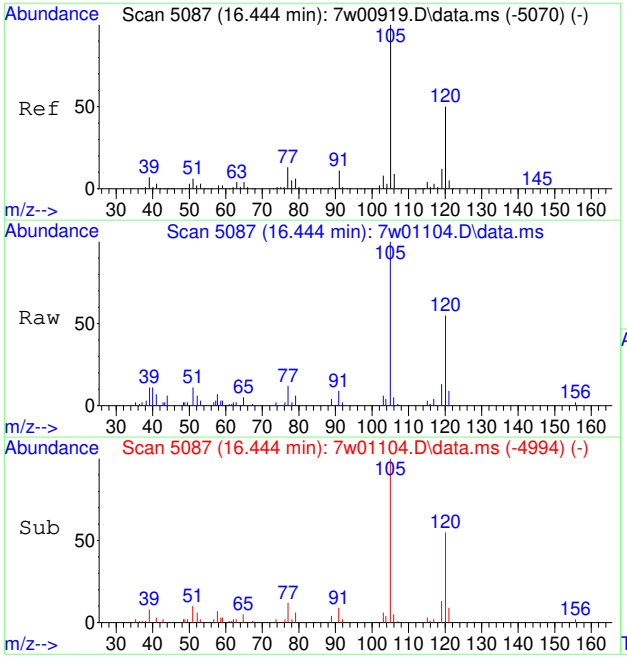

#93
1,3,5-TRIMETHYLBENZENE
Concen: 0.11 PPBV
RT: 16.444 min Scan# 5087
Delta R.T. -0.000 min
Lab File: 7w01104.D
Acq: 20 Mar 2023 7:04 pm

Tgt Ion:105 Resp: 6305

Ion	Ratio	Lower	Upper
105	100		
120	50.1	40.4	60.6
91	11.2	7.4	11.2#

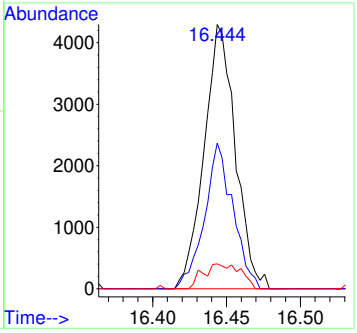

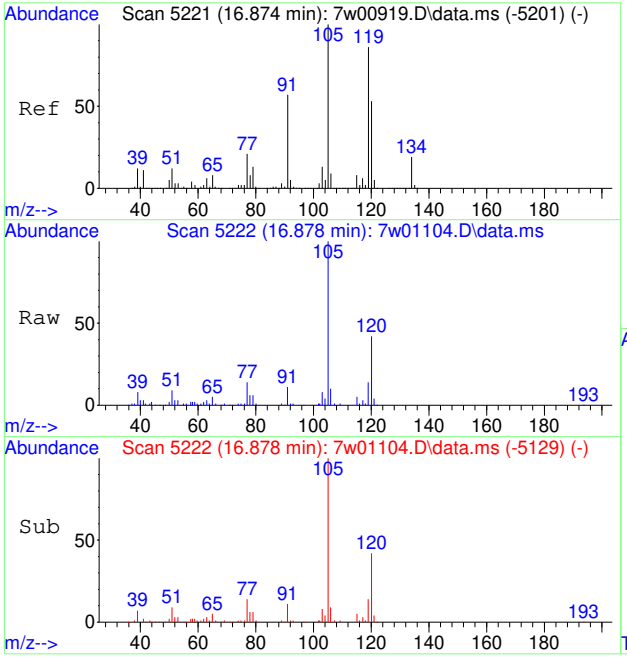

#96
1,2,4-TRIMETHYLBENZENE
Concen: 0.40 PPBV
RT: 16.878 min Scan# 5222
Delta R.T. -0.000 min
Lab File: 7w01104.D
Acq: 20 Mar 2023 7:04 pm

Tgt Ion:105 Resp: 22921

Ion	Ratio	Lower	Upper
105	100		
120	46.3	45.4	68.2
119	12.1	90.6	135.8#

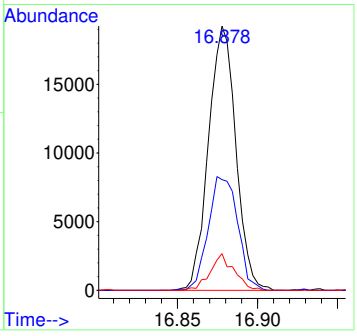

7.4.2

7

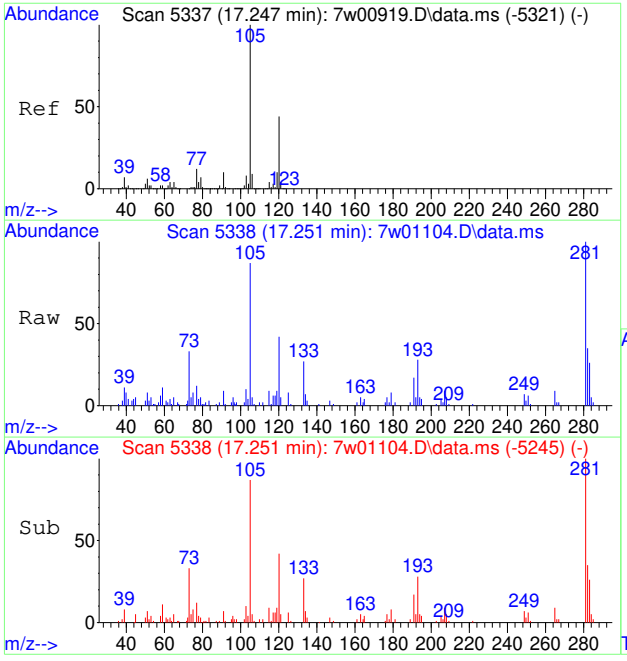

#102
1,2,3-TRIMETHYLBENZENE
Concen: 0.12 PPBV
RT: 17.251 min Scan# 5338
Delta R.T. -0.000 min
Lab File: 7w01104.D
Acq: 20 Mar 2023 7:04 pm

Tgt Ion:105 Resp: 6551

Ion	Ratio	Lower	Upper
105	100		
120	45.4	35.0	52.6
91	17.2	7.3	10.9#

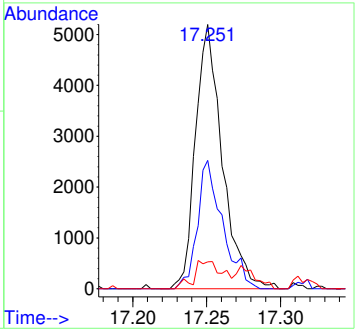

7.4.2

7

Quantitation Report (QT Reviewed)

Data Path : C:\msdchem\1\DATA\
Data File : 3w78882.D
Acq On : 18 Jan 2023 11:39 pm
Operator : thomash
Sample : scc(a2103),cp12053
Misc : MS65783,V3W3107,,,,,1
ALS Vial : 2 Sample Multiplier: 1

Quant Time: Jan 19 12:48:12 2023
Quant Method : C:\msdchem\1\METHODS\M3W3100.M
Quant Title : TO15 by GCMS w/Rtx-1, 60 m X 0.32mm ID X 1.0 um
QLast Update : Tue Jan 10 06:23:29 2023
Response via : Initial Calibration

Compound	R.T.	QIon	Response	Conc	Units	Dev(Min)
Internal Standards						
1) BROMOCHLOROMETHANE	7.952	128	99711	10.00	PPBV	# 0.00
51) 1,4-DIFLUOROBENZENE	9.661	114	528824	10.00	PPBV	0.00
70) CHLOROBENZENE-D5	13.920	82	272512	10.00	PPBV	0.00
109) BROMOCHLOROMETHANE (A)	7.952	128	99711	10.00	PPBV	# 0.00
System Monitoring Compounds						
85) 4-BROMOFLUOROBENZENE	15.568	95	292749	9.45	PPBV	0.00
Spiked Amount 10.000	Range 65 - 128		Recovery = 94.50%			
Target Compounds						Qvalue

(#) = qualifier out of range (m) = manual integration (+) = signals summed

7.5.1

7

Quantitation Report (QT Reviewed)

Data Path : C:\msdchem\1\DATA\
Data File : 3w78882.D
Acq On : 18 Jan 2023 11:39 pm
Operator : thomash
Sample : scc(a2103),cp12053
Misc : MS65783,V3W3107,,,,,1
ALS Vial : 2 Sample Multiplier: 1

Quant Time: Jan 19 12:48:12 2023
Quant Method : C:\msdchem\1\METHODS\M3W3100.M
Quant Title : TO15 by GCMS w/Rtx-1, 60 m X 0.32mm ID X 1.0 um
QLast Update : Tue Jan 10 06:23:29 2023
Response via : Initial Calibration

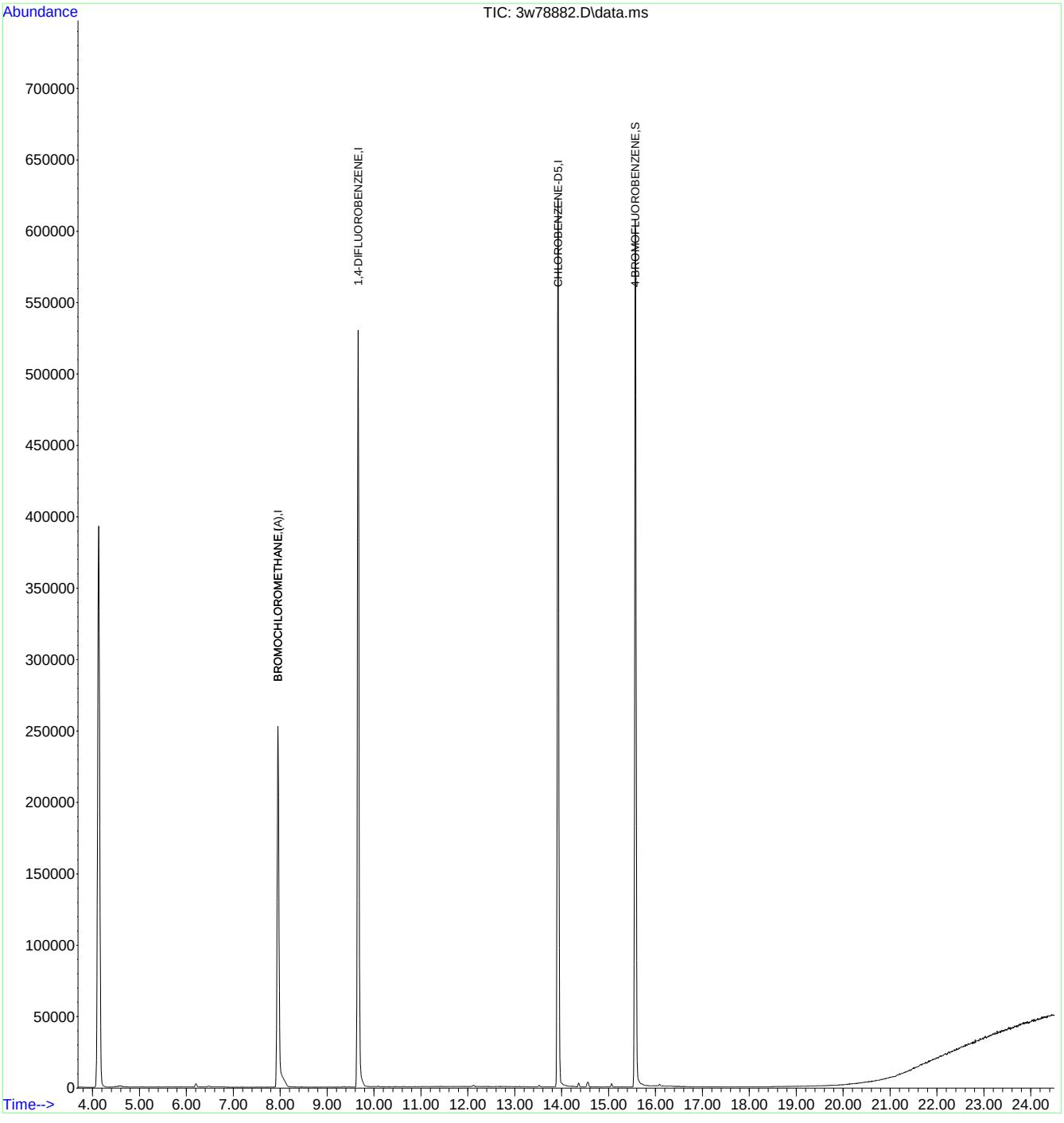

Quantitation Report (QT Reviewed)

Data Path : C:\msdchem\1\DATA\
Data File : 2w63016.D
Acq On : 25 Jan 2023 2:49 am
Operator : thomash
Sample : scc(a1869),cp12062
Misc : MS65900,V2w2802,400,,,,1
ALS Vial : 19 Sample Multiplier: 1

Quant Time: Jan 26 11:04:09 2023
Quant Method : C:\msdchem\1\METHODS\M2W2776.M
Quant Title : TO15 by GCMS w/DB-1, 30m X 0.25mm ID X 0.5 um
QLast Update : Mon Dec 19 08:01:03 2022
Response via : Initial Calibration

Compound	R.T.	QIon	Response	Conc	Units	Dev(Min)
Internal Standards						
1) BROMOCHLOROMETHANE	3.441	128	45915	10.00	PPBV	0.00
52) 1,4-DIFLUOROBENZENE	4.769	114	235239	10.00	PPBV	0.00
76) CHLOROBENZENE-D5	10.444	117	214060	10.00	PPBV	0.00
System Monitoring Compounds						
87) 4-BROMOFLUOROBENZENE	13.830	95	151586	9.17	PPBV	0.00

Target Compounds Qvalue

(#) = qualifier out of range (m) = manual integration (+) = signals summed

7.5.2

7

Quantitation Report (QT Reviewed)

Data Path : C:\msdchem\1\DATA\
Data File : 2w63016.D
Acq On : 25 Jan 2023 2:49 am
Operator : thomash
Sample : scc(a1869),cp12062
Misc : MS65900,V2w2802,400,,,,1
ALS Vial : 19 Sample Multiplier: 1

Quant Time: Jan 26 11:04:09 2023
Quant Method : C:\msdchem\1\METHODS\M2W2776.M
Quant Title : TO15 by GCMS w/DB-1, 30m X 0.25mm ID X 0.5 um
QLast Update : Mon Dec 19 08:01:03 2022
Response via : Initial Calibration

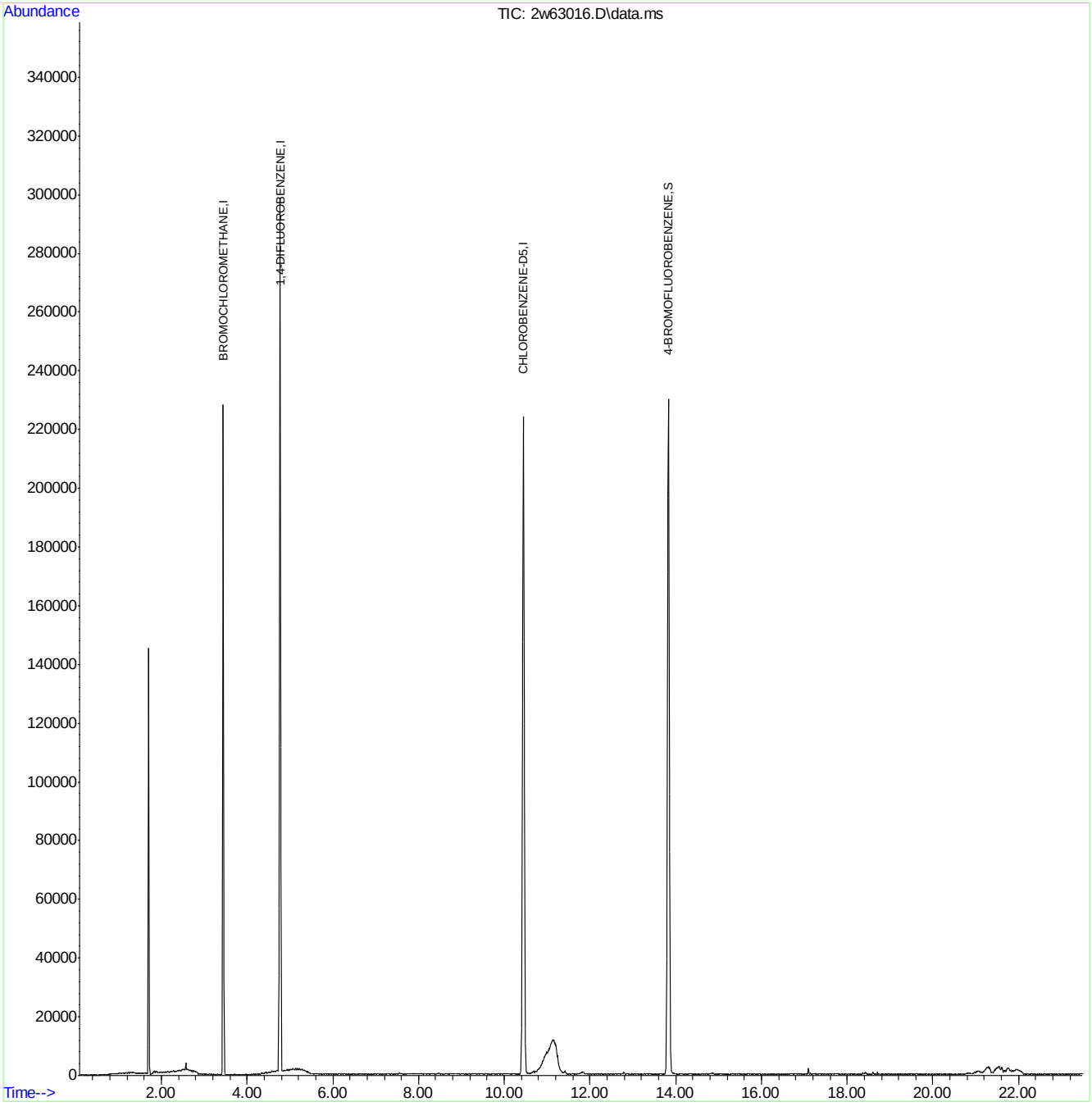

M2W2776.M Thu Jan 26 12:42:18 2023 GCMS2W Page: 2

Quantitation Report (QT Reviewed)

Data Path : C:\msdchem\1\DATA\
Data File : 2w63017.D
Acq On : 25 Jan 2023 3:29 am
Operator : thomash
Sample : scc(a880),cp12061
Misc : MS65900,V2w2802,400,,,,1
ALS Vial : 20 Sample Multiplier: 1

Quant Time: Jan 26 12:36:31 2023
Quant Method : C:\msdchem\1\METHODS\M2W2776.M
Quant Title : TO15 by GCMS w/DB-1, 30m X 0.25mm ID X 0.5 um
QLast Update : Mon Dec 19 08:01:03 2022
Response via : Initial Calibration

Compound	R.T.	QIon	Response	Conc	Units	Dev(Min)
Internal Standards						
1) BROMOCHLOROMETHANE	3.441	128	46530	10.00	PPBV	0.00
52) 1,4-DIFLUOROBENZENE	4.769	114	237572	10.00	PPBV	0.00
76) CHLOROBENZENE-D5	10.444	117	214620	10.00	PPBV	0.00
System Monitoring Compounds						
87) 4-BROMOFLUOROBENZENE	13.827	95	152226	9.18	PPBV	0.00

Target Compounds Qvalue

(#) = qualifier out of range (m) = manual integration (+) = signals summed

7.5.3

7

Quantitation Report (QT Reviewed)

Data Path : C:\msdchem\1\DATA\
Data File : 2w63017.D
Acq On : 25 Jan 2023 3:29 am
Operator : thomash
Sample : scc(a880),cp12061
Misc : MS65900,V2w2802,400,,,,1
ALS Vial : 20 Sample Multiplier: 1

Quant Time: Jan 26 12:36:31 2023
Quant Method : C:\msdchem\1\METHODS\M2W2776.M
Quant Title : TO15 by GCMS w/DB-1, 30m X 0.25mm ID X 0.5 um
QLast Update : Mon Dec 19 08:01:03 2022
Response via : Initial Calibration

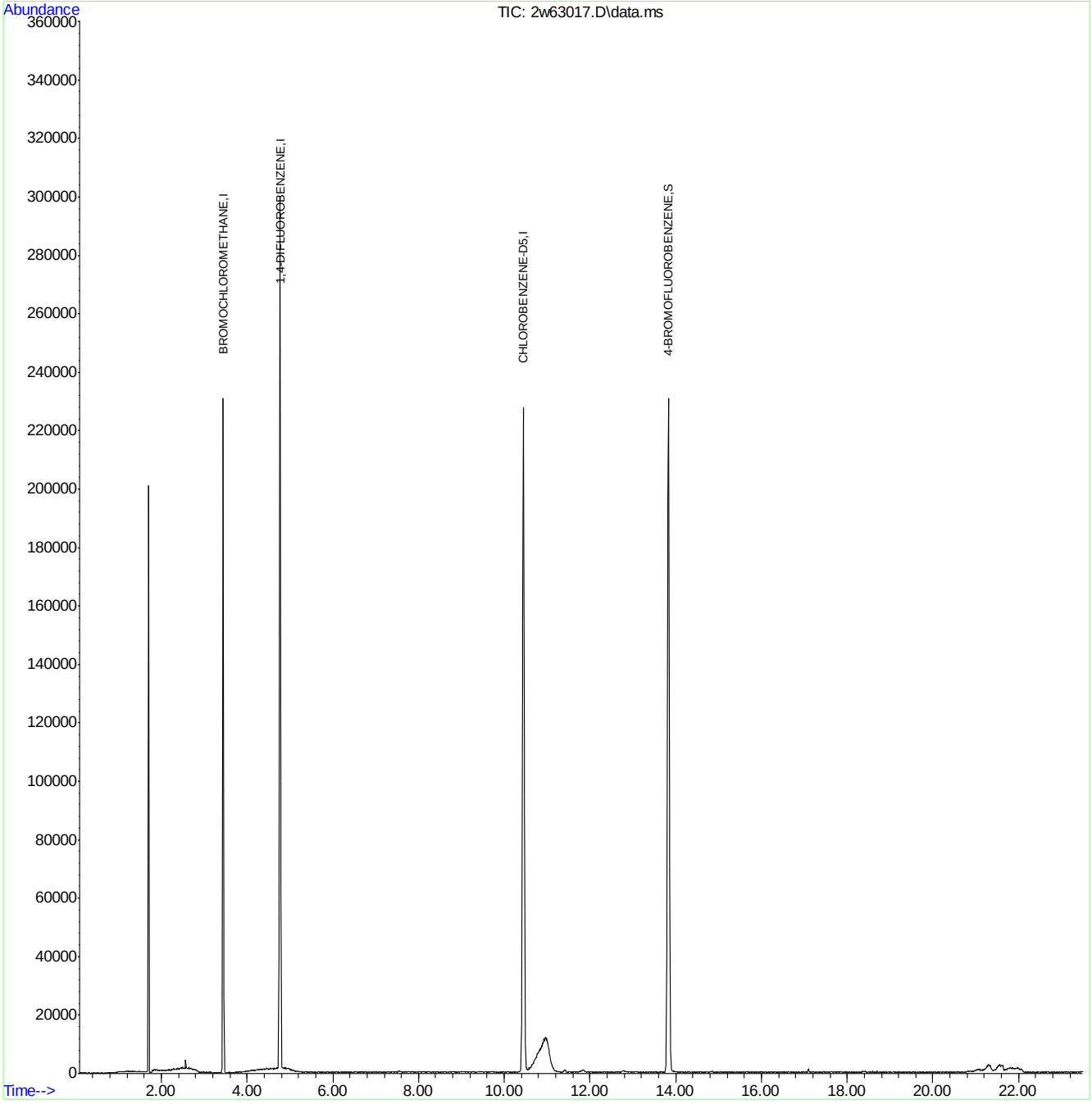

M2W2776.M Thu Jan 26 12:42:20 2023 GCMS2W Page: 2

BFB

Data File : C:\msdchem\1\DATA\2w62382.D
Acq On : 14 Dec 2022 5:23 pm
Sample : bfb
Misc : MS64821,V2w2776,,,,,1
MS Integration Params: rteint.p

Vial: 1
Operator: thomash
Inst : MS2W
Multiplr: 1.00

Method : C:\msdchem\1\METHODS\M2W2776.M (RTE Integrator)
Title : TO15 by GCMS w/DB-1, 30m X 0.25mm ID X 0.5 um

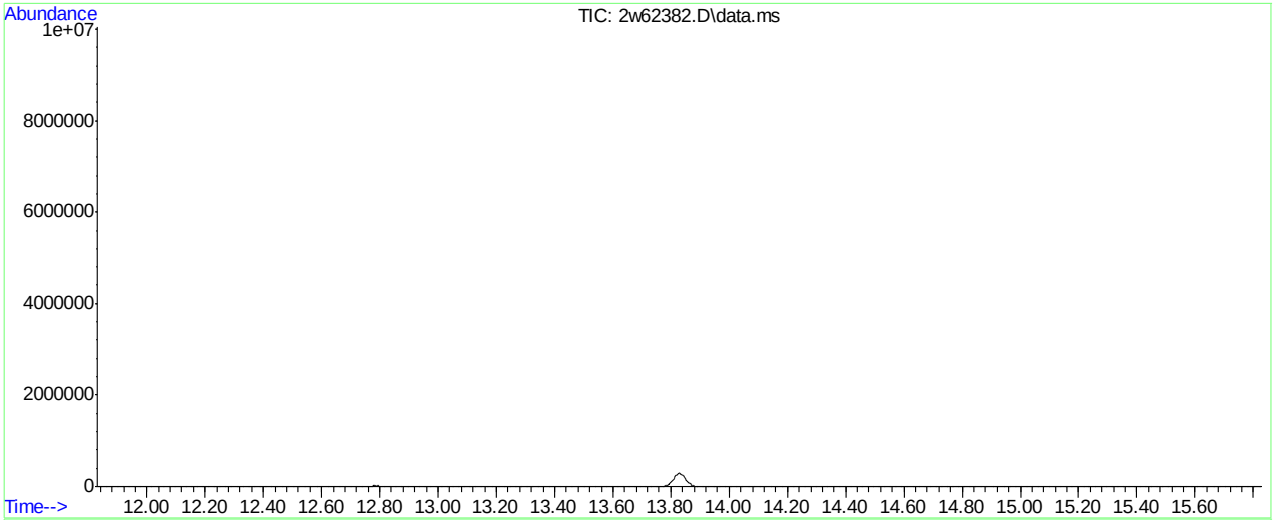

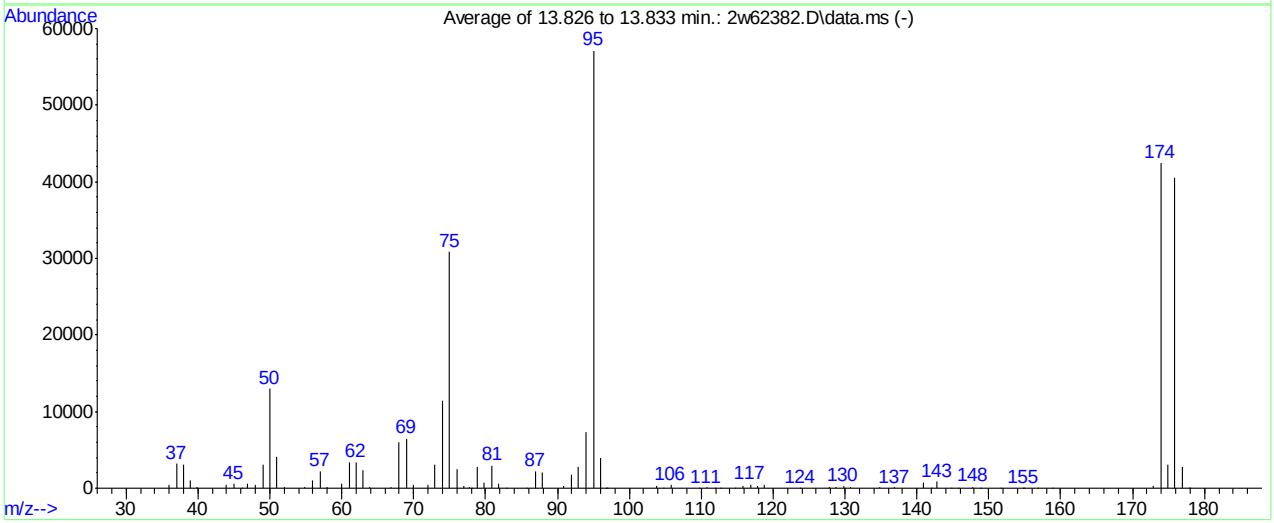

AutoFind: Scans 4273, 4274, 4275; Background Corrected with Scan 4246

Target Mass	Rel. to Mass	Lower Limit%	Upper Limit%	Rel. Abn%	Raw Abn	Result Pass/Fail
50	95	8	40	22.8	13015	PASS
75	95	30	66	54.0	30880	PASS
95	95	100	100	100.0	57157	PASS
96	95	5	9	6.8	3907	PASS
173	174	0.00	2	0.6	242	PASS
174	95	50	120	74.4	42512	PASS
175	174	4	9	7.2	3043	PASS
176	174	93	101	95.3	40504	PASS
177	176	5	9	6.8	2767	PASS

2w62382.D M2W2776.M Fri Dec 16 16:23:45 2022 GCMS2W

Average of 13.826 to 13.833 min.: 2w62382.D\data.ms
bfb
Modified:subtracted

m/z	abund.	m/z	abund.	m/z	abund.	m/z	abund.
36.00	508	50.00	13015	63.95	188	77.80	177
37.00	3191	51.00	4103	66.85	128	78.10	31
38.00	3078	52.00	135	68.00	5974	78.90	2816
39.00	1096	54.90	140	69.00	6480	79.85	720
39.90	89	55.95	1052	69.95	493	80.90	2937
44.00	407	57.00	2213	71.95	390	81.85	655
45.00	539	57.90	84	73.00	3018	82.85	65
46.10	42	59.95	656	74.00	11425	85.70	18
46.95	556	61.00	3393	75.00	30880	86.95	2203
47.95	388	62.00	3393	76.00	2512	87.95	2078
49.00	3065	63.00	2364	76.95	268	90.80	334

Average of 13.826 to 13.833 min.: 2w62382.D\data.ms
bfb
Modified:subtracted

m/z	abund.	m/z	abund.	m/z	abund.	m/z	abund.
91.95	1828	110.80	112	129.80	237	151.70	21
92.95	2809	111.90	22	130.85	81	154.80	74
94.00	7266	112.75	67	134.85	116	155.00	17
95.00	57157	114.70	55	136.90	122	156.80	68
96.00	3907	115.85	245	140.85	690	158.90	60
96.80	26	116.90	450	141.95	56	172.90	242
97.00	65	117.85	271	142.85	861	173.90	42512
103.80	369	118.80	411	144.85	58	174.90	3043
104.75	71	123.80	27	145.80	31	175.90	40504
105.80	392	127.80	187	147.80	183	176.90	2767
109.80	21	128.80	116	148.90	23	177.80	45

Average of 13.826 to 13.833 min.: 2w62382.D\data.ms
bfb
Modified:subtracted

m/z	abund.	m/z	abund.	m/z	abund.	m/z	abund.
178.00	40						

BFB

Data File : C:\msdchem\1\DATA\2w62990.D
Acq On : 24 Jan 2023 8:55 am
Sample : bfb
Misc : MS65783,V2w2802,,,,,1
MS Integration Params: rteint.p

Vial: 1
Operator: thomash
Inst : MS2W
Multiplr: 1.00

Method : C:\msdchem\1\METHODS\M2W2776.M (RTE Integrator)
Title : TO15 by GCMS w/DB-1, 30m X 0.25mm ID X 0.5 um

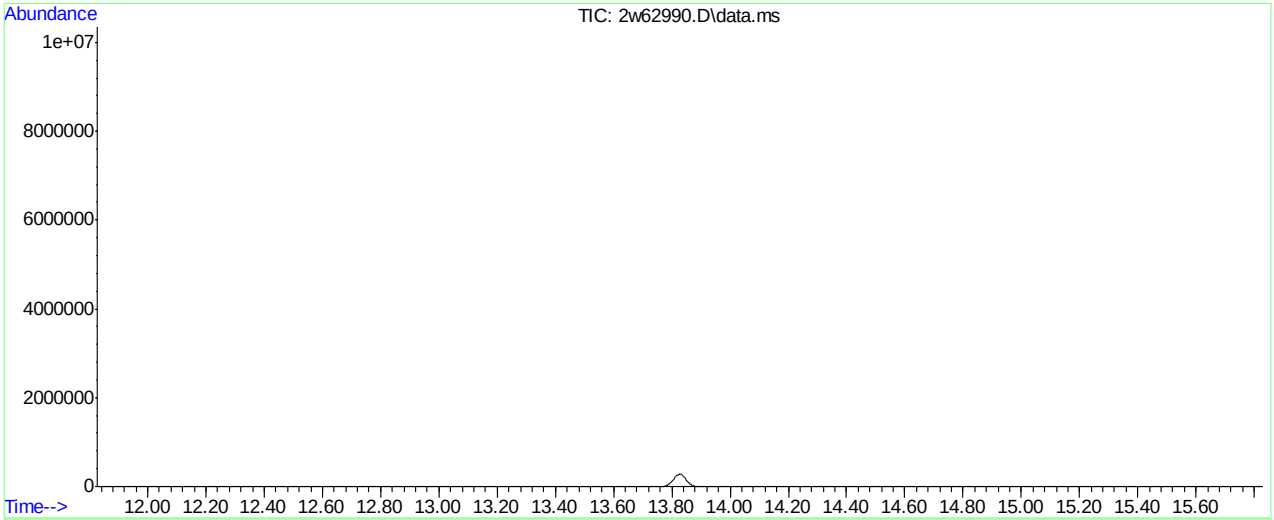

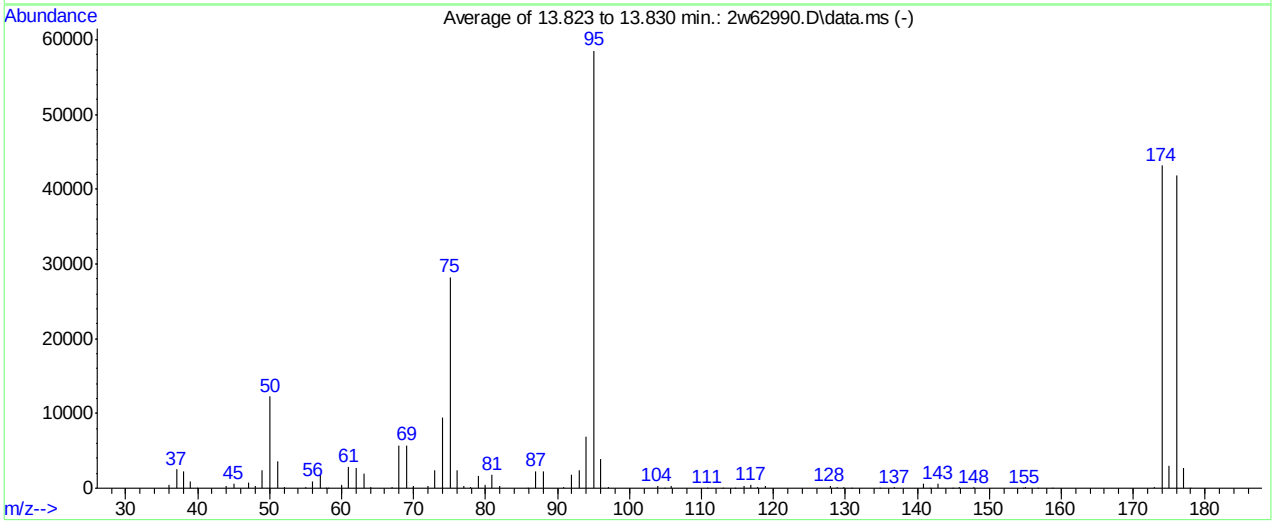

AutoFind: Scans 4272, 4273, 4274; Background Corrected with Scan 4246

Target Mass	Rel. to Mass	Lower Limit%	Upper Limit%	Rel. Abn%	Raw Abn	Result Pass/Fail
50	95	8	40	20.9	12231	PASS
75	95	30	66	48.3	28269	PASS
95	95	100	100	100.0	58568	PASS
96	95	5	9	6.7	3913	PASS
173	174	0.00	2	0.5	215	PASS
174	95	50	120	73.6	43131	PASS
175	174	4	9	7.1	3061	PASS
176	174	93	101	97.2	41920	PASS
177	176	5	9	6.4	2694	PASS

2w62990.D M2W2776.M Wed Jan 25 12:58:36 2023 GCMS2W

Average of 13.823 to 13.830 min.: 2w62990.D\data.ms
bfb
Modified:subtracted

m/z	abund.	m/z	abund.	m/z	abund.	m/z	abund.
36.05	459	51.10	3601	64.05	189	76.95	298
37.10	2508	52.00	187	67.05	147	77.90	207
38.10	2250	55.00	162	68.00	5754	78.95	1714
39.05	945	56.00	950	69.05	5760	79.90	457
39.90	1	57.05	1753	69.90	151	80.95	1790
44.00	311	57.90	48	70.05	313	81.90	370
45.00	541	58.10	30	71.95	290	85.90	50
47.00	746	60.00	525	73.00	2466	87.00	2311
48.00	371	61.00	2799	74.05	9498	88.00	2182
49.00	2380	62.05	2773	75.10	28269	90.90	190
50.10	12231	63.05	1992	76.00	2336	92.00	1838

Average of 13.823 to 13.830 min.: 2w62990.D\data.ms
bfb
Modified:subtracted

m/z	abund.	m/z	abund.	m/z	abund.	m/z	abund.
93.00	2367	115.90	284	141.80	59	174.95	3061
94.00	6969	116.90	391	142.90	599	176.00	41920
95.10	58568	117.85	216	144.85	62	176.95	2694
96.05	3913	118.90	293	145.80	80	177.90	61
97.05	112	127.90	256	147.90	117		
103.90	289	128.85	100	154.70	34		
104.85	50	129.85	195	154.95	110		
105.85	271	130.90	50	156.80	17		
110.85	43	134.85	67	158.80	19		
112.95	76	136.85	119	172.95	215		
114.75	41	140.90	561	174.00	43131		

BFB

Data File : C:\msdchem\1\DATA\3w78713.D
Acq On : 6 Jan 2023 9:28 am
Sample : bfb
Misc : MS65290,V3W3100,,,,,1
MS Integration Params: RTEINT1.P

Vial: 1
Operator: thomash
Inst : GCMS-3W
Multiplr: 1.00

Method : C:\msdchem\1\METHODS\M3W3100.M (RTE Integrator)
Title : TO15 by GCMS w/Rtx-1, 60 m X 0.32mm ID X 1.0 um

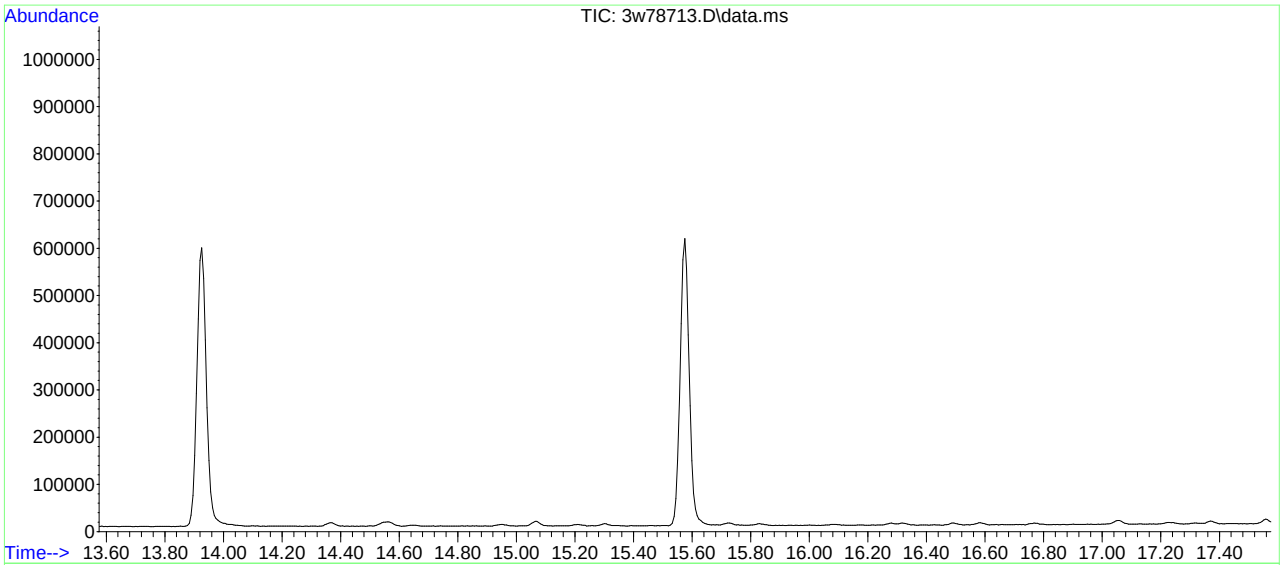

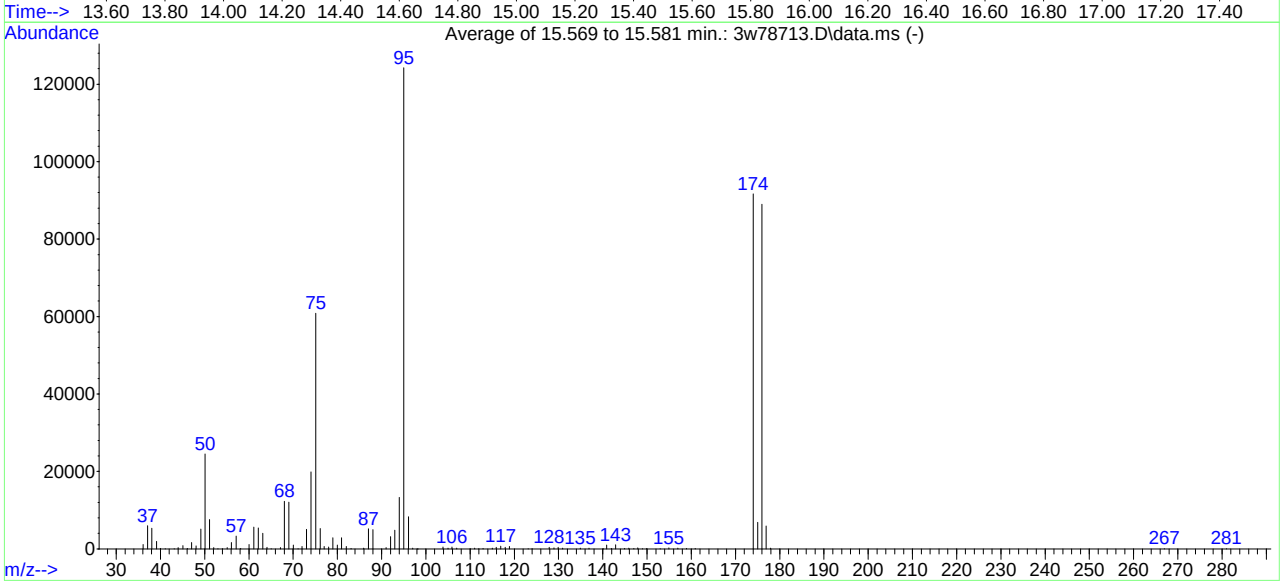

AutoFind: Scans 1954, 1955, 1956; Background Corrected with Scan 1944

Target Mass	Rel. to Mass	Lower Limit%	Upper Limit%	Rel. Abn%	Raw Abn	Result Pass/Fail
50	95	8	40	19.7	24491	PASS
75	95	30	66	49.0	60821	PASS
95	95	100	100	100.0	124220	PASS
96	95	5	9	6.7	8288	PASS
173	174	0.00	2	0.0	0	PASS
174	95	50	120	73.8	91648	PASS
175	174	4	9	7.5	6856	PASS
176	174	93	101	97.1	88963	PASS
177	176	5	9	6.6	5915	PASS

3w78713.D M3W3100.M Mon Jan 09 09:03:50 2023

Average of 15.569 to 15.581 min.: 3w78713.D\data.ms
bfb
Modified:subtracted

m/z	abund.	m/z	abund.	m/z	abund.	m/z	abund.
36.10	1123	48.05	744	60.00	1110	72.00	655
37.10	5962	49.10	5112	61.10	5583	73.00	5025
38.05	5330	50.10	24491	62.10	5410	74.05	19901
39.10	1937	51.10	7563	63.10	4047	75.10	60821
40.00	76	52.05	361	64.05	433	76.10	5234
41.10	36	53.00	5	65.00	36	77.00	646
43.10	19	54.00	4	67.10	327	78.00	503
44.00	317	55.10	302	68.00	12298	78.95	2832
45.10	861	56.05	1638	69.05	12027	80.00	960
46.10	94	57.10	3270	70.05	949	80.95	2889
47.05	1636	58.10	121	71.10	18	82.00	624

Average of 15.569 to 15.581 min.: 3w78713.D\data.ms
bfb
Modified:subtracted

m/z	abund.	m/z	abund.	m/z	abund.	m/z	abund.
83.10	102	98.05	1	116.90	709	140.10	35
85.95	176	103.90	461	117.95	415	140.90	1004
87.00	5155	105.00	211	118.90	589	141.95	133
88.00	4974	105.90	507	123.10	35	142.90	1079
91.00	358	107.00	175	124.00	38	144.95	120
92.00	3124	110.00	38	127.90	428	145.90	170
93.00	4782	111.00	176	128.95	245	147.00	142
94.00	13278	112.00	35	129.90	409	147.90	279
95.00	124220	112.95	102	130.95	175	149.00	75
96.05	8288	115.00	169	134.90	199	149.95	128
97.05	198	115.90	376	136.90	178	152.95	70

Average of 15.569 to 15.581 min.: 3w78713.D\data.ms
bfb
Modified:subtracted

m/z	abund.	m/z	abund.	m/z	abund.	m/z	abund.
154.95	282						
156.95	178						
158.90	145						
160.90	133						
174.00	91648						
175.00	6856						
176.00	88963						
176.95	5915						
177.95	179						
266.95	71						
281.00	9						

BFB

Data File : C:\msdchem\1\DATA\3w78861.D
Acq On : 18 Jan 2023 8:23 am
Sample : bfb
Misc : MS65783,V3W3107,,,,,1
MS Integration Params: RTEINT1.P

Vial: 1
Operator: thomash
Inst : GCMS-3W
Multiplr: 1.00

Method : C:\msdchem\1\METHODS\M3W3100.M (RTE Integrator)
Title : TO15 by GCMS w/Rtx-1, 60 m X 0.32mm ID X 1.0 um

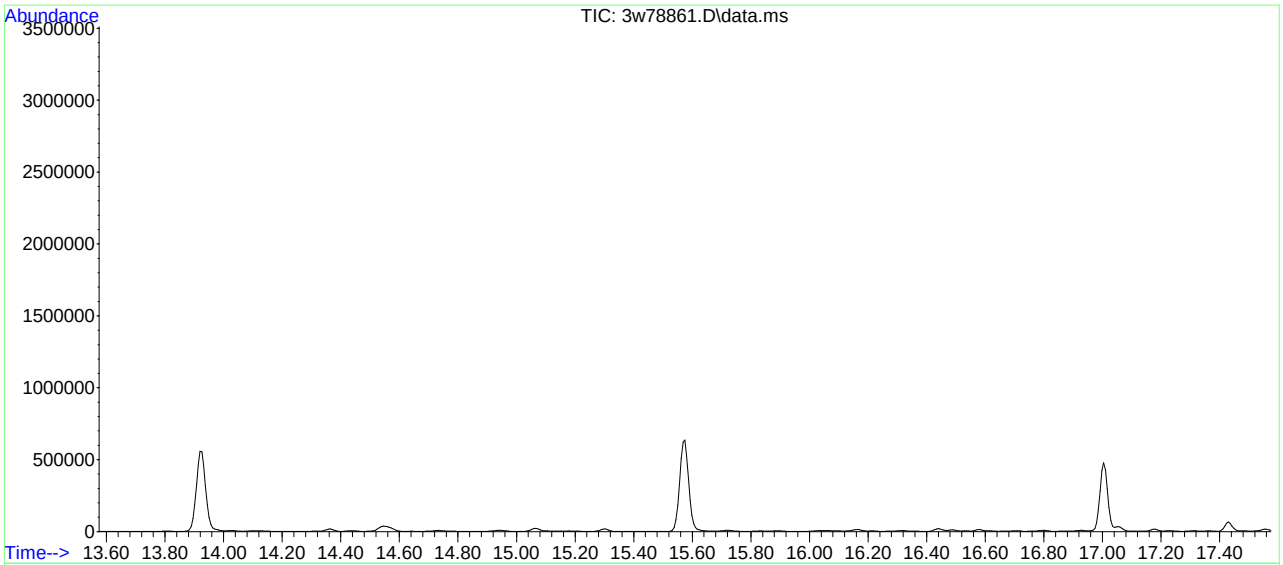

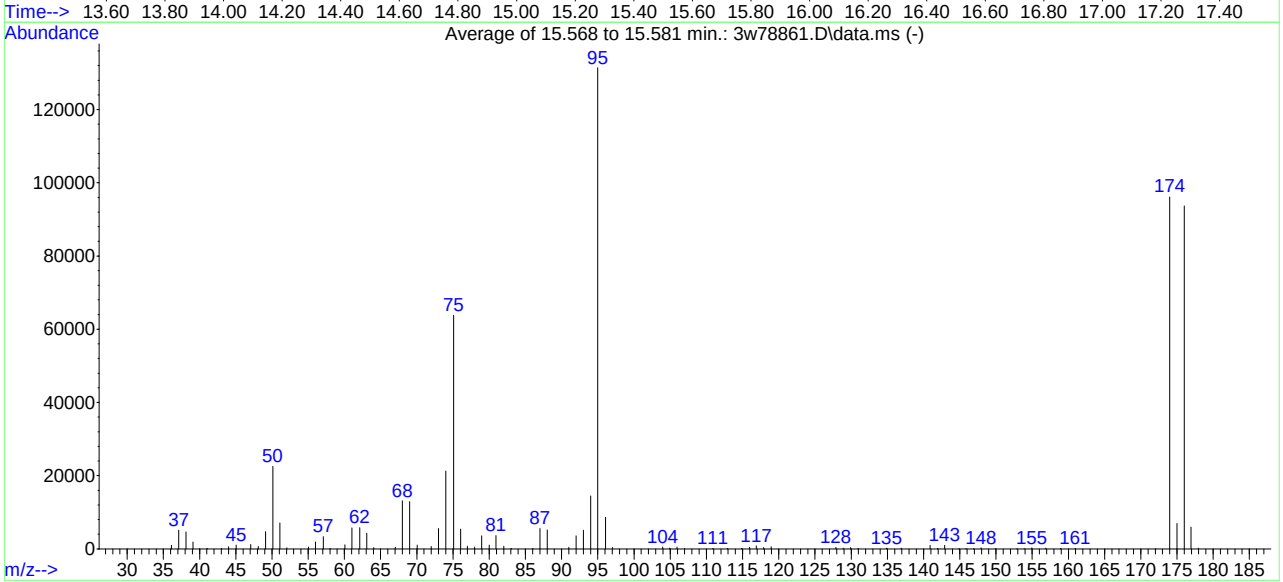

AutoFind: Scans 1954, 1955, 1956; Background Corrected with Scan 1943

Target Mass	Rel. to Mass	Lower Limit%	Upper Limit%	Rel. Abn%	Raw Abn	Result Pass/Fail
50	95	8	40	17.2	22589	PASS
75	95	30	66	48.6	63837	PASS
95	95	100	100	100.0	131392	PASS
96	95	5	9	6.6	8613	PASS
173	174	0.00	2	0.0	0	PASS
174	95	50	120	73.2	96163	PASS
175	174	4	9	7.2	6947	PASS
176	174	93	101	97.4	93645	PASS
177	176	5	9	6.3	5942	PASS

3w78861.D M3W3100.M Wed Jan 18 14:48:08 2023

Average of 15.568 to 15.581 min.: 3w78861.D\data.ms
bfb
Modified:subtracted

m/z	abund.	m/z	abund.	m/z	abund.	m/z	abund.
36.10	955	49.10	4738	63.10	4227	77.00	713
37.10	5121	50.10	22589	64.05	369	78.00	508
38.10	4654	51.10	7112	67.05	411	78.95	3556
39.10	1843	52.05	299	68.00	13100	80.00	1032
40.00	56	55.05	499	69.00	12943	80.95	3652
41.05	147	56.00	1900	70.05	1009	82.00	765
43.05	128	57.10	3306	72.00	660	83.05	136
44.00	593	58.00	133	73.00	5546	86.05	92
45.05	1014	60.05	1105	74.00	21235	87.00	5587
47.05	1220	61.05	5749	75.10	63837	88.00	5191
48.10	668	62.10	5762	76.05	5426	91.00	444

Average of 15.568 to 15.581 min.: 3w78861.D\data.ms
bfb
Modified:subtracted

m/z	abund.	m/z	abund.	m/z	abund.	m/z	abund.
92.00	3530	112.90	80	136.90	179	154.95	266
93.00	5098	114.90	130	140.90	947	156.90	195
94.00	14418	115.95	403	141.95	113	158.95	85
95.00	131392	116.90	772	142.90	996	160.95	112
96.05	8613	117.90	386	144.90	38	172.10	47
97.05	366	118.95	596	145.85	146	174.00	96163
103.95	528	127.90	399	146.90	37	175.00	6947
104.95	166	128.90	183	147.95	250	176.00	93645
105.95	509	129.90	384	149.90	38	176.95	5942
107.00	90	130.95	154	152.90	34	177.95	171
110.90	113	134.90	202	153.90	36		

BFB

Data File : C:\msdchem\1\data\7w\7w00090.d Vial: 3
Acq On : 30 Nov 2022 9:57 am Operator: thomash
Sample : bfb Inst : MS7W
Misc : MS61038,V7W0005,,,,,1 Multiplr: 1.00
MS Integration Params: rteint.p

Method : C:\msdchem\1\methods\M6W1125.M (RTE Integrator)
Title : TO15 by GCMS w/DB-1, 30m X 0.25mm ID X 0.5 um

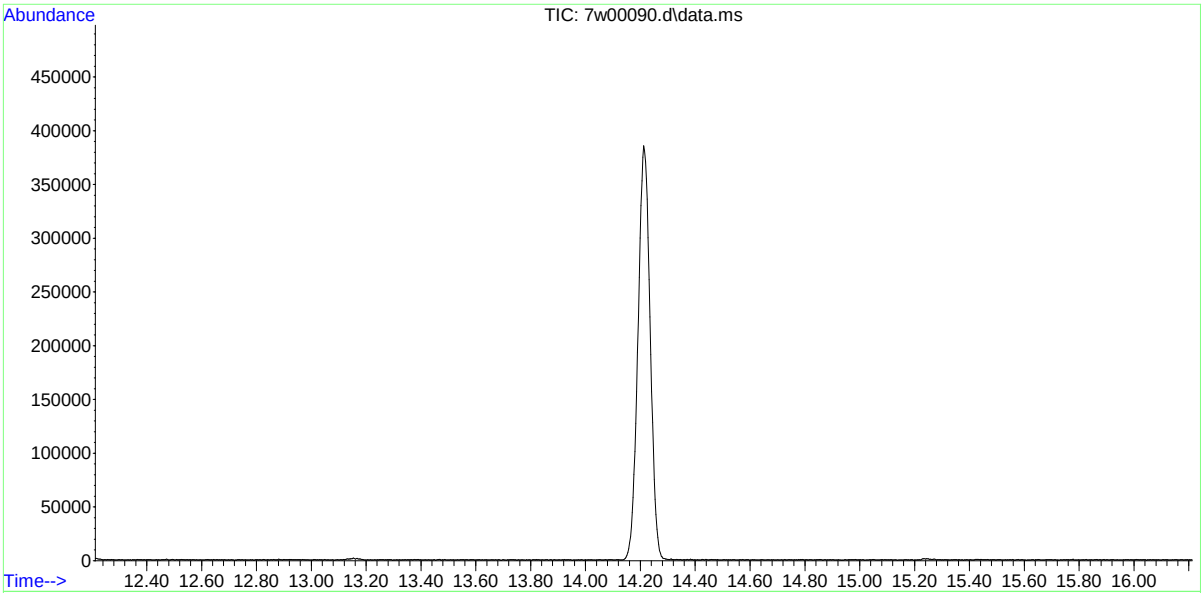

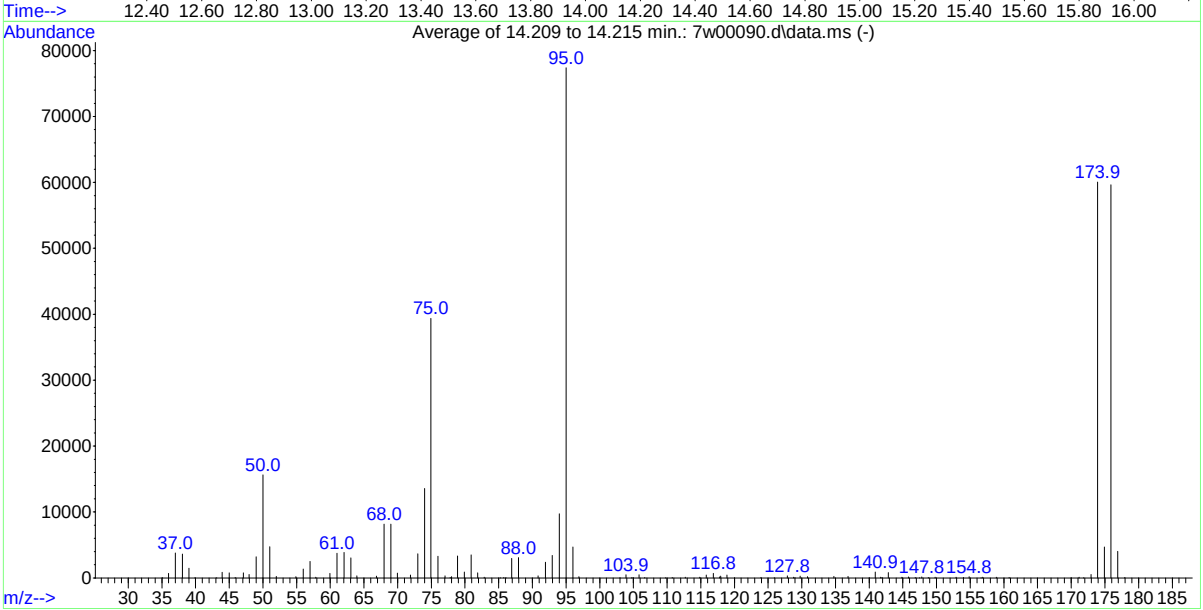

AutoFind: Scans 4392, 4393, 4394; Background Corrected with Scan 4364

Target Mass	Rel. to Mass	Lower Limit%	Upper Limit%	Rel. Abn%	Raw Abn	Result Pass/Fail
50	95	8	40	20.2	15648	PASS
75	95	30	66	50.9	39362	PASS
95	95	100	100	100.0	77379	PASS
96	95	5	9	6.1	4703	PASS
173	174	0.00	2	0.8	502	PASS
174	95	50	120	77.6	60048	PASS
175	174	4	9	7.8	4685	PASS
176	174	93	101	99.3	59629	PASS
177	176	5	9	6.8	4038	PASS

7w00090.d M6W1125.M Wed Dec 07 14:50:58 2022

Average of 14.209 to 14.215 min.: 7w00090.d\data.ms
bfb
Modified:subtracted

m/z	abund.	m/z	abund.	m/z	abund.	m/z	abund.
35.10	17	47.95	522	62.05	3854	76.00	3297
36.00	666	49.00	3220	63.05	3046	77.05	301
37.00	3789	50.00	15648	63.95	310	77.80	60
38.05	3633	51.00	4732	66.85	266	78.00	194
39.00	1452	52.00	222	68.00	8159	78.90	3311
39.90	35	54.90	207	69.00	8173	79.90	880
43.15	42	56.00	1359	69.95	712	80.90	3506
43.95	858	57.00	2498	71.90	436	81.90	757
45.00	777	57.85	89	73.00	3637	82.85	93
45.90	63	59.95	684	74.00	13582	85.25	38
47.10	773	61.00	3737	74.95	39362	85.75	65

Average of 14.209 to 14.215 min.: 7w00090.d\data.ms
bfb
Modified:subtracted

m/z	abund.	m/z	abund.	m/z	abund.	m/z	abund.
86.10	32	103.90	476	117.80	133	134.75	214
86.95	2956	104.70	27	117.95	271	136.85	222
87.95	3076	104.95	71	118.90	434	140.00	21
90.85	326	105.85	466	120.00	26	140.90	873
91.95	2394	106.70	62	123.95	53	141.70	98
92.95	3407	109.75	36	125.90	20	141.90	48
94.00	9707	110.75	62	127.85	300	142.85	825
95.00	77379	112.70	106	128.80	86	144.85	103
96.00	4703	114.85	123	129.00	34	145.85	135
96.90	173	115.80	430	129.75	274	146.85	49
103.00	22	116.85	679	130.85	190	147.50	41

Average of 14.209 to 14.215 min.: 7w00090.d\data.ms
bfb
Modified:subtracted

m/z	abund.	m/z	abund.	m/z	abund.	m/z	abund.
147.80	134	171.15	86				
148.80	49	171.80	32				
149.80	125	172.95	502				
152.90	85	173.90	60048				
154.00	51	174.90	4685				
154.85	206	175.90	59629				
156.60	39	176.90	4038				
156.85	97	177.95	77				
158.90	108						
160.80	60						
170.00	20						

BFB

```
Data File : C:\msdchem\1\data\_7w\7w01011.d              Vial: 1
Acq On    : 16 Mar 2023   8:48 am                    Operator: thomash
Sample    : bfb                                      Inst    : MS7W
Misc      : MS67390,V7W0047,,,,,1                    Multiplr: 1.00
MS Integration Params: rteint.p

Method    : C:\msdchem\1\methods\8wbfb.M (RTE Integrator)
Title     : TO15 by GCMS w/DB-1, 30m  X 0.25mm ID X 0.5 um
```

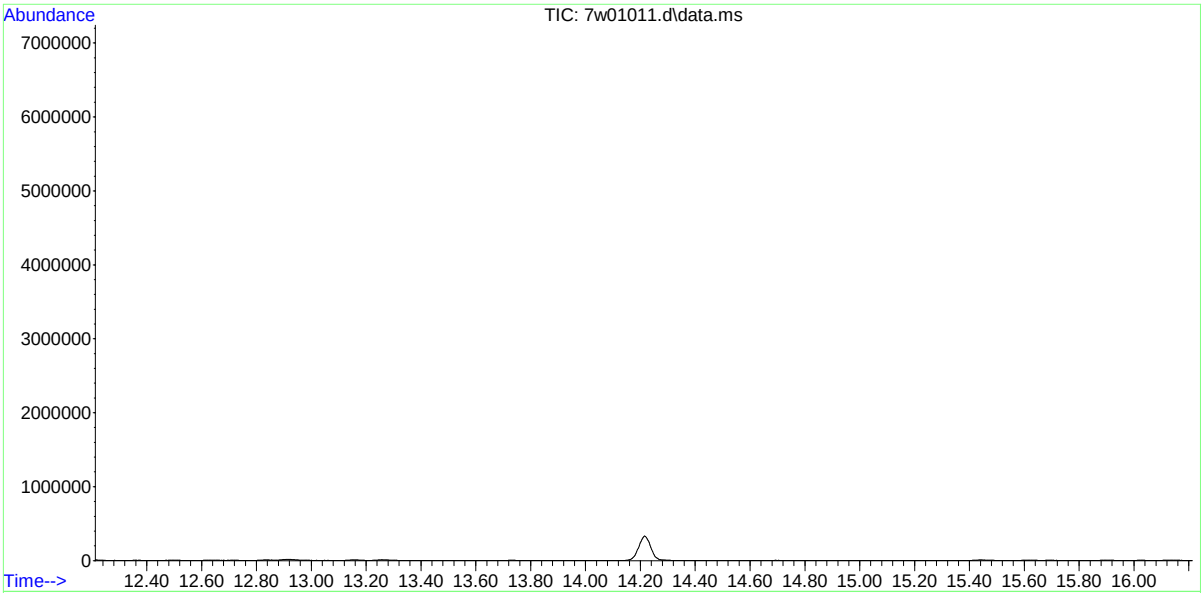

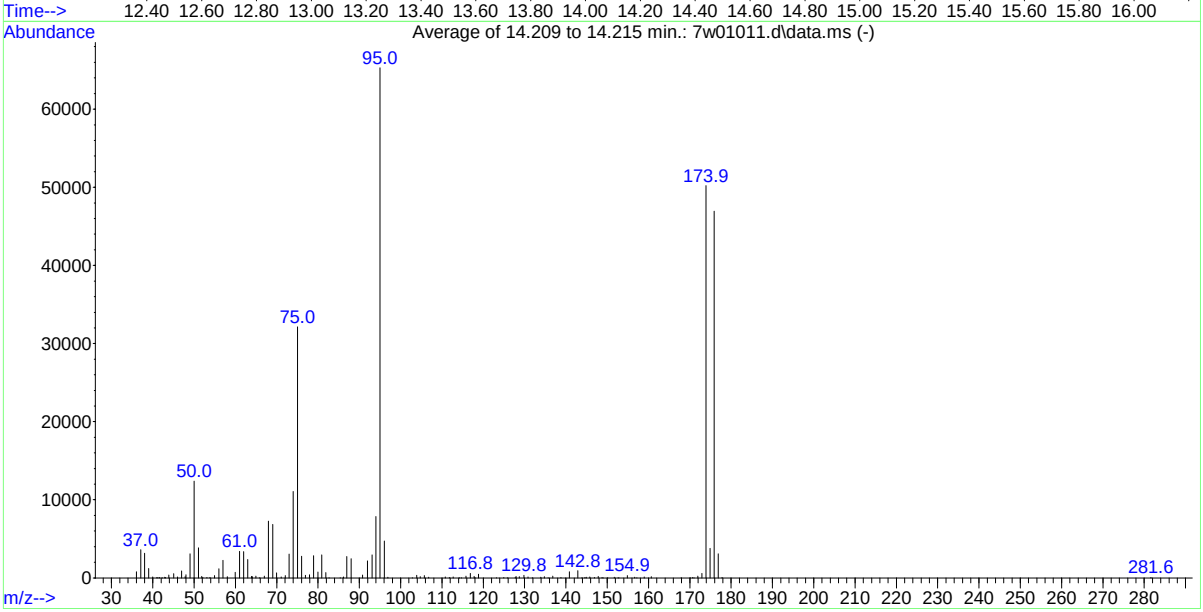

AutoFind: Scans 4392, 4393, 4394; Background Corrected with Scan 4362

Target Mass	Rel. to Mass	Lower Limit%	Upper Limit%	Rel. Abn%	Raw Abn	Result Pass/Fail
50	95	8	40	19.0	12401	PASS
75	95	30	66	49.2	32128	PASS
95	95	100	100	100.0	65293	PASS
96	95	5	9	7.3	4735	PASS
173	174	0.00	2	1.2	586	PASS
174	95	50	120	76.9	50227	PASS
175	174	4	9	7.5	3785	PASS
176	174	93	101	93.5	46939	PASS
177	176	5	9	6.5	3073	PASS

7w01011.d 8wbfb.M Thu Mar 16 13:47:19 2023

Average of 14.209 to 14.215 min.: 7w01011.d\data.ms
bfb
Modified:subtracted

m/z	abund.	m/z	abund.	m/z	abund.	m/z	abund.
36.05	768	43.90	366	53.10	66	64.10	150
37.05	3592	45.05	540	53.80	40	64.95	219
38.00	3150	45.95	132	54.95	295	65.80	29
39.00	1212	46.95	900	56.00	1182	67.00	213
40.00	143	47.80	167	57.00	2236	68.00	7256
41.00	45	48.00	395	58.00	169	69.00	6845
41.25	51	49.00	3091	59.95	714	69.95	658
41.65	43	50.00	12401	61.00	3393	71.05	122
42.30	17	51.05	3850	62.00	3380	72.05	310
42.90	96	51.85	190	63.00	2361	73.00	3040
43.10	47	52.10	67	63.90	210	74.00	11053

Average of 14.209 to 14.215 min.: 7w01011.d\data.ms
bfb
Modified:subtracted

m/z	abund.	m/z	abund.	m/z	abund.	m/z	abund.
75.00	32128	86.95	2754	104.75	159	118.00	64
76.00	2757	88.00	2472	105.75	292	118.85	460
76.95	331	90.75	357	106.80	72	123.20	24
77.90	398	91.95	2192	110.80	140	124.95	66
78.90	2845	93.05	2937	111.80	71	125.80	23
79.95	737	94.00	7842	112.70	109	127.70	67
80.90	2962	95.00	65293	114.20	17	127.95	207
81.85	673	96.05	4735	114.70	20	128.75	171
82.70	31	96.90	93	115.80	229	129.85	317
85.40	18	102.80	18	116.85	575	130.80	108
86.15	125	103.85	337	117.75	197	131.90	20

Average of 14.209 to 14.215 min.: 7w01011.d\data.ms
bfb
Modified:subtracted

m/z	abund.	m/z	abund.	m/z	abund.	m/z	abund.
133.90	72	146.90	56	158.95	119	176.90	3073
134.80	155	147.80	198	160.70	146	177.80	70
135.70	34	148.75	52	167.90	19	281.60	38
136.85	246	149.00	17	170.10	24		
138.80	37	150.10	20	170.70	44		
140.85	769	151.70	74	171.00	32		
142.85	909	152.60	26	171.95	229		
143.90	17	152.80	31	172.90	586		
144.60	39	154.90	308	173.90	50227		
144.90	106	156.65	83	174.90	3785		
145.75	133	157.15	35	175.90	46939		

BFB

Data File : C:\msdchem\1\data_7w\7w01095.d Vial: 1
Acq On : 20 Mar 2023 1:30 pm Operator: thomash
Sample : bfb Inst : MS7W
Misc : MS67390,V7W0051,,,,,1 Multiplr: 1.00
MS Integration Params: rteint.p

Method : C:\msdchem\1\methods\8wbfb.M (RTE Integrator)
Title : TO15 by GCMS w/DB-1, 30m X 0.25mm ID X 0.5 um

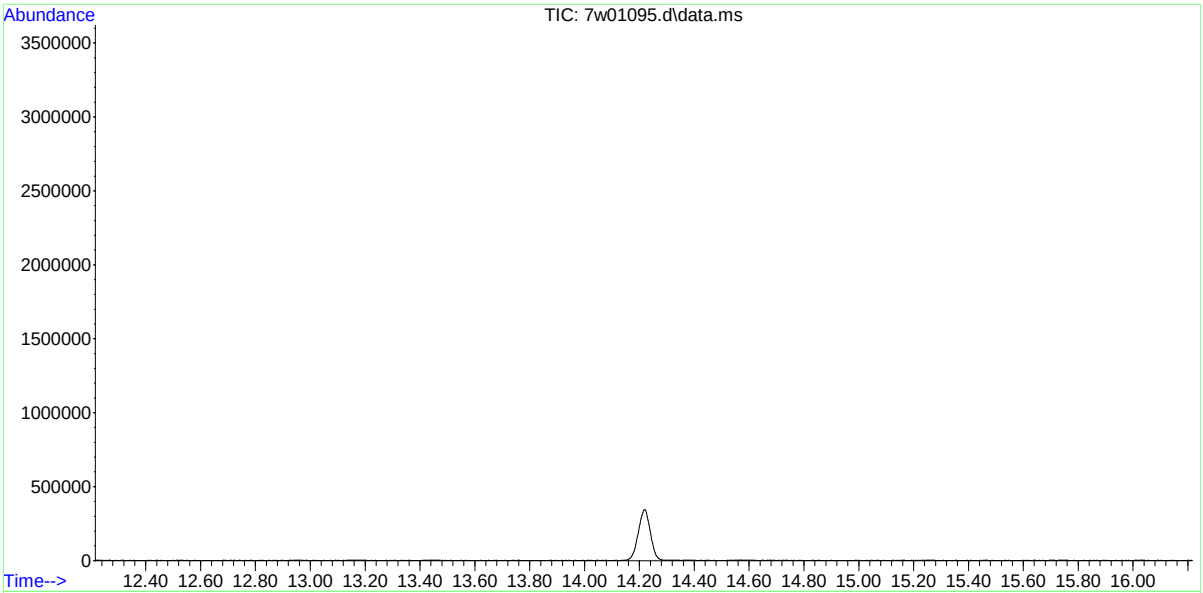

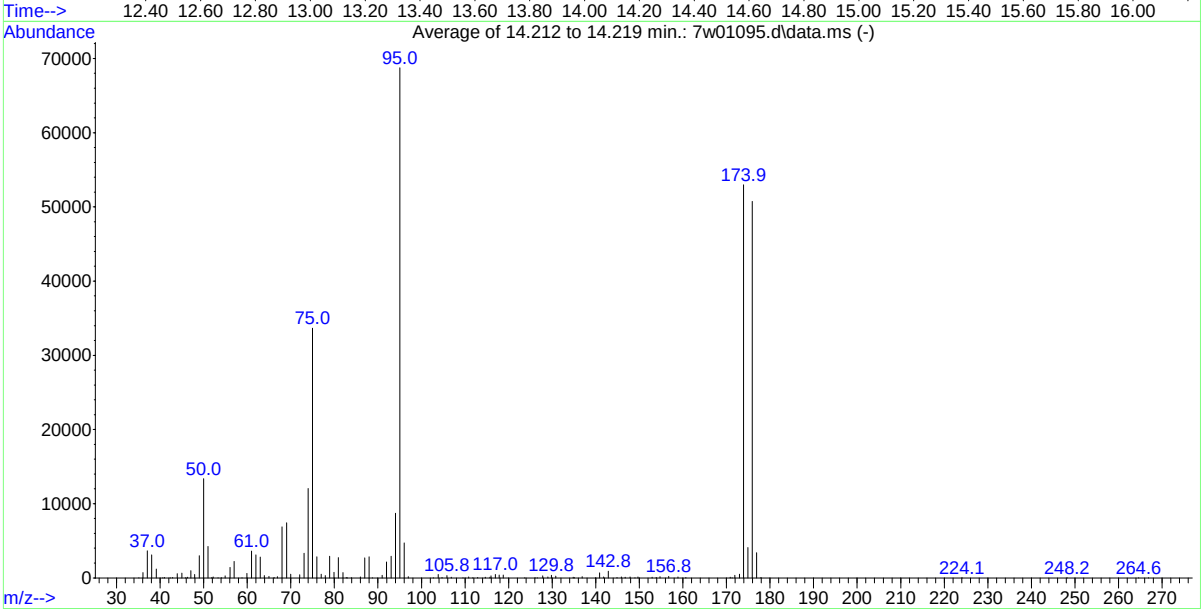

AutoFind: Scans 4393, 4394, 4395; Background Corrected with Scan 4364

Target Mass	Rel. to Mass	Lower Limit%	Upper Limit%	Rel. Abn%	Raw Abn	Result Pass/Fail
50	95	8	40	19.4	13365	PASS
75	95	30	66	48.9	33640	PASS
95	95	100	100	100.0	68744	PASS
96	95	5	9	6.9	4720	PASS
173	174	0.00	2	0.9	500	PASS
174	95	50	120	77.1	52968	PASS
175	174	4	9	7.7	4083	PASS
176	174	93	101	95.8	50736	PASS
177	176	5	9	6.7	3385	PASS

7w01095.d 8wbfb.M Tue Mar 21 09:04:55 2023

Average of 14.212 to 14.219 min.: 7w01095.d\data.ms
bfb
Modified:subtracted

m/z	abund.	m/z	abund.	m/z	abund.	m/z	abund.
35.10	18	45.80	27	54.95	277	66.90	169
36.05	719	46.30	99	56.05	1402	68.00	6860
37.05	3656	47.05	972	57.00	2213	69.05	7420
38.05	3096	47.95	449	58.80	21	70.00	508
39.10	1204	49.00	3004	59.90	624	72.05	414
40.60	18	50.00	13365	61.00	3606	73.05	3334
41.00	51	51.00	4241	62.00	3112	74.00	12057
42.30	18	51.80	28	63.00	2794	75.00	33640
42.85	59	52.20	137	63.95	323	76.00	2843
43.95	560	53.30	22	65.00	203	76.95	500
45.00	637	54.10	17	66.20	53	77.90	331

Average of 14.212 to 14.219 min.: 7w01095.d\data.ms
bfb
Modified:subtracted

m/z	abund.	m/z	abund.	m/z	abund.	m/z	abund.
78.90	2929	90.95	334	106.85	77	123.70	20
79.90	750	91.95	2163	109.50	21	126.10	26
80.90	2735	93.00	2929	110.85	121	126.60	18
81.95	704	94.00	8714	111.80	30	127.85	290
82.70	48	95.00	68744	112.90	52	129.00	144
83.00	8	96.05	4720	114.65	83	129.85	354
83.90	22	96.95	177	115.70	83	130.85	236
85.95	132	102.70	17	115.95	286	134.85	84
86.95	2698	103.85	475	116.95	467	135.10	42
87.95	2841	104.70	53	117.80	386	136.90	187
88.70	17	105.85	301	118.75	370	140.00	28

Average of 14.212 to 14.219 min.: 7w01095.d\data.ms
bfb
Modified:subtracted

m/z	abund.	m/z	abund.	m/z	abund.	m/z	abund.
140.85	680	154.75	149	176.90	3385		
141.80	120	156.75	196	177.90	75		
142.85	893	158.85	121	224.10	24		
144.85	72	160.65	48	248.20	18		
145.85	119	170.85	96	264.60	29		
146.75	83	171.30	24	266.90	27		
147.90	135	171.90	360				
149.00	26	173.00	500				
149.70	125	173.90	52968				
152.95	110	174.95	4083				
153.85	74	175.90	50736				

Manual Integrations APPROVED (compounds with "m" flag)
Kanya Veerawat 12/19/22 12:10

Quantitation Report (QT Reviewed)

Data Path : C:\msdchem\1\DATA\
Data File : 2w62383.D
Acq On : 14 Dec 2022 5:55 pm
Operator : thomash
Sample : ic2776-0.04
Misc : MS64821,V2w2776,,,,,1
ALS Vial : 1 Sample Multiplier: 1

Quant Time: Dec 16 16:21:31 2022
Quant Method : C:\msdchem\1\METHODS\M2W2776.M
Quant Title : TO15 by GCMS w/DB-1, 30m X 0.25mm ID X 0.5 um
QLast Update : Fri Dec 16 07:28:46 2022
Response via : Initial Calibration

Compound	R.T.	QIon	Response	Conc	Units	Dev(Min)
Internal Standards						
1) BROMOCHLOROMETHANE	3.438	128	51667	10.00	PPBV	0.00
52) 1,4-DIFLUOROBENZENE	4.765	114	263205	10.00	PPBV	0.00
76) CHLOROBENZENE-D5	10.447	117	235091	10.00	PPBV	0.00
System Monitoring Compounds						
87) 4-BROMOFLUOROBENZENE	13.826	95	180123	9.88	PPBV	0.00
Target Compounds						Qvalue
6) DICHLORODIFLUOROMETHANE	1.795	85	1015	0.04	PPBV #	48
8) 1-CHLORO-1,1-DIFLUOROE...	1.833	65	710	0.04	PPBV #	27
9) FREON 114	1.868	85	755	0.04	PPBV #	80
16) DICHLOROFLUOROMETHANE	2.106	67	695	0.04	PPBV #	52
19) FREON 123	2.238	83	727	0.04	PPBV #	90
21) TRICHLOROFLUOROMETHANE	2.325	101	925	0.04	PPBV #	90
25) IODOMETHANE	2.502	142	823	0.04	PPBV #	30
27) CARBON DISULFIDE	2.663	76	914	0.03	PPBV #	1
36) METHYL TERTIARY BUTYL ...	3.032	73	1000	0.04	PPBV #	84
40) 1,1-DICHLOROETHANE	2.981	63	536	0.04	PPBV #	51
45) METHYL ACRYLATE	3.505	55	588	0.04	PPBV #	67
46) CHLOROFORM	3.512	83	634	0.03	PPBV #	75
47) 2,4-DIMETHYLPENTANE	4.029	57	578	0.04	PPBV #	31
48) 1,1,1-TRICHLOROETHANE	4.110	97	666	0.03	PPBV #	23
49) CARBON TETRACHLORIDE	4.544	117	545	0.03	PPBV #	12
55) TRICHLOROETHENE	5.364	95	347m	0.03	PPBV	
58) ETHYL ACRYLATE	5.257	55	581	0.03	PPBV #	74
59) BROMODICHLOROMETHANE	5.299	83	583	0.03	PPBV #	18
60) 2,2,4-TRIMETHYLPENTANE	5.447	57	1491	0.04	PPBV #	48
62) HEPTANE	5.778	43	604	0.04	PPBV #	18
67) 1,3-DICHLOROPROPANE	7.601	76	561	0.04	PPBV #	50
70) 2-HEXANONE	8.196	58	619	0.05	PPBV #	89
72) TETRACHLOROETHENE	9.302	164	367m	0.03	PPBV	
75) OCTANE	9.453	43	905	0.05	PPBV #	27
78) CHLOROBENZENE	10.521	112	865	0.03	PPBV #	30
82) STYRENE	12.575	104	960	0.04	PPBV #	32
83) NONANE	13.894	43	743	0.04	PPBV #	66
85) 1,1,2,2-TETRACHLOROETHANE	12.804	83	747	0.03	PPBV #	25
86) 1,2,3-TRICHLOROPROPANE	13.087	75	680	0.04	PPBV #	99
89) BROMOBENZENE	14.183	77	755	0.03	PPBV #	16
92) 4-ETHYLTOLUENE	16.067	105	1459	0.03	PPBV #	48
93) 1,3,5-TRIMETHYLBENZENE	16.231	105	1218	0.03	PPBV #	91
94) ALPHA-METHYLSTYRENE	16.453	118	562	0.03	PPBV #	60
96) 1,2,4-TRIMETHYLBENZENE	16.717	105	1387	0.03	PPBV	91
98) M-DICHLOROBENZENE	16.781	146	826	0.03	PPBV #	74
99) P-DICHLOROBENZENE	16.865	146	867	0.03	PPBV #	25
100) O-DICHLOROBENZENE	17.167	146	765	0.03	PPBV #	25
102) 1,2,3-TRIMETHYLBENZENE	17.109	105	1368	0.03	PPBV #	94
106) HEXACHLOROBUTADIENE	18.755	225	688	0.03	PPBV #	19

Quantitation Report (QT Reviewed)

Data Path : C:\msdchem\1\DATA\
Data File : 2w62383.D
Acq On : 14 Dec 2022 5:55 pm
Operator : thomash
Sample : ic2776-0.04
Misc : MS64821,V2w2776,,,,,1
ALS Vial : 1 Sample Multiplier: 1

Quant Time: Dec 16 16:21:31 2022
Quant Method : C:\msdchem\1\METHODS\M2W2776.M
Quant Title : TO15 by GCMS w/DB-1, 30m X 0.25mm ID X 0.5 um
QLast Update : Fri Dec 16 07:28:46 2022
Response via : Initial Calibration

Compound	R.T.	QIon	Response	Conc	Units	Dev(Min)

(#) = qualifier out of range (m) = manual integration (+) = signals summed

Quantitation Report (QT Reviewed)

Data Path : C:\msdchem\1\DATA\
Data File : 2w62383.D
Acq On : 14 Dec 2022 5:55 pm
Operator : thomash
Sample : ic2776-0.04
Misc : MS64821,V2w2776,,,,,1
ALS Vial : 1 Sample Multiplier: 1

Quant Time: Dec 16 16:21:31 2022
Quant Method : C:\msdchem\1\METHODS\M2W2776.M
Quant Title : TO15 by GCMS w/DB-1, 30m X 0.25mm ID X 0.5 um
QLast Update : Fri Dec 16 07:28:46 2022
Response via : Initial Calibration

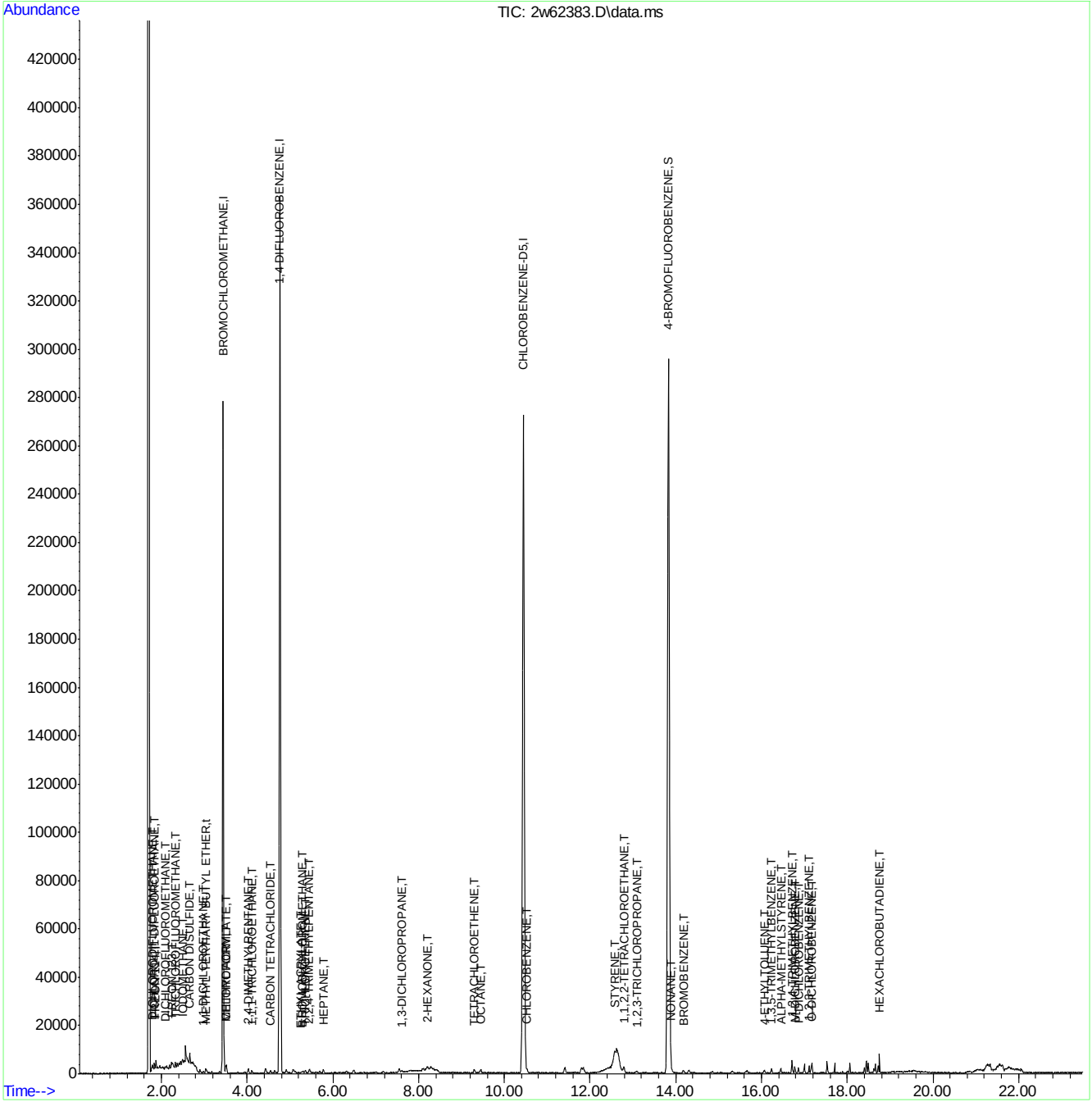

Manual Integration Approval Summary

Sample Number:	V2W2776-IC2776	**Method:**	TO-15
Lab FileID:	2W62383.D	**Analyst approved:**	12/16/22 16:35 Thomas Hilbig
Injection Time:	12/14/22 17:55	**Supervisor approved:**	12/19/22 12:10 Kanya Veerawat

Parameter	CAS	Sig#	R.T. (min.)	Reason
Trichloroethylene	79-01-6		5.36	Missed peak
Tetrachloroethylene	127-18-4		9.30	Missed peak

Quantitation Report (Qedit)

Data Path : C:\msdchem\1\DATA\
Data File : 2w62383.D
Acq On : 14 Dec 2022 5:55 pm
Operator : thomash
Sample : ic2776-0.04
Misc : MS64821,V2w2776,,,,,1
ALS Vial : 1 Sample Multiplier: 1

Quant Time: Dec 16 07:29:51 2022
Quant Method : C:\msdchem\1\METHODS\M2W2776.M
Quant Title : TO15 by GCMS w/DB-1, 30m X 0.25mm ID X 0.5 um
QLast Update : Fri Dec 16 07:28:46 2022
Response via : Initial Calibration

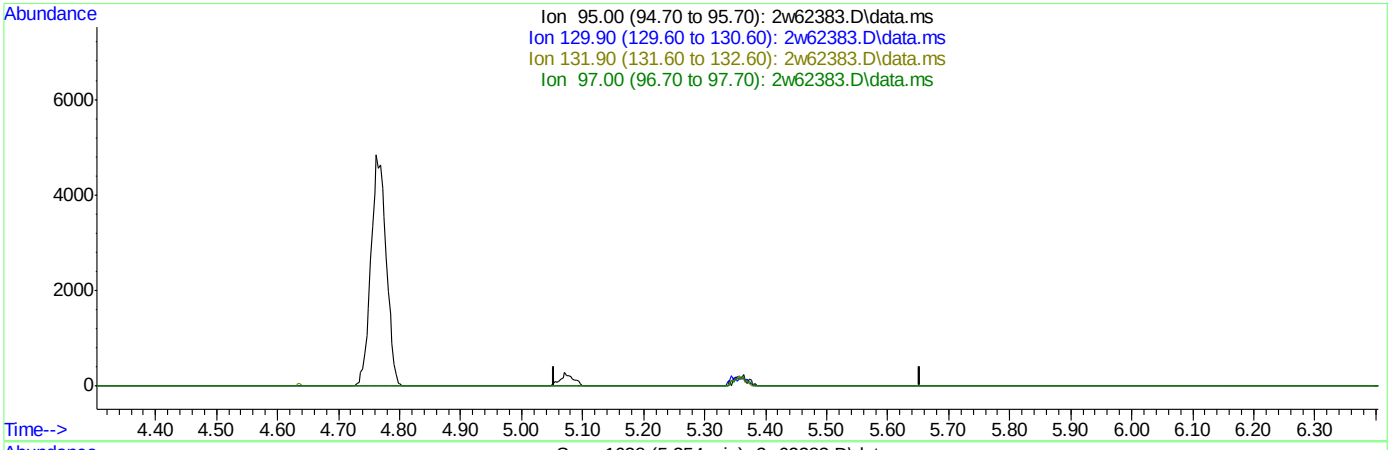

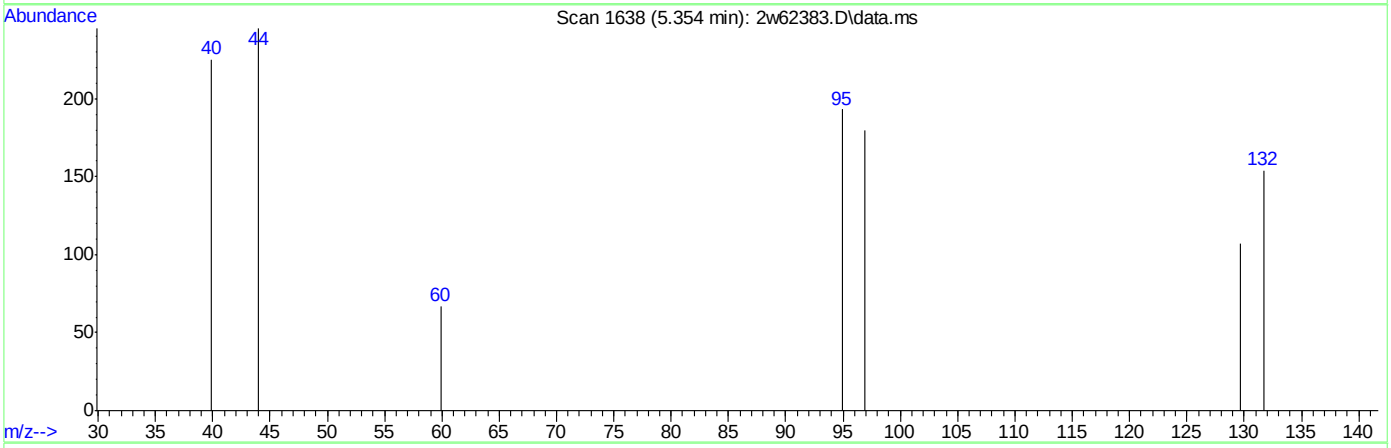

TIC: 2w62383.D\data.ms

(55) TRICHLOROETHENE (T)

5.354min (-5.354) 0.00PPBV

response 0

Ion	Exp%	Act%
95.00	100	0.00
129.90	103.50	0.00#
131.90	99.10	0.00#
97.00	65.00	0.00#

Quantitation Report (Qedit)

Data Path : C:\msdchem\1\DATA\
Data File : 2w62383.D
Acq On : 14 Dec 2022 5:55 pm
Operator : thomash
Sample : ic2776-0.04
Misc : MS64821,V2w2776,,,,,1
ALS Vial : 1 Sample Multiplier: 1

Quant Time: Dec 16 07:29:51 2022
Quant Method : C:\msdchem\1\METHODS\M2W2776.M
Quant Title : TO15 by GCMS w/DB-1, 30m X 0.25mm ID X 0.5 um
QLast Update : Fri Dec 16 07:28:46 2022
Response via : Initial Calibration

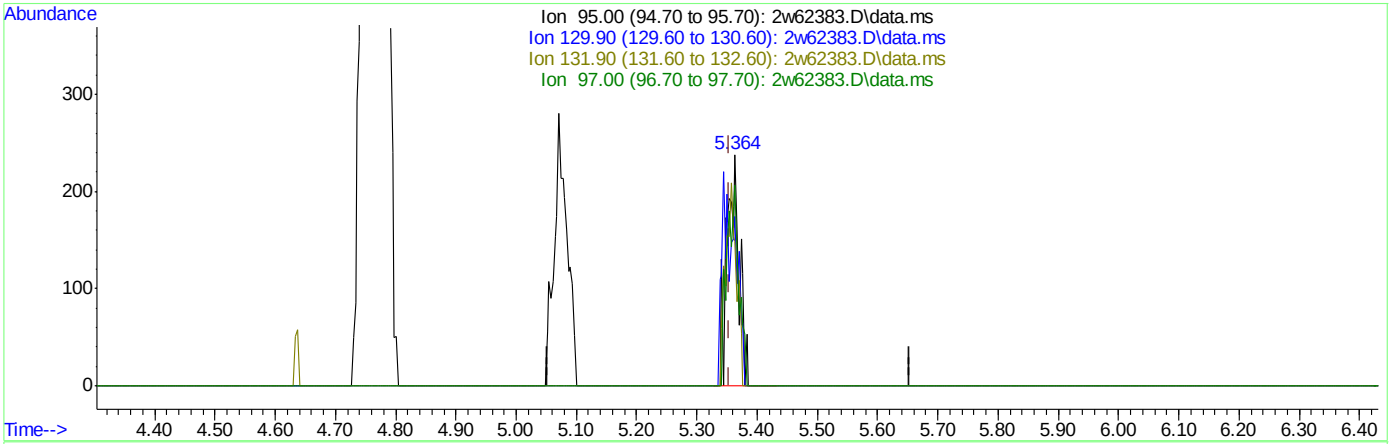

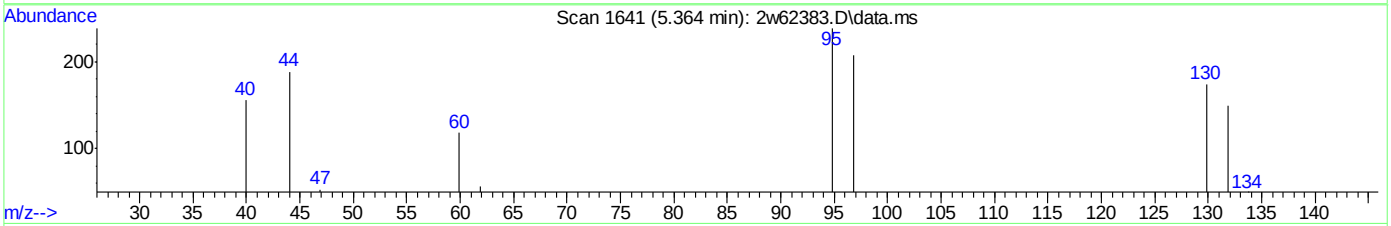

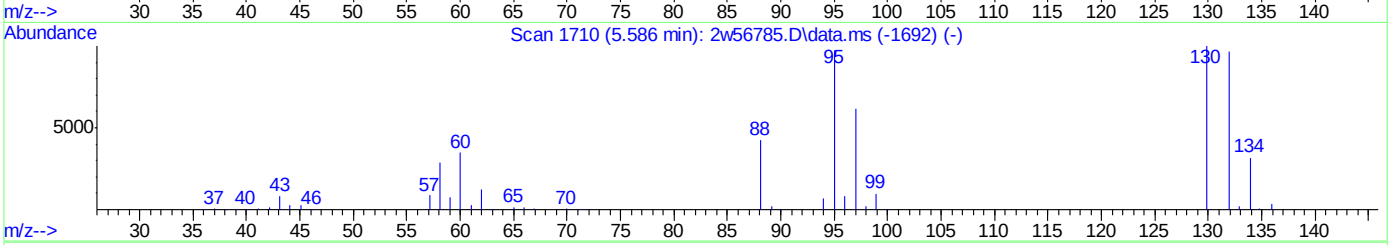

TIC: 2w62383.D\data.ms

(55) TRICHLOROETHENE (T)

5.364min (+0.010) 0.03PPBV m

response 347

Ion	Exp%	Act%
95.00	100	100
129.90	103.50	0.00#
131.90	99.10	0.00#
97.00	65.00	0.00#

Quantitation Report (Qedit)

Data Path : C:\msdchem\1\DATA\
Data File : 2w62383.D
Acq On : 14 Dec 2022 5:55 pm
Operator : thomash
Sample : ic2776-0.04
Misc : MS64821,V2w2776,,,,,1
ALS Vial : 1 Sample Multiplier: 1

Quant Time: Dec 16 07:29:51 2022
Quant Method : C:\msdchem\1\METHODS\M2W2776.M
Quant Title : TO15 by GCMS w/DB-1, 30m X 0.25mm ID X 0.5 um
QLast Update : Fri Dec 16 07:28:46 2022
Response via : Initial Calibration

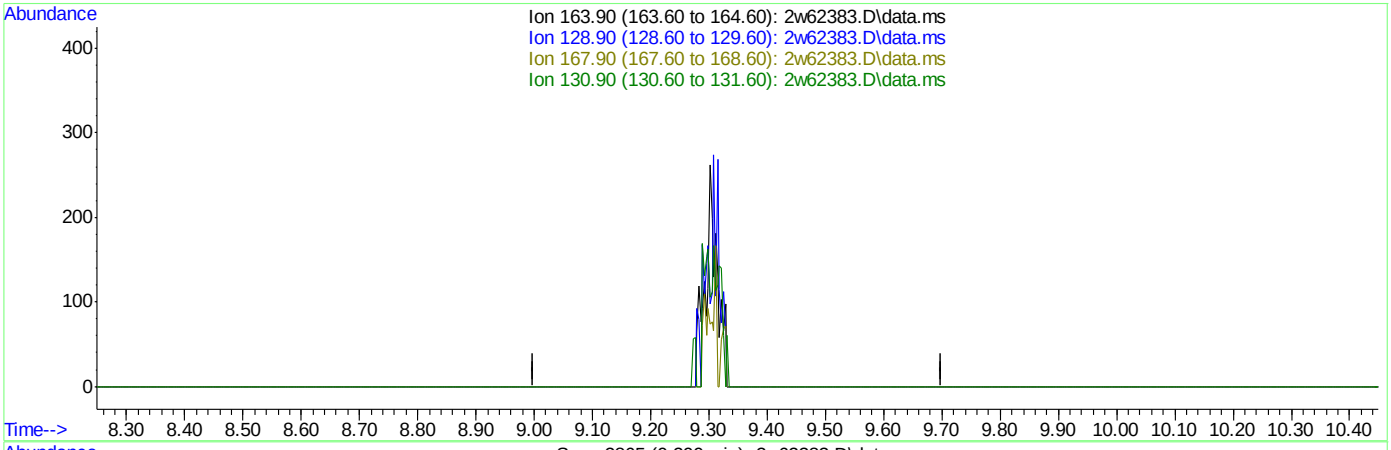

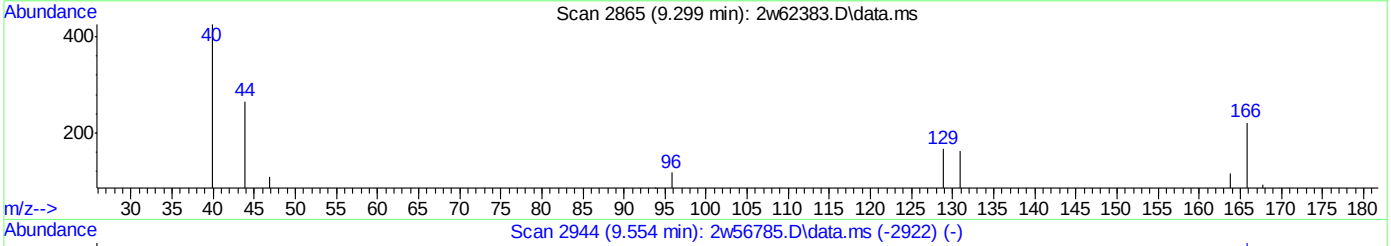

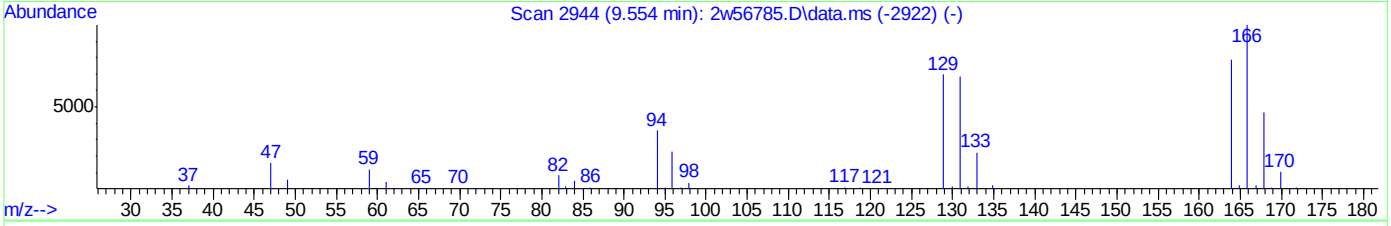

TIC: 2w62383.D\data.ms

(72) TETRACHLOROETHENE (T)

9.299min (-9.299) 0.00PPBV

response 0

Ion	Exp%	Act%
163.90	100	0.00
128.90	92.00	0.00#
167.90	60.70	0.00#
130.90	89.30	0.00#

Quantitation Report (Qedit)

Data Path : C:\msdchem\1\DATA\
Data File : 2w62383.D
Acq On : 14 Dec 2022 5:55 pm
Operator : thomash
Sample : ic2776-0.04
Misc : MS64821,V2w2776,,,,,1
ALS Vial : 1 Sample Multiplier: 1

Quant Time: Dec 16 07:29:51 2022
Quant Method : C:\msdchem\1\METHODS\M2W2776.M
Quant Title : TO15 by GCMS w/DB-1, 30m X 0.25mm ID X 0.5 um
QLast Update : Fri Dec 16 07:28:46 2022
Response via : Initial Calibration

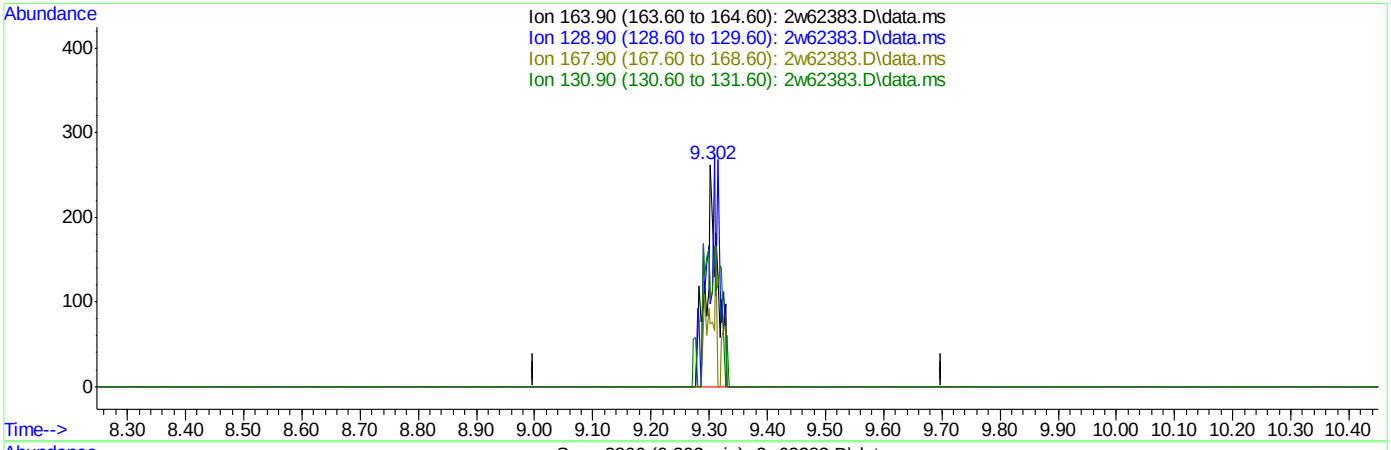

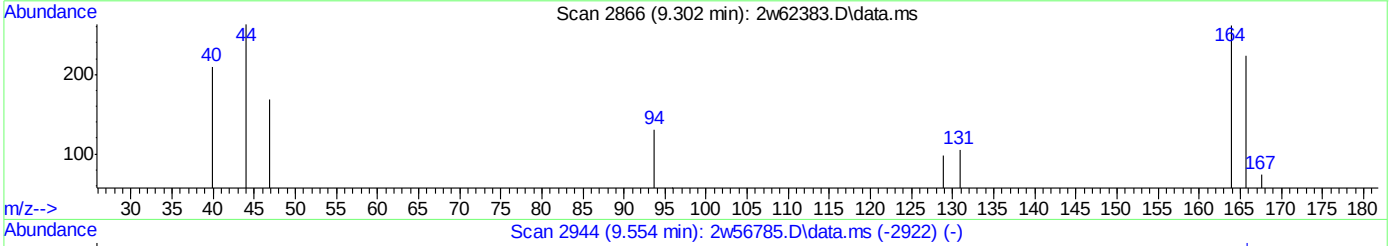

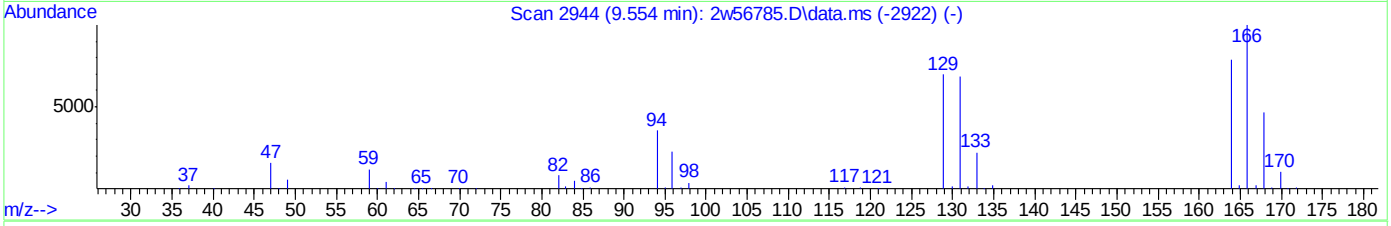

TIC: 2w62383.D\data.ms

(72) TETRACHLOROETHENE (T)

9.302min (+0.003) 0.03PPBV m

response 367

Ion	Exp%	Act%
163.90	100	100
128.90	92.00	0.00#
167.90	60.70	0.00#
130.90	89.30	0.00#

Manual Integrations APPROVED (compounds with "m" flag)
Kanya Veerawat 12/19/22 12:10

Quantitation Report (QT Reviewed)

Data Path : C:\msdchem\1\DATA\
Data File : 2w62384.D
Acq On : 14 Dec 2022 6:28 pm
Operator : thomash
Sample : ic2776-0.1
Misc : MS64821,V2w2776,,,,,1
ALS Vial : 1 Sample Multiplier: 1

Quant Time: Dec 16 16:22:03 2022
Quant Method : C:\msdchem\1\METHODS\M2W2776.M
Quant Title : TO15 by GCMS w/DB-1, 30m X 0.25mm ID X 0.5 um
QLast Update : Fri Dec 16 07:28:46 2022
Response via : Initial Calibration

Compound	R.T.	QIon	Response	Conc	Units	Dev(Min)
Internal Standards						
1) BROMOCHLOROMETHANE	3.438	128	50203	10.00	PPBV	0.00
52) 1,4-DIFLUOROBENZENE	4.762	114	258267	10.00	PPBV	0.00
76) CHLOROBENZENE-D5	10.447	117	230636	10.00	PPBV	0.00
System Monitoring Compounds						
87) 4-BROMOFLUOROBENZENE	13.829	95	177670	9.93	PPBV	0.00
Target Compounds						Qvalue
5) CHLOROTRIFLUOROETHENE	1.775	116	1042	0.11	PPBV #	85
6) DICHLORODIFLUOROMETHANE	1.795	85	2537	0.10	PPBV #	83
8) 1-CHLORO-1,1-DIFLUOROE...	1.830	65	1903	0.11	PPBV #	68
9) FREON 114	1.872	85	2119	0.10	PPBV	97
10) CHLOROMETHANE	1.836	52	207m	0.11	PPBV	
11) VINYL CHLORIDE	1.904	62	757	0.11	PPBV #	50
12) 1,3-BUTADIENE	1.949	54	619	0.11	PPBV #	38
13) N-BUTANE	1.962	43	1052	0.11	PPBV #	39
14) BROMOMETHANE	2.029	94	809	0.12	PPBV #	90
15) CHLOROETHANE	2.077	64	367m	0.10	PPBV	
16) DICHLOROFLUOROMETHANE	2.106	67	1716	0.11	PPBV #	84
17) ACETONITRILE	2.184	41	620	0.11	PPBV #	46
19) FREON 123	2.235	83	1951	0.11	PPBV #	89
20) FREON 123A	2.254	117	1174	0.12	PPBV	89
21) TRICHLOROFLUOROMETHANE	2.325	101	2448	0.11	PPBV #	93
24) PENTANE	2.441	42	999	0.13	PPBV #	78
25) IODOMETHANE	2.499	142	2140	0.10	PPBV	96
26) 1,1-DICHLOROETHYLENE	2.528	96	983	0.11	PPBV #	74
27) CARBON DISULFIDE	2.663	76	2544	0.10	PPBV #	64
29) BROMOETHENE	2.190	106	763	0.11	PPBV #	93
30) ACRYLONITRILE	2.418	52	583	0.11	PPBV #	69
32) 3-CHLOROPROPENE	2.605	76	478m	0.11	PPBV	
33) FREON 113	2.663	151	1451	0.10	PPBV	95
34) TRANS-1,2-DICHLOROETHENE	2.901	96	785	0.10	PPBV	96
36) METHYL TERTIARY BUTYL ...	3.029	73	2260	0.10	PPBV #	84
38) HEXANE	3.489	57	1554	0.13	PPBV	87
40) 1,1-DICHLOROETHANE	2.975	63	1339	0.10	PPBV #	51
42) CIS-1,2-DICHLOROETHENE	3.357	96	733	0.09	PPBV #	66
45) METHYL ACRYLATE	3.499	55	1521	0.10	PPBV #	67
46) CHLOROFORM	3.508	83	1751	0.10	PPBV	97
47) 2,4-DIMETHYLPENTANE	4.026	57	1644	0.11	PPBV #	83
48) 1,1,1-TRICHLOROETHANE	4.110	97	1846	0.10	PPBV	99
49) CARBON TETRACHLORIDE	4.540	117	1694	0.09	PPBV	93
50) 1,2-DICHLOROETHANE	3.936	62	1250	0.10	PPBV #	50
51) BENZENE	4.431	78	3113	0.13	PPBV	96
53) CYCLOHEXANE	4.650	84	983	0.09	PPBV #	79
55) TRICHLOROETHENE	5.357	95	1173	0.10	PPBV	90
56) 1,2-DICHLOROPROPANE	5.113	63	819	0.09	PPBV #	39
57) DIBROMOMETHANE	5.074	174	1149	0.11	PPBV	96
58) ETHYL ACRYLATE	5.264	55	1669	0.08	PPBV #	74
59) BROMODICHLOROMETHANE	5.299	83	1654	0.08	PPBV	95

Quantitation Report (QT Reviewed)

Data Path : C:\msdchem\1\DATA\
Data File : 2w62384.D
Acq On : 14 Dec 2022 6:28 pm
Operator : thomash
Sample : ic2776-0.1
Misc : MS64821,V2w2776,,,,,1
ALS Vial : 1 Sample Multiplier: 1

Quant Time: Dec 16 16:22:03 2022
Quant Method : C:\msdchem\1\METHODS\M2W2776.M
Quant Title : TO15 by GCMS w/DB-1, 30m X 0.25mm ID X 0.5 um
QLast Update : Fri Dec 16 07:28:46 2022
Response via : Initial Calibration

Compound	R.T.	QIon	Response	Conc Units	Dev(Min)
60) 2,2,4-TRIMETHYLPENTANE	5.457	57	4197	0.11 PPBV #	95
61) 1,4-DIOXANE	5.476	88	664	0.11 PPBV #	1
62) HEPTANE	5.781	43	1456	0.11 PPBV	91
63) METHYL METHACRYLATE	5.679	69	814	0.09 PPBV #	57
64) METHYL ISOBUTYL KETONE	6.476	58	902	0.10 PPBV #	57
65) CIS-1,3-DICHLOROPROPENE	6.312	75	1198	0.08 PPBV #	64
66) TOLUENE	7.550	91	3679	0.12 PPBV	88
67) 1,3-DICHLOROPROPANE	7.608	76	1525	0.10 PPBV #	50
68) TRANS-1,3-DICHLOROPROPENE	7.013	75	1092	0.08 PPBV #	69
69) 1,1,2-TRICHLOROETHANE	7.164	83	872	0.10 PPBV	98
70) 2-HEXANONE	8.187	58	1744	0.14 PPBV #	87
71) ETHYL METHACRYLATE	8.267	69	1370	0.09 PPBV #	72
72) TETRACHLOROETHENE	9.305	164	1084	0.09 PPBV	96
73) DIBROMOCHLOROMETHANE	8.090	129	1345	0.07 PPBV #	83
74) 1,2-DIBROMOETHANE	8.431	107	1467	0.09 PPBV #	96
75) OCTANE	9.457	43	2074	0.11 PPBV #	85
77) 1,1,1,2-TETRACHLOROETHANE	10.534	131	1051	0.08 PPBV #	37
78) CHLOROBENZENE	10.527	112	2402	0.10 PPBV	97
79) ETHYLBENZENE	11.402	91	5389	0.13 PPBV	100
80) M,P-XYLENE	11.842	91	8327m	0.26 PPBV	
81) O-XYLENE	12.794	91	4389	0.13 PPBV #	77
82) STYRENE	12.575	104	2246	0.09 PPBV #	80
83) NONANE	13.900	43	2124	0.10 PPBV	83
84) BROMOFORM	11.653	173	1119	0.06 PPBV #	93
85) 1,1,2,2-TETRACHLOROETHANE	12.797	83	2099	0.09 PPBV #	95
86) 1,2,3-TRICHLOROPROPANE	13.077	75	1778	0.10 PPBV #	99
88) ISOPROPYLBENZENE	14.308	120	1130	0.09 PPBV	93
89) BROMOBENZENE	14.173	77	2122	0.09 PPBV	89
90) 2-CHLOROTOLUENE	15.315	126	977	0.09 PPBV #	42
91) N-PROPYLBENZENE	15.646	120	1121	0.09 PPBV #	62
92) 4-ETHYLTOLUENE	16.061	105	3956	0.08 PPBV #	99
93) 1,3,5-TRIMETHYLBENZENE	16.231	105	3600	0.09 PPBV #	95
94) ALPHA-METHYLSTYRENE	16.450	118	1497	0.07 PPBV	91
95) TERT-BUTYLBENZENE	16.707	134	845	0.09 PPBV	93
96) 1,2,4-TRIMETHYLBENZENE	16.720	105	3807	0.09 PPBV	95
98) M-DICHLOROBENZENE	16.778	146	2284	0.09 PPBV	97
99) P-DICHLOROBENZENE	16.865	146	2134m	0.08 PPBV	
100) O-DICHLOROBENZENE	17.160	146	2274	0.09 PPBV	93
101) SEC-BUTYLBENZENE	16.996	134	1025	0.08 PPBV	73
102) 1,2,3-TRIMETHYLBENZENE	17.112	105	3834	0.09 PPBV #	87
103) P-ISOPROPYLTOLUENE	17.180	134	1122	0.08 PPBV	84
104) N-BUTYLBENZENE	17.527	134	1039	0.08 PPBV	87
106) HEXACHLOROBUTADIENE	18.755	225	1799	0.07 PPBV	97
107) 1,2,4-TRICHLOROBENZENE	18.443	180	1958	0.07 PPBV	99
108) NAPHTHALENE	18.492	128	5071	0.07 PPBV	98

(#) = qualifier out of range (m) = manual integration (+) = signals summed

Quantitation Report (QT Reviewed)

Data Path : C:\msdchem\1\DATA\
Data File : 2w62384.D
Acq On : 14 Dec 2022 6:28 pm
Operator : thomash
Sample : ic2776-0.1
Misc : MS64821,V2w2776,,,,,1
ALS Vial : 1 Sample Multiplier: 1

Quant Time: Dec 16 16:22:03 2022
Quant Method : C:\msdchem\1\METHODS\M2W2776.M
Quant Title : TO15 by GCMS w/DB-1, 30m X 0.25mm ID X 0.5 um
QLast Update : Fri Dec 16 07:28:46 2022
Response via : Initial Calibration

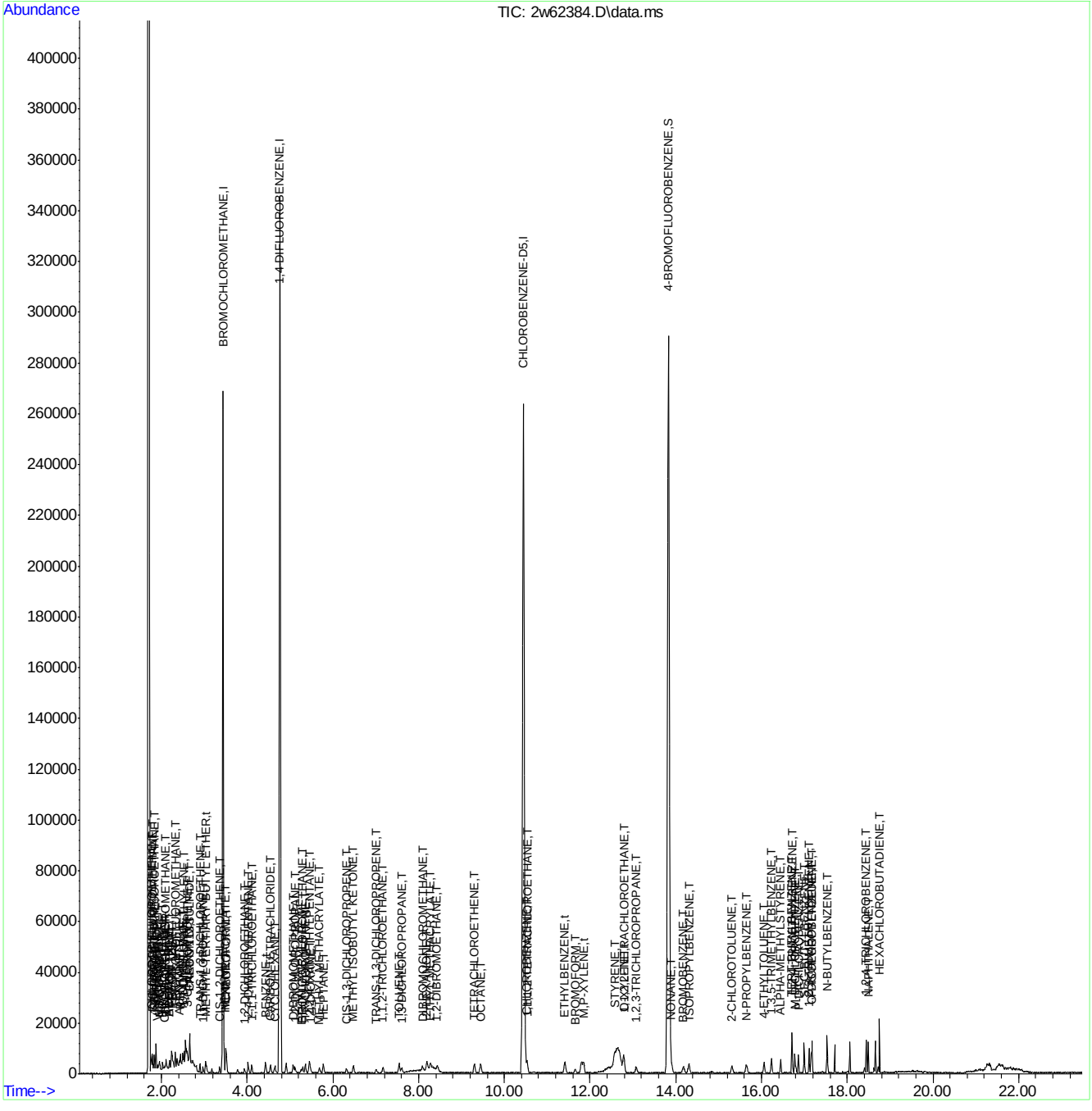

Manual Integration Approval Summary

Sample Number:	V2W2776-IC2776	**Method:**	TO-15
Lab FileID:	2W62384.D	**Analyst approved:**	12/16/22 16:35 Thomas Hilbig
Injection Time:	12/14/22 18:28	**Supervisor approved:**	12/19/22 12:10 Kanya Veerawat

Parameter	CAS	Sig#	R.T. (min.)	Reason
Chloromethane	74-87-3		1.84	Missed peak
Chloroethane	75-00-3		2.08	Missed peak
3-Chloropropene	107-05-1		2.60	Missed peak
m,p-Xylene			11.84	Split peak
p-Dichlorobenzene	106-46-7		16.86	Missed peak

Quantitation Report (Qedit)

Data Path : C:\msdchem\1\DATA\
Data File : 2w62384.D
Acq On : 14 Dec 2022 6:28 pm
Operator : thomash
Sample : ic2776-0.1
Misc : MS64821,V2w2776,,,,,1
ALS Vial : 1 Sample Multiplier: 1

Quant Time: Dec 16 07:29:59 2022
Quant Method : C:\msdchem\1\METHODS\M2W2776.M
Quant Title : TO15 by GCMS w/DB-1, 30m X 0.25mm ID X 0.5 um
QLast Update : Fri Dec 16 07:28:46 2022
Response via : Initial Calibration

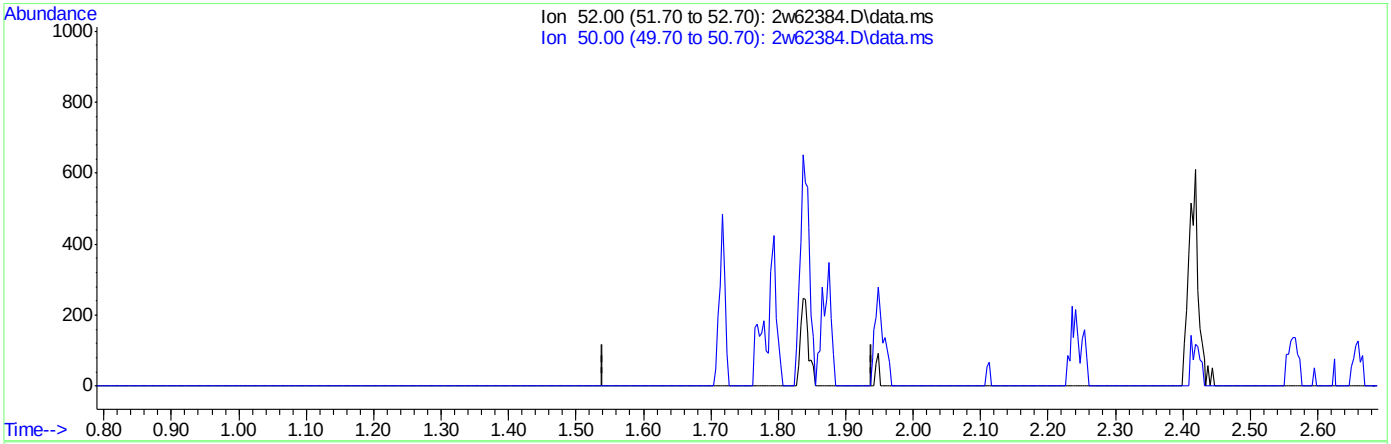

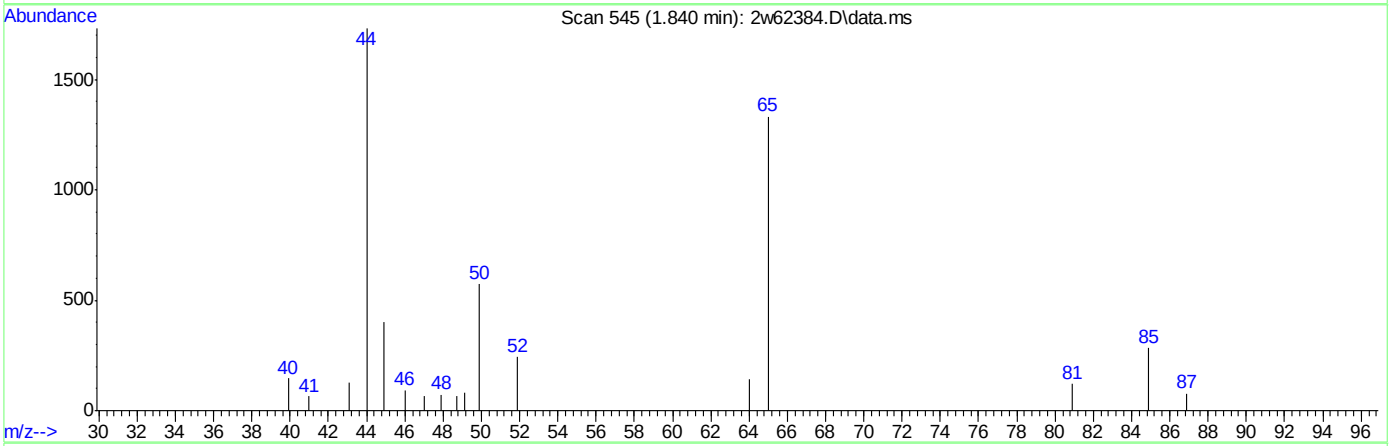

TIC: 2w62384.D\data.ms

(10) CHLOROMETHANE (T)

1.840min (-1.840) 0.00PPBV

response 0

Ion	Exp%	Act%
52.00	100	0.00
50.00	312.00	0.00#
0.00	0.00	0.00
0.00	0.00	0.00

Quantitation Report (Qedit)

Data Path : C:\msdchem\1\DATA\
Data File : 2w62384.D
Acq On : 14 Dec 2022 6:28 pm
Operator : thomash
Sample : ic2776-0.1
Misc : MS64821,V2w2776,,,,,1
ALS Vial : 1 Sample Multiplier: 1

Quant Time: Dec 16 07:29:59 2022
Quant Method : C:\msdchem\1\METHODS\M2W2776.M
Quant Title : TO15 by GCMS w/DB-1, 30m X 0.25mm ID X 0.5 um
QLast Update : Fri Dec 16 07:28:46 2022
Response via : Initial Calibration

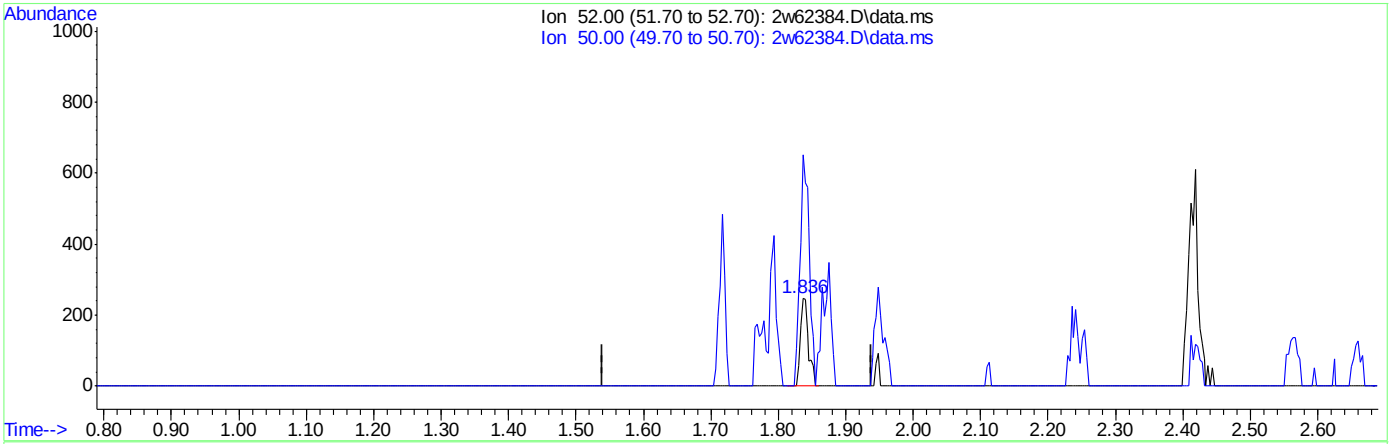

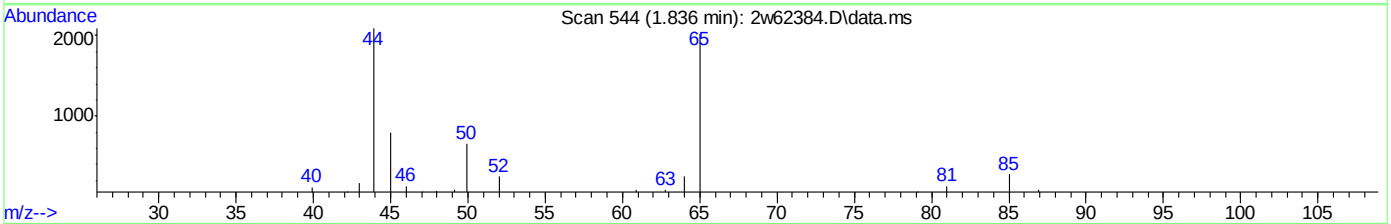

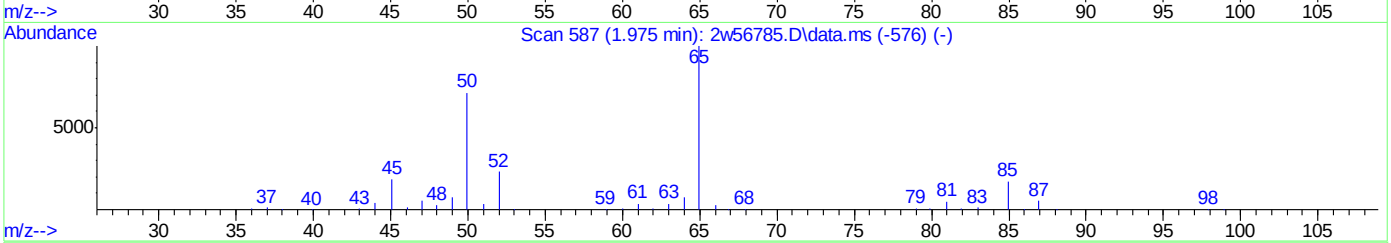

TIC: 2w62384.D\data.ms

(10) CHLOROMETHANE (T)

1.836min (-0.003) 0.11PPBV m

response 207

Ion	Exp%	Act%
52.00	100	100
50.00	312.00	0.00#
0.00	0.00	0.00
0.00	0.00	0.00

Quantitation Report (Qedit)

Data Path : C:\msdchem\1\DATA\
Data File : 2w62384.D
Acq On : 14 Dec 2022 6:28 pm
Operator : thomash
Sample : ic2776-0.1
Misc : MS64821,V2w2776,,,,,1
ALS Vial : 1 Sample Multiplier: 1

Quant Time: Dec 16 07:29:59 2022
Quant Method : C:\msdchem\1\METHODS\M2W2776.M
Quant Title : TO15 by GCMS w/DB-1, 30m X 0.25mm ID X 0.5 um
QLast Update : Fri Dec 16 07:28:46 2022
Response via : Initial Calibration

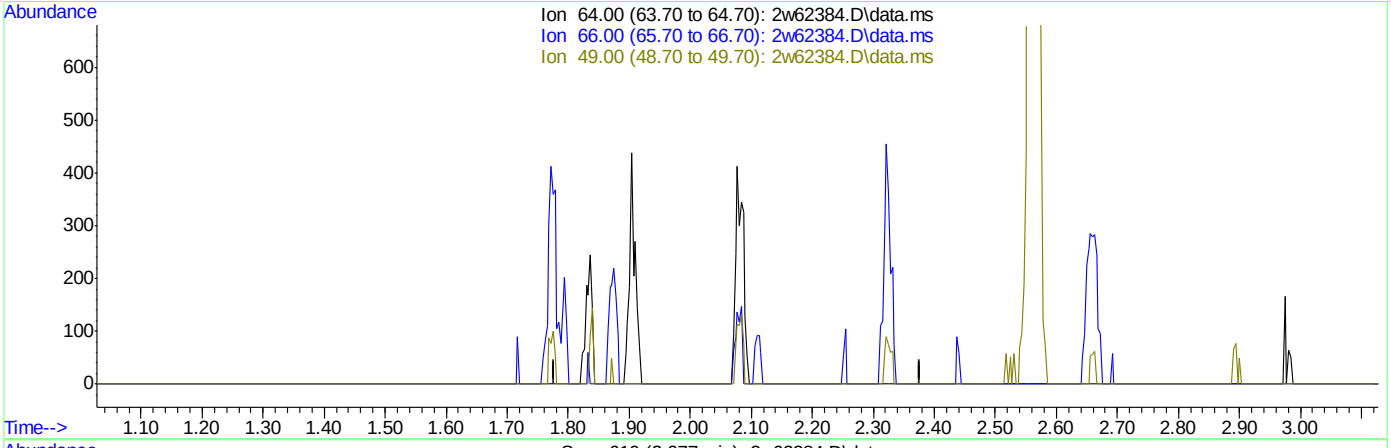

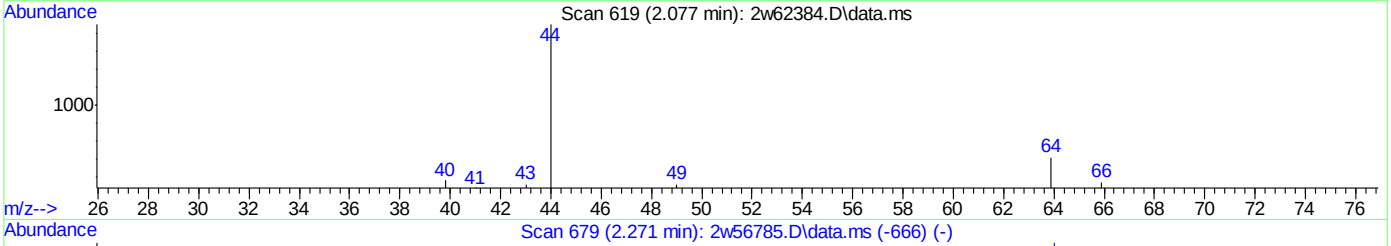

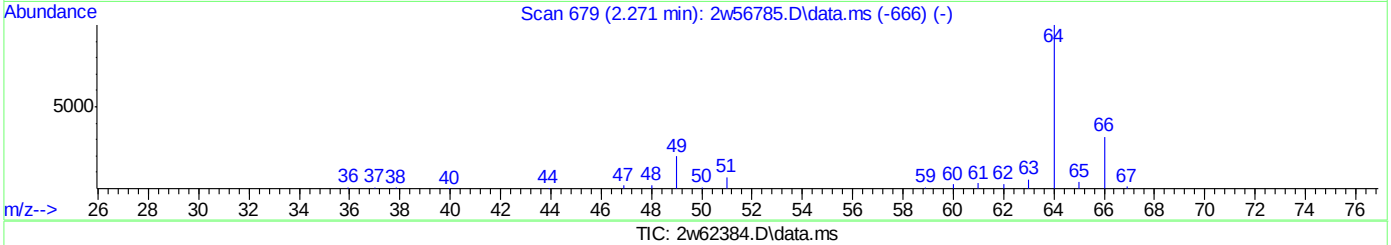

TIC: 2w62384.D\data.ms

(15) CHLOROETHANE (T)

2.078min (-2.078) 0.00PPBV

response 0

Ion	Exp%	Act%
64.00	100	0.00
66.00	31.40	0.00#
49.00	27.90	0.00#
0.00	0.00	0.00

Quantitation Report (Qedit)

Data Path : C:\msdchem\1\DATA\
Data File : 2w62384.D
Acq On : 14 Dec 2022 6:28 pm
Operator : thomash
Sample : ic2776-0.1
Misc : MS64821,V2w2776,,,,,1
ALS Vial : 1 Sample Multiplier: 1

Quant Time: Dec 16 07:29:59 2022
Quant Method : C:\msdchem\1\METHODS\M2W2776.M
Quant Title : TO15 by GCMS w/DB-1, 30m X 0.25mm ID X 0.5 um
QLast Update : Fri Dec 16 07:28:46 2022
Response via : Initial Calibration

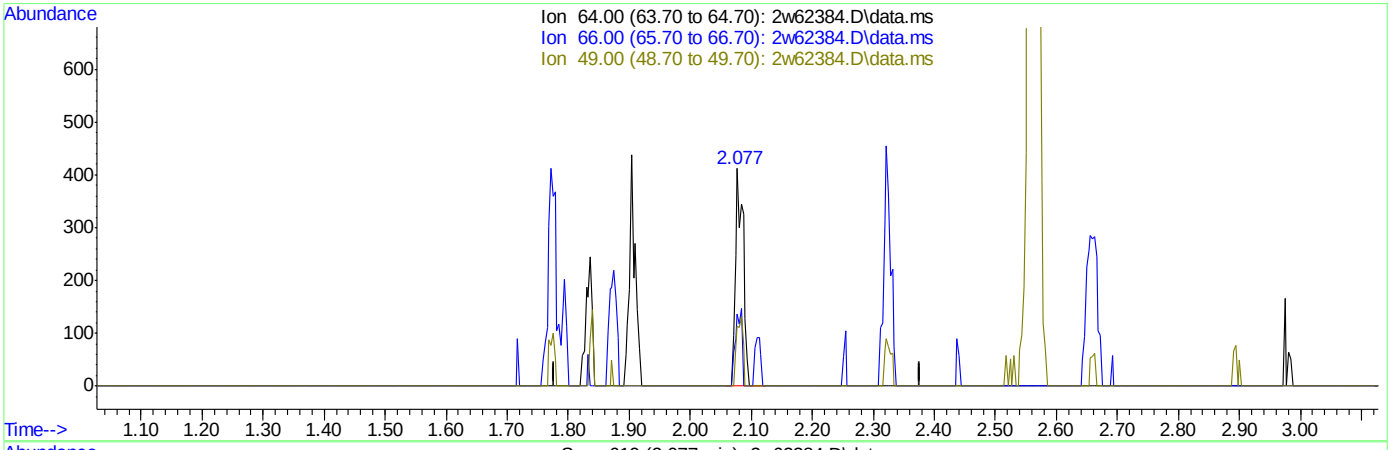

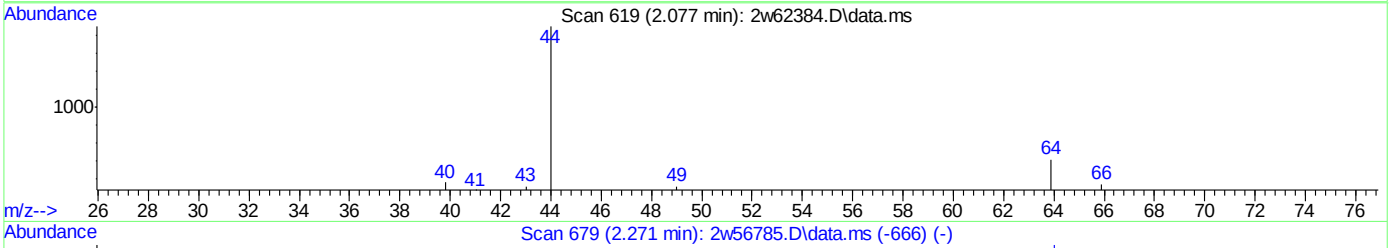

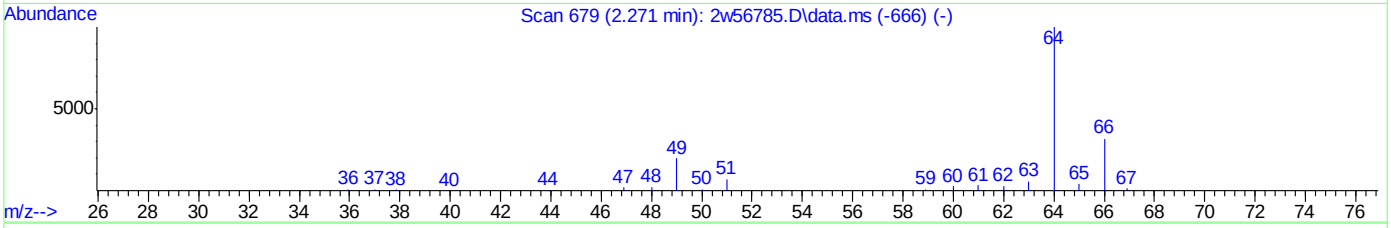

TIC: 2w62384.D\data.ms

(15) CHLOROETHANE (T)

2.077min (-0.000) 0.10PPBV m

response 367

Ion	Exp%	Act%
64.00	100	100
66.00	31.40	0.00#
49.00	27.90	0.00#
0.00	0.00	0.00

Quantitation Report (Qedit)

Data Path : C:\msdchem\1\DATA\
Data File : 2w62384.D
Acq On : 14 Dec 2022 6:28 pm
Operator : thomash
Sample : ic2776-0.1
Misc : MS64821,V2w2776,,,,,1
ALS Vial : 1 Sample Multiplier: 1

Quant Time: Dec 16 07:29:59 2022
Quant Method : C:\msdchem\1\METHODS\M2W2776.M
Quant Title : TO15 by GCMS w/DB-1, 30m X 0.25mm ID X 0.5 um
QLast Update : Fri Dec 16 07:28:46 2022
Response via : Initial Calibration

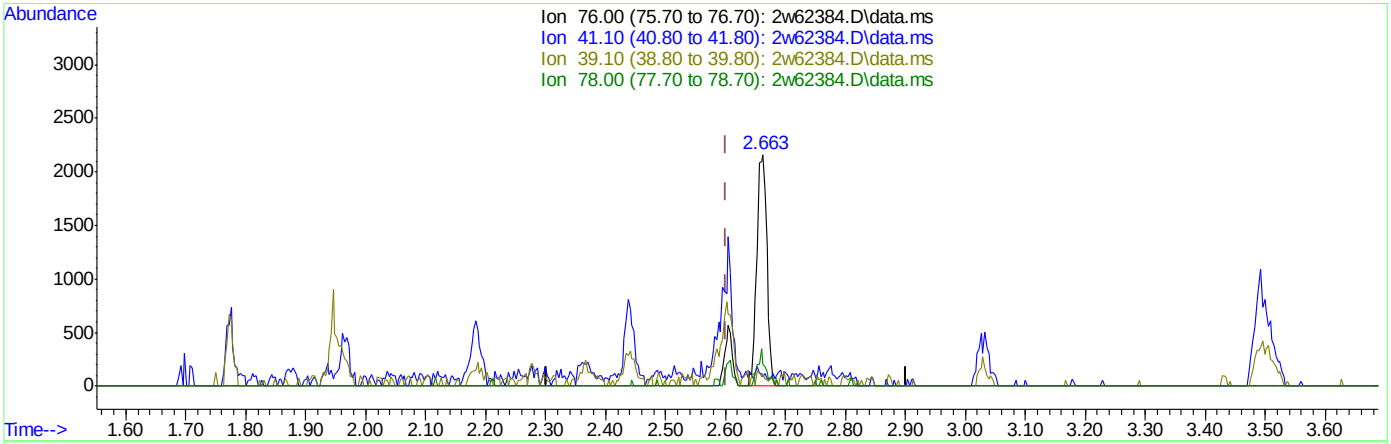

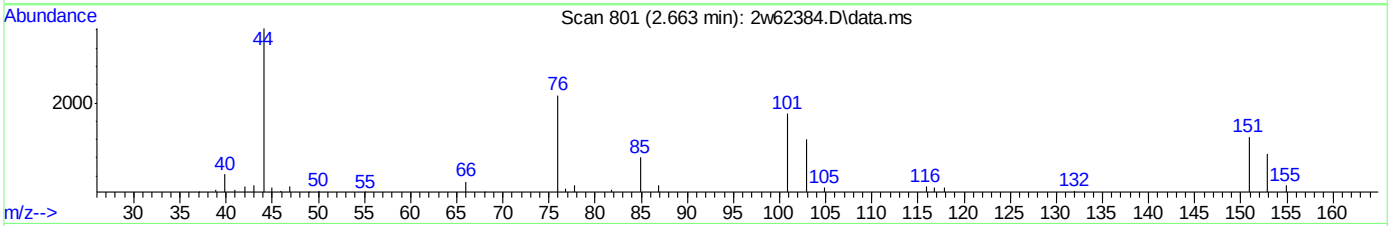

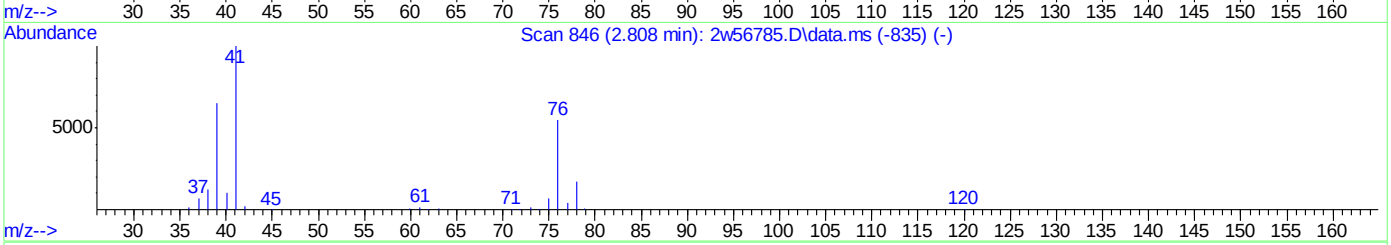

TIC: 2w62384.D\data.ms

(32) 3-CHLOROPROPENE (T)

2.663min (+0.061) 0.59PPBV

response 2544

Ion	Exp%	Act%
76.00	100	100
41.10	296.90	0.00#
39.10	235.10	0.00#
78.00	32.70	0.00#

Quantitation Report (Qedit)

Data Path : C:\msdchem\1\DATA\
Data File : 2w62384.D
Acq On : 14 Dec 2022 6:28 pm
Operator : thomash
Sample : ic2776-0.1
Misc : MS64821,V2w2776,,,,,1
ALS Vial : 1 Sample Multiplier: 1

Quant Time: Dec 16 07:29:59 2022
Quant Method : C:\msdchem\1\METHODS\M2W2776.M
Quant Title : TO15 by GCMS w/DB-1, 30m X 0.25mm ID X 0.5 um
QLast Update : Fri Dec 16 07:28:46 2022
Response via : Initial Calibration

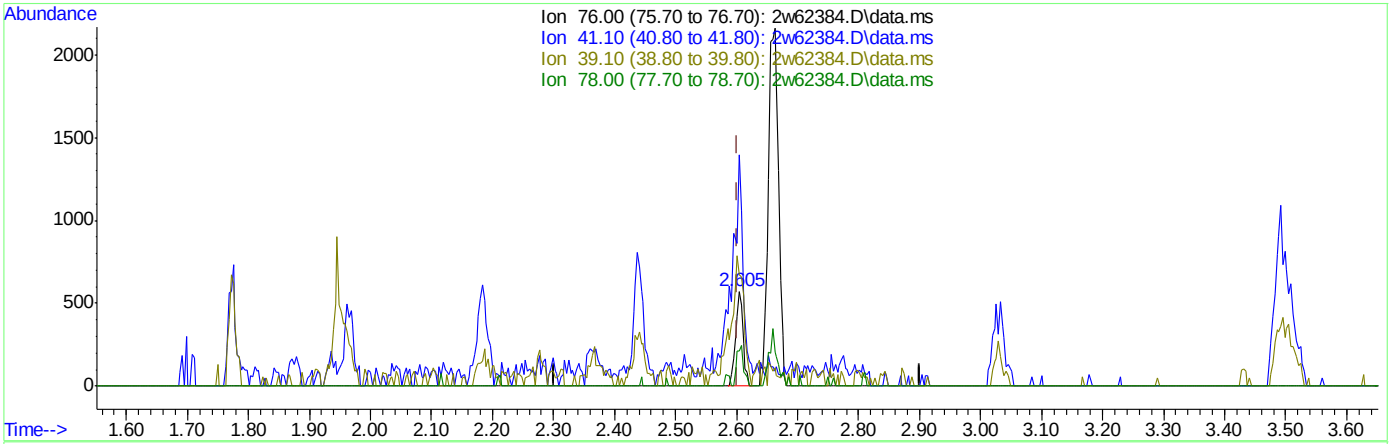

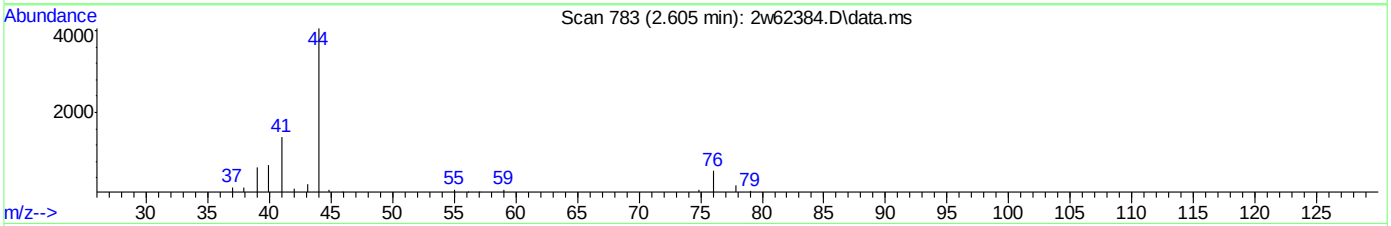

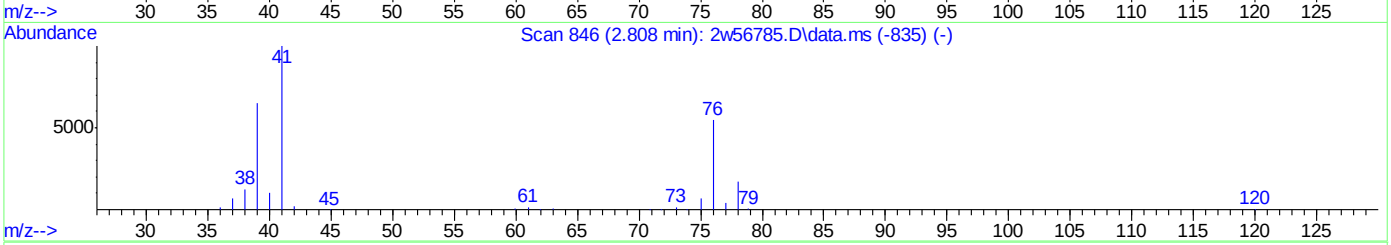

TIC: 2w62384.D\data.ms

(32) 3-CHLOROPROPENE (T)

2.605min (+0.003) 0.11PPBV m

response 478

Ion	Exp%	Act%
76.00	100	100
41.10	296.90	0.00#
39.10	235.10	0.00#
78.00	32.70	0.00#

Quantitation Report (Qedit)

Data Path : C:\msdchem\1\DATA\
Data File : 2w62384.D
Acq On : 14 Dec 2022 6:28 pm
Operator : thomash
Sample : ic2776-0.1
Misc : MS64821,V2w2776,,,,,1
ALS Vial : 1 Sample Multiplier: 1

Quant Time: Dec 16 15:58:49 2022
Quant Method : C:\msdchem\1\METHODS\M2W2776.M
Quant Title : TO15 by GCMS w/DB-1, 30m X 0.25mm ID X 0.5 um
QLast Update : Fri Dec 16 07:28:46 2022
Response via : Initial Calibration

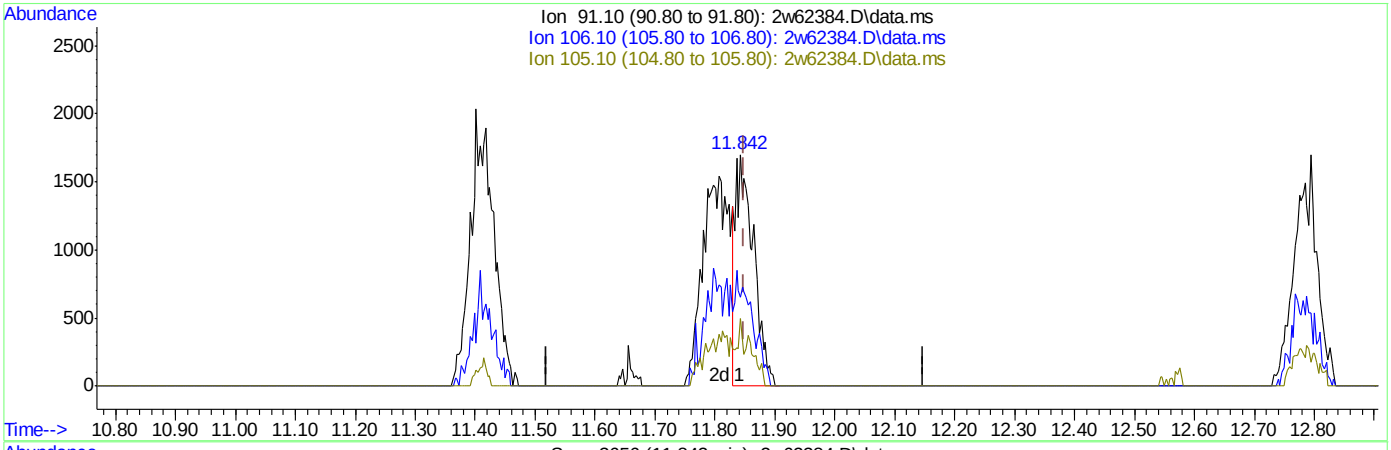

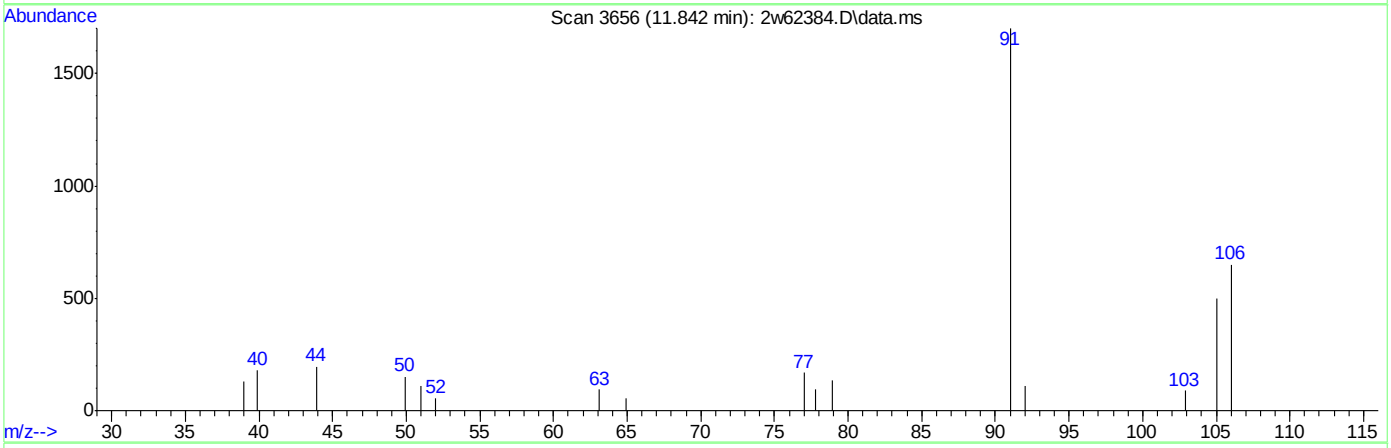

TIC: 2w62384.D\data.ms

(80) M,P-XYLENE (t)

11.842min (-0.007) 0.11PPBV

response 3522

Ion	Exp%	Act%
91.10	100	100
106.10	23.00	55.39#
105.10	10.90	25.47
0.00	0.00	0.00

Quantitation Report (Qedit)

Data Path : C:\msdchem\1\DATA\
Data File : 2w62384.D
Acq On : 14 Dec 2022 6:28 pm
Operator : thomash
Sample : ic2776-0.1
Misc : MS64821,V2w2776,,,,,1
ALS Vial : 1 Sample Multiplier: 1

Quant Time: Dec 16 15:58:49 2022
Quant Method : C:\msdchem\1\METHODS\M2W2776.M
Quant Title : TO15 by GCMS w/DB-1, 30m X 0.25mm ID X 0.5 um
QLast Update : Fri Dec 16 07:28:46 2022
Response via : Initial Calibration

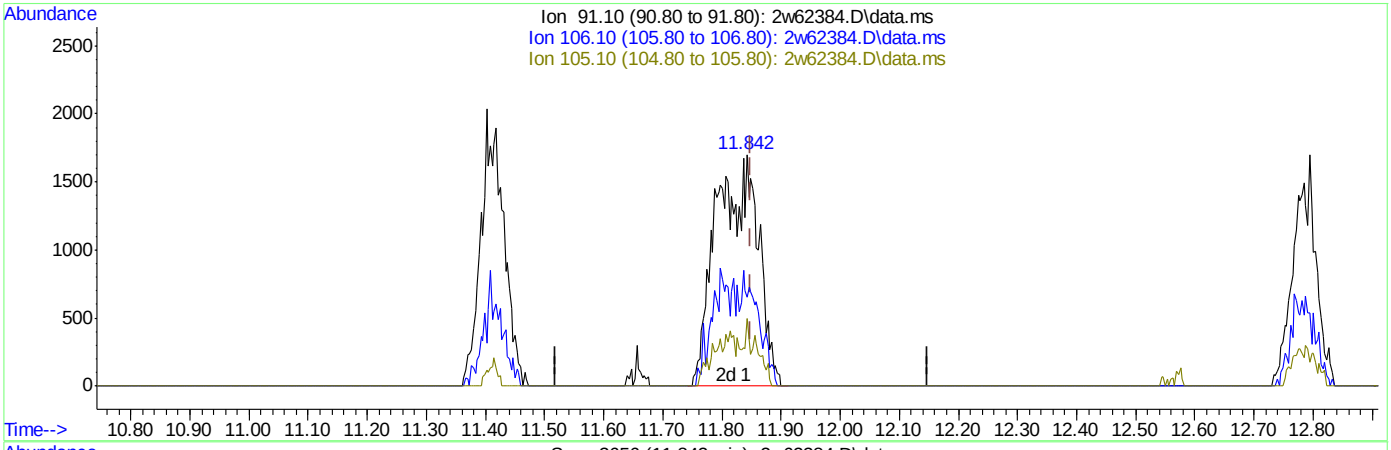

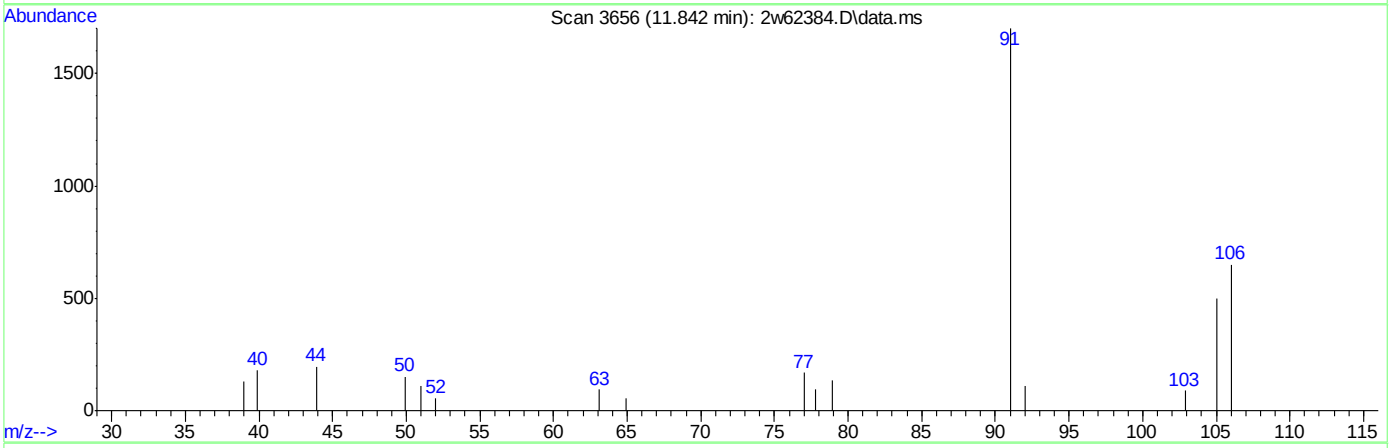

TIC: 2w62384.D\data.ms

(80) M,P-XYLENE (t)

11.842min (-0.007) 0.26PPBV m

response 8327

Ion	Exp%	Act%
91.10	100	100
106.10	23.00	23.43
105.10	10.90	10.77
0.00	0.00	0.00

Quantitation Report (Qedit)

Data Path : C:\msdchem\1\DATA\
Data File : 2w62384.D
Acq On : 14 Dec 2022 6:28 pm
Operator : thomash
Sample : ic2776-0.1
Misc : MS64821,V2w2776,,,,,1
ALS Vial : 1 Sample Multiplier: 1

Quant Time: Dec 16 15:58:49 2022
Quant Method : C:\msdchem\1\METHODS\M2W2776.M
Quant Title : TO15 by GCMS w/DB-1, 30m X 0.25mm ID X 0.5 um
QLast Update : Fri Dec 16 07:28:46 2022
Response via : Initial Calibration

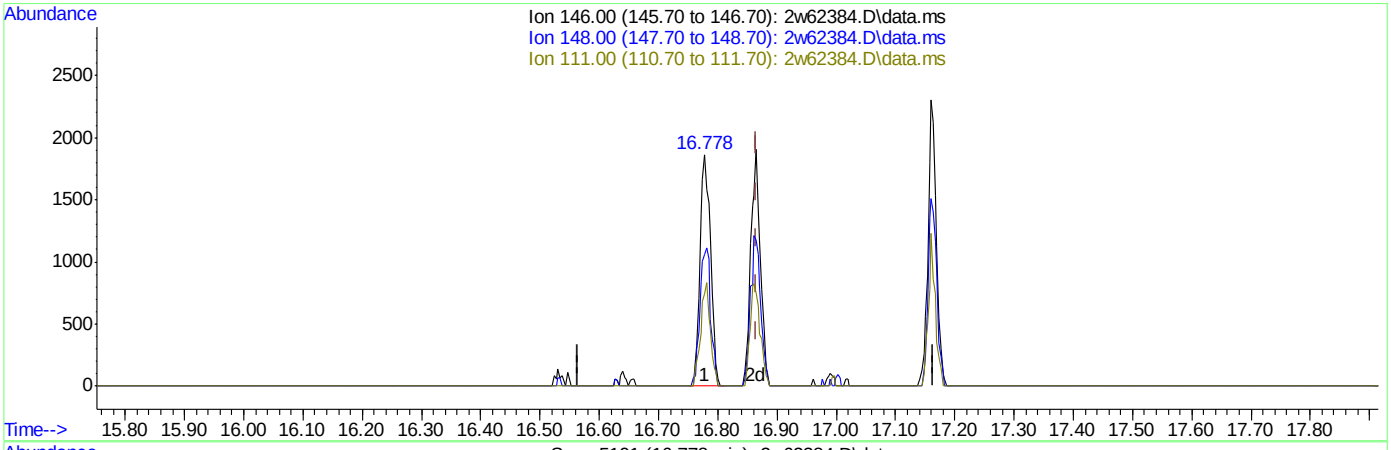

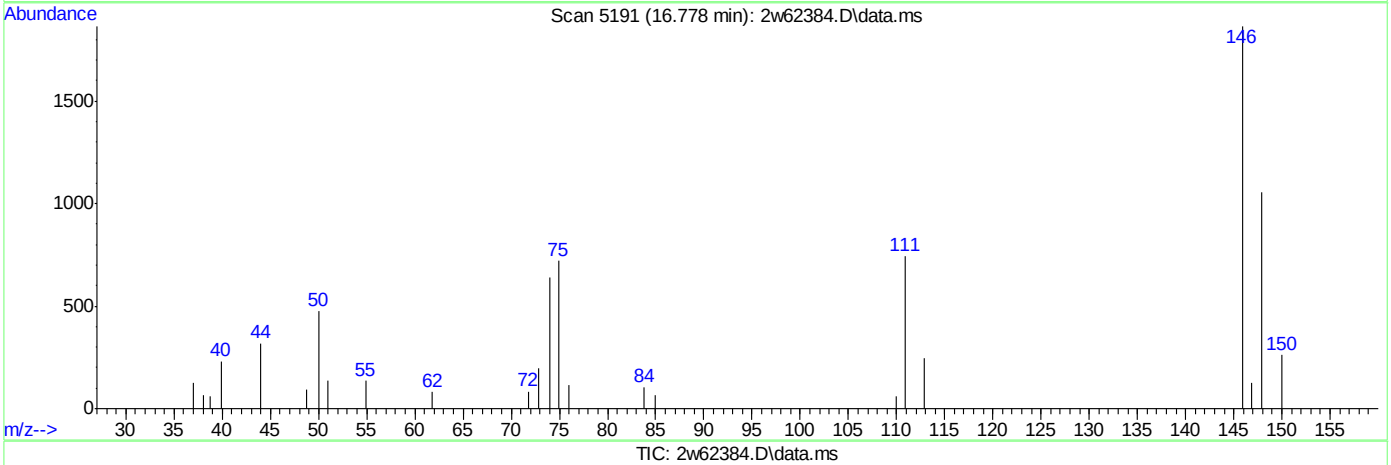

TIC: 2w62384.D\data.ms

(99) P-DICHLOROBENZENE (T)

16.778min (-0.087) 0.09PPBV

response 2284

Ion	Exp%	Act%
146.00	100	100
148.00	64.10	61.30
111.00	37.90	41.20
0.00	0.00	0.00

Quantitation Report (Qedit)

Data Path : C:\msdchem\1\DATA\
Data File : 2w62384.D
Acq On : 14 Dec 2022 6:28 pm
Operator : thomash
Sample : ic2776-0.1
Misc : MS64821,V2w2776,,,,,1
ALS Vial : 1 Sample Multiplier: 1

Quant Time: Dec 16 15:58:49 2022
Quant Method : C:\msdchem\1\METHODS\M2W2776.M
Quant Title : TO15 by GCMS w/DB-1, 30m X 0.25mm ID X 0.5 um
QLast Update : Fri Dec 16 07:28:46 2022
Response via : Initial Calibration

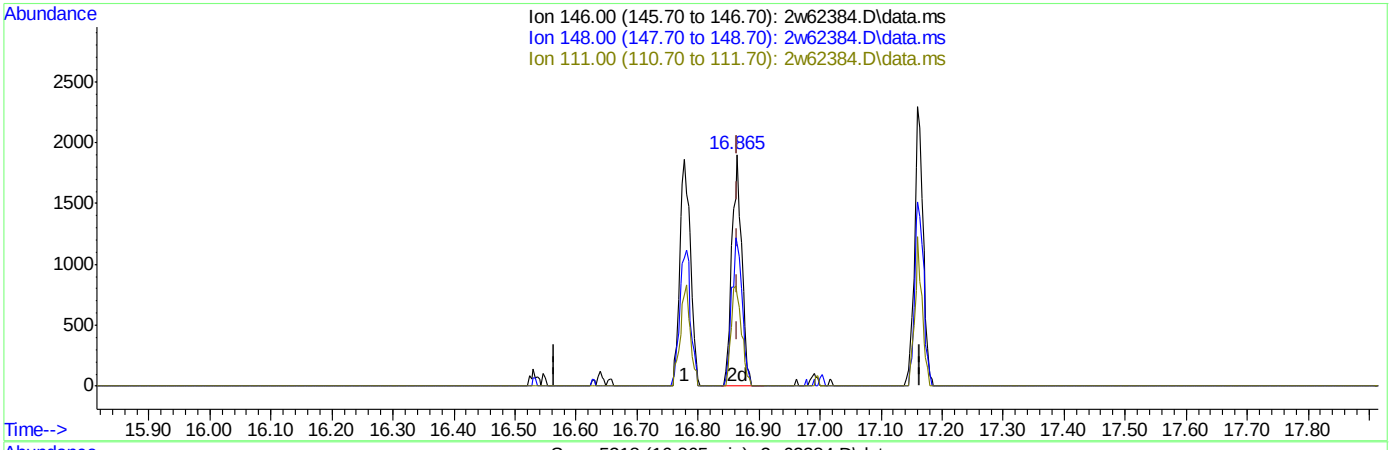

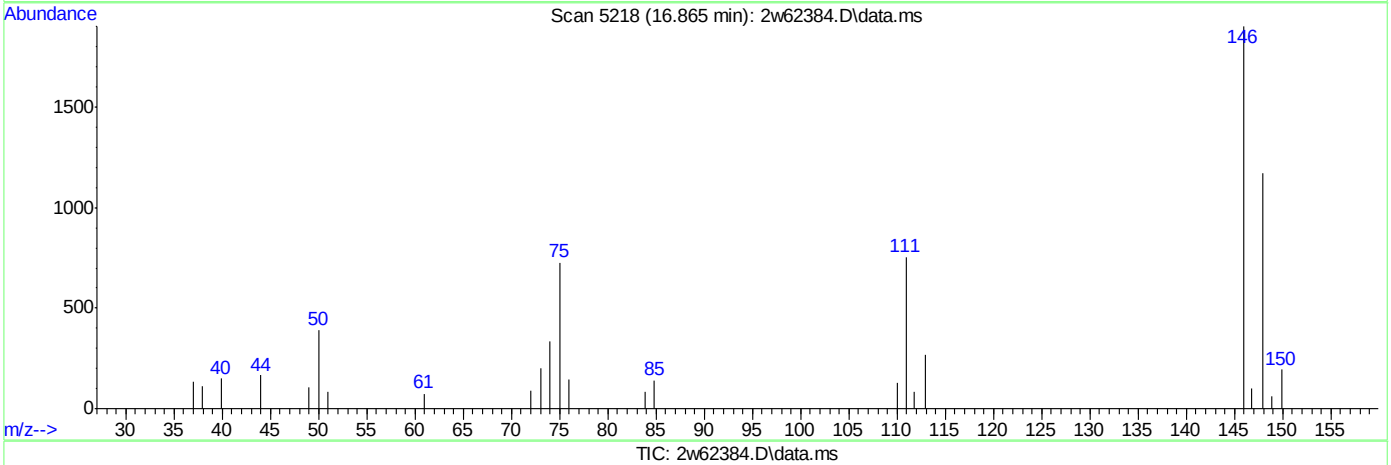

TIC: 2w62384.D\data.ms

(99) P-DICHLOROBENZENE (T)

16.865min (-0.000) 0.08PPBV m

response 2134

Ion	Exp%	Act%
146.00	100	100
148.00	64.10	65.60
111.00	37.90	44.10
0.00	0.00	0.00

Manual Integrations APPROVED (compounds with "m" flag)
Kanya Veerawat 12/19/22 12:10

Quantitation Report (QT Reviewed)

Data Path : C:\msdchem\1\DATA\
Data File : 2w62385.D
Acq On : 14 Dec 2022 6:59 pm
Operator : thomash
Sample : ic2776-0.2
Misc : MS64821,V2w2776,,,,,1
ALS Vial : 1 Sample Multiplier: 1

Quant Time: Dec 16 16:04:33 2022
Quant Method : C:\msdchem\1\METHODS\M2W2776.M
Quant Title : TO15 by GCMS w/DB-1, 30m X 0.25mm ID X 0.5 um
QLast Update : Fri Dec 16 07:28:46 2022
Response via : Initial Calibration

Compound	R.T.	QIon	Response	Conc	Units	Dev(Min)
Internal Standards						
1) BROMOCHLOROMETHANE	3.434	128	49634	10.00	PPBV	0.00
52) 1,4-DIFLUOROBENZENE	4.765	114	255066	10.00	PPBV	0.00
76) CHLOROBENZENE-D5	10.447	117	228303	10.00	PPBV	0.00
System Monitoring Compounds						
87) 4-BROMOFLUOROBENZENE	13.826	95	172976	9.77	PPBV	0.00
Target Compounds						Qvalue
3) FREON 152A	1.746	65	717	0.19	PPBV #	100
4) CHLORODIFLUOROMETHANE	1.759	67	398m	0.20	PPBV	
5) CHLOROTRIFLUOROETHENE	1.772	116	1906	0.21	PPBV #	76
6) DICHLORODIFLUOROMETHANE	1.788	85	5231	0.22	PPBV	100
7) PROPYLENE	1.772	41	1015	0.23	PPBV	96
8) 1-CHLORO-1,1-DIFLUOROE...	1.830	65	3857	0.22	PPBV #	89
9) FREON 114	1.868	85	4334	0.21	PPBV	95
10) CHLOROMETHANE	1.839	52	455m	0.23	PPBV	
11) VINYL CHLORIDE	1.901	62	1566	0.22	PPBV #	50
12) 1,3-BUTADIENE	1.946	54	1218	0.23	PPBV #	86
13) N-BUTANE	1.958	43	2400	0.25	PPBV #	51
14) BROMOMETHANE	2.023	94	1565	0.23	PPBV #	85
15) CHLOROETHANE	2.077	64	810	0.21	PPBV #	45
16) DICHLOROFLUOROMETHANE	2.103	67	3317	0.21	PPBV #	83
17) ACETONITRILE	2.180	41	1395	0.25	PPBV #	1
18) ACROLEIN	2.219	56	739	0.24	PPBV	86
19) FREON 123	2.232	83	3698	0.21	PPBV	94
20) FREON 123A	2.251	117	2324	0.23	PPBV	92
21) TRICHLOROFLUOROMETHANE	2.319	101	5063	0.22	PPBV #	97
22) ISOPROPYL ALCOHOL	2.360	45	3900	0.28	PPBV #	96
23) ACETONE	2.267	58	1120	0.30	PPBV	72
24) PENTANE	2.438	42	1849	0.25	PPBV	99
25) IODOMETHANE	2.495	142	4599	0.21	PPBV	96
26) 1,1-DICHLOROETHYLENE	2.524	96	1902	0.22	PPBV	76
27) CARBON DISULFIDE	2.659	76	4888	0.19	PPBV #	73
28) ETHANOL	2.116	45	1126	0.39	PPBV #	41
29) BROMOETHENE	2.180	106	1486	0.21	PPBV #	89
30) ACRYLONITRILE	2.412	52	1113	0.21	PPBV	94
31) METHYLENE CHLORIDE	2.560	84	3022	0.37	PPBV #	81
32) 3-CHLOROPROPENE	2.602	76	930	0.22	PPBV #	64
33) FREON 113	2.656	151	2997	0.21	PPBV	95
34) TRANS-1,2-DICHLOROETHENE	2.901	96	1744	0.23	PPBV	90
35) TERTIARY BUTYL ALCOHOL	2.582	59	5689	0.27	PPBV #	46
36) METHYL TERTIARY BUTYL ...	3.029	73	4705	0.22	PPBV #	81
37) TETRAHYDROFURAN	3.765	72	665	0.18	PPBV #	76
38) HEXANE	3.489	57	2928	0.24	PPBV	92
39) VINYL ACETATE	3.052	86	423m	0.30	PPBV	
40) 1,1-DICHLOROETHANE	2.974	63	2664	0.20	PPBV #	88
41) METHYL ETHYL KETONE	3.174	72	830	0.22	PPBV #	91
42) CIS-1,2-DICHLOROETHENE	3.354	96	1716	0.21	PPBV	97
43) DIISOPROPYL ETHER	3.511	59	797	0.22	PPBV	84

Quantitation Report (QT Reviewed)

Data Path : C:\msdchem\1\DATA\
Data File : 2w62385.D
Acq On : 14 Dec 2022 6:59 pm
Operator : thomash
Sample : ic2776-0.2
Misc : MS64821,V2w2776,,,,,1
ALS Vial : 1 Sample Multiplier: 1

Quant Time: Dec 16 16:04:33 2022
Quant Method : C:\msdchem\1\METHODS\M2W2776.M
Quant Title : TO15 by GCMS w/DB-1, 30m X 0.25mm ID X 0.5 um
QLast Update : Fri Dec 16 07:28:46 2022
Response via : Initial Calibration

Compound	R.T.	QIon	Response	Conc	Units	Dev(Min)
44) ETHYL ACETATE	3.515	61	576	0.22	PPBV #	73
45) METHYL ACRYLATE	3.495	55	3245	0.21	PPBV #	67
46) CHLOROFORM	3.511	83	3684	0.21	PPBV	99
47) 2,4-DIMETHYLPENTANE	4.019	57	3033	0.21	PPBV	96
48) 1,1,1-TRICHLOROETHANE	4.106	97	3621	0.20	PPBV	97
49) CARBON TETRACHLORIDE	4.540	117	3369	0.18	PPBV	100
50) 1,2-DICHLOROETHANE	3.936	62	2539	0.20	PPBV #	90
51) BENZENE	4.431	78	5944	0.25	PPBV	99
53) CYCLOHEXANE	4.643	84	2244	0.21	PPBV	97
54) 2,3-DIMETHYLPENTANE	4.900	71	1026	0.20	PPBV #	97
55) TRICHLOROETHENE	5.357	95	2423	0.21	PPBV	89
56) 1,2-DICHLOROPROPANE	5.113	63	1740	0.20	PPBV #	89
57) DIBROMOMETHANE	5.071	174	2145	0.22	PPBV	95
58) ETHYL ACRYLATE	5.254	55	3846	0.19	PPBV #	74
59) BROMODICHLOROMETHANE	5.302	83	3556	0.18	PPBV	99
60) 2,2,4-TRIMETHYLPENTANE	5.447	57	8219	0.21	PPBV #	96
61) 1,4-DIOXANE	5.460	88	1314	0.22	PPBV #	1
62) HEPTANE	5.775	43	2829	0.21	PPBV	91
63) METHYL METHACRYLATE	5.682	69	1698	0.19	PPBV	85
64) METHYL ISOBUTYL KETONE	6.479	58	1977	0.23	PPBV	86
65) CIS-1,3-DICHLOROPROPENE	6.315	75	2690	0.19	PPBV #	90
66) TOLUENE	7.550	91	6916	0.23	PPBV	98
67) 1,3-DICHLOROPROPANE	7.608	76	2951	0.20	PPBV #	89
68) TRANS-1,3-DICHLOROPROPENE	7.003	75	2141	0.16	PPBV #	87
69) 1,1,2-TRICHLOROETHANE	7.161	83	1724	0.20	PPBV	99
70) 2-HEXANONE	8.190	58	3504	0.28	PPBV	87
71) ETHYL METHACRYLATE	8.273	69	2741	0.18	PPBV #	78
72) TETRACHLOROETHENE	9.299	164	2329	0.20	PPBV	97
73) DIBROMOCHLOROMETHANE	8.090	129	2831	0.15	PPBV	98
74) 1,2-DIBROMOETHANE	8.437	107	3262	0.19	PPBV #	95
75) OCTANE	9.444	43	3908	0.21	PPBV	92
77) 1,1,1,2-TETRACHLOROETHANE	10.540	131	2257	0.18	PPBV	97
78) CHLOROBENZENE	10.521	112	4998	0.21	PPBV	96
79) ETHYLBENZENE	11.405	91	9666	0.24	PPBV	99
80) M,P-XYLENE	11.842	91	14636m	0.46	PPBV	
81) O-XYLENE	12.784	91	7665	0.24	PPBV #	87
82) STYRENE	12.579	104	4584	0.19	PPBV	95
83) NONANE	13.907	43	4045	0.20	PPBV	92
84) BROMOFORM	11.656	173	2332	0.14	PPBV #	90
85) 1,1,2,2-TETRACHLOROETHANE	12.791	83	4532	0.19	PPBV #	95
86) 1,2,3-TRICHLOROPROPANE	13.077	75	3605	0.20	PPBV #	99
88) ISOPROPYLBENZENE	14.302	120	2407	0.20	PPBV	95
89) BROMOBENZENE	14.177	77	4545	0.20	PPBV #	81
90) 2-CHLOROTOLUENE	15.312	126	2099	0.19	PPBV	91
91) N-PROPYLBENZENE	15.662	120	2391	0.19	PPBV #	62
92) 4-ETHYLTOLUENE	16.061	105	8447	0.18	PPBV #	95
93) 1,3,5-TRIMETHYLBENZENE	16.231	105	7477	0.19	PPBV	99
94) ALPHA-METHYLSTYRENE	16.453	118	3524	0.17	PPBV	94
95) TERT-BUTYLBENZENE	16.710	134	1664	0.18	PPBV	87
96) 1,2,4-TRIMETHYLBENZENE	16.717	105	7797	0.18	PPBV	94

Quantitation Report (QT Reviewed)

Data Path : C:\msdchem\1\DATA\
Data File : 2w62385.D
Acq On : 14 Dec 2022 6:59 pm
Operator : thomash
Sample : ic2776-0.2
Misc : MS64821,V2w2776,,,,,1
ALS Vial : 1 Sample Multiplier: 1

Quant Time: Dec 16 16:04:33 2022
Quant Method : C:\msdchem\1\METHODS\M2W2776.M
Quant Title : TO15 by GCMS w/DB-1, 30m X 0.25mm ID X 0.5 um
QLast Update : Fri Dec 16 07:28:46 2022
Response via : Initial Calibration

	Compound	R.T.	QIon	Response	Conc	Units	Dev(Min)
98)	M-DICHLOROBENZENE	16.781	146	4560	0.18	PPBV	96
99)	P-DICHLOROBENZENE	16.865	146	4645	0.18	PPBV	98
100)	O-DICHLOROBENZENE	17.164	146	4568	0.18	PPBV	94
101)	SEC-BUTYLBENZENE	16.996	134	2262	0.19	PPBV	91
102)	1,2,3-TRIMETHYLBENZENE	17.112	105	7569	0.18	PPBV	98
103)	P-ISOPROPYLTOLUENE	17.180	134	2317	0.17	PPBV	94
104)	N-BUTYLBENZENE	17.530	134	2029	0.15	PPBV	79
106)	HEXACHLOROBUTADIENE	18.752	225	3916	0.15	PPBV	87
107)	1,2,4-TRICHLOROBENZENE	18.443	180	4334	0.15	PPBV	96
108)	NAPHTHALENE	18.492	128	10432	0.14	PPBV	99

(#) = qualifier out of range (m) = manual integration (+) = signals summed

7.7.3

7

Quantitation Report (QT Reviewed)

Data Path : C:\msdchem\1\DATA\
Data File : 2w62385.D
Acq On : 14 Dec 2022 6:59 pm
Operator : thomash
Sample : ic2776-0.2
Misc : MS64821,V2w2776,,,,,1
ALS Vial : 1 Sample Multiplier: 1

Quant Time: Dec 16 16:04:33 2022
Quant Method : C:\msdchem\1\METHODS\M2W2776.M
Quant Title : TO15 by GCMS w/DB-1, 30m X 0.25mm ID X 0.5 um
QLast Update : Fri Dec 16 07:28:46 2022
Response via : Initial Calibration

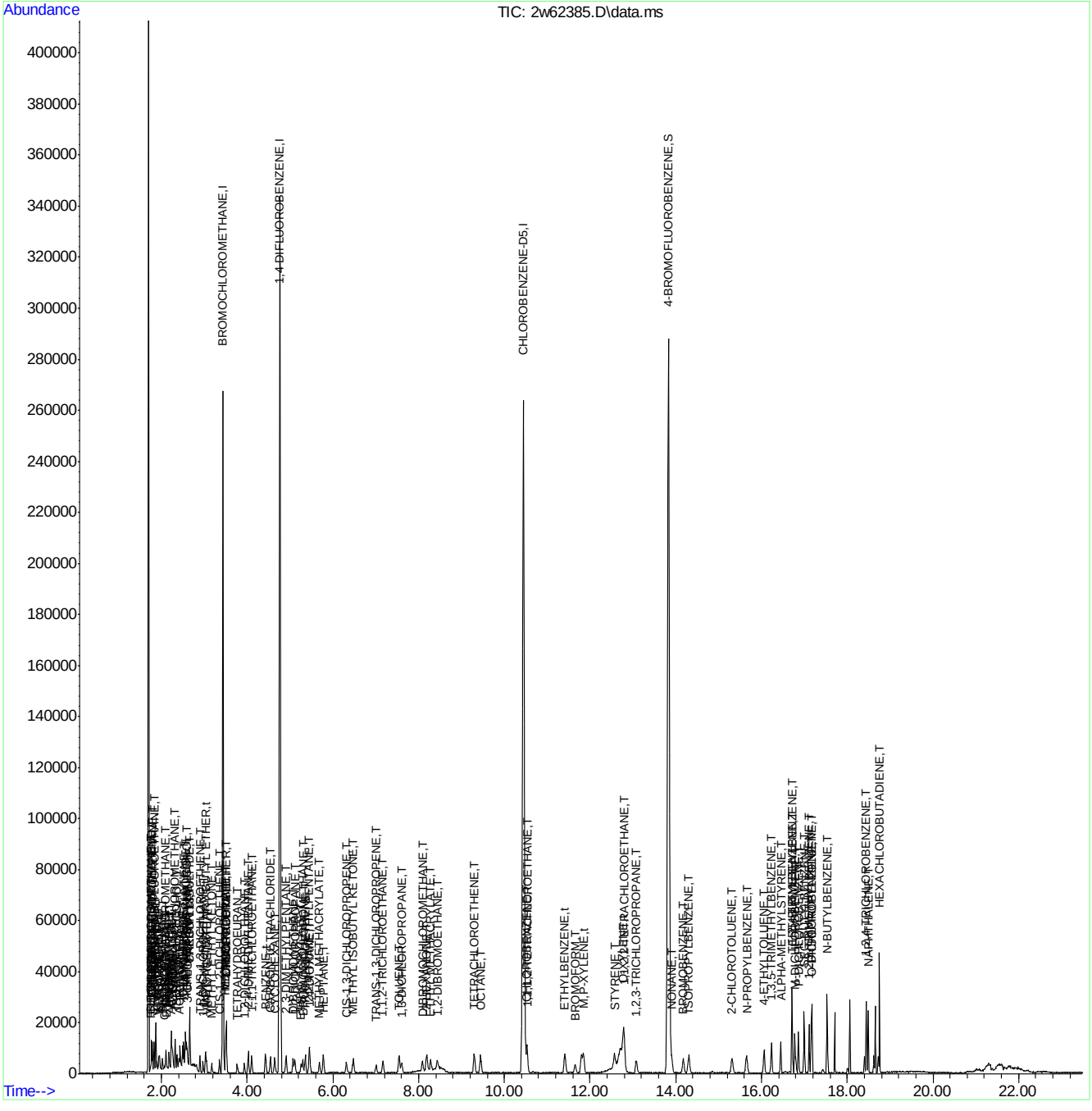

M2W2776.M Mon Dec 19 12:44:44 2022 GCMS2W Page: 4

Manual Integration Approval Summary

Sample Number:	V2W2776-IC2776	**Method:**	TO-15
Lab FileID:	2W62385.D	**Analyst approved:**	12/16/22 16:35 Thomas Hilbig
Injection Time:	12/14/22 18:59	**Supervisor approved:**	12/19/22 12:10 Kanya Veerawat

Parameter	CAS	Sig#	R.T. (min.)	Reason
Chlorodifluoromethane	75-45-6		1.76	Missed peak
Chloromethane	74-87-3		1.84	Missed peak
Vinyl Acetate	108-05-4		3.05	Missed peak
m,p-Xylene			11.84	Split peak

Quantitation Report (Qedit)

Data Path : C:\msdchem\1\DATA\
Data File : 2w62385.D
Acq On : 14 Dec 2022 6:59 pm
Operator : thomash
Sample : ic2776-0.2
Misc : MS64821,V2w2776,,,,,1
ALS Vial : 1 Sample Multiplier: 1

Quant Time: Dec 16 07:30:08 2022
Quant Method : C:\msdchem\1\METHODS\M2W2776.M
Quant Title : TO15 by GCMS w/DB-1, 30m X 0.25mm ID X 0.5 um
QLast Update : Fri Dec 16 07:28:46 2022
Response via : Initial Calibration

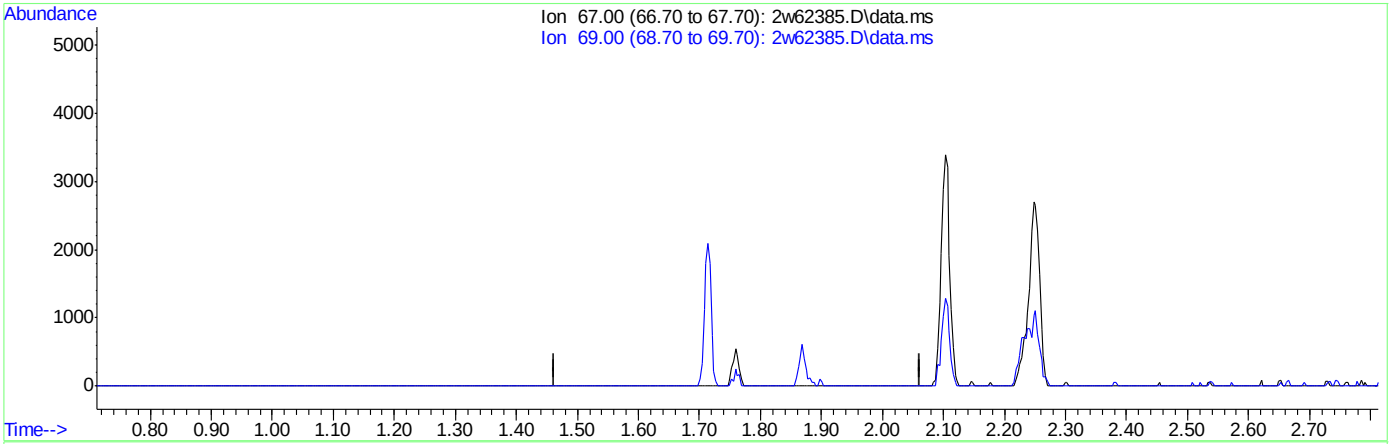

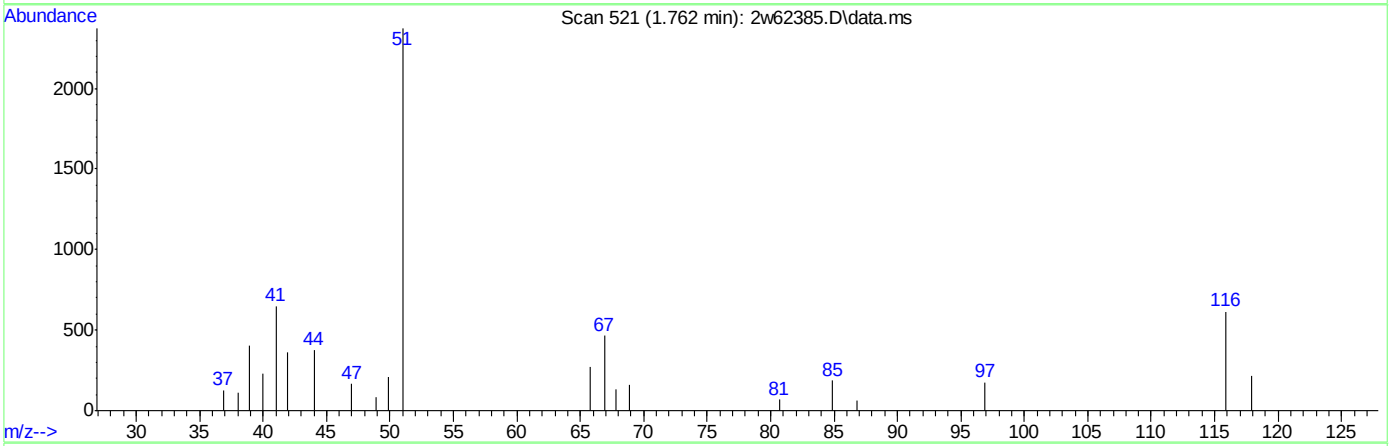

TIC: 2w62385.D\data.ms

(4) CHLORODIFLUOROMETHANE (T)

1.763min (-1.763) 0.00PPBV

response 0

Ion	Exp%	Act%
67.00	100	0.00
69.00	34.20	0.00#
0.00	0.00	0.00
0.00	0.00	0.00

Quantitation Report (Qedit)

Data Path : C:\msdchem\1\DATA\
Data File : 2w62385.D
Acq On : 14 Dec 2022 6:59 pm
Operator : thomash
Sample : ic2776-0.2
Misc : MS64821,V2w2776,,,,,1
ALS Vial : 1 Sample Multiplier: 1

Quant Time: Dec 16 07:30:08 2022
Quant Method : C:\msdchem\1\METHODS\M2W2776.M
Quant Title : TO15 by GCMS w/DB-1, 30m X 0.25mm ID X 0.5 um
QLast Update : Fri Dec 16 07:28:46 2022
Response via : Initial Calibration

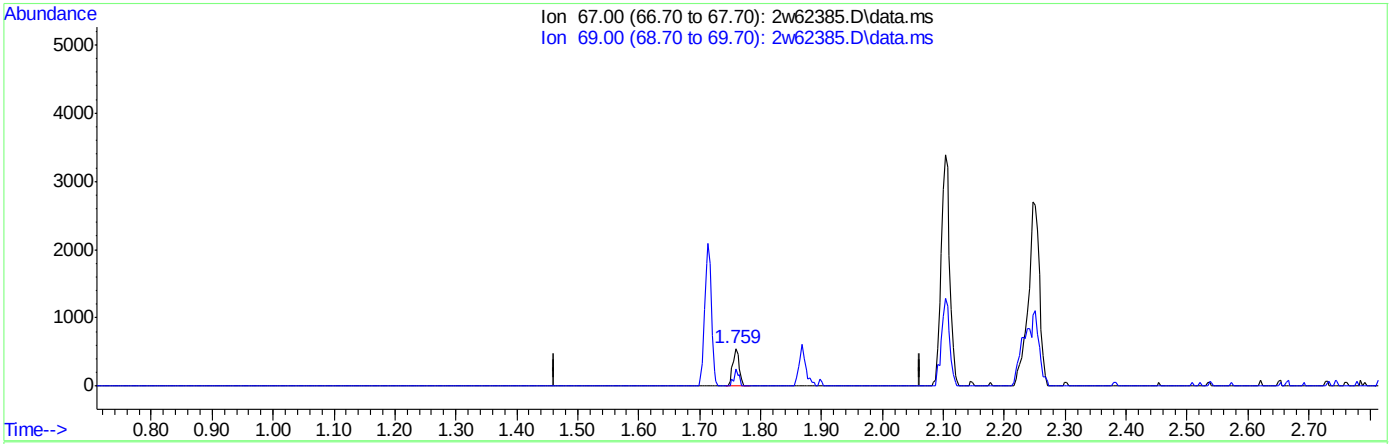

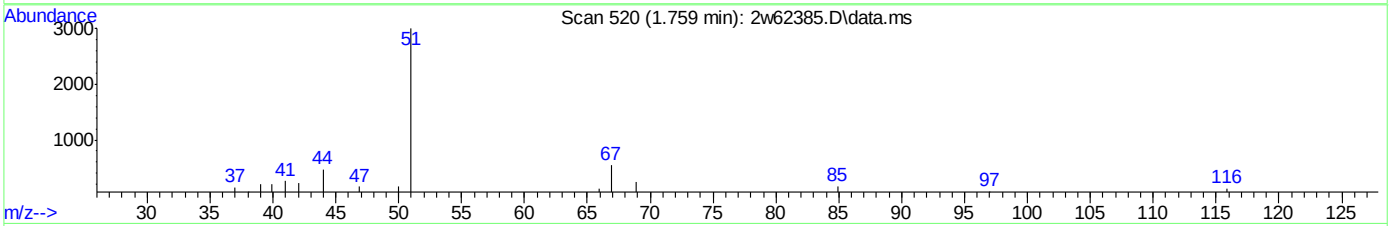

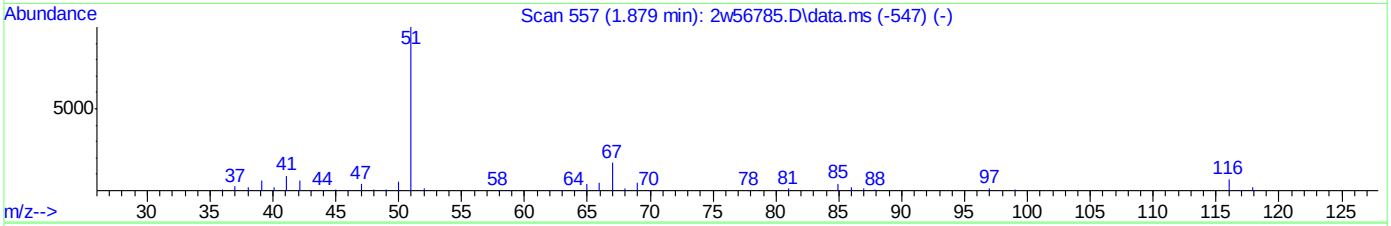

TIC: 2w62385.D\data.ms

(4) CHLORODIFLUOROMETHANE (T)

1.759min (-0.003) 0.20PPBV m

response 398

Ion	Exp%	Act%
67.00	100	100
69.00	34.20	0.00#
0.00	0.00	0.00
0.00	0.00	0.00

Quantitation Report (Qedit)

Data Path : C:\msdchem\1\DATA\
Data File : 2w62385.D
Acq On : 14 Dec 2022 6:59 pm
Operator : thomash
Sample : ic2776-0.2
Misc : MS64821,V2w2776,,,,,1
ALS Vial : 1 Sample Multiplier: 1

Quant Time: Dec 16 07:30:08 2022
Quant Method : C:\msdchem\1\METHODS\M2W2776.M
Quant Title : TO15 by GCMS w/DB-1, 30m X 0.25mm ID X 0.5 um
QLast Update : Fri Dec 16 07:28:46 2022
Response via : Initial Calibration

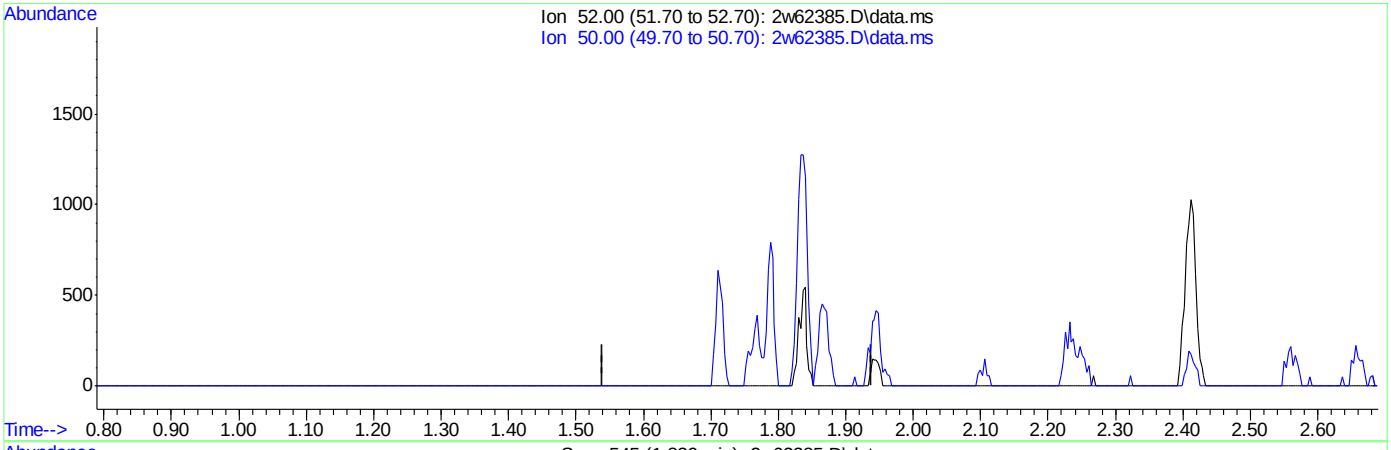

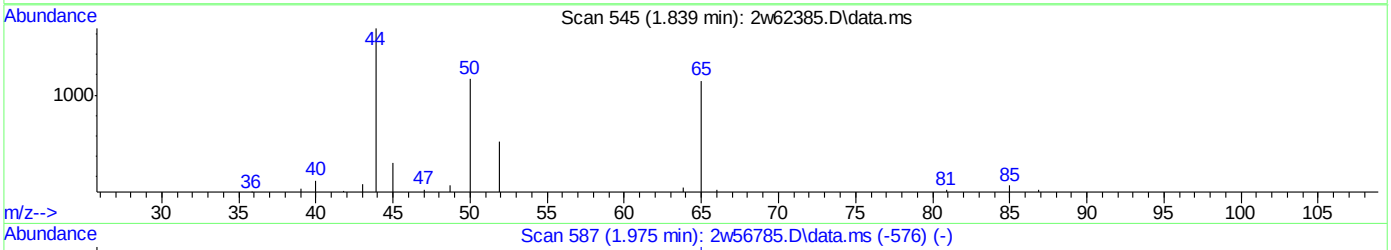

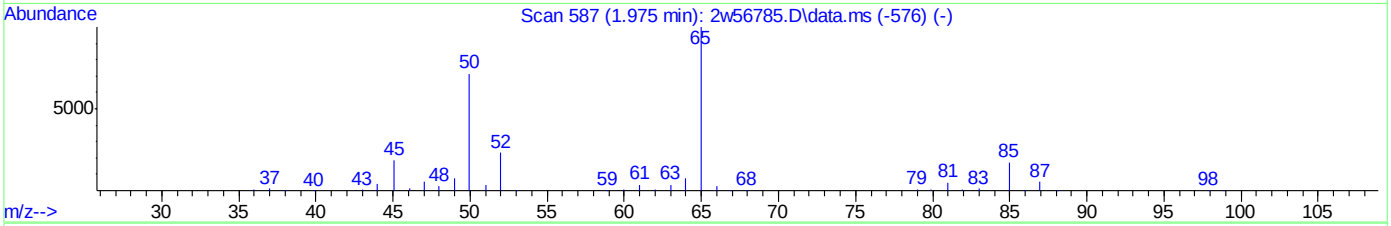

TIC: 2w62385.D\data.ms

(10) CHLOROMETHANE (T)

1.840min (-1.840) 0.00PPBV

response 0

Ion	Exp%	Act%
52.00	100	0.00
50.00	312.00	0.00#
0.00	0.00	0.00
0.00	0.00	0.00

Quantitation Report (Qedit)

Data Path : C:\msdchem\1\DATA\
Data File : 2w62385.D
Acq On : 14 Dec 2022 6:59 pm
Operator : thomash
Sample : ic2776-0.2
Misc : MS64821,V2w2776,,,,,1
ALS Vial : 1 Sample Multiplier: 1

Quant Time: Dec 16 07:30:08 2022
Quant Method : C:\msdchem\1\METHODS\M2W2776.M
Quant Title : TO15 by GCMS w/DB-1, 30m X 0.25mm ID X 0.5 um
QLast Update : Fri Dec 16 07:28:46 2022
Response via : Initial Calibration

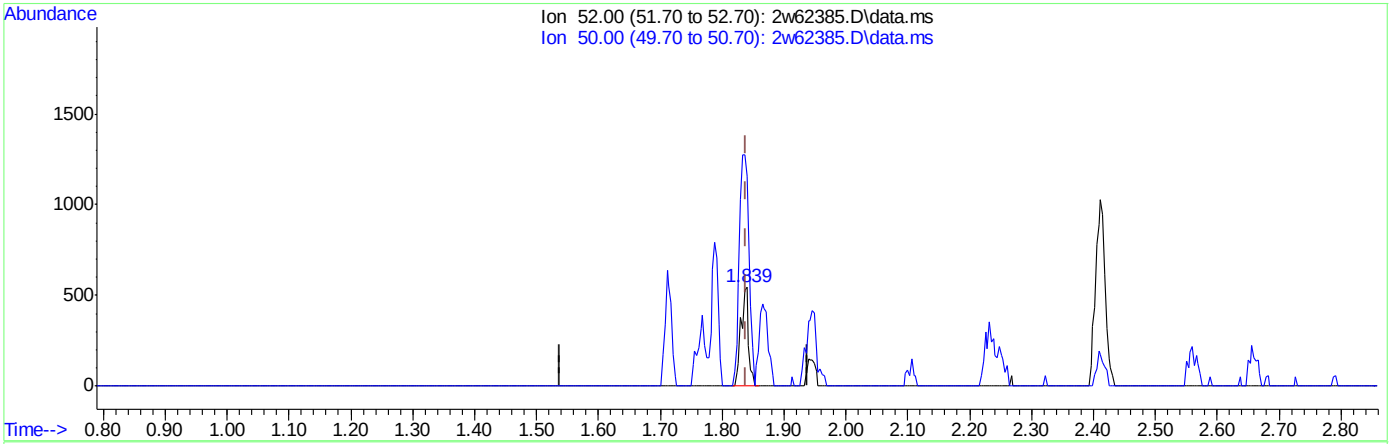

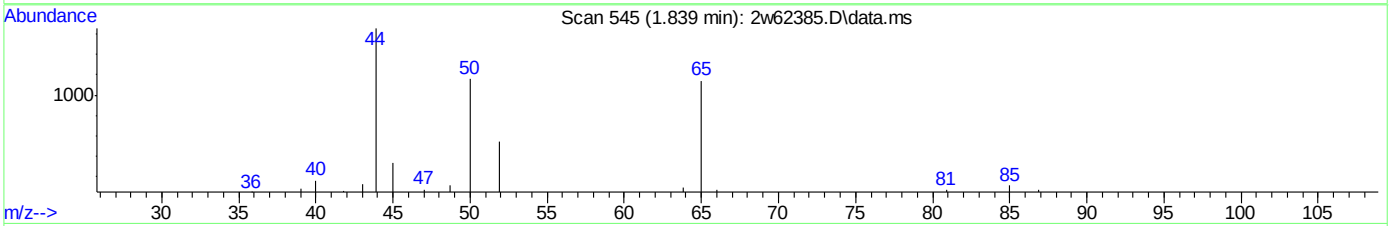

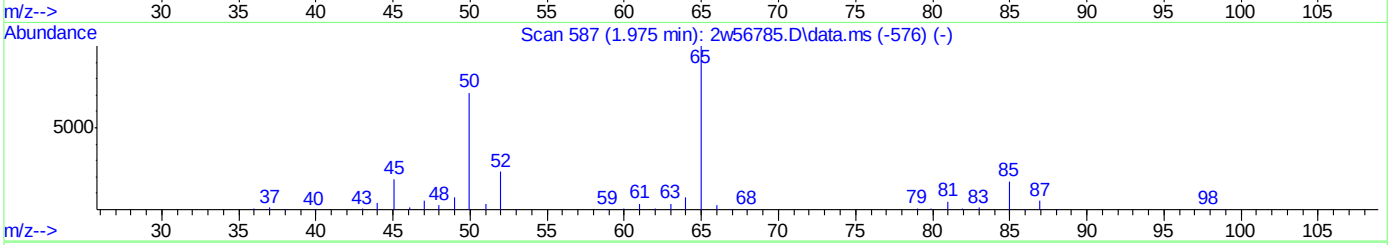

TIC: 2w62385.D\data.ms

(10) CHLOROMETHANE (T)

1.839min (-0.000) 0.23PPBV m

response 455

Ion	Exp%	Act%
52.00	100	100
50.00	312.00	0.00#
0.00	0.00	0.00
0.00	0.00	0.00

Quantitation Report (Qedit)

Data Path : C:\msdchem\1\DATA\
Data File : 2w62385.D
Acq On : 14 Dec 2022 6:59 pm
Operator : thomash
Sample : ic2776-0.2
Misc : MS64821,V2w2776,,,,,1
ALS Vial : 1 Sample Multiplier: 1

Quant Time: Dec 16 07:30:08 2022
Quant Method : C:\msdchem\1\METHODS\M2W2776.M
Quant Title : TO15 by GCMS w/DB-1, 30m X 0.25mm ID X 0.5 um
QLast Update : Fri Dec 16 07:28:46 2022
Response via : Initial Calibration

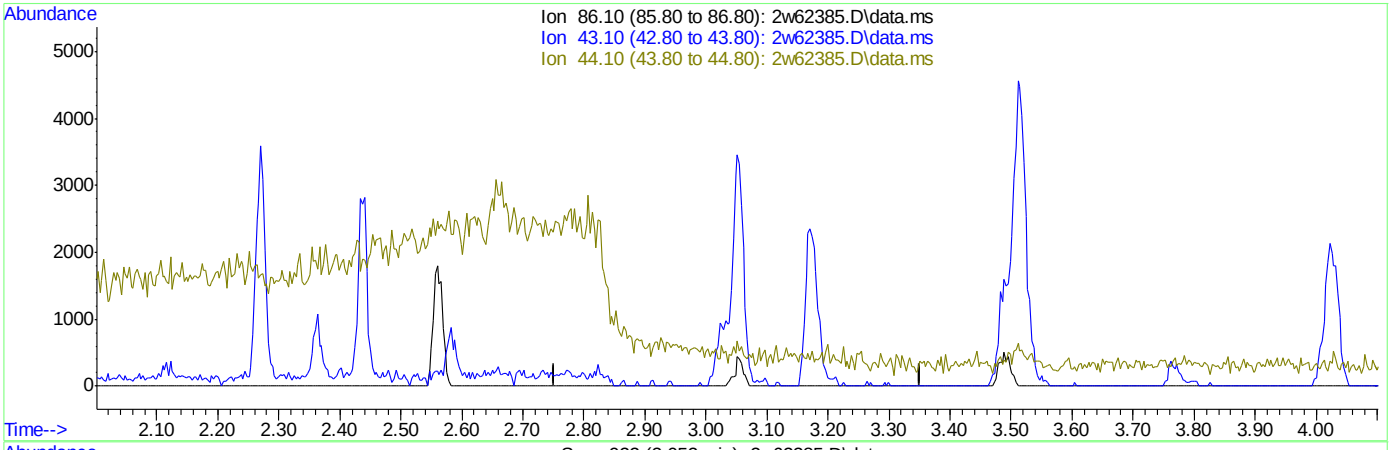

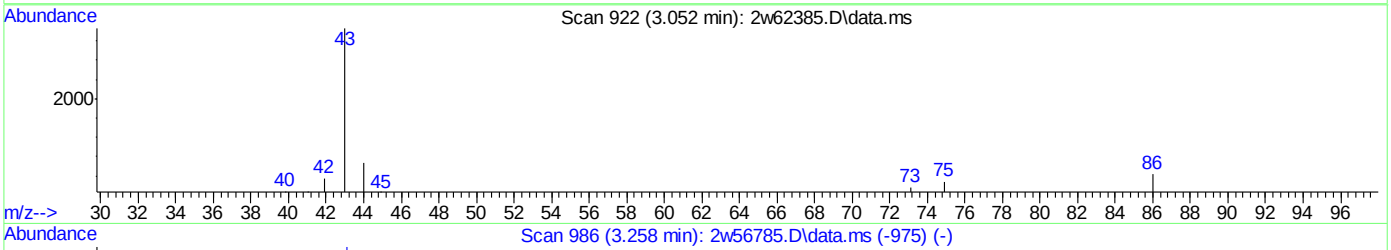

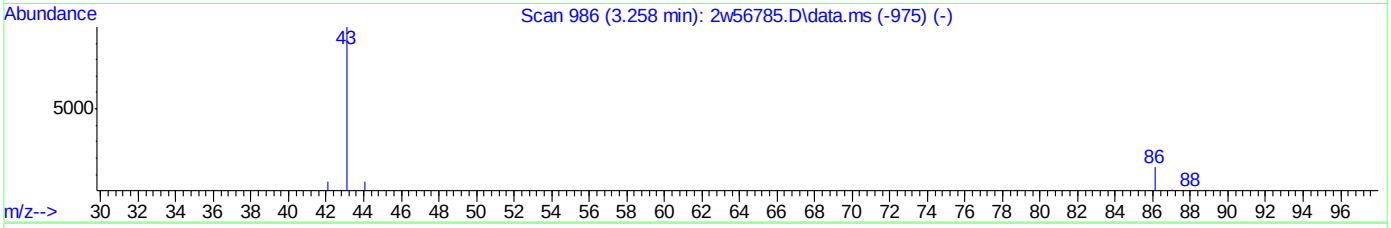

TIC: 2w62385.D\data.ms

(39) VINYL ACETATE (T)

3.052min (-3.052) 0.00PPBV

response 0

Ion	Exp%	Act%
86.10	100	0.00
43.10	958.60	0.00#
44.10	52.20	0.00#
0.00	0.00	0.00

Quantitation Report (Qedit)

Data Path : C:\msdchem\1\DATA\
Data File : 2w62385.D
Acq On : 14 Dec 2022 6:59 pm
Operator : thomash
Sample : ic2776-0.2
Misc : MS64821,V2w2776,,,,,1
ALS Vial : 1 Sample Multiplier: 1

Quant Time: Dec 16 07:30:08 2022
Quant Method : C:\msdchem\1\METHODS\M2W2776.M
Quant Title : TO15 by GCMS w/DB-1, 30m X 0.25mm ID X 0.5 um
QLast Update : Fri Dec 16 07:28:46 2022
Response via : Initial Calibration

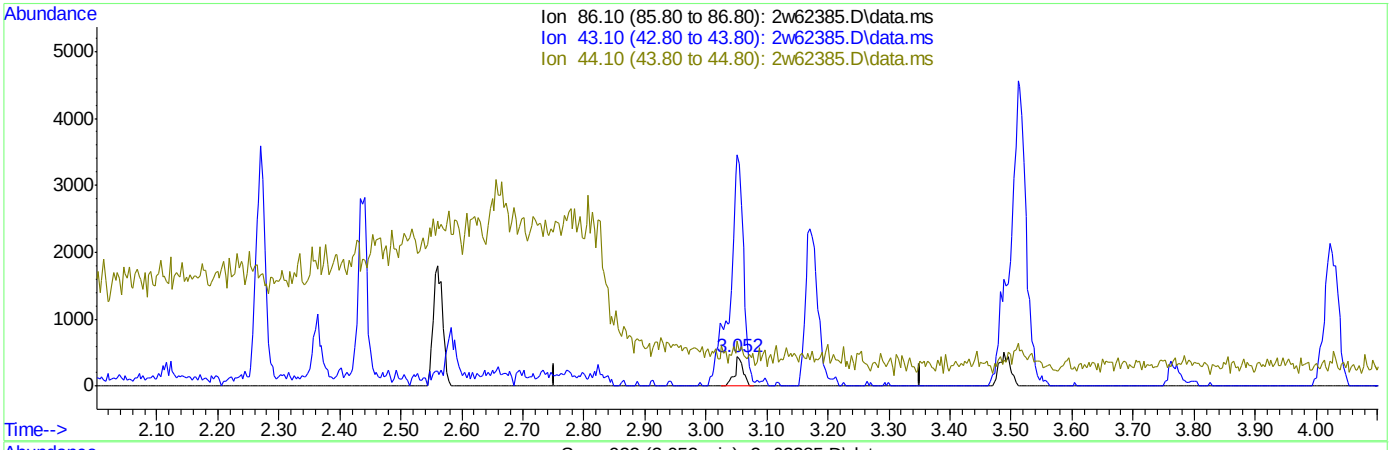

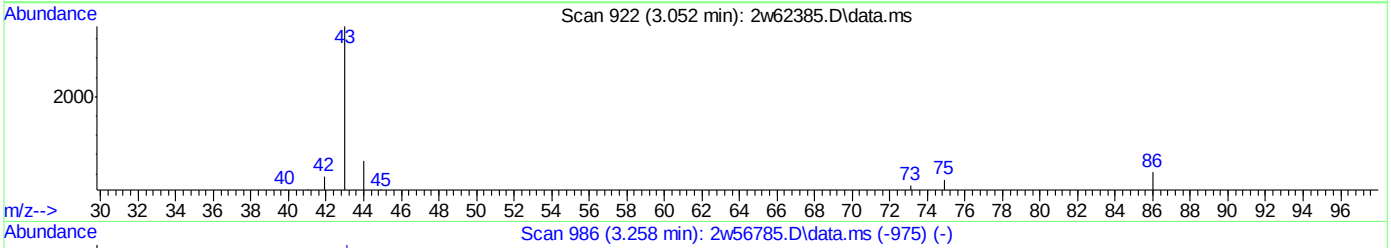

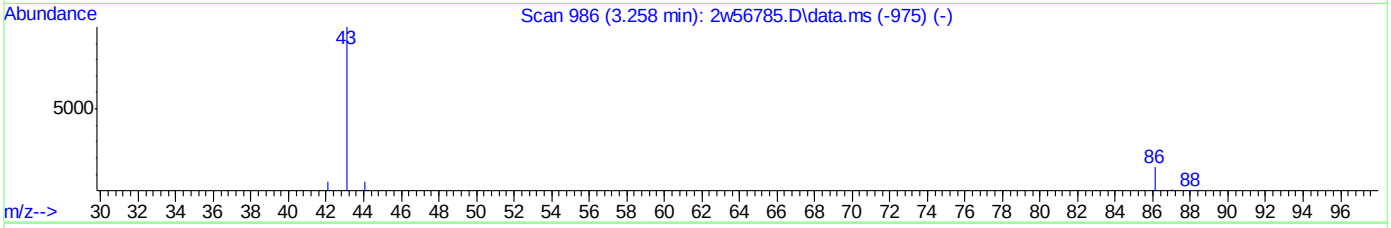

TIC: 2w62385.D\data.ms

(39) VINYL ACETATE (T)

3.052min (-0.000) 0.30PPBV m

response 423

Ion	Exp%	Act%
86.10	100	100
43.10	958.60	0.00#
44.10	52.20	0.00#
0.00	0.00	0.00

Quantitation Report (Qedit)

Data Path : C:\msdchem\1\DATA\
Data File : 2w62385.D
Acq On : 14 Dec 2022 6:59 pm
Operator : thomash
Sample : ic2776-0.2
Misc : MS64821,V2w2776,,,,,1
ALS Vial : 1 Sample Multiplier: 1

Quant Time: Dec 16 07:30:08 2022
Quant Method : C:\msdchem\1\METHODS\M2W2776.M
Quant Title : TO15 by GCMS w/DB-1, 30m X 0.25mm ID X 0.5 um
QLast Update : Fri Dec 16 07:28:46 2022
Response via : Initial Calibration

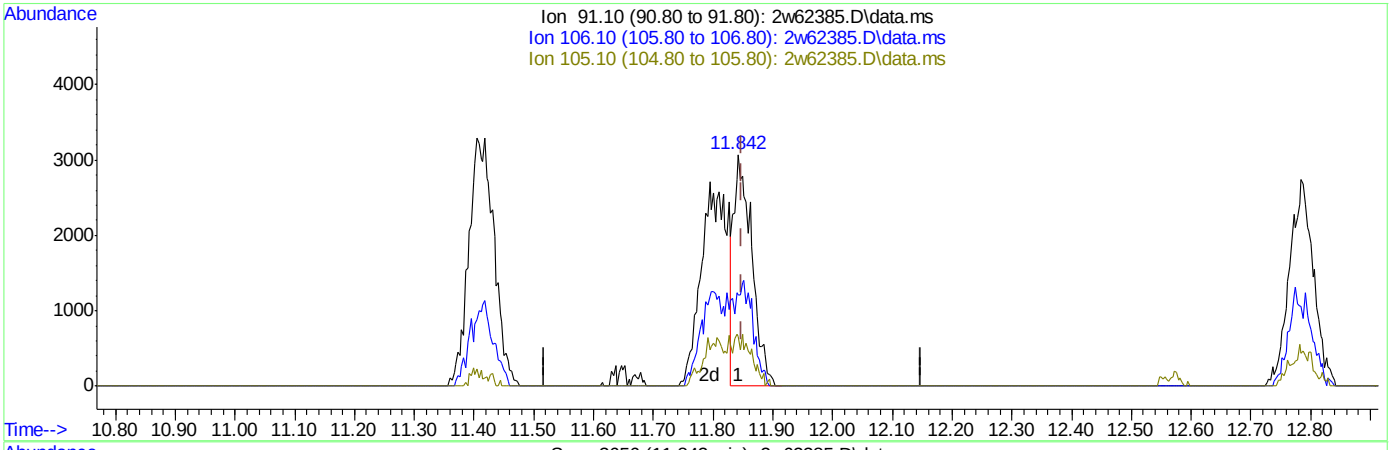

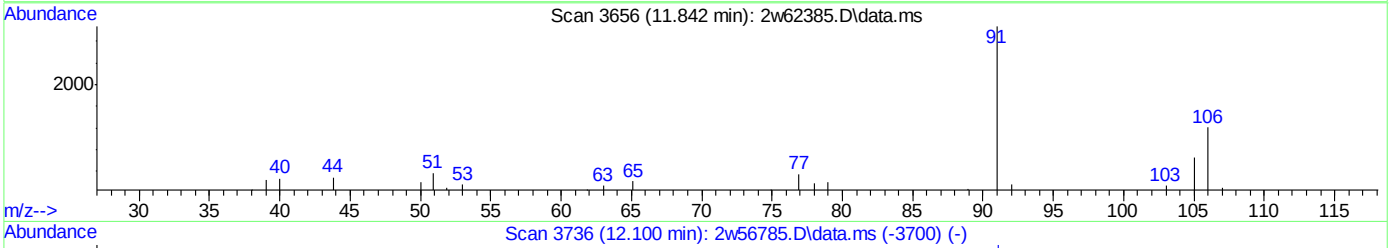

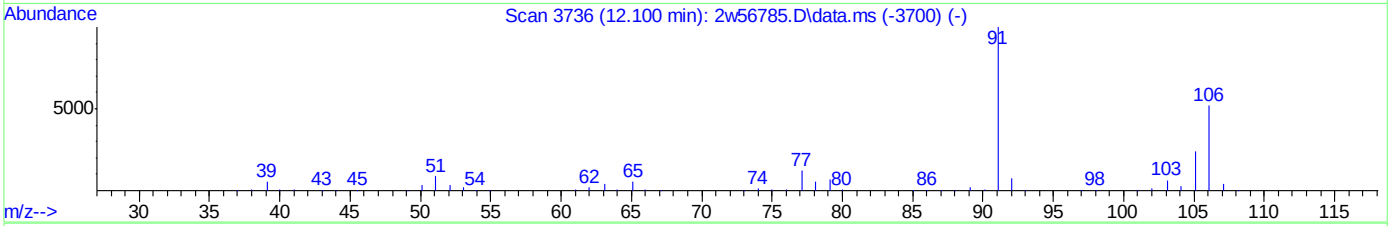

TIC: 2w62385.D\data.ms

(80) M,P-XYLENE (t)

11.842min (-0.007) 0.20PPBV

response 6428

Ion	Exp%	Act%
91.10	100	100
106.10	23.00	40.77
105.10	10.90	28.56
0.00	0.00	0.00

Quantitation Report (Qedit)

Data Path : C:\msdchem\1\DATA\
Data File : 2w62385.D
Acq On : 14 Dec 2022 6:59 pm
Operator : thomash
Sample : ic2776-0.2
Misc : MS64821,V2w2776,,,,,1
ALS Vial : 1 Sample Multiplier: 1

Quant Time: Dec 16 07:30:08 2022
Quant Method : C:\msdchem\1\METHODS\M2W2776.M
Quant Title : TO15 by GCMS w/DB-1, 30m X 0.25mm ID X 0.5 um
QLast Update : Fri Dec 16 07:28:46 2022
Response via : Initial Calibration

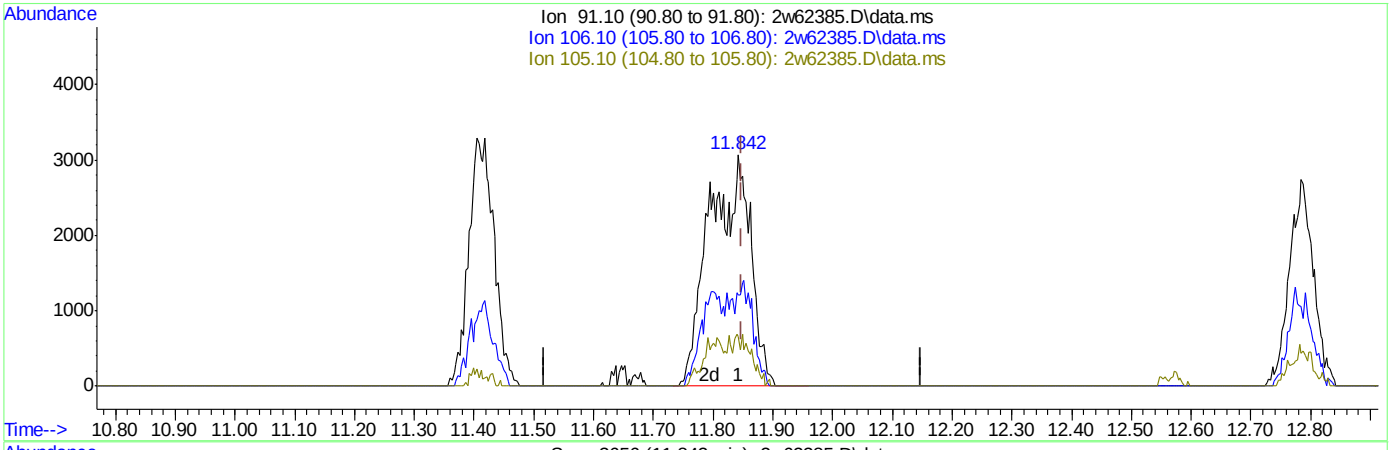

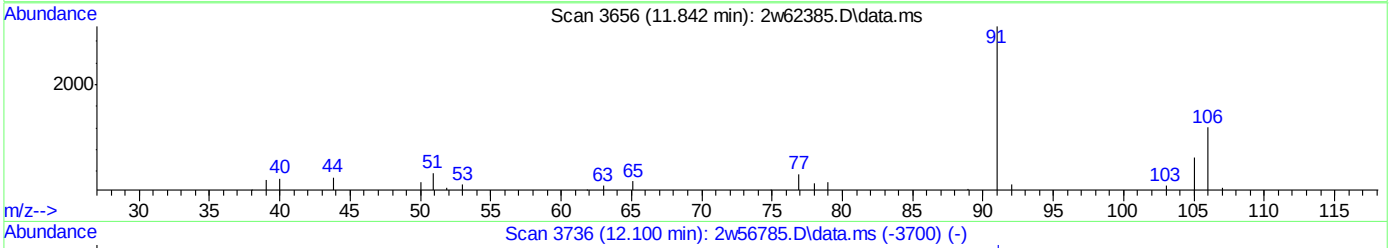

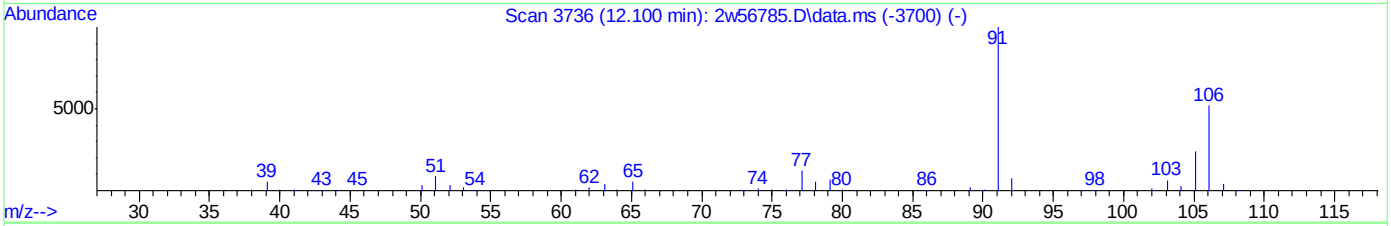

TIC: 2w62385.D\data.ms

(80) M,P-XYLENE (t)

11.842min (-0.007) 0.46PPBV m

response 14636

Ion	Exp%	Act%
91.10	100	100
106.10	23.00	17.91
105.10	10.90	12.54
0.00	0.00	0.00

Manual Integrations APPROVED (compounds with "m" flag)
Kanya Veerawat 12/19/22 12:10

Quantitation Report (QT Reviewed)

Data Path : C:\msdchem\1\DATA\
Data File : 2w62386.D
Acq On : 14 Dec 2022 7:31 pm
Operator : thomash
Sample : ic2776-0.5
Misc : MS64821,V2w2776,,,,,1
ALS Vial : 1 Sample Multiplier: 1

Quant Time: Dec 19 07:59:05 2022
Quant Method : C:\msdchem\1\METHODS\M2W2776.M
Quant Title : TO15 by GCMS w/DB-1, 30m X 0.25mm ID X 0.5 um
QLast Update : Fri Dec 16 07:28:46 2022
Response via : Initial Calibration

Compound	R.T.	QIon	Response	Conc	Units		Dev(Min)
Internal Standards							
1) BROMOCHLOROMETHANE	3.438	128	50548	10.00	PPBV		0.00
52) 1,4-DIFLUOROBENZENE	4.765	114	260091	10.00	PPBV		0.00
76) CHLOROBENZENE-D5	10.447	117	233239	10.00	PPBV		0.00
System Monitoring Compounds							
87) 4-BROMOFLUOROBENZENE	13.833	95	177306	9.80	PPBV		0.00
Target Compounds							Qvalue
3) FREON 152A	1.749	65	2016	0.53	PPBV	#	100
4) CHLORODIFLUOROMETHANE	1.759	67	1010	0.50	PPBV	#	40
5) CHLOROTRIFLUOROETHENE	1.775	116	5131	0.56	PPBV		86
6) DICHLORODIFLUOROMETHANE	1.791	85	13069	0.54	PPBV		99
7) PROPYLENE	1.772	41	2680	0.61	PPBV		94
8) 1-CHLORO-1,1-DIFLUOROE...	1.833	65	10079	0.56	PPBV		98
9) FREON 114	1.872	85	10958	0.53	PPBV		95
10) CHLOROMETHANE	1.836	52	1139	0.57	PPBV		100
11) VINYL CHLORIDE	1.904	62	4174	0.58	PPBV	#	93
12) 1,3-BUTADIENE	1.946	54	3062	0.56	PPBV		91
13) N-BUTANE	1.965	43	5706	0.58	PPBV	#	71
14) BROMOMETHANE	2.029	94	3840	0.55	PPBV		97
15) CHLOROETHANE	2.077	64	2103	0.55	PPBV	#	82
16) DICHLOROFLUOROMETHANE	2.106	67	8722	0.53	PPBV		95
17) ACETONITRILE	2.184	41	3150	0.56	PPBV	#	83
18) ACROLEIN	2.225	56	1725	0.54	PPBV		83
19) FREON 123	2.238	83	9722	0.55	PPBV		100
20) FREON 123A	2.257	117	5944	0.58	PPBV		87
21) TRICHLOROFLUOROMETHANE	2.325	101	12670	0.54	PPBV		99
22) ISOPROPYL ALCOHOL	2.364	45	8794	0.62	PPBV	#	93
23) ACETONE	2.274	58	2657	0.71	PPBV		86
24) PENTANE	2.441	42	4097	0.55	PPBV		98
25) IODOMETHANE	2.499	142	11529	0.52	PPBV		94
26) 1,1-DICHLOROETHYLENE	2.528	96	4750	0.54	PPBV		80
27) CARBON DISULFIDE	2.659	76	12581	0.48	PPBV		97
28) ETHANOL	2.122	45	2300	0.79	PPBV	#	90
29) BROMOETHENE	2.187	106	3942	0.54	PPBV	#	96
30) ACRYLONITRILE	2.415	52	2982	0.55	PPBV	#	92
31) METHYLENE CHLORIDE	2.563	84	5545	0.67	PPBV	#	80
32) 3-CHLOROPROPENE	2.605	76	2280	0.53	PPBV	#	77
33) FREON 113	2.659	151	7473	0.51	PPBV		94
34) TRANS-1,2-DICHLOROETHENE	2.901	96	4028	0.52	PPBV		97
35) TERTIARY BUTYL ALCOHOL	2.582	59	13985	0.65	PPBV	#	51
36) METHYL TERTIARY BUTYL ...	3.026	73	11622	0.53	PPBV	#	89
37) TETRAHYDROFURAN	3.769	72	1770	0.48	PPBV		88
38) HEXANE	3.492	57	6836	0.55	PPBV		89
39) VINYL ACETATE	3.052	86	913	0.63	PPBV	#	1
40) 1,1-DICHLOROETHANE	2.978	63	6976	0.53	PPBV		97
41) METHYL ETHYL KETONE	3.171	72	1937	0.51	PPBV		84
42) CIS-1,2-DICHLOROETHENE	3.357	96	4291	0.51	PPBV		96
43) DIISOPROPYL ETHER	3.508	59	2016	0.54	PPBV		86

Quantitation Report (QT Reviewed)

Data Path : C:\msdchem\1\DATA\
Data File : 2w62386.D
Acq On : 14 Dec 2022 7:31 pm
Operator : thomash
Sample : ic2776-0.5
Misc : MS64821,V2w2776,,,,,1
ALS Vial : 1 Sample Multiplier: 1

Quant Time: Dec 19 07:59:05 2022
Quant Method : C:\msdchem\1\METHODS\M2W2776.M
Quant Title : TO15 by GCMS w/DB-1, 30m X 0.25mm ID X 0.5 um
QLast Update : Fri Dec 16 07:28:46 2022
Response via : Initial Calibration

Compound	R.T.	QIon	Response	Conc	Units	Dev(Min)
44) ETHYL ACETATE	3.518	61	1391	0.53	PPBV	74
45) METHYL ACRYLATE	3.495	55	7970	0.50	PPBV #	92
46) CHLOROFORM	3.511	83	9397	0.52	PPBV	97
47) 2,4-DIMETHYLPENTANE	4.023	57	7575	0.52	PPBV	94
48) 1,1,1-TRICHLOROETHANE	4.103	97	9263	0.49	PPBV	98
49) CARBON TETRACHLORIDE	4.547	117	8854	0.46	PPBV	98
50) 1,2-DICHLOROETHANE	3.939	62	6959	0.55	PPBV #	93
51) BENZENE	4.428	78	13224	0.56	PPBV	99
53) CYCLOHEXANE	4.643	84	5494	0.51	PPBV	96
54) 2,3-DIMETHYLPENTANE	4.910	71	2757	0.52	PPBV #	94
55) TRICHLOROETHENE	5.357	95	6157	0.53	PPBV	92
56) 1,2-DICHLOROPROPANE	5.116	63	4420	0.49	PPBV #	91
57) DIBROMOMETHANE	5.071	174	5279	0.52	PPBV	91
58) ETHYL ACRYLATE	5.254	55	9851	0.49	PPBV	98
59) BROMODICHLOROMETHANE	5.299	83	9233	0.47	PPBV	94
60) 2,2,4-TRIMETHYLPENTANE	5.454	57	21278	0.53	PPBV	99
61) 1,4-DIOXANE	5.437	88	3262	0.54	PPBV #	1
62) HEPTANE	5.778	43	7269	0.53	PPBV	93
63) METHYL METHACRYLATE	5.685	69	4673	0.51	PPBV	92
64) METHYL ISOBUTYL KETONE	6.470	58	4836	0.56	PPBV	85
65) CIS-1,3-DICHLOROPROPENE	6.318	75	6617	0.47	PPBV	91
66) TOLUENE	7.547	91	16657	0.55	PPBV	97
67) 1,3-DICHLOROPROPANE	7.601	76	7639	0.50	PPBV	99
68) TRANS-1,3-DICHLOROPROPENE	7.007	75	5581	0.42	PPBV	94
69) 1,1,2-TRICHLOROETHANE	7.170	83	4625	0.52	PPBV	96
70) 2-HEXANONE	8.183	58	4652	0.37	PPBV	81
71) ETHYL METHACRYLATE	8.283	69	7855	0.50	PPBV	94
72) TETRACHLOROETHENE	9.299	164	5938	0.51	PPBV	93
73) DIBROMOCHLOROMETHANE	8.093	129	7596	0.40	PPBV	99
74) 1,2-DIBROMOETHANE	8.437	107	8583	0.50	PPBV #	95
75) OCTANE	9.450	43	10036	0.52	PPBV	92
77) 1,1,1,2-TETRACHLOROETHANE	10.530	131	5806	0.44	PPBV	89
78) CHLOROBENZENE	10.521	112	12527	0.51	PPBV	95
79) ETHYLBENZENE	11.418	91	22543	0.54	PPBV	97
80) M,P-XYLENE	11.842	91	34445m	1.05	PPBV	
81) O-XYLENE	12.778	91	18071	0.55	PPBV #	87
82) STYRENE	12.563	104	11793	0.48	PPBV	98
83) NONANE	13.907	43	10534	0.51	PPBV	88
84) BROMOFORM	11.653	173	6291	0.36	PPBV	100
85) 1,1,2,2-TETRACHLOROETHANE	12.791	83	11952	0.49	PPBV	99
86) 1,2,3-TRICHLOROPROPANE	13.077	75	9457	0.51	PPBV #	99
88) ISOPROPYLBENZENE	14.305	120	6073	0.49	PPBV	90
89) BROMOBENZENE	14.177	77	11133	0.47	PPBV	88
90) 2-CHLOROTOLUENE	15.315	126	5357	0.48	PPBV	95
91) N-PROPYLBENZENE	15.659	120	6449	0.50	PPBV	99
92) 4-ETHYLTOLUENE	16.067	105	22849	0.48	PPBV #	97
93) 1,3,5-TRIMETHYLBENZENE	16.234	105	19721	0.48	PPBV	97
94) ALPHA-METHYLSTYRENE	16.447	118	8677	0.41	PPBV	97
95) TERT-BUTYLBENZENE	16.710	134	4609	0.48	PPBV	98
96) 1,2,4-TRIMETHYLBENZENE	16.717	105	20170	0.47	PPBV	95

Quantitation Report (QT Reviewed)

Data Path : C:\msdchem\1\DATA\
Data File : 2w62386.D
Acq On : 14 Dec 2022 7:31 pm
Operator : thomash
Sample : ic2776-0.5
Misc : MS64821,V2w2776,,,,,1
ALS Vial : 1 Sample Multiplier: 1

Quant Time: Dec 19 07:59:05 2022
Quant Method : C:\msdchem\1\METHODS\M2W2776.M
Quant Title : TO15 by GCMS w/DB-1, 30m X 0.25mm ID X 0.5 um
QLast Update : Fri Dec 16 07:28:46 2022
Response via : Initial Calibration

	Compound	R.T.	QIon	Response	Conc	Units	Dev(Min)
98)	M-DICHLOROBENZENE	16.778	146	12107	0.46	PPBV	96
99)	P-DICHLOROBENZENE	16.865	146	12400	0.46	PPBV	96
100)	O-DICHLOROBENZENE	17.164	146	12282	0.47	PPBV	97
101)	SEC-BUTYLBENZENE	17.000	134	5682	0.45	PPBV	91
102)	1,2,3-TRIMETHYLBENZENE	17.109	105	19922	0.47	PPBV	99
103)	P-ISOPROPYLTOLUENE	17.180	134	5783	0.42	PPBV	84
104)	N-BUTYLBENZENE	17.527	134	5869	0.44	PPBV	83
106)	HEXACHLOROBUTADIENE	18.752	225	9874m	0.37	PPBV	
107)	1,2,4-TRICHLOROBENZENE	18.443	180	11425	0.40	PPBV	96
108)	NAPHTHALENE	18.488	128	28216	0.38	PPBV	99

(#) = qualifier out of range (m) = manual integration (+) = signals summed

Quantitation Report (QT Reviewed)

Data Path : C:\msdchem\1\DATA\
Data File : 2w62386.D
Acq On : 14 Dec 2022 7:31 pm
Operator : thomash
Sample : ic2776-0.5
Misc : MS64821,V2w2776,,,,,1
ALS Vial : 1 Sample Multiplier: 1

Quant Time: Dec 19 07:59:05 2022
Quant Method : C:\msdchem\1\METHODS\M2W2776.M
Quant Title : TO15 by GCMS w/DB-1, 30m X 0.25mm ID X 0.5 um
QLast Update : Fri Dec 16 07:28:46 2022
Response via : Initial Calibration

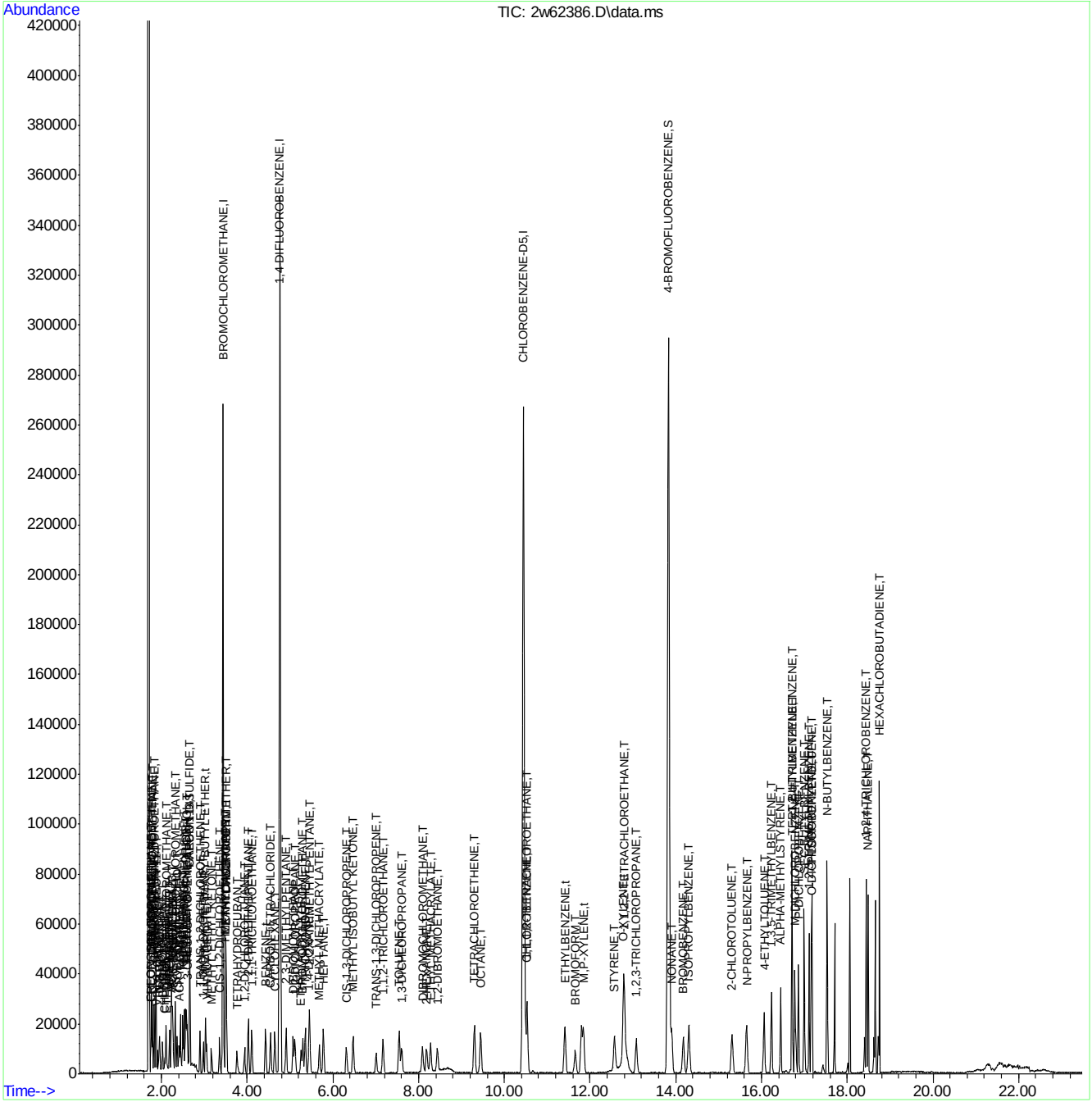

Manual Integration Approval Summary

Sample Number:	V2W2776-IC2776	**Method:**	TO-15
Lab FileID:	2W62386.D	**Analyst approved:**	12/19/22 08:14 Thomas Hilbig
Injection Time:	12/14/22 19:31	**Supervisor approved:**	12/19/22 12:10 Kanya Veerawat

Parameter	CAS	Sig#	R.T. (min.)	Reason
m,p-Xylene			11.84	Split peak
Hexachlorobutadiene	87-68-3		18.75	Overlapping peak

Quantitation Report (Qedit)

Data Path : C:\msdchem\1\DATA\
Data File : 2w62386.D
Acq On : 14 Dec 2022 7:31 pm
Operator : thomash
Sample : ic2776-0.5
Misc : MS64821,V2w2776,,,,,1
ALS Vial : 1 Sample Multiplier: 1

Quant Time: Dec 16 07:30:16 2022
Quant Method : C:\msdchem\1\METHODS\M2W2776.M
Quant Title : TO15 by GCMS w/DB-1, 30m X 0.25mm ID X 0.5 um
QLast Update : Fri Dec 16 07:28:46 2022
Response via : Initial Calibration

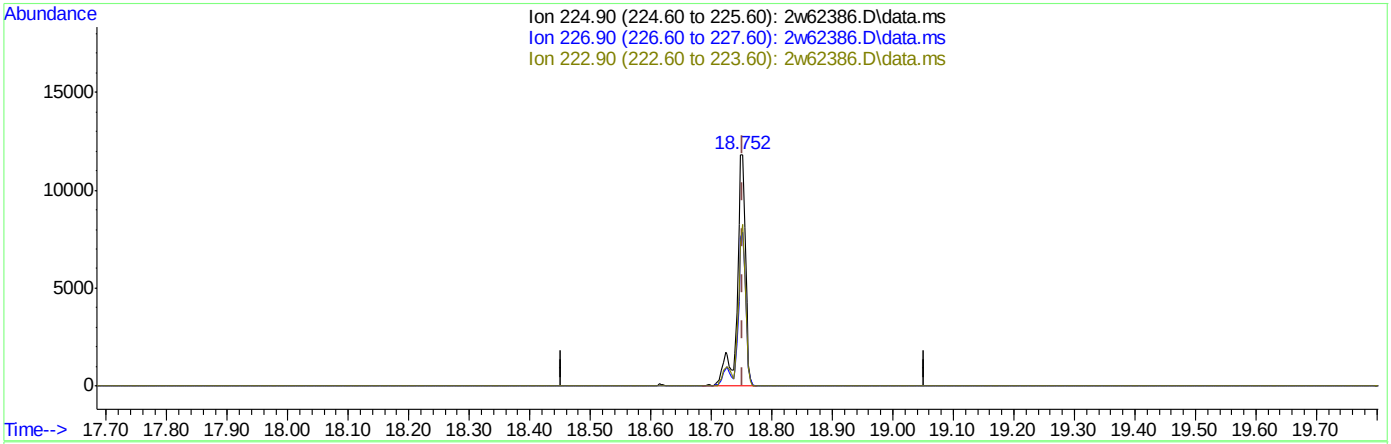

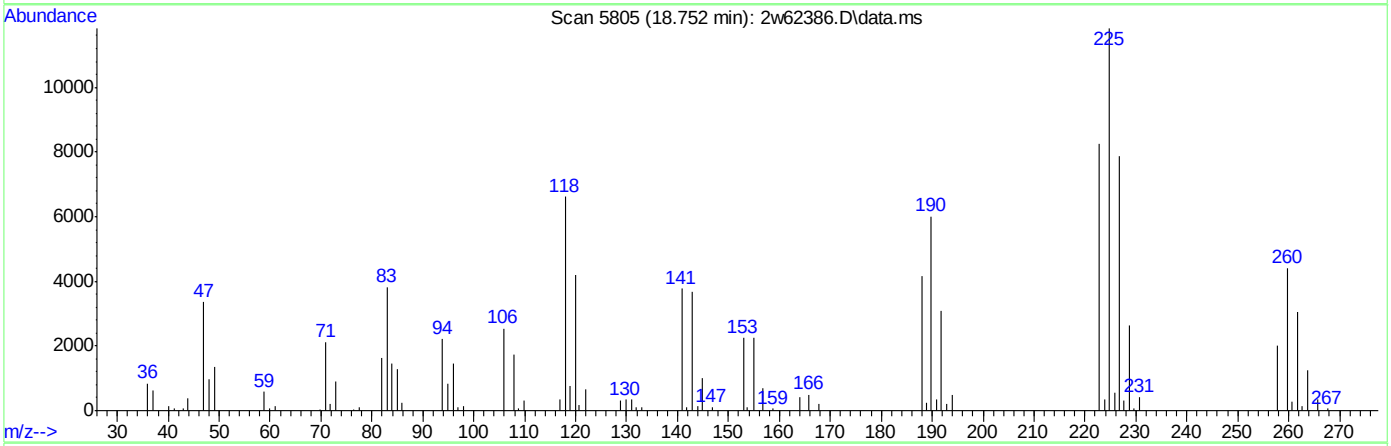

TIC: 2w62386.D\data.ms

(106) HEXACHLOROBUTADIENE (T)

18.752min (-0.000) 0.43PPBV

response 11578

Ion	Exp%	Act%
224.90	100	100
226.90	63.90	61.96
222.90	62.70	64.42
0.00	0.00	0.00

Quantitation Report (Qedit)

Data Path : C:\msdchem\1\DATA\
Data File : 2w62386.D
Acq On : 14 Dec 2022 7:31 pm
Operator : thomash
Sample : ic2776-0.5
Misc : MS64821,V2w2776,,,,,1
ALS Vial : 1 Sample Multiplier: 1

Quant Time: Dec 16 16:07:59 2022
Quant Method : C:\msdchem\1\METHODS\M2W2776.M
Quant Title : TO15 by GCMS w/DB-1, 30m X 0.25mm ID X 0.5 um
QLast Update : Fri Dec 16 07:28:46 2022
Response via : Initial Calibration

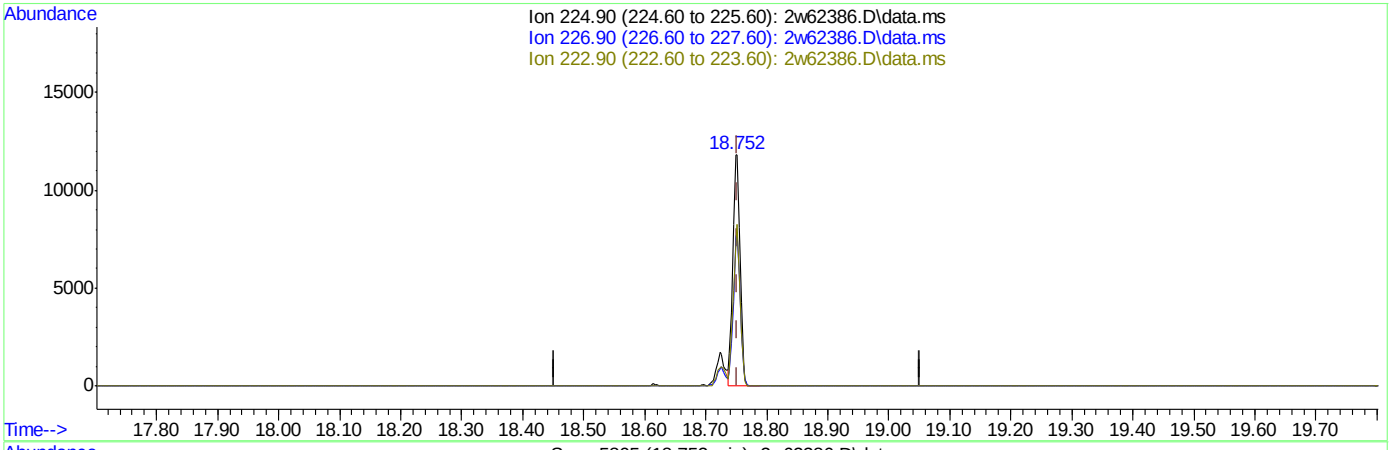

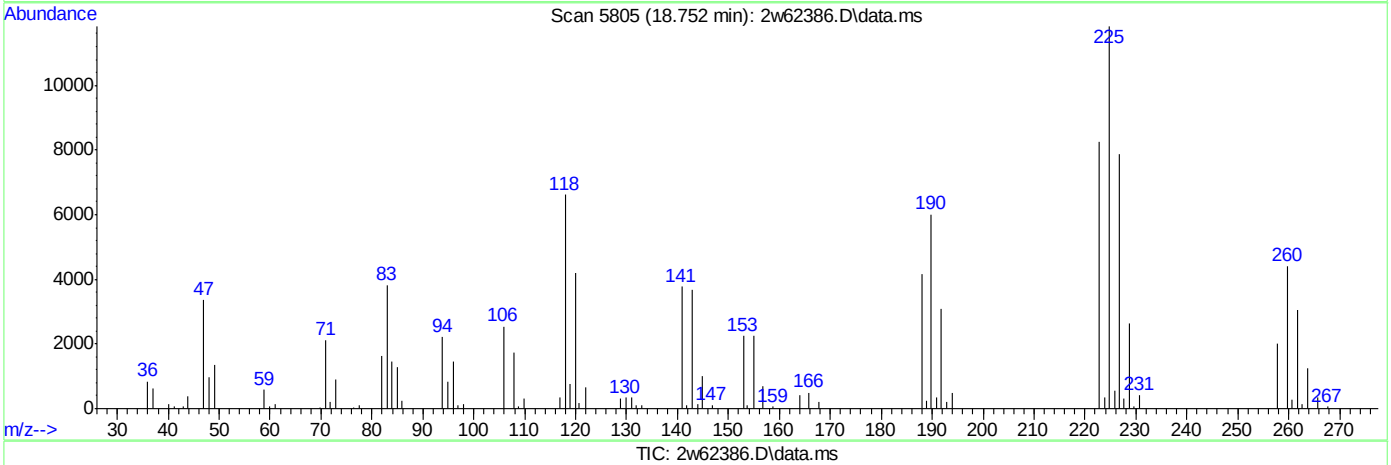

TIC: 2w62386.D\data.ms

(106) HEXACHLOROBUTADIENE (T)

18.752min (-0.000) 0.37PPBV m

response 9874

Ion	Exp%	Act%
224.90	100	100
226.90	63.90	72.66
222.90	62.70	75.53#
0.00	0.00	0.00

Quantitation Report (Qedit)

Data Path : C:\msdchem\1\DATA\
Data File : 2w62386.D
Acq On : 14 Dec 2022 7:31 pm
Operator : thomash
Sample : ic2776-0.5
Misc : MS64821,V2w2776,,,,,1
ALS Vial : 1 Sample Multiplier: 1

Quant Time: Dec 16 16:07:59 2022
Quant Method : C:\msdchem\1\METHODS\M2W2776.M
Quant Title : TO15 by GCMS w/DB-1, 30m X 0.25mm ID X 0.5 um
QLast Update : Fri Dec 16 07:28:46 2022
Response via : Initial Calibration

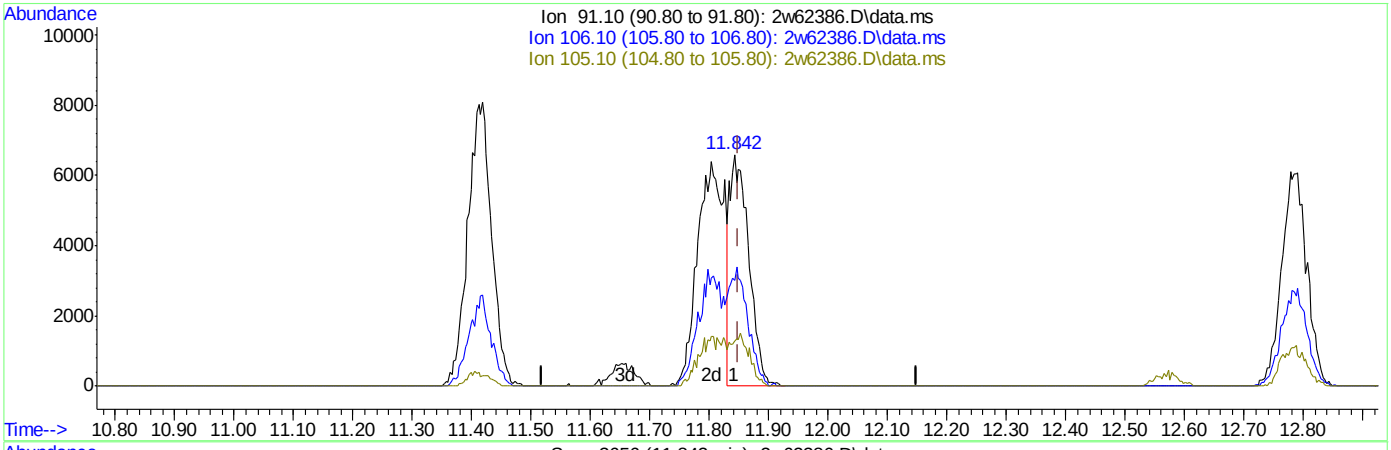

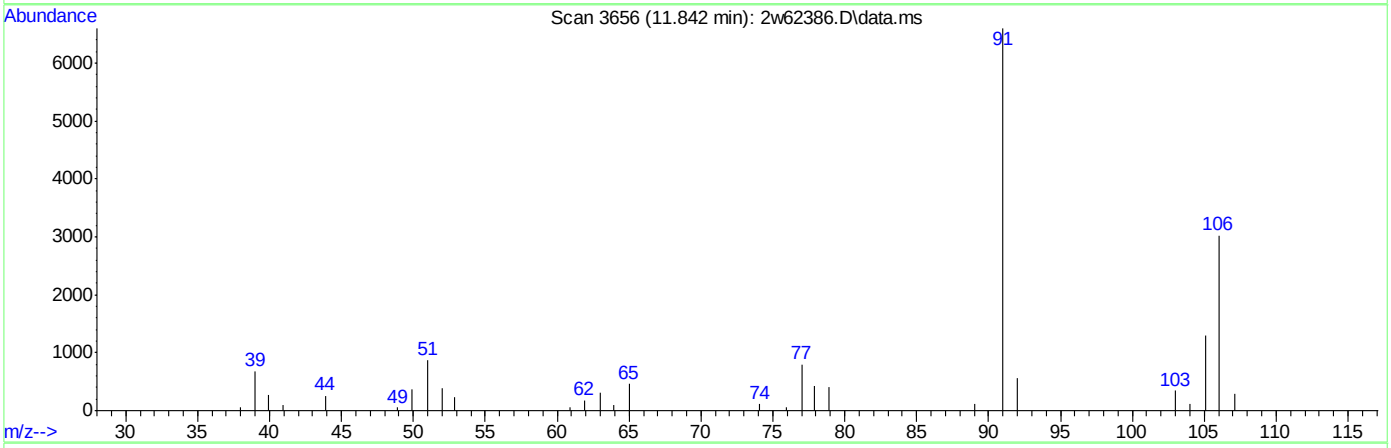

TIC: 2w62386.D\data.ms

(80) M,P-XYLENE (t)

11.842min (-0.007) 0.45PPBV

response 14794

Ion	Exp%	Act%
91.10	100	100
106.10	23.00	48.93#
105.10	10.90	21.95
0.00	0.00	0.00

Quantitation Report (Qedit)

Data Path : C:\msdchem\1\DATA\
Data File : 2w62386.D
Acq On : 14 Dec 2022 7:31 pm
Operator : thomash
Sample : ic2776-0.5
Misc : MS64821,V2w2776,,,,,1
ALS Vial : 1 Sample Multiplier: 1

Quant Time: Dec 16 16:07:59 2022
Quant Method : C:\msdchem\1\METHODS\M2W2776.M
Quant Title : TO15 by GCMS w/DB-1, 30m X 0.25mm ID X 0.5 um
QLast Update : Fri Dec 16 07:28:46 2022
Response via : Initial Calibration

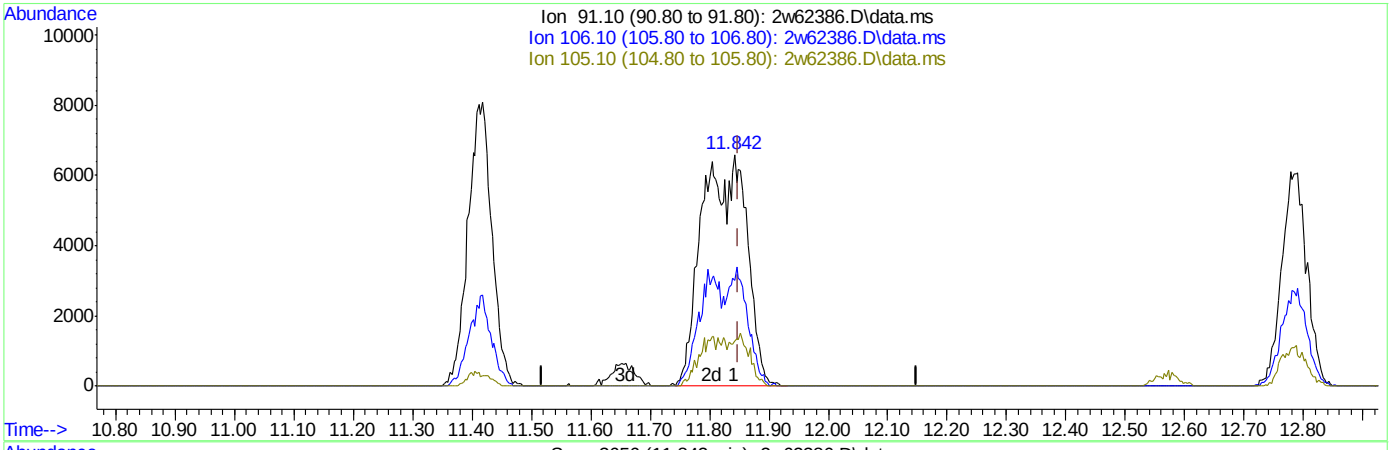

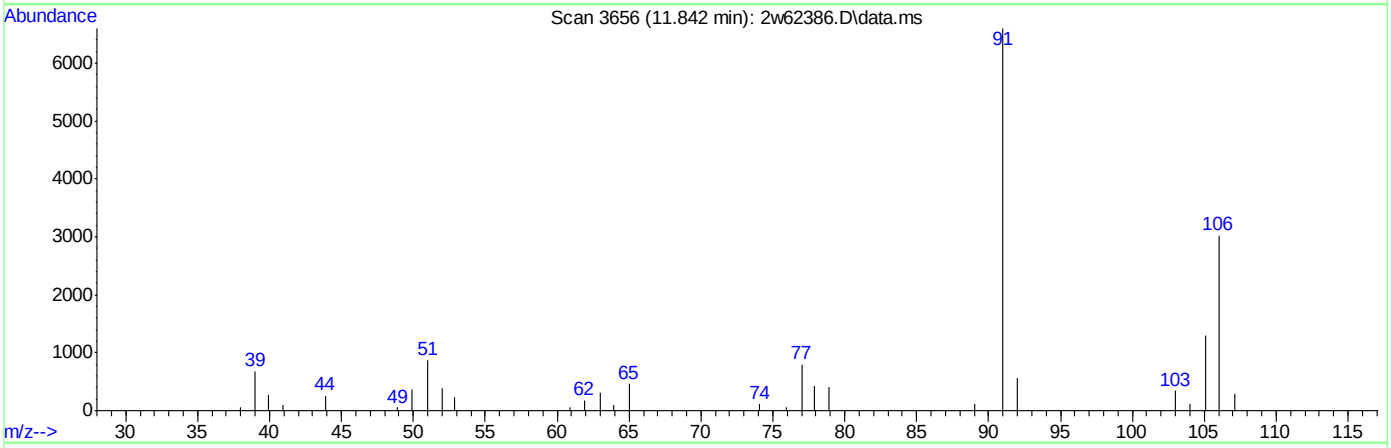

TIC: 2w62386.D\data.ms

(80) M,P-XYLENE (t)

11.842min (-0.007) 1.05PPBV m

response 34445

Ion	Exp%	Act%
91.10	100	100
106.10	23.00	21.01
105.10	10.90	9.43
0.00	0.00	0.00

Manual Integrations APPROVED (compounds with "m" flag)
Kanya Veerawat 12/19/22 12:10

Quantitation Report (QT Reviewed)

Data Path : C:\msdchem\1\DATA\
Data File : 2w62388.D
Acq On : 14 Dec 2022 8:33 pm
Operator : thomash
Sample : ic2776-5
Misc : MS64821,V2w2776,,,,,1
ALS Vial : 2 Sample Multiplier: 1

Quant Time: Dec 16 16:10:17 2022
Quant Method : C:\msdchem\1\METHODS\M2W2776.M
Quant Title : TO15 by GCMS w/DB-1, 30m X 0.25mm ID X 0.5 um
QLast Update : Fri Dec 16 07:28:46 2022
Response via : Initial Calibration

Compound	R.T.	QIon	Response	Conc	Units		Dev(Min)
Internal Standards							
1) BROMOCHLOROMETHANE	3.438	128	52118	10.00	PPBV		0.00
52) 1,4-DIFLUOROBENZENE	4.765	114	261282	10.00	PPBV		0.00
76) CHLOROBENZENE-D5	10.447	117	234808	10.00	PPBV		0.00
System Monitoring Compounds							
87) 4-BROMOFLUOROBENZENE	13.829	95	180981	9.94	PPBV		0.00
Target Compounds							Qvalue
3) FREON 152A	1.746	65	19130	4.85	PPBV	#	100
4) CHLORODIFLUOROMETHANE	1.759	67	10254	4.89	PPBV		100
5) CHLOROTRIFLUOROETHENE	1.772	116	46855	4.93	PPBV		79
6) DICHLORODIFLUOROMETHANE	1.788	85	125374	4.98	PPBV		100
7) PROPYLENE	1.769	41	22459	4.95	PPBV		96
8) 1-CHLORO-1,1-DIFLUOROE...	1.830	65	93902	5.04	PPBV		96
9) FREON 114	1.868	85	105678	4.99	PPBV		95
10) CHLOROMETHANE	1.836	52	10039	4.91	PPBV		94
11) VINYL CHLORIDE	1.904	62	37795	5.05	PPBV		99
12) 1,3-BUTADIENE	1.942	54	27688	4.95	PPBV		93
13) N-BUTANE	1.958	43	50393	5.00	PPBV	#	92
14) BROMOMETHANE	2.023	94	35705	4.94	PPBV		99
15) CHLOROETHANE	2.077	64	19580	4.95	PPBV		96
16) DICHLOROFLUOROMETHANE	2.103	67	84110	4.99	PPBV		97
17) ACETONITRILE	2.177	41	29201	5.06	PPBV		97
18) ACROLEIN	2.219	56	16594	5.06	PPBV		94
19) FREON 123	2.232	83	89674	4.96	PPBV		99
20) FREON 123A	2.251	117	52135	4.93	PPBV		87
21) TRICHLOROFLUOROMETHANE	2.319	101	119285	4.94	PPBV		99
22) ISOPROPYL ALCOHOL	2.354	45	72553	4.98	PPBV		100
23) ACETONE	2.264	58	19390	5.02	PPBV		89
24) PENTANE	2.438	42	37379	4.85	PPBV		99
25) IODOMETHANE	2.499	142	110887	4.89	PPBV		93
26) 1,1-DICHLOROETHYLENE	2.524	96	44702	4.97	PPBV		81
27) CARBON DISULFIDE	2.659	76	130650	4.87	PPBV	#	93
28) ETHANOL	2.113	45	15636	5.22	PPBV		100
29) BROMOETHENE	2.184	106	36842	4.89	PPBV		97
30) ACRYLONITRILE	2.412	52	26980	4.86	PPBV		98
31) METHYLENE CHLORIDE	2.563	84	42511	5.01	PPBV	#	78
32) 3-CHLOROPROPENE	2.602	76	21755	4.90	PPBV	#	69
33) FREON 113	2.659	151	74403	4.95	PPBV		96
34) TRANS-1,2-DICHLOROETHENE	2.897	96	39380	4.88	PPBV		97
35) TERTIARY BUTYL ALCOHOL	2.563	59	109961	4.96	PPBV	#	92
36) METHYL TERTIARY BUTYL ...	3.020	73	111856	4.92	PPBV		99
37) TETRAHYDROFURAN	3.743	72	18719	4.89	PPBV		94
38) HEXANE	3.492	57	63724	5.00	PPBV		91
39) VINYL ACETATE	3.055	86	5650	3.80	PPBV		97
40) 1,1-DICHLOROETHANE	2.978	63	68377	5.00	PPBV		97
41) METHYL ETHYL KETONE	3.158	72	18661	4.80	PPBV		96
42) CIS-1,2-DICHLOROETHENE	3.357	96	41966	4.87	PPBV		100
43) DIISOPROPYL ETHER	3.499	59	19418	5.04	PPBV		89

Quantitation Report (QT Reviewed)

Data Path : C:\msdchem\1\DATA\
Data File : 2w62388.D
Acq On : 14 Dec 2022 8:33 pm
Operator : thomash
Sample : ic2776-5
Misc : MS64821,V2w2776,,,,,1
ALS Vial : 2 Sample Multiplier: 1

Quant Time: Dec 16 16:10:17 2022
Quant Method : C:\msdchem\1\METHODS\M2W2776.M
Quant Title : TO15 by GCMS w/DB-1, 30m X 0.25mm ID X 0.5 um
QLast Update : Fri Dec 16 07:28:46 2022
Response via : Initial Calibration

Compound	R.T.	QIon	Response	Conc	Units	Dev(Min)
44) ETHYL ACETATE	3.505	61	12935	4.77	PPBV	68
45) METHYL ACRYLATE	3.492	55	79704	4.85	PPBV #	99
46) CHLOROFORM	3.511	83	91640	4.91	PPBV	99
47) 2,4-DIMETHYLPENTANE	4.026	57	73823	4.90	PPBV	99
48) 1,1,1-TRICHLOROETHANE	4.110	97	94895	4.90	PPBV	99
49) CARBON TETRACHLORIDE	4.547	117	93688	4.76	PPBV	99
50) 1,2-DICHLOROETHANE	3.939	62	65669	5.00	PPBV	99
51) BENZENE	4.431	78	120253	4.91	PPBV	98
53) CYCLOHEXANE	4.643	84	52782	4.91	PPBV	98
54) 2,3-DIMETHYLPENTANE	4.910	71	26564	5.01	PPBV	96
55) TRICHLOROETHENE	5.357	95	57859	4.96	PPBV	95
56) 1,2-DICHLOROPROPANE	5.116	63	44799	4.96	PPBV	93
57) DIBROMOMETHANE	5.077	174	50162	4.91	PPBV	91
58) ETHYL ACRYLATE	5.248	55	102545	5.06	PPBV	99
59) BROMODICHLOROMETHANE	5.299	83	97072	4.89	PPBV	99
60) 2,2,4-TRIMETHYLPENTANE	5.454	57	203136	5.03	PPBV	99
61) 1,4-DIOXANE	5.396	88	31374	5.19	PPBV #	96
62) HEPTANE	5.778	43	69211	5.02	PPBV	94
63) METHYL METHACRYLATE	5.679	69	45309	4.95	PPBV	89
64) METHYL ISOBUTYL KETONE	6.450	58	43811	5.01	PPBV	87
65) CIS-1,3-DICHLOROPROPENE	6.318	75	69191	4.84	PPBV	93
66) TOLUENE	7.547	91	151176	4.97	PPBV	99
67) 1,3-DICHLOROPROPANE	7.608	76	76367	4.95	PPBV	100
68) TRANS-1,3-DICHLOROPROPENE	7.010	75	63723	4.72	PPBV	96
69) 1,1,2-TRICHLOROETHANE	7.170	83	44694	4.97	PPBV	99
70) 2-HEXANONE	8.158	58	66929	5.26	PPBV	87
71) ETHYL METHACRYLATE	8.267	69	77907	4.90	PPBV	93
72) TETRACHLOROETHENE	9.302	164	57256	4.91	PPBV	95
73) DIBROMOCHLOROMETHANE	8.090	129	90157	4.72	PPBV	99
74) 1,2-DIBROMOETHANE	8.434	107	84313	4.88	PPBV	97
75) OCTANE	9.447	43	96342	4.97	PPBV	95
77) 1,1,1,2-TETRACHLOROETHANE	10.534	131	63163	4.79	PPBV	91
78) CHLOROBENZENE	10.521	112	123425	4.97	PPBV	95
79) ETHYLBENZENE	11.411	91	208821	4.98	PPBV	98
80) M,P-XYLENE	11.846	91	326628	9.91	PPBV	98
81) O-XYLENE	12.791	91	165668	5.00	PPBV	94
82) STYRENE	12.572	104	122487	4.90	PPBV	96
83) NONANE	13.907	43	102803	4.99	PPBV	93
84) BROMOFORM	11.653	173	80910	4.61	PPBV	100
85) 1,1,2,2-TETRACHLOROETHANE	12.797	83	120701	4.91	PPBV	99
86) 1,2,3-TRICHLOROPROPANE	13.080	75	92793	4.94	PPBV #	99
88) ISOPROPYLBENZENE	14.308	120	61577	4.91	PPBV	91
89) BROMOBENZENE	14.180	77	116250	4.92	PPBV	86
90) 2-CHLOROTOLUENE	15.315	126	55102	4.89	PPBV	99
91) N-PROPYLBENZENE	15.649	120	64516	4.93	PPBV	99
92) 4-ETHYLTOLUENE	16.061	105	236565	4.94	PPBV	97
93) 1,3,5-TRIMETHYLBENZENE	16.234	105	201574	4.92	PPBV	97
94) ALPHA-METHYLSTYRENE	16.450	118	100614	4.75	PPBV	98
95) TERT-BUTYLBENZENE	16.714	134	47128	4.85	PPBV	94
96) 1,2,4-TRIMETHYLBENZENE	16.720	105	209548	4.81	PPBV	96

Quantitation Report (QT Reviewed)

Data Path : C:\msdchem\1\DATA\
Data File : 2w62388.D
Acq On : 14 Dec 2022 8:33 pm
Operator : thomash
Sample : ic2776-5
Misc : MS64821,V2w2776,,,,,1
ALS Vial : 2 Sample Multiplier: 1

Quant Time: Dec 16 16:10:17 2022
Quant Method : C:\msdchem\1\METHODS\M2W2776.M
Quant Title : TO15 by GCMS w/DB-1, 30m X 0.25mm ID X 0.5 um
QLast Update : Fri Dec 16 07:28:46 2022
Response via : Initial Calibration

	Compound	R.T.	QIon	Response	Conc	Units	Dev(Min)
98)	M-DICHLOROBENZENE	16.781	146	127510	4.79	PPBV	97
99)	P-DICHLOROBENZENE	16.865	146	128112	4.71	PPBV	97
100)	O-DICHLOROBENZENE	17.164	146	124241	4.73	PPBV	96
101)	SEC-BUTYLBENZENE	16.996	134	59478	4.73	PPBV	92
102)	1,2,3-TRIMETHYLBENZENE	17.109	105	205039	4.75	PPBV	98
103)	P-ISOPROPYLTOLUENE	17.180	134	66729	4.79	PPBV	94
104)	N-BUTYLBENZENE	17.527	134	64329	4.77	PPBV	92
106)	HEXACHLOROBUTADIENE	18.752	225	111600m	4.16	PPBV	
107)	1,2,4-TRICHLOROBENZENE	18.443	180	134909	4.65	PPBV	98
108)	NAPHTHALENE	18.492	128	349929	4.64	PPBV	100

(#) = qualifier out of range (m) = manual integration (+) = signals summed

Quantitation Report (QT Reviewed)

Data Path : C:\msdchem\1\DATA\
Data File : 2w62388.D
Acq On : 14 Dec 2022 8:33 pm
Operator : thomash
Sample : ic2776-5
Misc : MS64821,V2w2776,,,,,1
ALS Vial : 2 Sample Multiplier: 1

Quant Time: Dec 16 16:10:17 2022
Quant Method : C:\msdchem\1\METHODS\M2W2776.M
Quant Title : TO15 by GCMS w/DB-1, 30m X 0.25mm ID X 0.5 um
QLast Update : Fri Dec 16 07:28:46 2022
Response via : Initial Calibration

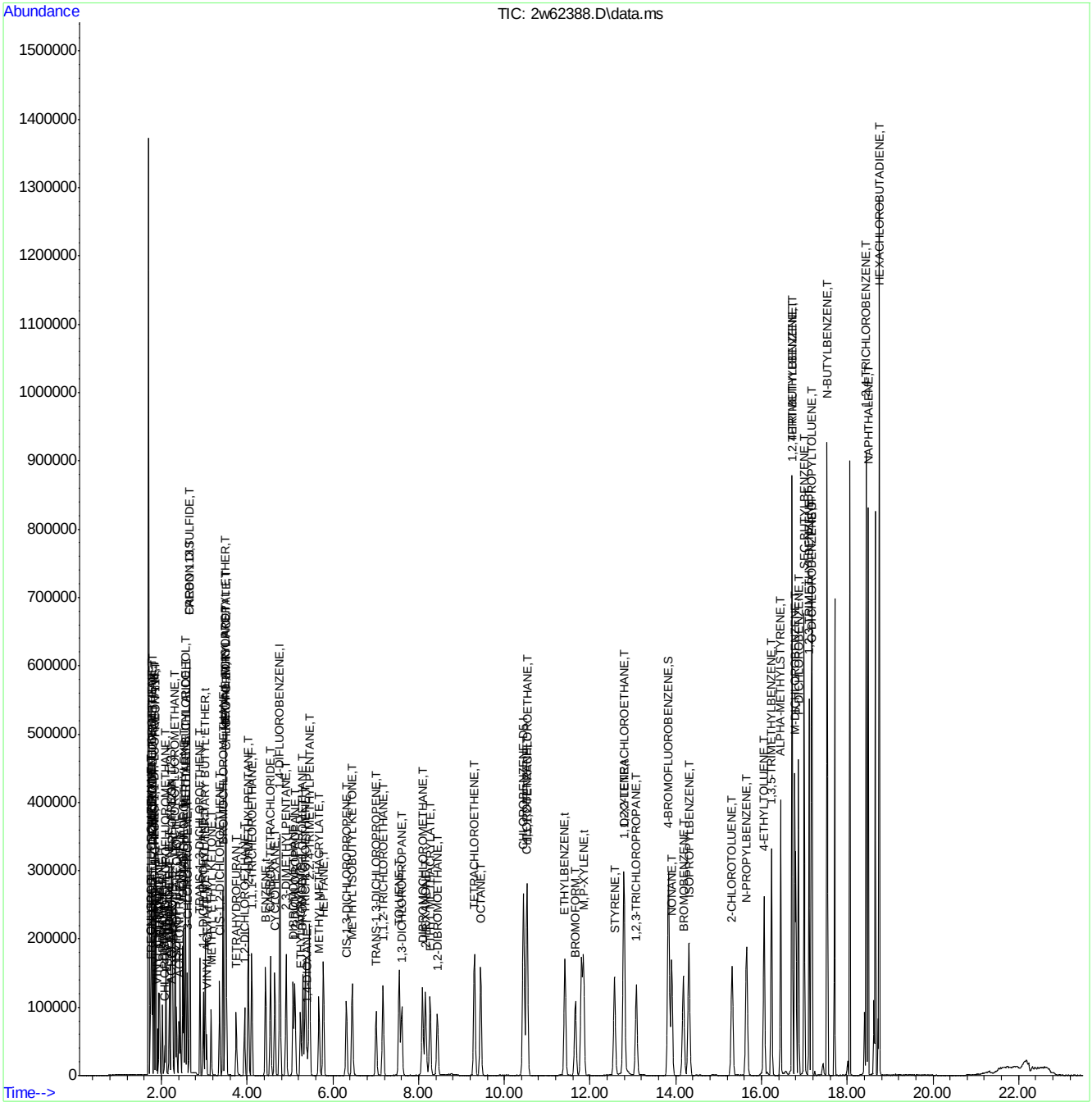

Manual Integration Approval Summary

Sample Number:	V2W2776-IC2776	**Method:**	TO-15
Lab FileID:	2W62388.D	**Analyst approved:**	12/16/22 16:35 Thomas Hilbig
Injection Time:	12/14/22 20:33	**Supervisor approved:**	12/19/22 12:10 Kanya Veerawat

Parameter	CAS	Sig#	R.T. (min.)	Reason
Hexachlorobutadiene	87-68-3		18.75	Overlapping peak

Quantitation Report (Qedit)

Data Path : C:\msdchem\1\DATA\
Data File : 2w62388.D
Acq On : 14 Dec 2022 8:33 pm
Operator : thomash
Sample : ic2776-5
Misc : MS64821,V2w2776,,,,,1
ALS Vial : 2 Sample Multiplier: 1

Quant Time: Dec 16 07:31:11 2022
Quant Method : C:\msdchem\1\METHODS\M2W2776.M
Quant Title : TO15 by GCMS w/DB-1, 30m X 0.25mm ID X 0.5 um
QLast Update : Fri Dec 16 07:28:46 2022
Response via : Initial Calibration

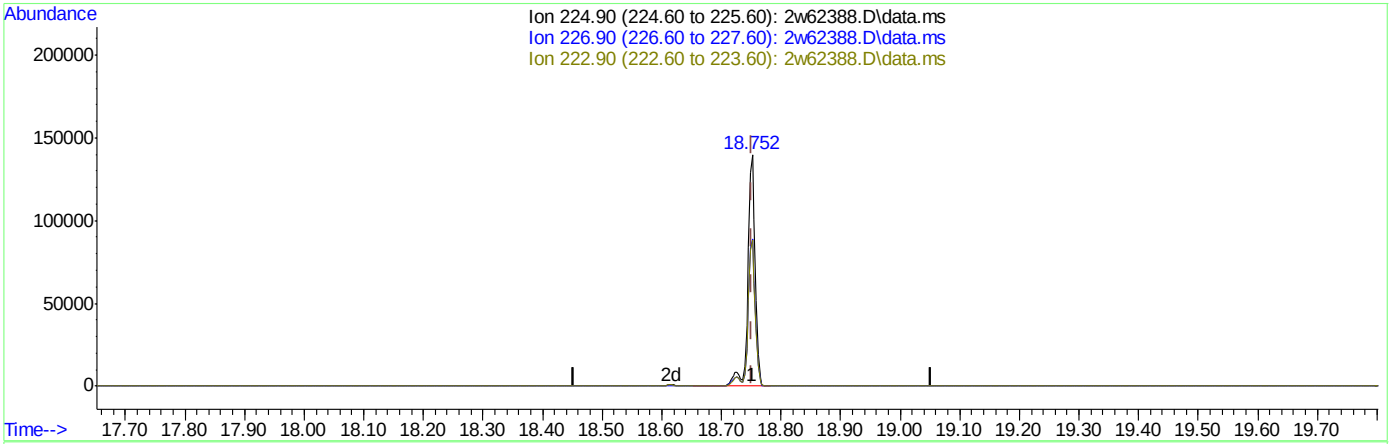

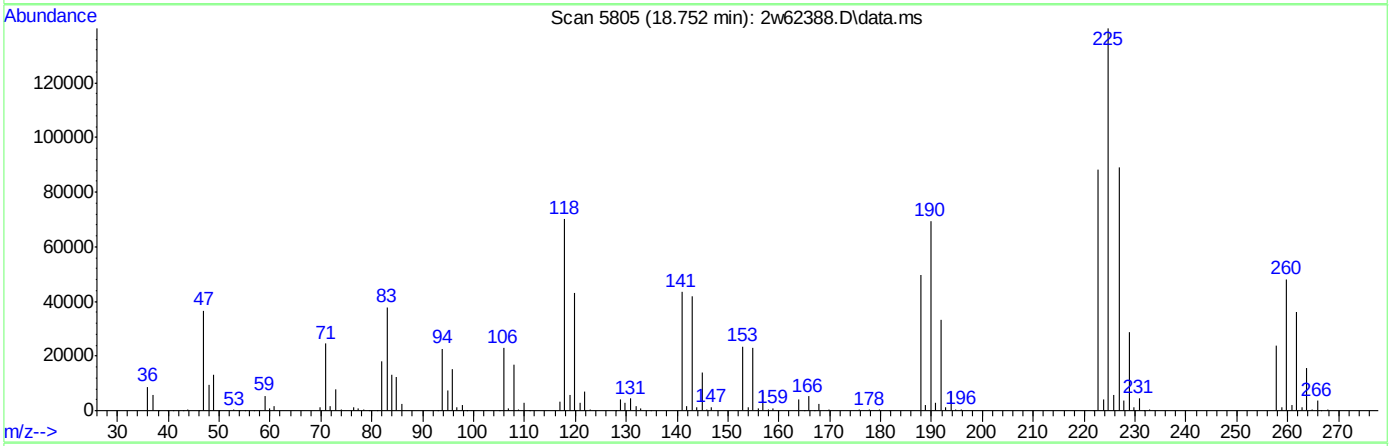

(106) HEXACHLOROBUTADIENE (T)

18.752min (-0.000) 4.50PPBV

response 120556

Ion	Exp%	Act%
224.90	100	100
226.90	63.90	63.67
222.90	62.70	62.68
0.00	0.00	0.00

Quantitation Report (Qedit)

Data Path : C:\msdchem\1\DATA\
Data File : 2w62388.D
Acq On : 14 Dec 2022 8:33 pm
Operator : thomash
Sample : ic2776-5
Misc : MS64821,V2w2776,,,,,1
ALS Vial : 2 Sample Multiplier: 1

Quant Time: Dec 16 07:31:11 2022
Quant Method : C:\msdchem\1\METHODS\M2W2776.M
Quant Title : TO15 by GCMS w/DB-1, 30m X 0.25mm ID X 0.5 um
QLast Update : Fri Dec 16 07:28:46 2022
Response via : Initial Calibration

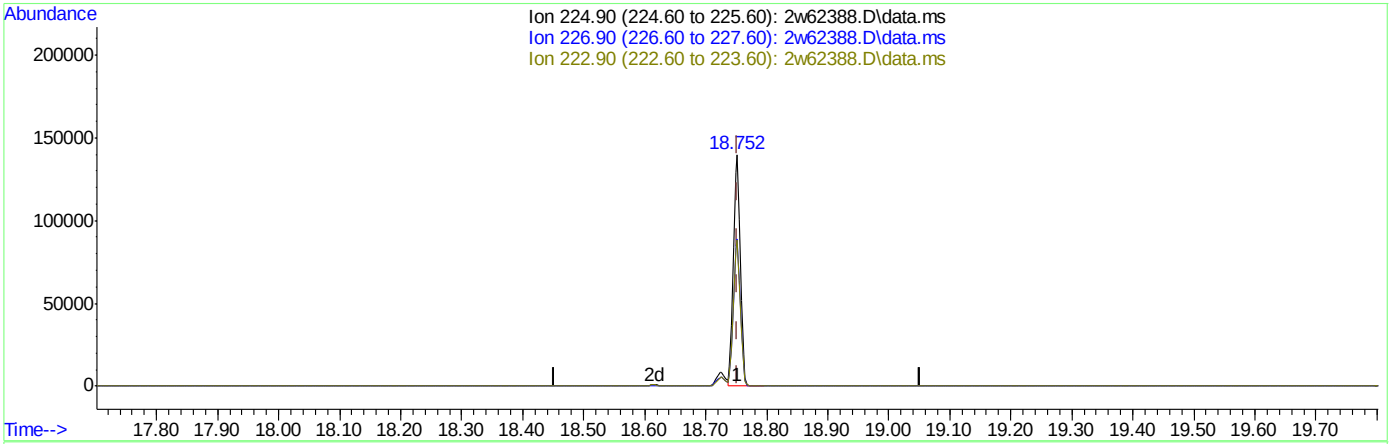

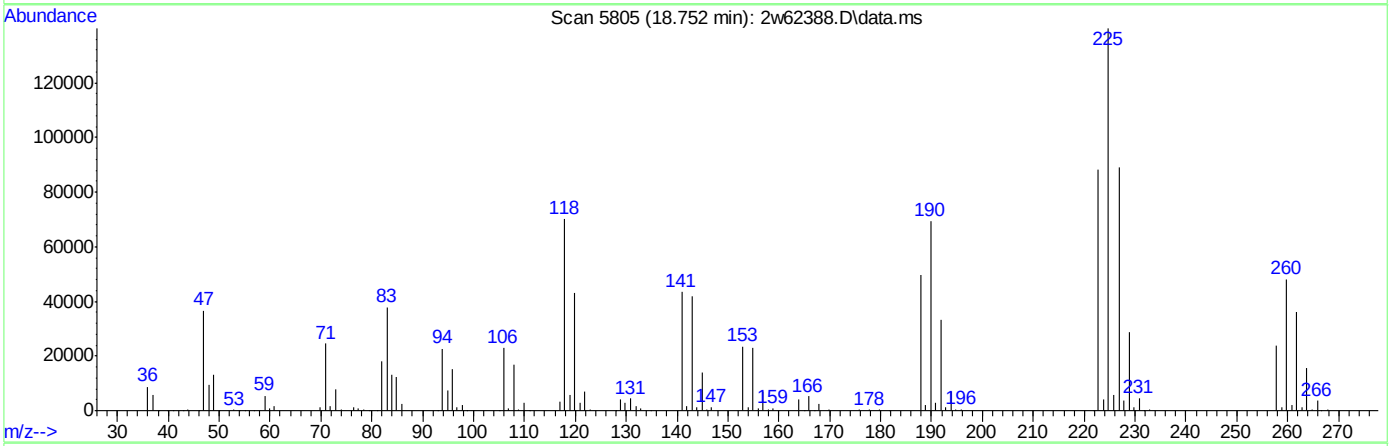

TIC: 2w62388.D\data.ms

(106) HEXACHLOROBUTADIENE (T)

18.752min (-0.000) 4.16PPBV m

response 111600

Ion	Exp%	Act%
224.90	100	100
226.90	63.90	68.77
222.90	62.70	67.71
0.00	0.00	0.00

Manual Integrations APPROVED (compounds with "m" flag)
Kanya Veerawat 12/19/22 12:10

Quantitation Report (QT Reviewed)

Data Path : C:\msdchem\1\DATA\
Data File : 2w62389.D
Acq On : 14 Dec 2022 9:05 pm
Operator : thomash
Sample : icc2776-10
Misc : MS64821,V2w2776,,,,,1
ALS Vial : 2 Sample Multiplier: 1

Quant Time: Dec 16 16:11:20 2022
Quant Method : C:\msdchem\1\METHODS\M2W2776.M
Quant Title : TO15 by GCMS w/DB-1, 30m X 0.25mm ID X 0.5 um
QLast Update : Fri Dec 16 07:28:46 2022
Response via : Initial Calibration

Compound	R.T.	QIon	Response	Conc	Units		Dev(Min)
Internal Standards							
1) BROMOCHLOROMETHANE	3.434	128	52169	10.00	PPBV		0.00
52) 1,4-DIFLUOROBENZENE	4.762	114	265394	10.00	PPBV		0.00
76) CHLOROBENZENE-D5	10.450	117	237992	10.00	PPBV		0.00
System Monitoring Compounds							
87) 4-BROMOFLUOROBENZENE	13.833	95	185417	10.05	PPBV		0.00
Target Compounds							Qvalue
3) FREON 152A	1.746	65	39474	10.00	PPBV	#	100
4) CHLORODIFLUOROMETHANE	1.763	67	20991	10.00	PPBV		100
5) CHLOROTRIFLUOROETHENE	1.772	116	95205	10.00	PPBV		81
6) DICHLORODIFLUOROMETHANE	1.791	85	251869	10.00	PPBV		100
7) PROPYLENE	1.769	41	45391	9.99	PPBV		96
8) 1-CHLORO-1,1-DIFLUOROE...	1.833	65	186456	10.00	PPBV		96
9) FREON 114	1.869	85	212171	10.00	PPBV		96
10) CHLOROMETHANE	1.840	52	20485	10.00	PPBV		97
11) VINYL CHLORIDE	1.904	62	74807	9.99	PPBV		100
12) 1,3-BUTADIENE	1.946	54	56046	10.00	PPBV		95
13) N-BUTANE	1.962	43	100888	10.00	PPBV		95
14) BROMOMETHANE	2.026	94	72276	10.00	PPBV		100
15) CHLOROETHANE	2.078	64	39607	10.00	PPBV		99
16) DICHLOROFLUOROMETHANE	2.103	67	168711	10.00	PPBV		96
17) ACETONITRILE	2.177	41	57656	9.98	PPBV		100
18) ACROLEIN	2.219	56	33231	10.12	PPBV		99
19) FREON 123	2.235	83	181017	10.00	PPBV		99
20) FREON 123A	2.251	117	105833	10.00	PPBV		88
21) TRICHLOROFLUOROMETHANE	2.322	101	241649	10.00	PPBV		100
22) ISOPROPYL ALCOHOL	2.348	45	145856	10.00	PPBV		97
23) ACETONE	2.264	58	38666	10.00	PPBV		88
24) PENTANE	2.438	42	77189	10.00	PPBV		96
25) IODOMETHANE	2.499	142	226981	10.00	PPBV		94
26) 1,1-DICHLOROETHYLENE	2.525	96	90058	10.00	PPBV		80
27) CARBON DISULFIDE	2.660	76	268677	10.00	PPBV	#	93
28) ETHANOL	2.113	45	30276	10.10	PPBV		98
29) BROMOETHENE	2.187	106	75429	10.00	PPBV		97
30) ACRYLONITRILE	2.409	52	55598	10.00	PPBV		99
31) METHYLENE CHLORIDE	2.560	84	84908	10.00	PPBV	#	79
32) 3-CHLOROPROPENE	2.602	76	44482	10.00	PPBV	#	65
33) FREON 113	2.660	151	150372	10.00	PPBV		96
34) TRANS-1,2-DICHLOROETHENE	2.898	96	80689	10.00	PPBV		97
35) TERTIARY BUTYL ALCOHOL	2.553	59	221829	10.00	PPBV	#	91
36) METHYL TERTIARY BUTYL ...	3.013	73	227745	10.00	PPBV		99
37) TETRAHYDROFURAN	3.737	72	38285	10.00	PPBV		96
38) HEXANE	3.489	57	127616	10.00	PPBV		90
39) VINYL ACETATE	3.052	86	14892	10.00	PPBV		99
40) 1,1-DICHLOROETHANE	2.975	63	136943	10.00	PPBV		98
41) METHYL ETHYL KETONE	3.155	72	38925	10.01	PPBV		96
42) CIS-1,2-DICHLOROETHENE	3.357	96	86326	10.00	PPBV		99
43) DIISOPROPYL ETHER	3.499	59	38558	10.00	PPBV		88

Quantitation Report (QT Reviewed)

Data Path : C:\msdchem\1\DATA\
Data File : 2w62389.D
Acq On : 14 Dec 2022 9:05 pm
Operator : thomash
Sample : icc2776-10
Misc : MS64821,V2w2776,,,,,1
ALS Vial : 2 Sample Multiplier: 1

Quant Time: Dec 16 16:11:20 2022
Quant Method : C:\msdchem\1\METHODS\M2W2776.M
Quant Title : TO15 by GCMS w/DB-1, 30m X 0.25mm ID X 0.5 um
QLast Update : Fri Dec 16 07:28:46 2022
Response via : Initial Calibration

Compound	R.T.	QIon	Response	Conc	Units	Dev(Min)
44) ETHYL ACETATE	3.502	61	27146	10.00	PPBV	79
45) METHYL ACRYLATE	3.489	55	164367	10.00	PPBV #	99
46) CHLOROFORM	3.512	83	186929	10.00	PPBV	99
47) 2,4-DIMETHYLPENTANE	4.026	57	150794	10.00	PPBV	98
48) 1,1,1-TRICHLOROETHANE	4.106	97	193806	10.00	PPBV	100
49) CARBON TETRACHLORIDE	4.544	117	196892	10.00	PPBV	99
50) 1,2-DICHLOROETHANE	3.936	62	131510	10.00	PPBV	99
51) BENZENE	4.428	78	245010	10.00	PPBV	99
53) CYCLOHEXANE	4.643	84	109156	10.00	PPBV	96
54) 2,3-DIMETHYLPENTANE	4.907	71	53876	10.00	PPBV	97
55) TRICHLOROETHENE	5.354	95	118383	10.00	PPBV	95
56) 1,2-DICHLOROPROPANE	5.116	63	91828	10.00	PPBV	93
57) DIBROMOMETHANE	5.074	174	103711	10.00	PPBV	92
58) ETHYL ACRYLATE	5.241	55	205911	10.00	PPBV	99
59) BROMODICHLOROMETHANE	5.299	83	201743	10.00	PPBV	100
60) 2,2,4-TRIMETHYLPENTANE	5.450	57	410566	10.00	PPBV	100
61) 1,4-DIOXANE	5.383	88	61386	10.00	PPBV	98
62) HEPTANE	5.778	43	139932	10.00	PPBV	94
63) METHYL METHACRYLATE	5.672	69	92975	10.00	PPBV	91
64) METHYL ISOBUTYL KETONE	6.441	58	88804	10.00	PPBV	90
65) CIS-1,3-DICHLOROPROPENE	6.315	75	145143	10.00	PPBV	94
66) TOLUENE	7.550	91	308882	10.00	PPBV	98
67) 1,3-DICHLOROPROPANE	7.605	76	156573	10.00	PPBV	100
68) TRANS-1,3-DICHLOROPROPENE	7.010	75	137151	10.00	PPBV	96
69) 1,1,2-TRICHLOROETHANE	7.167	83	91322	10.00	PPBV	99
70) 2-HEXANONE	8.151	58	129363	10.01	PPBV	88
71) ETHYL METHACRYLATE	8.267	69	161429	10.00	PPBV	95
72) TETRACHLOROETHENE	9.299	164	118354	10.00	PPBV	95
73) DIBROMOCHLOROMETHANE	8.090	129	194222	10.00	PPBV	99
74) 1,2-DIBROMOETHANE	8.441	107	175407	10.00	PPBV	98
75) OCTANE	9.450	43	196729	10.00	PPBV	96
77) 1,1,1,2-TETRACHLOROETHANE	10.534	131	134421	10.05	PPBV	92
78) CHLOROBENZENE	10.521	112	253097	10.05	PPBV	97
79) ETHYLBENZENE	11.415	91	426233	10.03	PPBV	98
80) M,P-XYLENE	11.849	91	671552	20.10	PPBV	100
81) O-XYLENE	12.791	91	337596	10.05	PPBV	94
82) STYRENE	12.572	104	254525	10.05	PPBV	96
83) NONANE	13.907	43	209982	10.05	PPBV	94
84) BROMOFORM	11.653	173	178719	10.05	PPBV	100
85) 1,1,2,2-TETRACHLOROETHANE	12.797	83	250401	10.05	PPBV	99
86) 1,2,3-TRICHLOROPROPANE	13.080	75	191186	10.05	PPBV #	100
88) ISOPROPYLBENZENE	14.309	120	127633	10.05	PPBV	92
89) BROMOBENZENE	14.180	77	240747	10.05	PPBV	87
90) 2-CHLOROTOLUENE	15.315	126	114693	10.05	PPBV	99
91) N-PROPYLBENZENE	15.653	120	133280	10.06	PPBV	95
92) 4-ETHYLTOLUENE	16.061	105	488039	10.05	PPBV	99
93) 1,3,5-TRIMETHYLBENZENE	16.238	105	417104	10.05	PPBV	97
94) ALPHA-METHYLSTYRENE	16.450	118	215547	10.05	PPBV	99
95) TERT-BUTYLBENZENE	16.714	134	99003	10.05	PPBV	93
96) 1,2,4-TRIMETHYLBENZENE	16.723	105	444244	10.07	PPBV	96

Quantitation Report (QT Reviewed)

Data Path : C:\msdchem\1\DATA\
Data File : 2w62389.D
Acq On : 14 Dec 2022 9:05 pm
Operator : thomash
Sample : icc2776-10
Misc : MS64821,V2w2776,,,,,1
ALS Vial : 2 Sample Multiplier: 1

Quant Time: Dec 16 16:11:20 2022
Quant Method : C:\msdchem\1\METHODS\M2W2776.M
Quant Title : TO15 by GCMS w/DB-1, 30m X 0.25mm ID X 0.5 um
QLast Update : Fri Dec 16 07:28:46 2022
Response via : Initial Calibration

	Compound	R.T.	QIon	Response	Conc	Units	Dev(Min)
98)	M-DICHLOROBENZENE	16.781	146	271459	10.06	PPBV	97
99)	P-DICHLOROBENZENE	16.865	146	277210	10.05	PPBV	97
100)	O-DICHLOROBENZENE	17.164	146	267753	10.05	PPBV	96
101)	SEC-BUTYLBENZENE	17.000	134	128031	10.05	PPBV	94
102)	1,2,3-TRIMETHYLBENZENE	17.112	105	439173	10.05	PPBV	98
103)	P-ISOPROPYLTOLUENE	17.180	134	141850	10.05	PPBV	92
104)	N-BUTYLBENZENE	17.527	134	137253	10.05	PPBV	95
106)	HEXACHLOROBUTADIENE	18.752	225	246991m	9.09	PPBV	
107)	1,2,4-TRICHLOROBENZENE	18.444	180	296130	10.06	PPBV	100
108)	NAPHTHALENE	18.492	128	771450	10.10	PPBV	100

(#) = qualifier out of range (m) = manual integration (+) = signals summed

7.7.6

7

Quantitation Report (QT Reviewed)

Data Path : C:\msdchem\1\DATA\
Data File : 2w62389.D
Acq On : 14 Dec 2022 9:05 pm
Operator : thomash
Sample : icc2776-10
Misc : MS64821,V2w2776,,,,,1
ALS Vial : 2 Sample Multiplier: 1

Quant Time: Dec 16 16:11:20 2022
Quant Method : C:\msdchem\1\METHODS\M2W2776.M
Quant Title : TO15 by GCMS w/DB-1, 30m X 0.25mm ID X 0.5 um
QLast Update : Fri Dec 16 07:28:46 2022
Response via : Initial Calibration

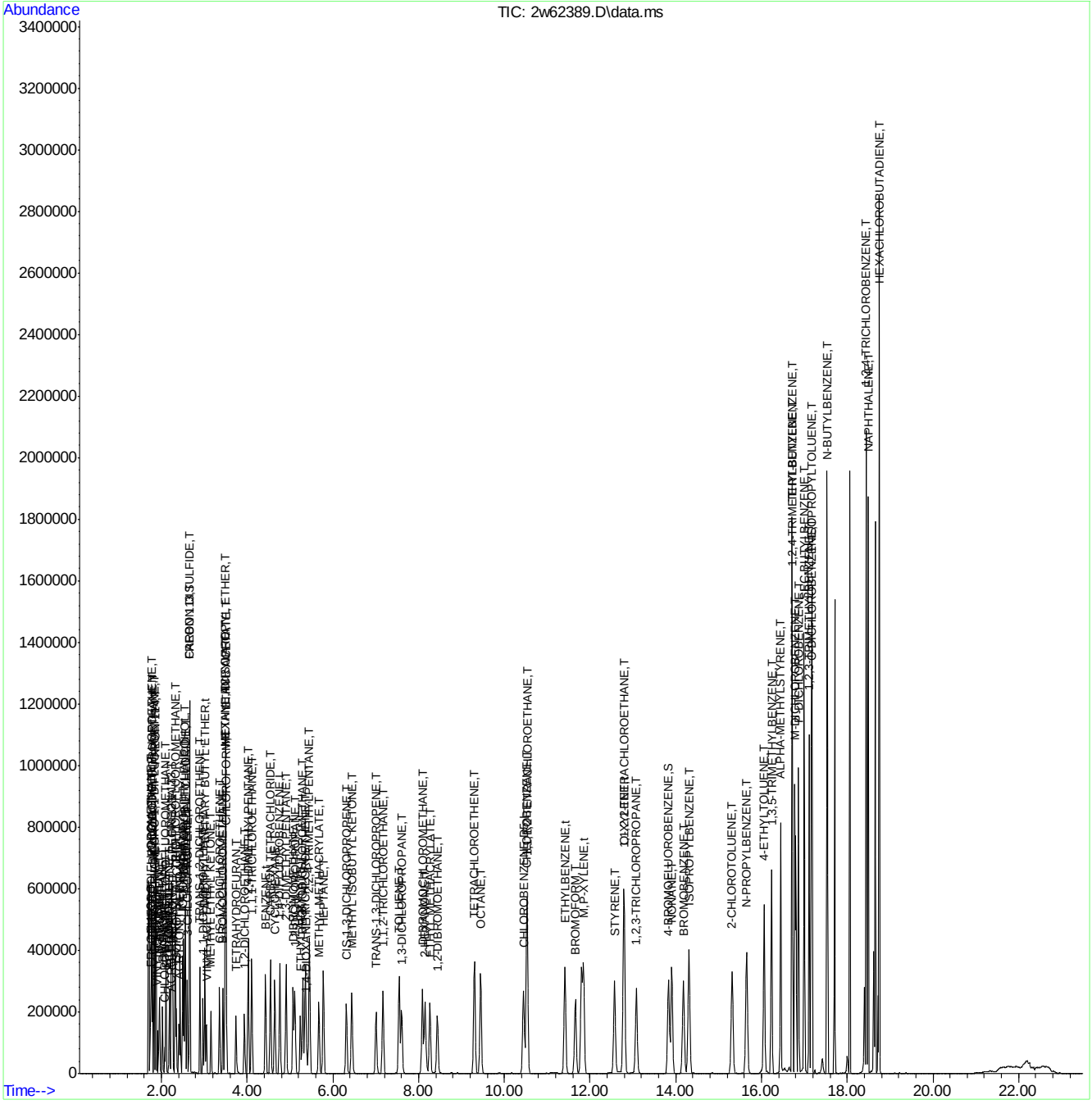

Manual Integration Approval Summary

Sample Number:	V2W2776-ICC2776	**Method:**	TO-15
Lab FileID:	2W62389.D	**Analyst approved:**	12/16/22 16:35 Thomas Hilbig
Injection Time:	12/14/22 21:05	**Supervisor approved:**	12/19/22 12:10 Kanya Veerawat

Parameter	CAS	Sig#	R.T. (min.)	Reason
Hexachlorobutadiene	87-68-3		18.75	Overlapping peak

Quantitation Report (Qedit)

Data Path : C:\msdchem\1\DATA\
Data File : 2w62389.D
Acq On : 14 Dec 2022 9:05 pm
Operator : thomash
Sample : icc2776-10
Misc : MS64821,V2w2776,,,,,1
ALS Vial : 2 Sample Multiplier: 1

Quant Time: Dec 16 07:28:55 2022
Quant Method : C:\msdchem\1\METHODS\M2W2776.M
Quant Title : TO15 by GCMS w/DB-1, 30m X 0.25mm ID X 0.5 um
QLast Update : Fri Dec 16 07:28:46 2022
Response via : Initial Calibration

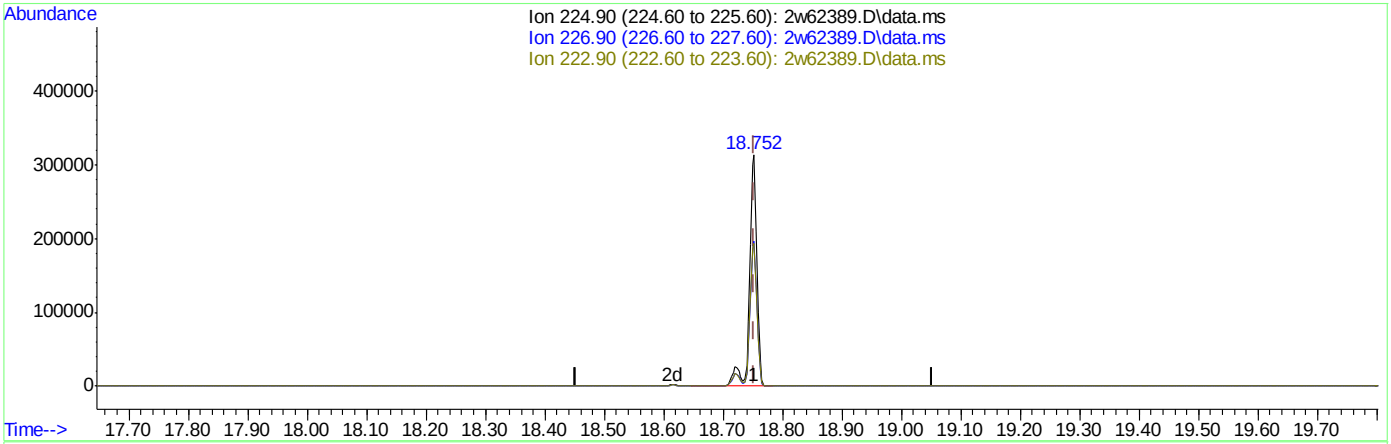

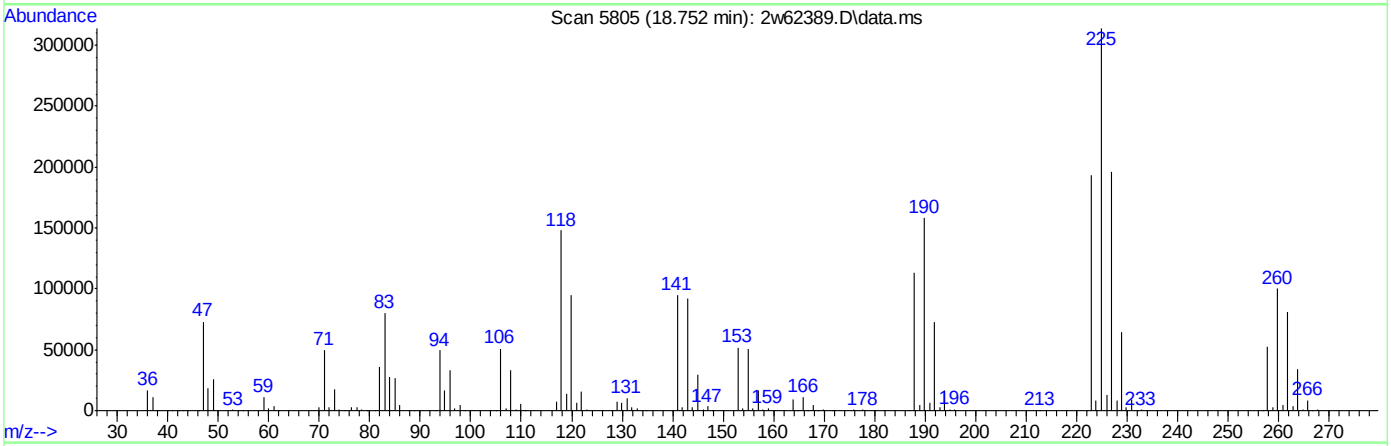

TIC: 2w62389.D\data.ms

(106) HEXACHLOROBUTADIENE (T)

18.752min (0.000) 10.05PPBV

response 273099

Ion	Exp%	Act%
224.90	100	100
226.90	63.90	62.66
222.90	62.70	62.81
0.00	0.00	0.00

Quantitation Report (Qedit)

Data Path : C:\msdchem\1\DATA\
Data File : 2w62389.D
Acq On : 14 Dec 2022 9:05 pm
Operator : thomash
Sample : icc2776-10
Misc : MS64821,V2w2776,,,,,1
ALS Vial : 2 Sample Multiplier: 1

Quant Time: Dec 16 16:11:20 2022
Quant Method : C:\msdchem\1\METHODS\M2W2776.M
Quant Title : TO15 by GCMS w/DB-1, 30m X 0.25mm ID X 0.5 um
QLast Update : Fri Dec 16 07:28:46 2022
Response via : Initial Calibration

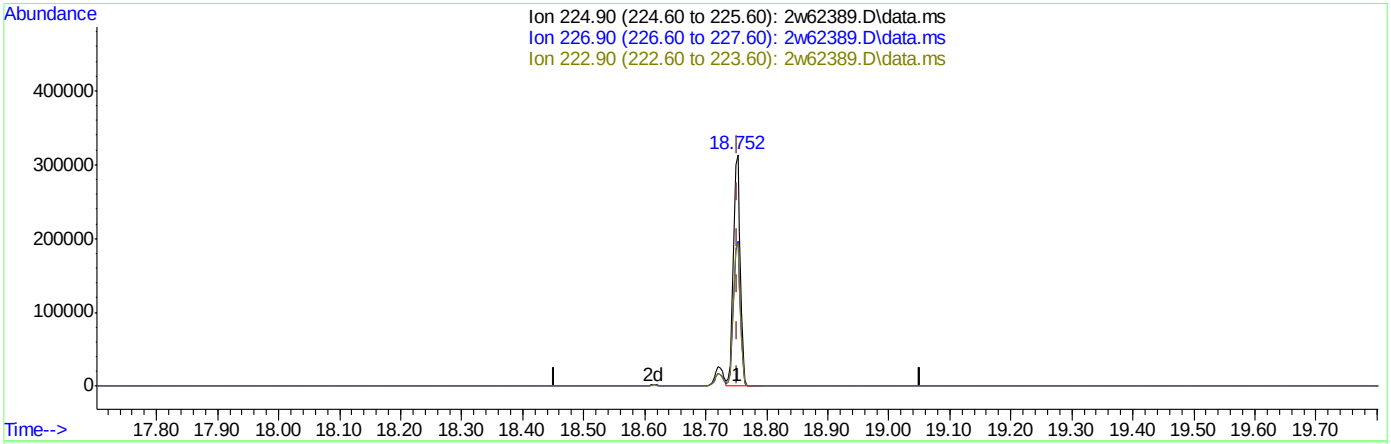

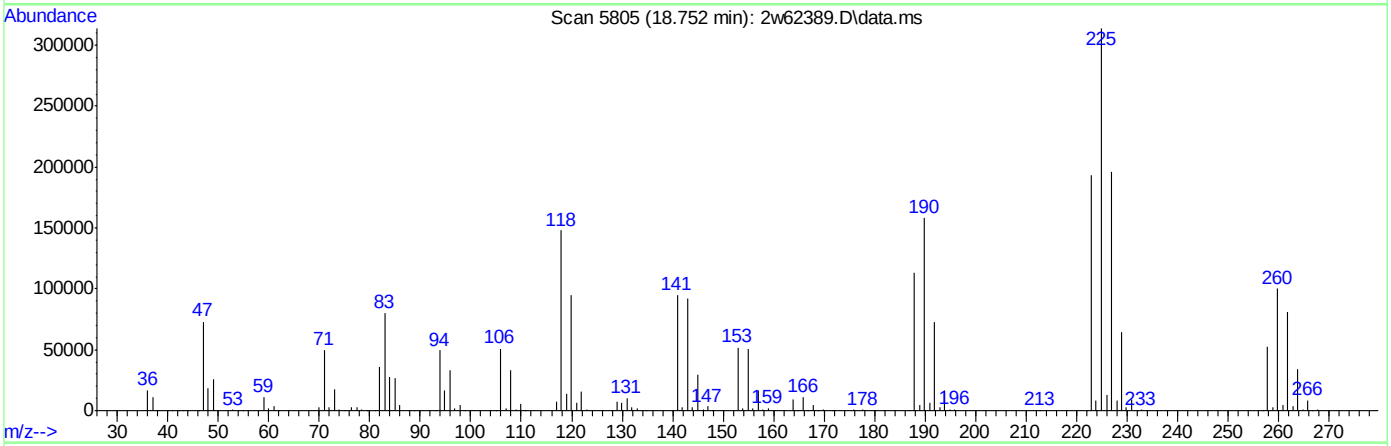

TIC: 2w62389.D\data.ms

(106) HEXACHLOROBUTADIENE (T)

18.752min (0.000) 9.09PPBV m

response 246991

Ion	Exp%	Act%
224.90	100	100
226.90	63.90	69.29
222.90	62.70	69.45
0.00	0.00	0.00

2W62390.D

Manual Integrations APPROVED (compounds with "m" flag)

Kanya Veerawat 12/19/22 12:10

Quantitation Report (QT Reviewed)

Data Path : C:\msdchem\1\DATA\
Data File : 2w62390.D
Acq On : 14 Dec 2022 9:37 pm
Operator : thomash
Sample : ic2776-20
Misc : MS64821,V2w2776,,,,,1
ALS Vial : 2 Sample Multiplier: 1

Quant Time: Dec 16 16:12:58 2022
Quant Method : C:\msdchem\1\METHODS\M2W2776.M
Quant Title : TO15 by GCMS w/DB-1, 30m X 0.25mm ID X 0.5 um
QLast Update : Fri Dec 16 07:28:46 2022
Response via : Initial Calibration

Compound	R.T.	QIon	Response	Conc	Units	Dev(Min)
Internal Standards						
1) BROMOCHLOROMETHANE	3.438	128	53995	10.00	PPBV	0.00
52) 1,4-DIFLUOROBENZENE	4.766	114	274154	10.00	PPBV	0.00
76) CHLOROBENZENE-D5	10.447	117	248143	10.00	PPBV	0.00
System Monitoring Compounds						
87) 4-BROMOFLUOROBENZENE	13.833	95	193934	10.08	PPBV	0.00
Target Compounds						Qvalue
3) FREON 152A	1.750	65	80880	19.80	PPBV #	100
4) CHLORODIFLUOROMETHANE	1.763	67	42618	19.62	PPBV	98
5) CHLOROTRIFLUOROETHENE	1.772	116	196789	19.98	PPBV	81
6) DICHLORODIFLUOROMETHANE	1.791	85	522032	20.03	PPBV	100
7) PROPYLENE	1.772	41	94321	20.06	PPBV	98
8) 1-CHLORO-1,1-DIFLUOROE...	1.833	65	383943	19.90	PPBV	95
9) FREON 114	1.869	85	444926	20.27	PPBV	96
10) CHLOROMETHANE	1.836	52	41982	19.80	PPBV	98
11) VINYL CHLORIDE	1.904	62	153630	19.83	PPBV	100
12) 1,3-BUTADIENE	1.946	54	118119	20.36	PPBV	98
13) N-BUTANE	1.962	43	204509	19.59	PPBV	96
14) BROMOMETHANE	2.026	94	149526	19.99	PPBV	100
15) CHLOROETHANE	2.078	64	82249	20.06	PPBV	99
16) DICHLOROFLUOROMETHANE	2.107	67	349439	20.01	PPBV	96
17) ACETONITRILE	2.177	41	118017	19.74	PPBV	99
18) ACROLEIN	2.219	56	68669	20.21	PPBV	99
19) FREON 123	2.235	83	382090	20.39	PPBV	98
20) FREON 123A	2.254	117	221906	20.25	PPBV	87
21) TRICHLOROFLUOROMETHANE	2.322	101	496032	19.83	PPBV	100
22) ISOPROPYL ALCOHOL	2.344	45	295972	19.61	PPBV	97
23) ACETONE	2.261	58	79110	19.77	PPBV	89
24) PENTANE	2.441	42	156257	19.56	PPBV	96
25) IODOMETHANE	2.499	142	469337	19.98	PPBV	94
26) 1,1-DICHLOROETHYLENE	2.528	96	185096	19.86	PPBV	80
27) CARBON DISULFIDE	2.660	76	564556	20.30	PPBV #	92
28) ETHANOL	2.110	45	62388	20.11	PPBV	100
29) BROMOETHENE	2.187	106	157954	20.23	PPBV	98
30) ACRYLONITRILE	2.409	52	114178	19.84	PPBV	99
31) METHYLENE CHLORIDE	2.563	84	171347	19.50	PPBV #	78
32) 3-CHLOROPROPENE	2.605	76	91914	19.96	PPBV #	63
33) FREON 113	2.660	151	314042	20.18	PPBV	97
34) TRANS-1,2-DICHLOROETHENE	2.898	96	170220	20.38	PPBV	96
35) TERTIARY BUTYL ALCOHOL	2.544	59	435432	18.96	PPBV #	90
36) METHYL TERTIARY BUTYL ...	3.013	73	472534	20.05	PPBV	99
37) TETRAHYDROFURAN	3.733	72	79815	20.14	PPBV	97
38) HEXANE	3.492	57	270721	20.50	PPBV	94
39) VINYL ACETATE	3.052	86	37987	24.65	PPBV	97
40) 1,1-DICHLOROETHANE	2.978	63	286433	20.21	PPBV	99
41) METHYL ETHYL KETONE	3.155	72	80771	20.07	PPBV	99
42) CIS-1,2-DICHLOROETHENE	3.357	96	178479	19.98	PPBV	99
43) DIISOPROPYL ETHER	3.499	59	81486	20.42	PPBV	93

Quantitation Report (QT Reviewed)

Data Path : C:\msdchem\1\DATA\
Data File : 2w62390.D
Acq On : 14 Dec 2022 9:37 pm
Operator : thomash
Sample : ic2776-20
Misc : MS64821,V2w2776,,,,,1
ALS Vial : 2 Sample Multiplier: 1

Quant Time: Dec 16 16:12:58 2022
Quant Method : C:\msdchem\1\METHODS\M2W2776.M
Quant Title : TO15 by GCMS w/DB-1, 30m X 0.25mm ID X 0.5 um
QLast Update : Fri Dec 16 07:28:46 2022
Response via : Initial Calibration

Compound	R.T.	QIon	Response	Conc	Units	Dev(Min)
44) ETHYL ACETATE	3.502	61	56193	20.00	PPBV	80
45) METHYL ACRYLATE	3.486	55	340595	20.02	PPBV #	99
46) CHLOROFORM	3.515	83	389296	20.12	PPBV	100
47) 2,4-DIMETHYLPENTANE	4.029	57	315134	20.19	PPBV	98
48) 1,1,1-TRICHLOROETHANE	4.110	97	410269	20.45	PPBV	100
49) CARBON TETRACHLORIDE	4.547	117	424154	20.81	PPBV	99
50) 1,2-DICHLOROETHANE	3.939	62	275108	20.21	PPBV	99
51) BENZENE	4.431	78	510785	20.14	PPBV	99
53) CYCLOHEXANE	4.647	84	228443	20.26	PPBV	96
54) 2,3-DIMETHYLPENTANE	4.907	71	114123	20.51	PPBV	95
55) TRICHLOROETHENE	5.357	95	251921	20.60	PPBV	96
56) 1,2-DICHLOROPROPANE	5.116	63	193883	20.44	PPBV	93
57) DIBROMOMETHANE	5.074	174	217954	20.34	PPBV	92
58) ETHYL ACRYLATE	5.241	55	433699	20.39	PPBV	99
59) BROMODICHLOROMETHANE	5.303	83	432007	20.73	PPBV	100
60) 2,2,4-TRIMETHYLPENTANE	5.454	57	859763	20.27	PPBV	99
61) 1,4-DIOXANE	5.373	88	124834	19.69	PPBV	99
62) HEPTANE	5.778	43	294547	20.38	PPBV	94
63) METHYL METHACRYLATE	5.672	69	200418	20.87	PPBV	94
64) METHYL ISOBUTYL KETONE	6.434	58	177547	19.35	PPBV	91
65) CIS-1,3-DICHLOROPROPENE	6.319	75	314664	20.99	PPBV	96
66) TOLUENE	7.550	91	652719	20.46	PPBV	99
67) 1,3-DICHLOROPROPANE	7.611	76	329475	20.37	PPBV	100
68) TRANS-1,3-DICHLOROPROPENE	7.013	75	301598	21.29	PPBV	97
69) 1,1,2-TRICHLOROETHANE	7.171	83	193743	20.54	PPBV	99
70) 2-HEXANONE	8.145	58	260637	19.52	PPBV	90
71) ETHYL METHACRYLATE	8.264	69	341114	20.46	PPBV	96
72) TETRACHLOROETHENE	9.309	164	250506	20.49	PPBV	96
73) DIBROMOCHLOROMETHANE	8.097	129	424308	21.15	PPBV	99
74) 1,2-DIBROMOETHANE	8.444	107	372799	20.57	PPBV	99
75) OCTANE	9.454	43	410170	20.18	PPBV	97
77) 1,1,1,2-TETRACHLOROETHANE	10.540	131	292997	21.00	PPBV	94
78) CHLOROBENZENE	10.527	112	540308	20.57	PPBV	97
79) ETHYLBENZENE	11.418	91	900166	20.32	PPBV	99
80) M,P-XYLENE	11.852	91	1424506	40.88	PPBV	99
81) O-XYLENE	12.794	91	725566	20.71	PPBV	95
82) STYRENE	12.579	104	542309	20.53	PPBV	96
83) NONANE	13.913	43	439367	20.16	PPBV	95
84) BROMOFORM	11.659	173	399038	21.52	PPBV	99
85) 1,1,2,2-TETRACHLOROETHANE	12.801	83	531436	20.45	PPBV	100
86) 1,2,3-TRICHLOROPROPANE	13.087	75	406609	20.49	PPBV #	100
88) ISOPROPYLBENZENE	14.318	120	274186	20.70	PPBV	93
89) BROMOBENZENE	14.183	77	513600	20.56	PPBV	86
90) 2-CHLOROTOLUENE	15.321	126	245325	20.61	PPBV	99
91) N-PROPYLBENZENE	15.662	120	285299	20.64	PPBV	97
92) 4-ETHYLTOLUENE	16.067	105	1065350	21.04	PPBV	98
93) 1,3,5-TRIMETHYLBENZENE	16.238	105	910977	21.05	PPBV	98
94) ALPHA-METHYLSTYRENE	16.450	118	471769	21.09	PPBV	99
95) TERT-BUTYLBENZENE	16.717	134	216427	21.07	PPBV	90
96) 1,2,4-TRIMETHYLBENZENE	16.727	105	990794	21.54	PPBV	96

Quantitation Report (QT Reviewed)

Data Path : C:\msdchem\1\DATA\
Data File : 2w62390.D
Acq On : 14 Dec 2022 9:37 pm
Operator : thomash
Sample : ic2776-20
Misc : MS64821,V2w2776,,,,,1
ALS Vial : 2 Sample Multiplier: 1

Quant Time: Dec 16 16:12:58 2022
Quant Method : C:\msdchem\1\METHODS\M2W2776.M
Quant Title : TO15 by GCMS w/DB-1, 30m X 0.25mm ID X 0.5 um
QLast Update : Fri Dec 16 07:28:46 2022
Response via : Initial Calibration

	Compound	R.T.	QIon	Response	Conc	Units	Dev(Min)
98)	M-DICHLOROBENZENE	16.784	146	600144	21.34	PPBV	96
99)	P-DICHLOROBENZENE	16.868	146	610216	21.21	PPBV	97
100)	O-DICHLOROBENZENE	17.164	146	595647	21.44	PPBV	97
101)	SEC-BUTYLBENZENE	17.000	134	280150	21.09	PPBV	95
102)	1,2,3-TRIMETHYLBENZENE	17.112	105	970255	21.29	PPBV	98
103)	P-ISOPROPYLTOLUENE	17.180	134	313638	21.31	PPBV	93
104)	N-BUTYLBENZENE	17.530	134	303071	21.28	PPBV	95
106)	HEXACHLOROBUTADIENE	18.752	225	555964m	19.62	PPBV	
107)	1,2,4-TRICHLOROBENZENE	18.444	180	664269	21.65	PPBV	99
108)	NAPHTHALENE	18.492	128	1705365	21.41	PPBV	100

(#) = qualifier out of range (m) = manual integration (+) = signals summed

7.2.7

7

Quantitation Report (QT Reviewed)

Data Path : C:\msdchem\1\DATA\
Data File : 2w62390.D
Acq On : 14 Dec 2022 9:37 pm
Operator : thomash
Sample : ic2776-20
Misc : MS64821,V2w2776,,,,,1
ALS Vial : 2 Sample Multiplier: 1

Quant Time: Dec 16 16:12:58 2022
Quant Method : C:\msdchem\1\METHODS\M2W2776.M
Quant Title : TO15 by GCMS w/DB-1, 30m X 0.25mm ID X 0.5 um
QLast Update : Fri Dec 16 07:28:46 2022
Response via : Initial Calibration

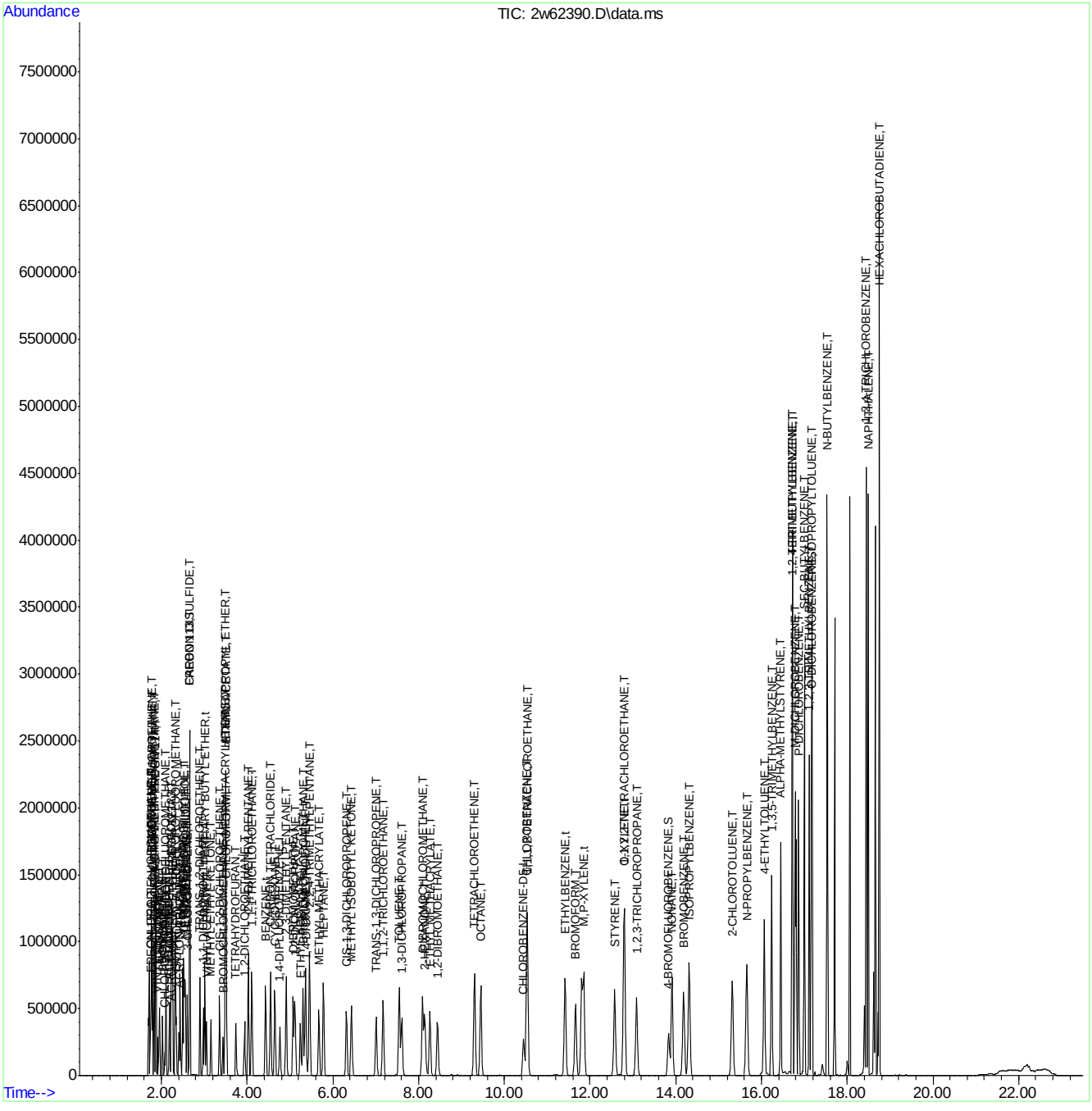

Manual Integration Approval Summary

Sample Number:	V2W2776-IC2776	**Method:**	TO-15
Lab FileID:	2W62390.D	**Analyst approved:**	12/16/22 16:35 Thomas Hilbig
Injection Time:	12/14/22 21:37	**Supervisor approved:**	12/19/22 12:10 Kanya Veerawat

Parameter	CAS	Sig#	R.T. (min.)	Reason
Hexachlorobutadiene	87-68-3		18.75	Overlapping peak

Quantitation Report (Qedit)

Data Path : C:\msdchem\1\DATA\
Data File : 2w62390.D
Acq On : 14 Dec 2022 9:37 pm
Operator : thomash
Sample : ic2776-20
Misc : MS64821,V2w2776,,,,,1
ALS Vial : 2 Sample Multiplier: 1

Quant Time: Dec 16 07:31:28 2022
Quant Method : C:\msdchem\1\METHODS\M2W2776.M
Quant Title : TO15 by GCMS w/DB-1, 30m X 0.25mm ID X 0.5 um
QLast Update : Fri Dec 16 07:28:46 2022
Response via : Initial Calibration

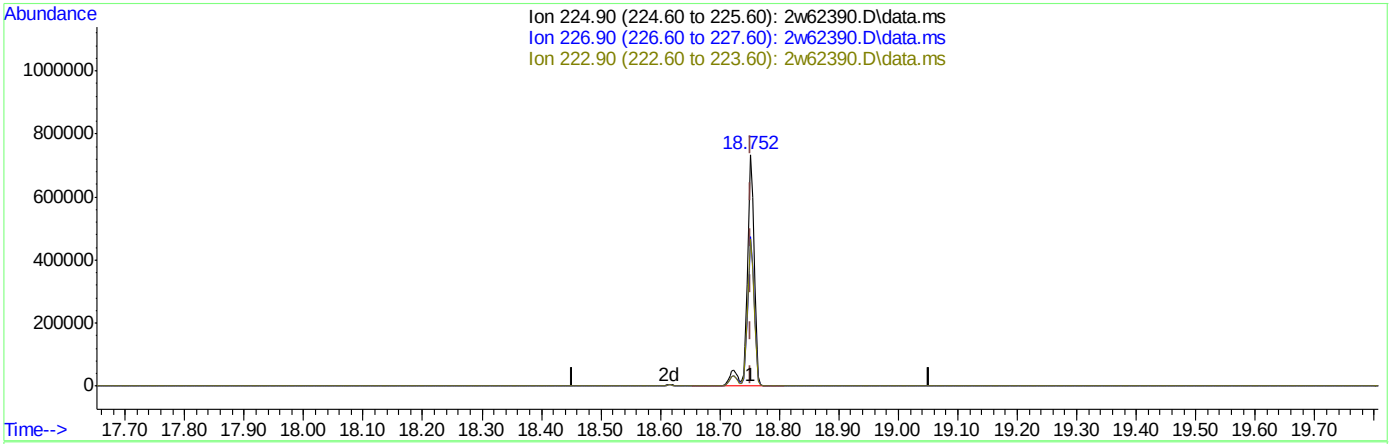

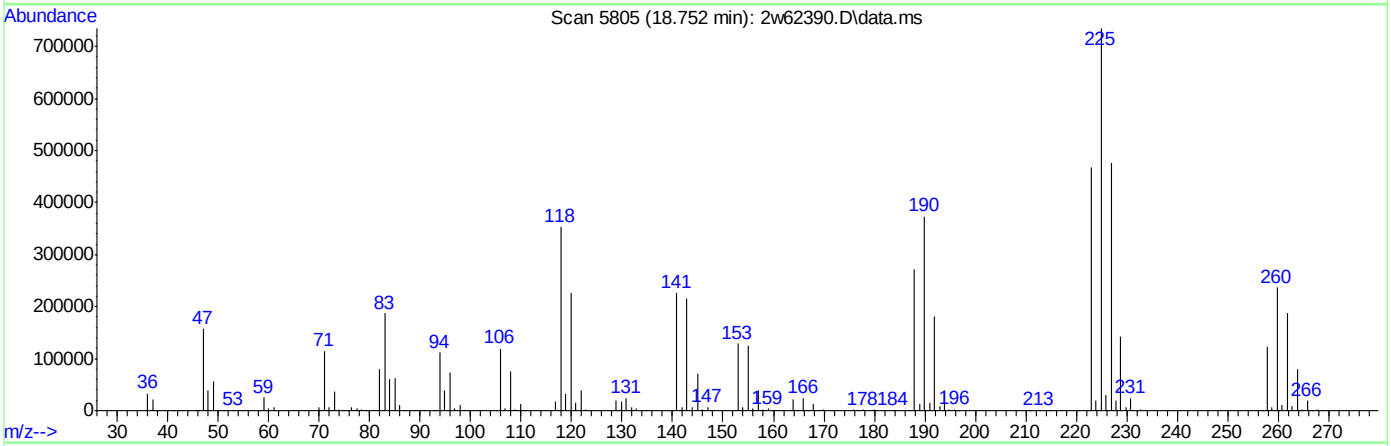

TIC: 2w62390.D\data.ms

(106) HEXACHLOROBUTADIENE (T)

18.752min (+0.000) 21.47PPBV

response 608442

Ion	Exp%	Act%
224.90	100	100
226.90	63.90	63.59
222.90	62.70	63.58
0.00	0.00	0.00

Quantitation Report (Qedit)

Data Path : C:\msdchem\1\DATA\
Data File : 2w62390.D
Acq On : 14 Dec 2022 9:37 pm
Operator : thomash
Sample : ic2776-20
Misc : MS64821,V2w2776,,,,,1
ALS Vial : 2 Sample Multiplier: 1

Quant Time: Dec 16 16:12:58 2022
Quant Method : C:\msdchem\1\METHODS\M2W2776.M
Quant Title : TO15 by GCMS w/DB-1, 30m X 0.25mm ID X 0.5 um
QLast Update : Fri Dec 16 07:28:46 2022
Response via : Initial Calibration

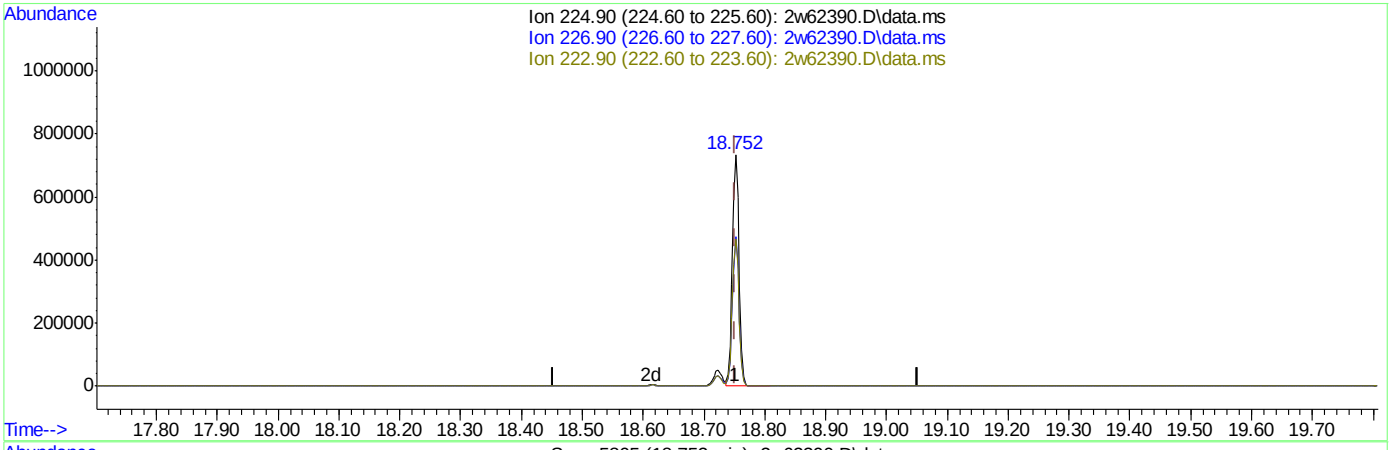

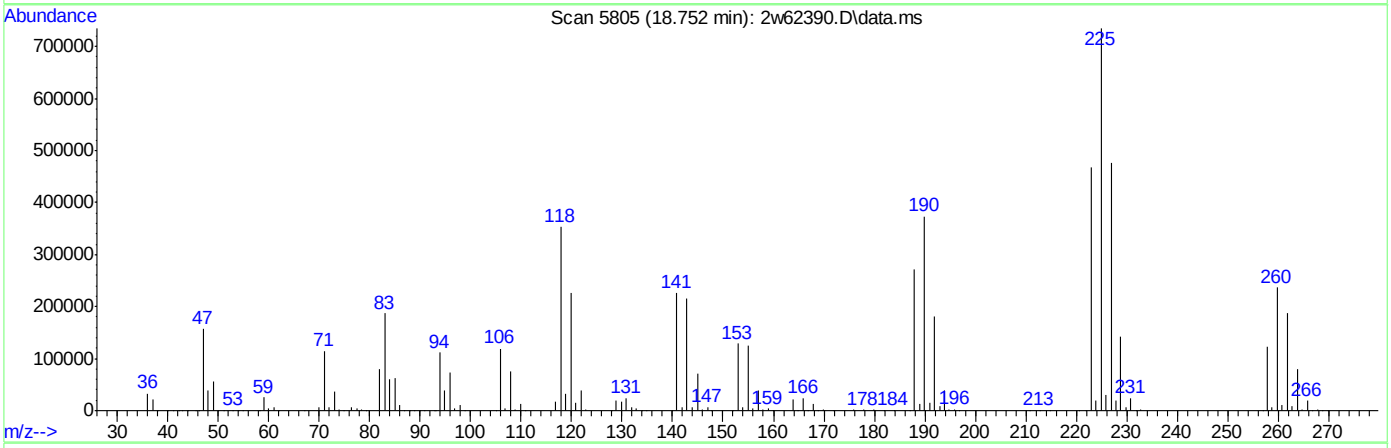

(106) HEXACHLOROBUTADIENE (T)

18.752min (+0.000) 19.62PPBV m

response 555964

Ion	Exp%	Act%
224.90	100	100
226.90	63.90	69.59
222.90	62.70	69.58
0.00	0.00	0.00

Manual Integrations
APPROVED
(compounds with "m" flag)
Kanya Veerawat
12/19/22 12:10

Quantitation Report (QT Reviewed)

Data Path : C:\msdchem\1\DATA\
Data File : 2w62391.D
Acq On : 14 Dec 2022 10:12 pm
Operator : thomash
Sample : ic2776-40
Misc : MS64821,V2w2776,,,,,1
ALS Vial : 2 Sample Multiplier: 1

Quant Time: Dec 16 16:13:22 2022
Quant Method : C:\msdchem\1\METHODS\M2W2776.M
Quant Title : TO15 by GCMS w/DB-1, 30m X 0.25mm ID X 0.5 um
QLast Update : Fri Dec 16 07:28:46 2022
Response via : Initial Calibration

Compound	R.T.	QIon	Response	Conc	Units		Dev(Min)
Internal Standards							
1) BROMOCHLOROMETHANE	3.435	128	55525	10.00	PPBV		0.00
52) 1,4-DIFLUOROBENZENE	4.766	114	278211	10.00	PPBV		0.00
76) CHLOROBENZENE-D5	10.447	117	250406	10.00	PPBV		0.00
System Monitoring Compounds							
87) 4-BROMOFLUOROBENZENE	13.833	95	198278	10.21	PPBV		0.00
Target Compounds							Qvalue
3) FREON 152A	1.746	65	169328m	40.31	PPBV		
4) CHLORODIFLUOROMETHANE	1.759	67	89579	40.10	PPBV		100
5) CHLOROTRIFLUOROETHENE	1.772	116	414225	40.89	PPBV		81
6) DICHLORODIFLUOROMETHANE	1.788	85	1096255	40.90	PPBV		99
7) PROPYLENE	1.769	41	196125	40.56	PPBV		98
8) 1-CHLORO-1,1-DIFLUOROE...	1.830	65	793315	39.98	PPBV		94
9) FREON 114	1.869	85	943697	41.81	PPBV		96
10) CHLOROMETHANE	1.837	52	87915	40.32	PPBV		98
11) VINYL CHLORIDE	1.904	62	321551	40.36	PPBV		100
12) 1,3-BUTADIENE	1.943	54	246442	41.31	PPBV		99
13) N-BUTANE	1.962	43	430337	40.08	PPBV		96
14) BROMOMETHANE	2.023	94	315949	41.07	PPBV		99
15) CHLOROETHANE	2.078	64	173290	41.11	PPBV		98
16) DICHLOROFLUOROMETHANE	2.103	67	737846	41.09	PPBV		96
17) ACETONITRILE	2.174	41	249615	40.61	PPBV		99
18) ACROLEIN	2.219	56	146873	42.04	PPBV		98
19) FREON 123	2.232	83	817492	42.43	PPBV		99
20) FREON 123A	2.251	117	475423	42.20	PPBV		87
21) TRICHLOROFLUOROMETHANE	2.319	101	1049267	40.80	PPBV		99
22) ISOPROPYL ALCOHOL	2.338	45	610927	39.35	PPBV		96
23) ACETONE	2.258	58	171687	41.72	PPBV		96
24) PENTANE	2.438	42	320803	39.05	PPBV		97
25) IODOMETHANE	2.499	142	981724	40.64	PPBV		95
26) 1,1-DICHLOROETHYLENE	2.525	96	386217	40.29	PPBV		79
27) CARBON DISULFIDE	2.660	76	1195436	41.81	PPBV	#	91
28) ETHANOL	2.107	45	132079	41.40	PPBV		98
29) BROMOETHENE	2.184	106	334541	41.67	PPBV		99
30) ACRYLONITRILE	2.409	52	238223	40.26	PPBV		99
31) METHYLENE CHLORIDE	2.563	84	354157	39.19	PPBV	#	77
32) 3-CHLOROPROPENE	2.605	76	191425	40.43	PPBV	#	61
33) FREON 113	2.660	151	656766	41.04	PPBV		97
34) TRANS-1,2-DICHLOROETHENE	2.898	96	361692	42.11	PPBV		95
35) TERTIARY BUTYL ALCOHOL	2.541	59	893267	37.83	PPBV	#	89
36) METHYL TERTIARY BUTYL ...	3.013	73	1011137	41.71	PPBV		100
37) TETRAHYDROFURAN	3.730	72	167843	41.19	PPBV		97
38) HEXANE	3.492	57	579233	42.65	PPBV		96
39) VINYL ACETATE	3.052	86	89927	56.74	PPBV		92
40) 1,1-DICHLOROETHANE	2.978	63	605179	41.52	PPBV		99
41) METHYL ETHYL KETONE	3.152	72	172105	41.59	PPBV		97
42) CIS-1,2-DICHLOROETHENE	3.357	96	377606	41.10	PPBV		99
43) DIISOPROPYL ETHER	3.496	59	175535	42.77	PPBV		96

Quantitation Report (QT Reviewed)

Data Path : C:\msdchem\1\DATA\
Data File : 2w62391.D
Acq On : 14 Dec 2022 10:12 pm
Operator : thomash
Sample : ic2776-40
Misc : MS64821,V2w2776,,,,,1
ALS Vial : 2 Sample Multiplier: 1

Quant Time: Dec 16 16:13:22 2022
Quant Method : C:\msdchem\1\METHODS\M2W2776.M
Quant Title : TO15 by GCMS w/DB-1, 30m X 0.25mm ID X 0.5 um
QLast Update : Fri Dec 16 07:28:46 2022
Response via : Initial Calibration

Compound	R.T.	QIon	Response	Conc	Units	Dev(Min)
44) ETHYL ACETATE	3.502	61	120855	41.82	PPBV	86
45) METHYL ACRYLATE	3.486	55	734621	41.99	PPBV #	99
46) CHLOROFORM	3.515	83	832275	41.83	PPBV	99
47) 2,4-DIMETHYLPENTANE	4.026	57	669458	41.71	PPBV	98
48) 1,1,1-TRICHLOROETHANE	4.110	97	873287	42.34	PPBV	100
49) CARBON TETRACHLORIDE	4.547	117	920014	43.90	PPBV	99
50) 1,2-DICHLOROETHANE	3.939	62	579003	41.37	PPBV	99
51) BENZENE	4.431	78	1088187	41.73	PPBV	100
53) CYCLOHEXANE	4.647	84	487293	42.58	PPBV	95
54) 2,3-DIMETHYLPENTANE	4.910	71	240254	42.54	PPBV	96
55) TRICHLOROETHENE	5.361	95	540630	43.56	PPBV	96
56) 1,2-DICHLOROPROPANE	5.119	63	412522	42.85	PPBV	93
57) DIBROMOMETHANE	5.078	174	469513	43.19	PPBV	93
58) ETHYL ACRYLATE	5.242	55	925914	42.90	PPBV	99
59) BROMODICHLOROMETHANE	5.303	83	924775	43.73	PPBV	100
60) 2,2,4-TRIMETHYLPENTANE	5.457	57	1823502	42.37	PPBV	100
61) 1,4-DIOXANE	5.370	88	264003	41.03	PPBV	99
62) HEPTANE	5.782	43	619683	42.24	PPBV	96
63) METHYL METHACRYLATE	5.672	69	427141	43.83	PPBV	94
64) METHYL ISOBUTYL KETONE	6.431	58	366605	39.38	PPBV	92
65) CIS-1,3-DICHLOROPROPENE	6.319	75	681652	44.80	PPBV	98
66) TOLUENE	7.553	91	1390172	42.93	PPBV	99
67) 1,3-DICHLOROPROPANE	7.611	76	701785	42.76	PPBV	100
68) TRANS-1,3-DICHLOROPROPENE	7.013	75	659064	45.84	PPBV	99
69) 1,1,2-TRICHLOROETHANE	7.177	83	414512	43.30	PPBV	98
70) 2-HEXANONE	8.139	58	512721	37.84	PPBV	92
71) ETHYL METHACRYLATE	8.267	69	721036	42.61	PPBV	96
72) TETRACHLOROETHENE	9.309	164	539098	43.45	PPBV	96
73) DIBROMOCHLOROMETHANE	8.094	129	927029	45.54	PPBV	99
74) 1,2-DIBROMOETHANE	8.450	107	800898	43.56	PPBV	99
75) OCTANE	9.454	43	865603	41.97	PPBV	97
77) 1,1,1,2-TETRACHLOROETHANE	10.544	131	635284	45.13	PPBV	94
78) CHLOROBENZENE	10.534	112	1151130	43.44	PPBV	98
79) ETHYLBENZENE	11.425	91	1906219	42.63	PPBV	99
80) M,P-XYLENE	11.859	91	3039399	86.44	PPBV	99
81) O-XYLENE	12.797	91	1550606	43.86	PPBV	96
82) STYRENE	12.582	104	1180835	44.30	PPBV	97
83) NONANE	13.923	43	934024	42.47	PPBV	95
84) BROMOFORM	11.666	173	890682	47.60	PPBV	99
85) 1,1,2,2-TETRACHLOROETHANE	12.810	83	1144345	43.64	PPBV	100
86) 1,2,3-TRICHLOROPROPANE	13.093	75	861093	43.01	PPBV #	100
88) ISOPROPYLBENZENE	14.318	120	591502	44.26	PPBV	94
89) BROMOBENZENE	14.190	77	1095238	43.44	PPBV	87
90) 2-CHLOROTOLUENE	15.325	126	528354	43.99	PPBV	99
91) N-PROPYLBENZENE	15.662	120	615052	44.10	PPBV	99
92) 4-ETHYLTOLUENE	16.071	105	2314886	45.30	PPBV	100
93) 1,3,5-TRIMETHYLBENZENE	16.244	105	2022148	46.30	PPBV	97
94) ALPHA-METHYLSTYRENE	16.453	118	1054595	46.72	PPBV	99
95) TERT-BUTYLBENZENE	16.723	134	486746	46.95	PPBV	92
96) 1,2,4-TRIMETHYLBENZENE	16.730	105	2224178	47.92	PPBV	95

Quantitation Report (QT Reviewed)

Data Path : C:\msdchem\1\DATA\
Data File : 2w62391.D
Acq On : 14 Dec 2022 10:12 pm
Operator : thomash
Sample : ic2776-40
Misc : MS64821,V2w2776,,,,,1
ALS Vial : 2 Sample Multiplier: 1

Quant Time: Dec 16 16:13:22 2022
Quant Method : C:\msdchem\1\METHODS\M2W2776.M
Quant Title : TO15 by GCMS w/DB-1, 30m X 0.25mm ID X 0.5 um
QLast Update : Fri Dec 16 07:28:46 2022
Response via : Initial Calibration

	Compound	R.T.	QIon	Response	Conc	Units	Dev(Min)
98)	M-DICHLOROBENZENE	16.791	146	1338085	47.14	PPBV	96
99)	P-DICHLOROBENZENE	16.871	146	1381721	47.60	PPBV	97
100)	O-DICHLOROBENZENE	17.170	146	1327817	47.36	PPBV	97
101)	SEC-BUTYLBENZENE	17.003	134	617611	46.07	PPBV	95
102)	1,2,3-TRIMETHYLBENZENE	17.119	105	2139891	46.53	PPBV	99
103)	P-ISOPROPYLTOLUENE	17.183	134	702338	47.28	PPBV	94
104)	N-BUTYLBENZENE	17.534	134	683022	47.52	PPBV	97
106)	HEXACHLOROBUTADIENE	18.755	225	1372651	48.00	PPBV	98
107)	1,2,4-TRICHLOROBENZENE	18.447	180	1615886	52.20	PPBV	99
108)	NAPHTHALENE	18.498	128	4590023	57.10	PPBV	99

(#) = qualifier out of range (m) = manual integration (+) = signals summed

Quantitation Report (QT Reviewed)

Data Path : C:\msdchem\1\DATA\
Data File : 2w62391.D
Acq On : 14 Dec 2022 10:12 pm
Operator : thomash
Sample : ic2776-40
Misc : MS64821,V2w2776,,,,,1
ALS Vial : 2 Sample Multiplier: 1

Quant Time: Dec 16 16:13:22 2022
Quant Method : C:\msdchem\1\METHODS\M2W2776.M
Quant Title : TO15 by GCMS w/DB-1, 30m X 0.25mm ID X 0.5 um
QLast Update : Fri Dec 16 07:28:46 2022
Response via : Initial Calibration

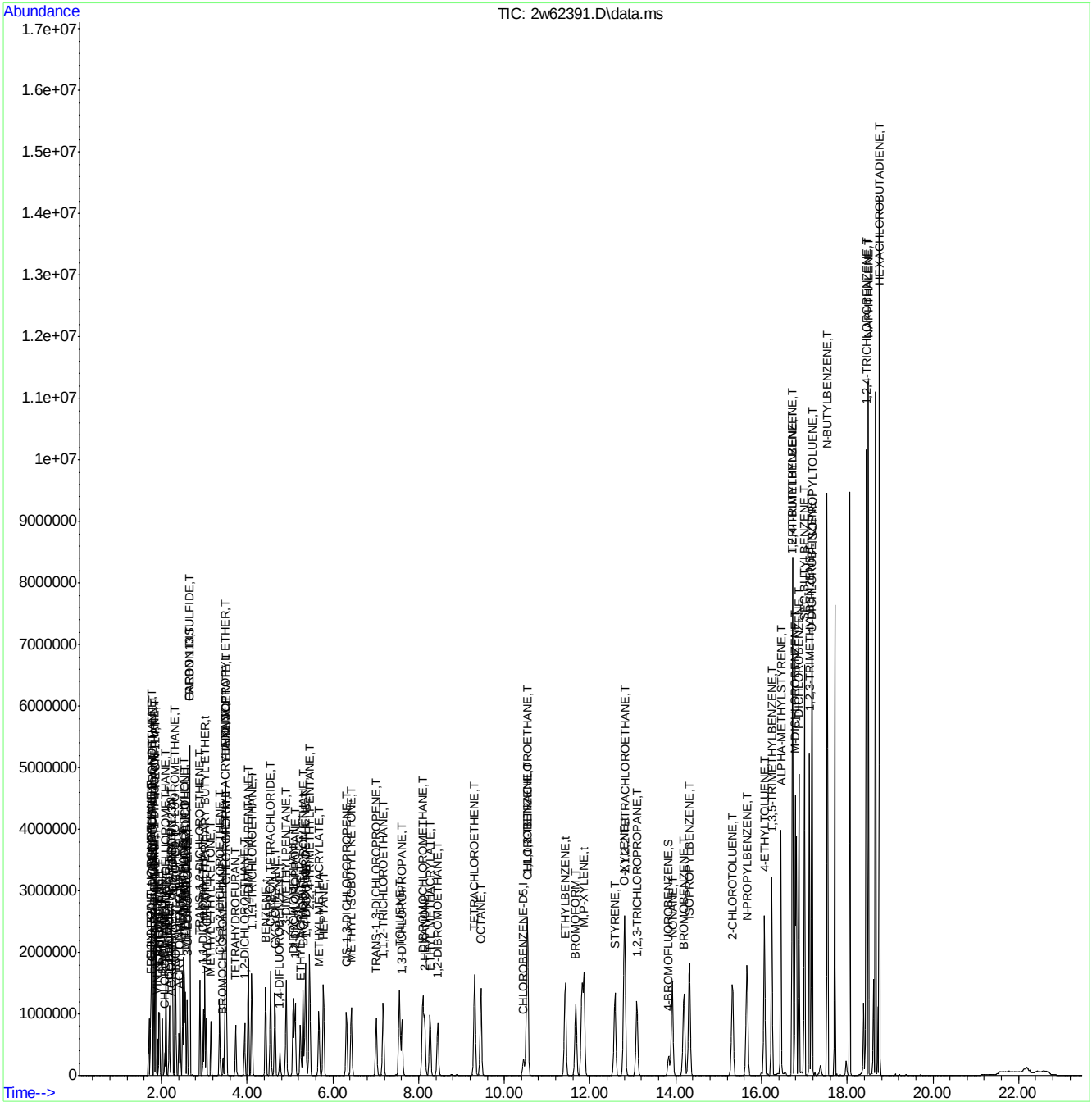

Manual Integration Approval Summary

Sample Number:	V2W2776-IC2776	**Method:**	TO-15
Lab FileID:	2W62391.D	**Analyst approved:**	12/16/22 16:35 Thomas Hilbig
Injection Time:	12/14/22 22:12	**Supervisor approved:**	12/19/22 12:10 Kanya Veerawat

Parameter	CAS	Sig#	R.T. (min.)	Reason
Freon 152A	75-37-6		1.75	Missed peak

Quantitation Report (Qedit)

Data Path : C:\msdchem\1\DATA\
Data File : 2w62391.D
Acq On : 14 Dec 2022 10:12 pm
Operator : thomash
Sample : ic2776-40
Misc : MS64821,V2w2776,,,,,1
ALS Vial : 2 Sample Multiplier: 1

Quant Time: Dec 16 07:31:36 2022
Quant Method : C:\msdchem\1\METHODS\M2W2776.M
Quant Title : TO15 by GCMS w/DB-1, 30m X 0.25mm ID X 0.5 um
QLast Update : Fri Dec 16 07:28:46 2022
Response via : Initial Calibration

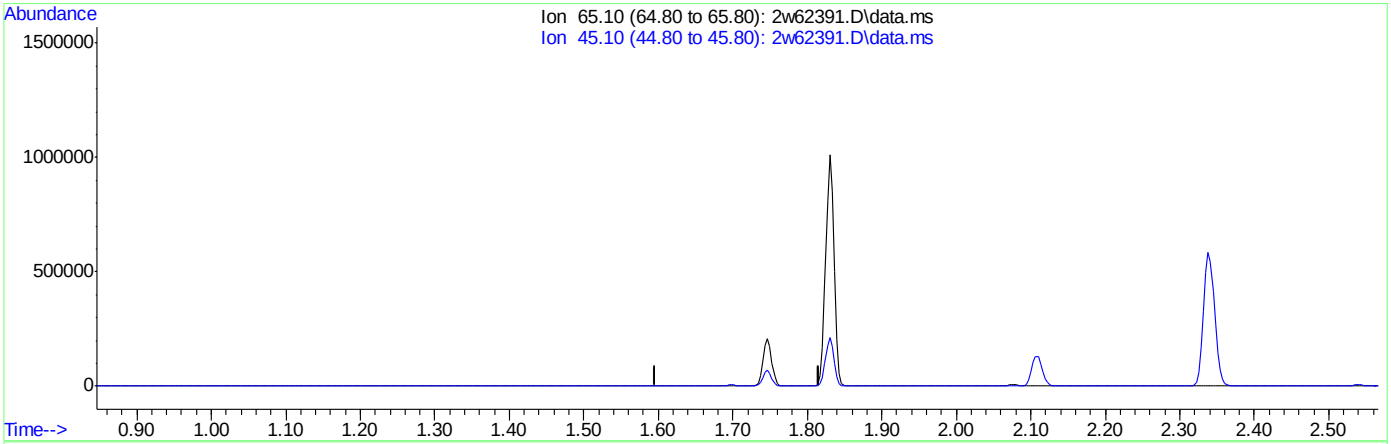

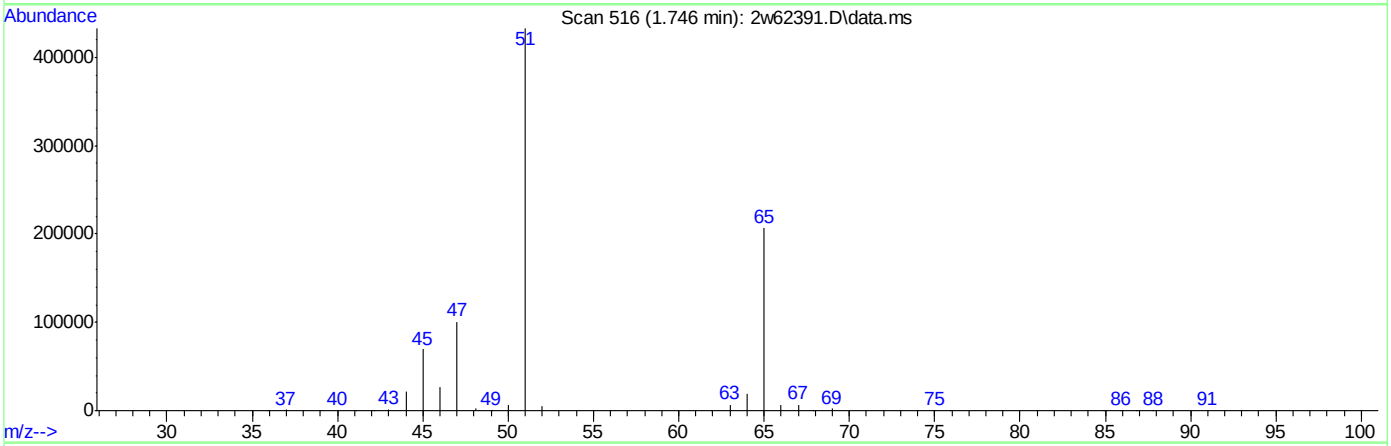

TIC: 2w62391.D\data.ms

(3) FREON 152A (T)

1.746min (-1.746) 0.00PPBV

response 0

Ion	Exp%	Act%
65.10	100	0.00
45.10	0.00	0.00
0.00	0.00	0.00
0.00	0.00	0.00

Quantitation Report (Qedit)

Data Path : C:\msdchem\1\DATA\
Data File : 2w62391.D
Acq On : 14 Dec 2022 10:12 pm
Operator : thomash
Sample : ic2776-40
Misc : MS64821,V2w2776,,,,,1
ALS Vial : 2 Sample Multiplier: 1

Quant Time: Dec 16 07:31:36 2022
Quant Method : C:\msdchem\1\METHODS\M2W2776.M
Quant Title : TO15 by GCMS w/DB-1, 30m X 0.25mm ID X 0.5 um
QLast Update : Fri Dec 16 07:28:46 2022
Response via : Initial Calibration

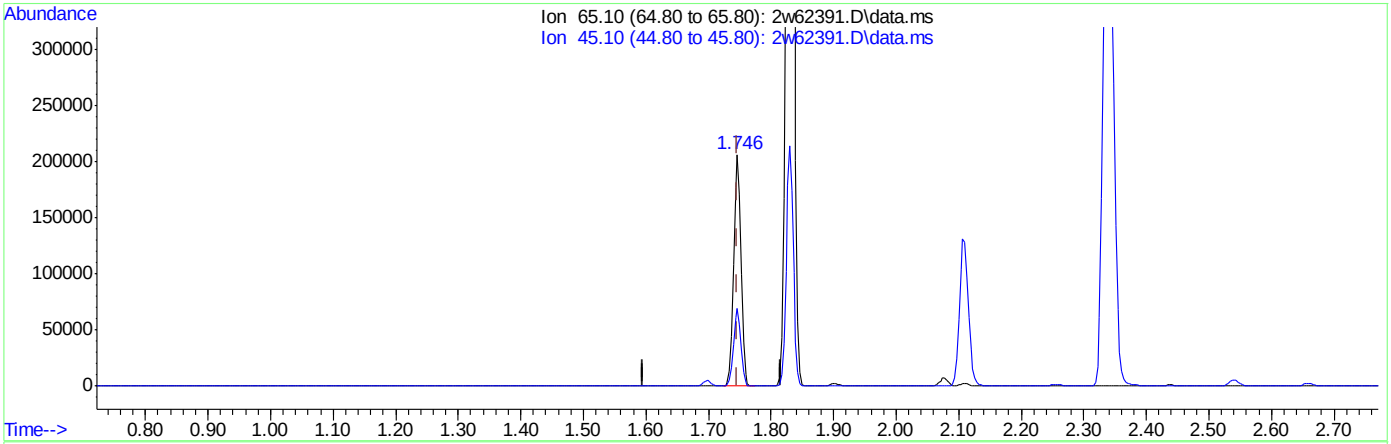

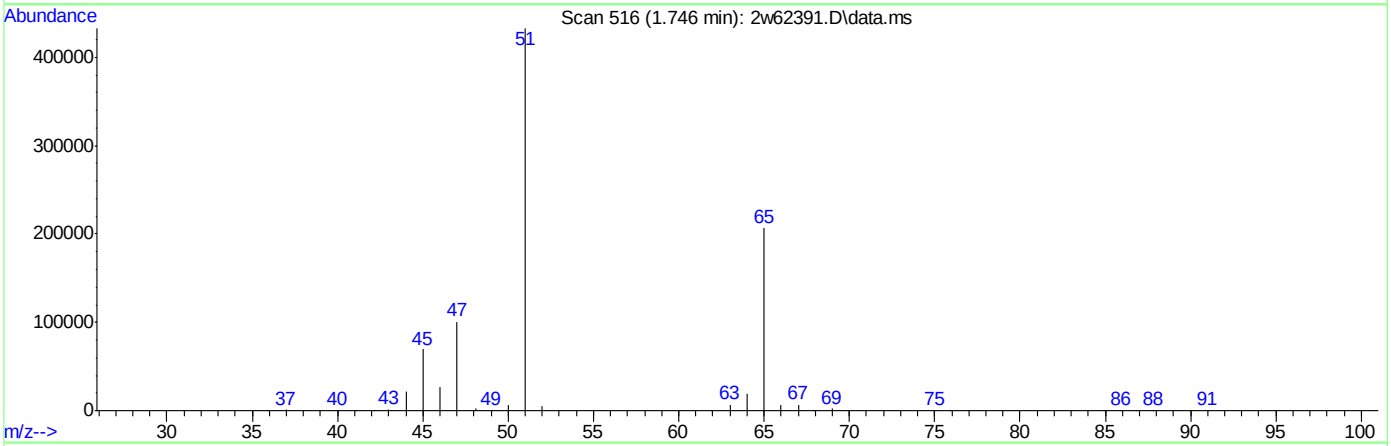

TIC: 2w62391.D\data.ms

(3) FREON 152A (T)

1.746min (+0.000) 40.31PPBV m

response 169328

Ion	Exp%	Act%
65.10	100	100
45.10	0.00	0.00
0.00	0.00	0.00
0.00	0.00	0.00

Quantitation Report (QT Reviewed)

Data Path : C:\msdchem\1\DATA\
Data File : 2w62392.D
Acq On : 14 Dec 2022 10:47 pm
Operator : thomash
Sample : ic2776-50
Misc : MS64821,V2w2776,,,,,1
ALS Vial : 2 Sample Multiplier: 1

Quant Time: Dec 16 16:14:32 2022
Quant Method : C:\msdchem\1\METHODS\M2W2776.M
Quant Title : TO15 by GCMS w/DB-1, 30m X 0.25mm ID X 0.5 um
QLast Update : Fri Dec 16 07:28:46 2022
Response via : Initial Calibration

Compound	R.T.	QIon	Response	Conc	Units		Dev(Min)
Internal Standards							
1) BROMOCHLOROMETHANE	3.438	128	57243	10.00	PPBV		0.00
52) 1,4-DIFLUOROBENZENE	4.765	114	287885	10.00	PPBV		0.00
76) CHLOROBENZENE-D5	10.447	117	267047	10.00	PPBV		0.00
System Monitoring Compounds							
87) 4-BROMOFLUOROBENZENE	13.836	95	206642	9.98	PPBV		0.00
Target Compounds							Qvalue
3) FREON 152A	1.750	65	220378	50.88	PPBV	#	100
4) CHLORODIFLUOROMETHANE	1.762	67	116543	50.60	PPBV		99
5) CHLOROTRIFLUOROETHENE	1.775	116	538385	51.55	PPBV		82
6) DICHLORODIFLUOROMETHANE	1.791	85	1409899	51.02	PPBV		99
7) PROPYLENE	1.772	41	255831	51.32	PPBV		98
8) 1-CHLORO-1,1-DIFLUOROE...	1.833	65	1006807	49.21	PPBV		94
9) FREON 114	1.872	85	1210933	52.04	PPBV		96
10) CHLOROMETHANE	1.840	52	112447	50.02	PPBV		97
11) VINYL CHLORIDE	1.904	62	418270	50.93	PPBV		99
12) 1,3-BUTADIENE	1.946	54	317488	51.63	PPBV		99
13) N-BUTANE	1.965	43	552325	49.89	PPBV		96
14) BROMOMETHANE	2.026	94	408690	51.53	PPBV		99
15) CHLOROETHANE	2.081	64	222765	51.26	PPBV		98
16) DICHLOROFLUOROMETHANE	2.106	67	956739	51.68	PPBV		96
17) ACETONITRILE	2.177	41	322807	50.94	PPBV		99
18) ACROLEIN	2.219	56	188928	52.45	PPBV		98
19) FREON 123	2.235	83	1067354	53.74	PPBV		98
20) FREON 123A	2.254	117	619815	53.36	PPBV		86
21) TRICHLOROFLUOROMETHANE	2.322	101	1361331	51.34	PPBV		99
22) ISOPROPYL ALCOHOL	2.341	45	789430	49.33	PPBV		96
23) ACETONE	2.261	58	222233	52.38	PPBV		98
24) PENTANE	2.441	42	413679	48.84	PPBV		97
25) IODOMETHANE	2.499	142	1273421	51.13	PPBV		96
26) 1,1-DICHLOROETHYLENE	2.528	96	500225	50.62	PPBV		78
27) CARBON DISULFIDE	2.659	76	1540373	52.25	PPBV	#	91
28) ETHANOL	2.110	45	170363	51.80	PPBV		99
29) BROMOETHENE	2.187	106	431992	52.19	PPBV		99
30) ACRYLONITRILE	2.412	52	306026	50.16	PPBV		98
31) METHYLENE CHLORIDE	2.563	84	456882	49.04	PPBV	#	76
32) 3-CHLOROPROPENE	2.605	76	247058	50.62	PPBV	#	60
33) FREON 113	2.659	151	846874	51.33	PPBV		97
34) TRANS-1,2-DICHLOROETHENE	2.897	96	469399	53.01	PPBV		95
35) TERTIARY BUTYL ALCOHOL	2.540	59	1154424	47.43	PPBV	#	89
36) METHYL TERTIARY BUTYL ...	3.013	73	1318863	52.78	PPBV		100
37) TETRAHYDROFURAN	3.730	72	219288	52.20	PPBV		99
38) HEXANE	3.492	57	754342	53.87	PPBV		97
39) VINYL ACETATE	3.052	86	121628	74.43	PPBV		87
40) 1,1-DICHLOROETHANE	2.978	63	784090	52.18	PPBV		99
41) METHYL ETHYL KETONE	3.151	72	224010	52.51	PPBV		95
42) CIS-1,2-DICHLOROETHENE	3.357	96	491778	51.92	PPBV		98
43) DIISOPROPYL ETHER	3.499	59	228303	53.96	PPBV		97

Quantitation Report (QT Reviewed)

Data Path : C:\msdchem\1\DATA\
Data File : 2w62392.D
Acq On : 14 Dec 2022 10:47 pm
Operator : thomash
Sample : ic2776-50
Misc : MS64821,V2w2776,,,,,1
ALS Vial : 2 Sample Multiplier: 1

Quant Time: Dec 16 16:14:32 2022
Quant Method : C:\msdchem\1\METHODS\M2W2776.M
Quant Title : TO15 by GCMS w/DB-1, 30m X 0.25mm ID X 0.5 um
QLast Update : Fri Dec 16 07:28:46 2022
Response via : Initial Calibration

Compound	R.T.	QIon	Response	Conc	Units	Dev(Min)
44) ETHYL ACETATE	3.502	61	158744	53.29	PPBV	91
45) METHYL ACRYLATE	3.489	55	949749	52.66	PPBV #	98
46) CHLOROFORM	3.518	83	1082358	52.77	PPBV	99
47) 2,4-DIMETHYLPENTANE	4.026	57	867207	52.41	PPBV	98
48) 1,1,1-TRICHLOROETHANE	4.110	97	1130219	53.15	PPBV	99
49) CARBON TETRACHLORIDE	4.547	117	1197377	55.42	PPBV	99
50) 1,2-DICHLOROETHANE	3.939	62	745644	51.67	PPBV	99
51) BENZENE	4.431	78	1399378	52.05	PPBV	100
53) CYCLOHEXANE	4.646	84	625371	52.81	PPBV	95
54) 2,3-DIMETHYLPENTANE	4.913	71	314160	53.76	PPBV	94
55) TRICHLOROETHENE	5.360	95	698535	54.40	PPBV	96
56) 1,2-DICHLOROPROPANE	5.122	63	530353	53.24	PPBV	93
57) DIBROMOMETHANE	5.077	174	609724	54.20	PPBV	93
58) ETHYL ACRYLATE	5.245	55	1198911	53.68	PPBV	99
59) BROMODICHLOROMETHANE	5.306	83	1193176	54.52	PPBV	100
60) 2,2,4-TRIMETHYLPENTANE	5.457	57	2359627	52.98	PPBV	99
61) 1,4-DIOXANE	5.370	88	342736	51.47	PPBV	98
62) HEPTANE	5.782	43	794937	52.37	PPBV	97
63) METHYL METHACRYLATE	5.675	69	556263	55.16	PPBV	95
64) METHYL ISOBUTYL KETONE	6.434	58	472693	49.07	PPBV	92
65) CIS-1,3-DICHLOROPROPENE	6.318	75	886903	56.33	PPBV	98
66) TOLUENE	7.553	91	1806900	53.93	PPBV	99
67) 1,3-DICHLOROPROPANE	7.614	76	912757	53.74	PPBV	100
68) TRANS-1,3-DICHLOROPROPENE	7.013	75	863407	58.03	PPBV	99
69) 1,1,2-TRICHLOROETHANE	7.177	83	534219	53.93	PPBV	99
70) 2-HEXANONE	8.138	58	651658	46.48	PPBV	92
71) ETHYL METHACRYLATE	8.270	69	934545	53.37	PPBV	97
72) TETRACHLOROETHENE	9.312	164	701665	54.65	PPBV	96
73) DIBROMOCHLOROMETHANE	8.097	129	1211332	57.50	PPBV	99
74) 1,2-DIBROMOETHANE	8.450	107	1035011	54.40	PPBV	99
75) OCTANE	9.457	43	1120551	52.51	PPBV	98
77) 1,1,1,2-TETRACHLOROETHANE	10.547	131	825604	55.00	PPBV	94
78) CHLOROBENZENE	10.537	112	1496029	52.93	PPBV	98
79) ETHYLBENZENE	11.424	91	2481841	52.05	PPBV	99
80) M,P-XYLENE	11.862	91	3946317	105.24	PPBV	96
81) O-XYLENE	12.804	91	2028805	53.81	PPBV	96
82) STYRENE	12.582	104	1546195	54.40	PPBV	97
83) NONANE	13.923	43	1197072	51.04	PPBV	96
84) BROMOFORM	11.669	173	1168994	58.58	PPBV	99
85) 1,1,2,2-TETRACHLOROETHANE	12.813	83	1480819	52.95	PPBV	100
86) 1,2,3-TRICHLOROPROPANE	13.100	75	1125862	52.73	PPBV #	100
88) ISOPROPYLBENZENE	14.325	120	769599	53.99	PPBV	94
89) BROMOBENZENE	14.196	77	1429756	53.18	PPBV	87
90) 2-CHLOROTOLUENE	15.331	126	686012	53.56	PPBV	100
91) N-PROPYLBENZENE	15.669	120	805189	54.14	PPBV	100
92) 4-ETHYLTOLUENE	16.074	105	3064376	56.22	PPBV	98
93) 1,3,5-TRIMETHYLBENZENE	16.244	105	2655609	57.01	PPBV	98
94) ALPHA-METHYLSTYRENE	16.456	118	1388919	57.70	PPBV	99
95) TERT-BUTYLBENZENE	16.723	134	636138	57.54	PPBV	93
96) 1,2,4-TRIMETHYLBENZENE	16.733	105	2921128	59.01	PPBV	95

Quantitation Report (QT Reviewed)

Data Path : C:\msdchem\1\DATA\
Data File : 2w62392.D
Acq On : 14 Dec 2022 10:47 pm
Operator : thomash
Sample : ic2776-50
Misc : MS64821,V2w2776,,,,,1
ALS Vial : 2 Sample Multiplier: 1

Quant Time: Dec 16 16:14:32 2022
Quant Method : C:\msdchem\1\METHODS\M2W2776.M
Quant Title : TO15 by GCMS w/DB-1, 30m X 0.25mm ID X 0.5 um
QLast Update : Fri Dec 16 07:28:46 2022
Response via : Initial Calibration

	Compound	R.T.	QIon	Response	Conc	Units	Dev(Min)
98)	M-DICHLOROBENZENE	16.791	146	1755247	57.99	PPBV	97
99)	P-DICHLOROBENZENE	16.874	146	1874947	60.56	PPBV	97
100)	O-DICHLOROBENZENE	17.173	146	1766426	59.07	PPBV	97
101)	SEC-BUTYLBENZENE	17.006	134	802501	56.13	PPBV	94
102)	1,2,3-TRIMETHYLBENZENE	17.119	105	2832589	57.75	PPBV	98
103)	P-ISOPROPYLTOLUENE	17.186	134	924979	58.39	PPBV	94
104)	N-BUTYLBENZENE	17.537	134	908331	59.26	PPBV	99
106)	HEXACHLOROBUTADIENE	18.758	225	1964300	64.41	PPBV	99
107)	1,2,4-TRICHLOROBENZENE	18.453	180	2395172	72.55	PPBV	99
108)	NAPHTHALENE	18.504	128	7055572	82.31	PPBV	97

(#) = qualifier out of range (m) = manual integration (+) = signals summed

Quantitation Report (QT Reviewed)

Data Path : C:\msdchem\1\DATA\
Data File : 2w62392.D
Acq On : 14 Dec 2022 10:47 pm
Operator : thomash
Sample : ic2776-50
Misc : MS64821,V2w2776,,,,,1
ALS Vial : 2 Sample Multiplier: 1

Quant Time: Dec 16 16:14:32 2022
Quant Method : C:\msdchem\1\METHODS\M2W2776.M
Quant Title : TO15 by GCMS w/DB-1, 30m X 0.25mm ID X 0.5 um
QLast Update : Fri Dec 16 07:28:46 2022
Response via : Initial Calibration

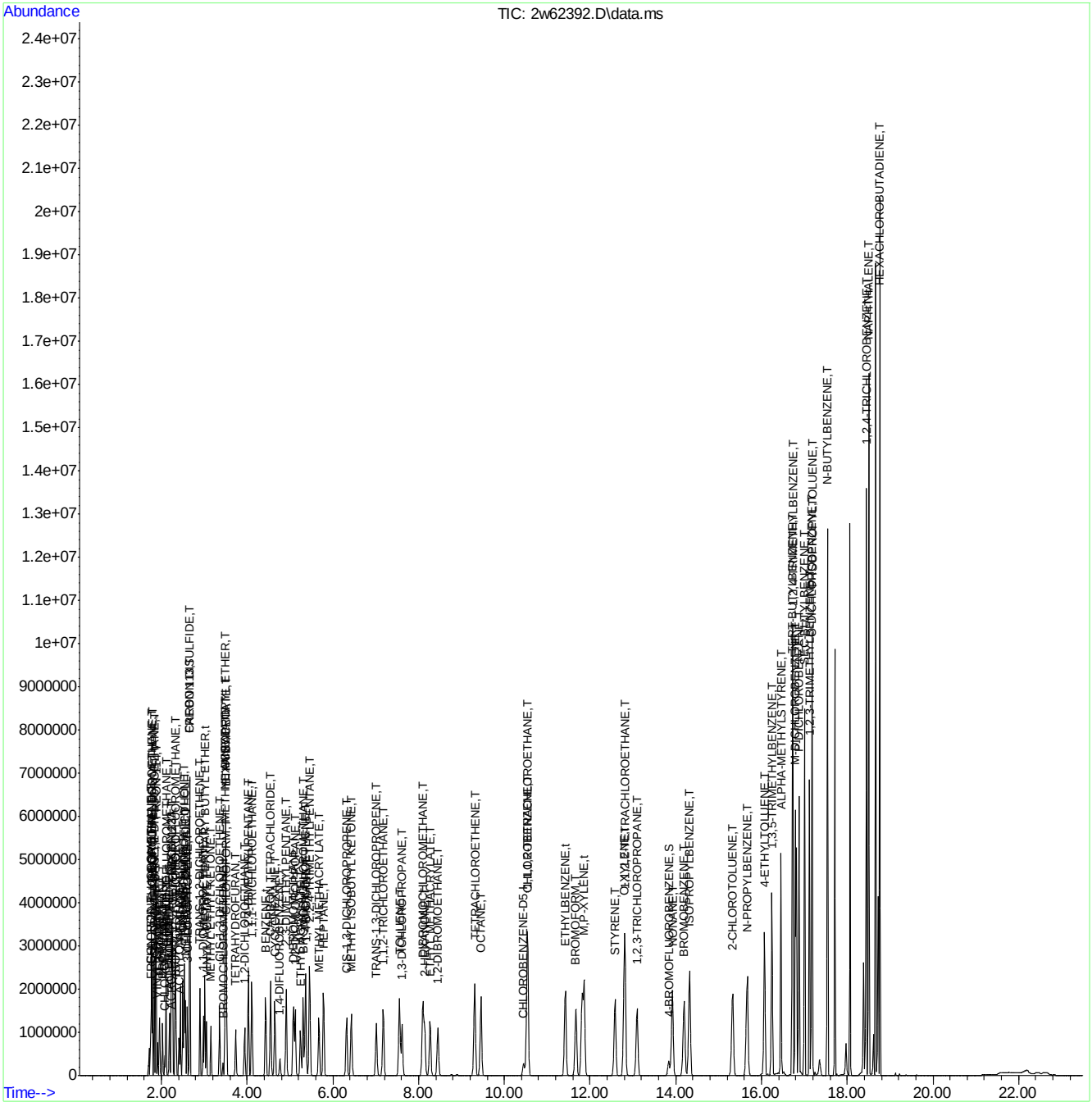

Quantitation Report (QT Reviewed)

Data Path : C:\msdchem\1\DATA\
Data File : 2w62395.D
Acq On : 15 Dec 2022 12:22 am
Operator : thomash
Sample : icv2776-10
Misc : MS64821,V2w2776,,,,,1
ALS Vial : 5 Sample Multiplier: 1

Quant Time: Dec 19 08:04:28 2022
Quant Method : C:\msdchem\1\METHODS\M2W2776.M
Quant Title : TO15 by GCMS w/DB-1, 30m X 0.25mm ID X 0.5 um
QLast Update : Mon Dec 19 08:01:03 2022
Response via : Initial Calibration

Compound	R.T.	QIon	Response	Conc	Units		Dev(Min)
Internal Standards							
1) BROMOCHLOROMETHANE	3.438	128	52695	10.00	PPBV		0.00
52) 1,4-DIFLUOROBENZENE	4.765	114	265948	10.00	PPBV		0.00
76) CHLOROBENZENE-D5	10.447	117	239999	10.00	PPBV		0.00
System Monitoring Compounds							
87) 4-BROMOFLUOROBENZENE	13.833	95	186644	10.07	PPBV		0.00
Target Compounds							Qvalue
3) FREON 152A	1.750	65	43487	10.92	PPBV	#	100
4) CHLORODIFLUOROMETHANE	1.762	67	22457	10.65	PPBV		99
5) CHLOROTRIFLUOROETHENE	1.775	116	105718	10.55	PPBV		84
6) DICHLORODIFLUOROMETHANE	1.791	85	273806	10.45	PPBV		99
7) PROPYLENE	1.772	41	51540	10.59	PPBV		98
8) 1-CHLORO-1,1-DIFLUOROE...	1.833	65	204806	10.63	PPBV		95
9) FREON 114	1.872	85	232966	10.67	PPBV		96
10) CHLOROMETHANE	1.840	52	22204	10.29	PPBV		98
11) VINYL CHLORIDE	1.907	62	81524	10.35	PPBV		99
12) 1,3-BUTADIENE	1.949	54	61009	10.15	PPBV		96
13) N-BUTANE	1.965	43	106559	9.86	PPBV		96
14) BROMOMETHANE	2.026	94	78279	10.16	PPBV		99
15) CHLOROETHANE	2.081	64	42898	10.49	PPBV		97
16) DICHLOROFLUOROMETHANE	2.106	67	178389	10.18	PPBV		96
17) ACETONITRILE	2.180	41	61001	9.79	PPBV		100
18) ACROLEIN	2.222	56	32351	9.23	PPBV		98
19) FREON 123	2.235	83	202573	10.54	PPBV		98
20) FREON 123A	2.254	117	126531	11.03	PPBV		86
21) TRICHLOROFLUOROMETHANE	2.322	101	263768	10.54	PPBV		99
22) ISOPROPYL ALCOHOL	2.348	45	158564	9.92	PPBV		98
23) ACETONE	2.264	58	44143	9.86	PPBV		97
24) PENTANE	2.441	42	82644	9.86	PPBV		98
25) IODOMETHANE	2.499	142	245976	10.70	PPBV		94
26) 1,1-DICHLOROETHYLENE	2.528	96	98083	10.34	PPBV		80
27) CARBON DISULFIDE	2.663	76	269937	10.12	PPBV	#	93
28) ETHANOL	2.113	45	38812	10.33	PPBV		98
29) BROMOETHENE	2.187	106	82583	10.52	PPBV		98
30) ACRYLONITRILE	2.412	52	58805	10.19	PPBV		98
31) METHYLENE CHLORIDE	2.563	84	89655	8.97	PPBV	#	77
32) 3-CHLOROPROPENE	2.605	76	48701	10.48	PPBV	#	65
33) FREON 113	2.659	151	157949	10.24	PPBV		96
34) TRANS-1,2-DICHLOROETHENE	2.901	96	87840	10.40	PPBV		96
35) TERTIARY BUTYL ALCOHOL	2.553	59	219125	9.15	PPBV	#	91
36) METHYL TERTIARY BUTYL ...	3.016	73	251285	10.50	PPBV		99
37) TETRAHYDROFURAN	3.740	72	42117	11.01	PPBV		96
38) HEXANE	3.492	57	146114	10.37	PPBV		93
39) VINYL ACETATE	3.055	86	15350	8.25	PPBV		97
40) 1,1-DICHLOROETHANE	2.978	63	153947	10.92	PPBV		99
41) METHYL ETHYL KETONE	3.155	72	44075	10.90	PPBV		99
42) CIS-1,2-DICHLOROETHENE	3.360	96	95170	10.93	PPBV		99
43) DIISOPROPYL ETHER	3.499	59	42339	10.36	PPBV		87

Quantitation Report (QT Reviewed)

Data Path : C:\msdchem\1\DATA\
Data File : 2w62395.D
Acq On : 15 Dec 2022 12:22 am
Operator : thomash
Sample : icv2776-10
Misc : MS64821,V2w2776,,,,,1
ALS Vial : 5 Sample Multiplier: 1

Quant Time: Dec 19 08:04:28 2022
Quant Method : C:\msdchem\1\METHODS\M2W2776.M
Quant Title : TO15 by GCMS w/DB-1, 30m X 0.25mm ID X 0.5 um
QLast Update : Mon Dec 19 08:01:03 2022
Response via : Initial Calibration

Compound	R.T.	QIon	Response	Conc	Units	Dev(Min)
44) ETHYL ACETATE	3.505	61	30267	10.67	PPBV	77
45) METHYL ACRYLATE	3.489	55	177903	10.74	PPBV #	98
46) CHLOROFORM	3.515	83	200994	10.65	PPBV	100
47) 2,4-DIMETHYLPENTANE	4.029	57	168340	10.72	PPBV	98
48) 1,1,1-TRICHLOROETHANE	4.110	97	211774	10.88	PPBV	99
49) CARBON TETRACHLORIDE	4.547	117	217409	11.41	PPBV	99
50) 1,2-DICHLOROETHANE	3.939	62	145546	10.73	PPBV	99
51) BENZENE	4.431	78	268884	9.90	PPBV	99
53) CYCLOHEXANE	4.647	84	120707	10.85	PPBV	97
54) 2,3-DIMETHYLPENTANE	4.910	71	60378	10.87	PPBV	97
55) TRICHLOROETHENE	5.357	95	130612	10.91	PPBV	96
56) 1,2-DICHLOROPROPANE	5.119	63	101415	10.97	PPBV	93
57) DIBROMOMETHANE	5.077	174	114164	10.44	PPBV	92
58) ETHYL ACRYLATE	5.241	55	226659	11.40	PPBV	99
59) BROMODICHLOROMETHANE	5.302	83	221450	11.44	PPBV	99
60) 2,2,4-TRIMETHYLPENTANE	5.454	57	459518	10.92	PPBV	99
61) 1,4-DIOXANE	5.383	88	77556	12.03	PPBV	99
62) HEPTANE	5.778	43	157470	10.76	PPBV	95
63) METHYL METHACRYLATE	5.675	69	102542	10.86	PPBV	91
64) METHYL ISOBUTYL KETONE	6.441	58	100153	10.91	PPBV	90
65) CIS-1,3-DICHLOROPROPENE	6.315	75	172902	11.88	PPBV	95
66) TOLUENE	7.550	91	343359	10.25	PPBV	99
67) 1,3-DICHLOROPROPANE	7.605	76	170522	10.83	PPBV	100
68) TRANS-1,3-DICHLOROPROPENE	7.010	75	153118	11.46	PPBV	96
69) 1,1,2-TRICHLOROETHANE	7.171	83	100348	10.73	PPBV	100
70) 2-HEXANONE	8.151	58	148138	10.67	PPBV	89
71) ETHYL METHACRYLATE	8.264	69	178885	11.22	PPBV	95
72) TETRACHLOROETHENE	9.302	164	129607	10.98	PPBV	96
73) DIBROMOCHLOROMETHANE	8.093	129	214721	11.68	PPBV	100
74) 1,2-DIBROMOETHANE	8.441	107	195319	11.10	PPBV	99
75) OCTANE	9.450	43	220827	10.70	PPBV	96
77) 1,1,1,2-TETRACHLOROETHANE	10.534	131	150079	11.39	PPBV	93
78) CHLOROBENZENE	10.524	112	284193	11.10	PPBV	96
79) ETHYLBENZENE	11.415	91	471010	10.11	PPBV	99
80) M,P-XYLENE	11.852	91	750049	20.63	PPBV	98
81) O-XYLENE	12.791	91	379797	10.14	PPBV	94
82) STYRENE	12.569	104	282956	11.11	PPBV	96
83) NONANE	13.910	43	235036	11.06	PPBV	95
84) BROMOFORM	11.659	173	199857	12.02	PPBV	99
85) 1,1,2,2-TETRACHLOROETHANE	12.797	83	276831	11.38	PPBV	100
86) 1,2,3-TRICHLOROPROPANE	13.087	75	210904	10.97	PPBV	100
88) ISOPROPYLBENZENE	14.309	120	142905	11.03	PPBV	92
89) BROMOBENZENE	14.180	77	265600	11.22	PPBV	86
90) 2-CHLOROTOLUENE	15.321	126	125796	10.95	PPBV	99
91) N-PROPYLBENZENE	15.656	120	145533	10.87	PPBV	100
92) 4-ETHYLTOLUENE	16.064	105	558277	11.70	PPBV	99
93) 1,3,5-TRIMETHYLBENZENE	16.238	105	473275	11.45	PPBV	97
94) ALPHA-METHYLSTYRENE	16.450	118	224853	11.14	PPBV	98
95) TERT-BUTYLBENZENE	16.714	134	109039	10.88	PPBV	93
96) 1,2,4-TRIMETHYLBENZENE	16.723	105	493267	11.13	PPBV	96

Quantitation Report (QT Reviewed)

Data Path : C:\msdchem\1\DATA\
Data File : 2w62395.D
Acq On : 15 Dec 2022 12:22 am
Operator : thomash
Sample : icv2776-10
Misc : MS64821,V2w2776,,,,,1
ALS Vial : 5 Sample Multiplier: 1

Quant Time: Dec 19 08:04:28 2022
Quant Method : C:\msdchem\1\METHODS\M2W2776.M
Quant Title : TO15 by GCMS w/DB-1, 30m X 0.25mm ID X 0.5 um
QLast Update : Mon Dec 19 08:01:03 2022
Response via : Initial Calibration

	Compound	R.T.	QIon	Response	Conc	Units	Dev(Min)
97)	BENZYL CHLORIDE	16.807	91	406358	11.21	PPBV	99
98)	M-DICHLOROBENZENE	16.781	146	301410	11.31	PPBV	97
99)	P-DICHLOROBENZENE	16.865	146	305098	11.22	PPBV	97
100)	O-DICHLOROBENZENE	17.164	146	298781	11.33	PPBV	97
101)	SEC-BUTYLBENZENE	16.997	134	137939	10.81	PPBV	93
102)	1,2,3-TRIMETHYLBENZENE	17.112	105	485263	11.17	PPBV	98
103)	P-ISOPROPYLTOLUENE	17.180	134	156244	11.13	PPBV	93
104)	N-BUTYLBENZENE	17.530	134	152587	11.31	PPBV	94
105)	HEXACHLOROETHANE	17.707	117	191458	11.80	PPBV	98
106)	HEXACHLOROBUTADIENE	18.755	225	257967	10.55	PPBV	99
107)	1,2,4-TRICHLOROBENZENE	18.447	180	315882	10.62	PPBV	99
108)	NAPHTHALENE	18.492	128	796318	10.04	PPBV	100

(#) = qualifier out of range (m) = manual integration (+) = signals summed

Quantitation Report (QT Reviewed)

Data Path : C:\msdchem\1\DATA\
Data File : 2w62395.D
Acq On : 15 Dec 2022 12:22 am
Operator : thomash
Sample : icv2776-10
Misc : MS64821,V2w2776,,,,,1
ALS Vial : 5 Sample Multiplier: 1

Quant Time: Dec 19 08:04:28 2022
Quant Method : C:\msdchem\1\METHODS\M2W2776.M
Quant Title : TO15 by GCMS w/DB-1, 30m X 0.25mm ID X 0.5 um
QLast Update : Mon Dec 19 08:01:03 2022
Response via : Initial Calibration

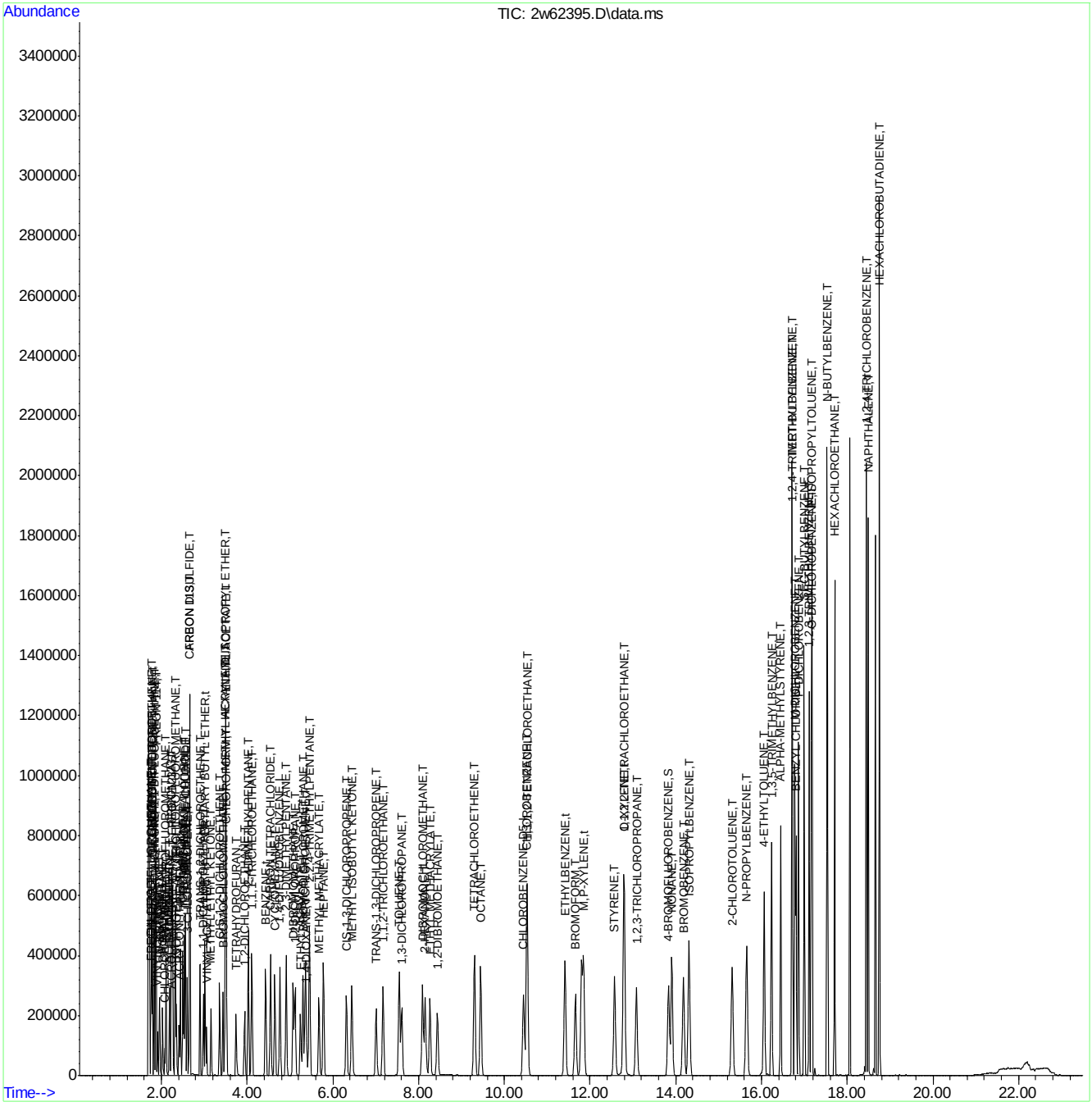

Manual Integrations APPROVED (compounds with "m" flag)
Kanya Veerawat 01/25/23 15:30

Quantitation Report (QT Reviewed)

Data Path : C:\msdchem\1\DATA\
Data File : 2w62992.D
Acq On : 24 Jan 2023 10:36 am
Operator : thomash
Sample : cc2776-10
Misc : MS65783,V2w2802,,,,,1
ALS Vial : 2 Sample Multiplier: 1

Quant Time: Jan 25 13:59:09 2023
Quant Method : C:\msdchem\1\METHODS\M2W2776.M
Quant Title : TO15 by GCMS w/DB-1, 30m X 0.25mm ID X 0.5 um
QLast Update : Mon Dec 19 08:01:03 2022
Response via : Initial Calibration

Compound	R.T.	QIon	Response	Conc	Units		Dev(Min)
Internal Standards							
1) BROMOCHLOROMETHANE	3.441	128	47638	10.00	PPBV		0.00
52) 1,4-DIFLUOROBENZENE	4.766	114	246419	10.00	PPBV		0.00
76) CHLOROBENZENE-D5	10.444	117	242806	10.00	PPBV		0.00
System Monitoring Compounds							
87) 4-BROMOFLUOROBENZENE	13.830	95	178616	9.52	PPBV		0.00
Target Compounds							Qvalue
3) FREON 152A	1.750	65	38947m	10.81	PPBV		
4) CHLORODIFLUOROMETHANE	1.766	67	19151	10.04	PPBV		99
5) CHLOROTRIFLUOROETHENE	1.776	116	92753	10.24	PPBV		92
6) DICHLORODIFLUOROMETHANE	1.795	85	198919	8.40	PPBV		99
7) PROPYLENE	1.776	41	51924	11.80	PPBV		98
8) 1-CHLORO-1,1-DIFLUOROE...	1.837	65	137497	7.89	PPBV		96
9) FREON 114	1.872	85	170343	8.63	PPBV		98
10) CHLOROMETHANE	1.843	52	20615	10.57	PPBV		99
11) VINYL CHLORIDE	1.908	62	71041	9.98	PPBV		99
12) 1,3-BUTADIENE	1.949	54	56982	10.49	PPBV		95
13) N-BUTANE	1.965	43	98445	10.08	PPBV		95
14) BROMOMETHANE	2.030	94	62073	8.91	PPBV		99
15) CHLOROETHANE	2.084	64	36705	9.93	PPBV		96
16) DICHLOROFLUOROMETHANE	2.110	67	147153	9.29	PPBV		96
17) ACETONITRILE	2.184	41	59924	10.64	PPBV		98
18) ACROLEIN	2.226	56	34232	10.80	PPBV		98
19) FREON 123	2.239	83	152593	8.78	PPBV		98
20) FREON 123A	2.258	117	89411	8.62	PPBV		92
21) TRICHLOROFLUOROMETHANE	2.329	101	177331	7.84	PPBV		99
22) ISOPROPYL ALCOHOL	2.354	45	136344	9.43	PPBV		94
23) ACETONE	2.271	58	37981	9.38	PPBV		93
24) PENTANE	2.444	42	71352	9.42	PPBV		91
25) IODOMETHANE	2.502	142	169662	8.16	PPBV		100
26) 1,1-DICHLOROETHYLENE	2.531	96	70367	8.21	PPBV		80
27) CARBON DISULFIDE	2.663	76	211260	8.76	PPBV	#	91
28) ETHANOL	2.120	45	31187	9.18	PPBV		99
29) BROMOETHENE	2.190	106	63204	8.91	PPBV		98
30) ACRYLONITRILE	2.416	52	54334	10.41	PPBV		99
31) METHYLENE CHLORIDE	2.567	84	64641	7.16	PPBV		84
32) 3-CHLOROPROPENE	2.608	76	33527	7.98	PPBV	#	76
33) FREON 113	2.663	151	107741	7.72	PPBV		96
34) TRANS-1,2-DICHLOROETHENE	2.901	96	76362	10.01	PPBV		95
35) TERTIARY BUTYL ALCOHOL	2.560	59	164151	7.58	PPBV	#	96
36) METHYL TERTIARY BUTYL ...	3.020	73	189687	8.77	PPBV		99
37) TETRAHYDROFURAN	3.743	72	36155	10.45	PPBV		92
38) HEXANE	3.493	57	132356	10.39	PPBV		95
39) VINYL ACETATE	3.055	86	16315	9.70	PPBV		86
40) 1,1-DICHLOROETHANE	2.981	63	126997	9.97	PPBV		99
41) METHYL ETHYL KETONE	3.158	72	36319	9.94	PPBV		94
42) CIS-1,2-DICHLOROETHENE	3.361	96	79098	10.05	PPBV		98
43) DIISOPROPYL ETHER	3.502	59	38542	10.43	PPBV		88

Quantitation Report (QT Reviewed)

Data Path : C:\msdchem\1\DATA\
Data File : 2w62992.D
Acq On : 24 Jan 2023 10:36 am
Operator : thomash
Sample : cc2776-10
Misc : MS65783,V2w2802,,,,,1
ALS Vial : 2 Sample Multiplier: 1

Quant Time: Jan 25 13:59:09 2023
Quant Method : C:\msdchem\1\METHODS\M2W2776.M
Quant Title : TO15 by GCMS w/DB-1, 30m X 0.25mm ID X 0.5 um
QLast Update : Mon Dec 19 08:01:03 2022
Response via : Initial Calibration

Compound	R.T.	QIon	Response	Conc	Units	Dev(Min)
44) ETHYL ACETATE	3.509	61	26518	10.35	PPBV	88
45) METHYL ACRYLATE	3.489	55	159647	10.66	PPBV #	100
46) CHLOROFORM	3.515	83	157870	9.26	PPBV	98
47) 2,4-DIMETHYLPENTANE	4.030	57	153158	10.79	PPBV	99
48) 1,1,1-TRICHLOROETHANE	4.110	97	159064	9.04	PPBV	99
49) CARBON TETRACHLORIDE	4.547	117	167718	9.74	PPBV	99
50) 1,2-DICHLOROETHANE	3.940	62	106106	8.65	PPBV	100
51) BENZENE	4.432	78	226427	9.22	PPBV	99
53) CYCLOHEXANE	4.647	84	99421	9.64	PPBV	93
54) 2,3-DIMETHYLPENTANE	4.911	71	51813	10.07	PPBV	98
55) TRICHLOROETHENE	5.358	95	105586	9.52	PPBV	98
56) 1,2-DICHLOROPROPANE	5.116	63	88240	10.31	PPBV	99
57) DIBROMOMETHANE	5.075	174	87993	8.69	PPBV	92
58) ETHYL ACRYLATE	5.245	55	197531	10.73	PPBV	99
59) BROMODICHLOROMETHANE	5.300	83	173186	9.65	PPBV	99
60) 2,2,4-TRIMETHYLPENTANE	5.454	57	416960	10.70	PPBV	99
61) 1,4-DIOXANE	5.383	88	56335	9.43	PPBV	98
62) HEPTANE	5.779	43	139400	10.28	PPBV	94
63) METHYL METHACRYLATE	5.676	69	88260	10.09	PPBV	94
64) METHYL ISOBUTYL KETONE	6.444	58	88928	10.46	PPBV	96
65) CIS-1,3-DICHLOROPROPENE	6.316	75	126886	9.41	PPBV	95
66) TOLUENE	7.547	91	291049	9.38	PPBV	99
67) 1,3-DICHLOROPROPANE	7.605	76	139577	9.57	PPBV	99
68) TRANS-1,3-DICHLOROPROPENE	7.007	75	111255	8.99	PPBV	95
69) 1,1,2-TRICHLOROETHANE	7.168	83	83239	9.60	PPBV	98
70) 2-HEXANONE	8.152	58	137814	10.72	PPBV	98
71) ETHYL METHACRYLATE	8.264	69	151175	10.23	PPBV	97
72) TETRACHLOROETHENE	9.300	164	105059	9.61	PPBV	92
73) DIBROMOCHLOROMETHANE	8.087	129	182312	10.70	PPBV	100
74) 1,2-DIBROMOETHANE	8.438	107	155894	9.56	PPBV	99
75) OCTANE	9.447	43	195691	10.23	PPBV	93
77) 1,1,1,2-TETRACHLOROETHANE	10.534	131	122873	9.21	PPBV	99
78) CHLOROBENZENE	10.521	112	241961	9.34	PPBV	99
79) ETHYLBENZENE	11.412	91	398280	8.45	PPBV	98
80) M,P-XYLENE	11.846	91	611539	16.63	PPBV	96
81) O-XYLENE	12.785	91	313875	8.28	PPBV	96
82) STYRENE	12.569	104	239461	9.29	PPBV	99
83) NONANE	13.904	43	210058	9.77	PPBV	95
84) BROMOFORM	11.653	173	155959	9.27	PPBV #	99
85) 1,1,2,2-TETRACHLOROETHANE	12.795	83	225186	9.15	PPBV	100
86) 1,2,3-TRICHLOROPROPANE	13.081	75	169695	8.72	PPBV #	100
88) ISOPROPYLBENZENE	14.309	120	119511	9.12	PPBV	99
89) BROMOBENZENE	14.174	77	211638	8.84	PPBV	91
90) 2-CHLOROTOLUENE	15.315	126	107643	9.26	PPBV	99
91) N-PROPYLBENZENE	15.650	120	127508	9.41	PPBV	100
92) 4-ETHYLTOLUENE	16.065	105	460334	9.54	PPBV	99
93) 1,3,5-TRIMETHYLBENZENE	16.235	105	380934	9.11	PPBV	99
94) ALPHA-METHYLSTYRENE	16.447	118	208010	10.19	PPBV	99
95) TERT-BUTYLBENZENE	16.714	134	91620	9.03	PPBV	88
96) 1,2,4-TRIMETHYLBENZENE	16.720	105	410134	9.15	PPBV	99

Quantitation Report (QT Reviewed)

Data Path : C:\msdchem\1\DATA\
Data File : 2w62992.D
Acq On : 24 Jan 2023 10:36 am
Operator : thomash
Sample : cc2776-10
Misc : MS65783,V2w2802,,,,,1
ALS Vial : 2 Sample Multiplier: 1

Quant Time: Jan 25 13:59:09 2023
Quant Method : C:\msdchem\1\METHODS\M2W2776.M
Quant Title : TO15 by GCMS w/DB-1, 30m X 0.25mm ID X 0.5 um
QLast Update : Mon Dec 19 08:01:03 2022
Response via : Initial Calibration

	Compound	R.T.	QIon	Response	Conc	Units	Dev(Min)
97)	BENZYL CHLORIDE	16.807	91	318273	8.68	PPBV #	93
98)	M-DICHLOROBENZENE	16.782	146	257012	9.53	PPBV	98
99)	P-DICHLOROBENZENE	16.865	146	261905	9.52	PPBV	98
100)	O-DICHLOROBENZENE	17.164	146	249378	9.35	PPBV	98
101)	SEC-BUTYLBENZENE	17.000	134	116214	9.00	PPBV	95
102)	1,2,3-TRIMETHYLBENZENE	17.113	105	399840	9.10	PPBV	100
103)	P-ISOPROPYLTOLUENE	17.183	134	129932	9.15	PPBV	90
104)	N-BUTYLBENZENE	17.531	134	127390	9.34	PPBV	93
105)	HEXACHLOROETHANE	17.711	117	159897	9.74	PPBV #	55
106)	HEXACHLOROBUTADIENE	18.759	225	174918	7.07	PPBV	99
107)	1,2,4-TRICHLOROBENZENE	18.450	180	481945	16.01	PPBV	98
108)	NAPHTHALENE	18.499	128	703064	8.77	PPBV	100

(#) = qualifier out of range (m) = manual integration (+) = signals summed

Quantitation Report (QT Reviewed)

Data Path : C:\msdchem\1\DATA\
Data File : 2w62992.D
Acq On : 24 Jan 2023 10:36 am
Operator : thomash
Sample : cc2776-10
Misc : MS65783,V2w2802,,,,,1
ALS Vial : 2 Sample Multiplier: 1

Quant Time: Jan 25 13:59:09 2023
Quant Method : C:\msdchem\1\METHODS\M2W2776.M
Quant Title : TO15 by GCMS w/DB-1, 30m X 0.25mm ID X 0.5 um
QLast Update : Mon Dec 19 08:01:03 2022
Response via : Initial Calibration

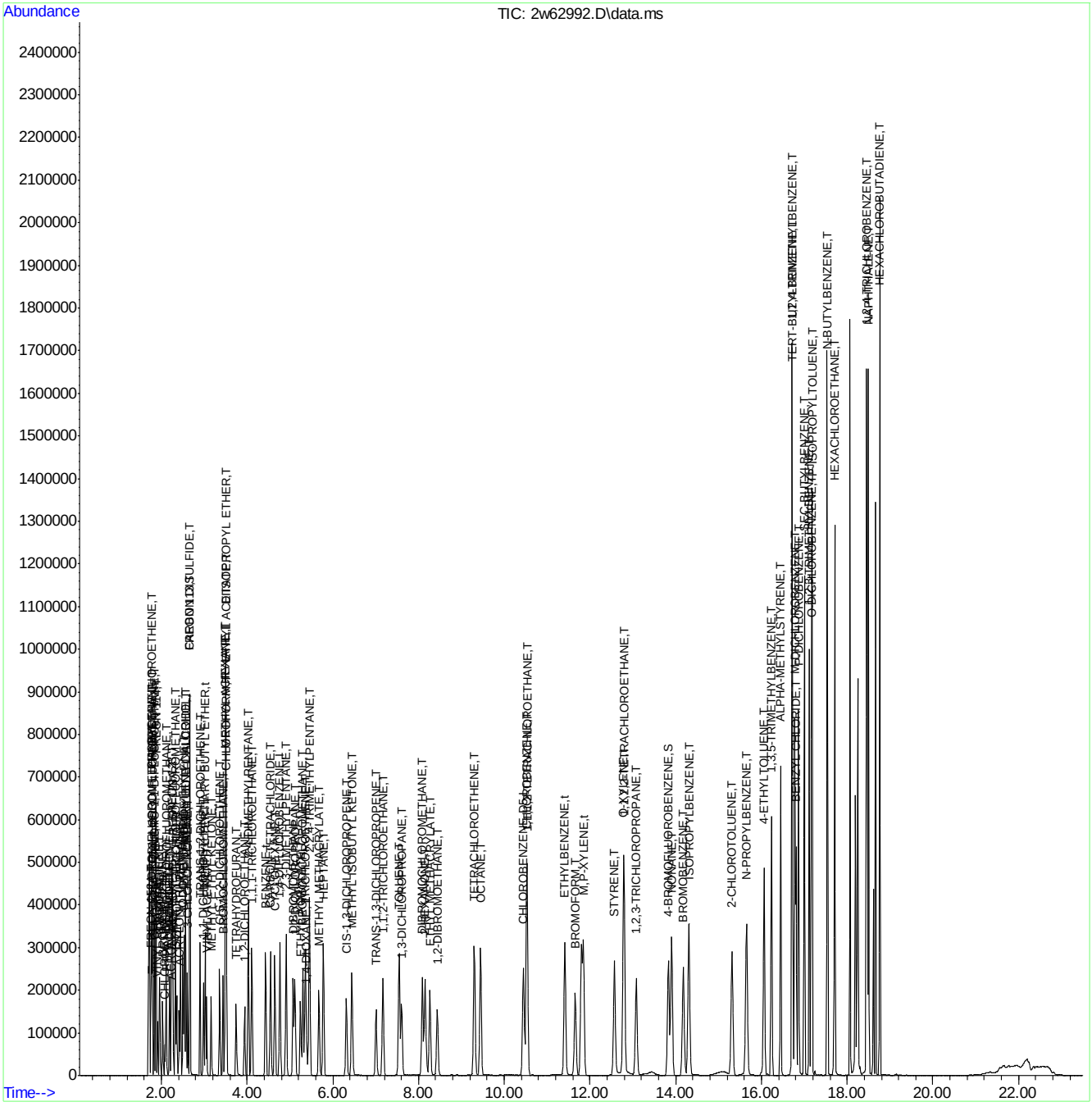

Manual Integration Approval Summary

Sample Number:	V2W2802-CC2776	**Method:**	TO-15
Lab FileID:	2W62992.D	**Analyst approved:**	01/25/23 14:06 Thomas Hilbig
Injection Time:	01/24/23 10:36	**Supervisor approved:**	01/25/23 15:30 Kanya Veerawat

Parameter	CAS	Sig#	R.T. (min.)	Reason
Freon 152A	75-37-6		1.75	Missed peak

Quantitation Report (Qedit)

Data Path : C:\msdchem\1\DATA\
Data File : 2w62992.D
Acq On : 24 Jan 2023 10:36 am
Operator : thomash
Sample : cc2776-10
Misc : MS65783,V2w2802,,,,,1
ALS Vial : 2 Sample Multiplier: 1

Quant Time: Jan 24 11:01:01 2023
Quant Method : C:\msdchem\1\METHODS\M2W2776.M
Quant Title : TO15 by GCMS w/DB-1, 30m X 0.25mm ID X 0.5 um
QLast Update : Mon Dec 19 08:01:03 2022
Response via : Initial Calibration

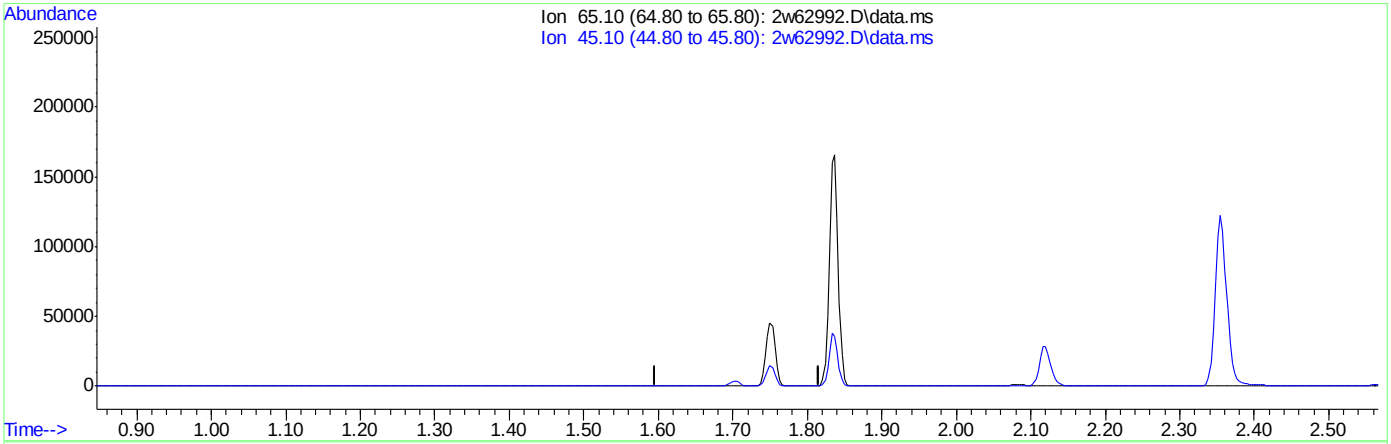

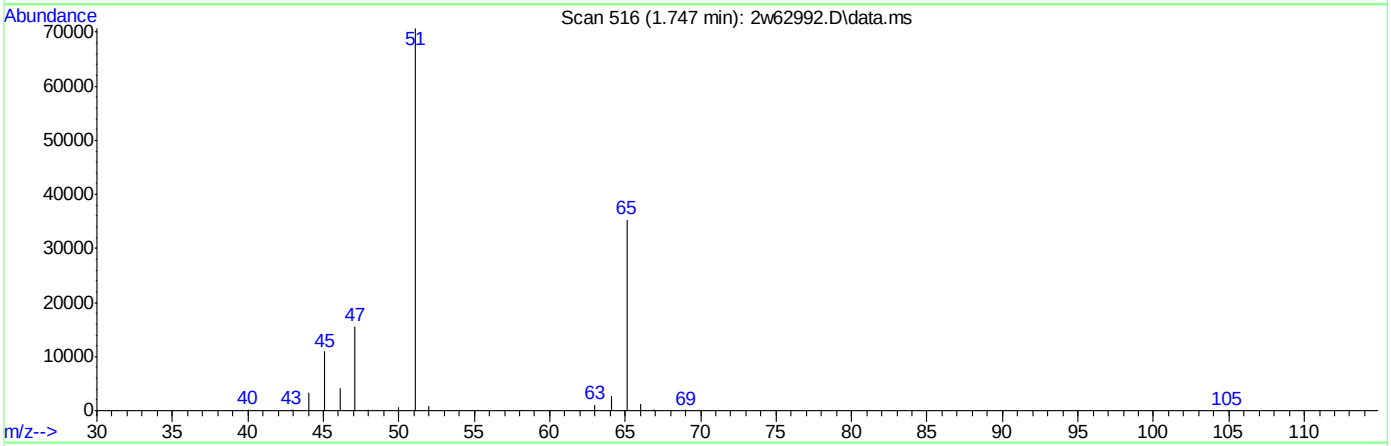

TIC: 2w62992.D\data.ms

(3) FREON 152A (T)

1.746min (-1.746) 0.00PPBV

response 0

Ion	Exp%	Act%
65.10	100	0.00
45.10	0.00	0.00
0.00	0.00	0.00
0.00	0.00	0.00

Quantitation Report (Qedit)

Data Path : C:\msdchem\1\DATA\
Data File : 2w62992.D
Acq On : 24 Jan 2023 10:36 am
Operator : thomash
Sample : cc2776-10
Misc : MS65783,V2w2802,,,,,1
ALS Vial : 2 Sample Multiplier: 1

Quant Time: Jan 24 11:01:01 2023
Quant Method : C:\msdchem\1\METHODS\M2W2776.M
Quant Title : TO15 by GCMS w/DB-1, 30m X 0.25mm ID X 0.5 um
QLast Update : Mon Dec 19 08:01:03 2022
Response via : Initial Calibration

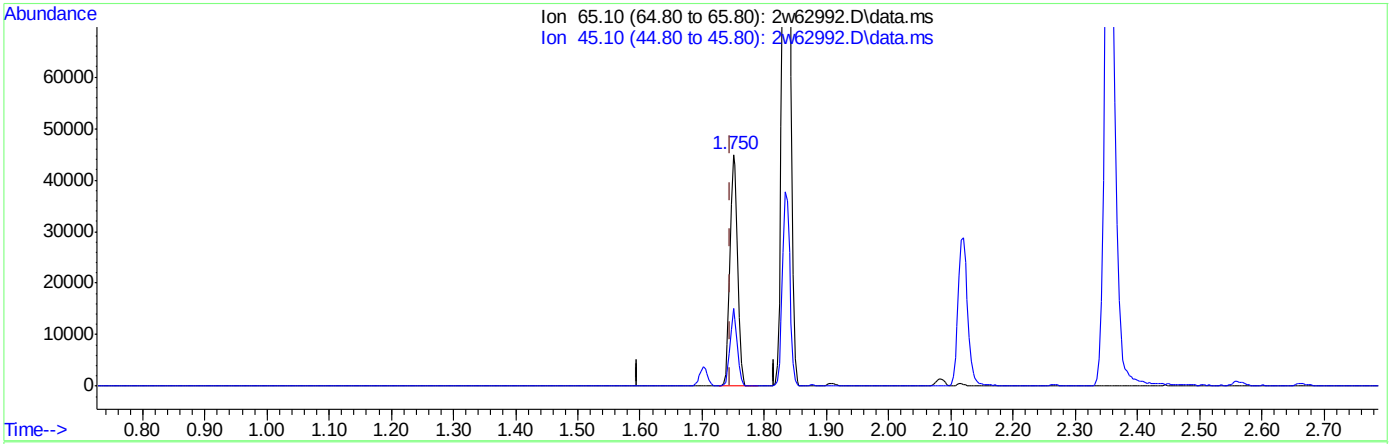

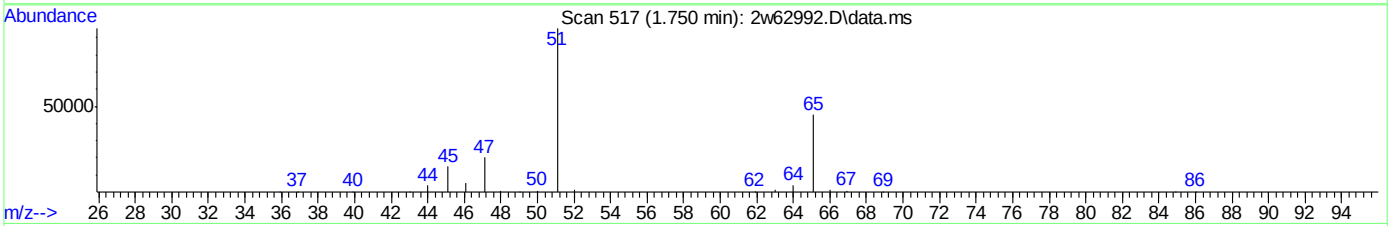

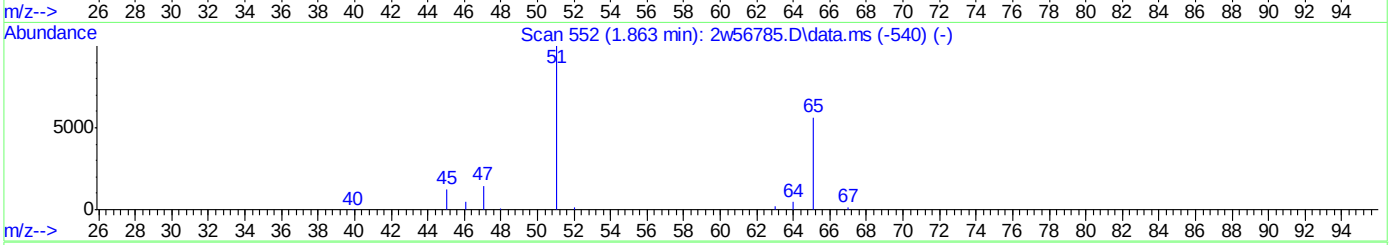

TIC: 2w62992.D\data.ms

(3) FREON 152A (T)

1.750min (+0.004) 10.81PPBV m

response 38947

Ion	Exp%	Act%
65.10	100	100
45.10	0.00	0.00
0.00	0.00	0.00
0.00	0.00	0.00

Manual Integrations APPROVED (compounds with "m" flag)
Kanya Veerawat
01/10/23 12:36

Quantitation Report (QT Reviewed)

Data Path : C:\msdchem\1\DATA\
Data File : 3w78714.D
Acq On : 6 Jan 2023 10:20 am
Operator : thomash
Sample : ic3100-0.04
Misc : MS65290,V3W3100,,,,,1
ALS Vial : 1 Sample Multiplier: 1

Quant Time: Jan 10 06:22:39 2023
Quant Method : C:\msdchem\1\METHODS\M3W3100.M
Quant Title : TO15 by GCMS w/Rtx-1, 60 m X 0.32mm ID X 1.0 um
QLast Update : Mon Jan 09 07:56:50 2023
Response via : Initial Calibration

Compound	R.T.	QIon	Response	Conc	Units	Dev(Min)
Internal Standards						
1) BROMOCHLOROMETHANE	7.952	128	92363	10.00	PPBV	# 0.00
51) 1,4-DIFLUOROBENZENE	9.661	114	483117	10.00	PPBV	0.00
70) CHLOROBENZENE-D5	13.920	82	255967	10.00	PPBV	0.00
109) BROMOCHLOROMETHANE (A)	7.952	128	93150	10.00	PPBV	# 0.00
System Monitoring Compounds						
85) 4-BROMOFLUOROBENZENE	15.575	95	282586	9.45	PPBV	0.00
Spiked Amount 10.000	Range 65 - 128		Recovery = 94.50%			
Target Compounds						Qvalue
3) FREON 152A	4.253	65	637	0.07	PPBV #	39
5) CHLOROTRIFLUOROETHENE	4.320	116	819	0.04	PPBV #	19
6) DICHLORODIFLUOROMETHANE	4.369	85	2761	0.06	PPBV	84
7) PROPYLENE	4.314	41	711	0.05	PPBV #	60
8) 1-CHLORO-1,1-DIFLUOROE...	4.466	65	1793	0.06	PPBV #	1
9) FREON 114	4.551	85	1600	0.05	PPBV	90
10) CHLOROMETHANE	4.496	52	226	0.05	PPBV #	1
11) VINYL CHLORIDE	4.642	62	545	0.04	PPBV #	51
14) BROMOMETHANE	4.940	94	512m	0.05	PPBV	
21) TRICHLOROFLUOROMETHANE	5.634	101	1670	0.05	PPBV #	93
25) IODOMETHANE	6.066	142	1511	0.04	PPBV	96
27) CARBON DISULFIDE	6.474	76	2009	0.04	PPBV	97
29) BROMOETHENE	5.318	106	488	0.05	PPBV #	65
32) 3-CHLOROPROPENE	6.297	76	293	0.04	PPBV #	56
33) FREON 113	6.394	151	1035	0.05	PPBV	86
34) TRANS-1,2-DICHLOROETHY...	6.948	96	999	0.06	PPBV #	56
35) TERTIARY BUTYL ALCOHOL	6.163	59	1947	0.05	PPBV	88
36) METHYL TERTIARY BUTYL ...	7.173	73	2394	0.05	PPBV	81
37) TETRAHYDROFURAN	8.493	72	305	0.04	PPBV #	1
40) 1,1-DICHLOROETHANE	7.112	63	1434	0.05	PPBV	83
41) METHYL ETHYL KETONE	7.471	72	337	0.04	PPBV #	1
43) DIISOPROPYL ETHER	7.976	59	370	0.05	PPBV	98
45) METHYL ACRYLATE	8.001	55	1220	0.04	PPBV #	88
46) CHLOROFORM	8.061	83	1715	0.05	PPBV #	66
47) 2,4-DIMETHYLPENTANE	8.749	57	1815	0.06	PPBV	89
48) 1,1,1-TRICHLOROETHANE	8.937	97	2463	0.07	PPBV #	73
49) CARBON TETRACHLORIDE	9.497	117	1575	0.05	PPBV	95
50) 1,2-DICHLOROETHANE	8.712	62	1036	0.04	PPBV #	95
52) BENZENE	9.357	78	3023	0.06	PPBV #	68
55) TRICHLOROETHYLENE	10.337	95	1477	0.07	PPBV #	64
56) 1,2-DICHLOROPROPANE	10.111	63	1169	0.06	PPBV #	77
57) DIBROMOMETHANE	10.093	174	913	0.06	PPBV #	45
58) ETHYL ACRYLATE	10.111	55	1965	0.05	PPBV #	88
59) BROMODICHLOROMETHANE	10.300	83	1806	0.05	PPBV	83
60) 2,2,4-TRIMETHYLPENTANE	10.349	57	4581	0.05	PPBV	92
61) 1,4-DIOXANE	10.397	88	490	0.04	PPBV #	1
62) HEPTANE	10.586	43	1829	0.05	PPBV #	67
63) METHYL METHACRYLATE	10.525	69	889	0.05	PPBV #	81
64) METHYL ISOBUTYL KETONE	11.231	58	887	0.05	PPBV #	83
65) cis-1,3-DICHLOROPROPENE	11.152	75	1691	0.06	PPBV #	64
66) TOLUENE	12.119	92	2475	0.07	PPBV #	75
67) 1,3-DICHLOROPROPANE	12.150	76	1299	0.04	PPBV #	68
68) trans-1,3-DICHLOROPROPENE	11.669	75	1657	0.06	PPBV #	69
71) 2-HEXANONE	12.399	58	1178	0.06	PPBV #	64
72) ETHYL METHACRYLATE	12.387	69	1510	0.05	PPBV #	85
73) TETRACHLOROETHYLENE	13.263	164	1004	0.05	PPBV	91
74) DIBROMOCHLOROMETHANE	12.551	129	1718	0.05	PPBV	93

Quantitation Report (QT Reviewed)

Data Path : C:\msdchem\1\DATA\
Data File : 3w78714.D
Acq On : 6 Jan 2023 10:20 am
Operator : thomash
Sample : ic3100-0.04
Misc : MS65290,V3W3100,,,,,1
ALS Vial : 1 Sample Multiplier: 1

Quant Time: Jan 10 06:22:39 2023
Quant Method : C:\msdchem\1\METHODS\M3W3100.M
Quant Title : TO15 by GCMS w/Rtx-1, 60 m X 0.32mm ID X 1.0 um
QLast Update : Mon Jan 09 07:56:50 2023
Response via : Initial Calibration

	Compound	R.T.	QIon	Response	Conc Units	Dev(Min)
75)	1,2-DIBROMOETHANE	12.800	107	1357	0.05 PPBV #	96
76)	OCTANE	13.099	43	2724	0.06 PPBV	86
77)	1,1,1,2-TETRACHLOROETHANE	13.950	131	1124	0.05 PPBV #	60
78)	CHLOROBENZENE	13.968	112	2047	0.05 PPBV #	50
82)	STYRENE	14.948	104	2000	0.05 PPBV	93
83)	NONANE	15.301	43	2816	0.06 PPBV #	78
84)	BROMOFORM	14.644	173	1283	0.04 PPBV #	88
87)	1,2,3-TRICHLOROPROPANE	15.210	75	1630	0.05 PPBV	94
88)	ISOPROPYLBENZENE	15.721	105	4280	0.05 PPBV	91
89)	BROMOBENZENE	15.824	77	2206	0.05 PPBV #	70
90)	2-CHLOROTOLUENE	16.274	126	879	0.05 PPBV	98
91)	n-PROPYLBENZENE	16.317	120	955	0.04 PPBV	84
92)	4-ETHYLTOLUENE	16.493	105	3621m	0.05 PPBV	
93)	1,3,5-TRIMETHYLBENZENE	16.578	105	3059	0.05 PPBV #	81
94)	ALPHA-METHYLSTYRENE	16.767	118	1179	0.04 PPBV #	87
95)	tert-BUTYLBENZENE	17.047	134	678	0.05 PPBV #	85
96)	1,2,4-TRIMETHYLBENZENE	17.059	105	3075	0.05 PPBV	94
97)	m-DICHLOROBENZENE	17.235	146	1273	0.03 PPBV	90
98)	BENZYL CHLORIDE	17.217	91	2901	0.05 PPBV	81
99)	p-DICHLOROBENZENE	17.314	146	1125	0.03 PPBV	90
100)	sec-BUTYLBENZENE	17.369	134	818	0.04 PPBV #	61
101)	1,2,3-Trimethylbenzene	17.558	105	3242	0.05 PPBV #	74
102)	p-ISOPROPYLTOLUENE	17.558	134	876m	0.05 PPBV	
103)	o-DICHLOROBENZENE	17.716	146	1554	0.04 PPBV	92
104)	n-BUTYLBENZENE	18.057	134	585	0.03 PPBV #	16
105)	HEXACHLOROETHANE	18.495	117	1359	0.05 PPBV	90
106)	HEXACHLOROBUTADIENE	20.235	225	1419	0.04 PPBV	95

(#) = qualifier out of range (m) = manual integration (+) = signals summed

Quantitation Report (QT Reviewed)

Data Path : C:\msdchem\1\DATA\
Data File : 3w78714.D
Acq On : 6 Jan 2023 10:20 am
Operator : thomash
Sample : ic3100-0.04
Misc : MS65290,V3W3100,,,,,1
ALS Vial : 1 Sample Multiplier: 1

Quant Time: Jan 10 06:22:39 2023
Quant Method : C:\msdchem\1\METHODS\M3W3100.M
Quant Title : TO15 by GCMS w/Rtx-1, 60 m X 0.32mm ID X 1.0 um
QLast Update : Mon Jan 09 07:56:50 2023
Response via : Initial Calibration

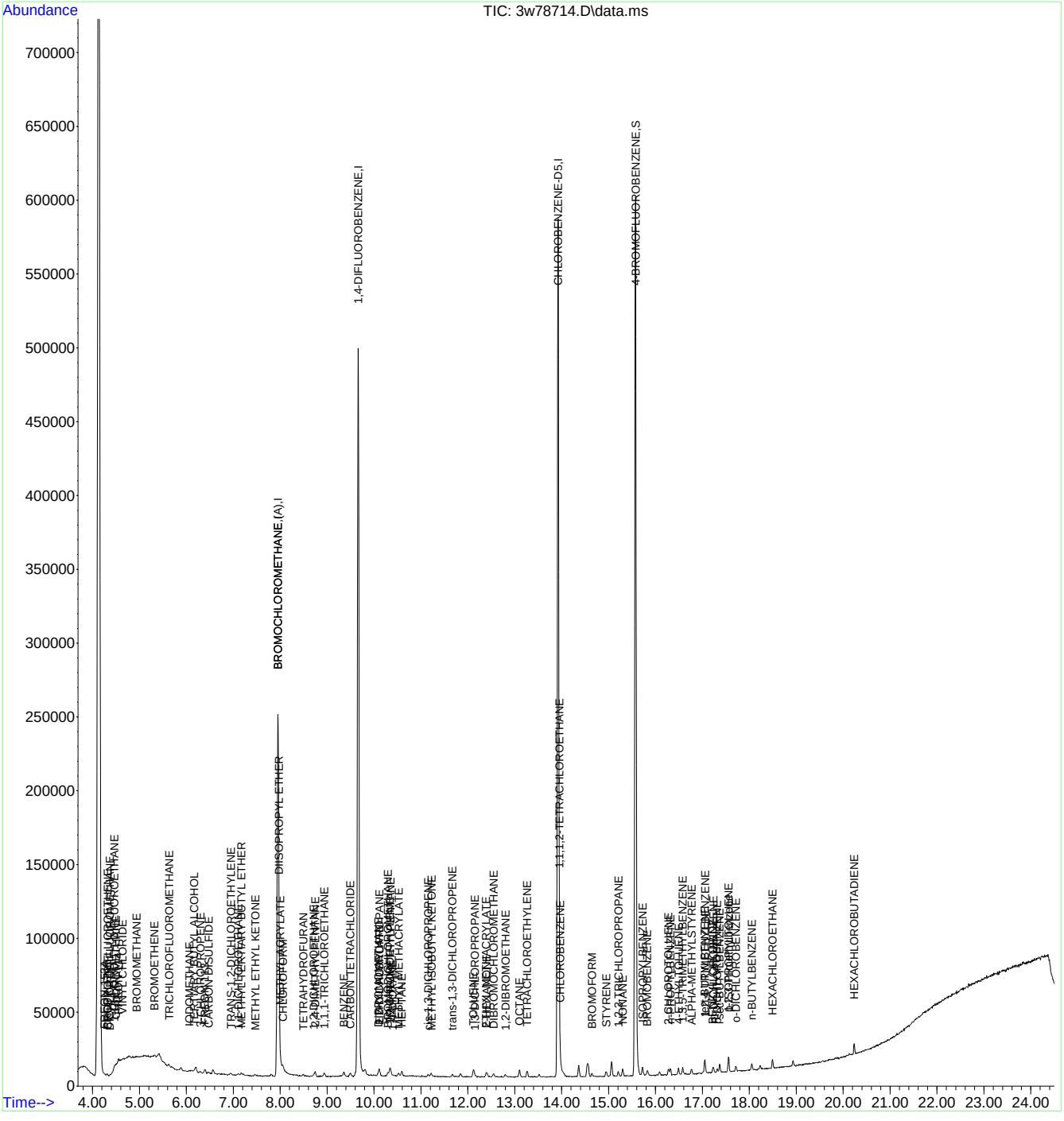

Manual Integration Approval Summary

Sample Number:	V3W3100-IC3100	**Method:**	TO-15
Lab FileID:	3W78714.D	**Analyst approved:**	01/10/23 06:27 Thomas Hilbig
Injection Time:	01/06/23 10:20	**Supervisor approved:**	01/10/23 12:36 Kanya Veerawat

Parameter	CAS	Sig#	R.T. (min.)	Reason
Bromomethane	74-83-9		4.94	Missed peak
4-Ethyltoluene	622-96-8		16.49	Missed peak
p-Isopropyltoluene	99-87-6		17.56	Missed peak

Quantitation Report (Qedit)

Data Path : C:\msdchem\1\DATA\
Data File : 3w78714.D
Acq On : 6 Jan 2023 10:20 am
Operator : thomash
Sample : ic3100-0.04
Misc : MS65290,V3W3100,,,,,1
ALS Vial : 1 Sample Multiplier: 1

Quant Time: Jan 09 08:16:59 2023
Quant Method : C:\msdchem\1\METHODS\M3W3100.M
Quant Title : TO15 by GCMS w/Rtx-1, 60 m X 0.32mm ID X 1.0 um
QLast Update : Mon Jan 09 07:56:50 2023
Response via : Initial Calibration

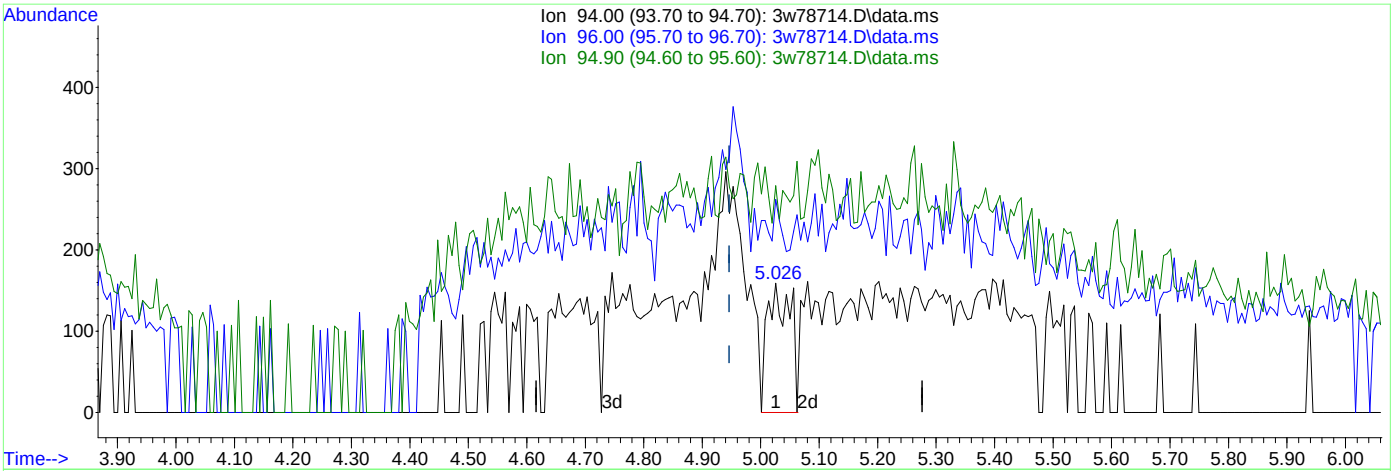

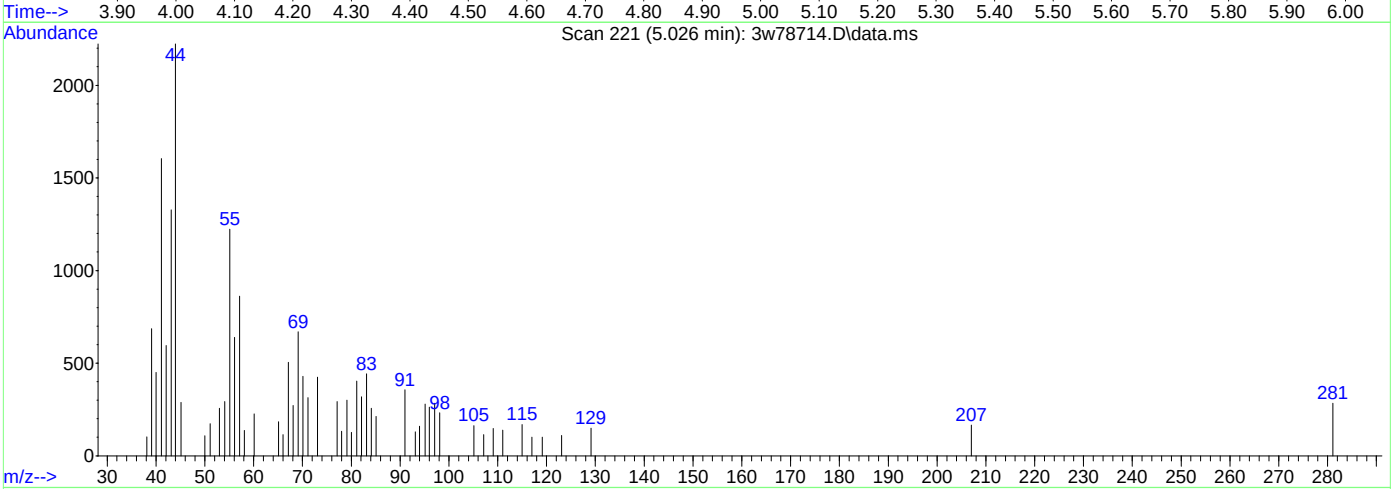

(14) BROMOMETHANE

5.026min (+0.079) 0.04PPBV

response 424

Ion	Exp%	Act%
94.00	100	100
96.00	95.10	0.00#
94.90	14.40	0.00
0.00	0.00	0.00

Quantitation Report (Qedit)

Data Path : C:\msdchem\1\DATA\
Data File : 3w78714.D
Acq On : 6 Jan 2023 10:20 am
Operator : thomash
Sample : ic3100-0.04
Misc : MS65290,V3W3100,,,,,1
ALS Vial : 1 Sample Multiplier: 1

Quant Time: Jan 09 08:58:17 2023
Quant Method : C:\msdchem\1\METHODS\M3W3100.M
Quant Title : TO15 by GCMS w/Rtx-1, 60 m X 0.32mm ID X 1.0 um
QLast Update : Mon Jan 09 07:56:50 2023
Response via : Initial Calibration

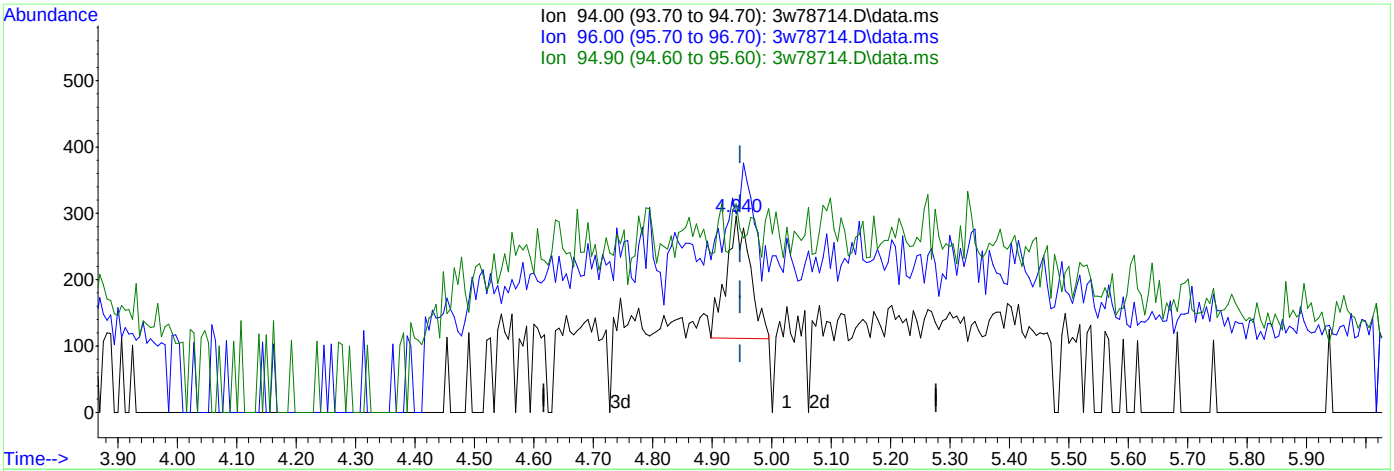

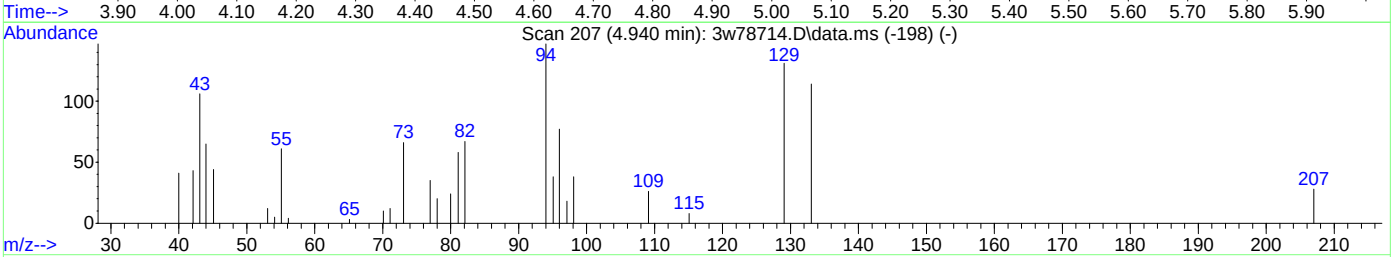

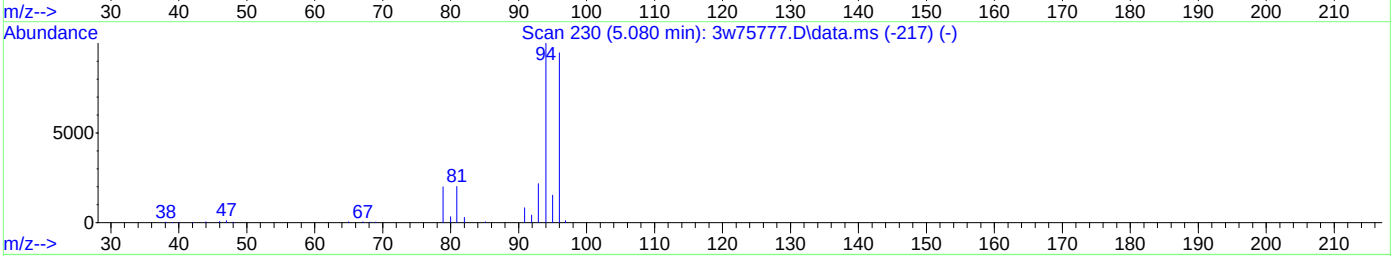

TIC: 3w78714.D\data.ms

(14) BROMOMETHANE

4.940min (-0.006) 0.05PPBV m

response 512

Ion	Exp%	Act%
94.00	100	100
96.00	95.10	0.00#
94.90	14.40	0.00
0.00	0.00	0.00

Quantitation Report (Qedit)

Data Path : C:\msdchem\1\DATA\
Data File : 3w78714.D
Acq On : 6 Jan 2023 10:20 am
Operator : thomash
Sample : ic3100-0.04
Misc : MS65290,V3W3100,,,,,1
ALS Vial : 1 Sample Multiplier: 1

Quant Time: Jan 09 08:58:17 2023
Quant Method : C:\msdchem\1\METHODS\M3W3100.M
Quant Title : TO15 by GCMS w/Rtx-1, 60 m X 0.32mm ID X 1.0 um
QLast Update : Mon Jan 09 07:56:50 2023
Response via : Initial Calibration

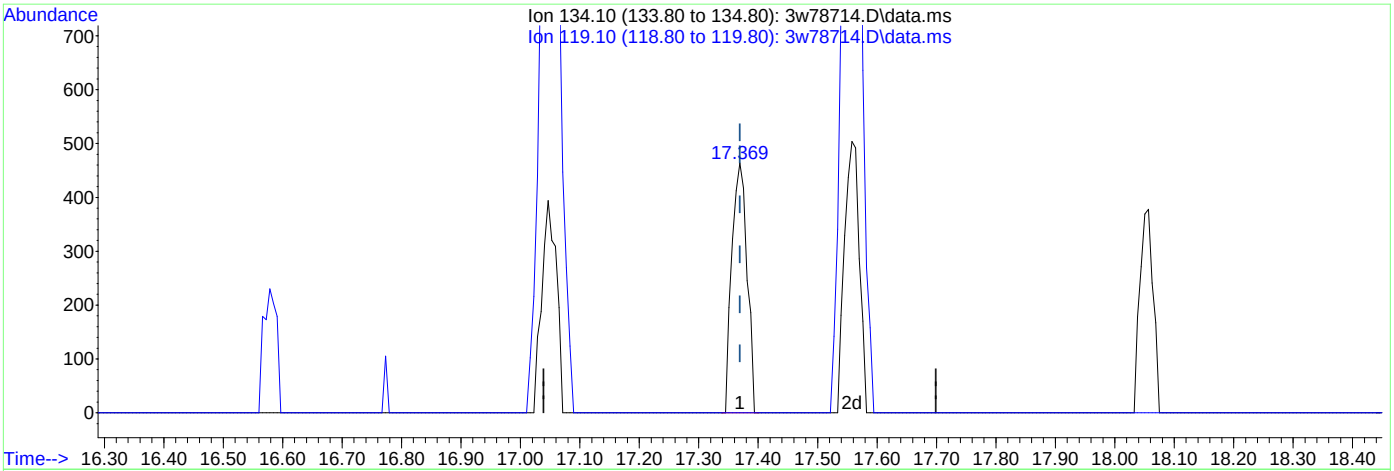

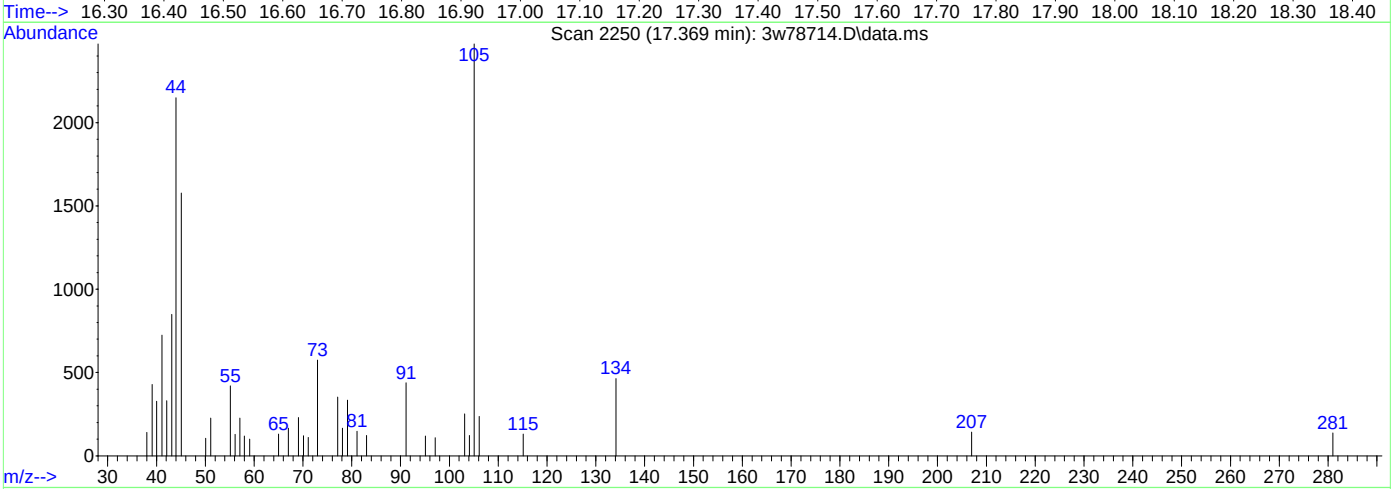

(102) p-ISOPROPYLTOLUENE

17.369min (+0.000) 0.04PPBV

response 818

Ion	Exp%	Act%
134.10	100	100
119.10	6.30	0.00
0.00	0.00	0.00
0.00	0.00	0.00

Quantitation Report (Qedit)

Data Path : C:\msdchem\1\DATA\
Data File : 3w78714.D
Acq On : 6 Jan 2023 10:20 am
Operator : thomash
Sample : ic3100-0.04
Misc : MS65290,V3W3100,,,,,1
ALS Vial : 1 Sample Multiplier: 1

Quant Time: Jan 09 08:58:17 2023
Quant Method : C:\msdchem\1\METHODS\M3W3100.M
Quant Title : TO15 by GCMS w/Rtx-1, 60 m X 0.32mm ID X 1.0 um
QLast Update : Mon Jan 09 07:56:50 2023
Response via : Initial Calibration

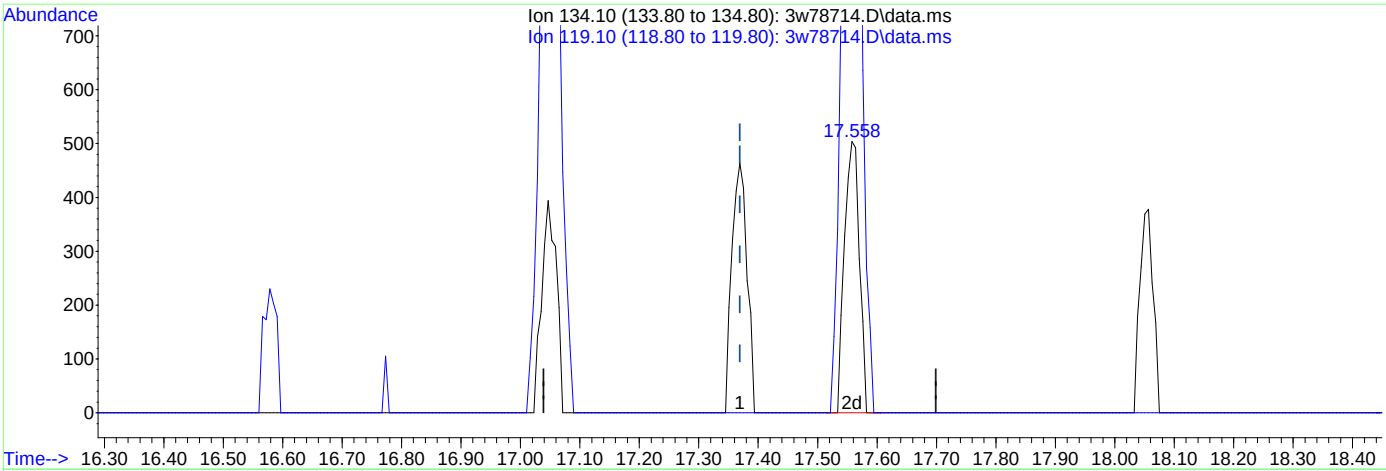

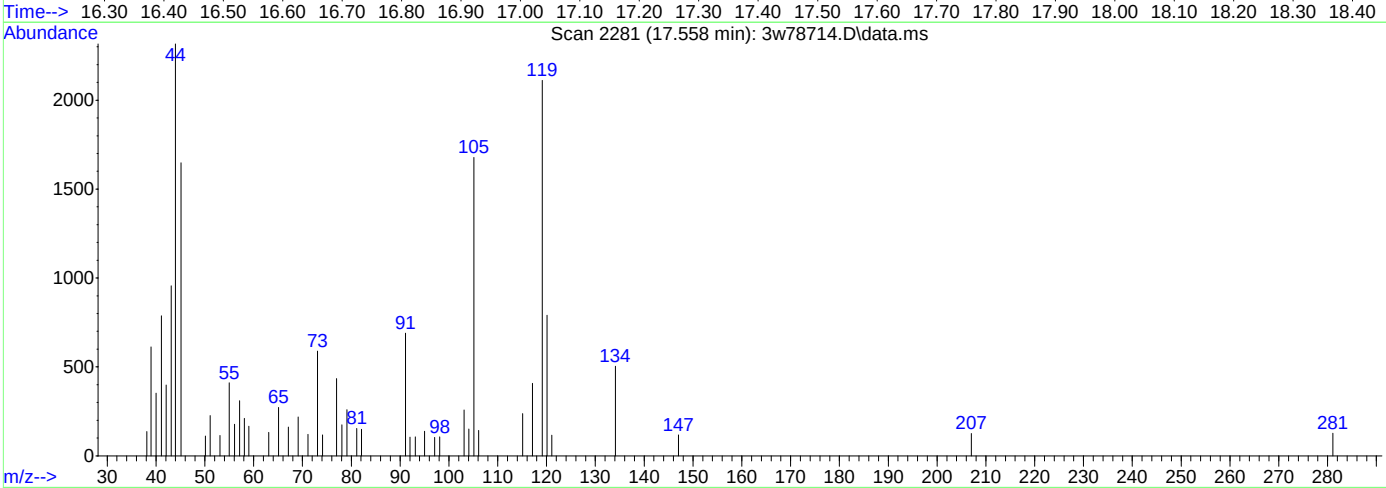

(102) p-ISOPROPYLTOLUENE

17.558min (+0.189) 0.05PPBV m

response 876

Ion	Exp%	Act%
134.10	100	100
119.10	6.30	0.00
0.00	0.00	0.00
0.00	0.00	0.00

Quantitation Report (Qedit)

Data Path : C:\msdchem\1\DATA\
Data File : 3w78714.D
Acq On : 6 Jan 2023 10:20 am
Operator : thomash
Sample : ic3100-0.04
Misc : MS65290,V3W3100,,,,,1
ALS Vial : 1 Sample Multiplier: 1

Quant Time: Jan 09 13:17:40 2023
Quant Method : C:\msdchem\1\METHODS\M3W3100.M
Quant Title : TO15 by GCMS w/Rtx-1, 60 m X 0.32mm ID X 1.0 um
QLast Update : Mon Jan 09 07:56:50 2023
Response via : Initial Calibration

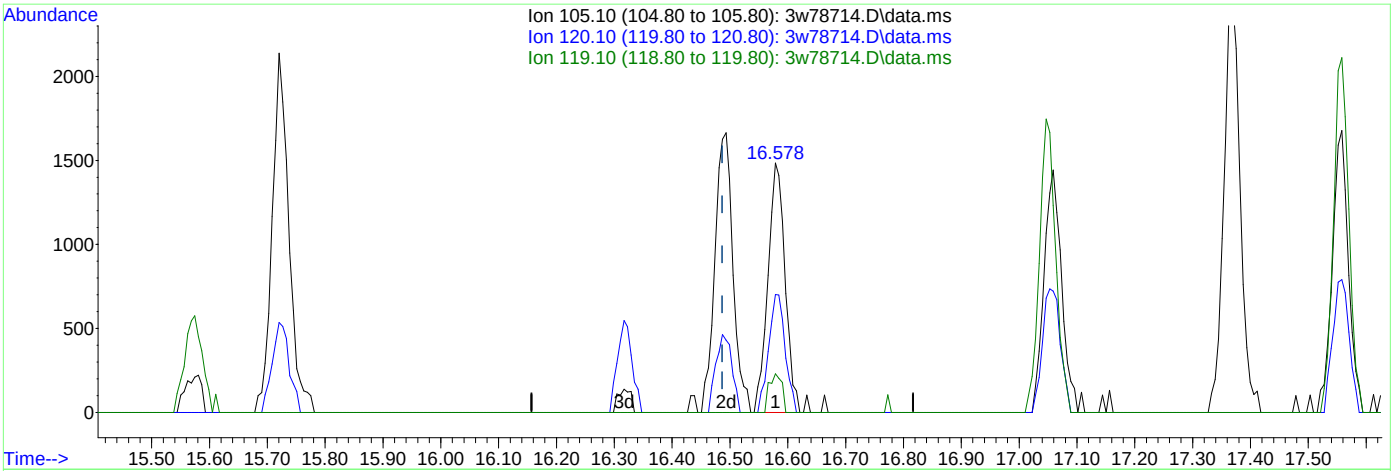

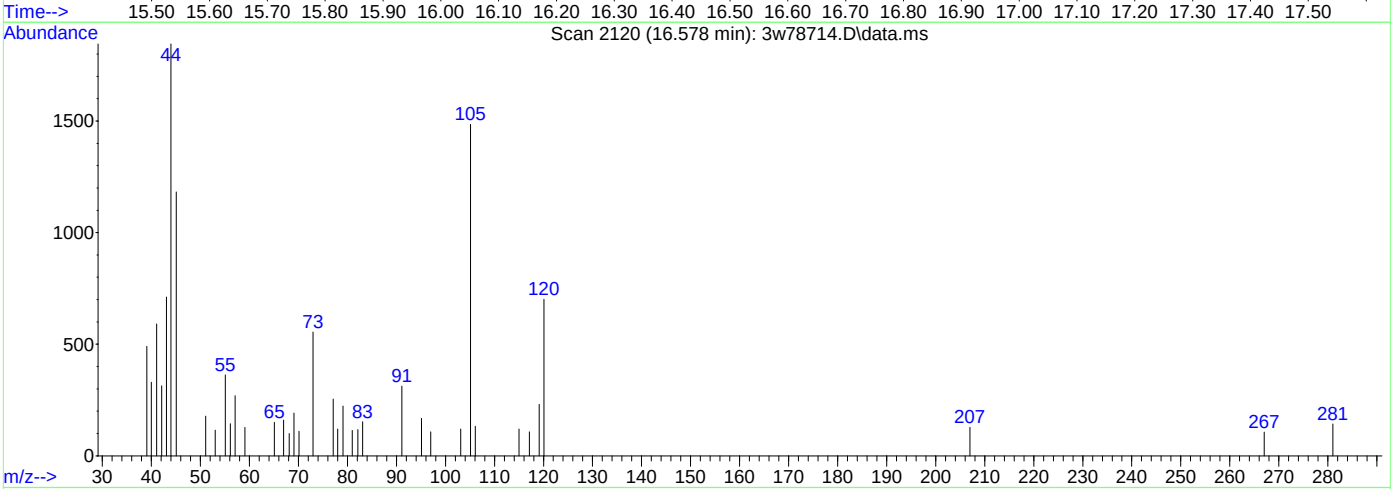

(92) 4-ETHYLTOLUENE

16.578min (+0.091) 0.04PPBV

response 3059

Ion	Exp%	Act%
105.10	100	100
120.10	29.90	45.54
119.10	2.40	11.51
0.00	0.00	0.00

Quantitation Report (Qedit)

Data Path : C:\msdchem\1\DATA\
Data File : 3w78714.D
Acq On : 6 Jan 2023 10:20 am
Operator : thomash
Sample : ic3100-0.04
Misc : MS65290,V3W3100,,,,,1
ALS Vial : 1 Sample Multiplier: 1

Quant Time: Jan 09 13:17:40 2023
Quant Method : C:\msdchem\1\METHODS\M3W3100.M
Quant Title : TO15 by GCMS w/Rtx-1, 60 m X 0.32mm ID X 1.0 um
QLast Update : Mon Jan 09 07:56:50 2023
Response via : Initial Calibration

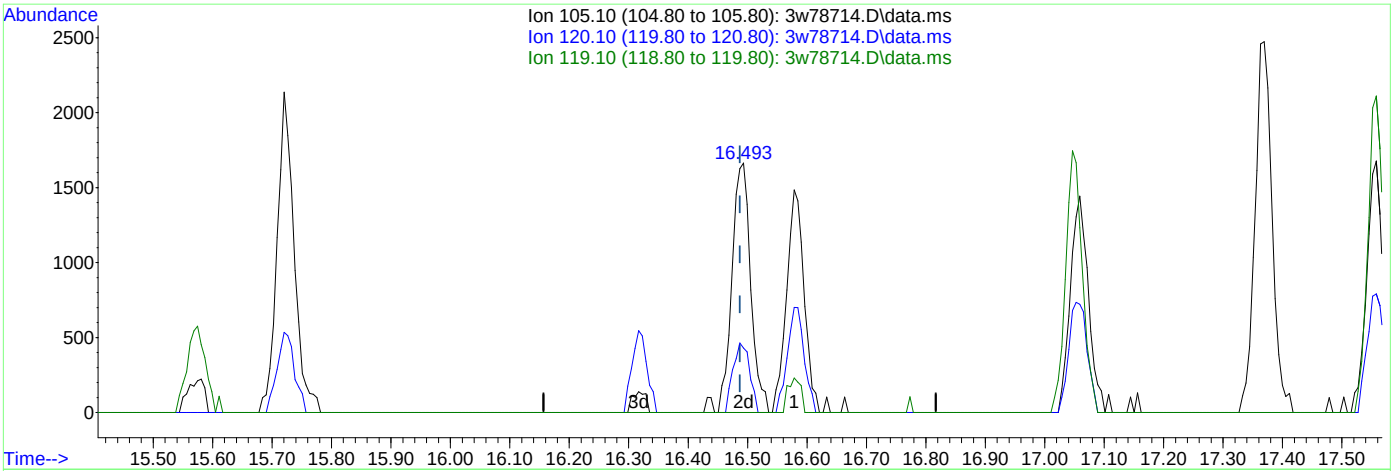

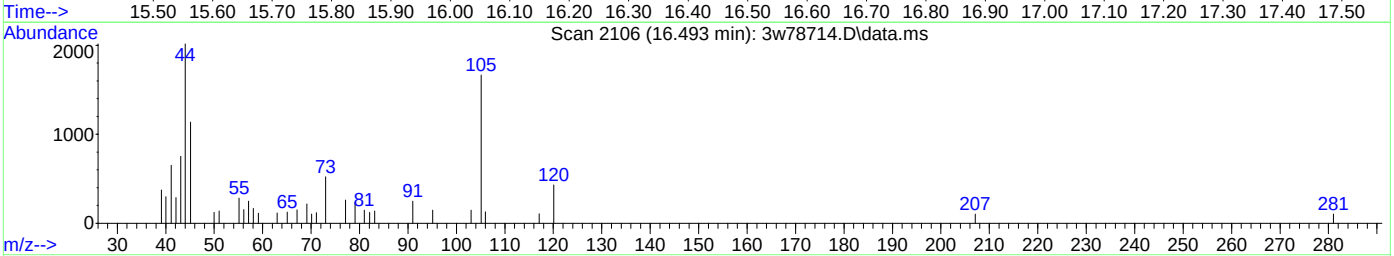

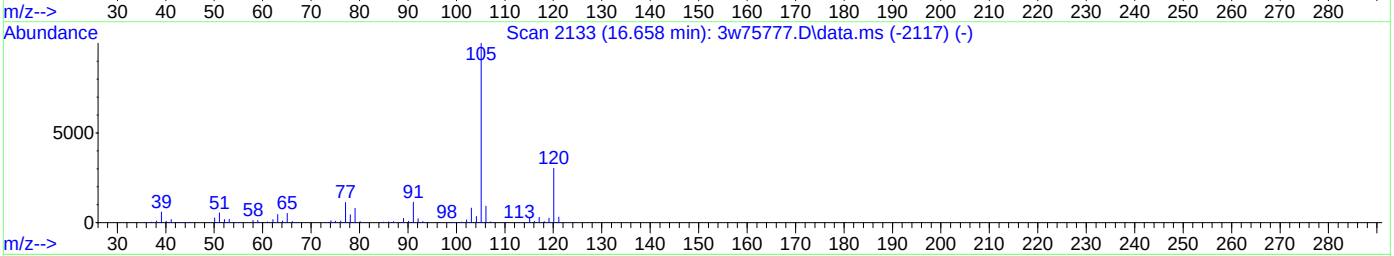

TIC: 3w78714.D\data.ms

(92) 4-ETHYLTOLUENE

16.493min (+0.006) 0.05PPBV m

response 3621

Ion	Exp%	Act%
105.10	100	100
120.10	29.90	38.47
119.10	2.40	9.72
0.00	0.00	0.00

Manual Integrations APPROVED (compounds with "m" flag)
Kanya Veerawat 01/10/23 12:36

Quantitation Report (QT Reviewed)

Data Path : C:\msdchem\1\DATA\
Data File : 3w78715.D
Acq On : 6 Jan 2023 11:00 am
Operator : thomash
Sample : ic3100-0.1
Misc : MS65290,V3W3100,,,,,1
ALS Vial : 1 Sample Multiplier: 1

Quant Time: Jan 10 06:22:12 2023
Quant Method : C:\msdchem\1\METHODS\M3W3100.M
Quant Title : TO15 by GCMS w/Rtx-1, 60 m X 0.32mm ID X 1.0 um
QLast Update : Mon Jan 09 07:56:50 2023
Response via : Initial Calibration

Compound	R.T.	QIon	Response	Conc	Units	Dev(Min)
Internal Standards						
1) BROMOCHLOROMETHANE	7.958	128	92259	10.00	PPBV	# 0.00
51) 1,4-DIFLUOROBENZENE	9.667	114	482511	10.00	PPBV	0.00
70) CHLOROBENZENE-D5	13.926	82	258162	10.00	PPBV	0.00
109) BROMOCHLOROMETHANE (A)	7.958	128	93275	10.00	PPBV	# 0.00
System Monitoring Compounds						
85) 4-BROMOFLUOROBENZENE	15.575	95	298032	9.88	PPBV	0.00
Spiked Amount 10.000	Range 65 - 128		Recovery = 98.80%			
Target Compounds						Qvalue
3) FREON 152A	4.253	65	1100m	0.11	PPBV	
4) CHLORODIFLUOROMETHANE	4.290	67	468	0.11	PPBV #	45
5) CHLOROTRIFLUOROETHENE	4.320	116	1894	0.10	PPBV #	81
6) DICHLORODIFLUOROMETHANE	4.369	85	4447	0.10	PPBV	97
7) PROPYLENE	4.314	41	1713	0.12	PPBV #	16
8) 1-CHLORO-1,1-DIFLUOROE...	4.472	65	3560	0.12	PPBV #	29
9) FREON 114	4.551	85	3351m	0.11	PPBV	
10) CHLOROMETHANE	4.496	52	555	0.13	PPBV #	34
11) VINYL CHLORIDE	4.649	62	1359	0.10	PPBV #	75
12) 1,3-BUTADIENE	4.752	54	871m	0.08	PPBV	
13) n-BUTANE	4.788	43	2198m	0.11	PPBV	
14) BROMOMETHANE	4.947	94	1049m	0.11	PPBV	
15) CHLOROETHANE	5.068	64	991	0.17	PPBV #	48
16) DICHLOROFLUOROMETHANE	5.123	67	3069	0.12	PPBV #	89
19) FREON 123	5.421	83	3495	0.11	PPBV #	80
20) FREON 123A	5.464	117	1966	0.12	PPBV #	82
21) TRICHLOROFLUOROMETHANE	5.628	101	3795	0.11	PPBV	90
24) PENTANE	5.883	42	2105	0.12	PPBV	93
25) IODOMETHANE	6.072	142	3637	0.10	PPBV	95
26) 1,1-DICHLOROETHYLENE	6.115	96	1944	0.13	PPBV #	79
27) CARBON DISULFIDE	6.474	76	4464	0.10	PPBV	85
28) ETHANOL	5.153	45	646	0.11	PPBV #	74
29) BROMOETHENE	5.336	106	1079	0.11	PPBV #	82
32) 3-CHLOROPROPENE	6.303	76	768	0.10	PPBV #	87
33) FREON 113	6.401	151	2467	0.11	PPBV	93
34) TRANS-1,2-DICHLOROETHY...	6.948	96	1811	0.11	PPBV	90
35) TERTIARY BUTYL ALCOHOL	6.157	59	4127	0.11	PPBV	88
36) METHYL TERTIARY BUTYL ...	7.173	73	5158	0.11	PPBV	91
37) TETRAHYDROFURAN	8.481	72	865	0.11	PPBV #	85
38) HEXANE	7.970	57	3121	0.12	PPBV #	83
39) VINYL ACETATE	7.222	86	269	0.07	PPBV #	1
40) 1,1-DICHLOROETHANE	7.112	63	3244	0.11	PPBV #	71
41) METHYL ETHYL KETONE	7.459	72	805	0.10	PPBV #	81
42) cis-1,2-DICHLOROETHYLENE	7.806	96	2002	0.12	PPBV	89
43) DIISOPROPYL ETHER	7.976	59	917	0.12	PPBV #	71
44) ETHYL ACETATE	8.001	61	558	0.09	PPBV #	97
45) METHYL ACRYLATE	7.994	55	2987	0.09	PPBV	95
46) CHLOROFORM	8.061	83	4644	0.14	PPBV	87
47) 2,4-DIMETHYLPENTANE	8.749	57	3779	0.12	PPBV	96
48) 1,1,1-TRICHLOROETHANE	8.944	97	4101	0.12	PPBV	91
49) CARBON TETRACHLORIDE	9.497	117	3683	0.11	PPBV	99
50) 1,2-DICHLOROETHANE	8.712	62	2264	0.10	PPBV	89
52) BENZENE	9.363	78	5988	0.12	PPBV	90
55) TRICHLOROETHYLENE	10.331	95	2671	0.13	PPBV	83
56) 1,2-DICHLOROPROPANE	10.112	63	2271	0.12	PPBV	90
57) DIBROMOMETHANE	10.093	174	1860	0.11	PPBV #	78
58) ETHYL ACRYLATE	10.118	55	4012	0.10	PPBV #	88

Quantitation Report (QT Reviewed)

Data Path : C:\msdchem\1\DATA\
Data File : 3w78715.D
Acq On : 6 Jan 2023 11:00 am
Operator : thomash
Sample : ic3100-0.1
Misc : MS65290,V3W3100,,,,,1
ALS Vial : 1 Sample Multiplier: 1

Quant Time: Jan 10 06:22:12 2023
Quant Method : C:\msdchem\1\METHODS\M3W3100.M
Quant Title : TO15 by GCMS w/Rtx-1, 60 m X 0.32mm ID X 1.0 um
QLast Update : Mon Jan 09 07:56:50 2023
Response via : Initial Calibration

Compound	R.T.	QIon	Response	Conc Units	Dev(Min)
59) BROMODICHLOROMETHANE	10.294	83	4936	0.13 PPBV	87
60) 2,2,4-TRIMETHYLPENTANE	10.355	57	9675	0.11 PPBV	98
61) 1,4-DIOXANE	10.404	88	1172	0.10 PPBV #	1
62) HEPTANE	10.592	43	4017	0.12 PPBV	87
63) METHYL METHACRYLATE	10.519	69	2116	0.11 PPBV #	77
64) METHYL ISOBUTYL KETONE	11.213	58	1851	0.11 PPBV #	84
65) cis-1,3-DICHLOROPROPENE	11.158	75	3051	0.10 PPBV #	69
66) TOLUENE	12.113	92	4430	0.13 PPBV #	75
67) 1,3-DICHLOROPROPANE	12.150	76	2992	0.10 PPBV #	72
68) trans-1,3-DICHLOROPROPENE	11.669	75	2736	0.10 PPBV	88
69) 1,1,2-TRICHLOROETHANE	11.845	83	2662	0.14 PPBV #	79
71) 2-HEXANONE	12.405	58	2343	0.12 PPBV #	73
72) ETHYL METHACRYLATE	12.393	69	3064	0.10 PPBV	97
73) TETRACHLOROETHYLENE	13.263	164	2202	0.11 PPBV	90
74) DIBROMOCHLOROMETHANE	12.551	129	3680	0.11 PPBV	97
75) 1,2-DIBROMOETHANE	12.801	107	2985	0.10 PPBV #	98
76) OCTANE	13.099	43	5560	0.13 PPBV	89
77) 1,1,1,2-TETRACHLOROETHANE	13.956	131	2627	0.12 PPBV	82
78) CHLOROBENZENE	13.969	112	4737	0.11 PPBV #	49
79) ETHYLBENZENE	14.364	91	11013	0.15 PPBV	97
80) m,p-XYLENE	14.559	106	7929	0.29 PPBV	95
81) o-XYLENE	15.070	106	3848	0.15 PPBV #	82
82) STYRENE	14.948	104	4223	0.10 PPBV	94
83) NONANE	15.301	43	5306	0.12 PPBV	93
84) BROMOFORM	14.650	173	3005	0.10 PPBV	98
86) 1,1,2,2-TETRACHLOROETHANE	15.064	83	5331	0.12 PPBV	91
87) 1,2,3-TRICHLOROPROPANE	15.210	75	3747	0.11 PPBV	94
88) ISOPROPYLBENZENE	15.727	105	9051	0.11 PPBV	96
89) BROMOBENZENE	15.824	77	4761	0.11 PPBV #	73
90) 2-CHLOROTOLUENE	16.280	126	2008	0.10 PPBV	98
91) n-PROPYLBENZENE	16.323	120	2176	0.10 PPBV	82
92) 4-ETHYLTOLUENE	16.487	105	7917m	0.10 PPBV	
93) 1,3,5-TRIMETHYLBENZENE	16.584	105	7012	0.10 PPBV	94
94) ALPHA-METHYLSTYRENE	16.767	118	2754	0.08 PPBV	93
95) tert-BUTYLBENZENE	17.047	134	1529	0.11 PPBV #	81
96) 1,2,4-TRIMETHYLBENZENE	17.059	105	6674	0.10 PPBV	91
97) m-DICHLOROBENZENE	17.235	146	3203	0.08 PPBV	96
98) BENZYL CHLORIDE	17.217	91	4485	0.07 PPBV	93
99) p-DICHLOROBENZENE	17.321	146	2959	0.07 PPBV	96
100) sec-BUTYLBENZENE	17.369	134	1843	0.10 PPBV #	72
101) 1,2,3-Trimethylbenzene	17.558	105	7246	0.11 PPBV	91
102) p-ISOPROPYLTOLUENE	17.558	134	2110m	0.11 PPBV	
103) o-DICHLOROBENZENE	17.716	146	3550	0.09 PPBV	94
104) n-BUTYLBENZENE	18.051	134	1518	0.08 PPBV #	80
105) HEXACHLOROETHANE	18.495	117	3277	0.12 PPBV	93
106) HEXACHLOROBUTADIENE	20.235	225	3377	0.10 PPBV	98
108) NAPHTHALENE	19.833	128	3556	0.04 PPBV #	73

(#) = qualifier out of range (m) = manual integration (+) = signals summed

Quantitation Report (QT Reviewed)

Data Path : C:\msdchem\1\DATA\
Data File : 3w78715.D
Acq On : 6 Jan 2023 11:00 am
Operator : thomash
Sample : ic3100-0.1
Misc : MS65290,V3W3100,,,,,1
ALS Vial : 1 Sample Multiplier: 1

Quant Time: Jan 10 06:22:12 2023
Quant Method : C:\msdchem\1\METHODS\M3W3100.M
Quant Title : TO15 by GCMS w/Rtx-1, 60 m X 0.32mm ID X 1.0 um
QLast Update : Mon Jan 09 07:56:50 2023
Response via : Initial Calibration

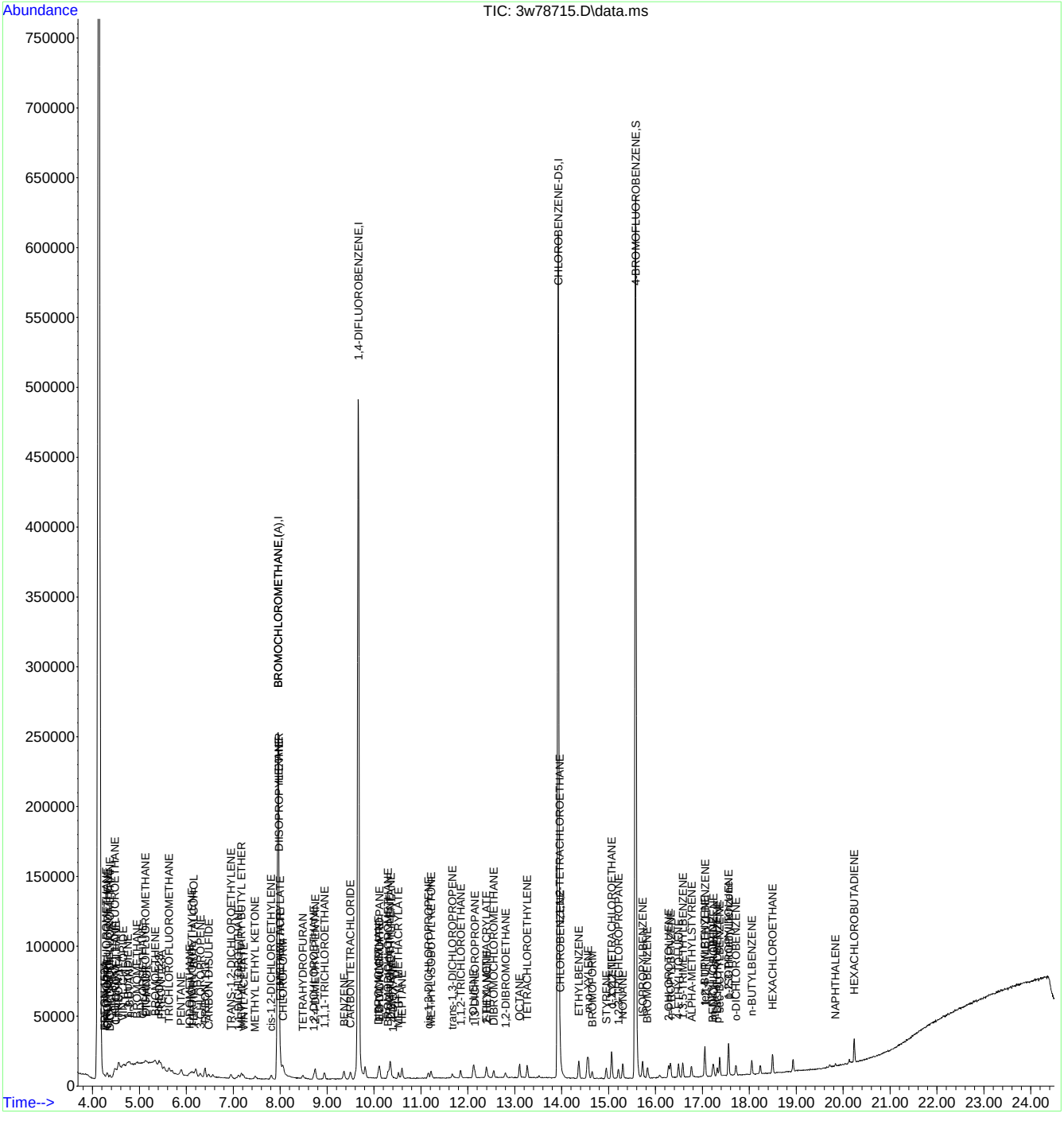

M3W3100.M Tue Jan 10 13:45:32 2023 Page: 3

Manual Integration Approval Summary

Sample Number:	V3W3100-IC3100	**Method:**	TO-15
Lab FileID:	3W78715.D	**Analyst approved:**	01/10/23 06:27 Thomas Hilbig
Injection Time:	01/06/23 11:00	**Supervisor approved:**	01/10/23 12:36 Kanya Veerawat

Parameter	CAS	Sig#	R.T. (min.)	Reason
Freon 152A	75-37-6		4.25	Missed peak
Freon 114	76-14-2		4.55	Poorly defined baseline
1,3-Butadiene	106-99-0		4.75	Poorly defined baseline
n-Butane	106-97-8		4.79	Poorly defined baseline
Bromomethane	74-83-9		4.95	Poorly defined baseline
4-Ethyltoluene	622-96-8		16.49	Missed peak
p-Isopropyltoluene	99-87-6		17.56	Missed peak

Quantitation Report (Qedit)

Data Path : C:\msdchem\1\DATA\
Data File : 3w78715.D
Acq On : 6 Jan 2023 11:00 am
Operator : thomash
Sample : ic3100-0.1
Misc : MS65290,V3W3100,,,,,1
ALS Vial : 1 Sample Multiplier: 1

Quant Time: Jan 09 08:16:39 2023
Quant Method : C:\msdchem\1\METHODS\M3W3100.M
Quant Title : TO15 by GCMS w/Rtx-1, 60 m X 0.32mm ID X 1.0 um
QLast Update : Mon Jan 09 07:56:50 2023
Response via : Initial Calibration

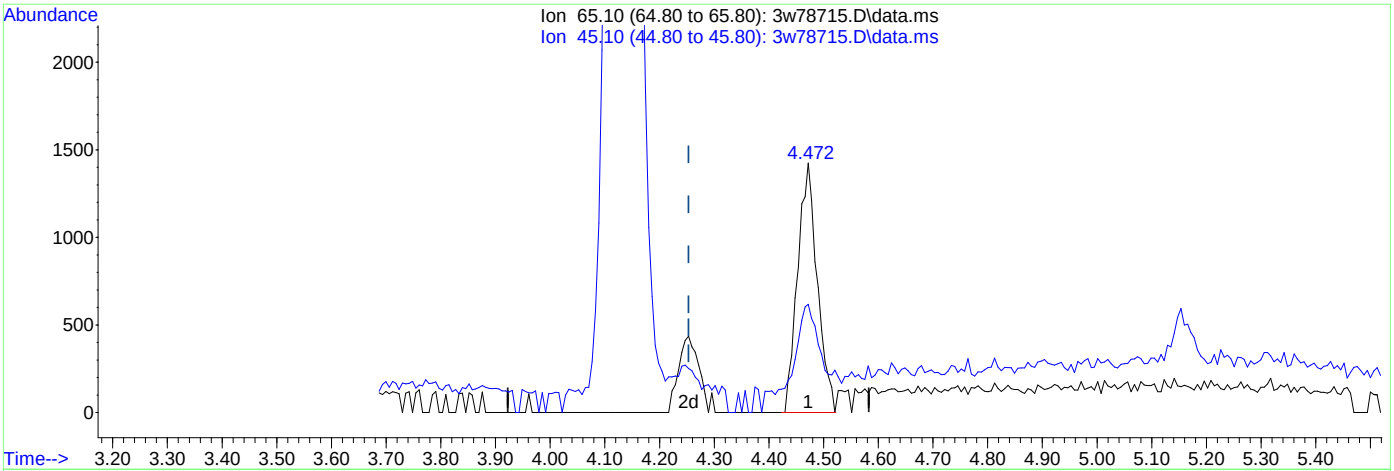

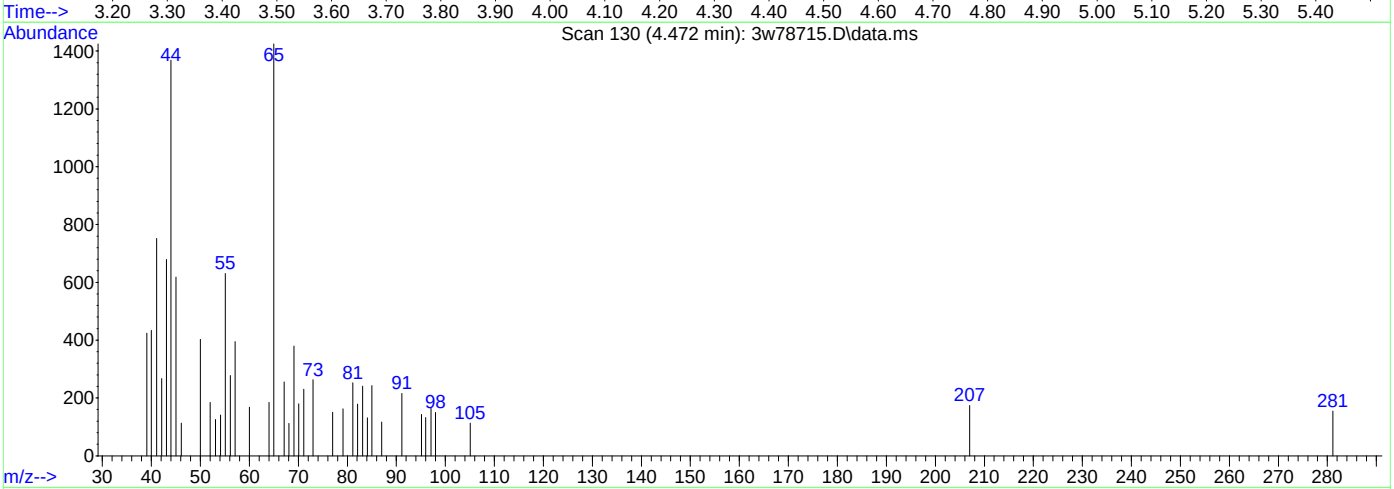

(3) FREON 152A

4.472min (+0.219) 0.37PPBV

response 3560

Ion	Exp%	Act%
65.10	100	100
45.10	36.10	38.99
0.00	0.00	0.00
0.00	0.00	0.00

Quantitation Report (Qedit)

Data Path : C:\msdchem\1\DATA\
Data File : 3w78715.D
Acq On : 6 Jan 2023 11:00 am
Operator : thomash
Sample : ic3100-0.1
Misc : MS65290,V3W3100,,,,,1
ALS Vial : 1 Sample Multiplier: 1

Quant Time: Jan 09 08:16:39 2023
Quant Method : C:\msdchem\1\METHODS\M3W3100.M
Quant Title : TO15 by GCMS w/Rtx-1, 60 m X 0.32mm ID X 1.0 um
QLast Update : Mon Jan 09 07:56:50 2023
Response via : Initial Calibration

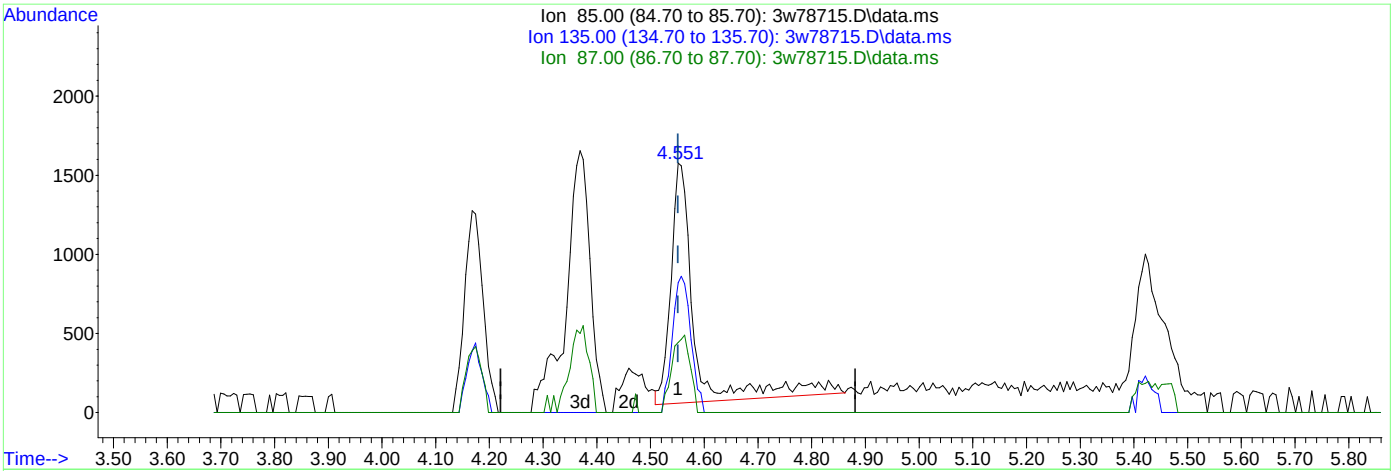

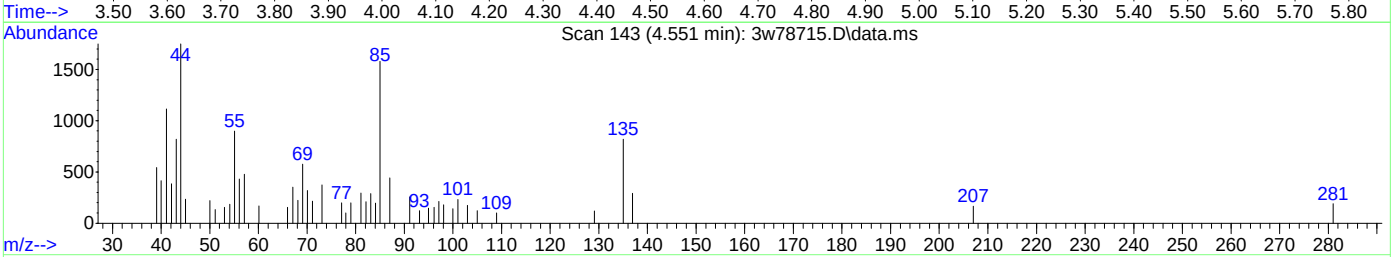

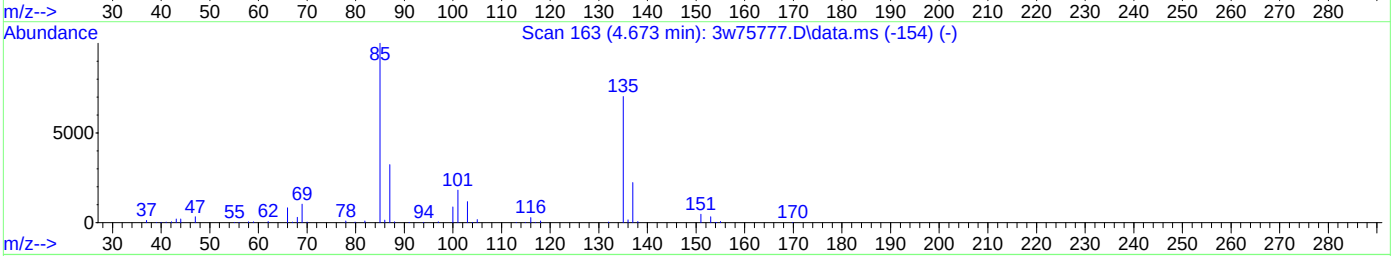

TIC: 3w78715.D\data.ms

(9) FREON 114

4.551min (+0.000) 0.15PPBV

response 4603

Ion	Exp%	Act%
85.00	100	100
135.00	63.50	45.01
87.00	32.10	25.16
0.00	0.00	0.00

Quantitation Report (Qedit)

Data Path : C:\msdchem\1\DATA\
Data File : 3w78715.D
Acq On : 6 Jan 2023 11:00 am
Operator : thomash
Sample : ic3100-0.1
Misc : MS65290,V3W3100,,,,,1
ALS Vial : 1 Sample Multiplier: 1

Quant Time: Jan 09 08:16:39 2023
Quant Method : C:\msdchem\1\METHODS\M3W3100.M
Quant Title : TO15 by GCMS w/Rtx-1, 60 m X 0.32mm ID X 1.0 um
QLast Update : Mon Jan 09 07:56:50 2023
Response via : Initial Calibration

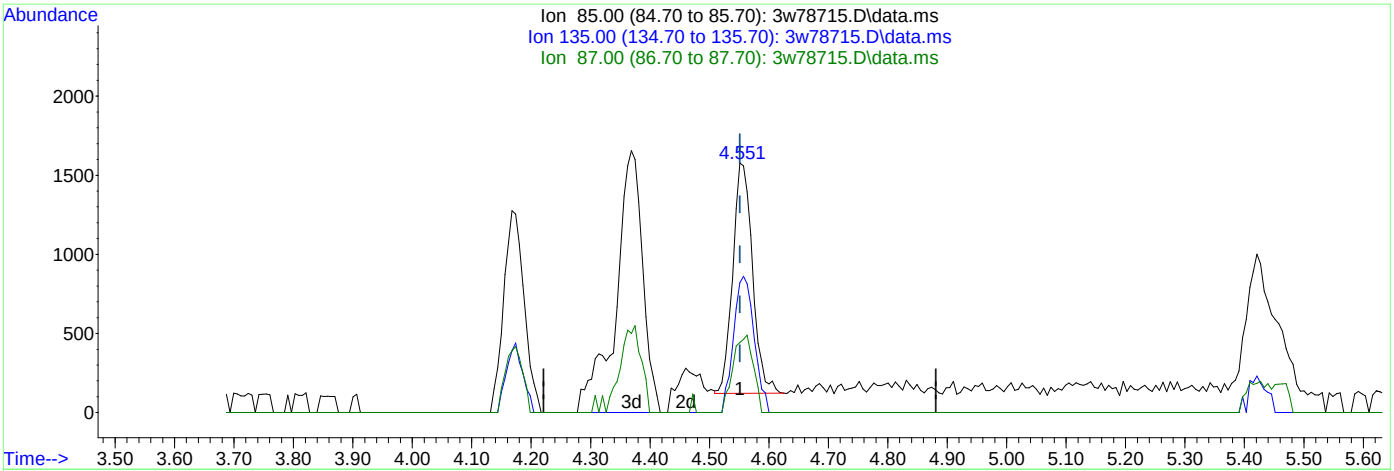

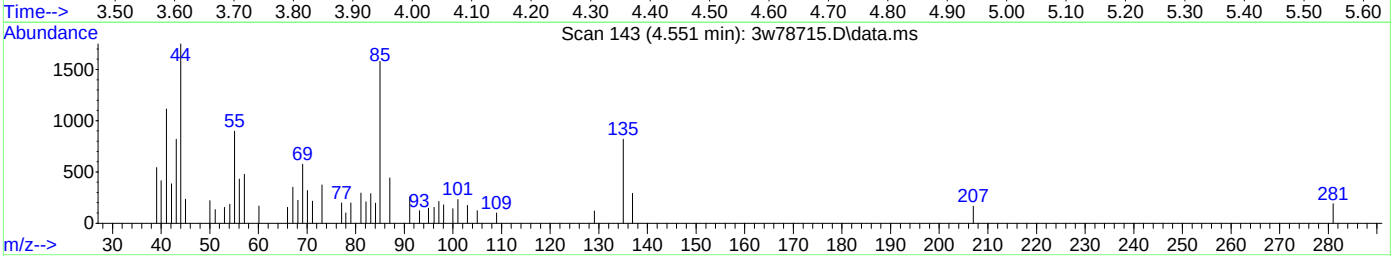

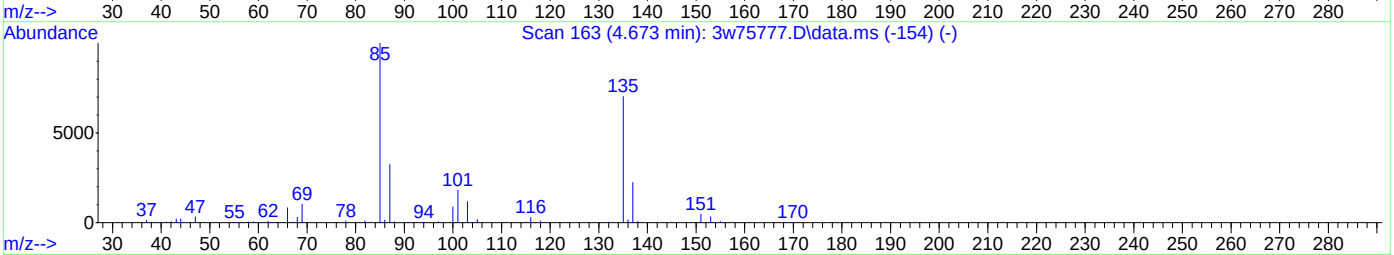

TIC: 3w78715.D\data.ms

(9) FREON 114

4.551min (+0.000) 0.11PPBV m

response 3351

Ion	Exp%	Act%
85.00	100	100
135.00	63.50	61.83
87.00	32.10	34.56
0.00	0.00	0.00

Quantitation Report (Qedit)

Data Path : C:\msdchem\1\DATA\
Data File : 3w78715.D
Acq On : 6 Jan 2023 11:00 am
Operator : thomash
Sample : ic3100-0.1
Misc : MS65290,V3W3100,,,,,1
ALS Vial : 1 Sample Multiplier: 1

Quant Time: Jan 09 08:16:39 2023
Quant Method : C:\msdchem\1\METHODS\M3W3100.M
Quant Title : TO15 by GCMS w/Rtx-1, 60 m X 0.32mm ID X 1.0 um
QLast Update : Mon Jan 09 07:56:50 2023
Response via : Initial Calibration

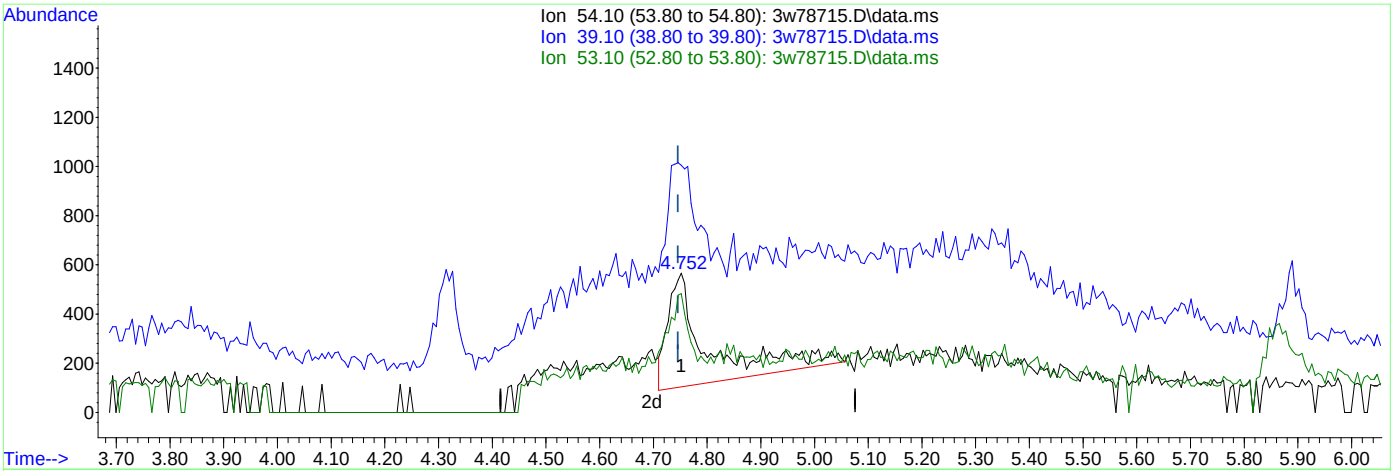

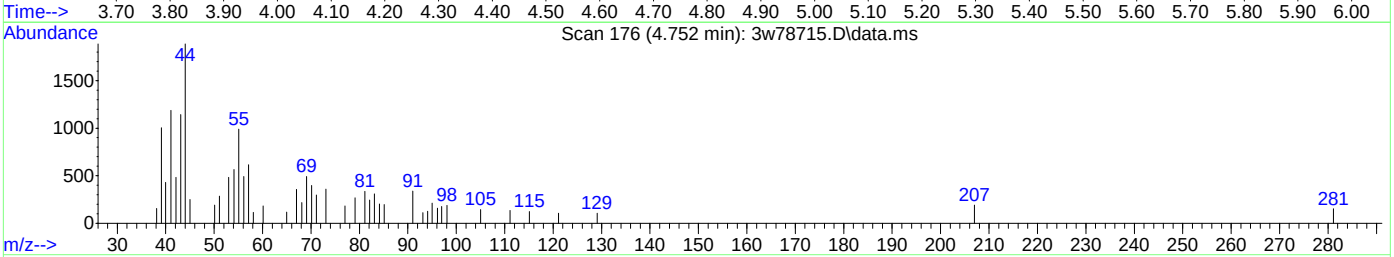

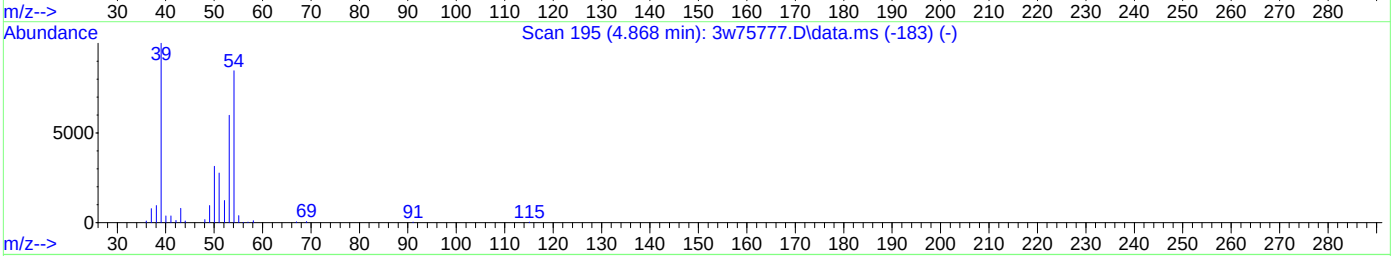

TIC: 3w78715.D\data.ms

(12) 1,3-BUTADIENE

4.752min (+0.006) 0.23PPBV

response 2415

Ion	Exp%	Act%
54.10	100	100
39.10	178.80	70.19#
53.10	70.40	0.00#
0.00	0.00	0.00

Quantitation Report (Qedit)

Data Path : C:\msdchem\1\DATA\
Data File : 3w78715.D
Acq On : 6 Jan 2023 11:00 am
Operator : thomash
Sample : ic3100-0.1
Misc : MS65290,V3W3100,,,,,1
ALS Vial : 1 Sample Multiplier: 1

Quant Time: Jan 09 08:16:39 2023
Quant Method : C:\msdchem\1\METHODS\M3W3100.M
Quant Title : TO15 by GCMS w/Rtx-1, 60 m X 0.32mm ID X 1.0 um
QLast Update : Mon Jan 09 07:56:50 2023
Response via : Initial Calibration

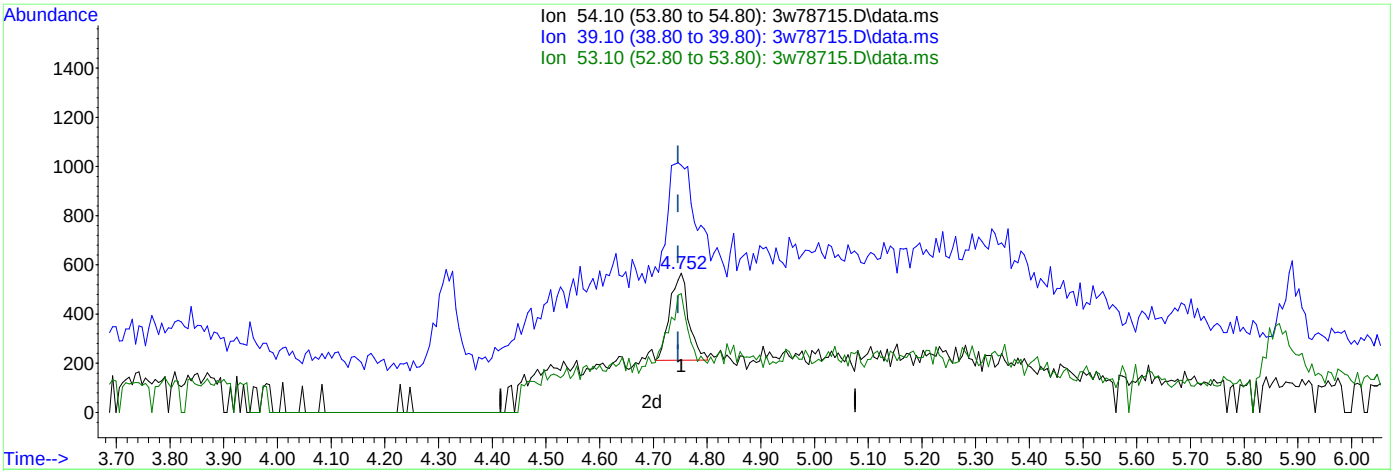

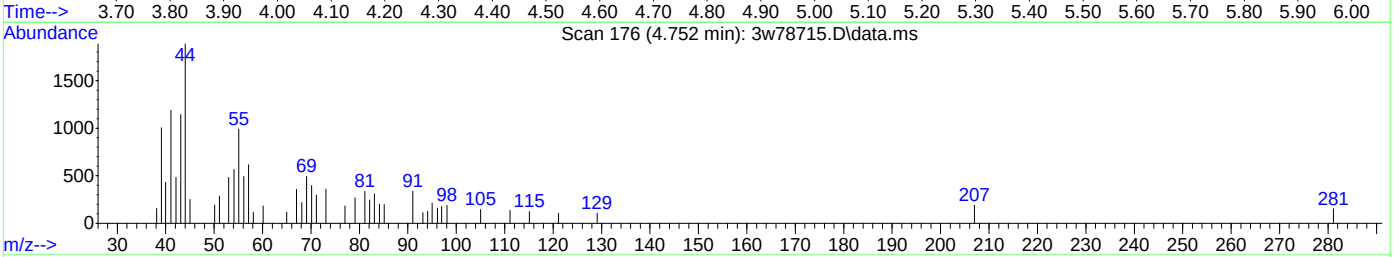

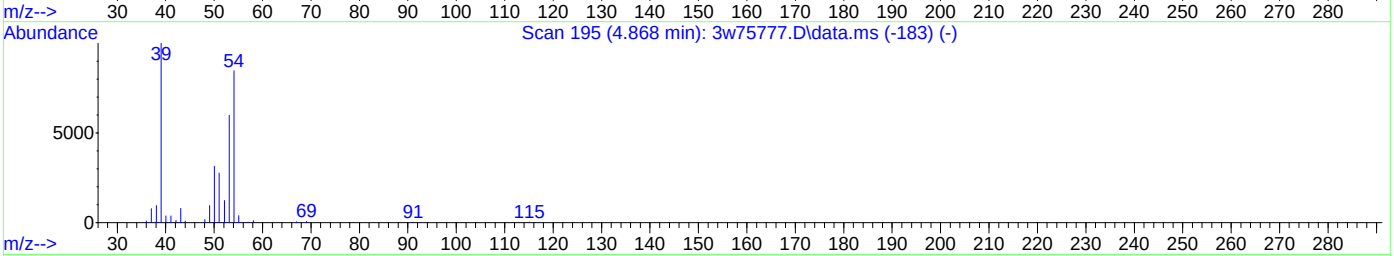

TIC: 3w78715.D\data.ms

(12) 1,3-BUTADIENE

4.752min (+0.006) 0.08PPBV m

response 871

Ion	Exp%	Act%
54.10	100	100
39.10	178.80	194.60
53.10	70.40	0.00#
0.00	0.00	0.00

Quantitation Report (Qedit)

Data Path : C:\msdchem\1\DATA\
Data File : 3w78715.D
Acq On : 6 Jan 2023 11:00 am
Operator : thomash
Sample : ic3100-0.1
Misc : MS65290,V3W3100,,,,,1
ALS Vial : 1 Sample Multiplier: 1

Quant Time: Jan 09 08:16:39 2023
Quant Method : C:\msdchem\1\METHODS\M3W3100.M
Quant Title : TO15 by GCMS w/Rtx-1, 60 m X 0.32mm ID X 1.0 um
QLast Update : Mon Jan 09 07:56:50 2023
Response via : Initial Calibration

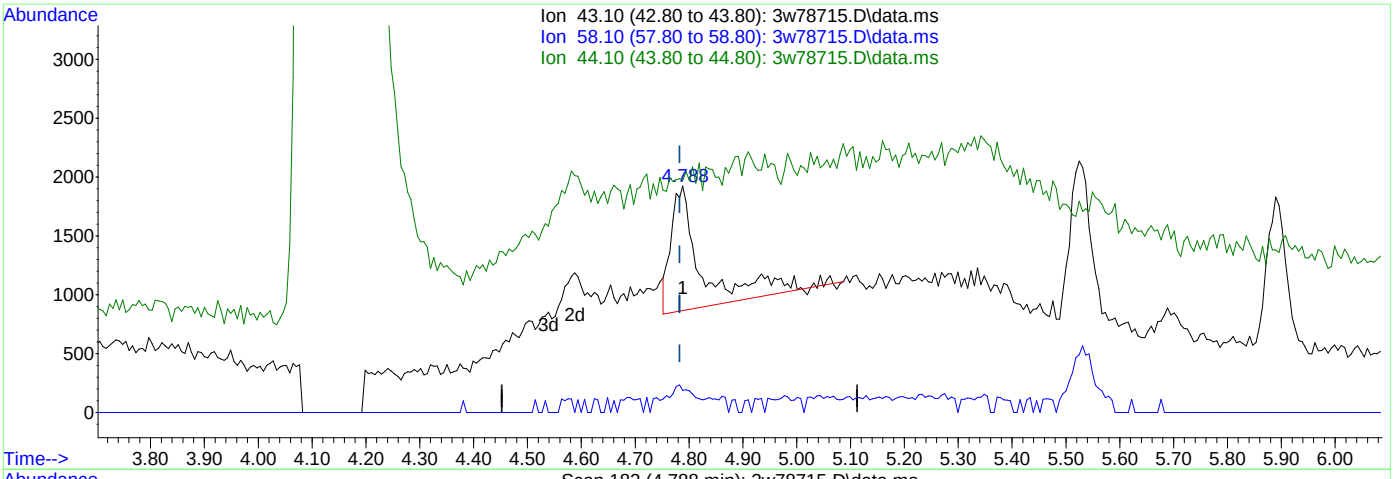

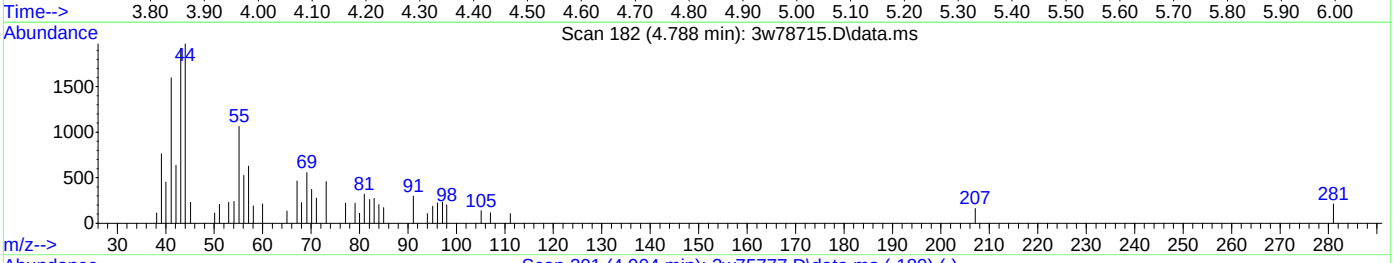

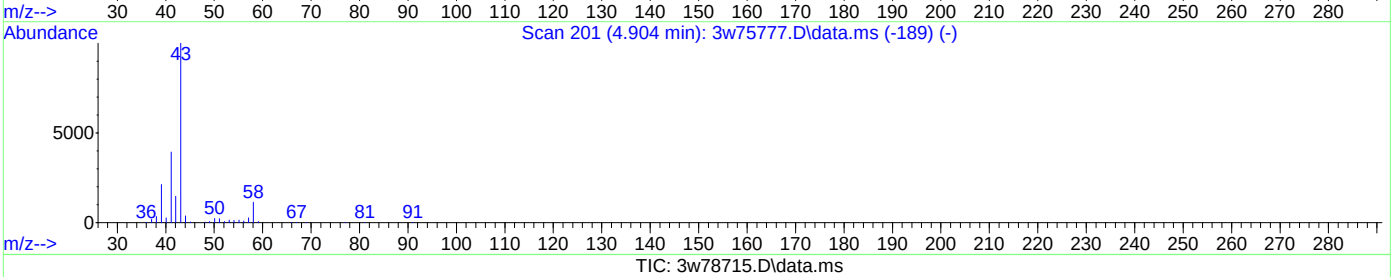

TIC: 3w78715.D\data.ms

(13) n-BUTANE

4.788min (+0.006) 0.20PPBV

response 4198

Ion	Exp%	Act%
43.10	100	100
58.10	10.10	22.06
44.10	3.90	0.00
0.00	0.00	0.00

Quantitation Report (Qedit)

Data Path : C:\msdchem\1\DATA\
Data File : 3w78715.D
Acq On : 6 Jan 2023 11:00 am
Operator : thomash
Sample : ic3100-0.1
Misc : MS65290,V3W3100,,,,,1
ALS Vial : 1 Sample Multiplier: 1

Quant Time: Jan 09 08:16:39 2023
Quant Method : C:\msdchem\1\METHODS\M3W3100.M
Quant Title : TO15 by GCMS w/Rtx-1, 60 m X 0.32mm ID X 1.0 um
QLast Update : Mon Jan 09 07:56:50 2023
Response via : Initial Calibration

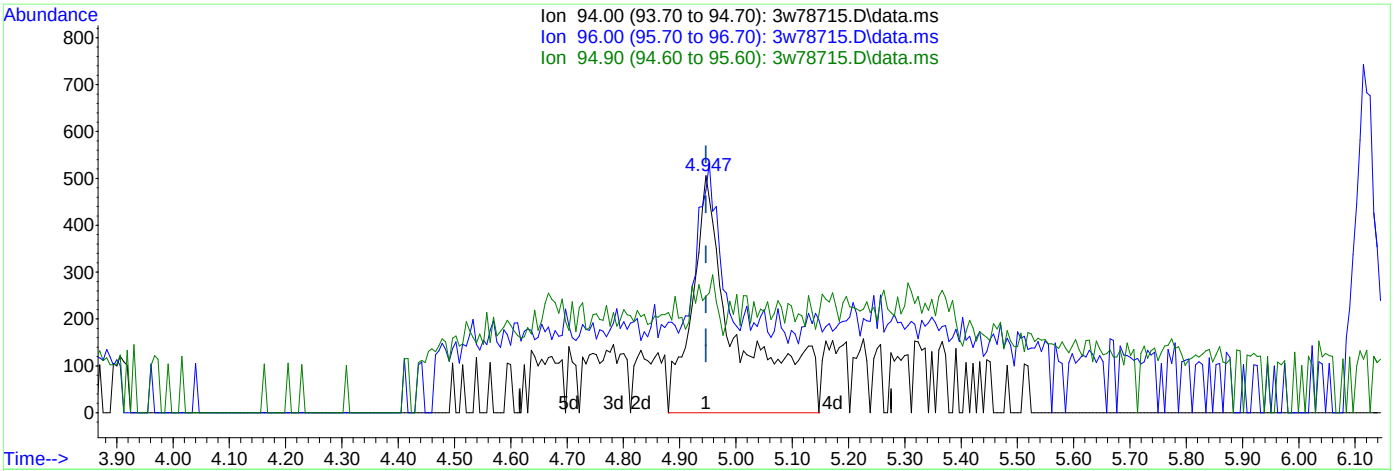

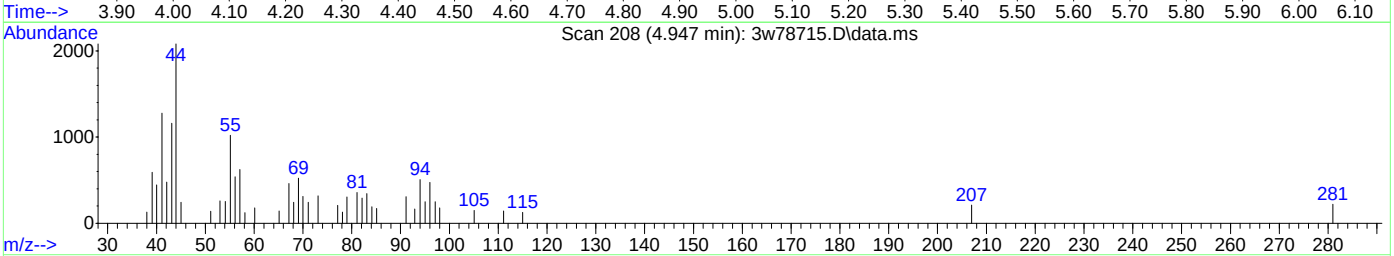

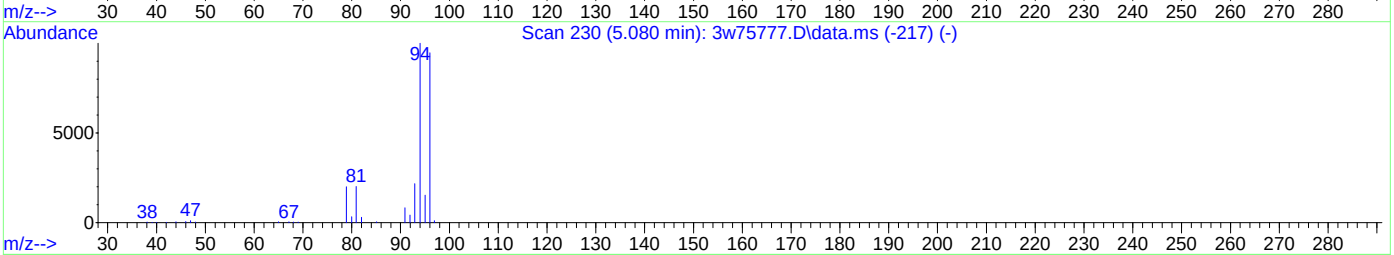

TIC: 3w78715.D\data.ms

(14) BROMOMETHANE

4.947min (+0.000) 0.29PPBV

response 2823

Ion	Exp%	Act%
94.00	100	100
96.00	95.10	32.13#
94.90	14.40	10.34
0.00	0.00	0.00

Quantitation Report (Qedit)

Data Path : C:\msdchem\1\DATA\
Data File : 3w78715.D
Acq On : 6 Jan 2023 11:00 am
Operator : thomash
Sample : ic3100-0.1
Misc : MS65290,V3W3100,,,,,1
ALS Vial : 1 Sample Multiplier: 1

Quant Time: Jan 09 08:16:39 2023
Quant Method : C:\msdchem\1\METHODS\M3W3100.M
Quant Title : TO15 by GCMS w/Rtx-1, 60 m X 0.32mm ID X 1.0 um
QLast Update : Mon Jan 09 07:56:50 2023
Response via : Initial Calibration

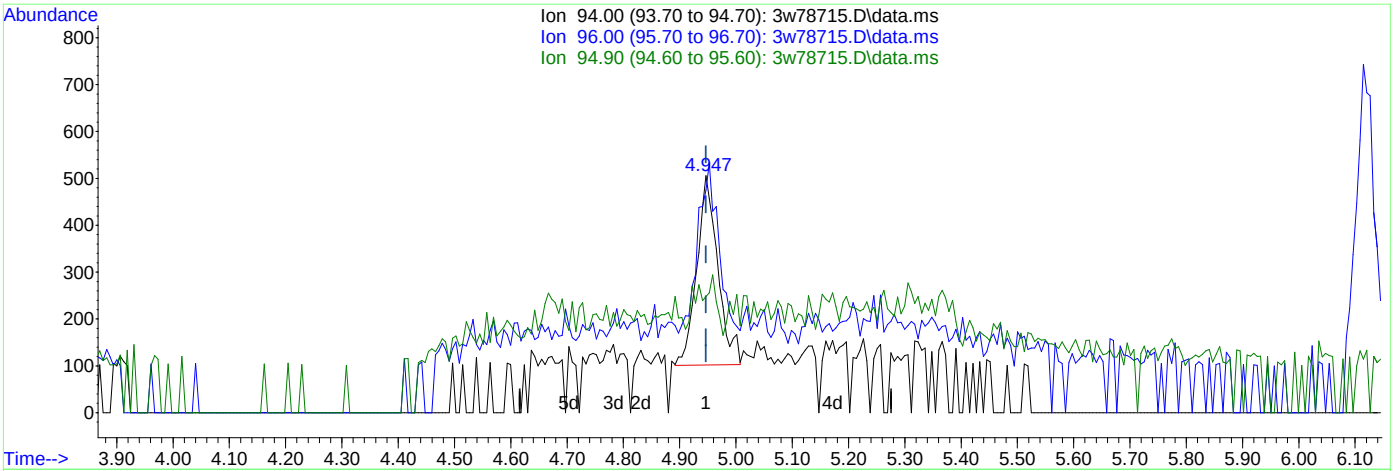

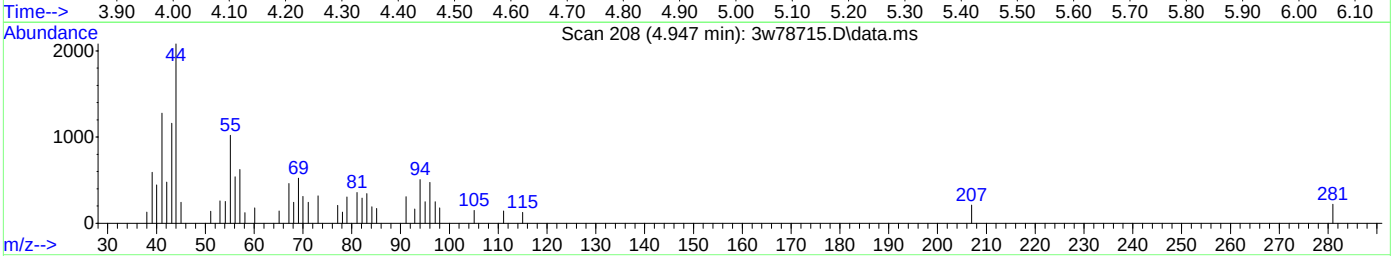

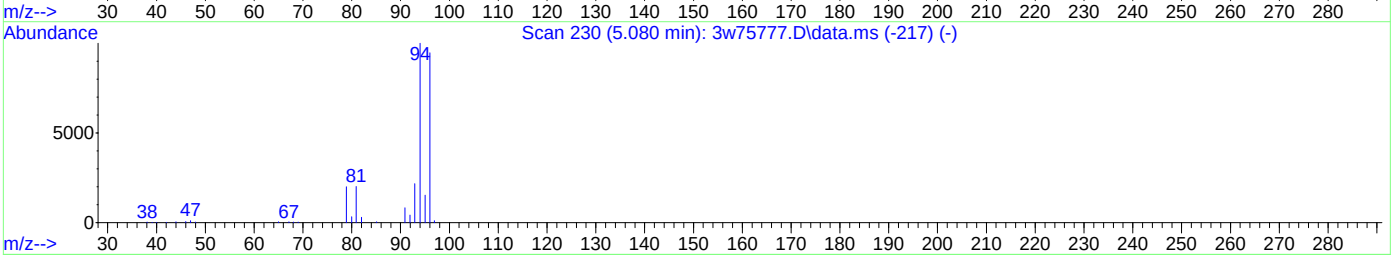

TIC: 3w78715.D\data.ms

(14) BROMOMETHANE

4.947min (+0.000) 0.11PPBV m

response 1049

Ion	Exp%	Act%
94.00	100	100
96.00	95.10	86.46
94.90	14.40	27.84
0.00	0.00	0.00

Quantitation Report (Qedit)

Data Path : C:\msdchem\1\DATA\
Data File : 3w78715.D
Acq On : 6 Jan 2023 11:00 am
Operator : thomash
Sample : ic3100-0.1
Misc : MS65290,V3W3100,,,,,1
ALS Vial : 1 Sample Multiplier: 1

Quant Time: Jan 09 08:58:44 2023
Quant Method : C:\msdchem\1\METHODS\M3W3100.M
Quant Title : TO15 by GCMS w/Rtx-1, 60 m X 0.32mm ID X 1.0 um
QLast Update : Mon Jan 09 07:56:50 2023
Response via : Initial Calibration

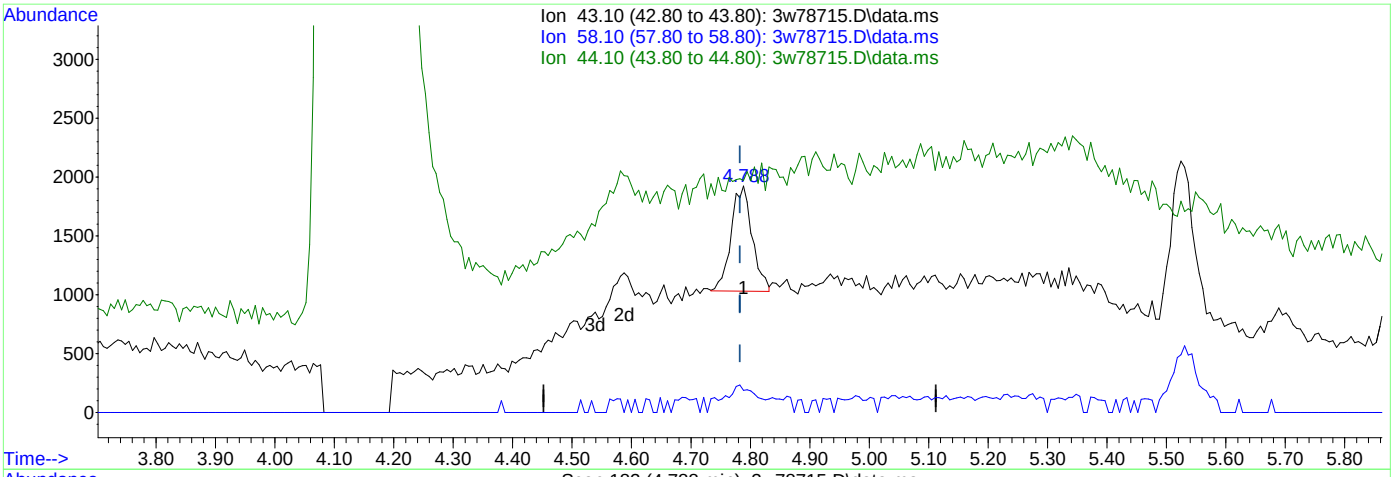

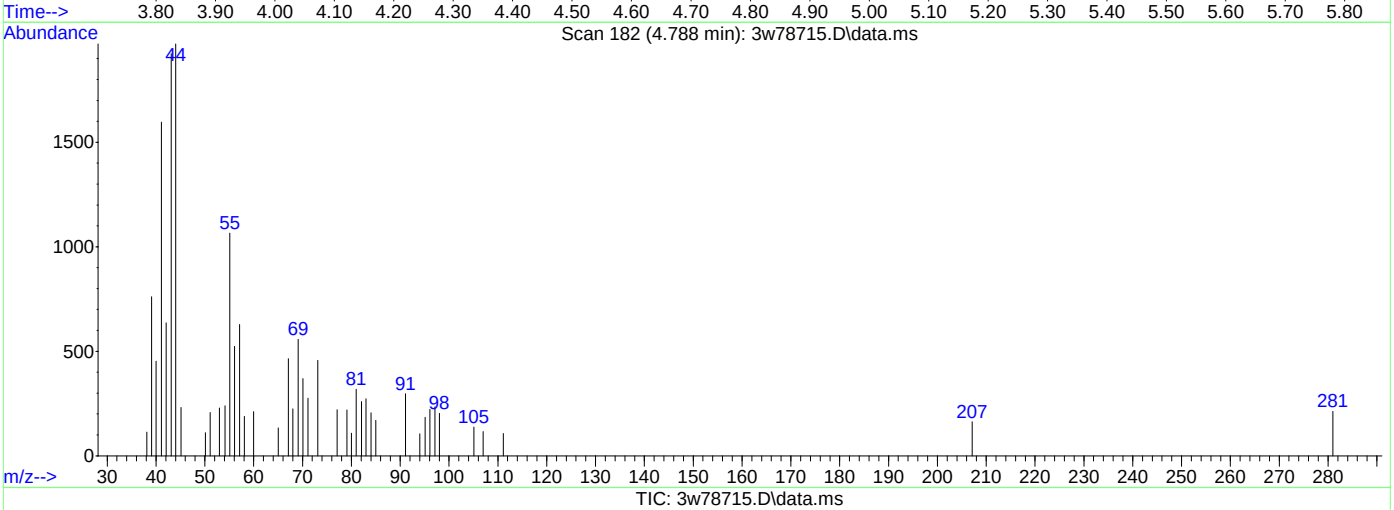

(13) n-BUTANE

4.788min (+0.006) 0.11PPBV m

response 2198

Ion	Exp%	Act%
43.10	100	100
58.10	10.10	42.13#
44.10	3.90	0.00
0.00	0.00	0.00

Quantitation Report (Qedit)

Data Path : C:\msdchem\1\DATA\
Data File : 3w78715.D
Acq On : 6 Jan 2023 11:00 am
Operator : thomash
Sample : ic3100-0.1
Misc : MS65290,V3W3100,,,,,1
ALS Vial : 1 Sample Multiplier: 1

Quant Time: Jan 09 08:58:44 2023
Quant Method : C:\msdchem\1\METHODS\M3W3100.M
Quant Title : TO15 by GCMS w/Rtx-1, 60 m X 0.32mm ID X 1.0 um
QLast Update : Mon Jan 09 07:56:50 2023
Response via : Initial Calibration

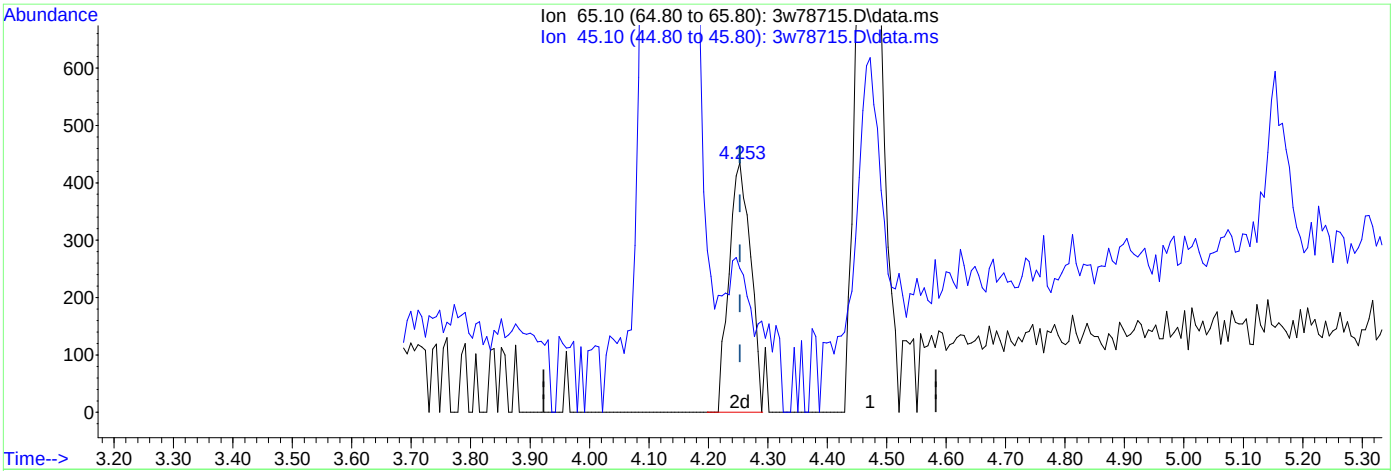

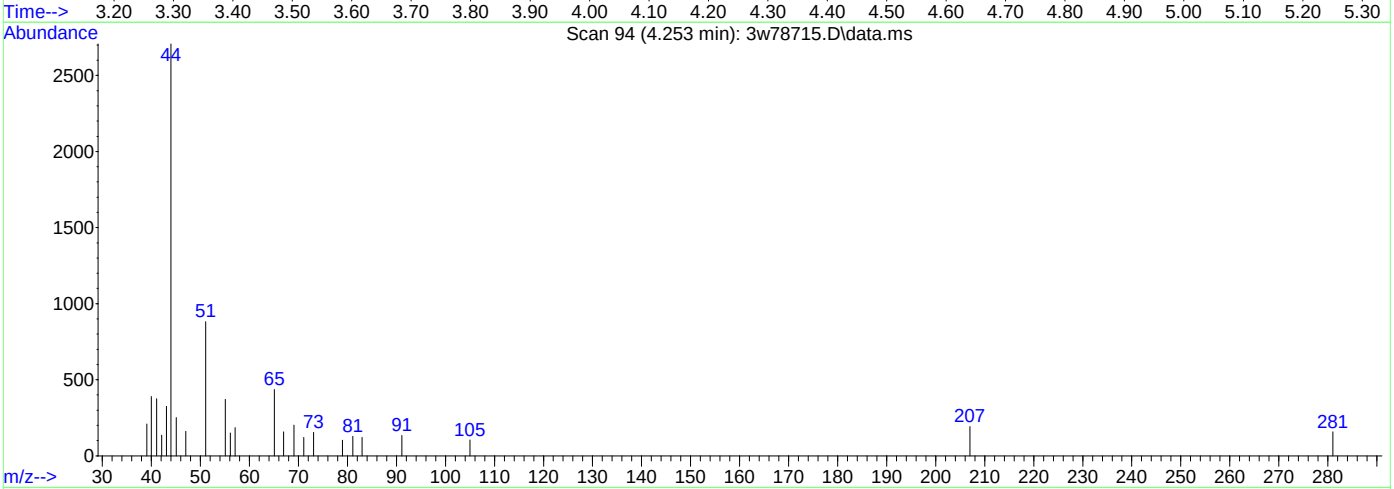

TIC: 3w78715.D\data.ms

(3) FREON 152A

4.253min (+0.000) 0.11PPBV m

response 1100

Ion	Exp%	Act%
65.10	100	100
45.10	36.10	126.18#
0.00	0.00	0.00
0.00	0.00	0.00

Quantitation Report (Qedit)

Data Path : C:\msdchem\1\DATA\
Data File : 3w78715.D
Acq On : 6 Jan 2023 11:00 am
Operator : thomash
Sample : ic3100-0.1
Misc : MS65290,V3W3100,,,,,1
ALS Vial : 1 Sample Multiplier: 1

Quant Time: Jan 09 08:58:44 2023
Quant Method : C:\msdchem\1\METHODS\M3W3100.M
Quant Title : TO15 by GCMS w/Rtx-1, 60 m X 0.32mm ID X 1.0 um
QLast Update : Mon Jan 09 07:56:50 2023
Response via : Initial Calibration

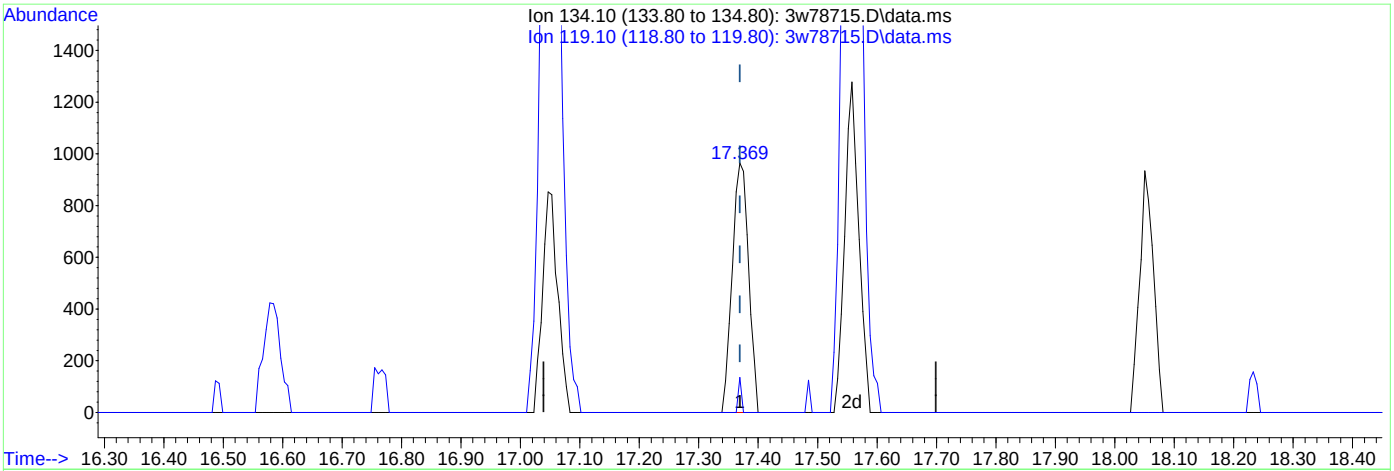

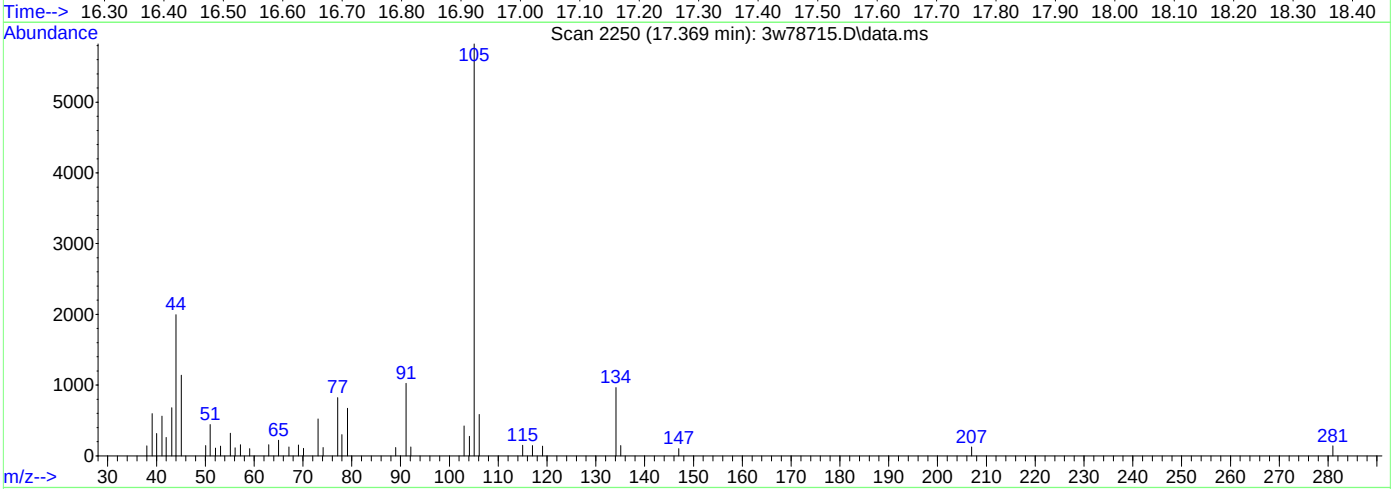

(102) p-ISOPROPYLTOLUENE

17.369min (+0.000) 0.10PPBV

response 1843

Ion	Exp%	Act%
134.10	100	100
119.10	6.30	0.00
0.00	0.00	0.00
0.00	0.00	0.00

Quantitation Report (Qedit)

Data Path : C:\msdchem\1\DATA\
Data File : 3w78715.D
Acq On : 6 Jan 2023 11:00 am
Operator : thomash
Sample : ic3100-0.1
Misc : MS65290,V3W3100,,,,,1
ALS Vial : 1 Sample Multiplier: 1

Quant Time: Jan 09 08:58:44 2023
Quant Method : C:\msdchem\1\METHODS\M3W3100.M
Quant Title : TO15 by GCMS w/Rtx-1, 60 m X 0.32mm ID X 1.0 um
QLast Update : Mon Jan 09 07:56:50 2023
Response via : Initial Calibration

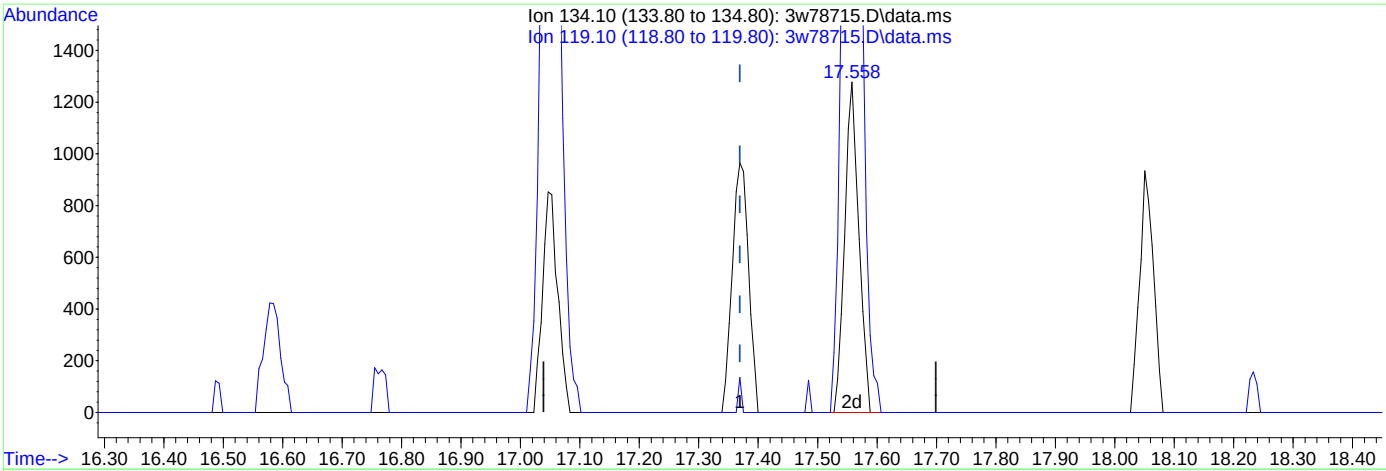

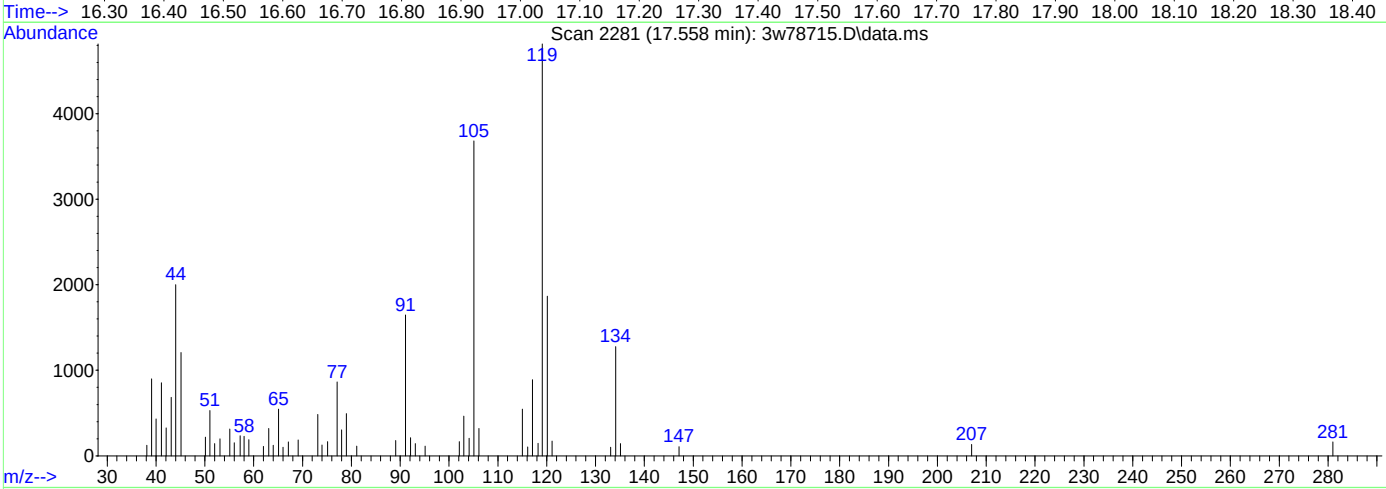

(102) p-ISOPROPYLTOLUENE

17.558min (+0.189) 0.11PPBV m

response 2110

Ion	Exp%	Act%
134.10	100	100
119.10	6.30	0.00
0.00	0.00	0.00
0.00	0.00	0.00

Quantitation Report (Qedit)

Data Path : C:\msdchem\1\DATA\
Data File : 3w78715.D
Acq On : 6 Jan 2023 11:00 am
Operator : thomash
Sample : ic3100-0.1
Misc : MS65290,V3W3100,,,,,1
ALS Vial : 1 Sample Multiplier: 1

Quant Time: Jan 09 12:28:55 2023
Quant Method : C:\msdchem\1\METHODS\M3W3100.M
Quant Title : TO15 by GCMS w/Rtx-1, 60 m X 0.32mm ID X 1.0 um
QLast Update : Mon Jan 09 07:56:50 2023
Response via : Initial Calibration

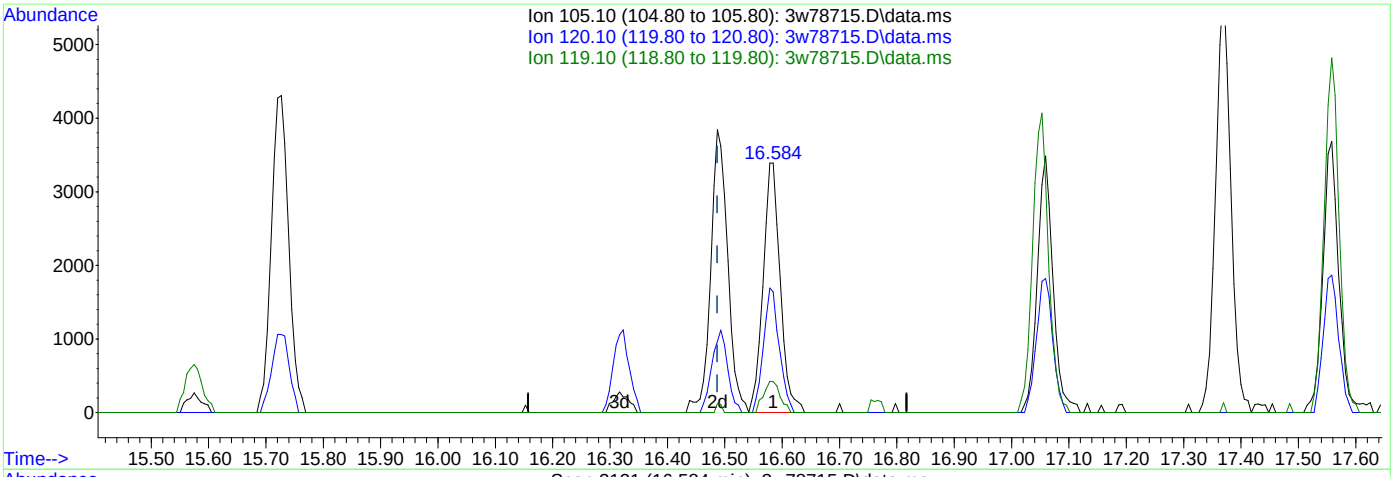

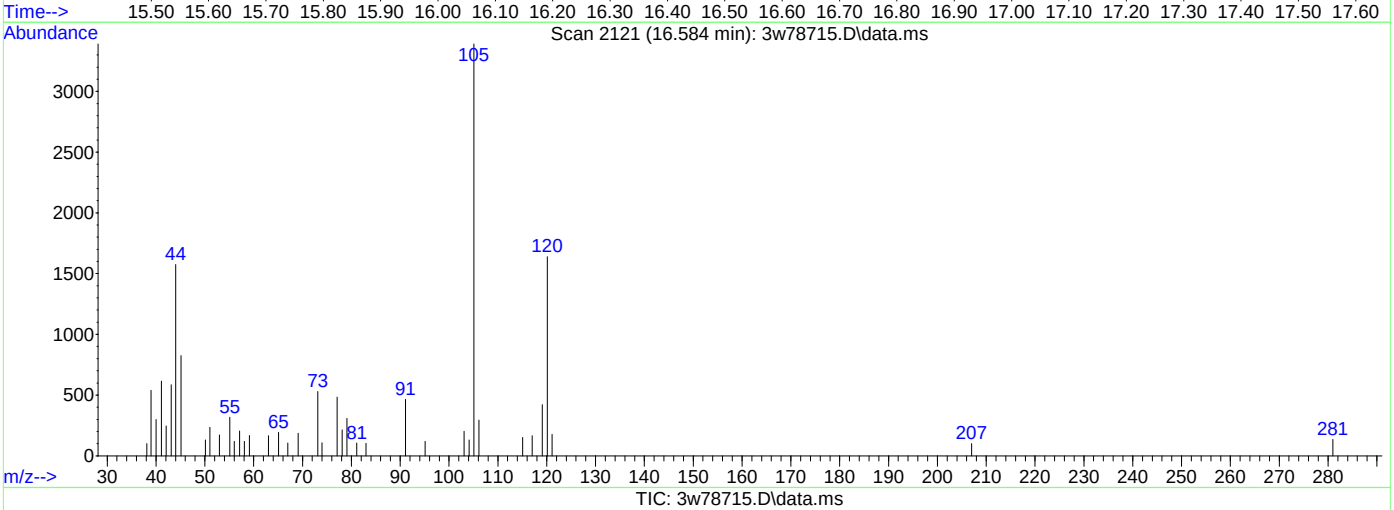

TIC: 3w78715.D\data.ms

(92) 4-ETHYLTOLUENE

16.584min (+0.097) 0.09PPBV

response 7012

Ion	Exp%	Act%
105.10	100	100
120.10	29.90	45.74
119.10	2.40	12.18
0.00	0.00	0.00

Quantitation Report (Qedit)

Data Path : C:\msdchem\1\DATA\
Data File : 3w78715.D
Acq On : 6 Jan 2023 11:00 am
Operator : thomash
Sample : ic3100-0.1
Misc : MS65290,V3W3100,,,,,1
ALS Vial : 1 Sample Multiplier: 1

Quant Time: Jan 09 12:28:55 2023
Quant Method : C:\msdchem\1\METHODS\M3W3100.M
Quant Title : TO15 by GCMS w/Rtx-1, 60 m X 0.32mm ID X 1.0 um
QLast Update : Mon Jan 09 07:56:50 2023
Response via : Initial Calibration

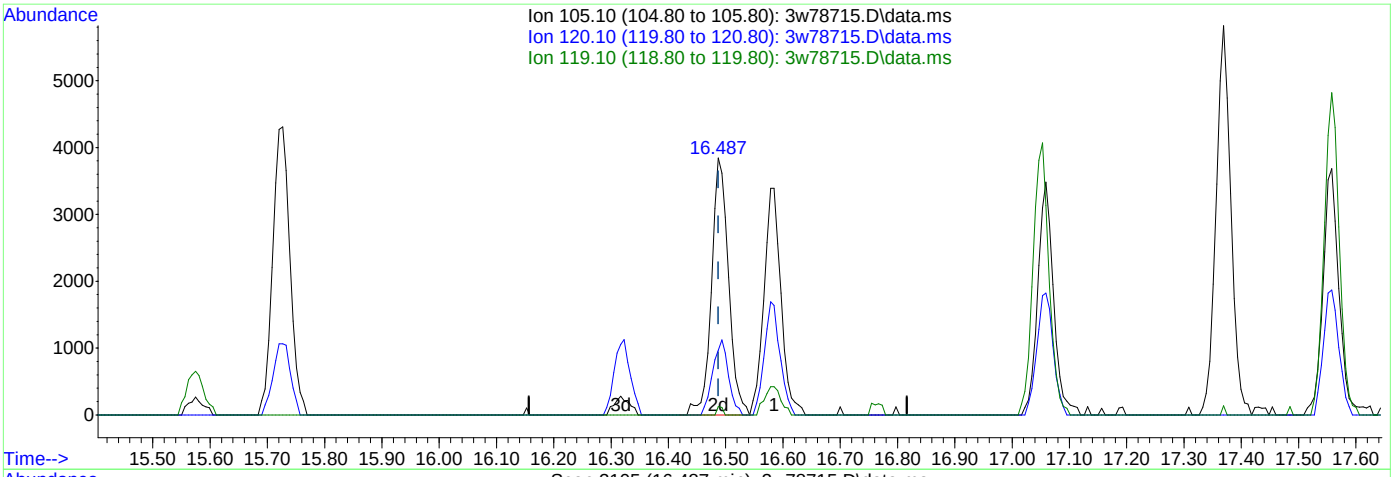

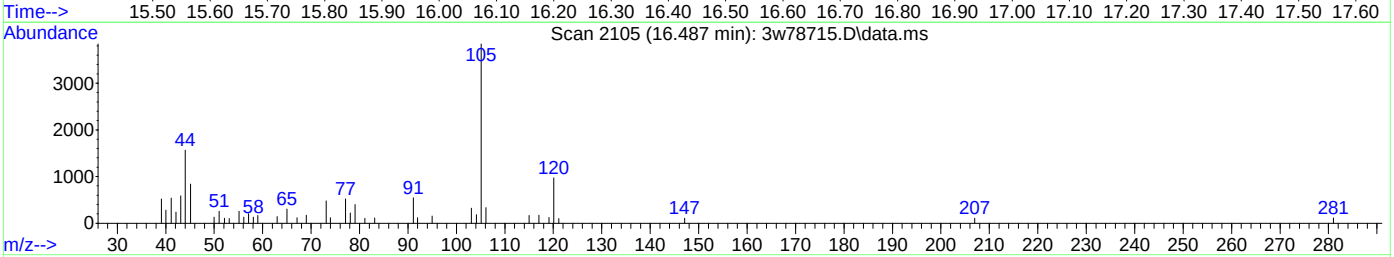

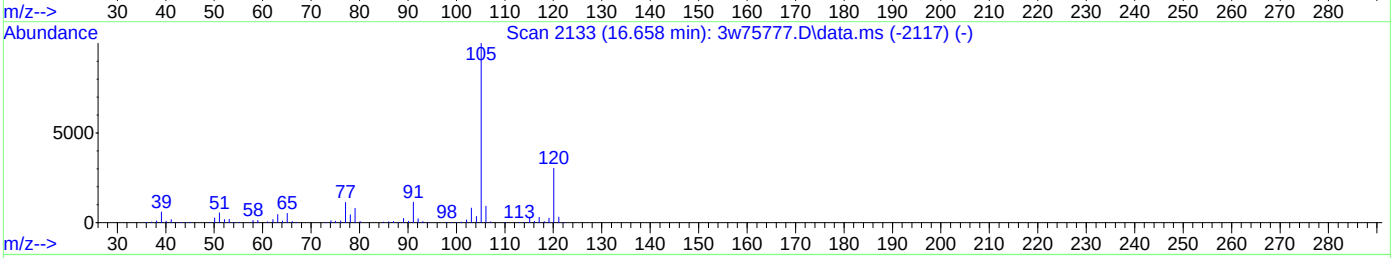

TIC: 3w78715.D\data.ms

(92) 4-ETHYLTOLUENE

16.487min (+0.000) 0.10PPBV m

response 7917

Ion	Exp%	Act%
105.10	100	100
120.10	29.90	40.51
119.10	2.40	10.79
0.00	0.00	0.00

Manual Integrations APPROVED (compounds with "m" flag)
Kanya Veerawat 01/10/23 12:36

Quantitation Report (QT Reviewed)

Data Path : C:\msdchem\1\DATA\
Data File : 3w78716.D
Acq On : 6 Jan 2023 11:40 am
Operator : thomash
Sample : ic3100-0.2
Misc : MS65290,V3W3100,,,,,1
ALS Vial : 1 Sample Multiplier: 1

Quant Time: Jan 09 12:29:29 2023
Quant Method : C:\msdchem\1\METHODS\M3W3100.M
Quant Title : TO15 by GCMS w/Rtx-1, 60 m X 0.32mm ID X 1.0 um
QLast Update : Mon Jan 09 07:56:50 2023
Response via : Initial Calibration

Compound	R.T.	QIon	Response	Conc	Units	Dev(Min)
Internal Standards						
1) BROMOCHLOROMETHANE	7.952	128	90198	10.00	PPBV	# 0.00
51) 1,4-DIFLUOROBENZENE	9.661	114	474945	10.00	PPBV	0.00
70) CHLOROBENZENE-D5	13.926	82	254765	10.00	PPBV	0.00
109) BROMOCHLOROMETHANE (A)	7.952	128	91202	10.00	PPBV	# 0.00
System Monitoring Compounds						
85) 4-BROMOFLUOROBENZENE	15.575	95	297934	10.01	PPBV	0.00
Spiked Amount 10.000	Range 65 - 128		Recovery = 100.10%			
Target Compounds						Qvalue
3) FREON 152A	4.253	65	2089	0.22	PPBV	82
4) CHLORODIFLUOROMETHANE	4.283	67	1211	0.29	PPBV #	60
5) CHLOROTRIFLUOROETHENE	4.314	116	3721	0.20	PPBV #	92
6) DICHLORODIFLUOROMETHANE	4.369	85	9406	0.21	PPBV	93
7) PROPYLENE	4.314	41	3214	0.23	PPBV #	46
8) 1-CHLORO-1,1-DIFLUOROE...	4.466	65	6896	0.24	PPBV #	23
9) FREON 114	4.551	85	7343	0.24	PPBV	85
10) CHLOROMETHANE	4.484	52	998	0.24	PPBV #	84
11) VINYL CHLORIDE	4.648	62	2569	0.20	PPBV	85
12) 1,3-BUTADIENE	4.740	54	1869	0.18	PPBV #	68
13) n-BUTANE	4.782	43	6071	0.30	PPBV #	80
14) BROMOMETHANE	4.947	94	2999	0.32	PPBV #	69
15) CHLOROETHANE	5.068	64	1447	0.25	PPBV #	54
16) DICHLOROFLUOROMETHANE	5.123	67	5271	0.21	PPBV #	95
17) ACETONITRILE	5.318	41	1729m	0.16	PPBV	
18) ACROLEIN	5.409	56	972m	0.18	PPBV	
19) FREON 123	5.415	83	6374	0.21	PPBV	91
20) FREON 123A	5.458	117	3572	0.23	PPBV	98
21) TRICHLOROFLUOROMETHANE	5.628	101	7067	0.20	PPBV	97
22) ISOPROPYL ALCOHOL	5.683	45	7039	0.21	PPBV	70
23) ACETONE	5.525	58	2942m	56.75	PPBV	
24) PENTANE	5.890	42	3739	0.21	PPBV	97
25) IODOMETHANE	6.072	142	6880	0.20	PPBV	96
26) 1,1-DICHLOROETHYLENE	6.121	96	3286	0.23	PPBV	88
27) CARBON DISULFIDE	6.474	76	9227	0.20	PPBV	97
28) ETHANOL	5.147	45	1670	0.28	PPBV #	93
29) BROMOETHENE	5.324	106	1890	0.20	PPBV #	88
30) ACRYLONITRILE	5.859	52	1990	0.18	PPBV #	20
31) METHYLENE CHLORIDE	6.200	84	4629	0.34	PPBV	86
32) 3-CHLOROPROPENE	6.291	76	1445	0.19	PPBV #	87
33) FREON 113	6.394	151	4522	0.21	PPBV	88
34) TRANS-1,2-DICHLOROETHY...	6.942	96	3090	0.20	PPBV	97
35) TERTIARY BUTYL ALCOHOL	6.151	59	7596	0.20	PPBV	98
36) METHYL TERTIARY BUTYL ...	7.167	73	9401	0.20	PPBV	96
37) TETRAHYDROFURAN	8.469	72	1505	0.19	PPBV #	89
38) HEXANE	7.970	57	5414	0.21	PPBV	90
39) VINYL ACETATE	7.210	86	551	0.15	PPBV #	47
40) 1,1-DICHLOROETHANE	7.112	63	6133	0.21	PPBV	91
41) METHYL ETHYL KETONE	7.459	72	1586	0.20	PPBV #	95
42) cis-1,2-DICHLOROETHYLENE	7.806	96	3172	0.20	PPBV	97
43) DIISOPROPYL ETHER	7.970	59	1649	0.21	PPBV #	76
44) ETHYL ACETATE	8.001	61	1037	0.18	PPBV #	1
45) METHYL ACRYLATE	7.988	55	6629	0.21	PPBV	98
46) CHLOROFORM	8.061	83	7523	0.22	PPBV	95
47) 2,4-DIMETHYLPENTANE	8.743	57	6662	0.21	PPBV	99
48) 1,1,1-TRICHLOROETHANE	8.943	97	7240	0.22	PPBV	97
49) CARBON TETRACHLORIDE	9.497	117	6897	0.21	PPBV	100

Quantitation Report (QT Reviewed)

Data Path : C:\msdchem\1\DATA\
Data File : 3w78716.D
Acq On : 6 Jan 2023 11:40 am
Operator : thomash
Sample : ic3100-0.2
Misc : MS65290,V3W3100,,,,,1
ALS Vial : 1 Sample Multiplier: 1

Quant Time: Jan 09 12:29:29 2023
Quant Method : C:\msdchem\1\METHODS\M3W3100.M
Quant Title : TO15 by GCMS w/Rtx-1, 60 m X 0.32mm ID X 1.0 um
QLast Update : Mon Jan 09 07:56:50 2023
Response via : Initial Calibration

	Compound	R.T.	QIon	Response	Conc	Units		Dev(Min)
50)	1,2-DICHLOROETHANE	8.718	62	4333	0.19	PPBV		93
52)	BENZENE	9.357	78	11017	0.22	PPBV		97
53)	CYCLOHEXANE	9.613	84	5210	0.25	PPBV		82
54)	2,3-DIMETHYLPENTANE	9.813	71	2799	0.25	PPBV	#	84
55)	TRICHLOROETHYLENE	10.331	95	4606	0.22	PPBV		90
56)	1,2-DICHLOROPROPANE	10.118	63	4171	0.22	PPBV		91
57)	DIBROMOMETHANE	10.093	174	3273	0.20	PPBV	#	80
58)	ETHYL ACRYLATE	10.105	55	7704	0.19	PPBV		98
59)	BROMODICHLOROMETHANE	10.294	83	8569	0.23	PPBV		93
60)	2,2,4-TRIMETHYLPENTANE	10.349	57	18000	0.21	PPBV		99
61)	1,4-DIOXANE	10.379	88	2043	0.19	PPBV	#	1
62)	HEPTANE	10.598	43	7311	0.22	PPBV		96
63)	METHYL METHACRYLATE	10.519	69	3418	0.18	PPBV		92
64)	METHYL ISOBUTYL KETONE	11.207	58	3409	0.20	PPBV	#	82
65)	cis-1,3-DICHLOROPROPENE	11.158	75	5967	0.20	PPBV	#	69
66)	TOLUENE	12.119	92	7757	0.23	PPBV		94
67)	1,3-DICHLOROPROPANE	12.150	76	5832	0.20	PPBV	#	72
68)	trans-1,3-DICHLOROPROPENE	11.669	75	5309	0.19	PPBV		86
69)	1,1,2-TRICHLOROETHANE	11.839	83	4088	0.22	PPBV		89
71)	2-HEXANONE	12.399	58	4341	0.22	PPBV	#	82
72)	ETHYL METHACRYLATE	12.387	69	5959	0.20	PPBV		97
73)	TETRACHLOROETHYLENE	13.263	164	4213	0.21	PPBV		93
74)	DIBROMOCHLOROMETHANE	12.551	129	6970	0.22	PPBV		98
75)	1,2-DIBROMOETHANE	12.800	107	5932	0.21	PPBV	#	99
76)	OCTANE	13.099	43	9866	0.23	PPBV		93
77)	1,1,1,2-TETRACHLOROETHANE	13.950	131	5095	0.23	PPBV		93
78)	CHLOROBENZENE	13.975	112	8905	0.22	PPBV		91
79)	ETHYLBENZENE	14.364	91	19579	0.27	PPBV		95
80)	m,p-XYLENE	14.553	106	13368	0.50	PPBV		98
81)	o-XYLENE	15.064	106	6564	0.25	PPBV		90
82)	STYRENE	14.948	104	8219	0.20	PPBV		98
83)	NONANE	15.301	43	9898	0.22	PPBV		95
84)	BROMOFORM	14.644	173	5904	0.20	PPBV		99
86)	1,1,2,2-TETRACHLOROETHANE	15.064	83	9756	0.23	PPBV		93
87)	1,2,3-TRICHLOROPROPANE	15.210	75	7221	0.21	PPBV		94
88)	ISOPROPYLBENZENE	15.727	105	17504	0.22	PPBV		98
89)	BROMOBENZENE	15.830	77	8830	0.22	PPBV	#	79
90)	2-CHLOROTOLUENE	16.274	126	4003	0.21	PPBV		99
91)	n-PROPYLBENZENE	16.317	120	4255	0.20	PPBV		92
92)	4-ETHYLTOLUENE	16.487	105	15704	0.20	PPBV		97
93)	1,3,5-TRIMETHYLBENZENE	16.578	105	13269	0.20	PPBV		94
94)	ALPHA-METHYLSTYRENE	16.761	118	5660	0.17	PPBV		100
95)	tert-BUTYLBENZENE	17.047	134	3027	0.22	PPBV	#	92
96)	1,2,4-TRIMETHYLBENZENE	17.059	105	13209	0.20	PPBV		95
97)	m-DICHLOROBENZENE	17.235	146	6798	0.17	PPBV		96
98)	BENZYL CHLORIDE	17.217	91	9698	0.16	PPBV		95
99)	p-DICHLOROBENZENE	17.314	146	5993	0.15	PPBV		96
100)	sec-BUTYLBENZENE	17.369	134	3855	0.21	PPBV	#	83
101)	1,2,3-Trimethylbenzene	17.552	105	14004	0.21	PPBV		95
102)	p-ISOPROPYLTOLUENE	17.558	134	4013m	0.22	PPBV		
103)	o-DICHLOROBENZENE	17.710	146	7093	0.18	PPBV		95
104)	n-BUTYLBENZENE	18.045	134	3056	0.16	PPBV	#	43
105)	HEXACHLOROETHANE	18.495	117	6261	0.23	PPBV		93
106)	HEXACHLOROBUTADIENE	20.235	225	6739	0.20	PPBV		99
107)	1,2,4-TRICHLOROBENZENE	19.711	180	1972	0.06	PPBV		99
108)	NAPHTHALENE	19.833	128	7549	0.09	PPBV		90
110)	TVHC as equiv Pentane	5.890	TIC	18607m	0.17	PPBV		

Quantitation Report (QT Reviewed)

Data Path : C:\msdchem\1\DATA\
Data File : 3w78716.D
Acq On : 6 Jan 2023 11:40 am
Operator : thomash
Sample : ic3100-0.2
Misc : MS65290,V3W3100,,,,,1
ALS Vial : 1 Sample Multiplier: 1

Quant Time: Jan 09 12:29:29 2023
Quant Method : C:\msdchem\1\METHODS\M3W3100.M
Quant Title : TO15 by GCMS w/Rtx-1, 60 m X 0.32mm ID X 1.0 um
QLast Update : Mon Jan 09 07:56:50 2023
Response via : Initial Calibration

Compound	R.T.	QIon	Response	Conc	Units	Dev(Min)

(#) = qualifier out of range (m) = manual integration (+) = signals summed

Quantitation Report (QT Reviewed)

Data Path : C:\msdchem\1\DATA\
Data File : 3w78716.D
Acq On : 6 Jan 2023 11:40 am
Operator : thomash
Sample : ic3100-0.2
Misc : MS65290,V3W3100,,,,,1
ALS Vial : 1 Sample Multiplier: 1

Quant Time: Jan 09 12:29:29 2023
Quant Method : C:\msdchem\1\METHODS\M3W3100.M
Quant Title : TO15 by GCMS w/Rtx-1, 60 m X 0.32mm ID X 1.0 um
QLast Update : Mon Jan 09 07:56:50 2023
Response via : Initial Calibration

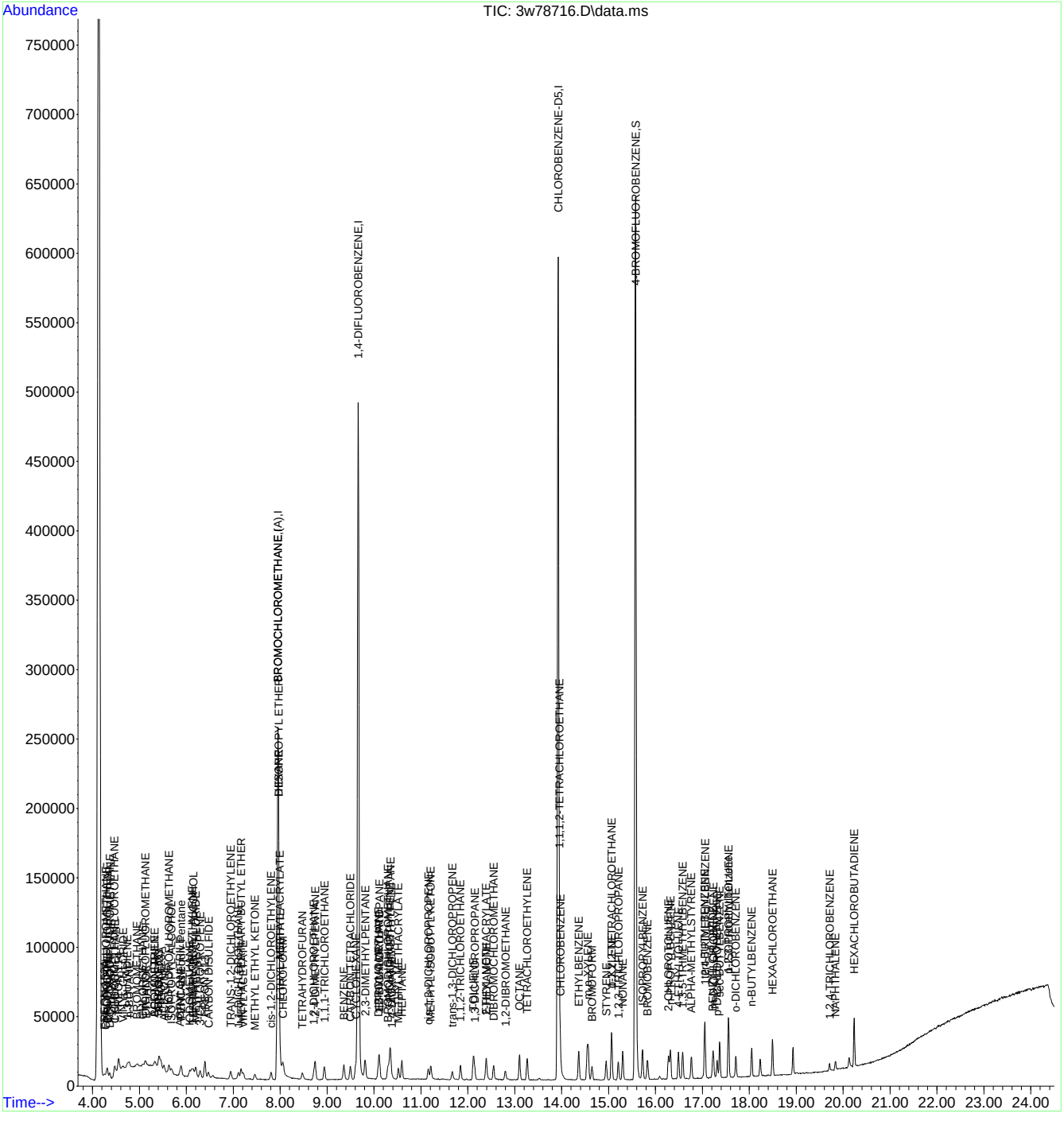

Manual Integration Approval Summary

Sample Number:	V3W3100-IC3100	**Method:**	TO-15
Lab FileID:	3W78716.D	**Analyst approved:**	01/09/23 13:35 Thomas Hilbig
Injection Time:	01/06/23 11:40	**Supervisor approved:**	01/10/23 12:36 Kanya Veerawat

Parameter	CAS	Sig#	R.T. (min.)	Reason
Acetonitrile	75-05-8		5.32	Missed peak
Acrolein	107-02-8		5.41	Missed peak
Acetone (2-Propanone)	67-64-1		5.52	Missed peak
TVHC As Equiv Pentane			5.89	Missed peak
p-Isopropyltoluene	99-87-6		17.56	Missed peak

Quantitation Report (Qedit)

Data Path : C:\msdchem\1\DATA\
Data File : 3w78716.D
Acq On : 6 Jan 2023 11:40 am
Operator : thomash
Sample : ic3100-0.2
Misc : MS65290,V3W3100,,,,,1
ALS Vial : 1 Sample Multiplier: 1

Quant Time: Jan 09 08:16:21 2023
Quant Method : C:\msdchem\1\METHODS\M3W3100.M
Quant Title : TO15 by GCMS w/Rtx-1, 60 m X 0.32mm ID X 1.0 um
QLast Update : Mon Jan 09 07:56:50 2023
Response via : Initial Calibration

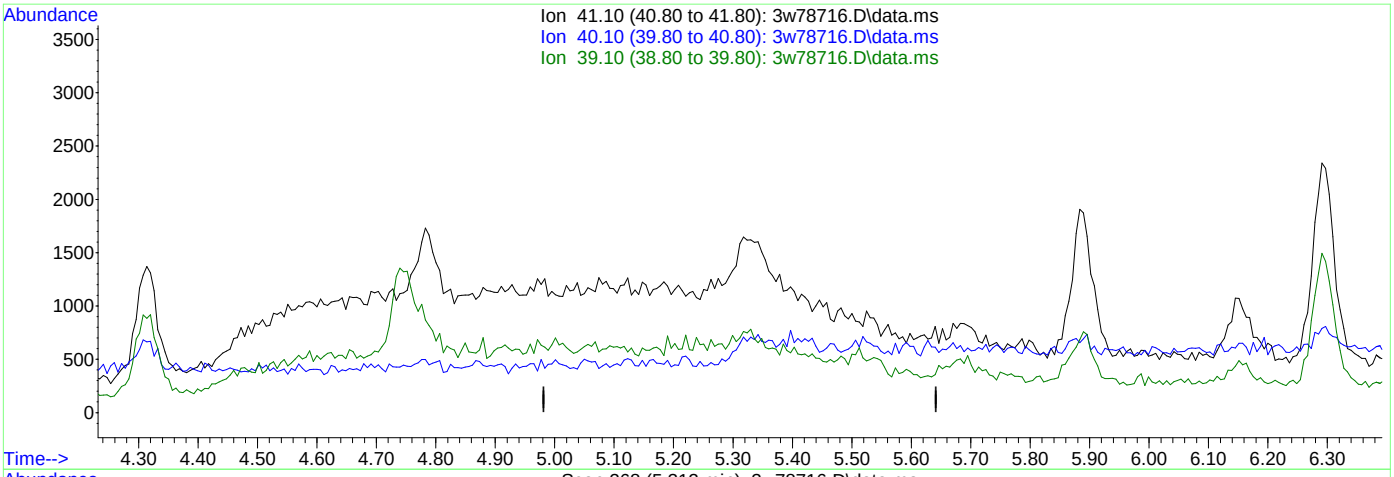

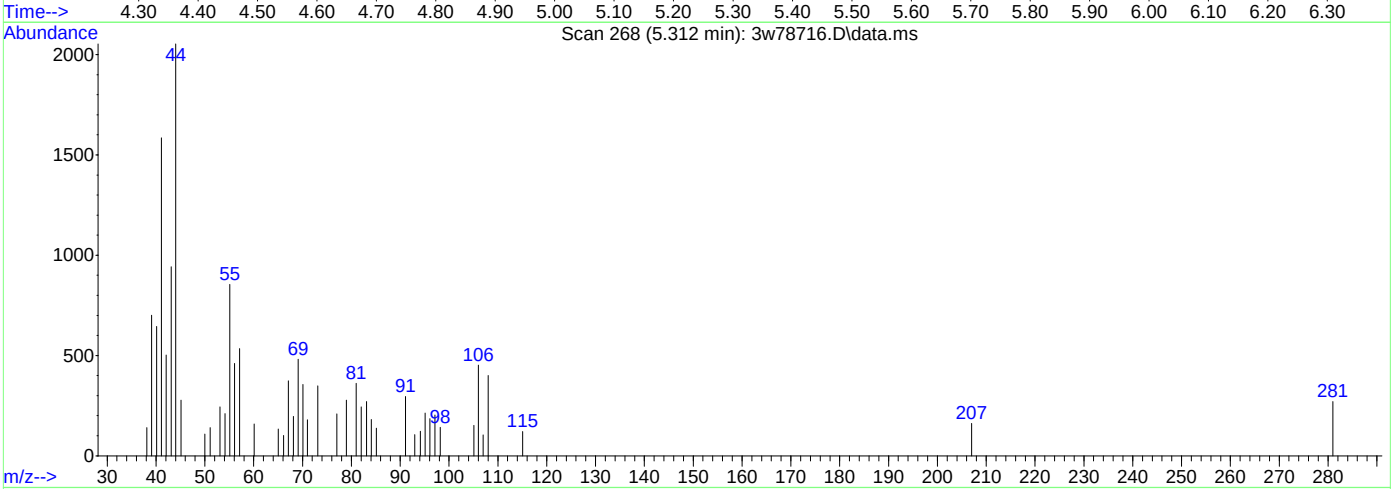

(17) ACETONITRILE

5.311min (-5.311) 0.00PPBV

response 0

Ion	Exp%	Act%
41.10	100	0.00
40.10	60.30	0.00#
39.10	19.90	0.00#
0.00	0.00	0.00

Quantitation Report (Qedit)

Data Path : C:\msdchem\1\DATA\
Data File : 3w78716.D
Acq On : 6 Jan 2023 11:40 am
Operator : thomash
Sample : ic3100-0.2
Misc : MS65290,V3W3100,,,,,1
ALS Vial : 1 Sample Multiplier: 1

Quant Time: Jan 09 08:16:21 2023
Quant Method : C:\msdchem\1\METHODS\M3W3100.M
Quant Title : TO15 by GCMS w/Rtx-1, 60 m X 0.32mm ID X 1.0 um
QLast Update : Mon Jan 09 07:56:50 2023
Response via : Initial Calibration

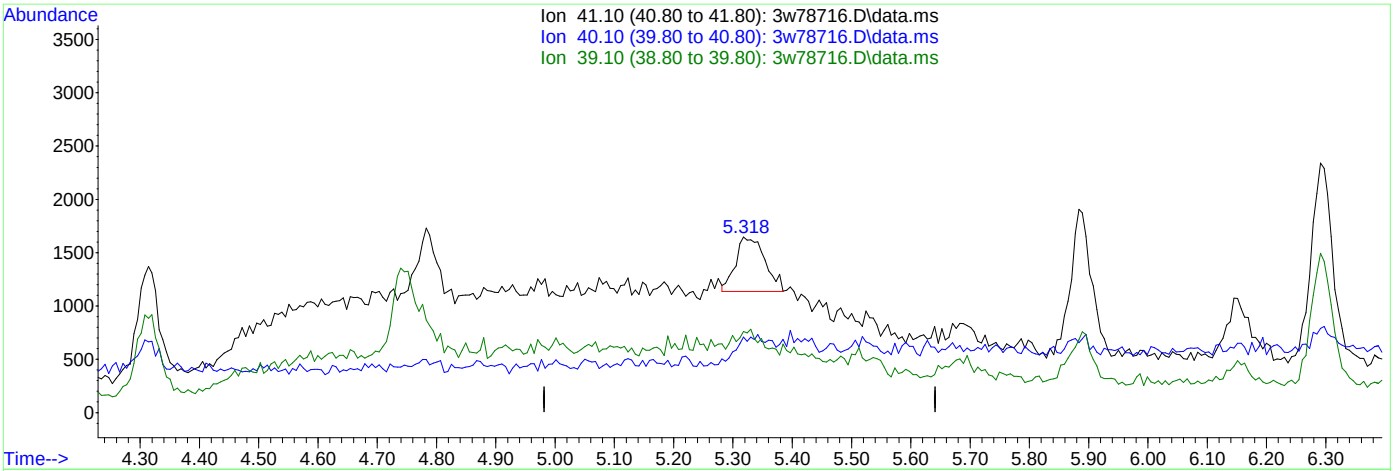

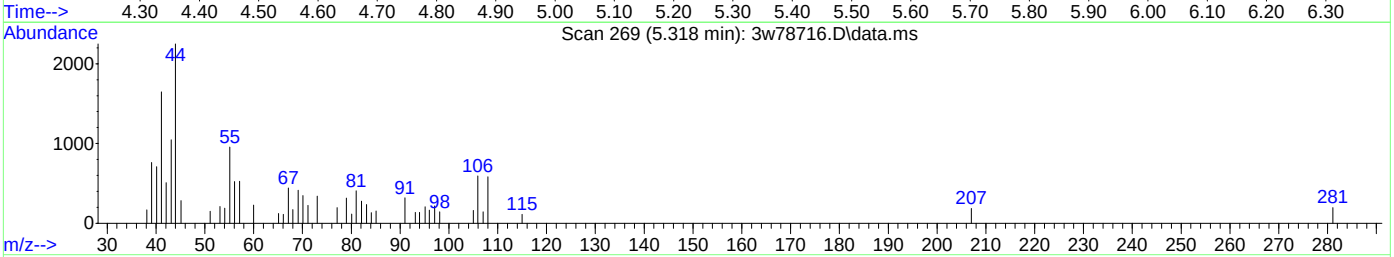

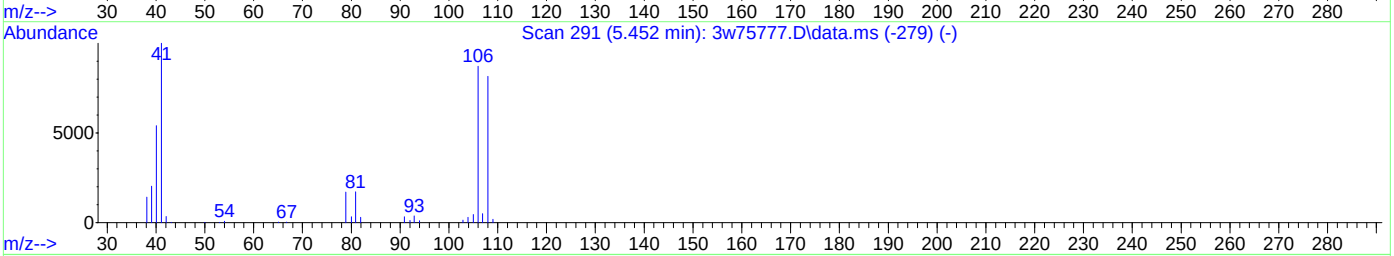

TIC: 3w78716.D\data.ms

(17) ACETONITRILE

5.318min (+0.006) 0.16PPBV m

response 1729

Ion	Exp%	Act%
41.10	100	100
40.10	60.30	0.00#
39.10	19.90	0.00#
0.00	0.00	0.00

Quantitation Report (Qedit)

Data Path : C:\msdchem\1\DATA\
Data File : 3w78716.D
Acq On : 6 Jan 2023 11:40 am
Operator : thomash
Sample : ic3100-0.2
Misc : MS65290,V3W3100,,,,,1
ALS Vial : 1 Sample Multiplier: 1

Quant Time: Jan 09 08:16:21 2023
Quant Method : C:\msdchem\1\METHODS\M3W3100.M
Quant Title : TO15 by GCMS w/Rtx-1, 60 m X 0.32mm ID X 1.0 um
QLast Update : Mon Jan 09 07:56:50 2023
Response via : Initial Calibration

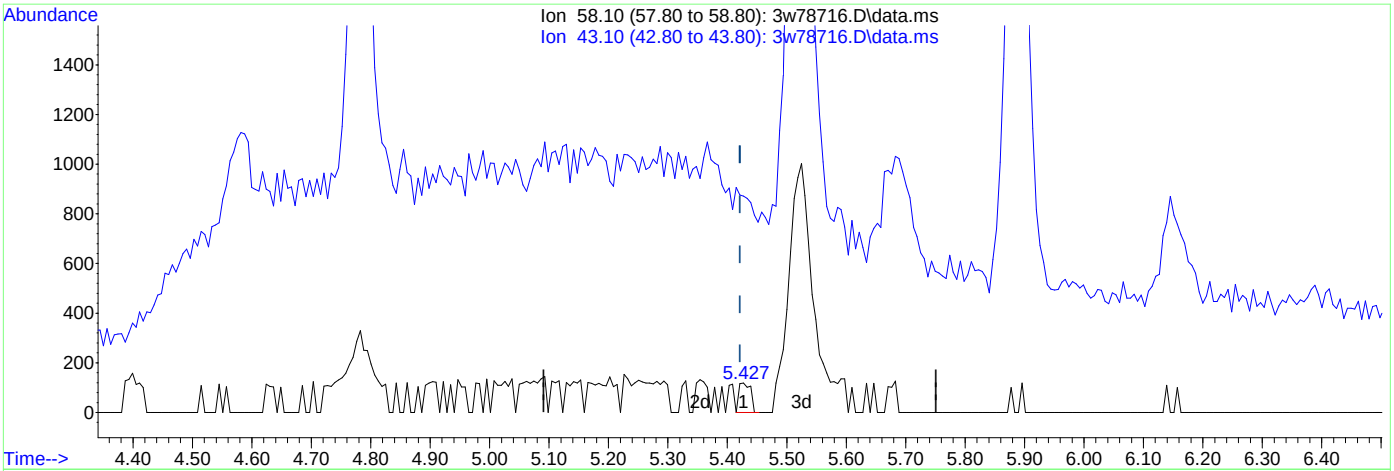

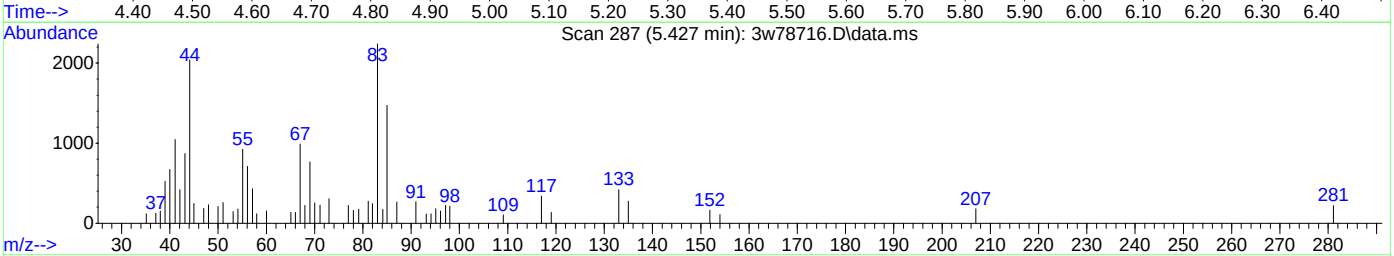

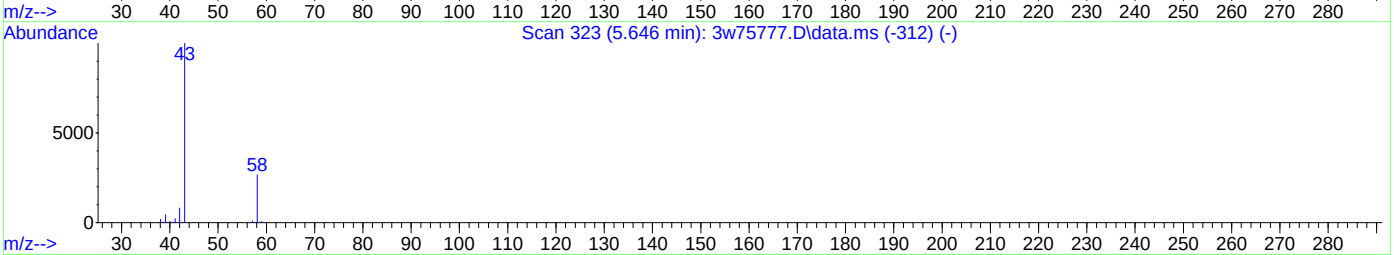

TIC: 3w78716.D\data.ms

(23) ACETONE

5.427min (+0.006) 3.12PPBV

response 162

Ion	Exp%	Act%
58.10	100	100
43.10	385.90	0.00#
0.00	0.00	0.00
0.00	0.00	0.00

Quantitation Report (Qedit)

Data Path : C:\msdchem\1\DATA\
Data File : 3w78716.D
Acq On : 6 Jan 2023 11:40 am
Operator : thomash
Sample : ic3100-0.2
Misc : MS65290,V3W3100,,,,,1
ALS Vial : 1 Sample Multiplier: 1

Quant Time: Jan 09 08:16:21 2023
Quant Method : C:\msdchem\1\METHODS\M3W3100.M
Quant Title : TO15 by GCMS w/Rtx-1, 60 m X 0.32mm ID X 1.0 um
QLast Update : Mon Jan 09 07:56:50 2023
Response via : Initial Calibration

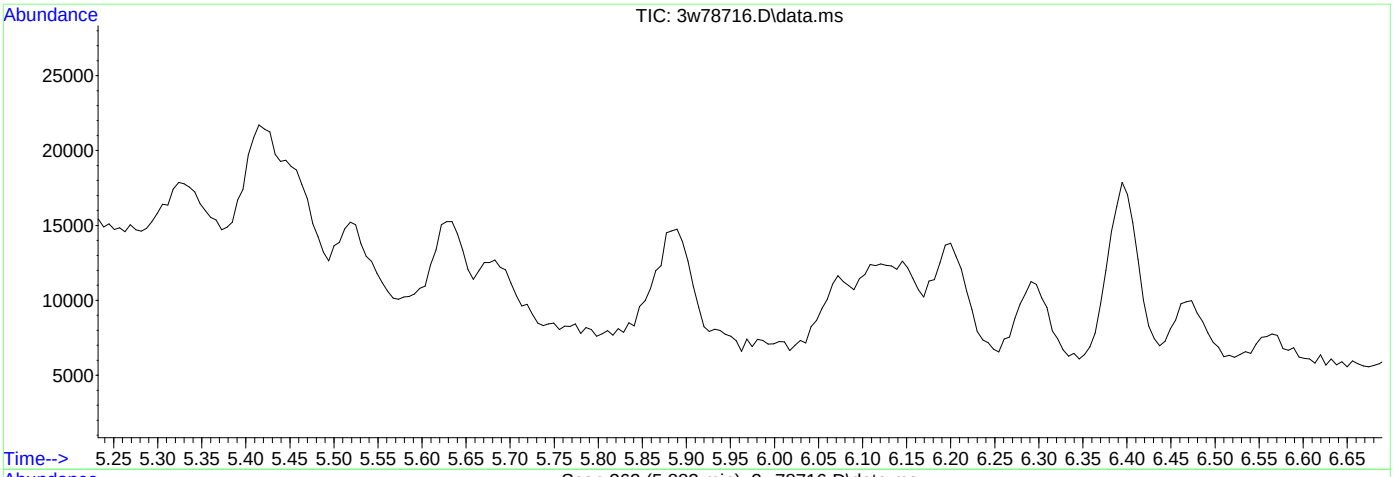

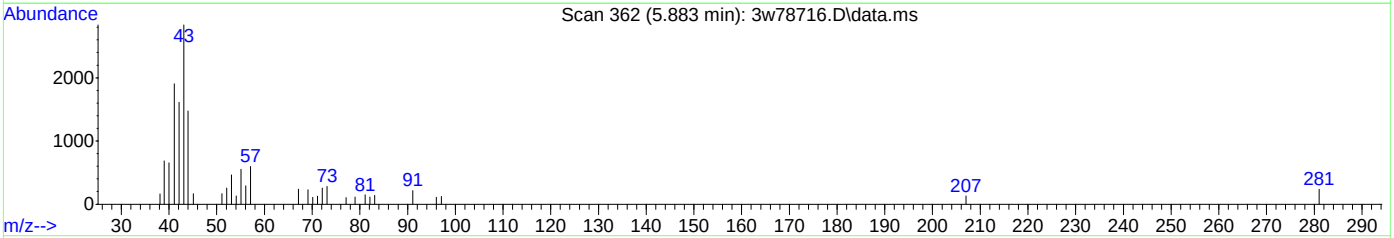

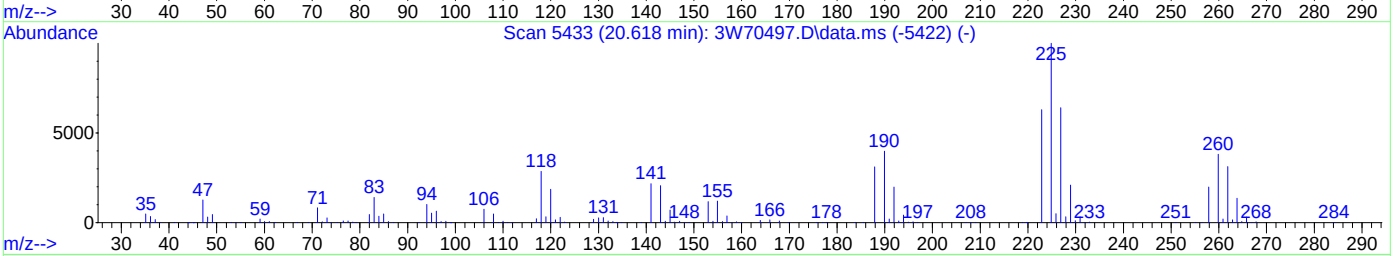

TIC: 3w78716.D\data.ms

(110) TVHC as equiv Pentane

5.883min (-5.883) 0.00PPBV

response 0

Signal	Exp%	Act%
TIC	100	0.00
0.00	0.00	0.00
0.00	0.00	0.00
0.00	0.00	0.00

Quantitation Report (Qedit)

Data Path : C:\msdchem\1\DATA\
Data File : 3w78716.D
Acq On : 6 Jan 2023 11:40 am
Operator : thomash
Sample : ic3100-0.2
Misc : MS65290,V3W3100,,,,,1
ALS Vial : 1 Sample Multiplier: 1

Quant Time: Jan 09 08:16:21 2023
Quant Method : C:\msdchem\1\METHODS\M3W3100.M
Quant Title : TO15 by GCMS w/Rtx-1, 60 m X 0.32mm ID X 1.0 um
QLast Update : Mon Jan 09 07:56:50 2023
Response via : Initial Calibration

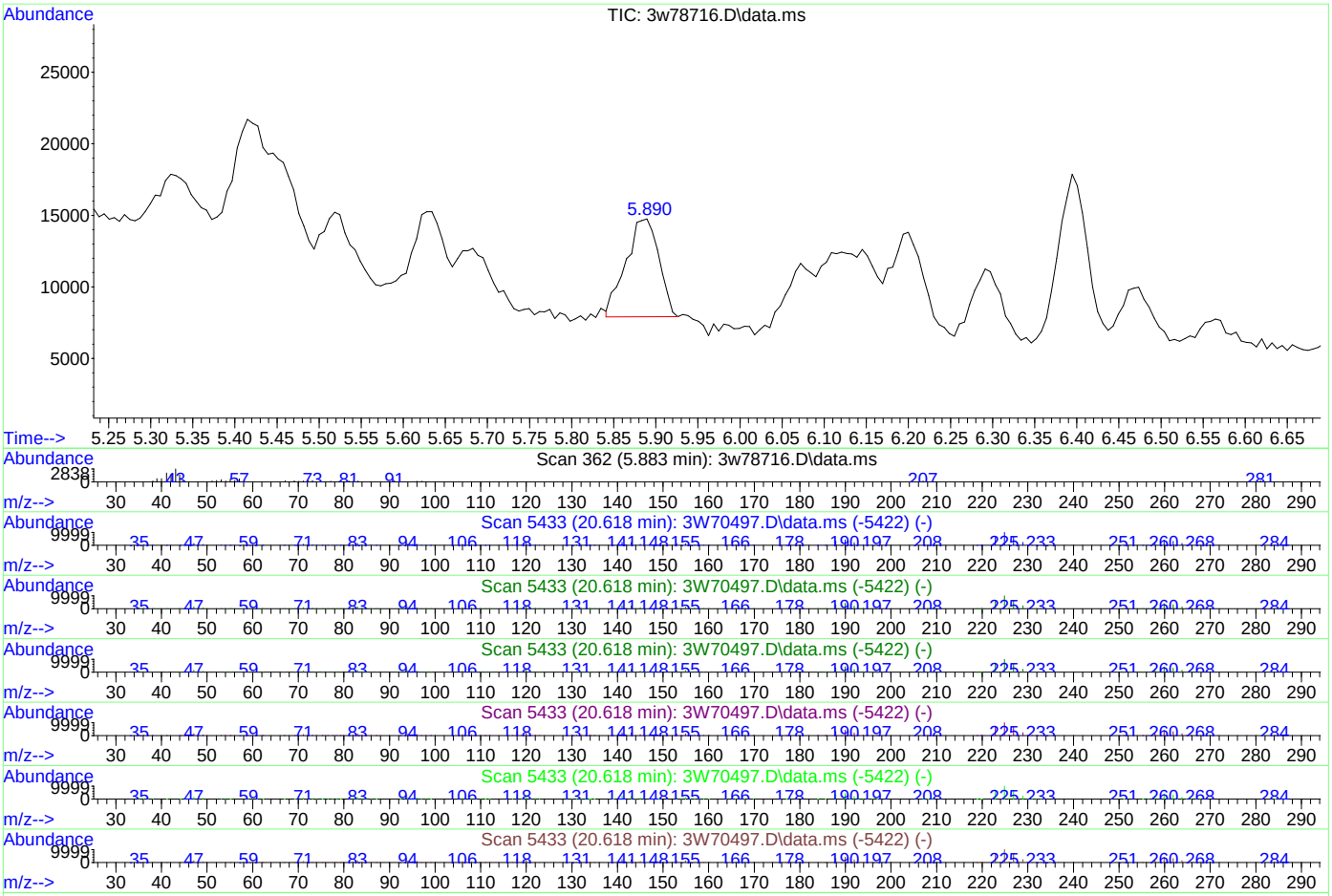

TIC: 3w78716.D\data.ms

(110) TVHC as equiv Pentane

5.890min (+0.006) 0.17PPBV m

response 18607

Signal	Exp%	Act%
TIC	100	100
0.00	0.00	0.00
0.00	0.00	0.00
0.00	0.00	0.00

Quantitation Report (Qedit)

Data Path : C:\msdchem\1\DATA\
Data File : 3w78716.D
Acq On : 6 Jan 2023 11:40 am
Operator : thomash
Sample : ic3100-0.2
Misc : MS65290,V3W3100,,,,,1
ALS Vial : 1 Sample Multiplier: 1

Quant Time: Jan 09 08:40:30 2023
Quant Method : C:\msdchem\1\METHODS\M3W3100.M
Quant Title : TO15 by GCMS w/Rtx-1, 60 m X 0.32mm ID X 1.0 um
QLast Update : Mon Jan 09 07:56:50 2023
Response via : Initial Calibration

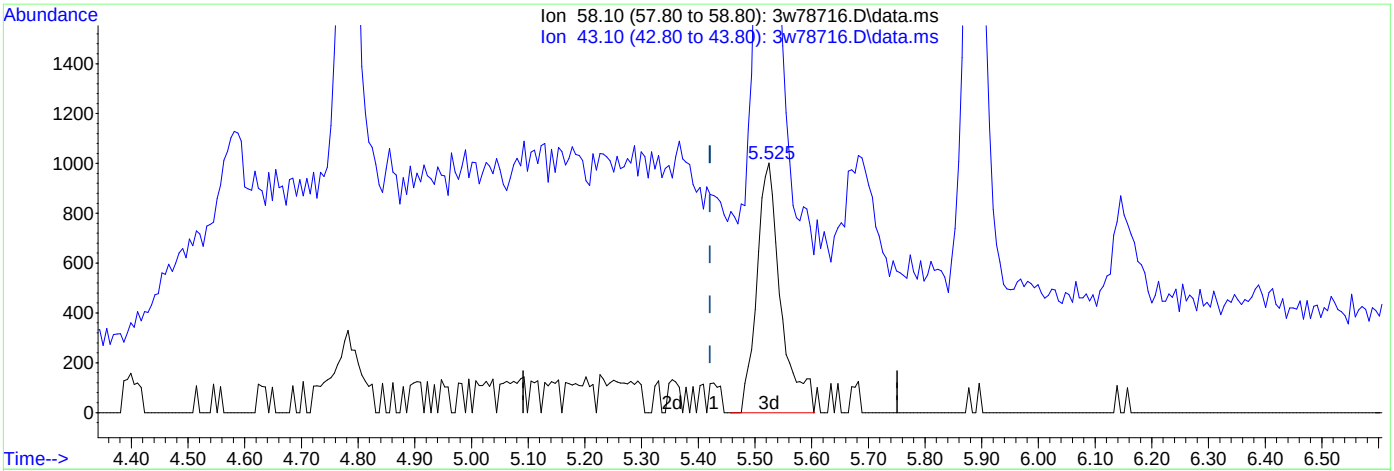

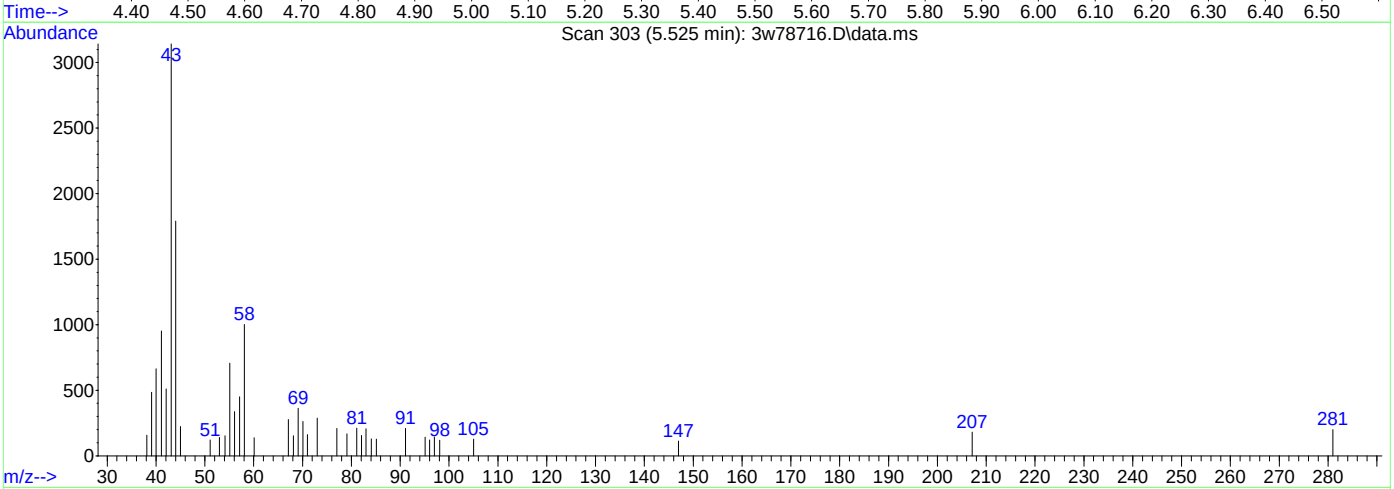

(23) ACETONE

5.525min (+0.104) 56.75PPBV m

response 2942

Ion	Exp%	Act%
58.10	100	100
43.10	385.90	0.00#
0.00	0.00	0.00
0.00	0.00	0.00

Quantitation Report (Qedit)

Data Path : C:\msdchem\1\DATA\
Data File : 3w78716.D
Acq On : 6 Jan 2023 11:40 am
Operator : thomash
Sample : ic3100-0.2
Misc : MS65290,V3W3100,,,,,1
ALS Vial : 1 Sample Multiplier: 1

Quant Time: Jan 09 08:40:30 2023
Quant Method : C:\msdchem\1\METHODS\M3W3100.M
Quant Title : TO15 by GCMS w/Rtx-1, 60 m X 0.32mm ID X 1.0 um
QLast Update : Mon Jan 09 07:56:50 2023
Response via : Initial Calibration

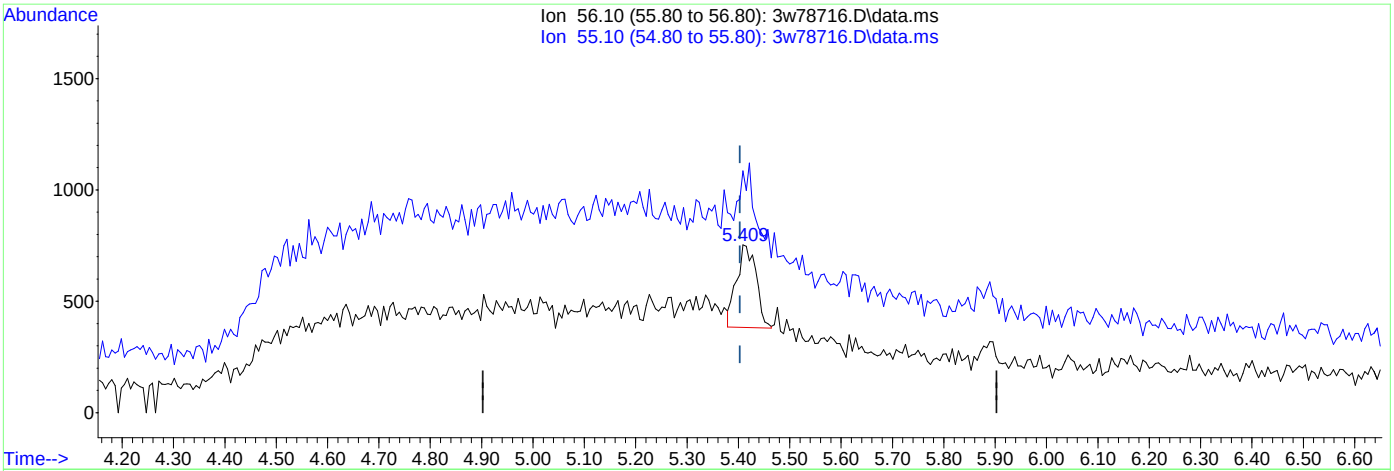

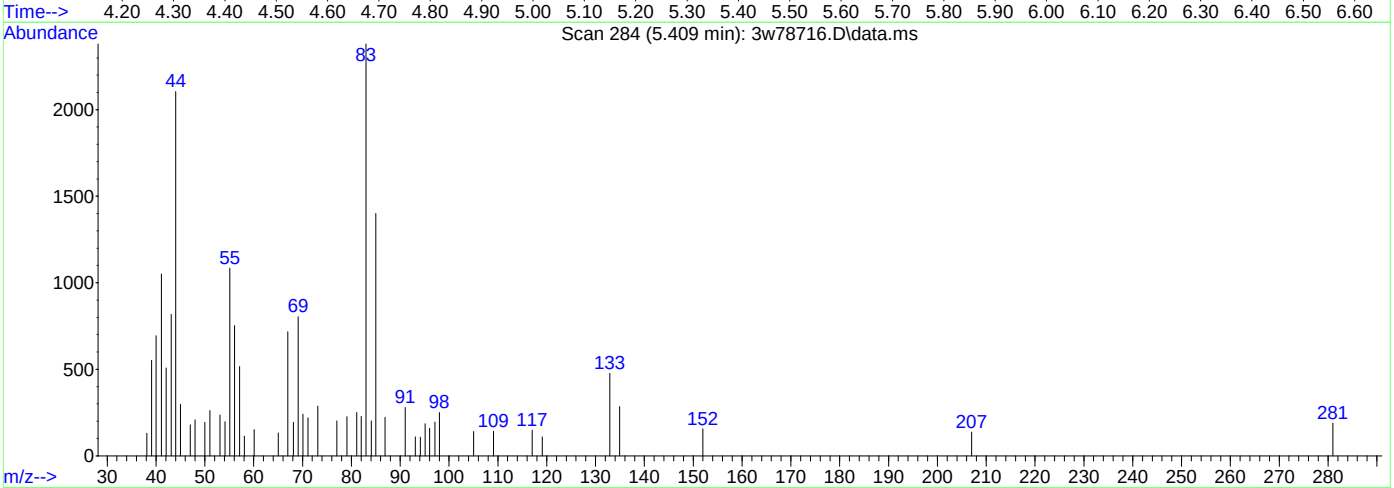

(18) ACROLEIN

5.409min (+0.006) 0.18PPBV m

response 972

Ion	Exp%	Act%
56.10	100	100
55.10	69.60	0.00#
0.00	0.00	0.00
0.00	0.00	0.00

Quantitation Report (Qedit)

Data Path : C:\msdchem\1\DATA\RawData\
Data File : 3w78716.D
Acq On : 6 Jan 2023 11:40 am
Operator : thomash
Sample : ic3100-0.2
Misc : MS65290,V3W3100,,,,,1
ALS Vial : 1 Sample Multiplier: 1

Quant Time: Jan 09 09:37:07 2023
Quant Method : C:\msdchem\1\METHODS\M3W3100.M
Quant Title : TO15 by GCMS w/Rtx-1, 60 m X 0.32mm ID X 1.0 um
QLast Update : Mon Jan 09 08:55:18 2023
Response via : Initial Calibration

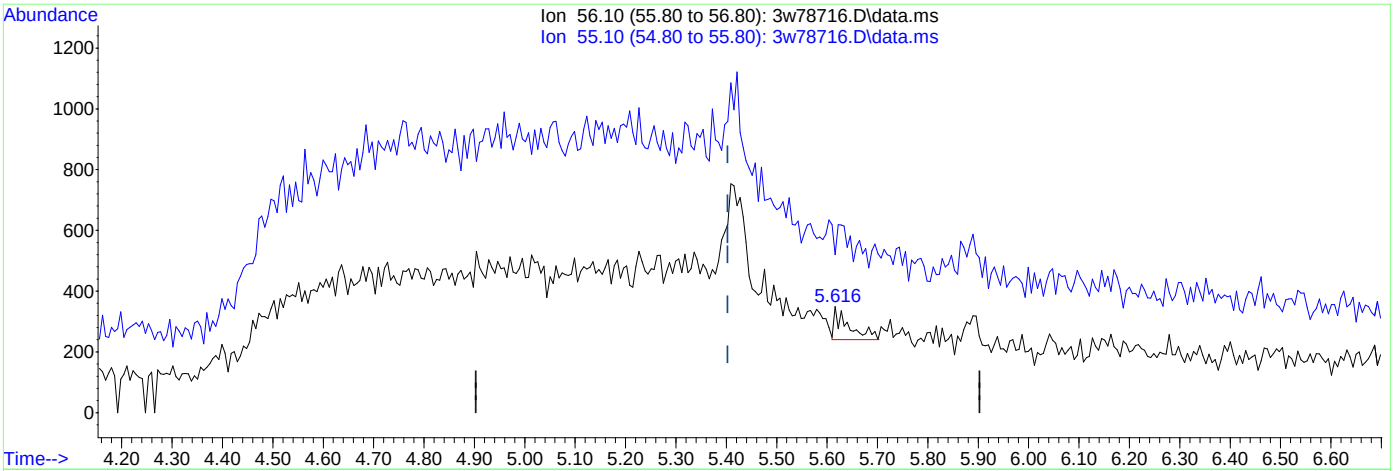

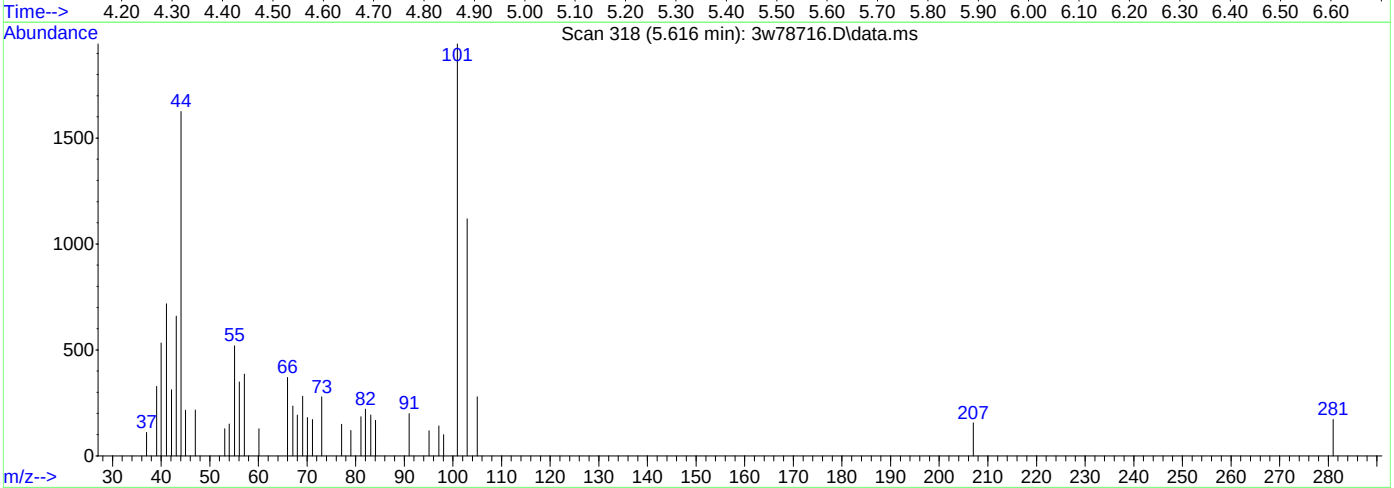

(18) ACROLEIN

5.616min (+0.213) 0.04PPBV

response 211

Ion	Exp%	Act%
56.10	100	100
55.10	69.60	0.00#
0.00	0.00	0.00
0.00	0.00	0.00

Quantitation Report (Qedit)

Data Path : C:\msdchem\1\DATA\
Data File : 3w78716.D
Acq On : 6 Jan 2023 11:40 am
Operator : thomash
Sample : ic3100-0.2
Misc : MS65290,V3W3100,,,,,1
ALS Vial : 1 Sample Multiplier: 1

Quant Time: Jan 09 08:40:30 2023
Quant Method : C:\msdchem\1\METHODS\M3W3100.M
Quant Title : TO15 by GCMS w/Rtx-1, 60 m X 0.32mm ID X 1.0 um
QLast Update : Mon Jan 09 07:56:50 2023
Response via : Initial Calibration

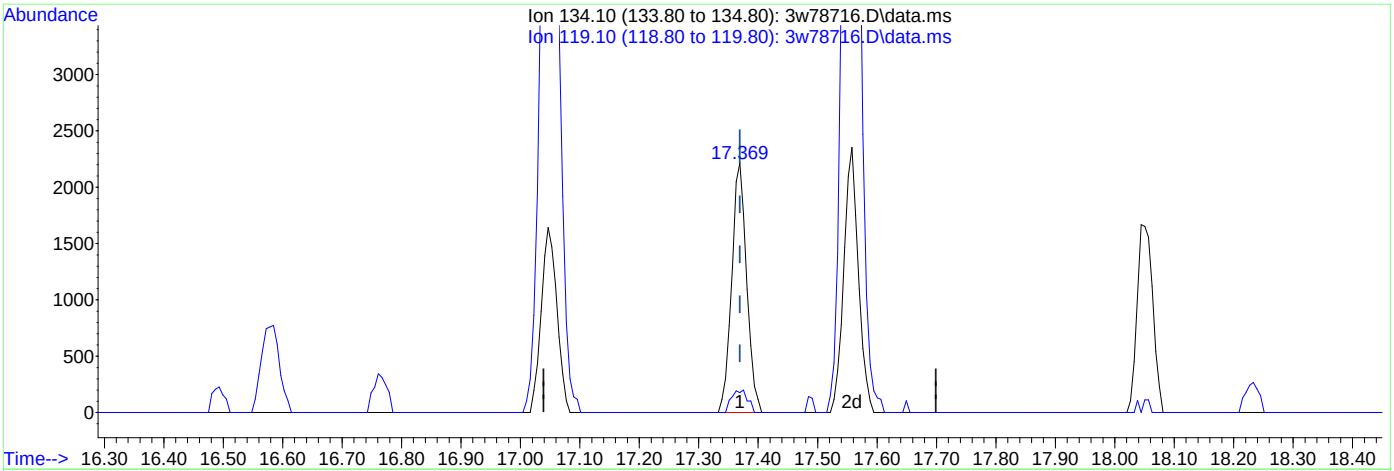

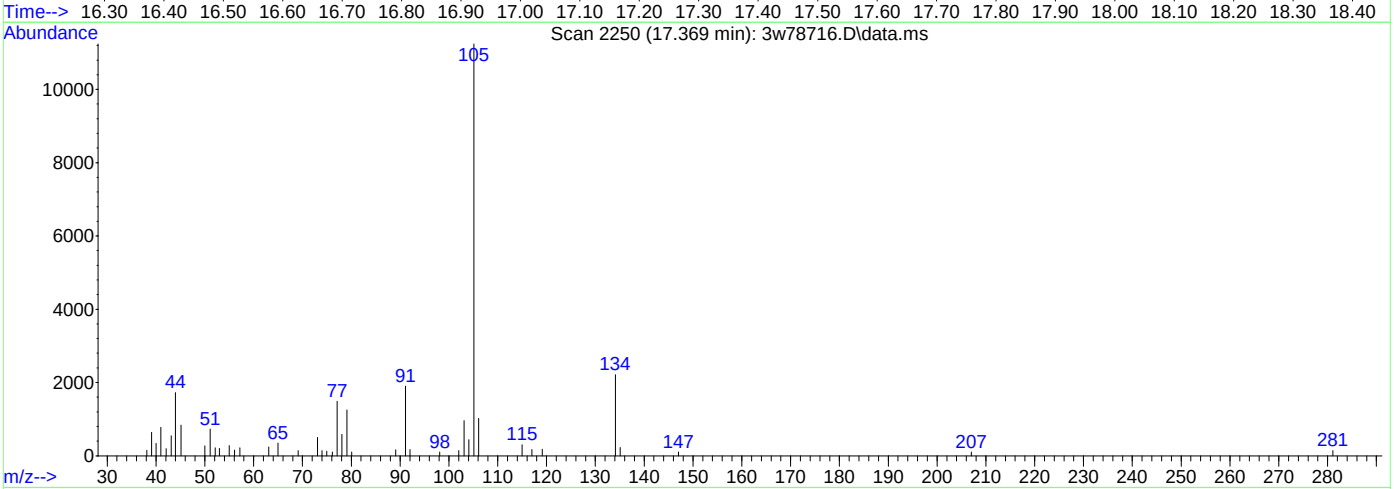

(102) p-ISOPROPYLTOLUENE

17.369min (+0.000) 0.21PPBV

response 3855

Ion	Exp%	Act%
134.10	100	100
119.10	6.30	9.73
0.00	0.00	0.00
0.00	0.00	0.00

Quantitation Report (Qedit)

Data Path : C:\msdchem\1\DATA\
Data File : 3w78716.D
Acq On : 6 Jan 2023 11:40 am
Operator : thomash
Sample : ic3100-0.2
Misc : MS65290,V3W3100,,,,,1
ALS Vial : 1 Sample Multiplier: 1

Quant Time: Jan 09 08:40:30 2023
Quant Method : C:\msdchem\1\METHODS\M3W3100.M
Quant Title : TO15 by GCMS w/Rtx-1, 60 m X 0.32mm ID X 1.0 um
QLast Update : Mon Jan 09 07:56:50 2023
Response via : Initial Calibration

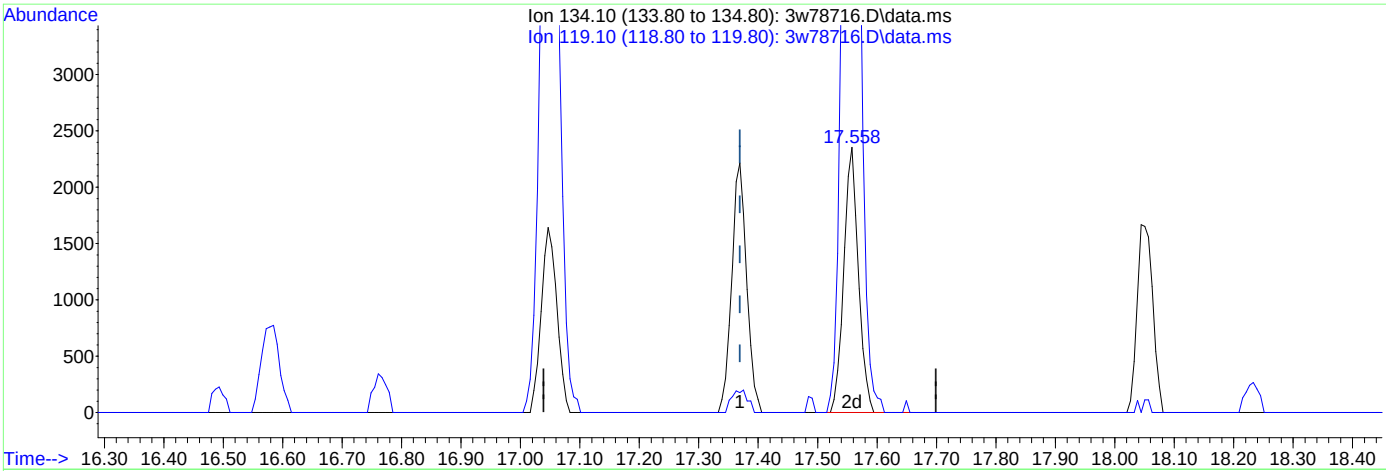

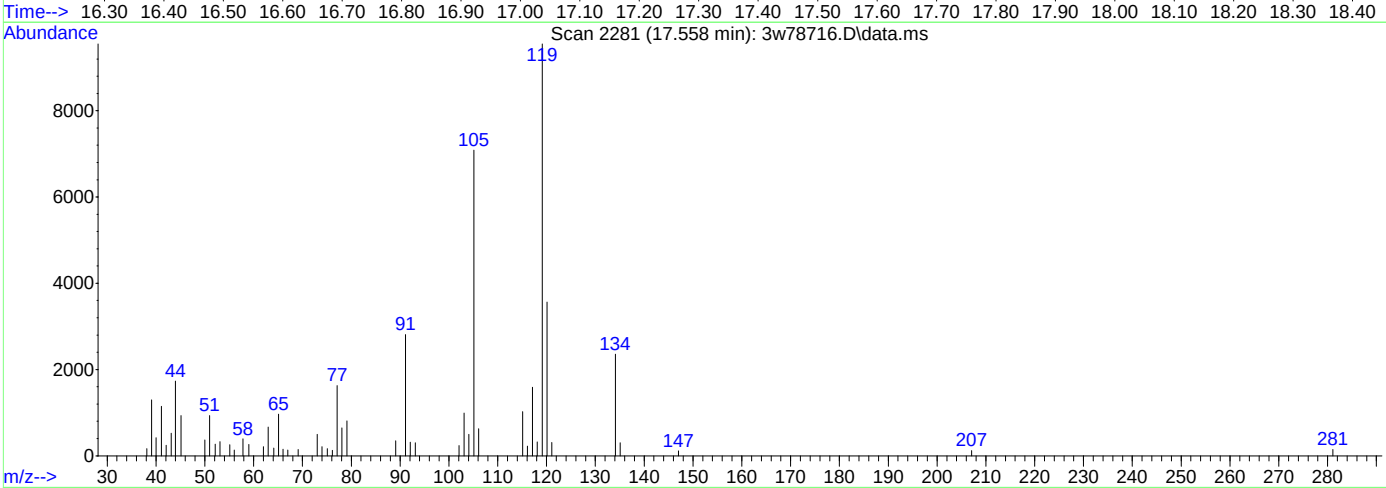

(102) p-ISOPROPYLTOLUENE

17.558min (+0.189) 0.22PPBV m

response 4013

Ion	Exp%	Act%
134.10	100	100
119.10	6.30	9.34
0.00	0.00	0.00
0.00	0.00	0.00

Manual Integrations APPROVED (compounds with "m" flag)
Kanya Veerawat 01/10/23 12:36

Quantitation Report (QT Reviewed)

Data Path : C:\msdchem\1\DATA\
Data File : 3w78717.D
Acq On : 6 Jan 2023 12:21 pm
Operator : thomash
Sample : ic3100-0.5
Misc : MS65290,V3W3100,,,,,1
ALS Vial : 1 Sample Multiplier: 1

Quant Time: Jan 09 12:30:07 2023
Quant Method : C:\msdchem\1\METHODS\M3W3100.M
Quant Title : TO15 by GCMS w/Rtx-1, 60 m X 0.32mm ID X 1.0 um
QLast Update : Mon Jan 09 08:41:14 2023
Response via : Initial Calibration

Compound	R.T.	QIon	Response	Conc	Units	Dev(Min)
Internal Standards						
1) BROMOCHLOROMETHANE	7.952	128	91809	10.00	PPBV	# 0.00
51) 1,4-DIFLUOROBENZENE	9.661	114	480473	10.00	PPBV	0.00
70) CHLOROBENZENE-D5	13.926	82	258630	10.00	PPBV	0.00
109) BROMOCHLOROMETHANE (A)	7.952	128	92287	10.00	PPBV	# 0.00
System Monitoring Compounds						
85) 4-BROMOFLUOROBENZENE	15.575	95	305264	10.11	PPBV	0.00
Spiked Amount 10.000	Range 65 - 128		Recovery = 101.10%			
Target Compounds						Qvalue
3) FREON 152A	4.247	65	4718	0.49	PPBV	96
4) CHLORODIFLUOROMETHANE	4.277	67	2605	0.61	PPBV	86
5) CHLOROTRIFLUOROETHENE	4.314	116	8937	0.48	PPBV #	96
6) DICHLORODIFLUOROMETHANE	4.363	85	22168	0.49	PPBV	99
7) PROPYLENE	4.314	41	6776	0.48	PPBV #	86
8) 1-CHLORO-1,1-DIFLUOROE...	4.466	65	14808	0.50	PPBV #	66
9) FREON 114	4.551	85	15788	0.51	PPBV	94
10) CHLOROMETHANE	4.484	52	2448	0.57	PPBV #	78
11) VINYL CHLORIDE	4.649	62	6245	0.48	PPBV	94
12) 1,3-BUTADIENE	4.740	54	6011	0.56	PPBV #	71
13) n-BUTANE	4.782	43	12723	0.62	PPBV #	91
14) BROMOMETHANE	4.953	94	5280	0.55	PPBV	90
15) CHLOROETHANE	5.074	64	3165	0.55	PPBV	80
16) DICHLOROFLUOROMETHANE	5.123	67	12517	0.49	PPBV #	93
17) ACETONITRILE	5.318	41	4083m	0.37	PPBV	
18) ACROLEIN	5.415	56	2370m	0.44	PPBV	
19) FREON 123	5.415	83	12472	0.40	PPBV	96
20) FREON 123A	5.458	117	6721	0.42	PPBV	87
21) TRICHLOROFLUOROMETHANE	5.628	101	16785	0.48	PPBV	97
22) ISOPROPYL ALCOHOL	5.677	45	16582	0.50	PPBV	83
23) ACETONE	5.512	58	6457	0.75	PPBV #	50
24) PENTANE	5.883	42	9334	0.52	PPBV	91
25) IODOMETHANE	6.072	142	17087	0.48	PPBV	93
26) 1,1-DICHLOROETHYLENE	6.115	96	7433	0.51	PPBV	96
27) CARBON DISULFIDE	6.467	76	23082	0.50	PPBV	93
28) ETHANOL	5.135	45	3696	0.61	PPBV #	84
29) BROMOETHENE	5.324	106	4399	0.45	PPBV	95
30) ACRYLONITRILE	5.853	52	5196	0.47	PPBV #	67
31) METHYLENE CHLORIDE	6.200	84	8752	0.63	PPBV	92
32) 3-CHLOROPROPENE	6.291	76	3587	0.47	PPBV #	89
33) FREON 113	6.394	151	11102	0.49	PPBV	92
34) TRANS-1,2-DICHLOROETHY...	6.942	96	7715	0.49	PPBV	97
35) TERTIARY BUTYL ALCOHOL	6.145	59	18523	0.49	PPBV	99
36) METHYL TERTIARY BUTYL ...	7.161	73	22887	0.49	PPBV	97
37) TETRAHYDROFURAN	8.457	72	3916	0.48	PPBV #	86
38) HEXANE	7.970	57	14050	0.53	PPBV #	81
39) VINYL ACETATE	7.210	86	1608	0.43	PPBV #	33
40) 1,1-DICHLOROETHANE	7.112	63	14610	0.49	PPBV	95
41) METHYL ETHYL KETONE	7.447	72	4082	0.50	PPBV	98
42) cis-1,2-DICHLOROETHYLENE	7.806	96	7733	0.48	PPBV	97
43) DIISOPROPYL ETHER	7.970	59	3903	0.49	PPBV #	93
44) ETHYL ACETATE	7.988	61	2819	0.47	PPBV #	63
45) METHYL ACRYLATE	7.982	55	15255	0.48	PPBV	97
46) CHLOROFORM	8.061	83	17396	0.51	PPBV	98
47) 2,4-DIMETHYLPENTANE	8.743	57	16301	0.50	PPBV	91
48) 1,1,1-TRICHLOROETHANE	8.937	97	17087	0.50	PPBV	98
49) CARBON TETRACHLORIDE	9.497	117	16725	0.49	PPBV	99

Quantitation Report (QT Reviewed)

Data Path : C:\msdchem\1\DATA\
Data File : 3w78717.D
Acq On : 6 Jan 2023 12:21 pm
Operator : thomash
Sample : ic3100-0.5
Misc : MS65290,V3W3100,,,,,1
ALS Vial : 1 Sample Multiplier: 1

Quant Time: Jan 09 12:30:07 2023
Quant Method : C:\msdchem\1\METHODS\M3W3100.M
Quant Title : TO15 by GCMS w/Rtx-1, 60 m X 0.32mm ID X 1.0 um
QLast Update : Mon Jan 09 08:41:14 2023
Response via : Initial Calibration

Compound	R.T.	QIon	Response	Conc Units	Dev(Min)
50) 1,2-DICHLOROETHANE	8.712	62	11119	0.48 PPBV	98
52) BENZENE	9.357	78	25725	0.52 PPBV	98
53) CYCLOHEXANE	9.607	84	11445	0.55 PPBV	95
54) 2,3-DIMETHYLPENTANE	9.807	71	6125	0.54 PPBV #	87
55) TRICHLOROETHYLENE	10.331	95	11142	0.53 PPBV	92
56) 1,2-DICHLOROPROPANE	10.118	63	9965	0.52 PPBV	95
57) DIBROMOMETHANE	10.093	174	8394	0.51 PPBV	88
58) ETHYL ACRYLATE	10.099	55	19590	0.49 PPBV	98
59) BROMODICHLOROMETHANE	10.294	83	19248	0.51 PPBV	95
60) 2,2,4-TRIMETHYLPENTANE	10.349	57	45180	0.53 PPBV	98
61) 1,4-DIOXANE	10.373	88	5234	0.47 PPBV #	18
62) HEPTANE	10.592	43	16890	0.51 PPBV	94
63) METHYL METHACRYLATE	10.513	69	11388	0.60 PPBV #	67
64) METHYL ISOBUTYL KETONE	11.201	58	8167	0.49 PPBV #	84
65) cis-1,3-DICHLOROPROPENE	11.152	75	14716	0.48 PPBV	92
66) TOLUENE	12.119	92	18084	0.52 PPBV	99
67) 1,3-DICHLOROPROPANE	12.143	76	14278	0.49 PPBV	99
68) trans-1,3-DICHLOROPROPENE	11.663	75	13215	0.47 PPBV	95
69) 1,1,2-TRICHLOROETHANE	11.845	83	9272	0.50 PPBV	95
71) 2-HEXANONE	12.393	58	10663	0.53 PPBV #	83
72) ETHYL METHACRYLATE	12.387	69	17068	0.55 PPBV #	79
73) TETRACHLOROETHYLENE	13.263	164	10622	0.53 PPBV	95
74) DIBROMOCHLOROMETHANE	12.551	129	17044	0.52 PPBV	99
75) 1,2-DIBROMOETHANE	12.794	107	14765	0.52 PPBV	99
76) OCTANE	13.099	43	24062	0.55 PPBV	87
77) 1,1,1,2-TETRACHLOROETHANE	13.950	131	12138	0.53 PPBV	96
78) CHLOROBENZENE	13.969	112	22237	0.53 PPBV	93
79) ETHYLBENZENE	14.364	91	42160	0.58 PPBV	98
80) m,p-XYLENE	14.553	106	30060	1.10 PPBV	95
81) o-XYLENE	15.064	106	14730	0.56 PPBV	93
82) STYRENE	14.948	104	20092	0.47 PPBV	98
83) NONANE	15.301	43	23237	0.52 PPBV	98
84) BROMOFORM	14.644	173	14581	0.50 PPBV	99
86) 1,1,2,2-TETRACHLOROETHANE	15.064	83	23245	0.53 PPBV	96
87) 1,2,3-TRICHLOROPROPANE	15.204	75	17636	0.51 PPBV	96
88) ISOPROPYLBENZENE	15.721	105	41996	0.52 PPBV	99
89) BROMOBENZENE	15.830	77	21163	0.51 PPBV #	81
90) 2-CHLOROTOLUENE	16.274	126	9845	0.51 PPBV	99
91) n-PROPYLBENZENE	16.317	120	10955	0.50 PPBV	98
92) 4-ETHYLTOLUENE	16.487	105	39421	0.50 PPBV	99
93) 1,3,5-TRIMETHYLBENZENE	16.578	105	33377	0.50 PPBV	98
94) ALPHA-METHYLSTYRENE	16.767	118	14801	0.44 PPBV	100
95) tert-BUTYLBENZENE	17.047	134	7481	0.53 PPBV #	92
96) 1,2,4-TRIMETHYLBENZENE	17.053	105	33731	0.50 PPBV	97
97) m-DICHLOROBENZENE	17.235	146	18326	0.46 PPBV	97
98) BENZYL CHLORIDE	17.217	91	24922	0.40 PPBV	96
99) p-DICHLOROBENZENE	17.314	146	16860	0.42 PPBV	98
100) sec-BUTYLBENZENE	17.369	134	9352	0.50 PPBV #	81
101) 1,2,3-Trimethylbenzene	17.552	105	35086	0.52 PPBV	97
102) p-ISOPROPYLTOLUENE	17.558	134	10206m	0.55 PPBV	
103) o-DICHLOROBENZENE	17.710	146	18593	0.46 PPBV	97
104) n-BUTYLBENZENE	18.051	134	8462	0.43 PPBV #	69
105) HEXACHLOROETHANE	18.495	117	15269	0.55 PPBV	93
106) HEXACHLOROBUTADIENE	20.235	225	17189	0.49 PPBV	99
107) 1,2,4-TRICHLOROBENZENE	19.711	180	8054	0.25 PPBV	99
108) NAPHTHALENE	19.833	128	26205	0.32 PPBV	95
110) TVHC as equiv Pentane	5.883	TIC	50033m	0.44 PPBV	

Quantitation Report (QT Reviewed)

Data Path : C:\msdchem\1\DATA\
Data File : 3w78717.D
Acq On : 6 Jan 2023 12:21 pm
Operator : thomash
Sample : ic3100-0.5
Misc : MS65290,V3W3100,,,,,1
ALS Vial : 1 Sample Multiplier: 1

Quant Time: Jan 09 12:30:07 2023
Quant Method : C:\msdchem\1\METHODS\M3W3100.M
Quant Title : TO15 by GCMS w/Rtx-1, 60 m X 0.32mm ID X 1.0 um
QLast Update : Mon Jan 09 08:41:14 2023
Response via : Initial Calibration

Compound	R.T.	QIon	Response	Conc	Units	Dev(Min)

(#) = qualifier out of range (m) = manual integration (+) = signals summed

Quantitation Report (QT Reviewed)

Data Path : C:\msdchem\1\DATA\
Data File : 3w78717.D
Acq On : 6 Jan 2023 12:21 pm
Operator : thomash
Sample : ic3100-0.5
Misc : MS65290,V3W3100,,,,,1
ALS Vial : 1 Sample Multiplier: 1

Quant Time: Jan 09 12:30:07 2023
Quant Method : C:\msdchem\1\METHODS\M3W3100.M
Quant Title : TO15 by GCMS w/Rtx-1, 60 m X 0.32mm ID X 1.0 um
QLast Update : Mon Jan 09 08:41:14 2023
Response via : Initial Calibration

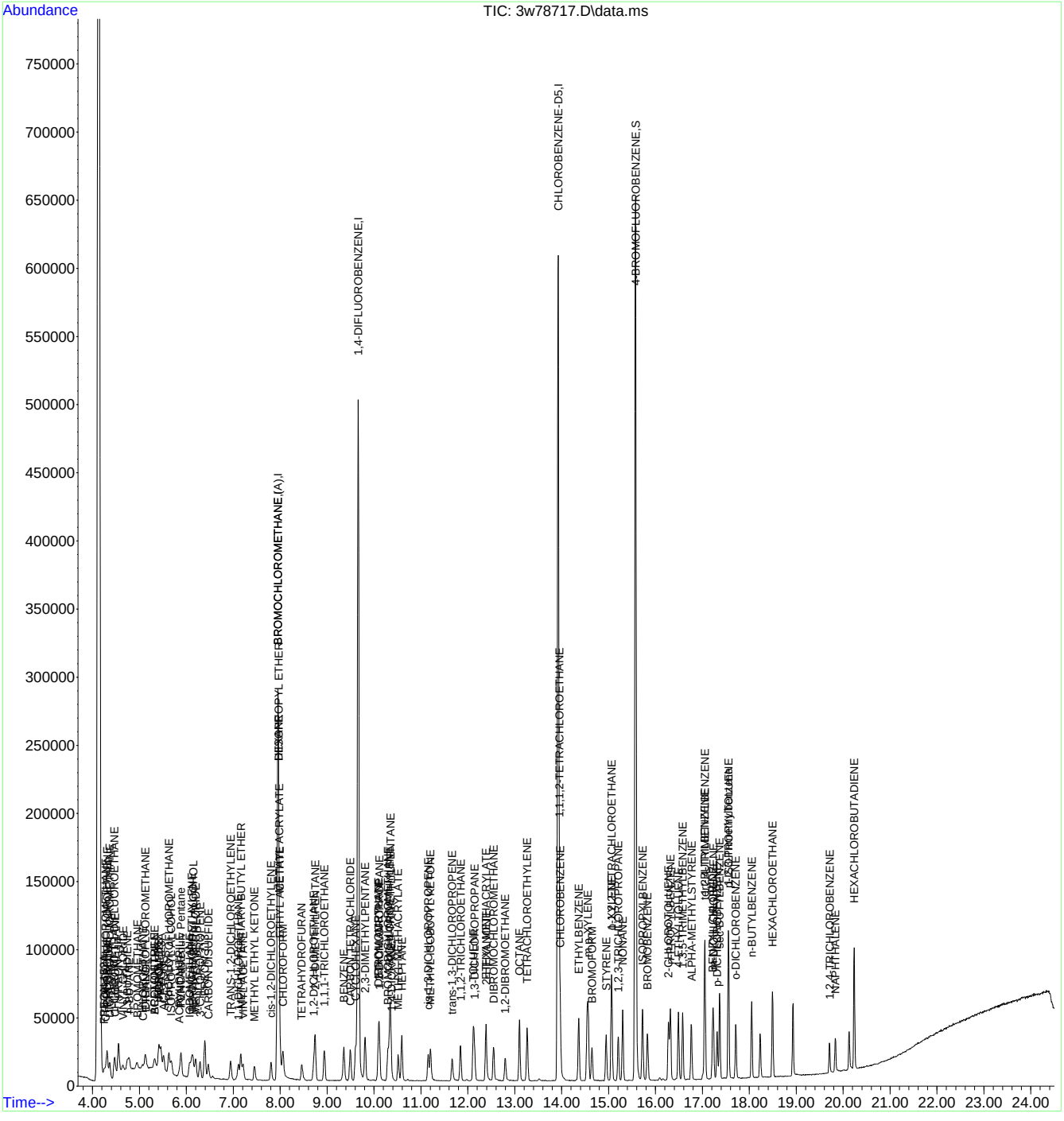

Manual Integration Approval Summary

Sample Number:	V3W3100-IC3100	**Method:**	TO-15
Lab FileID:	3W78717.D	**Analyst approved:**	01/09/23 13:35 Thomas Hilbig
Injection Time:	01/06/23 12:21	**Supervisor approved:**	01/10/23 12:36 Kanya Veerawat

Parameter	CAS	Sig#	R.T. (min.)	Reason
Acetonitrile	75-05-8		5.32	Poor instrument integration
Acrolein	107-02-8		5.42	Poor instrument integration
TVHC As Equiv Pentane			5.88	Poor instrument integration
p-Isopropyltoluene	99-87-6		17.56	Missed peak

Quantitation Report (Qedit)

Data Path : C:\msdchem\1\DATA\
Data File : 3w78717.D
Acq On : 6 Jan 2023 12:21 pm
Operator : thomash
Sample : ic3100-0.5
Misc : MS65290,V3W3100,,,,,1
ALS Vial : 1 Sample Multiplier: 1

Quant Time: Jan 09 08:41:30 2023
Quant Method : C:\msdchem\1\METHODS\M3W3100.M
Quant Title : TO15 by GCMS w/Rtx-1, 60 m X 0.32mm ID X 1.0 um
QLast Update : Mon Jan 09 08:41:14 2023
Response via : Initial Calibration

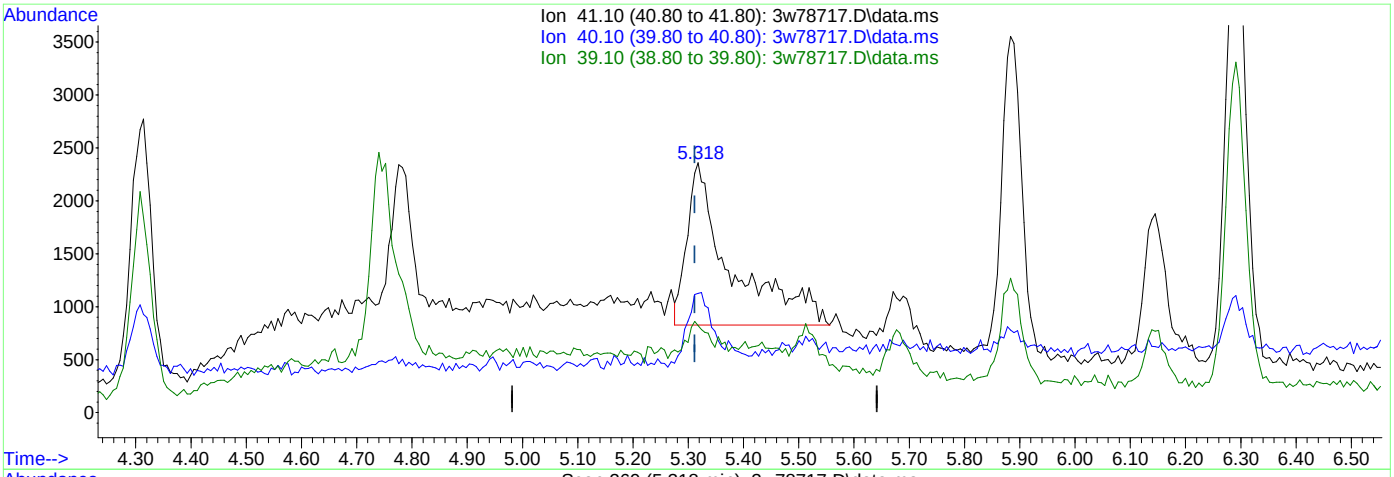

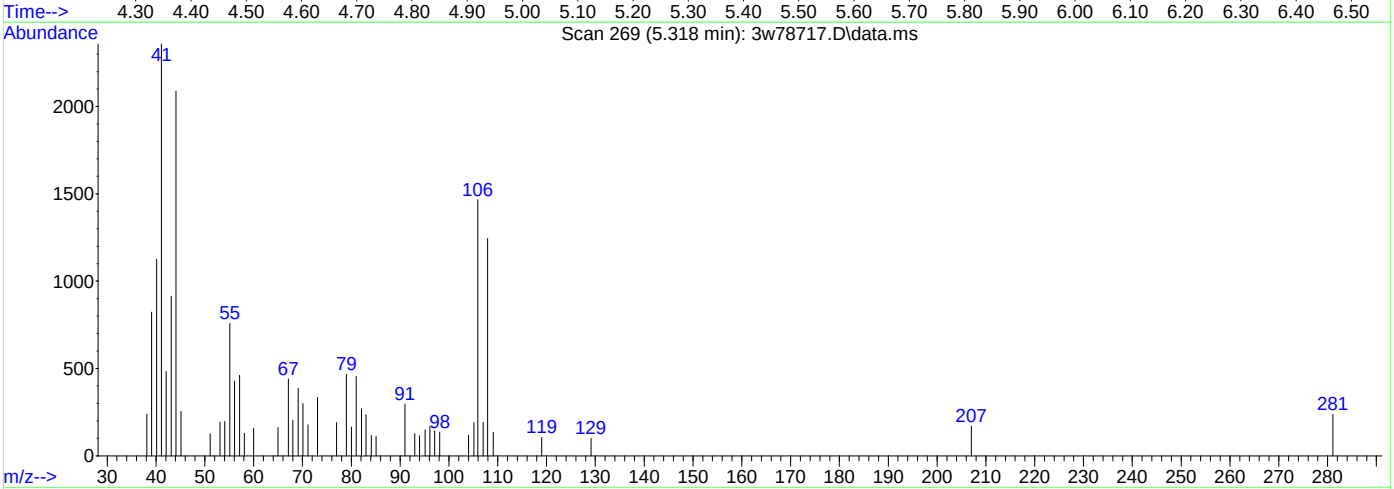

(17) ACETONITRILE

5.318min (+0.006) 0.76PPBV

response 8459

Ion	Exp%	Act%
41.10	100	100
40.10	60.30	40.92#
39.10	19.90	32.06#
0.00	0.00	0.00

Quantitation Report (Qedit)

Data Path : C:\msdchem\1\DATA\
Data File : 3w78717.D
Acq On : 6 Jan 2023 12:21 pm
Operator : thomash
Sample : ic3100-0.5
Misc : MS65290,V3W3100,,,,,1
ALS Vial : 1 Sample Multiplier: 1

Quant Time: Jan 09 08:41:30 2023
Quant Method : C:\msdchem\1\METHODS\M3W3100.M
Quant Title : TO15 by GCMS w/Rtx-1, 60 m X 0.32mm ID X 1.0 um
QLast Update : Mon Jan 09 08:41:14 2023
Response via : Initial Calibration

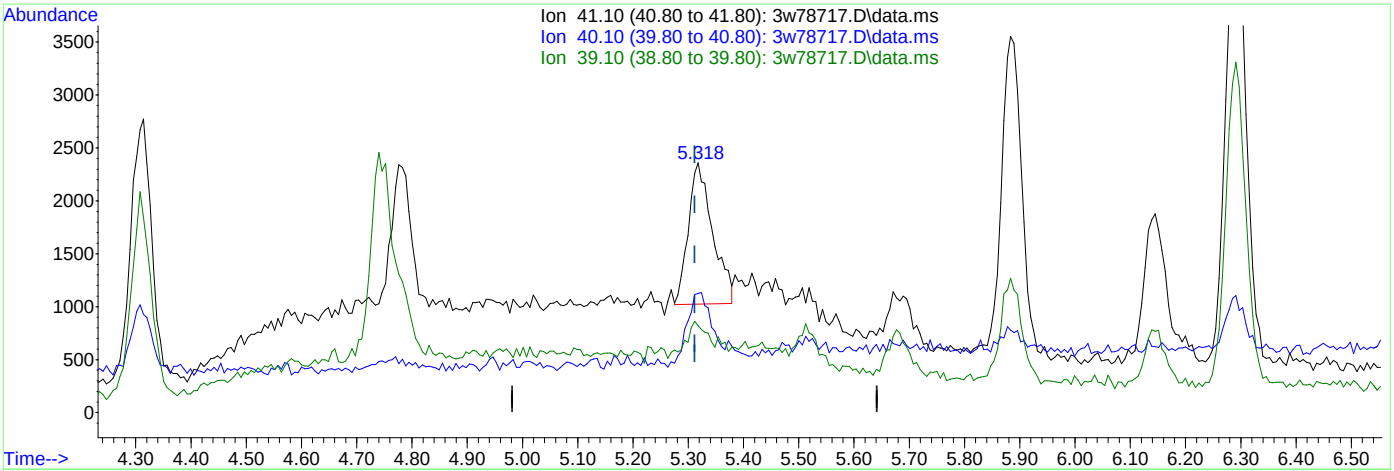

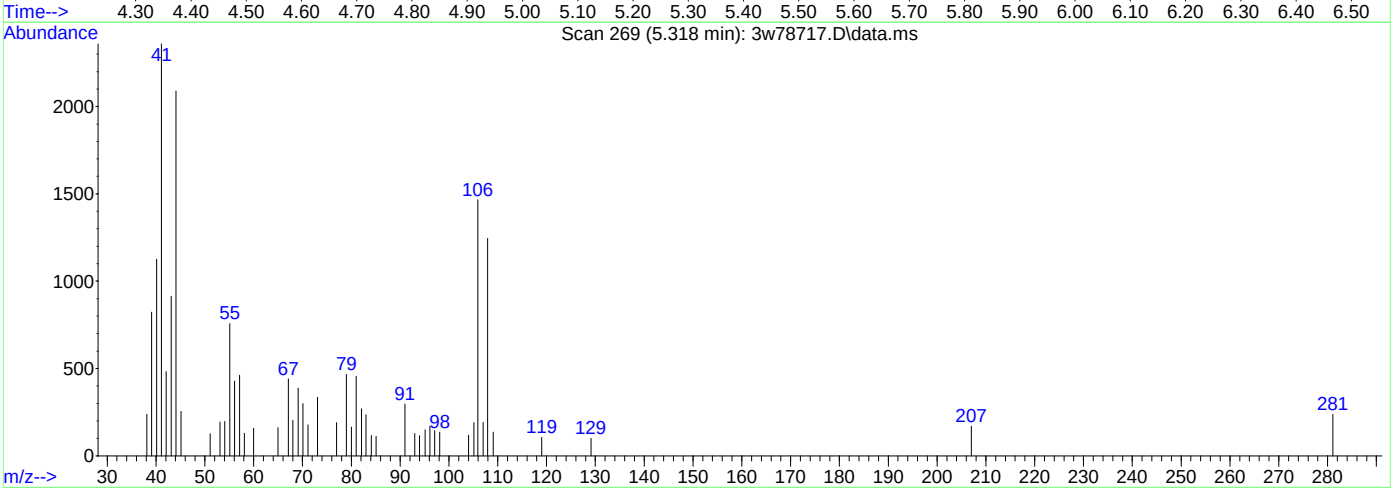

(17) ACETONITRILE

5.318min (+0.006) 0.37PPBV m

response 4083

Ion	Exp%	Act%
41.10	100	100
40.10	60.30	84.77#
39.10	19.90	66.42#
0.00	0.00	0.00

Quantitation Report (Qedit)

Data Path : C:\msdchem\1\DATA\
Data File : 3w78717.D
Acq On : 6 Jan 2023 12:21 pm
Operator : thomash
Sample : ic3100-0.5
Misc : MS65290,V3W3100,,,,,1
ALS Vial : 1 Sample Multiplier: 1

Quant Time: Jan 09 08:41:30 2023
Quant Method : C:\msdchem\1\METHODS\M3W3100.M
Quant Title : TO15 by GCMS w/Rtx-1, 60 m X 0.32mm ID X 1.0 um
QLast Update : Mon Jan 09 08:41:14 2023
Response via : Initial Calibration

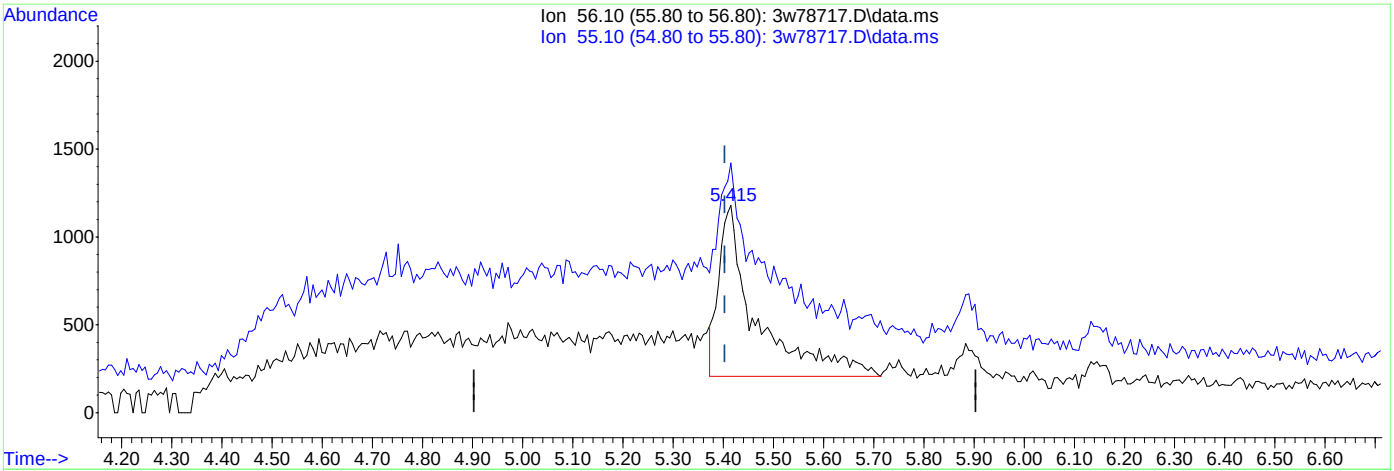

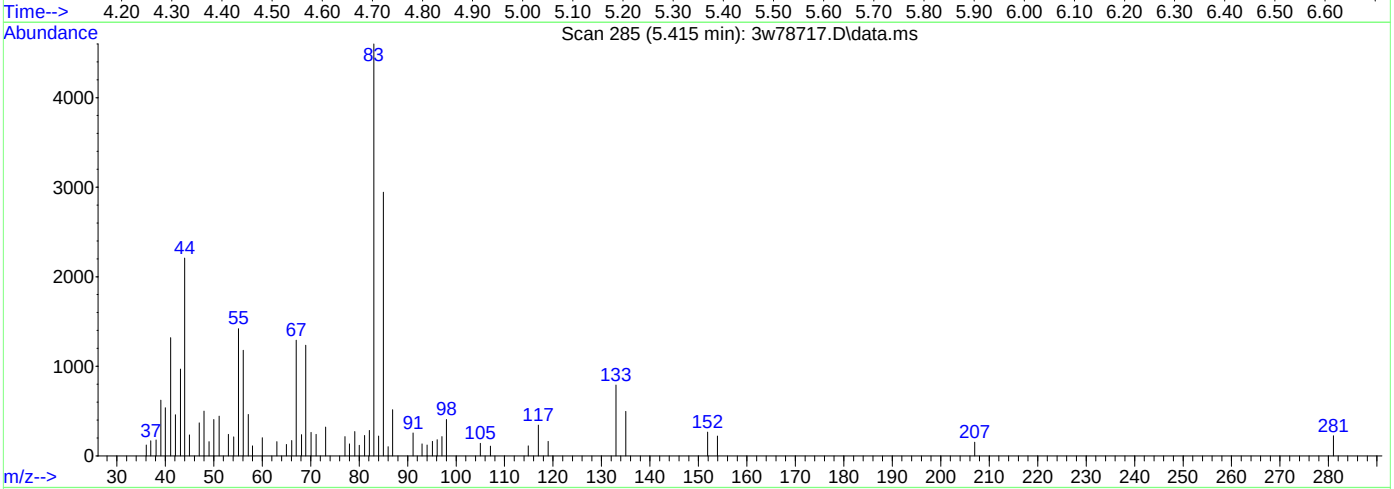

(18) ACROLEIN

5.415min (+0.012) 0.94PPBV

response 5049

Ion	Exp%	Act%
56.10	100	100
55.10	69.60	122.32#
0.00	0.00	0.00
0.00	0.00	0.00

Quantitation Report (Qedit)

Data Path : C:\msdchem\1\DATA\
Data File : 3w78717.D
Acq On : 6 Jan 2023 12:21 pm
Operator : thomash
Sample : ic3100-0.5
Misc : MS65290,V3W3100,,,,,1
ALS Vial : 1 Sample Multiplier: 1

Quant Time: Jan 09 08:41:30 2023
Quant Method : C:\msdchem\1\METHODS\M3W3100.M
Quant Title : TO15 by GCMS w/Rtx-1, 60 m X 0.32mm ID X 1.0 um
QLast Update : Mon Jan 09 08:41:14 2023
Response via : Initial Calibration

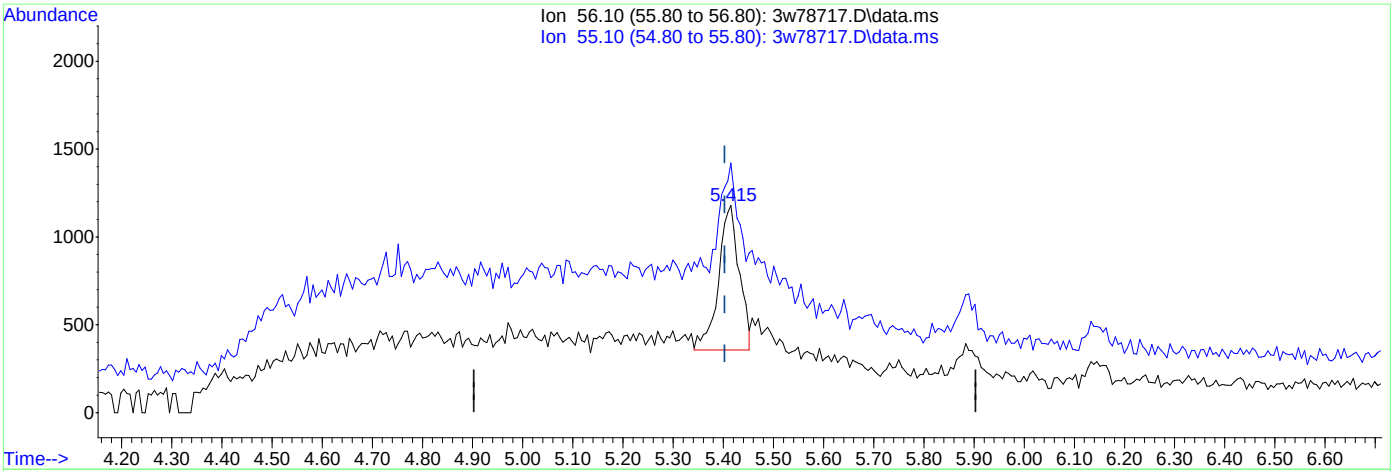

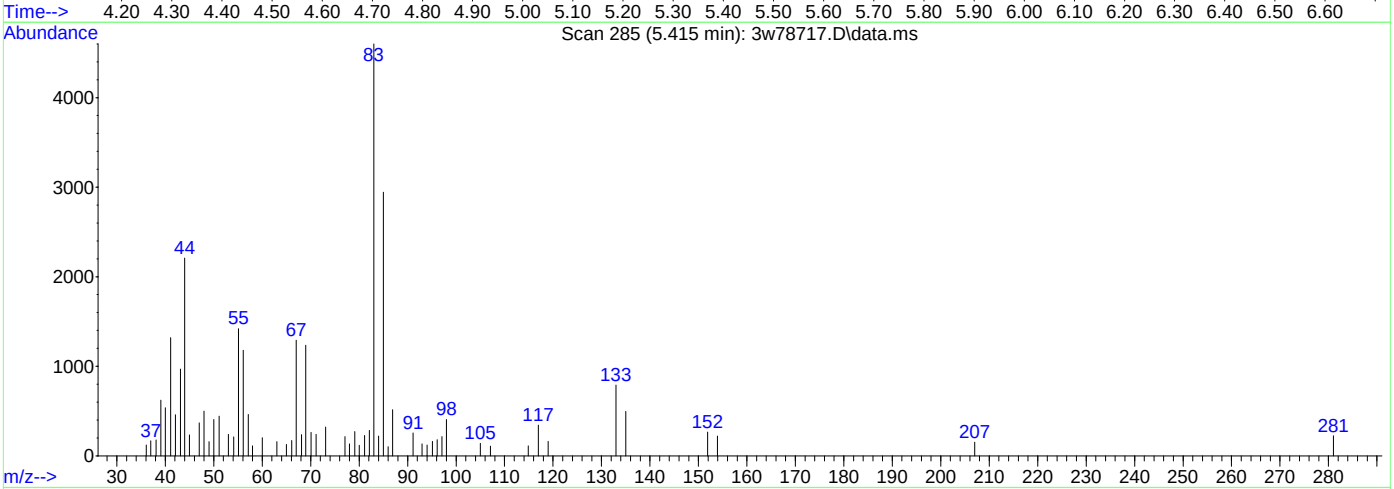

(18) ACROLEIN

5.415min (+0.012) 0.44PPBV m

response 2370

Ion	Exp%	Act%
56.10	100	100
55.10	69.60	260.59#
0.00	0.00	0.00
0.00	0.00	0.00

Quantitation Report (Qedit)

```
Data Path : C:\msdchem\1\DATA\
Data File : 3w78717.D
Acq On    :  6 Jan 2023  12:21 pm
Operator  : thomash
Sample    : ic3100-0.5
Misc      : MS65290,V3W3100,,,,,1
ALS Vial  : 1   Sample Multiplier: 1

Quant Time: Jan 09 08:41:30 2023
Quant Method : C:\msdchem\1\METHODS\M3W3100.M
Quant Title  : TO15 by GCMS w/Rtx-1, 60 m X 0.32mm ID X 1.0 um
QLast Update : Mon Jan 09 08:41:14 2023
Response via : Initial Calibration
```

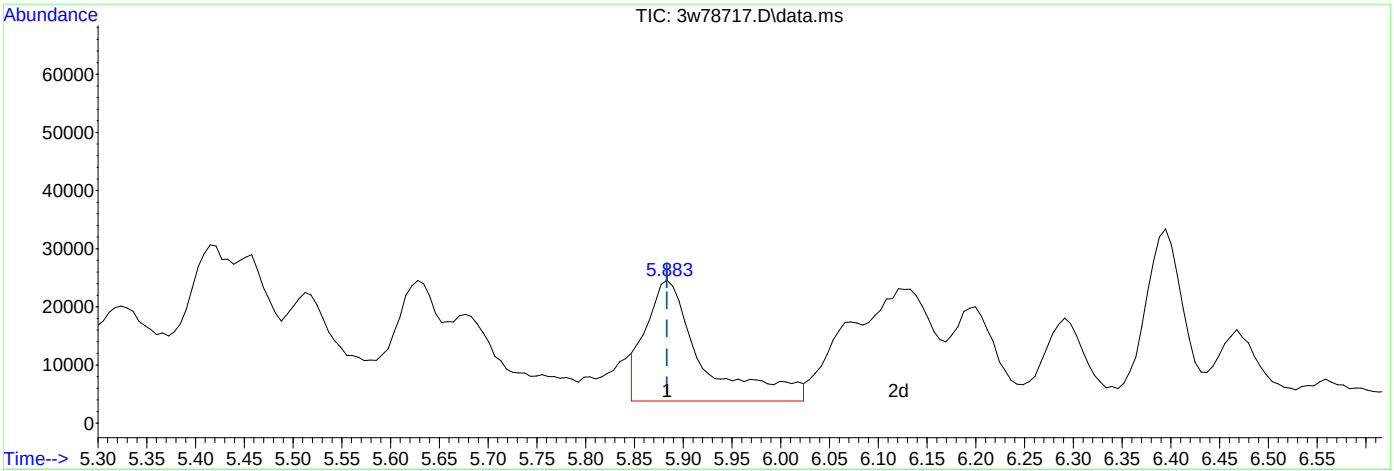

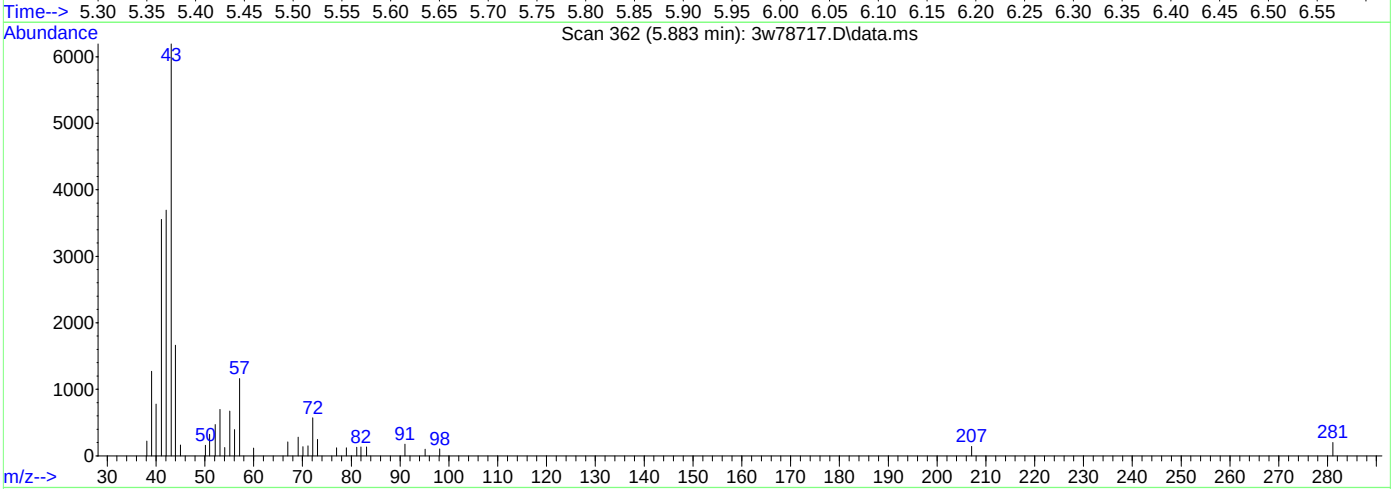

TIC: 3w78717.D\data.ms

(110) TVHC as equiv Pentane

5.883min (+0.000) 0.73PPBV

response 82557

Signal	Exp%	Act%
TIC	100	100
0.00	0.00	0.00
0.00	0.00	0.00
0.00	0.00	0.00

Quantitation Report (Qedit)

Data Path : C:\msdchem\1\DATA\
Data File : 3w78717.D
Acq On : 6 Jan 2023 12:21 pm
Operator : thomash
Sample : ic3100-0.5
Misc : MS65290,V3W3100,,,,,1
ALS Vial : 1 Sample Multiplier: 1

Quant Time: Jan 09 08:41:30 2023
Quant Method : C:\msdchem\1\METHODS\M3W3100.M
Quant Title : TO15 by GCMS w/Rtx-1, 60 m X 0.32mm ID X 1.0 um
QLast Update : Mon Jan 09 08:41:14 2023
Response via : Initial Calibration

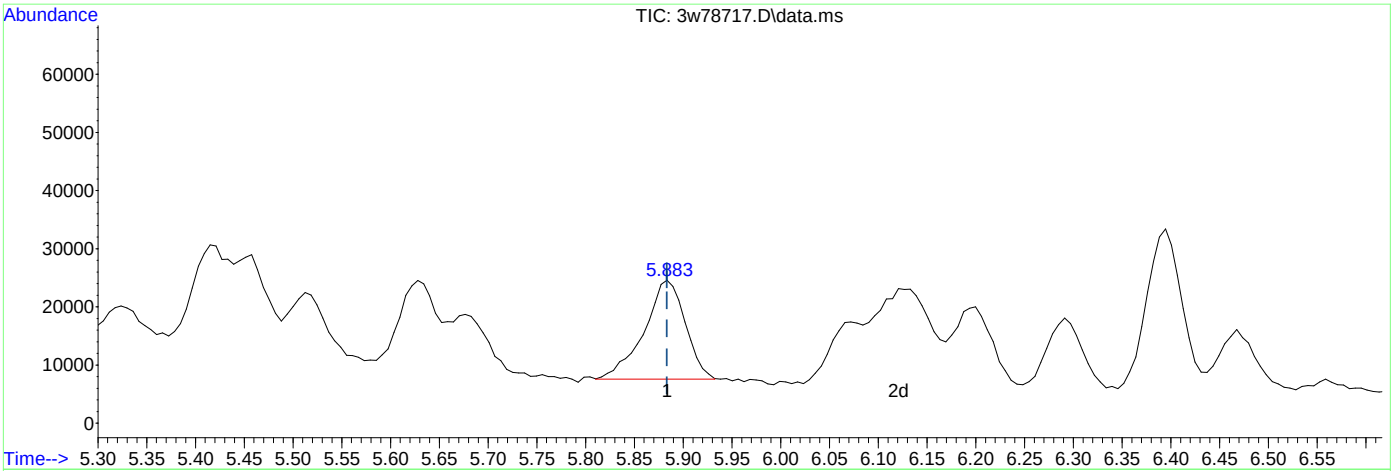

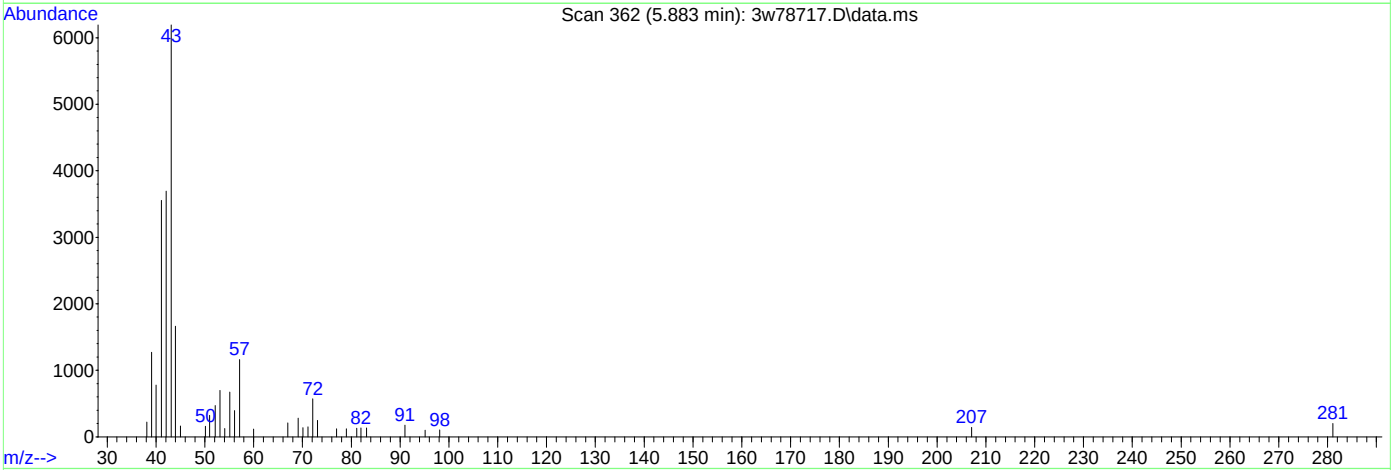

TIC: 3w78717.D\data.ms

(110) TVHC as equiv Pentane

5.883min (+0.000) 0.44PPBV m

response 50033

Signal	Exp%	Act%
TIC	100	100
0.00	0.00	0.00
0.00	0.00	0.00
0.00	0.00	0.00

Quantitation Report (Qedit)

Data Path : C:\msdchem\1\DATA\
Data File : 3w78717.D
Acq On : 6 Jan 2023 12:21 pm
Operator : thomash
Sample : ic3100-0.5
Misc : MS65290,V3W3100,,,,,1
ALS Vial : 1 Sample Multiplier: 1

Quant Time: Jan 09 08:43:35 2023
Quant Method : C:\msdchem\1\METHODS\M3W3100.M
Quant Title : TO15 by GCMS w/Rtx-1, 60 m X 0.32mm ID X 1.0 um
QLast Update : Mon Jan 09 08:41:14 2023
Response via : Initial Calibration

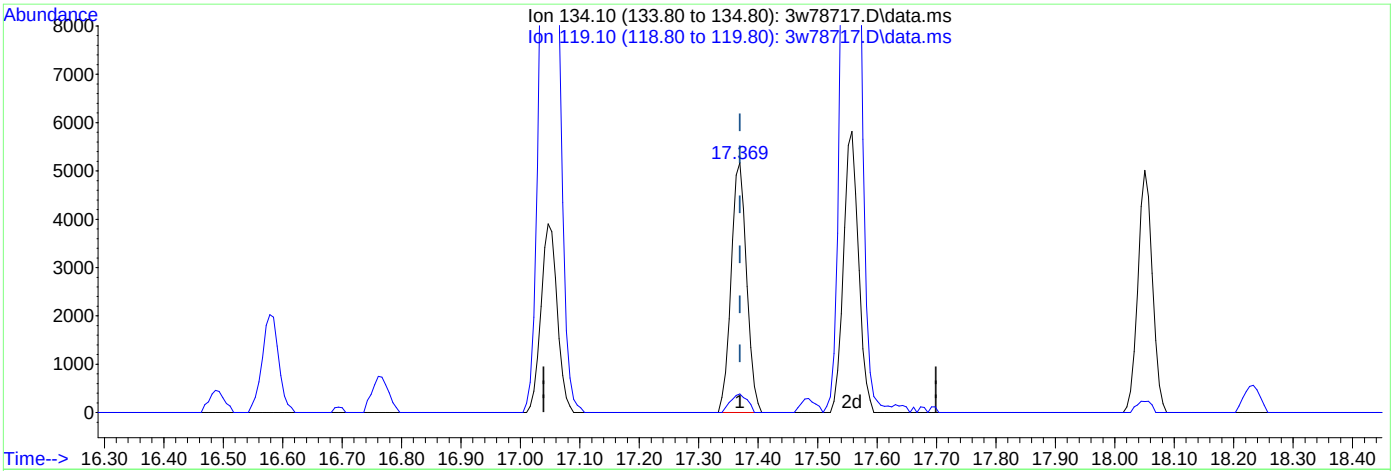

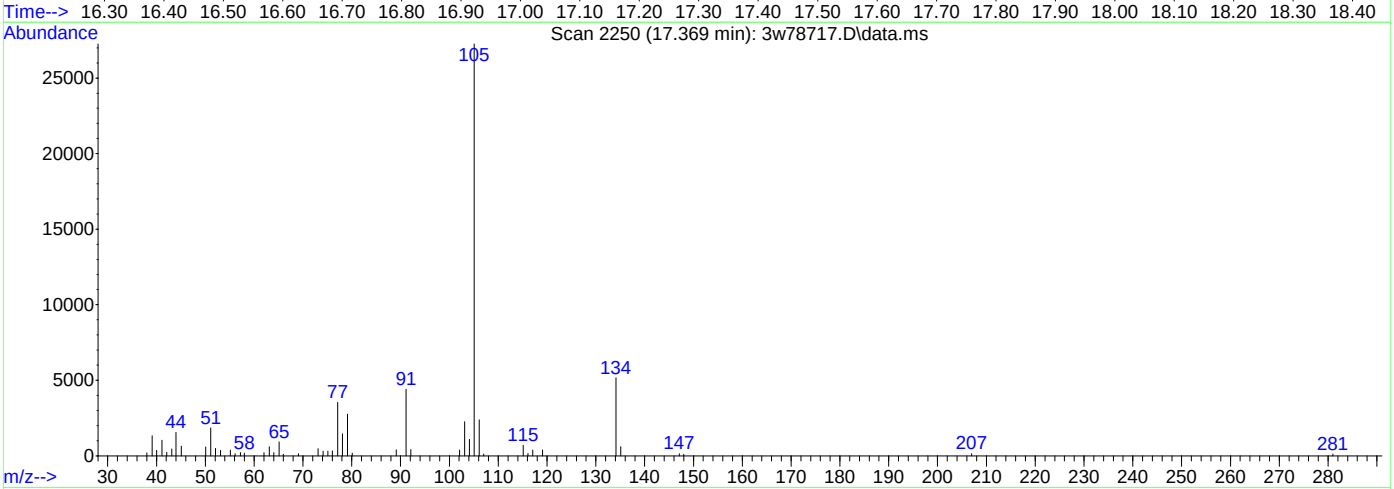

(102) p-ISOPROPYLTOLUENE

17.369min (+0.000) 0.50PPBV

response 9352

Ion	Exp%	Act%
134.10	100	100
119.10	6.30	8.13
0.00	0.00	0.00
0.00	0.00	0.00

Quantitation Report (Qedit)

Data Path : C:\msdchem\1\DATA\
Data File : 3w78717.D
Acq On : 6 Jan 2023 12:21 pm
Operator : thomash
Sample : ic3100-0.5
Misc : MS65290,V3W3100,,,,,1
ALS Vial : 1 Sample Multiplier: 1

Quant Time: Jan 09 08:43:35 2023
Quant Method : C:\msdchem\1\METHODS\M3W3100.M
Quant Title : TO15 by GCMS w/Rtx-1, 60 m X 0.32mm ID X 1.0 um
QLast Update : Mon Jan 09 08:41:14 2023
Response via : Initial Calibration

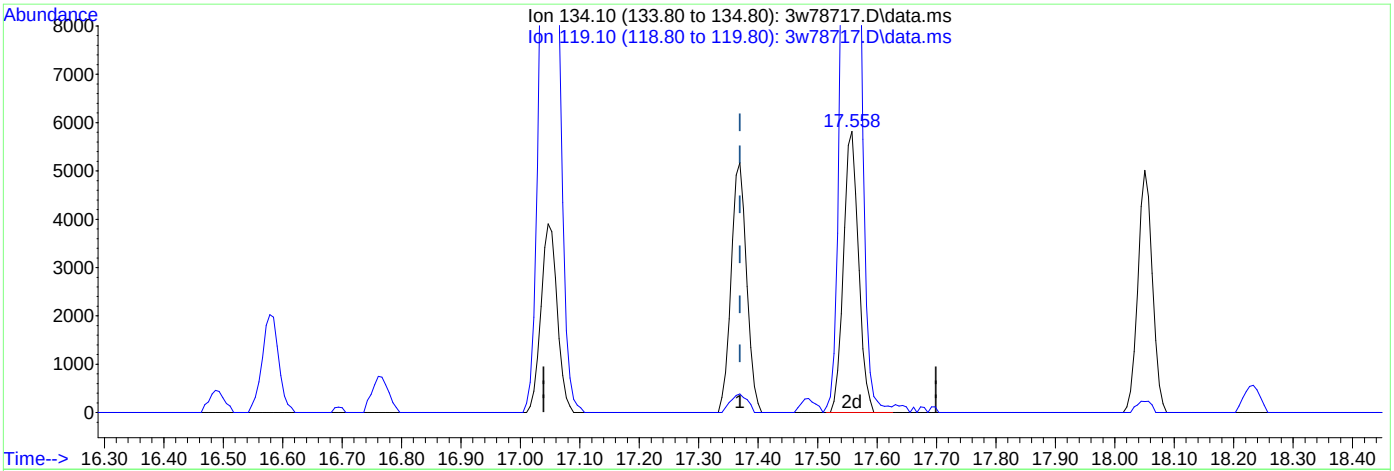

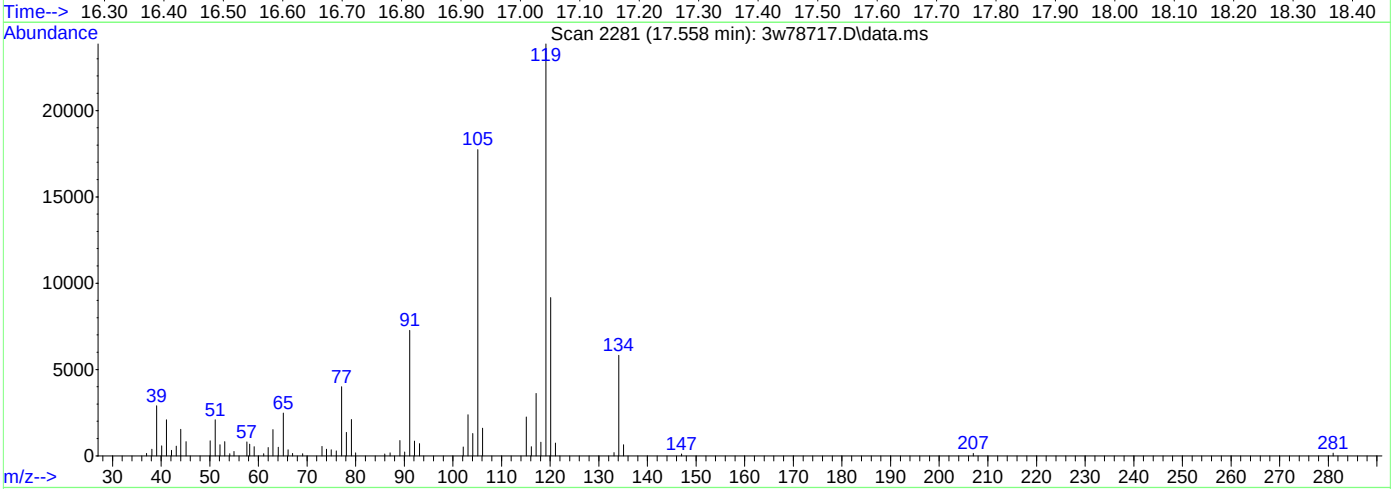

(102) p-ISOPROPYLTOLUENE

17.558min (+0.189) 0.55PPBV m

response 10206

Ion	Exp%	Act%
134.10	100	100
119.10	6.30	7.45
0.00	0.00	0.00
0.00	0.00	0.00

Quantitation Report (QT Reviewed)

Data Path : C:\msdchem\1\DATA\
Data File : 3w78719.D
Acq On : 6 Jan 2023 1:39 pm
Operator : thomash
Sample : ic3100-5
Misc : MS65290,V3W3100,,,,,1
ALS Vial : 2 Sample Multiplier: 1

Quant Time: Jan 09 13:09:06 2023
Quant Method : C:\msdchem\1\METHODS\M3W3100.M
Quant Title : TO15 by GCMS w/Rtx-1, 60 m X 0.32mm ID X 1.0 um
QLast Update : Mon Jan 09 13:06:15 2023
Response via : Initial Calibration

Compound	R.T.	QIon	Response	Conc	Units	Dev(Min)
Internal Standards						
1) BROMOCHLOROMETHANE	7.958	128	87801	10.00	PPBV	0.00
51) 1,4-DIFLUOROBENZENE	9.667	114	465745	10.00	PPBV	0.00
70) CHLOROBENZENE-D5	13.926	82	260919	10.00	PPBV	0.00
109) BROMOCHLOROMETHANE (A)	7.958	128	87801	10.00	PPBV	# 0.00
System Monitoring Compounds						
85) 4-BROMOFLUOROBENZENE	15.575	95	307657	10.10	PPBV	0.00
Spiked Amount 10.000	Range 65 - 128		Recovery = 101.00%			
Target Compounds						Qvalue
3) FREON 152A	4.253	65	45648	4.99	PPBV	97
4) CHLORODIFLUOROMETHANE	4.283	67	20752	5.08	PPBV	98
5) CHLOROTRIFLUOROETHENE	4.314	116	90270	5.02	PPBV #	100
6) DICHLORODIFLUOROMETHANE	4.362	85	216594	5.02	PPBV	100
7) PROPYLENE	4.314	41	65842	4.90	PPBV	92
8) 1-CHLORO-1,1-DIFLUOROE...	4.466	65	144081	5.12	PPBV	98
9) FREON 114	4.551	85	156329	5.27	PPBV	100
10) CHLOROMETHANE	4.490	52	21320	5.18	PPBV	94
11) VINYL CHLORIDE	4.648	62	63459	5.14	PPBV	100
12) 1,3-BUTADIENE	4.746	54	50218	4.94	PPBV	98
13) n-BUTANE	4.782	43	100133	5.10	PPBV	97
14) BROMOMETHANE	4.947	94	46811	5.06	PPBV	98
15) CHLOROETHANE	5.068	64	28000	5.06	PPBV	89
16) DICHLOROFLUOROMETHANE	5.123	67	122823	5.06	PPBV	99
17) ACETONITRILE	5.312	41	51283	4.81	PPBV	93
18) ACROLEIN	5.403	56	22093	4.31	PPBV	93
19) FREON 123	5.415	83	126414	4.25	PPBV	98
20) FREON 123A	5.458	117	68950	4.54	PPBV	97
21) TRICHLOROFLUOROMETHANE	5.628	101	167270	4.98	PPBV	99
22) ISOPROPYL ALCOHOL	5.677	45	161795	5.05	PPBV	100
23) ACETONE	5.506	58	41188	5.02	PPBV	97
24) PENTANE	5.889	42	86822	5.05	PPBV	100
25) IODOMETHANE	6.072	142	170728	5.04	PPBV	99
26) 1,1-DICHLOROETHYLENE	6.115	96	70692	5.08	PPBV	100
27) CARBON DISULFIDE	6.467	76	222525	5.07	PPBV	100
28) ETHANOL	5.141	45	28982	4.98	PPBV	98
29) BROMOETHENE	5.330	106	43857	4.73	PPBV	99
30) ACRYLONITRILE	5.847	52	52516	4.99	PPBV	99
31) METHYLENE CHLORIDE	6.200	84	67625	5.10	PPBV	99
32) 3-CHLOROPROPENE	6.291	76	36143	4.97	PPBV	97
33) FREON 113	6.394	151	108924	5.07	PPBV	99
34) TRANS-1,2-DICHLOROETHY...	6.942	96	74948	5.00	PPBV	99
35) TERTIARY BUTYL ALCOHOL	6.139	59	183242	5.07	PPBV	100
36) METHYL TERTIARY BUTYL ...	7.155	73	226728	5.07	PPBV	99
37) TETRAHYDROFURAN	8.438	72	39421	5.08	PPBV	99
38) HEXANE	7.970	57	130851	5.15	PPBV	99
39) VINYL ACETATE	7.210	86	17660	4.98	PPBV	97
40) 1,1-DICHLOROETHANE	7.112	63	145768	5.08	PPBV	99
41) METHYL ETHYL KETONE	7.441	72	39539	5.02	PPBV	97
42) cis-1,2-DICHLOROETHYLENE	7.806	96	78425	5.05	PPBV	100
43) DIISOPROPYL ETHER	7.958	59	38639	5.11	PPBV	97
44) ETHYL ACETATE	7.982	61	29451	5.16	PPBV	98
45) METHYL ACRYLATE	7.982	55	156243	5.09	PPBV	100
46) CHLOROFORM	8.061	83	165458	5.08	PPBV	100
47) 2,4-DIMETHYLPENTANE	8.743	57	159336	5.12	PPBV	100
48) 1,1,1-TRICHLOROETHANE	8.943	97	165938	5.08	PPBV	100
49) CARBON TETRACHLORIDE	9.497	117	165646	5.10	PPBV	100

Quantitation Report (QT Reviewed)

Data Path : C:\msdchem\1\DATA\
Data File : 3w78719.D
Acq On : 6 Jan 2023 1:39 pm
Operator : thomash
Sample : ic3100-5
Misc : MS65290,V3W3100,,,,,1
ALS Vial : 2 Sample Multiplier: 1

Quant Time: Jan 09 13:09:06 2023
Quant Method : C:\msdchem\1\METHODS\M3W3100.M
Quant Title : TO15 by GCMS w/Rtx-1, 60 m X 0.32mm ID X 1.0 um
QLast Update : Mon Jan 09 13:06:15 2023
Response via : Initial Calibration

	Compound	R.T.	QIon	Response	Conc	Units		Dev(Min)
50)	1,2-DICHLOROETHANE	8.712	62	111890	5.03	PPBV		100
52)	BENZENE	9.363	78	246062	5.09	PPBV		100
53)	CYCLOHEXANE	9.607	84	104667	5.16	PPBV		95
54)	2,3-DIMETHYLPENTANE	9.813	71	56103	5.10	PPBV		98
55)	TRICHLOROETHYLENE	10.330	95	105581	5.16	PPBV		100
56)	1,2-DICHLOROPROPANE	10.118	63	97332	5.21	PPBV		99
57)	DIBROMOMETHANE	10.093	174	81488	5.13	PPBV		100
58)	ETHYL ACRYLATE	10.093	55	197686	5.10	PPBV		99
59)	BROMODICHLOROMETHANE	10.300	83	186164	5.11	PPBV		100
60)	2,2,4-TRIMETHYLPENTANE	10.349	57	433983	5.23	PPBV		100
61)	1,4-DIOXANE	10.349	88	55344	5.12	PPBV	#	75
62)	HEPTANE	10.592	43	165218	5.12	PPBV		99
63)	METHYL METHACRYLATE	10.513	69	94951	5.20	PPBV		97
64)	METHYL ISOBUTYL KETONE	11.188	58	82997	5.09	PPBV		100
65)	cis-1,3-DICHLOROPROPENE	11.152	75	149071	5.06	PPBV		99
66)	TOLUENE	12.119	92	170977	5.08	PPBV		99
67)	1,3-DICHLOROPROPANE	12.143	76	143144	5.02	PPBV	#	74
68)	trans-1,3-DICHLOROPROPENE	11.663	75	137511	5.00	PPBV		100
69)	1,1,2-TRICHLOROETHANE	11.845	83	89685	5.01	PPBV		100
71)	2-HEXANONE	12.381	58	106107	5.19	PPBV		97
72)	ETHYL METHACRYLATE	12.381	69	162218	5.22	PPBV		100
73)	TETRACHLOROETHYLENE	13.263	164	105042	5.22	PPBV		100
74)	DIBROMOCHLOROMETHANE	12.551	129	171314	5.22	PPBV		100
75)	1,2-DIBROMOETHANE	12.800	107	149858	5.19	PPBV		100
76)	OCTANE	13.098	43	233428	5.29	PPBV		100
77)	1,1,1,2-TETRACHLOROETHANE	13.950	131	121220	5.28	PPBV		99
78)	CHLOROBENZENE	13.975	112	220913	5.22	PPBV		99
79)	ETHYLBENZENE	14.364	91	389480	5.27	PPBV		100
80)	m,p-XYLENE	14.559	106	289134	10.51	PPBV		99
81)	o-XYLENE	15.063	106	139170	5.25	PPBV		98
82)	STYRENE	14.948	104	220305	5.13	PPBV		100
83)	NONANE	15.301	43	239399	5.27	PPBV		99
84)	BROMOFORM	14.650	173	152087	5.13	PPBV		100
86)	1,1,2,2-TETRACHLOROETHANE	15.063	83	231582	5.25	PPBV		100
87)	1,2,3-TRICHLOROPROPANE	15.203	75	181365	5.21	PPBV		100
88)	ISOPROPYLBENZENE	15.720	105	428837	5.28	PPBV	#	1
89)	BROMOBENZENE	15.830	77	217297	5.17	PPBV		100
90)	2-CHLOROTOLUENE	16.280	126	101301	5.16	PPBV		100
91)	n-PROPYLBENZENE	16.317	120	114634	5.18	PPBV		100
92)	4-ETHYLTOLUENE	16.487	105	415919	5.20	PPBV		100
93)	1,3,5-TRIMETHYLBENZENE	16.578	105	353321	5.22	PPBV		100
94)	ALPHA-METHYLSTYRENE	16.761	118	174407	5.14	PPBV		99
95)	tert-BUTYLBENZENE	17.047	134	75197	5.30	PPBV		99
96)	1,2,4-TRIMETHYLBENZENE	17.059	105	356095	5.28	PPBV		99
97)	m-DICHLOROBENZENE	17.235	146	206871	5.10	PPBV		99
98)	BENZYL CHLORIDE	17.217	91	306859	4.94	PPBV		100
99)	p-DICHLOROBENZENE	17.314	146	200647	5.01	PPBV		100
100)	sec-BUTYLBENZENE	17.369	134	97529	5.17	PPBV		97
101)	1,2,3-Trimethylbenzene	17.552	105	361280	5.26	PPBV		99
102)	p-ISOPROPYLTOLUENE	17.558	134	108878	5.28	PPBV		98
103)	o-DICHLOROBENZENE	17.710	146	209941	5.15	PPBV		99
104)	n-BUTYLBENZENE	18.051	134	101246	5.11	PPBV		98
105)	HEXACHLOROETHANE	18.495	117	147371	5.25	PPBV		100
106)	HEXACHLOROBUTADIENE	20.235	225	183185	5.23	PPBV		100
107)	1,2,4-TRICHLOROBENZENE	19.711	180	146727	4.56	PPBV		99
108)	NAPHTHALENE	19.833	128	396168	4.78	PPBV		99
110)	TVHC as equiv Pentane	5.883	TIC	531215	4.96	PPBV		100

Quantitation Report (QT Reviewed)

Data Path : C:\msdchem\1\DATA\
Data File : 3w78719.D
Acq On : 6 Jan 2023 1:39 pm
Operator : thomash
Sample : ic3100-5
Misc : MS65290,V3W3100,,,,,1
ALS Vial : 2 Sample Multiplier: 1

Quant Time: Jan 09 13:09:06 2023
Quant Method : C:\msdchem\1\METHODS\M3W3100.M
Quant Title : TO15 by GCMS w/Rtx-1, 60 m X 0.32mm ID X 1.0 um
QLast Update : Mon Jan 09 13:06:15 2023
Response via : Initial Calibration

Compound	R.T.	QIon	Response	Conc	Units	Dev(Min)

(#) = qualifier out of range (m) = manual integration (+) = signals summed

Quantitation Report (QT Reviewed)

Data Path : C:\msdchem\1\DATA\
Data File : 3w78719.D
Acq On : 6 Jan 2023 1:39 pm
Operator : thomash
Sample : ic3100-5
Misc : MS65290,V3W3100,,,,,1
ALS Vial : 2 Sample Multiplier: 1

Quant Time: Jan 09 13:09:06 2023
Quant Method : C:\msdchem\1\METHODS\M3W3100.M
Quant Title : TO15 by GCMS w/Rtx-1, 60 m X 0.32mm ID X 1.0 um
QLast Update : Mon Jan 09 13:06:15 2023
Response via : Initial Calibration

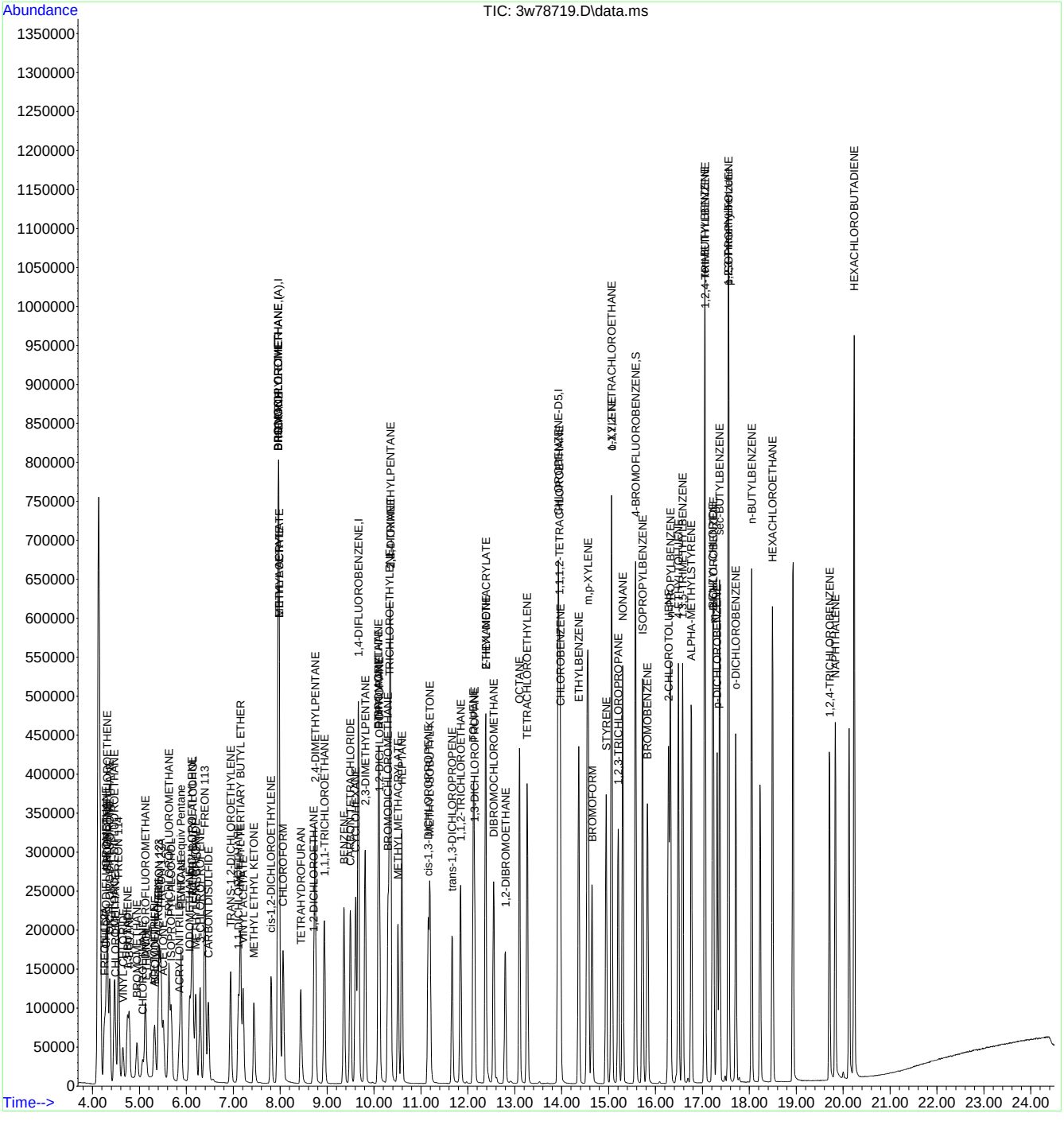

Quantitation Report (QT Reviewed)

Data Path : C:\msdchem\1\DATA\
Data File : 3w78720.D
Acq On : 6 Jan 2023 2:19 pm
Operator : thomash
Sample : icc3100-10
Misc : MS65290,V3W3100,,,,,1
ALS Vial : 2 Sample Multiplier: 1

Quant Time: Jan 09 13:07:21 2023
Quant Method : C:\msdchem\1\METHODS\M3W3100.M
Quant Title : TO15 by GCMS w/Rtx-1, 60 m X 0.32mm ID X 1.0 um
QLast Update : Mon Jan 09 13:06:15 2023
Response via : Initial Calibration

Compound	R.T.	QIon	Response	Conc	Units		Dev(Min)
Internal Standards							
1) BROMOCHLOROMETHANE	7.952	128	85950	10.00	PPBV		0.00
51) 1,4-DIFLUOROBENZENE	9.667	114	457105	10.00	PPBV		0.00
70) CHLOROBENZENE-D5	13.926	82	264322	10.00	PPBV		0.00
109) BROMOCHLOROMETHANE (A)	7.952	128	85950	10.00	PPBV	#	0.00
System Monitoring Compounds							
85) 4-BROMOFLUOROBENZENE	15.574	95	308735	10.00	PPBV		0.00
Spiked Amount 10.000	Range 65 - 128		Recovery = 100.00%				
Target Compounds							Qvalue
3) FREON 152A	4.253	65	89562	10.00	PPBV		100
4) CHLORODIFLUOROMETHANE	4.283	67	40016	10.00	PPBV		100
5) CHLOROTRIFLUOROETHENE	4.314	116	175985	10.00	PPBV	#	100
6) DICHLORODIFLUOROMETHANE	4.369	85	422781	10.00	PPBV		100
7) PROPYLENE	4.314	41	131413	10.00	PPBV		100
8) 1-CHLORO-1,1-DIFLUOROE...	4.466	65	275493	10.00	PPBV		100
9) FREON 114	4.551	85	290135	10.00	PPBV		100
10) CHLOROMETHANE	4.490	52	40256	10.00	PPBV		100
11) VINYL CHLORIDE	4.642	62	120956	10.00	PPBV		100
12) 1,3-BUTADIENE	4.746	54	99549	10.00	PPBV		100
13) n-BUTANE	4.782	43	192243	10.00	PPBV		100
14) BROMOMETHANE	4.946	94	90573	10.00	PPBV		100
15) CHLOROETHANE	5.068	64	54215	10.00	PPBV		100
16) DICHLOROFLUOROMETHANE	5.123	67	237562	10.00	PPBV		100
17) ACETONITRILE	5.311	41	104436	10.00	PPBV		100
18) ACROLEIN	5.403	56	50152	10.00	PPBV		100
19) FREON 123	5.415	83	291503	10.00	PPBV		100
20) FREON 123A	5.457	117	148575	10.00	PPBV		100
21) TRICHLOROFLUOROMETHANE	5.628	101	328868	10.00	PPBV		100
22) ISOPROPYL ALCOHOL	5.670	45	313478	10.00	PPBV		100
23) ACETONE	5.506	58	80360	10.00	PPBV	#	1
24) PENTANE	5.883	42	168173	10.00	PPBV		100
25) IODOMETHANE	6.072	142	331304	10.00	PPBV		100
26) 1,1-DICHLOROETHYLENE	6.115	96	136154	10.00	PPBV		100
27) CARBON DISULFIDE	6.467	76	429734	10.00	PPBV		100
28) ETHANOL	5.141	45	56914	10.00	PPBV		100
29) BROMOETHENE	5.330	106	90846	10.00	PPBV		100
30) ACRYLONITRILE	5.847	52	103056	10.00	PPBV		100
31) METHYLENE CHLORIDE	6.200	84	129764	10.00	PPBV		100
32) 3-CHLOROPROPENE	6.291	76	71235	10.00	PPBV		100
33) FREON 113	6.394	151	210145	10.00	PPBV		100
34) TRANS-1,2-DICHLOROETHY...	6.942	96	146851	10.00	PPBV		100
35) TERTIARY BUTYL ALCOHOL	6.133	59	353784	10.00	PPBV		100
36) METHYL TERTIARY BUTYL ...	7.149	73	437776	10.00	PPBV		100
37) TETRAHYDROFURAN	8.432	72	76018	10.00	PPBV		100
38) HEXANE	7.970	57	248663	10.00	PPBV		100
39) VINYL ACETATE	7.210	86	34691	10.00	PPBV		100
40) 1,1-DICHLOROETHANE	7.112	63	281060	10.00	PPBV		100
41) METHYL ETHYL KETONE	7.435	72	77058	10.00	PPBV		100
42) cis-1,2-DICHLOROETHYLENE	7.806	96	152142	10.00	PPBV		100
43) DIISOPROPYL ETHER	7.958	59	74001	10.00	PPBV		100
44) ETHYL ACETATE	7.976	61	55891	10.00	PPBV		100
45) METHYL ACRYLATE	7.976	55	300390	10.00	PPBV		100
46) CHLOROFORM	8.061	83	318887	10.00	PPBV		100
47) 2,4-DIMETHYLPENTANE	8.743	57	304498	10.00	PPBV		100
48) 1,1,1-TRICHLOROETHANE	8.937	97	319706	10.00	PPBV		100
49) CARBON TETRACHLORIDE	9.497	117	317686	10.00	PPBV		100

Quantitation Report (QT Reviewed)

Data Path : C:\msdchem\1\DATA\
Data File : 3w78720.D
Acq On : 6 Jan 2023 2:19 pm
Operator : thomash
Sample : icc3100-10
Misc : MS65290,V3W3100,,,,,1
ALS Vial : 2 Sample Multiplier: 1

Quant Time: Jan 09 13:07:21 2023
Quant Method : C:\msdchem\1\METHODS\M3W3100.M
Quant Title : TO15 by GCMS w/Rtx-1, 60 m X 0.32mm ID X 1.0 um
QLast Update : Mon Jan 09 13:06:15 2023
Response via : Initial Calibration

	Compound	R.T.	QIon	Response	Conc	Units		Dev(Min)
50)	1,2-DICHLOROETHANE	8.712	62	217757	10.00	PPBV		100
52)	BENZENE	9.357	78	474679	10.00	PPBV		100
53)	CYCLOHEXANE	9.606	84	199073	10.00	PPBV		100
54)	2,3-DIMETHYLPENTANE	9.813	71	107864	10.00	PPBV		100
55)	TRICHLOROETHYLENE	10.330	95	200940	10.00	PPBV		100
56)	1,2-DICHLOROPROPANE	10.111	63	183507	10.00	PPBV		100
57)	DIBROMOMETHANE	10.093	174	155925	10.00	PPBV		100
58)	ETHYL ACRYLATE	10.093	55	380770	10.00	PPBV		100
59)	BROMODICHLOROMETHANE	10.300	83	357314	10.00	PPBV		100
60)	2,2,4-TRIMETHYLPENTANE	10.349	57	815081	10.00	PPBV		100
61)	1,4-DIOXANE	10.343	88	106061	10.00	PPBV		100
62)	HEPTANE	10.592	43	316665	10.00	PPBV		100
63)	METHYL METHACRYLATE	10.507	69	179320	10.00	PPBV		100
64)	METHYL ISOBUTYL KETONE	11.188	58	160096	10.00	PPBV		100
65)	cis-1,3-DICHLOROPROPENE	11.152	75	289108	10.00	PPBV		100
66)	TOLUENE	12.119	92	330313	10.00	PPBV		100
67)	1,3-DICHLOROPROPANE	12.143	76	279986	10.00	PPBV		100
68)	trans-1,3-DICHLOROPROPENE	11.663	75	269796	10.00	PPBV		100
69)	1,1,2-TRICHLOROETHANE	11.845	83	175529	10.00	PPBV		100
71)	2-HEXANONE	12.374	58	207024	10.00	PPBV		100
72)	ETHYL METHACRYLATE	12.381	69	314671	10.00	PPBV		100
73)	TETRACHLOROETHYLENE	13.263	164	203873	10.00	PPBV		100
74)	DIBROMOCHLOROMETHANE	12.551	129	332597	10.00	PPBV		100
75)	1,2-DIBROMOETHANE	12.800	107	292302	10.00	PPBV		100
76)	OCTANE	13.098	43	446819	10.00	PPBV		100
77)	1,1,1,2-TETRACHLOROETHANE	13.950	131	232648	10.00	PPBV		100
78)	CHLOROBENZENE	13.974	112	428612	10.00	PPBV		100
79)	ETHYLBENZENE	14.364	91	748456	10.00	PPBV		100
80)	m,p-XYLENE	14.559	106	557525	20.00	PPBV		100
81)	o-XYLENE	15.070	106	268357	10.00	PPBV		100
82)	STYRENE	14.948	104	434953	10.00	PPBV		100
83)	NONANE	15.301	43	460094	10.00	PPBV		100
84)	BROMOFORM	14.650	173	300469	10.00	PPBV		100
86)	1,1,2,2-TETRACHLOROETHANE	15.063	83	446649	10.00	PPBV		100
87)	1,2,3-TRICHLOROPROPANE	15.203	75	352771	10.00	PPBV		100
88)	ISOPROPYLBENZENE	15.727	105	825640	10.03	PPBV	#	1
89)	BROMOBENZENE	15.830	77	425896	10.00	PPBV		100
90)	2-CHLOROTOLUENE	16.280	126	198986	10.00	PPBV		100
91)	n-PROPYLBENZENE	16.317	120	224280	10.00	PPBV		100
92)	4-ETHYLTOLUENE	16.487	105	810086	10.00	PPBV		100
93)	1,3,5-TRIMETHYLBENZENE	16.578	105	685377	10.00	PPBV		100
94)	ALPHA-METHYLSTYRENE	16.767	118	343774	10.00	PPBV		100
95)	tert-BUTYLBENZENE	17.053	134	143690	10.00	PPBV		100
96)	1,2,4-TRIMETHYLBENZENE	17.059	105	682883	10.00	PPBV		100
97)	m-DICHLOROBENZENE	17.235	146	411315	10.00	PPBV		100
98)	BENZYL CHLORIDE	17.217	91	629448	10.00	PPBV		100
99)	p-DICHLOROBENZENE	17.314	146	406117	10.00	PPBV		100
100)	sec-BUTYLBENZENE	17.369	134	191020	10.00	PPBV		100
101)	1,2,3-Trimethylbenzene	17.558	105	695546	10.00	PPBV		100
102)	p-ISOPROPYLTOLUENE	17.558	134	208921	10.00	PPBV		100
103)	o-DICHLOROBENZENE	17.716	146	413354	10.00	PPBV		100
104)	n-BUTYLBENZENE	18.050	134	200601	10.00	PPBV		100
105)	HEXACHLOROETHANE	18.495	117	284443	10.00	PPBV		100
106)	HEXACHLOROBUTADIENE	20.234	225	354925	10.00	PPBV		100
107)	1,2,4-TRICHLOROBENZENE	19.711	180	325657	10.00	PPBV		100
108)	NAPHTHALENE	19.833	128	839914	10.00	PPBV		100
110)	TVHC as equiv Pentane	5.883	TIC	1047684	10.00	PPBV		100

Quantitation Report (QT Reviewed)

```
Data Path : C:\msdchem\1\DATA\
Data File : 3w78720.D
Acq On    :  6 Jan 2023   2:19 pm
Operator  : thomash
Sample    : icc3100-10
Misc      : MS65290,V3W3100,,,,,1
ALS Vial  : 2   Sample Multiplier: 1

Quant Time: Jan 09 13:07:21 2023
Quant Method : C:\msdchem\1\METHODS\M3W3100.M
Quant Title  : TO15 by GCMS w/Rtx-1, 60 m X 0.32mm ID X 1.0 um
QLast Update : Mon Jan 09 13:06:15 2023
Response via : Initial Calibration

        Compound                    R.T. QIon  Response  Conc Units Dev(Min)
 ---------------------------------------------------------------------------

 (#) = qualifier out of range (m) = manual integration (+) = signals summed
```

7.7.17

7

Quantitation Report (QT Reviewed)

Data Path : C:\msdchem\1\DATA\
Data File : 3w78720.D
Acq On : 6 Jan 2023 2:19 pm
Operator : thomash
Sample : icc3100-10
Misc : MS65290,V3W3100,,,,,1
ALS Vial : 2 Sample Multiplier: 1

Quant Time: Jan 09 13:07:21 2023
Quant Method : C:\msdchem\1\METHODS\M3W3100.M
Quant Title : TO15 by GCMS w/Rtx-1, 60 m X 0.32mm ID X 1.0 um
QLast Update : Mon Jan 09 13:06:15 2023
Response via : Initial Calibration

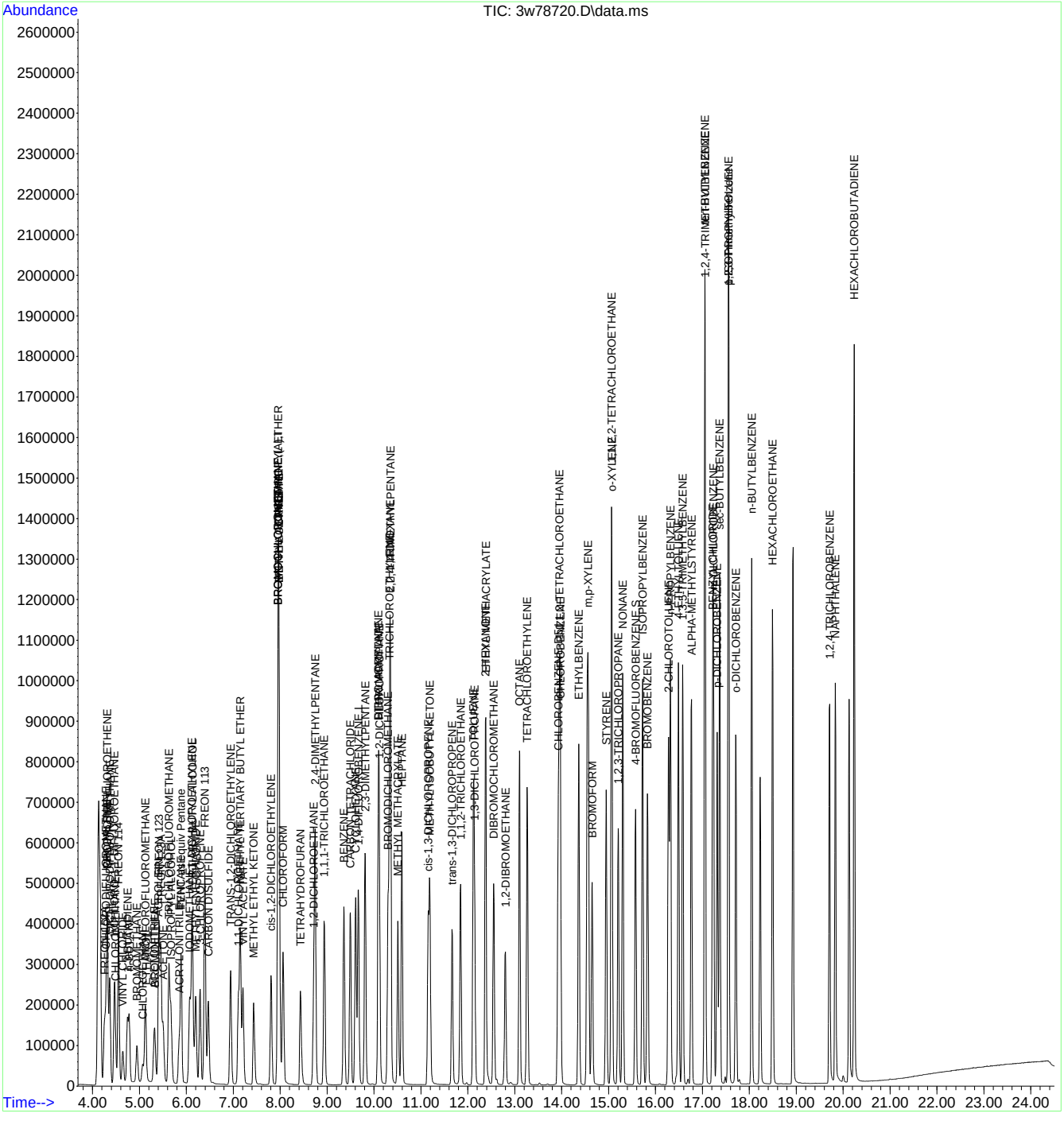

Quantitation Report (QT Reviewed)

Data Path : C:\msdchem\1\DATA\
Data File : 3w78721.D
Acq On : 6 Jan 2023 3:01 pm
Operator : thomash
Sample : ic3100-20
Misc : MS65290,V3W3100,,,,,1
ALS Vial : 2 Sample Multiplier: 1

Quant Time: Jan 09 13:09:44 2023
Quant Method : C:\msdchem\1\METHODS\M3W3100.M
Quant Title : TO15 by GCMS w/Rtx-1, 60 m X 0.32mm ID X 1.0 um
QLast Update : Mon Jan 09 13:06:15 2023
Response via : Initial Calibration

Compound	R.T.	QIon	Response	Conc	Units		Dev(Min)
Internal Standards							
1) BROMOCHLOROMETHANE	7.958	128	82258	10.00	PPBV		0.00
51) 1,4-DIFLUOROBENZENE	9.674	114	455484	10.00	PPBV		0.00
70) CHLOROBENZENE-D5	13.926	82	271244	10.00	PPBV		0.00
109) BROMOCHLOROMETHANE (A)	7.958	128	82258	10.00	PPBV	#	0.00
System Monitoring Compounds							
85) 4-BROMOFLUOROBENZENE	15.575	95	311655	9.84	PPBV		0.00
Spiked Amount 10.000	Range 65 - 128		Recovery = 98.40%				
Target Compounds							Qvalue
3) FREON 152A	4.253	65	174618	20.37	PPBV		99
4) CHLORODIFLUOROMETHANE	4.290	67	77242	20.17	PPBV		100
5) CHLOROTRIFLUOROETHENE	4.320	116	339007	20.13	PPBV	#	100
6) DICHLORODIFLUOROMETHANE	4.369	85	816089	20.17	PPBV		100
7) PROPYLENE	4.314	41	246439	19.59	PPBV		98
8) 1-CHLORO-1,1-DIFLUOROE...	4.472	65	536964	20.37	PPBV		99
9) FREON 114	4.557	85	578629	20.84	PPBV		99
10) CHLOROMETHANE	4.490	52	79059	20.52	PPBV		97
11) VINYL CHLORIDE	4.649	62	244626	21.13	PPBV		100
12) 1,3-BUTADIENE	4.746	54	190575	20.00	PPBV		99
13) n-BUTANE	4.782	43	370647	20.15	PPBV		100
14) BROMOMETHANE	4.953	94	176427	20.35	PPBV		99
15) CHLOROETHANE	5.068	64	105943	20.42	PPBV		100
16) DICHLOROFLUOROMETHANE	5.129	67	461388	20.29	PPBV		100
17) ACETONITRILE	5.318	41	207171	20.73	PPBV		99
18) ACROLEIN	5.409	56	96203	20.04	PPBV		100
19) FREON 123	5.421	83	565981	20.29	PPBV		100
20) FREON 123A	5.464	117	290821	20.45	PPBV		99
21) TRICHLOROFLUOROMETHANE	5.634	101	637473	20.25	PPBV		100
22) ISOPROPYL ALCOHOL	5.683	45	608910	20.30	PPBV		99
23) ACETONE	5.506	58	153618	19.97	PPBV		97
24) PENTANE	5.890	42	324028	20.13	PPBV		100
25) IODOMETHANE	6.072	142	640214	20.19	PPBV		99
26) 1,1-DICHLOROETHYLENE	6.121	96	265246	20.36	PPBV		99
27) CARBON DISULFIDE	6.474	76	830555	20.19	PPBV		100
28) ETHANOL	5.147	45	108609	19.94	PPBV		99
29) BROMOETHENE	5.330	106	179735	20.67	PPBV		99
30) ACRYLONITRILE	5.853	52	201454	20.43	PPBV		100
31) METHYLENE CHLORIDE	6.206	84	252237	20.31	PPBV		99
32) 3-CHLOROPROPENE	6.297	76	138629	20.33	PPBV		99
33) FREON 113	6.401	151	406921	20.23	PPBV		100
34) TRANS-1,2-DICHLOROETHY...	6.948	96	286454	20.38	PPBV		99
35) TERTIARY BUTYL ALCOHOL	6.145	59	680454	20.10	PPBV		100
36) METHYL TERTIARY BUTYL ...	7.155	73	849177	20.27	PPBV		100
37) TETRAHYDROFURAN	8.433	72	151211	20.78	PPBV		97
38) HEXANE	7.970	57	469980	19.75	PPBV		99
39) VINYL ACETATE	7.216	86	69847	21.04	PPBV	#	92
40) 1,1-DICHLOROETHANE	7.119	63	543520	20.21	PPBV		100
41) METHYL ETHYL KETONE	7.441	72	151856	20.59	PPBV		97
42) cis-1,2-DICHLOROETHYLENE	7.812	96	296913	20.39	PPBV		99
43) DIISOPROPYL ETHER	7.964	59	141451	19.97	PPBV	#	94
44) ETHYL ACETATE	7.982	61	105494	19.72	PPBV		97
45) METHYL ACRYLATE	7.982	55	568970	19.79	PPBV		100
46) CHLOROFORM	8.068	83	618372	20.26	PPBV		100
47) 2,4-DIMETHYLPENTANE	8.749	57	588047	20.18	PPBV		99
48) 1,1,1-TRICHLOROETHANE	8.944	97	623096	20.36	PPBV		100
49) CARBON TETRACHLORIDE	9.497	117	619470	20.37	PPBV		100

Quantitation Report (QT Reviewed)

Data Path : C:\msdchem\1\DATA\
Data File : 3w78721.D
Acq On : 6 Jan 2023 3:01 pm
Operator : thomash
Sample : ic3100-20
Misc : MS65290,V3W3100,,,,,1
ALS Vial : 2 Sample Multiplier: 1

Quant Time: Jan 09 13:09:44 2023
Quant Method : C:\msdchem\1\METHODS\M3W3100.M
Quant Title : TO15 by GCMS w/Rtx-1, 60 m X 0.32mm ID X 1.0 um
QLast Update : Mon Jan 09 13:06:15 2023
Response via : Initial Calibration

	Compound	R.T.	QIon	Response	Conc	Units		Dev(Min)
50)	1,2-DICHLOROETHANE	8.719	62	422841	20.29	PPBV		100
52)	BENZENE	9.363	78	924047	19.54	PPBV		100
53)	CYCLOHEXANE	9.613	84	391351	19.73	PPBV		96
54)	2,3-DIMETHYLPENTANE	9.814	71	209611	19.50	PPBV		100
55)	TRICHLOROETHYLENE	10.337	95	379673	18.96	PPBV		100
56)	1,2-DICHLOROPROPANE	10.118	63	351639	19.23	PPBV		100
57)	DIBROMOMETHANE	10.099	174	301311	19.39	PPBV		99
58)	ETHYL ACRYLATE	10.099	55	729363	19.22	PPBV		100
59)	BROMODICHLOROMETHANE	10.306	83	690024	19.38	PPBV		100
60)	2,2,4-TRIMETHYLPENTANE	10.355	57	1511195	18.61	PPBV		99
61)	1,4-DIOXANE	10.343	88	203240	19.23	PPBV	#	65
62)	HEPTANE	10.598	43	604135	19.15	PPBV		99
63)	METHYL METHACRYLATE	10.513	69	354291	19.83	PPBV		98
64)	METHYL ISOBUTYL KETONE	11.188	58	310432	19.46	PPBV		98
65)	cis-1,3-DICHLOROPROPENE	11.158	75	564366	19.59	PPBV		99
66)	TOLUENE	12.119	92	627223	19.06	PPBV		100
67)	1,3-DICHLOROPROPANE	12.144	76	531135	19.04	PPBV	#	74
68)	trans-1,3-DICHLOROPROPENE	11.669	75	522274	19.43	PPBV		99
69)	1,1,2-TRICHLOROETHANE	11.845	83	337308	19.29	PPBV		99
71)	2-HEXANONE	12.381	58	397763	18.72	PPBV		99
72)	ETHYL METHACRYLATE	12.381	69	596620	18.48	PPBV		99
73)	TETRACHLOROETHYLENE	13.269	164	386357	18.47	PPBV		100
74)	DIBROMOCHLOROMETHANE	12.557	129	632858	18.54	PPBV		100
75)	1,2-DIBROMOETHANE	12.801	107	558840	18.63	PPBV		100
76)	OCTANE	13.105	43	839728	18.31	PPBV		99
77)	1,1,1,2-TETRACHLOROETHANE	13.956	131	434414	18.20	PPBV		98
78)	CHLOROBENZENE	13.975	112	803218	18.26	PPBV		99
79)	ETHYLBENZENE	14.370	91	1427057	18.58	PPBV		100
80)	m,p-XYLENE	14.565	106	1048901	36.67	PPBV		99
81)	o-XYLENE	15.070	106	499925	18.15	PPBV		99
82)	STYRENE	14.954	104	836676	18.75	PPBV		99
83)	NONANE	15.307	43	861316	18.24	PPBV		99
84)	BROMOFORM	14.650	173	577143	18.72	PPBV		100
86)	1,1,2,2-TETRACHLOROETHANE	15.064	83	831304	18.14	PPBV		100
87)	1,2,3-TRICHLOROPROPANE	15.210	75	678673	18.75	PPBV		100
88)	ISOPROPYLBENZENE	15.727	105	1544098	18.28	PPBV	#	1
89)	BROMOBENZENE	15.830	77	821083	18.79	PPBV		100
90)	2-CHLOROTOLUENE	16.280	126	380406	18.63	PPBV		100
91)	n-PROPYLBENZENE	16.323	120	426277	18.52	PPBV		100
92)	4-ETHYLTOLUENE	16.493	105	1519364	18.28	PPBV		99
93)	1,3,5-TRIMETHYLBENZENE	16.585	105	1298264	18.46	PPBV		100
94)	ALPHA-METHYLSTYRENE	16.767	118	658288	18.66	PPBV		99
95)	tert-BUTYLBENZENE	17.053	134	266281	18.06	PPBV		96
96)	1,2,4-TRIMETHYLBENZENE	17.065	105	1246052	17.78	PPBV		100
97)	m-DICHLOROBENZENE	17.242	146	775464	18.37	PPBV		100
98)	BENZYL CHLORIDE	17.223	91	1205187	18.66	PPBV		99
99)	p-DICHLOROBENZENE	17.321	146	781553	18.75	PPBV		100
100)	sec-BUTYLBENZENE	17.369	134	360852	18.41	PPBV		96
101)	1,2,3-Trimethylbenzene	17.558	105	1264799	17.72	PPBV		100
102)	p-ISOPROPYLTOLUENE	17.558	134	382522	17.84	PPBV		96
103)	o-DICHLOROBENZENE	17.716	146	786614	18.54	PPBV		99
104)	n-BUTYLBENZENE	18.057	134	390421	18.97	PPBV		96
105)	HEXACHLOROETHANE	18.495	117	536020	18.36	PPBV		99
106)	HEXACHLOROBUTADIENE	20.241	225	658466	18.08	PPBV		100
107)	1,2,4-TRICHLOROBENZENE	19.712	180	683580	20.46	PPBV		99
108)	NAPHTHALENE	19.833	128	1683195	19.53	PPBV		99
110)	TVHC as equiv Pentane	5.890	TIC	2095636	20.90	PPBV		100

Quantitation Report (QT Reviewed)

Data Path : C:\msdchem\1\DATA\
Data File : 3w78721.D
Acq On : 6 Jan 2023 3:01 pm
Operator : thomash
Sample : ic3100-20
Misc : MS65290,V3W3100,,,,,1
ALS Vial : 2 Sample Multiplier: 1

Quant Time: Jan 09 13:09:44 2023
Quant Method : C:\msdchem\1\METHODS\M3W3100.M
Quant Title : TO15 by GCMS w/Rtx-1, 60 m X 0.32mm ID X 1.0 um
QLast Update : Mon Jan 09 13:06:15 2023
Response via : Initial Calibration

Compound	R.T.	QIon	Response	Conc	Units	Dev(Min)

(#) = qualifier out of range (m) = manual integration (+) = signals summed

Quantitation Report (QT Reviewed)

Data Path : C:\msdchem\1\DATA\
Data File : 3w78721.D
Acq On : 6 Jan 2023 3:01 pm
Operator : thomash
Sample : ic3100-20
Misc : MS65290,V3W3100,,,,,1
ALS Vial : 2 Sample Multiplier: 1

Quant Time: Jan 09 13:09:44 2023
Quant Method : C:\msdchem\1\METHODS\M3W3100.M
Quant Title : TO15 by GCMS w/Rtx-1, 60 m X 0.32mm ID X 1.0 um
QLast Update : Mon Jan 09 13:06:15 2023
Response via : Initial Calibration

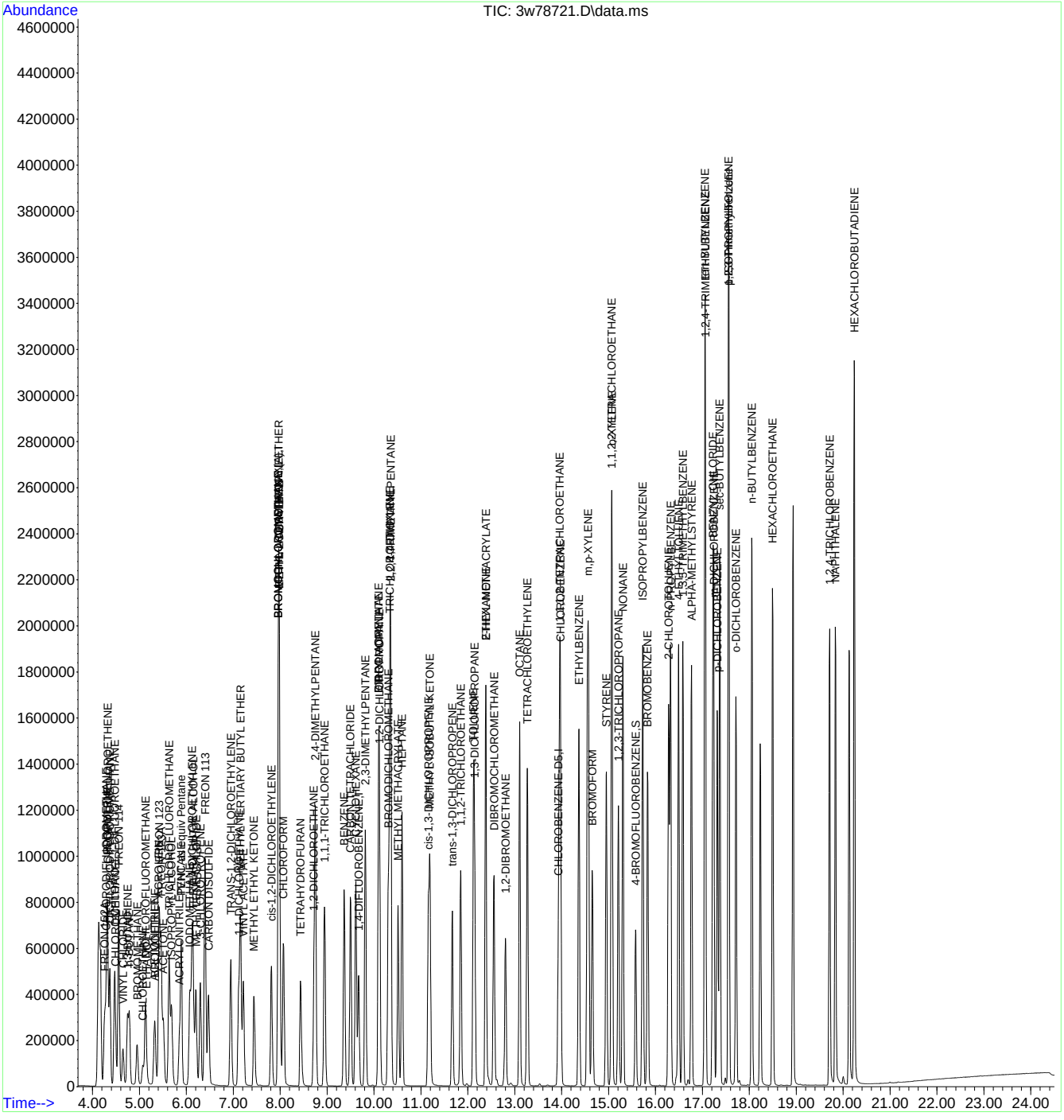

Quantitation Report (QT Reviewed)

Data Path : C:\msdchem\1\DATA\
Data File : 3w78722.D
Acq On : 6 Jan 2023 3:47 pm
Operator : thomash
Sample : ic3100-40
Misc : MS65290,V3W3100,,,,,1
ALS Vial : 2 Sample Multiplier: 1

Quant Time: Jan 09 13:10:46 2023
Quant Method : C:\msdchem\1\METHODS\M3W3100.M
Quant Title : TO15 by GCMS w/Rtx-1, 60 m X 0.32mm ID X 1.0 um
QLast Update : Mon Jan 09 13:06:15 2023
Response via : Initial Calibration

Compound	R.T.	QIon	Response	Conc	Units	Dev(Min)
Internal Standards						
1) BROMOCHLOROMETHANE	7.964	128	77699	10.00	PPBV	0.01
51) 1,4-DIFLUOROBENZENE	9.673	114	456287	10.00	PPBV	0.00
70) CHLOROBENZENE-D5	13.932	82	294493	10.00	PPBV	0.00
109) BROMOCHLOROMETHANE (A)	7.964	128	77699	10.00	PPBV	# 0.01
System Monitoring Compounds						
85) 4-BROMOFLUOROBENZENE	15.581	95	317172	9.22	PPBV	0.00
Spiked Amount 10.000	Range 65 - 128		Recovery = 92.20%			
Target Compounds						Qvalue
3) FREON 152A	4.253	65	347852	42.96	PPBV	100
4) CHLORODIFLUOROMETHANE	4.283	67	152837	42.25	PPBV	99
5) CHLOROTRIFLUOROETHENE	4.314	116	660009	41.49	PPBV #	99
6) DICHLORODIFLUOROMETHANE	4.369	85	1578324	41.30	PPBV	100
7) PROPYLENE	4.314	41	472874	39.80	PPBV	99
8) 1-CHLORO-1,1-DIFLUOROE...	4.466	65	1030535	41.38	PPBV	99
9) FREON 114	4.557	85	1089701	41.55	PPBV	98
10) CHLOROMETHANE	4.490	52	153857	42.28	PPBV	98
11) VINYL CHLORIDE	4.648	62	478187	43.73	PPBV	100
12) 1,3-BUTADIENE	4.746	54	362817	40.32	PPBV	99
13) n-BUTANE	4.782	43	696107	40.05	PPBV	100
14) BROMOMETHANE	4.947	94	344228	42.04	PPBV	99
15) CHLOROETHANE	5.068	64	206634	42.16	PPBV	99
16) DICHLOROFLUOROMETHANE	5.123	67	878571	40.91	PPBV	99
17) ACETONITRILE	5.318	41	398053	42.16	PPBV	100
18) ACROLEIN	5.409	56	186976	41.24	PPBV	96
19) FREON 123	5.421	83	1065705	40.44	PPBV	99
20) FREON 123A	5.464	117	557743	41.53	PPBV	98
21) TRICHLOROFLUOROMETHANE	5.634	101	1236971	41.61	PPBV	100
22) ISOPROPYL ALCOHOL	5.689	45	1178555	41.59	PPBV	99
23) ACETONE	5.512	58	305385	42.04	PPBV	100
24) PENTANE	5.889	42	625083	41.12	PPBV	99
25) IODOMETHANE	6.072	142	1212984	40.50	PPBV	97
26) 1,1-DICHLOROETHYLENE	6.115	96	515871	41.91	PPBV	98
27) CARBON DISULFIDE	6.473	76	1622896	41.78	PPBV	100
28) ETHANOL	5.153	45	208284	40.48	PPBV	99
29) BROMOETHENE	5.330	106	350944	42.73	PPBV	100
30) ACRYLONITRILE	5.853	52	398759	42.80	PPBV	99
31) METHYLENE CHLORIDE	6.206	84	494468	42.15	PPBV	98
32) 3-CHLOROPROPENE	6.297	76	274263	42.59	PPBV	97
33) FREON 113	6.400	151	776820	40.89	PPBV	100
34) TRANS-1,2-DICHLOROETHY...	6.948	96	564316	42.51	PPBV	99
35) TERTIARY BUTYL ALCOHOL	6.151	59	1310559	40.98	PPBV	100
36) METHYL TERTIARY BUTYL ...	7.155	73	1616663	40.85	PPBV	100
37) TETRAHYDROFURAN	8.432	72	300617	43.74	PPBV	96
38) HEXANE	7.976	57	836842	37.23	PPBV	99
39) VINYL ACETATE	7.216	86	138971	44.31	PPBV #	84
40) 1,1-DICHLOROETHANE	7.118	63	1046390	41.18	PPBV	99
41) METHYL ETHYL KETONE	7.441	72	302982	43.49	PPBV	93
42) cis-1,2-DICHLOROETHYLENE	7.818	96	581789	42.30	PPBV	100
43) DIISOPROPYL ETHER	7.964	59	257175	38.44	PPBV #	89
44) ETHYL ACETATE	7.988	61	190352	37.67	PPBV #	93
45) METHYL ACRYLATE	7.988	55	1036878	38.18	PPBV	99
46) CHLOROFORM	8.073	83	1190587	41.30	PPBV	100
47) 2,4-DIMETHYLPENTANE	8.755	57	1106784	40.21	PPBV	99
48) 1,1,1-TRICHLOROETHANE	8.949	97	1200851	41.55	PPBV	100
49) CARBON TETRACHLORIDE	9.503	117	1183505	41.21	PPBV	99

Quantitation Report (QT Reviewed)

Data Path : C:\msdchem\1\DATA\
Data File : 3w78722.D
Acq On : 6 Jan 2023 3:47 pm
Operator : thomash
Sample : ic3100-40
Misc : MS65290,V3W3100,,,,,1
ALS Vial : 2 Sample Multiplier: 1

Quant Time: Jan 09 13:10:46 2023
Quant Method : C:\msdchem\1\METHODS\M3W3100.M
Quant Title : TO15 by GCMS w/Rtx-1, 60 m X 0.32mm ID X 1.0 um
QLast Update : Mon Jan 09 13:06:15 2023
Response via : Initial Calibration

	Compound	R.T.	QIon	Response	Conc	Units		Dev(Min)
50)	1,2-DICHLOROETHANE	8.724	62	811732	41.24	PPBV		99
52)	BENZENE	9.369	78	1781727	37.60	PPBV		99
53)	CYCLOHEXANE	9.613	84	757381	38.11	PPBV		95
54)	2,3-DIMETHYLPENTANE	9.819	71	408503	37.94	PPBV		97
55)	TRICHLOROETHYLENE	10.343	95	681198	33.96	PPBV		99
56)	1,2-DICHLOROPROPANE	10.124	63	647427	35.34	PPBV		99
57)	DIBROMOMETHANE	10.105	174	559826	35.97	PPBV		99
58)	ETHYL ACRYLATE	10.099	55	1324902	34.86	PPBV		100
59)	BROMODICHLOROMETHANE	10.306	83	1297384	36.37	PPBV		99
60)	2,2,4-TRIMETHYLPENTANE	10.361	57	2632883	32.36	PPBV		98
61)	1,4-DIOXANE	10.343	88	368018	34.76	PPBV	#	32
62)	HEPTANE	10.598	43	1140565	36.08	PPBV		98
63)	METHYL METHACRYLATE	10.519	69	695874	38.88	PPBV		96
64)	METHYL ISOBUTYL KETONE	11.194	58	599692	37.53	PPBV		96
65)	cis-1,3-DICHLOROPROPENE	11.158	75	1096462	37.99	PPBV		98
66)	TOLUENE	12.125	92	1189274	36.07	PPBV		98
67)	1,3-DICHLOROPROPANE	12.149	76	1014701	36.31	PPBV		99
68)	trans-1,3-DICHLOROPROPENE	11.675	75	1030840	38.28	PPBV		99
69)	1,1,2-TRICHLOROETHANE	11.851	83	653128	37.28	PPBV		99
71)	2-HEXANONE	12.387	58	745128	32.30	PPBV		97
72)	ETHYL METHACRYLATE	12.387	69	1116982	31.86	PPBV		97
73)	TETRACHLOROETHYLENE	13.269	164	730614	32.17	PPBV		99
74)	DIBROMOCHLOROMETHANE	12.563	129	1201293	32.42	PPBV		99
75)	1,2-DIBROMOETHANE	12.806	107	1074097	32.98	PPBV		100
76)	OCTANE	13.105	43	1564119	31.42	PPBV		98
77)	1,1,1,2-TETRACHLOROETHANE	13.962	131	813718	31.39	PPBV		98
78)	CHLOROBENZENE	13.981	112	1500078	31.41	PPBV		98
79)	ETHYLBENZENE	14.370	91	2680165	32.14	PPBV		99
80)	m,p-XYLENE	14.571	106	1935548	62.32	PPBV		98
81)	o-XYLENE	15.076	106	909400	30.42	PPBV		97
82)	STYRENE	14.954	104	1614520	33.32	PPBV		98
83)	NONANE	15.307	43	1576218	30.75	PPBV		98
84)	BROMOFORM	14.662	173	1111348	33.20	PPBV		99
86)	1,1,2,2-TETRACHLOROETHANE	15.070	83	1468631	29.51	PPBV		99
87)	1,2,3-TRICHLOROPROPANE	15.216	75	1299322	33.06	PPBV		98
88)	ISOPROPYLBENZENE	15.733	105	2830330	30.87	PPBV	#	1
89)	BROMOBENZENE	15.836	77	1585899	33.42	PPBV		99
90)	2-CHLOROTOLUENE	16.286	126	729497	32.90	PPBV		99
91)	n-PROPYLBENZENE	16.323	120	803718	32.16	PPBV		99
92)	4-ETHYLTOLUENE	16.493	105	2814084	31.18	PPBV		98
93)	1,3,5-TRIMETHYLBENZENE	16.584	105	2387145	31.26	PPBV		99
94)	ALPHA-METHYLSTYRENE	16.773	118	1253267	32.72	PPBV		99
95)	tert-BUTYLBENZENE	17.053	134	480182	29.99	PPBV	#	90
96)	1,2,4-TRIMETHYLBENZENE	17.071	105	2160381	28.40	PPBV		99
97)	m-DICHLOROBENZENE	17.247	146	1431087	31.23	PPBV		99
98)	BENZYL CHLORIDE	17.229	91	2237037	31.90	PPBV		98
99)	p-DICHLOROBENZENE	17.320	146	1495909	33.06	PPBV		99
100)	sec-BUTYLBENZENE	17.375	134	672089	31.58	PPBV	#	86
101)	1,2,3-Trimethylbenzene	17.564	105	2149784	27.74	PPBV		99
102)	p-ISOPROPYLTOLUENE	17.564	134	665732	28.60	PPBV	#	88
103)	o-DICHLOROBENZENE	17.722	146	1495966	32.48	PPBV		99
104)	n-BUTYLBENZENE	18.057	134	742384	33.22	PPBV	#	88
105)	HEXACHLOROETHANE	18.501	117	962196	30.36	PPBV		99
106)	HEXACHLOROBUTADIENE	20.241	225	1071907	27.11	PPBV		99
107)	1,2,4-TRICHLOROBENZENE	19.717	180	1340248	36.94	PPBV		99
108)	NAPHTHALENE	19.839	128	3179269	33.97	PPBV		98
110)	TVHC as equiv Pentane	5.889	TIC	3969310	41.91	PPBV		100

Quantitation Report (QT Reviewed)

Data Path : C:\msdchem\1\DATA\
Data File : 3w78722.D
Acq On : 6 Jan 2023 3:47 pm
Operator : thomash
Sample : ic3100-40
Misc : MS65290,V3W3100,,,,,1
ALS Vial : 2 Sample Multiplier: 1

Quant Time: Jan 09 13:10:46 2023
Quant Method : C:\msdchem\1\METHODS\M3W3100.M
Quant Title : TO15 by GCMS w/Rtx-1, 60 m X 0.32mm ID X 1.0 um
QLast Update : Mon Jan 09 13:06:15 2023
Response via : Initial Calibration

Compound	R.T.	QIon	Response	Conc	Units	Dev(Min)

(#) = qualifier out of range (m) = manual integration (+) = signals summed

7.7.19

7

Quantitation Report (QT Reviewed)

Data Path : C:\msdchem\1\DATA\
Data File : 3w78722.D
Acq On : 6 Jan 2023 3:47 pm
Operator : thomash
Sample : ic3100-40
Misc : MS65290,V3W3100,,,,,1
ALS Vial : 2 Sample Multiplier: 1

Quant Time: Jan 09 13:10:46 2023
Quant Method : C:\msdchem\1\METHODS\M3W3100.M
Quant Title : TO15 by GCMS w/Rtx-1, 60 m X 0.32mm ID X 1.0 um
QLast Update : Mon Jan 09 13:06:15 2023
Response via : Initial Calibration

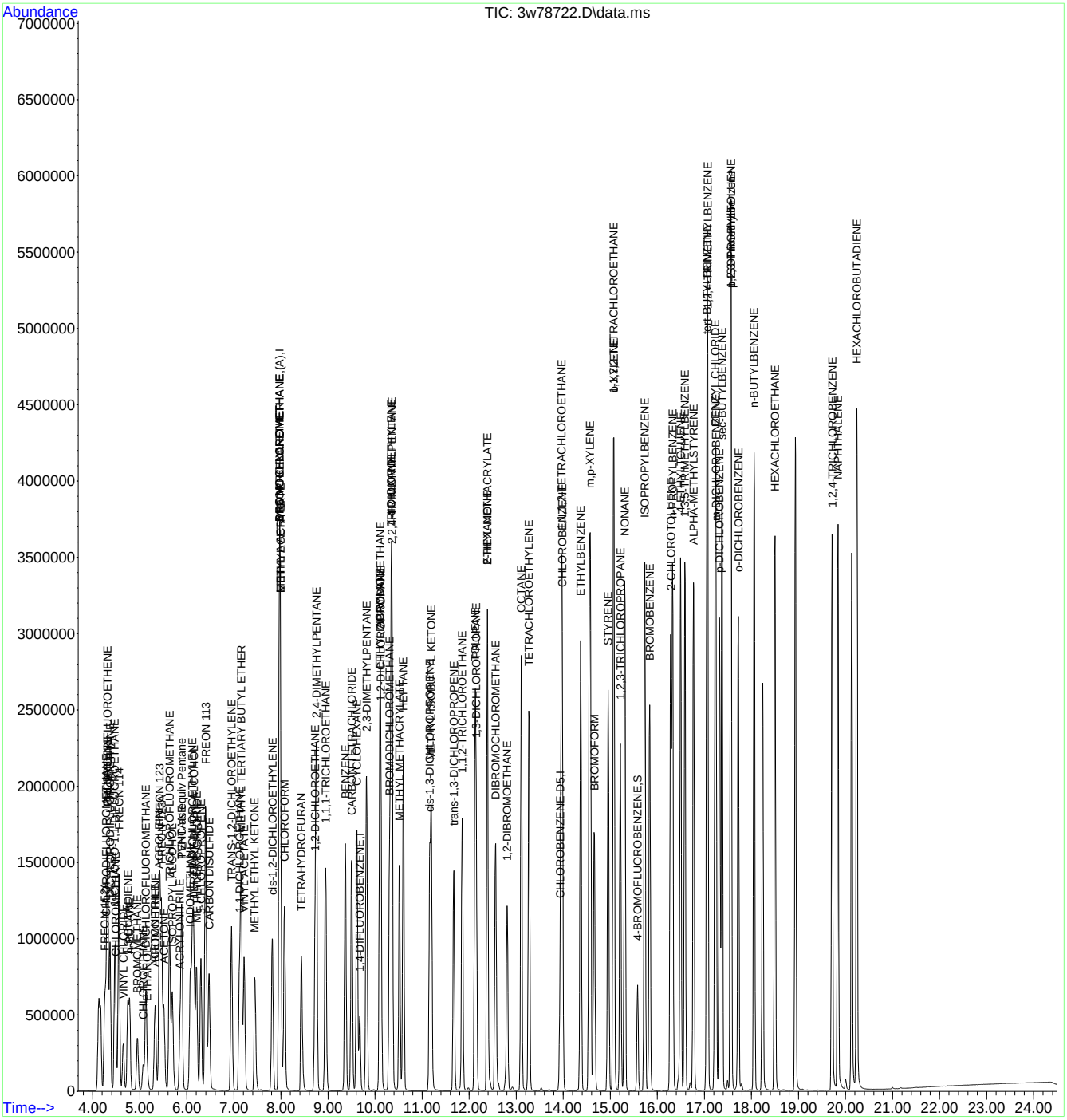

Manual Integrations APPROVED (compounds with "m" flag)
Kanya Veerawat 01/10/23 12:36

Quantitation Report (QT Reviewed)

Data Path : C:\msdchem\1\DATA\
Data File : 3w78723.D
Acq On : 6 Jan 2023 4:34 pm
Operator : thomash
Sample : ic3100-50
Misc : MS65290,V3W3100,,,,,1
ALS Vial : 2 Sample Multiplier: 1

Quant Time: Jan 09 13:12:22 2023
Quant Method : C:\msdchem\1\METHODS\M3W3100.M
Quant Title : TO15 by GCMS w/Rtx-1, 60 m X 0.32mm ID X 1.0 um
QLast Update : Mon Jan 09 13:06:15 2023
Response via : Initial Calibration

Compound	R.T.	QIon	Response	Conc	Units	Dev(Min)
Internal Standards						
1) BROMOCHLOROMETHANE	7.958	128	73578	10.00	PPBV	0.00
51) 1,4-DIFLUOROBENZENE	9.673	114	442459	10.00	PPBV	0.00
70) CHLOROBENZENE-D5	13.932	82	296552	10.00	PPBV	0.00
109) BROMOCHLOROMETHANE (A)	7.958	128	73578	10.00	PPBV	# 0.00
System Monitoring Compounds						
85) 4-BROMOFLUOROBENZENE	15.581	95	309978	8.95	PPBV	0.00
Spiked Amount 10.000	Range 65 - 128		Recovery = 89.50%			
Target Compounds						Qvalue
3) FREON 152A	4.253	65	430179	56.11	PPBV	100
4) CHLORODIFLUOROMETHANE	4.283	67	186666	54.49	PPBV	98
5) CHLOROTRIFLUOROETHENE	4.314	116	803959	53.36	PPBV #	99
6) DICHLORODIFLUOROMETHANE	4.362	85	1915078	52.91	PPBV	99
7) PROPYLENE	4.314	41	576204	51.22	PPBV	99
8) 1-CHLORO-1,1-DIFLUOROE...	4.466	65	1227950	52.07	PPBV	99
9) FREON 114	4.551	85	1285191	51.74	PPBV	97
10) CHLOROMETHANE	4.490	52	185884	53.94	PPBV	100
11) VINYL CHLORIDE	4.648	62	573643	55.40	PPBV	100
12) 1,3-BUTADIENE	4.746	54	431354	50.62	PPBV	98
13) n-BUTANE	4.782	43	822562	49.98	PPBV	100
14) BROMOMETHANE	4.946	94	409899	52.87	PPBV	99
15) CHLOROETHANE	5.068	64	248626	53.57	PPBV	99
16) DICHLOROFLUOROMETHANE	5.123	67	1045475	51.41	PPBV	99
17) ACETONITRILE	5.311	41	435328	48.69	PPBV	99
18) ACROLEIN	5.409	56	175609	40.90	PPBV	98
19) FREON 123	5.421	83	1044073	41.84	PPBV	97
20) FREON 123A	5.458	117	609145	47.89	PPBV	97
21) TRICHLOROFLUOROMETHANE	5.628	101	1486513	52.80	PPBV	100
22) ISOPROPYL ALCOHOL	5.689	45	1434837	53.47	PPBV	99
23) ACETONE	5.506	58	370958	53.92	PPBV	96
24) PENTANE	5.883	42	763679	53.05	PPBV	99
25) IODOMETHANE	6.072	142	1456012	51.34	PPBV	96
26) 1,1-DICHLOROETHYLENE	6.115	96	627154	53.81	PPBV	98
27) CARBON DISULFIDE	6.467	76	1988330	54.05	PPBV	100
28) ETHANOL	5.153	45	248412	50.99	PPBV	99
29) BROMOETHENE	5.324	106	394973	50.79	PPBV	100
30) ACRYLONITRILE	5.853	52	492971	55.88	PPBV	99
31) METHYLENE CHLORIDE	6.200	84	608261	54.76	PPBV	98
32) 3-CHLOROPROPENE	6.297	76	339810	55.72	PPBV	96
33) FREON 113	6.394	151	941200	52.32	PPBV	100
34) TRANS-1,2-DICHLOROETHY...	6.948	96	694078	55.21	PPBV	99
35) TERTIARY BUTYL ALCOHOL	6.151	59	1584896	52.33	PPBV	100
36) METHYL TERTIARY BUTYL ...	7.155	73	1975581	52.72	PPBV	100
37) TETRAHYDROFURAN	8.432	72	373072	57.33	PPBV	95
38) HEXANE	7.970	57	981225	46.10	PPBV	99
39) VINYL ACETATE	7.216	86	172176	57.98	PPBV #	84
40) 1,1-DICHLOROETHANE	7.118	63	1279276	53.17	PPBV	99
41) METHYL ETHYL KETONE	7.441	72	376168	57.02	PPBV #	91
42) cis-1,2-DICHLOROETHYLENE	7.812	96	715931	54.97	PPBV	99
43) DIISOPROPYL ETHER	7.964	59	303793	47.96	PPBV #	86
44) ETHYL ACETATE	7.994	61	226995	47.44	PPBV #	89
45) METHYL ACRYLATE	7.988	55	1228828	47.79	PPBV	99
46) CHLOROFORM	8.073	83	1452092	53.19	PPBV	99
47) 2,4-DIMETHYLPENTANE	8.749	57	1339668	51.39	PPBV	99
48) 1,1,1-TRICHLOROETHANE	8.943	97	1465453	53.55	PPBV	99
49) CARBON TETRACHLORIDE	9.503	117	1444349	53.11	PPBV	99

Quantitation Report (QT Reviewed)

Data Path : C:\msdchem\1\DATA\
Data File : 3w78723.D
Acq On : 6 Jan 2023 4:34 pm
Operator : thomash
Sample : ic3100-50
Misc : MS65290,V3W3100,,,,,1
ALS Vial : 2 Sample Multiplier: 1

Quant Time: Jan 09 13:12:22 2023
Quant Method : C:\msdchem\1\METHODS\M3W3100.M
Quant Title : TO15 by GCMS w/Rtx-1, 60 m X 0.32mm ID X 1.0 um
QLast Update : Mon Jan 09 13:06:15 2023
Response via : Initial Calibration

	Compound	R.T.	QIon	Response	Conc	Units		Dev(Min)
50)	1,2-DICHLOROETHANE	8.724	62	987808	52.99	PPBV		99
52)	BENZENE	9.369	78	2183286	47.52	PPBV		99
53)	CYCLOHEXANE	9.613	84	933937	48.47	PPBV		94
54)	2,3-DIMETHYLPENTANE	9.819	71	501284	48.01	PPBV		96
55)	TRICHLOROETHYLENE	10.337	95	808452	41.57	PPBV		98
56)	1,2-DICHLOROPROPANE	10.124	63	778113	43.81	PPBV		99
57)	DIBROMOMETHANE	10.105	174	679667	45.03	PPBV		98
58)	ETHYL ACRYLATE	10.105	55	1564201	42.44	PPBV		99
59)	BROMODICHLOROMETHANE	10.312	83	1568606	45.35	PPBV		99
60)	2,2,4-TRIMETHYLPENTANE	10.361	57	3066864	38.87	PPBV		98
61)	1,4-DIOXANE	10.343	88	437245	42.59	PPBV	#	26
62)	HEPTANE	10.598	43	1381888	45.08	PPBV		97
63)	METHYL METHACRYLATE	10.519	69	865663	49.87	PPBV		95
64)	METHYL ISOBUTYL KETONE	11.194	58	734801	47.42	PPBV		94
65)	cis-1,3-DICHLOROPROPENE	11.164	75	1352298	48.32	PPBV		97
66)	TOLUENE	12.125	92	1450051	45.35	PPBV		98
67)	1,3-DICHLOROPROPANE	12.149	76	1234830	45.56	PPBV	#	74
68)	trans-1,3-DICHLOROPROPENE	11.675	75	1273637	48.77	PPBV		98
69)	1,1,2-TRICHLOROETHANE	11.851	83	802503	47.23	PPBV		99
71)	2-HEXANONE	12.387	58	892137	38.41	PPBV		95
72)	ETHYL METHACRYLATE	12.387	69	1341973	38.01	PPBV		96
73)	TETRACHLOROETHYLENE	13.275	164	898409	39.28	PPBV		100
74)	DIBROMOCHLOROMETHANE	12.563	129	1475579	39.54	PPBV		99
75)	1,2-DIBROMOETHANE	12.806	107	1321052	40.28	PPBV		99
76)	OCTANE	13.111	43	1862192	37.15	PPBV		96
77)	1,1,1,2-TETRACHLOROETHANE	13.962	131	974315	37.33	PPBV		98
78)	CHLOROBENZENE	13.981	112	1792394	37.27	PPBV		98
79)	ETHYLBENZENE	14.370	91	3203490	38.15	PPBV		98
80)	m,p-XYLENE	14.571	106	2296853	73.44	PPBV		97
81)	o-XYLENE	15.076	106	1068228	35.48	PPBV		97
82)	STYRENE	14.954	104	1956895	40.10	PPBV		97
83)	NONANE	15.307	43	1847097	35.78	PPBV		97
84)	BROMOFORM	14.662	173	1339250	39.73	PPBV		99
86)	1,1,2,2-TETRACHLOROETHANE	15.070	83	1701373	33.95	PPBV		99
87)	1,2,3-TRICHLOROPROPANE	15.216	75	1566537	39.58	PPBV		98
88)	ISOPROPYLBENZENE	15.733	105	3350716	36.29	PPBV	#	1
89)	BROMOBENZENE	15.836	77	1907326	39.92	PPBV		99
90)	2-CHLOROTOLUENE	16.286	126	879422	39.39	PPBV		99
91)	n-PROPYLBENZENE	16.323	120	967326	38.44	PPBV		99
92)	4-ETHYLTOLUENE	16.493	105	3348319	36.84	PPBV		97
93)	1,3,5-TRIMETHYLBENZENE	16.590	105	2836458	36.89	PPBV		98
94)	ALPHA-METHYLSTYRENE	16.773	118	1511210	39.18	PPBV		99
95)	tert-BUTYLBENZENE	17.059	134	561019	34.80	PPBV	#	88
96)	1,2,4-TRIMETHYLBENZENE	17.071	105	2481618	32.39	PPBV		99
97)	m-DICHLOROBENZENE	17.247	146	1697582	36.79	PPBV		99
98)	BENZYL CHLORIDE	17.229	91	2636875	37.34	PPBV		97
99)	p-DICHLOROBENZENE	17.327	146	1804056	39.59	PPBV		98
100)	sec-BUTYLBENZENE	17.375	134	800311	37.34	PPBV	#	83
101)	1,2,3-Trimethylbenzene	17.564	105	2442803	31.30	PPBV		99
102)	p-ISOPROPYLTOLUENE	17.570	134	756681m	32.28	PPBV		
103)	o-DICHLOROBENZENE	17.722	146	1798322	38.78	PPBV		98
104)	n-BUTYLBENZENE	18.063	134	890651	39.57	PPBV	#	85
105)	HEXACHLOROETHANE	18.501	117	1131641	35.46	PPBV		98
106)	HEXACHLOROBUTADIENE	20.235	225	1171493	29.42	PPBV		99
107)	1,2,4-TRICHLOROBENZENE	19.717	180	1623723	44.44	PPBV		98
108)	NAPHTHALENE	19.839	128	3815253	40.49	PPBV		97
110)	TVHC as equiv Pentane	5.883	TIC	4970829	55.42	PPBV		100

Quantitation Report (QT Reviewed)

```
Data Path : C:\msdchem\1\DATA\
Data File : 3w78723.D
Acq On    :  6 Jan 2023   4:34 pm
Operator  : thomash
Sample    : ic3100-50
Misc      : MS65290,V3W3100,,,,,1
ALS Vial  : 2   Sample Multiplier: 1

Quant Time: Jan 09 13:12:22 2023
Quant Method : C:\msdchem\1\METHODS\M3W3100.M
Quant Title  : TO15 by GCMS w/Rtx-1, 60 m X 0.32mm ID X 1.0 um
QLast Update : Mon Jan 09 13:06:15 2023
Response via : Initial Calibration

        Compound                    R.T. QIon  Response  Conc Units Dev(Min)
 ---------------------------------------------------------------------------

 (#) = qualifier out of range (m) = manual integration (+) = signals summed
```

Quantitation Report (QT Reviewed)

Data Path : C:\msdchem\1\DATA\
Data File : 3w78723.D
Acq On : 6 Jan 2023 4:34 pm
Operator : thomash
Sample : ic3100-50
Misc : MS65290,V3W3100,,,,,1
ALS Vial : 2 Sample Multiplier: 1

Quant Time: Jan 09 13:12:22 2023
Quant Method : C:\msdchem\1\METHODS\M3W3100.M
Quant Title : TO15 by GCMS w/Rtx-1, 60 m X 0.32mm ID X 1.0 um
QLast Update : Mon Jan 09 13:06:15 2023
Response via : Initial Calibration

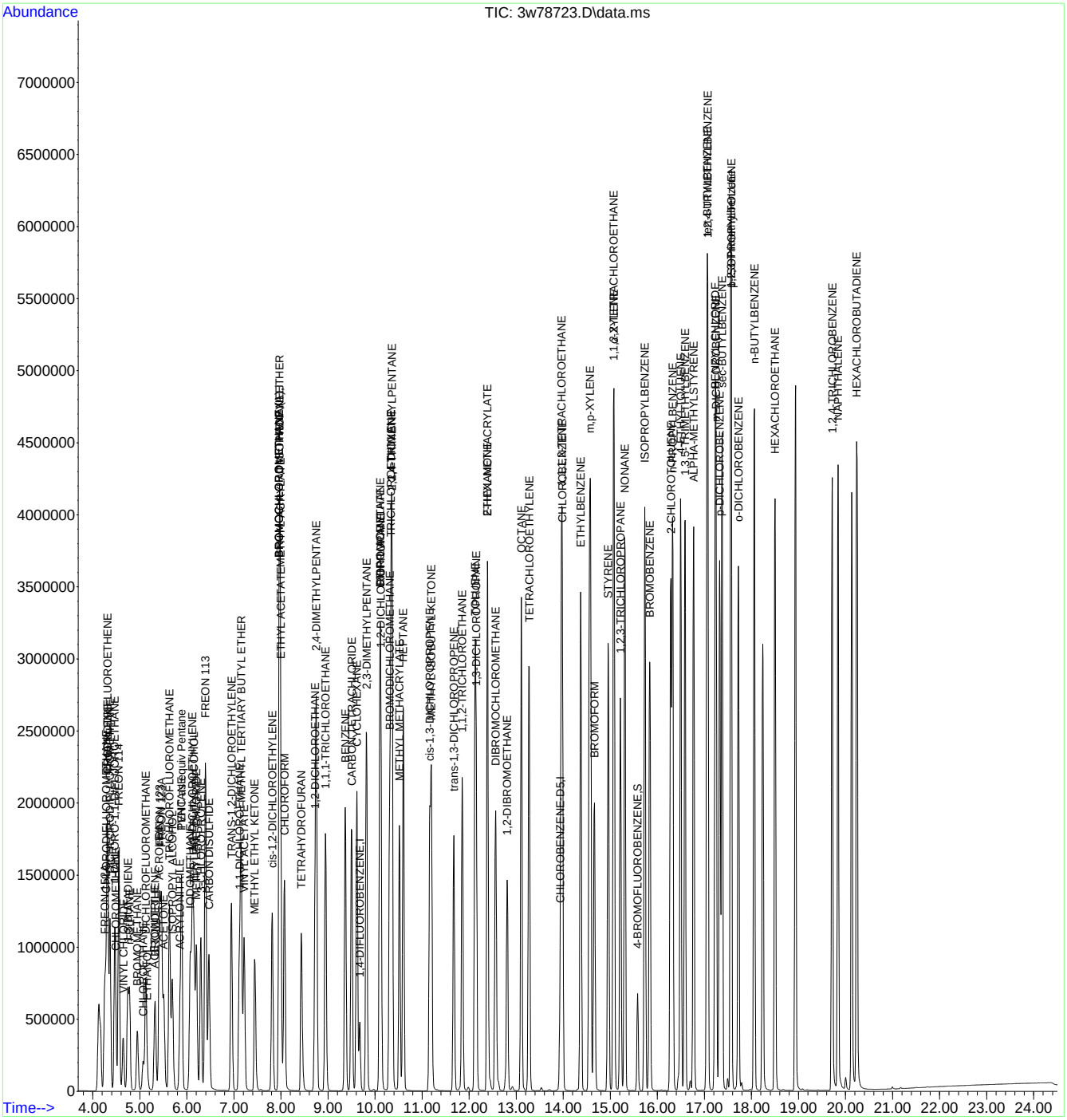

Manual Integration Approval Summary

Sample Number:	V3W3100-IC3100	**Method:**	TO-15
Lab FileID:	3W78723.D	**Analyst approved:**	01/09/23 13:35 Thomas Hilbig
Injection Time:	01/06/23 16:34	**Supervisor approved:**	01/10/23 12:36 Kanya Veerawat

Parameter	CAS	Sig#	R.T. (min.)	Reason
p-Isopropyltoluene	99-87-6		17.57	Missed peak

Quantitation Report (Qedit)

Data Path : C:\msdchem\1\DATA\
Data File : 3w78723.D
Acq On : 6 Jan 2023 4:34 pm
Operator : thomash
Sample : ic3100-50
Misc : MS65290,V3W3100,,,,,1
ALS Vial : 2 Sample Multiplier: 1

Quant Time: Jan 09 13:11:41 2023
Quant Method : C:\msdchem\1\METHODS\M3W3100.M
Quant Title : TO15 by GCMS w/Rtx-1, 60 m X 0.32mm ID X 1.0 um
QLast Update : Mon Jan 09 13:06:15 2023
Response via : Initial Calibration

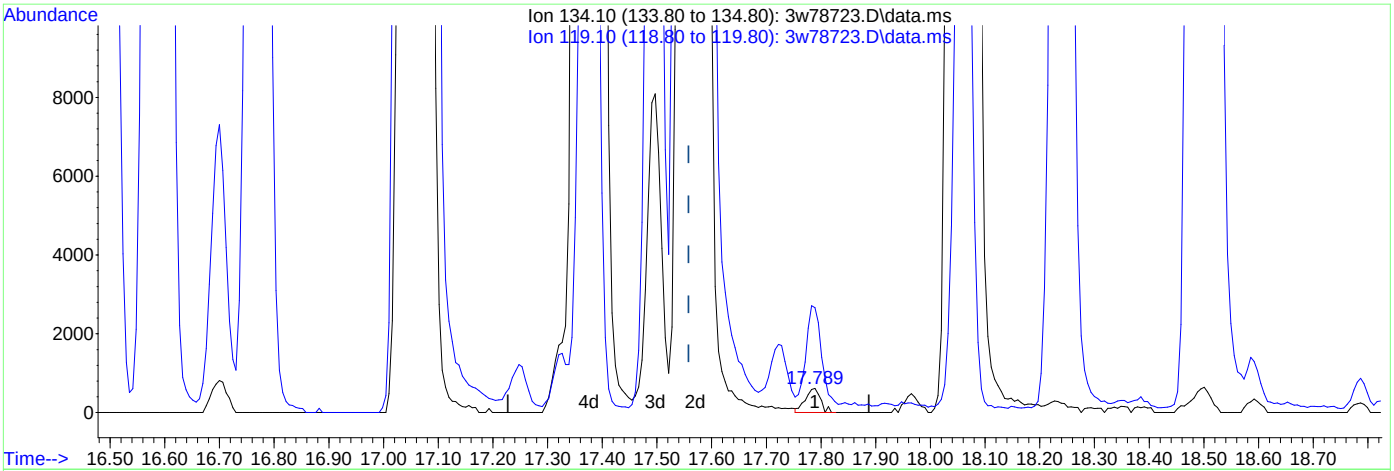

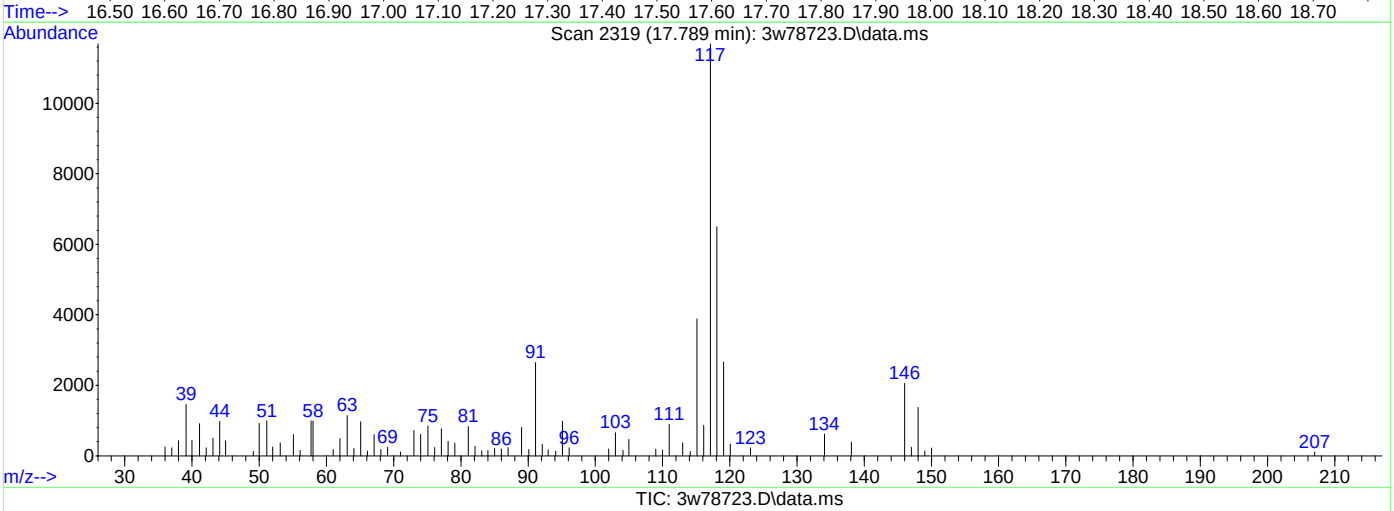

(102) p-ISOPROPYLTOLUENE

17.789min (+0.231) 0.05PPBV

response 1179

Ion	Exp%	Act%
134.10	100	100
119.10	408.40	428.07
0.00	0.00	0.00
0.00	0.00	0.00

Quantitation Report (Qedit)

Data Path : C:\msdchem\1\DATA\
Data File : 3w78723.D
Acq On : 6 Jan 2023 4:34 pm
Operator : thomash
Sample : ic3100-50
Misc : MS65290,V3W3100,,,,,1
ALS Vial : 2 Sample Multiplier: 1

Quant Time: Jan 09 13:11:41 2023
Quant Method : C:\msdchem\1\METHODS\M3W3100.M
Quant Title : TO15 by GCMS w/Rtx-1, 60 m X 0.32mm ID X 1.0 um
QLast Update : Mon Jan 09 13:06:15 2023
Response via : Initial Calibration

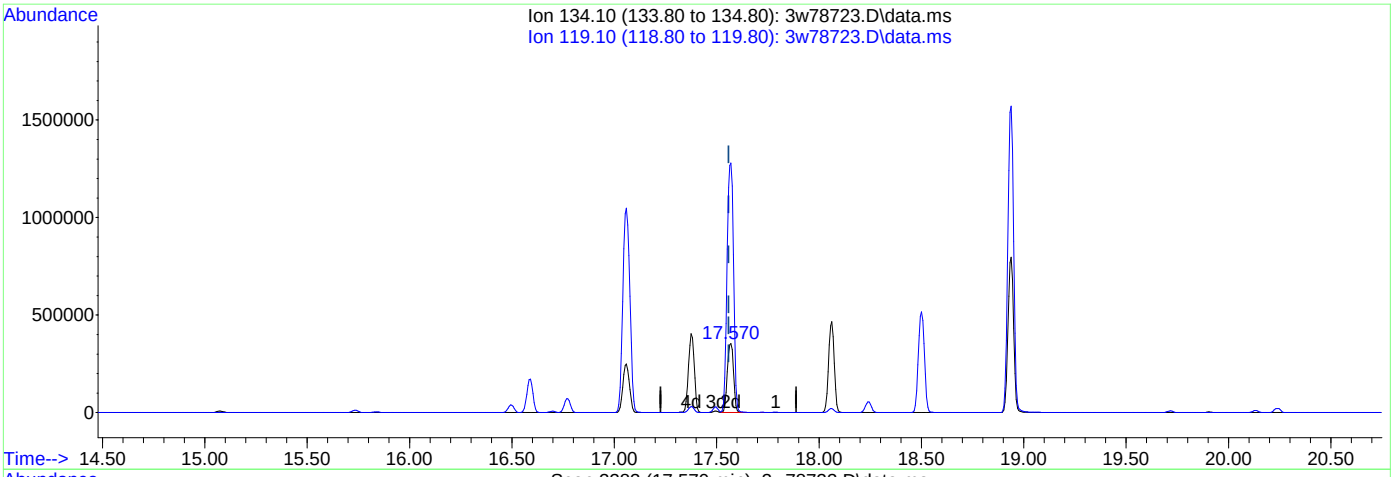

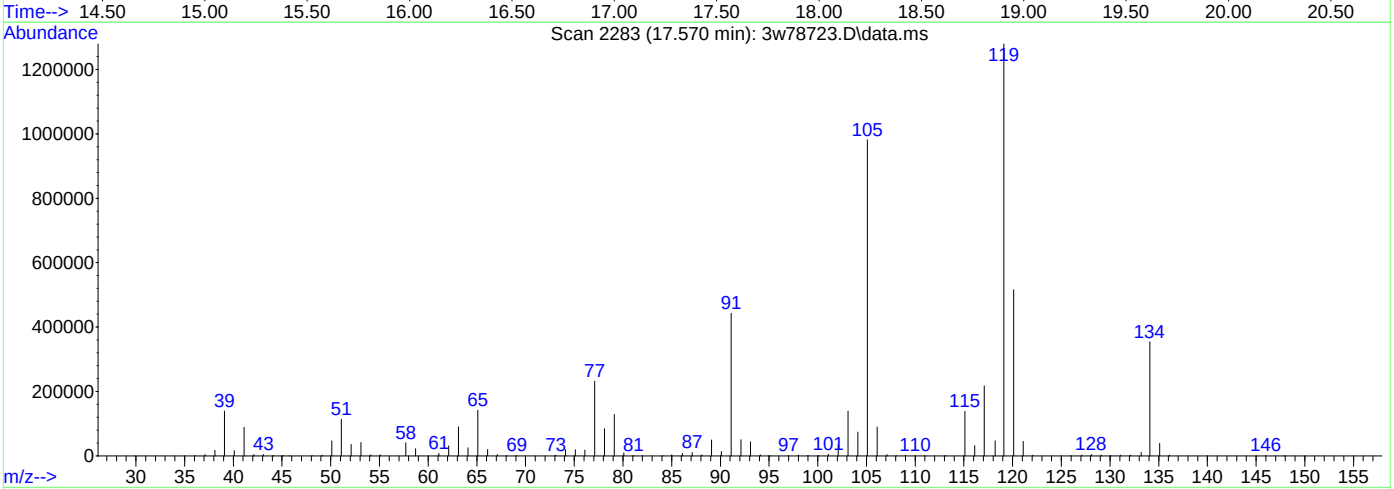

(102) p-ISOPROPYLTOLUENE

17.570min (+0.012) 32.28PPBV m

response 756681

Ion	Exp%	Act%
134.10	100	100
119.10	408.40	0.67#
0.00	0.00	0.00
0.00	0.00	0.00

Quantitation Report (QT Reviewed)

Data Path : C:\msdchem\1\DATA\
Data File : 3w78726.D
Acq On : 6 Jan 2023 6:34 pm
Operator : thomash
Sample : icv3100-10
Misc : MS65290,V3W3100,,,,,1
ALS Vial : 4 Sample Multiplier: 1

Quant Time: Jan 10 06:24:06 2023
Quant Method : C:\msdchem\1\METHODS\M3W3100.M
Quant Title : TO15 by GCMS w/Rtx-1, 60 m X 0.32mm ID X 1.0 um
QLast Update : Tue Jan 10 06:23:29 2023
Response via : Initial Calibration

Compound	R.T.	QIon	Response	Conc	Units	Dev(Min)
Internal Standards						
1) BROMOCHLOROMETHANE	7.952	128	86836	10.00	PPBV	0.00
51) 1,4-DIFLUOROBENZENE	9.667	114	464850	10.00	PPBV	0.00
70) CHLOROBENZENE-D5	13.926	82	266534	10.00	PPBV	0.00
109) BROMOCHLOROMETHANE (A)	7.952	128	86836	10.00	PPBV	# 0.00
System Monitoring Compounds						
85) 4-BROMOFLUOROBENZENE	15.574	95	317574	10.49	PPBV	0.00
Spiked Amount 10.000	Range 65 - 128		Recovery = 104.90%			
Target Compounds						Qvalue
3) FREON 152A	4.247	65	91243	8.98	PPBV	99
4) CHLORODIFLUOROMETHANE	4.283	67	40137	8.90	PPBV	100
5) CHLOROTRIFLUOROETHENE	4.314	116	180828	9.99	PPBV #	99
6) DICHLORODIFLUOROMETHANE	4.362	85	434025	9.48	PPBV	100
7) PROPYLENE	4.308	41	131705	9.32	PPBV	97
8) 1-CHLORO-1,1-DIFLUOROE...	4.466	65	280401	9.04	PPBV	100
9) FREON 114	4.551	85	294509	9.27	PPBV	100
10) CHLOROMETHANE	4.484	52	40829	8.94	PPBV	90
11) VINYL CHLORIDE	4.642	62	122754	9.66	PPBV	100
12) 1,3-BUTADIENE	4.740	54	97804	9.91	PPBV	99
13) n-BUTANE	4.776	43	189365	8.83	PPBV	100
14) BROMOMETHANE	4.946	94	92784	8.95	PPBV	99
15) CHLOROETHANE	5.068	64	55942	8.86	PPBV	99
16) DICHLOROFLUOROMETHANE	5.123	67	238551	9.55	PPBV	100
17) ACETONITRILE	5.311	41	96842	9.81	PPBV	100
18) ACROLEIN	5.403	56	32515	6.89	PPBV	92
19) FREON 123	5.415	83	237577	8.41	PPBV	99
20) FREON 123A	5.451	117	124625	8.15	PPBV	97
21) TRICHLOROFLUOROMETHANE	5.628	101	325657	9.44	PPBV	100
22) ISOPROPYL ALCOHOL	5.676	45	315538	9.69	PPBV	100
23) ACETONE	5.506	58	79931	8.22	PPBV	90
24) PENTANE	5.883	42	171163	9.63	PPBV	100
25) IODOMETHANE	6.066	142	334819	9.90	PPBV	100
26) 1,1-DICHLOROETHYLENE	6.108	96	137650	9.24	PPBV	99
27) CARBON DISULFIDE	6.467	76	409049	9.18	PPBV	100
28) ETHANOL	5.141	45	65627	10.50	PPBV	99
29) BROMOETHENE	5.324	106	87636	9.22	PPBV	99
30) ACRYLONITRILE	5.847	52	102785	9.77	PPBV	100
31) METHYLENE CHLORIDE	6.200	84	128007	8.39	PPBV	99
32) 3-CHLOROPROPENE	6.291	76	74123	10.23	PPBV	99
33) FREON 113	6.394	151	208342	9.45	PPBV	100
34) TRANS-1,2-DICHLOROETHY...	6.942	96	145839	8.93	PPBV	99
35) TERTIARY BUTYL ALCOHOL	6.133	59	352040	9.37	PPBV	100
36) METHYL TERTIARY BUTYL ...	7.149	73	448223	9.63	PPBV	100
37) TETRAHYDROFURAN	8.432	72	78391	9.99	PPBV	98
38) HEXANE	7.970	57	263416	10.31	PPBV	99
39) VINYL ACETATE	7.210	86	34125	10.16	PPBV	99
40) 1,1-DICHLOROETHANE	7.106	63	289340	9.76	PPBV	100
41) METHYL ETHYL KETONE	7.435	72	80642	10.11	PPBV	98
42) cis-1,2-DICHLOROETHYLENE	7.806	96	157458	9.81	PPBV	100
43) DIISOPROPYL ETHER	7.958	59	76801	9.93	PPBV	99
44) ETHYL ACETATE	7.976	61	58750	10.86	PPBV	99
45) METHYL ACRYLATE	7.976	55	306854	10.35	PPBV	100
46) CHLOROFORM	8.061	83	321867	9.10	PPBV	100
47) 2,4-DIMETHYLPENTANE	8.743	57	317003	9.61	PPBV	99
48) 1,1,1-TRICHLOROETHANE	8.937	97	327055	8.92	PPBV	100
49) CARBON TETRACHLORIDE	9.497	117	328489	9.81	PPBV	100

Quantitation Report (QT Reviewed)

Data Path : C:\msdchem\1\DATA\
Data File : 3w78726.D
Acq On : 6 Jan 2023 6:34 pm
Operator : thomash
Sample : icv3100-10
Misc : MS65290,V3W3100,,,,,1
ALS Vial : 4 Sample Multiplier: 1

Quant Time: Jan 10 06:24:06 2023
Quant Method : C:\msdchem\1\METHODS\M3W3100.M
Quant Title : TO15 by GCMS w/Rtx-1, 60 m X 0.32mm ID X 1.0 um
QLast Update : Tue Jan 10 06:23:29 2023
Response via : Initial Calibration

Compound	R.T.	QIon	Response	Conc	Units	Dev(Min)
50) 1,2-DICHLOROETHANE	8.712	62	224072	10.08	PPBV	100
52) BENZENE	9.357	78	492834	9.44	PPBV	100
53) CYCLOHEXANE	9.606	84	210103	9.96	PPBV	98
54) 2,3-DIMETHYLPENTANE	9.807	71	113485	10.01	PPBV	100
55) TRICHLOROETHYLENE	10.330	95	210529	9.45	PPBV	99
56) 1,2-DICHLOROPROPANE	10.111	63	190240	9.59	PPBV	99
57) DIBROMOMETHANE	10.093	174	163927	9.96	PPBV	100
58) ETHYL ACRYLATE	10.093	55	388924	10.19	PPBV	99
59) BROMODICHLOROMETHANE	10.300	83	365869	9.55	PPBV	100
60) 2,2,4-TRIMETHYLPENTANE	10.349	57	848198	10.08	PPBV	100
61) 1,4-DIOXANE	10.343	88	122524	11.73	PPBV #	86
62) HEPTANE	10.592	43	329158	9.70	PPBV	100
63) METHYL METHACRYLATE	10.507	69	184716	9.68	PPBV	99
64) METHYL ISOBUTYL KETONE	11.188	58	167906	10.00	PPBV	99
65) cis-1,3-DICHLOROPROPENE	11.152	75	319725	10.58	PPBV	98
66) TOLUENE	12.119	92	342736	9.19	PPBV	100
67) 1,3-DICHLOROPROPANE	12.143	76	285841	10.20	PPBV	100
68) trans-1,3-DICHLOROPROPENE	11.663	75	282748	10.09	PPBV	99
69) 1,1,2-TRICHLOROETHANE	11.845	83	178223	9.50	PPBV	100
71) 2-HEXANONE	12.374	58	210767	9.75	PPBV	100
72) ETHYL METHACRYLATE	12.381	69	305595	9.79	PPBV	99
73) TETRACHLOROETHYLENE	13.263	164	207046	9.99	PPBV	100
74) DIBROMOCHLOROMETHANE	12.551	129	338877	9.91	PPBV	100
75) 1,2-DIBROMOETHANE	12.800	107	302859	10.36	PPBV	100
76) OCTANE	13.098	43	456412	9.50	PPBV	100
77) 1,1,1,2-TETRACHLOROETHANE	13.950	131	238091	10.03	PPBV	100
78) CHLOROBENZENE	13.968	112	444054	10.28	PPBV	100
79) ETHYLBENZENE	14.364	91	771757	9.55	PPBV	100
80) m,p-XYLENE	14.559	106	575917	19.79	PPBV	100
81) o-XYLENE	15.063	106	278875	9.95	PPBV	100
82) STYRENE	14.948	104	446916	10.54	PPBV	100
83) NONANE	15.301	43	469074	9.72	PPBV	100
84) BROMOFORM	14.650	173	305818	10.41	PPBV	100
86) 1,1,2,2-TETRACHLOROETHANE	15.063	83	456892	10.41	PPBV	100
87) 1,2,3-TRICHLOROPROPANE	15.203	75	358162	10.11	PPBV	100
88) ISOPROPYLBENZENE	15.720	105	906494	10.82	PPBV #	1
89) BROMOBENZENE	15.830	77	435889	9.95	PPBV	100
90) 2-CHLOROTOLUENE	16.280	126	201352	10.26	PPBV	100
91) n-PROPYLBENZENE	16.317	120	229093	10.59	PPBV	100
92) 4-ETHYLTOLUENE	16.487	105	833523	10.65	PPBV	100
93) 1,3,5-TRIMETHYLBENZENE	16.578	105	705849	10.58	PPBV	100
94) ALPHA-METHYLSTYRENE	16.761	118	298181	9.67	PPBV	100
95) tert-BUTYLBENZENE	17.047	134	146699	10.27	PPBV	99
96) 1,2,4-TRIMETHYLBENZENE	17.059	105	697830	10.76	PPBV	100
97) m-DICHLOROBENZENE	17.235	146	419362	11.64	PPBV	100
98) BENZYL CHLORIDE	17.217	91	603885	10.71	PPBV	100
99) p-DICHLOROBENZENE	17.314	146	419813	12.09	PPBV	100
100) sec-BUTYLBENZENE	17.369	134	193885	10.49	PPBV	100
101) 1,2,3-Trimethylbenzene	17.552	105	707531	10.55	PPBV	100
102) p-ISOPROPYLTOLUENE	17.558	134	211013	10.71	PPBV	100
103) o-DICHLOROBENZENE	17.710	146	420931	11.08	PPBV	100
104) n-BUTYLBENZENE	18.050	134	207477	11.88	PPBV	99
105) HEXACHLOROETHANE	18.495	117	285289	9.85	PPBV	100
106) HEXACHLOROBUTADIENE	20.234	225	351486	10.78	PPBV	100
107) 1,2,4-TRICHLOROBENZENE	19.711	180	338833	12.97	PPBV	100
108) NAPHTHALENE	19.833	128	837961	12.92	PPBV	100
110) TVHC as equiv Pentane	5.883	TIC	1057568	10.11	PPBV	100

Quantitation Report (QT Reviewed)

```
Data Path : C:\msdchem\1\DATA\
Data File : 3w78726.D
Acq On    :  6 Jan 2023   6:34 pm
Operator  : thomash
Sample    : icv3100-10
Misc      : MS65290,V3W3100,,,,,1
ALS Vial  : 4   Sample Multiplier: 1

Quant Time: Jan 10 06:24:06 2023
Quant Method : C:\msdchem\1\METHODS\M3W3100.M
Quant Title  : TO15 by GCMS w/Rtx-1, 60 m X 0.32mm ID X 1.0 um
QLast Update : Tue Jan 10 06:23:29 2023
Response via : Initial Calibration

        Compound                    R.T. QIon  Response  Conc Units Dev(Min)
 ---------------------------------------------------------------------------

 (#) = qualifier out of range (m) = manual integration (+) = signals summed
```

Quantitation Report (QT Reviewed)

Data Path : C:\msdchem\1\DATA\
Data File : 3w78726.D
Acq On : 6 Jan 2023 6:34 pm
Operator : thomash
Sample : icv3100-10
Misc : MS65290,V3W3100,,,,,1
ALS Vial : 4 Sample Multiplier: 1

Quant Time: Jan 10 06:24:06 2023
Quant Method : C:\msdchem\1\METHODS\M3W3100.M
Quant Title : TO15 by GCMS w/Rtx-1, 60 m X 0.32mm ID X 1.0 um
QLast Update : Tue Jan 10 06:23:29 2023
Response via : Initial Calibration

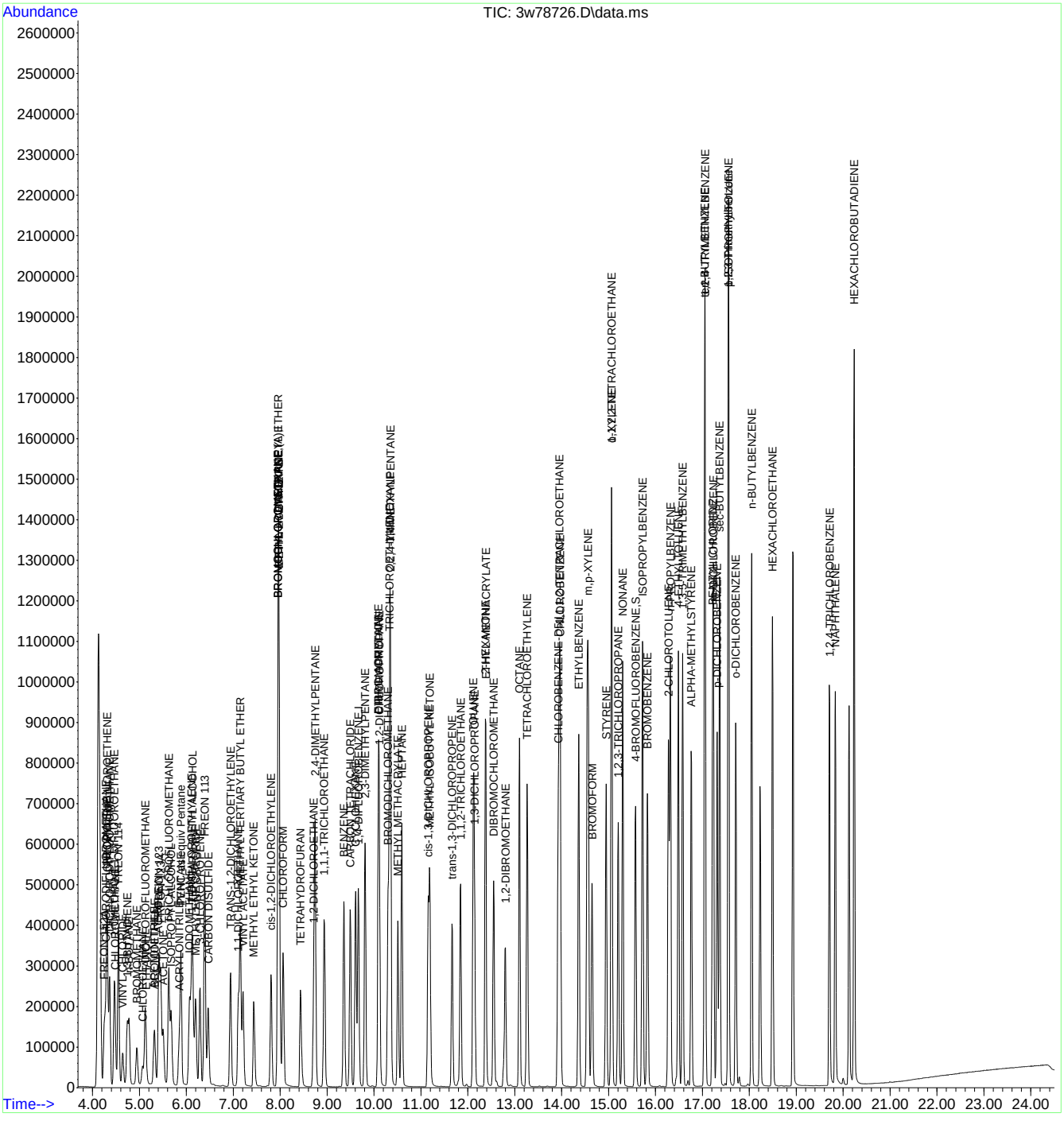

Quantitation Report (QT Reviewed)

Data Path : C:\msdchem\1\DATA\
Data File : 3w78862.D
Acq On : 18 Jan 2023 9:04 am
Operator : thomash
Sample : cc3100-10
Misc : MS65783,V3W3107,,,,,1
ALS Vial : 2 Sample Multiplier: 1

Quant Time: Jan 18 09:28:58 2023
Quant Method : C:\msdchem\1\METHODS\M3W3100.M
Quant Title : TO15 by GCMS w/Rtx-1, 60 m X 0.32mm ID X 1.0 um
QLast Update : Tue Jan 10 06:23:29 2023
Response via : Initial Calibration

Compound	R.T.	QIon	Response	Conc	Units	Dev(Min)
Internal Standards						
1) BROMOCHLOROMETHANE	7.952	128	90057	10.00	PPBV	# 0.00
51) 1,4-DIFLUOROBENZENE	9.667	114	516389	10.00	PPBV	0.00
70) CHLOROBENZENE-D5	13.926	82	302701	10.00	PPBV	0.00
109) BROMOCHLOROMETHANE (A)	7.952	128	90057	10.00	PPBV	# 0.00
System Monitoring Compounds						
85) 4-BROMOFLUOROBENZENE	15.574	95	354963	10.32	PPBV	0.00
Spiked Amount 10.000	Range 65 - 128		Recovery = 103.20%			
Target Compounds						Qvalue
3) FREON 152A	4.253	65	97848	9.28	PPBV	98
4) CHLORODIFLUOROMETHANE	4.289	67	50386	10.78	PPBV	98
5) CHLOROTRIFLUOROETHENE	4.314	116	219286	11.69	PPBV #	100
6) DICHLORODIFLUOROMETHANE	4.369	85	542174	11.42	PPBV	99
7) PROPYLENE	4.314	41	112370	7.66	PPBV	98
8) 1-CHLORO-1,1-DIFLUOROE...	4.466	65	336022	10.44	PPBV	93
9) FREON 114	4.551	85	337392	10.24	PPBV	86
10) CHLOROMETHANE	4.490	52	39369	8.31	PPBV	93
11) VINYL CHLORIDE	4.648	62	129965	9.86	PPBV	100
12) 1,3-BUTADIENE	4.746	54	92978	9.09	PPBV	96
13) n-BUTANE	4.782	43	170299	7.65	PPBV	98
14) BROMOMETHANE	4.946	94	95164	8.85	PPBV	95
15) CHLOROETHANE	5.068	64	55134	8.42	PPBV	97
16) DICHLOROFLUOROMETHANE	5.123	67	253358	9.78	PPBV	99
17) ACETONITRILE	5.311	41	90470	8.84	PPBV	100
18) ACROLEIN	5.409	56	59910	12.24	PPBV	100
19) FREON 123	5.415	83	352197	12.03	PPBV	98
20) FREON 123A	5.457	117	173836	10.96	PPBV	100
21) TRICHLOROFLUOROMETHANE	5.628	101	410866	11.49	PPBV	99
22) ISOPROPYL ALCOHOL	5.670	45	298948	8.86	PPBV	99
23) ACETONE	5.500	58	72422	7.18	PPBV	90
24) PENTANE	5.889	42	152780	8.29	PPBV	95
25) IODOMETHANE	6.072	142	395326	11.27	PPBV	100
26) 1,1-DICHLOROETHYLENE	6.114	96	168775	10.93	PPBV	90
27) CARBON DISULFIDE	6.467	76	507988	11.00	PPBV	98
28) ETHANOL	5.141	45	50098	7.73	PPBV	98
29) BROMOETHENE	5.330	106	88577	8.99	PPBV	99
30) ACRYLONITRILE	5.847	52	101572	9.31	PPBV	100
31) METHYLENE CHLORIDE	6.200	84	160177	10.12	PPBV	84
32) 3-CHLOROPROPENE	6.297	76	83771	11.15	PPBV #	72
33) FREON 113	6.394	151	247319	10.81	PPBV	92
34) TRANS-1,2-DICHLOROETHY...	6.942	96	182970	10.81	PPBV	91
35) TERTIARY BUTYL ALCOHOL	6.133	59	382965	9.83	PPBV	97
36) METHYL TERTIARY BUTYL ...	7.149	73	525125	10.87	PPBV	93
37) TETRAHYDROFURAN	8.432	72	90272	11.09	PPBV #	76
38) HEXANE	7.970	57	258750	9.77	PPBV	96
39) VINYL ACETATE	7.210	86	43518	12.50	PPBV #	45
40) 1,1-DICHLOROETHANE	7.112	63	316968	10.31	PPBV	98
41) METHYL ETHYL KETONE	7.435	72	91109	11.01	PPBV #	70
42) cis-1,2-DICHLOROETHYLENE	7.806	96	191397	11.49	PPBV	92
43) DIISOPROPYL ETHER	7.958	59	79811	9.95	PPBV #	78
44) ETHYL ACETATE	7.976	61	60979	10.87	PPBV #	74
45) METHYL ACRYLATE	7.976	55	315179	10.25	PPBV	96
46) CHLOROFORM	8.061	83	401788	10.96	PPBV	97
47) 2,4-DIMETHYLPENTANE	8.743	57	316170	9.24	PPBV	96
48) 1,1,1-TRICHLOROETHANE	8.937	97	401619	10.57	PPBV	99
49) CARBON TETRACHLORIDE	9.497	117	383803	11.06	PPBV	97

Quantitation Report (QT Reviewed)

Data Path : C:\msdchem\1\DATA\
Data File : 3w78862.D
Acq On : 18 Jan 2023 9:04 am
Operator : thomash
Sample : cc3100-10
Misc : MS65783,V3W3107,,,,,1
ALS Vial : 2 Sample Multiplier: 1

Quant Time: Jan 18 09:28:58 2023
Quant Method : C:\msdchem\1\METHODS\M3W3100.M
Quant Title : TO15 by GCMS w/Rtx-1, 60 m X 0.32mm ID X 1.0 um
QLast Update : Tue Jan 10 06:23:29 2023
Response via : Initial Calibration

	Compound	R.T.	QIon	Response	Conc	Units		Dev(Min)
50)	1,2-DICHLOROETHANE	8.712	62	266113	11.55	PPBV		99
52)	BENZENE	9.357	78	582423	10.04	PPBV		97
53)	CYCLOHEXANE	9.606	84	247153	10.55	PPBV	#	84
54)	2,3-DIMETHYLPENTANE	9.813	71	126572	10.05	PPBV	#	86
55)	TRICHLOROETHYLENE	10.330	95	253111	10.22	PPBV		92
56)	1,2-DICHLOROPROPANE	10.111	63	206001	9.35	PPBV		95
57)	DIBROMOMETHANE	10.093	174	191750	10.48	PPBV		96
58)	ETHYL ACRYLATE	10.093	55	404994	9.55	PPBV		98
59)	BROMODICHLOROMETHANE	10.300	83	450448	10.58	PPBV		99
60)	2,2,4-TRIMETHYLPENTANE	10.349	57	845347	9.05	PPBV		99
61)	1,4-DIOXANE	10.343	88	133889	11.54	PPBV	#	66
62)	HEPTANE	10.592	43	297464	7.90	PPBV		87
63)	METHYL METHACRYLATE	10.507	69	211769	9.99	PPBV	#	83
64)	METHYL ISOBUTYL KETONE	11.188	58	172297	9.24	PPBV	#	89
65)	cis-1,3-DICHLOROPROPENE	11.152	75	350418	10.44	PPBV		90
66)	TOLUENE	12.119	92	402891	9.72	PPBV		98
67)	1,3-DICHLOROPROPANE	12.143	76	339400	10.90	PPBV		99
68)	trans-1,3-DICHLOROPROPENE	11.663	75	326487	10.48	PPBV		92
69)	1,1,2-TRICHLOROETHANE	11.845	83	214957	10.32	PPBV		98
71)	2-HEXANONE	12.374	58	238758	9.73	PPBV		92
72)	ETHYL METHACRYLATE	12.381	69	366904	10.35	PPBV		89
73)	TETRACHLOROETHYLENE	13.263	164	231729	9.85	PPBV		97
74)	DIBROMOCHLOROMETHANE	12.551	129	383652	9.88	PPBV		100
75)	1,2-DIBROMOETHANE	12.800	107	367694	11.07	PPBV		99
76)	OCTANE	13.098	43	416935	7.64	PPBV		87
77)	1,1,1,2-TETRACHLOROETHANE	13.950	131	255716	9.49	PPBV		90
78)	CHLOROBENZENE	13.974	112	519801	10.60	PPBV		100
79)	ETHYLBENZENE	14.364	91	930987	10.15	PPBV		99
80)	m,p-XYLENE	14.559	106	669634	20.26	PPBV		96
81)	o-XYLENE	15.070	106	316872	9.95	PPBV		96
82)	STYRENE	14.948	104	536749	11.14	PPBV		100
83)	NONANE	15.301	43	430991	7.87	PPBV		91
84)	BROMOFORM	14.650	173	359167	10.77	PPBV		99
86)	1,1,2,2-TETRACHLOROETHANE	15.063	83	540716	10.85	PPBV		99
87)	1,2,3-TRICHLOROPROPANE	15.203	75	431202	10.72	PPBV		100
88)	ISOPROPYLBENZENE	15.727	105	968861	10.18	PPBV	#	1
89)	BROMOBENZENE	15.830	77	523511	10.52	PPBV		96
90)	2-CHLOROTOLUENE	16.280	126	230245	10.33	PPBV		99
91)	n-PROPYLBENZENE	16.317	120	255063	10.38	PPBV		98
92)	4-ETHYLTOLUENE	16.487	105	958610	10.78	PPBV		98
93)	1,3,5-TRIMETHYLBENZENE	16.578	105	808270	10.67	PPBV		97
94)	ALPHA-METHYLSTYRENE	16.767	118	395299	11.29	PPBV		97
95)	tert-BUTYLBENZENE	17.047	134	142455	8.78	PPBV	#	87
96)	1,2,4-TRIMETHYLBENZENE	17.059	105	772204	10.48	PPBV		94
97)	m-DICHLOROBENZENE	17.235	146	439320	10.74	PPBV		97
98)	BENZYL CHLORIDE	17.217	91	730522	11.41	PPBV		98
99)	p-DICHLOROBENZENE	17.314	146	447601	11.35	PPBV		97
100)	sec-BUTYLBENZENE	17.369	134	196294	9.36	PPBV	#	77
101)	1,2,3-Trimethylbenzene	17.558	105	774677	10.17	PPBV		96
102)	p-ISOPROPYLTOLUENE	17.558	134	199964	8.93	PPBV	#	86
103)	o-DICHLOROBENZENE	17.716	146	452606	10.49	PPBV		97
104)	n-BUTYLBENZENE	18.050	134	209025	10.54	PPBV	#	72
105)	HEXACHLOROETHANE	18.495	117	328587	9.99	PPBV		98
106)	HEXACHLOROBUTADIENE	20.234	225	415515	11.22	PPBV		99
107)	1,2,4-TRICHLOROBENZENE	19.711	180	385009	12.98	PPBV		99
108)	NAPHTHALENE	19.833	128	958136	13.00	PPBV		100
110)	TVHC as equiv Pentane	5.883	TIC	1007426	9.28	PPBV		100

Quantitation Report (QT Reviewed)

```
Data Path : C:\msdchem\1\DATA\
Data File : 3w78862.D
Acq On    : 18 Jan 2023   9:04 am
Operator  : thomash
Sample    : cc3100-10
Misc      : MS65783,V3W3107,,,,,1
ALS Vial  : 2   Sample Multiplier: 1

Quant Time: Jan 18 09:28:58 2023
Quant Method : C:\msdchem\1\METHODS\M3W3100.M
Quant Title  : TO15 by GCMS w/Rtx-1, 60 m X 0.32mm ID X 1.0 um
QLast Update : Tue Jan 10 06:23:29 2023
Response via : Initial Calibration

        Compound                    R.T. QIon  Response  Conc Units Dev(Min)
 ---------------------------------------------------------------------------

 (#) = qualifier out of range (m) = manual integration (+) = signals summed
```

Quantitation Report (QT Reviewed)

Data Path : C:\msdchem\1\DATA\
Data File : 3w78862.D
Acq On : 18 Jan 2023 9:04 am
Operator : thomash
Sample : cc3100-10
Misc : MS65783,V3W3107,,,,,1
ALS Vial : 2 Sample Multiplier: 1

Quant Time: Jan 18 09:28:58 2023
Quant Method : C:\msdchem\1\METHODS\M3W3100.M
Quant Title : TO15 by GCMS w/Rtx-1, 60 m X 0.32mm ID X 1.0 um
QLast Update : Tue Jan 10 06:23:29 2023
Response via : Initial Calibration

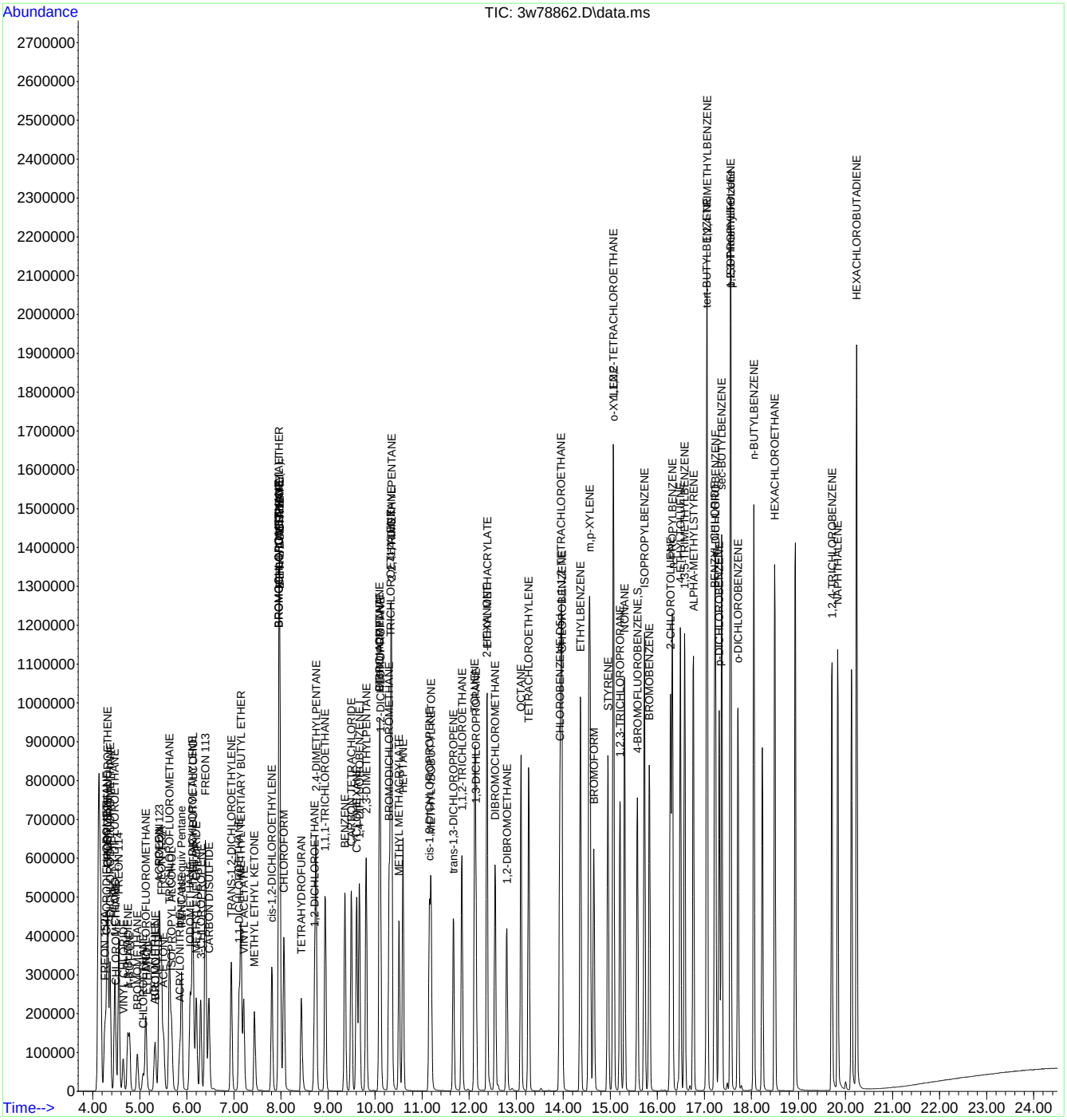

Quantitation Report (QT Reviewed)

Data Path : C:\msdchem\1\data\
Data File : 7W00093.D
Acq On : 30 Nov 2022 11:33 am
Operator : thomash
Sample : IC0005-0.04
Misc : MS61038,V7W0005,,,,,1
ALS Vial : 1 Sample Multiplier: 1

Quant Time: Dec 07 14:30:50 2022
Quant Method : C:\msdchem\1\methods\M7W0005.M
Quant Title : TO15 by GCMS w/DB-1, 30m X 0.25mm ID X 0.5 um
QLast Update : Wed Dec 07 13:29:17 2022
Response via : Initial Calibration

Compound	R.T.	QIon	Response	Conc	Units	Dev(Min)
Internal Standards						
1) BROMOCHLOROMETHANE	3.563	128	77355	10.00	PPBV	0.00
52) 1,4-DIFLUOROBENZENE	4.952	114	388809	10.00	PPBV	0.00
76) CHLOROBENZENE-D5	10.785	117	347804	10.00	PPBV	0.00
System Monitoring Compounds						
87) 4-BROMOFLUOROBENZENE	14.219	95	228509	8.96	PPBV	0.00
Target Compounds						Qvalue
5) CHLOROTRIFLUOROETHENE	1.833	116	573	0.03	PPBV #	42
6) DICHLORODIFLUOROMETHANE	1.849	85	1964	0.05	PPBV #	93
8) 1-CHLORO-1,1-DIFLUOROE...	1.891	65	1579	0.06	PPBV #	52
9) FREON 114	1.930	85	1746	0.05	PPBV	91
11) VINYL CHLORIDE	1.965	62	633	0.05	PPBV #	50
12) 1,3-BUTADIENE	2.007	54	585	0.05	PPBV #	1
13) N-BUTANE	2.026	43	1117	0.05	PPBV #	65
14) BROMOMETHANE	2.090	94	692	0.06	PPBV #	92
16) DICHLOROFLUOROMETHANE	2.174	67	1578	0.06	PPBV #	81
19) FREON 123	2.309	83	1341	0.05	PPBV #	73
20) FREON 123A	2.332	117	888	0.06	PPBV	89
21) TRICHLOROFLUOROMETHANE	2.396	101	2039	0.07	PPBV #	93
25) IODOMETHANE	2.576	142	1939	0.07	PPBV #	84
26) 1,1-DICHLOROETHYLENE	2.608	96	818	0.07	PPBV #	79
27) CARBON DISULFIDE	2.743	76	2427	0.07	PPBV #	49
29) BROMOETHENE	2.258	106	688	0.06	PPBV #	82
30) ACRYLONITRILE	2.489	52	554	0.06	PPBV #	58
33) FREON 113	2.746	151	1303	0.07	PPBV	93
34) TRANS-1,2-DICHLOROETHENE	2.994	96	622	0.06	PPBV #	69
36) METHYL TERTIARY BUTYL ...	3.129	73	1745	0.05	PPBV #	88
38) HEXANE	3.621	57	849	0.04	PPBV #	63
40) 1,1-DICHLOROETHANE	3.078	63	934	0.04	PPBV #	50
42) CIS-1,2-DICHLOROETHENE	3.486	96	642	0.06	PPBV #	71
45) METHYL ACRYLATE	3.618	55	1034	0.04	PPBV #	65
46) CHLOROFORM	3.647	83	1205	0.05	PPBV #	91
47) 2,4-DIMETHYLPENTANE	4.187	57	879	0.04	PPBV #	68
48) 1,1,1-TRICHLOROETHANE	4.261	97	1146	0.05	PPBV	91
49) CARBON TETRACHLORIDE	4.727	117	1248	0.05	PPBV #	77
50) 1,2-DICHLOROETHANE	4.084	62	701	0.04	PPBV #	49
51) BENZENE	4.605	78	1991	0.06	PPBV #	66
53) CYCLOHEXANE	4.840	84	735	0.06	PPBV #	83
55) TRICHLOROETHENE	5.569	95	697	0.04	PPBV #	70
56) 1,2-DICHLOROPROPANE	5.319	63	724	0.06	PPBV #	41
57) DIBROMOMETHANE	5.270	174	842	0.06	PPBV #	66
58) ETHYL ACRYLATE	5.450	55	1266	0.05	PPBV #	73
59) BROMODICHLOROMETHANE	5.508	83	1079	0.05	PPBV	93
60) 2,2,4-TRIMETHYLPENTANE	5.663	57	2645	0.05	PPBV #	97
62) HEPTANE	6.003	43	1126	0.06	PPBV #	49
63) METHYL METHACRYLATE	5.897	69	594	0.05	PPBV #	43
64) METHYL ISOBUTYL KETONE	6.714	58	688	0.06	PPBV #	68
65) CIS-1,3-DICHLOROPROPENE	6.557	75	909	0.05	PPBV #	42
66) TOLUENE	7.823	91	2823	0.07	PPBV	97
67) 1,3-DICHLOROPROPANE	7.881	76	949	0.05	PPBV #	49
68) TRANS-1,3-DICHLOROPROPENE	7.267	75	743	0.05	PPBV #	35
69) 1,1,2-TRICHLOROETHANE	7.438	83	605	0.05	PPBV #	69
70) 2-HEXANONE	8.473	58	943	0.07	PPBV #	82
72) TETRACHLOROETHENE	9.624	164	698	0.04	PPBV #	65
73) DIBROMOCHLOROMETHANE	8.396	129	972	0.04	PPBV #	21
74) 1,2-DIBROMOETHANE	8.746	107	980	0.05	PPBV #	83

Quantitation Report (QT Reviewed)

Data Path : C:\msdchem\1\data\
Data File : 7W00093.D
Acq On : 30 Nov 2022 11:33 am
Operator : thomash
Sample : IC0005-0.04
Misc : MS61038,V7W0005,,,,,1
ALS Vial : 1 Sample Multiplier: 1

Quant Time: Dec 07 14:30:50 2022
Quant Method : C:\msdchem\1\methods\M7W0005.M
Quant Title : TO15 by GCMS w/DB-1, 30m X 0.25mm ID X 0.5 um
QLast Update : Wed Dec 07 13:29:17 2022
Response via : Initial Calibration

	Compound	R.T.	QIon	Response	Conc Units	Dev(Min)
75)	OCTANE	9.759	43	1434	0.05 PPBV #	53
77)	1,1,1,2-TETRACHLOROETHANE	10.868	131	886	0.05 PPBV #	39
82)	STYRENE	12.939	104	1526	0.05 PPBV	92
83)	NONANE	14.276	43	1572	0.06 PPBV #	6
85)	1,1,2,2-TETRACHLOROETHANE	13.161	83	1382	0.05 PPBV #	88
86)	1,2,3-TRICHLOROPROPANE	13.473	75	1186	0.06 PPBV #	99
88)	ISOPROPYLBENZENE	14.698	120	913	0.06 PPBV	92
89)	BROMOBENZENE	14.576	77	1438	0.05 PPBV	88
90)	2-CHLOROTOLUENE	15.727	126	608	0.05 PPBV #	42
91)	N-PROPYLBENZENE	16.026	120	747	0.05 PPBV #	62
92)	4-ETHYLTOLUENE	16.309	105	2402	0.04 PPBV #	86
93)	1,3,5-TRIMETHYLBENZENE	16.444	105	2281	0.05 PPBV #	95
94)	ALPHA-METHYLSTYRENE	16.627	118	1078	0.05 PPBV	85
95)	TERT-BUTYLBENZENE	16.871	134	596	0.05 PPBV	89
96)	1,2,4-TRIMETHYLBENZENE	16.874	105	2018	0.04 PPBV	93
98)	M-DICHLOROBENZENE	16.936	146	1426	0.05 PPBV	95
99)	P-DICHLOROBENZENE	17.016	146	1501	0.05 PPBV	96
100)	O-DICHLOROBENZENE	17.302	146	1403	0.05 PPBV	96
101)	SEC-BUTYLBENZENE	17.135	134	648	0.05 PPBV	99
102)	1,2,3-TRIMETHYLBENZENE	17.247	105	2049	0.05 PPBV #	95
103)	P-ISOPROPYLTOLUENE	17.315	134	689	0.05 PPBV	99
105)	HEXACHLOROETHANE	17.836	117	731	0.04 PPBV #	53
106)	HEXACHLOROBUTADIENE	18.868	225	1016	0.05 PPBV	96

(#) = qualifier out of range (m) = manual integration (+) = signals summed

Quantitation Report (QT Reviewed)

Data Path : C:\msdchem\1\data\
Data File : 7W00093.D
Acq On : 30 Nov 2022 11:33 am
Operator : thomash
Sample : IC0005-0.04
Misc : MS61038,V7W0005,,,,,1
ALS Vial : 1 Sample Multiplier: 1

Quant Time: Dec 07 14:30:50 2022
Quant Method : C:\msdchem\1\methods\M7W0005.M
Quant Title : TO15 by GCMS w/DB-1, 30m X 0.25mm ID X 0.5 um
QLast Update : Wed Dec 07 13:29:17 2022
Response via : Initial Calibration



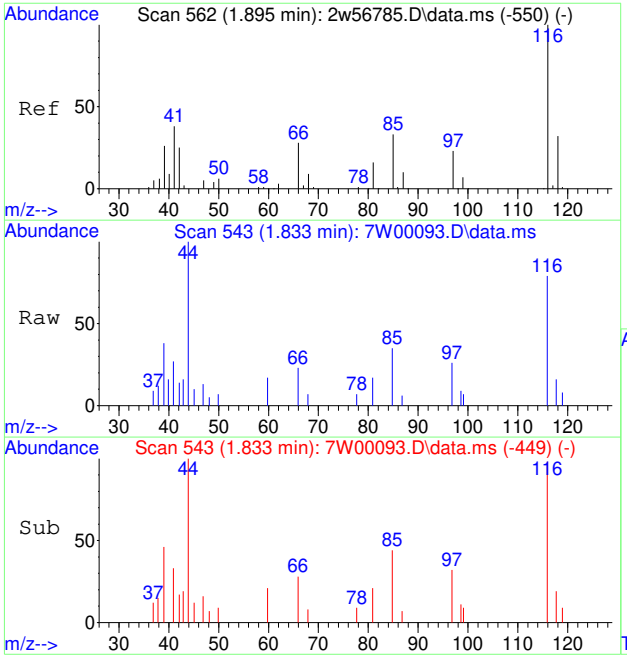

#5
CHLOROTRIFLUOROETHENE
Concen: 0.03 PPBV
RT: 1.833 min Scan# 543
Delta R.T. 0.003 min
Lab File: 7W00093.D
Acq: 30 Nov 2022 11:33 am

Tgt Ion:116 Resp: 573

Ion	Ratio	Lower	Upper
116	100		
118	0.0	26.1	39.1#
85	342.8	0.0	0.0#

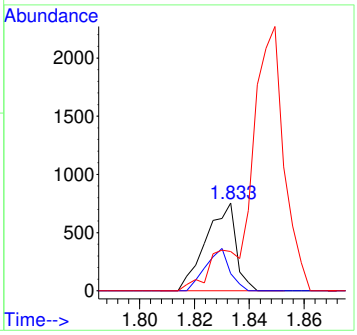

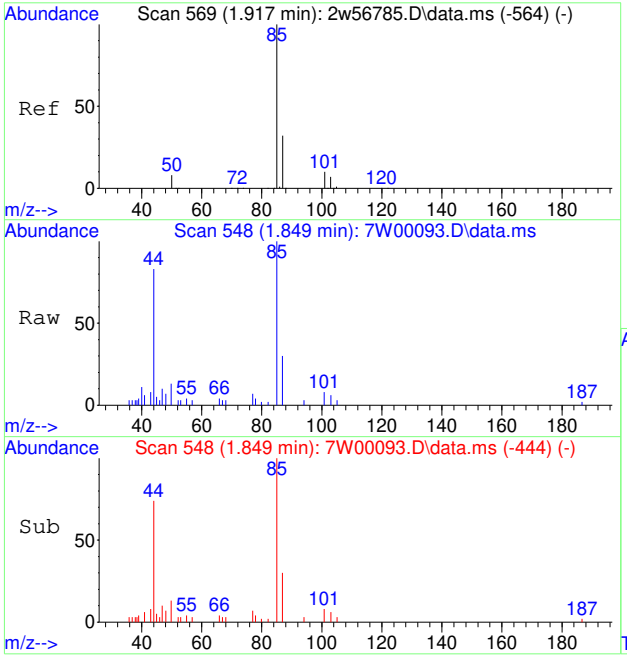

#6
DICHLORODIFLUOROMETHANE
Concen: 0.05 PPBV
RT: 1.849 min Scan# 548
Delta R.T. 0.003 min
Lab File: 7W00093.D
Acq: 30 Nov 2022 11:33 am

Tgt Ion: 85 Resp: 1964

Ion	Ratio	Lower	Upper
85	100		
87	33.0	25.8	38.6
50	0.0	7.4	11.2#

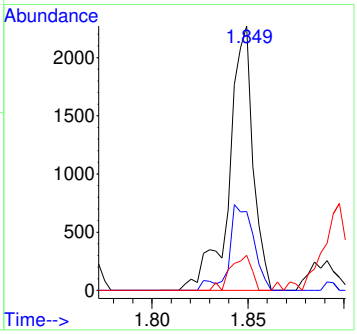

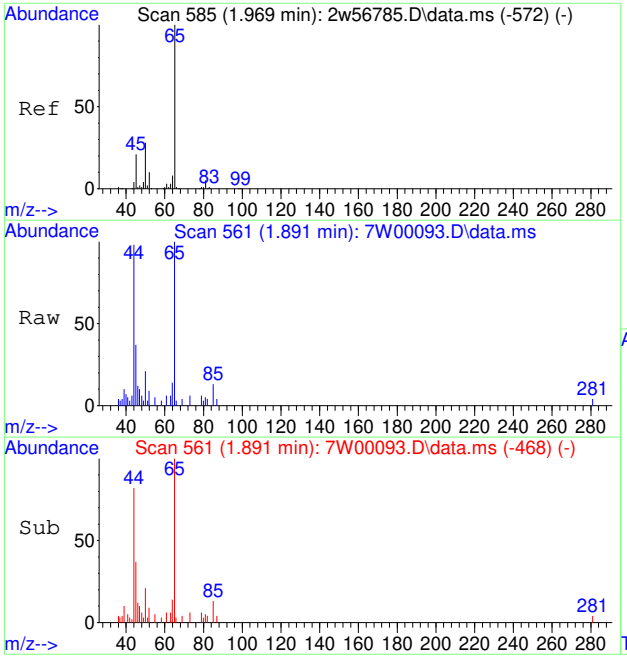

#8
1-CHLORO-1,1-DIFLUOROETHANE
Concen: 0.06 PPBV
RT: 1.891 min Scan# 561
Delta R.T. 0.000 min
Lab File: 7W00093.D
Acq: 30 Nov 2022 11:33 am

Tgt Ion: 65 Resp: 1579

Ion	Ratio	Lower	Upper
65	100		
85	0.0	14.4	21.6#
45	45.9	16.7	25.1#

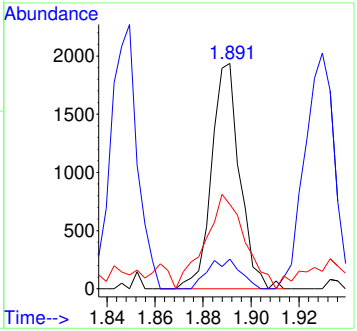

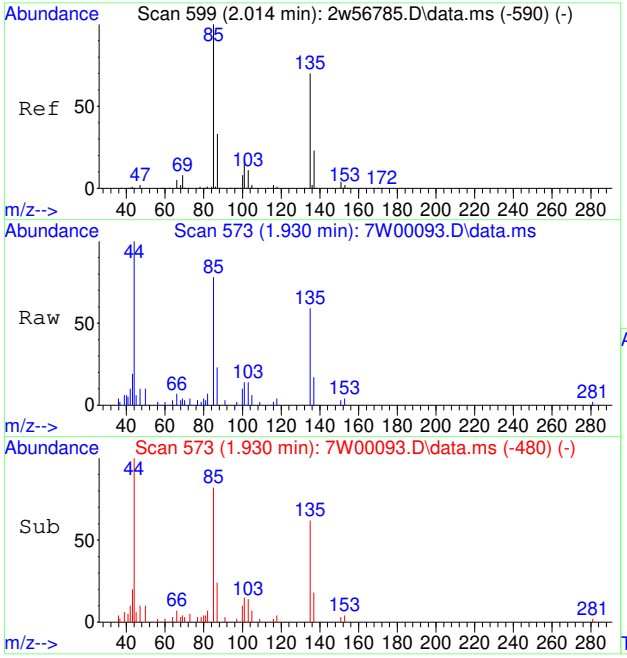

#9
FREON 114
Concen: 0.05 PPBV
RT: 1.930 min Scan# 573
Delta R.T. 0.000 min
Lab File: 7W00093.D
Acq: 30 Nov 2022 11:33 am

Tgt Ion: 85 Resp: 1746

Ion	Ratio	Lower	Upper
85	100		
135	78.6	55.8	83.8
87	34.6	25.8	38.8

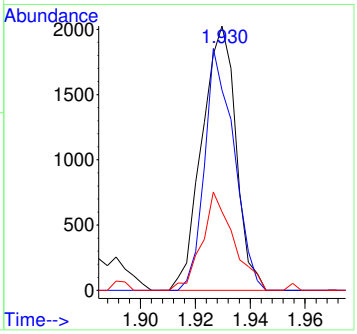

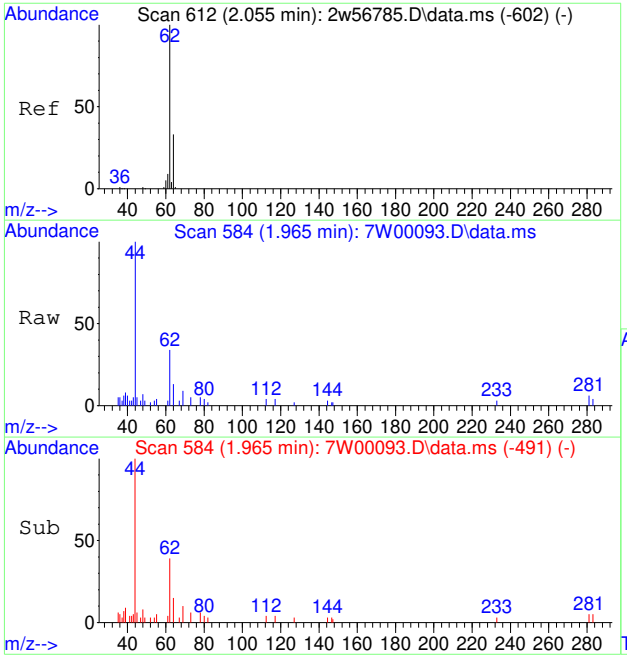

#11
VINYL CHLORIDE
Concen: 0.05 PPBV
RT: 1.965 min Scan# 584
Delta R.T. 0.000 min
Lab File: 7W00093.D
Acq: 30 Nov 2022 11:33 am

Tgt Ion: 62 Resp: 633

Ion	Ratio	Lower	Upper
62	100		
64	0.0	25.7	38.5#
61	0.0	6.7	10.1#

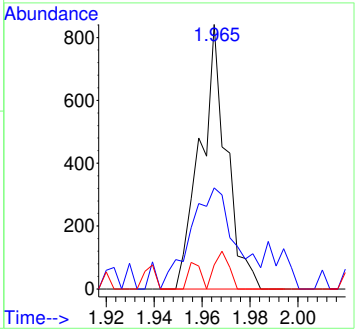

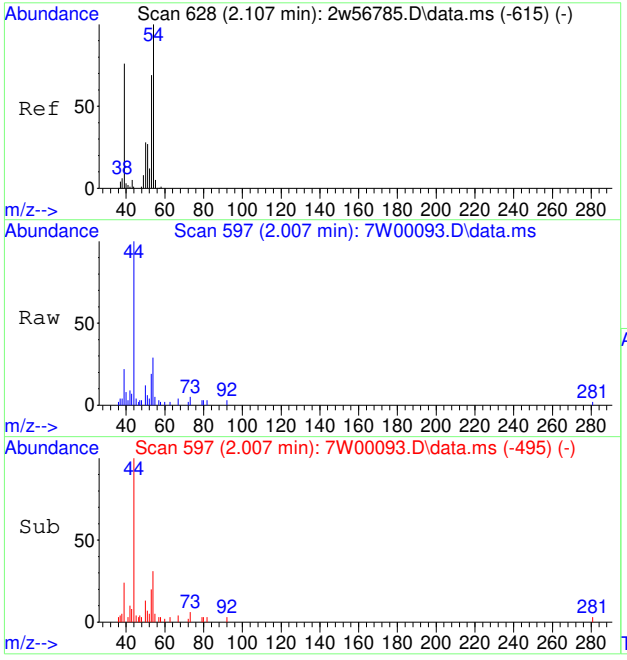

#12
1,3-BUTADIENE
Concen: 0.05 PPBV
RT: 2.007 min Scan# 597
Delta R.T. -0.003 min
Lab File: 7W00093.D
Acq: 30 Nov 2022 11:33 am

Tgt Ion: 54 Resp: 585

Ion	Ratio	Lower	Upper
54	100		
39	230.9	75.6	115.6#
53	0.0	49.8	89.8#

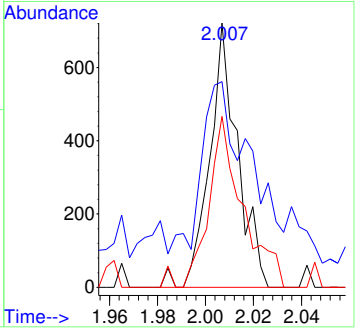

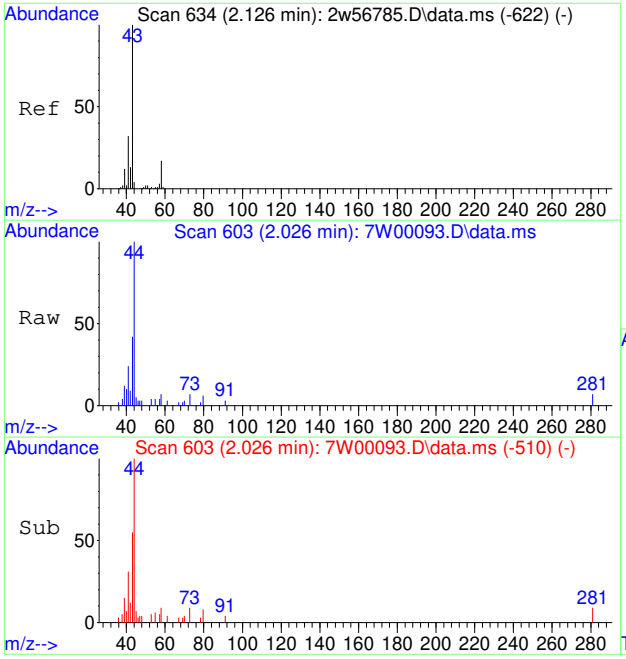

#13
N-BUTANE
Concen: 0.05 PPBV
RT: 2.026 min Scan# 603
Delta R.T. -0.000 min
Lab File: 7W00093.D
Acq: 30 Nov 2022 11:33 am

Tgt Ion: 43 Resp: 1117

Ion	Ratio	Lower	Upper
43	100		
58	0.0	14.2	21.2#
44	0.0	4.2	6.4#

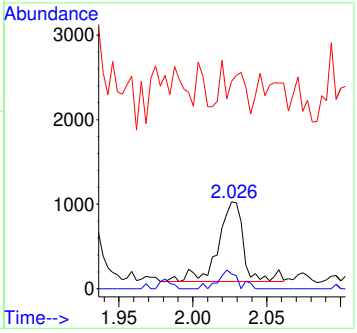

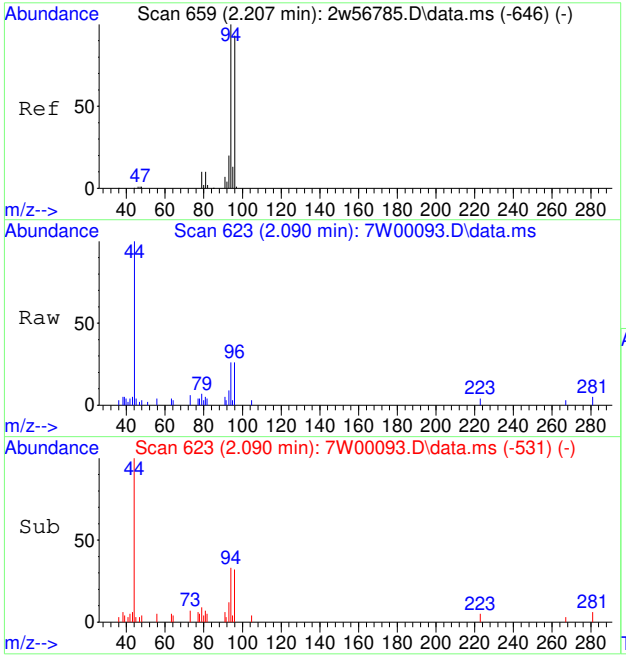

#14
BROMOMETHANE
Concen: 0.06 PPBV
RT: 2.090 min Scan# 623
Delta R.T. -0.003 min
Lab File: 7W00093.D
Acq: 30 Nov 2022 11:33 am

Tgt Ion: 94 Resp: 692

Ion	Ratio	Lower	Upper
94	100		
96	98.4	75.4	113.0
95	0.0	11.0	16.4#

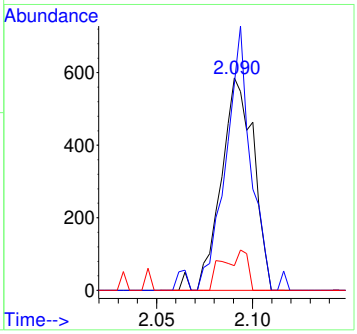

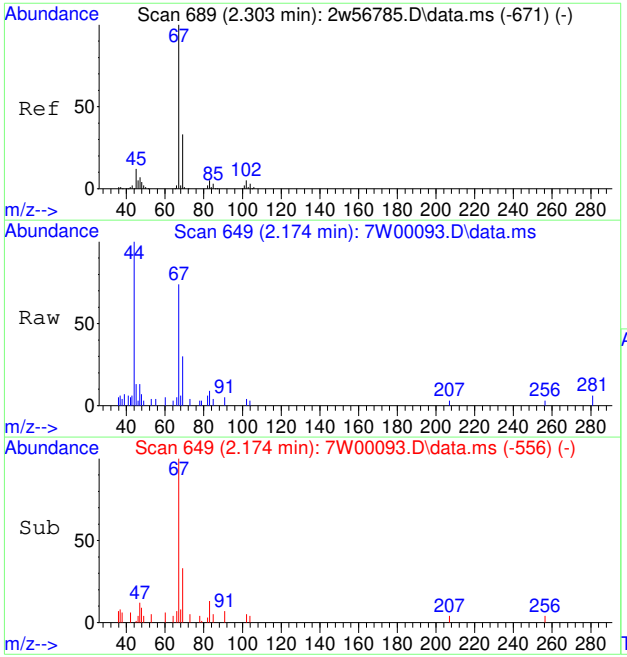

#16
DICHLOROFLUOROMETHANE
Concen: 0.06 PPBV
RT: 2.174 min Scan# 649
Delta R.T. 0.000 min
Lab File: 7W00093.D
Acq: 30 Nov 2022 11:33 am

Tgt Ion: 67 Resp: 1578

Ion	Ratio	Lower	Upper
67	100		
69	43.1	26.1	39.1#
47	0.0	6.2	9.2#

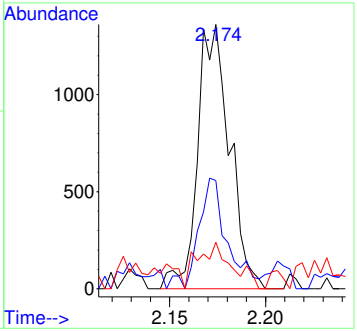

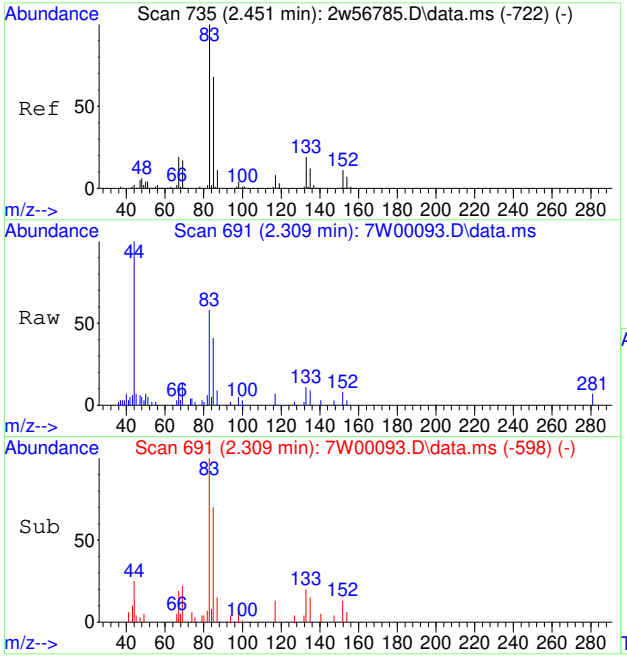

#19
FREON 123
Concen: 0.05 PPBV
RT: 2.309 min Scan# 691
Delta R.T. -0.000 min
Lab File: 7W00093.D
Acq: 30 Nov 2022 11:33 am

Tgt Ion: 83 Resp: 1341

Ion	Ratio	Lower	Upper
83	100		
85	113.4	72.7	109.1#
133	39.0	15.8	23.6#

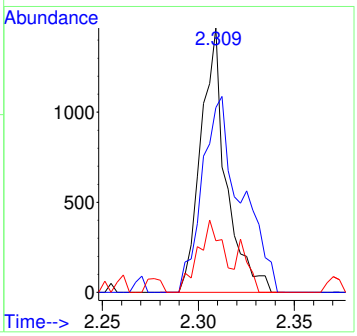

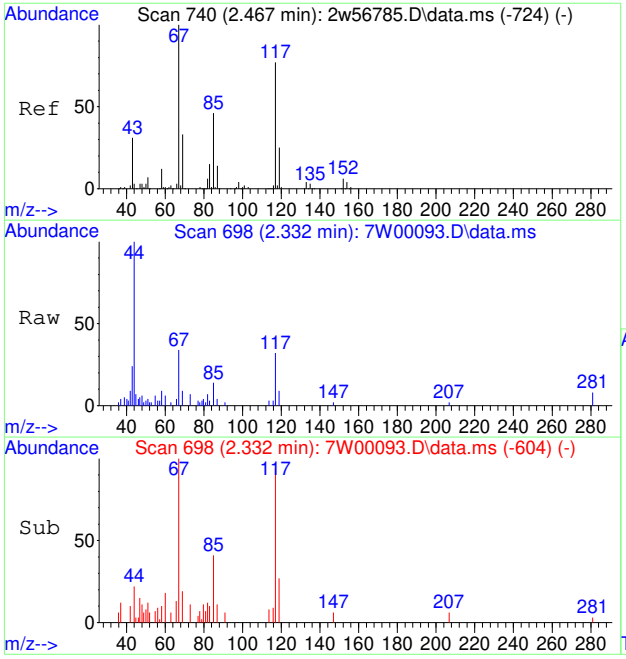

#20
FREON 123A
Concen: 0.06 PPBV
RT: 2.332 min Scan# 698
Delta R.T. 0.003 min
Lab File: 7W00093.D
Acq: 30 Nov 2022 11:33 am

Tgt Ion:117 Resp: 888

Ion	Ratio	Lower	Upper
117	100		
67	155.6	113.3	169.9

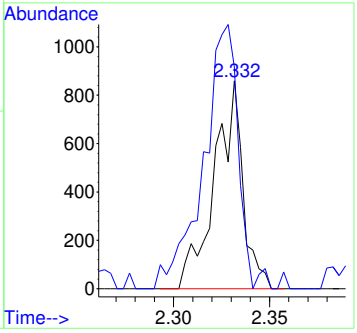

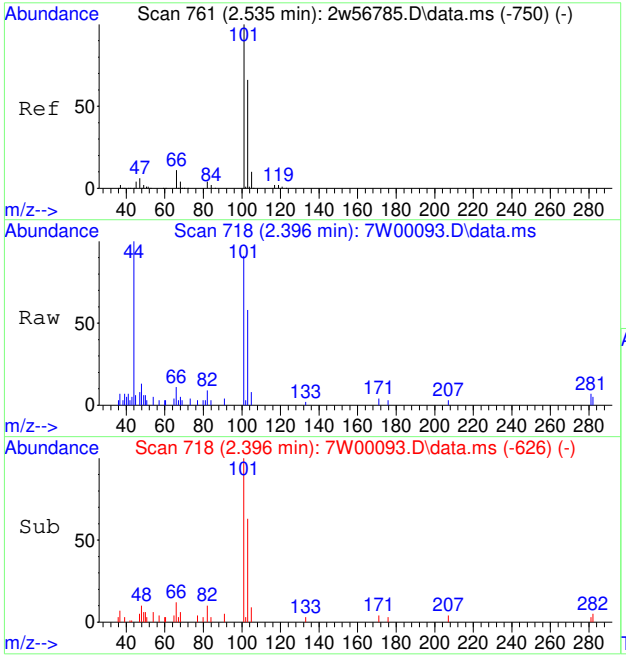

#21
TRICHLOROFLUOROMETHANE
Concen: 0.07 PPBV
RT: 2.396 min Scan# 718
Delta R.T. -0.003 min
Lab File: 7W00093.D
Acq: 30 Nov 2022 11:33 am

Tgt Ion:101 Resp: 2039

Ion	Ratio	Lower	Upper
101	100		
103	62.0	51.8	77.6
105	0.0	8.4	12.6#

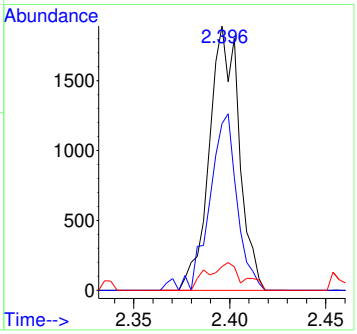

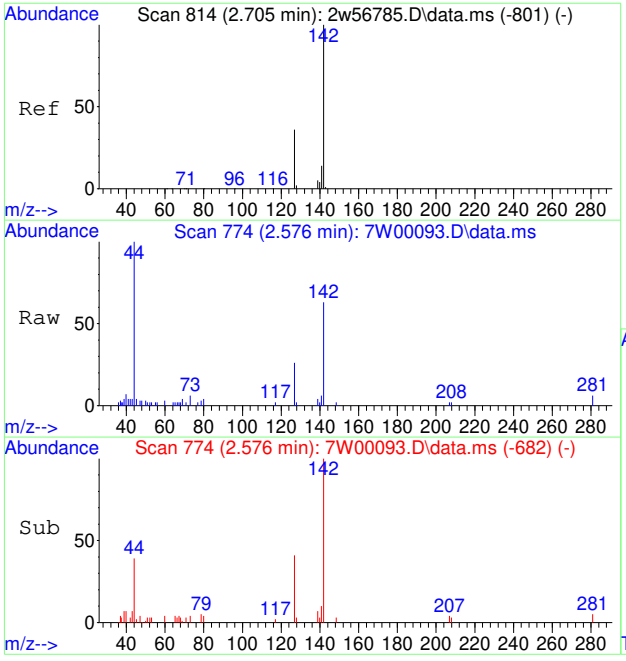

#25
IODOMETHANE
Concen: 0.07 PPBV
RT: 2.576 min Scan# 774
Delta R.T. -0.003 min
Lab File: 7W00093.D
Acq: 30 Nov 2022 11:33 am

Tgt Ion:142 Resp: 1939

Ion	Ratio	Lower	Upper
142	100		
127	45.7	29.1	43.7#

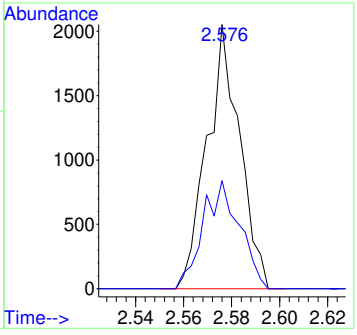

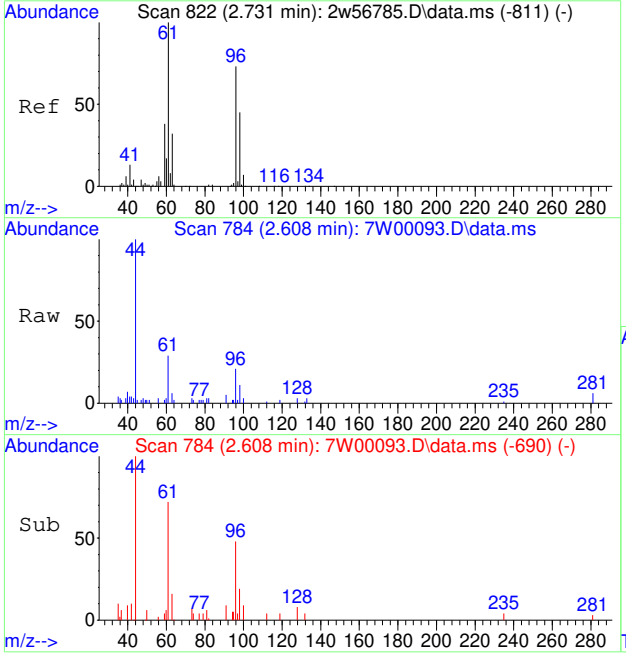

#26
1,1-DICHLOROETHYLENE
Concen: 0.07 PPBV
RT: 2.608 min Scan# 784
Delta R.T. 0.003 min
Lab File: 7W00093.D
Acq: 30 Nov 2022 11:33 am

Tgt Ion: 96 Resp: 818

Ion	Ratio	Lower	Upper
96	100		
61	157.7	109.4	164.2
63	66.0	36.2	54.2#

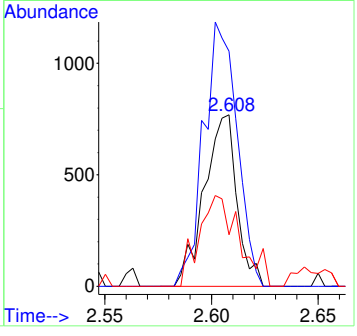

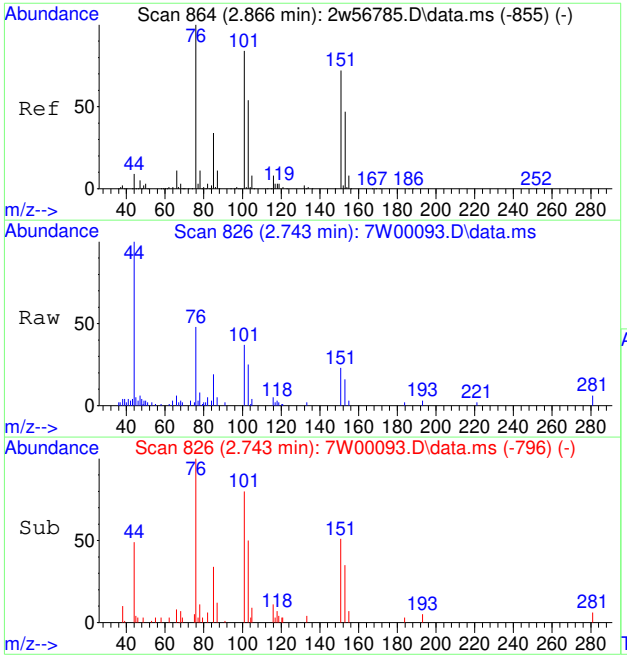

#27
CARBON DISULFIDE
Concen: 0.07 PPBV
RT: 2.743 min Scan# 826
Delta R.T. -0.003 min
Lab File: 7W00093.D
Acq: 30 Nov 2022 11:33 am

Tgt Ion: 76 Resp: 2427

Ion	Ratio	Lower	Upper
76	100		
78	26.8	8.6	13.0#
44	30.8	7.2	10.8#

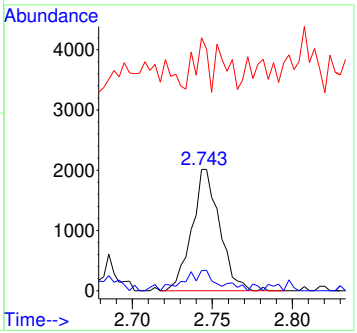

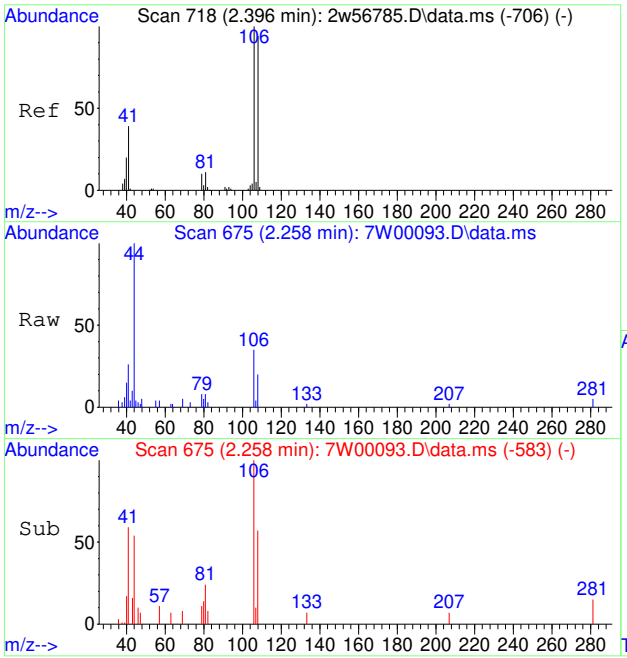

#29
BROMOETHENE
Concen: 0.06 PPBV
RT: 2.258 min Scan# 675
Delta R.T. -0.003 min
Lab File: 7W00093.D
Acq: 30 Nov 2022 11:33 am

Tgt Ion:106 Resp: 688

Ion	Ratio	Lower	Upper
106	100		
108	78.2	75.7	113.5
81	0.0	8.3	12.5#

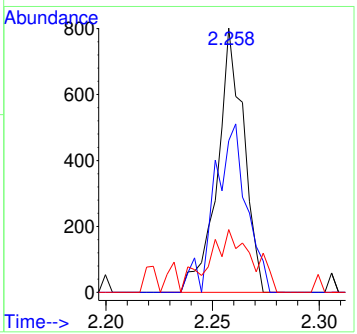

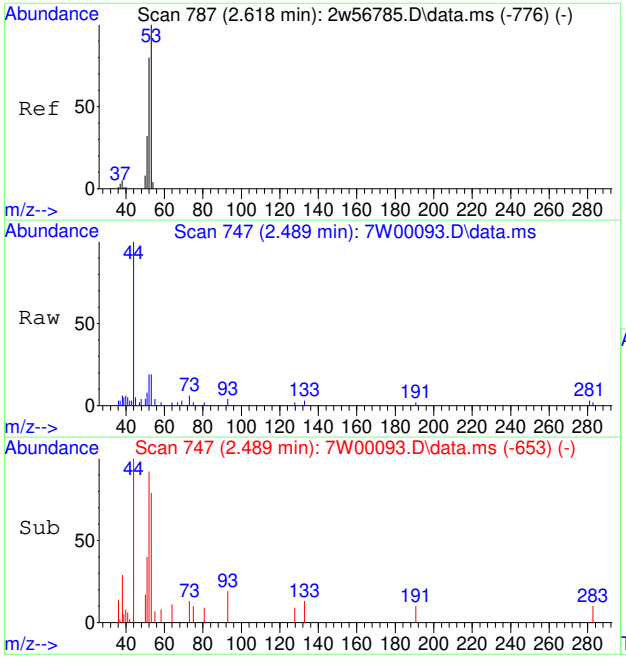

#30
ACRYLONITRILE
Concen: 0.06 PPBV
RT: 2.489 min Scan# 747
Delta R.T. 0.003 min
Lab File: 7W00093.D
Acq: 30 Nov 2022 11:33 am

Tgt Ion: 52 Resp: 554

Ion	Ratio	Lower	Upper
52	100		
53	161.9	102.0	153.0#
51	93.1	34.8	52.2#

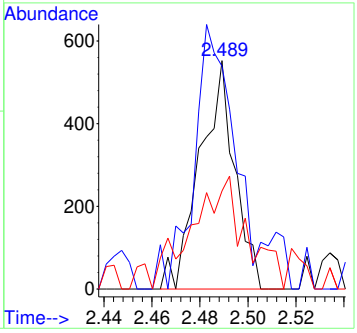

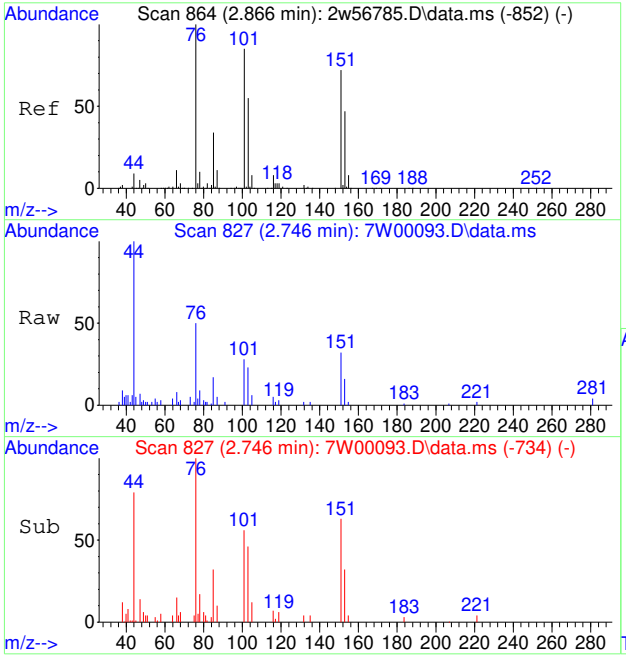

#33
FREON 113
Concen: 0.07 PPBV
RT: 2.746 min Scan# 827
Delta R.T. 0.000 min
Lab File: 7W00093.D
Acq: 30 Nov 2022 11:33 am

Tgt Ion:151 Resp: 1303

Ion	Ratio	Lower	Upper
151	100		
101	125.1	94.8	142.2
103	84.2	61.0	91.4

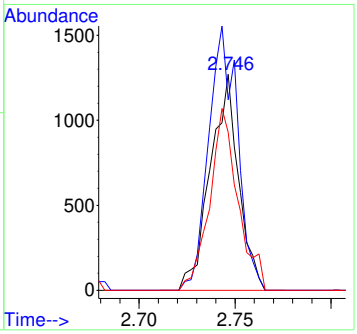

7.7.23

7

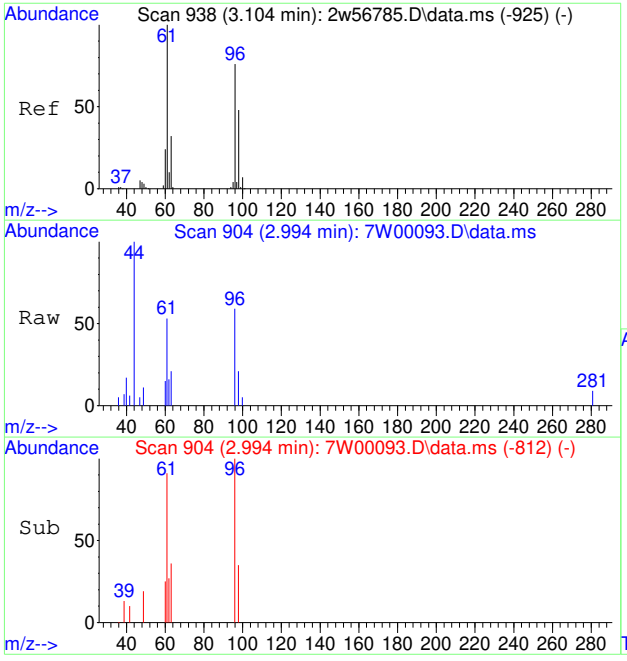

#34
TRANS-1,2-DICHLOROETHENE
Concen: 0.06 PPBV
RT: 2.994 min Scan# 904
Delta R.T. -0.003 min
Lab File: 7W00093.D
Acq: 30 Nov 2022 11:33 am

Tgt Ion: 96 Resp: 622

Ion	Ratio	Lower	Upper
96	100		
61	138.3	104.3	156.5
98	0.0	50.6	76.0#

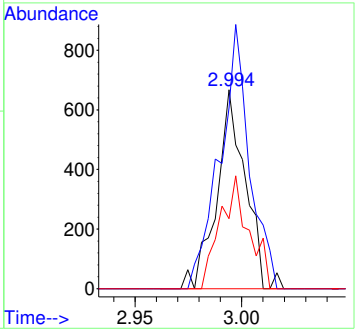

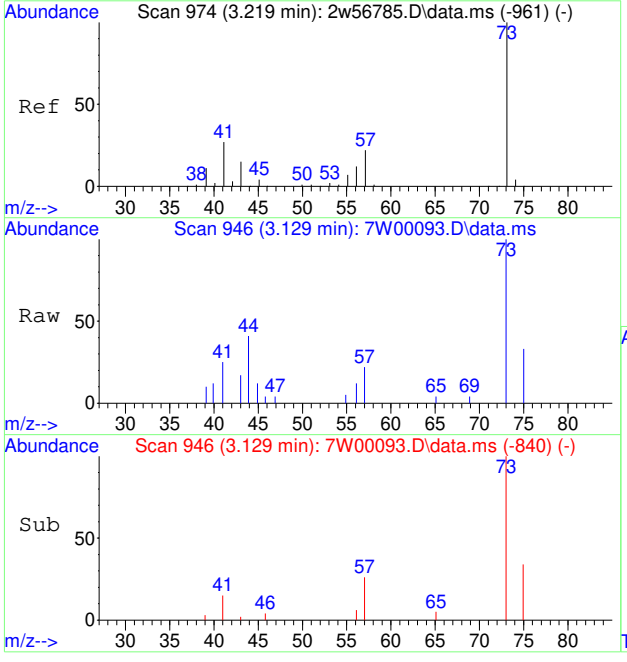

#36
METHYL TERTIARY BUTYL ETHER
Concen: 0.05 PPBV
RT: 3.129 min Scan# 946
Delta R.T. 0.010 min
Lab File: 7W00093.D
Acq: 30 Nov 2022 11:33 am

Tgt Ion: 73 Resp: 1745

Ion	Ratio	Lower	Upper
73	100		
45	0.0	3.2	4.8#

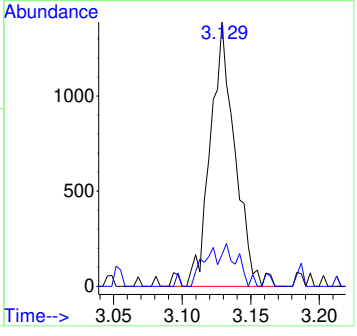

7.7.23

7

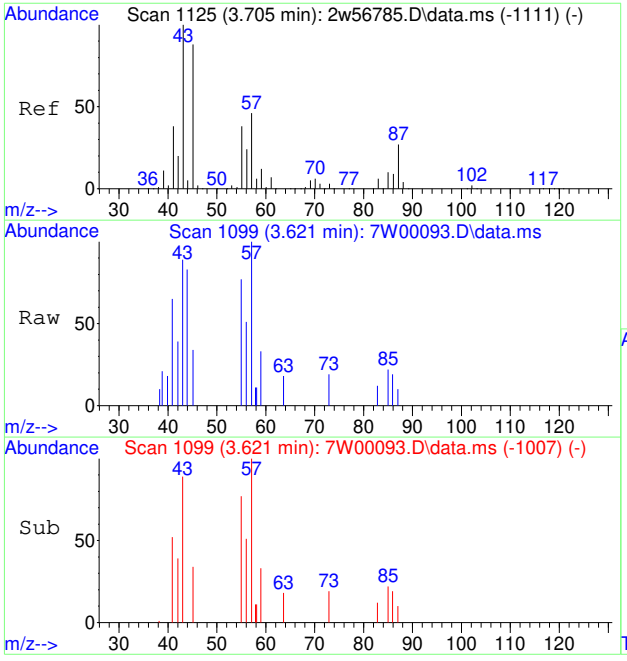

#38
HEXANE
Concen: 0.04 PPBV
RT: 3.621 min Scan# 1099
Delta R.T. -0.003 min
Lab File: 7W00093.D
Acq: 30 Nov 2022 11:33 am

Tgt Ion: 57 Resp: 849

Ion	Ratio	Lower	Upper
57	100		
56	68.1	42.0	63.0#
41	123.8	66.2	99.2#

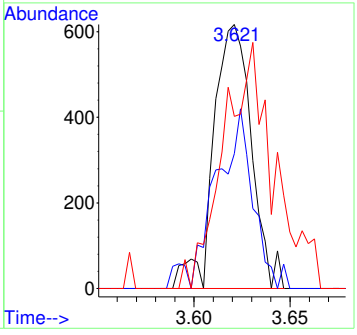

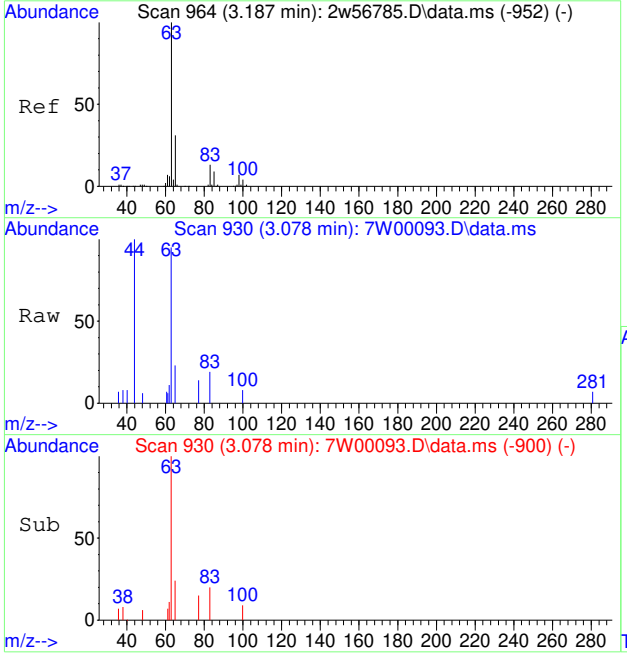

#40
1,1-DICHLOROETHANE
Concen: 0.04 PPBV
RT: 3.078 min Scan# 930
Delta R.T. -0.003 min
Lab File: 7W00093.D
Acq: 30 Nov 2022 11:33 am

Tgt Ion: 63 Resp: 934

Ion	Ratio	Lower	Upper
63	100		
65	0.0	25.3	37.9#
83	0.0	10.6	16.0#

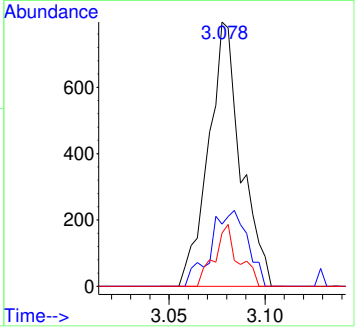

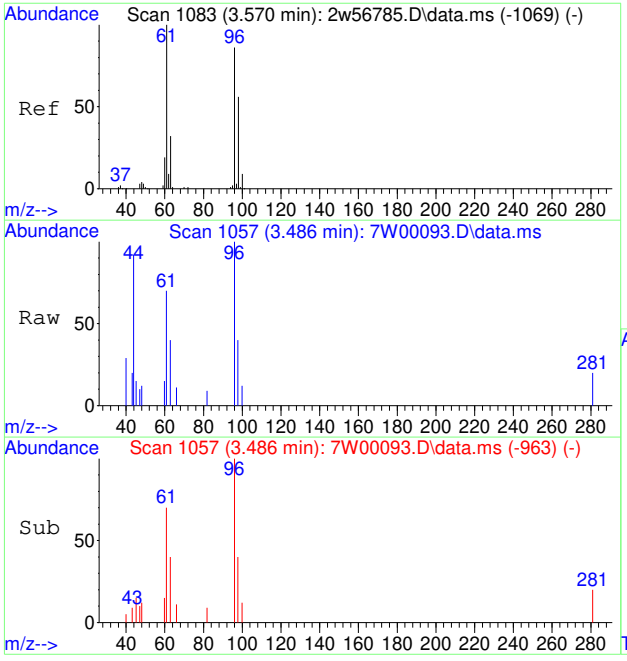

#42
CIS-1,2-DICHLOROETHENE
Concen: 0.06 PPBV
RT: 3.486 min Scan# 1057
Delta R.T. 0.003 min
Lab File: 7W00093.D
Acq: 30 Nov 2022 11:33 am

Tgt Ion: 96 Resp: 642

Ion	Ratio	Lower	Upper
96	100		
98	0.0	51.1	76.7#
61	116.8	93.9	140.9

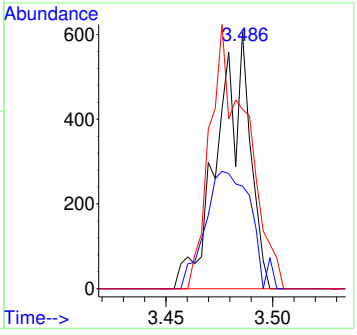

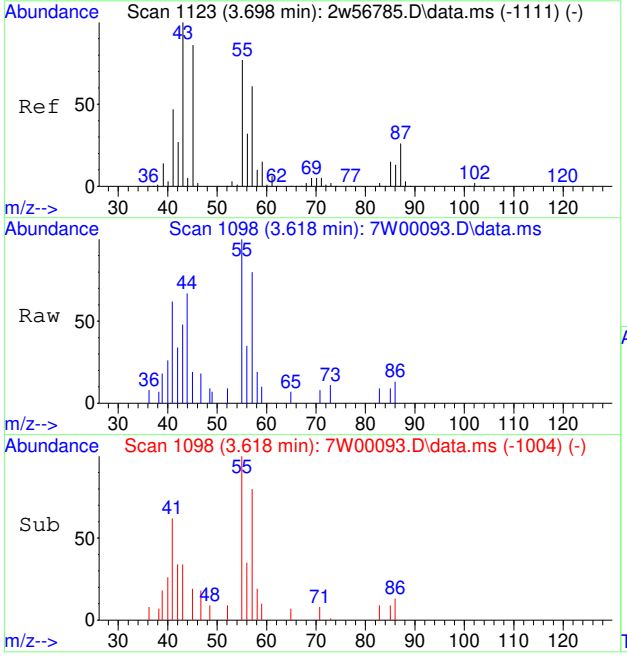

#45
METHYL ACRYLATE
Concen: 0.04 PPBV
RT: 3.618 min Scan# 1098
Delta R.T. 0.003 min
Lab File: 7W00093.D
Acq: 30 Nov 2022 11:33 am

Tgt Ion: 55 Resp: 1034

Ion	Ratio	Lower	Upper
55	100		
85	0.0	0.0	0.0
58	0.0	11.7	17.5#

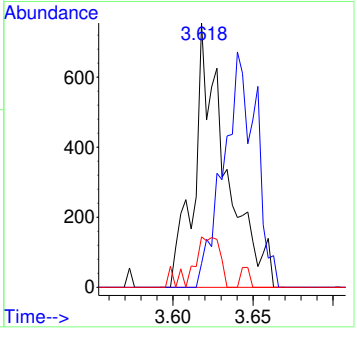

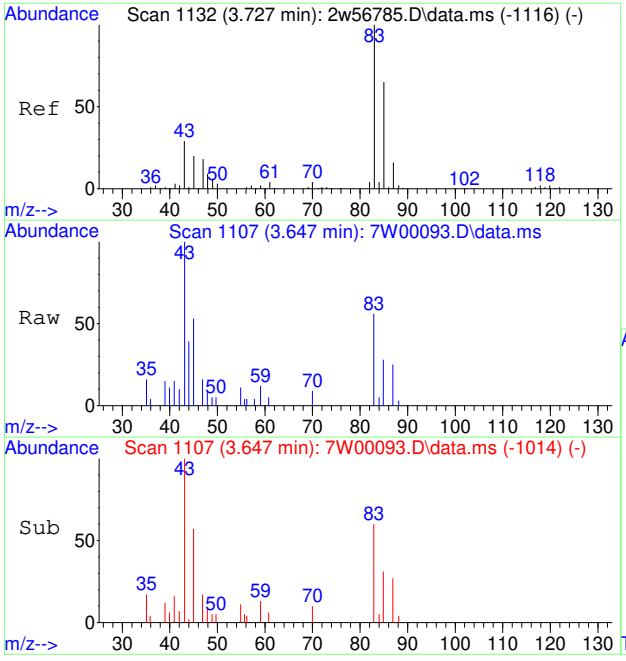

#46
CHLOROFORM
Concen: 0.05 PPBV
RT: 3.647 min Scan# 1107
Delta R.T. -0.000 min
Lab File: 7W00093.D
Acq: 30 Nov 2022 11:33 am

Tgt Ion: 83 Resp: 1205

Ion	Ratio	Lower	Upper
83	100		
85	78.8	64.2	96.4
47	0.0	15.2	22.8#

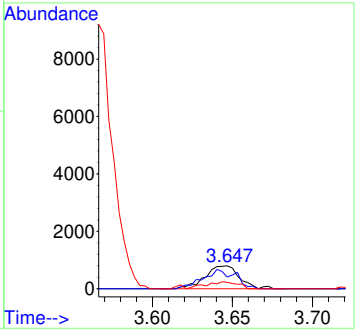

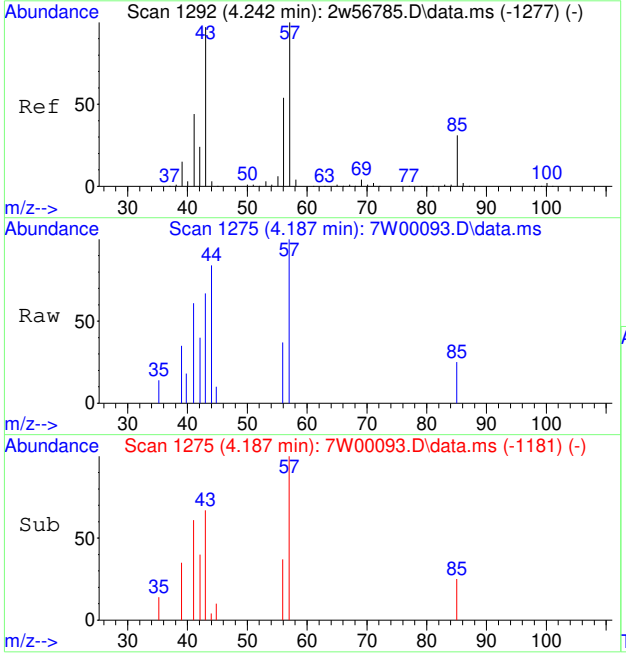

#47
2,4-DIMETHYLPENTANE
Concen: 0.04 PPBV
RT: 4.187 min Scan# 1275
Delta R.T. 0.003 min
Lab File: 7W00093.D
Acq: 30 Nov 2022 11:33 am

Tgt Ion: 57 Resp: 879

Ion	Ratio	Lower	Upper
57	100		
56	67.6	43.9	65.9#
85	0.0	25.0	37.6#

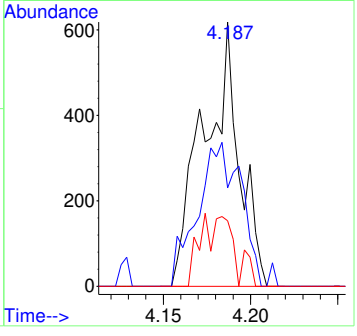

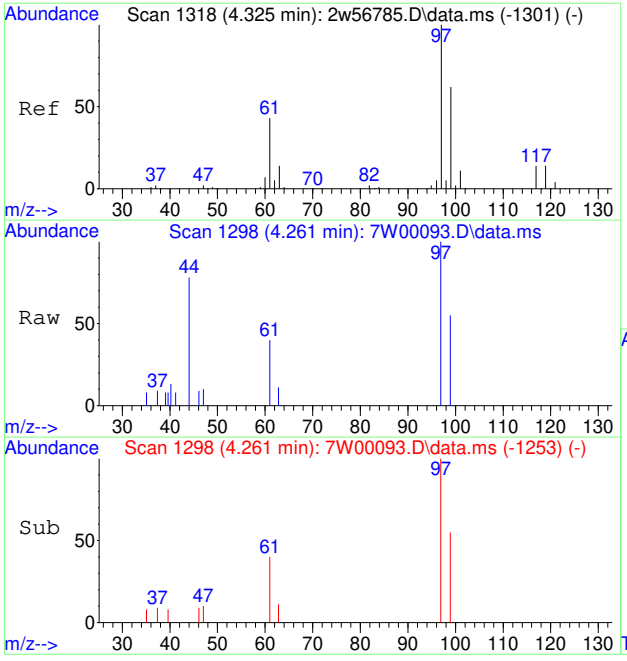

#48
1,1,1-TRICHLOROETHANE
Concen: 0.05 PPBV
RT: 4.261 min Scan# 1298
Delta R.T. -0.006 min
Lab File: 7W00093.D
Acq: 30 Nov 2022 11:33 am

Tgt Ion: 97 Resp: 1146

Ion	Ratio	Lower	Upper
97	100		
99	73.3	50.8	76.2
61	46.0	34.8	52.2

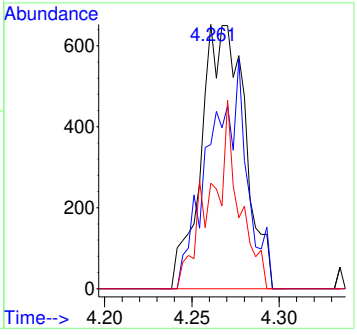

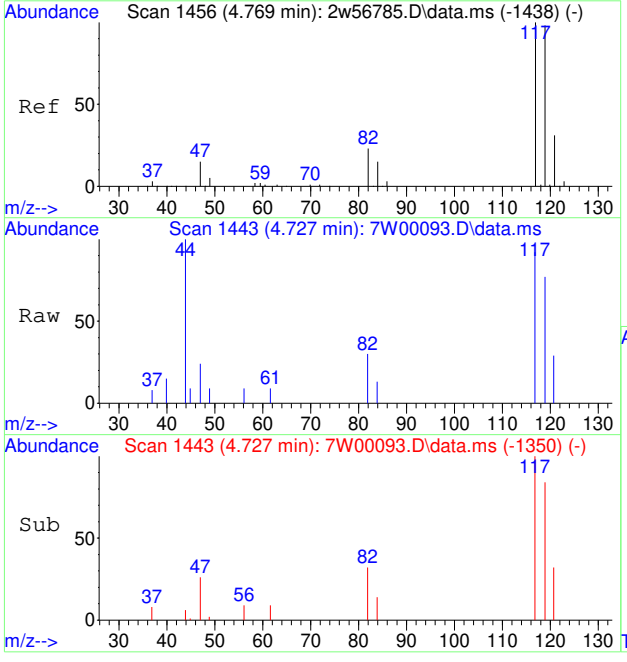

#49
CARBON TETRACHLORIDE
Concen: 0.05 PPBV
RT: 4.727 min Scan# 1443
Delta R.T. 0.000 min
Lab File: 7W00093.D
Acq: 30 Nov 2022 11:33 am

Tgt Ion:117 Resp: 1248

Ion	Ratio	Lower	Upper
117	100		
119	84.6	77.5	116.3
121	0.0	24.9	37.3#

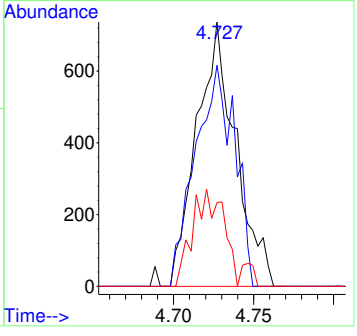

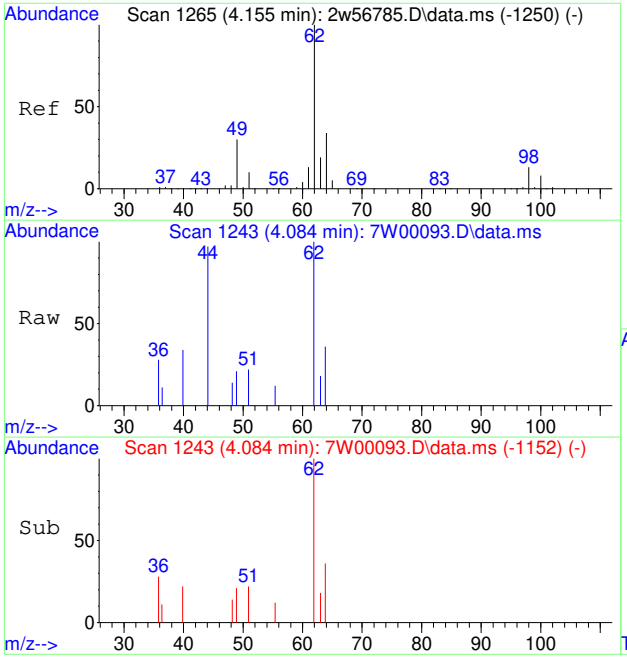

#50
1,2-DICHLOROETHANE
Concen: 0.04 PPBV
RT: 4.084 min Scan# 1243
Delta R.T. -0.006 min
Lab File: 7W00093.D
Acq: 30 Nov 2022 11:33 am

Tgt Ion: 62 Resp: 701

Ion	Ratio	Lower	Upper
62	100		
64	0.0	26.6	40.0#
98	0.0	10.1	15.1#

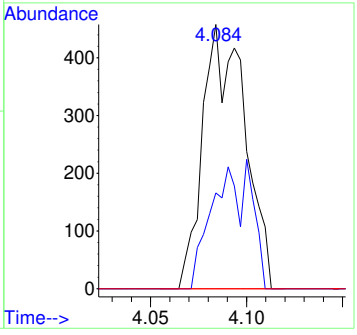

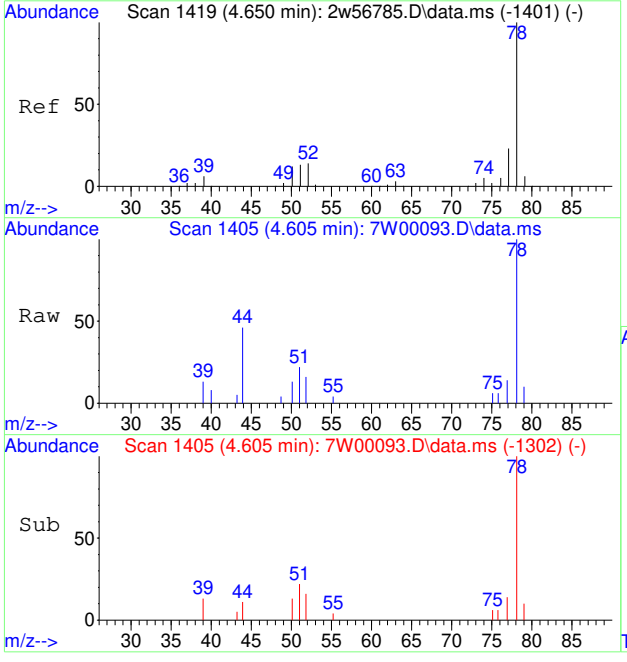

#51
BENZENE
Concen: 0.06 PPBV
RT: 4.605 min Scan# 1405
Delta R.T. 0.000 min
Lab File: 7W00093.D
Acq: 30 Nov 2022 11:33 am

Tgt Ion: 78 Resp: 1991

Ion	Ratio	Lower	Upper
78	100		
52	0.0	0.0	34.0
51	0.0	0.0	33.5

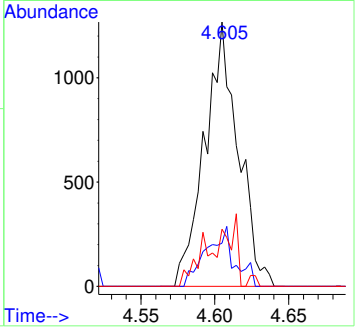

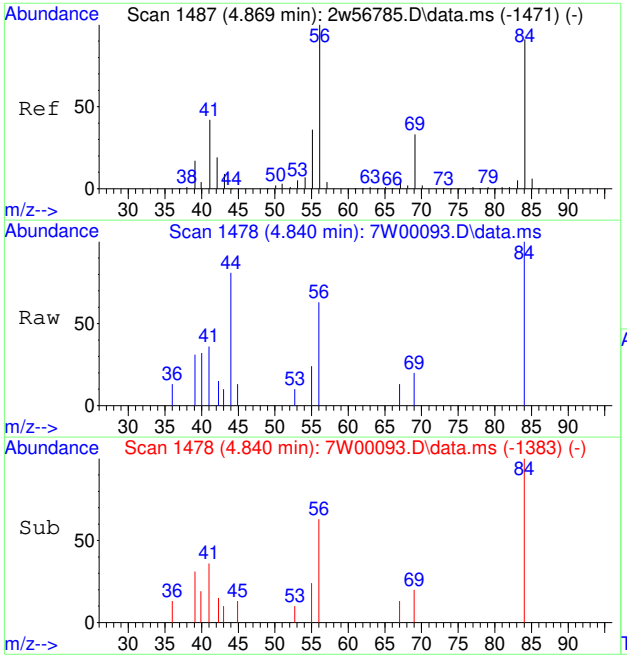

#53
CYCLOHEXANE
Concen: 0.06 PPBV
RT: 4.840 min Scan# 1478
Delta R.T. 0.006 min
Lab File: 7W00093.D
Acq: 30 Nov 2022 11:33 am

Tgt Ion: 84 Resp: 735

Ion	Ratio	Lower	Upper
84	100		
69	0.0	28.2	42.2#
56	113.7	88.1	132.1

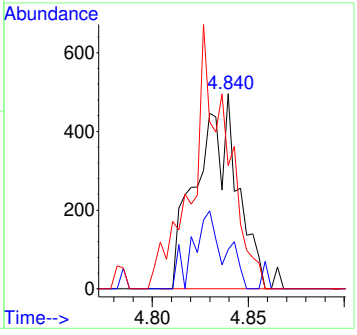

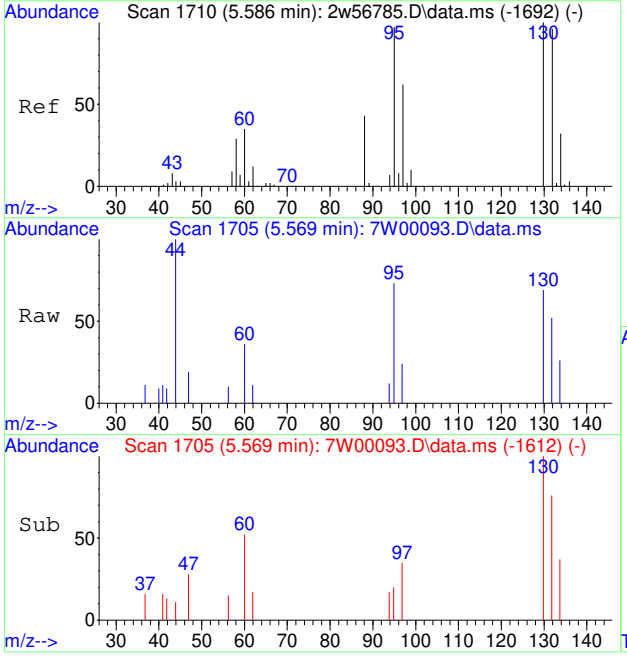

#55
TRICHLOROETHENE
Concen: 0.04 PPBV
RT: 5.569 min Scan# 1705
Delta R.T. -0.000 min
Lab File: 7W00093.D
Acq: 30 Nov 2022 11:33 am

Tgt Ion: 95 Resp: 697

Ion	Ratio	Lower	Upper
95	100		
130	128.6	83.2	124.8#
132	101.4	79.8	119.6
97	0.0	51.3	76.9#

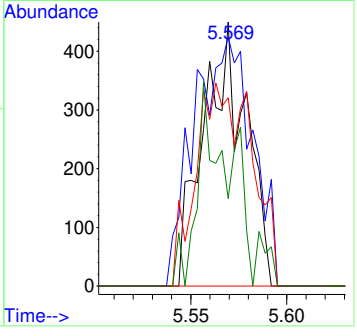

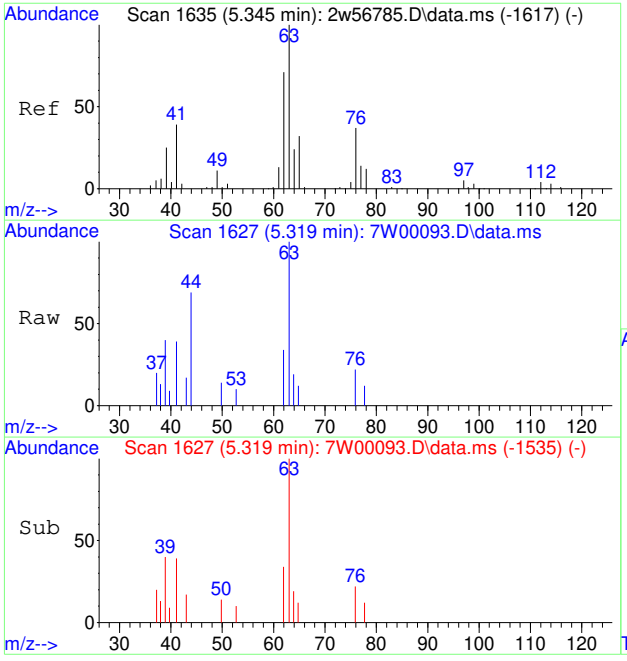

#56
1,2-DICHLOROPROPANE
Concen: 0.06 PPBV
RT: 5.319 min Scan# 1627
Delta R.T. -0.003 min
Lab File: 7W00093.D
Acq: 30 Nov 2022 11:33 am

Tgt Ion: 63 Resp: 724

Ion	Ratio	Lower	Upper
63	100		
65	0.0	25.0	37.6#
76	0.0	29.3	43.9#

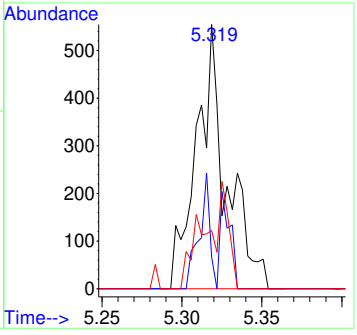

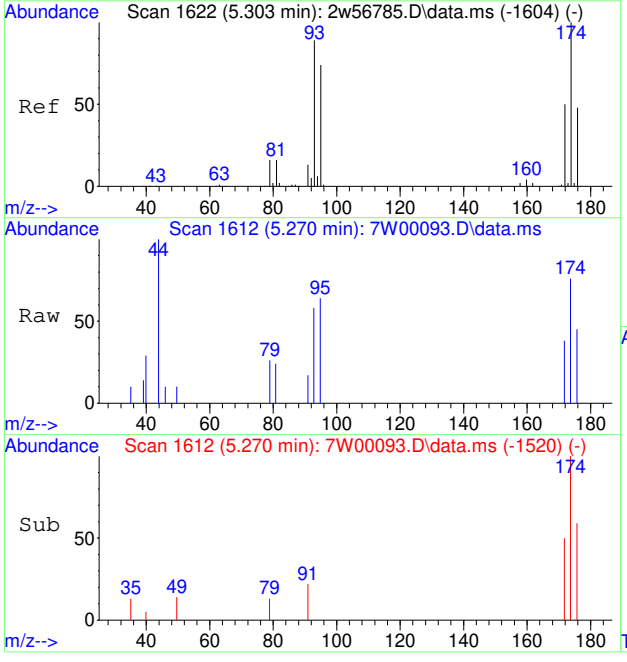

#57
DIBROMOMETHANE
Concen: 0.06 PPBV
RT: 5.270 min Scan# 1612
Delta R.T. -0.003 min
Lab File: 7W00093.D
Acq: 30 Nov 2022 11:33 am

Tgt Ion:174 Resp: 842

Ion	Ratio	Lower	Upper
174	100		
93	111.4	71.9	107.9#
95	93.3	60.4	90.6#
172	0.0	41.0	61.6#

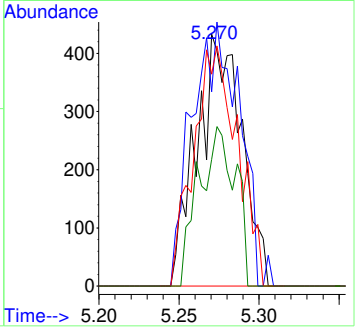

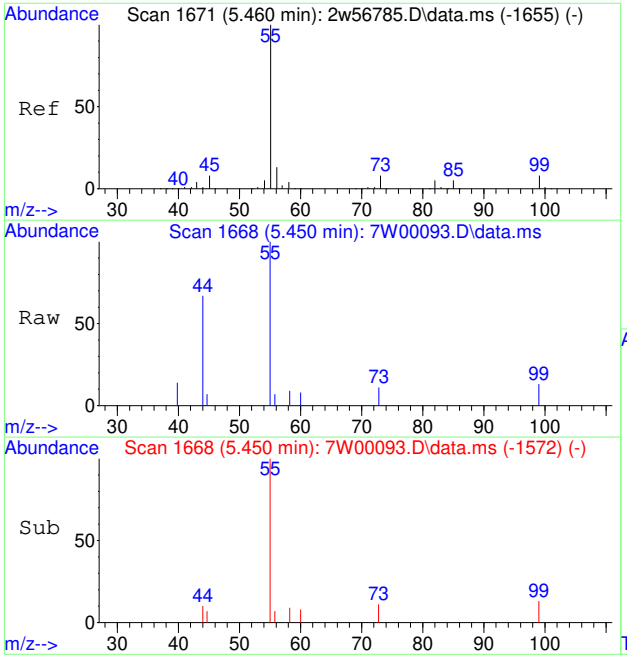

#58
ETHYL ACRYLATE
Concen: 0.05 PPBV
RT: 5.450 min Scan# 1668
Delta R.T. 0.010 min
Lab File: 7W00093.D
Acq: 30 Nov 2022 11:33 am

Tgt Ion: 55 Resp: 1266

Ion	Ratio	Lower	Upper
55	100		
56	0.0	10.0	15.0#
45	0.0	6.8	10.2#
99	0.0	6.6	9.8#

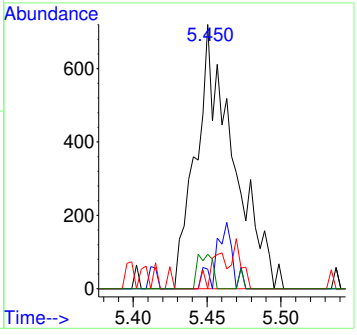

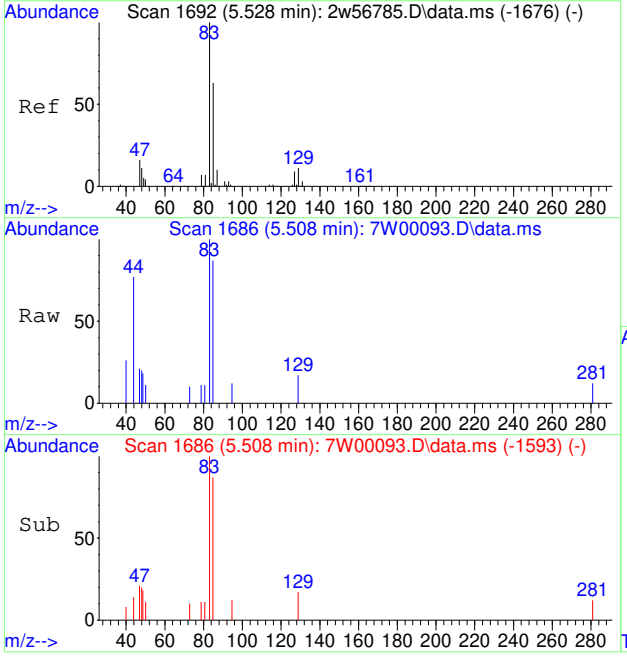

#59
BROMODICHLOROMETHANE
Concen: 0.05 PPBV
RT: 5.508 min Scan# 1686
Delta R.T. 0.000 min
Lab File: 7W00093.D
Acq: 30 Nov 2022 11:33 am

Tgt Ion: 83 Resp: 1079

Ion	Ratio	Lower	Upper
83	100		
85	70.1	51.8	77.8

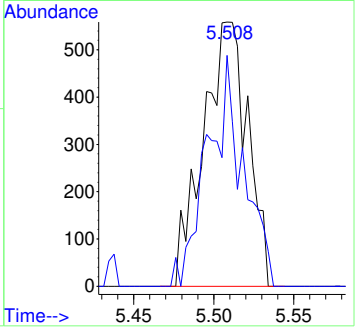

7.7.23

7

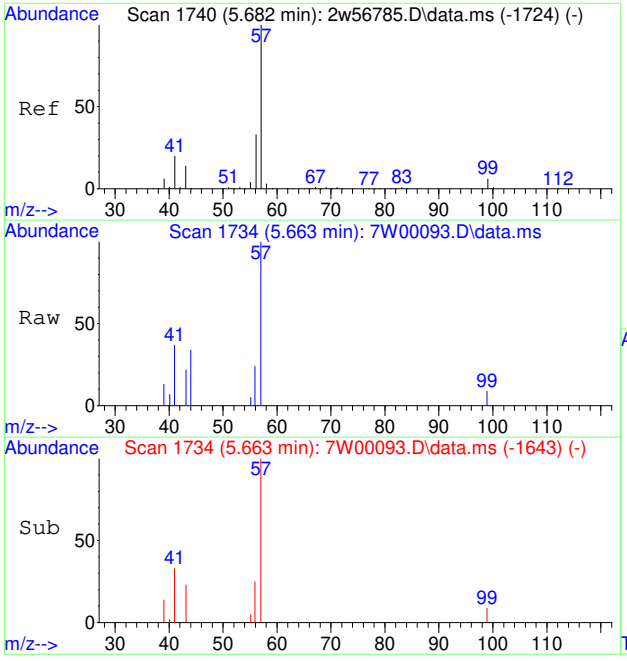

#60
2,2,4-TRIMETHYLPENTANE
Concen: 0.05 PPBV
RT: 5.663 min Scan# 1734
Delta R.T. -0.006 min
Lab File: 7W00093.D
Acq: 30 Nov 2022 11:33 am

Tgt Ion: 57 Resp: 2645

Ion	Ratio	Lower	Upper
57	100		
56	32.6	26.3	39.5
99	0.0	5.0	7.6#

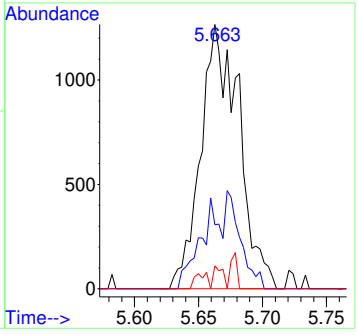

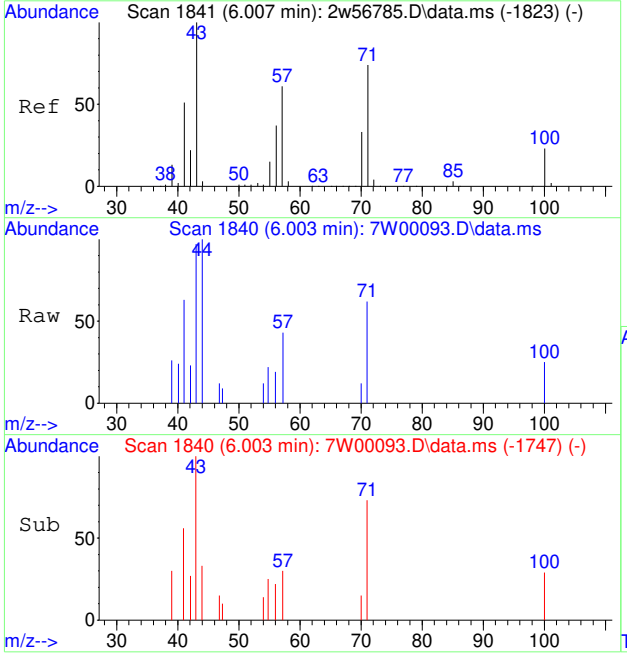

#62
HEPTANE
Concen: 0.06 PPBV
RT: 6.003 min Scan# 1840
Delta R.T. -0.000 min
Lab File: 7W00093.D
Acq: 30 Nov 2022 11:33 am

Tgt Ion: 43 Resp: 1126

Ion	Ratio	Lower	Upper
43	100		
71	54.0	60.6	90.8#
57	0.0	50.2	75.4#

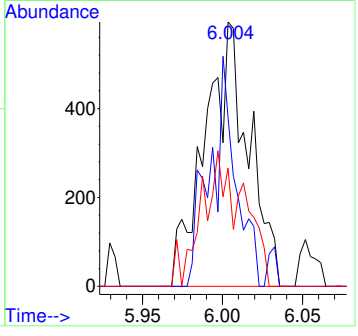

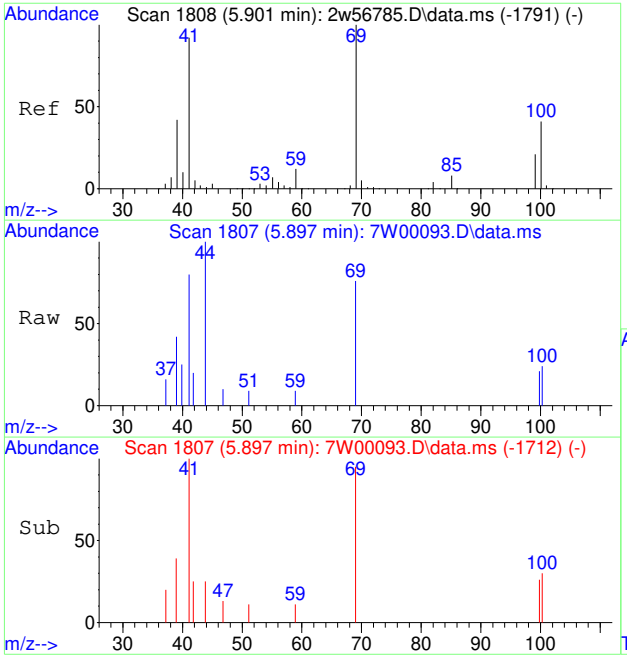

#63
METHYL METHACRYLATE
Concen: 0.05 PPBV
RT: 5.897 min Scan# 1807
Delta R.T. 0.006 min
Lab File: 7W00093.D
Acq: 30 Nov 2022 11:33 am

Tgt Ion: 69 Resp: 594

Ion	Ratio	Lower	Upper
69	100		
41	144.4	74.2	111.4#
100	0.0	32.2	48.4#

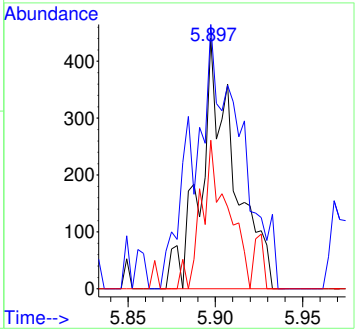

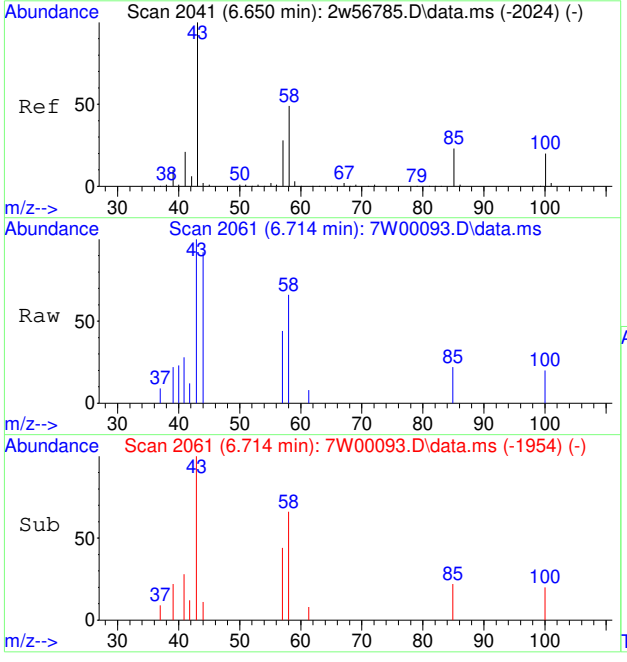

#64
METHYL ISOBUTYL KETONE
Concen: 0.06 PPBV
RT: 6.714 min Scan# 2061
Delta R.T. 0.045 min
Lab File: 7W00093.D
Acq: 30 Nov 2022 11:33 am

Tgt Ion: 58 Resp: 688

Ion	Ratio	Lower	Upper
58	100		
43	237.5	168.2	252.4
100	0.0	33.6	50.4#
85	0.0	36.7	55.1#

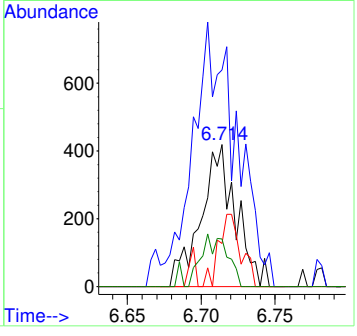

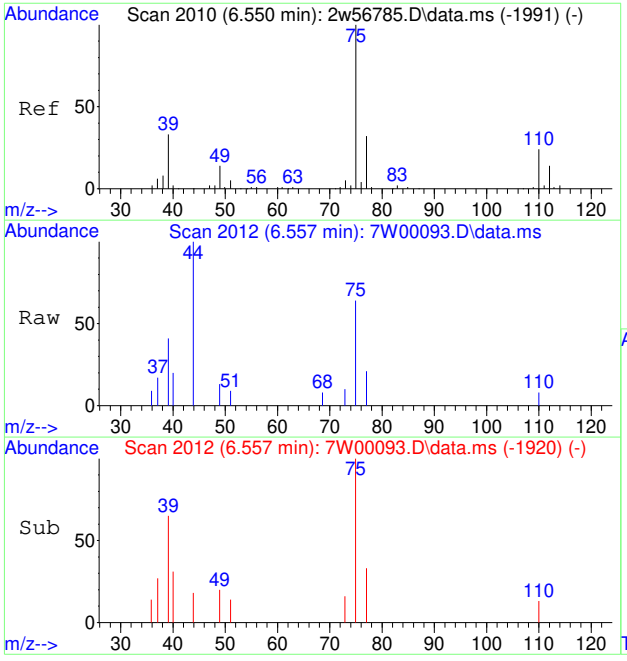

#65
CIS-1,3-DICHLOROPROPENE
Concen: 0.05 PPBV
RT: 6.557 min Scan# 2012
Delta R.T. -0.003 min
Lab File: 7W00093.D
Acq: 30 Nov 2022 11:33 am

Tgt Ion: 75 Resp: 909

Ion	Ratio	Lower	Upper
75	100		
77	0.0	25.5	38.3#
39	65.5	26.2	39.4#

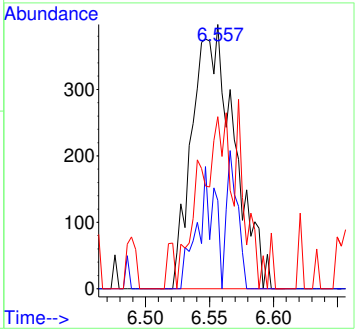

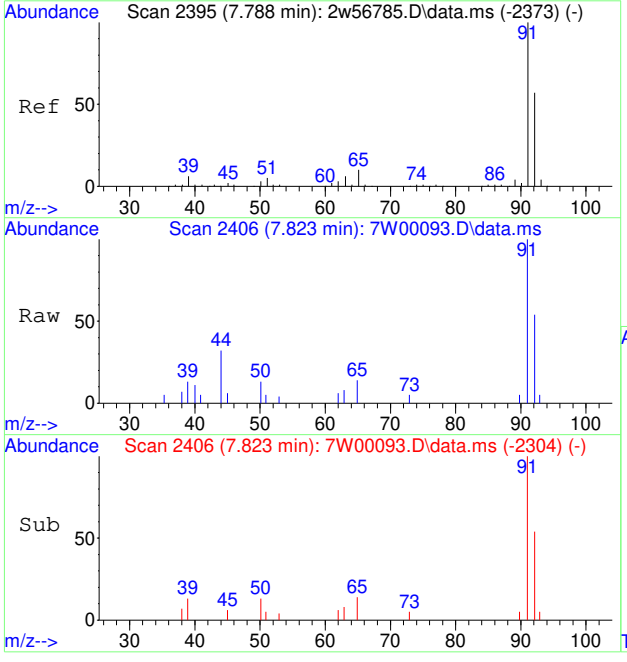

#66
TOLUENE
Concen: 0.07 PPBV
RT: 7.823 min Scan# 2406
Delta R.T. -0.003 min
Lab File: 7W00093.D
Acq: 30 Nov 2022 11:33 am

Tgt Ion: 91 Resp: 2823

Ion	Ratio	Lower	Upper
91	100		
92	56.7	38.9	78.9

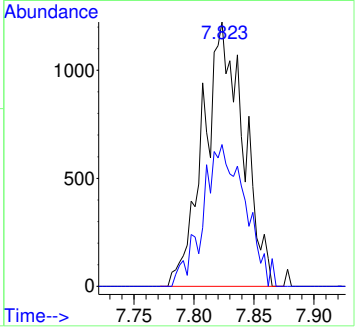

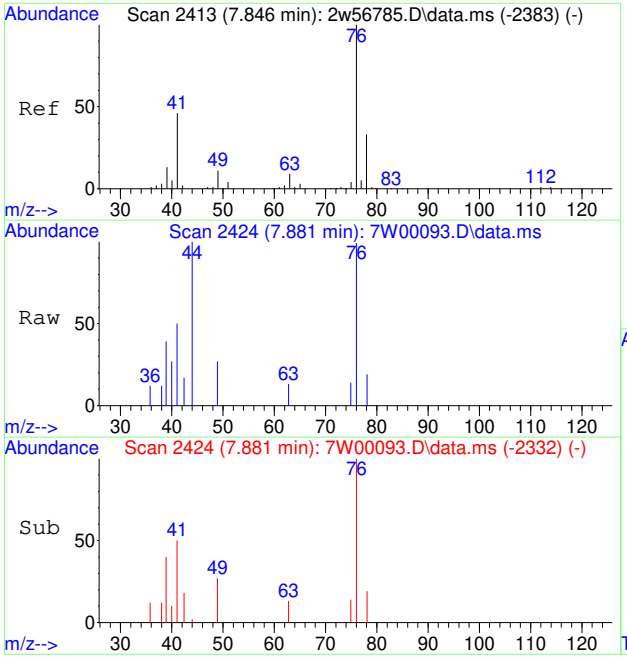

#67
1,3-DICHLOROPROPANE
Concen: 0.05 PPBV
RT: 7.881 min Scan# 2424
Delta R.T. -0.003 min
Lab File: 7W00093.D
Acq: 30 Nov 2022 11:33 am

Tgt Ion: 76 Resp: 949

Ion	Ratio	Lower	Upper
76	100		
78	0.0	26.0	39.0#
63	0.0	7.5	11.3#

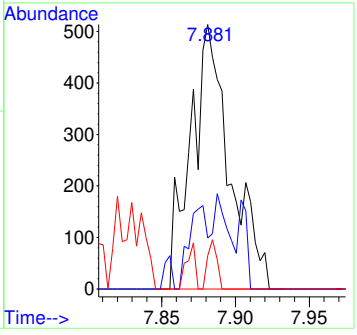

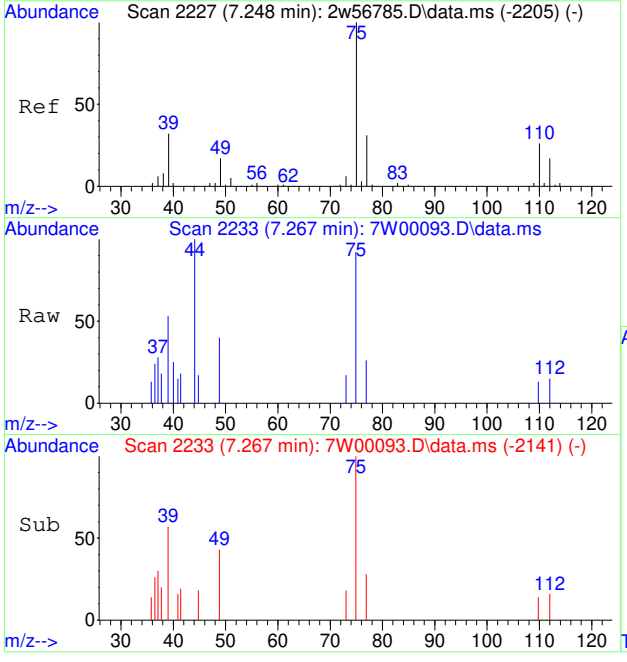

#68
TRANS-1,3-DICHLOROPROPENE
Concen: 0.05 PPBV
RT: 7.267 min Scan# 2233
Delta R.T. -0.003 min
Lab File: 7W00093.D
Acq: 30 Nov 2022 11:33 am

Tgt Ion: 75 Resp: 743

Ion	Ratio	Lower	Upper
75	100		
77	0.0	25.8	38.6#
39	73.2	26.2	39.4#

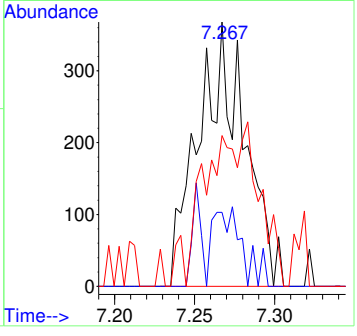

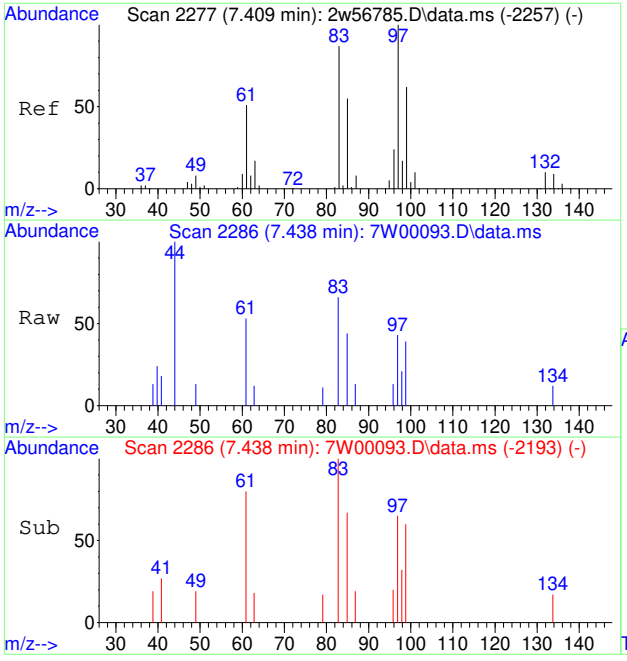

#69
1,1,2-TRICHLOROETHANE
Concen: 0.05 PPBV
RT: 7.438 min Scan# 2286
Delta R.T. 0.000 min
Lab File: 7W00093.D
Acq: 30 Nov 2022 11:33 am

Tgt Ion: 83 Resp: 605

Ion	Ratio	Lower	Upper
83	100		
97	112.2	93.1	139.7
85	0.0	51.0	76.6#

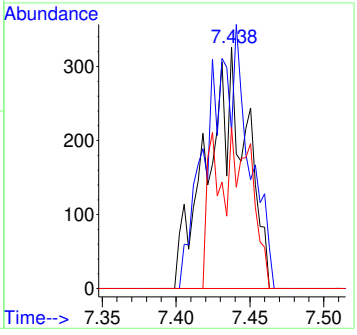

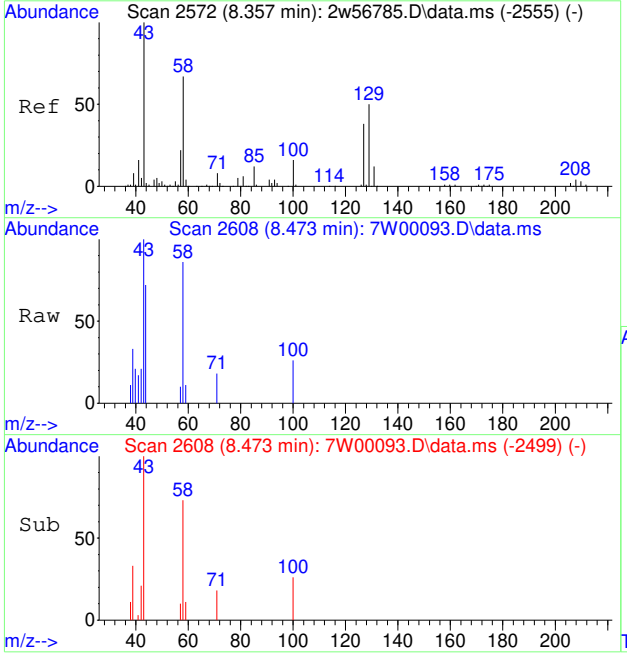

#70
2-HEXANONE
Concen: 0.07 PPBV
RT: 8.473 min Scan# 2608
Delta R.T. 0.051 min
Lab File: 7W00093.D
Acq: 30 Nov 2022 11:33 am

Tgt Ion: 58 Resp: 943

Ion	Ratio	Lower	Upper
58	100		
43	166.9	120.6	181.0
100	0.0	19.3	28.9#

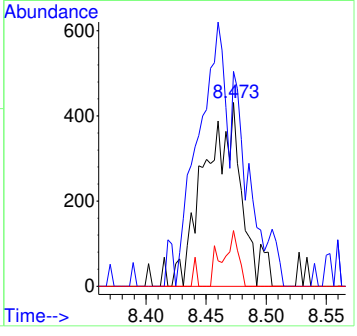

7.7.23

7

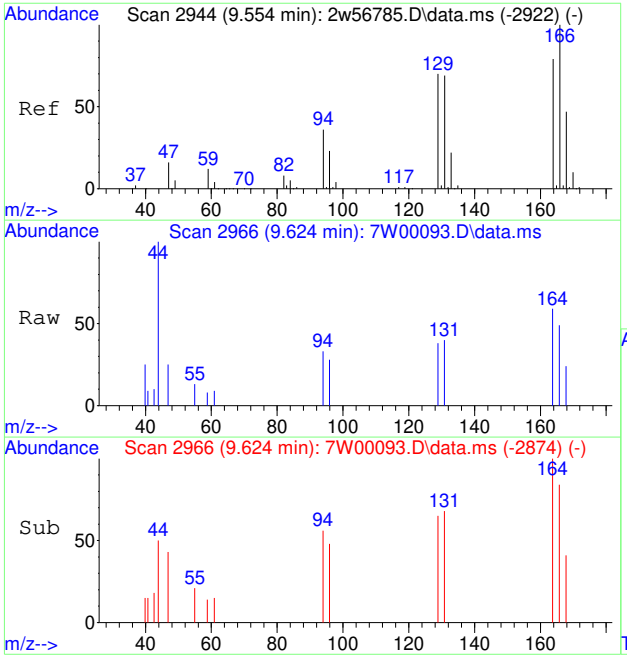

#72
TETRACHLOROETHENE
Concen: 0.04 PPBV
RT: 9.624 min Scan# 2966
Delta R.T. -0.003 min
Lab File: 7W00093.D
Acq: 30 Nov 2022 11:33 am

Tgt Ion:164 Resp: 698

Ion	Ratio	Lower	Upper
164	100		
129	97.7	72.0	108.0
168	0.0	48.6	72.8#
131	115.6	69.0	103.6#

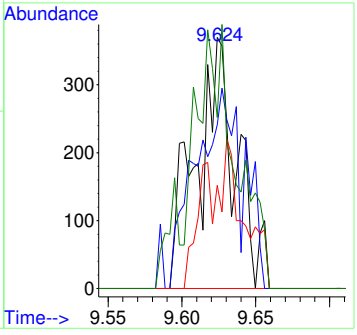

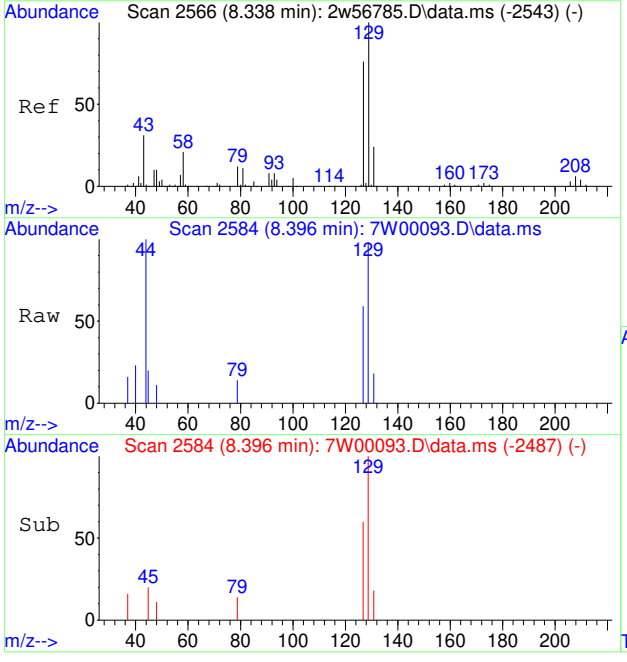

#73
DIBROMOCHLOROMETHANE
Concen: 0.04 PPBV
RT: 8.396 min Scan# 2584
Delta R.T. 0.013 min
Lab File: 7W00093.D
Acq: 30 Nov 2022 11:33 am

Tgt Ion:129 Resp: 972

Ion	Ratio	Lower	Upper
129	100		
127	0.0	61.4	92.0#
131	0.0	19.3	28.9#

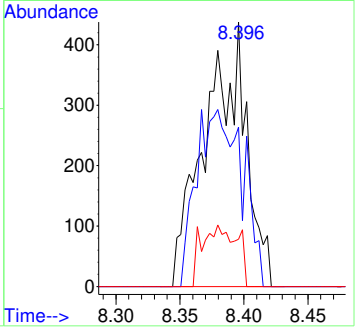

7.7.23

7

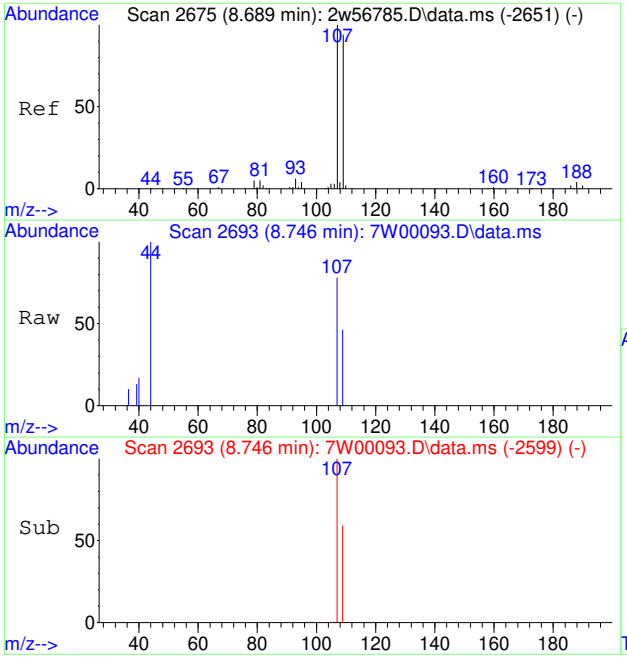

#74
1,2-DIBROMOETHANE
Concen: 0.05 PPBV
RT: 8.746 min Scan# 2693
Delta R.T. 0.003 min
Lab File: 7W00093.D
Acq: 30 Nov 2022 11:33 am

Tgt Ion:107 Resp: 980

Ion	Ratio	Lower	Upper
107	100		
109	111.8	75.8	113.6
188	0.0	3.1	4.7#

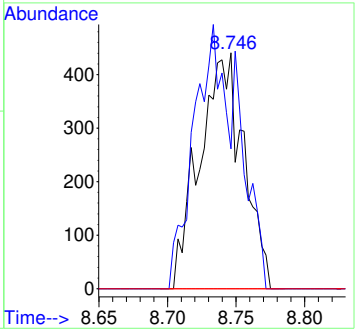

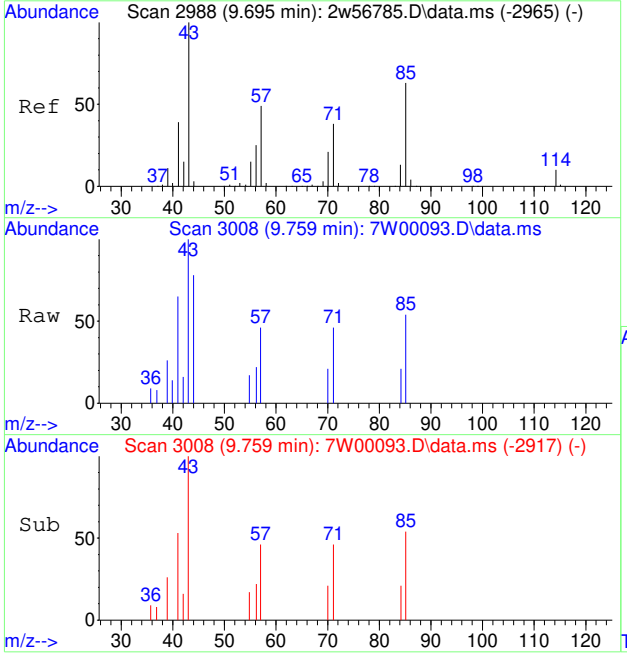

#75
OCTANE
Concen: 0.05 PPBV
RT: 9.759 min Scan# 3008
Delta R.T. -0.006 min
Lab File: 7W00093.D
Acq: 30 Nov 2022 11:33 am

Tgt Ion: 43 Resp: 1434

Ion	Ratio	Lower	Upper
43	100		
85	0.0	49.8	74.8#
57	46.2	38.8	58.2

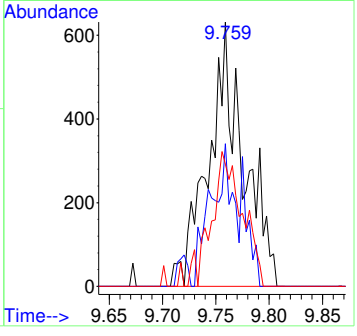

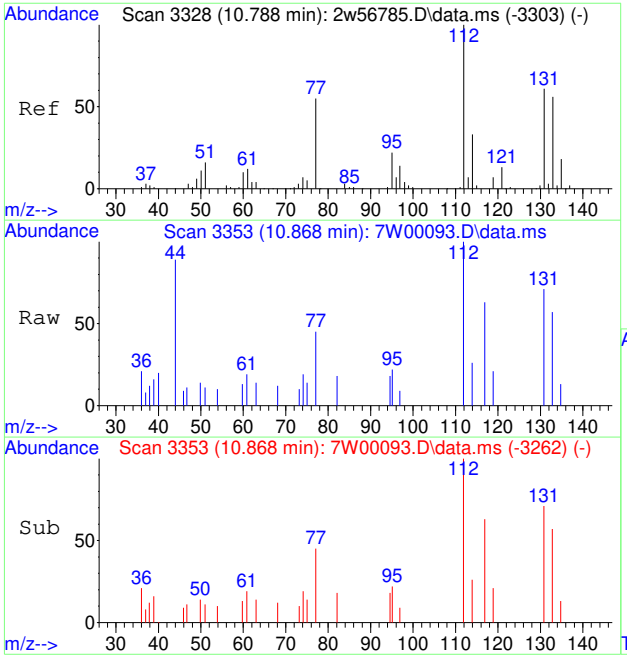

#77
1,1,1,2-TETRACHLOROETHANE
Concen: 0.05 PPBV
RT: 10.868 min Scan# 3353
Delta R.T. -0.006 min
Lab File: 7W00093.D
Acq: 30 Nov 2022 11:33 am

Tgt Ion:131 Resp: 886

Ion	Ratio	Lower	Upper
131	100		
95	0.0	28.6	43.0#

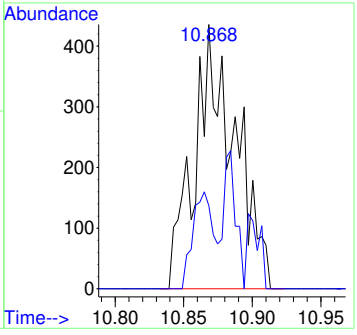

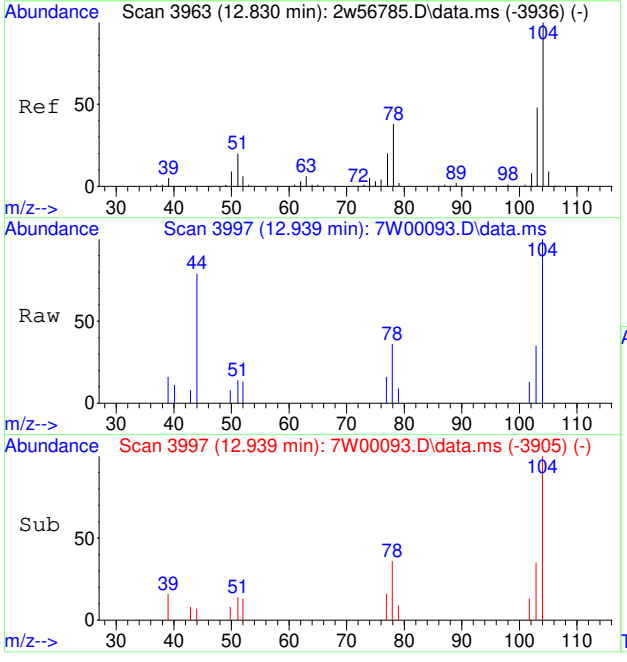

#82
STYRENE
Concen: 0.05 PPBV
RT: 12.939 min Scan# 3997
Delta R.T. -0.003 min
Lab File: 7W00093.D
Acq: 30 Nov 2022 11:33 am

Tgt Ion:104 Resp: 1526

Ion	Ratio	Lower	Upper
104	100		
78	43.9	30.7	46.1
103	52.0	37.8	56.6

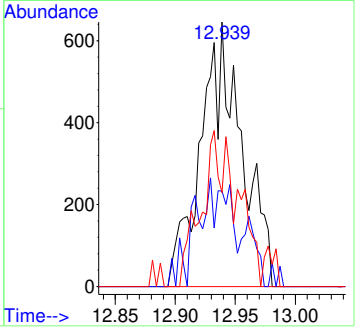

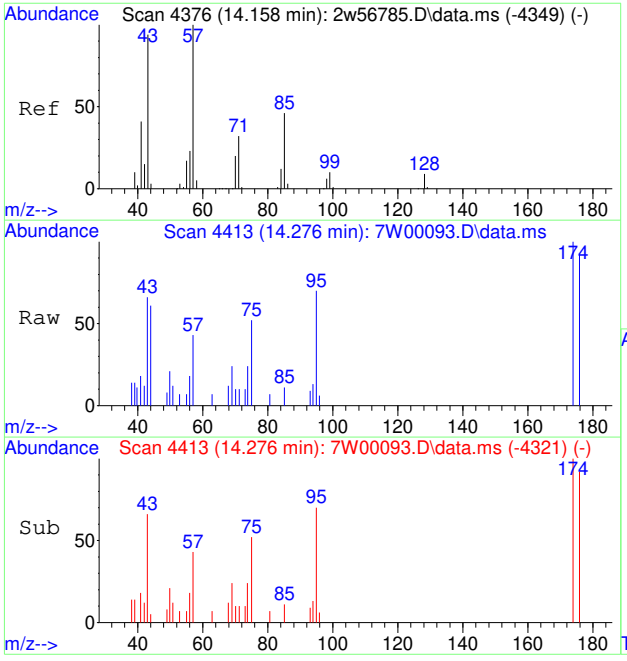

#83
NONANE
Concen: 0.06 PPBV
RT: 14.276 min Scan# 4413
Delta R.T. -0.003 min
Lab File: 7W00093.D
Acq: 30 Nov 2022 11:33 am

Tgt Ion: 43 Resp: 1572

Ion	Ratio	Lower	Upper
43	100		
85	0.0	37.8	56.6#
57	0.0	87.0	130.4#

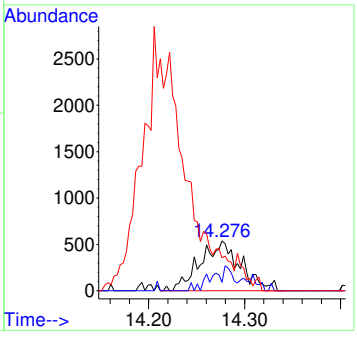

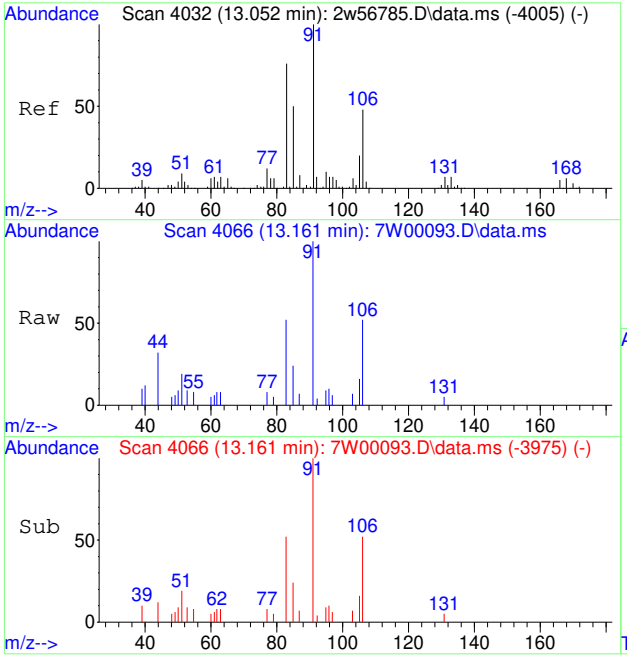

#85
1,1,2,2-TETRACHLOROETHANE
Concen: 0.05 PPBV
RT: 13.161 min Scan# 4066
Delta R.T. -0.006 min
Lab File: 7W00093.D
Acq: 30 Nov 2022 11:33 am

Tgt Ion: 83 Resp: 1382

Ion	Ratio	Lower	Upper
83	100		
85	71.8	51.6	77.4
131	0.0	7.8	11.8#

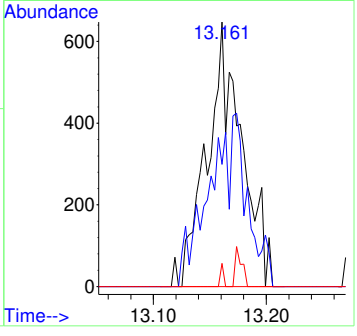

7.7.23

7

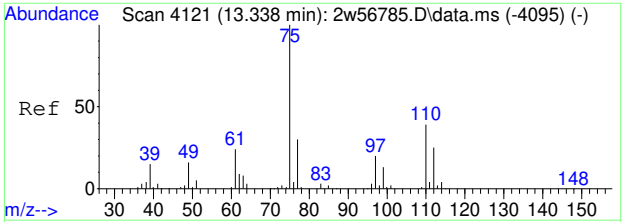

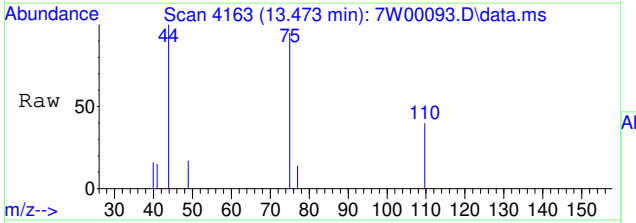

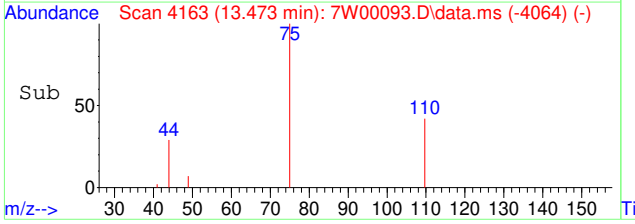

#86
1,2,3-TRICHLOROPROPANE
Concen: 0.06 PPBV
RT: 13.473 min Scan# 4163
Delta R.T. 0.019 min
Lab File: 7W00093.D
Acq: 30 Nov 2022 11:33 am

Tgt Ion: 75 Resp: 1186

Ion	Ratio	Lower	Upper
75	100		
100	0.0	0.4	0.6#

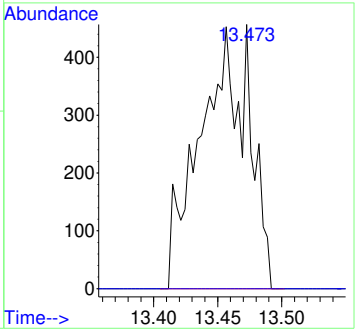

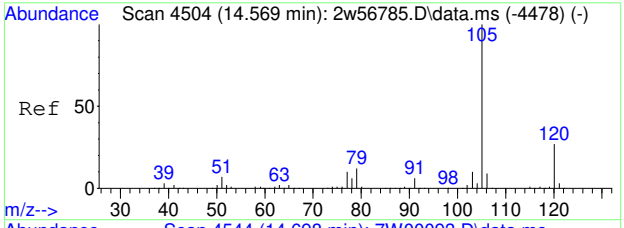

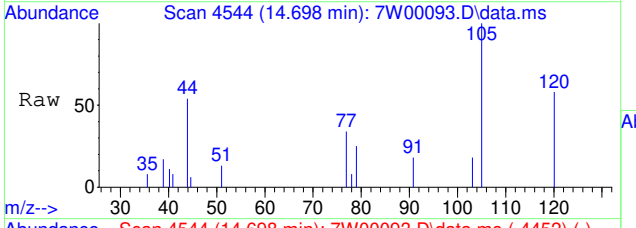

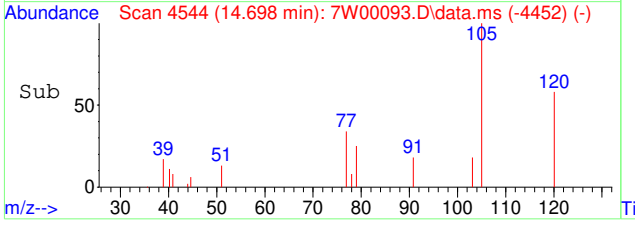

#88
ISOPROPYLBENZENE
Concen: 0.06 PPBV
RT: 14.698 min Scan# 4544
Delta R.T. -0.003 min
Lab File: 7W00093.D
Acq: 30 Nov 2022 11:33 am

Tgt Ion:120 Resp: 913

Ion	Ratio	Lower	Upper
120	100		
77	57.7	41.6	62.4

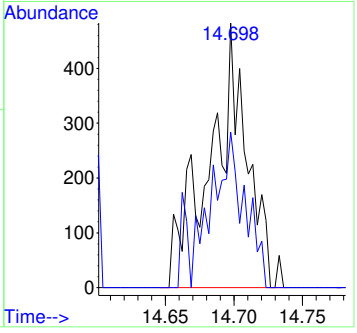

7.7.23

7

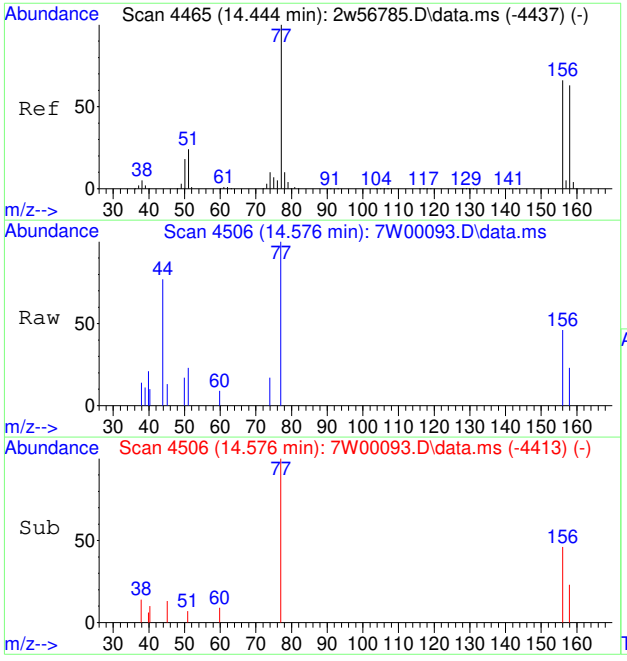

#89
BROMOBENZENE
Concen: 0.05 PPBV
RT: 14.576 min Scan# 4506
Delta R.T. -0.000 min
Lab File: 7W00093.D
Acq: 30 Nov 2022 11:33 am

Tgt Ion: 77 Resp: 1438

Ion	Ratio	Lower	Upper
77	100		
156	60.2	53.7	80.5
158	53.5	52.2	78.2

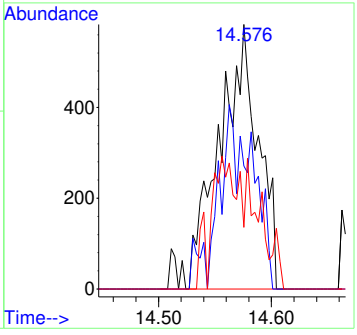

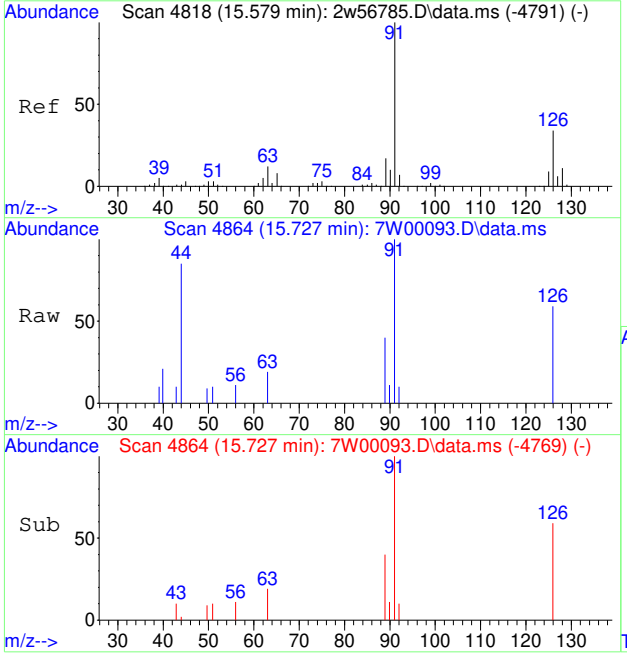

#90
2-CHLOROTOLUENE
Concen: 0.05 PPBV
RT: 15.727 min Scan# 4864
Delta R.T. 0.006 min
Lab File: 7W00093.D
Acq: 30 Nov 2022 11:33 am

Tgt Ion:126 Resp: 608

Ion	Ratio	Lower	Upper
126	100		
128	0.0	26.1	39.1#

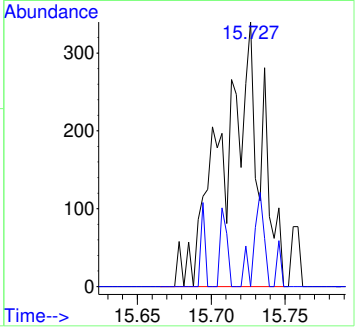

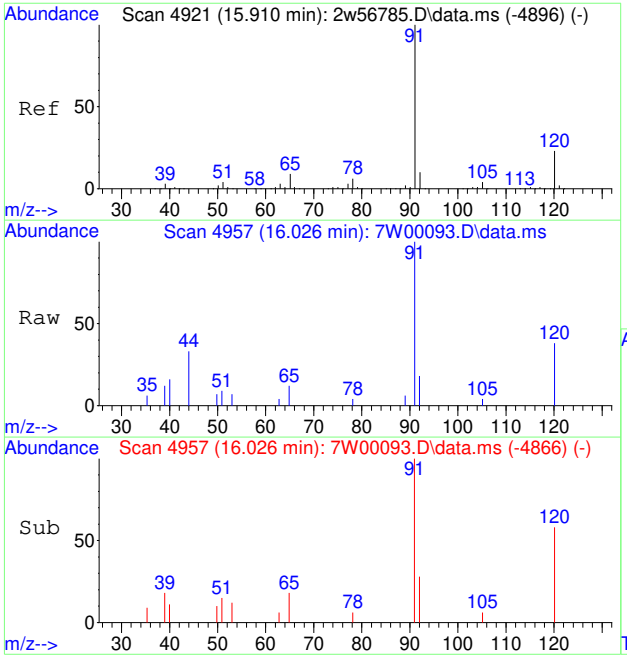

#91
N-PROPYLBENZENE
Concen: 0.05 PPBV
RT: 16.026 min Scan# 4957
Delta R.T. -0.006 min
Lab File: 7W00093.D
Acq: 30 Nov 2022 11:33 am

Tgt Ion:120 Resp: 747

Ion	Ratio	Lower	Upper
120	100		
105	0.0	13.0	19.4#

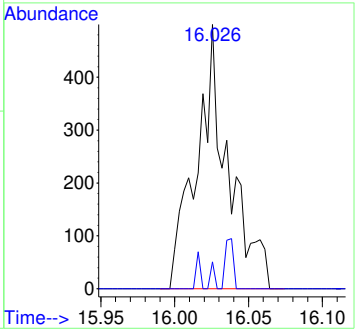

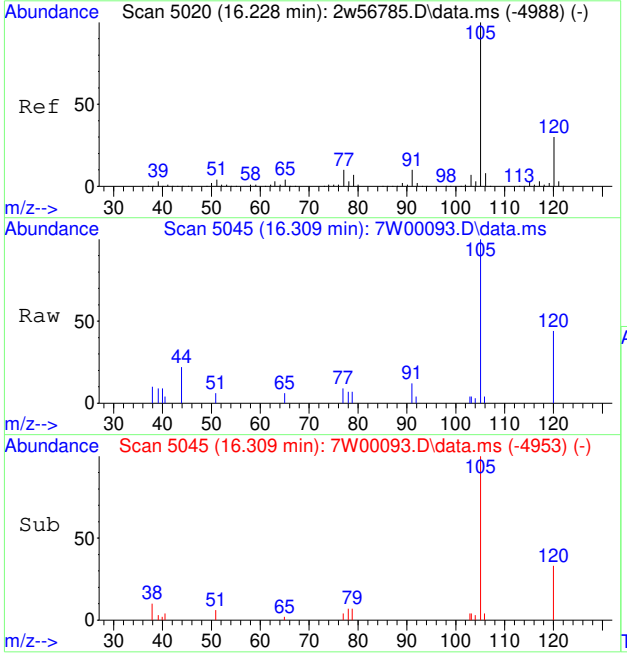

#92
4-ETHYLTOLUENE
Concen: 0.04 PPBV
RT: 16.309 min Scan# 5045
Delta R.T. -0.003 min
Lab File: 7W00093.D
Acq: 30 Nov 2022 11:33 am

Tgt Ion:105 Resp: 2402

Ion	Ratio	Lower	Upper
105	100		
120	37.7	23.7	35.5#
119	0.0	1.9	2.9#

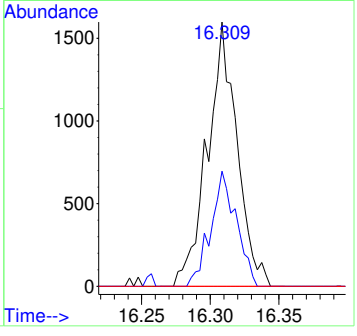

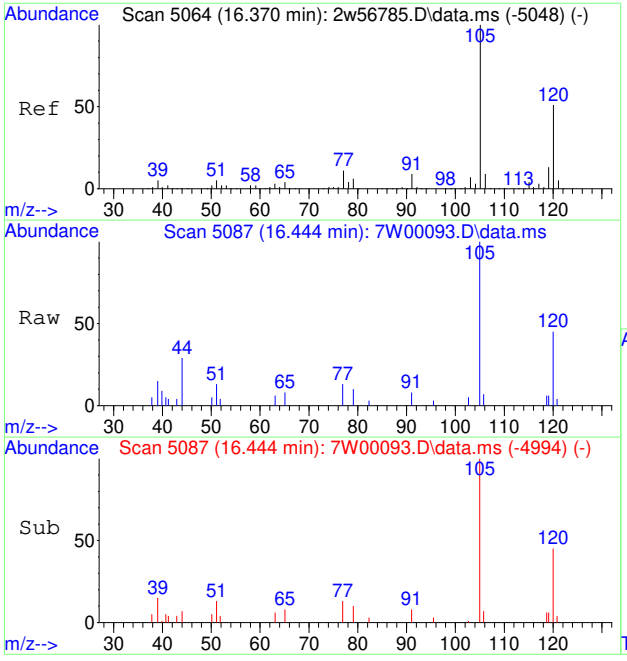

#93
1,3,5-TRIMETHYLBENZENE
Concen: 0.05 PPBV
RT: 16.444 min Scan# 5087
Delta R.T. 0.000 min
Lab File: 7W00093.D
Acq: 30 Nov 2022 11:33 am

Tgt Ion:105 Resp: 2281

Ion	Ratio	Lower	Upper
105	100		
120	49.4	40.4	60.6
91	0.0	7.4	11.2#

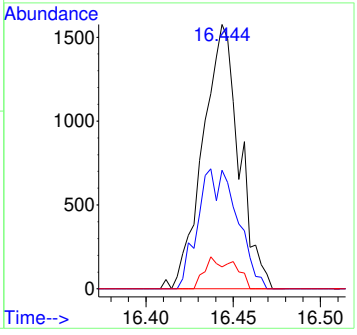

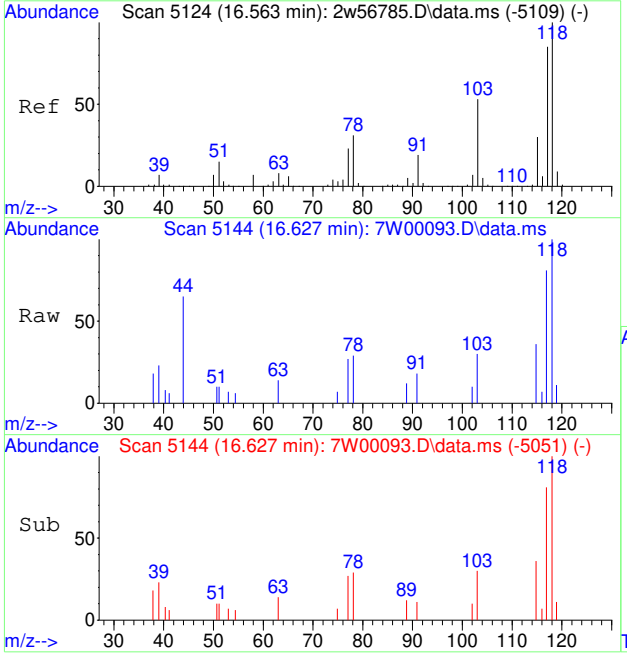

#94
ALPHA-METHYLSTYRENE
Concen: 0.05 PPBV
RT: 16.627 min Scan# 5144
Delta R.T. -0.000 min
Lab File: 7W00093.D
Acq: 30 Nov 2022 11:33 am

Tgt Ion:118 Resp: 1078

Ion	Ratio	Lower	Upper
118	100		
117	69.9	69.3	103.9
103	47.1	43.8	65.6

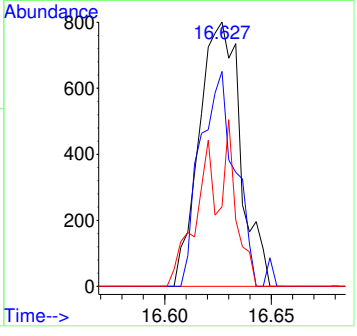

7.7.23

7

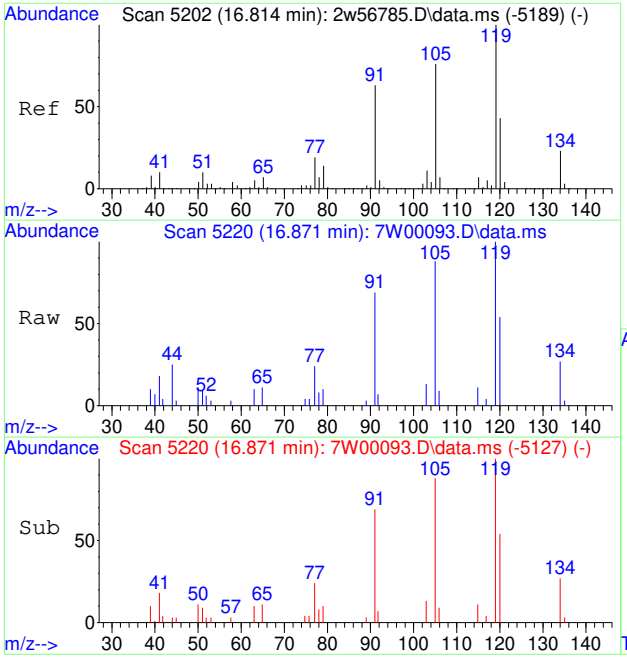

#95
TERT-BUTYLBENZENE
Concen: 0.05 PPBV
RT: 16.871 min Scan# 5220
Delta R.T. -0.000 min
Lab File: 7W00093.D
Acq: 30 Nov 2022 11:33 am

Tgt Ion:134 Resp: 596

Ion	Ratio	Lower	Upper
134	100		
119	414.9	355.0	532.4

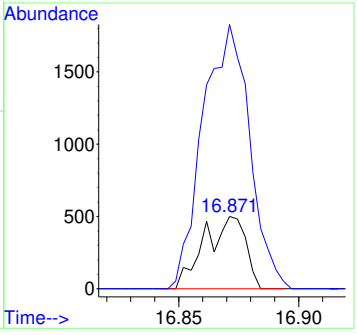

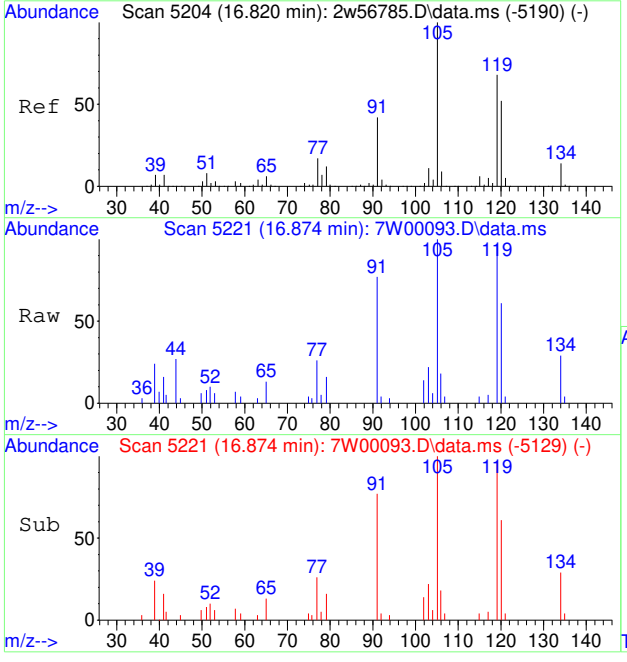

#96
1,2,4-TRIMETHYLBENZENE
Concen: 0.04 PPBV
RT: 16.874 min Scan# 5221
Delta R.T. -0.003 min
Lab File: 7W00093.D
Acq: 30 Nov 2022 11:33 am

Tgt Ion:105 Resp: 2018

Ion	Ratio	Lower	Upper
105	100		
120	59.2	45.4	68.2
119	122.5	90.6	135.8

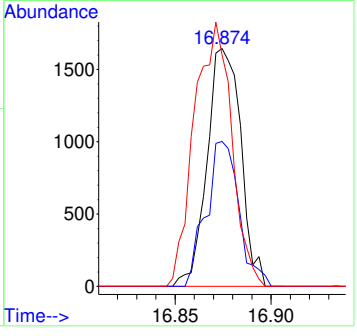

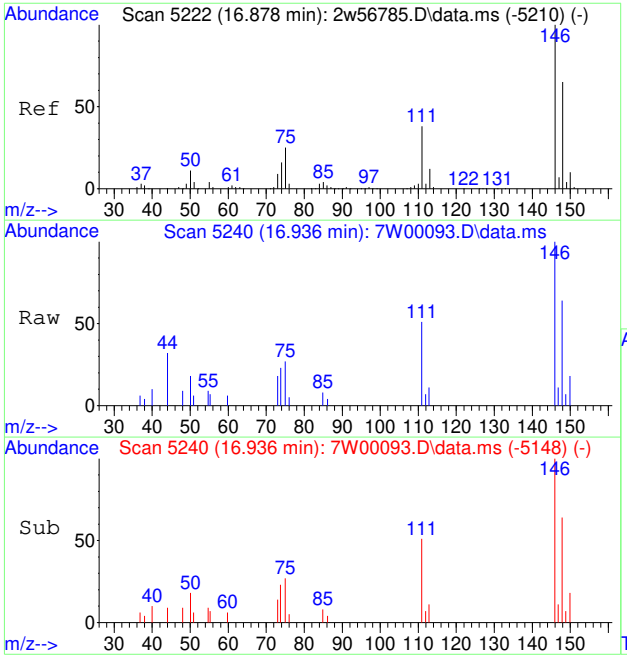

#98
M-DICHLOROBENZENE
Concen: 0.05 PPBV
RT: 16.936 min Scan# 5240
Delta R.T. -0.003 min
Lab File: 7W00093.D
Acq: 30 Nov 2022 11:33 am

Tgt Ion:146 Resp: 1426

Ion	Ratio	Lower	Upper
146	100		
148	66.5	51.0	76.6
111	42.8	30.6	45.8

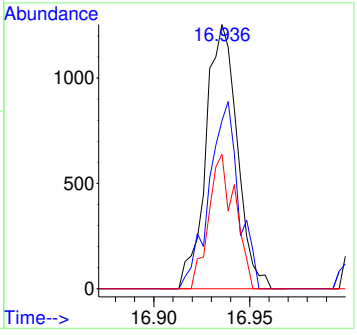

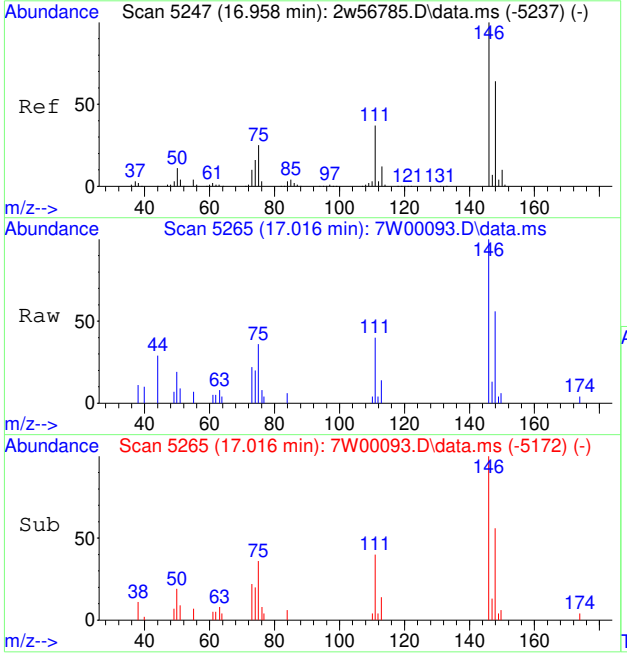

#99
P-DICHLOROBENZENE
Concen: 0.05 PPBV
RT: 17.016 min Scan# 5265
Delta R.T. -0.000 min
Lab File: 7W00093.D
Acq: 30 Nov 2022 11:33 am

Tgt Ion:146 Resp: 1501

Ion	Ratio	Lower	Upper
146	100		
148	60.1	51.0	76.6
111	38.4	29.4	44.0

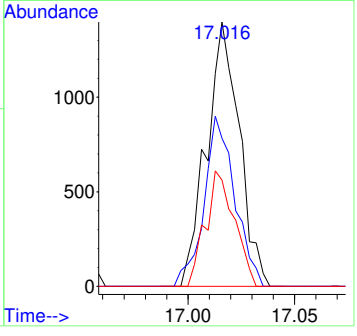

7.7.23

7

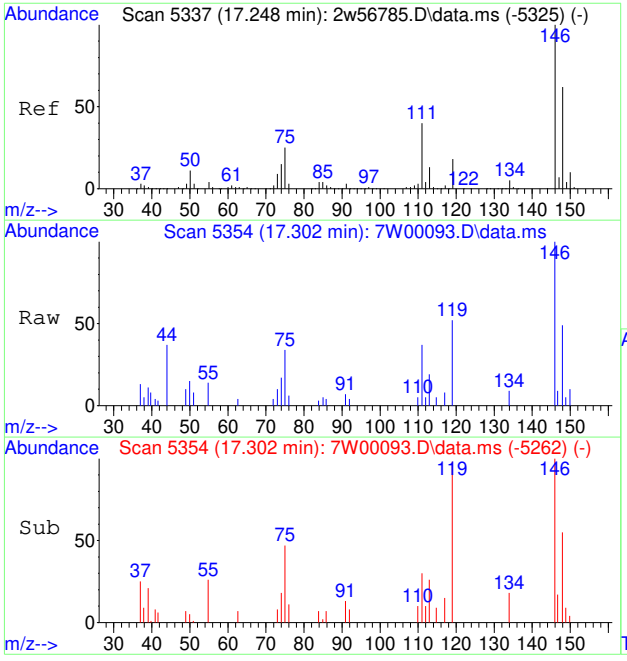

#100
O-DICHLOROBENZENE
Concen: 0.05 PPBV
RT: 17.302 min Scan# 5354
Delta R.T. -0.003 min
Lab File: 7W00093.D
Acq: 30 Nov 2022 11:33 am

Tgt Ion:146 Resp: 1403

Ion	Ratio	Lower	Upper
146	100		
148	62.0	51.0	76.4
111	43.6	31.8	47.6

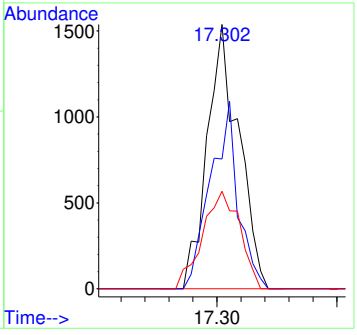

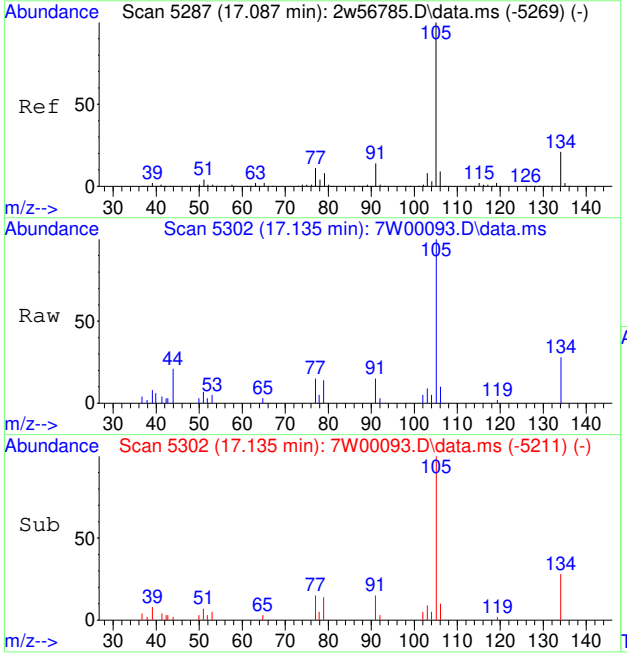

#101
SEC-BUTYLBENZENE
Concen: 0.05 PPBV
RT: 17.135 min Scan# 5302
Delta R.T. -0.006 min
Lab File: 7W00093.D
Acq: 30 Nov 2022 11:33 am

Tgt Ion:134 Resp: 648

Ion	Ratio	Lower	Upper
134	100		
105	498.8	396.9	595.3

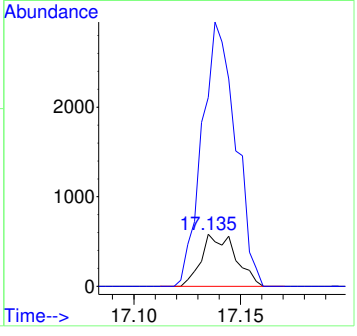

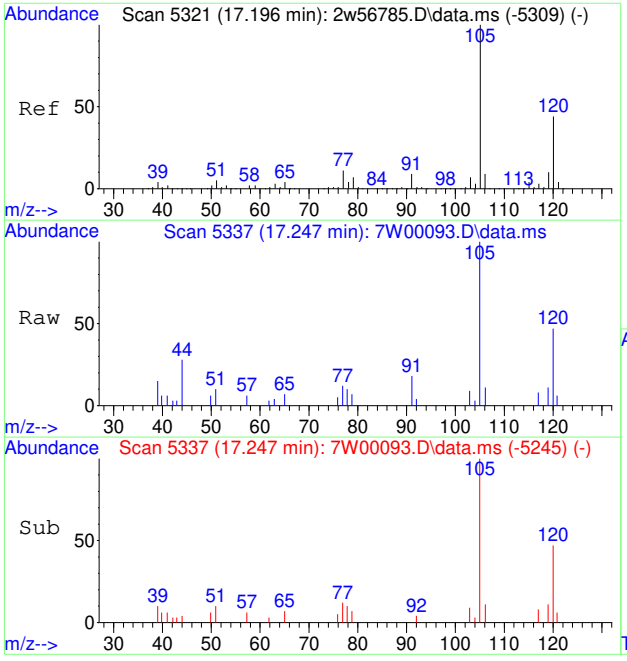

#102
1,2,3-TRIMETHYLBENZENE
Concen: 0.05 PPBV
RT: 17.247 min Scan# 5337
Delta R.T. -0.003 min
Lab File: 7W00093.D
Acq: 30 Nov 2022 11:33 am

Tgt Ion:105 Resp: 2049

Ion	Ratio	Lower	Upper
105	100		
120	42.9	35.0	52.6
91	0.0	7.3	10.9#

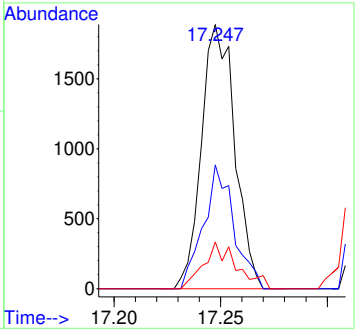

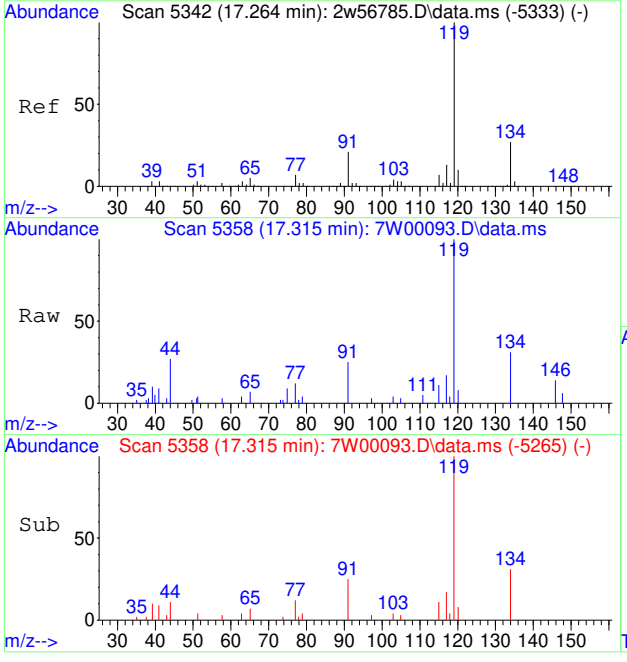

#103
P-ISOPROPYLTOLUENE
Concen: 0.05 PPBV
RT: 17.315 min Scan# 5358
Delta R.T. 0.000 min
Lab File: 7W00093.D
Acq: 30 Nov 2022 11:33 am

Tgt Ion:134 Resp: 689

Ion	Ratio	Lower	Upper
134	100		
119	375.8	302.5	453.7

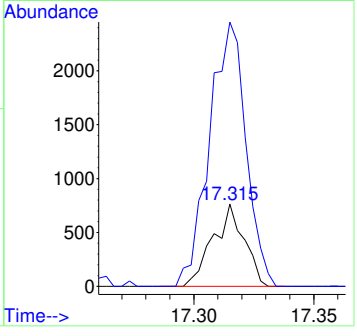

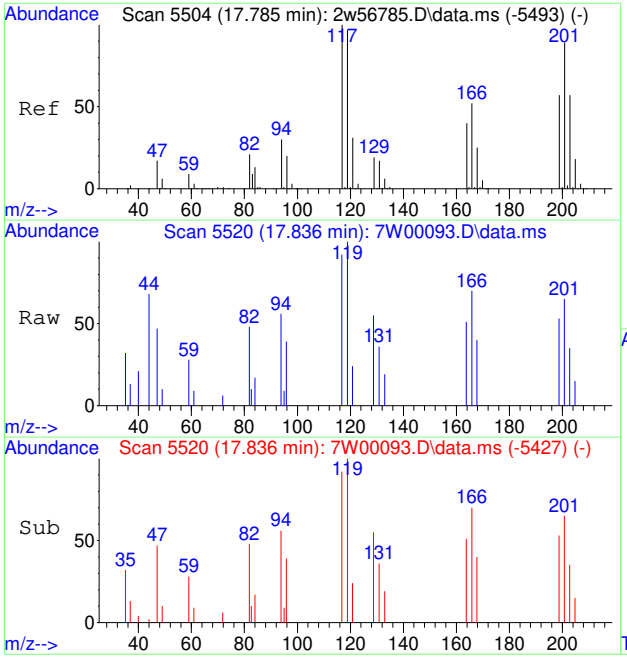

#105
HEXACHLOROETHANE
Concen: 0.04 PPBV
RT: 17.836 min Scan# 5520
Delta R.T. 0.000 min
Lab File: 7W00093.D
Acq: 30 Nov 2022 11:33 am

Tgt Ion:117 Resp: 731

Ion	Ratio	Lower	Upper
117	100		
119	99.5	76.4	114.6
201	0.0	70.2	105.4#

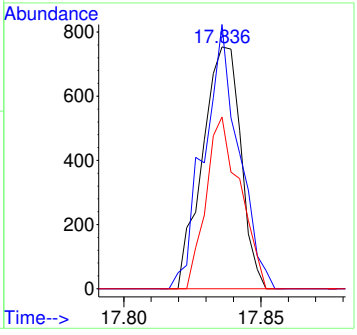

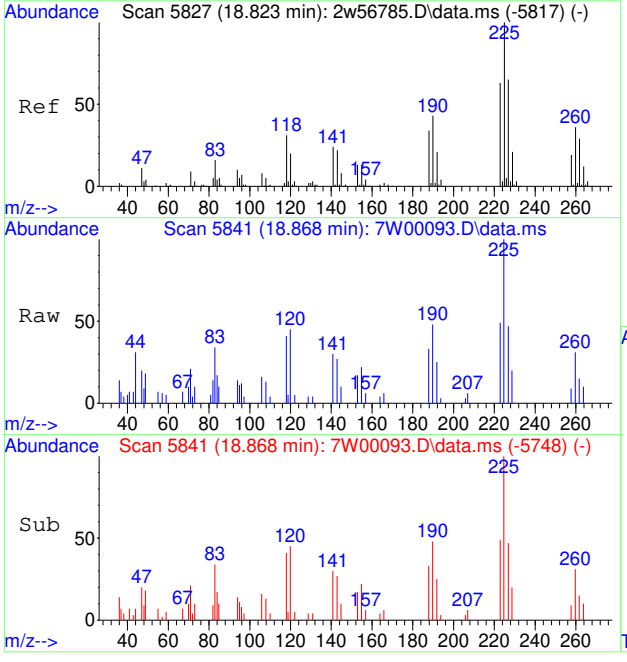

#106
HEXACHLOROBUTADIENE
Concen: 0.05 PPBV
RT: 18.868 min Scan# 5841
Delta R.T. -0.000 min
Lab File: 7W00093.D
Acq: 30 Nov 2022 11:33 am

Tgt Ion:225 Resp: 1016

Ion	Ratio	Lower	Upper
225	100		
227	61.7	51.4	77.0
223	66.6	50.1	75.1

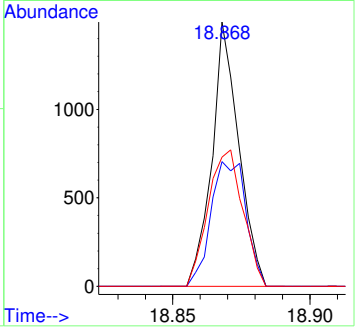

Quantitation Report (QT Reviewed)

Data Path : C:\msdchem\1\data\
Data File : 7W00094.D
Acq On : 30 Nov 2022 12:06 pm
Operator : thomash
Sample : IC0005-0.1
Misc : MS61038,V7W0005,,,,,1
ALS Vial : 1 Sample Multiplier: 1

Quant Time: Dec 07 14:33:08 2022
Quant Method : C:\msdchem\1\methods\M7W0005.M
Quant Title : TO15 by GCMS w/DB-1, 30m X 0.25mm ID X 0.5 um
QLast Update : Wed Dec 07 13:29:17 2022
Response via : Initial Calibration

Compound	R.T.	QIon	Response	Conc	Units		Dev(Min)
Internal Standards							
1) BROMOCHLOROMETHANE	3.566	128	77449	10.00	PPBV		0.00
52) 1,4-DIFLUOROBENZENE	4.952	114	393882	10.00	PPBV		0.00
76) CHLOROBENZENE-D5	10.785	117	354578	10.00	PPBV		0.00
System Monitoring Compounds							
87) 4-BROMOFLUOROBENZENE	14.215	95	232948	8.96	PPBV		0.00
Target Compounds							Qvalue
3) FREON 152A	1.801	65	557	0.08	PPBV	#	53
5) CHLOROTRIFLUOROETHENE	1.830	116	1523	0.08	PPBV	#	95
6) DICHLORODIFLUOROMETHANE	1.846	85	4419	0.11	PPBV	#	88
8) 1-CHLORO-1,1-DIFLUOROE...	1.891	65	3770	0.14	PPBV	#	76
9) FREON 114	1.930	85	4178	0.11	PPBV		98
11) VINYL CHLORIDE	1.965	62	1386	0.10	PPBV	#	50
12) 1,3-BUTADIENE	2.010	54	1097	0.10	PPBV	#	55
13) N-BUTANE	2.026	43	2373	0.11	PPBV	#	43
14) BROMOMETHANE	2.094	94	1354	0.12	PPBV	#	95
15) CHLOROETHANE	2.142	64	892	0.13	PPBV	#	43
16) DICHLOROFLUOROMETHANE	2.171	67	3204	0.12	PPBV	#	83
17) ACETONITRILE	2.254	41	1759	0.14	PPBV	#	70
18) ACROLEIN	2.293	56	826	0.19	PPBV	#	54
19) FREON 123	2.306	83	3256	0.12	PPBV	#	94
20) FREON 123A	2.325	117	2058	0.13	PPBV		99
21) TRICHLOROFLUOROMETHANE	2.399	101	4426	0.15	PPBV	#	95
22) ISOPROPYL ALCOHOL	2.428	45	3776	0.12	PPBV	#	91
24) PENTANE	2.515	42	1633	0.11	PPBV		89
25) IODOMETHANE	2.579	142	4381	0.16	PPBV	#	77
26) 1,1-DICHLOROETHYLENE	2.608	96	1823	0.16	PPBV	#	86
27) CARBON DISULFIDE	2.746	76	4919	0.15	PPBV	#	89
29) BROMOETHENE	2.258	106	1457	0.13	PPBV	#	97
30) ACRYLONITRILE	2.489	52	1258	0.13	PPBV	#	87
32) 3-CHLOROPROPENE	2.688	76	893	0.17	PPBV	#	57
33) FREON 113	2.746	151	3021	0.16	PPBV		89
34) TRANS-1,2-DICHLOROETHENE	3.000	96	1233	0.11	PPBV		95
36) METHYL TERTIARY BUTYL ...	3.132	73	3776	0.12	PPBV	#	88
37) TETRAHYDROFURAN	3.913	72	570	0.11	PPBV		83
38) HEXANE	3.624	57	2042	0.10	PPBV	#	79
40) 1,1-DICHLOROETHANE	3.081	63	1961	0.09	PPBV	#	85
41) METHYL ETHYL KETONE	3.287	72	751	0.13	PPBV	#	81
42) CIS-1,2-DICHLOROETHENE	3.483	96	1258	0.11	PPBV		86
43) DIISOPROPYL ETHER	3.637	59	660	0.11	PPBV		78
45) METHYL ACRYLATE	3.631	55	2404	0.09	PPBV	#	65
46) CHLOROFORM	3.650	83	2787	0.12	PPBV	#	95
47) 2,4-DIMETHYLPENTANE	4.184	57	2172	0.09	PPBV		98
48) 1,1,1-TRICHLOROETHANE	4.264	97	2607	0.11	PPBV	#	91
49) CARBON TETRACHLORIDE	4.724	117	2485	0.10	PPBV		97
50) 1,2-DICHLOROETHANE	4.097	62	1830	0.11	PPBV	#	86
51) BENZENE	4.611	78	3992	0.12	PPBV		88
53) CYCLOHEXANE	4.830	84	1535	0.12	PPBV		91
54) 2,3-DIMETHYLPENTANE	5.103	71	829	0.12	PPBV	#	84
55) TRICHLOROETHENE	5.576	95	1921	0.12	PPBV		90
56) 1,2-DICHLOROPROPANE	5.322	63	1386	0.11	PPBV	#	65
57) DIBROMOMETHANE	5.274	174	1691	0.12	PPBV	#	86
58) ETHYL ACRYLATE	5.460	55	2677	0.10	PPBV	#	73
59) BROMODICHLOROMETHANE	5.511	83	2690	0.11	PPBV		96
60) 2,2,4-TRIMETHYLPENTANE	5.672	57	6266	0.11	PPBV	#	96
61) 1,4-DIOXANE	5.688	88	584	0.08	PPBV	#	50

Quantitation Report (QT Reviewed)

Data Path : C:\msdchem\1\data\
Data File : 7W00094.D
Acq On : 30 Nov 2022 12:06 pm
Operator : thomash
Sample : IC0005-0.1
Misc : MS61038,V7W0005,,,,,1
ALS Vial : 1 Sample Multiplier: 1

Quant Time: Dec 07 14:33:08 2022
Quant Method : C:\msdchem\1\methods\M7W0005.M
Quant Title : TO15 by GCMS w/DB-1, 30m X 0.25mm ID X 0.5 um
QLast Update : Wed Dec 07 13:29:17 2022
Response via : Initial Calibration

	Compound	R.T.	QIon	Response	Conc Units	Dev(Min)
62)	HEPTANE	5.997	43	2179	0.11 PPBV #	88
63)	METHYL METHACRYLATE	5.907	69	1572	0.13 PPBV #	84
64)	METHYL ISOBUTYL KETONE	6.704	58	1192	0.11 PPBV #	68
65)	CIS-1,3-DICHLOROPROPENE	6.563	75	2027	0.12 PPBV #	75
66)	TOLUENE	7.827	91	5221	0.13 PPBV	95
67)	1,3-DICHLOROPROPANE	7.881	76	2396	0.12 PPBV #	88
68)	TRANS-1,3-DICHLOROPROPENE	7.254	75	1540	0.10 PPBV #	63
69)	1,1,2-TRICHLOROETHANE	7.437	83	1390	0.12 PPBV	97
70)	2-HEXANONE	8.454	58	1566	0.11 PPBV #	67
72)	TETRACHLOROETHENE	9.621	164	1794	0.11 PPBV	93
73)	DIBROMOCHLOROMETHANE	8.383	129	2478	0.10 PPBV	95
74)	1,2-DIBROMOETHANE	8.740	107	2342	0.11 PPBV #	88
75)	OCTANE	9.759	43	2851	0.10 PPBV	93
77)	1,1,1,2-TETRACHLOROETHANE	10.865	131	1903	0.11 PPBV	98
78)	CHLOROBENZENE	10.865	112	3978	0.13 PPBV	98
79)	ETHYLBENZENE	11.768	91	8094	0.16 PPBV	98
80)	M,P-XYLENE	12.183	91	12072	0.32 PPBV #	67
81)	O-XYLENE	13.148	91	6161	0.16 PPBV #	81
82)	STYRENE	12.936	104	3225	0.11 PPBV #	93
83)	NONANE	14.273	43	3091	0.11 PPBV #	66
84)	BROMOFORM	12.022	173	1811	0.08 PPBV #	93
85)	1,1,2,2-TETRACHLOROETHANE	13.161	83	3310	0.13 PPBV #	92
86)	1,2,3-TRICHLOROPROPANE	13.444	75	2684	0.12 PPBV #	99
88)	ISOPROPYLBENZENE	14.691	120	1928	0.13 PPBV #	65
89)	BROMOBENZENE	14.572	77	3405	0.12 PPBV #	81
90)	2-CHLOROTOLUENE	15.701	126	1637	0.12 PPBV #	42
91)	N-PROPYLBENZENE	16.032	120	1745	0.12 PPBV #	62
92)	4-ETHYLTOLUENE	16.305	105	5992	0.11 PPBV #	96
93)	1,3,5-TRIMETHYLBENZENE	16.444	105	5385	0.12 PPBV #	90
94)	ALPHA-METHYLSTYRENE	16.627	118	2379	0.10 PPBV	96
95)	TERT-BUTYLBENZENE	16.871	134	1370	0.12 PPBV	98
96)	1,2,4-TRIMETHYLBENZENE	16.878	105	4940	0.11 PPBV	93
98)	M-DICHLOROBENZENE	16.939	146	3582	0.13 PPBV	99
99)	P-DICHLOROBENZENE	17.019	146	3274	0.12 PPBV	92
100)	O-DICHLOROBENZENE	17.302	146	3448	0.13 PPBV	98
101)	SEC-BUTYLBENZENE	17.141	134	1690	0.12 PPBV	91
102)	1,2,3-TRIMETHYLBENZENE	17.251	105	5162	0.12 PPBV #	97
103)	P-ISOPROPYLTOLUENE	17.315	134	1728	0.12 PPBV	96
104)	N-BUTYLBENZENE	17.656	134	1264	0.09 PPBV	100
105)	HEXACHLOROETHANE	17.836	117	1740	0.10 PPBV	92
106)	HEXACHLOROBUTADIENE	18.871	225	2435	0.12 PPBV	96

(#) = qualifier out of range (m) = manual integration (+) = signals summed

Quantitation Report (QT Reviewed)

Data Path : C:\msdchem\1\data\
Data File : 7W00094.D
Acq On : 30 Nov 2022 12:06 pm
Operator : thomash
Sample : IC0005-0.1
Misc : MS61038,V7W0005,,,,,1
ALS Vial : 1 Sample Multiplier: 1

Quant Time: Dec 07 14:33:08 2022
Quant Method : C:\msdchem\1\methods\M7W0005.M
Quant Title : TO15 by GCMS w/DB-1, 30m X 0.25mm ID X 0.5 um
QLast Update : Wed Dec 07 13:29:17 2022
Response via : Initial Calibration



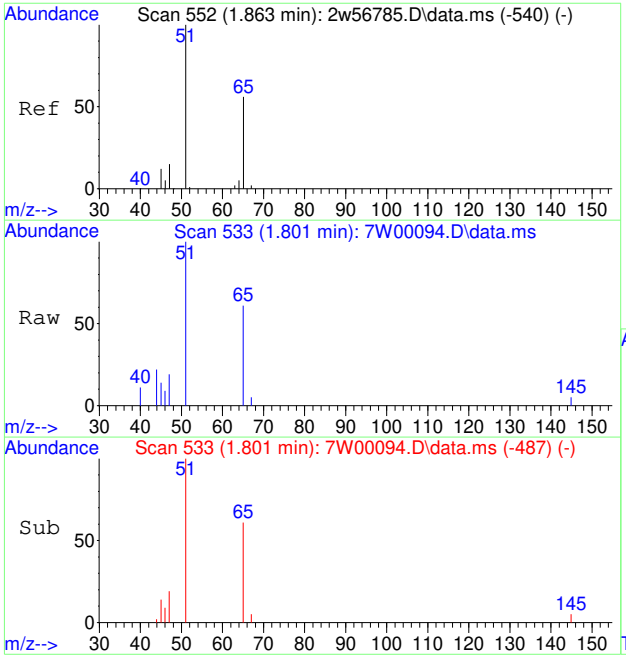

#3
FREON 152A
Concen: 0.08 PPBV
RT: 1.801 min Scan# 533
Delta R.T. -0.003 min
Lab File: 7W00094.D
Acq: 30 Nov 2022 12:06 pm

Tgt Ion: 65 Resp: 557

Ion	Ratio	Lower	Upper
65	100		
45	0.0	18.3	27.5#

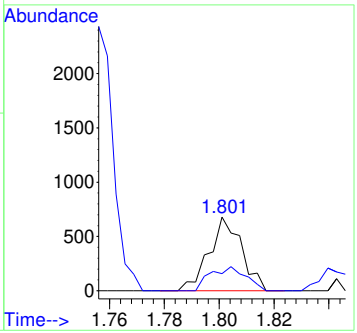

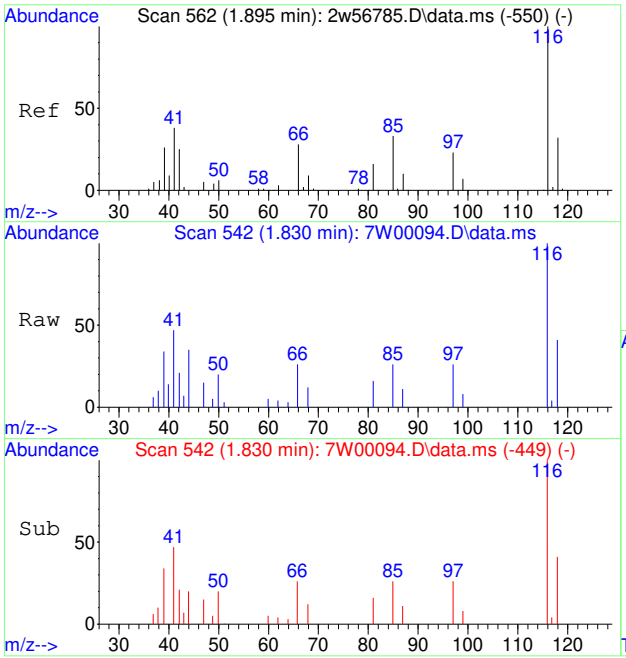

#5
CHLOROTRIFLUOROETHENE
Concen: 0.08 PPBV
RT: 1.830 min Scan# 542
Delta R.T. -0.000 min
Lab File: 7W00094.D
Acq: 30 Nov 2022 12:06 pm

Tgt Ion:116 Resp: 1523

Ion	Ratio	Lower	Upper
116	100		
118	35.3	26.1	39.1
85	290.2	0.0	0.0#

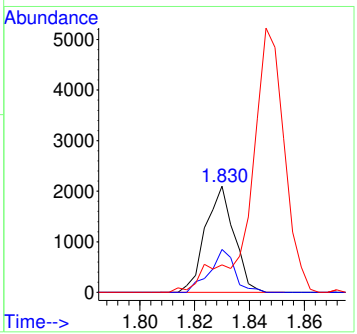

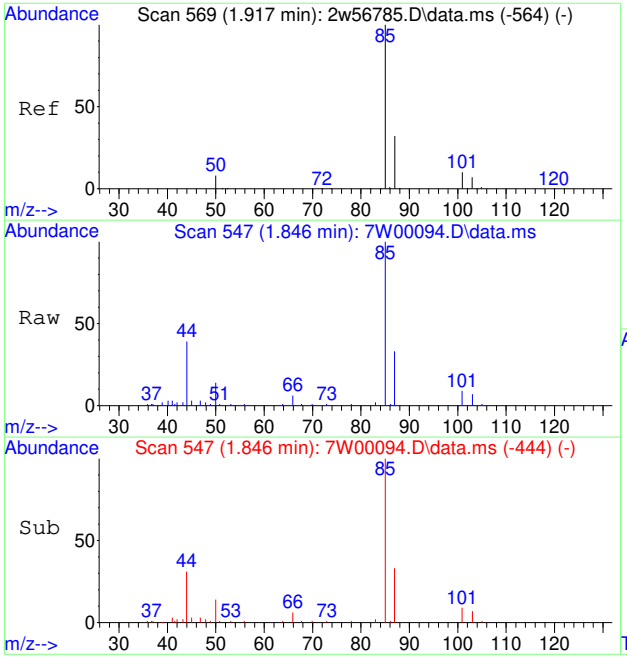

#6
DICHLORODIFLUOROMETHANE
Concen: 0.11 PPBV
RT: 1.846 min Scan# 547
Delta R.T. -0.000 min
Lab File: 7W00094.D
Acq: 30 Nov 2022 12:06 pm

Tgt Ion: 85 Resp: 4419

Ion	Ratio	Lower	Upper
85	100		
87	36.0	25.8	38.6
50	20.5	7.4	11.2#

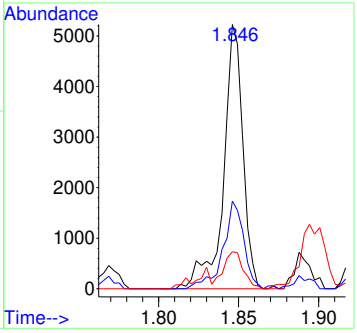

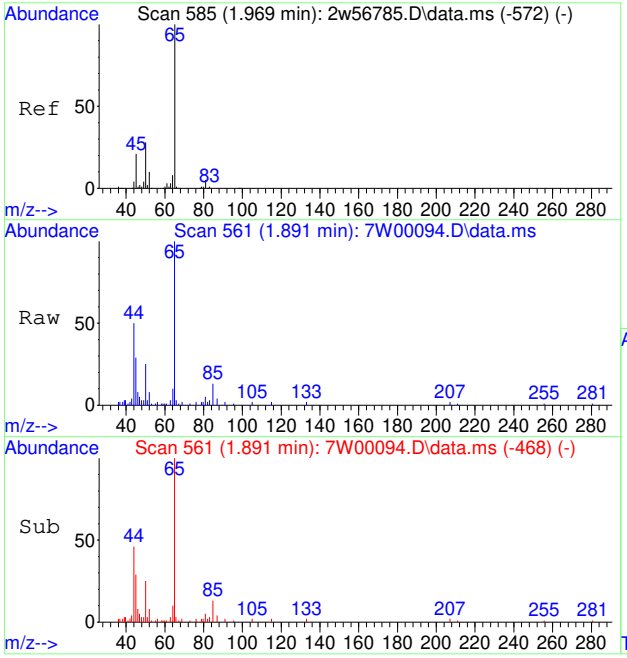

#8
1-CHLORO-1,1-DIFLUOROETHANE
Concen: 0.14 PPBV
RT: 1.891 min Scan# 561
Delta R.T. -0.000 min
Lab File: 7W00094.D
Acq: 30 Nov 2022 12:06 pm

Tgt Ion: 65 Resp: 3770

Ion	Ratio	Lower	Upper
65	100		
85	13.4	14.4	21.6#
45	37.4	16.7	25.1#

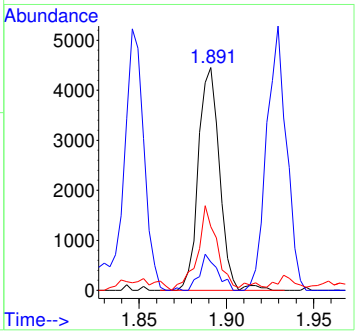

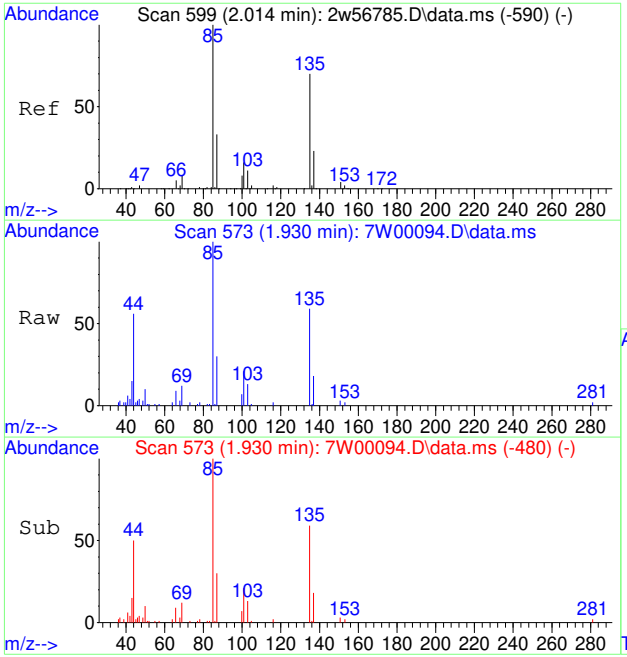

#9
FREON 114
Concen: 0.11 PPBV
RT: 1.930 min Scan# 573
Delta R.T. -0.000 min
Lab File: 7W00094.D
Acq: 30 Nov 2022 12:06 pm

Tgt Ion: 85 Resp: 4178

Ion	Ratio	Lower	Upper
85	100		
135	68.4	55.8	83.8
87	30.3	25.8	38.8

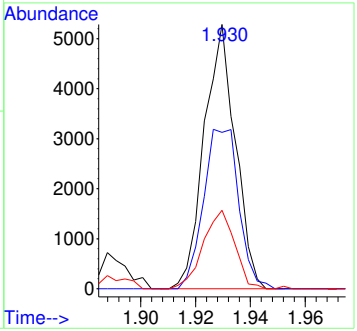

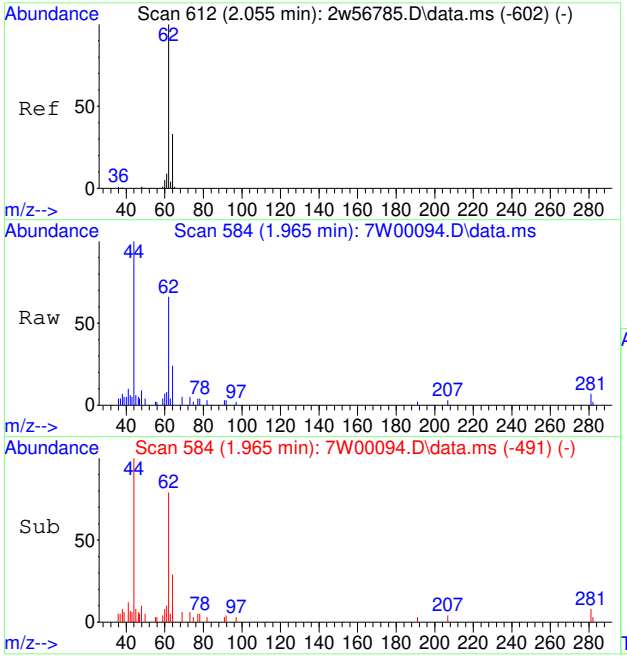

#11
VINYL CHLORIDE
Concen: 0.10 PPBV
RT: 1.965 min Scan# 584
Delta R.T. -0.000 min
Lab File: 7W00094.D
Acq: 30 Nov 2022 12:06 pm

Tgt Ion: 62 Resp: 1386

Ion	Ratio	Lower	Upper
62	100		
64	0.0	25.7	38.5#
61	0.0	6.7	10.1#

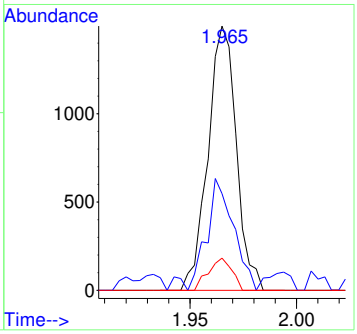

7.7.24

7

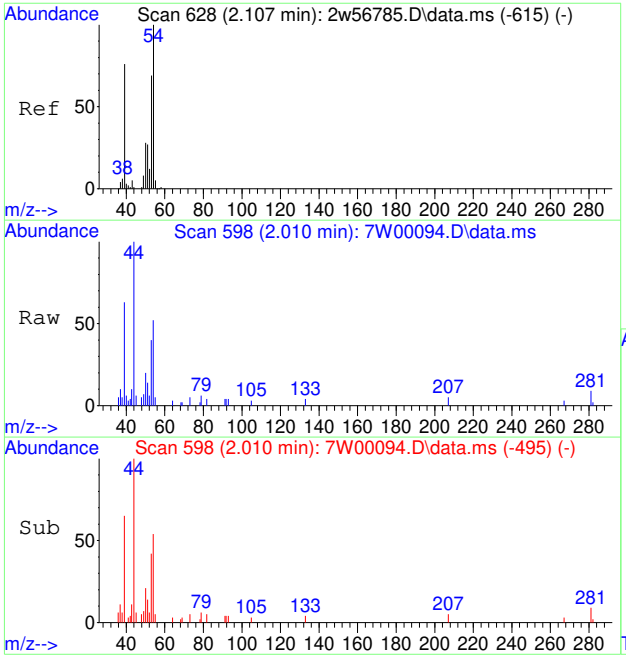

#12
1,3-BUTADIENE
Concen: 0.10 PPBV
RT: 2.010 min Scan# 598
Delta R.T. -0.000 min
Lab File: 7W00094.D
Acq: 30 Nov 2022 12:06 pm

Tgt Ion: 54 Resp: 1097

Ion	Ratio	Lower	Upper
54	100		
39	153.2	75.6	115.6#
53	89.9	49.8	89.8#

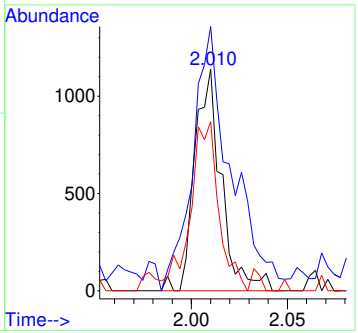

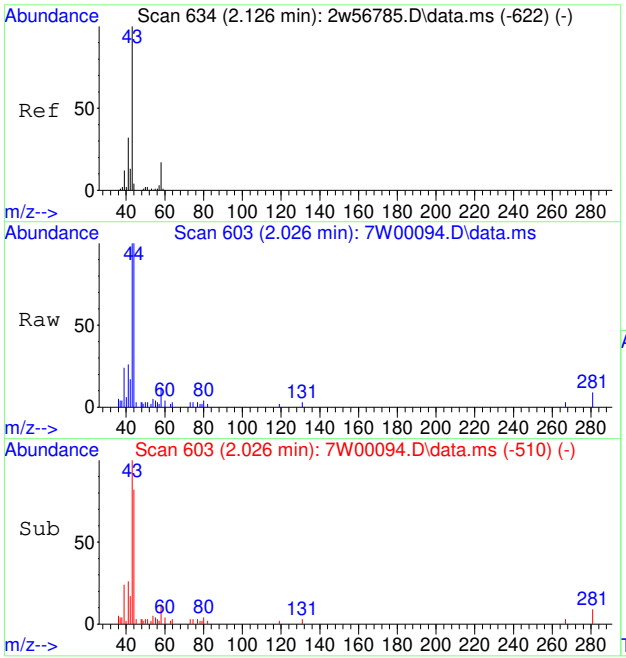

#13
N-BUTANE
Concen: 0.11 PPBV
RT: 2.026 min Scan# 603
Delta R.T. -0.000 min
Lab File: 7W00094.D
Acq: 30 Nov 2022 12:06 pm

Tgt Ion: 43 Resp: 2373

Ion	Ratio	Lower	Upper
43	100		
58	0.0	14.2	21.2#
44	42.4	4.2	6.4#

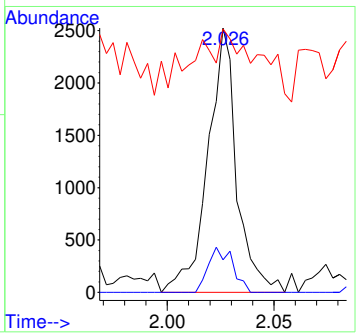

7.7.24

7

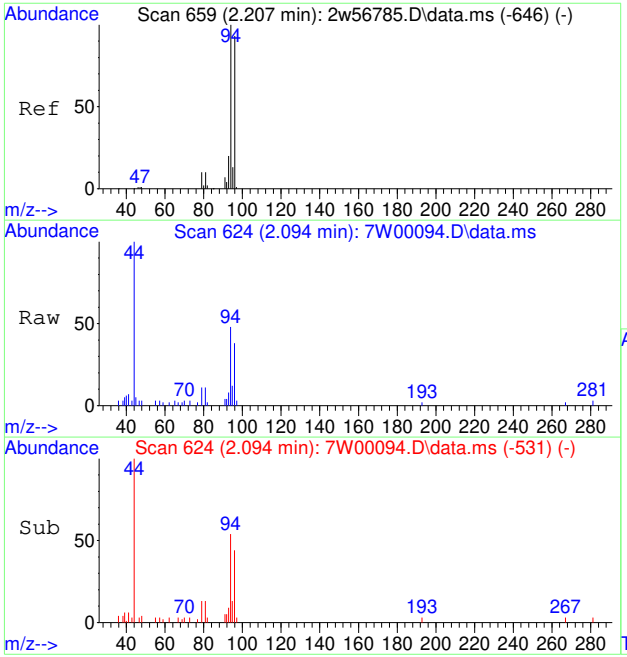

#14
BROMOMETHANE
Concen: 0.12 PPBV
RT: 2.094 min Scan# 624
Delta R.T. -0.000 min
Lab File: 7W00094.D
Acq: 30 Nov 2022 12:06 pm

Tgt Ion: 94 Resp: 1354

Ion	Ratio	Lower	Upper
94	100		
96	93.4	75.4	113.0
95	0.0	11.0	16.4#

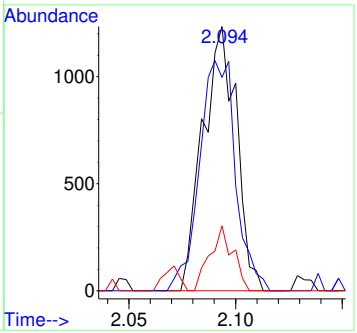

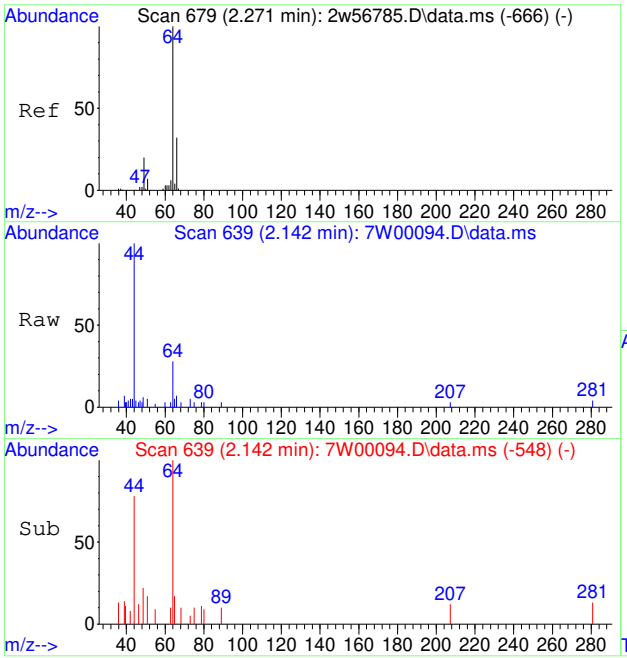

#15
CHLOROETHANE
Concen: 0.13 PPBV
RT: 2.142 min Scan# 639
Delta R.T. -0.007 min
Lab File: 7W00094.D
Acq: 30 Nov 2022 12:06 pm

Tgt Ion: 64 Resp: 892

Ion	Ratio	Lower	Upper
64	100		
66	0.0	27.1	40.7#
49	0.0	23.3	34.9#

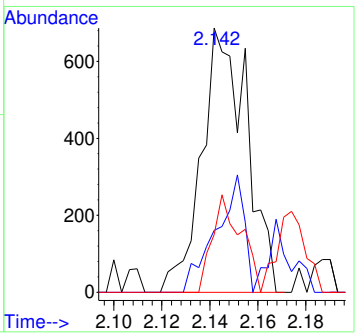

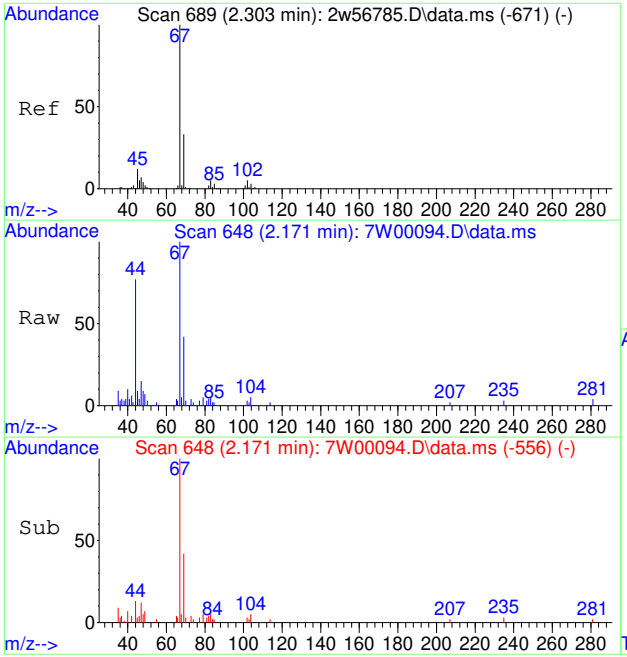

#16
DICHLOROFLUOROMETHANE
Concen: 0.12 PPBV
RT: 2.171 min Scan# 648
Delta R.T. -0.003 min
Lab File: 7W00094.D
Acq: 30 Nov 2022 12:06 pm

Tgt Ion: 67 Resp: 3204

Ion	Ratio	Lower	Upper
67	100		
69	40.6	26.1	39.1#
47	17.3	6.2	9.2#

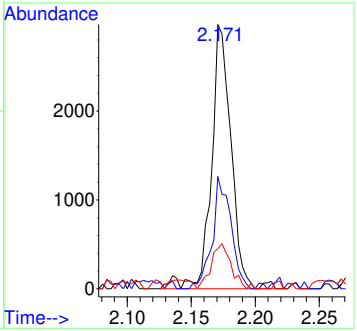

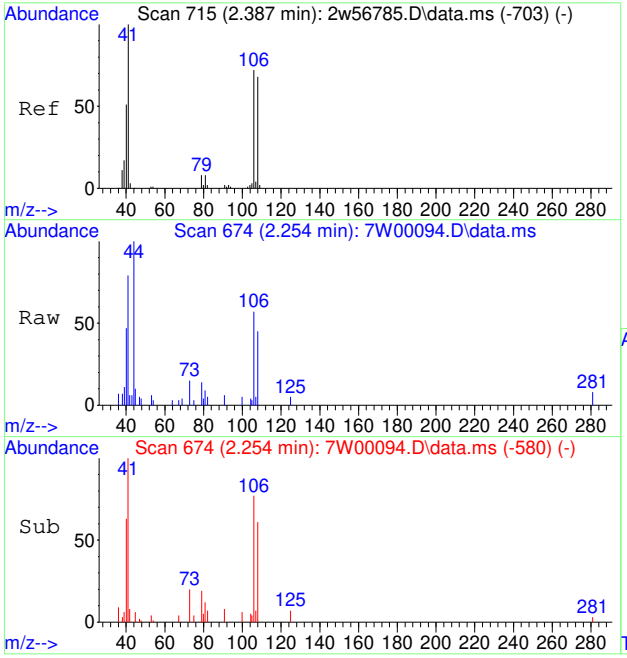

#17
ACETONITRILE
Concen: 0.14 PPBV
RT: 2.254 min Scan# 674
Delta R.T. 0.003 min
Lab File: 7W00094.D
Acq: 30 Nov 2022 12:06 pm

Tgt Ion: 41 Resp: 1759

Ion	Ratio	Lower	Upper
41	100		
40	33.1	41.6	62.4#
39	0.0	14.2	21.4#

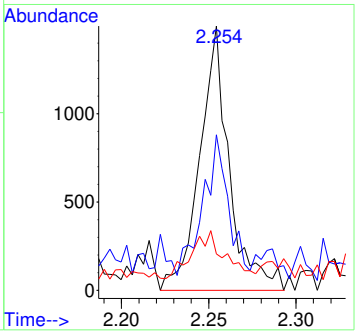

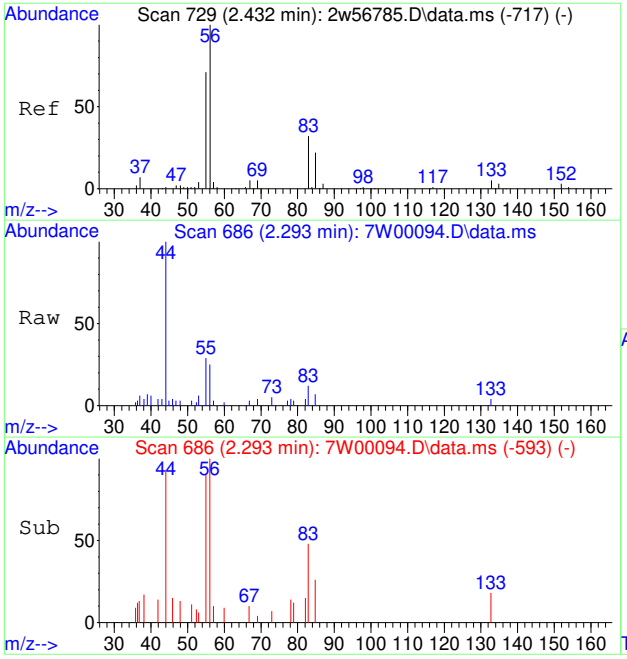

#18
ACROLEIN
Concen: 0.19 PPBV
RT: 2.293 min Scan# 686
Delta R.T. -0.000 min
Lab File: 7W00094.D
Acq: 30 Nov 2022 12:06 pm

Tgt Ion: 56 Resp: 826

Ion	Ratio	Lower	Upper
56	100		
55	107.4	56.0	84.0#

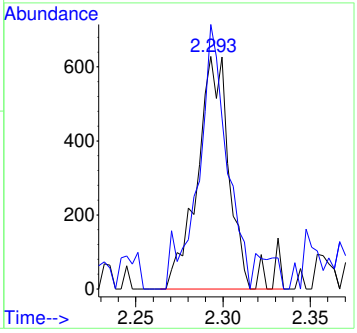

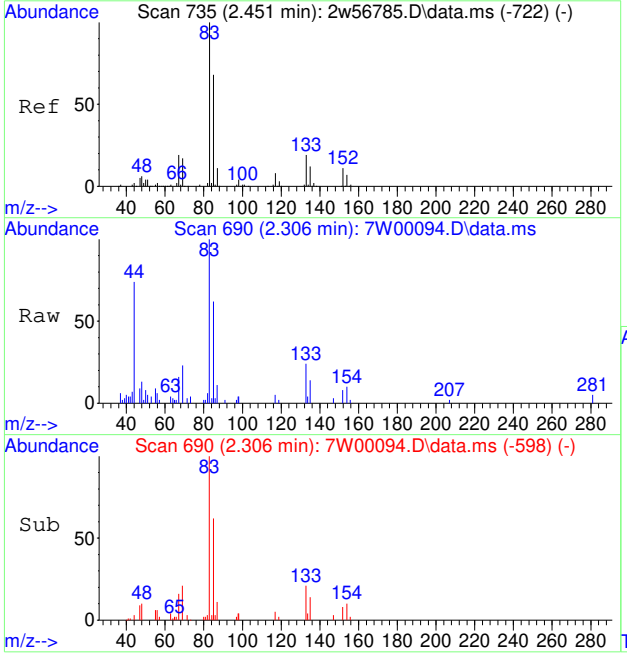

#19
FREON 123
Concen: 0.12 PPBV
RT: 2.306 min Scan# 690
Delta R.T. -0.003 min
Lab File: 7W00094.D
Acq: 30 Nov 2022 12:06 pm

Tgt Ion: 83 Resp: 3256

Ion	Ratio	Lower	Upper
83	100		
85	95.0	72.7	109.1
133	26.1	15.8	23.6#

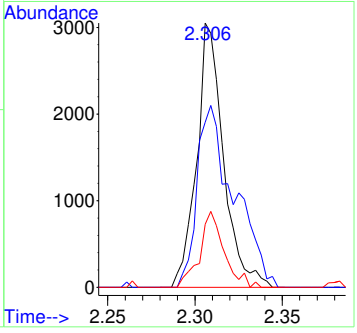

7.7.24

7

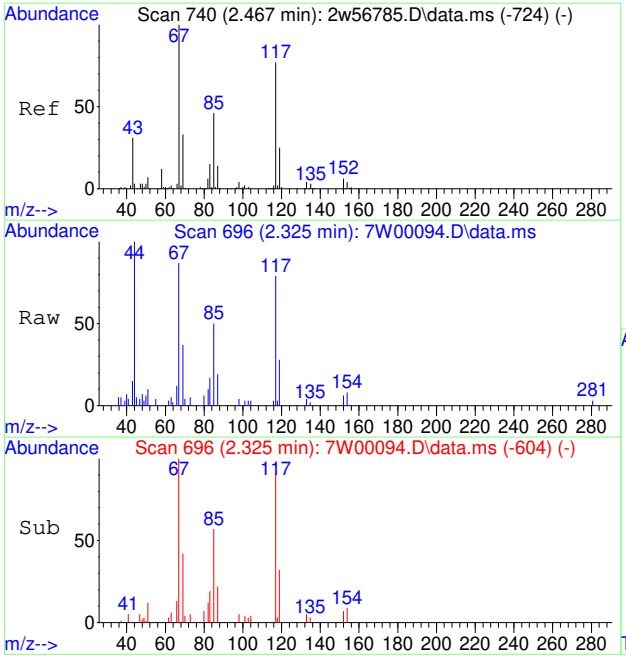

#20
FREON 123A
Concen: 0.13 PPBV
RT: 2.325 min Scan# 696
Delta R.T. -0.003 min
Lab File: 7W00094.D
Acq: 30 Nov 2022 12:06 pm

Tgt Ion:117 Resp: 2058

Ion	Ratio	Lower	Upper
117	100		
67	140.7	113.3	169.9

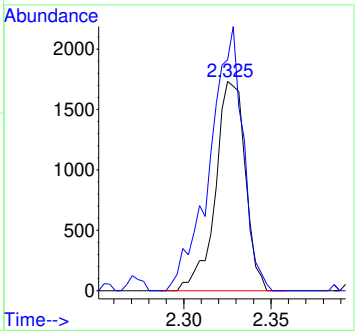

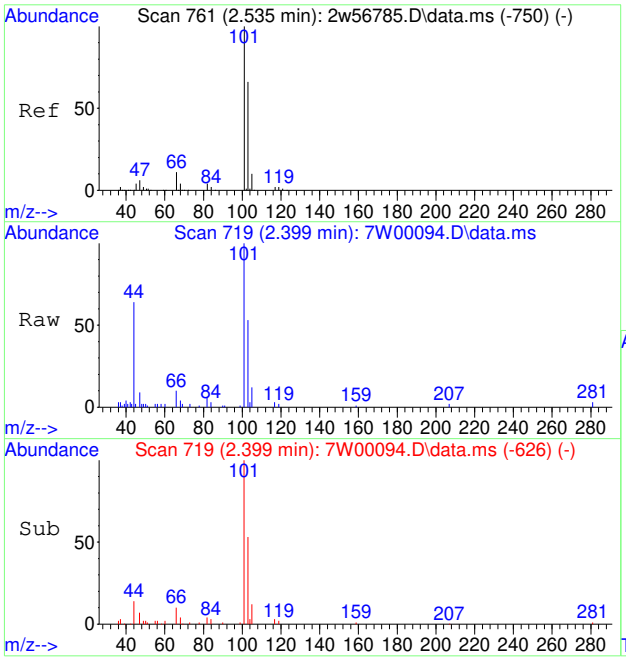

#21
TRICHLOROFLUOROMETHANE
Concen: 0.15 PPBV
RT: 2.399 min Scan# 719
Delta R.T. -0.000 min
Lab File: 7W00094.D
Acq: 30 Nov 2022 12:06 pm

Tgt Ion:101 Resp: 4426

Ion	Ratio	Lower	Upper
101	100		
103	61.3	51.8	77.6
105	13.7	8.4	12.6#

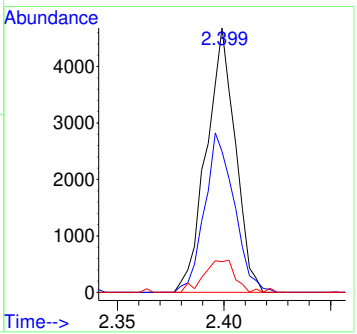

7.7.24

7

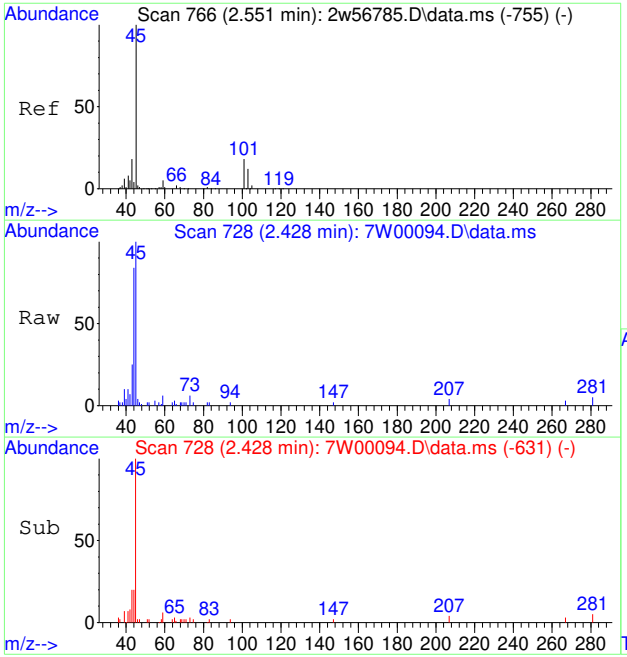

#22
ISOPROPYL ALCOHOL
Concen: 0.12 PPBV
RT: 2.428 min Scan# 728
Delta R.T. 0.013 min
Lab File: 7W00094.D
Acq: 30 Nov 2022 12:06 pm

Tgt Ion: 45 Resp: 3776

Ion	Ratio	Lower	Upper
45	100		
43	22.9	15.5	23.3
59	0.0	4.1	6.1#

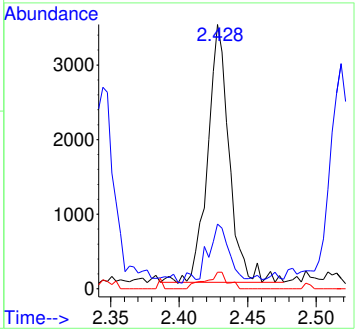

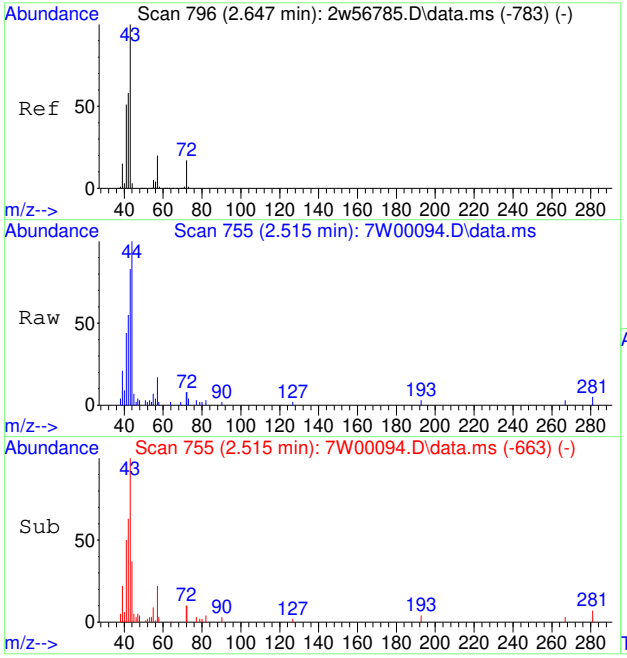

#24
PENTANE
Concen: 0.11 PPBV
RT: 2.515 min Scan# 755
Delta R.T. -0.003 min
Lab File: 7W00094.D
Acq: 30 Nov 2022 12:06 pm

Tgt Ion: 42 Resp: 1633

Ion	Ratio	Lower	Upper
42	100		
41	97.7	69.5	104.3
57	39.5	27.4	41.0

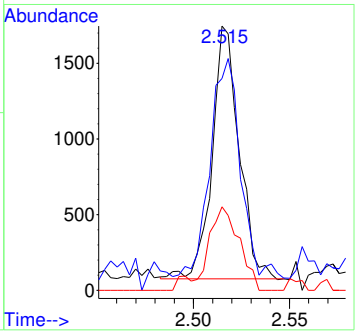

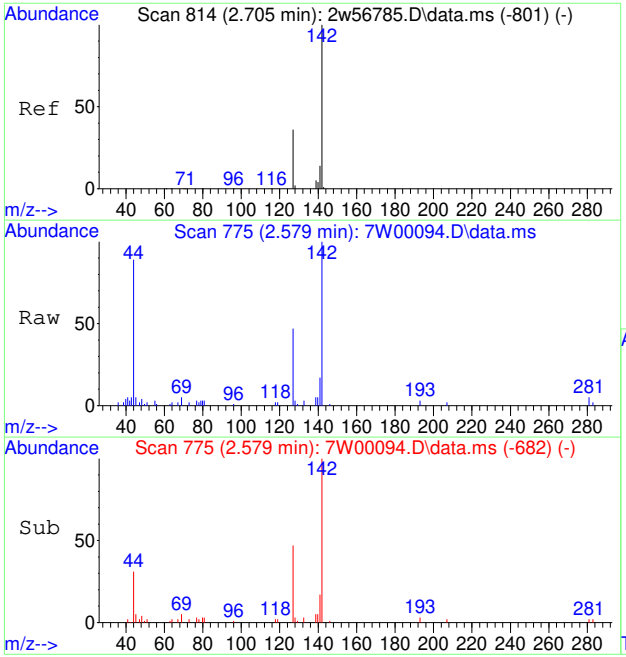

#25
IODOMETHANE
Concen: 0.16 PPBV
RT: 2.579 min Scan# 775
Delta R.T. -0.000 min
Lab File: 7W00094.D
Acq: 30 Nov 2022 12:06 pm

Tgt Ion:142 Resp: 4381

Ion	Ratio	Lower	Upper
142	100		
127	49.8	29.1	43.7#

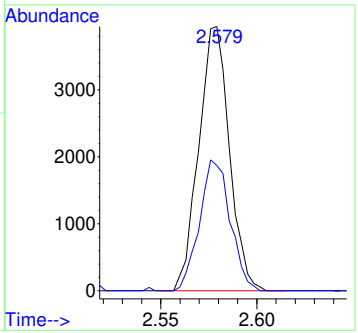

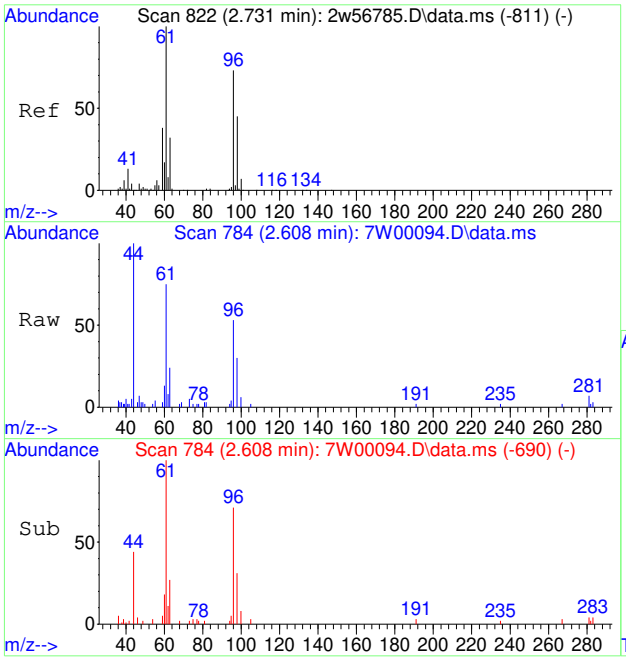

#26
1,1-DICHLOROETHYLENE
Concen: 0.16 PPBV
RT: 2.608 min Scan# 784
Delta R.T. 0.003 min
Lab File: 7W00094.D
Acq: 30 Nov 2022 12:06 pm

Tgt Ion: 96 Resp: 1823

Ion	Ratio	Lower	Upper
96	100		
61	152.4	109.4	164.2
63	56.2	36.2	54.2#

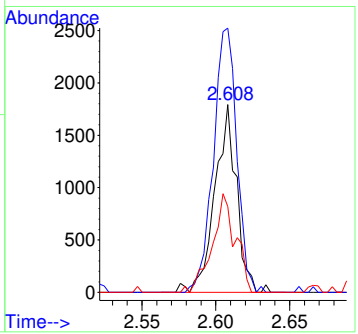

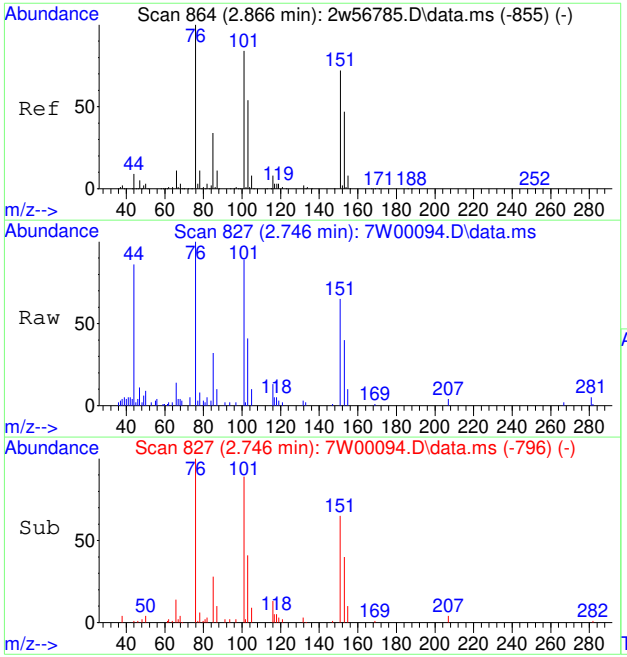

#27
CARBON DISULFIDE
Concen: 0.15 PPBV
RT: 2.746 min Scan# 827
Delta R.T. -0.000 min
Lab File: 7W00094.D
Acq: 30 Nov 2022 12:06 pm

Tgt Ion: 76 Resp: 4919

Ion	Ratio	Lower	Upper
76	100		
78	15.7	8.6	13.0#
44	12.0	7.2	10.8#

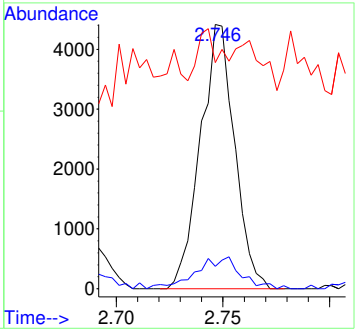

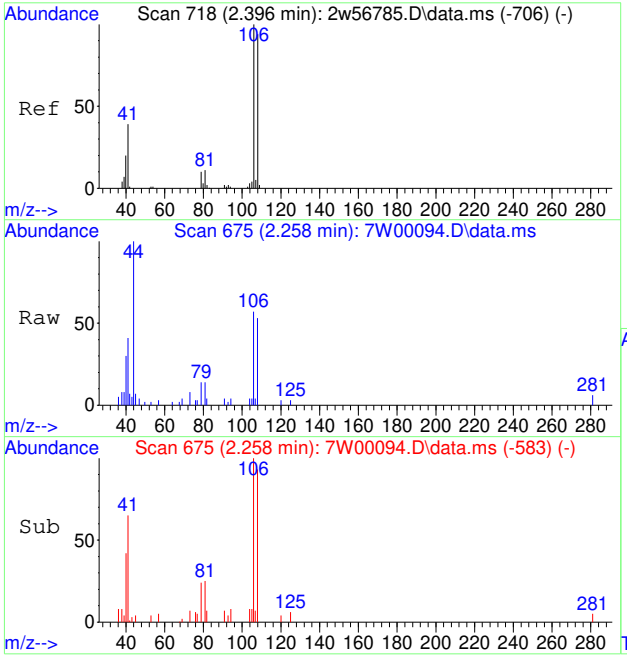

#29
BROMOETHENE
Concen: 0.13 PPBV
RT: 2.258 min Scan# 675
Delta R.T. -0.003 min
Lab File: 7W00094.D
Acq: 30 Nov 2022 12:06 pm

Tgt Ion:106 Resp: 1457

Ion	Ratio	Lower	Upper
106	100		
108	93.8	75.7	113.5
81	0.0	8.3	12.5#

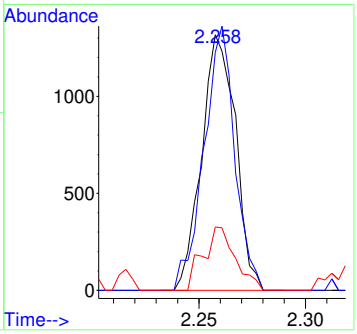

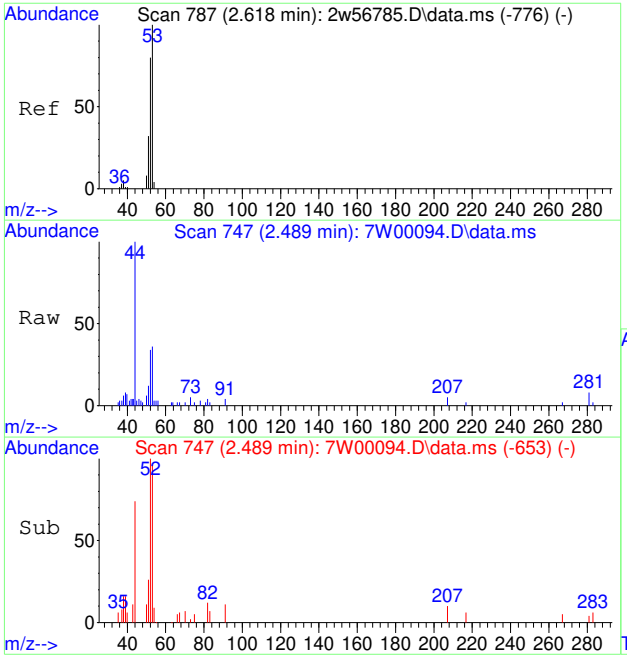

#30
ACRYLONITRILE
Concen: 0.13 PPBV
RT: 2.489 min Scan# 747
Delta R.T. 0.003 min
Lab File: 7W00094.D
Acq: 30 Nov 2022 12:06 pm

Tgt Ion: 52 Resp: 1258

Ion	Ratio	Lower	Upper
52	100		
53	113.8	102.0	153.0
51	53.8	34.8	52.2#

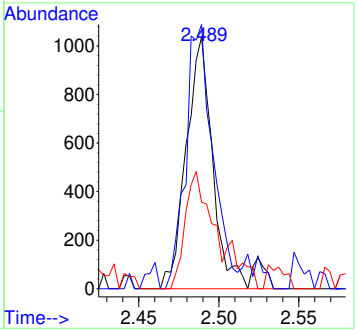

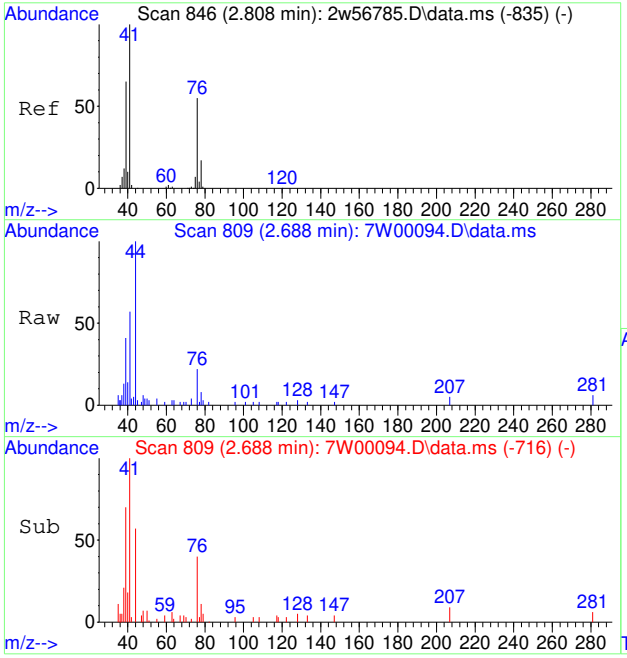

#32
3-CHLOROPROPENE
Concen: 0.17 PPBV
RT: 2.688 min Scan# 809
Delta R.T. -0.000 min
Lab File: 7W00094.D
Acq: 30 Nov 2022 12:06 pm

Tgt Ion: 76 Resp: 893

Ion	Ratio	Lower	Upper
76	100		
41	231.6	147.9	221.9#
39	183.0	94.6	141.8#
78	56.2	25.9	38.9#

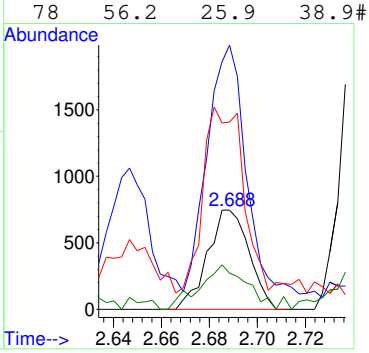

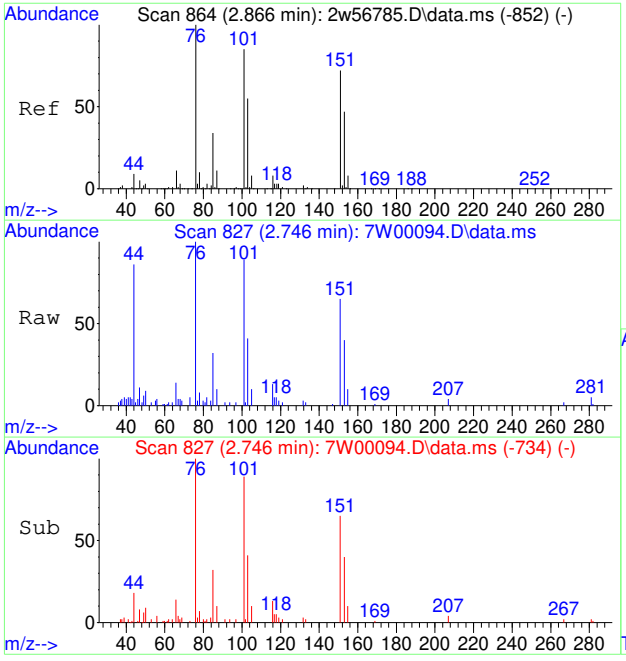

#33
FREON 113
Concen: 0.16 PPBV
RT: 2.746 min Scan# 827
Delta R.T. -0.000 min
Lab File: 7W00094.D
Acq: 30 Nov 2022 12:06 pm

Tgt Ion:151 Resp: 3021

Ion	Ratio	Lower	Upper
151	100		
101	133.4	94.8	142.2
103	82.8	61.0	91.4

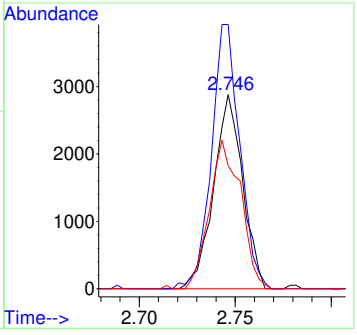

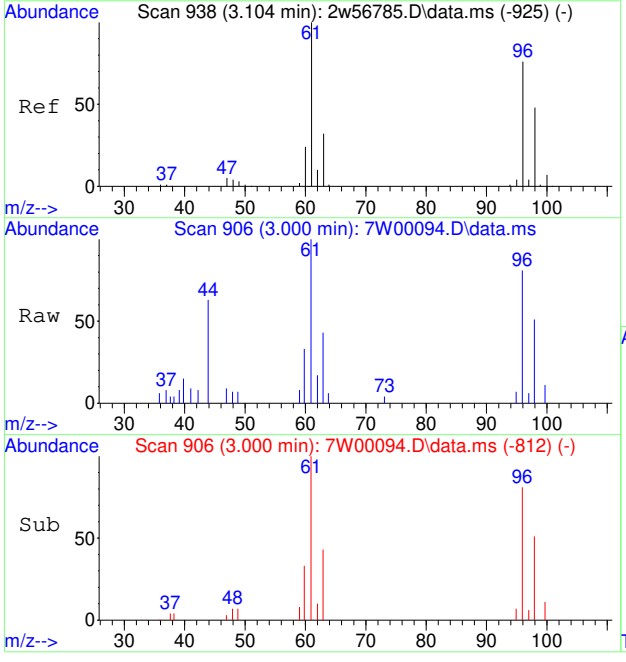

#34
TRANS-1,2-DICHLOROETHENE
Concen: 0.11 PPBV
RT: 3.000 min Scan# 906
Delta R.T. 0.003 min
Lab File: 7W00094.D
Acq: 30 Nov 2022 12:06 pm

Tgt Ion: 96 Resp: 1233

Ion	Ratio	Lower	Upper
96	100		
61	135.1	104.3	156.5
98	69.7	50.6	76.0

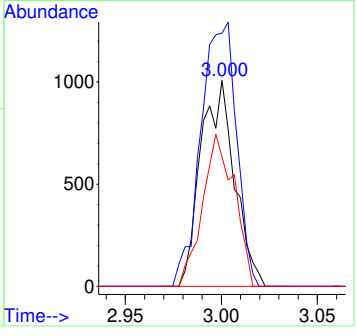

7.7.24
7

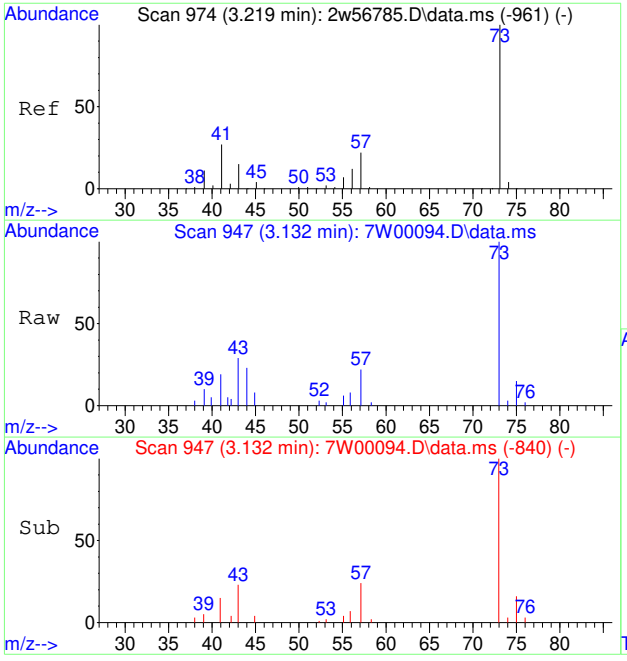

#36
METHYL TERTIARY BUTYL ETHER
Concen: 0.12 PPBV
RT: 3.132 min Scan# 947
Delta R.T. 0.013 min
Lab File: 7W00094.D
Acq: 30 Nov 2022 12:06 pm

Tgt Ion: 73 Resp: 3776

Ion	Ratio	Lower	Upper
73	100		
45	0.0	3.2	4.8#

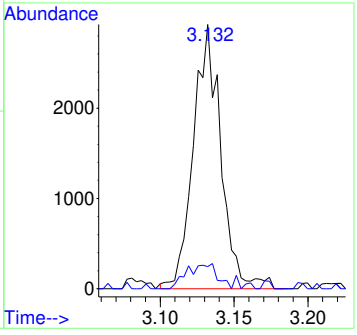

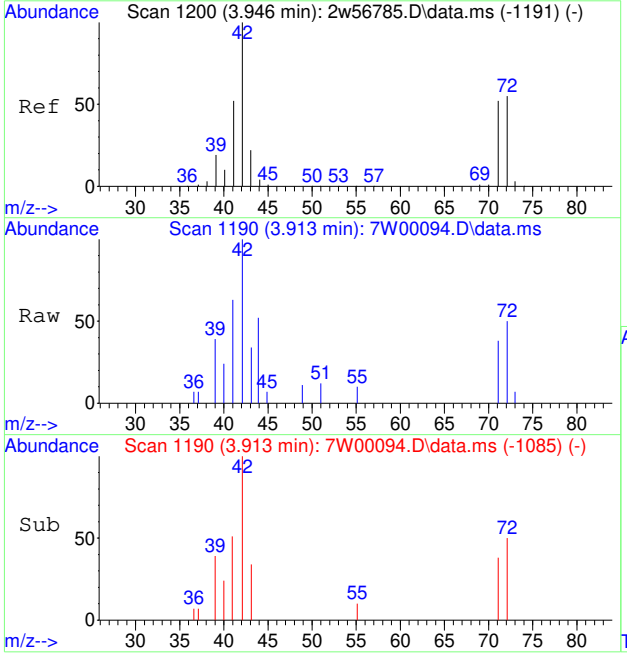

#37
TETRAHYDROFURAN
Concen: 0.11 PPBV
RT: 3.913 min Scan# 1190
Delta R.T. 0.038 min
Lab File: 7W00094.D
Acq: 30 Nov 2022 12:06 pm

Tgt Ion: 72 Resp: 570

Ion	Ratio	Lower	Upper
72	100		
42	215.3	149.0	223.6
71	104.2	74.5	111.7

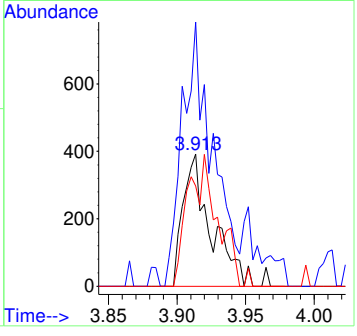

7.7.24

7

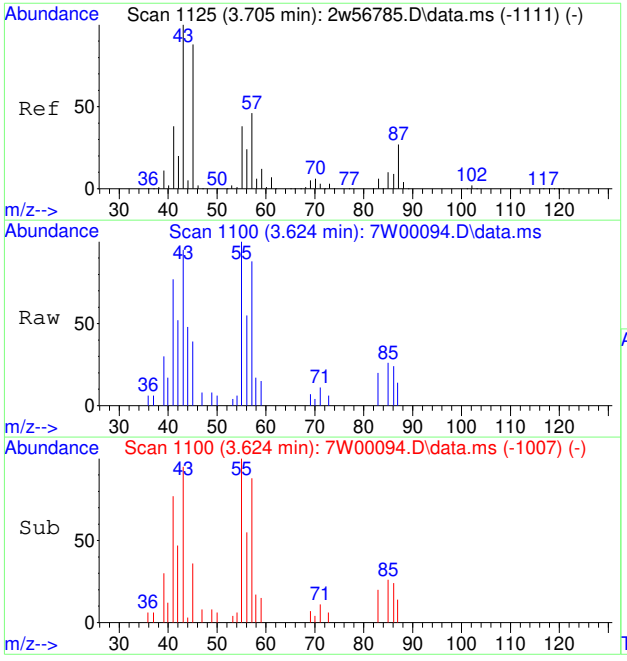

#38
HEXANE
Concen: 0.10 PPBV
RT: 3.624 min Scan# 1100
Delta R.T. -0.000 min
Lab File: 7W00094.D
Acq: 30 Nov 2022 12:06 pm

Tgt Ion: 57 Resp: 2042

Ion	Ratio	Lower	Upper
57	100		
56	57.1	42.0	63.0
41	110.1	66.2	99.2#

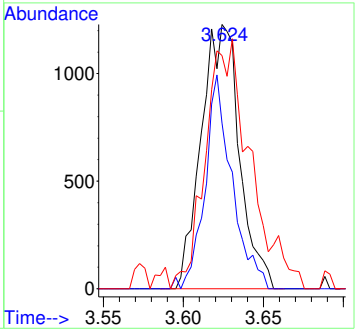

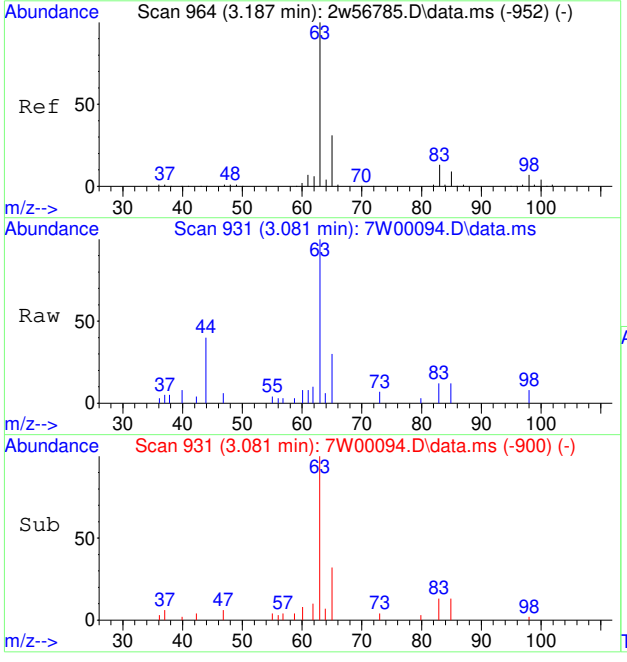

#40
1,1-DICHLOROETHANE
Concen: 0.09 PPBV
RT: 3.081 min Scan# 931
Delta R.T. -0.000 min
Lab File: 7W00094.D
Acq: 30 Nov 2022 12:06 pm

Tgt Ion: 63 Resp: 1961

Ion	Ratio	Lower	Upper
63	100		
65	35.5	25.3	37.9
83	0.0	10.6	16.0#

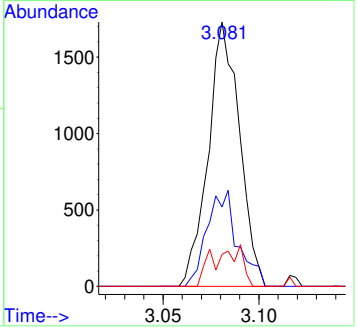

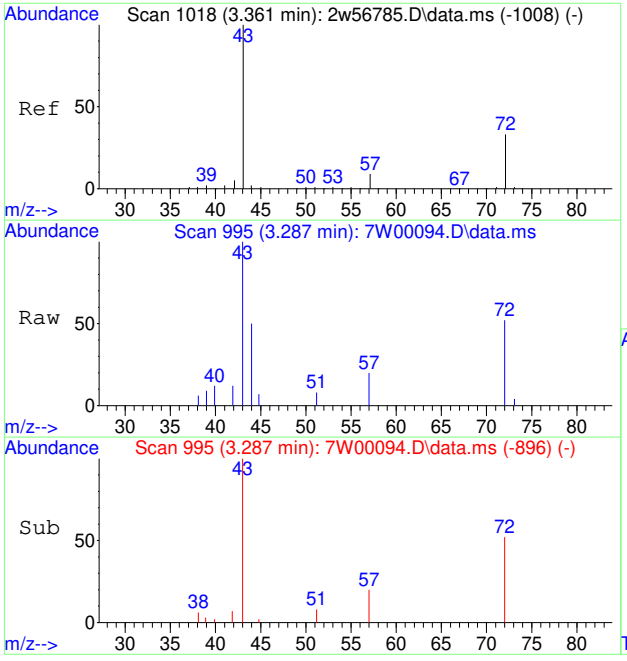

#41
METHYL ETHYL KETONE
Concen: 0.13 PPBV
RT: 3.287 min Scan# 995
Delta R.T. 0.019 min
Lab File: 7W00094.D
Acq: 30 Nov 2022 12:06 pm

Tgt Ion: 72 Resp: 751

Ion	Ratio	Lower	Upper
72	100		
57	0.0	22.2	33.4#
43	347.4	252.6	378.8

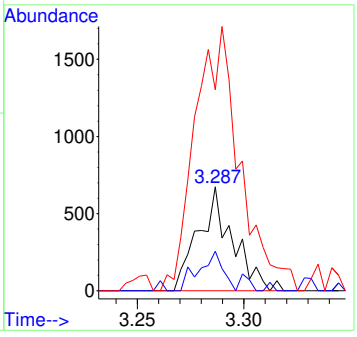

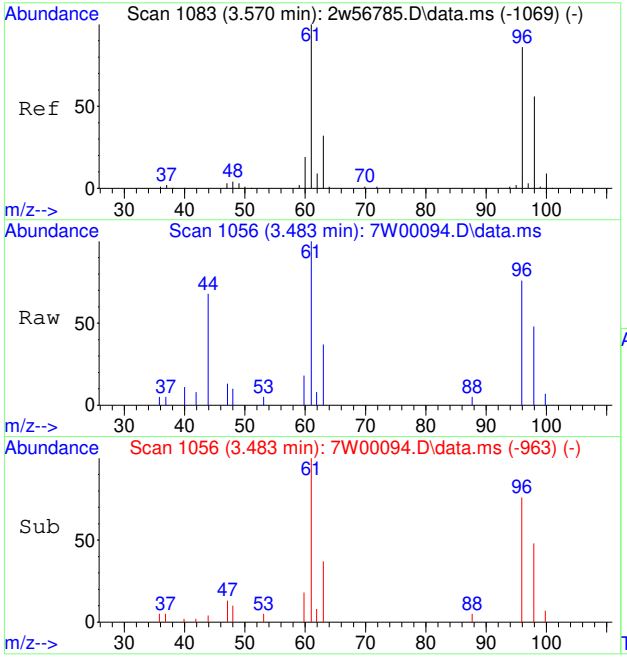

#42
CIS-1,2-DICHLOROETHENE
Concen: 0.11 PPBV
RT: 3.483 min Scan# 1056
Delta R.T. -0.000 min
Lab File: 7W00094.D
Acq: 30 Nov 2022 12:06 pm

Tgt Ion: 96 Resp: 1258

Ion	Ratio	Lower	Upper
96	100		
98	71.0	51.1	76.7
61	136.2	93.9	140.9

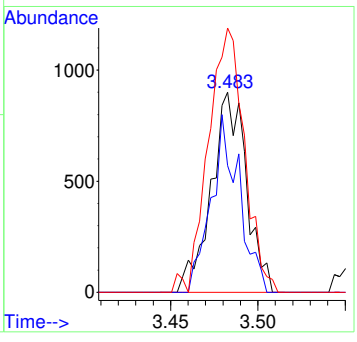

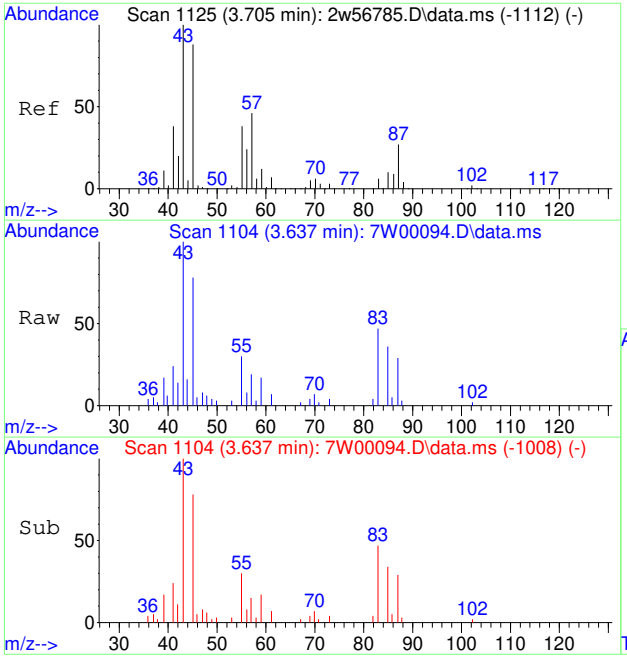

#43
DIISOPROPYL ETHER
Concen: 0.11 PPBV
RT: 3.637 min Scan# 1104
Delta R.T. 0.010 min
Lab File: 7W00094.D
Acq: 30 Nov 2022 12:06 pm

Tgt Ion: 59 Resp: 660

Ion	Ratio	Lower	Upper
59	100		
45	601.4	539.8	809.8

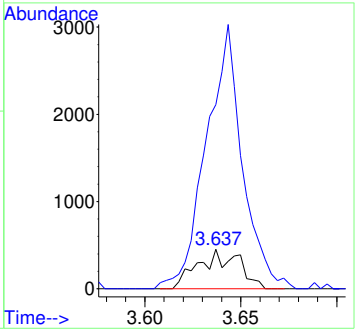

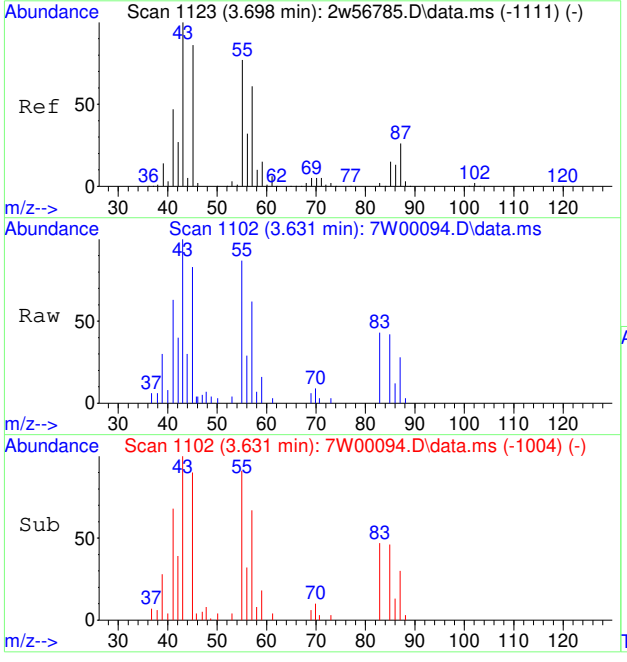

#45
METHYL ACRYLATE
Concen: 0.09 PPBV
RT: 3.631 min Scan# 1102
Delta R.T. 0.016 min
Lab File: 7W00094.D
Acq: 30 Nov 2022 12:06 pm

Tgt Ion: 55 Resp: 2404

Ion	Ratio	Lower	Upper
55	100		
85	92.2	0.0	0.0#
58	0.0	11.7	17.5#

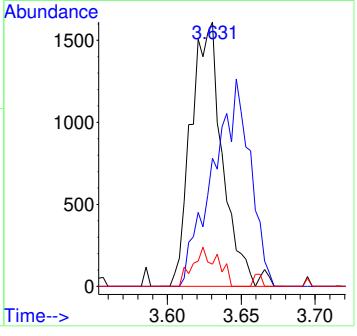

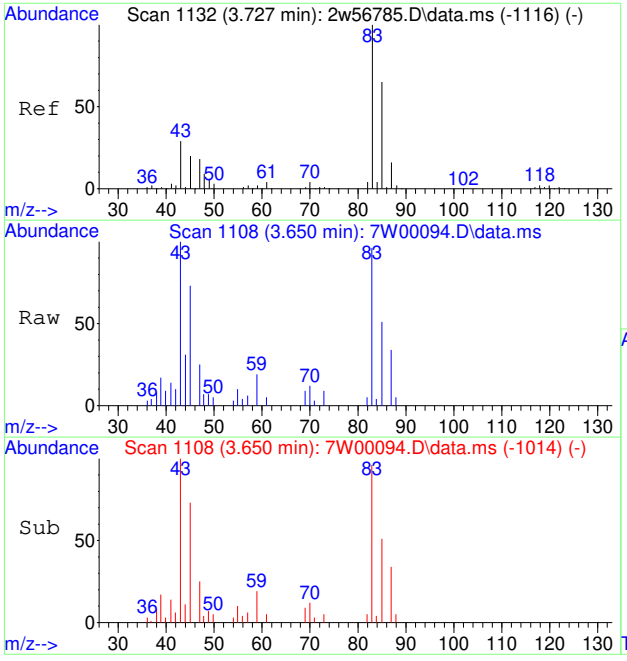

#46
CHLOROFORM
Concen: 0.12 PPBV
RT: 3.650 min Scan# 1108
Delta R.T. 0.003 min
Lab File: 7W00094.D
Acq: 30 Nov 2022 12:06 pm

Tgt Ion: 83 Resp: 2787

Ion	Ratio	Lower	Upper
83	100		
85	79.5	64.2	96.4
47	28.8	15.2	22.8#

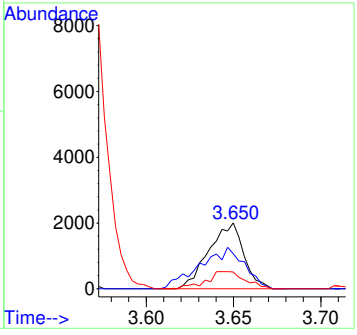

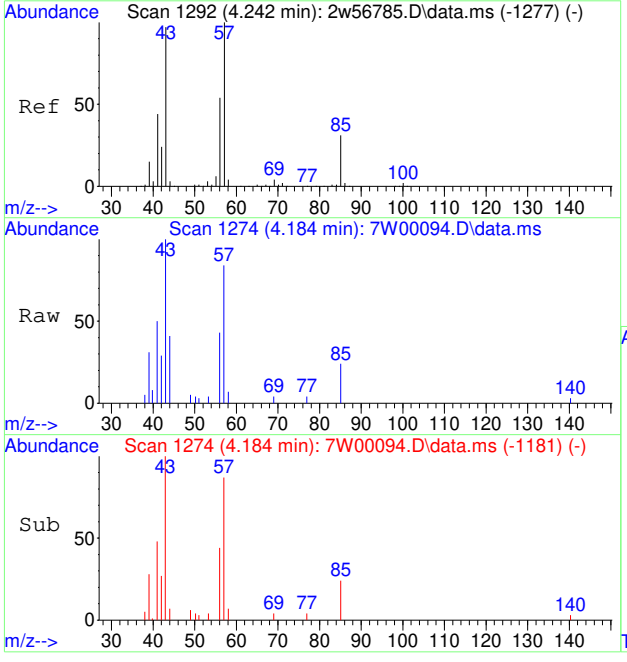

#47
2,4-DIMETHYLPENTANE
Concen: 0.09 PPBV
RT: 4.184 min Scan# 1274
Delta R.T. -0.000 min
Lab File: 7W00094.D
Acq: 30 Nov 2022 12:06 pm

Tgt Ion: 57 Resp: 2172

Ion	Ratio	Lower	Upper
57	100		
56	55.5	43.9	65.9
85	33.4	25.0	37.6

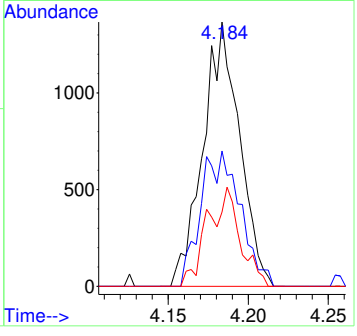

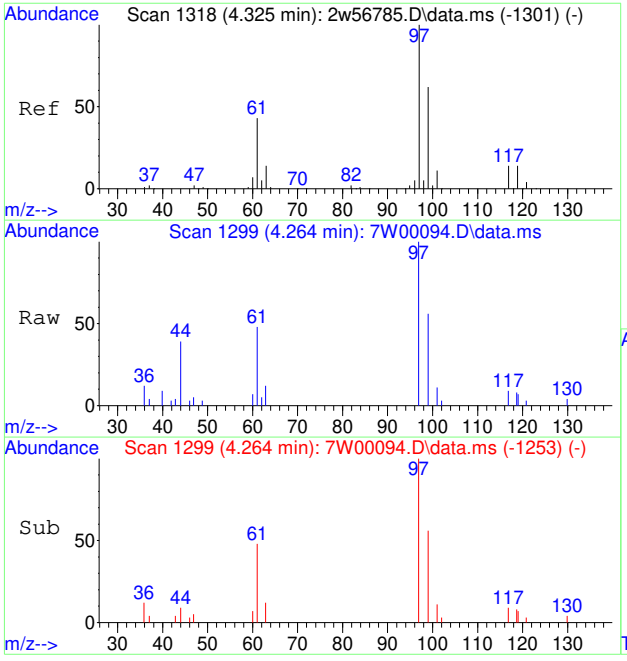

#48
1,1,1-TRICHLOROETHANE
Concen: 0.11 PPBV
RT: 4.264 min Scan# 1299
Delta R.T. -0.003 min
Lab File: 7W00094.D
Acq: 30 Nov 2022 12:06 pm

Tgt Ion: 97 Resp: 2607

Ion	Ratio	Lower	Upper
97	100		
99	68.2	50.8	76.2
61	52.4	34.8	52.2#

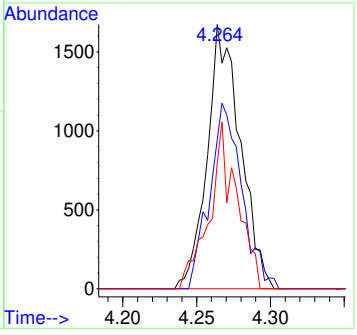

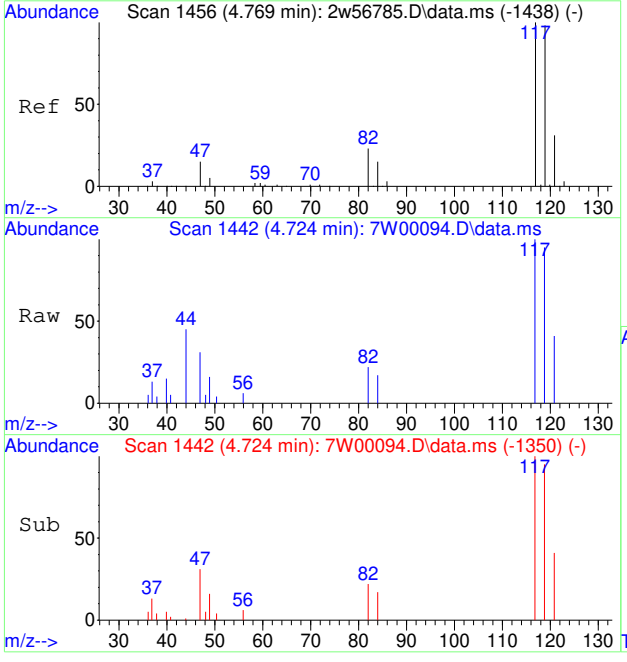

#49
CARBON TETRACHLORIDE
Concen: 0.10 PPBV
RT: 4.724 min Scan# 1442
Delta R.T. -0.003 min
Lab File: 7W00094.D
Acq: 30 Nov 2022 12:06 pm

Tgt Ion:117 Resp: 2485

Ion	Ratio	Lower	Upper
117	100		
119	99.8	77.5	116.3
121	33.0	24.9	37.3

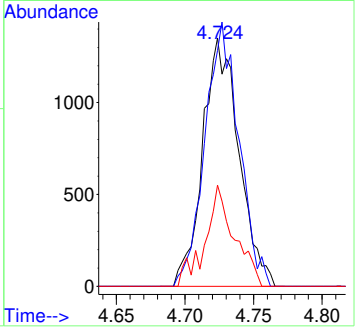

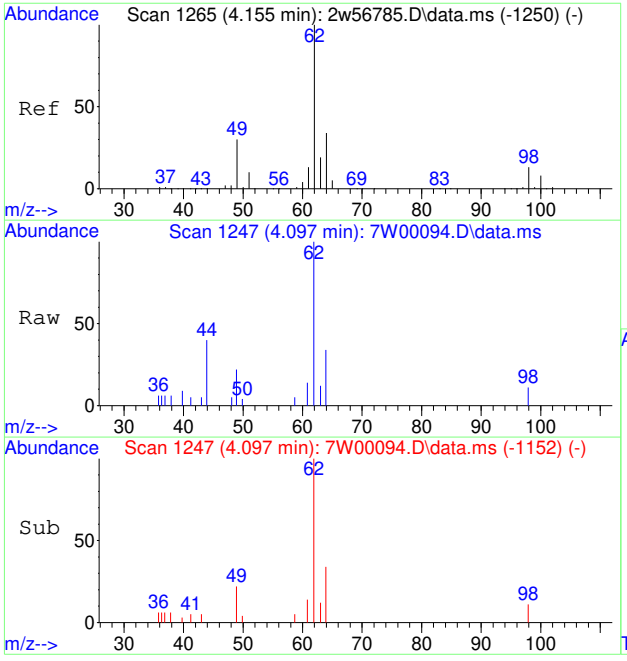

#50
1,2-DICHLOROETHANE
Concen: 0.11 PPBV
RT: 4.097 min Scan# 1247
Delta R.T. 0.006 min
Lab File: 7W00094.D
Acq: 30 Nov 2022 12:06 pm

Tgt Ion: 62 Resp: 1830

Ion	Ratio	Lower	Upper
62	100		
64	37.6	26.6	40.0
98	0.0	10.1	15.1#

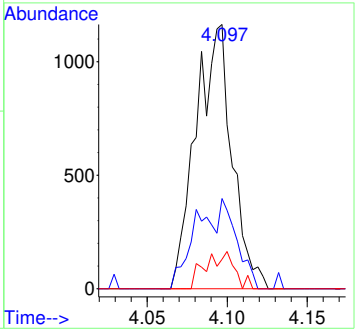

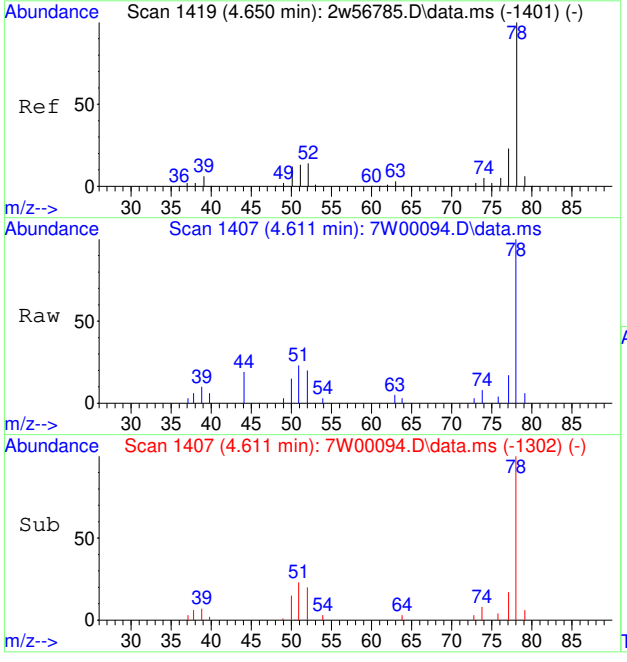

#51
BENZENE
Concen: 0.12 PPBV
RT: 4.611 min Scan# 1407
Delta R.T. 0.006 min
Lab File: 7W00094.D
Acq: 30 Nov 2022 12:06 pm

Tgt Ion: 78 Resp: 3992

Ion	Ratio	Lower	Upper
78	100		
52	17.7	0.0	34.0
51	19.6	0.0	33.5

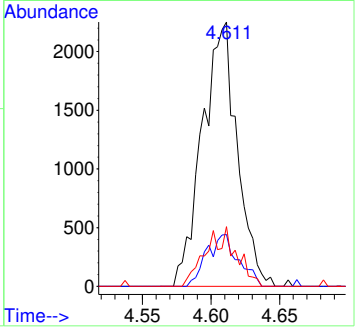

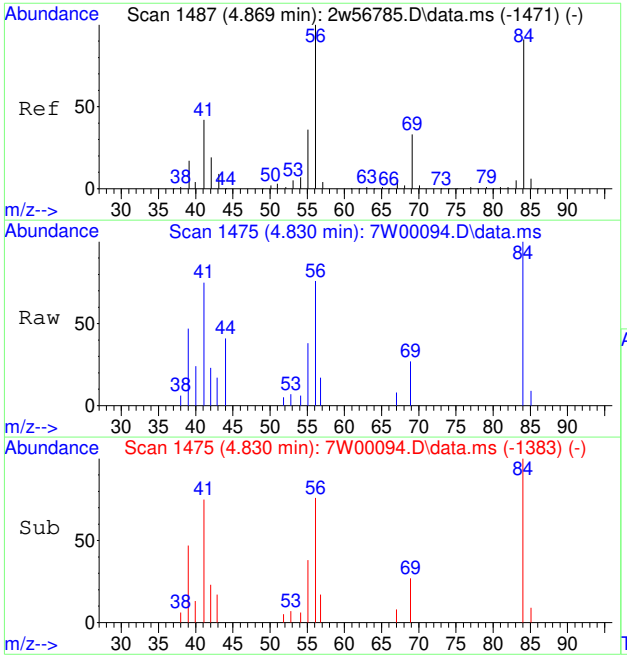

#53
CYCLOHEXANE
Concen: 0.12 PPBV
RT: 4.830 min Scan# 1475
Delta R.T. -0.003 min
Lab File: 7W00094.D
Acq: 30 Nov 2022 12:06 pm

Tgt Ion: 84 Resp: 1535

Ion	Ratio	Lower	Upper
84	100		
69	39.2	28.2	42.2
56	119.8	88.1	132.1

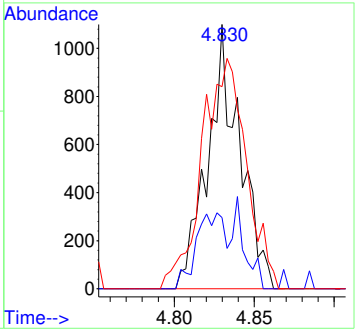

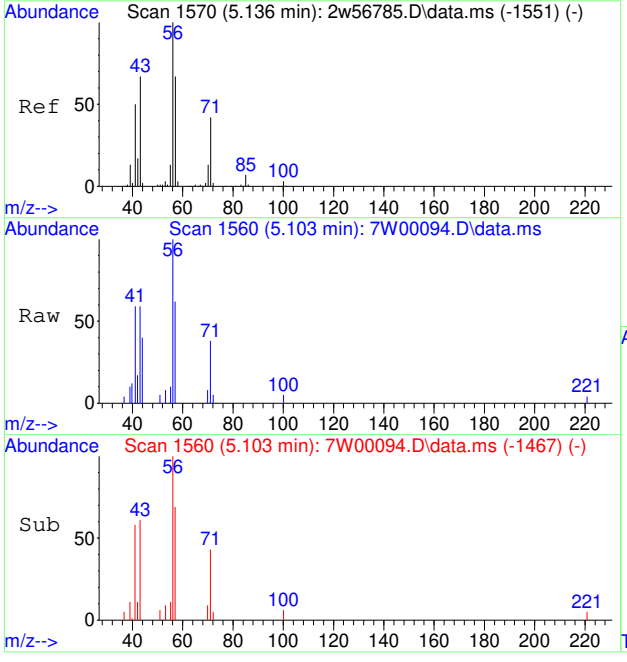

#54
2,3-DIMETHYLPENTANE
Concen: 0.12 PPBV
RT: 5.103 min Scan# 1560
Delta R.T. -0.000 min
Lab File: 7W00094.D
Acq: 30 Nov 2022 12:06 pm

Tgt Ion: 71 Resp: 829

Ion	Ratio	Lower	Upper
71	100		
56	260.4	188.6	283.0
85	0.0	13.4	20.0#

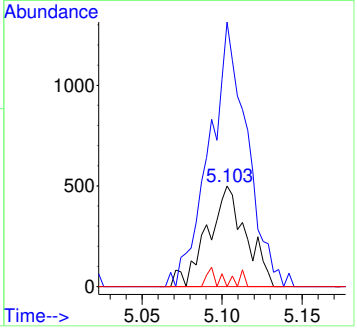

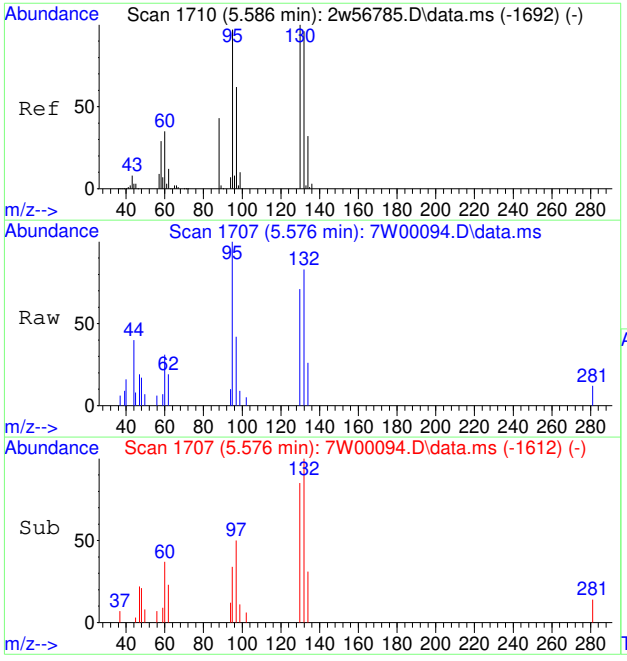

#55
TRICHLOROETHENE
Concen: 0.12 PPBV
RT: 5.576 min Scan# 1707
Delta R.T. 0.006 min
Lab File: 7W00094.D
Acq: 30 Nov 2022 12:06 pm

Tgt Ion: 95 Resp: 1921

Ion	Ratio	Lower	Upper
95	100		
130	84.6	83.2	124.8
132	105.4	79.8	119.6
97	62.2	51.3	76.9

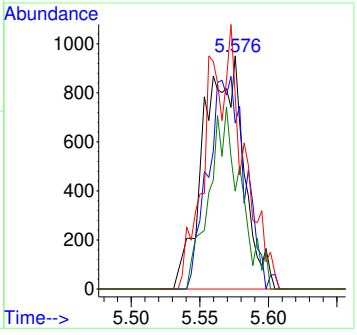

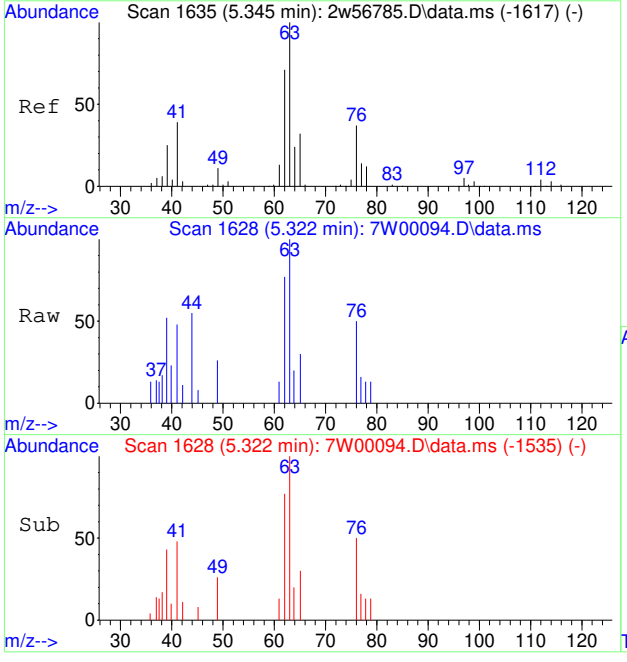

#56
1,2-DICHLOROPROPANE
Concen: 0.11 PPBV
RT: 5.322 min Scan# 1628
Delta R.T. -0.000 min
Lab File: 7W00094.D
Acq: 30 Nov 2022 12:06 pm

Tgt Ion: 63 Resp: 1386

Ion	Ratio	Lower	Upper
63	100		
65	0.0	25.0	37.6#
76	46.3	29.3	43.9#

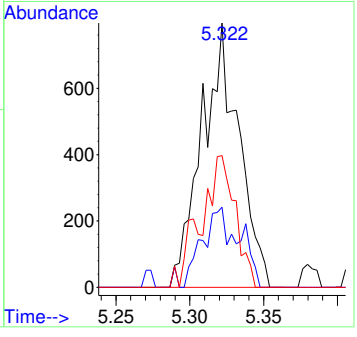

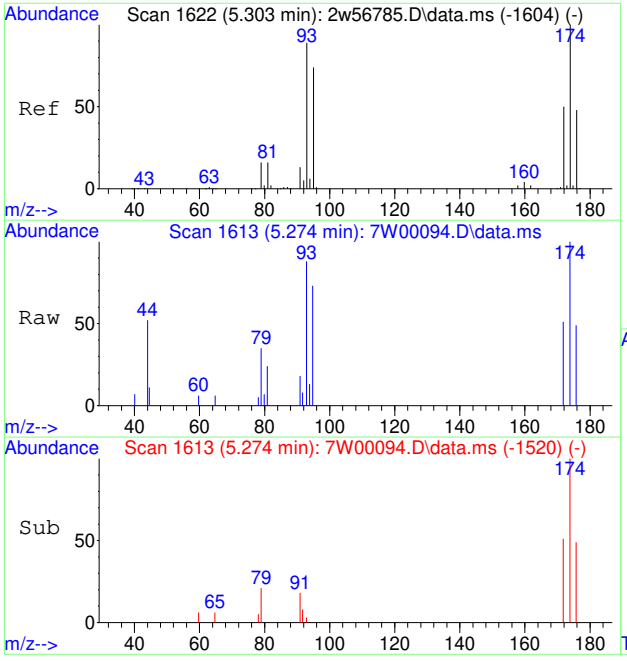

#57
DIBROMOMETHANE
Concen: 0.12 PPBV
RT: 5.274 min Scan# 1613
Delta R.T. -0.000 min
Lab File: 7W00094.D
Acq: 30 Nov 2022 12:06 pm

Tgt Ion:174 Resp: 1691

Ion	Ratio	Lower	Upper
174	100		
93	114.3	71.9	107.9#
95	83.0	60.4	90.6
172	50.4	41.0	61.6

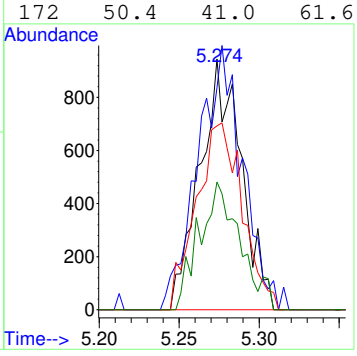

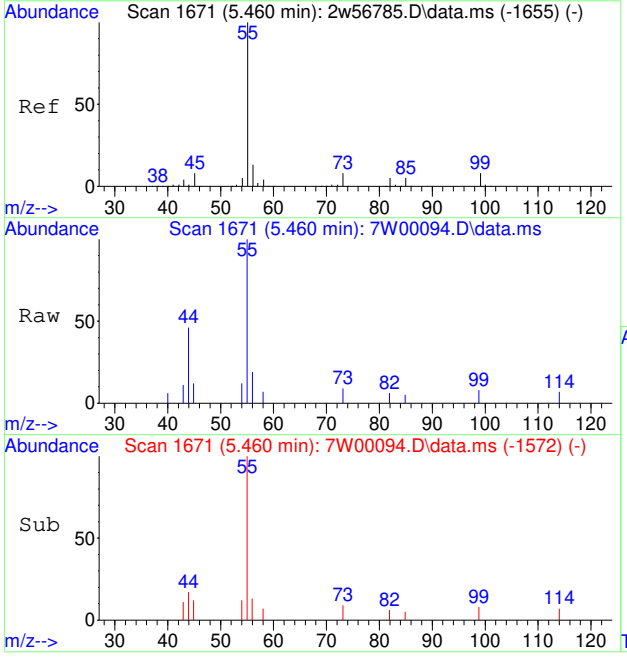

#58
ETHYL ACRYLATE
Concen: 0.10 PPBV
RT: 5.460 min Scan# 1671
Delta R.T. 0.019 min
Lab File: 7W00094.D
Acq: 30 Nov 2022 12:06 pm

Tgt Ion: 55 Resp: 2677

Ion	Ratio	Lower	Upper
55	100		
56	0.0	10.0	15.0#
45	0.0	6.8	10.2#
99	0.0	6.6	9.8#

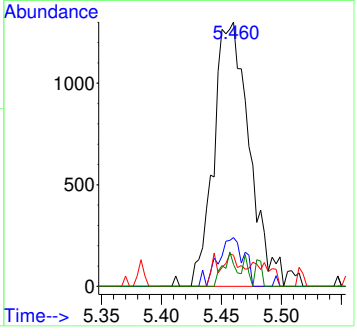

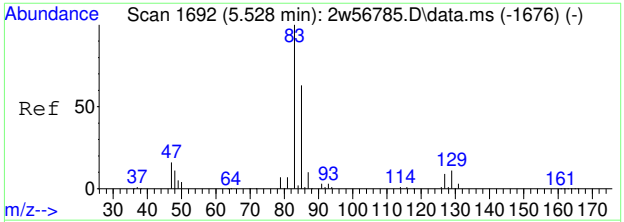

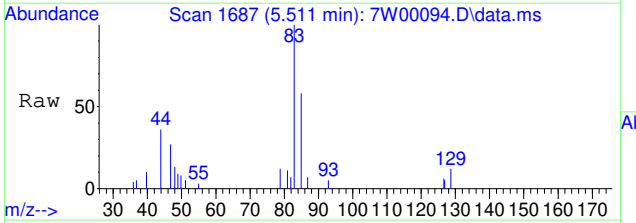

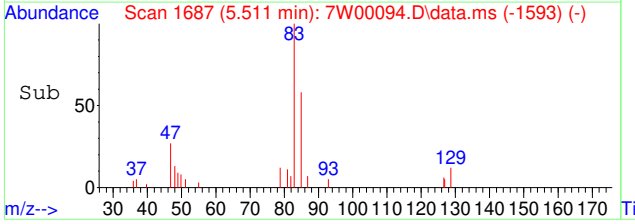

#59
BROMODICHLOROMETHANE
Concen: 0.11 PPBV
RT: 5.511 min Scan# 1687
Delta R.T. 0.003 min
Lab File: 7W00094.D
Acq: 30 Nov 2022 12:06 pm

Tgt Ion: 83 Resp: 2690

Ion	Ratio	Lower	Upper
83	100		
85	67.7	51.8	77.8

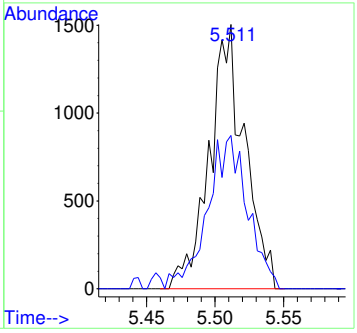

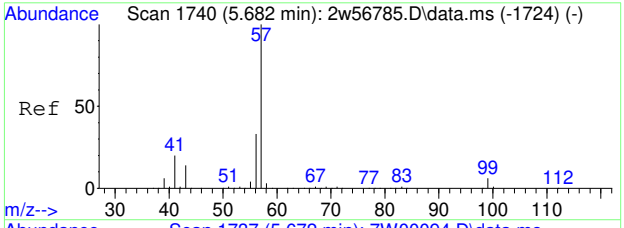

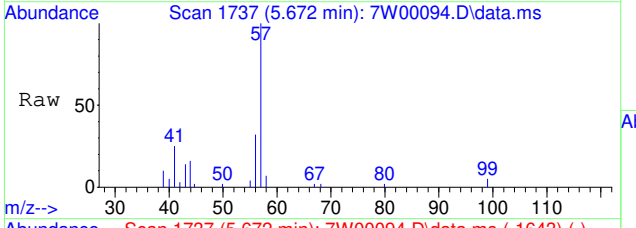

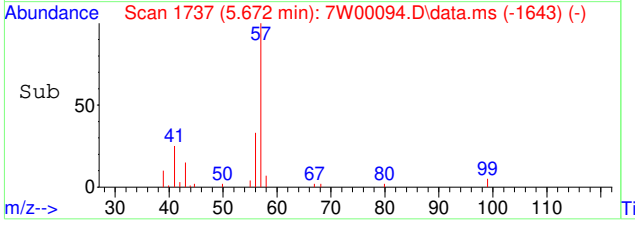

#60
2,2,4-TRIMETHYLPENTANE
Concen: 0.11 PPBV
RT: 5.672 min Scan# 1737
Delta R.T. 0.003 min
Lab File: 7W00094.D
Acq: 30 Nov 2022 12:06 pm

Tgt Ion: 57 Resp: 6266

Ion	Ratio	Lower	Upper
57	100		
56	32.2	26.3	39.5
99	0.0	5.0	7.6#

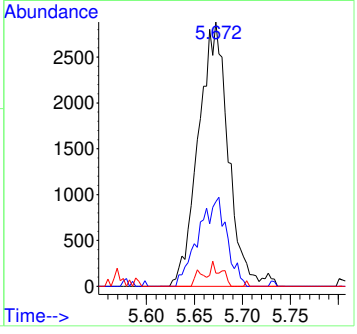

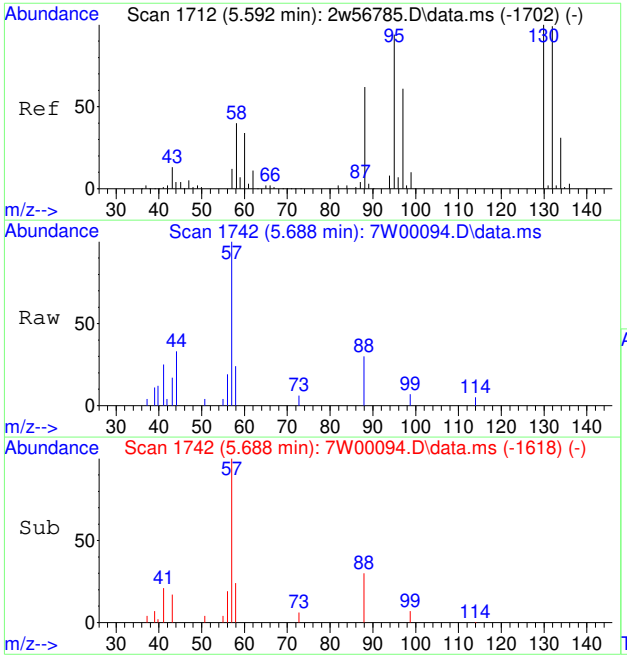

#61
1,4-DIOXANE
Concen: 0.08 PPBV
RT: 5.688 min Scan# 1742
Delta R.T. 0.100 min
Lab File: 7W00094.D
Acq: 30 Nov 2022 12:06 pm

Tgt Ion: 88 Resp: 584

Ion	Ratio	Lower	Upper
88	100		
57	0.0	15.0	22.4#
58	104.6	50.1	75.1#
43	0.0	15.4	23.0#

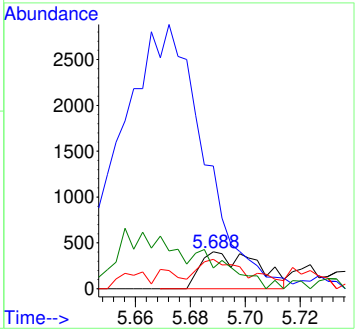

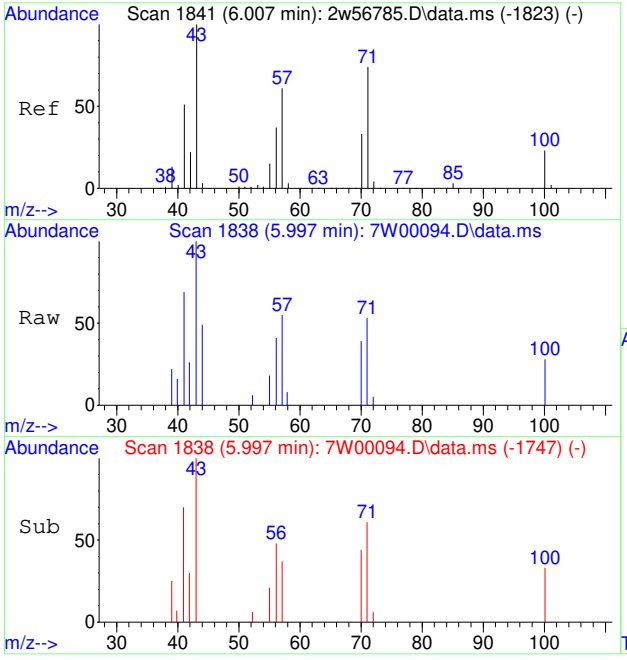

#62
HEPTANE
Concen: 0.11 PPBV
RT: 5.997 min Scan# 1838
Delta R.T. -0.007 min
Lab File: 7W00094.D
Acq: 30 Nov 2022 12:06 pm

Tgt Ion: 43 Resp: 2179

Ion	Ratio	Lower	Upper
43	100		
71	60.2	60.6	90.8#
57	66.5	50.2	75.4

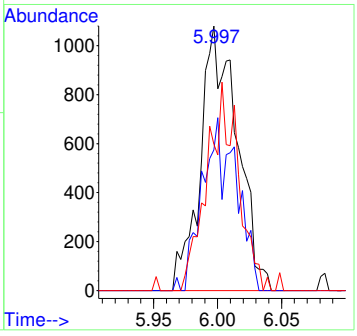

7.7.24

7

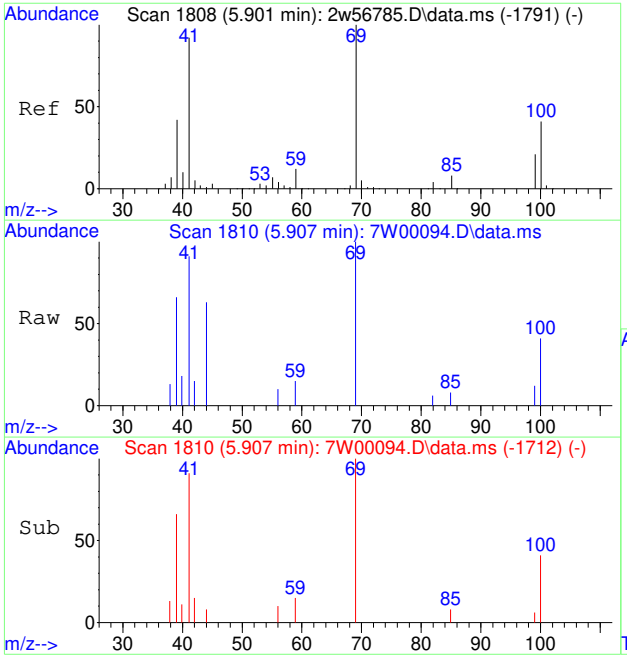

#63
METHYL METHACRYLATE
Concen: 0.13 PPBV
RT: 5.907 min Scan# 1810
Delta R.T. 0.016 min
Lab File: 7W00094.D
Acq: 30 Nov 2022 12:06 pm

Tgt Ion: 69 Resp: 1572

Ion	Ratio	Lower	Upper
69	100		
41	109.8	74.2	111.4
100	32.0	32.2	48.4#

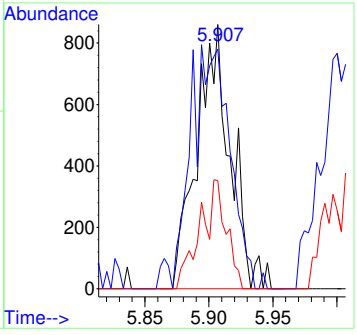

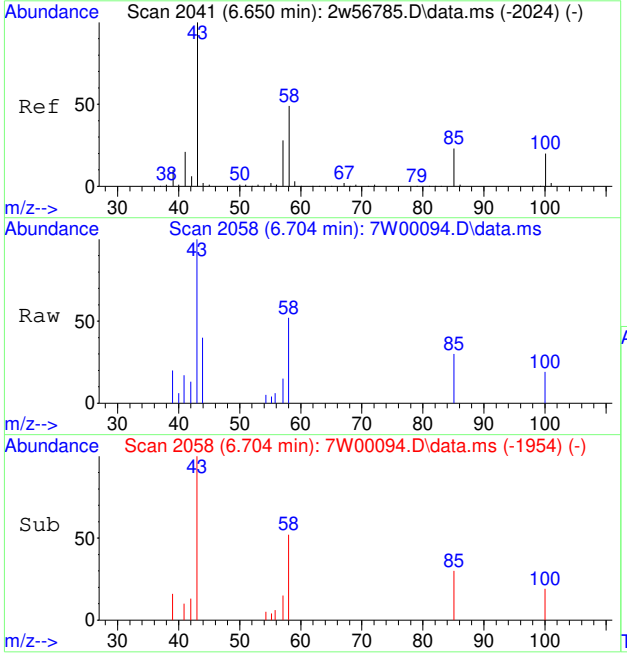

#64
METHYL ISOBUTYL KETONE
Concen: 0.11 PPBV
RT: 6.704 min Scan# 2058
Delta R.T. 0.035 min
Lab File: 7W00094.D
Acq: 30 Nov 2022 12:06 pm

Tgt Ion: 58 Resp: 1192

Ion	Ratio	Lower	Upper
58	100		
43	277.9	168.2	252.4#
100	45.3	33.6	50.4
85	48.7	36.7	55.1

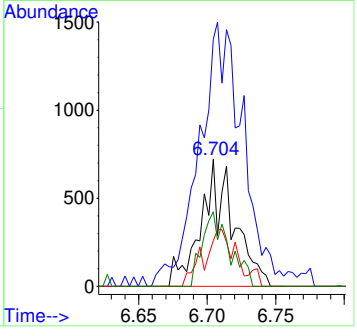

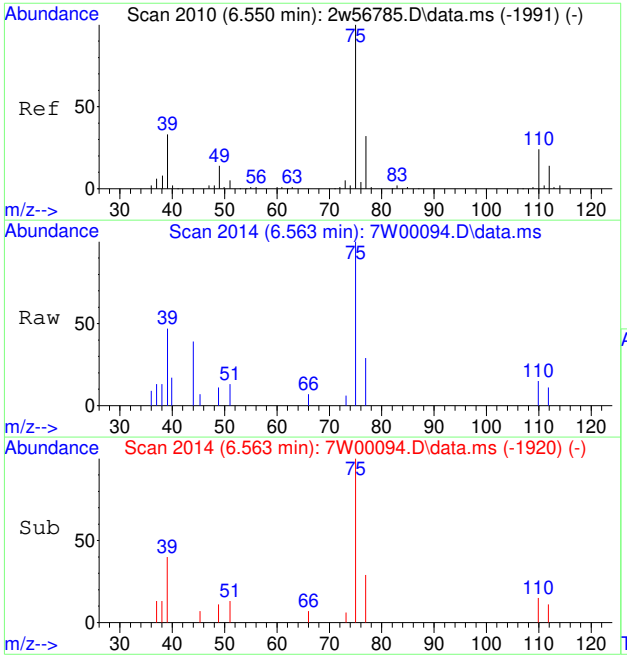

#65
CIS-1,3-DICHLOROPROPENE
Concen: 0.12 PPBV
RT: 6.563 min Scan# 2014
Delta R.T. 0.003 min
Lab File: 7W00094.D
Acq: 30 Nov 2022 12:06 pm

Tgt Ion: 75 Resp: 2027

Ion	Ratio	Lower	Upper
75	100		
77	29.2	25.5	38.3
39	58.4	26.2	39.4#

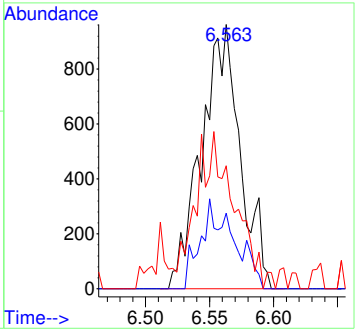

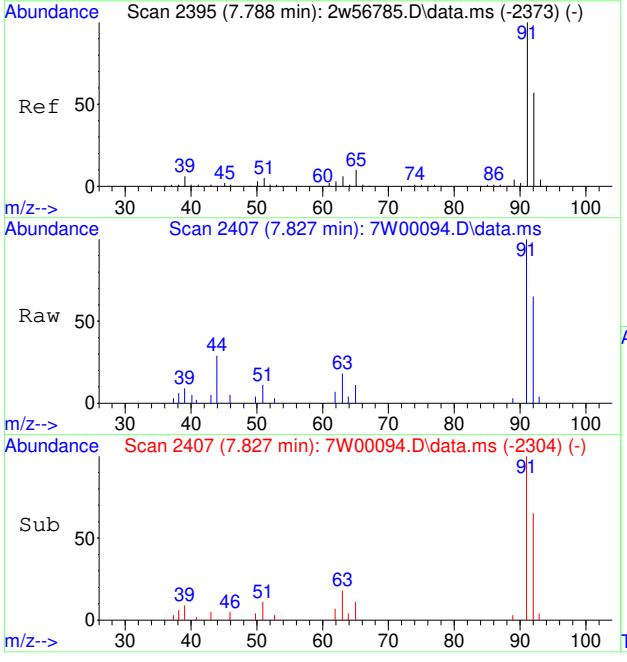

#66
TOLUENE
Concen: 0.13 PPBV
RT: 7.827 min Scan# 2407
Delta R.T. -0.000 min
Lab File: 7W00094.D
Acq: 30 Nov 2022 12:06 pm

Tgt Ion: 91 Resp: 5221

Ion	Ratio	Lower	Upper
91	100		
92	62.7	38.9	78.9

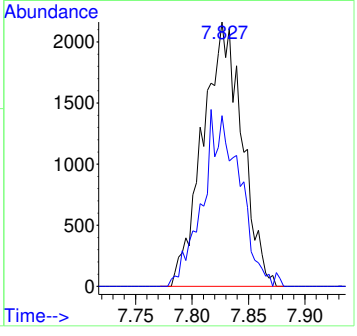

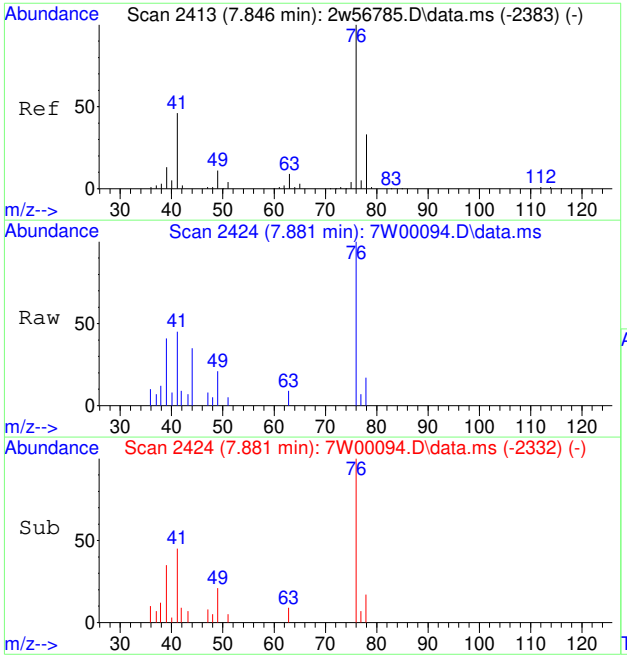

#67
1,3-DICHLOROPROPANE
Concen: 0.12 PPBV
RT: 7.881 min Scan# 2424
Delta R.T. -0.003 min
Lab File: 7W00094.D
Acq: 30 Nov 2022 12:06 pm

Tgt Ion: 76 Resp: 2396

Ion	Ratio	Lower	Upper
76	100		
78	36.9	26.0	39.0
63	0.0	7.5	11.3#

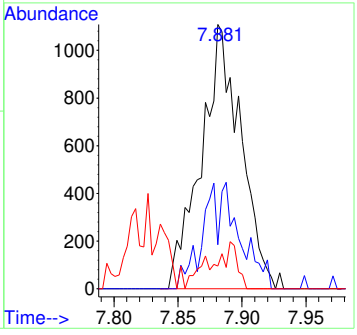

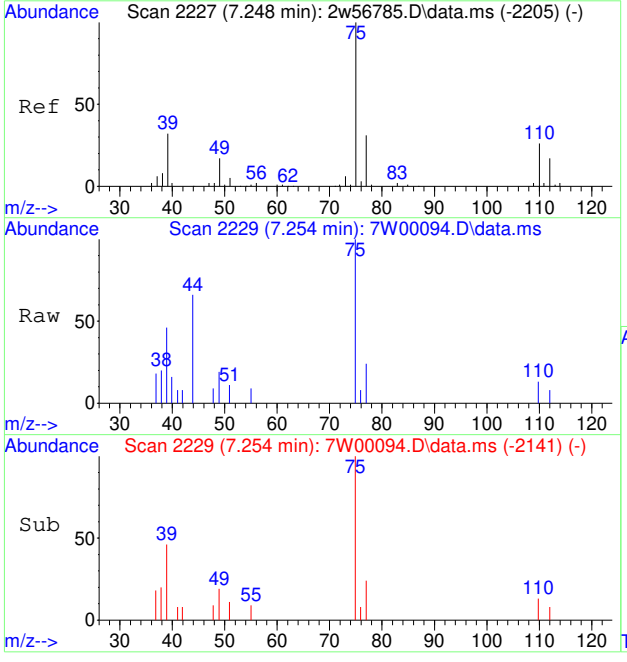

#68
TRANS-1,3-DICHLOROPROPENE
Concen: 0.10 PPBV
RT: 7.254 min Scan# 2229
Delta R.T. -0.016 min
Lab File: 7W00094.D
Acq: 30 Nov 2022 12:06 pm

Tgt Ion: 75 Resp: 1540

Ion	Ratio	Lower	Upper
75	100		
77	33.9	25.8	38.6
39	72.7	26.2	39.4#

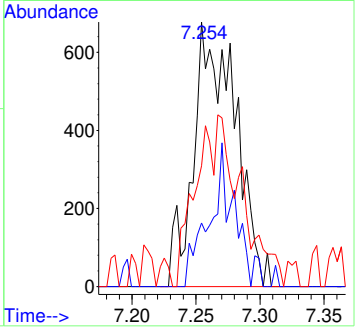

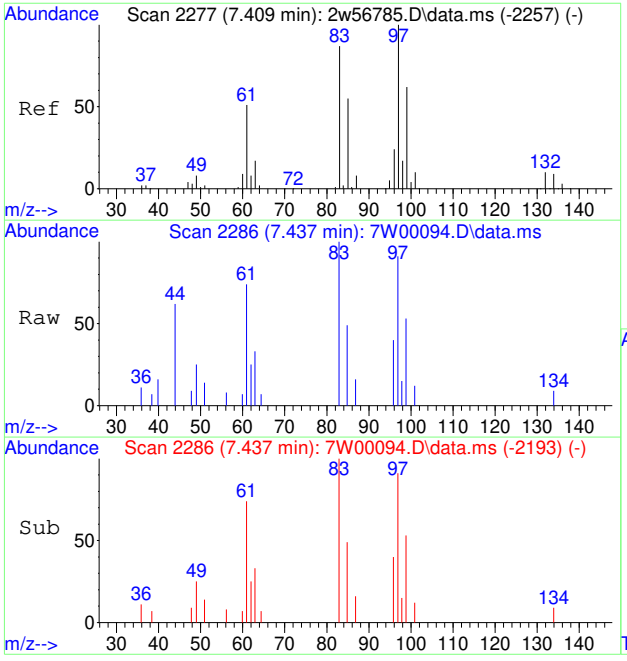

#69
1,1,2-TRICHLOROETHANE
Concen: 0.12 PPBV
RT: 7.437 min Scan# 2286
Delta R.T. -0.000 min
Lab File: 7W00094.D
Acq: 30 Nov 2022 12:06 pm

Tgt Ion: 83 Resp: 1390

Ion	Ratio	Lower	Upper
83	100		
97	115.9	93.1	139.7
85	58.1	51.0	76.6

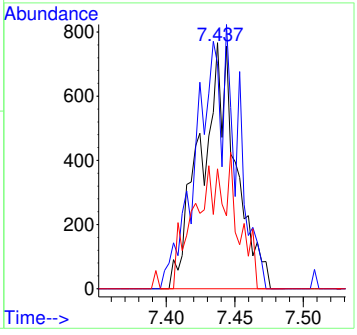

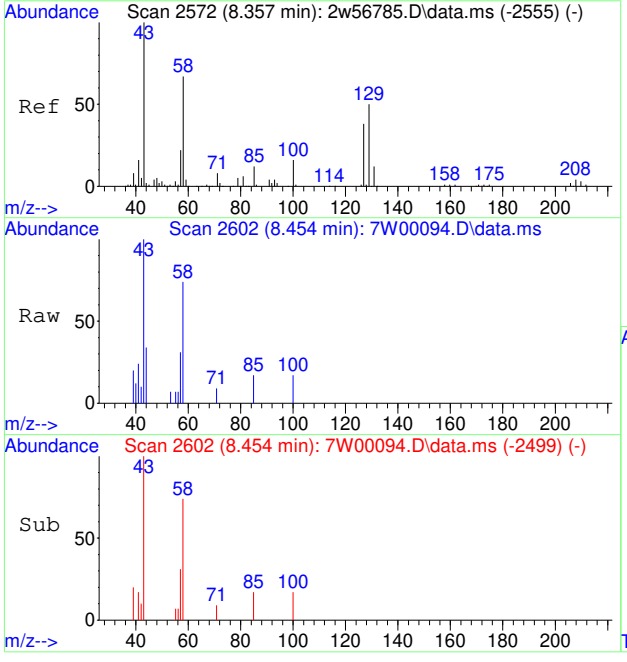

#70
2-HEXANONE
Concen: 0.11 PPBV
RT: 8.454 min Scan# 2602
Delta R.T. 0.032 min
Lab File: 7W00094.D
Acq: 30 Nov 2022 12:06 pm

Tgt Ion: 58 Resp: 1566

Ion	Ratio	Lower	Upper
58	100		
43	189.1	120.6	181.0#
100	0.0	19.3	28.9#

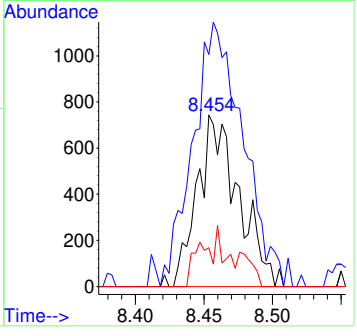

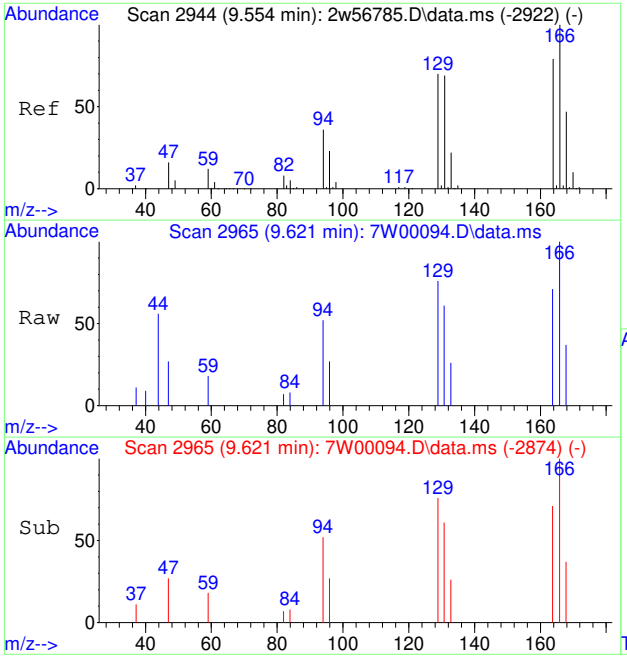

#72
TETRACHLOROETHENE
Concen: 0.11 PPBV
RT: 9.621 min Scan# 2965
Delta R.T. -0.007 min
Lab File: 7W00094.D
Acq: 30 Nov 2022 12:06 pm

Tgt Ion:164 Resp: 1794

Ion	Ratio	Lower	Upper
164	100		
129	97.9	72.0	108.0
168	60.1	48.6	72.8
131	95.0	69.0	103.6

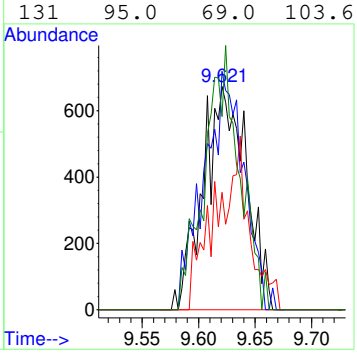

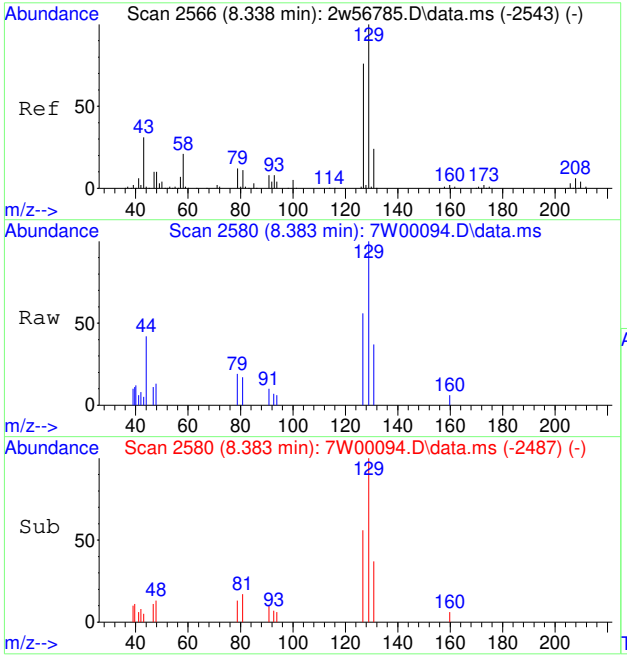

#73
DIBROMOCHLOROMETHANE
Concen: 0.10 PPBV
RT: 8.383 min Scan# 2580
Delta R.T. -0.000 min
Lab File: 7W00094.D
Acq: 30 Nov 2022 12:06 pm

Tgt Ion:129 Resp: 2478

Ion	Ratio	Lower	Upper
129	100		
127	71.2	61.4	92.0
131	24.2	19.3	28.9

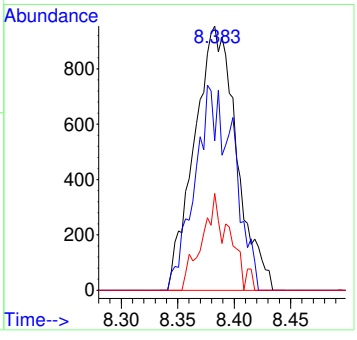

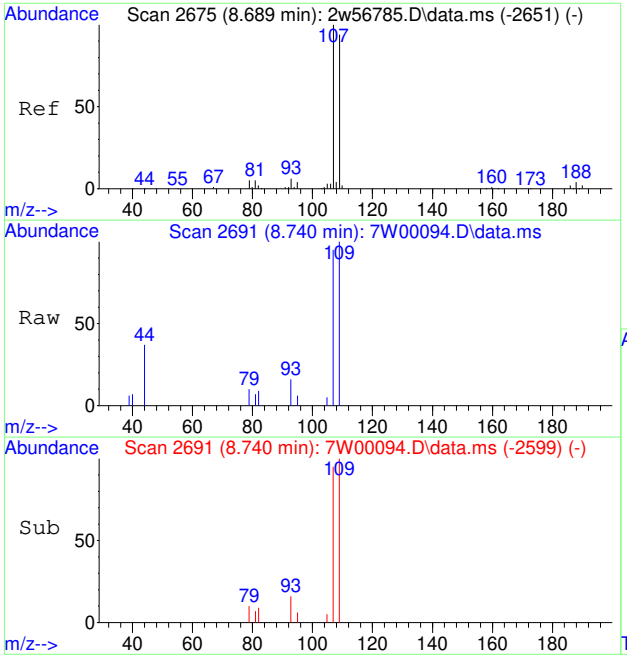

#74
1,2-DIBROMOETHANE
Concen: 0.11 PPBV
RT: 8.740 min Scan# 2691
Delta R.T. -0.003 min
Lab File: 7W00094.D
Acq: 30 Nov 2022 12:06 pm

Tgt Ion:107 Resp: 2342

Ion	Ratio	Lower	Upper
107	100		
109	105.8	75.8	113.6
188	0.0	3.1	4.7#

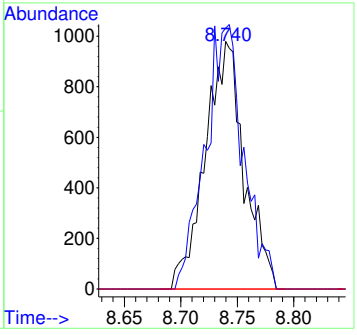

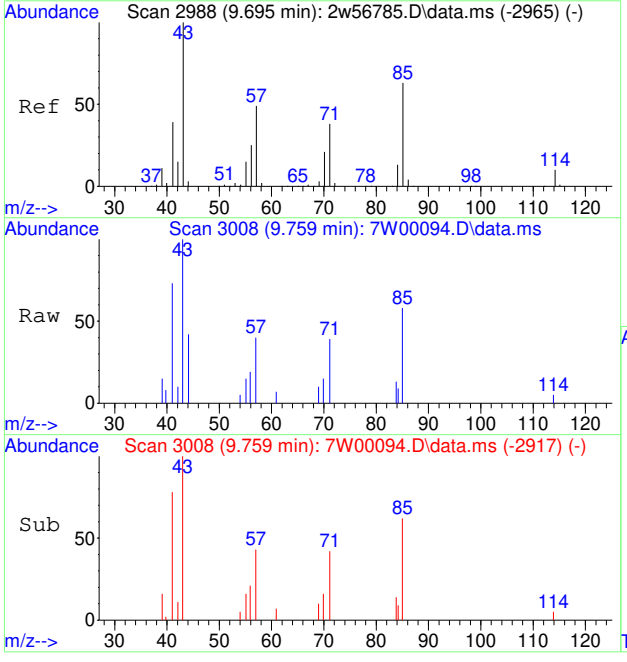

#75
OCTANE
Concen: 0.10 PPBV
RT: 9.759 min Scan# 3008
Delta R.T. -0.007 min
Lab File: 7W00094.D
Acq: 30 Nov 2022 12:06 pm

Tgt Ion: 43 Resp: 2851

Ion	Ratio	Lower	Upper
43	100		
85	53.1	49.8	74.8
57	49.1	38.8	58.2

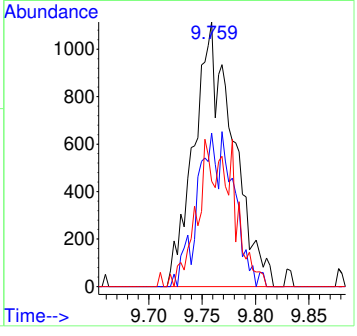

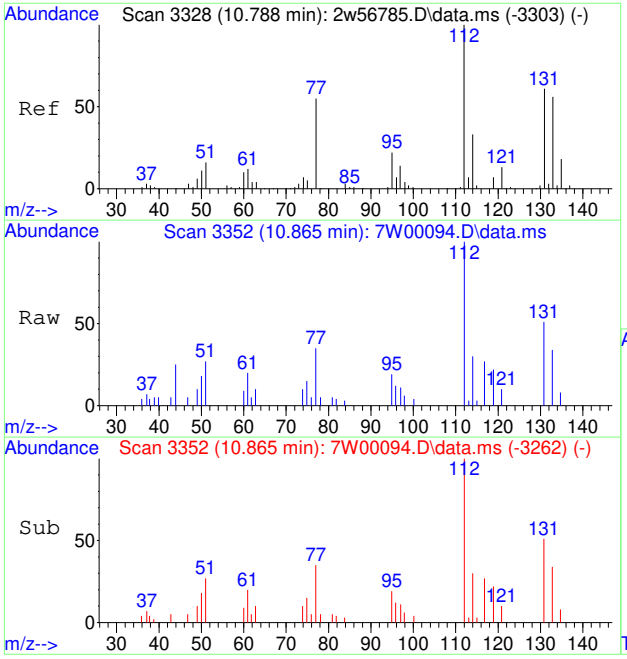

#77
1,1,1,2-TETRACHLOROETHANE
Concen: 0.11 PPBV
RT: 10.865 min Scan# 3352
Delta R.T. -0.010 min
Lab File: 7W00094.D
Acq: 30 Nov 2022 12:06 pm

Tgt Ion:131 Resp: 1903

Ion	Ratio	Lower	Upper
131	100		
95	37.2	28.6	43.0

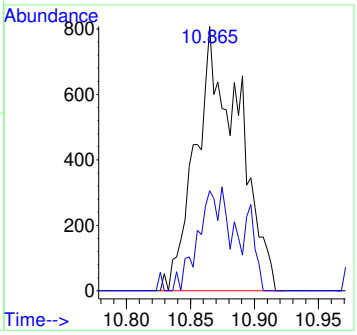

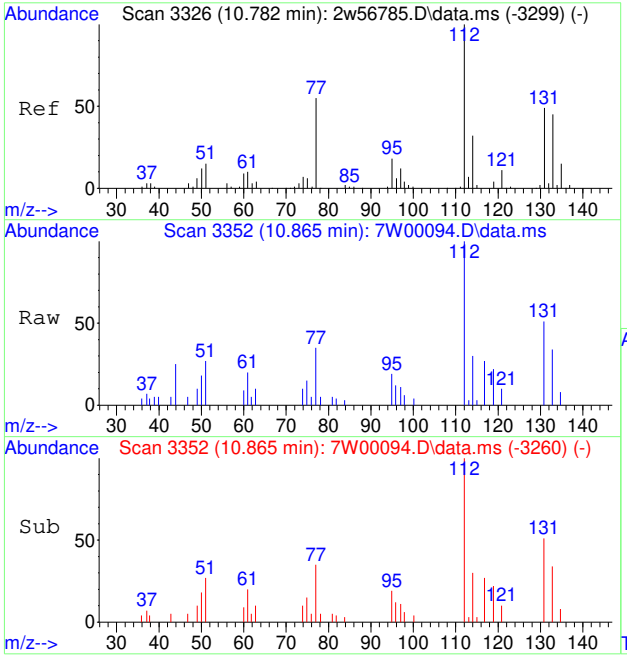

#78
CHLOROBENZENE
Concen: 0.13 PPBV
RT: 10.865 min Scan# 3352
Delta R.T. -0.003 min
Lab File: 7W00094.D
Acq: 30 Nov 2022 12:06 pm

Tgt Ion:112 Resp: 3978

Ion	Ratio	Lower	Upper
112	100		
114	34.7	25.5	38.3
77	55.8	45.2	67.8

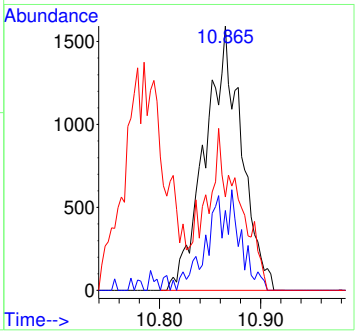

7.7.24

7

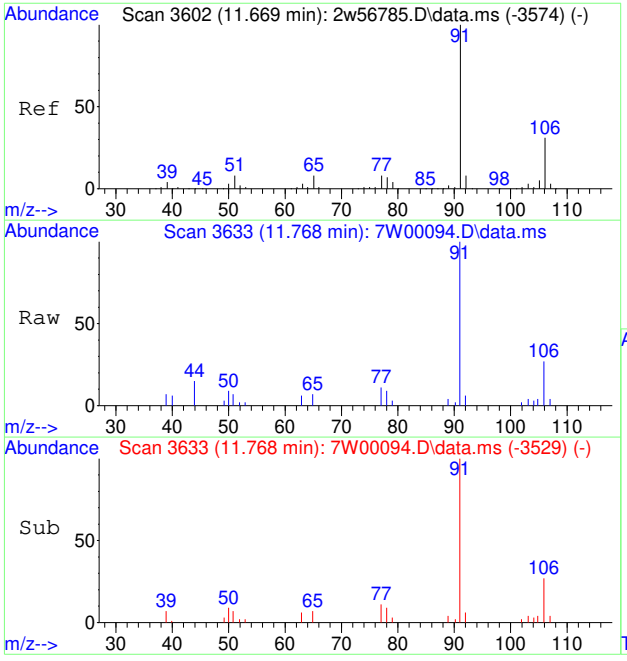

#79
ETHYLBENZENE
Concen: 0.16 PPBV
RT: 11.768 min Scan# 3633
Delta R.T. 0.003 min
Lab File: 7W00094.D
Acq: 30 Nov 2022 12:06 pm

Tgt Ion: 91 Resp: 8094

Ion	Ratio	Lower	Upper
91	100		
106	30.3	11.7	51.7

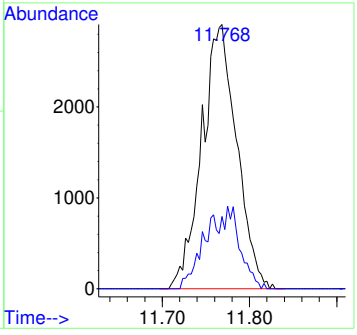

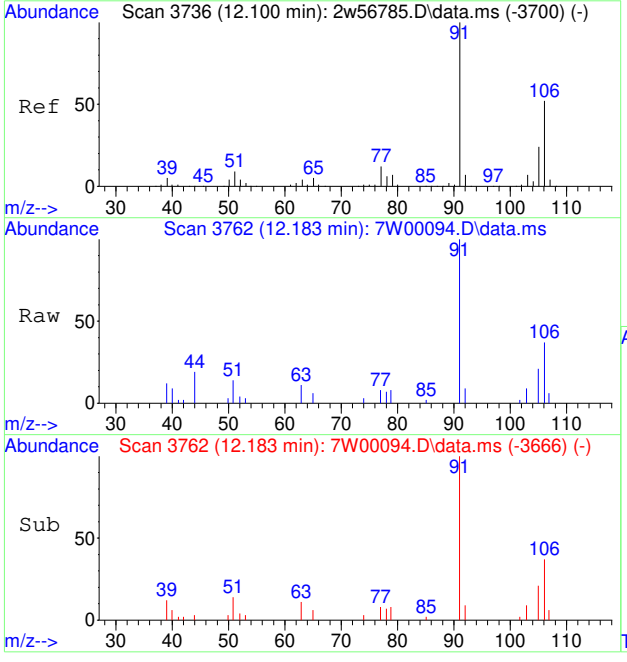

#80
M,P-XYLENE
Concen: 0.32 PPBV
RT: 12.183 min Scan# 3762
Delta R.T. -0.023 min
Lab File: 7W00094.D
Acq: 30 Nov 2022 12:06 pm

Tgt Ion: 91 Resp: 12072

Ion	Ratio	Lower	Upper
91	100		
106	26.6	31.5	71.5#
105	9.8	3.6	43.6

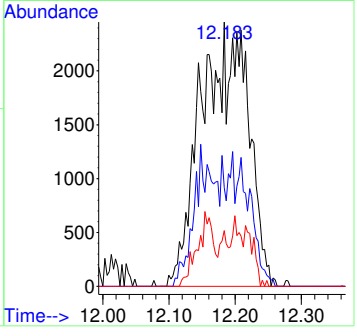

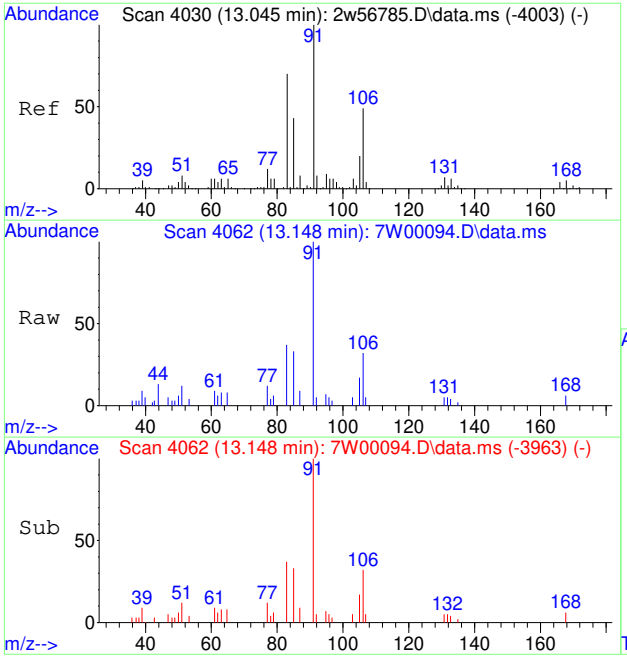

#81
O-XYLENE
Concen: 0.16 PPBV
RT: 13.148 min Scan# 4062
Delta R.T. -0.013 min
Lab File: 7W00094.D
Acq: 30 Nov 2022 12:06 pm

Tgt Ion: 91 Resp: 6161

Ion	Ratio	Lower	Upper
91	100		
106	32.3	39.1	58.7#
105	17.2	15.7	23.5

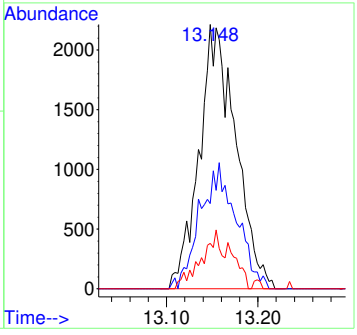

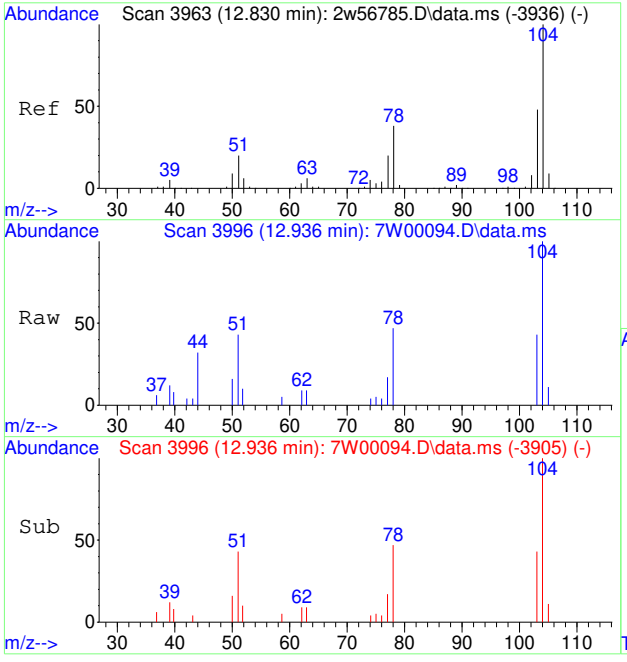

#82
STYRENE
Concen: 0.11 PPBV
RT: 12.936 min Scan# 3996
Delta R.T. -0.006 min
Lab File: 7W00094.D
Acq: 30 Nov 2022 12:06 pm

Tgt Ion:104 Resp: 3225

Ion	Ratio	Lower	Upper
104	100		
78	47.1	30.7	46.1#
103	46.3	37.8	56.6

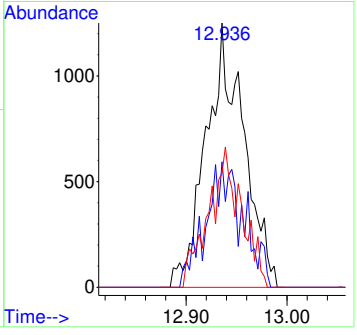

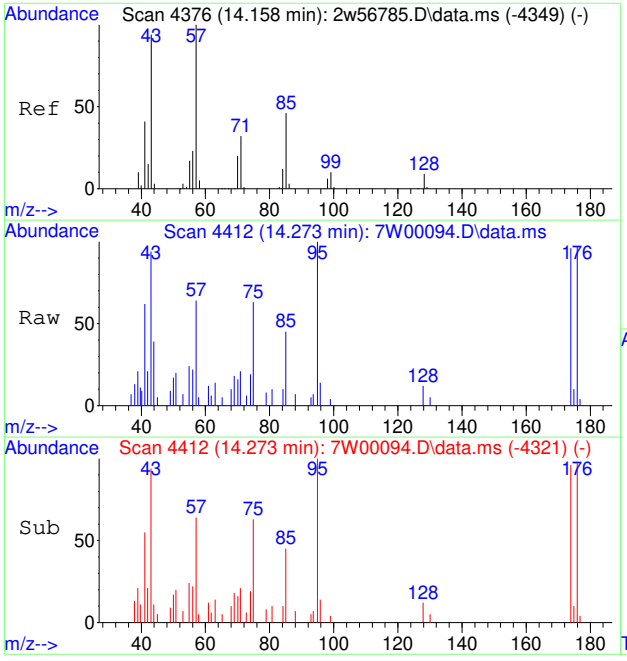

#83
NONANE
Concen: 0.11 PPBV
RT: 14.273 min Scan# 4412
Delta R.T. -0.007 min
Lab File: 7W00094.D
Acq: 30 Nov 2022 12:06 pm

Tgt Ion: 43 Resp: 3091

Ion	Ratio	Lower	Upper
43	100		
85	34.4	37.8	56.6#
57	66.9	87.0	130.4#

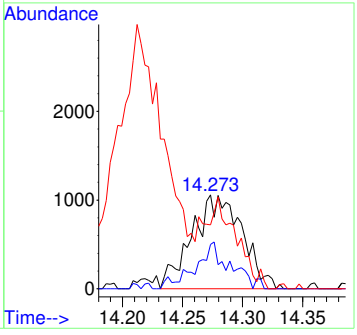

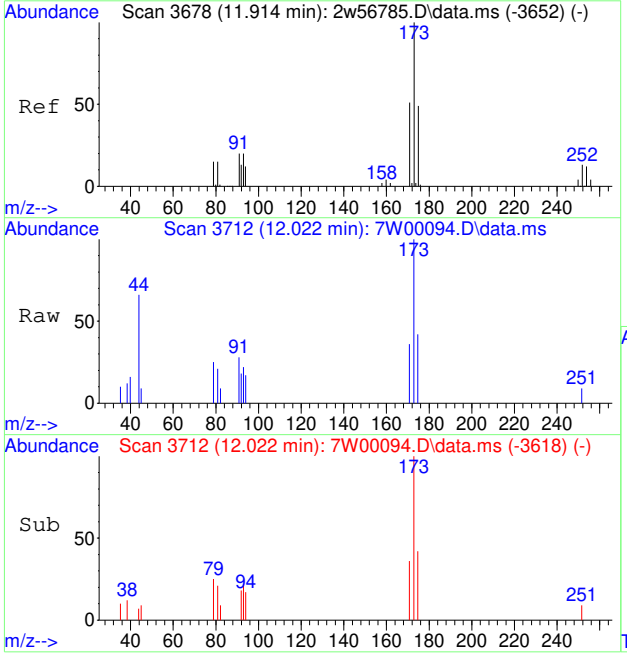

#84
BROMOFORM
Concen: 0.08 PPBV
RT: 12.022 min Scan# 3712
Delta R.T. 0.003 min
Lab File: 7W00094.D
Acq: 30 Nov 2022 12:06 pm

Tgt Ion:173 Resp: 1811

Ion	Ratio	Lower	Upper
173	100		
175	48.4	39.0	58.6
254	0.0	10.1	15.1#

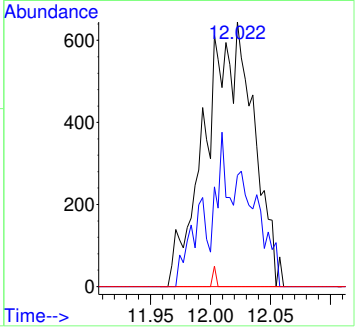

7.7.24

7

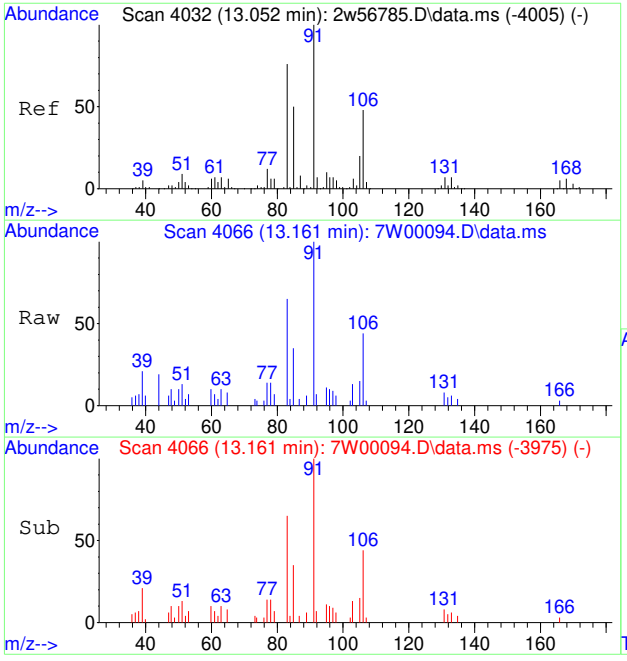

#85
1,1,2,2-TETRACHLOROETHANE
Concen: 0.13 PPBV
RT: 13.161 min Scan# 4066
Delta R.T. -0.007 min
Lab File: 7W00094.D
Acq: 30 Nov 2022 12:06 pm

Tgt Ion: 83 Resp: 3310

Ion	Ratio	Lower	Upper
83	100		
85	68.6	51.6	77.4
131	0.0	7.8	11.8#

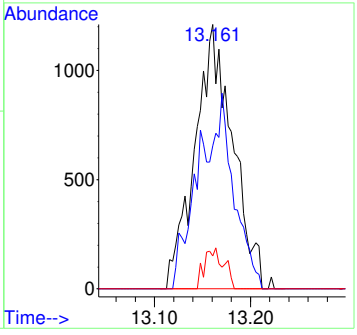

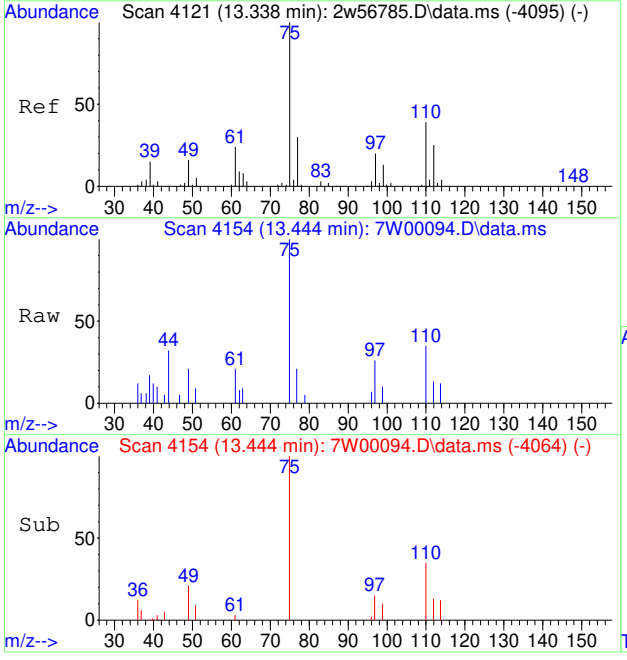

#86
1,2,3-TRICHLOROPROPANE
Concen: 0.12 PPBV
RT: 13.444 min Scan# 4154
Delta R.T. -0.010 min
Lab File: 7W00094.D
Acq: 30 Nov 2022 12:06 pm

Tgt Ion: 75 Resp: 2684

Ion	Ratio	Lower	Upper
75	100		
100	0.0	0.4	0.6#

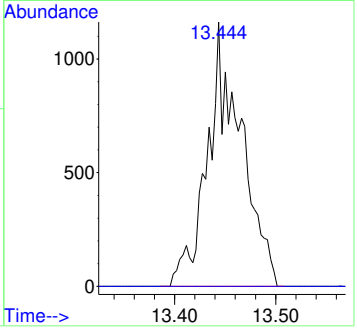

7.7.24

7

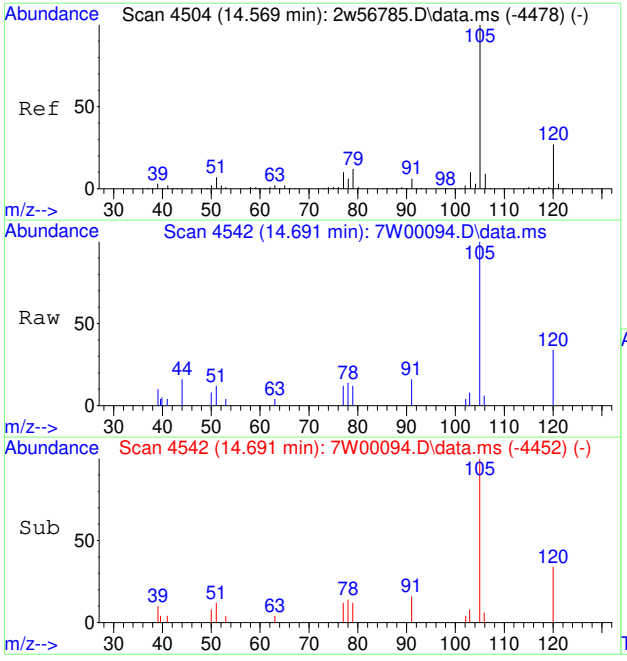

#88
ISOPROPYLBENZENE
Concen: 0.13 PPBV
RT: 14.691 min Scan# 4542
Delta R.T. -0.010 min
Lab File: 7W00094.D
Acq: 30 Nov 2022 12:06 pm

Tgt Ion:120 Resp: 1928

Ion	Ratio	Lower	Upper
120	100		
77	27.5	41.6	62.4#

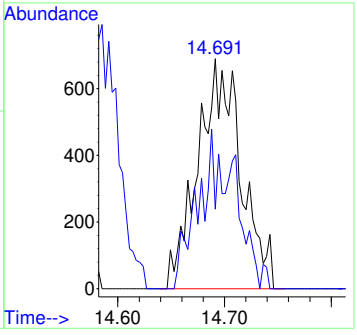

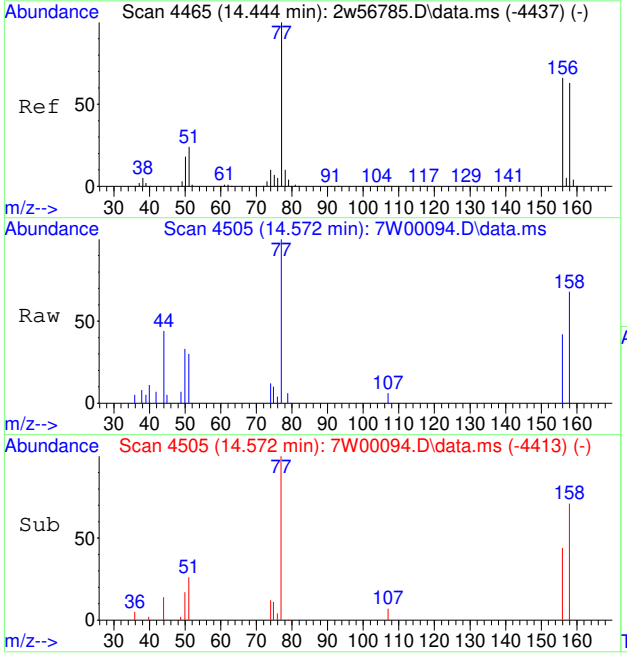

#89
BROMOBENZENE
Concen: 0.12 PPBV
RT: 14.572 min Scan# 4505
Delta R.T. -0.003 min
Lab File: 7W00094.D
Acq: 30 Nov 2022 12:06 pm

Tgt Ion: 77 Resp: 3405

Ion	Ratio	Lower	Upper
77	100		
156	43.2	53.7	80.5#
158	58.4	52.2	78.2

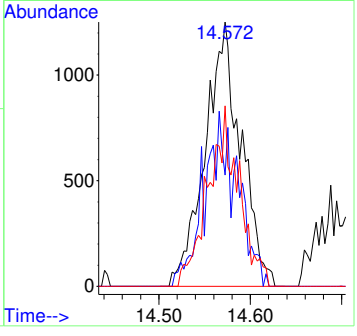

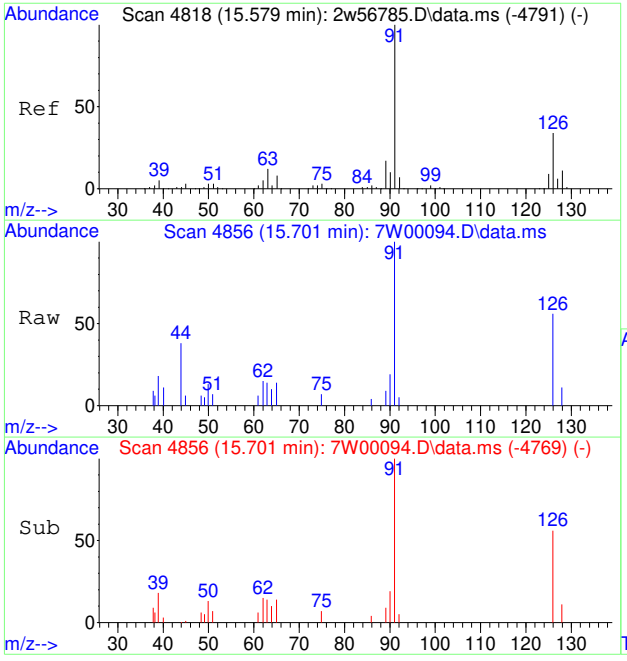

#90
2-CHLOROTOLUENE
Concen: 0.12 PPBV
RT: 15.701 min Scan# 4856
Delta R.T. -0.019 min
Lab File: 7W00094.D
Acq: 30 Nov 2022 12:06 pm

Tgt Ion:126 Resp: 1637

Ion	Ratio	Lower	Upper
126	100		
128	0.0	26.1	39.1#

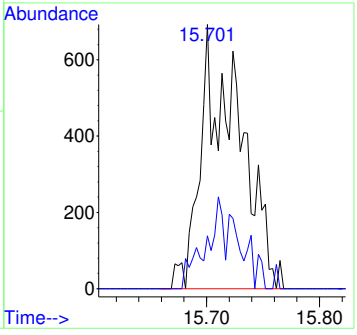

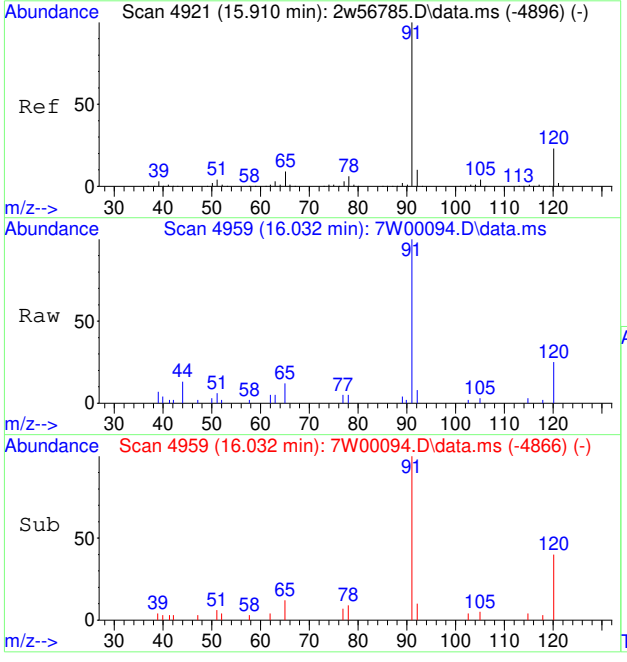

#91
N-PROPYLBENZENE
Concen: 0.12 PPBV
RT: 16.032 min Scan# 4959
Delta R.T. -0.000 min
Lab File: 7W00094.D
Acq: 30 Nov 2022 12:06 pm

Tgt Ion:120 Resp: 1745

Ion	Ratio	Lower	Upper
120	100		
105	0.0	13.0	19.4#

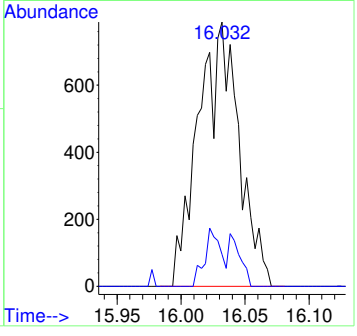

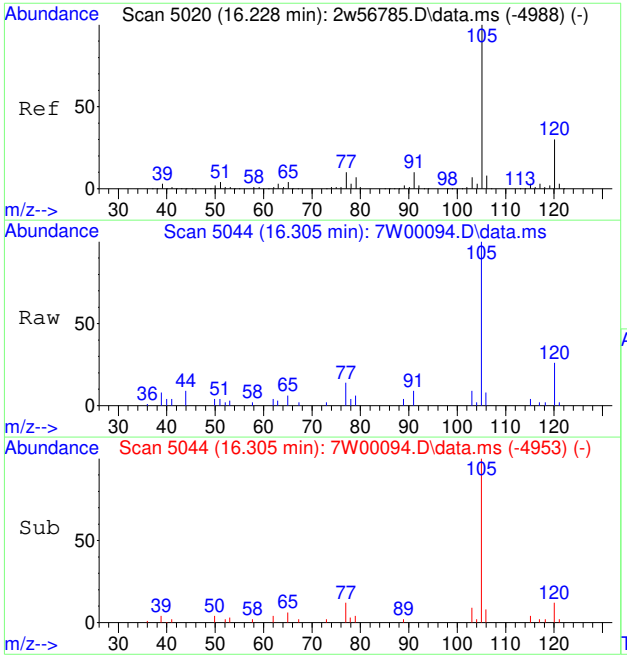

#92
4-ETHYLTOLUENE
Concen: 0.11 PPBV
RT: 16.305 min Scan# 5044
Delta R.T. -0.007 min
Lab File: 7W00094.D
Acq: 30 Nov 2022 12:06 pm

Tgt Ion:105 Resp: 5992

Ion	Ratio	Lower	Upper
105	100		
120	31.8	23.7	35.5
119	0.0	1.9	2.9#

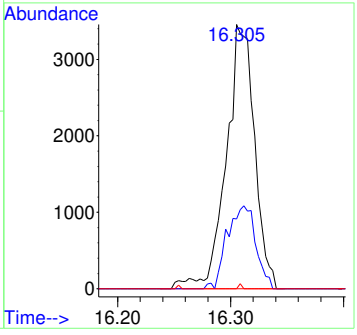

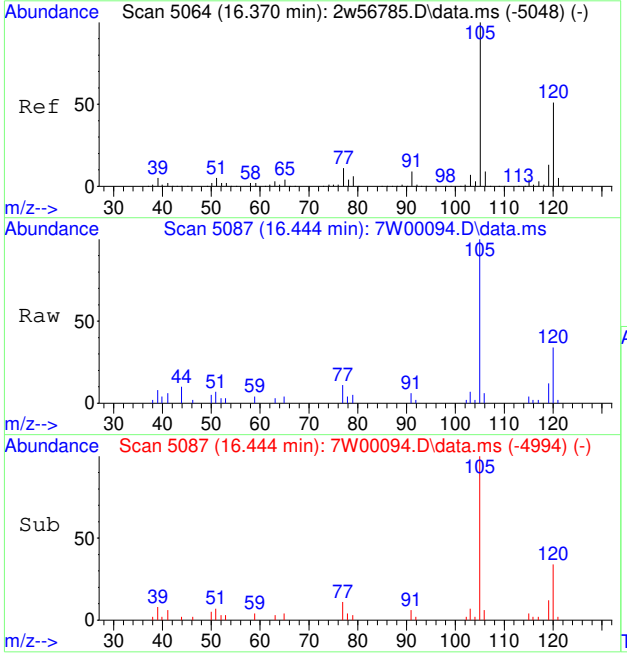

#93
1,3,5-TRIMETHYLBENZENE
Concen: 0.12 PPBV
RT: 16.444 min Scan# 5087
Delta R.T. -0.000 min
Lab File: 7W00094.D
Acq: 30 Nov 2022 12:06 pm

Tgt Ion:105 Resp: 5385

Ion	Ratio	Lower	Upper
105	100		
120	43.5	40.4	60.6
91	12.2	7.4	11.2#

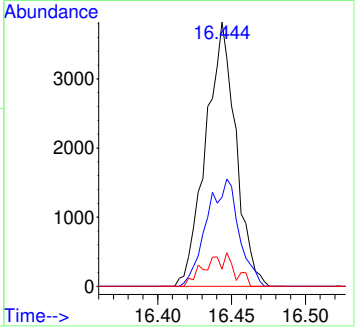

7.7.24

7

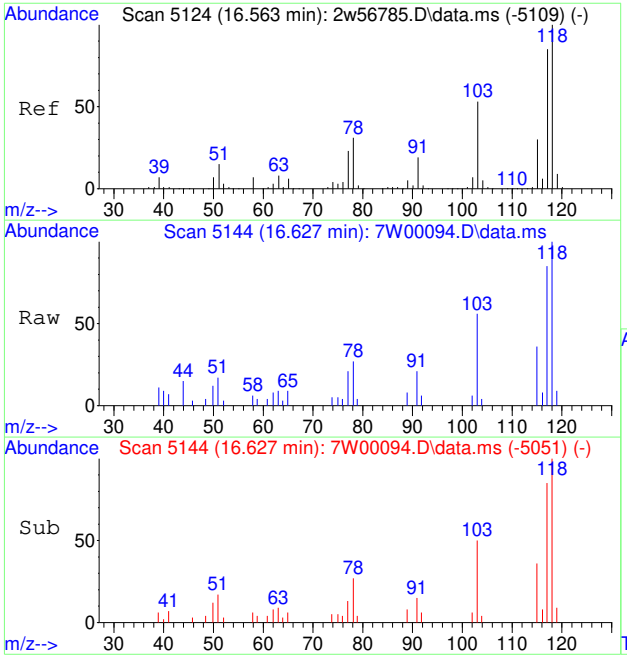

#94
ALPHA-METHYLSTYRENE
Concen: 0.10 PPBV
RT: 16.627 min Scan# 5144
Delta R.T. -0.000 min
Lab File: 7W00094.D
Acq: 30 Nov 2022 12:06 pm

Tgt Ion:118 Resp: 2379

Ion	Ratio	Lower	Upper
118	100		
117	90.5	69.3	103.9
103	52.4	43.8	65.6

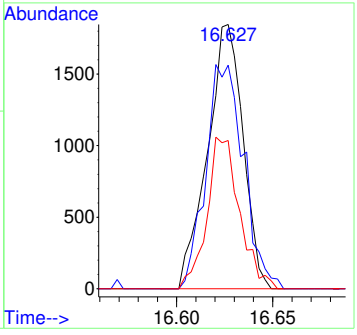

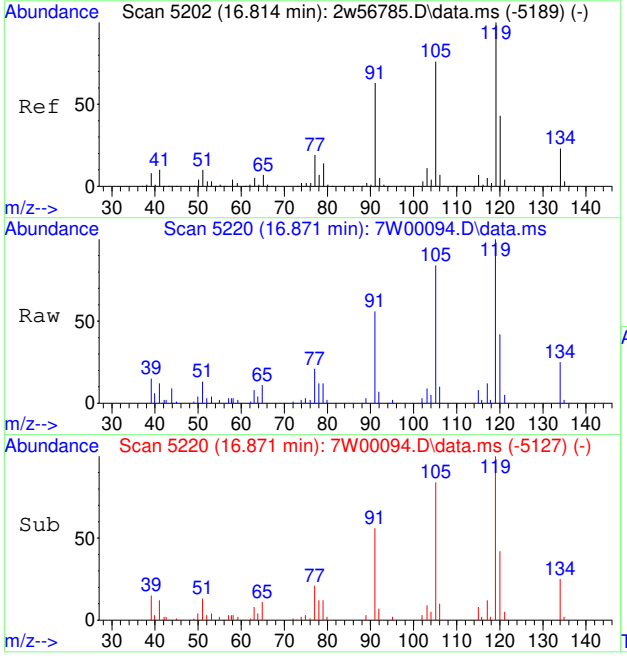

#95
TERT-BUTYLBENZENE
Concen: 0.12 PPBV
RT: 16.871 min Scan# 5220
Delta R.T. -0.000 min
Lab File: 7W00094.D
Acq: 30 Nov 2022 12:06 pm

Tgt Ion:134 Resp: 1370

Ion	Ratio	Lower	Upper
134	100		
119	438.4	355.0	532.4

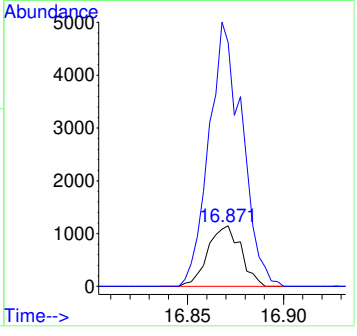

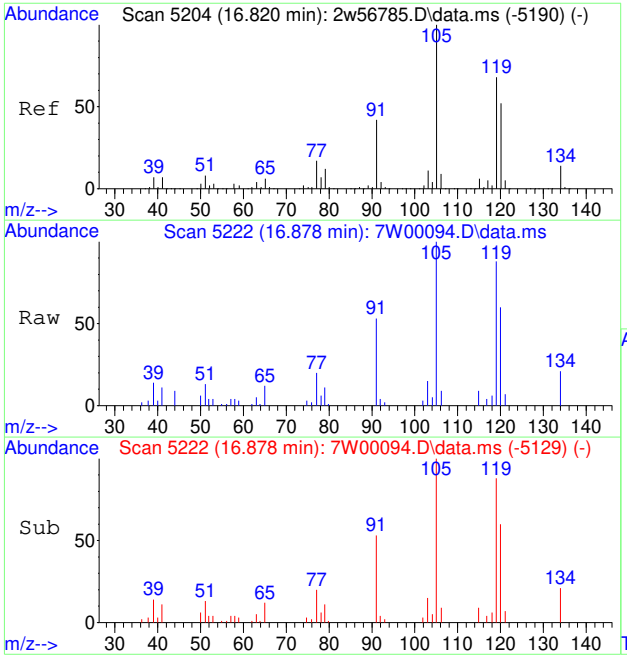

#96
1,2,4-TRIMETHYLBENZENE
Concen: 0.11 PPBV
RT: 16.878 min Scan# 5222
Delta R.T. -0.000 min
Lab File: 7W00094.D
Acq: 30 Nov 2022 12:06 pm

Tgt Ion:105 Resp: 4940

Ion	Ratio	Lower	Upper
105	100		
120	60.3	45.4	68.2
119	121.6	90.6	135.8

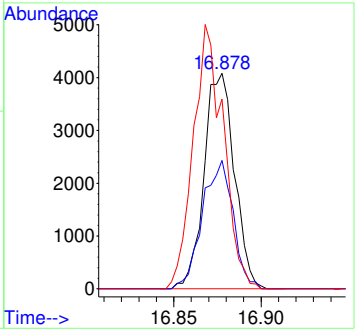

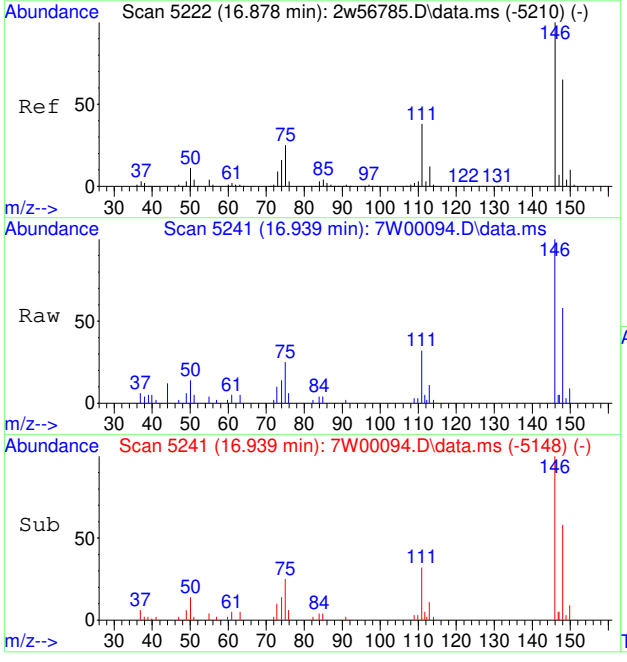

#98
M-DICHLOROBENZENE
Concen: 0.13 PPBV
RT: 16.939 min Scan# 5241
Delta R.T. -0.000 min
Lab File: 7W00094.D
Acq: 30 Nov 2022 12:06 pm

Tgt Ion:146 Resp: 3582

Ion	Ratio	Lower	Upper
146	100		
148	64.2	51.0	76.6
111	36.9	30.6	45.8

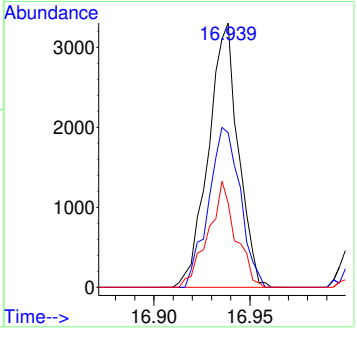

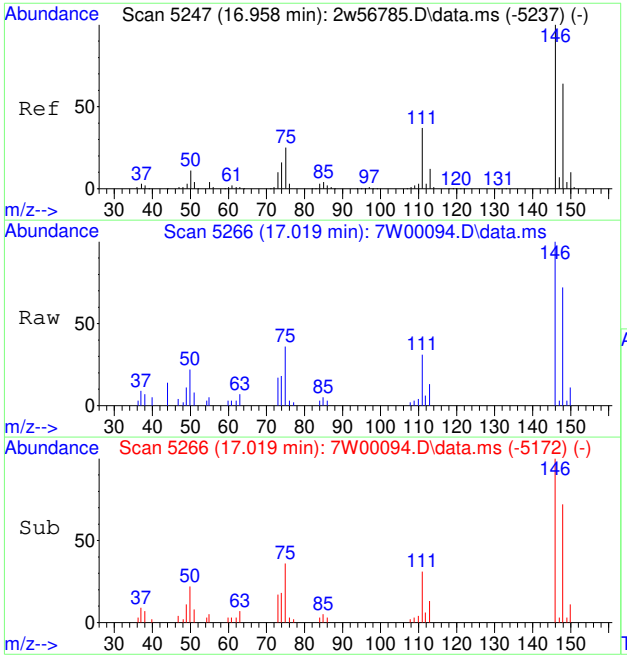

#99
P-DICHLOROBENZENE
Concen: 0.12 PPBV
RT: 17.019 min Scan# 5266
Delta R.T. 0.003 min
Lab File: 7W00094.D
Acq: 30 Nov 2022 12:06 pm

Tgt Ion:146 Resp: 3274

Ion	Ratio	Lower	Upper
146	100		
148	71.1	51.0	76.6
111	40.8	29.4	44.0

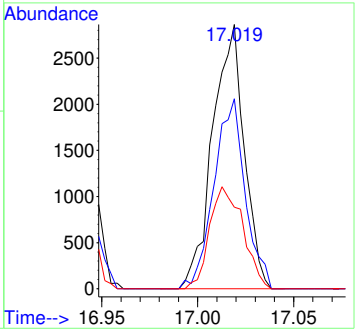

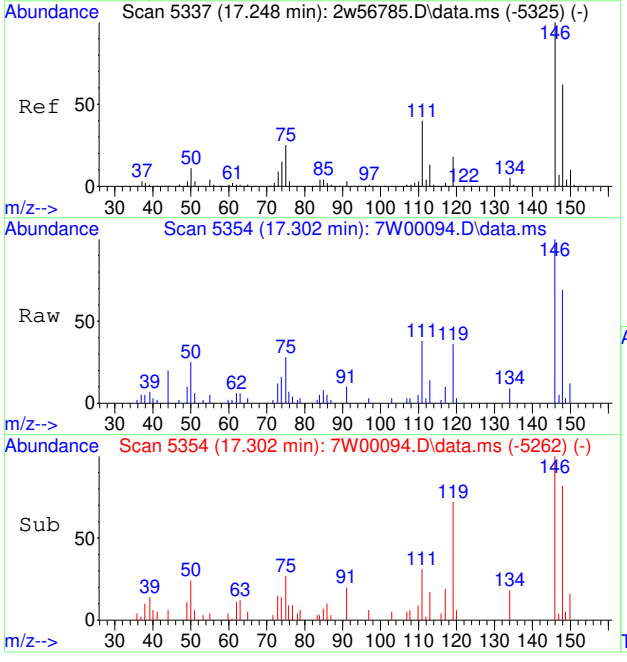

#100
O-DICHLOROBENZENE
Concen: 0.13 PPBV
RT: 17.302 min Scan# 5354
Delta R.T. -0.003 min
Lab File: 7W00094.D
Acq: 30 Nov 2022 12:06 pm

Tgt Ion:146 Resp: 3448

Ion	Ratio	Lower	Upper
146	100		
148	65.5	51.0	76.4
111	39.4	31.8	47.6

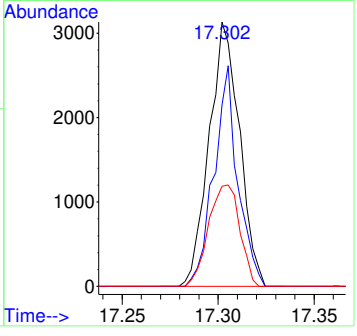

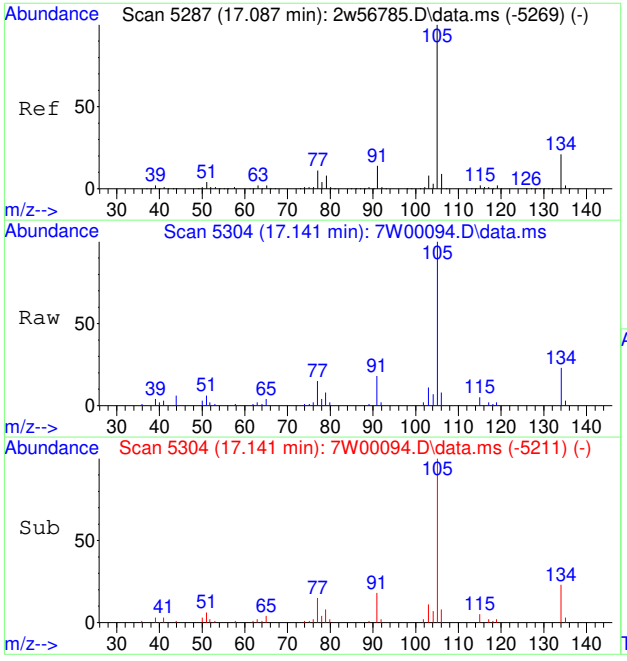

#101
SEC-BUTYLBENZENE
Concen: 0.12 PPBV
RT: 17.141 min Scan# 5304
Delta R.T. -0.000 min
Lab File: 7W00094.D
Acq: 30 Nov 2022 12:06 pm

Tgt Ion:134 Resp: 1690

Ion	Ratio	Lower	Upper
134	100		
105	472.3	396.9	595.3

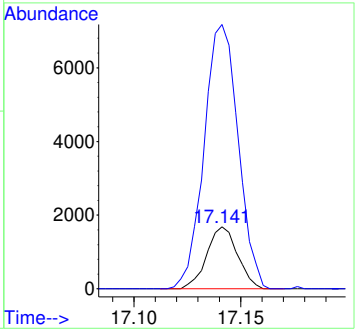

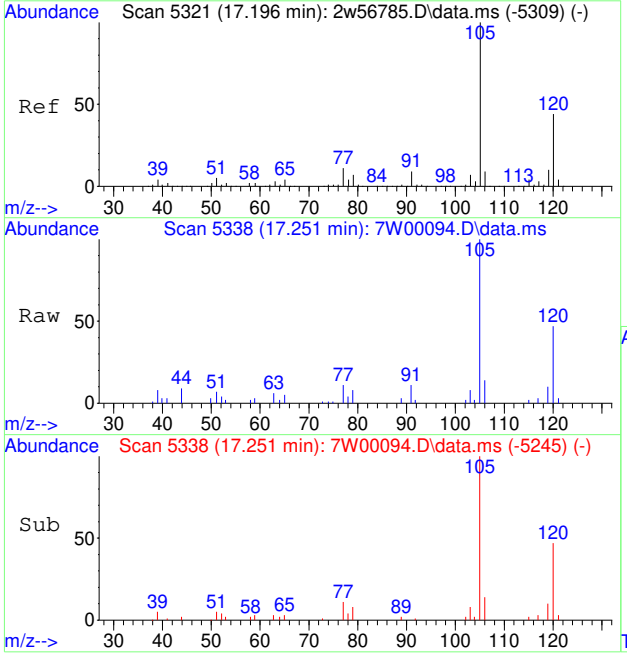

#102
1,2,3-TRIMETHYLBENZENE
Concen: 0.12 PPBV
RT: 17.251 min Scan# 5338
Delta R.T. -0.000 min
Lab File: 7W00094.D
Acq: 30 Nov 2022 12:06 pm

Tgt Ion:105 Resp: 5162

Ion	Ratio	Lower	Upper
105	100		
120	44.7	35.0	52.6
91	12.1	7.3	10.9#

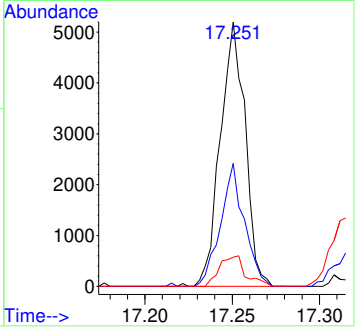

7.7.24

7

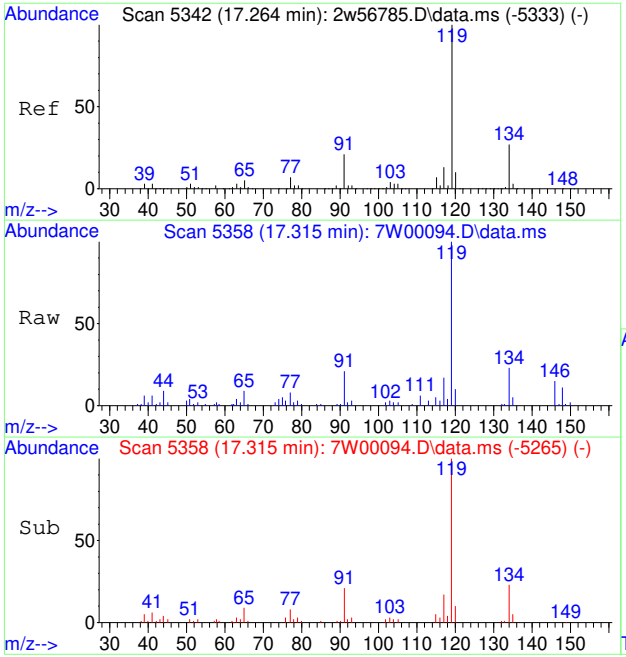

#103
P-ISOPROPYLTOLUENE
Concen: 0.12 PPBV
RT: 17.315 min Scan# 5358
Delta R.T. -0.000 min
Lab File: 7W00094.D
Acq: 30 Nov 2022 12:06 pm

Tgt Ion:134 Resp: 1728

Ion	Ratio	Lower	Upper
134	100		
119	367.8	302.5	453.7

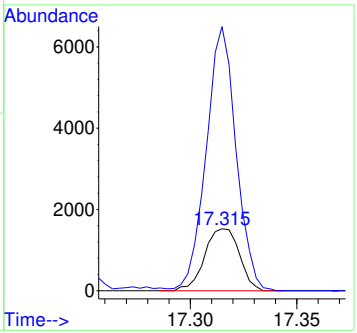

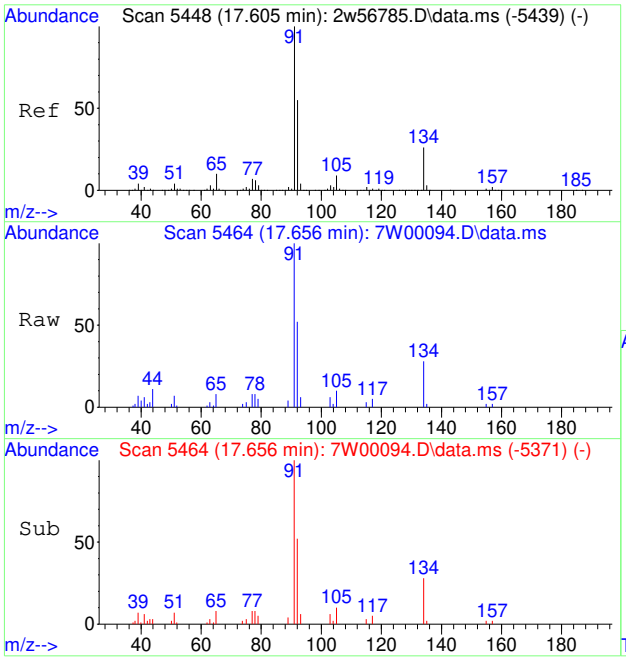

#104
N-BUTYLBENZENE
Concen: 0.09 PPBV
RT: 17.656 min Scan# 5464
Delta R.T. -0.000 min
Lab File: 7W00094.D
Acq: 30 Nov 2022 12:06 pm

Tgt Ion:134 Resp: 1264

Ion	Ratio	Lower	Upper
134	100		
91	369.5	296.4	444.6

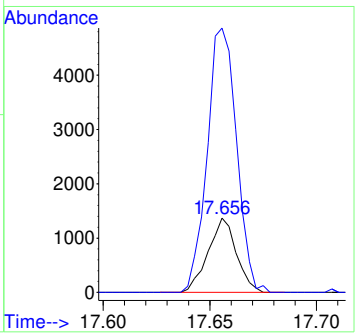

7.7.24

7

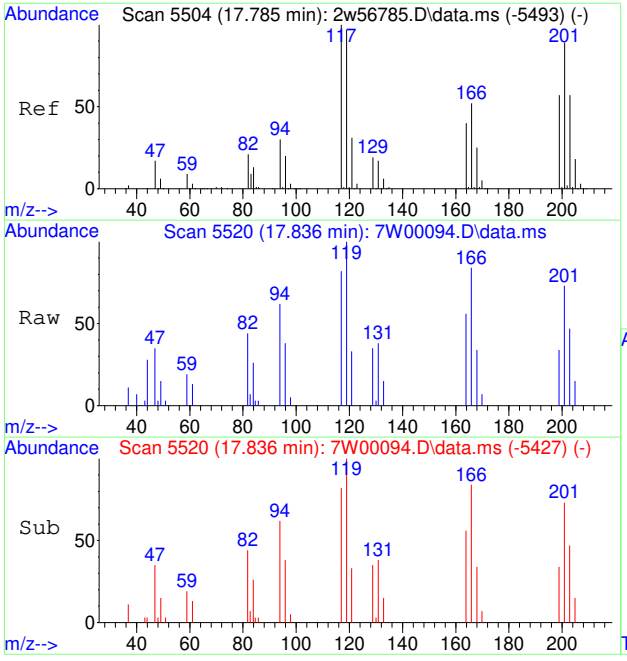

#105
HEXACHLOROETHANE
Concen: 0.10 PPBV
RT: 17.836 min Scan# 5520
Delta R.T. -0.000 min
Lab File: 7W00094.D
Acq: 30 Nov 2022 12:06 pm

Tgt Ion:117 Resp: 1740

Ion	Ratio	Lower	Upper
117	100		
119	95.9	76.4	114.6
201	73.0	70.2	105.4

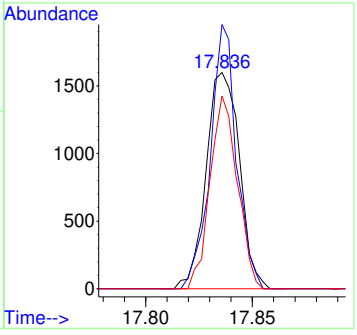

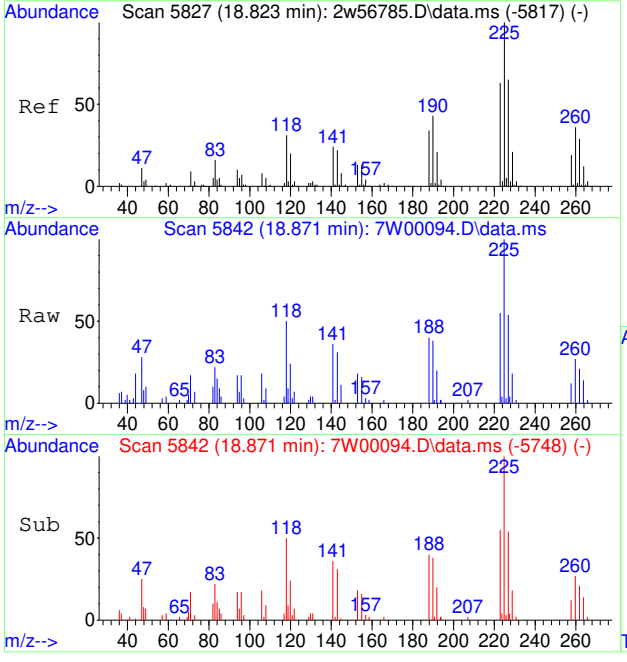

#106
HEXACHLOROBUTADIENE
Concen: 0.12 PPBV
RT: 18.871 min Scan# 5842
Delta R.T. 0.003 min
Lab File: 7W00094.D
Acq: 30 Nov 2022 12:06 pm

Tgt Ion:225 Resp: 2435

Ion	Ratio	Lower	Upper
225	100		
227	66.1	51.4	77.0
223	66.3	50.1	75.1

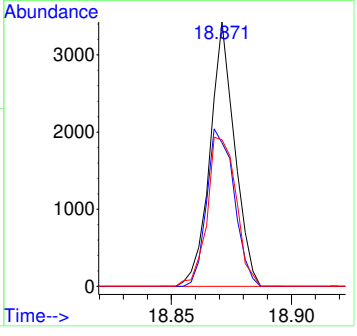

Quantitation Report (QT Reviewed)

Data Path : C:\msdchem\1\data\
Data File : 7W00095.D
Acq On : 30 Nov 2022 12:38 pm
Operator : thomash
Sample : IC0005-0.2
Misc : MS61038,V7W0005,,,,,1
ALS Vial : 1 Sample Multiplier: 1

Quant Time: Dec 07 13:48:08 2022
Quant Method : C:\msdchem\1\methods\M7W0005.M
Quant Title : TO15 by GCMS w/DB-1, 30m X 0.25mm ID X 0.5 um
QLast Update : Wed Dec 07 13:29:17 2022
Response via : Initial Calibration

Compound	R.T.	QIon	Response	Conc	Units	Dev(Min)
Internal Standards						
1) BROMOCHLOROMETHANE	3.566	128	78130	10.00	PPBV	0.00
52) 1,4-DIFLUOROBENZENE	4.952	114	394439	10.00	PPBV	0.00
76) CHLOROBENZENE-D5	10.781	117	358370	10.00	PPBV	0.00
System Monitoring Compounds						
87) 4-BROMOFLUOROBENZENE	14.219	95	239363	9.11	PPBV	0.00
Target Compounds						Qvalue
3) FREON 152A	1.801	65	957	0.13	PPBV #	53
4) CHLORODIFLUOROMETHANE	1.814	67	547	0.15	PPBV #	39
5) CHLOROTRIFLUOROETHENE	1.830	116	2920	0.16	PPBV #	98
6) DICHLORODIFLUOROMETHANE	1.846	85	8137	0.20	PPBV #	92
7) PROPYLENE	1.827	41	1632	0.15	PPBV	94
8) 1-CHLORO-1,1-DIFLUOROE...	1.891	65	6403	0.23	PPBV #	87
9) FREON 114	1.927	85	7294	0.20	PPBV	98
10) CHLOROMETHANE	1.894	52	818	0.19	PPBV	87
11) VINYL CHLORIDE	1.965	62	2557	0.19	PPBV #	84
12) 1,3-BUTADIENE	2.007	54	2117	0.19	PPBV #	70
13) N-BUTANE	2.026	43	3567	0.17	PPBV #	83
14) BROMOMETHANE	2.094	94	2668	0.23	PPBV #	95
15) CHLOROETHANE	2.145	64	1416	0.20	PPBV #	57
16) DICHLOROFLUOROMETHANE	2.171	67	6041	0.22	PPBV #	93
17) ACETONITRILE	2.255	41	2528	0.21	PPBV #	92
18) ACROLEIN	2.293	56	1329	0.30	PPBV	95
19) FREON 123	2.309	83	6051	0.22	PPBV #	94
20) FREON 123A	2.325	117	3913	0.25	PPBV	97
21) TRICHLOROFLUOROMETHANE	2.399	101	8082	0.26	PPBV	98
22) ISOPROPYL ALCOHOL	2.425	45	6074	0.20	PPBV #	90
23) ACETONE	2.341	58	2054	0.27	PPBV	83
24) PENTANE	2.518	42	3361	0.23	PPBV	89
25) IODOMETHANE	2.579	142	8168	0.29	PPBV #	80
26) 1,1-DICHLOROETHYLENE	2.605	96	3250	0.29	PPBV #	78
27) CARBON DISULFIDE	2.746	76	9654	0.29	PPBV #	50
28) ETHANOL	2.181	45	1613	0.23	PPBV #	90
29) BROMOETHENE	2.261	106	2517	0.22	PPBV #	94
30) ACRYLONITRILE	2.489	52	2228	0.23	PPBV	84
31) METHYLENE CHLORIDE	2.644	84	4671	0.41	PPBV #	77
32) 3-CHLOROPROPENE	2.685	76	1407	0.27	PPBV #	32
33) FREON 113	2.746	151	5386	0.29	PPBV	87
34) TRANS-1,2-DICHLOROETHENE	3.000	96	2349	0.21	PPBV	98
35) TERTIARY BUTYL ALCOHOL	2.644	59	8124	0.30	PPBV #	76
36) METHYL TERTIARY BUTYL ...	3.132	73	6632	0.20	PPBV #	81
37) TETRAHYDROFURAN	3.910	72	1169	0.23	PPBV #	79
38) HEXANE	3.624	57	3505	0.17	PPBV #	77
39) VINYL ACETATE	3.164	86	729	0.39	PPBV #	35
40) 1,1-DICHLOROETHANE	3.081	63	3835	0.18	PPBV #	97
41) METHYL ETHYL KETONE	3.283	72	1221	0.21	PPBV #	64
42) CIS-1,2-DICHLOROETHENE	3.476	96	2336	0.21	PPBV	97
43) DIISOPROPYL ETHER	3.640	59	1111	0.19	PPBV	90
44) ETHYL ACETATE	3.644	61	706	0.17	PPBV #	52
45) METHYL ACRYLATE	3.621	55	4223	0.16	PPBV #	99
46) CHLOROFORM	3.647	83	5179	0.22	PPBV #	95
47) 2,4-DIMETHYLPENTANE	4.187	57	4299	0.18	PPBV	96
48) 1,1,1-TRICHLOROETHANE	4.270	97	4916	0.21	PPBV	99
49) CARBON TETRACHLORIDE	4.727	117	4813	0.19	PPBV	99
50) 1,2-DICHLOROETHANE	4.094	62	3261	0.19	PPBV #	91
51) BENZENE	4.605	78	7167	0.21	PPBV	89

Quantitation Report (QT Reviewed)

Data Path : C:\msdchem\1\data\
Data File : 7W00095.D
Acq On : 30 Nov 2022 12:38 pm
Operator : thomash
Sample : IC0005-0.2
Misc : MS61038,V7W0005,,,,,1
ALS Vial : 1 Sample Multiplier: 1

Quant Time: Dec 07 13:48:08 2022
Quant Method : C:\msdchem\1\methods\M7W0005.M
Quant Title : TO15 by GCMS w/DB-1, 30m X 0.25mm ID X 0.5 um
QLast Update : Wed Dec 07 13:29:17 2022
Response via : Initial Calibration

	Compound	R.T.	QIon	Response	Conc Units	Dev(Min)
53)	CYCLOHEXANE	4.833	84	2915	0.22 PPBV	93
54)	2,3-DIMETHYLPENTANE	5.103	71	1512	0.21 PPBV #	78
55)	TRICHLOROETHENE	5.569	95	3142	0.20 PPBV	96
56)	1,2-DICHLOROPROPANE	5.319	63	2776	0.22 PPBV	94
57)	DIBROMOMETHANE	5.270	174	2852	0.20 PPBV #	81
58)	ETHYL ACRYLATE	5.457	55	5033	0.19 PPBV #	92
59)	BROMODICHLOROMETHANE	5.505	83	4827	0.20 PPBV	93
60)	2,2,4-TRIMETHYLPENTANE	5.672	57	10934	0.19 PPBV	99
61)	1,4-DIOXANE	5.676	88	1923	0.25 PPBV #	1
62)	HEPTANE	6.007	43	3717	0.18 PPBV	93
63)	METHYL METHACRYLATE	5.894	69	2592	0.22 PPBV #	80
64)	METHYL ISOBUTYL KETONE	6.704	58	2356	0.22 PPBV #	78
65)	CIS-1,3-DICHLOROPROPENE	6.553	75	3558	0.21 PPBV #	78
66)	TOLUENE	7.833	91	9671	0.24 PPBV	94
67)	1,3-DICHLOROPROPANE	7.884	76	4054	0.21 PPBV #	94
68)	TRANS-1,3-DICHLOROPROPENE	7.270	75	2948	0.20 PPBV #	75
69)	1,1,2-TRICHLOROETHANE	7.438	83	2545	0.22 PPBV	96
70)	2-HEXANONE	8.450	58	3090	0.21 PPBV #	78
71)	ETHYL METHACRYLATE	8.556	69	4034	0.20 PPBV #	83
72)	TETRACHLOROETHENE	9.621	164	3060	0.19 PPBV #	88
73)	DIBROMOCHLOROMETHANE	8.396	129	4430	0.18 PPBV #	94
74)	1,2-DIBROMOETHANE	8.743	107	4572	0.21 PPBV #	95
75)	OCTANE	9.753	43	5152	0.18 PPBV	90
77)	1,1,1,2-TETRACHLOROETHANE	10.872	131	3325	0.19 PPBV #	87
78)	CHLOROBENZENE	10.859	112	7294	0.23 PPBV	96
79)	ETHYLBENZENE	11.769	91	13307	0.26 PPBV	96
80)	M,P-XYLENE	12.209	91	19908	0.52 PPBV #	68
81)	O-XYLENE	13.158	91	10219	0.26 PPBV	98
82)	STYRENE	12.945	104	5884	0.20 PPBV	91
83)	NONANE	14.277	43	5437	0.19 PPBV #	76
84)	BROMOFORM	12.010	173	3352	0.15 PPBV #	76
85)	1,1,2,2-TETRACHLOROETHANE	13.158	83	6305	0.24 PPBV	99
86)	1,2,3-TRICHLOROPROPANE	13.447	75	5041	0.23 PPBV #	99
88)	ISOPROPYLBENZENE	14.698	120	3530	0.23 PPBV	87
89)	BROMOBENZENE	14.566	77	6024	0.22 PPBV	97
90)	2-CHLOROTOLUENE	15.720	126	3170	0.24 PPBV	94
91)	N-PROPYLBENZENE	16.026	120	3243	0.21 PPBV	95
92)	4-ETHYLTOLUENE	16.312	105	11384	0.20 PPBV #	99
93)	1,3,5-TRIMETHYLBENZENE	16.440	105	9667	0.21 PPBV	98
94)	ALPHA-METHYLSTYRENE	16.624	118	4361	0.19 PPBV	98
95)	TERT-BUTYLBENZENE	16.868	134	2687	0.22 PPBV	89
96)	1,2,4-TRIMETHYLBENZENE	16.878	105	10036	0.21 PPBV	99
97)	BENZYL CHLORIDE	16.958	91	4047	0.22 PPBV #	88
98)	M-DICHLOROBENZENE	16.939	146	6338	0.22 PPBV	96
99)	P-DICHLOROBENZENE	17.013	146	6760	0.24 PPBV	99
100)	O-DICHLOROBENZENE	17.302	146	6721	0.24 PPBV	96
101)	SEC-BUTYLBENZENE	17.141	134	3226	0.23 PPBV	96
102)	1,2,3-TRIMETHYLBENZENE	17.251	105	10021	0.22 PPBV	98
103)	P-ISOPROPYLTOLUENE	17.315	134	3352	0.23 PPBV	94
104)	N-BUTYLBENZENE	17.656	134	2602	0.19 PPBV	99
105)	HEXACHLOROETHANE	17.836	117	3344	0.19 PPBV	90
106)	HEXACHLOROBUTADIENE	18.871	225	4938	0.23 PPBV	98
107)	1,2,4-TRICHLOROBENZENE	18.563	180	3110	0.18 PPBV	99
108)	NAPHTHALENE	18.614	128	8798	0.20 PPBV	98

(#) = qualifier out of range (m) = manual integration (+) = signals summed

Quantitation Report (QT Reviewed)

Data Path : C:\msdchem\1\data\
Data File : 7W00095.D
Acq On : 30 Nov 2022 12:38 pm
Operator : thomash
Sample : IC0005-0.2
Misc : MS61038,V7W0005,,,,,1
ALS Vial : 1 Sample Multiplier: 1

Quant Time: Dec 07 13:48:08 2022
Quant Method : C:\msdchem\1\methods\M7W0005.M
Quant Title : TO15 by GCMS w/DB-1, 30m X 0.25mm ID X 0.5 um
QLast Update : Wed Dec 07 13:29:17 2022
Response via : Initial Calibration



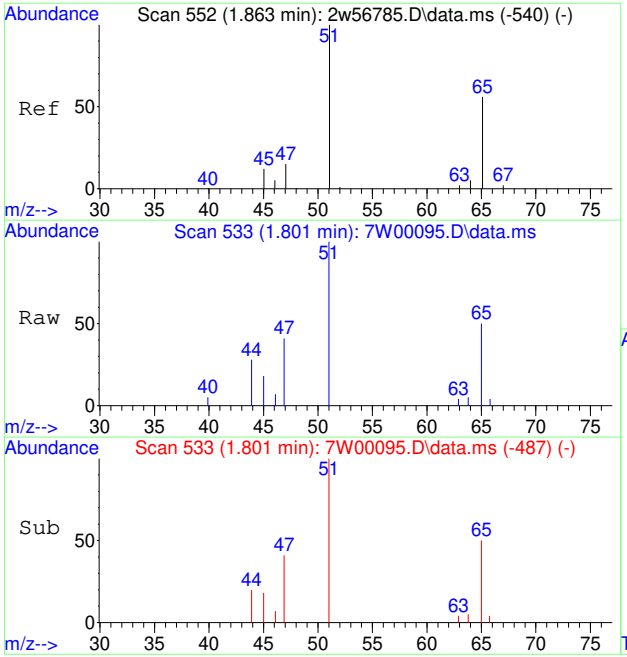

#3
FREON 152A
Concen: 0.13 PPBV
RT: 1.801 min Scan# 533
Delta R.T. -0.003 min
Lab File: 7W00095.D
Acq: 30 Nov 2022 12:38 pm

Tgt Ion: 65 Resp: 957

Ion	Ratio	Lower	Upper
65	100		
45	0.0	18.3	27.5#

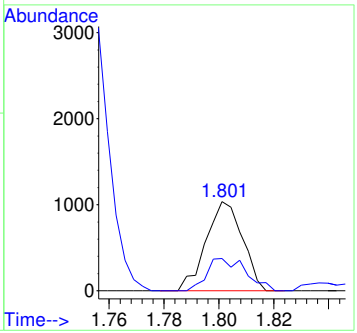

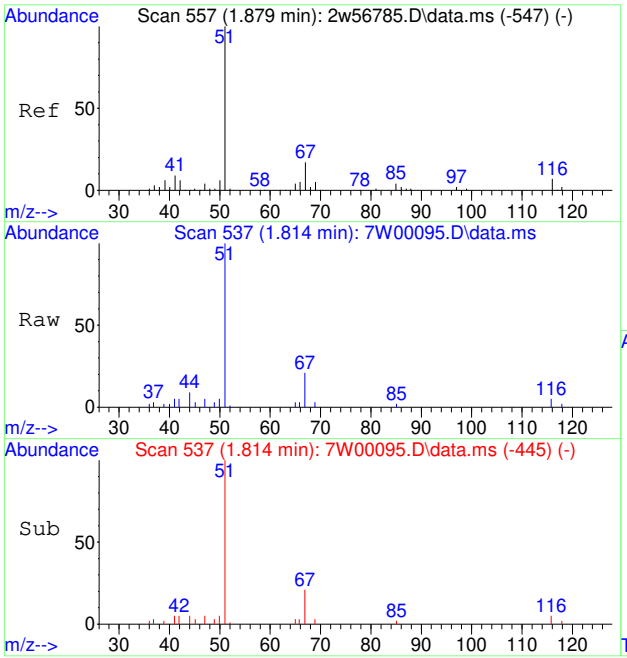

#4
CHLORODIFLUOROMETHANE
Concen: 0.15 PPBV
RT: 1.814 min Scan# 537
Delta R.T. -0.003 min
Lab File: 7W00095.D
Acq: 30 Nov 2022 12:38 pm

Tgt Ion: 67 Resp: 547

Ion	Ratio	Lower	Upper
67	100		
69	0.0	28.8	43.2#

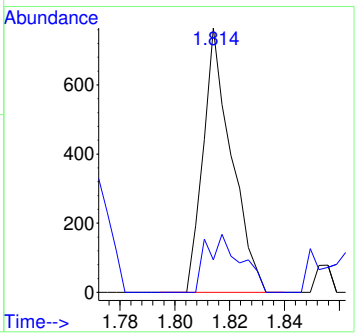

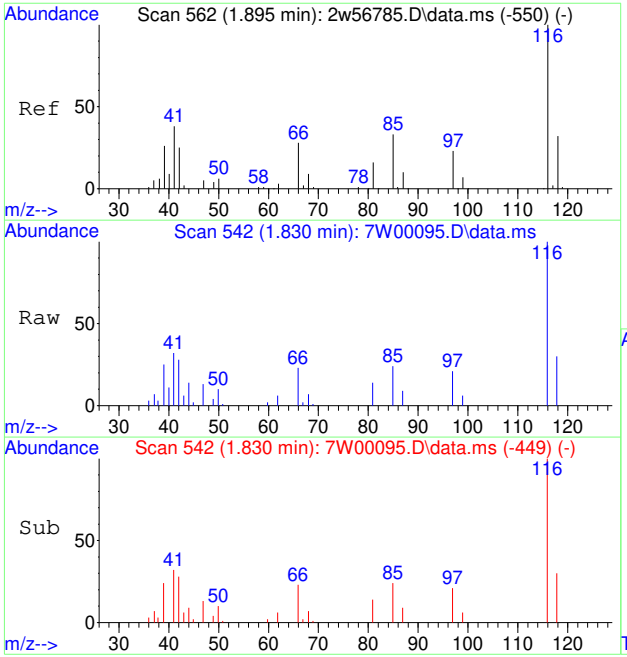

#5
CHLOROTRIFLUOROETHENE
Concen: 0.16 PPBV
RT: 1.830 min Scan# 542
Delta R.T. 0.000 min
Lab File: 7W00095.D
Acq: 30 Nov 2022 12:38 pm

Tgt Ion:116 Resp: 2920

Ion	Ratio	Lower	Upper
116	100		
118	33.9	26.1	39.1
85	278.7	0.0	0.0#

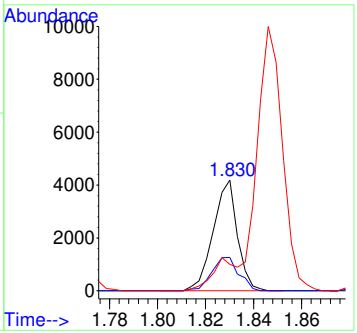

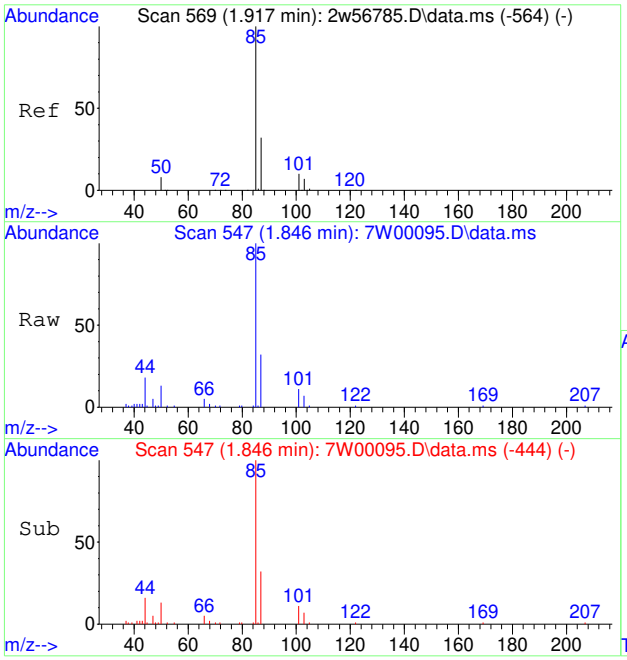

#6
DICHLORODIFLUOROMETHANE
Concen: 0.20 PPBV
RT: 1.846 min Scan# 547
Delta R.T. 0.000 min
Lab File: 7W00095.D
Acq: 30 Nov 2022 12:38 pm

Tgt Ion: 85 Resp: 8137

Ion	Ratio	Lower	Upper
85	100		
87	33.4	25.8	38.6
50	19.6	7.4	11.2#

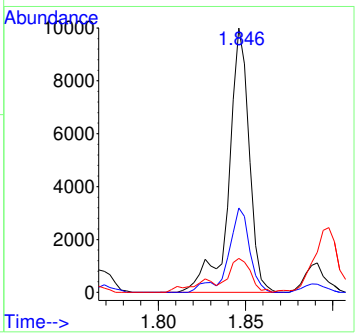

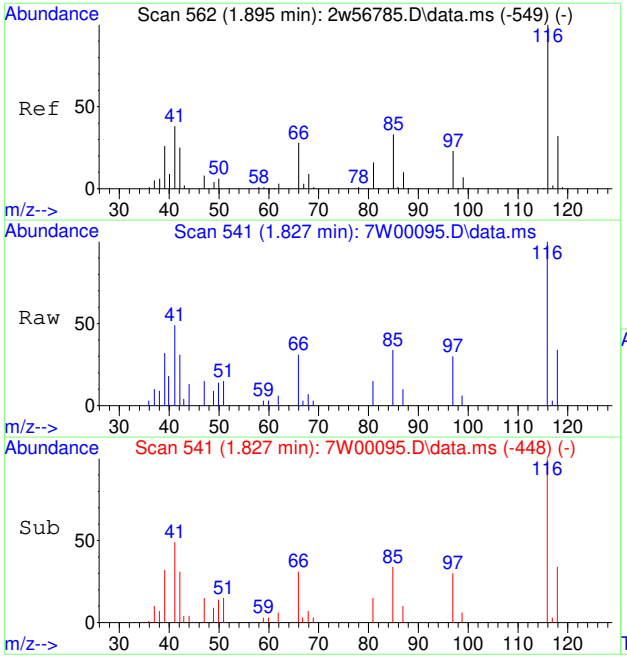

#7
PROPYLENE
Concen: 0.15 PPBV
RT: 1.827 min Scan# 541
Delta R.T. 0.000 min
Lab File: 7W00095.D
Acq: 30 Nov 2022 12:38 pm

Tgt Ion: 41 Resp: 1632

Ion	Ratio	Lower	Upper
41	100		
39	63.2	54.6	81.8
42	71.9	53.8	80.6

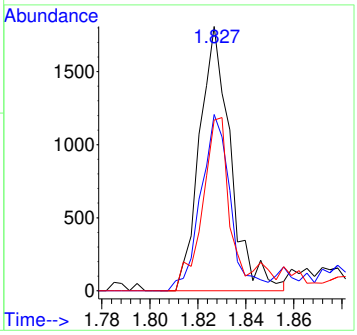

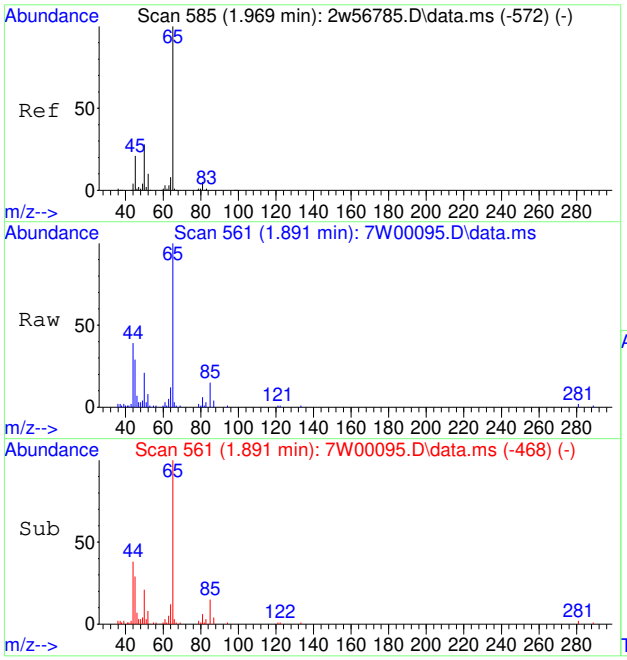

#8
1-CHLORO-1,1-DIFLUOROETHANE
Concen: 0.23 PPBV
RT: 1.891 min Scan# 561
Delta R.T. 0.000 min
Lab File: 7W00095.D
Acq: 30 Nov 2022 12:38 pm

Tgt Ion: 65 Resp: 6403

Ion	Ratio	Lower	Upper
65	100		
85	13.9	14.4	21.6#
45	28.3	16.7	25.1#

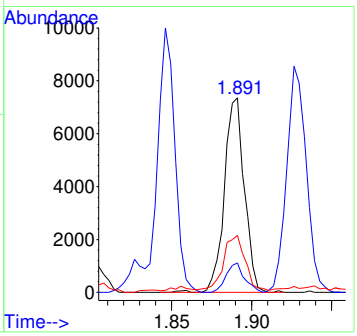

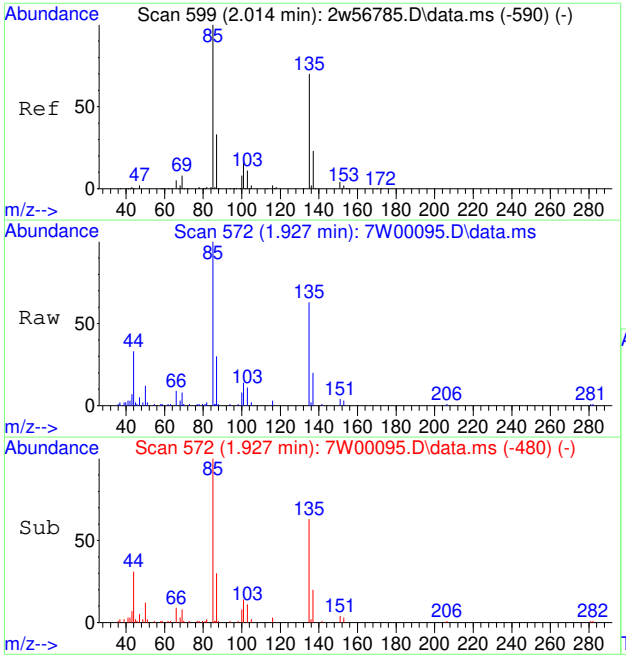

#9
FREON 114
Concen: 0.20 PPBV
RT: 1.927 min Scan# 572
Delta R.T. -0.003 min
Lab File: 7W00095.D
Acq: 30 Nov 2022 12:38 pm

Tgt Ion: 85 Resp: 7294

Ion	Ratio	Lower	Upper
85	100		
135	71.2	55.8	83.8
87	33.4	25.8	38.8

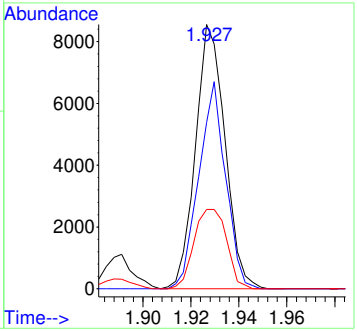

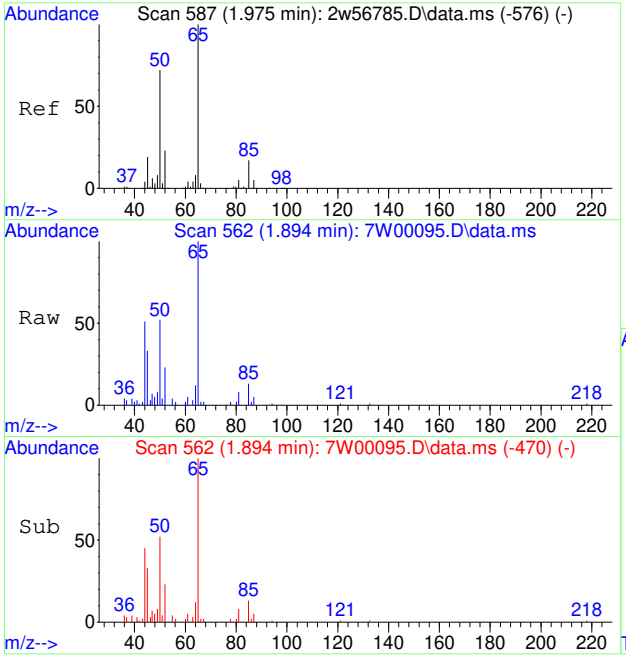

#10
CHLOROMETHANE
Concen: 0.19 PPBV
RT: 1.894 min Scan# 562
Delta R.T. -0.003 min
Lab File: 7W00095.D
Acq: 30 Nov 2022 12:38 pm

Tgt Ion: 52 Resp: 818

Ion	Ratio	Lower	Upper
52	100		
50	283.6	248.2	372.2

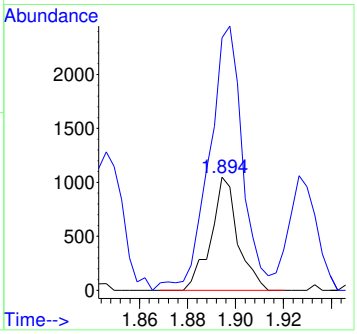

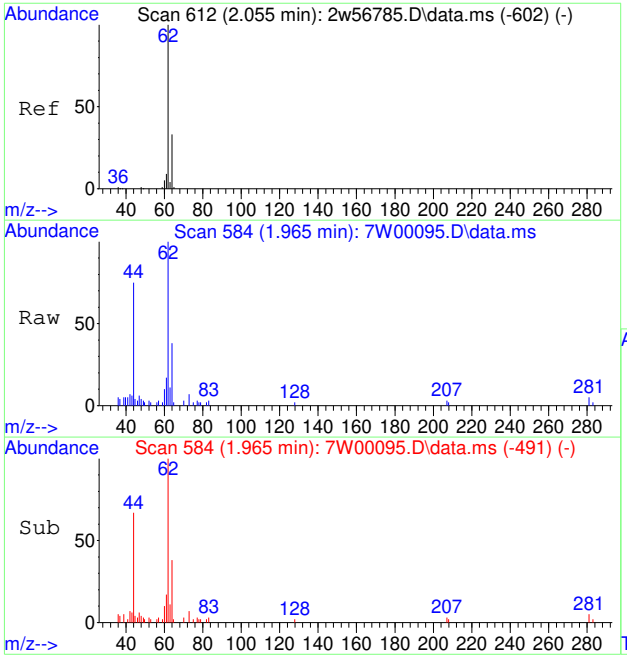

#11
VINYL CHLORIDE
Concen: 0.19 PPBV
RT: 1.965 min Scan# 584
Delta R.T. 0.000 min
Lab File: 7W00095.D
Acq: 30 Nov 2022 12:38 pm

Tgt Ion: 62 Resp: 2557

Ion	Ratio	Lower	Upper
62	100		
64	39.9	25.7	38.5#
61	0.0	6.7	10.1#

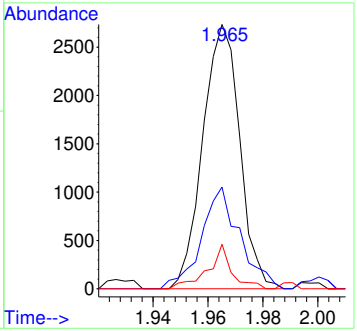

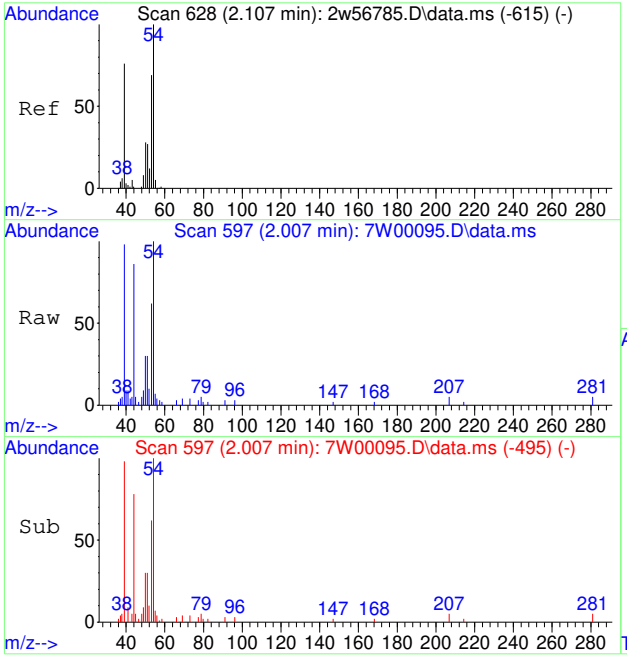

#12
1,3-BUTADIENE
Concen: 0.19 PPBV
RT: 2.007 min Scan# 597
Delta R.T. -0.003 min
Lab File: 7W00095.D
Acq: 30 Nov 2022 12:38 pm

Tgt Ion: 54 Resp: 2117

Ion	Ratio	Lower	Upper
54	100		
39	144.0	75.6	115.6#
53	72.9	49.8	89.8

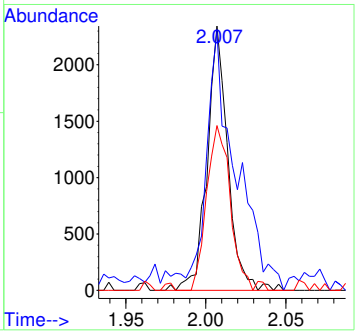

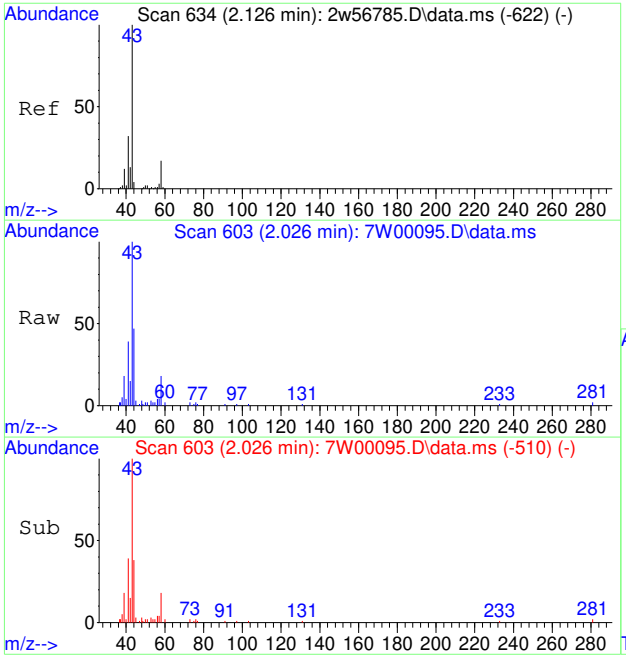

#13
N-BUTANE
Concen: 0.17 PPBV
RT: 2.026 min Scan# 603
Delta R.T. 0.000 min
Lab File: 7W00095.D
Acq: 30 Nov 2022 12:38 pm

Tgt Ion: 43 Resp: 3567

Ion	Ratio	Lower	Upper
43	100		
58	19.6	14.2	21.2
44	24.6	4.2	6.4#

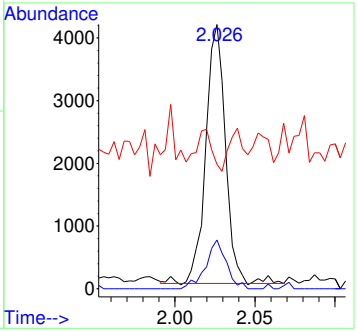

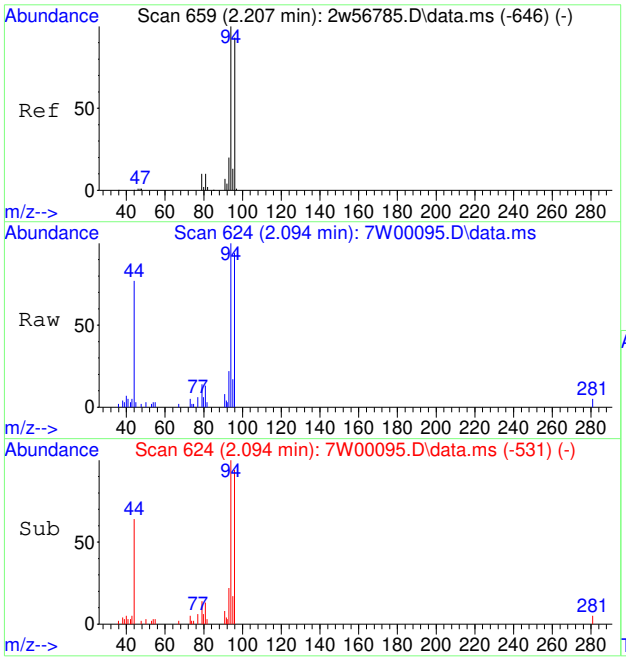

#14
BROMOMETHANE
Concen: 0.23 PPBV
RT: 2.094 min Scan# 624
Delta R.T. 0.000 min
Lab File: 7W00095.D
Acq: 30 Nov 2022 12:38 pm

Tgt Ion: 94 Resp: 2668

Ion	Ratio	Lower	Upper
94	100		
96	93.6	75.4	113.0
95	0.0	11.0	16.4#

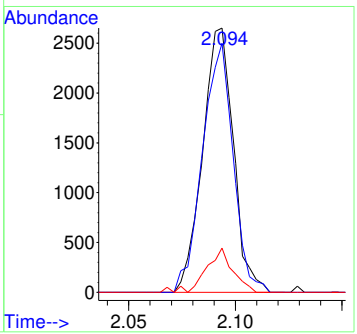

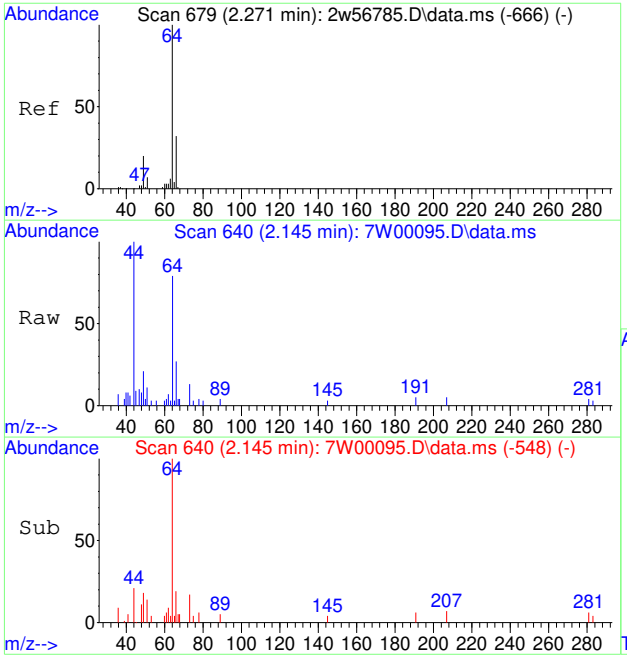

#15
CHLOROETHANE
Concen: 0.20 PPBV
RT: 2.145 min Scan# 640
Delta R.T. -0.003 min
Lab File: 7W00095.D
Acq: 30 Nov 2022 12:38 pm

Tgt Ion: 64 Resp: 1416

Ion	Ratio	Lower	Upper
64	100		
66	53.2	27.1	40.7#
49	0.0	23.3	34.9#

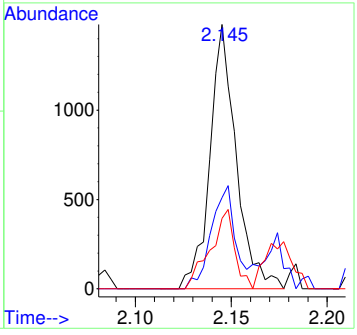

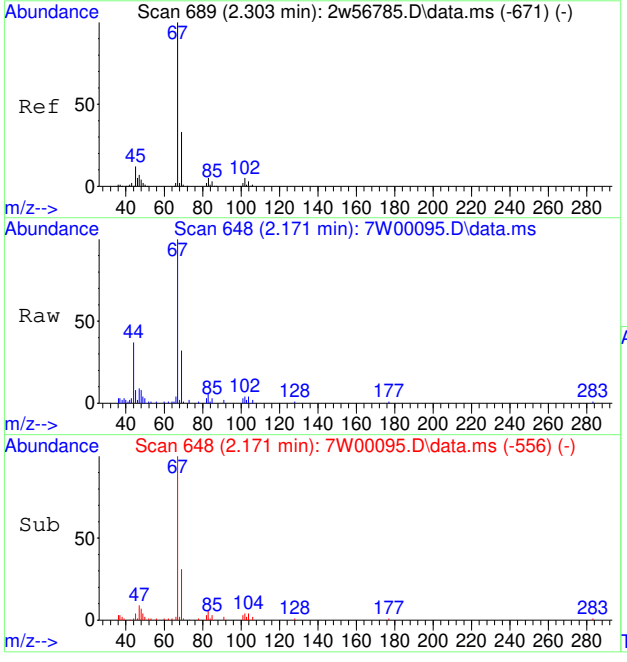

#16
DICHLOROFLUOROMETHANE
Concen: 0.22 PPBV
RT: 2.171 min Scan# 648
Delta R.T. -0.003 min
Lab File: 7W00095.D
Acq: 30 Nov 2022 12:38 pm

Tgt Ion: 67 Resp: 6041

Ion	Ratio	Lower	Upper
67	100		
69	34.4	26.1	39.1
47	15.5	6.2	9.2#

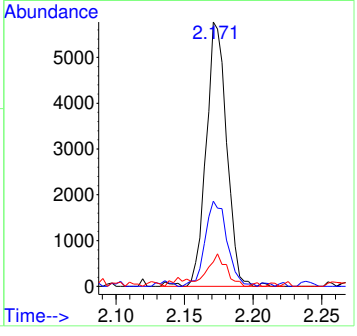

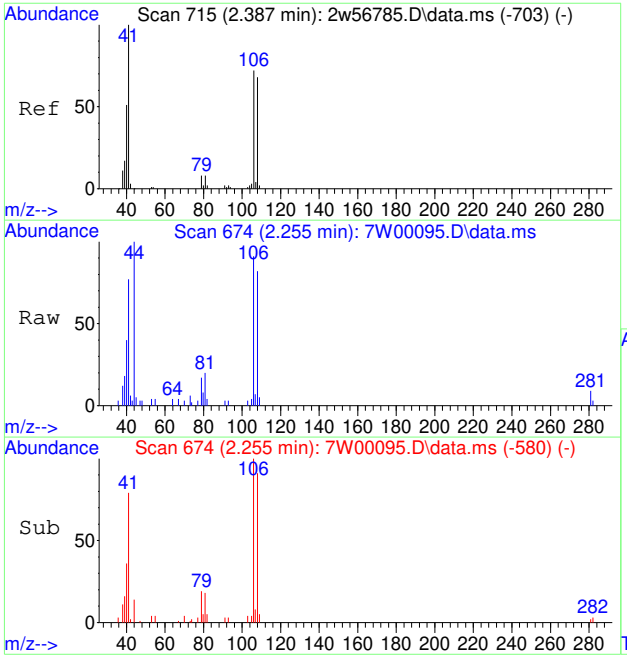

#17
ACETONITRILE
Concen: 0.21 PPBV
RT: 2.255 min Scan# 674
Delta R.T. 0.003 min
Lab File: 7W00095.D
Acq: 30 Nov 2022 12:38 pm

Tgt Ion: 41 Resp: 2528

Ion	Ratio	Lower	Upper
41	100		
40	47.3	41.6	62.4
39	22.9	14.2	21.4#

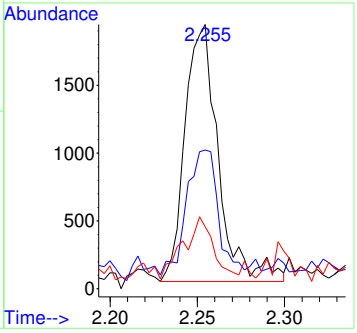

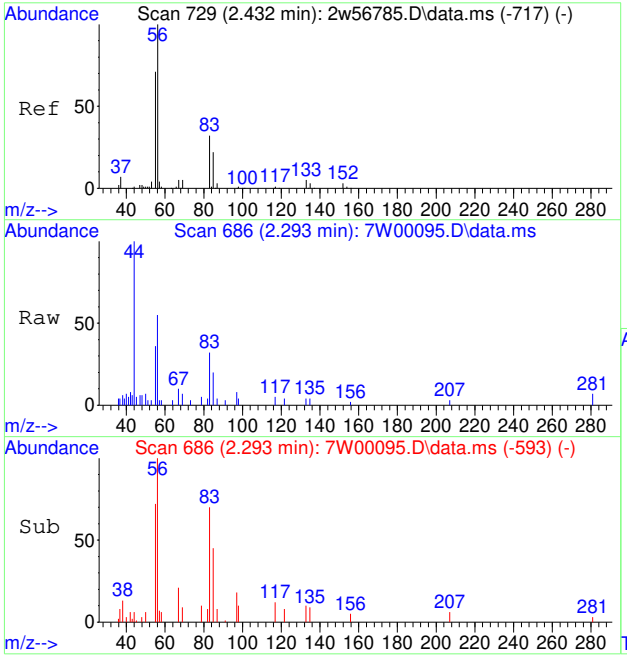

#18
ACROLEIN
Concen: 0.30 PPBV
RT: 2.293 min Scan# 686
Delta R.T. 0.000 min
Lab File: 7W00095.D
Acq: 30 Nov 2022 12:38 pm

Tgt Ion: 56 Resp: 1329

Ion	Ratio	Lower	Upper
56	100		
55	73.8	56.0	84.0

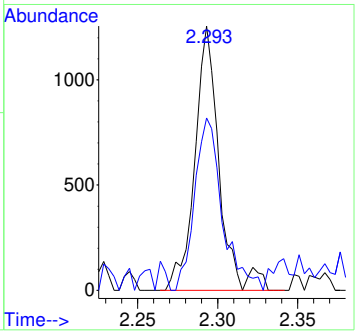

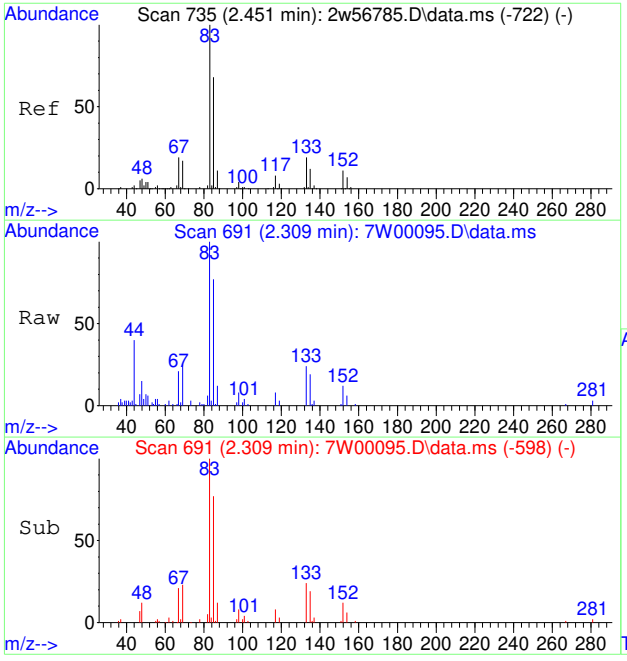

#19
FREON 123
Concen: 0.22 PPBV
RT: 2.309 min Scan# 691
Delta R.T. 0.000 min
Lab File: 7W00095.D
Acq: 30 Nov 2022 12:38 pm

Tgt Ion: 83 Resp: 6051

Ion	Ratio	Lower	Upper
83	100		
85	95.8	72.7	109.1
133	25.2	15.8	23.6#

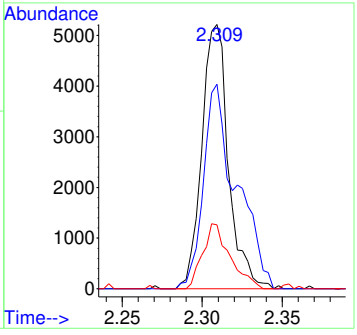

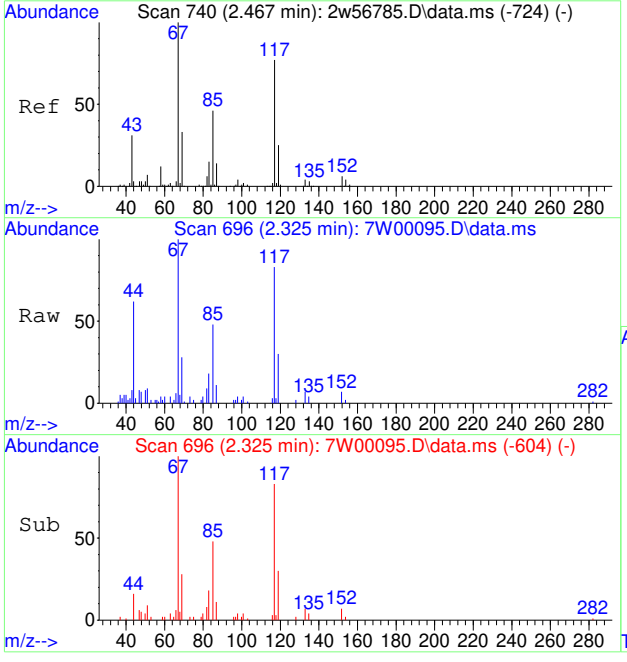

#20
FREON 123A
Concen: 0.25 PPBV
RT: 2.325 min Scan# 696
Delta R.T. -0.003 min
Lab File: 7W00095.D
Acq: 30 Nov 2022 12:38 pm

Tgt Ion:117 Resp: 3913

Ion	Ratio	Lower	Upper
117	100		
67	138.5	113.3	169.9

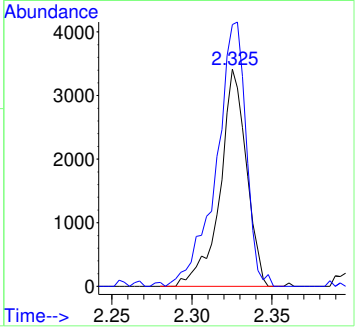

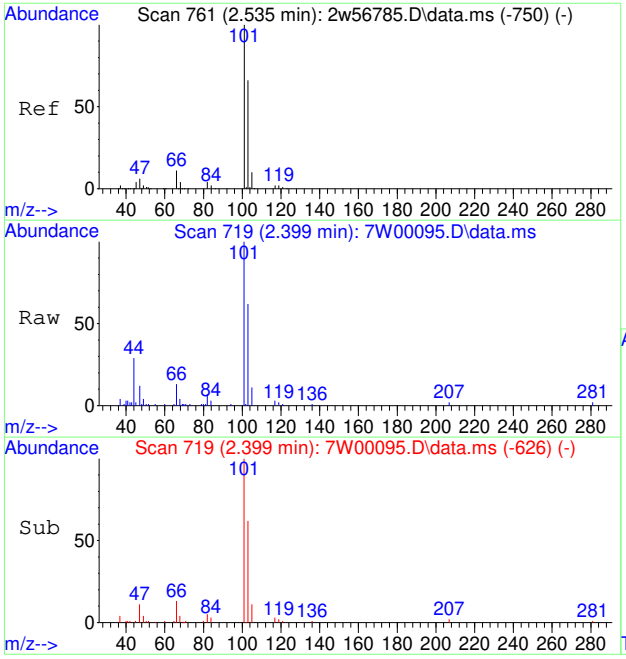

#21
TRICHLOROFLUOROMETHANE
Concen: 0.26 PPBV
RT: 2.399 min Scan# 719
Delta R.T. 0.000 min
Lab File: 7W00095.D
Acq: 30 Nov 2022 12:38 pm

Tgt Ion:101 Resp: 8082

Ion	Ratio	Lower	Upper
101	100		
103	63.6	51.8	77.6
105	12.2	8.4	12.6

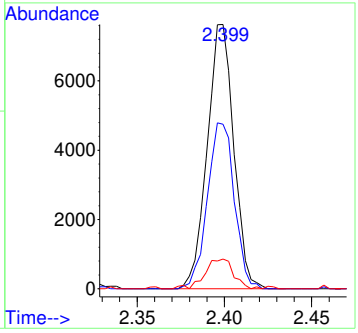

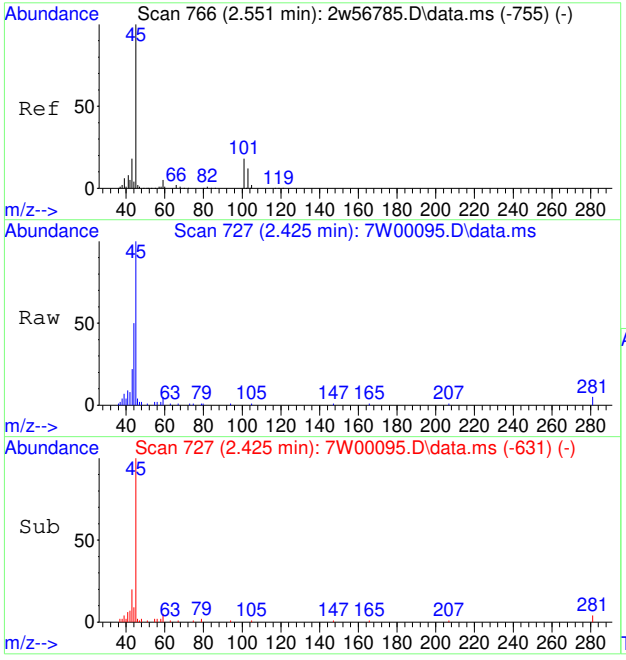

#22
ISOPROPYL ALCOHOL
Concen: 0.20 PPBV
RT: 2.425 min Scan# 727
Delta R.T. 0.010 min
Lab File: 7W00095.D
Acq: 30 Nov 2022 12:38 pm

Tgt Ion: 45 Resp: 6074

Ion	Ratio	Lower	Upper
45	100		
43	23.5	15.5	23.3#
59	0.0	4.1	6.1#

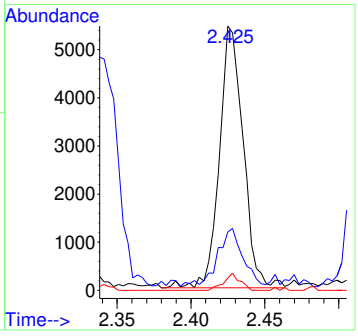

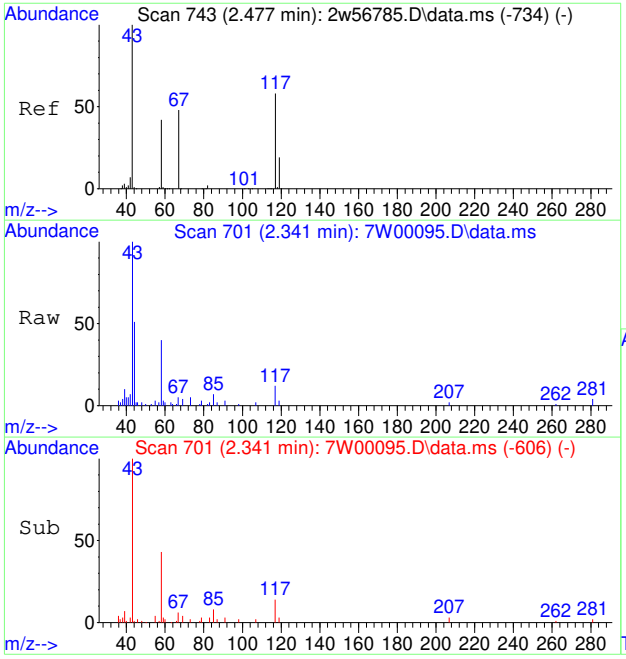

#23
ACETONE
Concen: 0.27 PPBV
RT: 2.341 min Scan# 701
Delta R.T. 0.006 min
Lab File: 7W00095.D
Acq: 30 Nov 2022 12:38 pm

Tgt Ion: 58 Resp: 2054

Ion	Ratio	Lower	Upper
58	100		
43	274.5	195.9	293.9

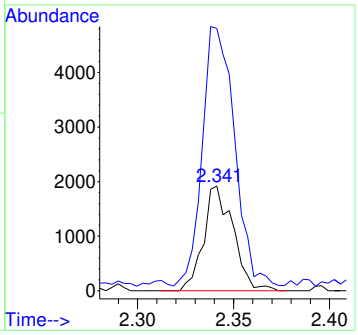

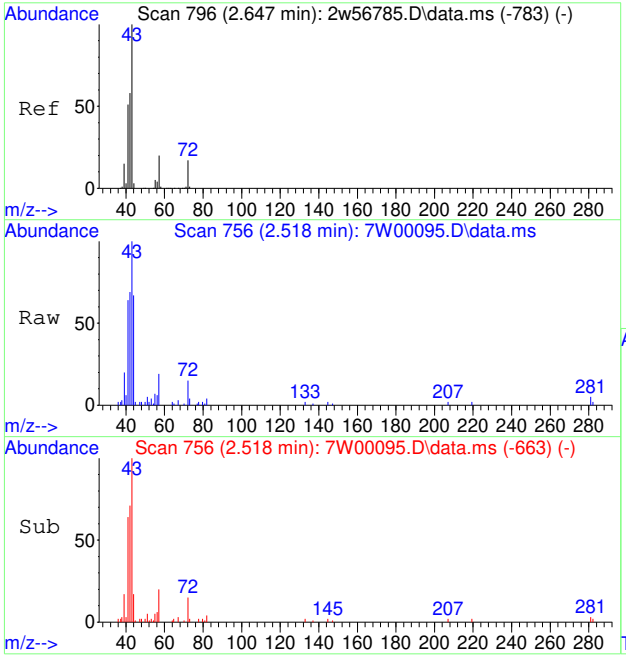

#24
PENTANE
Concen: 0.23 PPBV
RT: 2.518 min Scan# 756
Delta R.T. 0.000 min
Lab File: 7W00095.D
Acq: 30 Nov 2022 12:38 pm

Tgt Ion: 42 Resp: 3361

Ion	Ratio	Lower	Upper
42	100		
41	97.3	69.5	104.3
57	28.6	27.4	41.0

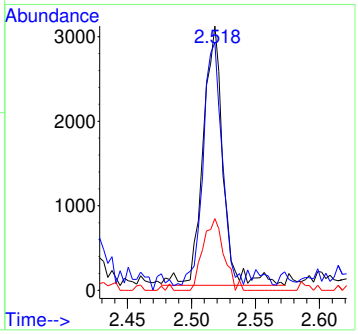

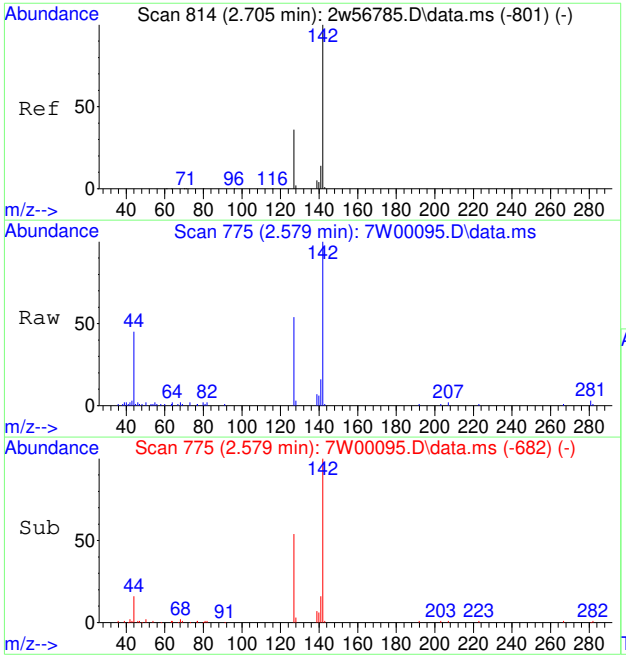

#25
IODOMETHANE
Concen: 0.29 PPBV
RT: 2.579 min Scan# 775
Delta R.T. 0.000 min
Lab File: 7W00095.D
Acq: 30 Nov 2022 12:38 pm

Tgt Ion:142 Resp: 8168

Ion	Ratio	Lower	Upper
142	100		
127	48.0	29.1	43.7#

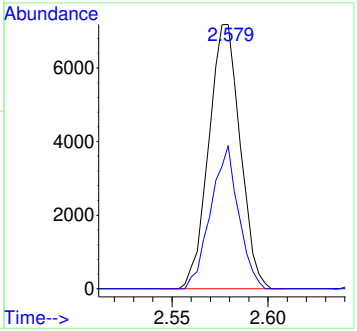

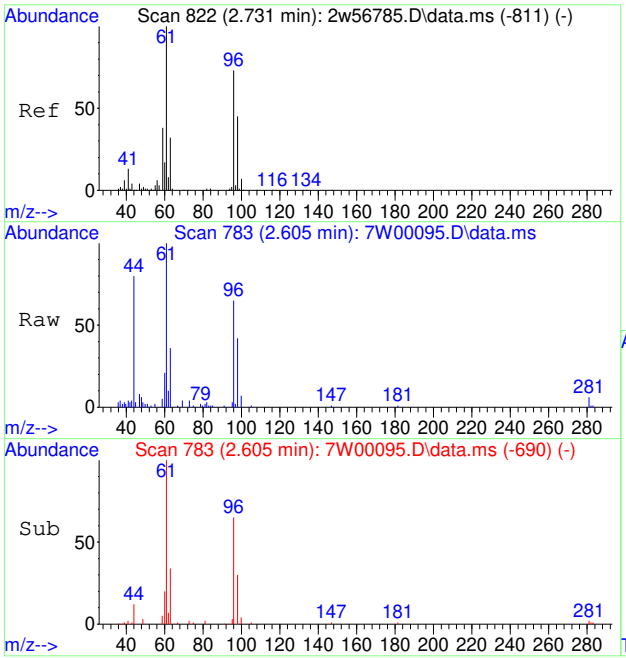

#26
1,1-DICHLOROETHYLENE
Concen: 0.29 PPBV
RT: 2.605 min Scan# 783
Delta R.T. 0.000 min
Lab File: 7W00095.D
Acq: 30 Nov 2022 12:38 pm

Tgt Ion: 96 Resp: 3250

Ion	Ratio	Lower	Upper
96	100		
61	165.5	109.4	164.2#
63	56.7	36.2	54.2#

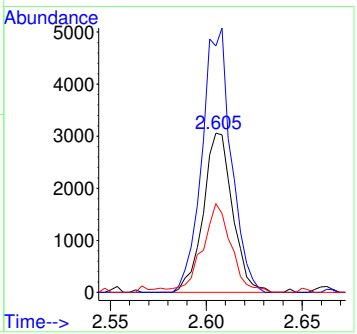

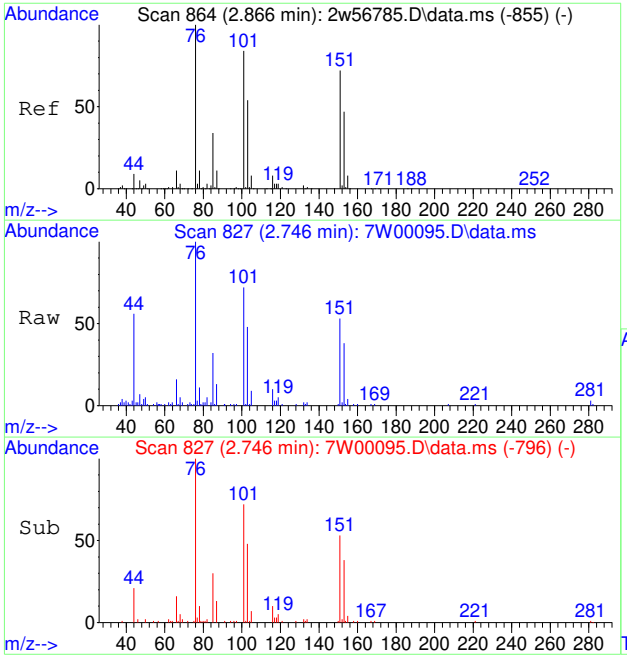

#27
CARBON DISULFIDE
Concen: 0.29 PPBV
RT: 2.746 min Scan# 827
Delta R.T. 0.000 min
Lab File: 7W00095.D
Acq: 30 Nov 2022 12:38 pm

Tgt Ion: 76 Resp: 9654

Ion	Ratio	Lower	Upper
76	100		
78	13.9	8.6	13.0#
44	45.3	7.2	10.8#

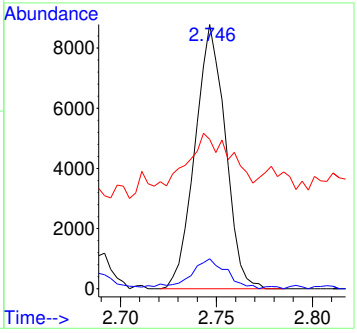

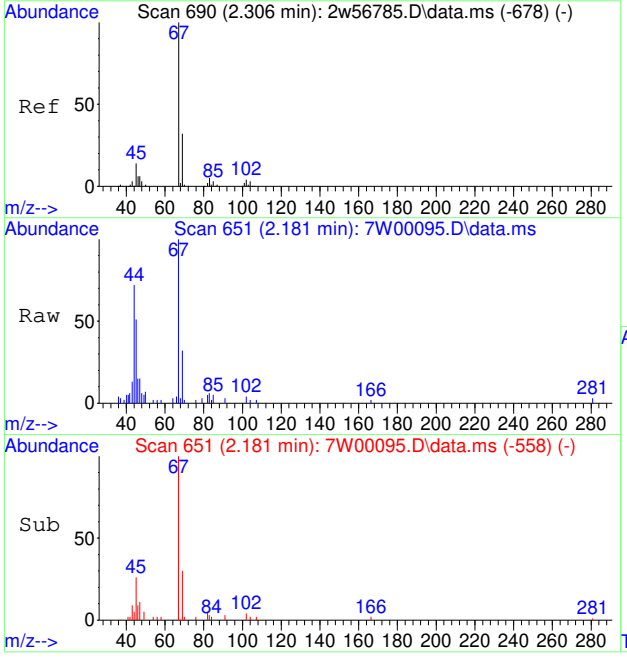

#28
ETHANOL
Concen: 0.23 PPBV
RT: 2.181 min Scan# 651
Delta R.T. 0.000 min
Lab File: 7W00095.D
Acq: 30 Nov 2022 12:38 pm

Tgt Ion: 45 Resp: 1613

Ion	Ratio	Lower	Upper
45	100		
46	37.7	34.1	51.1
42	0.0	6.1	9.1#

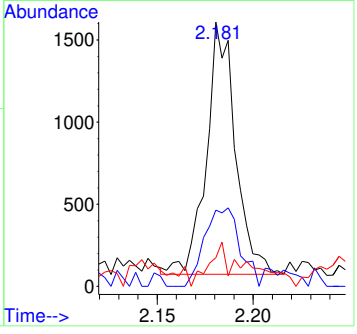

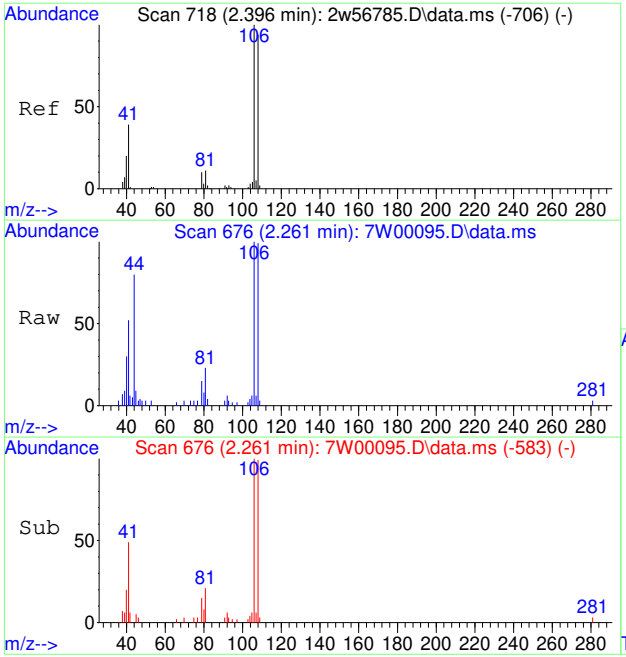

#29
BROMOETHENE
Concen: 0.22 PPBV
RT: 2.261 min Scan# 676
Delta R.T. 0.000 min
Lab File: 7W00095.D
Acq: 30 Nov 2022 12:38 pm

Tgt Ion:106 Resp: 2517

Ion	Ratio	Lower	Upper
106	100		
108	97.1	75.7	113.5
81	23.8	8.3	12.5#

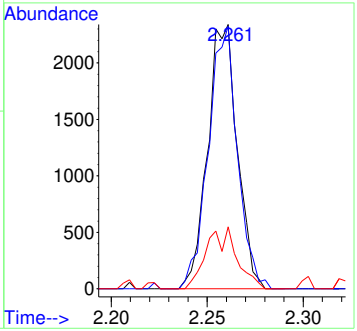

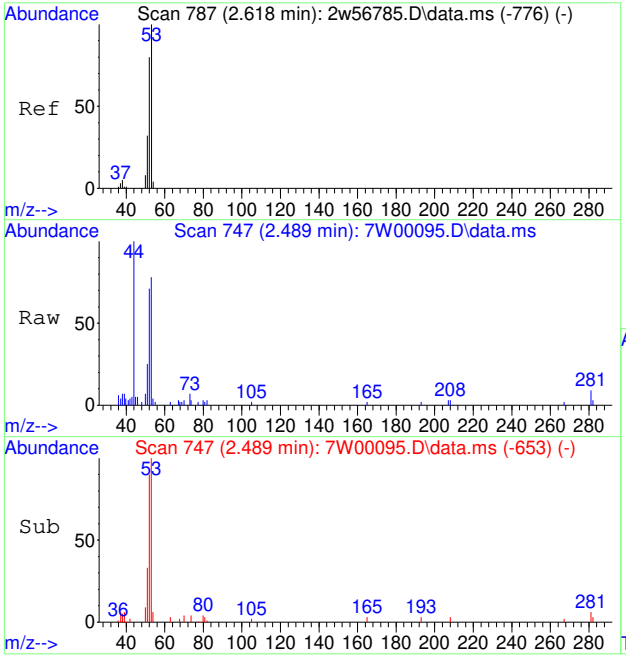

#30
ACRYLONITRILE
Concen: 0.23 PPBV
RT: 2.489 min Scan# 747
Delta R.T. 0.003 min
Lab File: 7W00095.D
Acq: 30 Nov 2022 12:38 pm

Tgt Ion: 52 Resp: 2228

Ion	Ratio	Lower	Upper
52	100		
53	104.8	102.0	153.0
51	46.1	34.8	52.2

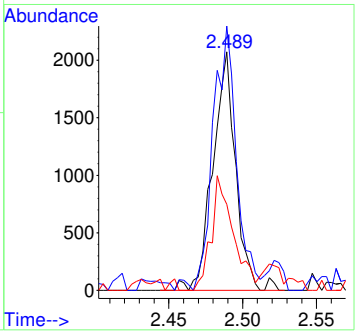

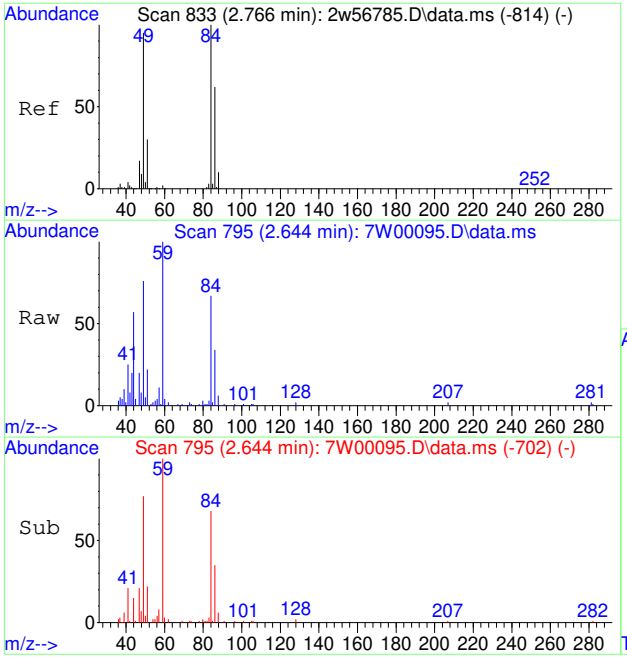

#31
METHYLENE CHLORIDE
Concen: 0.41 PPBV
RT: 2.644 min Scan# 795
Delta R.T. 0.000 min
Lab File: 7W00095.D
Acq: 30 Nov 2022 12:38 pm

Tgt Ion: 84 Resp: 4671

Ion	Ratio	Lower	Upper
84	100		
86	61.1	50.9	76.3
49	134.0	78.6	118.0#

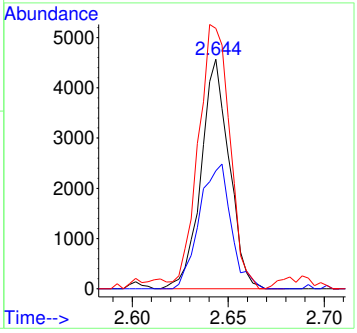

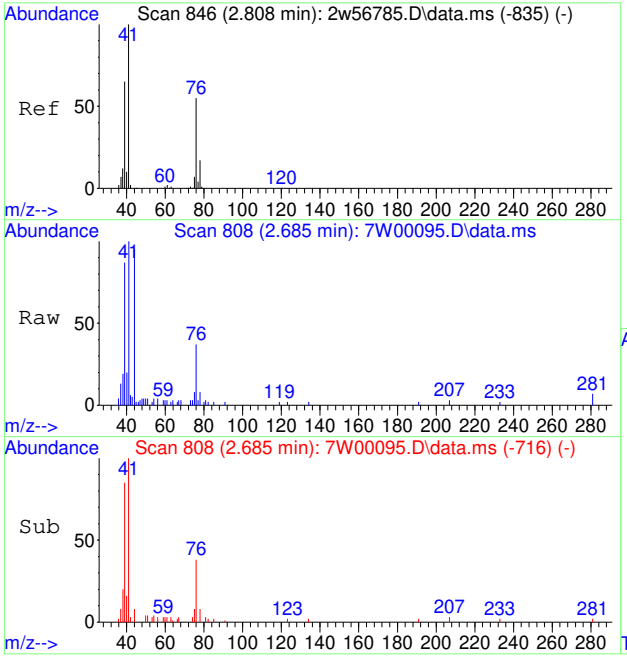

#32
3-CHLOROPROPENE
Concen: 0.27 PPBV
RT: 2.685 min Scan# 808
Delta R.T. -0.003 min
Lab File: 7W00095.D
Acq: 30 Nov 2022 12:38 pm

Tgt Ion: 76 Resp: 1407

Ion	Ratio	Lower	Upper
76	100		
41	262.8	147.9	221.9#
39	229.9	94.6	141.8#
78	47.9	25.9	38.9#

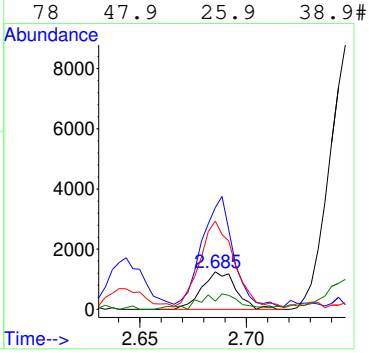

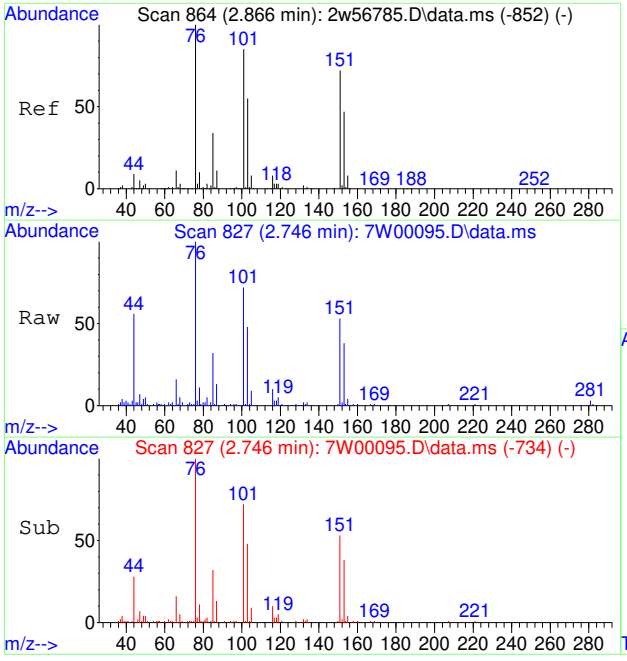

#33
FREON 113
Concen: 0.29 PPBV
RT: 2.746 min Scan# 827
Delta R.T. 0.000 min
Lab File: 7W00095.D
Acq: 30 Nov 2022 12:38 pm

Tgt Ion:151 Resp: 5386

Ion	Ratio	Lower	Upper
151	100		
101	133.8	94.8	142.2
103	85.8	61.0	91.4

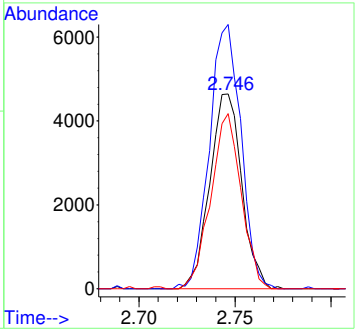

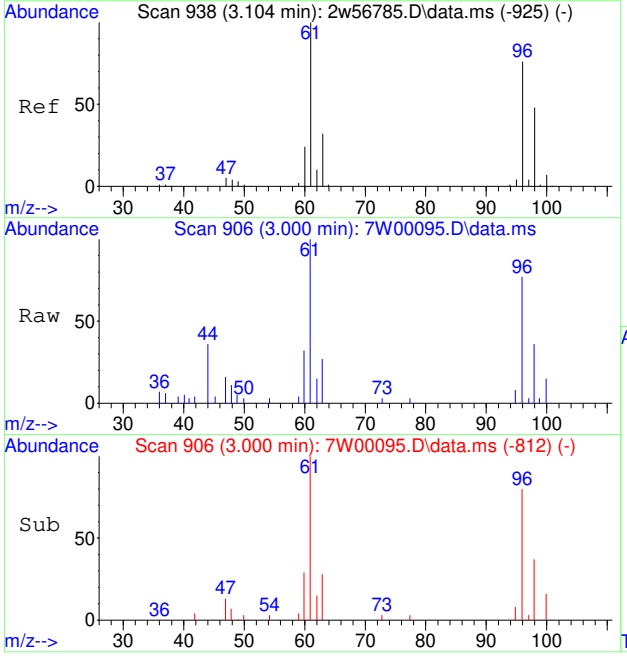

#34
TRANS-1,2-DICHLOROETHENE
Concen: 0.21 PPBV
RT: 3.000 min Scan# 906
Delta R.T. 0.003 min
Lab File: 7W00095.D
Acq: 30 Nov 2022 12:38 pm

Tgt Ion: 96 Resp: 2349

Ion	Ratio	Lower	Upper
96	100		
61	132.7	104.3	156.5
98	64.3	50.6	76.0

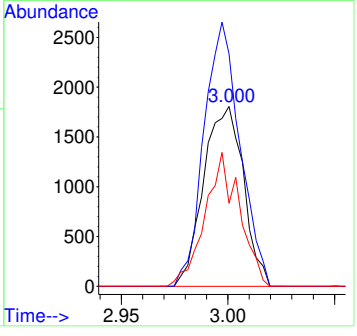

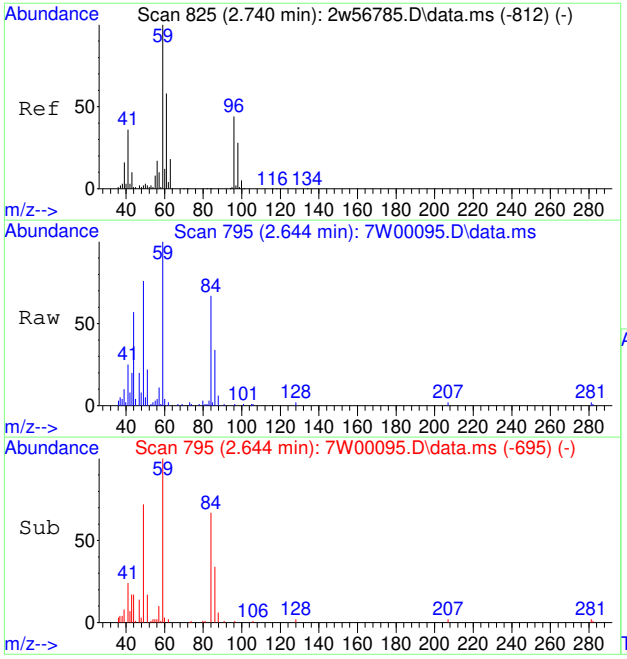

#35
TERTIARY BUTYL ALCOHOL
Concen: 0.30 PPBV
RT: 2.644 min Scan# 795
Delta R.T. 0.023 min
Lab File: 7W00095.D
Acq: 30 Nov 2022 12:38 pm

Tgt Ion: 59 Resp: 8124

Ion	Ratio	Lower	Upper
59	100		
41	21.7	29.9	44.9#
43	17.1	8.9	13.3#

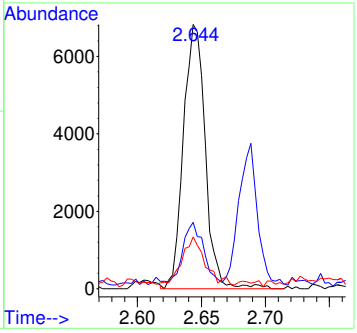

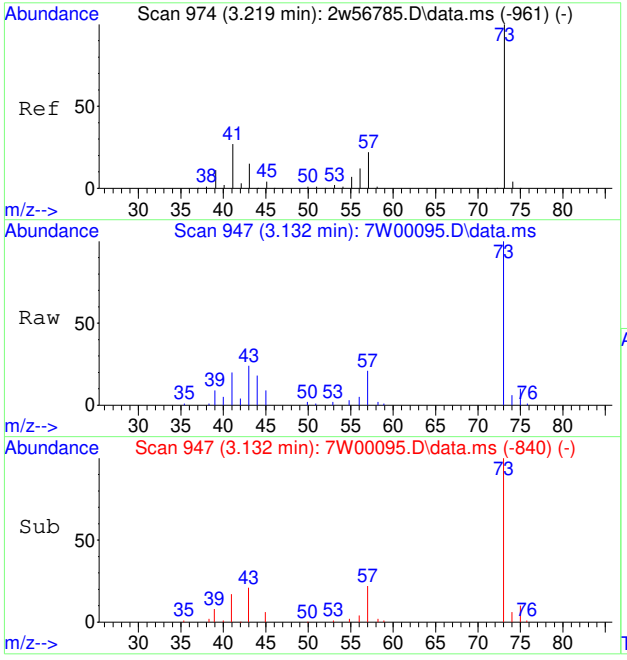

#36
METHYL TERTIARY BUTYL ETHER
Concen: 0.20 PPBV
RT: 3.132 min Scan# 947
Delta R.T. 0.013 min
Lab File: 7W00095.D
Acq: 30 Nov 2022 12:38 pm

Tgt Ion: 73 Resp: 6632

Ion	Ratio	Lower	Upper
73	100		
45	10.2	3.2	4.8#

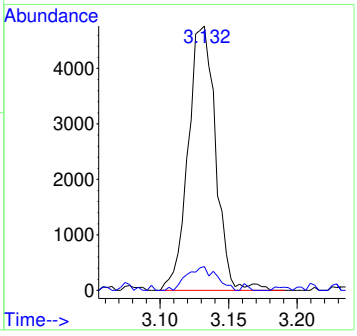

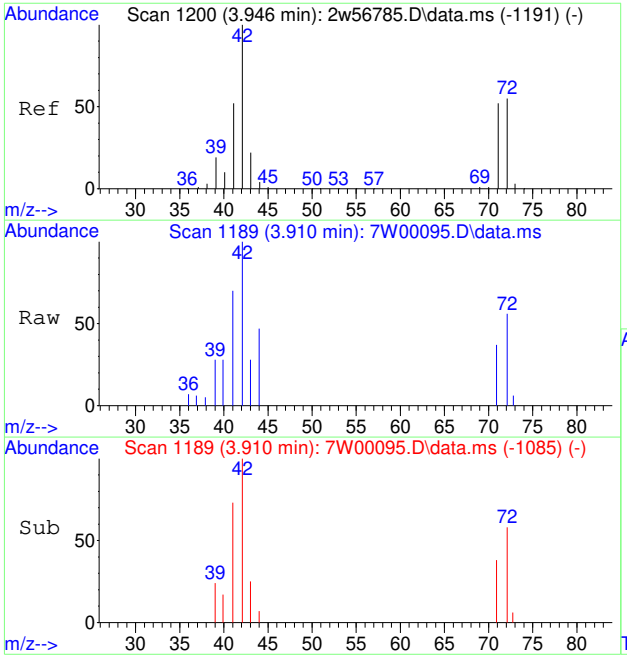

#37
TETRAHYDROFURAN
Concen: 0.23 PPBV
RT: 3.910 min Scan# 1189
Delta R.T. 0.035 min
Lab File: 7W00095.D
Acq: 30 Nov 2022 12:38 pm

Tgt Ion: 72 Resp: 1169

Ion	Ratio	Lower	Upper
72	100		
42	226.3	149.0	223.6#
71	84.4	74.5	111.7

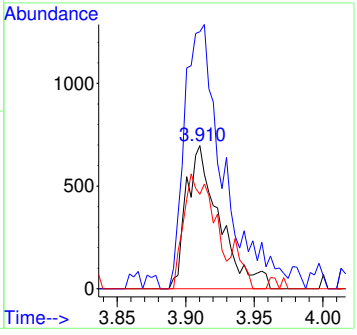

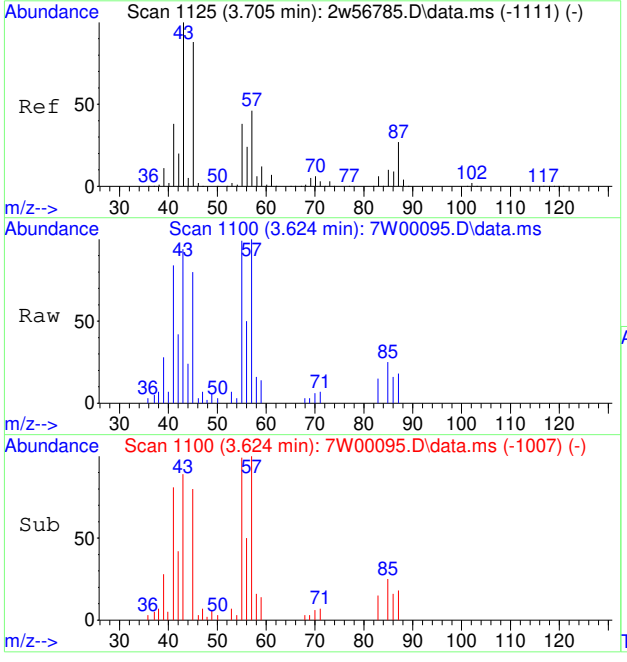

#38
HEXANE
Concen: 0.17 PPBV
RT: 3.624 min Scan# 1100
Delta R.T. 0.000 min
Lab File: 7W00095.D
Acq: 30 Nov 2022 12:38 pm

Tgt Ion: 57 Resp: 3505

Ion	Ratio	Lower	Upper
57	100		
56	54.1	42.0	63.0
41	115.3	66.2	99.2#

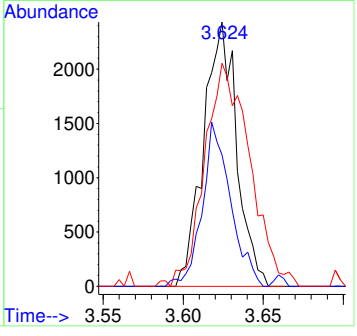

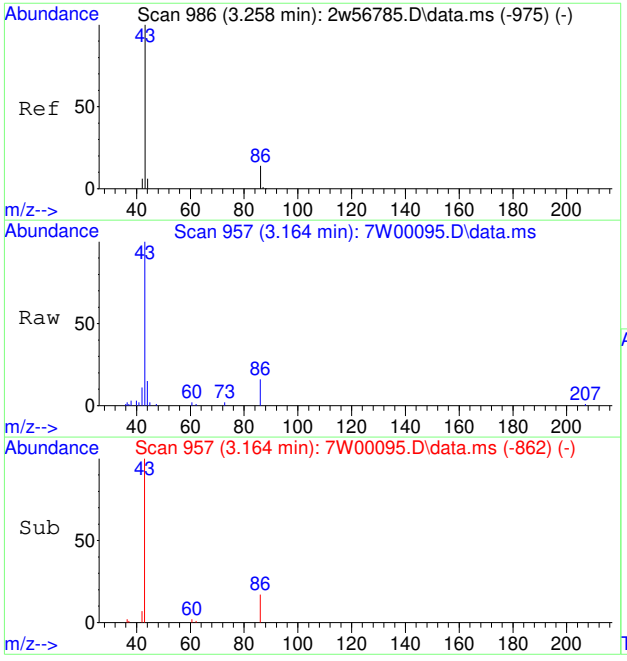

#39
VINYL ACETATE
Concen: 0.39 PPBV
RT: 3.164 min Scan# 957
Delta R.T. 0.006 min
Lab File: 7W00095.D
Acq: 30 Nov 2022 12:38 pm

Tgt Ion: 86 Resp: 729

Ion	Ratio	Lower	Upper
86	100		
43	1032.9	626.3	939.5#
44	70.5	34.5	51.7#

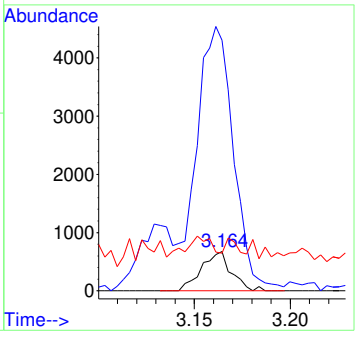

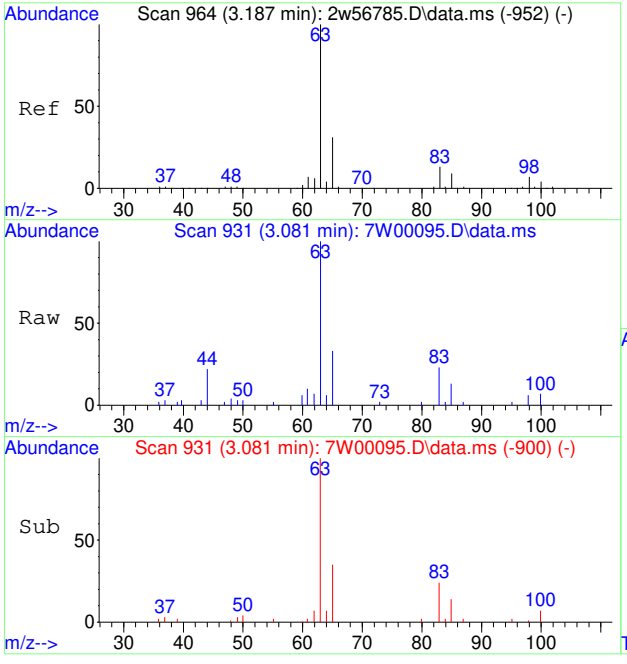

#40
1,1-DICHLOROETHANE
Concen: 0.18 PPBV
RT: 3.081 min Scan# 931
Delta R.T. 0.000 min
Lab File: 7W00095.D
Acq: 30 Nov 2022 12:38 pm

Tgt Ion: 63 Resp: 3835

Ion	Ratio	Lower	Upper
63	100		
65	30.5	25.3	37.9
83	16.0	10.6	16.0#

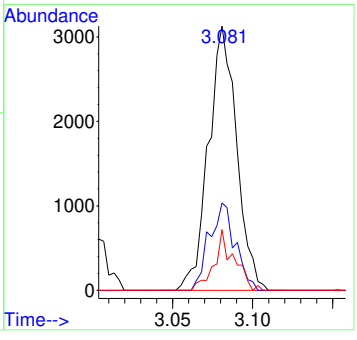

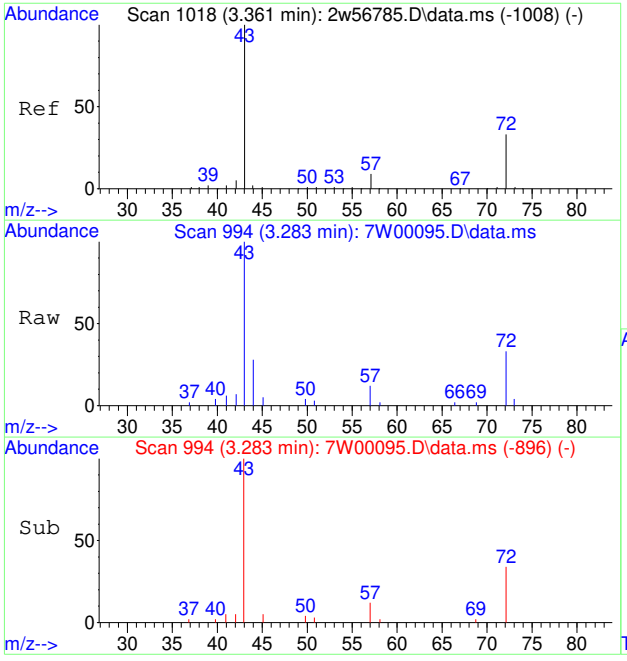

#41
METHYL ETHYL KETONE
Concen: 0.21 PPBV
RT: 3.283 min Scan# 994
Delta R.T. 0.016 min
Lab File: 7W00095.D
Acq: 30 Nov 2022 12:38 pm

Tgt Ion: 72 Resp: 1221

Ion	Ratio	Lower	Upper
72	100		
57	0.0	22.2	33.4#
43	385.0	252.6	378.8#

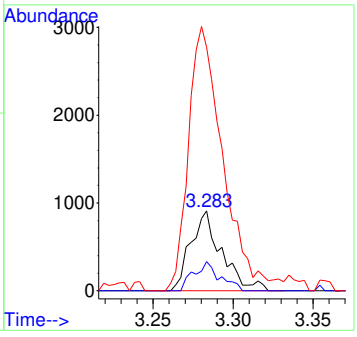

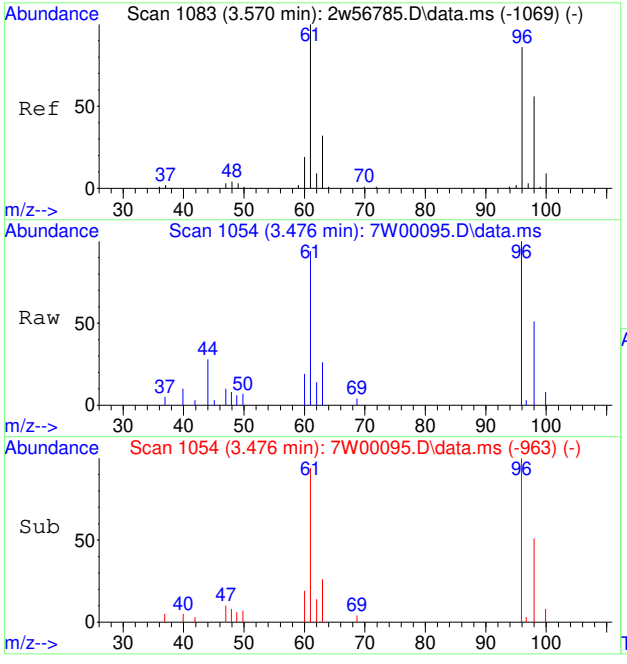

#42
CIS-1,2-DICHLOROETHENE
Concen: 0.21 PPBV
RT: 3.476 min Scan# 1054
Delta R.T. -0.006 min
Lab File: 7W00095.D
Acq: 30 Nov 2022 12:38 pm

Tgt Ion: 96 Resp: 2336

Ion	Ratio	Lower	Upper
96	100		
98	65.4	51.1	76.7
61	121.1	93.9	140.9

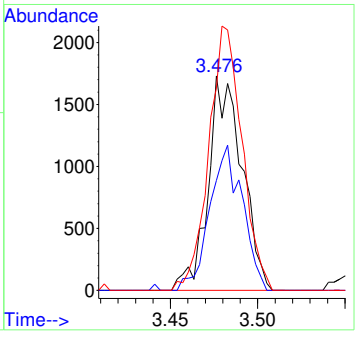

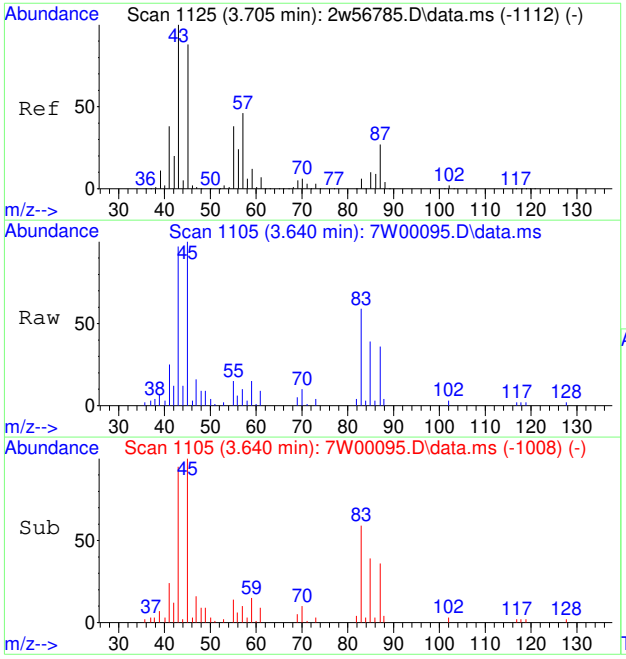

#43
DIISOPROPYL ETHER
Concen: 0.19 PPBV
RT: 3.640 min Scan# 1105
Delta R.T. 0.013 min
Lab File: 7W00095.D
Acq: 30 Nov 2022 12:38 pm

Tgt Ion: 59 Resp: 1111

Ion	Ratio	Lower	Upper
59	100		
45	709.5	539.8	809.8

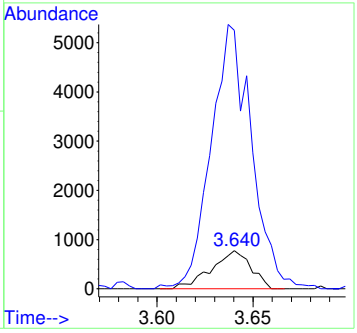

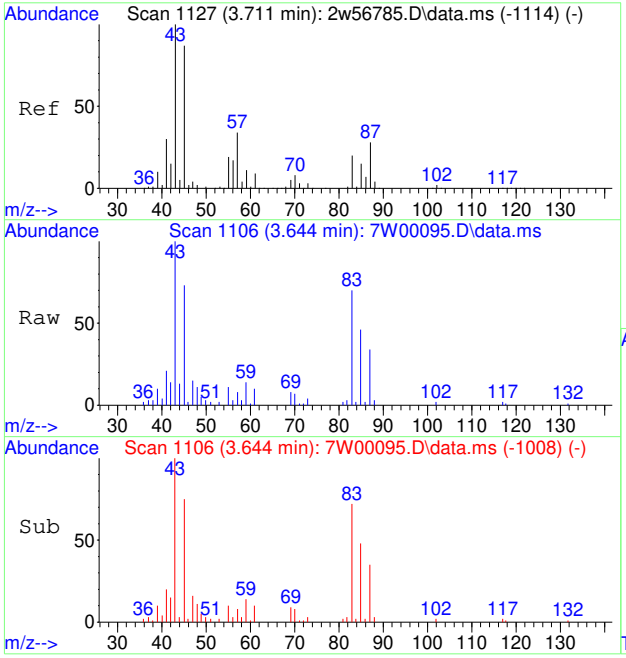

#44
ETHYL ACETATE
Concen: 0.17 PPBV
RT: 3.644 min Scan# 1106
Delta R.T. 0.016 min
Lab File: 7W00095.D
Acq: 30 Nov 2022 12:38 pm

Tgt Ion: 61 Resp: 706

Ion	Ratio	Lower	Upper
61	100		
43	1475.4	986.2	1479.2
88	0.0	38.8	58.2#

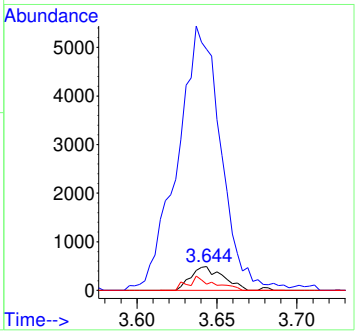

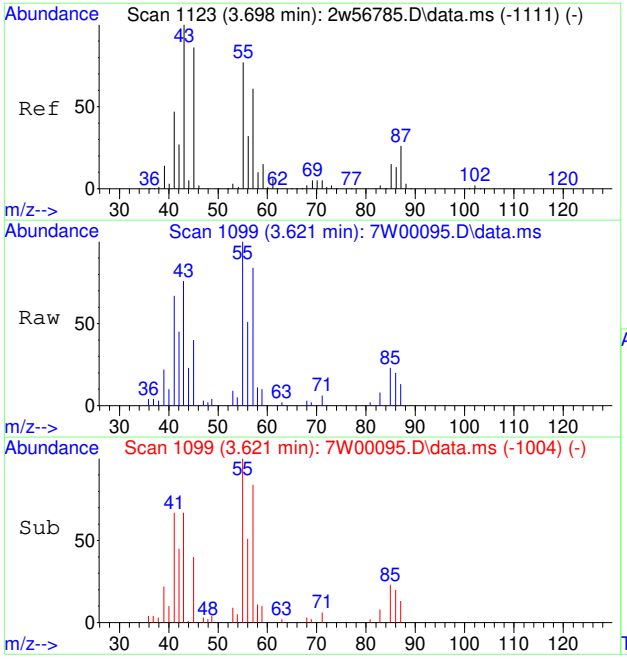

#45
METHYL ACRYLATE
Concen: 0.16 PPBV
RT: 3.621 min Scan# 1099
Delta R.T. 0.006 min
Lab File: 7W00095.D
Acq: 30 Nov 2022 12:38 pm

Tgt Ion: 55 Resp: 4223

Ion	Ratio	Lower	Upper
55	100		
85	0.0	0.0	0.0
58	14.9	11.7	17.5

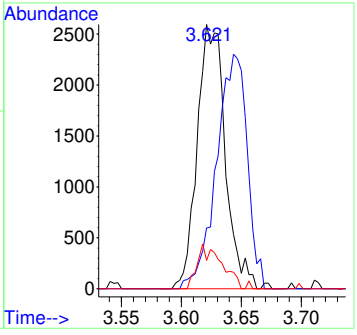

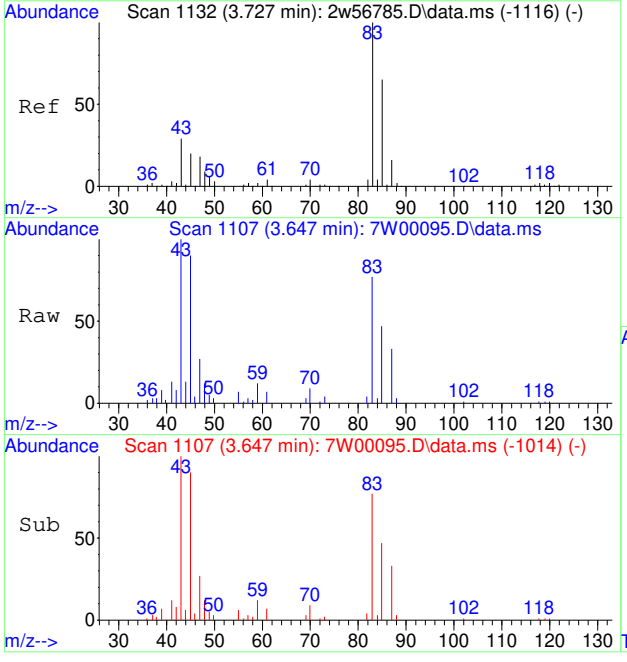

#46
CHLOROFORM
Concen: 0.22 PPBV
RT: 3.647 min Scan# 1107
Delta R.T. 0.000 min
Lab File: 7W00095.D
Acq: 30 Nov 2022 12:38 pm

Tgt Ion: 83 Resp: 5179

Ion	Ratio	Lower	Upper
83	100		
85	79.1	64.2	96.4
47	27.6	15.2	22.8#

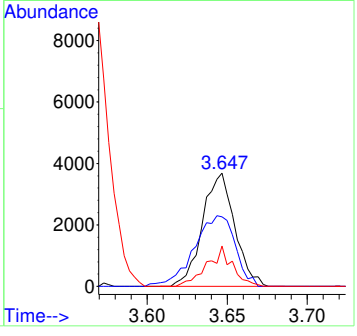

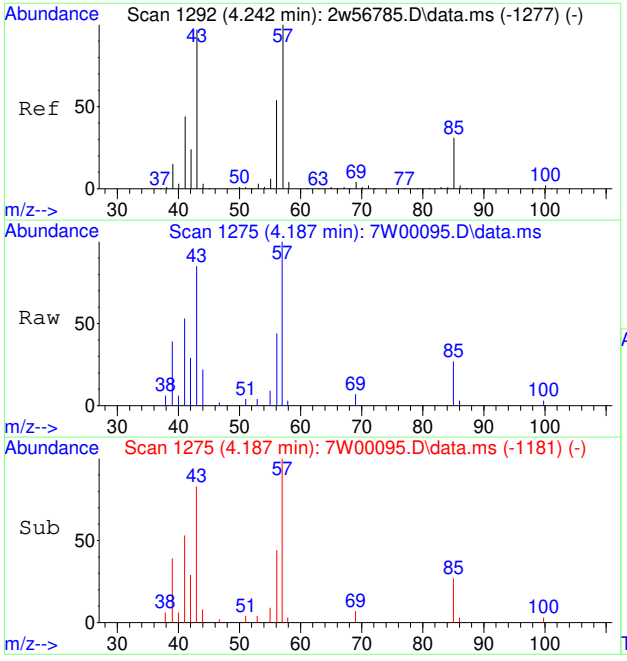

#47
2,4-DIMETHYLPENTANE
Concen: 0.18 PPBV
RT: 4.187 min Scan# 1275
Delta R.T. 0.003 min
Lab File: 7W00095.D
Acq: 30 Nov 2022 12:38 pm

Tgt Ion: 57 Resp: 4299

Ion	Ratio	Lower	Upper
57	100		
56	51.7	43.9	65.9
85	30.1	25.0	37.6

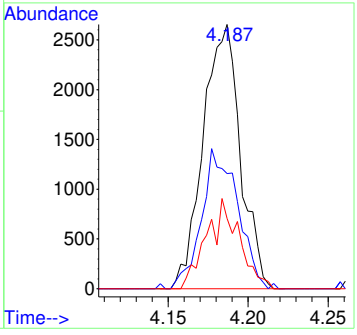

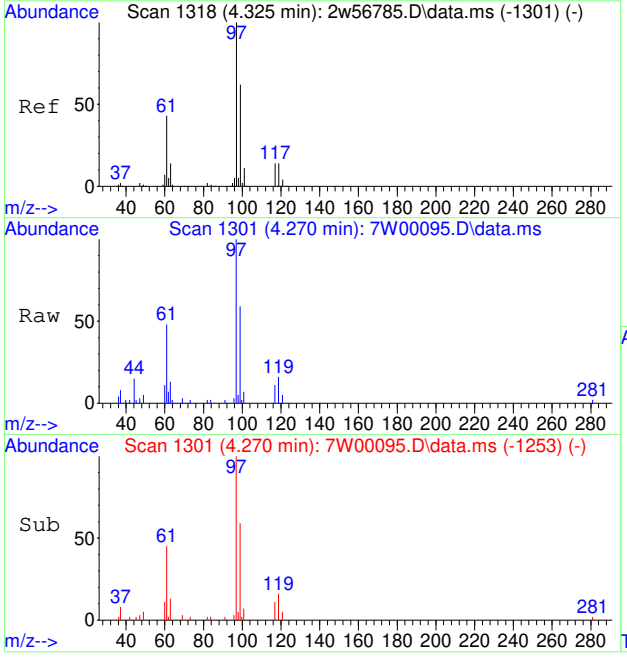

#48
1,1,1-TRICHLOROETHANE
Concen: 0.21 PPBV
RT: 4.270 min Scan# 1301
Delta R.T. 0.003 min
Lab File: 7W00095.D
Acq: 30 Nov 2022 12:38 pm

Tgt Ion: 97 Resp: 4916

Ion	Ratio	Lower	Upper
97	100		
99	63.2	50.8	76.2
61	44.1	34.8	52.2

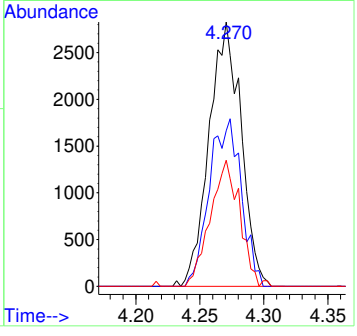

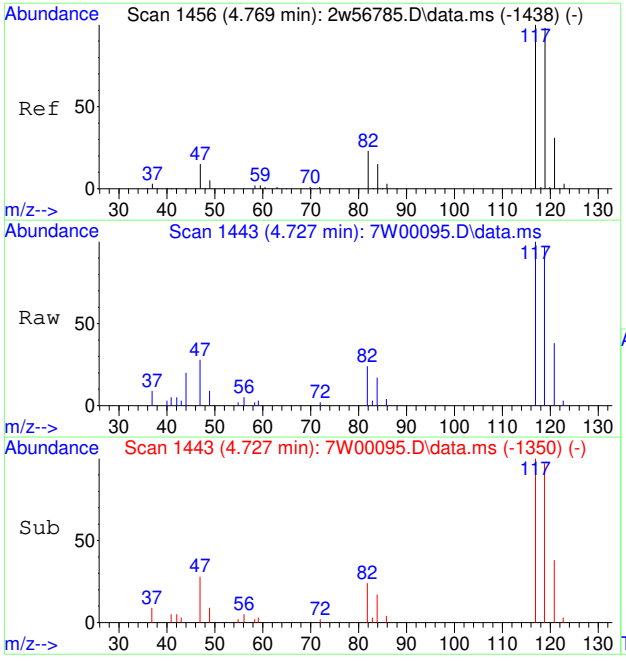

#49
CARBON TETRACHLORIDE
Concen: 0.19 PPBV
RT: 4.727 min Scan# 1443
Delta R.T. 0.000 min
Lab File: 7W00095.D
Acq: 30 Nov 2022 12:38 pm

Tgt Ion:117 Resp: 4813

Ion	Ratio	Lower	Upper
117	100		
119	96.6	77.5	116.3
121	32.9	24.9	37.3

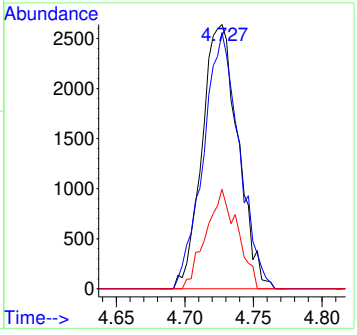

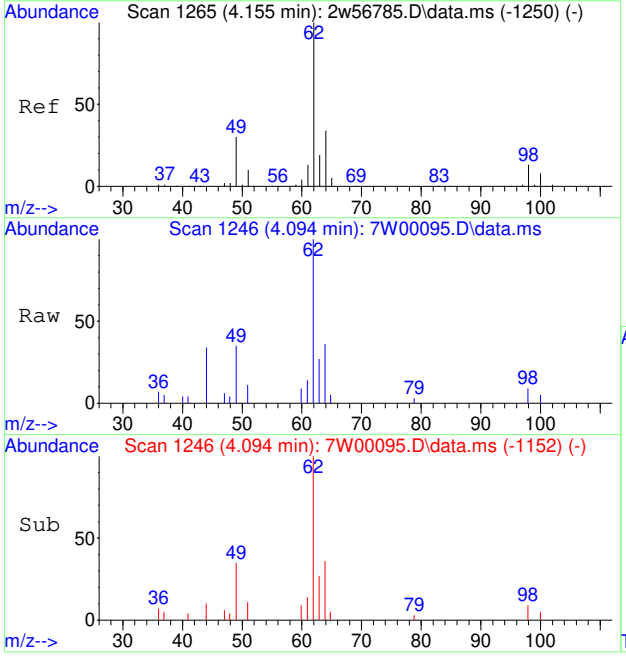

#50
1,2-DICHLOROETHANE
Concen: 0.19 PPBV
RT: 4.094 min Scan# 1246
Delta R.T. 0.003 min
Lab File: 7W00095.D
Acq: 30 Nov 2022 12:38 pm

Tgt Ion: 62 Resp: 3261

Ion	Ratio	Lower	Upper
62	100		
64	32.9	26.6	40.0
98	0.0	10.1	15.1#

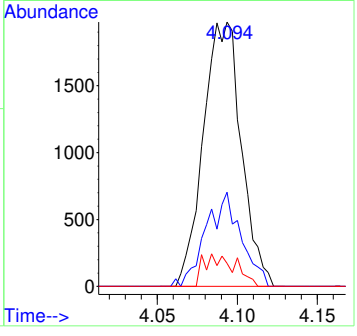

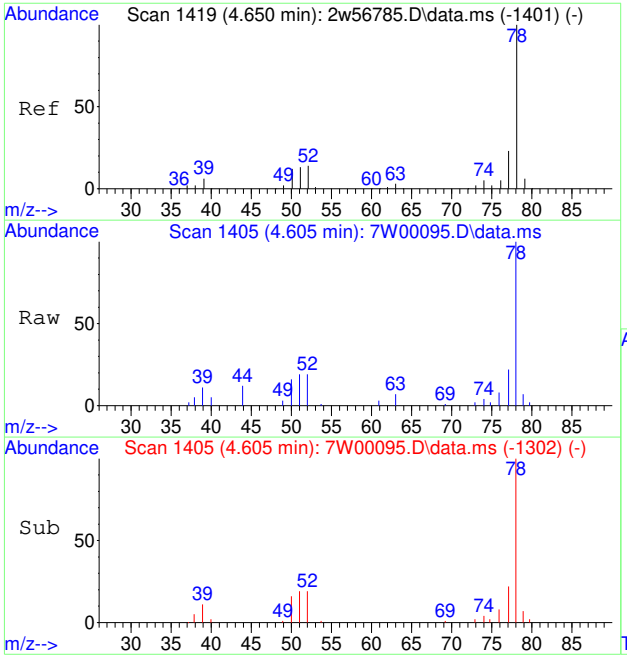

#51
BENZENE
Concen: 0.21 PPBV
RT: 4.605 min Scan# 1405
Delta R.T. 0.000 min
Lab File: 7W00095.D
Acq: 30 Nov 2022 12:38 pm

Tgt Ion: 78 Resp: 7167

Ion	Ratio	Lower	Upper
78	100		
52	17.4	0.0	34.0
51	19.3	0.0	33.5

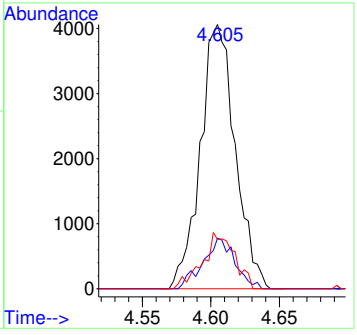

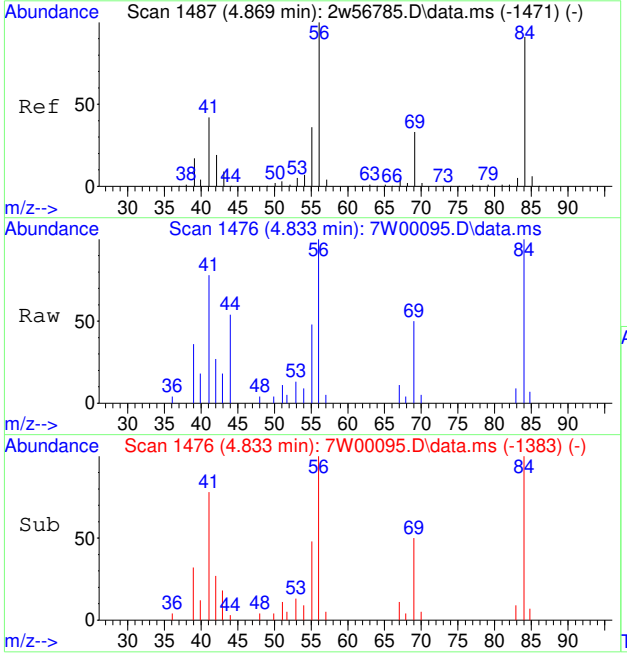

#53
CYCLOHEXANE
Concen: 0.22 PPBV
RT: 4.833 min Scan# 1476
Delta R.T. 0.000 min
Lab File: 7W00095.D
Acq: 30 Nov 2022 12:38 pm

Tgt Ion: 84 Resp: 2915

Ion	Ratio	Lower	Upper
84	100		
69	38.4	28.2	42.2
56	118.5	88.1	132.1

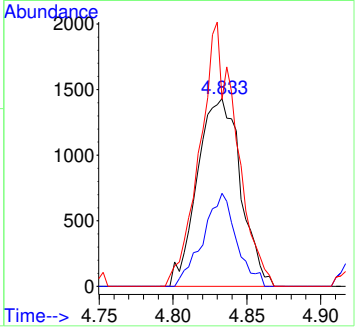

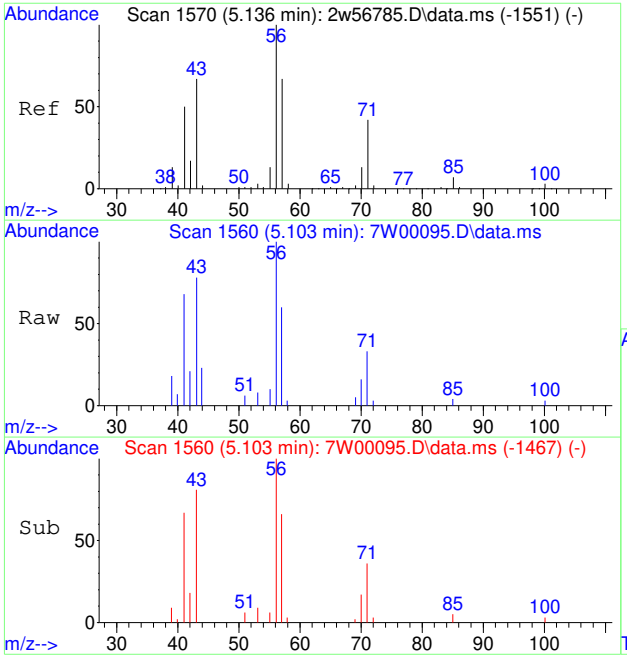

#54
2,3-DIMETHYLPENTANE
Concen: 0.21 PPBV
RT: 5.103 min Scan# 1560
Delta R.T. 0.000 min
Lab File: 7W00095.D
Acq: 30 Nov 2022 12:38 pm

Tgt Ion: 71 Resp: 1512

Ion	Ratio	Lower	Upper
71	100		
56	271.2	188.6	283.0
85	0.0	13.4	20.0#

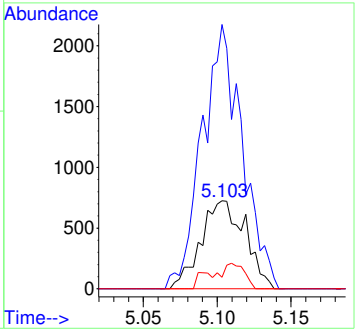

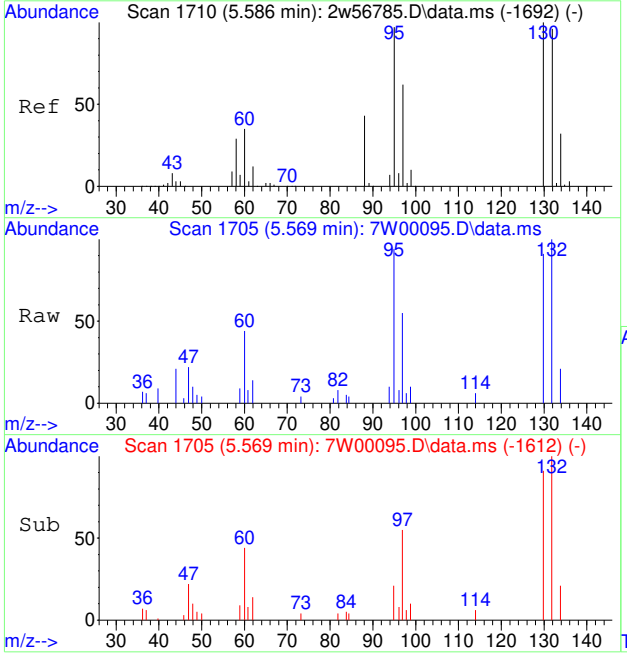

#55
TRICHLOROETHENE
Concen: 0.20 PPBV
RT: 5.569 min Scan# 1705
Delta R.T. 0.000 min
Lab File: 7W00095.D
Acq: 30 Nov 2022 12:38 pm

Tgt Ion: 95 Resp: 3142

Ion	Ratio	Lower	Upper
95	100		
130	101.3	83.2	124.8
132	104.5	79.8	119.6
97	67.6	51.3	76.9

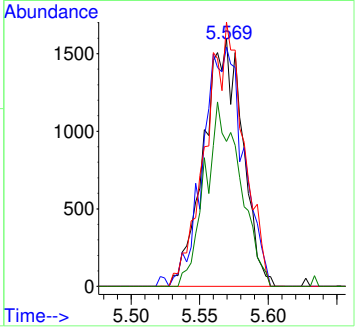

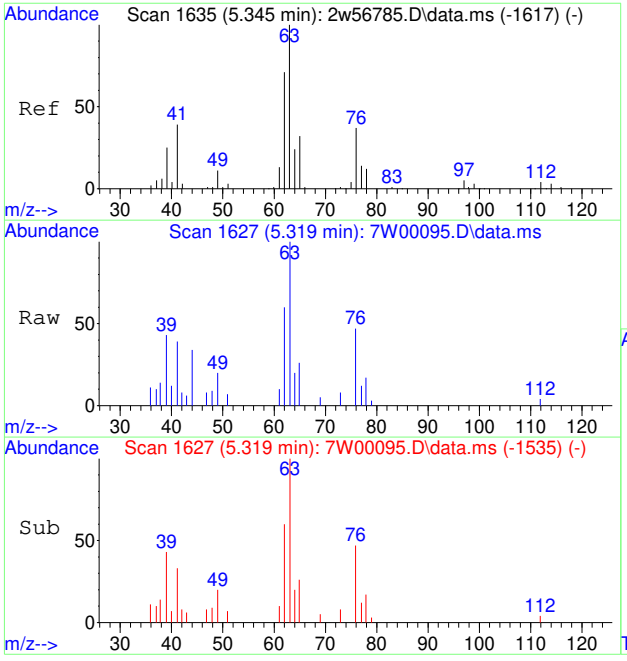

#56
1,2-DICHLOROPROPANE
Concen: 0.22 PPBV
RT: 5.319 min Scan# 1627
Delta R.T. -0.003 min
Lab File: 7W00095.D
Acq: 30 Nov 2022 12:38 pm

Tgt Ion: 63 Resp: 2776

Ion	Ratio	Lower	Upper
63	100		
65	32.1	25.0	37.6
76	42.6	29.3	43.9

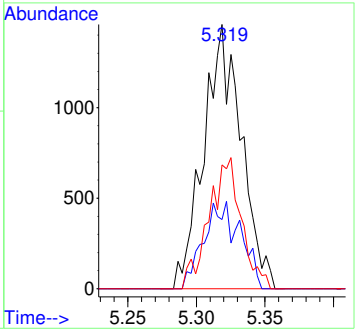

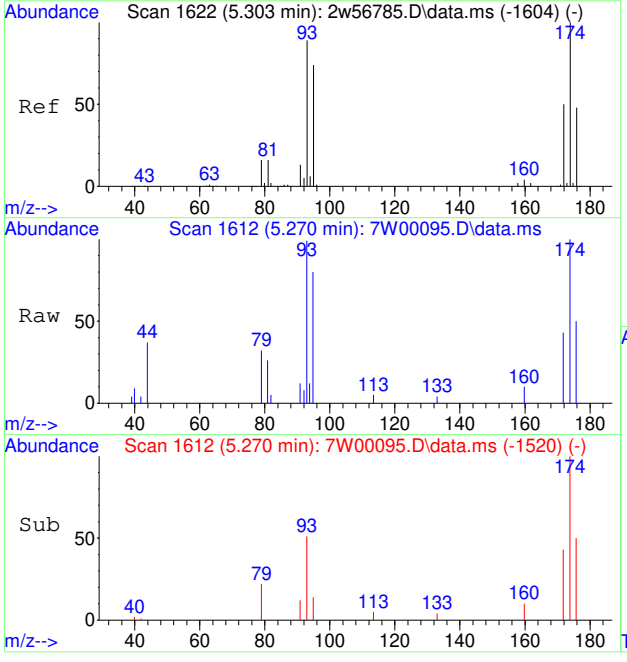

#57
DIBROMOMETHANE
Concen: 0.20 PPBV
RT: 5.270 min Scan# 1612
Delta R.T. -0.003 min
Lab File: 7W00095.D
Acq: 30 Nov 2022 12:38 pm

Tgt Ion:174 Resp: 2852

Ion	Ratio	Lower	Upper
174	100		
93	116.1	71.9	107.9#
95	93.6	60.4	90.6#
172	50.2	41.0	61.6

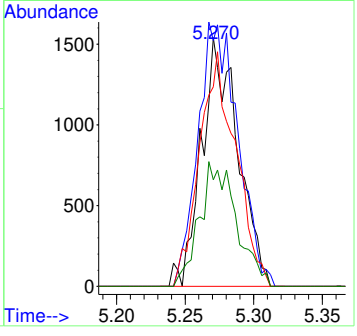

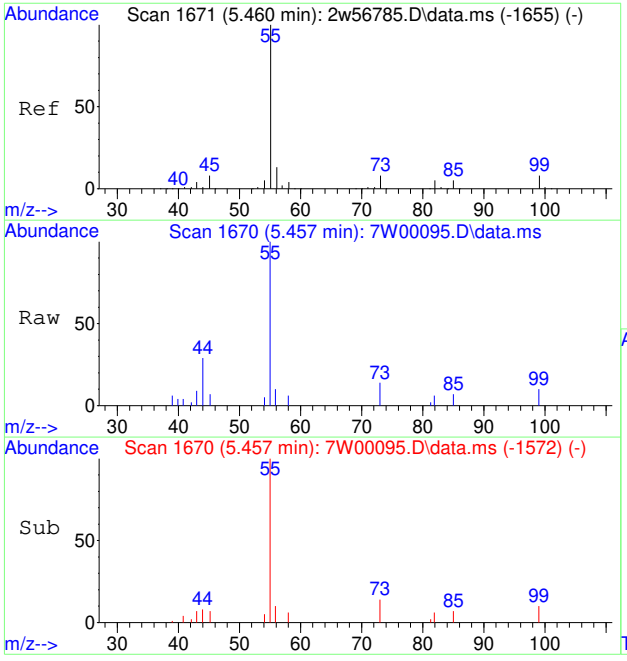

#58
ETHYL ACRYLATE
Concen: 0.19 PPBV
RT: 5.457 min Scan# 1670
Delta R.T. 0.016 min
Lab File: 7W00095.D
Acq: 30 Nov 2022 12:38 pm

Tgt Ion: 55 Resp: 5033

Ion	Ratio	Lower	Upper
55	100		
56	12.2	10.0	15.0
45	10.0	6.8	10.2
99	0.0	6.6	9.8#

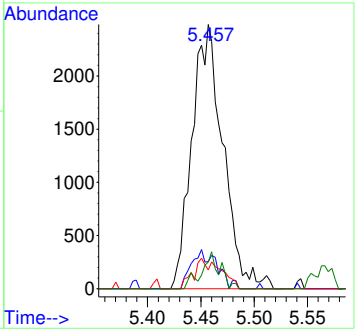

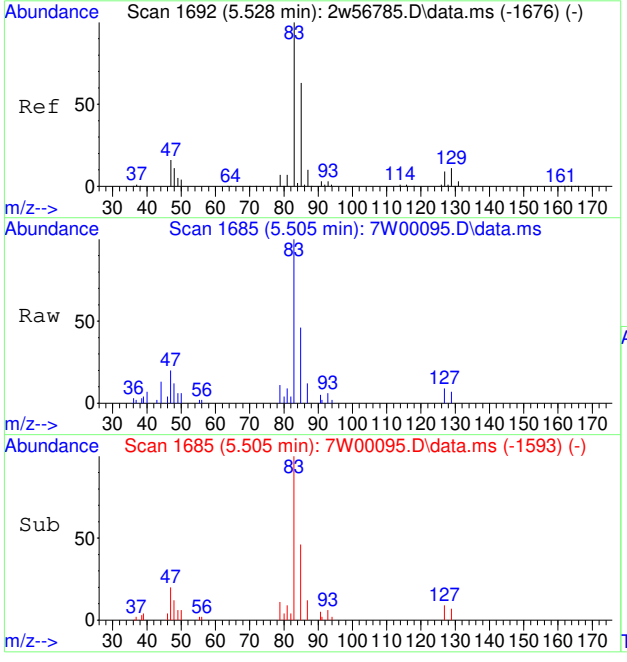

#59
BROMODICHLOROMETHANE
Concen: 0.20 PPBV
RT: 5.505 min Scan# 1685
Delta R.T. -0.003 min
Lab File: 7W00095.D
Acq: 30 Nov 2022 12:38 pm

Tgt Ion: 83 Resp: 4827

Ion	Ratio	Lower	Upper
83	100		
85	69.9	51.8	77.8

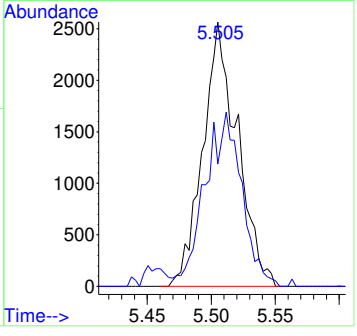

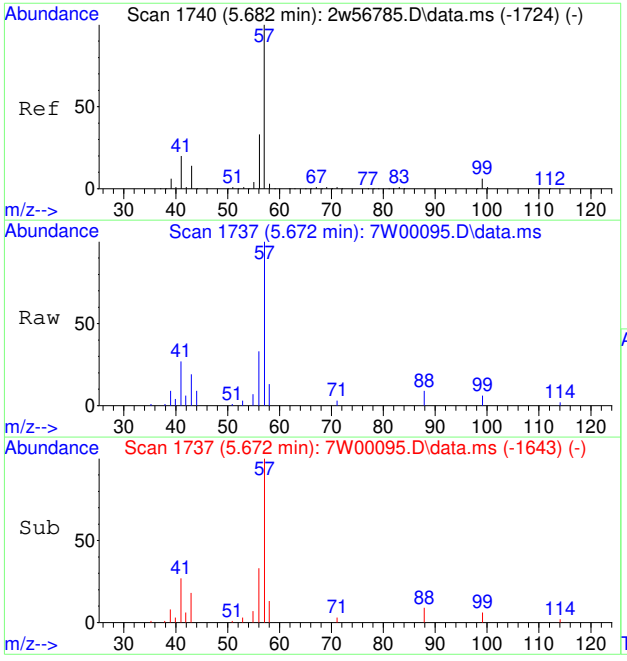

#60
2,2,4-TRIMETHYLPENTANE
Concen: 0.19 PPBV
RT: 5.672 min Scan# 1737
Delta R.T. 0.003 min
Lab File: 7W00095.D
Acq: 30 Nov 2022 12:38 pm

Tgt Ion: 57 Resp: 10934

Ion	Ratio	Lower	Upper
57	100		
56	32.1	26.3	39.5
99	6.0	5.0	7.6

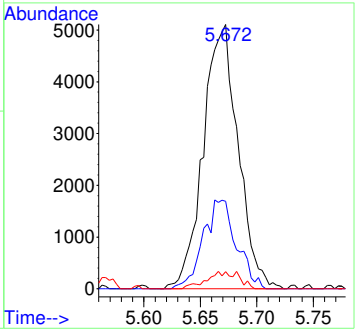

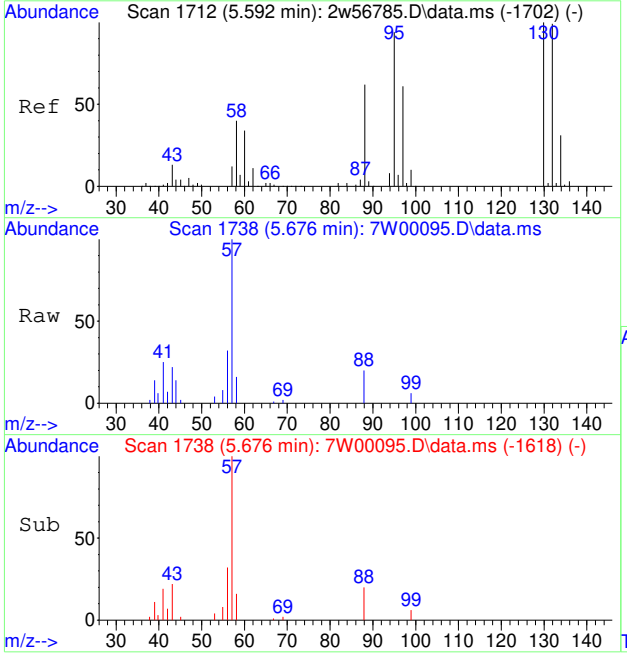

#61
1,4-DIOXANE
Concen: 0.25 PPBV
RT: 5.676 min Scan# 1738
Delta R.T. 0.087 min
Lab File: 7W00095.D
Acq: 30 Nov 2022 12:38 pm

Tgt Ion: 88 Resp: 1923

Ion	Ratio	Lower	Upper
88	100		
57	568.6	15.0	22.4#
58	92.8	50.1	75.1#
43	138.2	15.4	23.0#

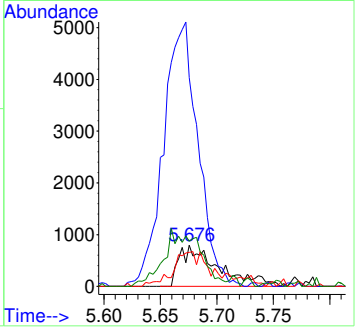

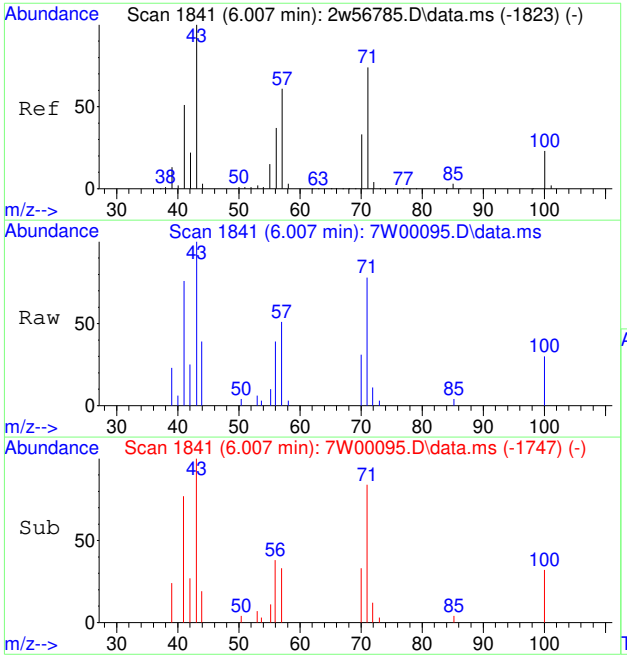

#62
HEPTANE
Concen: 0.18 PPBV
RT: 6.007 min Scan# 1841
Delta R.T. 0.003 min
Lab File: 7W00095.D
Acq: 30 Nov 2022 12:38 pm

Tgt Ion: 43 Resp: 3717

Ion	Ratio	Lower	Upper
43	100		
71	68.9	60.6	90.8
57	58.8	50.2	75.4

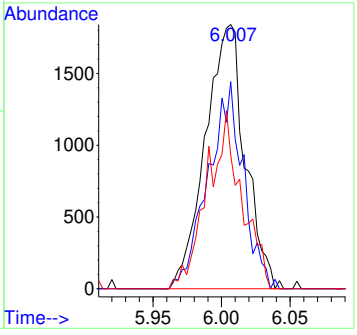

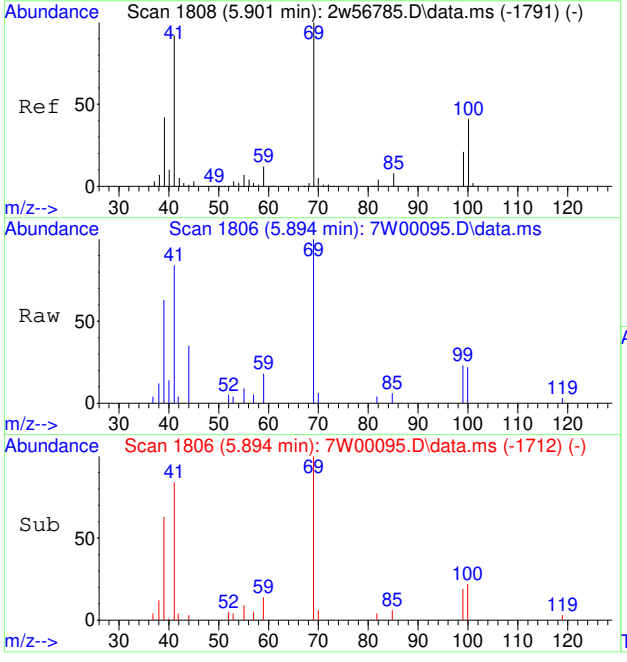

#63
METHYL METHACRYLATE
Concen: 0.22 PPBV
RT: 5.894 min Scan# 1806
Delta R.T. 0.003 min
Lab File: 7W00095.D
Acq: 30 Nov 2022 12:38 pm

Tgt Ion: 69 Resp: 2592

Ion	Ratio	Lower	Upper
69	100		
41	118.6	74.2	111.4#
100	37.1	32.2	48.4

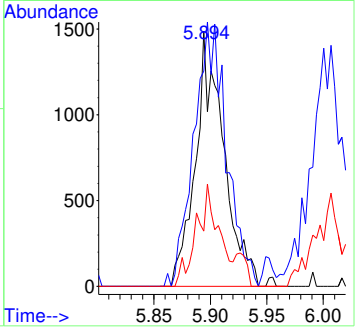

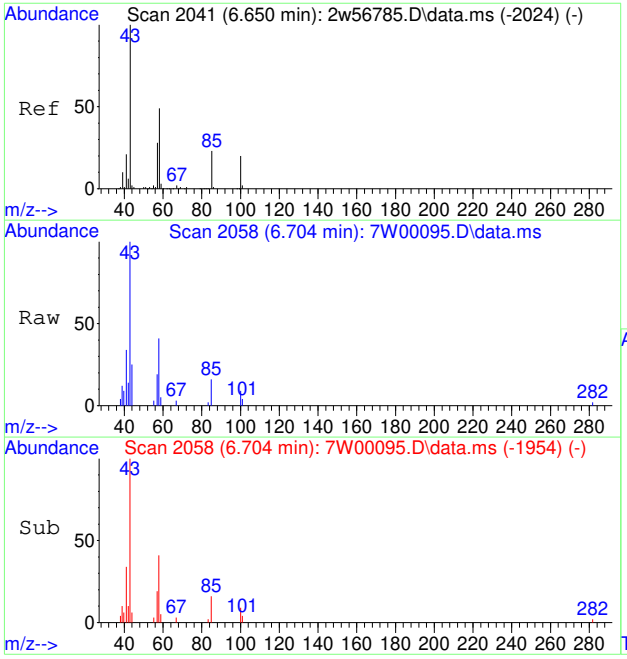

#64
METHYL ISOBUTYL KETONE
Concen: 0.22 PPBV
RT: 6.704 min Scan# 2058
Delta R.T. 0.035 min
Lab File: 7W00095.D
Acq: 30 Nov 2022 12:38 pm

Tgt Ion: 58 Resp: 2356

Ion	Ratio	Lower	Upper
58	100		
43	259.2	168.2	252.4#
100	40.7	33.6	50.4
85	45.9	36.7	55.1

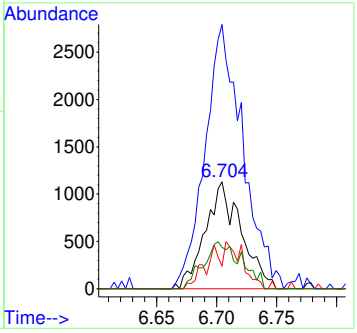

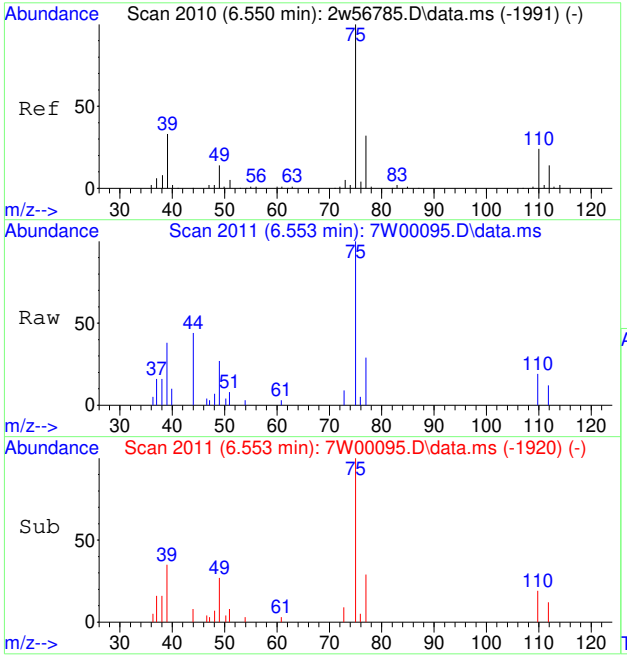

#65
CIS-1,3-DICHLOROPROPENE
Concen: 0.21 PPBV
RT: 6.553 min Scan# 2011
Delta R.T. -0.006 min
Lab File: 7W00095.D
Acq: 30 Nov 2022 12:38 pm

Tgt Ion: 75 Resp: 3558

Ion	Ratio	Lower	Upper
75	100		
77	31.8	25.5	38.3
39	57.3	26.2	39.4#

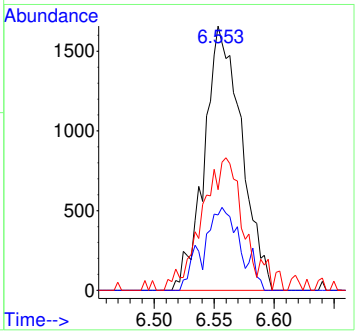

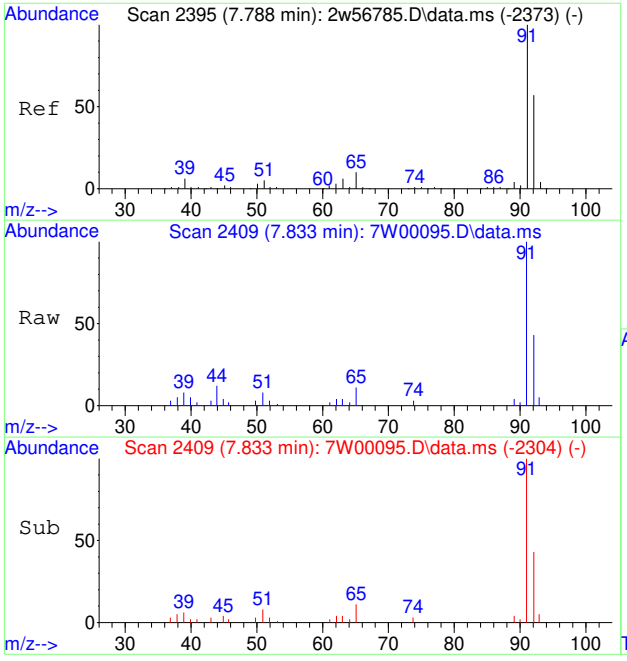

#66
TOLUENE
Concen: 0.24 PPBV
RT: 7.833 min Scan# 2409
Delta R.T. 0.006 min
Lab File: 7W00095.D
Acq: 30 Nov 2022 12:38 pm

Tgt Ion: 91 Resp: 9671

Ion	Ratio	Lower	Upper
91	100		
92	54.5	38.9	78.9

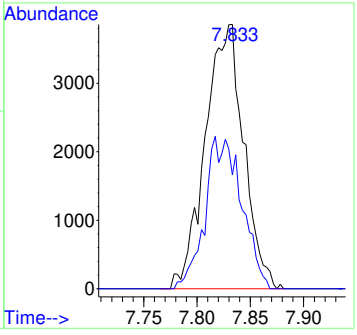

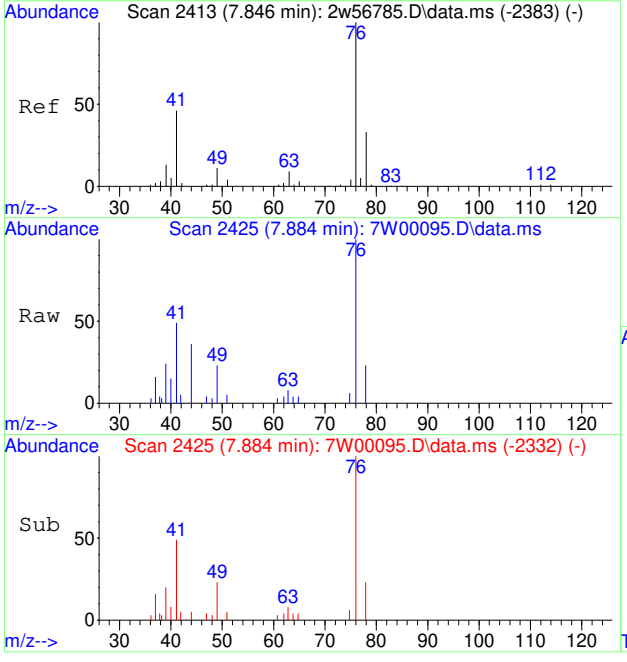

#67
1,3-DICHLOROPROPANE
Concen: 0.21 PPBV
RT: 7.884 min Scan# 2425
Delta R.T. 0.000 min
Lab File: 7W00095.D
Acq: 30 Nov 2022 12:38 pm

Tgt Ion: 76 Resp: 4054

Ion	Ratio	Lower	Upper
76	100		
78	33.0	26.0	39.0
63	0.0	7.5	11.3#

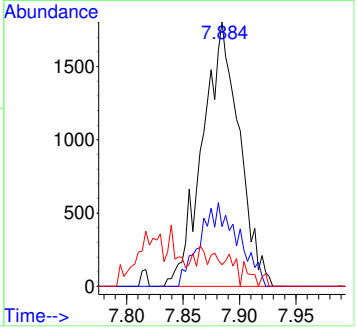

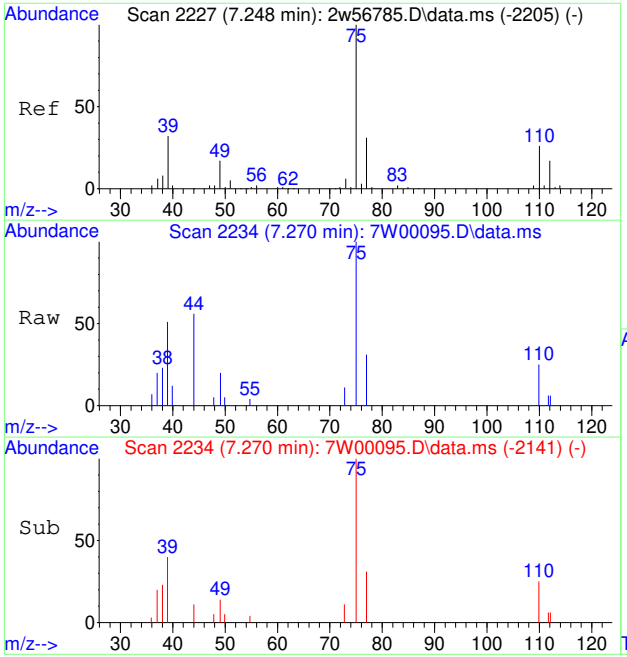

#68
TRANS-1,3-DICHLOROPROPENE
Concen: 0.20 PPBV
RT: 7.270 min Scan# 2234
Delta R.T. 0.000 min
Lab File: 7W00095.D
Acq: 30 Nov 2022 12:38 pm

Tgt Ion: 75 Resp: 2948

Ion	Ratio	Lower	Upper
75	100		
77	32.9	25.8	38.6
39	60.5	26.2	39.4#

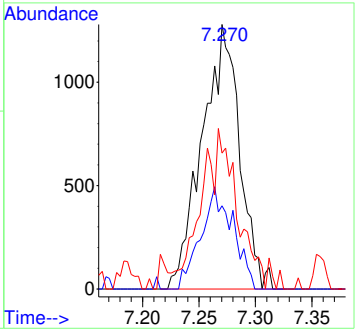

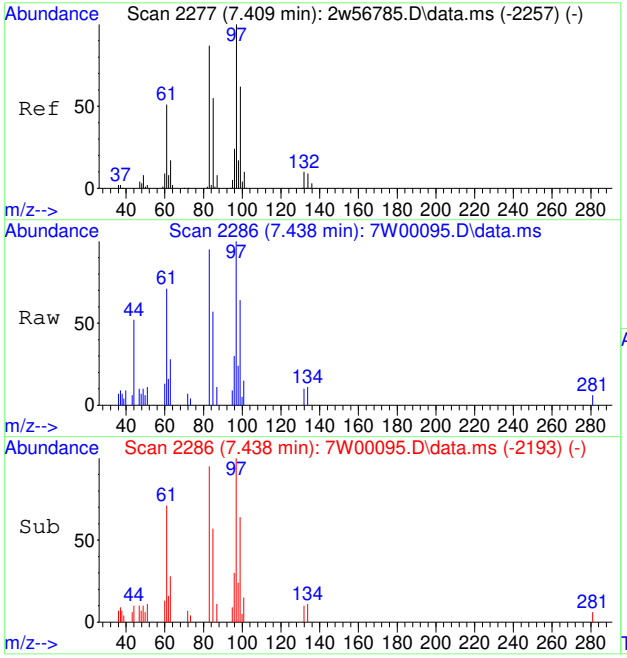

#69
1,1,2-TRICHLOROETHANE
Concen: 0.22 PPBV
RT: 7.438 min Scan# 2286
Delta R.T. 0.000 min
Lab File: 7W00095.D
Acq: 30 Nov 2022 12:38 pm

Tgt Ion: 83 Resp: 2545

Ion	Ratio	Lower	Upper
83	100		
97	113.9	93.1	139.7
85	70.1	51.0	76.6

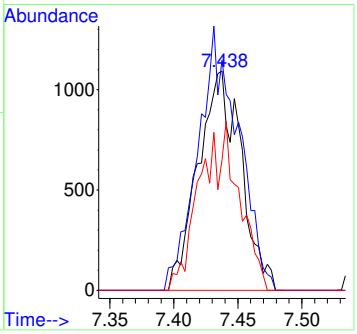

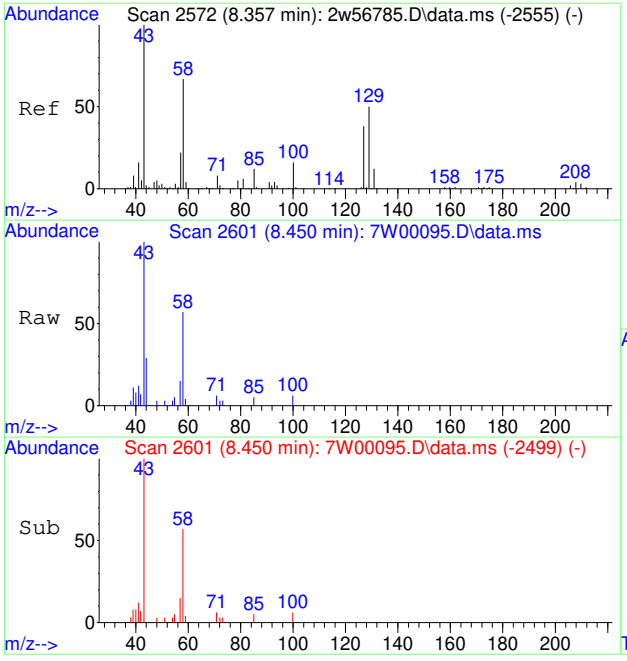

#70
2-HEXANONE
Concen: 0.21 PPBV
RT: 8.450 min Scan# 2601
Delta R.T. 0.029 min
Lab File: 7W00095.D
Acq: 30 Nov 2022 12:38 pm

Tgt Ion: 58 Resp: 3090

Ion	Ratio	Lower	Upper
58	100		
43	182.0	120.6	181.0#
100	22.2	19.3	28.9

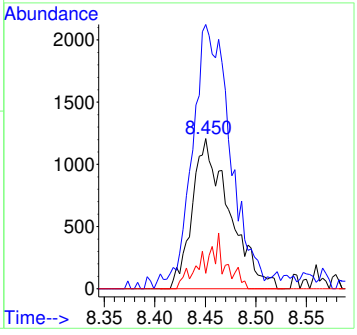

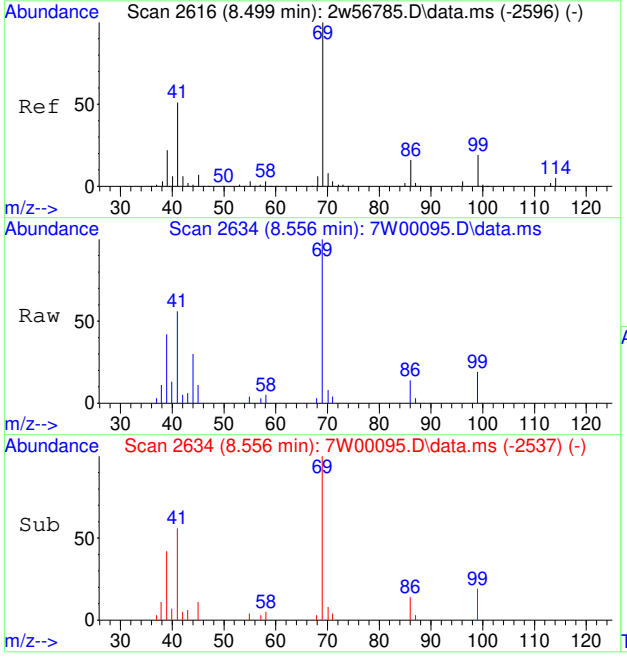

#71
ETHYL METHACRYLATE
Concen: 0.20 PPBV
RT: 8.556 min Scan# 2634
Delta R.T. 0.013 min
Lab File: 7W00095.D
Acq: 30 Nov 2022 12:38 pm

Tgt Ion: 69 Resp: 4034

Ion	Ratio	Lower	Upper
69	100		
41	69.0	41.3	61.9#
86	19.3	12.9	19.3
99	18.6	14.5	21.7

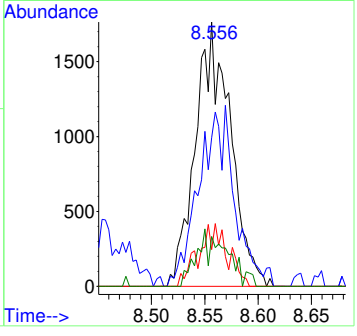

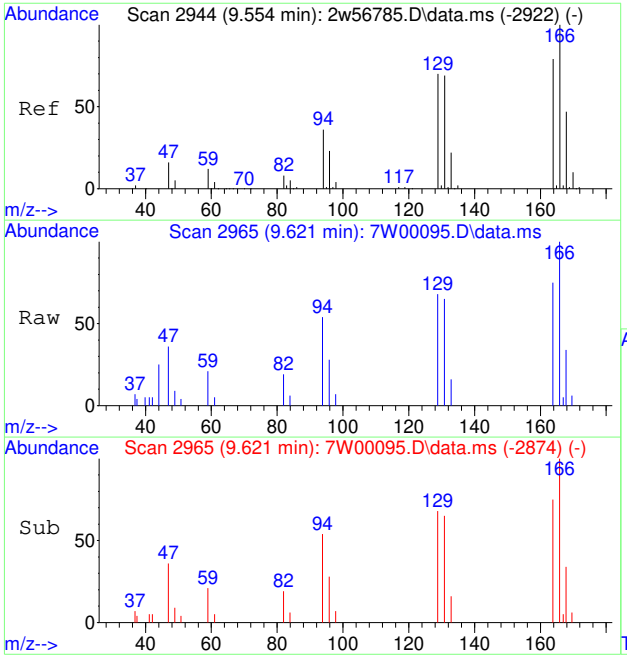

#72
TETRACHLOROETHENE
Concen: 0.19 PPBV
RT: 9.621 min Scan# 2965
Delta R.T. -0.006 min
Lab File: 7W00095.D
Acq: 30 Nov 2022 12:38 pm

Tgt Ion:164 Resp: 3060

Ion	Ratio	Lower	Upper
164	100		
129	102.6	72.0	108.0
168	61.0	48.6	72.8
131	104.3	69.0	103.6#

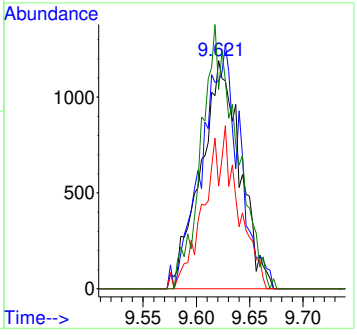

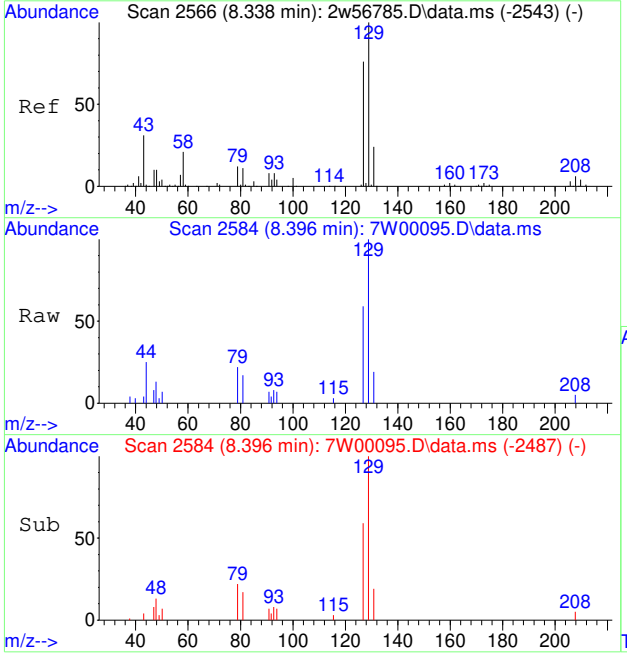

#73
DIBROMOCHLOROMETHANE
Concen: 0.18 PPBV
RT: 8.396 min Scan# 2584
Delta R.T. 0.013 min
Lab File: 7W00095.D
Acq: 30 Nov 2022 12:38 pm

Tgt Ion:129 Resp: 4430

Ion	Ratio	Lower	Upper
129	100		
127	76.2	61.4	92.0
131	13.0	19.3	28.9#

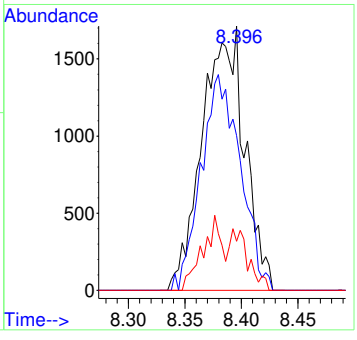

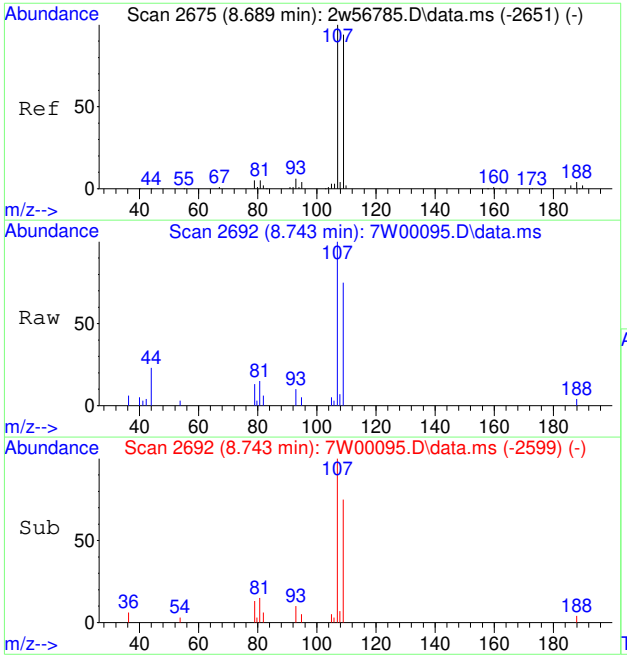

#74
1,2-DIBROMOETHANE
Concen: 0.21 PPBV
RT: 8.743 min Scan# 2692
Delta R.T. 0.000 min
Lab File: 7W00095.D
Acq: 30 Nov 2022 12:38 pm

Tgt Ion:107 Resp: 4572

Ion	Ratio	Lower	Upper
107	100		
109	89.7	75.8	113.6
188	0.0	3.1	4.7#

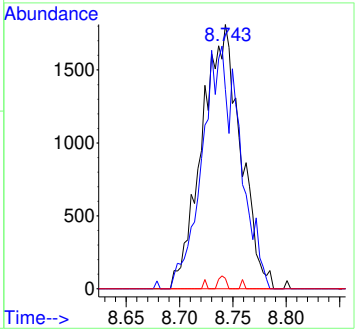

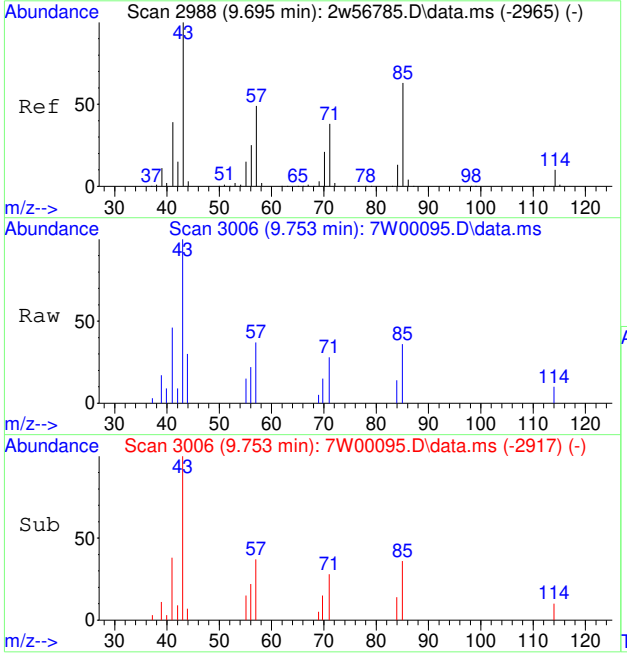

#75
OCTANE
Concen: 0.18 PPBV
RT: 9.753 min Scan# 3006
Delta R.T. -0.013 min
Lab File: 7W00095.D
Acq: 30 Nov 2022 12:38 pm

Tgt Ion: 43 Resp: 5152

Ion	Ratio	Lower	Upper
43	100		
85	53.5	49.8	74.8
57	43.7	38.8	58.2

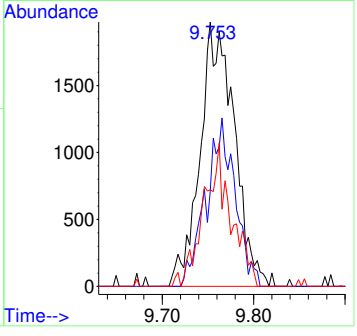

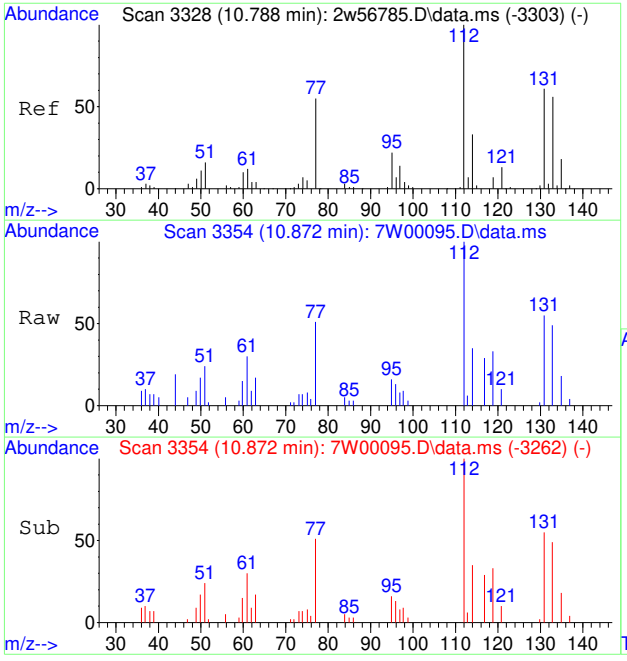

#77
1,1,1,2-TETRACHLOROETHANE
Concen: 0.19 PPBV
RT: 10.872 min Scan# 3354
Delta R.T. -0.003 min
Lab File: 7W00095.D
Acq: 30 Nov 2022 12:38 pm

Tgt Ion:131 Resp: 3325

Ion	Ratio	Lower	Upper
131	100		
95	28.2	28.6	43.0#

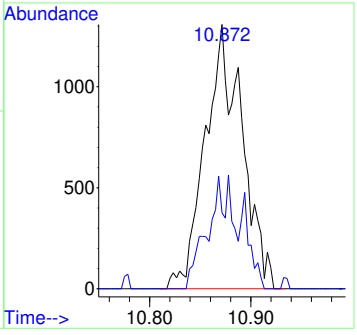

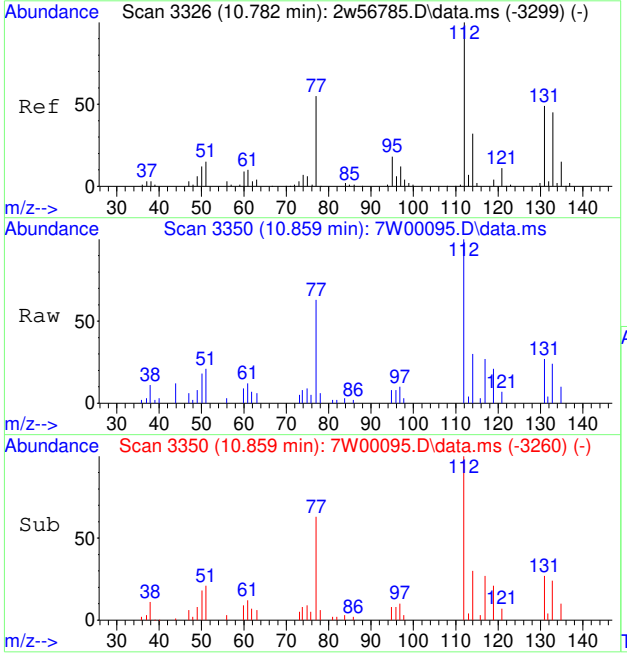

#78
CHLOROBENZENE
Concen: 0.23 PPBV
RT: 10.859 min Scan# 3350
Delta R.T. -0.010 min
Lab File: 7W00095.D
Acq: 30 Nov 2022 12:38 pm

Tgt Ion:112 Resp: 7294

Ion	Ratio	Lower	Upper
112	100		
114	34.8	25.5	38.3
77	59.5	45.2	67.8

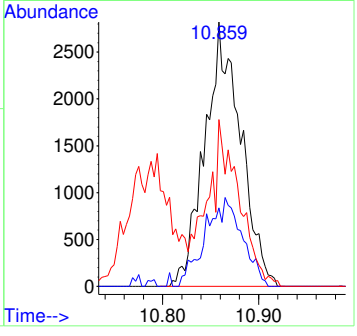

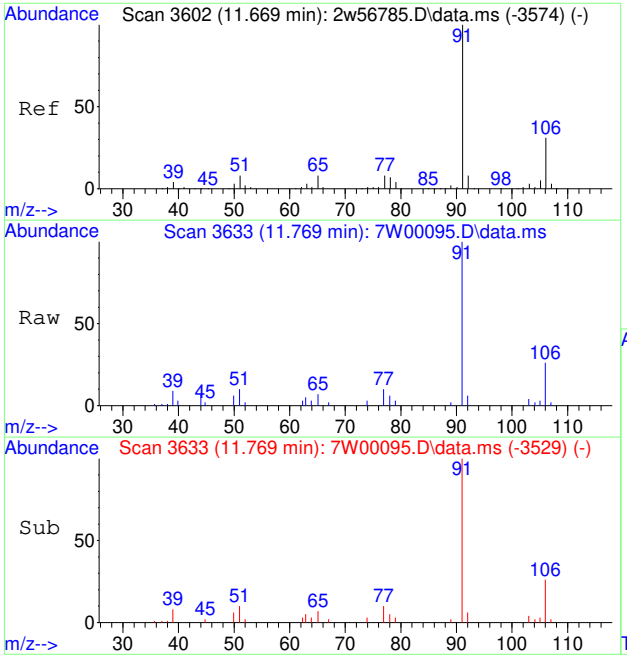

#79
ETHYLBENZENE
Concen: 0.26 PPBV
RT: 11.769 min Scan# 3633
Delta R.T. 0.003 min
Lab File: 7W00095.D
Acq: 30 Nov 2022 12:38 pm

Tgt Ion: 91 Resp: 13307

Ion	Ratio	Lower	Upper
91	100		
106	29.7	11.7	51.7

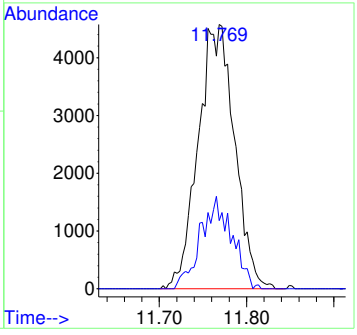

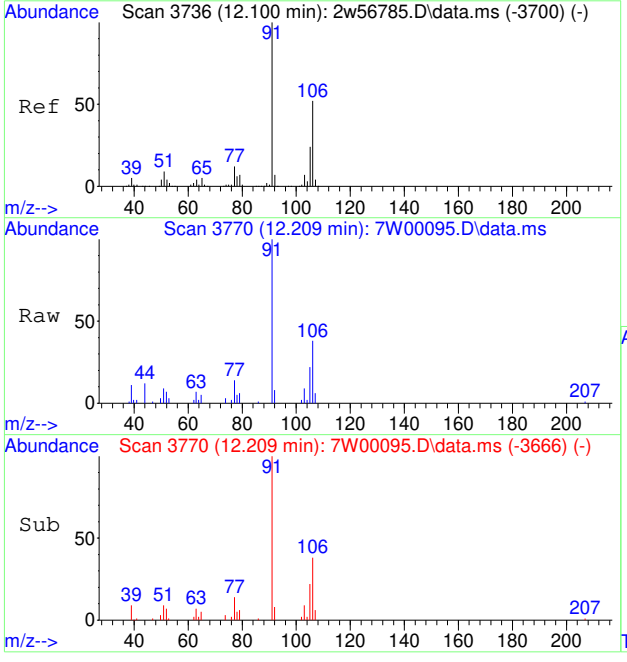

#80
M,P-XYLENE
Concen: 0.52 PPBV
RT: 12.209 min Scan# 3770
Delta R.T. 0.003 min
Lab File: 7W00095.D
Acq: 30 Nov 2022 12:38 pm

Tgt Ion: 91 Resp: 19908

Ion	Ratio	Lower	Upper
91	100		
106	27.0	31.5	71.5#
105	11.4	3.6	43.6

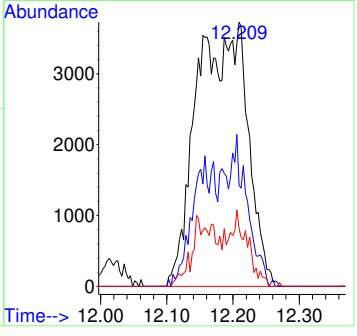

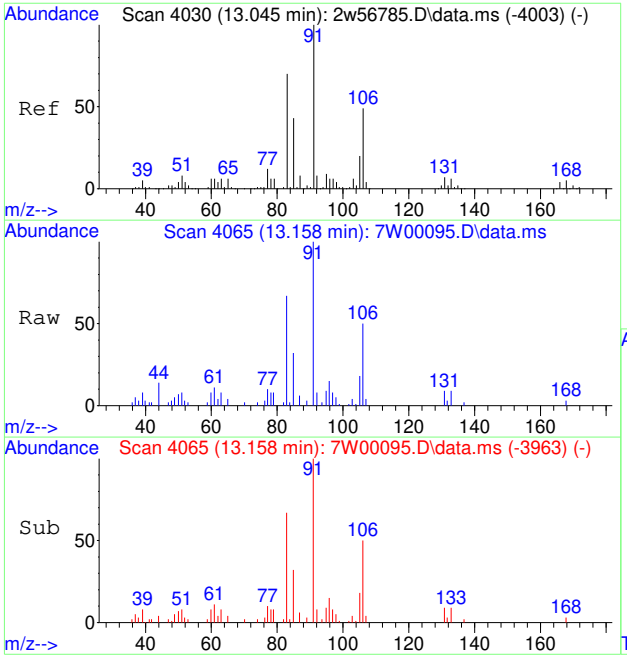

#81
O-XYLENE
Concen: 0.26 PPBV
RT: 13.158 min Scan# 4065
Delta R.T. -0.003 min
Lab File: 7W00095.D
Acq: 30 Nov 2022 12:38 pm

Tgt Ion: 91 Resp: 10219

Ion	Ratio	Lower	Upper
91	100		
106	49.6	39.1	58.7
105	17.7	15.7	23.5

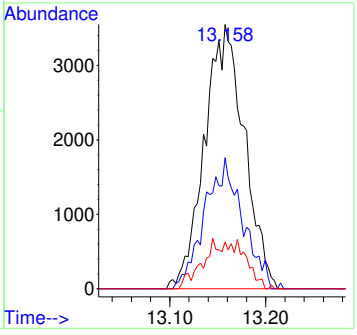

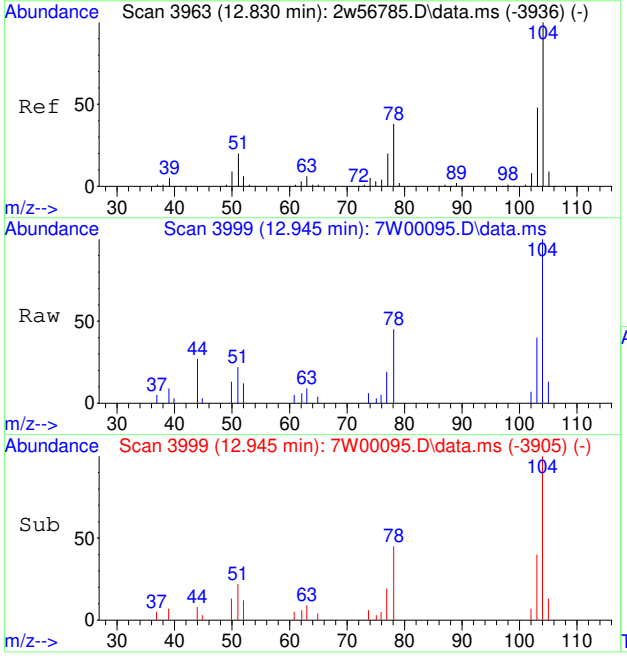

#82
STYRENE
Concen: 0.20 PPBV
RT: 12.945 min Scan# 3999
Delta R.T. 0.003 min
Lab File: 7W00095.D
Acq: 30 Nov 2022 12:38 pm

Tgt Ion:104 Resp: 5884

Ion	Ratio	Lower	Upper
104	100		
78	44.5	30.7	46.1
103	53.0	37.8	56.6

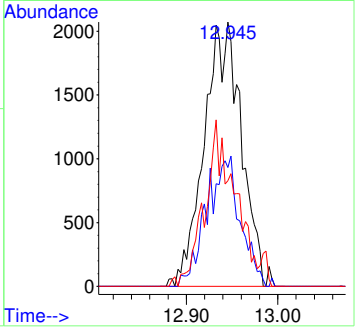

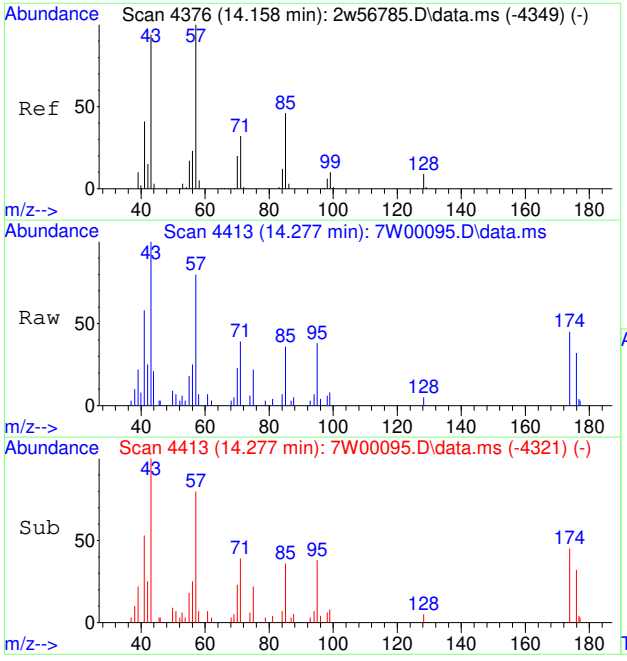

#83
NONANE
Concen: 0.19 PPBV
RT: 14.277 min Scan# 4413
Delta R.T. -0.003 min
Lab File: 7W00095.D
Acq: 30 Nov 2022 12:38 pm

Tgt Ion: 43 Resp: 5437

Ion	Ratio	Lower	Upper
43	100		
85	38.8	37.8	56.6
57	78.4	87.0	130.4#

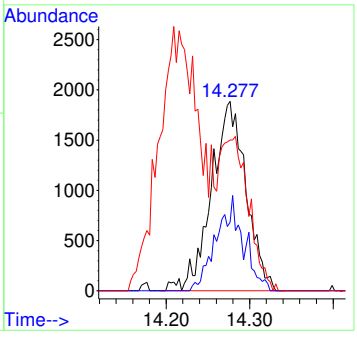

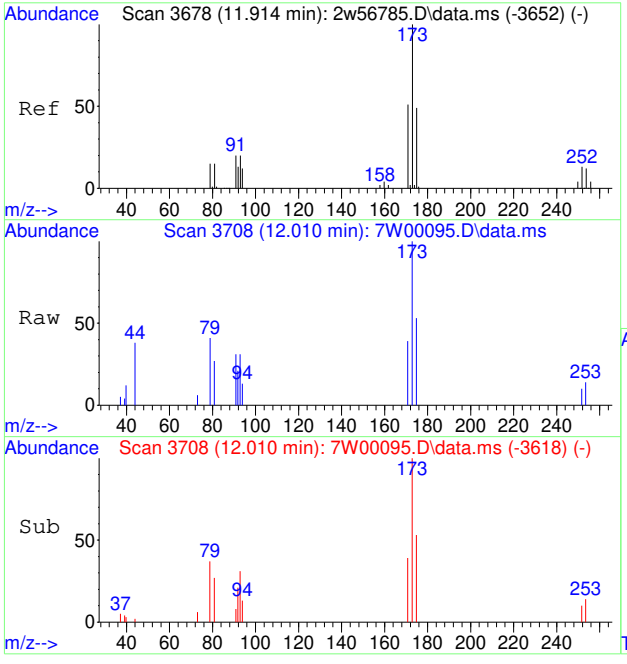

#84
BROMOFORM
Concen: 0.15 PPBV
RT: 12.010 min Scan# 3708
Delta R.T. -0.010 min
Lab File: 7W00095.D
Acq: 30 Nov 2022 12:38 pm

Tgt Ion:173 Resp: 3352

Ion	Ratio	Lower	Upper
173	100		
175	34.1	39.0	58.6#
254	0.0	10.1	15.1#

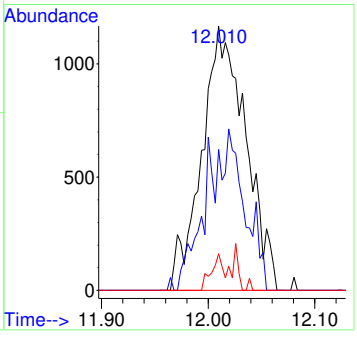

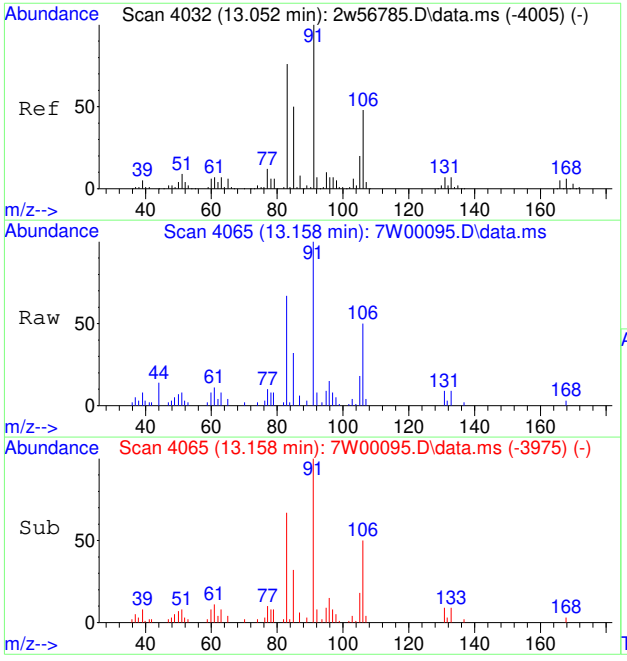

#85
1,1,2,2-TETRACHLOROETHANE
Concen: 0.24 PPBV
RT: 13.158 min Scan# 4065
Delta R.T. -0.010 min
Lab File: 7W00095.D
Acq: 30 Nov 2022 12:38 pm

Tgt Ion: 83 Resp: 6305

Ion	Ratio	Lower	Upper
83	100		
85	65.0	51.6	77.4
131	10.8	7.8	11.8

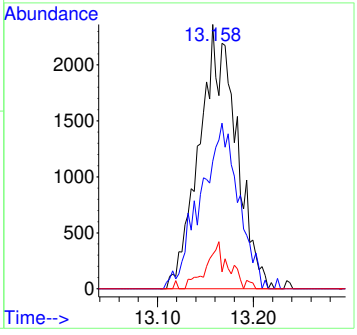

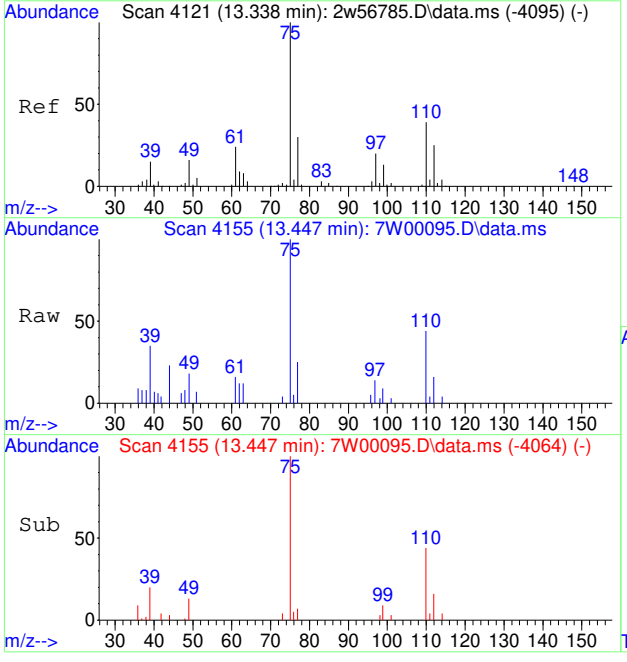

#86
1,2,3-TRICHLOROPROPANE
Concen: 0.23 PPBV
RT: 13.447 min Scan# 4155
Delta R.T. -0.006 min
Lab File: 7W00095.D
Acq: 30 Nov 2022 12:38 pm

Tgt Ion: 75 Resp: 5041

Ion	Ratio	Lower	Upper
75	100		
100	0.0	0.4	0.6#

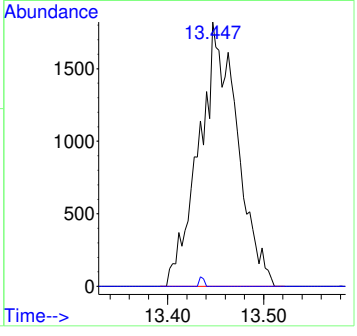

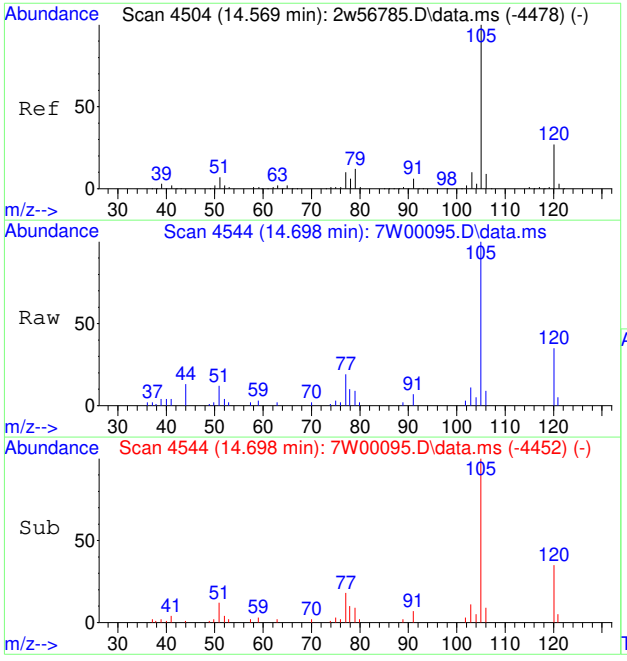

#88
ISOPROPYLBENZENE
Concen: 0.23 PPBV
RT: 14.698 min Scan# 4544
Delta R.T. -0.003 min
Lab File: 7W00095.D
Acq: 30 Nov 2022 12:38 pm

Tgt Ion:120 Resp: 3530

Ion	Ratio	Lower	Upper
120	100		
77	60.9	41.6	62.4

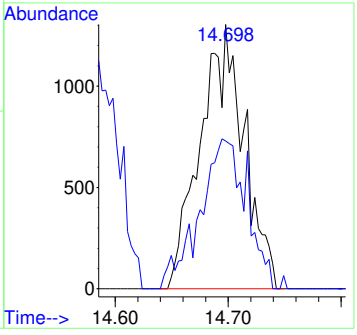

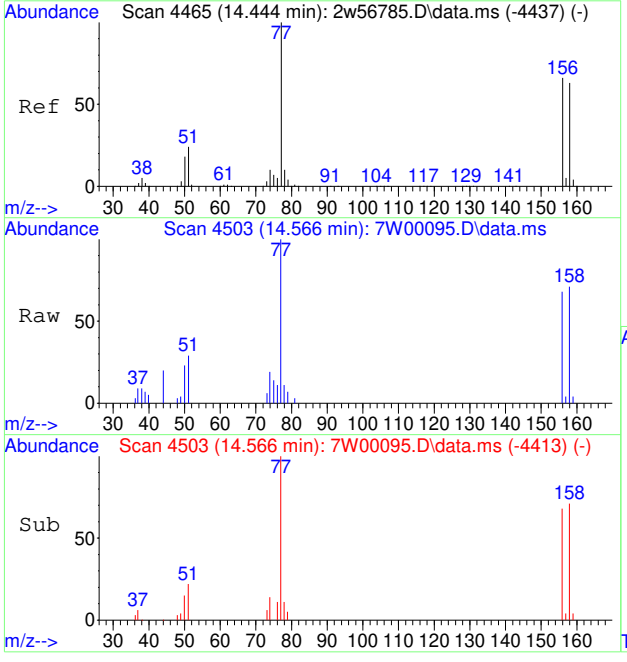

#89
BROMOBENZENE
Concen: 0.22 PPBV
RT: 14.566 min Scan# 4503
Delta R.T. -0.010 min
Lab File: 7W00095.D
Acq: 30 Nov 2022 12:38 pm

Tgt Ion: 77 Resp: 6024

Ion	Ratio	Lower	Upper
77	100		
156	62.3	53.7	80.5
158	64.8	52.2	78.2

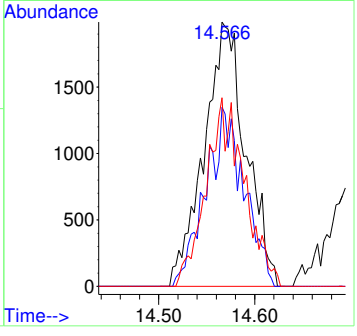

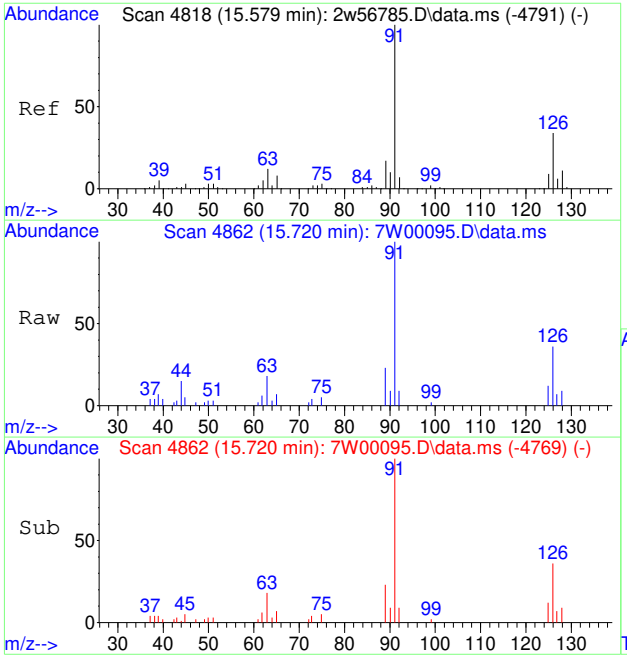

#90
2-CHLOROTOLUENE
Concen: 0.24 PPBV
RT: 15.720 min Scan# 4862
Delta R.T. 0.000 min
Lab File: 7W00095.D
Acq: 30 Nov 2022 12:38 pm

Tgt Ion:126 Resp: 3170

Ion	Ratio	Lower	Upper
126	100		
128	29.4	26.1	39.1

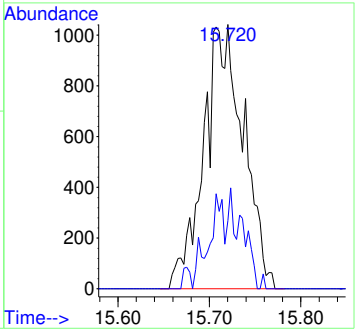

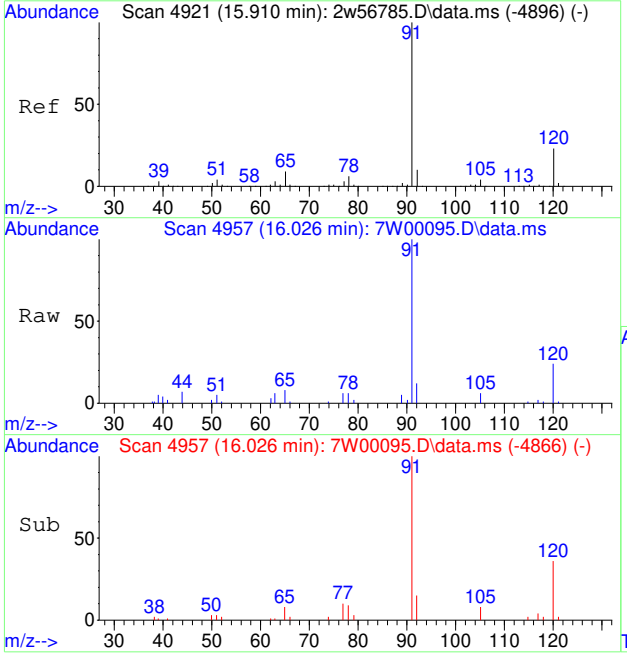

#91
N-PROPYLBENZENE
Concen: 0.21 PPBV
RT: 16.026 min Scan# 4957
Delta R.T. -0.006 min
Lab File: 7W00095.D
Acq: 30 Nov 2022 12:38 pm

Tgt Ion:120 Resp: 3243

Ion	Ratio	Lower	Upper
120	100		
105	18.4	13.0	19.4

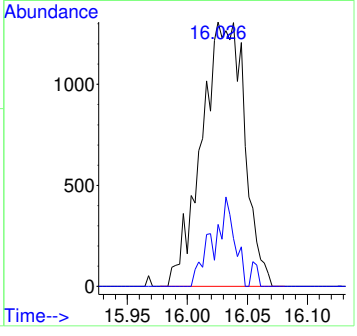

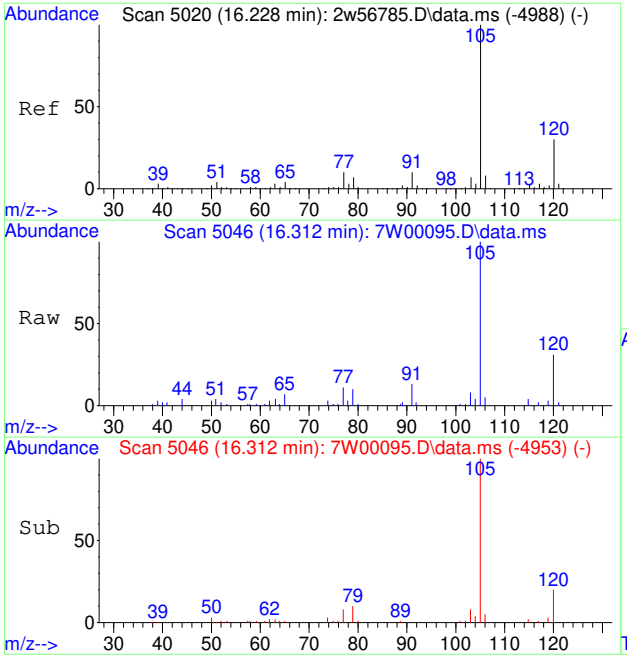

#92
4-ETHYLTOLUENE
Concen: 0.20 PPBV
RT: 16.312 min Scan# 5046
Delta R.T. 0.000 min
Lab File: 7W00095.D
Acq: 30 Nov 2022 12:38 pm

Tgt Ion:105 Resp: 11384

Ion	Ratio	Lower	Upper
105	100		
120	30.0	23.7	35.5
119	0.0	1.9	2.9#

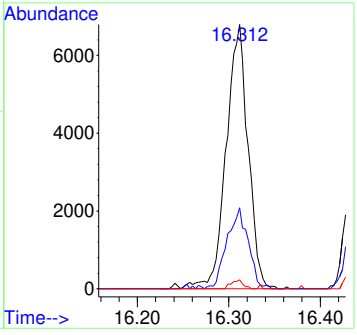

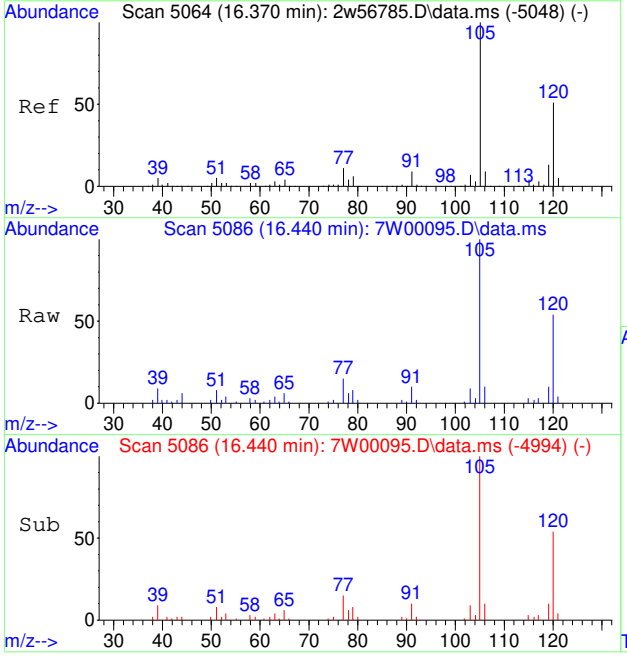

#93
1,3,5-TRIMETHYLBENZENE
Concen: 0.21 PPBV
RT: 16.440 min Scan# 5086
Delta R.T. -0.003 min
Lab File: 7W00095.D
Acq: 30 Nov 2022 12:38 pm

Tgt Ion:105 Resp: 9667

Ion	Ratio	Lower	Upper
105	100		
120	51.4	40.4	60.6
91	10.7	7.4	11.2

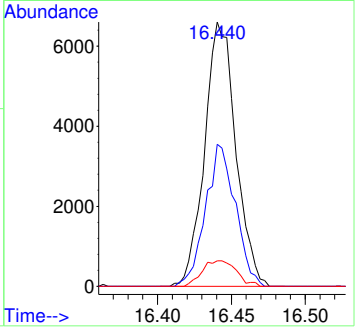

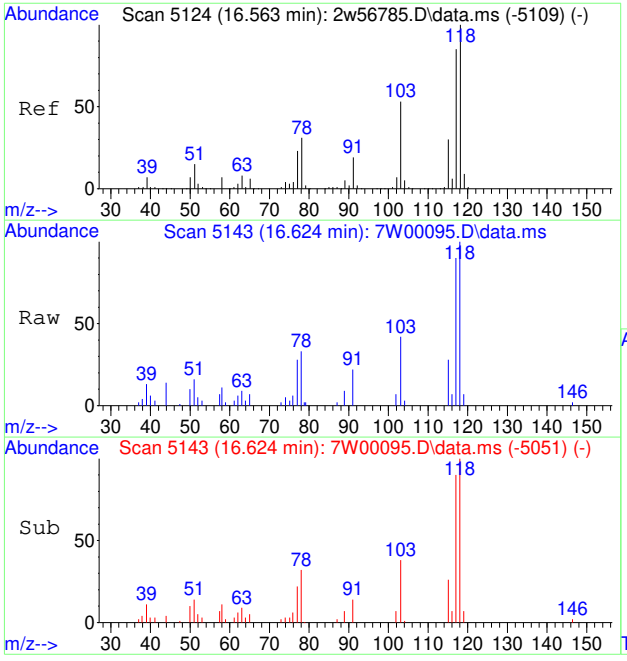

#94
ALPHA-METHYLSTYRENE
Concen: 0.19 PPBV
RT: 16.624 min Scan# 5143
Delta R.T. -0.003 min
Lab File: 7W00095.D
Acq: 30 Nov 2022 12:38 pm

Tgt Ion:118 Resp: 4361

Ion	Ratio	Lower	Upper
118	100		
117	87.3	69.3	103.9
103	51.9	43.8	65.6

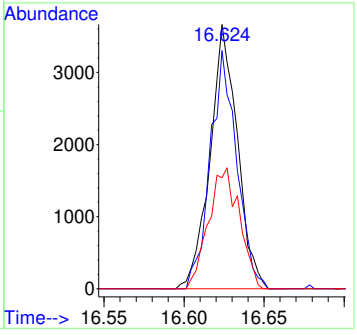

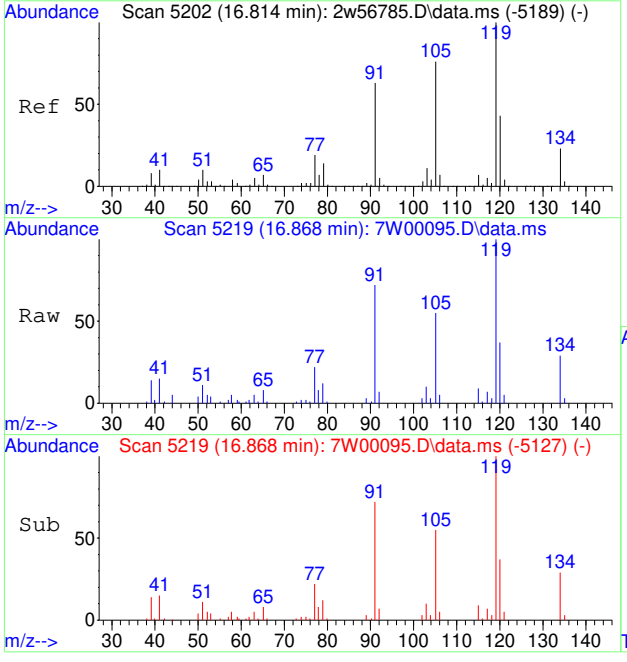

#95
TERT-BUTYLBENZENE
Concen: 0.22 PPBV
RT: 16.868 min Scan# 5219
Delta R.T. -0.003 min
Lab File: 7W00095.D
Acq: 30 Nov 2022 12:38 pm

Tgt Ion:134 Resp: 2687

Ion	Ratio	Lower	Upper
134	100		
119	414.9	355.0	532.4

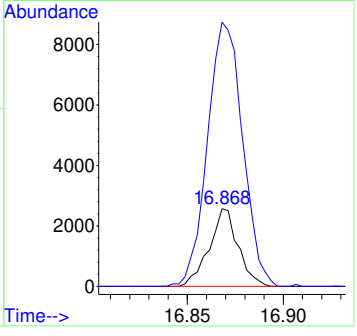

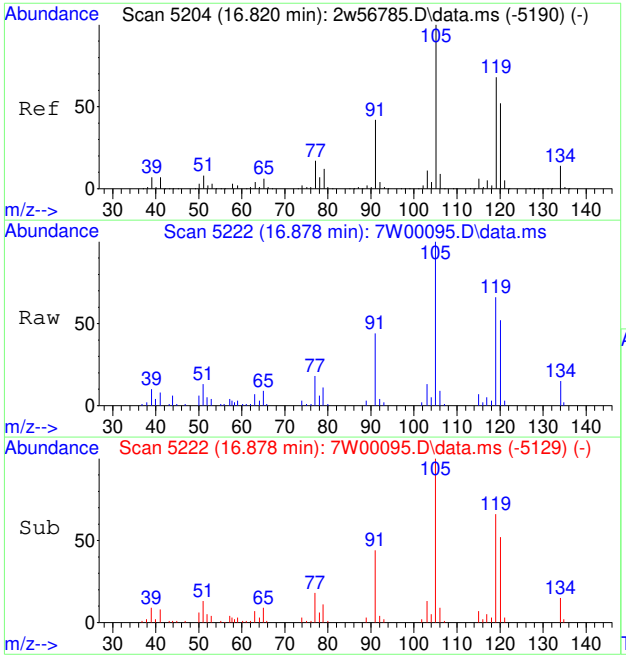

#96
1,2,4-TRIMETHYLBENZENE
Concen: 0.21 PPBV
RT: 16.878 min Scan# 5222
Delta R.T. 0.000 min
Lab File: 7W00095.D
Acq: 30 Nov 2022 12:38 pm

Tgt Ion:105 Resp: 10036

Ion	Ratio	Lower	Upper
105	100		
120	56.7	45.4	68.2
119	111.1	90.6	135.8

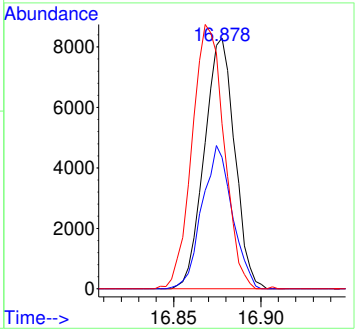

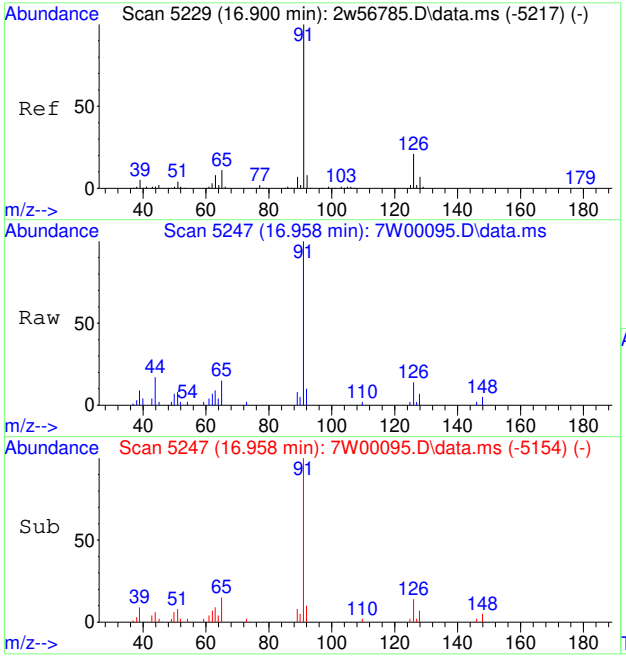

#97
BENZYL CHLORIDE
Concen: 0.22 PPBV
RT: 16.958 min Scan# 5247
Delta R.T. 0.000 min
Lab File: 7W00095.D
Acq: 30 Nov 2022 12:38 pm

Tgt Ion: 91 Resp: 4047

Ion	Ratio	Lower	Upper
91	100		
126	23.2	17.2	25.8
65	0.0	8.5	12.7#

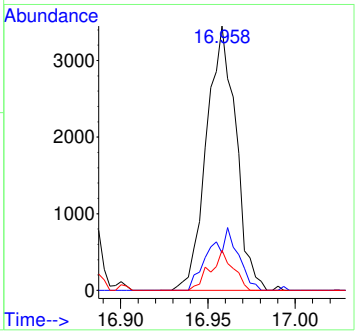

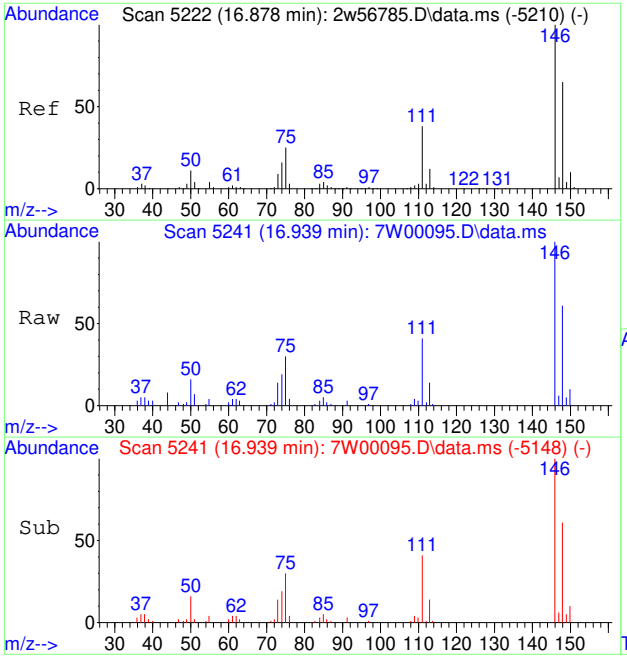

#98
M-DICHLOROBENZENE
Concen: 0.22 PPBV
RT: 16.939 min Scan# 5241
Delta R.T. 0.000 min
Lab File: 7W00095.D
Acq: 30 Nov 2022 12:38 pm

Tgt Ion:146 Resp: 6338

Ion	Ratio	Lower	Upper
146	100		
148	65.1	51.0	76.6
111	42.7	30.6	45.8

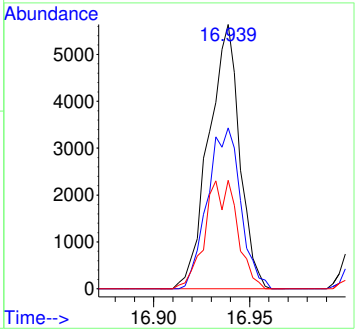

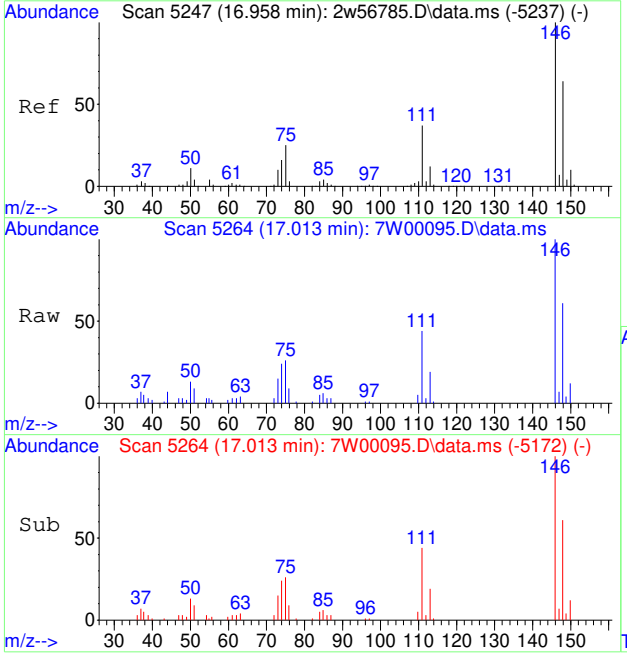

#99
P-DICHLOROBENZENE
Concen: 0.24 PPBV
RT: 17.013 min Scan# 5264
Delta R.T. -0.003 min
Lab File: 7W00095.D
Acq: 30 Nov 2022 12:38 pm

Tgt Ion:146 Resp: 6760

Ion	Ratio	Lower	Upper
146	100		
148	64.3	51.0	76.6
111	37.6	29.4	44.0

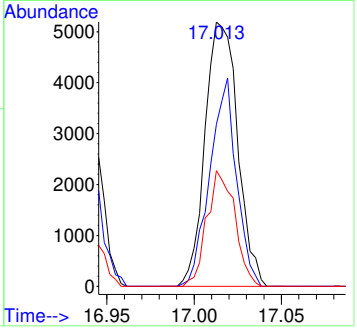

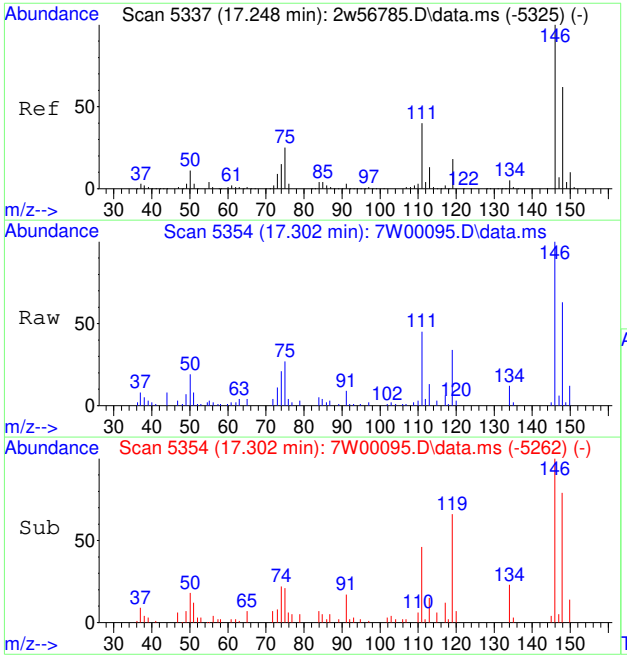

#100
O-DICHLOROBENZENE
Concen: 0.24 PPBV
RT: 17.302 min Scan# 5354
Delta R.T. -0.003 min
Lab File: 7W00095.D
Acq: 30 Nov 2022 12:38 pm

Tgt Ion:146 Resp: 6721

Ion	Ratio	Lower	Upper
146	100		
148	62.0	51.0	76.4
111	43.2	31.8	47.6

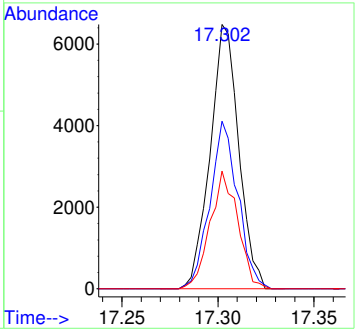

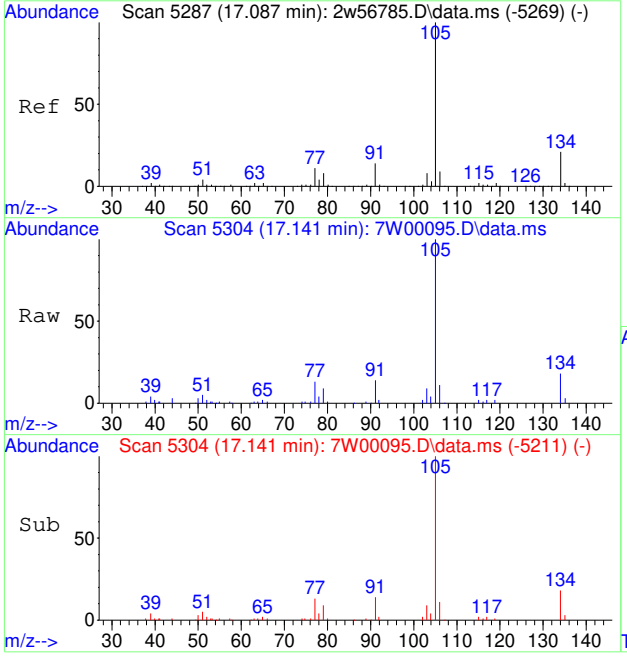

#101
SEC-BUTYLBENZENE
Concen: 0.23 PPBV
RT: 17.141 min Scan# 5304
Delta R.T. 0.000 min
Lab File: 7W00095.D
Acq: 30 Nov 2022 12:38 pm

Tgt Ion:134 Resp: 3226

Ion	Ratio	Lower	Upper
134	100		
105	484.4	396.9	595.3

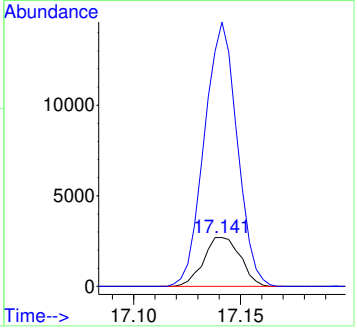

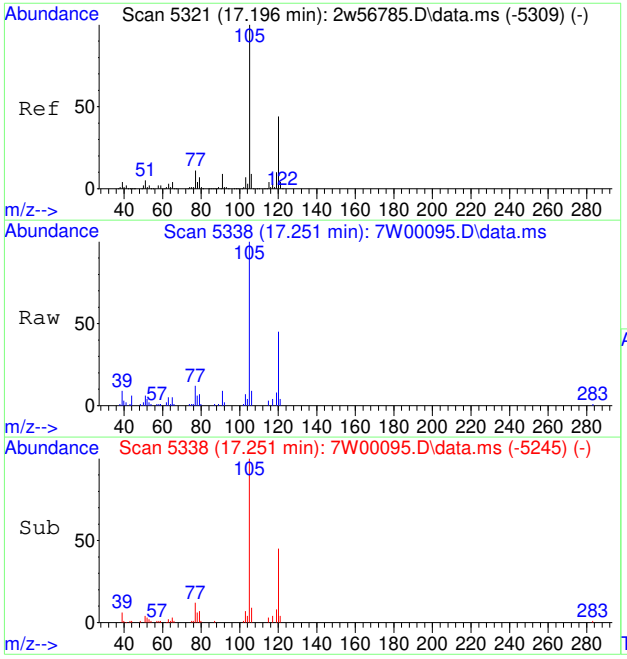

#102
1,2,3-TRIMETHYLBENZENE
Concen: 0.22 PPBV
RT: 17.251 min Scan# 5338
Delta R.T. 0.000 min
Lab File: 7W00095.D
Acq: 30 Nov 2022 12:38 pm

Tgt Ion:105 Resp: 10021

Ion	Ratio	Lower	Upper
105	100		
120	44.6	35.0	52.6
91	10.7	7.3	10.9

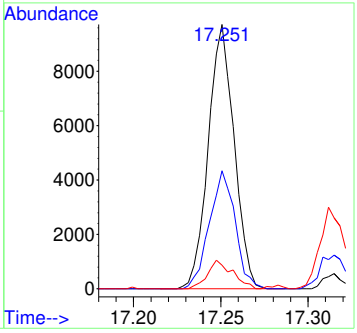

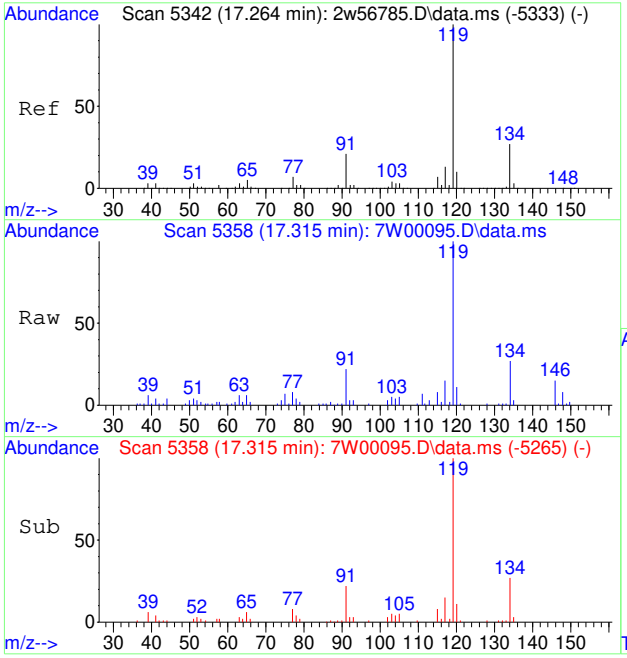

#103
P-ISOPROPYLTOLUENE
Concen: 0.23 PPBV
RT: 17.315 min Scan# 5358
Delta R.T. 0.000 min
Lab File: 7W00095.D
Acq: 30 Nov 2022 12:38 pm

Tgt Ion:134 Resp: 3352

Ion	Ratio	Lower	Upper
134	100		
119	363.6	302.5	453.7

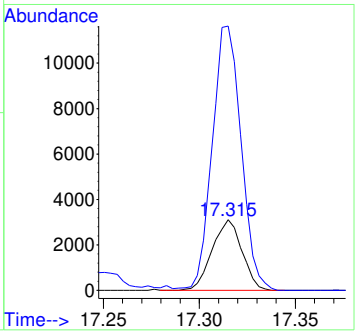

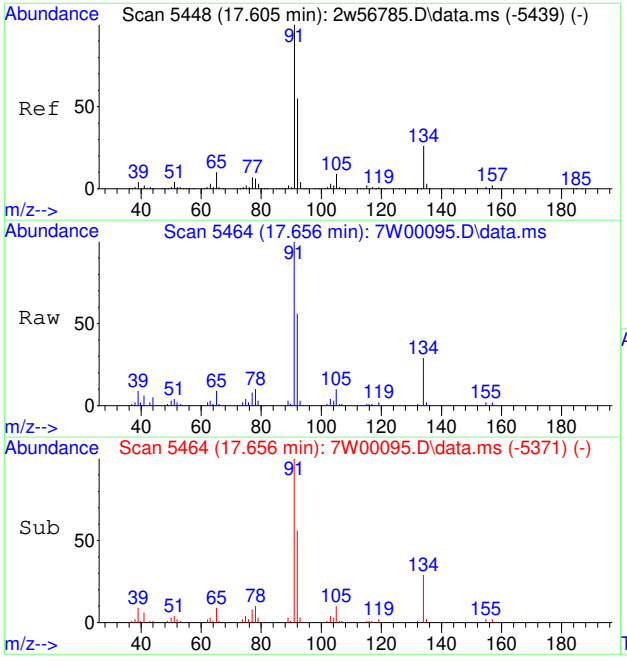

#104
N-BUTYLBENZENE
Concen: 0.19 PPBV
RT: 17.656 min Scan# 5464
Delta R.T. 0.000 min
Lab File: 7W00095.D
Acq: 30 Nov 2022 12:38 pm

Tgt Ion:134 Resp: 2602

Ion	Ratio	Lower	Upper
134	100		
91	373.9	296.4	444.6

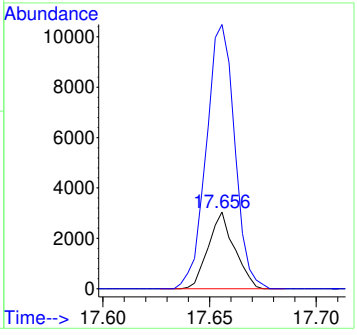

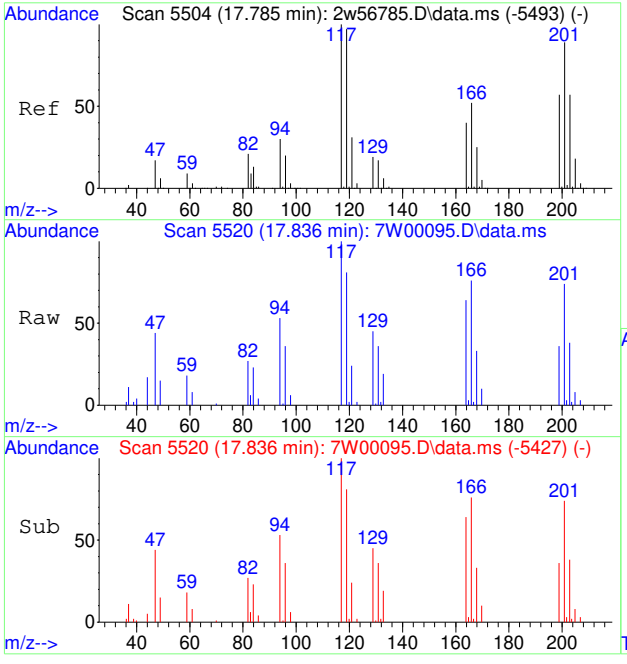

#105
HEXACHLOROETHANE
Concen: 0.19 PPBV
RT: 17.836 min Scan# 5520
Delta R.T. 0.000 min
Lab File: 7W00095.D
Acq: 30 Nov 2022 12:38 pm

Tgt Ion:117 Resp: 3344

Ion	Ratio	Lower	Upper
117	100		
119	98.5	76.4	114.6
201	70.7	70.2	105.4

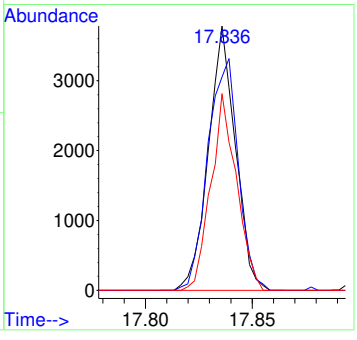

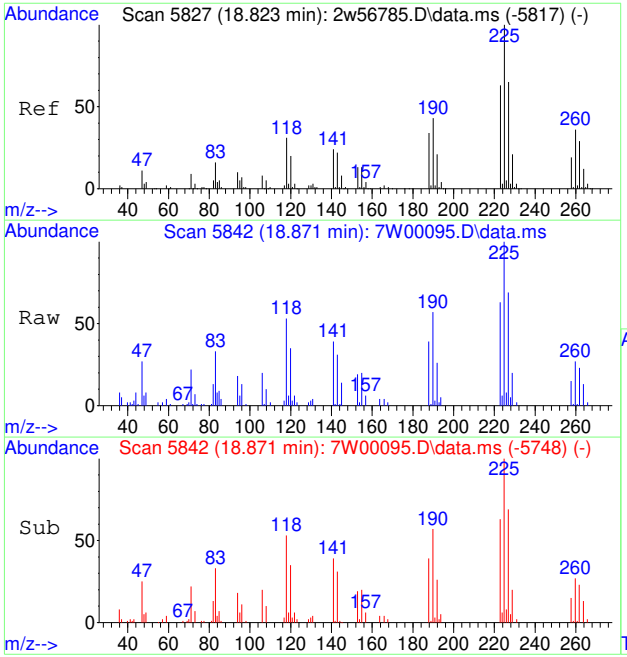

#106
HEXACHLOROBUTADIENE
Concen: 0.23 PPBV
RT: 18.871 min Scan# 5842
Delta R.T. 0.003 min
Lab File: 7W00095.D
Acq: 30 Nov 2022 12:38 pm

Tgt Ion:225 Resp: 4938

Ion	Ratio	Lower	Upper
225	100		
227	63.5	51.4	77.0
223	59.8	50.1	75.1

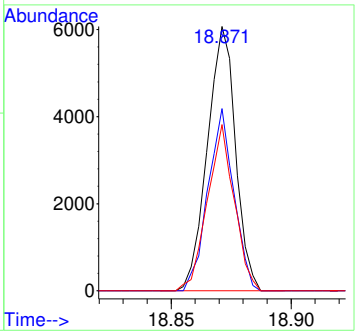

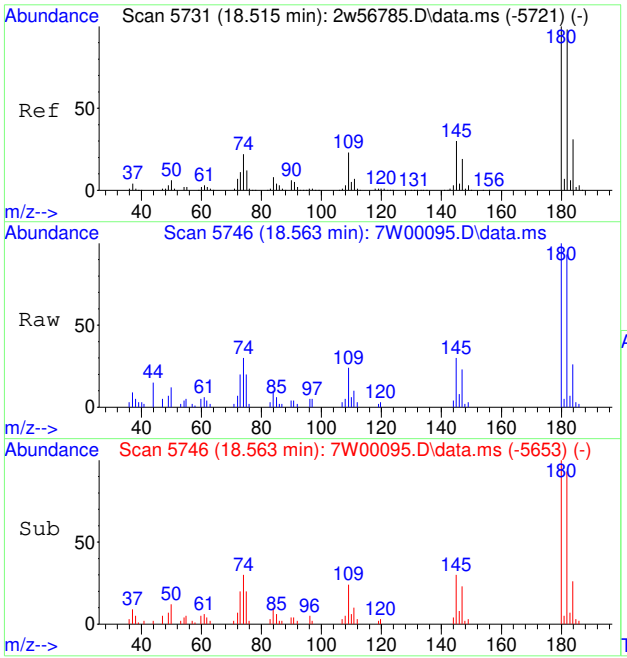

#107
1,2,4-TRICHLOROBENZENE
Concen: 0.18 PPBV
RT: 18.563 min Scan# 5746
Delta R.T. 0.000 min
Lab File: 7W00095.D
Acq: 30 Nov 2022 12:38 pm

Tgt Ion:180 Resp: 3110

Ion	Ratio	Lower	Upper
180	100		
182	96.1	77.0	115.4
145	31.8	23.3	34.9

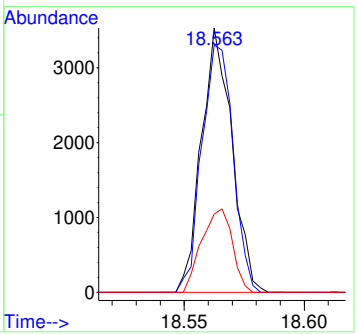

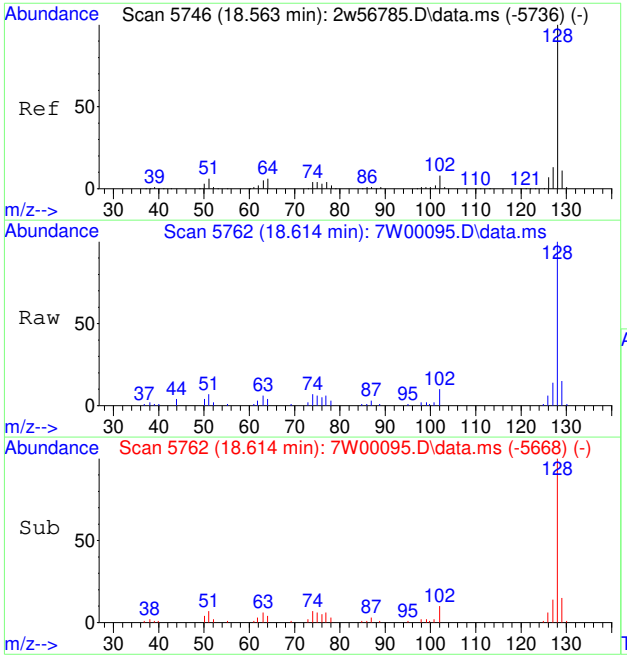

#108
NAPHTHALENE
Concen: 0.20 PPBV
RT: 18.614 min Scan# 5762
Delta R.T. 0.003 min
Lab File: 7W00095.D
Acq: 30 Nov 2022 12:38 pm

Tgt Ion:128 Resp: 8798

Ion	Ratio	Lower	Upper
128	100		
129	12.3	8.8	13.2
127	12.6	10.2	15.2

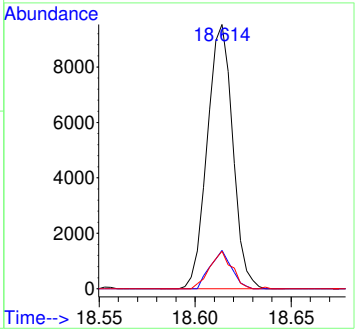

7.7.25

7

Manual Integrations APPROVED (compounds with "m" flag)
Kanya Veerawat 12/08/22 01:45

Quantitation Report (QT Reviewed)

Data Path : C:\msdchem\1\data\
Data File : 7W00096.D
Acq On : 30 Nov 2022 1:09 pm
Operator : thomash
Sample : IC0005-0.5
Misc : MS61038,V7W0005,,,,,1
ALS Vial : 1 Sample Multiplier: 1

Quant Time: Dec 07 14:14:55 2022
Quant Method : C:\msdchem\1\methods\M7W0005.M
Quant Title : TO15 by GCMS w/DB-1, 30m X 0.25mm ID X 0.5 um
QLast Update : Wed Dec 07 13:29:17 2022
Response via : Initial Calibration

Compound	R.T.	QIon	Response	Conc	Units	Dev(Min)
Internal Standards						
1) BROMOCHLOROMETHANE	3.566	128	76962	10.00	PPBV	0.00
52) 1,4-DIFLUOROBENZENE	4.955	114	384573	10.00	PPBV	0.00
76) CHLOROBENZENE-D5	10.785	117	350815	10.00	PPBV	0.00
System Monitoring Compounds						
87) 4-BROMOFLUOROBENZENE	14.215	95	236621	9.20	PPBV	0.00
Target Compounds						Qvalue
3) FREON 152A	1.804	65	2406	0.33	PPBV #	74
4) CHLORODIFLUOROMETHANE	1.817	67	1359	0.37	PPBV #	39
5) CHLOROTRIFLUOROETHENE	1.830	116	5949	0.33	PPBV #	97
6) DICHLORODIFLUOROMETHANE	1.849	85	16555	0.40	PPBV #	92
7) PROPYLENE	1.830	41	3131	0.29	PPBV	97
8) 1-CHLORO-1,1-DIFLUOROE...	1.891	65	14861	0.55	PPBV #	88
9) FREON 114	1.930	85	18294	0.50	PPBV	99
10) CHLOROMETHANE	1.897	52	1785	0.42	PPBV	98
11) VINYL CHLORIDE	1.965	62	6269	0.46	PPBV	96
12) 1,3-BUTADIENE	2.010	54	4758	0.43	PPBV #	75
13) N-BUTANE	2.026	43	8647	0.42	PPBV #	94
14) BROMOMETHANE	2.094	94	5949	0.52	PPBV	97
15) CHLOROETHANE	2.148	64	3338	0.49	PPBV	96
16) DICHLOROFLUOROMETHANE	2.174	67	14110	0.53	PPBV #	95
17) ACETONITRILE	2.258	41	5719	0.47	PPBV #	96
18) ACROLEIN	2.299	56	2978	0.67	PPBV	89
19) FREON 123	2.309	83	14534	0.53	PPBV #	95
20) FREON 123A	2.328	117	9383	0.61	PPBV	97
21) TRICHLOROFLUOROMETHANE	2.399	101	19157	0.63	PPBV	96
22) ISOPROPYL ALCOHOL	2.438	45	14694	0.48	PPBV #	91
23) ACETONE	2.351	58	4233	0.57	PPBV #	67
24) PENTANE	2.515	42	7002	0.49	PPBV	95
25) IODOMETHANE	2.579	142	20399	0.74	PPBV #	83
26) 1,1-DICHLOROETHYLENE	2.605	96	7665	0.69	PPBV #	79
27) CARBON DISULFIDE	2.749	76	22846	0.70	PPBV #	79
28) ETHANOL	2.190	45	3628	0.52	PPBV #	95
29) BROMOETHENE	2.258	106	6472	0.58	PPBV #	90
30) ACRYLONITRILE	2.489	52	5107	0.54	PPBV	95
31) METHYLENE CHLORIDE	2.643	84	8499	0.76	PPBV #	80
32) 3-CHLOROPROPENE	2.688	76	3669	0.72	PPBV #	43
33) FREON 113	2.746	151	13694	0.74	PPBV	94
34) TRANS-1,2-DICHLOROETHENE	2.997	96	5965	0.53	PPBV	93
35) TERTIARY BUTYL ALCOHOL	2.656	59	19286m	0.71	PPBV	
36) METHYL TERTIARY BUTYL ...	3.139	73	16371	0.51	PPBV #	87
37) TETRAHYDROFURAN	3.910	72	2692	0.53	PPBV	85
38) HEXANE	3.621	57	8014	0.39	PPBV #	72
39) VINYL ACETATE	3.167	86	1678	0.90	PPBV #	24
40) 1,1-DICHLOROETHANE	3.081	63	9384	0.44	PPBV	100
41) METHYL ETHYL KETONE	3.290	72	2949	0.52	PPBV	75
42) CIS-1,2-DICHLOROETHENE	3.483	96	6208	0.56	PPBV	97
43) DIISOPROPYL ETHER	3.647	59	2699	0.46	PPBV	90
44) ETHYL ACETATE	3.653	61	1829	0.45	PPBV	60
45) METHYL ACRYLATE	3.627	55	11070	0.43	PPBV #	99
46) CHLOROFORM	3.643	83	11811	0.50	PPBV #	93
47) 2,4-DIMETHYLPENTANE	4.184	57	9671	0.41	PPBV	97
48) 1,1,1-TRICHLOROETHANE	4.274	97	12016	0.53	PPBV	99
49) CARBON TETRACHLORIDE	4.724	117	11988	0.48	PPBV	98
50) 1,2-DICHLOROETHANE	4.093	62	8216	0.48	PPBV #	97
51) BENZENE	4.605	78	16849	0.50	PPBV	93

Quantitation Report (QT Reviewed)

Data Path : C:\msdchem\1\data\
Data File : 7W00096.D
Acq On : 30 Nov 2022 1:09 pm
Operator : thomash
Sample : IC0005-0.5
Misc : MS61038,V7W0005,,,,,1
ALS Vial : 1 Sample Multiplier: 1

Quant Time: Dec 07 14:14:55 2022
Quant Method : C:\msdchem\1\methods\M7W0005.M
Quant Title : TO15 by GCMS w/DB-1, 30m X 0.25mm ID X 0.5 um
QLast Update : Wed Dec 07 13:29:17 2022
Response via : Initial Calibration

	Compound	R.T.	QIon	Response	Conc	Units		Dev(Min)
53)	CYCLOHEXANE	4.827	84	7167	0.56	PPBV		93
54)	2,3-DIMETHYLPENTANE	5.103	71	3920	0.56	PPBV		96
55)	TRICHLOROETHENE	5.566	95	7877	0.51	PPBV		97
56)	1,2-DICHLOROPROPANE	5.315	63	6278	0.50	PPBV	#	90
57)	DIBROMOMETHANE	5.277	174	6978	0.50	PPBV	#	85
58)	ETHYL ACRYLATE	5.460	55	12629	0.48	PPBV	#	96
59)	BROMODICHLOROMETHANE	5.505	83	11896	0.51	PPBV		93
60)	2,2,4-TRIMETHYLPENTANE	5.669	57	27341	0.49	PPBV		98
61)	1,4-DIOXANE	5.656	88	4788	0.65	PPBV	#	1
62)	HEPTANE	6.003	43	9247	0.46	PPBV		88
63)	METHYL METHACRYLATE	5.907	69	6399	0.56	PPBV	#	80
64)	METHYL ISOBUTYL KETONE	6.711	58	5885	0.55	PPBV	#	79
65)	CIS-1,3-DICHLOROPROPENE	6.560	75	8460	0.51	PPBV	#	78
66)	TOLUENE	7.826	91	21856	0.56	PPBV		100
67)	1,3-DICHLOROPROPANE	7.881	76	10277	0.54	PPBV	#	98
68)	TRANS-1,3-DICHLOROPROPENE	7.264	75	7685	0.53	PPBV	#	76
69)	1,1,2-TRICHLOROETHANE	7.431	83	6017	0.53	PPBV		96
70)	2-HEXANONE	8.460	58	8186	0.57	PPBV	#	79
71)	ETHYL METHACRYLATE	8.569	69	10610	0.54	PPBV	#	84
72)	TETRACHLOROETHENE	9.617	164	7699	0.50	PPBV		93
73)	DIBROMOCHLOROMETHANE	8.386	129	11352	0.47	PPBV		100
74)	1,2-DIBROMOETHANE	8.740	107	11196	0.53	PPBV	#	98
75)	OCTANE	9.762	43	12579	0.46	PPBV		90
77)	1,1,1,2-TETRACHLOROETHANE	10.871	131	8431	0.48	PPBV		96
78)	CHLOROBENZENE	10.868	112	16640	0.53	PPBV		96
79)	ETHYLBENZENE	11.765	91	30503	0.61	PPBV		99
80)	M,P-XYLENE	12.206	91	45730	1.21	PPBV	#	61
81)	O-XYLENE	13.161	91	23641	0.61	PPBV		92
82)	STYRENE	12.939	104	15228	0.54	PPBV		98
83)	NONANE	14.280	43	12728	0.44	PPBV		93
84)	BROMOFORM	12.026	173	8514	0.38	PPBV	#	93
85)	1,1,2,2-TETRACHLOROETHANE	13.164	83	16372	0.64	PPBV		98
86)	1,2,3-TRICHLOROPROPANE	13.450	75	12508	0.58	PPBV	#	99
88)	ISOPROPYLBENZENE	14.701	120	8627	0.57	PPBV		86
89)	BROMOBENZENE	14.575	77	15226	0.56	PPBV		96
90)	2-CHLOROTOLUENE	15.726	126	7681	0.59	PPBV		97
91)	N-PROPYLBENZENE	16.029	120	8877	0.59	PPBV		97
92)	4-ETHYLTOLUENE	16.312	105	30053	0.55	PPBV		97
93)	1,3,5-TRIMETHYLBENZENE	16.443	105	25522	0.55	PPBV		98
94)	ALPHA-METHYLSTYRENE	16.624	118	12235	0.54	PPBV		98
95)	TERT-BUTYLBENZENE	16.871	134	6493	0.55	PPBV		95
96)	1,2,4-TRIMETHYLBENZENE	16.874	105	27105	0.59	PPBV		98
97)	BENZYL CHLORIDE	16.958	91	12354	0.69	PPBV		97
98)	M-DICHLOROBENZENE	16.935	146	17466	0.62	PPBV		98
99)	P-DICHLOROBENZENE	17.016	146	16812	0.60	PPBV		98
100)	O-DICHLOROBENZENE	17.302	146	17052	0.63	PPBV		98
101)	SEC-BUTYLBENZENE	17.141	134	8272	0.59	PPBV		96
102)	1,2,3-TRIMETHYLBENZENE	17.251	105	26530	0.61	PPBV	#	98
103)	P-ISOPROPYLTOLUENE	17.315	134	8744	0.60	PPBV		99
104)	N-BUTYLBENZENE	17.656	134	7965	0.59	PPBV		99
105)	HEXACHLOROETHANE	17.836	117	8752	0.50	PPBV	#	88
106)	HEXACHLOROBUTADIENE	18.871	225	12836	0.62	PPBV		98
107)	1,2,4-TRICHLOROBENZENE	18.562	180	11563	0.67	PPBV		97
108)	NAPHTHALENE	18.614	128	30201	0.70	PPBV		98

(#) = qualifier out of range (m) = manual integration (+) = signals summed

Quantitation Report (QT Reviewed)

Data Path : C:\msdchem\1\data\
Data File : 7W00096.D
Acq On : 30 Nov 2022 1:09 pm
Operator : thomash
Sample : IC0005-0.5
Misc : MS61038,V7W0005,,,,,1
ALS Vial : 1 Sample Multiplier: 1

Quant Time: Dec 07 14:14:55 2022
Quant Method : C:\msdchem\1\methods\M7W0005.M
Quant Title : TO15 by GCMS w/DB-1, 30m X 0.25mm ID X 0.5 um
QLast Update : Wed Dec 07 13:29:17 2022
Response via : Initial Calibration

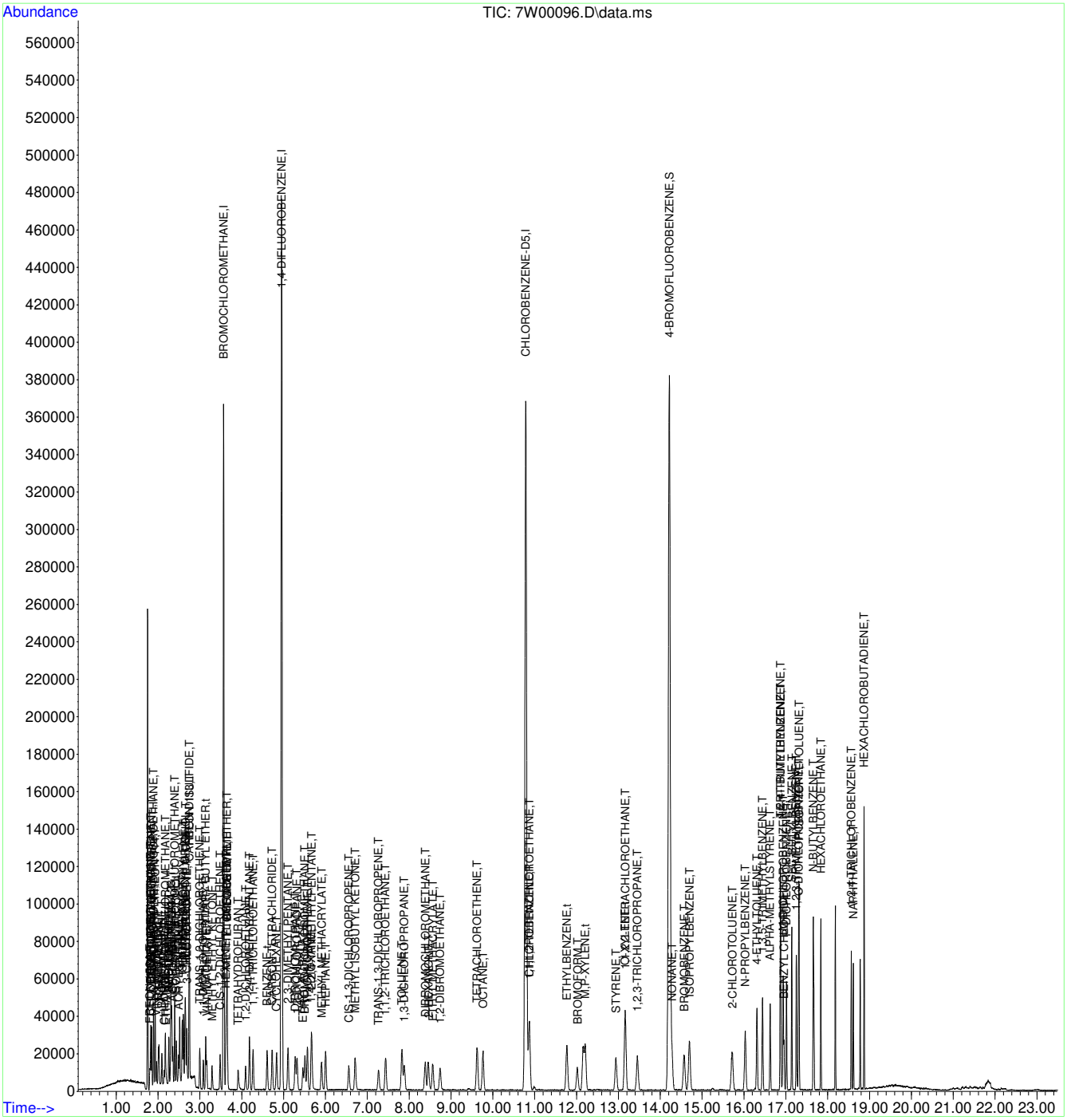

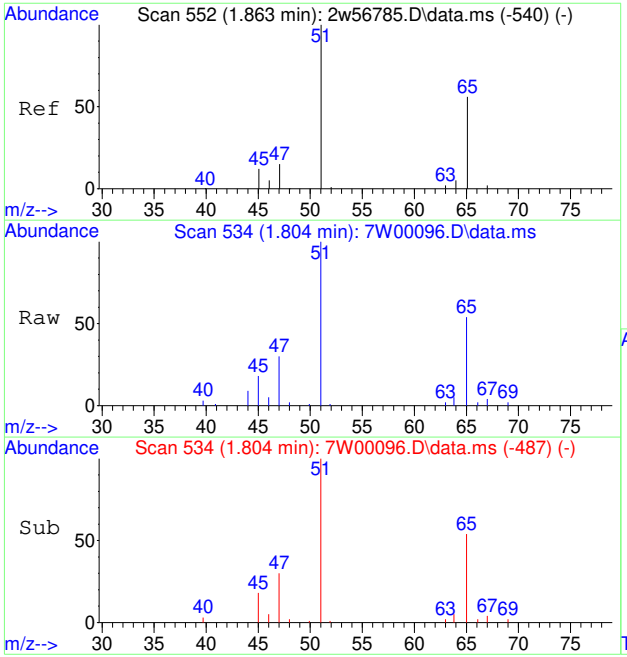

#3
FREON 152A
Concen: 0.33 PPBV
RT: 1.804 min Scan# 534
Delta R.T. -0.000 min
Lab File: 7W00096.D
Acq: 30 Nov 2022 1:09 pm

Tgt Ion: 65 Resp: 2406

Ion	Ratio	Lower	Upper
65	100		
45	35.6	18.3	27.5#

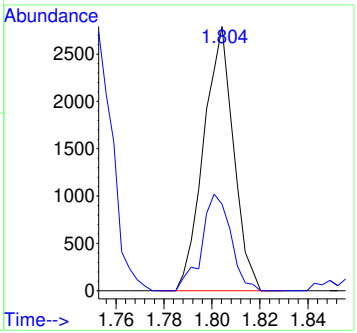

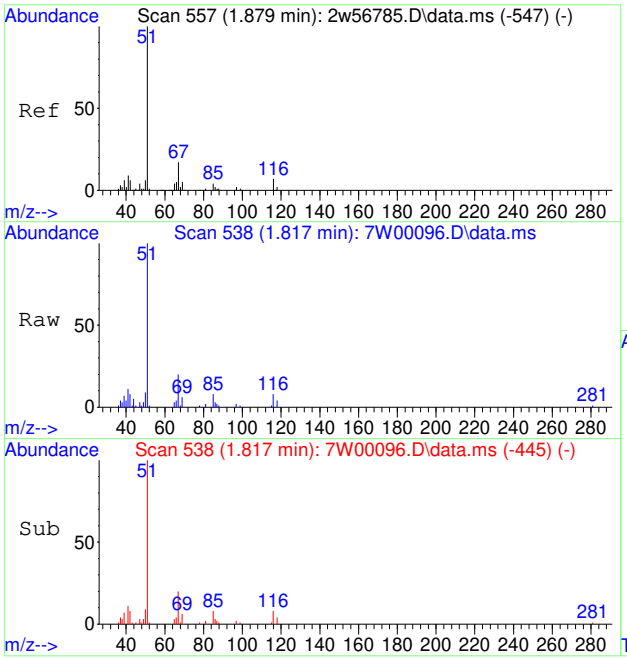

#4
CHLORODIFLUOROMETHANE
Concen: 0.37 PPBV
RT: 1.817 min Scan# 538
Delta R.T. -0.000 min
Lab File: 7W00096.D
Acq: 30 Nov 2022 1:09 pm

Tgt Ion: 67 Resp: 1359

Ion	Ratio	Lower	Upper
67	100		
69	0.0	28.8	43.2#

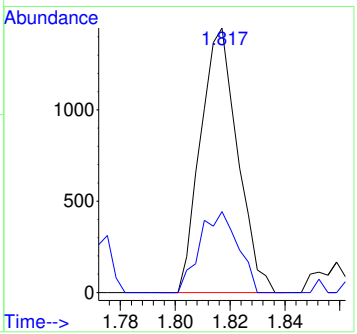

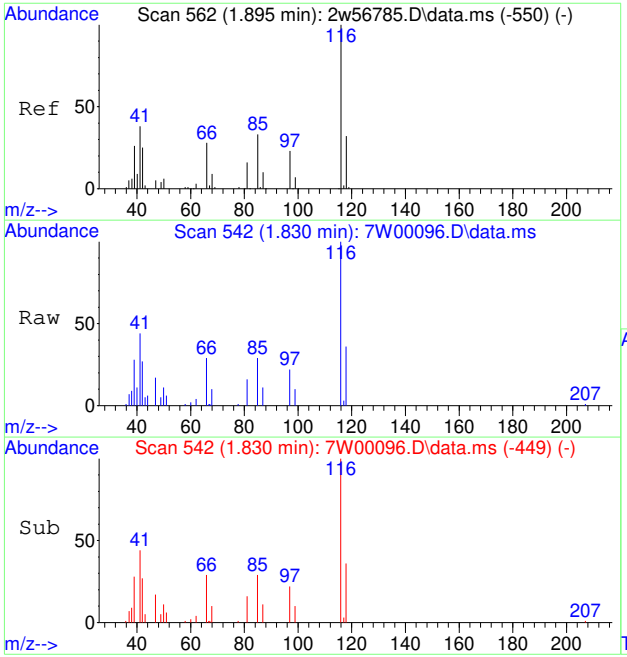

#5
CHLOROTRIFLUOROETHENE
Concen: 0.33 PPBV
RT: 1.830 min Scan# 542
Delta R.T. -0.000 min
Lab File: 7W00096.D
Acq: 30 Nov 2022 1:09 pm

Tgt Ion:116 Resp: 5949

Ion	Ratio	Lower	Upper
116	100		
118	34.5	26.1	39.1
85	278.3	0.0	0.0#

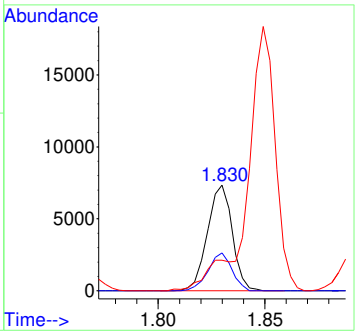

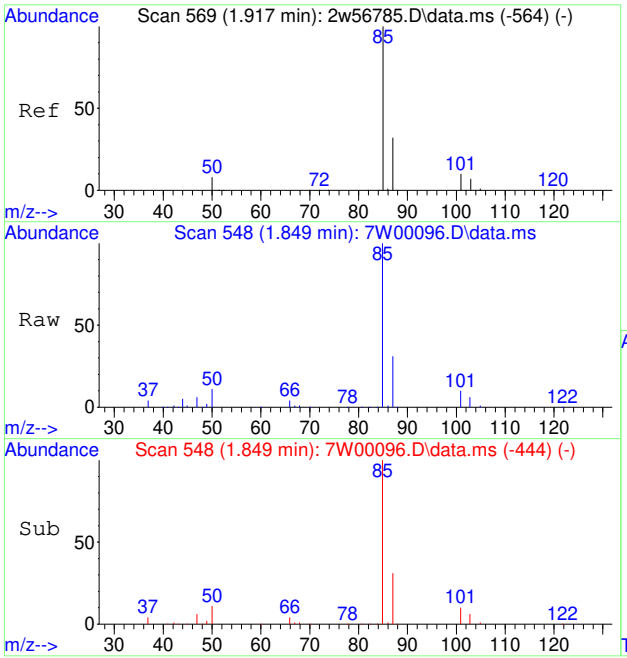

#6
DICHLORODIFLUOROMETHANE
Concen: 0.40 PPBV
RT: 1.849 min Scan# 548
Delta R.T. 0.003 min
Lab File: 7W00096.D
Acq: 30 Nov 2022 1:09 pm

Tgt Ion: 85 Resp: 16555

Ion	Ratio	Lower	Upper
85	100		
87	33.6	25.8	38.6
50	18.3	7.4	11.2#

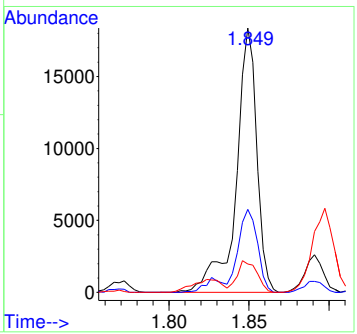

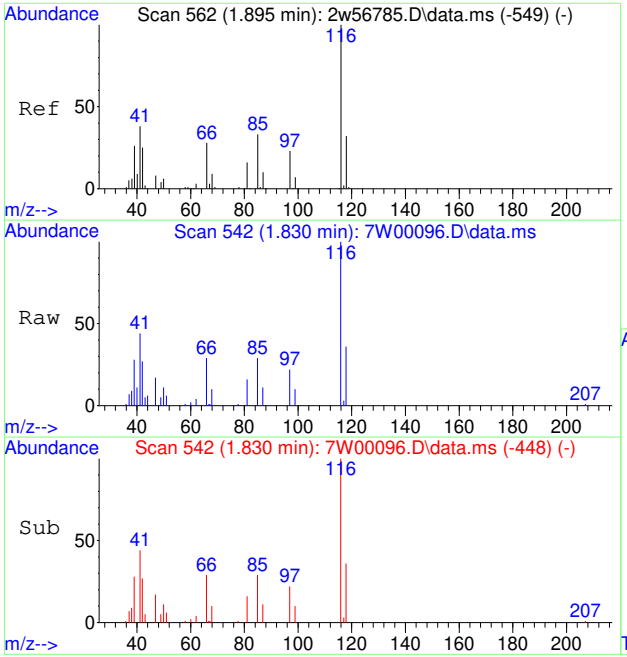

#7
PROPYLENE
Concen: 0.29 PPBV
RT: 1.830 min Scan# 542
Delta R.T. 0.003 min
Lab File: 7W00096.D
Acq: 30 Nov 2022 1:09 pm

Tgt Ion: 41 Resp: 3131

Ion	Ratio	Lower	Upper
41	100		
39	71.8	54.6	81.8
42	69.2	53.8	80.6

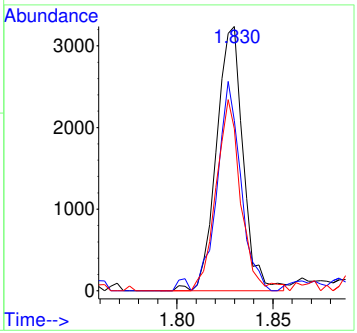

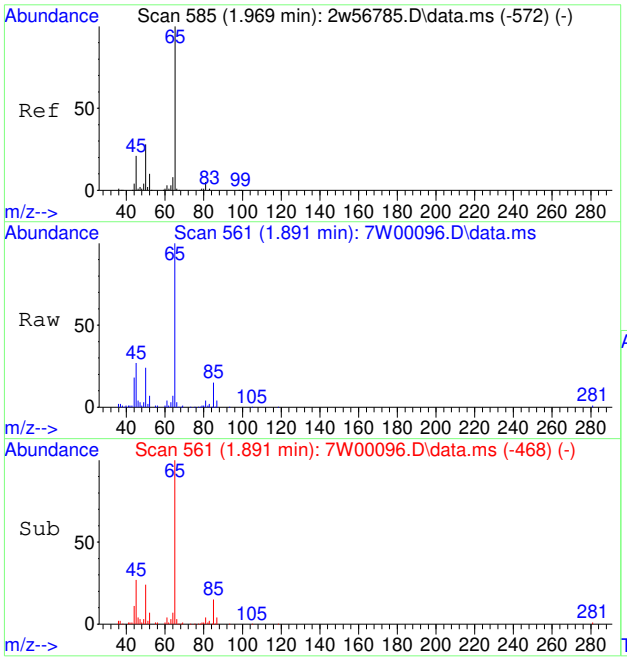

#8
1-CHLORO-1,1-DIFLUOROETHANE
Concen: 0.55 PPBV
RT: 1.891 min Scan# 561
Delta R.T. -0.000 min
Lab File: 7W00096.D
Acq: 30 Nov 2022 1:09 pm

Tgt Ion: 65 Resp: 14861

Ion	Ratio	Lower	Upper
65	100		
85	14.0	14.4	21.6#
45	27.6	16.7	25.1#

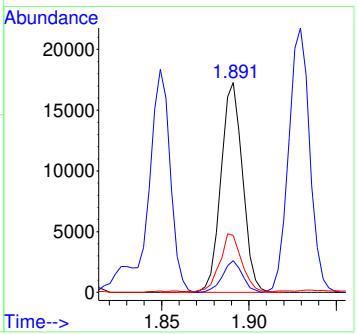

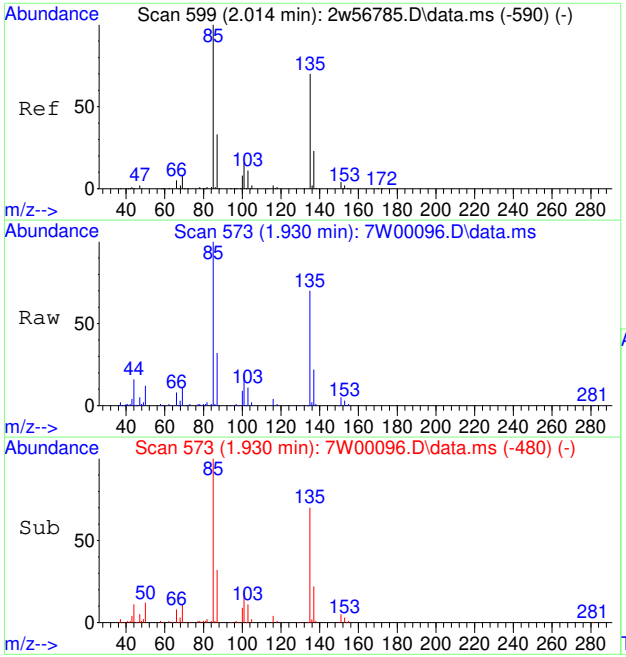

#9
FREON 114
Concen: 0.50 PPBV
RT: 1.930 min Scan# 573
Delta R.T. -0.000 min
Lab File: 7W00096.D
Acq: 30 Nov 2022 1:09 pm

Tgt Ion: 85 Resp: 18294

Ion	Ratio	Lower	Upper
85	100		
135	68.3	55.8	83.8
87	32.0	25.8	38.8

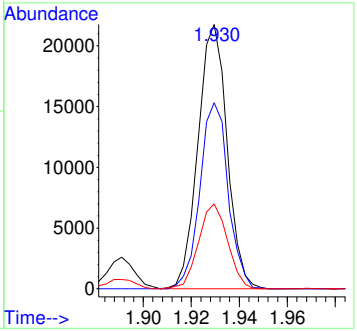

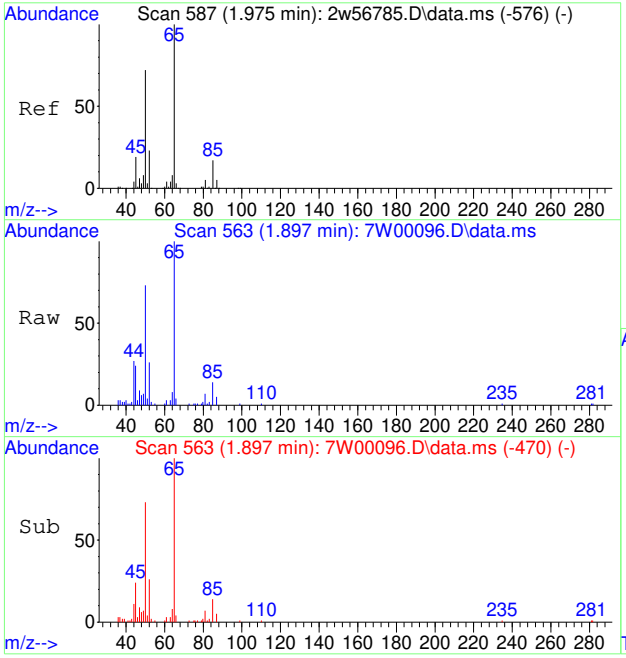

#10
CHLOROMETHANE
Concen: 0.42 PPBV
RT: 1.897 min Scan# 563
Delta R.T. -0.000 min
Lab File: 7W00096.D
Acq: 30 Nov 2022 1:09 pm

Tgt Ion: 52 Resp: 1785

Ion	Ratio	Lower	Upper
52	100		
50	306.4	248.2	372.2

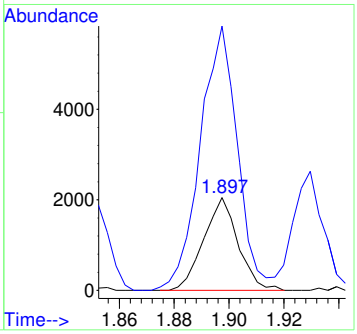

7.7.26

7

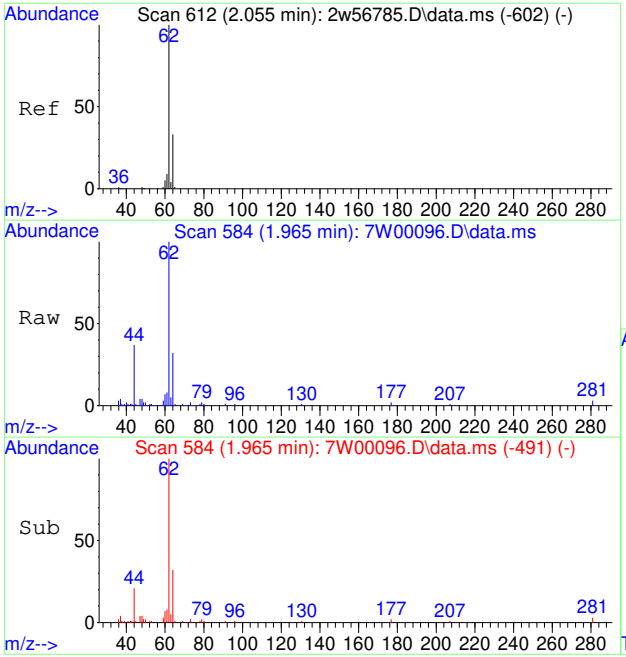

#11
VINYL CHLORIDE
Concen: 0.46 PPBV
RT: 1.965 min Scan# 584
Delta R.T. -0.000 min
Lab File: 7W00096.D
Acq: 30 Nov 2022 1:09 pm

Tgt Ion: 62 Resp: 6269

Ion	Ratio	Lower	Upper
62	100		
64	34.8	25.7	38.5
61	9.3	6.7	10.1

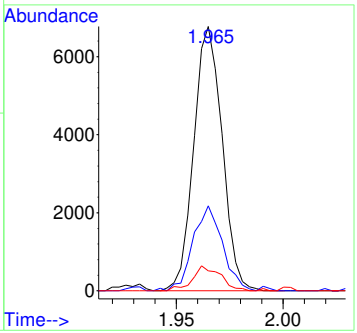

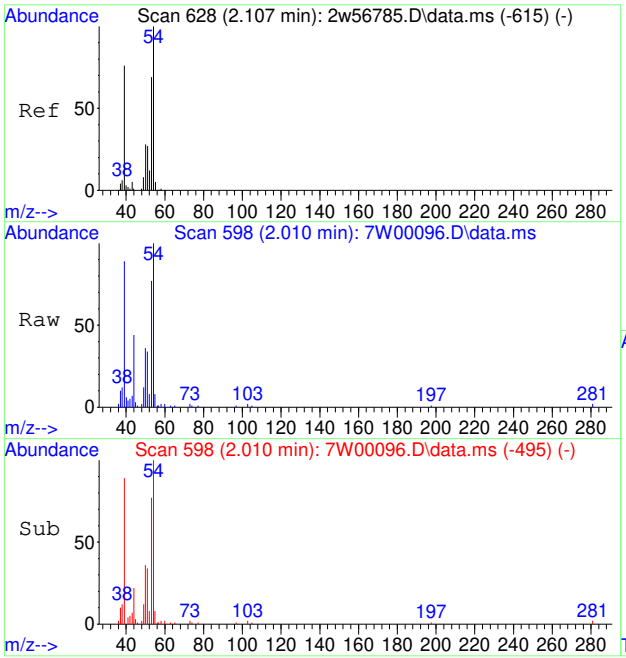

#12
1,3-BUTADIENE
Concen: 0.43 PPBV
RT: 2.010 min Scan# 598
Delta R.T. -0.000 min
Lab File: 7W00096.D
Acq: 30 Nov 2022 1:09 pm

Tgt Ion: 54 Resp: 4758

Ion	Ratio	Lower	Upper
54	100		
39	134.0	75.6	115.6#
53	73.3	49.8	89.8

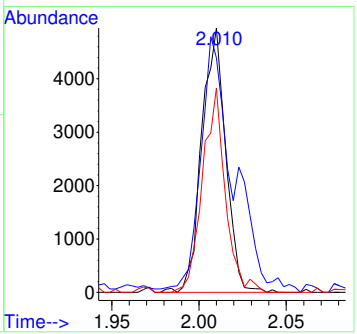

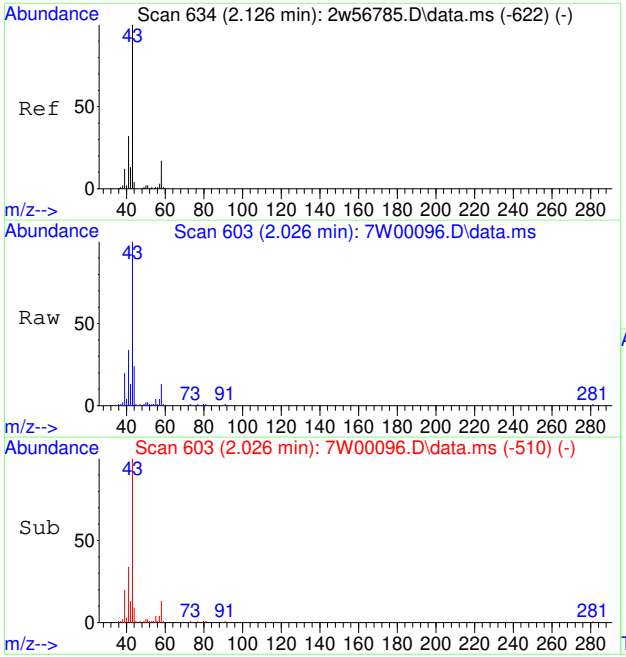

#13
N-BUTANE
Concen: 0.42 PPBV
RT: 2.026 min Scan# 603
Delta R.T. -0.000 min
Lab File: 7W00096.D
Acq: 30 Nov 2022 1:09 pm

Tgt Ion: 43 Resp: 8647

Ion	Ratio	Lower	Upper
43	100		
58	16.4	14.2	21.2
44	0.0	4.2	6.4#

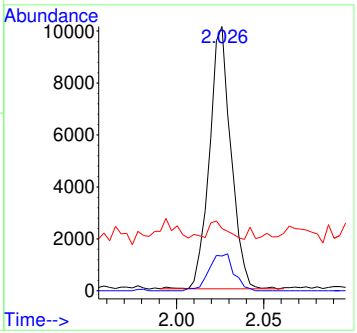

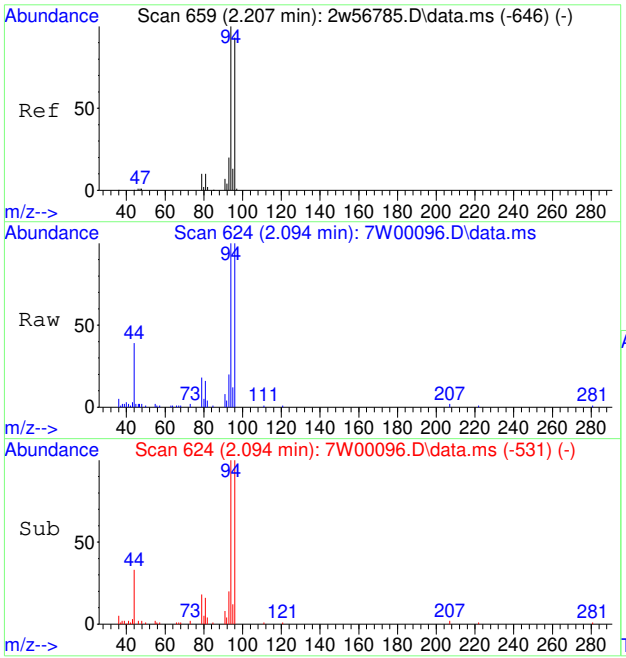

#14
BROMOMETHANE
Concen: 0.52 PPBV
RT: 2.094 min Scan# 624
Delta R.T. -0.000 min
Lab File: 7W00096.D
Acq: 30 Nov 2022 1:09 pm

Tgt Ion: 94 Resp: 5949

Ion	Ratio	Lower	Upper
94	100		
96	96.5	75.4	113.0
95	15.1	11.0	16.4

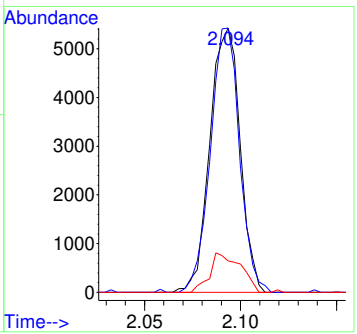

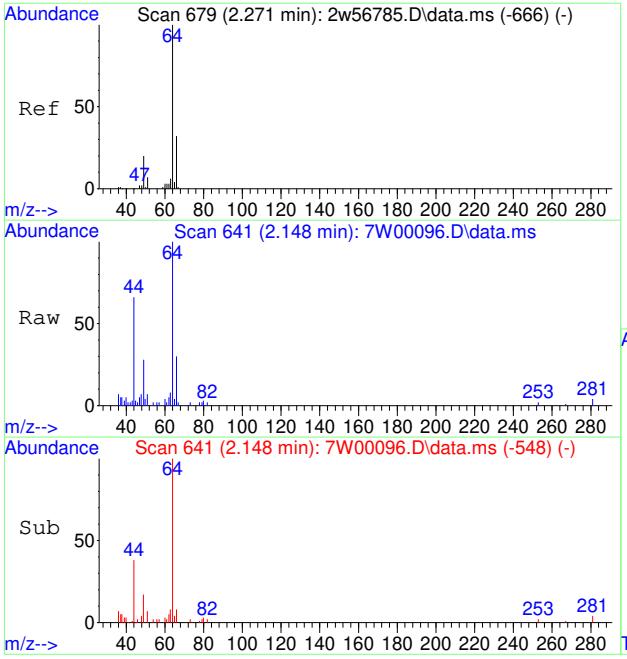

#15
CHLOROETHANE
Concen: 0.49 PPBV
RT: 2.148 min Scan# 641
Delta R.T. -0.000 min
Lab File: 7W00096.D
Acq: 30 Nov 2022 1:09 pm

Tgt Ion: 64 Resp: 3338

Ion	Ratio	Lower	Upper
64	100		
66	36.6	27.1	40.7
49	31.0	23.3	34.9

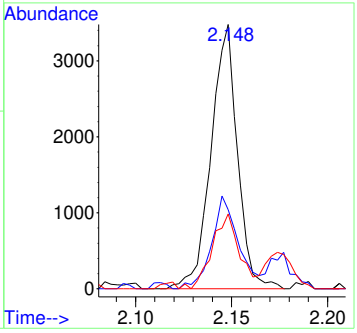

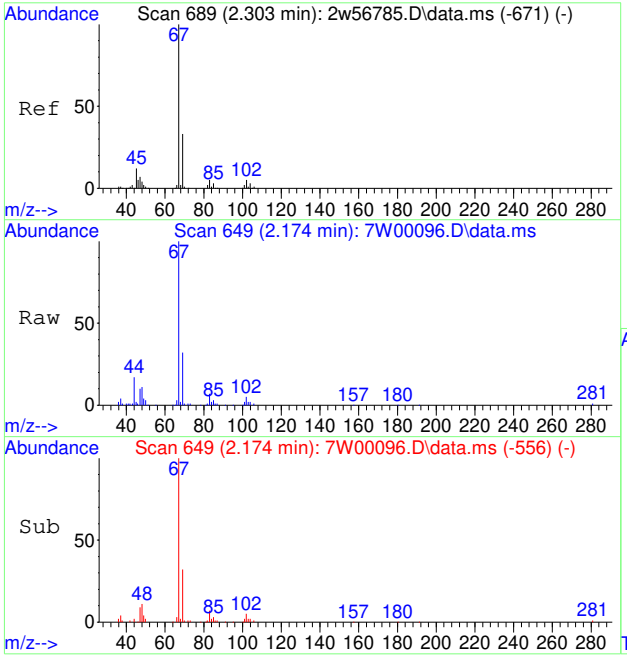

#16
DICHLOROFLUOROMETHANE
Concen: 0.53 PPBV
RT: 2.174 min Scan# 649
Delta R.T. -0.000 min
Lab File: 7W00096.D
Acq: 30 Nov 2022 1:09 pm

Tgt Ion: 67 Resp: 14110

Ion	Ratio	Lower	Upper
67	100		
69	31.9	26.1	39.1
47	14.6	6.2	9.2#

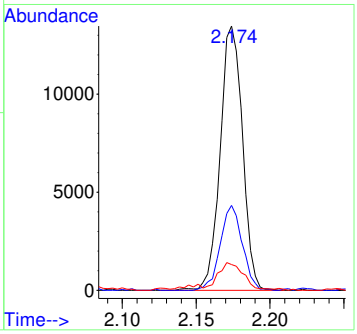

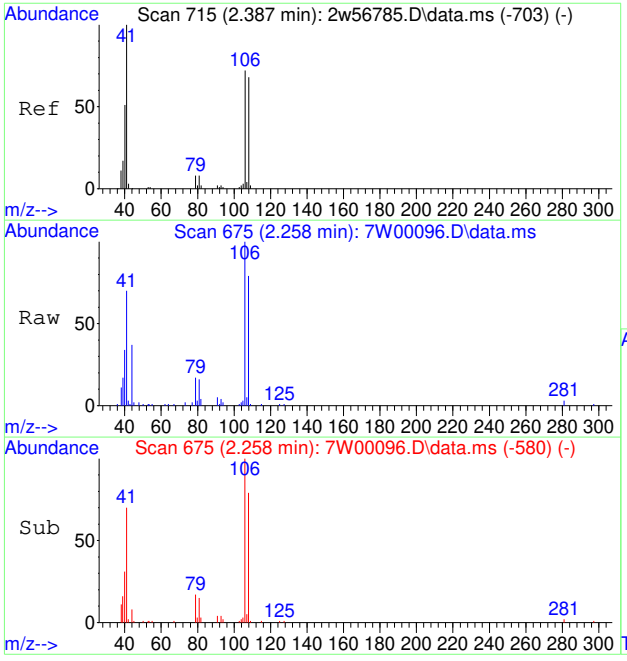

#17
ACETONITRILE
Concen: 0.47 PPBV
RT: 2.258 min Scan# 675
Delta R.T. 0.006 min
Lab File: 7W00096.D
Acq: 30 Nov 2022 1:09 pm

Tgt Ion: 41 Resp: 5719

Ion	Ratio	Lower	Upper
41	100		
40	52.6	41.6	62.4
39	23.0	14.2	21.4#

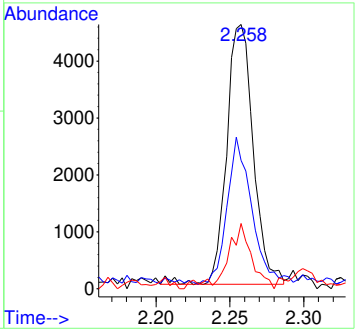

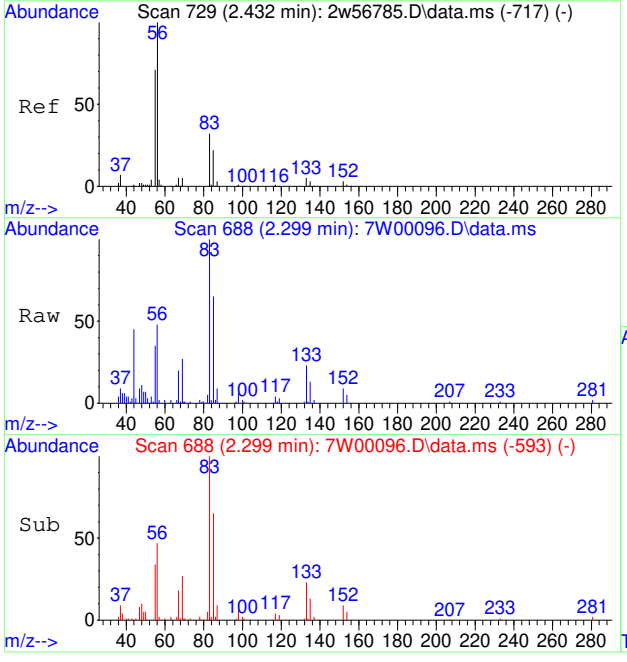

#18
ACROLEIN
Concen: 0.67 PPBV
RT: 2.299 min Scan# 688
Delta R.T. 0.006 min
Lab File: 7W00096.D
Acq: 30 Nov 2022 1:09 pm

Tgt Ion: 56 Resp: 2978

Ion	Ratio	Lower	Upper
56	100		
55	79.1	56.0	84.0

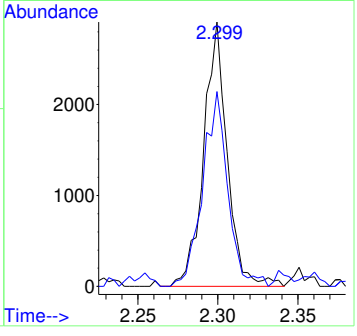

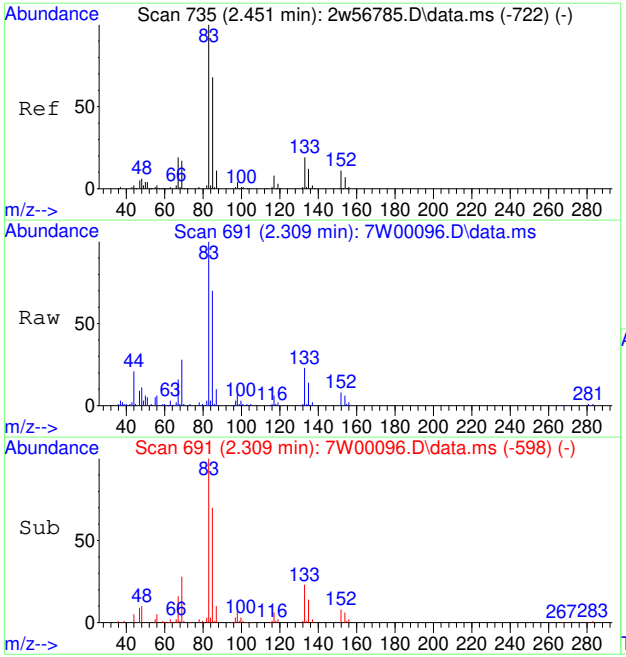

#19
FREON 123
Concen: 0.53 PPBV
RT: 2.309 min Scan# 691
Delta R.T. -0.000 min
Lab File: 7W00096.D
Acq: 30 Nov 2022 1:09 pm

Tgt Ion: 83 Resp: 14534

Ion	Ratio	Lower	Upper
83	100		
85	94.4	72.7	109.1
133	25.5	15.8	23.6#

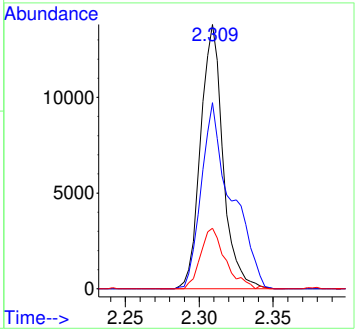

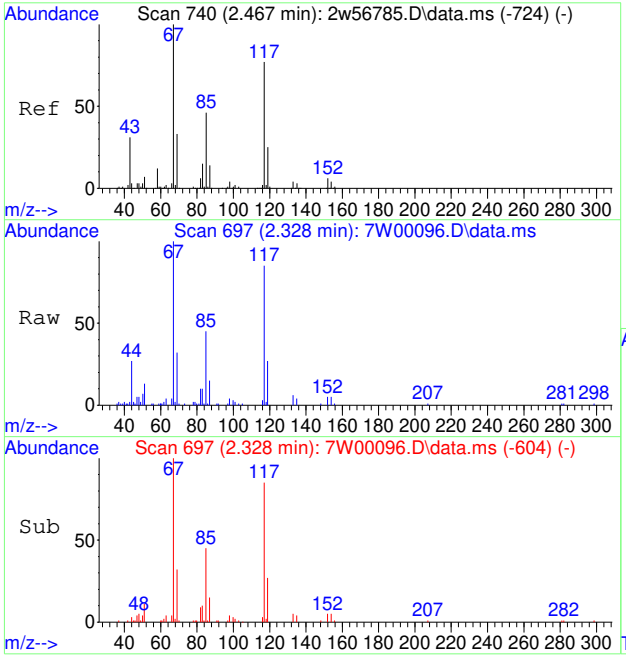

#20
FREON 123A
Concen: 0.61 PPBV
RT: 2.328 min Scan# 697
Delta R.T. -0.000 min
Lab File: 7W00096.D
Acq: 30 Nov 2022 1:09 pm

Tgt Ion:117 Resp: 9383

Ion	Ratio	Lower	Upper
117	100		
67	138.2	113.3	169.9

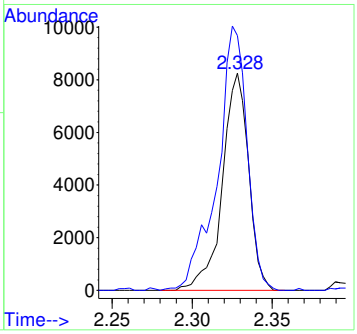

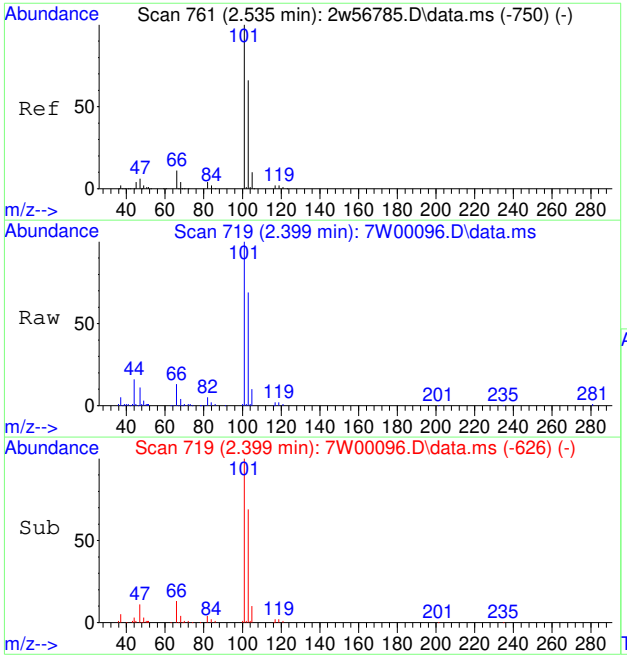

#21
TRICHLOROFLUOROMETHANE
Concen: 0.63 PPBV
RT: 2.399 min Scan# 719
Delta R.T. -0.000 min
Lab File: 7W00096.D
Acq: 30 Nov 2022 1:09 pm

Tgt Ion:101 Resp: 19157

Ion	Ratio	Lower	Upper
101	100		
103	68.0	51.8	77.6
105	10.9	8.4	12.6

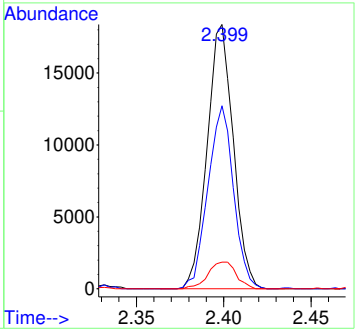

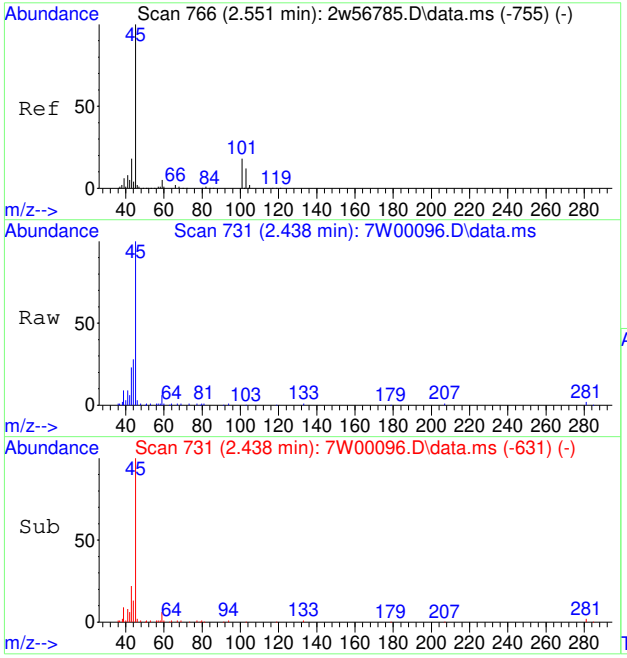

#22
ISOPROPYL ALCOHOL
Concen: 0.48 PPBV
RT: 2.438 min Scan# 731
Delta R.T. 0.022 min
Lab File: 7W00096.D
Acq: 30 Nov 2022 1:09 pm

Tgt Ion: 45 Resp: 14694

Ion	Ratio	Lower	Upper
45	100		
43	24.2	15.5	23.3#
59	4.5	4.1	6.1

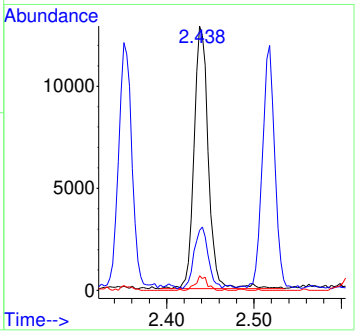

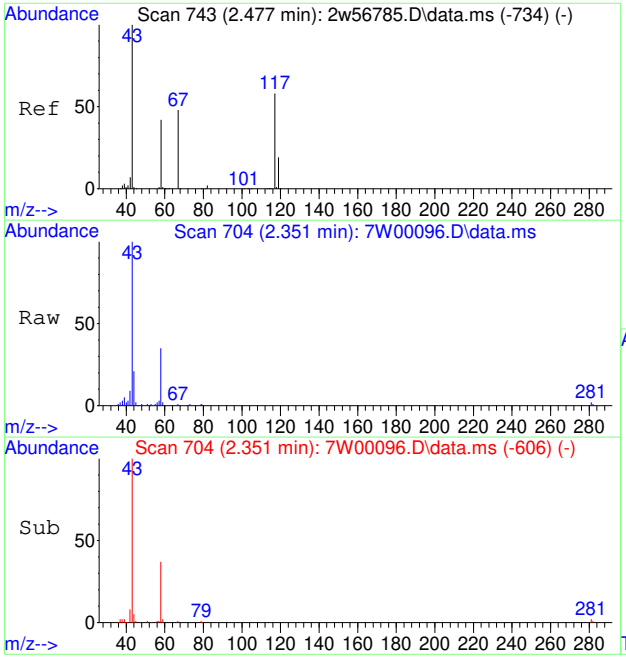

#23
ACETONE
Concen: 0.57 PPBV
RT: 2.351 min Scan# 704
Delta R.T. 0.016 min
Lab File: 7W00096.D
Acq: 30 Nov 2022 1:09 pm

Tgt Ion: 58 Resp: 4233

Ion	Ratio	Lower	Upper
58	100		
43	301.3	195.9	293.9#

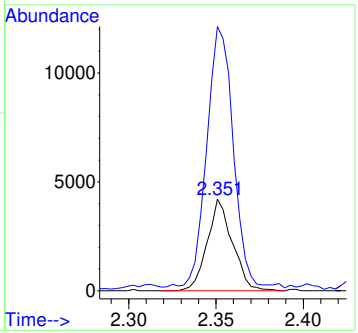

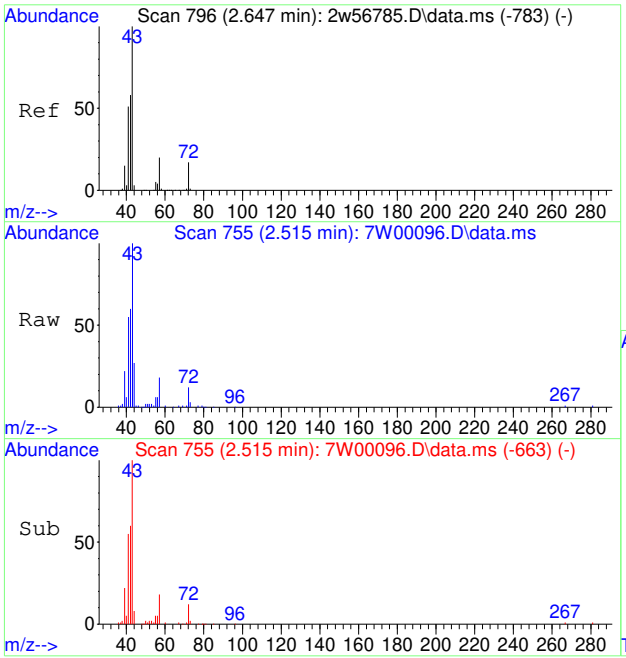

#24
PENTANE
Concen: 0.49 PPBV
RT: 2.515 min Scan# 755
Delta R.T. -0.003 min
Lab File: 7W00096.D
Acq: 30 Nov 2022 1:09 pm

Tgt Ion: 42 Resp: 7002

Ion	Ratio	Lower	Upper
42	100		
41	90.5	69.5	104.3
57	29.1	27.4	41.0

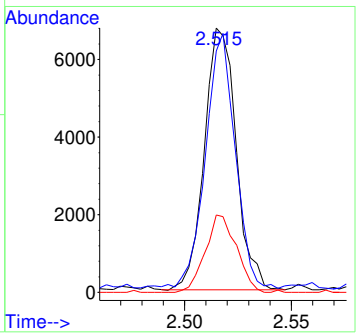

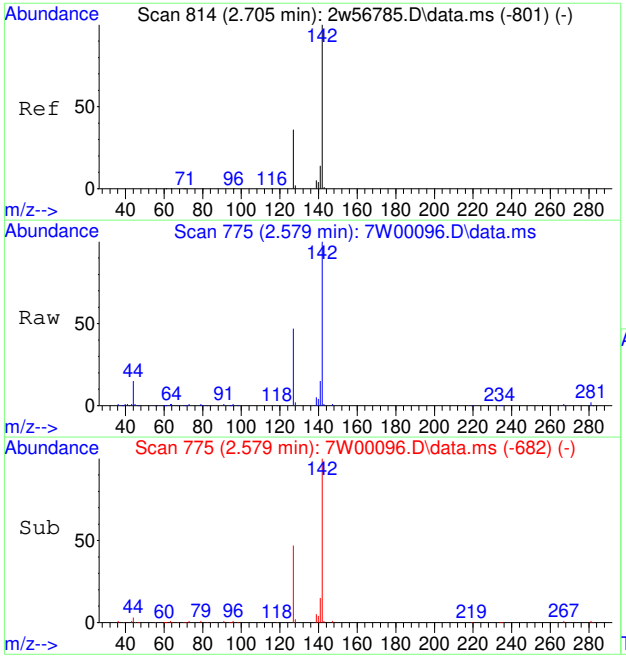

#25
IODOMETHANE
Concen: 0.74 PPBV
RT: 2.579 min Scan# 775
Delta R.T. -0.000 min
Lab File: 7W00096.D
Acq: 30 Nov 2022 1:09 pm

Tgt Ion:142 Resp: 20399

Ion	Ratio	Lower	Upper
142	100		
127	46.4	29.1	43.7#

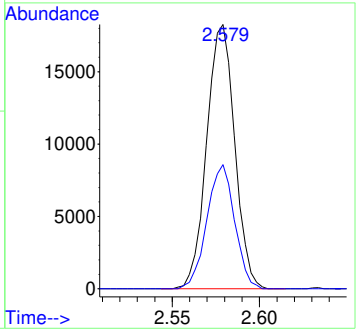

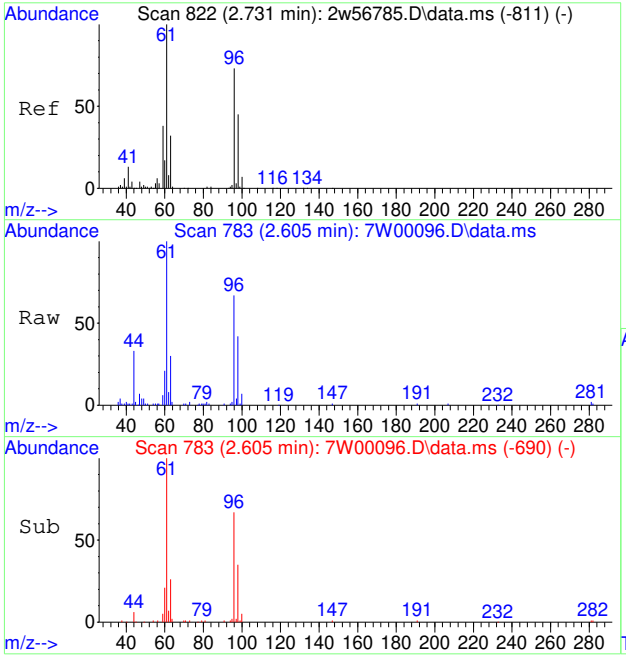

#26
1,1-DICHLOROETHYLENE
Concen: 0.69 PPBV
RT: 2.605 min Scan# 783
Delta R.T. -0.000 min
Lab File: 7W00096.D
Acq: 30 Nov 2022 1:09 pm

Tgt Ion: 96 Resp: 7665

Ion	Ratio	Lower	Upper
96	100		
61	164.3	109.4	164.2#
63	54.6	36.2	54.2#

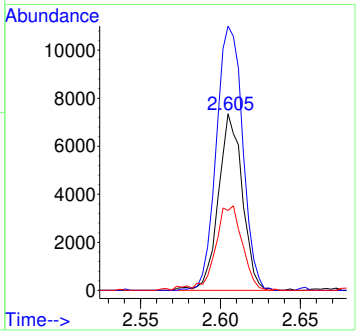

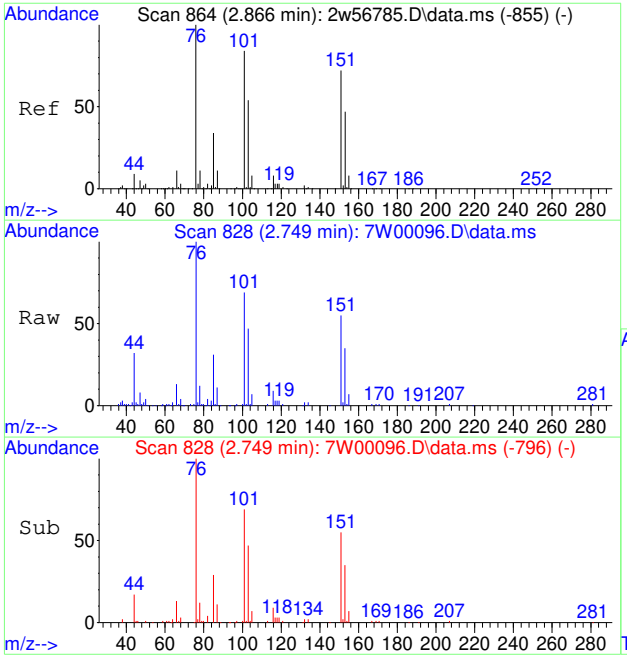

#27
CARBON DISULFIDE
Concen: 0.70 PPBV
RT: 2.749 min Scan# 828
Delta R.T. 0.003 min
Lab File: 7W00096.D
Acq: 30 Nov 2022 1:09 pm

Tgt Ion: 76 Resp: 22846

Ion	Ratio	Lower	Upper
76	100		
78	11.7	8.6	13.0
44	24.8	7.2	10.8#

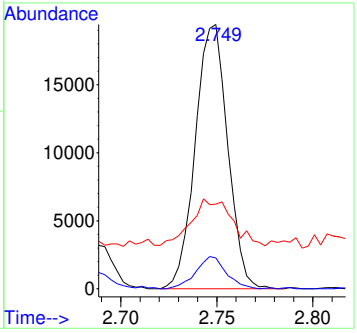

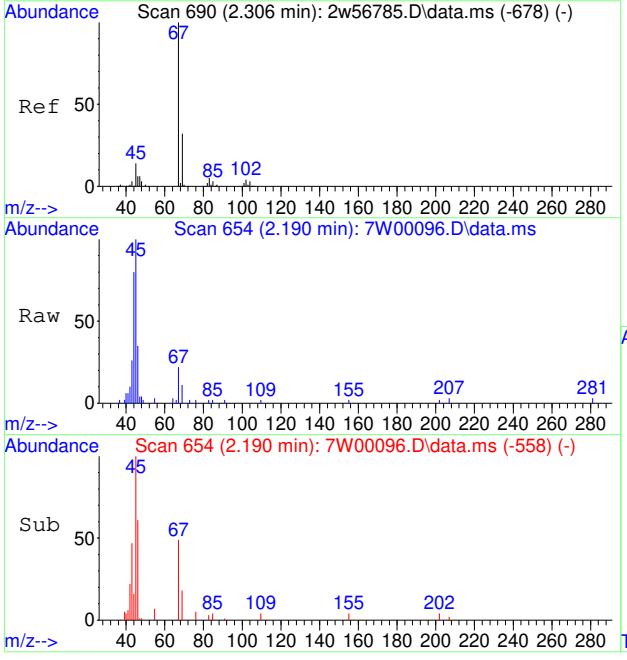

#28
ETHANOL
Concen: 0.52 PPBV
RT: 2.190 min Scan# 654
Delta R.T. 0.010 min
Lab File: 7W00096.D
Acq: 30 Nov 2022 1:09 pm

Tgt Ion: 45 Resp: 3628

Ion	Ratio	Lower	Upper
45	100		
46	43.0	34.1	51.1
42	18.1	6.1	9.1#

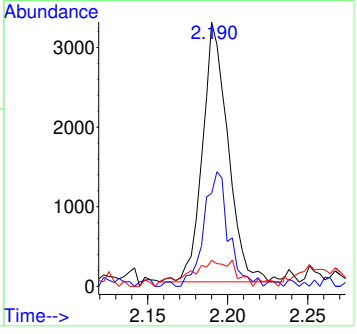

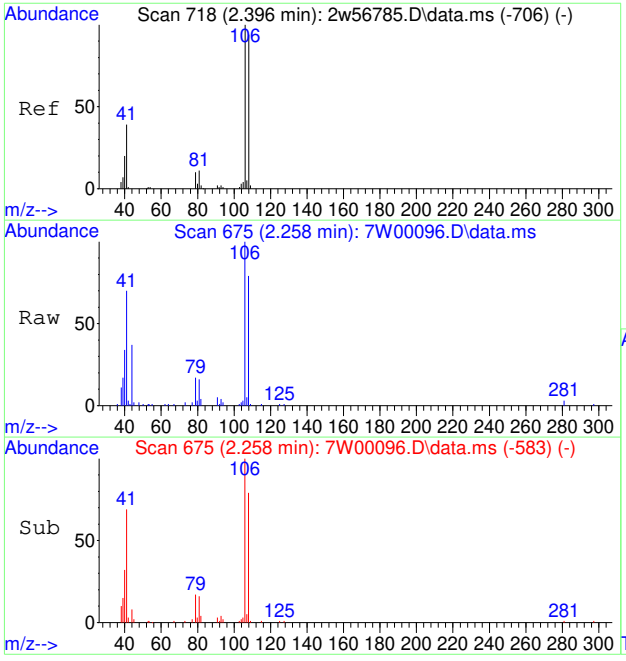

#29
BROMOETHENE
Concen: 0.58 PPBV
RT: 2.258 min Scan# 675
Delta R.T. -0.003 min
Lab File: 7W00096.D
Acq: 30 Nov 2022 1:09 pm

Tgt Ion:106 Resp: 6472

Ion	Ratio	Lower	Upper
106	100		
108	86.8	75.7	113.5
81	19.0	8.3	12.5#

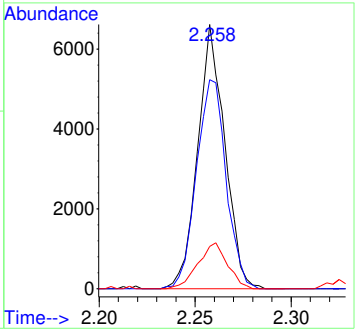

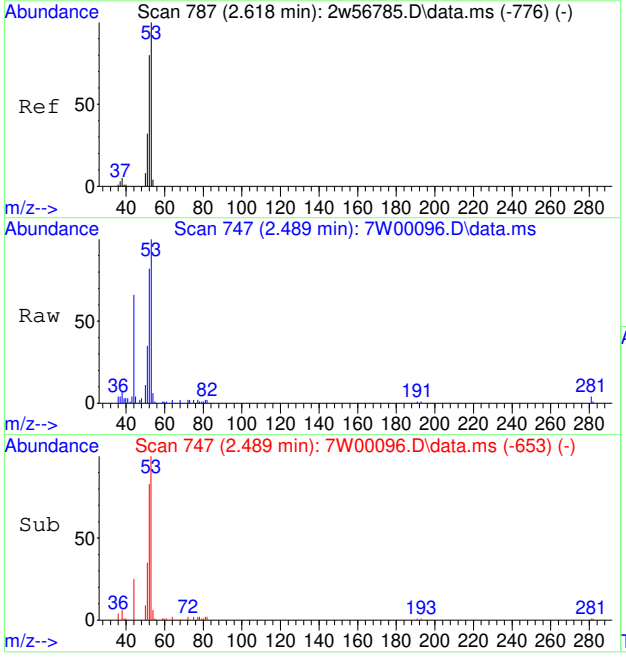

#30
ACRYLONITRILE
Concen: 0.54 PPBV
RT: 2.489 min Scan# 747
Delta R.T. 0.003 min
Lab File: 7W00096.D
Acq: 30 Nov 2022 1:09 pm

Tgt Ion: 52 Resp: 5107

Ion	Ratio	Lower	Upper
52	100		
53	122.0	102.0	153.0
51	46.6	34.8	52.2

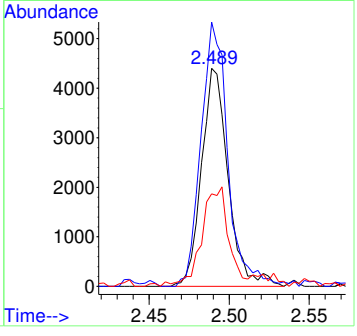

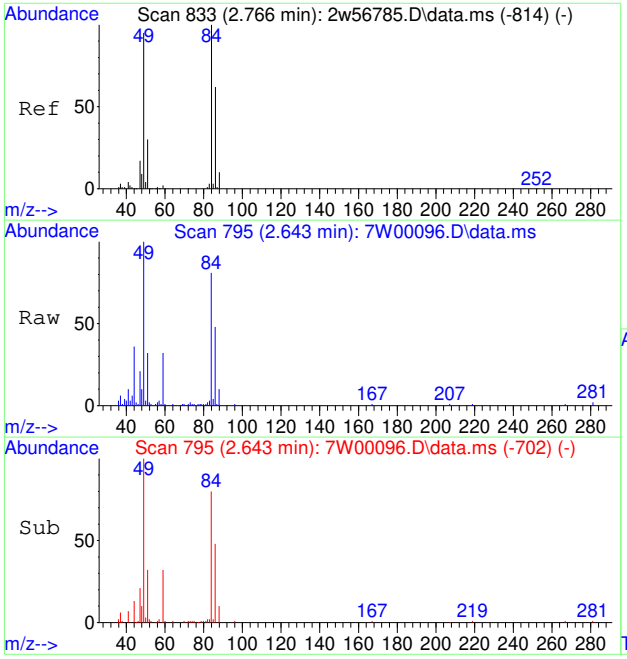

#31
METHYLENE CHLORIDE
Concen: 0.76 PPBV
RT: 2.643 min Scan# 795
Delta R.T. -0.000 min
Lab File: 7W00096.D
Acq: 30 Nov 2022 1:09 pm

Tgt Ion: 84 Resp: 8499

Ion	Ratio	Lower	Upper
84	100		
86	63.4	50.9	76.3
49	130.3	78.6	118.0#

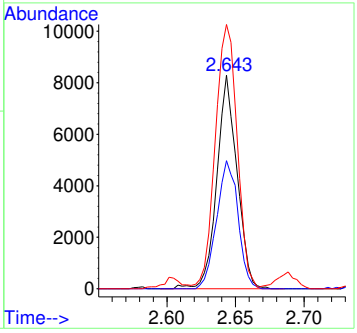

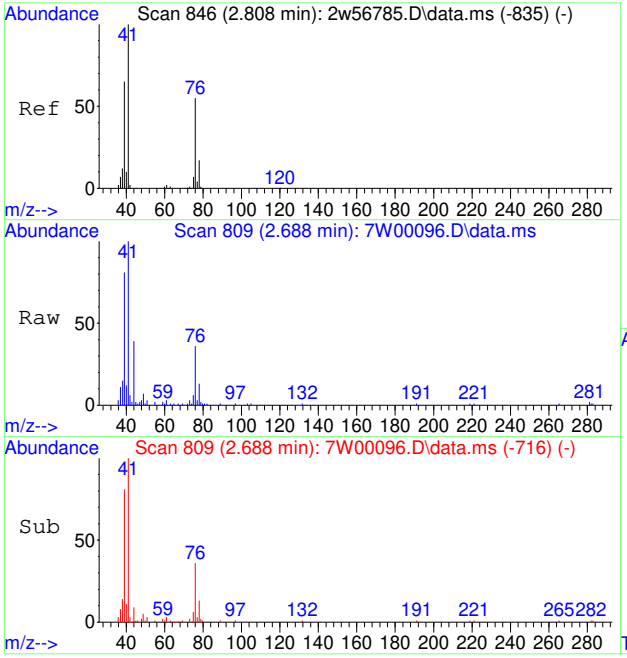

#32
3-CHLOROPROPENE
Concen: 0.72 PPBV
RT: 2.688 min Scan# 809
Delta R.T. -0.000 min
Lab File: 7W00096.D
Acq: 30 Nov 2022 1:09 pm

Tgt Ion: 76 Resp: 3669

Ion	Ratio	Lower	Upper
76	100		
41	256.3	147.9	221.9#
39	208.1	94.6	141.8#
78	35.6	25.9	38.9

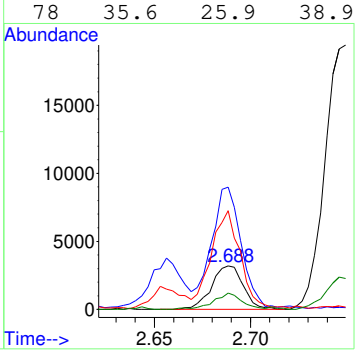

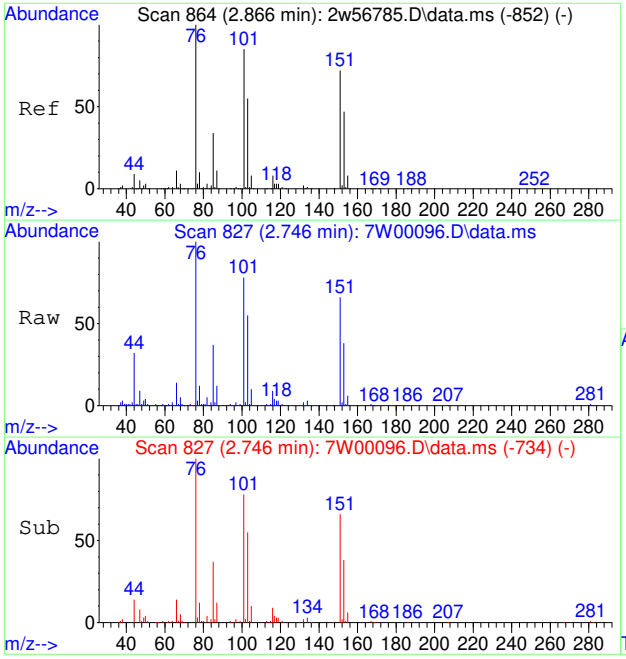

#33
FREON 113
Concen: 0.74 PPBV
RT: 2.746 min Scan# 827
Delta R.T. -0.000 min
Lab File: 7W00096.D
Acq: 30 Nov 2022 1:09 pm

Tgt Ion:151 Resp: 13694

Ion	Ratio	Lower	Upper
151	100		
101	123.2	94.8	142.2
103	83.0	61.0	91.4

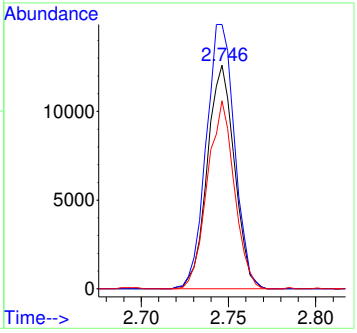

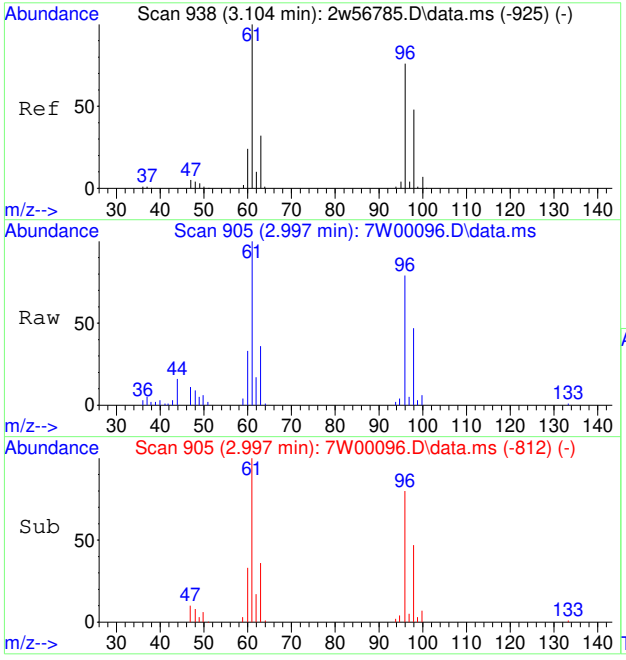

#34
TRANS-1,2-DICHLOROETHENE
Concen: 0.53 PPBV
RT: 2.997 min Scan# 905
Delta R.T. -0.000 min
Lab File: 7W00096.D
Acq: 30 Nov 2022 1:09 pm

Tgt Ion: 96 Resp: 5965

Ion	Ratio	Lower	Upper
96	100		
61	121.8	104.3	156.5
98	58.9	50.6	76.0

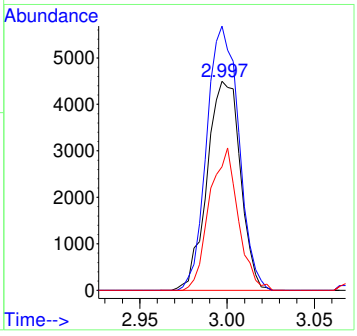

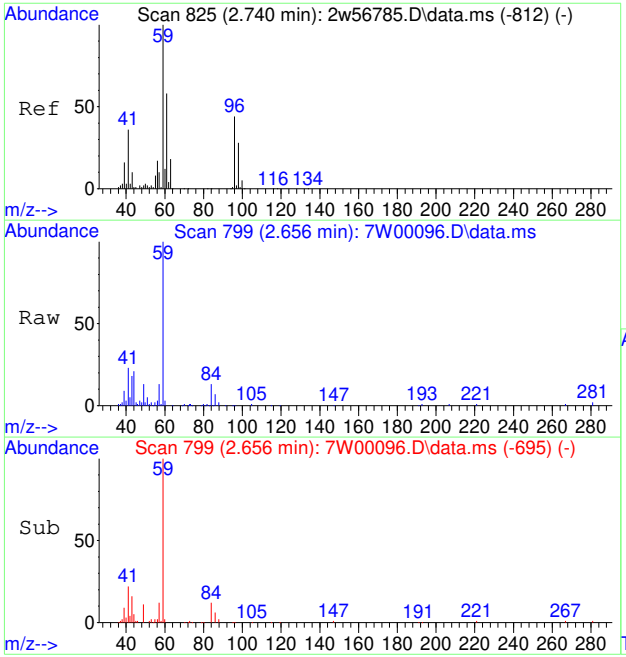

#35
TERTIARY BUTYL ALCOHOL
Concen: 0.71 PPBV m
RT: 2.656 min Scan# 799
Delta R.T. 0.035 min
Lab File: 7W00096.D
Acq: 30 Nov 2022 1:09 pm

Tgt Ion: 59 Resp: 19286

Ion	Ratio	Lower	Upper
59	100		
41	0.0	29.9	44.9#
43	0.0	8.9	13.3#

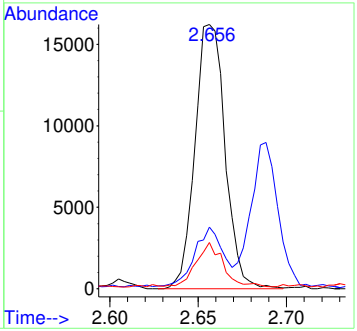

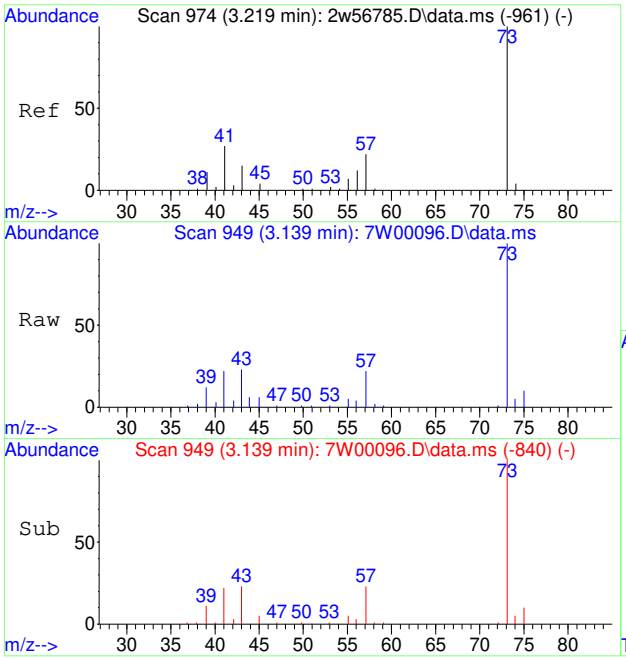

#36
METHYL TERTIARY BUTYL ETHER
Concen: 0.51 PPBV
RT: 3.139 min Scan# 949
Delta R.T. 0.019 min
Lab File: 7W00096.D
Acq: 30 Nov 2022 1:09 pm

Tgt Ion: 73 Resp: 16371

Ion	Ratio	Lower	Upper
73	100		
45	8.1	3.2	4.8#

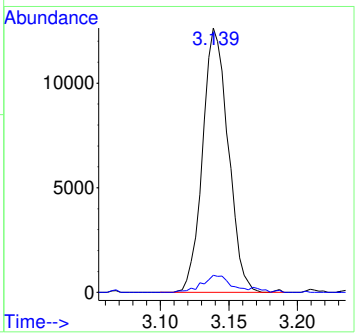

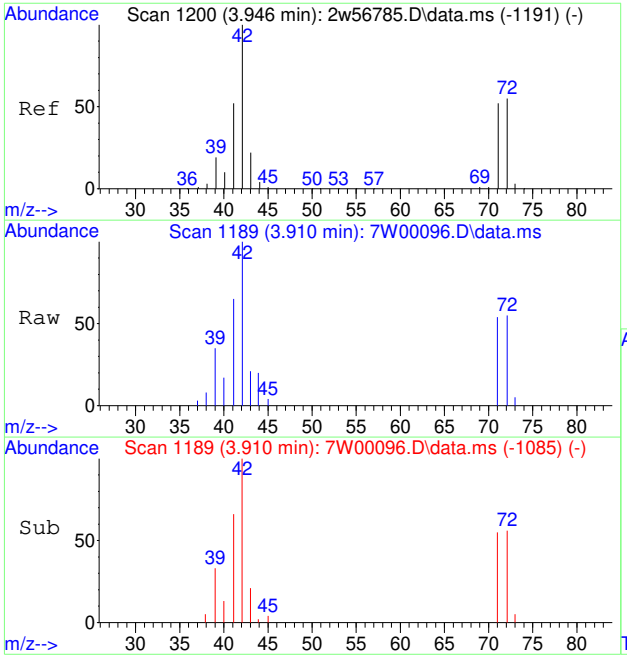

#37
TETRAHYDROFURAN
Concen: 0.53 PPBV
RT: 3.910 min Scan# 1189
Delta R.T. 0.035 min
Lab File: 7W00096.D
Acq: 30 Nov 2022 1:09 pm

Tgt Ion: 72 Resp: 2692

Ion	Ratio	Lower	Upper
72	100		
42	213.8	149.0	223.6
71	100.7	74.5	111.7

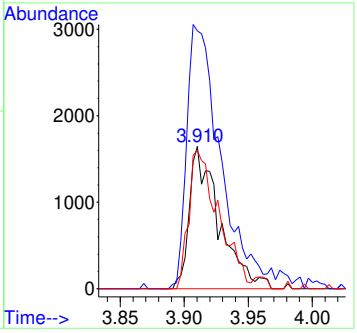

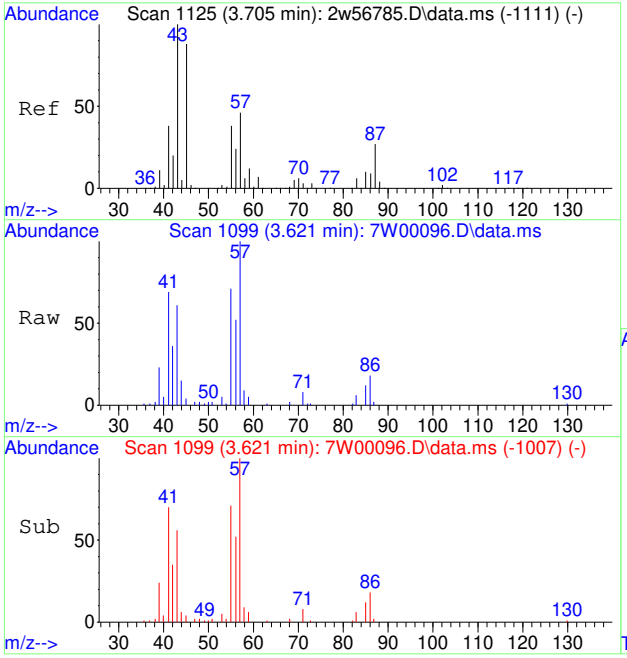

#38
HEXANE
Concen: 0.39 PPBV
RT: 3.621 min Scan# 1099
Delta R.T. -0.003 min
Lab File: 7W00096.D
Acq: 30 Nov 2022 1:09 pm

Tgt Ion: 57 Resp: 8014

Ion	Ratio	Lower	Upper
57	100		
56	56.1	42.0	63.0
41	121.5	66.2	99.2#

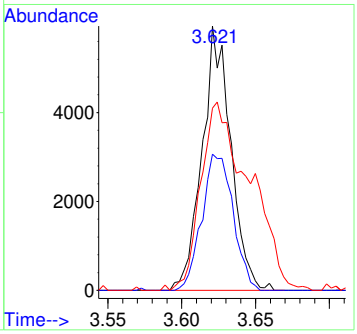

7.7.26

7

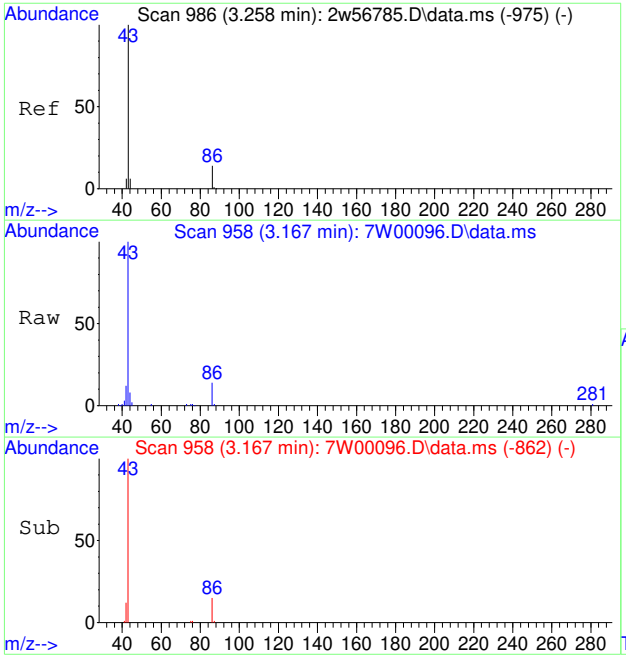

#39
VINYL ACETATE
Concen: 0.90 PPBV
RT: 3.167 min Scan# 958
Delta R.T. 0.010 min
Lab File: 7W00096.D
Acq: 30 Nov 2022 1:09 pm

Tgt Ion: 86 Resp: 1678

Ion	Ratio	Lower	Upper
86	100		
43	1079.6	626.3	939.5#
44	59.6	34.5	51.7#

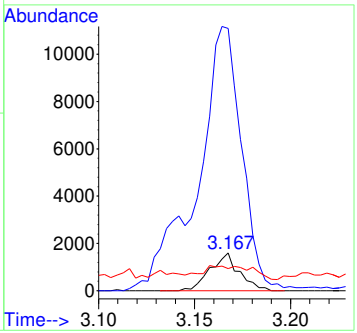

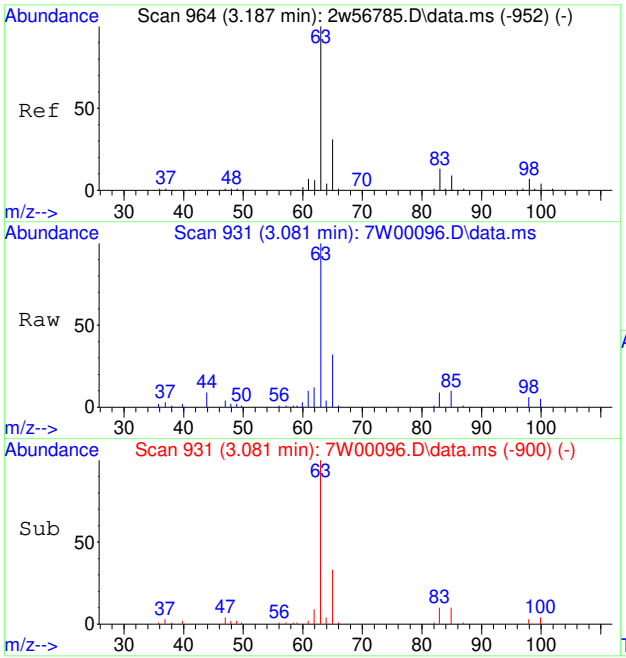

#40
1,1-DICHLOROETHANE
Concen: 0.44 PPBV
RT: 3.081 min Scan# 931
Delta R.T. -0.000 min
Lab File: 7W00096.D
Acq: 30 Nov 2022 1:09 pm

Tgt Ion: 63 Resp: 9384

Ion	Ratio	Lower	Upper
63	100		
65	31.5	25.3	37.9
83	13.8	10.6	16.0

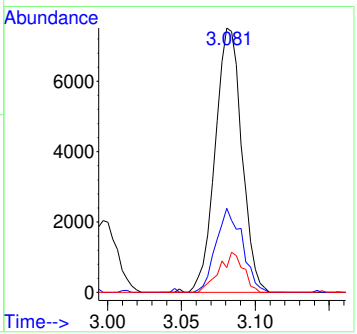

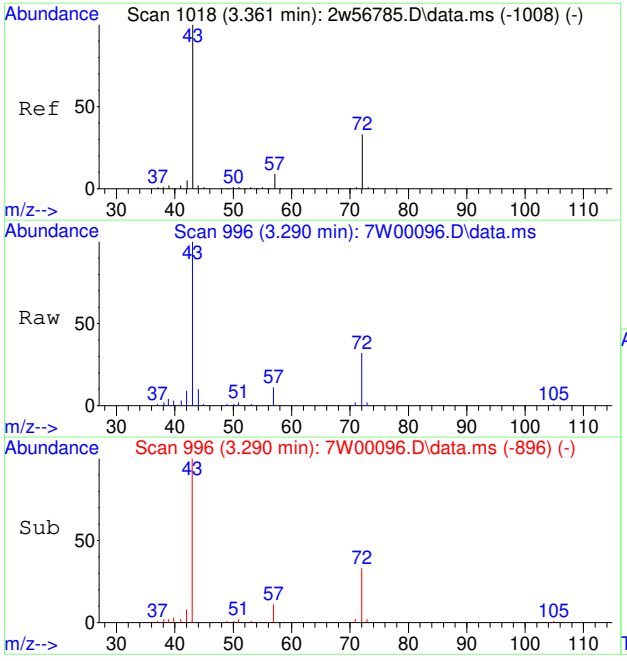

#41
METHYL ETHYL KETONE
Concen: 0.52 PPBV
RT: 3.290 min Scan# 996
Delta R.T. 0.022 min
Lab File: 7W00096.D
Acq: 30 Nov 2022 1:09 pm

Tgt Ion: 72 Resp: 2949

Ion	Ratio	Lower	Upper
72	100		
57	31.3	22.2	33.4
43	368.9	252.6	378.8

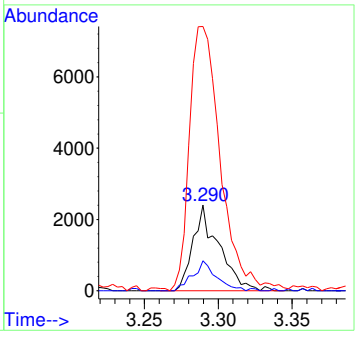

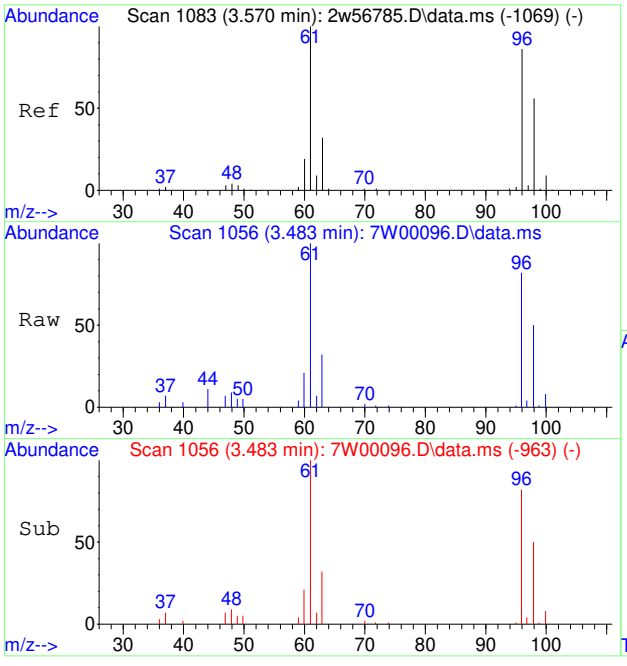

#42
CIS-1,2-DICHLOROETHENE
Concen: 0.56 PPBV
RT: 3.483 min Scan# 1056
Delta R.T. -0.000 min
Lab File: 7W00096.D
Acq: 30 Nov 2022 1:09 pm

Tgt Ion: 96 Resp: 6208

Ion	Ratio	Lower	Upper
96	100		
98	61.3	51.1	76.7
61	120.4	93.9	140.9

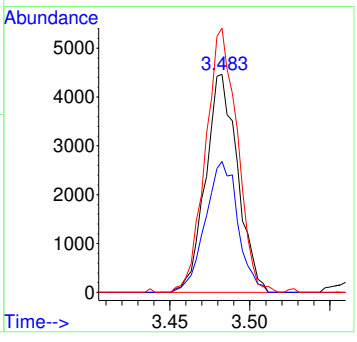

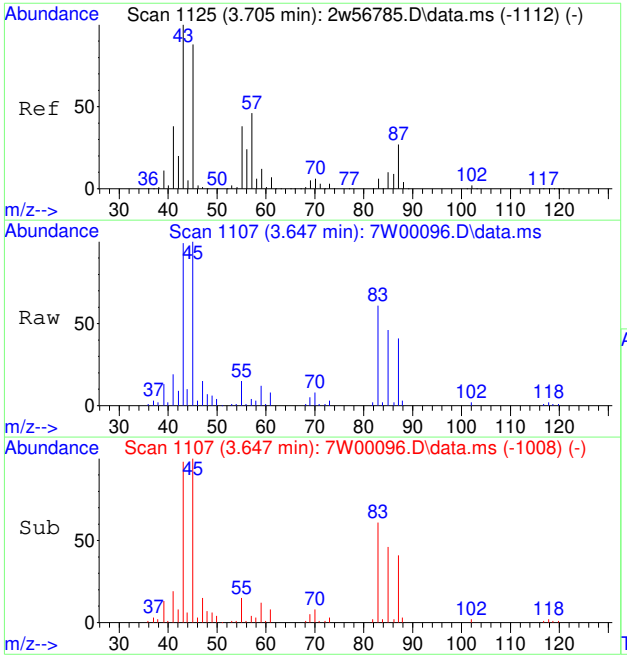

#43
DIISOPROPYL ETHER
Concen: 0.46 PPBV
RT: 3.647 min Scan# 1107
Delta R.T. 0.019 min
Lab File: 7W00096.D
Acq: 30 Nov 2022 1:09 pm

Tgt Ion: 59 Resp: 2699

Ion	Ratio	Lower	Upper
59	100		
45	709.7	539.8	809.8

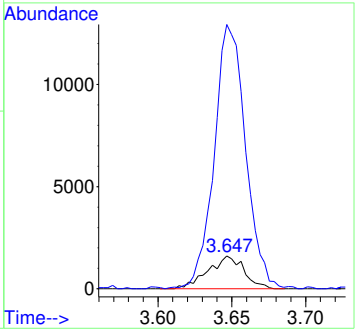

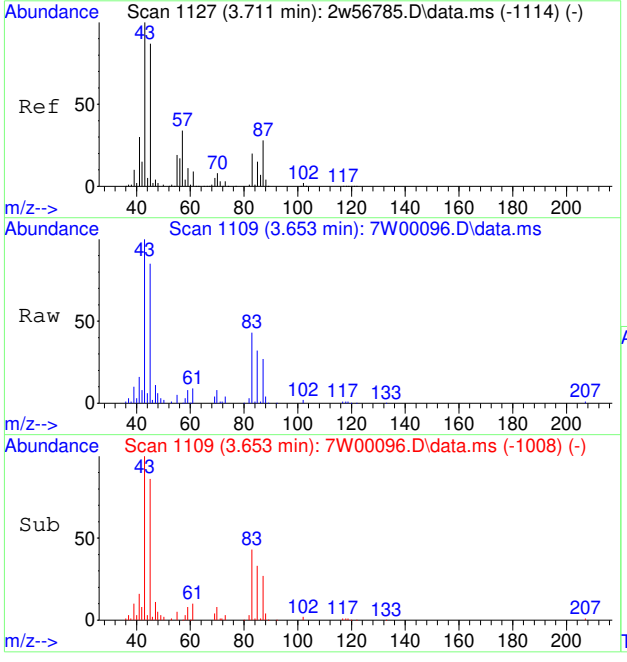

#44
ETHYL ACETATE
Concen: 0.45 PPBV
RT: 3.653 min Scan# 1109
Delta R.T. 0.026 min
Lab File: 7W00096.D
Acq: 30 Nov 2022 1:09 pm

Tgt Ion: 61 Resp: 1829

Ion	Ratio	Lower	Upper
61	100		
43	1447.9	986.2	1479.2
88	53.8	38.8	58.2

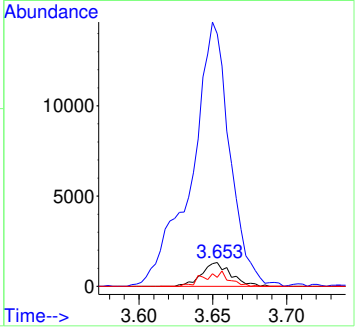

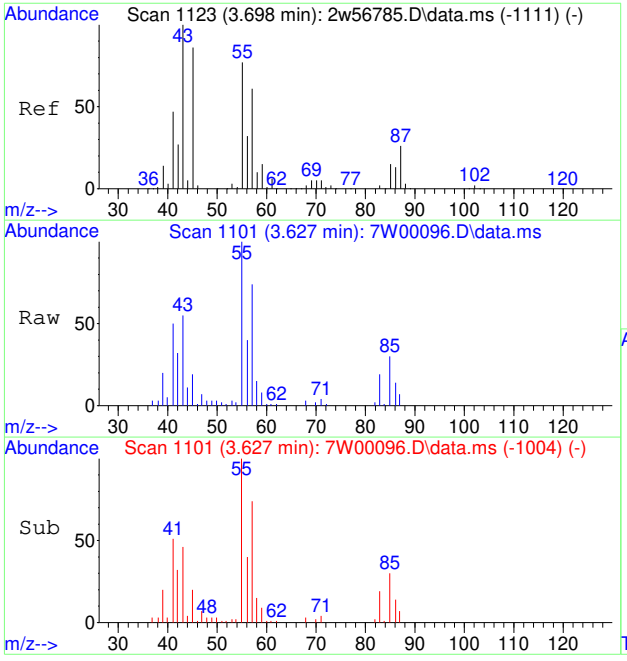

#45
METHYL ACRYLATE
Concen: 0.43 PPBV
RT: 3.627 min Scan# 1101
Delta R.T. 0.013 min
Lab File: 7W00096.D
Acq: 30 Nov 2022 1:09 pm

Tgt Ion: 55 Resp: 11070

Ion	Ratio	Lower	Upper
55	100		
85	89.1	0.0	0.0#
58	15.0	11.7	17.5

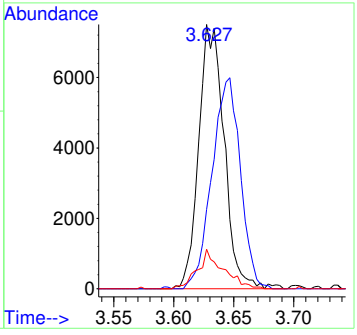

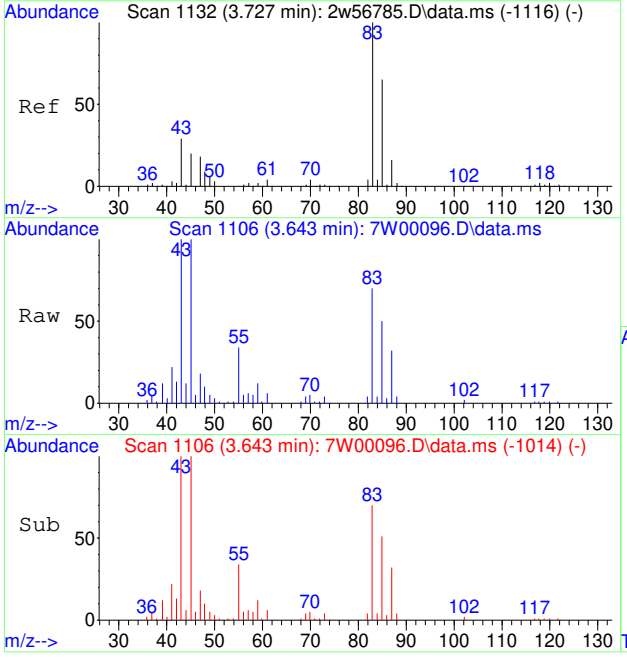

#46
CHLOROFORM
Concen: 0.50 PPBV
RT: 3.643 min Scan# 1106
Delta R.T. -0.003 min
Lab File: 7W00096.D
Acq: 30 Nov 2022 1:09 pm

Tgt Ion: 83 Resp: 11811

Ion	Ratio	Lower	Upper
83	100		
85	83.5	64.2	96.4
47	27.6	15.2	22.8#

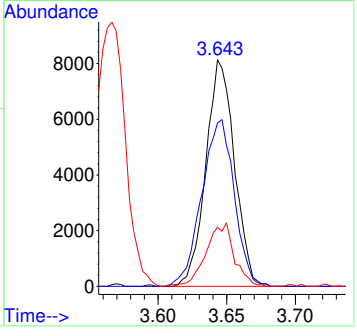

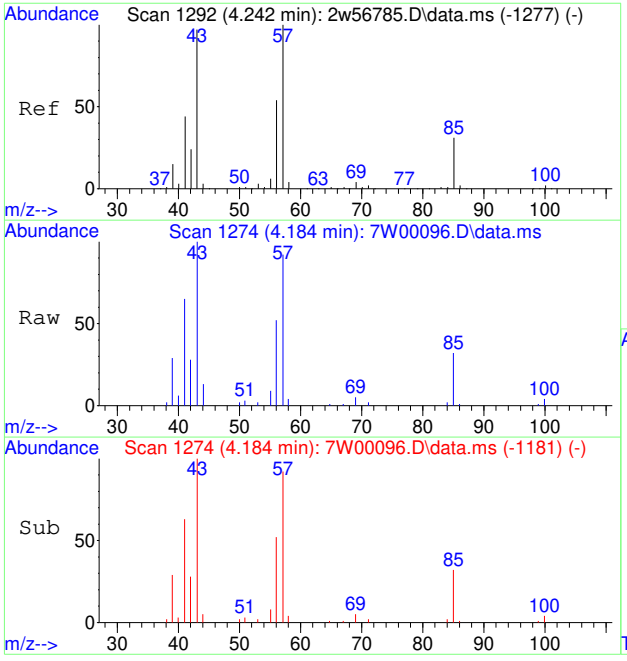

#47
2,4-DIMETHYLPENTANE
Concen: 0.41 PPBV
RT: 4.184 min Scan# 1274
Delta R.T. -0.000 min
Lab File: 7W00096.D
Acq: 30 Nov 2022 1:09 pm

Tgt Ion: 57 Resp: 9671

Ion	Ratio	Lower	Upper
57	100		
56	56.8	43.9	65.9
85	33.8	25.0	37.6

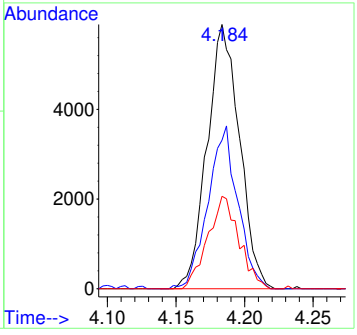

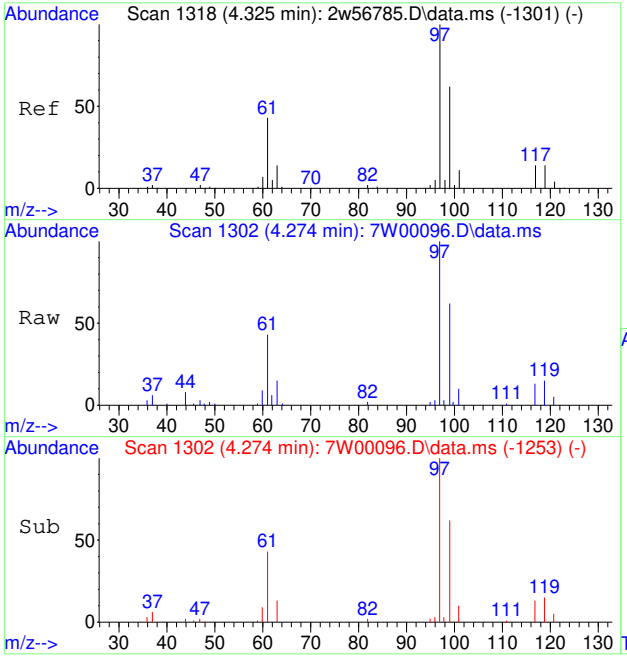

#48
1,1,1-TRICHLOROETHANE
Concen: 0.53 PPBV
RT: 4.274 min Scan# 1302
Delta R.T. 0.006 min
Lab File: 7W00096.D
Acq: 30 Nov 2022 1:09 pm

Tgt Ion: 97 Resp: 12016

Ion	Ratio	Lower	Upper
97	100		
99	62.5	50.8	76.2
61	43.6	34.8	52.2

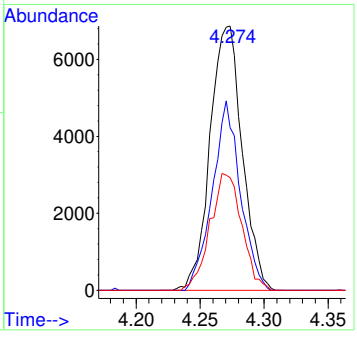

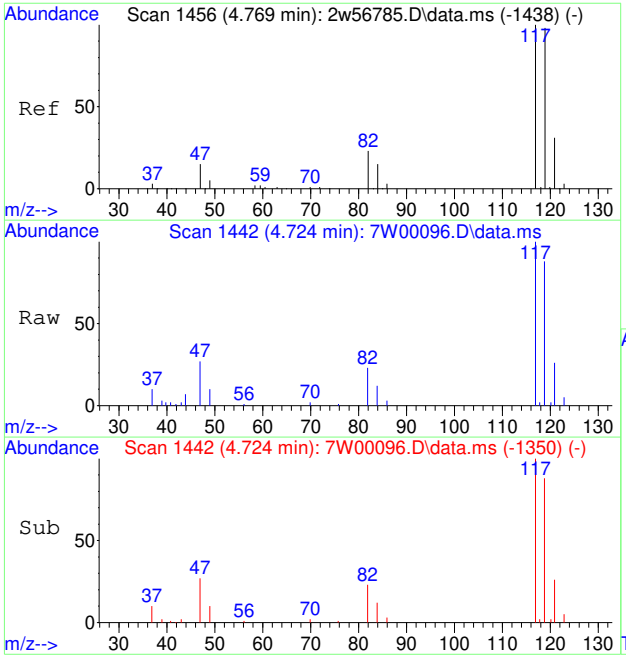

#49
CARBON TETRACHLORIDE
Concen: 0.48 PPBV
RT: 4.724 min Scan# 1442
Delta R.T. -0.003 min
Lab File: 7W00096.D
Acq: 30 Nov 2022 1:09 pm

Tgt Ion:117 Resp: 11988

Ion	Ratio	Lower	Upper
117	100		
119	94.8	77.5	116.3
121	31.3	24.9	37.3

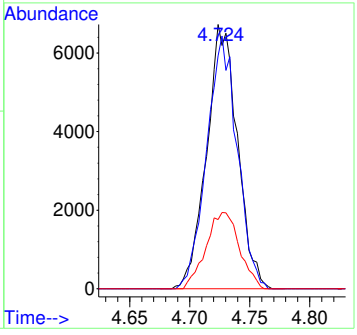

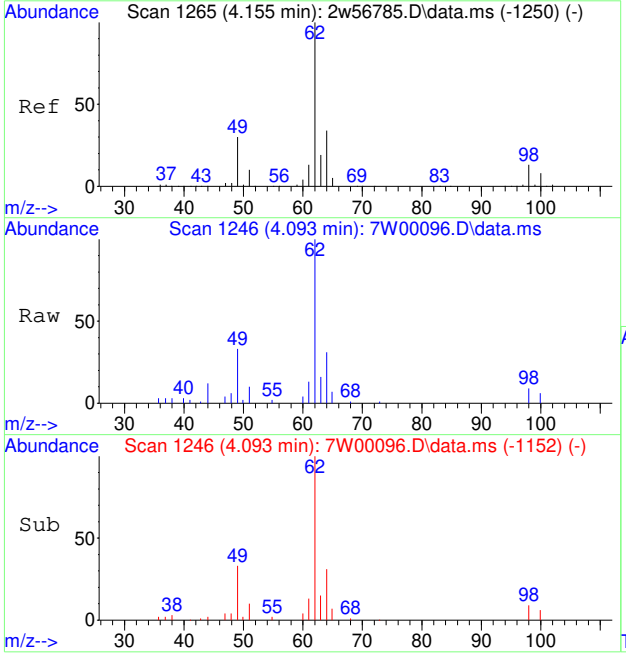

#50
1,2-DICHLOROETHANE
Concen: 0.48 PPBV
RT: 4.093 min Scan# 1246
Delta R.T. 0.003 min
Lab File: 7W00096.D
Acq: 30 Nov 2022 1:09 pm

Tgt Ion: 62 Resp: 8216

Ion	Ratio	Lower	Upper
62	100		
64	34.2	26.6	40.0
98	9.7	10.1	15.1#

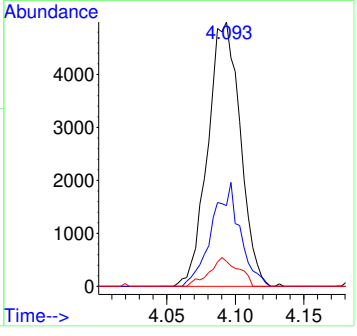

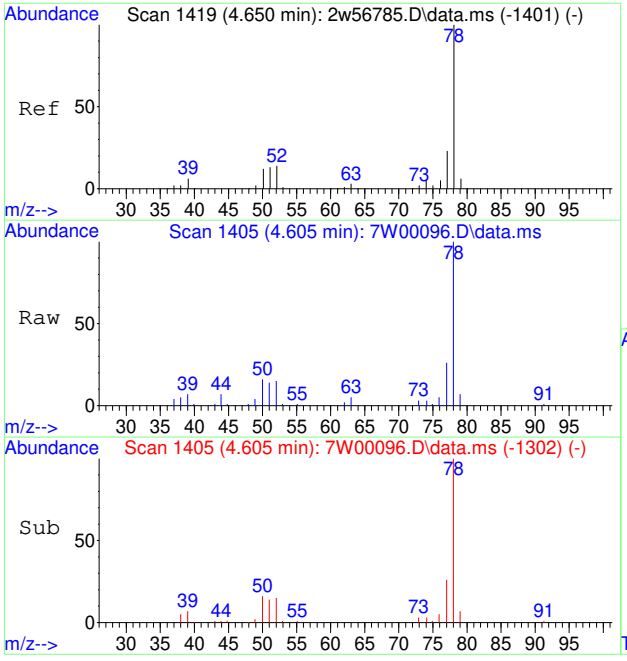

#51
BENZENE
Concen: 0.50 PPBV
RT: 4.605 min Scan# 1405
Delta R.T. -0.000 min
Lab File: 7W00096.D
Acq: 30 Nov 2022 1:09 pm

Tgt Ion: 78 Resp: 16849

Ion	Ratio	Lower	Upper
78	100		
52	15.8	0.0	34.0
51	17.7	0.0	33.5

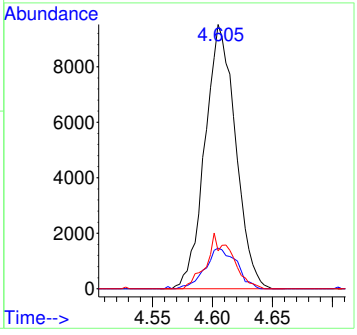

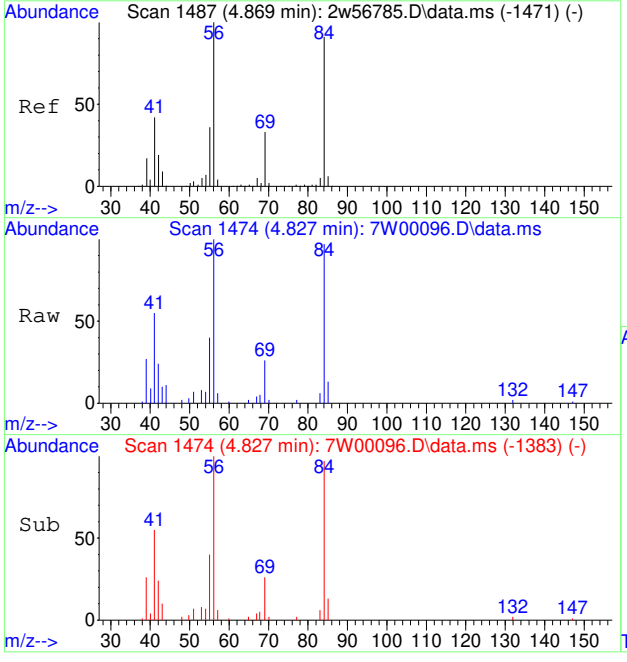

#53
CYCLOHEXANE
Concen: 0.56 PPBV
RT: 4.827 min Scan# 1474
Delta R.T. -0.007 min
Lab File: 7W00096.D
Acq: 30 Nov 2022 1:09 pm

Tgt Ion: 84 Resp: 7167

Ion	Ratio	Lower	Upper
84	100		
69	36.5	28.2	42.2
56	118.8	88.1	132.1

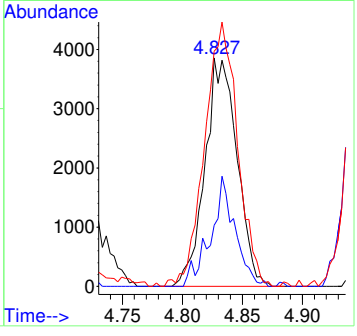

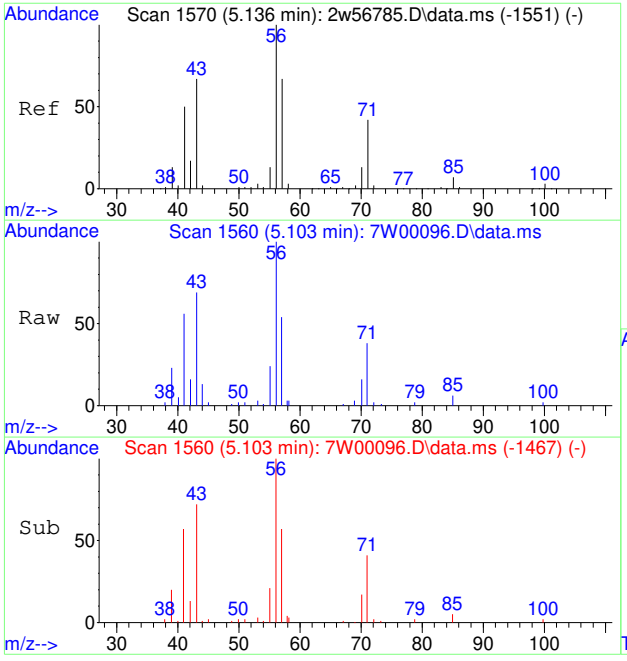

#54
2,3-DIMETHYLPENTANE
Concen: 0.56 PPBV
RT: 5.103 min Scan# 1560
Delta R.T. -0.000 min
Lab File: 7W00096.D
Acq: 30 Nov 2022 1:09 pm

Tgt Ion: 71 Resp: 3920

Ion	Ratio	Lower	Upper
71	100		
56	243.0	188.6	283.0
85	18.6	13.4	20.0

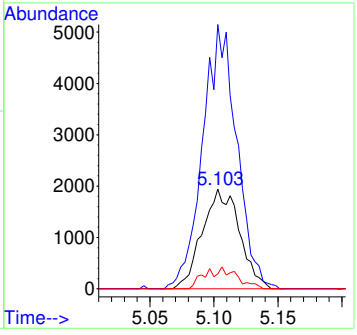

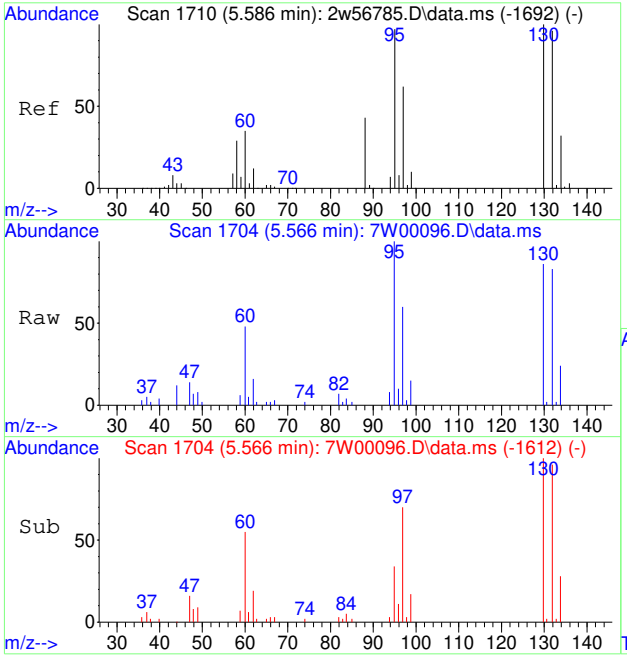

#55
TRICHLOROETHENE
Concen: 0.51 PPBV
RT: 5.566 min Scan# 1704
Delta R.T. -0.003 min
Lab File: 7W00096.D
Acq: 30 Nov 2022 1:09 pm

Tgt Ion: 95 Resp: 7877

Ion	Ratio	Lower	Upper
95	100		
130	100.4	83.2	124.8
132	103.4	79.8	119.6
97	65.8	51.3	76.9

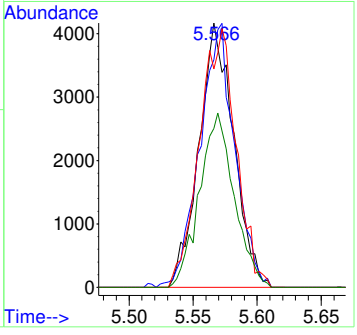

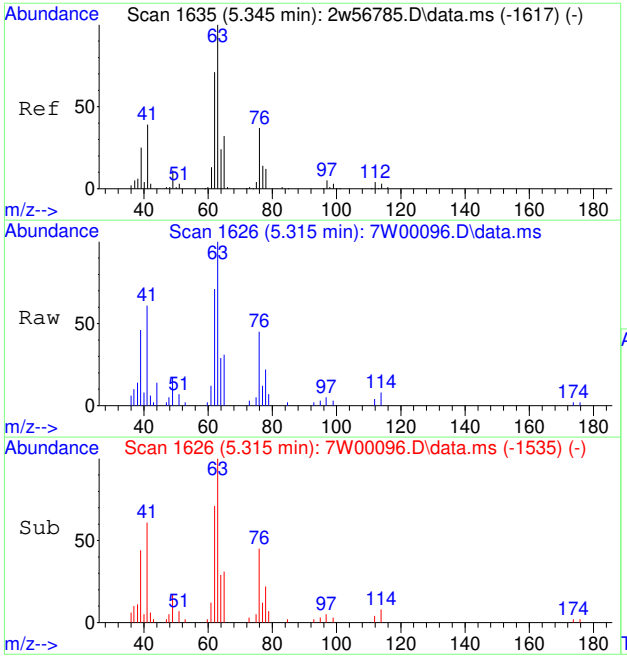

#56
1,2-DICHLOROPROPANE
Concen: 0.50 PPBV
RT: 5.315 min Scan# 1626
Delta R.T. -0.007 min
Lab File: 7W00096.D
Acq: 30 Nov 2022 1:09 pm

Tgt Ion: 63 Resp: 6278

Ion	Ratio	Lower	Upper
63	100		
65	29.3	25.0	37.6
76	45.4	29.3	43.9#

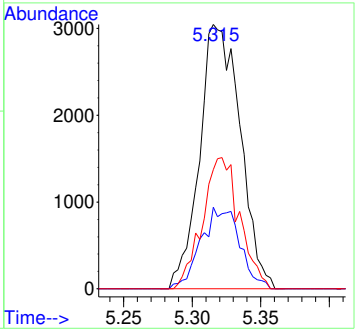

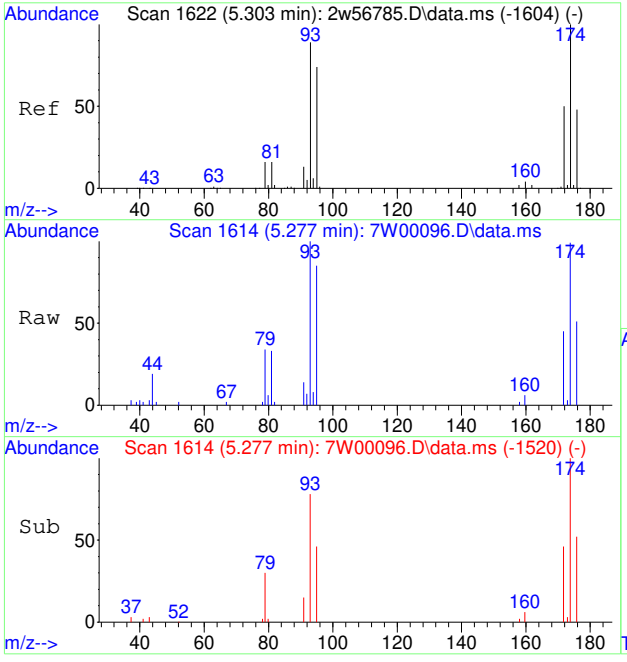

#57
DIBROMOMETHANE
Concen: 0.50 PPBV
RT: 5.277 min Scan# 1614
Delta R.T. 0.003 min
Lab File: 7W00096.D
Acq: 30 Nov 2022 1:09 pm

Tgt Ion:174 Resp: 6978

Ion	Ratio	Lower	Upper
174	100		
93	107.5	71.9	107.9
95	91.4	60.4	90.6#
172	50.0	41.0	61.6

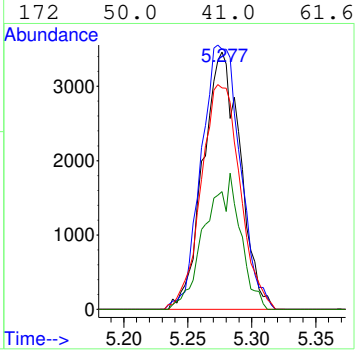

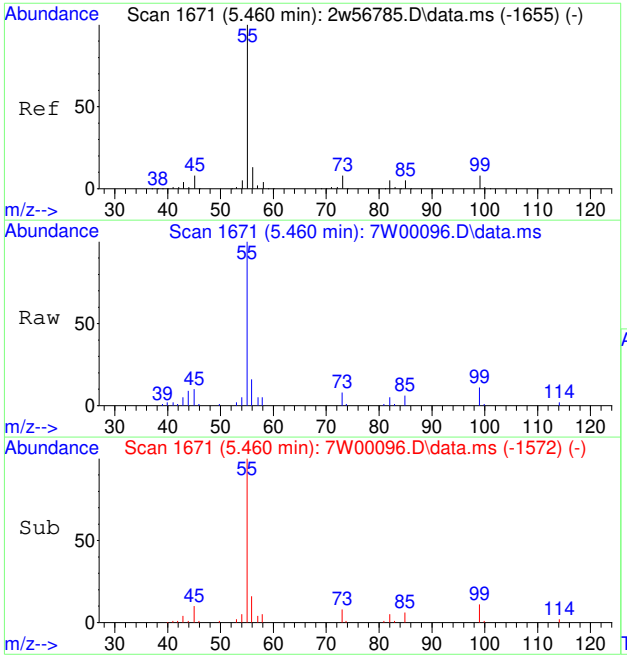

#58
ETHYL ACRYLATE
Concen: 0.48 PPBV
RT: 5.460 min Scan# 1671
Delta R.T. 0.019 min
Lab File: 7W00096.D
Acq: 30 Nov 2022 1:09 pm

Tgt Ion: 55 Resp: 12629

Ion	Ratio	Lower	Upper
55	100		
56	14.2	10.0	15.0
45	10.2	6.8	10.2#
99	7.7	6.6	9.8

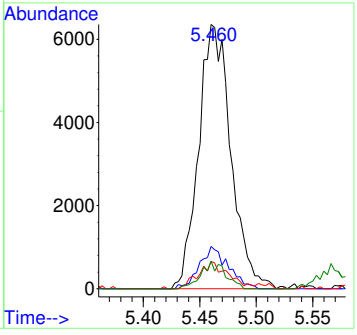

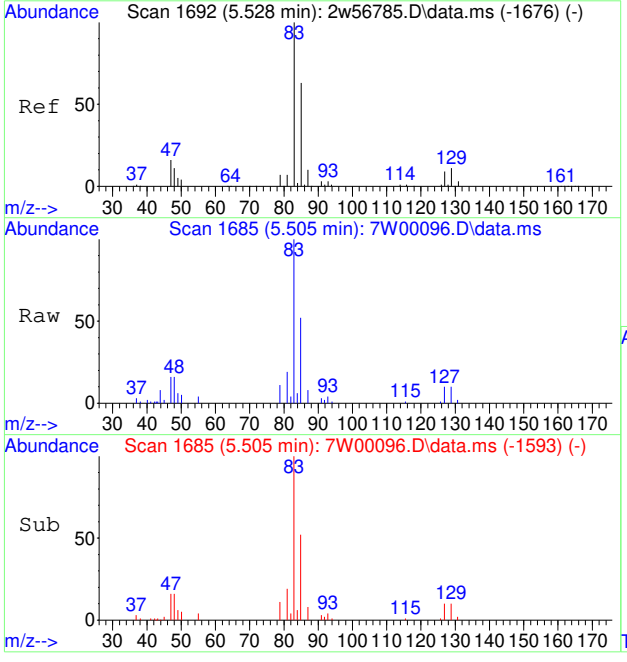

#59
BROMODICHLOROMETHANE
Concen: 0.51 PPBV
RT: 5.505 min Scan# 1685
Delta R.T. -0.003 min
Lab File: 7W00096.D
Acq: 30 Nov 2022 1:09 pm

Tgt Ion: 83 Resp: 11896

Ion	Ratio	Lower	Upper
83	100		
85	70.4	51.8	77.8

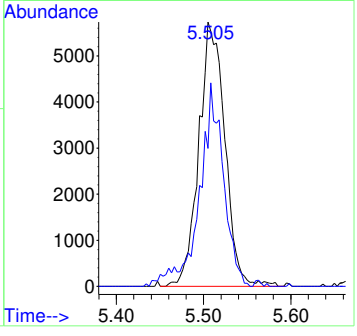

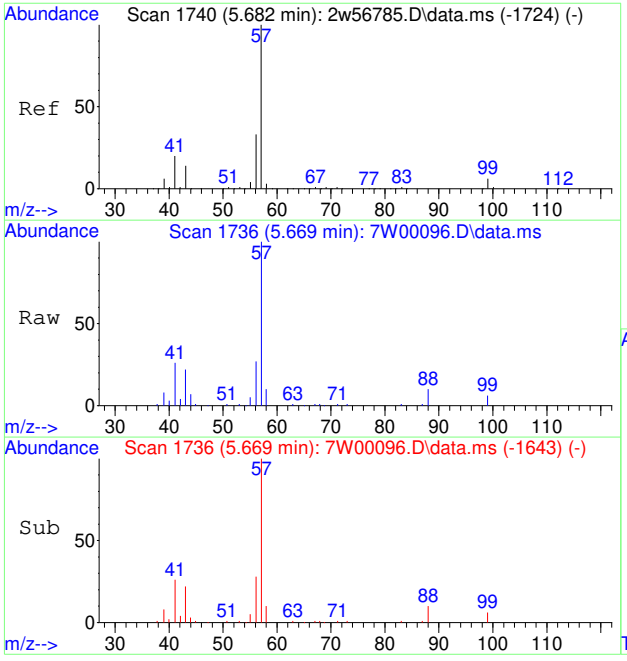

#60
2,2,4-TRIMETHYLPENTANE
Concen: 0.49 PPBV
RT: 5.669 min Scan# 1736
Delta R.T. -0.000 min
Lab File: 7W00096.D
Acq: 30 Nov 2022 1:09 pm

Tgt Ion: 57 Resp: 27341

Ion	Ratio	Lower	Upper
57	100		
56	31.7	26.3	39.5
99	6.2	5.0	7.6

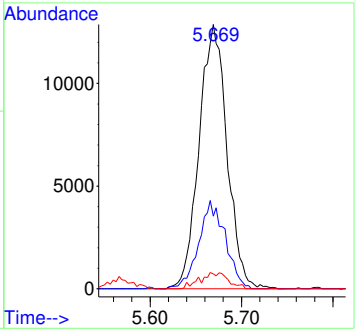

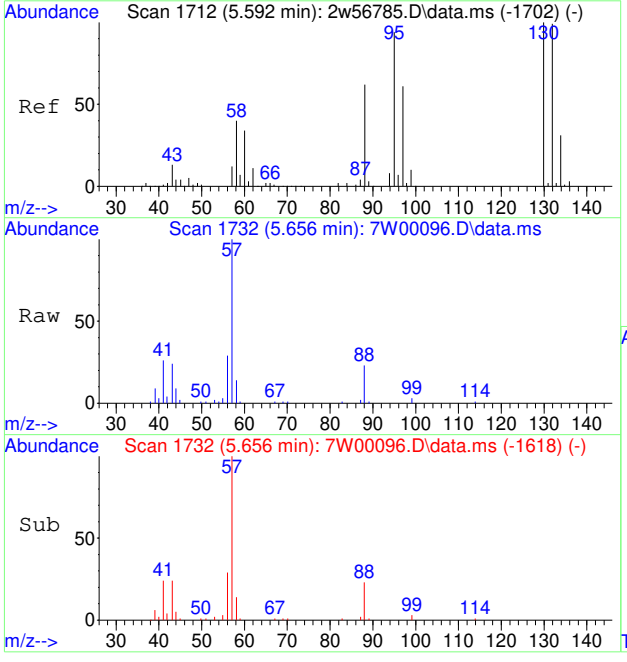

#61
1,4-DIOXANE
Concen: 0.65 PPBV
RT: 5.656 min Scan# 1732
Delta R.T. 0.067 min
Lab File: 7W00096.D
Acq: 30 Nov 2022 1:09 pm

Tgt Ion: 88 Resp: 4788

Ion	Ratio	Lower	Upper
88	100		
57	571.1	15.0	22.4#
58	84.1	50.1	75.1#
43	132.5	15.4	23.0#

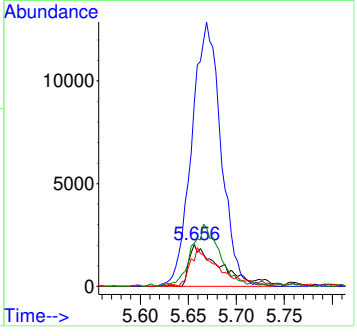

7.7.26

7

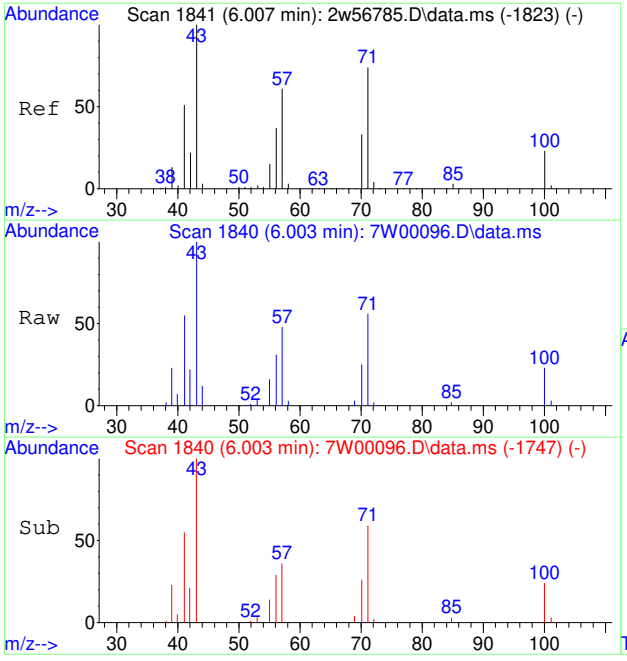

#62
HEPTANE
Concen: 0.46 PPBV
RT: 6.003 min Scan# 1840
Delta R.T. -0.000 min
Lab File: 7W00096.D
Acq: 30 Nov 2022 1:09 pm

Tgt Ion: 43 Resp: 9247

Ion	Ratio	Lower	Upper
43	100		
71	63.3	60.6	90.8
57	56.1	50.2	75.4

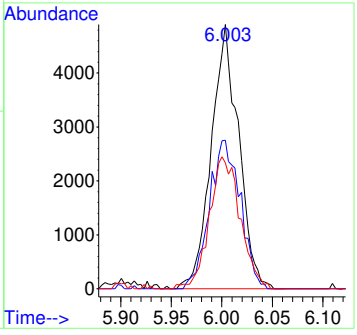

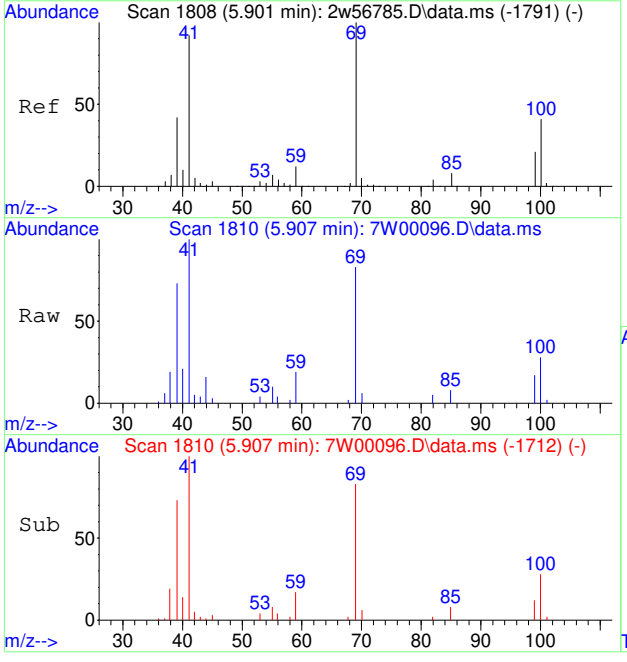

#63
METHYL METHACRYLATE
Concen: 0.56 PPBV
RT: 5.907 min Scan# 1810
Delta R.T. 0.016 min
Lab File: 7W00096.D
Acq: 30 Nov 2022 1:09 pm

Tgt Ion: 69 Resp: 6399

Ion	Ratio	Lower	Upper
69	100		
41	119.5	74.2	111.4#
100	38.8	32.2	48.4

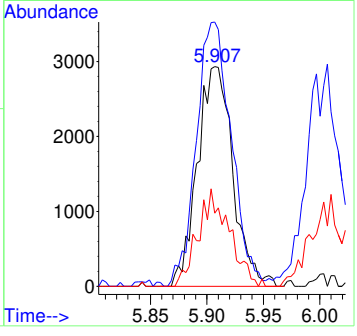

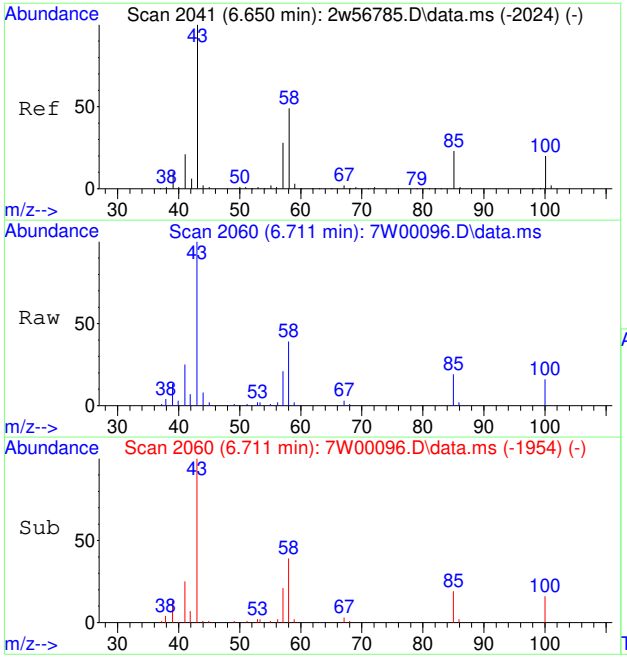

#64
METHYL ISOBUTYL KETONE
Concen: 0.55 PPBV
RT: 6.711 min Scan# 2060
Delta R.T. 0.042 min
Lab File: 7W00096.D
Acq: 30 Nov 2022 1:09 pm

Tgt Ion: 58 Resp: 5885

Ion	Ratio	Lower	Upper
58	100		
43	254.5	168.2	252.4#
100	40.3	33.6	50.4
85	50.2	36.7	55.1

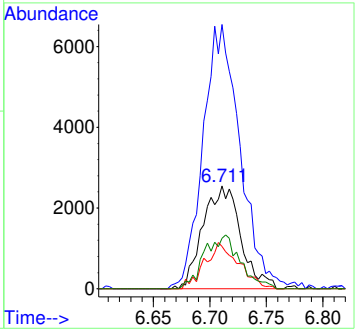

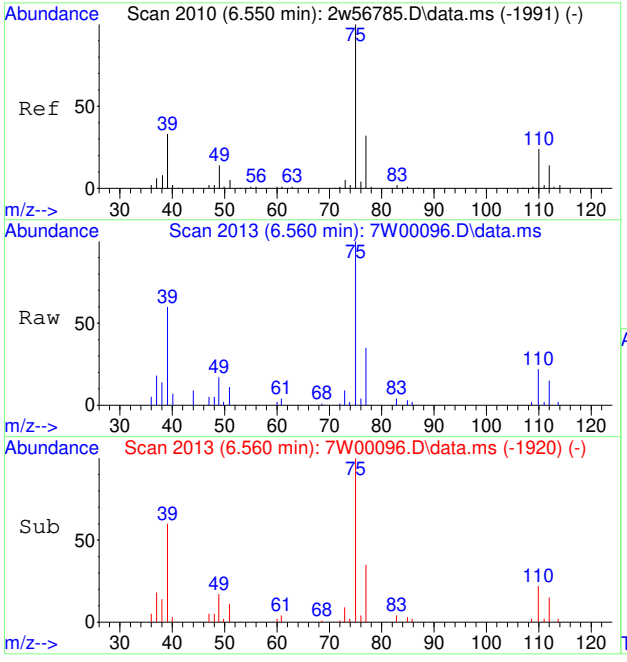

#65
CIS-1,3-DICHLOROPROPENE
Concen: 0.51 PPBV
RT: 6.560 min Scan# 2013
Delta R.T. -0.000 min
Lab File: 7W00096.D
Acq: 30 Nov 2022 1:09 pm

Tgt Ion: 75 Resp: 8460

Ion	Ratio	Lower	Upper
75	100		
77	31.3	25.5	38.3
39	56.7	26.2	39.4#

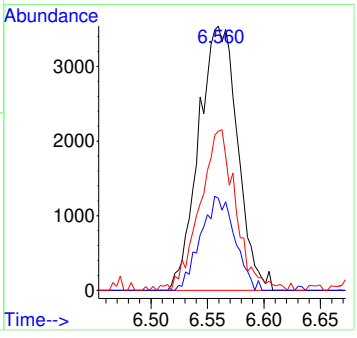

7.7.26

7

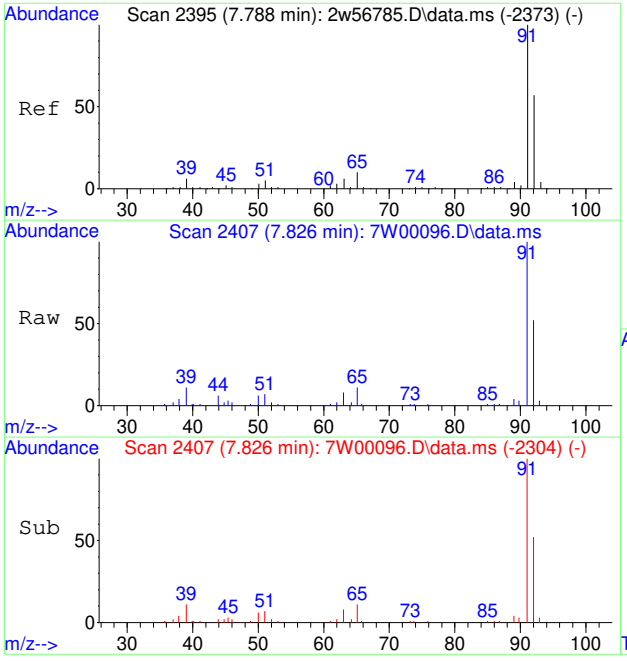

#66
TOLUENE
Concen: 0.56 PPBV
RT: 7.826 min Scan# 2407
Delta R.T. -0.000 min
Lab File: 7W00096.D
Acq: 30 Nov 2022 1:09 pm

Tgt Ion: 91 Resp: 21856

Ion	Ratio	Lower	Upper
91	100		
92	59.2	38.9	78.9

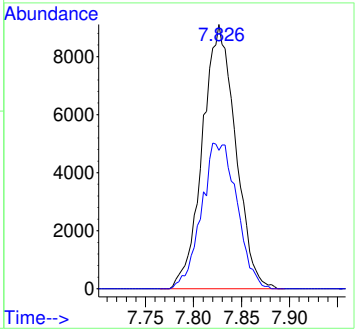

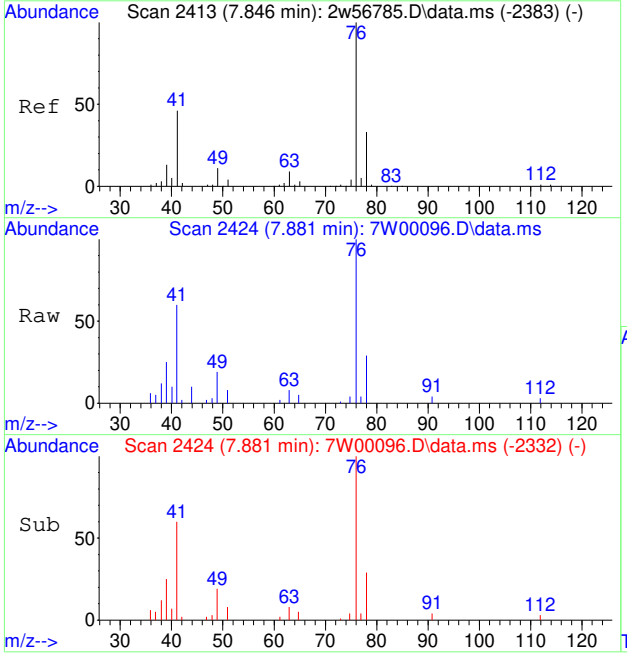

#67
1,3-DICHLOROPROPANE
Concen: 0.54 PPBV
RT: 7.881 min Scan# 2424
Delta R.T. -0.003 min
Lab File: 7W00096.D
Acq: 30 Nov 2022 1:09 pm

Tgt Ion: 76 Resp: 10277

Ion	Ratio	Lower	Upper
76	100		
78	32.7	26.0	39.0
63	11.6	7.5	11.3#

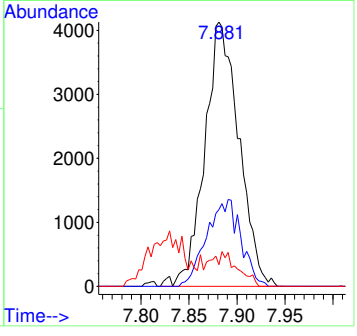

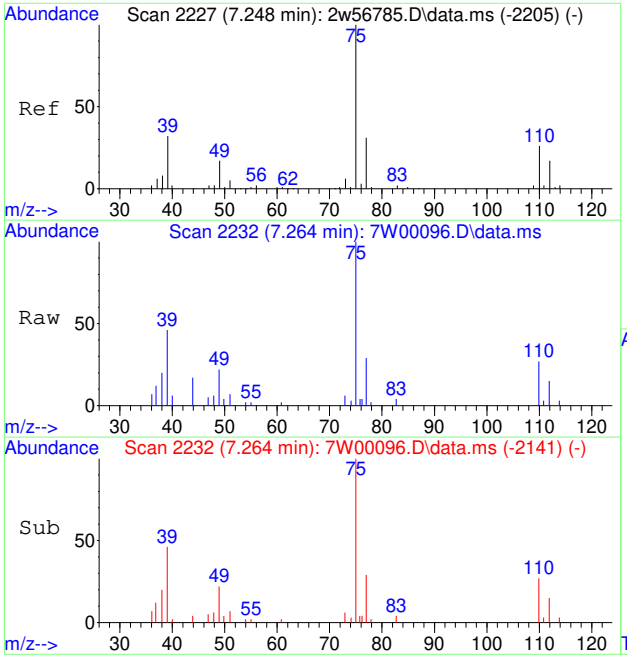

#68
TRANS-1,3-DICHLOROPROPENE
Concen: 0.53 PPBV
RT: 7.264 min Scan# 2232
Delta R.T. -0.007 min
Lab File: 7W00096.D
Acq: 30 Nov 2022 1:09 pm

Tgt Ion: 75 Resp: 7685

Ion	Ratio	Lower	Upper
75	100		
77	32.7	25.8	38.6
39	59.3	26.2	39.4#

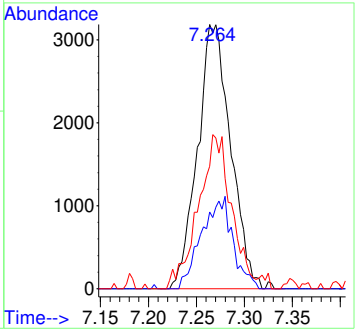

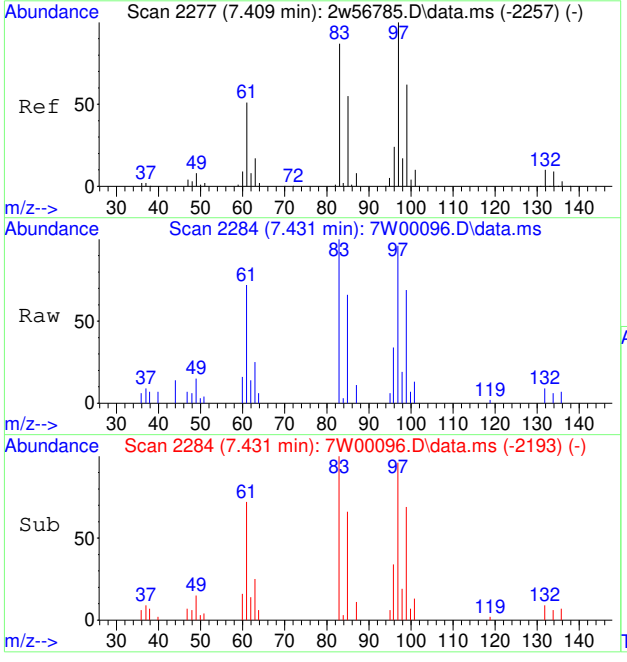

#69
1,1,2-TRICHLOROETHANE
Concen: 0.53 PPBV
RT: 7.431 min Scan# 2284
Delta R.T. -0.007 min
Lab File: 7W00096.D
Acq: 30 Nov 2022 1:09 pm

Tgt Ion: 83 Resp: 6017

Ion	Ratio	Lower	Upper
83	100		
97	119.6	93.1	139.7
85	68.4	51.0	76.6

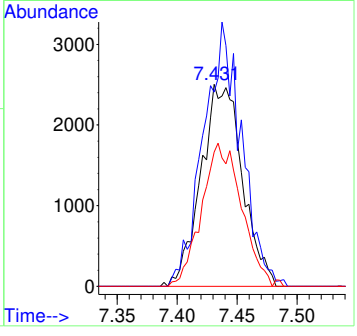

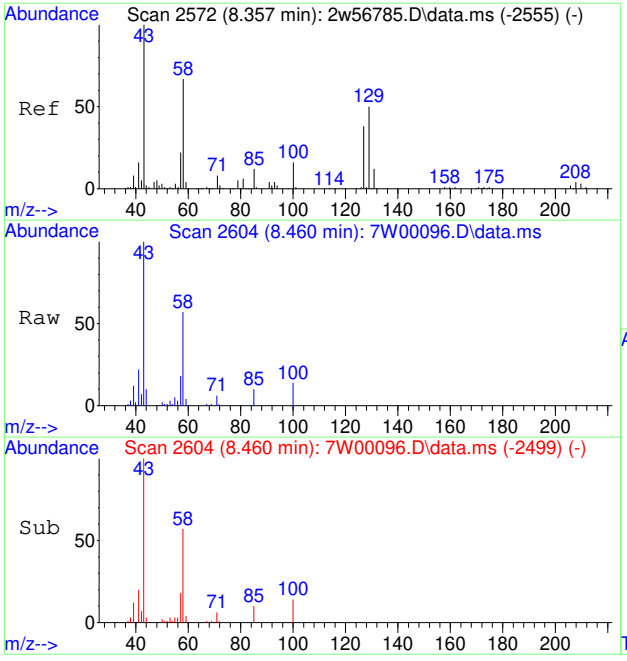

#70
2-HEXANONE
Concen: 0.57 PPBV
RT: 8.460 min Scan# 2604
Delta R.T. 0.038 min
Lab File: 7W00096.D
Acq: 30 Nov 2022 1:09 pm

Tgt Ion: 58 Resp: 8186

Ion	Ratio	Lower	Upper
58	100		
43	182.0	120.6	181.0#
100	23.7	19.3	28.9

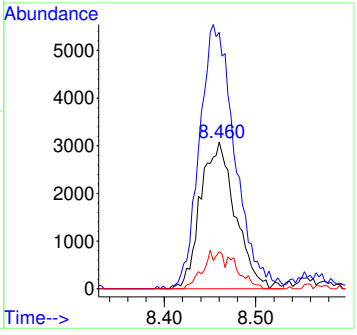

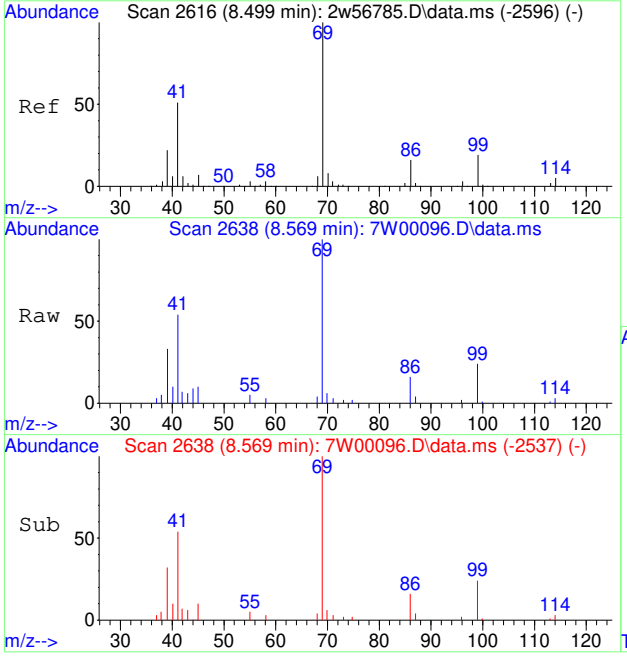

#71
ETHYL METHACRYLATE
Concen: 0.54 PPBV
RT: 8.569 min Scan# 2638
Delta R.T. 0.026 min
Lab File: 7W00096.D
Acq: 30 Nov 2022 1:09 pm

Tgt Ion: 69 Resp: 10610

Ion	Ratio	Lower	Upper
69	100		
41	69.0	41.3	61.9#
86	16.2	12.9	19.3
99	20.2	14.5	21.7

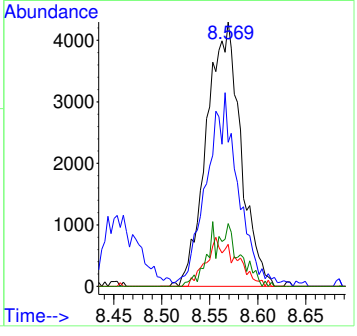

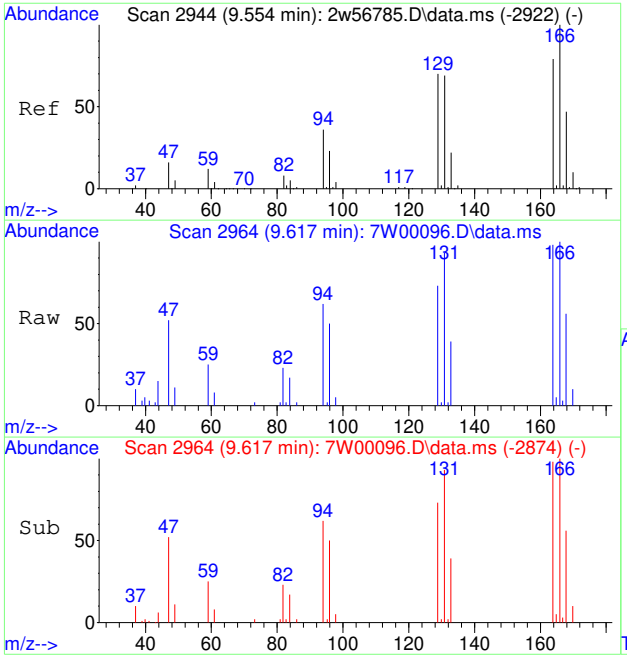

#72
TETRACHLOROETHENE
Concen: 0.50 PPBV
RT: 9.617 min Scan# 2964
Delta R.T. -0.010 min
Lab File: 7W00096.D
Acq: 30 Nov 2022 1:09 pm

Tgt Ion:164 Resp: 7699

Ion	Ratio	Lower	Upper
164	100		
129	98.1	72.0	108.0
168	62.0	48.6	72.8
131	95.8	69.0	103.6

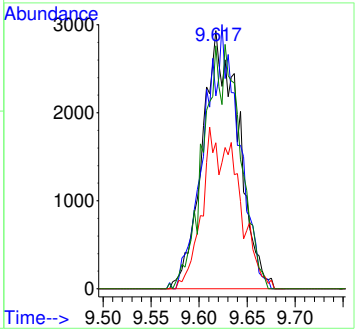

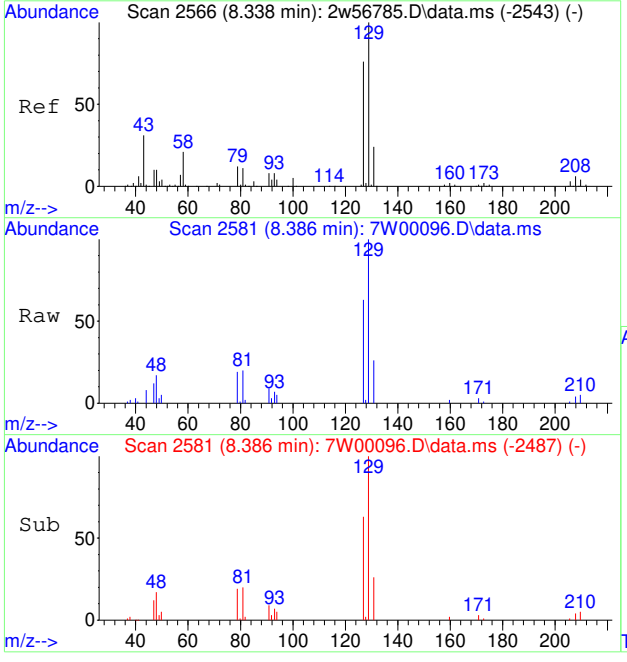

#73
DIBROMOCHLOROMETHANE
Concen: 0.47 PPBV
RT: 8.386 min Scan# 2581
Delta R.T. 0.003 min
Lab File: 7W00096.D
Acq: 30 Nov 2022 1:09 pm

Tgt Ion:129 Resp: 11352

Ion	Ratio	Lower	Upper
129	100		
127	76.8	61.4	92.0
131	24.6	19.3	28.9

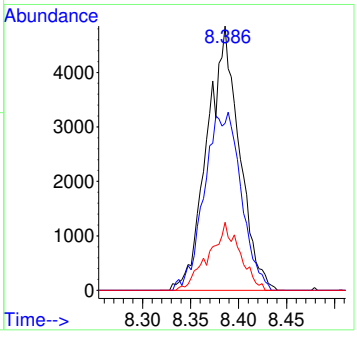

7.7.26

7

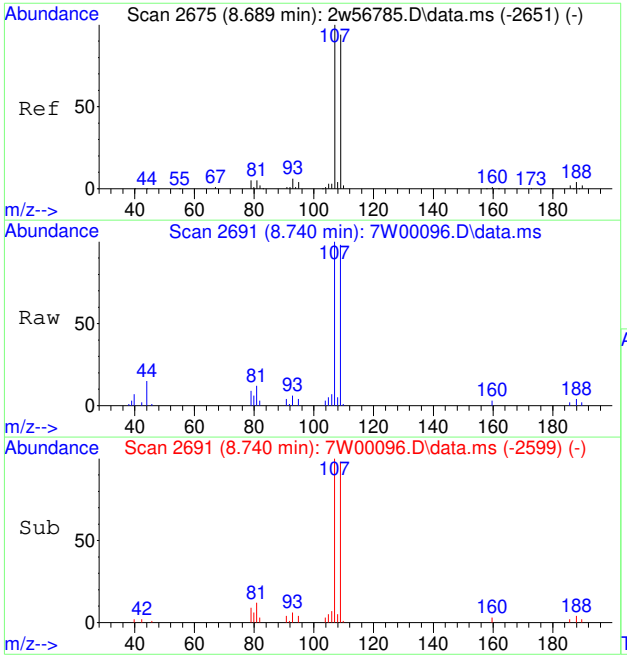

#74
1,2-DIBROMOETHANE
Concen: 0.53 PPBV
RT: 8.740 min Scan# 2691
Delta R.T. -0.003 min
Lab File: 7W00096.D
Acq: 30 Nov 2022 1:09 pm

Tgt Ion:107 Resp: 11196

Ion	Ratio	Lower	Upper
107	100		
109	96.5	75.8	113.6
188	0.0	3.1	4.7#

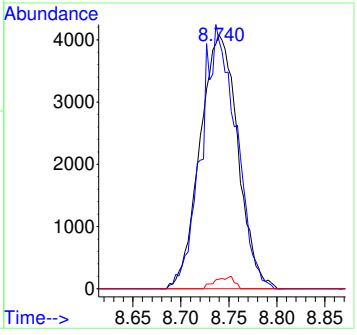

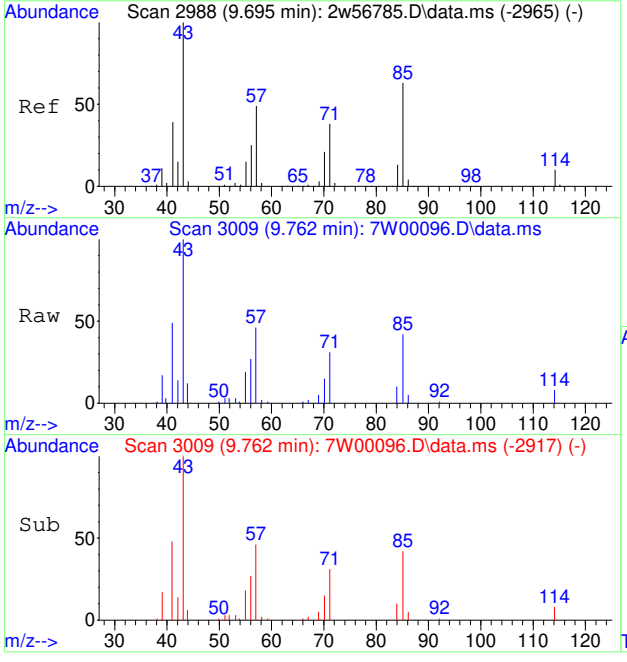

#75
OCTANE
Concen: 0.46 PPBV
RT: 9.762 min Scan# 3009
Delta R.T. -0.003 min
Lab File: 7W00096.D
Acq: 30 Nov 2022 1:09 pm

Tgt Ion: 43 Resp: 12579

Ion	Ratio	Lower	Upper
43	100		
85	53.3	49.8	74.8
57	42.5	38.8	58.2

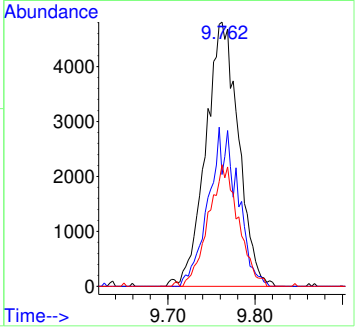

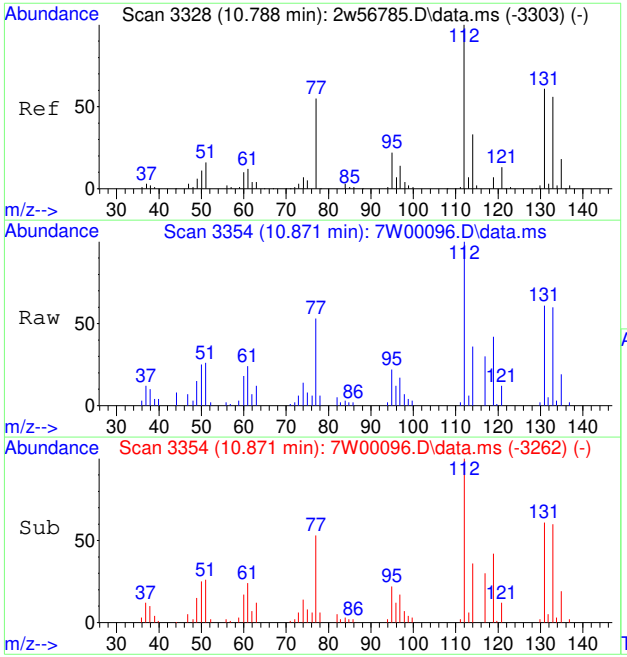

#77
1,1,1,2-TETRACHLOROETHANE
Concen: 0.48 PPBV
RT: 10.871 min Scan# 3354
Delta R.T. -0.003 min
Lab File: 7W00096.D
Acq: 30 Nov 2022 1:09 pm

Tgt Ion:131 Resp: 8431

Ion	Ratio	Lower	Upper
131	100		
95	38.0	28.6	43.0

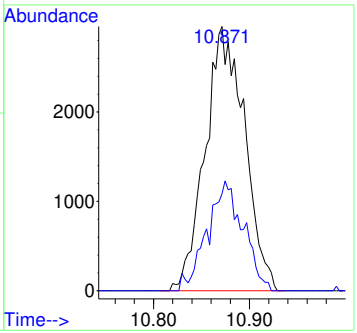

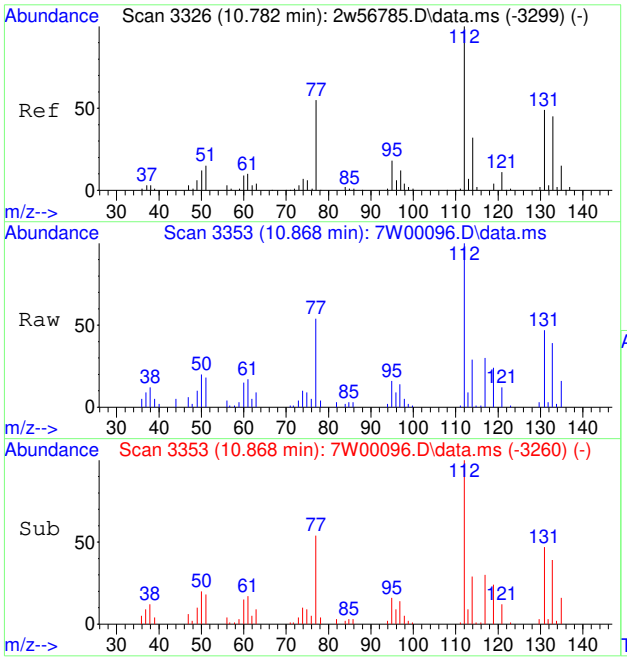

#78
CHLOROBENZENE
Concen: 0.53 PPBV
RT: 10.868 min Scan# 3353
Delta R.T. -0.000 min
Lab File: 7W00096.D
Acq: 30 Nov 2022 1:09 pm

Tgt Ion:112 Resp: 16640

Ion	Ratio	Lower	Upper
112	100		
114	31.8	25.5	38.3
77	61.1	45.2	67.8

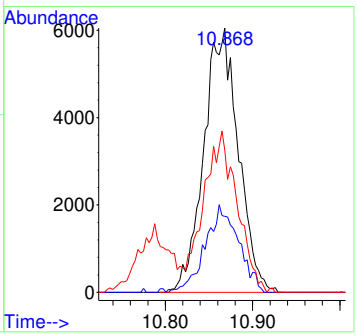

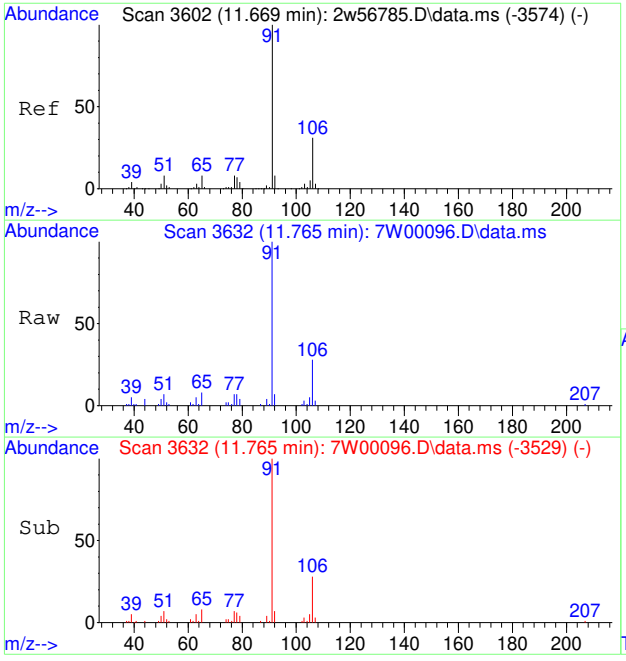

#79
ETHYLBENZENE
Concen: 0.61 PPBV
RT: 11.765 min Scan# 3632
Delta R.T. -0.000 min
Lab File: 7W00096.D
Acq: 30 Nov 2022 1:09 pm

Tgt Ion: 91 Resp: 30503

Ion	Ratio	Lower	Upper
91	100		
106	31.3	11.7	51.7

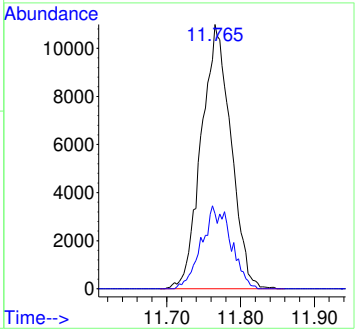

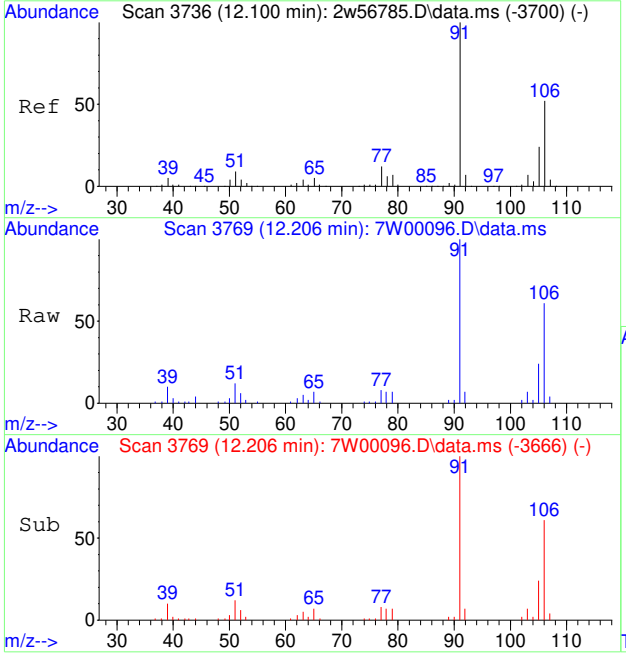

#80
M,P-XYLENE
Concen: 1.21 PPBV
RT: 12.206 min Scan# 3769
Delta R.T. -0.000 min
Lab File: 7W00096.D
Acq: 30 Nov 2022 1:09 pm

Tgt Ion: 91 Resp: 45730

Ion	Ratio	Lower	Upper
91	100		
106	21.8	31.5	71.5#
105	7.9	3.6	43.6

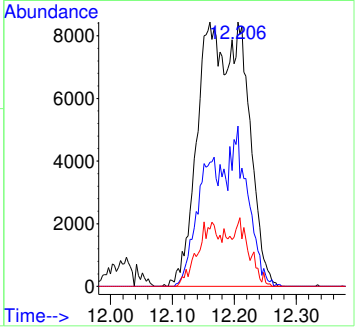

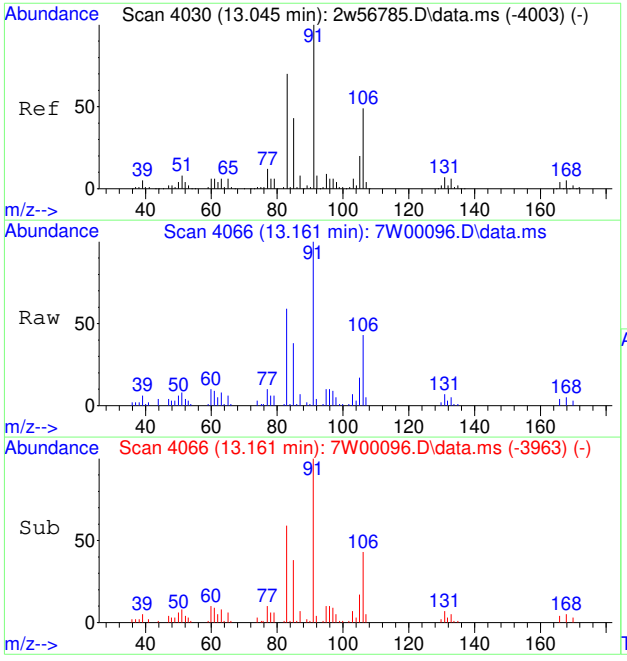

#81
O-XYLENE
Concen: 0.61 PPBV
RT: 13.161 min Scan# 4066
Delta R.T. -0.000 min
Lab File: 7W00096.D
Acq: 30 Nov 2022 1:09 pm

Tgt Ion: 91 Resp: 23641

Ion	Ratio	Lower	Upper
91	100		
106	43.1	39.1	58.7
105	17.2	15.7	23.5

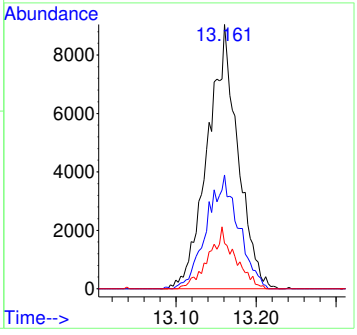

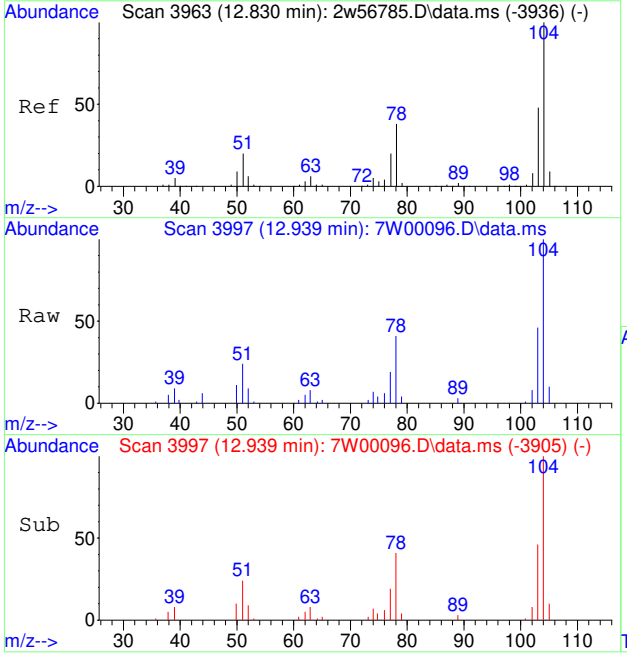

#82
STYRENE
Concen: 0.54 PPBV
RT: 12.939 min Scan# 3997
Delta R.T. -0.003 min
Lab File: 7W00096.D
Acq: 30 Nov 2022 1:09 pm

Tgt Ion:104 Resp: 15228

Ion	Ratio	Lower	Upper
104	100		
78	40.9	30.7	46.1
103	47.6	37.8	56.6

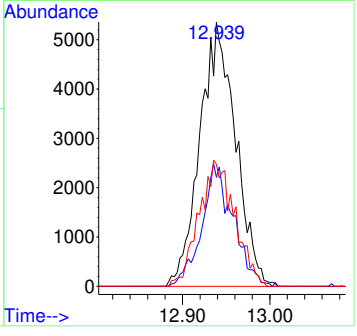

7.7.26

7

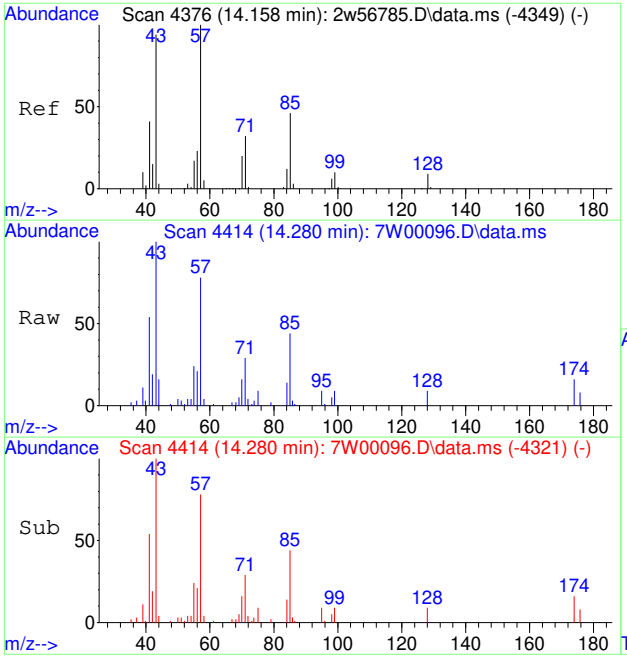

#83
NONANE
Concen: 0.44 PPBV
RT: 14.280 min Scan# 4414
Delta R.T. -0.000 min
Lab File: 7W00096.D
Acq: 30 Nov 2022 1:09 pm

Tgt Ion: 43 Resp: 12728

Ion	Ratio	Lower	Upper
43	100		
85	40.3	37.8	56.6
57	102.2	87.0	130.4

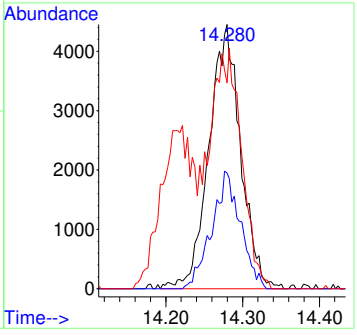

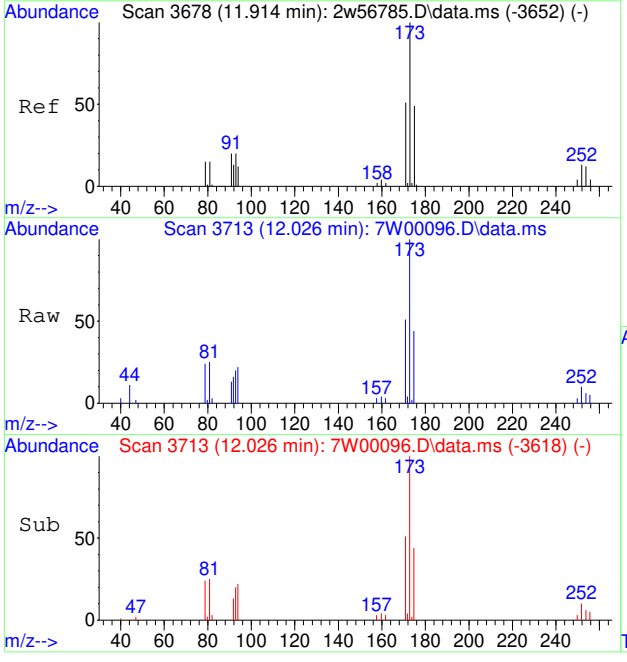

#84
BROMOFORM
Concen: 0.38 PPBV
RT: 12.026 min Scan# 3713
Delta R.T. 0.006 min
Lab File: 7W00096.D
Acq: 30 Nov 2022 1:09 pm

Tgt Ion:173 Resp: 8514

Ion	Ratio	Lower	Upper
173	100		
175	53.2	39.0	58.6
254	8.7	10.1	15.1#

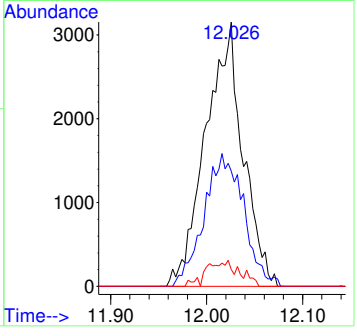

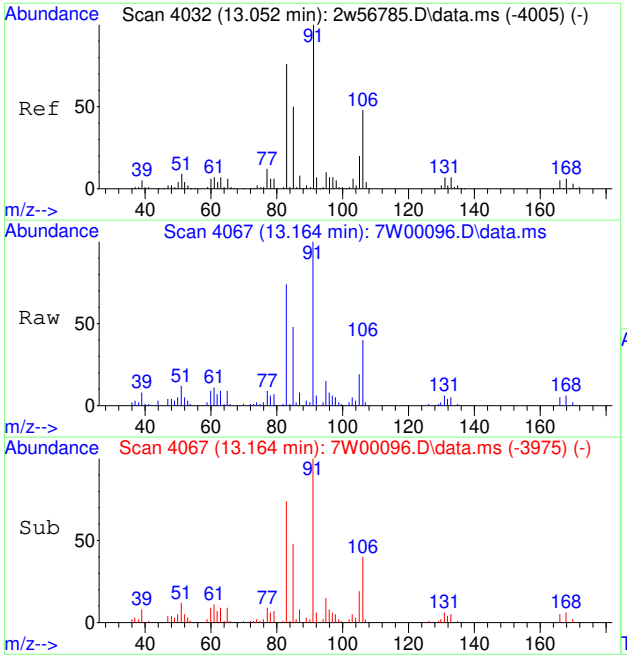

#85
1,1,2,2-TETRACHLOROETHANE
Concen: 0.64 PPBV
RT: 13.164 min Scan# 4067
Delta R.T. -0.003 min
Lab File: 7W00096.D
Acq: 30 Nov 2022 1:09 pm

Tgt Ion: 83 Resp: 16372

Ion	Ratio	Lower	Upper
83	100		
85	66.1	51.6	77.4
131	10.0	7.8	11.8

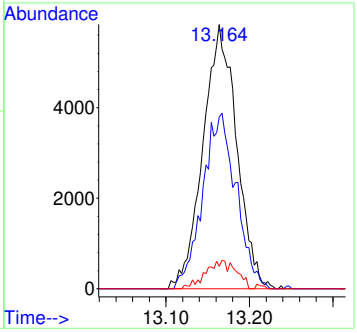

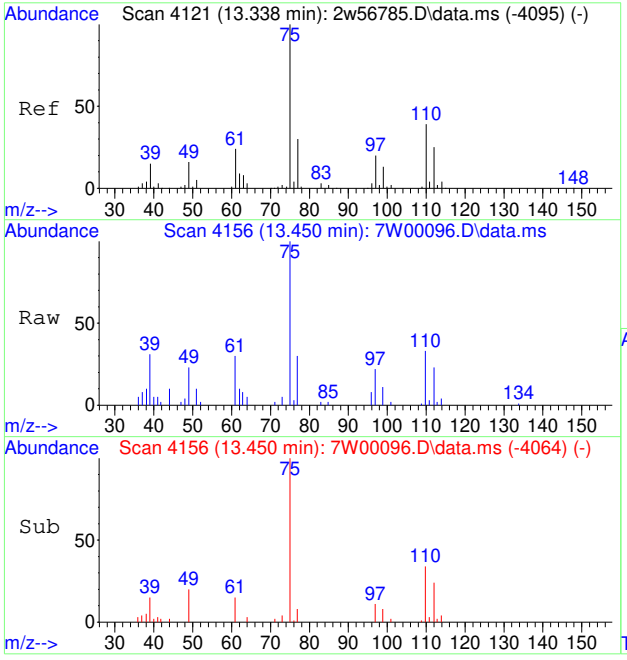

#86
1,2,3-TRICHLOROPROPANE
Concen: 0.58 PPBV
RT: 13.450 min Scan# 4156
Delta R.T. -0.003 min
Lab File: 7W00096.D
Acq: 30 Nov 2022 1:09 pm

Tgt Ion: 75 Resp: 12508

Ion	Ratio	Lower	Upper
75	100		
100	0.0	0.4	0.6#

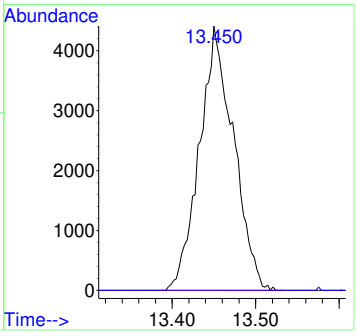

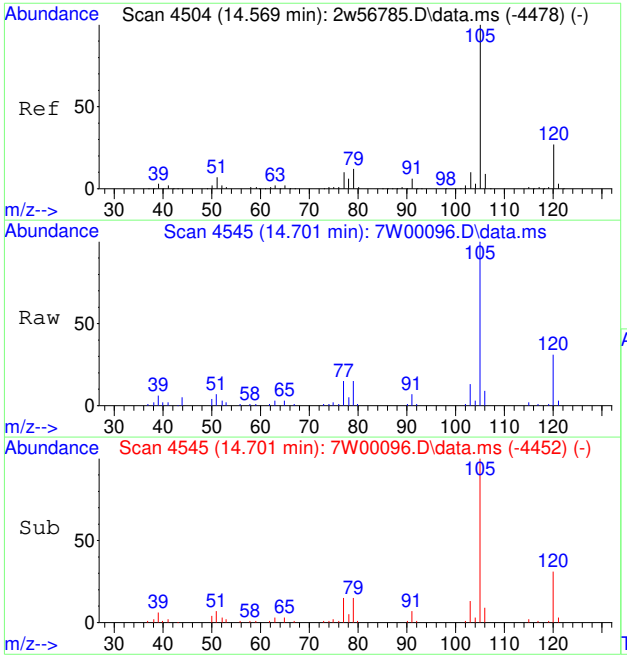

#88
ISOPROPYLBENZENE
Concen: 0.57 PPBV
RT: 14.701 min Scan# 4545
Delta R.T. -0.000 min
Lab File: 7W00096.D
Acq: 30 Nov 2022 1:09 pm

Tgt Ion:120 Resp: 8627

Ion	Ratio	Lower	Upper
120	100		
77	61.8	41.6	62.4

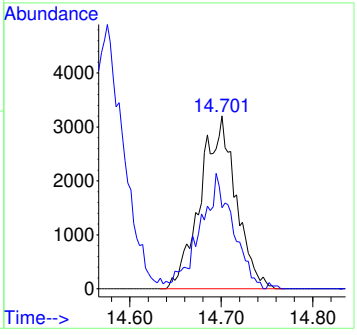

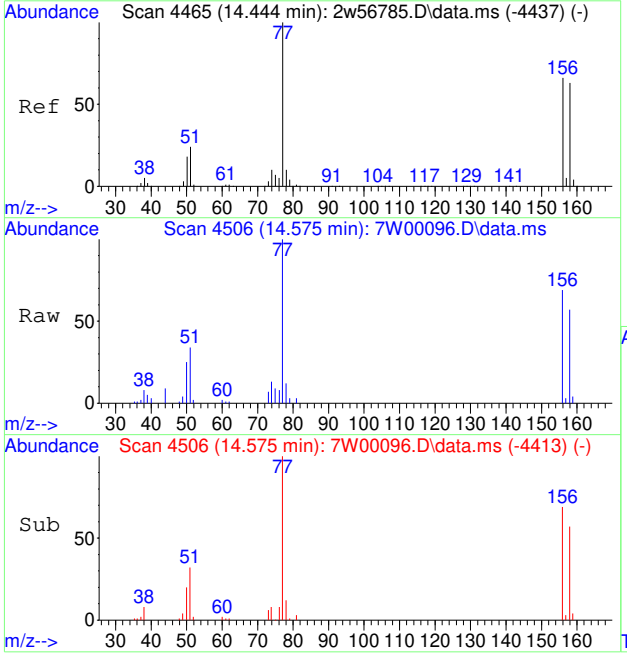

#89
BROMOBENZENE
Concen: 0.56 PPBV
RT: 14.575 min Scan# 4506
Delta R.T. -0.000 min
Lab File: 7W00096.D
Acq: 30 Nov 2022 1:09 pm

Tgt Ion: 77 Resp: 15226

Ion	Ratio	Lower	Upper
77	100		
156	65.3	53.7	80.5
158	60.5	52.2	78.2

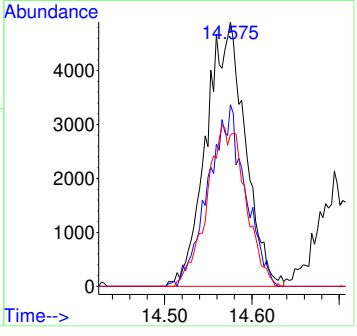

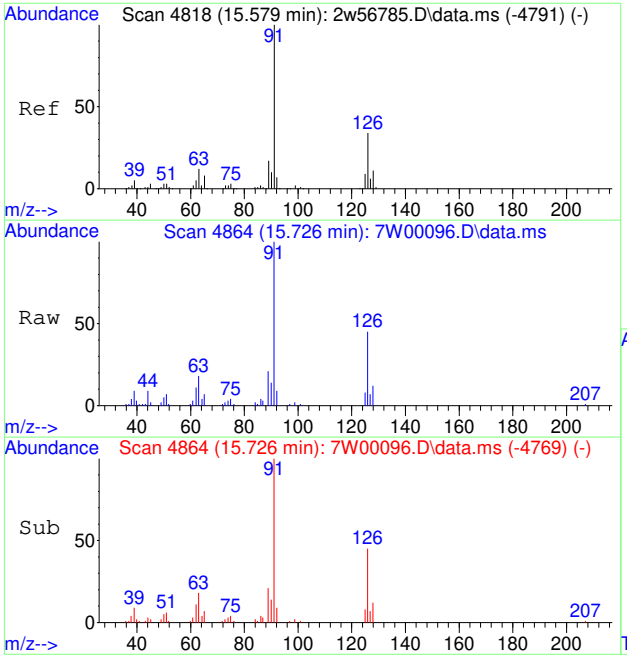

#90
2-CHLOROTOLUENE
Concen: 0.59 PPBV
RT: 15.726 min Scan# 4864
Delta R.T. 0.006 min
Lab File: 7W00096.D
Acq: 30 Nov 2022 1:09 pm

Tgt Ion:126 Resp: 7681

Ion	Ratio	Lower	Upper
126	100		
128	30.7	26.1	39.1

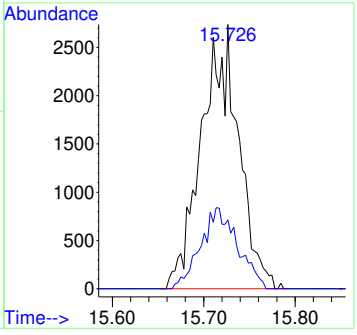

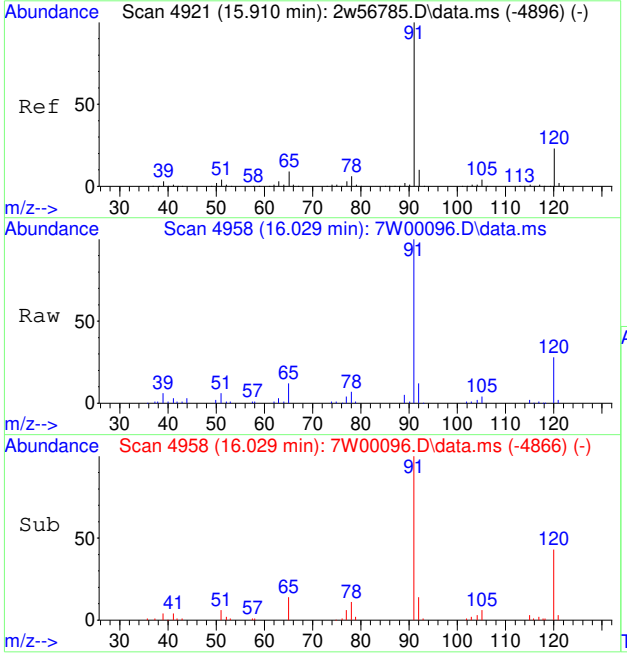

#91
N-PROPYLBENZENE
Concen: 0.59 PPBV
RT: 16.029 min Scan# 4958
Delta R.T. -0.003 min
Lab File: 7W00096.D
Acq: 30 Nov 2022 1:09 pm

Tgt Ion:120 Resp: 8877

Ion	Ratio	Lower	Upper
120	100		
105	15.0	13.0	19.4

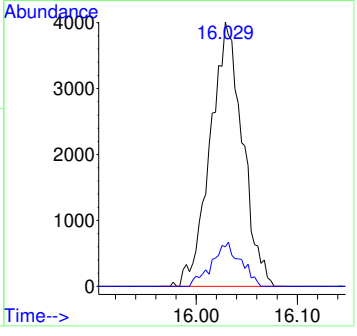

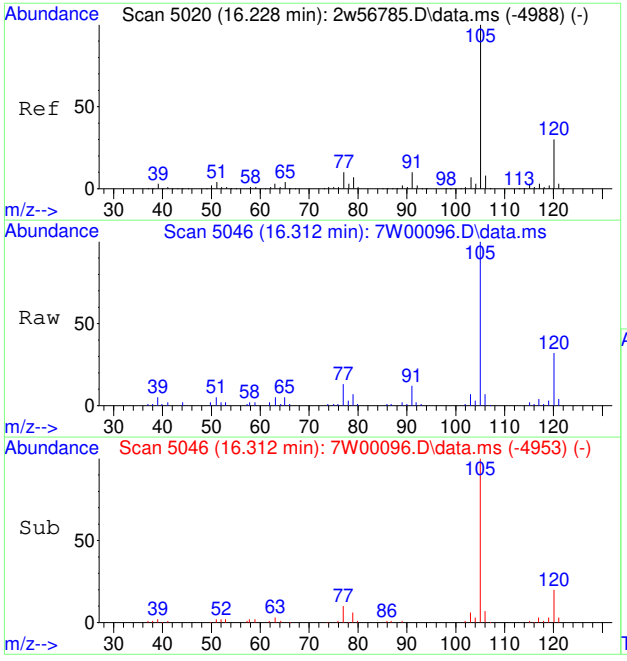

#92
4-ETHYLTOLUENE
Concen: 0.55 PPBV
RT: 16.312 min Scan# 5046
Delta R.T. -0.000 min
Lab File: 7W00096.D
Acq: 30 Nov 2022 1:09 pm

Tgt Ion:105 Resp: 30053

Ion	Ratio	Lower	Upper
105	100		
120	31.4	23.7	35.5
119	2.3	1.9	2.9

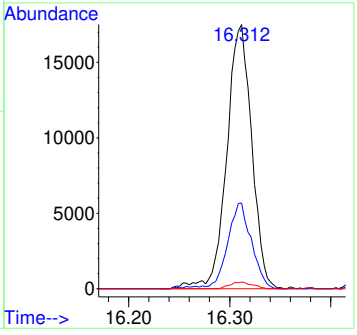

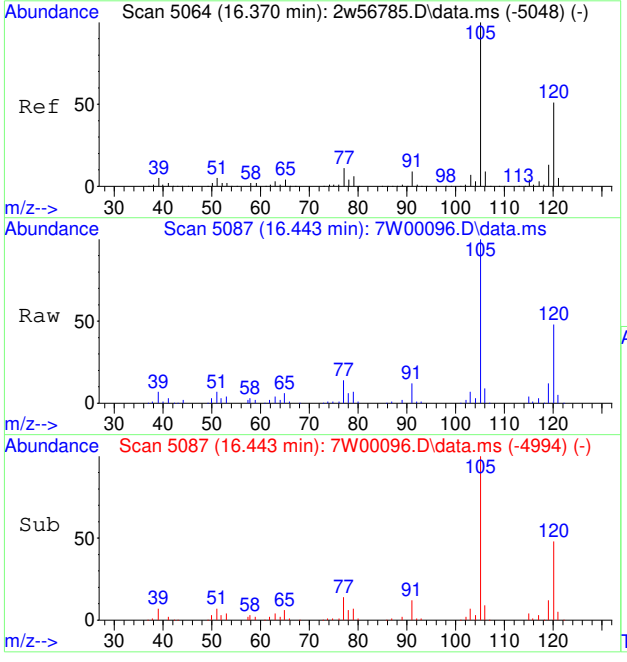

#93
1,3,5-TRIMETHYLBENZENE
Concen: 0.55 PPBV
RT: 16.443 min Scan# 5087
Delta R.T. -0.000 min
Lab File: 7W00096.D
Acq: 30 Nov 2022 1:09 pm

Tgt Ion:105 Resp: 25522

Ion	Ratio	Lower	Upper
105	100		
120	49.5	40.4	60.6
91	11.0	7.4	11.2

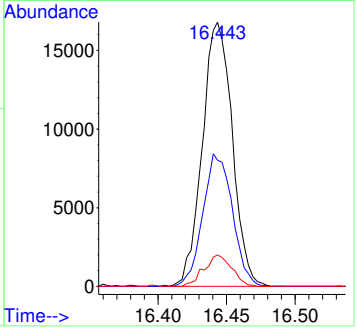

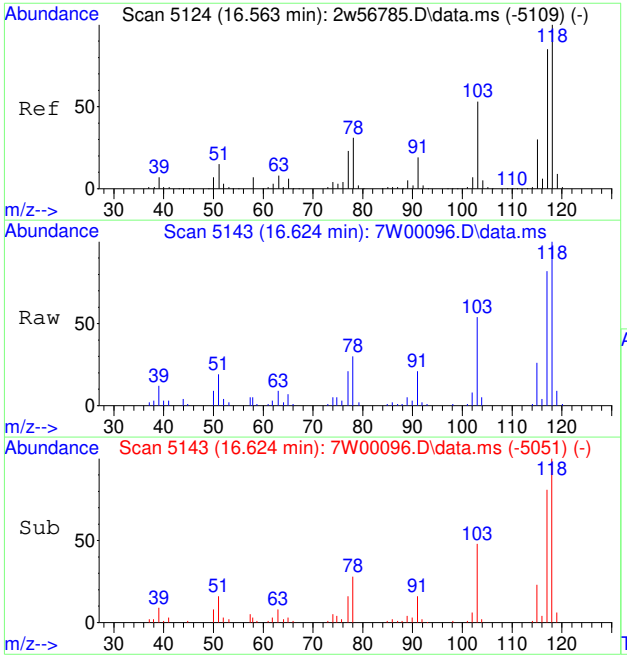

#94
ALPHA-METHYLSTYRENE
Concen: 0.54 PPBV
RT: 16.624 min Scan# 5143
Delta R.T. -0.003 min
Lab File: 7W00096.D
Acq: 30 Nov 2022 1:09 pm

Tgt Ion:118 Resp: 12235

Ion	Ratio	Lower	Upper
118	100		
117	83.7	69.3	103.9
103	55.8	43.8	65.6

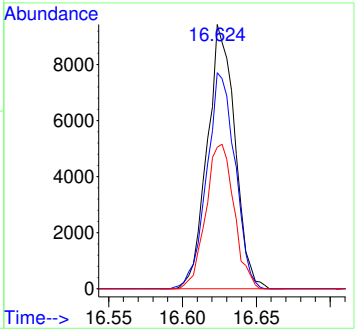

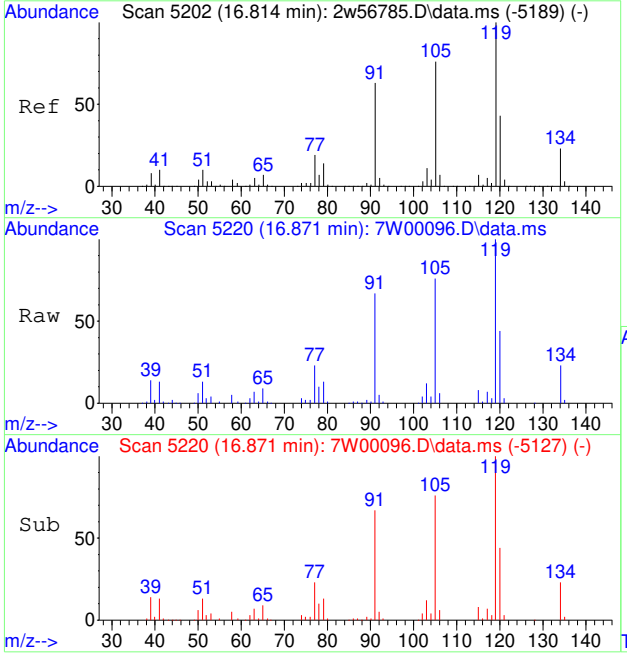

#95
TERT-BUTYLBENZENE
Concen: 0.55 PPBV
RT: 16.871 min Scan# 5220
Delta R.T. -0.000 min
Lab File: 7W00096.D
Acq: 30 Nov 2022 1:09 pm

Tgt Ion:134 Resp: 6493

Ion	Ratio	Lower	Upper
134	100		
119	456.8	355.0	532.4

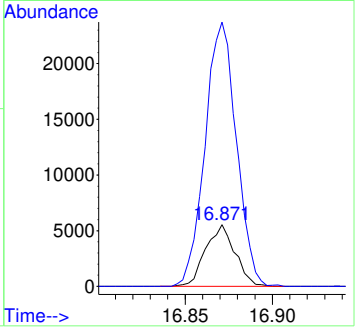

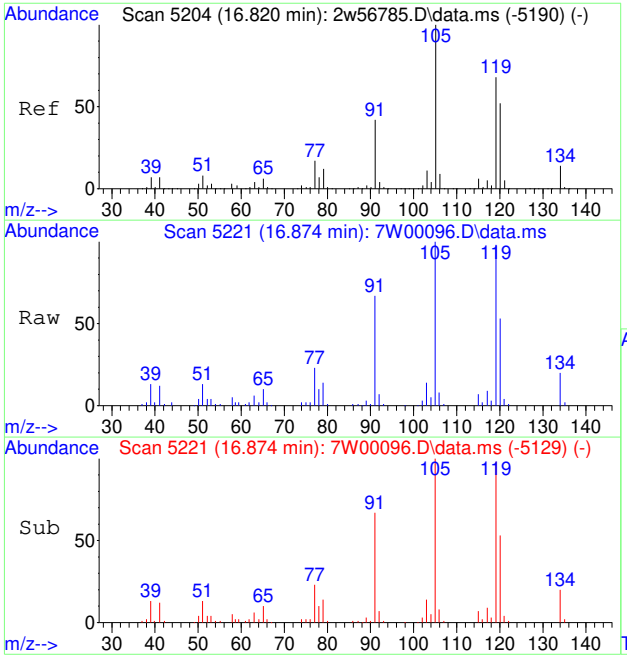

#96
1,2,4-TRIMETHYLBENZENE
Concen: 0.59 PPBV
RT: 16.874 min Scan# 5221
Delta R.T. -0.003 min
Lab File: 7W00096.D
Acq: 30 Nov 2022 1:09 pm

Tgt Ion:105 Resp: 27105

Ion	Ratio	Lower	Upper
105	100		
120	56.5	45.4	68.2
119	109.4	90.6	135.8

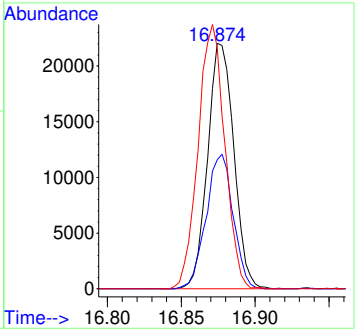

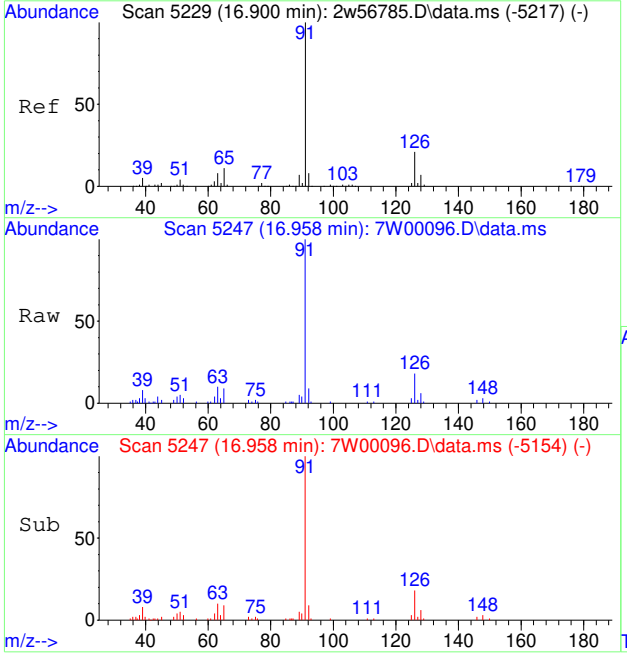

#97
BENZYL CHLORIDE
Concen: 0.69 PPBV
RT: 16.958 min Scan# 5247
Delta R.T. -0.000 min
Lab File: 7W00096.D
Acq: 30 Nov 2022 1:09 pm

Tgt Ion: 91 Resp: 12354

Ion	Ratio	Lower	Upper
91	100		
126	20.1	17.2	25.8
65	11.9	8.5	12.7

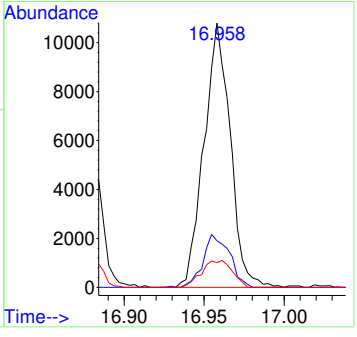

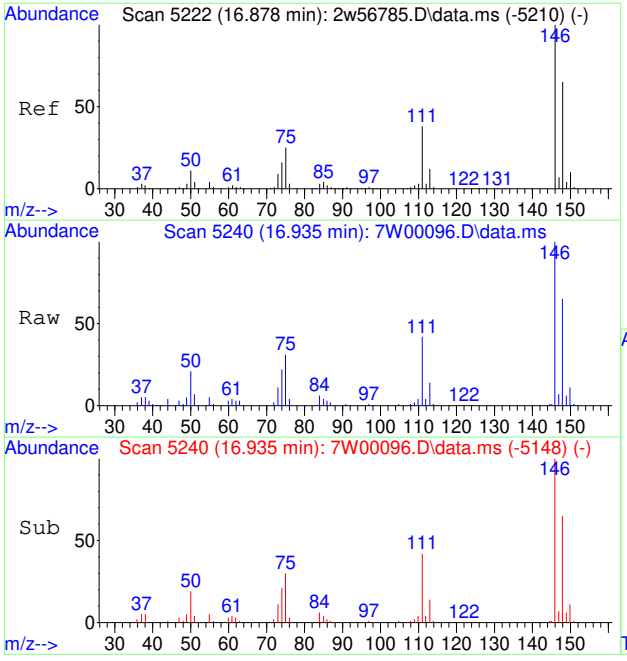

#98
M-DICHLOROBENZENE
Concen: 0.62 PPBV
RT: 16.935 min Scan# 5240
Delta R.T. -0.003 min
Lab File: 7W00096.D
Acq: 30 Nov 2022 1:09 pm

Tgt Ion:146 Resp: 17466

Ion	Ratio	Lower	Upper
146	100		
148	62.7	51.0	76.6
111	39.9	30.6	45.8

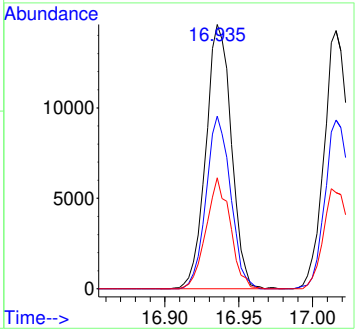

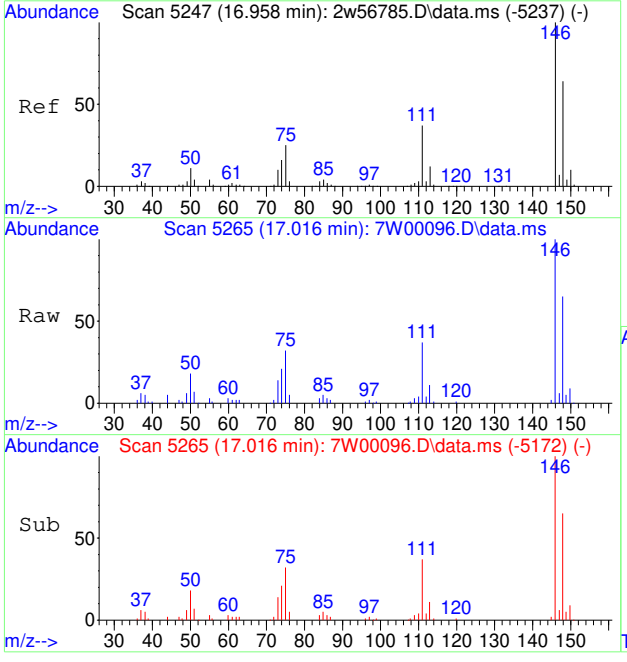

#99
P-DICHLOROBENZENE
Concen: 0.60 PPBV
RT: 17.016 min Scan# 5265
Delta R.T. -0.000 min
Lab File: 7W00096.D
Acq: 30 Nov 2022 1:09 pm

Tgt Ion:146 Resp: 16812

Ion	Ratio	Lower	Upper
146	100		
148	62.6	51.0	76.6
111	39.1	29.4	44.0

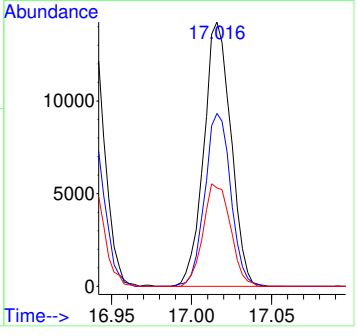

7.7.26

7

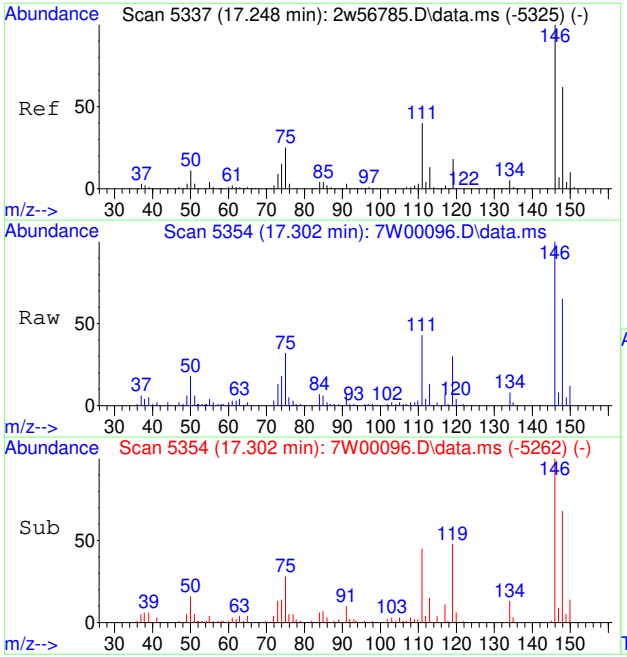

#100
O-DICHLOROBENZENE
Concen: 0.63 PPBV
RT: 17.302 min Scan# 5354
Delta R.T. -0.003 min
Lab File: 7W00096.D
Acq: 30 Nov 2022 1:09 pm

Tgt Ion:146 Resp: 17052

Ion	Ratio	Lower	Upper
146	100		
148	64.1	51.0	76.4
111	42.0	31.8	47.6

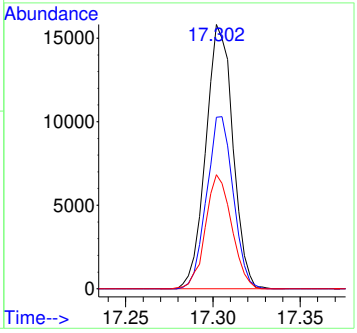

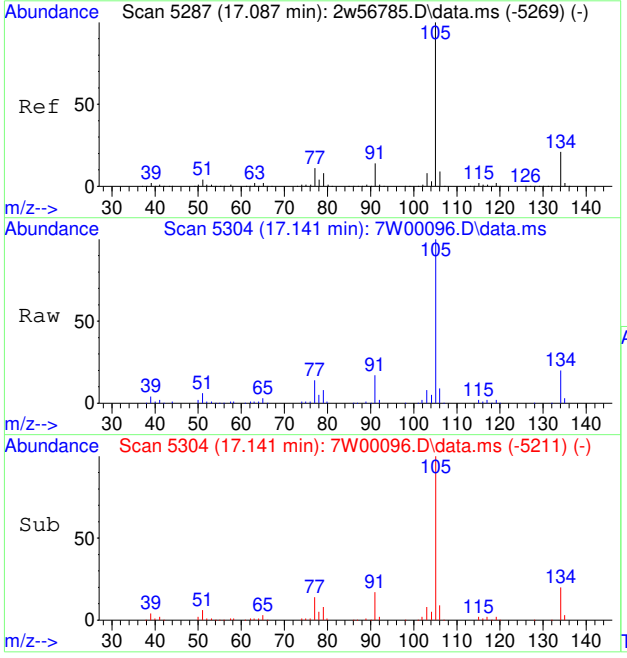

#101
SEC-BUTYLBENZENE
Concen: 0.59 PPBV
RT: 17.141 min Scan# 5304
Delta R.T. -0.000 min
Lab File: 7W00096.D
Acq: 30 Nov 2022 1:09 pm

Tgt Ion:134 Resp: 8272

Ion	Ratio	Lower	Upper
134	100		
105	484.2	396.9	595.3

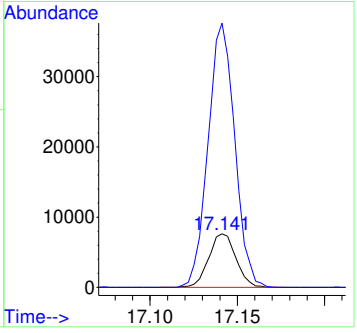

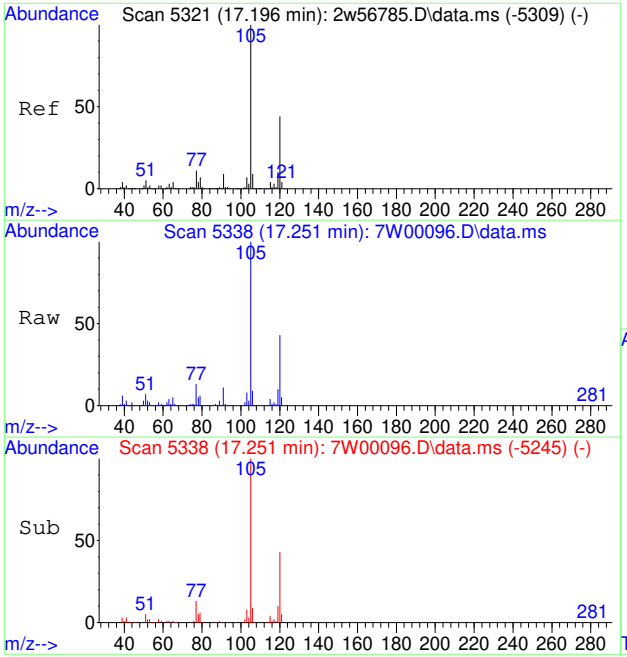

#102
1,2,3-TRIMETHYLBENZENE
Concen: 0.61 PPBV
RT: 17.251 min Scan# 5338
Delta R.T. -0.000 min
Lab File: 7W00096.D
Acq: 30 Nov 2022 1:09 pm

Tgt Ion:105 Resp: 26530

Ion	Ratio	Lower	Upper
105	100		
120	44.4	35.0	52.6
91	11.7	7.3	10.9#

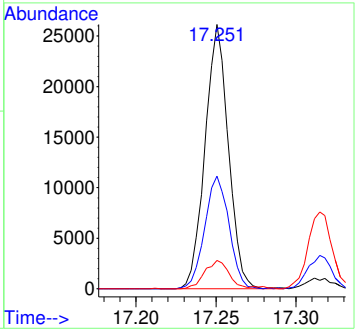

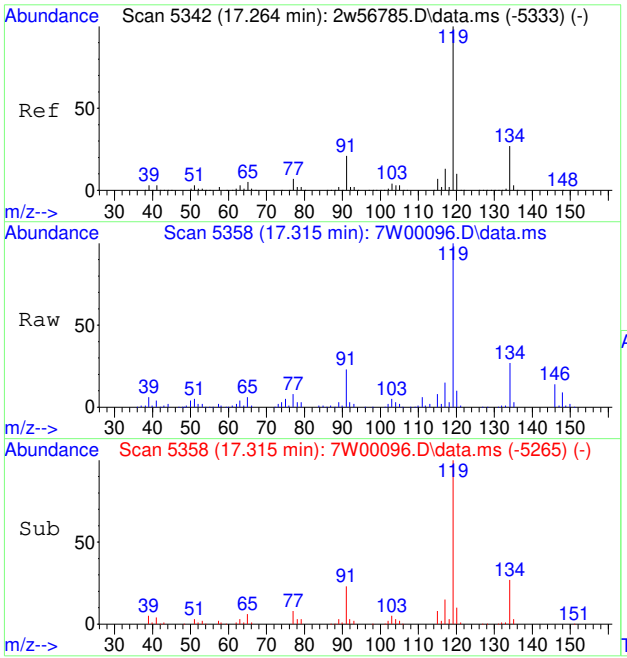

#103
P-ISOPROPYLTOLUENE
Concen: 0.60 PPBV
RT: 17.315 min Scan# 5358
Delta R.T. -0.000 min
Lab File: 7W00096.D
Acq: 30 Nov 2022 1:09 pm

Tgt Ion:134 Resp: 8744

Ion	Ratio	Lower	Upper
134	100		
119	376.5	302.5	453.7

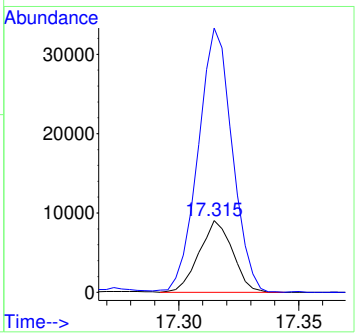

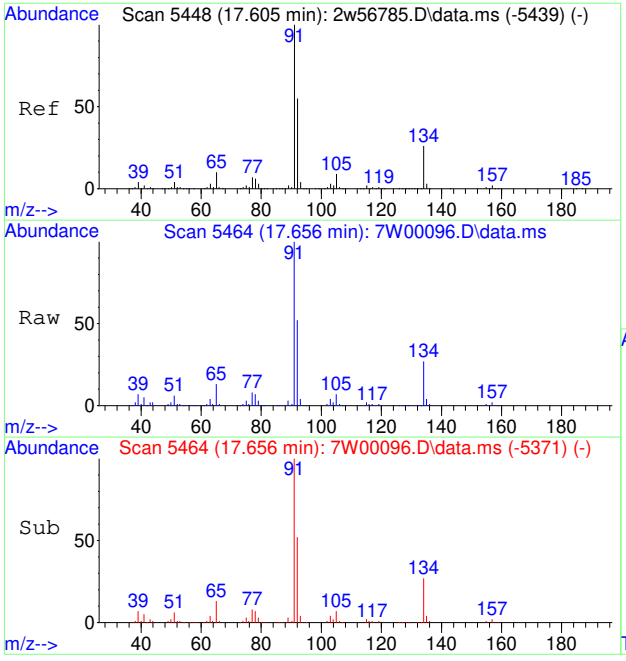

#104
N-BUTYLBENZENE
Concen: 0.59 PPBV
RT: 17.656 min Scan# 5464
Delta R.T. -0.000 min
Lab File: 7W00096.D
Acq: 30 Nov 2022 1:09 pm

Tgt Ion:134 Resp: 7965

Ion	Ratio	Lower	Upper
134	100		
91	369.1	296.4	444.6

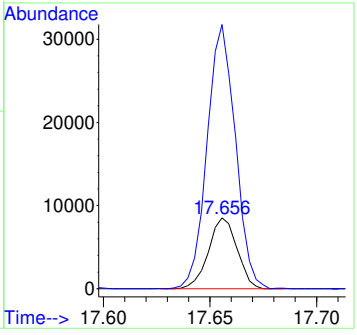

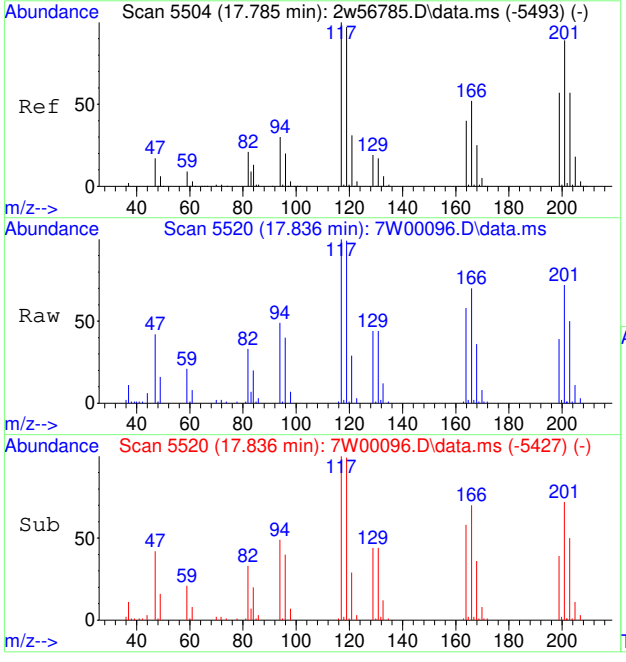

#105
HEXACHLOROETHANE
Concen: 0.50 PPBV
RT: 17.836 min Scan# 5520
Delta R.T. -0.000 min
Lab File: 7W00096.D
Acq: 30 Nov 2022 1:09 pm

Tgt Ion:117 Resp: 8752

Ion	Ratio	Lower	Upper
117	100		
119	100.7	76.4	114.6
201	69.7	70.2	105.4#

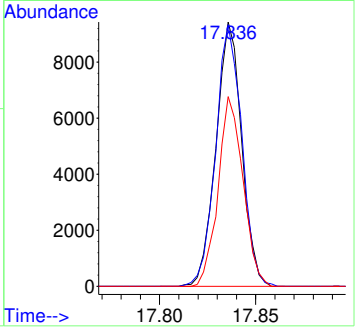

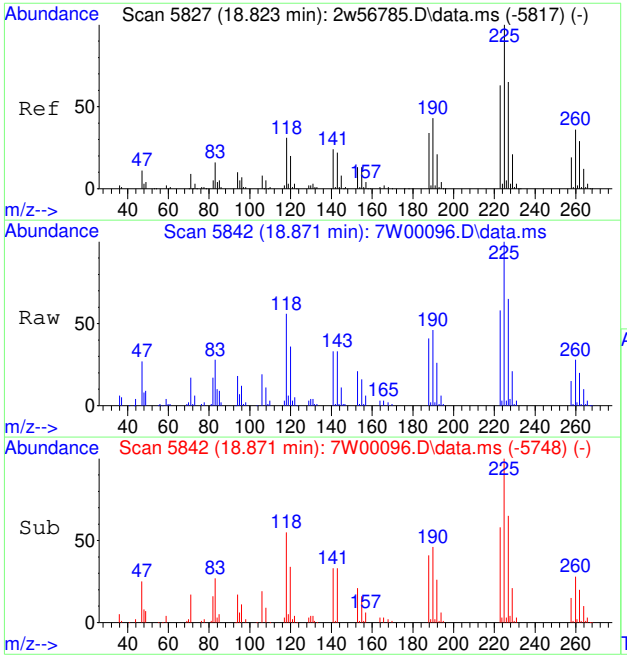

#106
HEXACHLOROBUTADIENE
Concen: 0.62 PPBV
RT: 18.871 min Scan# 5842
Delta R.T. 0.003 min
Lab File: 7W00096.D
Acq: 30 Nov 2022 1:09 pm

Tgt Ion:225 Resp: 12836

Ion	Ratio	Lower	Upper
225	100		
227	62.9	51.4	77.0
223	63.9	50.1	75.1

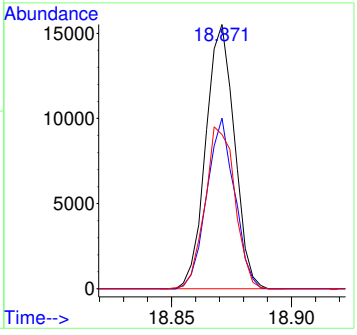

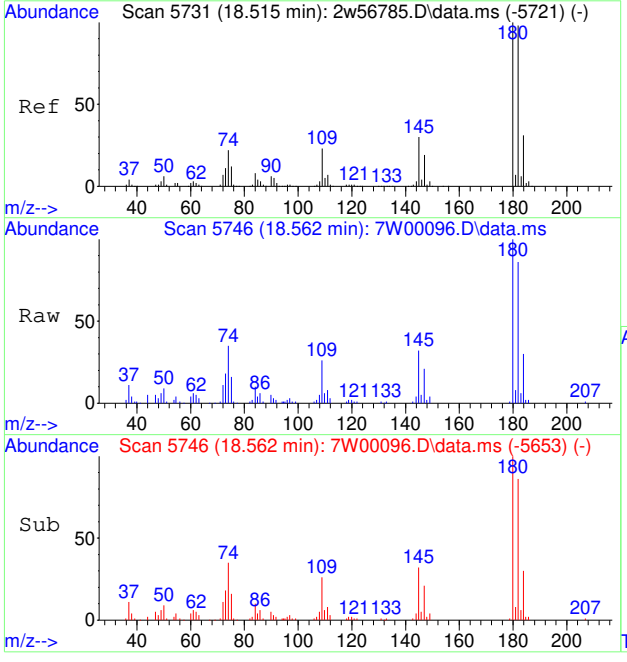

#107
1,2,4-TRICHLOROBENZENE
Concen: 0.67 PPBV
RT: 18.562 min Scan# 5746
Delta R.T. -0.000 min
Lab File: 7W00096.D
Acq: 30 Nov 2022 1:09 pm

Tgt Ion:180 Resp: 11563

Ion	Ratio	Lower	Upper
180	100		
182	93.6	77.0	115.4
145	32.5	23.3	34.9

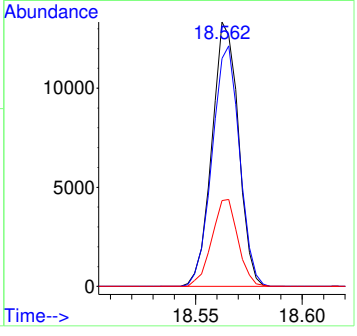

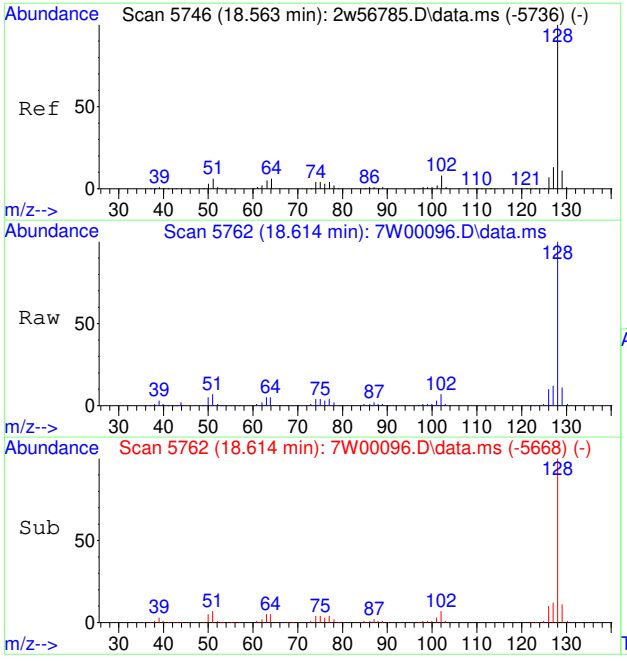

#108
NAPHTHALENE
Concen: 0.70 PPBV
RT: 18.614 min Scan# 5762
Delta R.T. 0.003 min
Lab File: 7W00096.D
Acq: 30 Nov 2022 1:09 pm

Tgt Ion:128 Resp: 30201

Ion	Ratio	Lower	Upper
128	100		
129	10.1	8.8	13.2
127	12.3	10.2	15.2

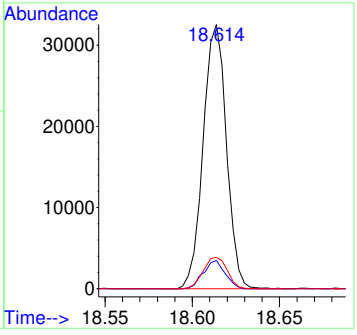

Manual Integration Approval Summary

Sample Number:	V7W5-IC0005	**Method:**	TO-15
Lab FileID:	7W00096.D	**Analyst approved:**	12/07/22 15:20 Thomas Hilbig
Injection Time:	11/30/22 13:09	**Supervisor approved:**	12/08/22 01:45 Kanya Veerawat

Parameter	CAS	Sig#	R.T. (min.)	Reason
Tertiary Butyl Alcohol	75-65-0		2.66	Missed peak

Quantitation Report (Qedit)

```
Data Path : C:\msdchem\1\data\
Data File : 7W00096.D
Acq On    : 30 Nov 2022   1:09 pm
Operator  : thomash
Sample    : IC0005-0.5
Misc      : MS61038,V7W0005,,,,,1
ALS Vial  : 1   Sample Multiplier: 1

Quant Time: Dec 07 13:46:42 2022
Quant Method : C:\msdchem\1\methods\M7W0005.M
Quant Title  : TO15 by GCMS w/DB-1, 30m  X 0.25mm ID X 0.5 um
QLast Update : Wed Dec 07 13:29:17 2022
Response via : Initial Calibration
```

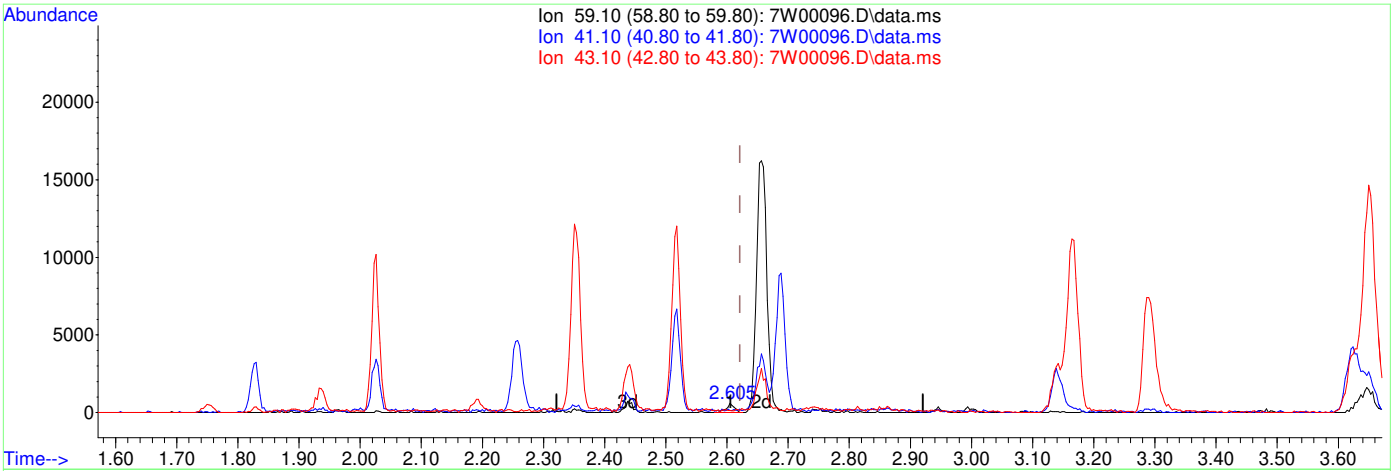

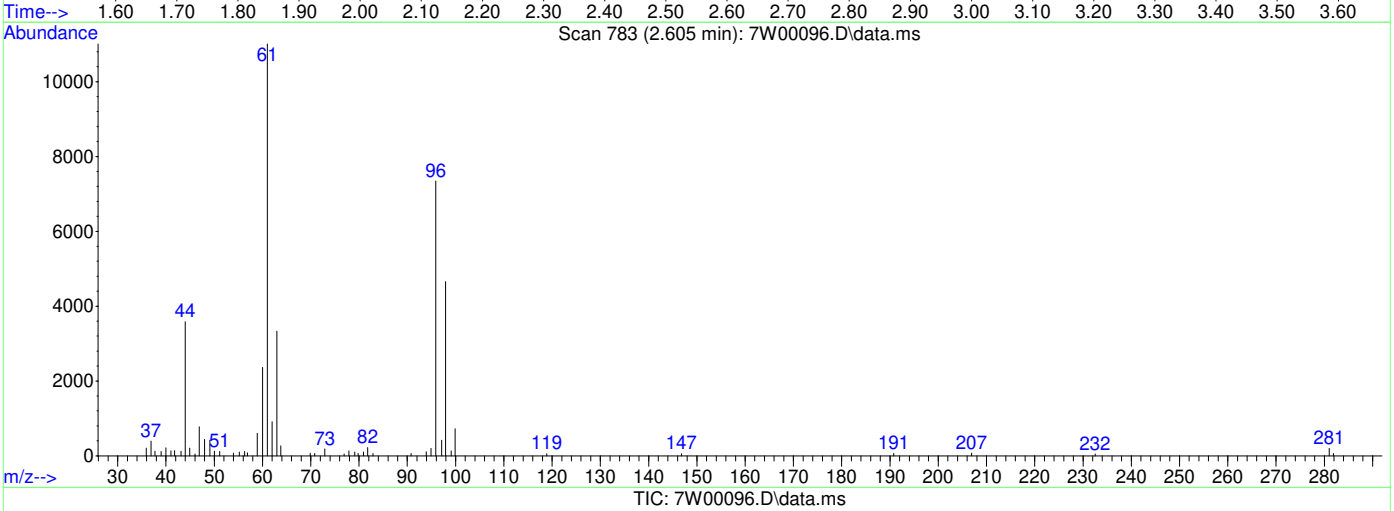

(35) TERTIARY BUTYL ALCOHOL (T)

2.605min (-0.016) 0.02PPBV

response 533

Ion	Exp%	Act%
59.10	100	100
41.10	37.40	0.00#
43.10	11.10	0.00#
0.00	0.00	0.00

Quantitation Report (Qedit)

```
Data Path : C:\msdchem\1\data\
Data File : 7W00096.D
Acq On    : 30 Nov 2022   1:09 pm
Operator  : thomash
Sample    : IC0005-0.5
Misc      : MS61038,V7W0005,,,,,1
ALS Vial  : 1   Sample Multiplier: 1

Quant Time: Dec 07 13:46:42 2022
Quant Method : C:\msdchem\1\methods\M7W0005.M
Quant Title  : TO15 by GCMS w/DB-1, 30m  X 0.25mm ID X 0.5 um
QLast Update : Wed Dec 07 13:29:17 2022
Response via : Initial Calibration
```

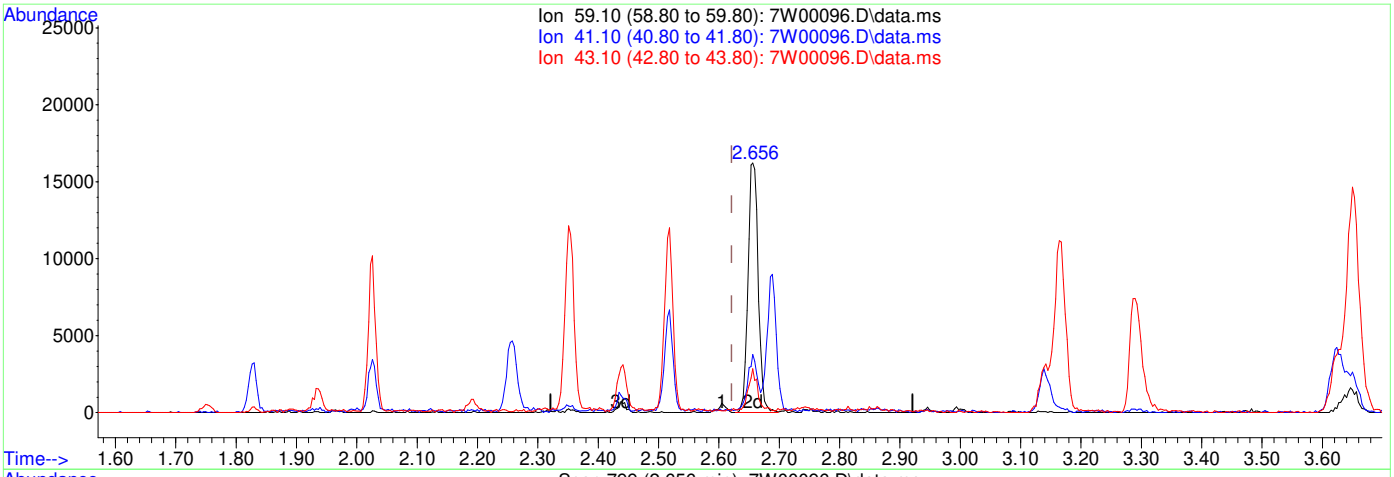

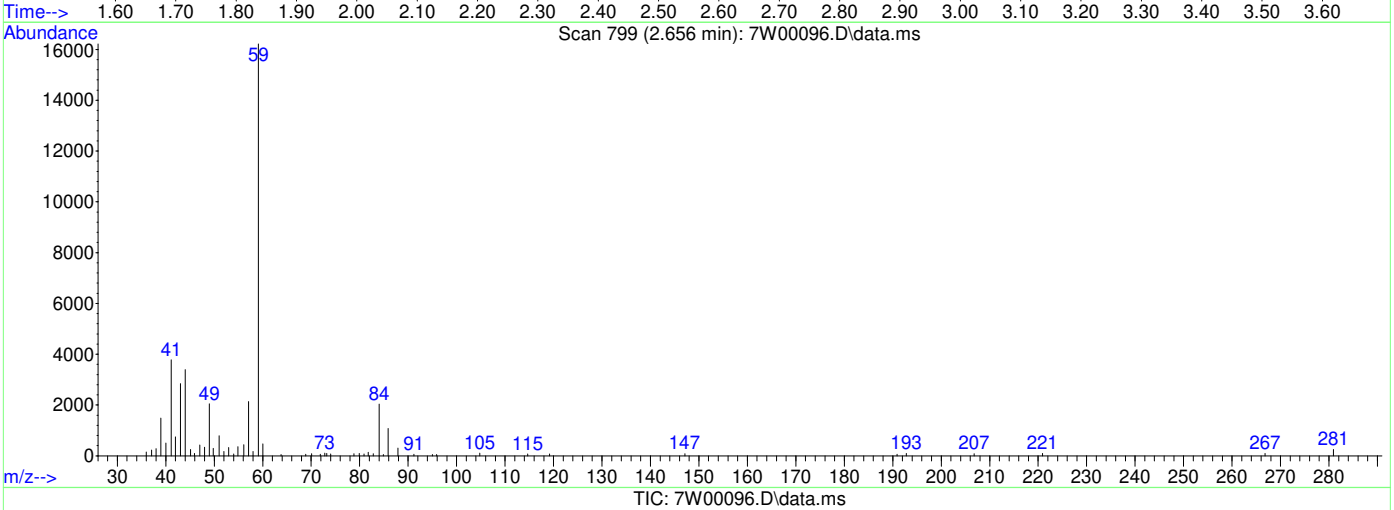

TIC: 7W00096.D\data.ms

(35) TERTIARY BUTYL ALCOHOL (T)

2.656min (+0.035) 0.71PPBV m

response 19286

Ion	Exp%	Act%
59.10	100	100
41.10	37.40	0.00#
43.10	11.10	0.00#
0.00	0.00	0.00

Manual Integrations APPROVED (compounds with "m" flag)
Kanya Veerawat 12/08/22 01:45

Quantitation Report (QT Reviewed)

Data Path : C:\msdchem\1\data\
Data File : 7W00098.D
Acq On : 30 Nov 2022 2:12 pm
Operator : thomash
Sample : IC0005-5
Misc : MS61038,V7W0005,,,,,1
ALS Vial : 2 Sample Multiplier: 1

Quant Time: Dec 07 14:17:05 2022
Quant Method : C:\msdchem\1\methods\M7W0005.M
Quant Title : TO15 by GCMS w/DB-1, 30m X 0.25mm ID X 0.5 um
QLast Update : Fri Nov 18 08:51:55 2022
Response via : Initial Calibration

Compound	R.T.	QIon	Response	Conc	Units		Dev(Min)
Internal Standards							
1) BROMOCHLOROMETHANE	3.566	128	78209	10.00	PPBV		-0.06
52) 1,4-DIFLUOROBENZENE	4.952	114	386395	10.00	PPBV		-0.04
76) CHLOROBENZENE-D5	10.791	117	357427	10.00	PPBV		0.00
System Monitoring Compounds							
87) 4-BROMOFLUOROBENZENE	14.219	95	247455	9.45	PPBV		0.02
Target Compounds							Qvalue
3) FREON 152A	1.804	65	26398m	3.55	PPBV		
4) CHLORODIFLUOROMETHANE	1.817	67	13103	3.52	PPBV		99
5) CHLOROTRIFLUOROETHENE	1.830	116	65826	3.61	PPBV	#	100
6) DICHLORODIFLUOROMETHANE	1.849	85	163100	3.91	PPBV	#	95
7) PROPYLENE	1.827	41	29959	2.76	PPBV		96
8) 1-CHLORO-1,1-DIFLUOROE...	1.891	65	160297	5.79	PPBV	#	91
9) FREON 114	1.930	85	193440	5.23	PPBV		99
10) CHLOROMETHANE	1.898	52	17145	4.01	PPBV		88
11) VINYL CHLORIDE	1.965	62	64050	4.65	PPBV		99
12) 1,3-BUTADIENE	2.010	54	49383	4.44	PPBV	#	80
13) N-BUTANE	2.026	43	90530	4.31	PPBV		95
14) BROMOMETHANE	2.094	94	62570	5.42	PPBV		99
15) CHLOROETHANE	2.148	64	33522	4.82	PPBV		98
16) DICHLOROFLUOROMETHANE	2.174	67	146789	5.39	PPBV	#	97
17) ACETONITRILE	2.254	41	51285	4.19	PPBV		97
18) ACROLEIN	2.296	56	28582	6.34	PPBV		100
19) FREON 123	2.309	83	153474	5.51	PPBV	#	94
20) FREON 123A	2.328	117	94732	6.11	PPBV		98
21) TRICHLOROFLUOROMETHANE	2.399	101	206936	6.75	PPBV		100
22) ISOPROPYL ALCOHOL	2.431	45	143597	4.62	PPBV		95
23) ACETONE	2.341	58	34551	4.59	PPBV	#	62
24) PENTANE	2.518	42	74446	5.17	PPBV		93
25) IODOMETHANE	2.579	142	210133	7.55	PPBV	#	80
26) 1,1-DICHLOROETHYLENE	2.608	96	78717	6.92	PPBV	#	76
27) CARBON DISULFIDE	2.750	76	238107	7.17	PPBV	#	91
28) ETHANOL	2.187	45	27395	3.85	PPBV	#	95
29) BROMOETHENE	2.261	106	66040	5.78	PPBV	#	97
30) ACRYLONITRILE	2.489	52	49918	5.15	PPBV		96
31) METHYLENE CHLORIDE	2.647	84	71867	6.30	PPBV	#	75
32) 3-CHLOROPROPENE	2.688	76	38434	7.38	PPBV	#	43
33) FREON 113	2.746	151	140295	7.48	PPBV		90
34) TRANS-1,2-DICHLOROETHENE	3.000	96	59165	5.21	PPBV		96
35) TERTIARY BUTYL ALCOHOL	2.643	59	202392	7.38	PPBV	#	77
36) METHYL TERTIARY BUTYL ...	3.129	73	165975	5.08	PPBV	#	93
37) TETRAHYDROFURAN	3.888	72	29280	5.68	PPBV		87
38) HEXANE	3.624	57	89021	4.28	PPBV	#	83
39) VINYL ACETATE	3.164	86	17439	9.23	PPBV		85
40) 1,1-DICHLOROETHANE	3.084	63	96744	4.50	PPBV		99
41) METHYL ETHYL KETONE	3.274	72	29761	5.17	PPBV		75
42) CIS-1,2-DICHLOROETHENE	3.486	96	63688	5.68	PPBV		97
43) DIISOPROPYL ETHER	3.634	59	27393	4.56	PPBV		87
44) ETHYL ACETATE	3.640	61	19949	4.87	PPBV		71
45) METHYL ACRYLATE	3.624	55	111914	4.31	PPBV	#	97
46) CHLOROFORM	3.647	83	128680	5.39	PPBV	#	96
47) 2,4-DIMETHYLPENTANE	4.187	57	101369	4.20	PPBV		99
48) 1,1,1-TRICHLOROETHANE	4.270	97	125769	5.43	PPBV		99
49) CARBON TETRACHLORIDE	4.730	117	132029	5.26	PPBV		99
50) 1,2-DICHLOROETHANE	4.097	62	82510	4.76	PPBV	#	96
51) BENZENE	4.608	78	176348	5.19	PPBV		93

Quantitation Report (QT Reviewed)

Data Path : C:\msdchem\1\data\
Data File : 7W00098.D
Acq On : 30 Nov 2022 2:12 pm
Operator : thomash
Sample : IC0005-5
Misc : MS61038,V7W0005,,,,,1
ALS Vial : 2 Sample Multiplier: 1

Quant Time: Dec 07 14:17:05 2022
Quant Method : C:\msdchem\1\methods\M7W0005.M
Quant Title : TO15 by GCMS w/DB-1, 30m X 0.25mm ID X 0.5 um
QLast Update : Fri Nov 18 08:51:55 2022
Response via : Initial Calibration

	Compound	R.T.	QIon	Response	Conc	Units		Dev(Min)
53)	CYCLOHEXANE	4.833	84	77130	6.03	PPBV		99
54)	2,3-DIMETHYLPENTANE	5.103	71	40006	5.68	PPBV		92
55)	TRICHLOROETHENE	5.573	95	82297	5.30	PPBV		99
56)	1,2-DICHLOROPROPANE	5.325	63	64356	5.15	PPBV	#	93
57)	DIBROMOMETHANE	5.277	174	71987	5.14	PPBV	#	86
58)	ETHYL ACRYLATE	5.450	55	139205	5.30	PPBV		99
59)	BROMODICHLOROMETHANE	5.511	83	134430	5.71	PPBV		98
60)	2,2,4-TRIMETHYLPENTANE	5.669	57	284811	5.13	PPBV		99
61)	1,4-DIOXANE	5.611	88	50263	6.74	PPBV	#	85
62)	HEPTANE	6.003	43	93875	4.66	PPBV		92
63)	METHYL METHACRYLATE	5.894	69	70969	6.15	PPBV	#	84
64)	METHYL ISOBUTYL KETONE	6.692	58	62640	5.88	PPBV		82
65)	CIS-1,3-DICHLOROPROPENE	6.560	75	100027	6.05	PPBV	#	83
66)	TOLUENE	7.827	91	224139	5.75	PPBV		99
67)	1,3-DICHLOROPROPANE	7.888	76	112703	5.85	PPBV		99
68)	TRANS-1,3-DICHLOROPROPENE	7.270	75	93556	6.43	PPBV	#	85
69)	1,1,2-TRICHLOROETHANE	7.441	83	65208	5.69	PPBV		97
70)	2-HEXANONE	8.437	58	84173	5.86	PPBV		81
71)	ETHYL METHACRYLATE	8.556	69	120825m	6.17	PPBV		
72)	TETRACHLOROETHENE	9.624	164	81552	5.24	PPBV		92
73)	DIBROMOCHLOROMETHANE	8.389	129	133123	5.52	PPBV		98
74)	1,2-DIBROMOETHANE	8.740	107	125822	5.98	PPBV		99
75)	OCTANE	9.765	43	131792	4.77	PPBV		91
77)	1,1,1,2-TETRACHLOROETHANE	10.878	131	100348	5.65	PPBV		96
78)	CHLOROBENZENE	10.865	112	186373	5.84	PPBV		100
79)	ETHYLBENZENE	11.768	91	307319	6.01	PPBV		100
80)	M,P-XYLENE	12.203	91	477115	12.39	PPBV	#	66
81)	O-XYLENE	13.158	91	244328	6.20	PPBV		98
82)	STYRENE	12.945	104	182372	6.33	PPBV		98
83)	NONANE	14.276	43	142486	4.87	PPBV		89
84)	BROMOFORM	12.016	173	118829	5.23	PPBV	#	97
85)	1,1,2,2-TETRACHLOROETHANE	13.167	83	179440	6.92	PPBV		97
86)	1,2,3-TRICHLOROPROPANE	13.457	75	136652	6.24	PPBV	#	100
88)	ISOPROPYLBENZENE	14.694	120	97469	6.29	PPBV		94
89)	BROMOBENZENE	14.575	77	168384	6.08	PPBV		98
90)	2-CHLOROTOLUENE	15.717	126	88602	6.68	PPBV		99
91)	N-PROPYLBENZENE	16.035	120	102404	6.70	PPBV		99
92)	4-ETHYLTOLUENE	16.312	105	364962	6.51	PPBV		99
93)	1,3,5-TRIMETHYLBENZENE	16.444	105	306840	6.55	PPBV		98
94)	ALPHA-METHYLSTYRENE	16.627	118	154403	6.74	PPBV		99
95)	TERT-BUTYLBENZENE	16.871	134	78733	6.58	PPBV		97
96)	1,2,4-TRIMETHYLBENZENE	16.878	105	320320	6.81	PPBV		96
97)	BENZYL CHLORIDE	16.958	91	230542	12.65	PPBV		99
98)	M-DICHLOROBENZENE	16.939	146	208042	7.25	PPBV		98
99)	P-DICHLOROBENZENE	17.016	146	209201	7.36	PPBV		99
100)	O-DICHLOROBENZENE	17.305	146	206522	7.52	PPBV		98
101)	SEC-BUTYLBENZENE	17.141	134	98201	6.91	PPBV		94
102)	1,2,3-TRIMETHYLBENZENE	17.251	105	319718	7.19	PPBV		99
103)	P-ISOPROPYLTOLUENE	17.315	134	111130	7.50	PPBV		99
104)	N-BUTYLBENZENE	17.656	134	106872	7.77	PPBV		99
105)	HEXACHLOROETHANE	17.836	117	127089	7.11	PPBV	#	90
106)	HEXACHLOROBUTADIENE	18.868	225	164307	7.81	PPBV		99
107)	1,2,4-TRICHLOROBENZENE	18.562	180	191488	10.83	PPBV		98
108)	NAPHTHALENE	18.611	128	528943	12.00	PPBV		100

(#) = qualifier out of range (m) = manual integration (+) = signals summed

Quantitation Report (QT Reviewed)

Data Path : C:\msdchem\1\data\
Data File : 7W00098.D
Acq On : 30 Nov 2022 2:12 pm
Operator : thomash
Sample : IC0005-5
Misc : MS61038,V7W0005,,,,,1
ALS Vial : 2 Sample Multiplier: 1

Quant Time: Dec 07 14:17:05 2022
Quant Method : C:\msdchem\1\methods\M7W0005.M
Quant Title : TO15 by GCMS w/DB-1, 30m X 0.25mm ID X 0.5 um
QLast Update : Fri Nov 18 08:51:55 2022
Response via : Initial Calibration

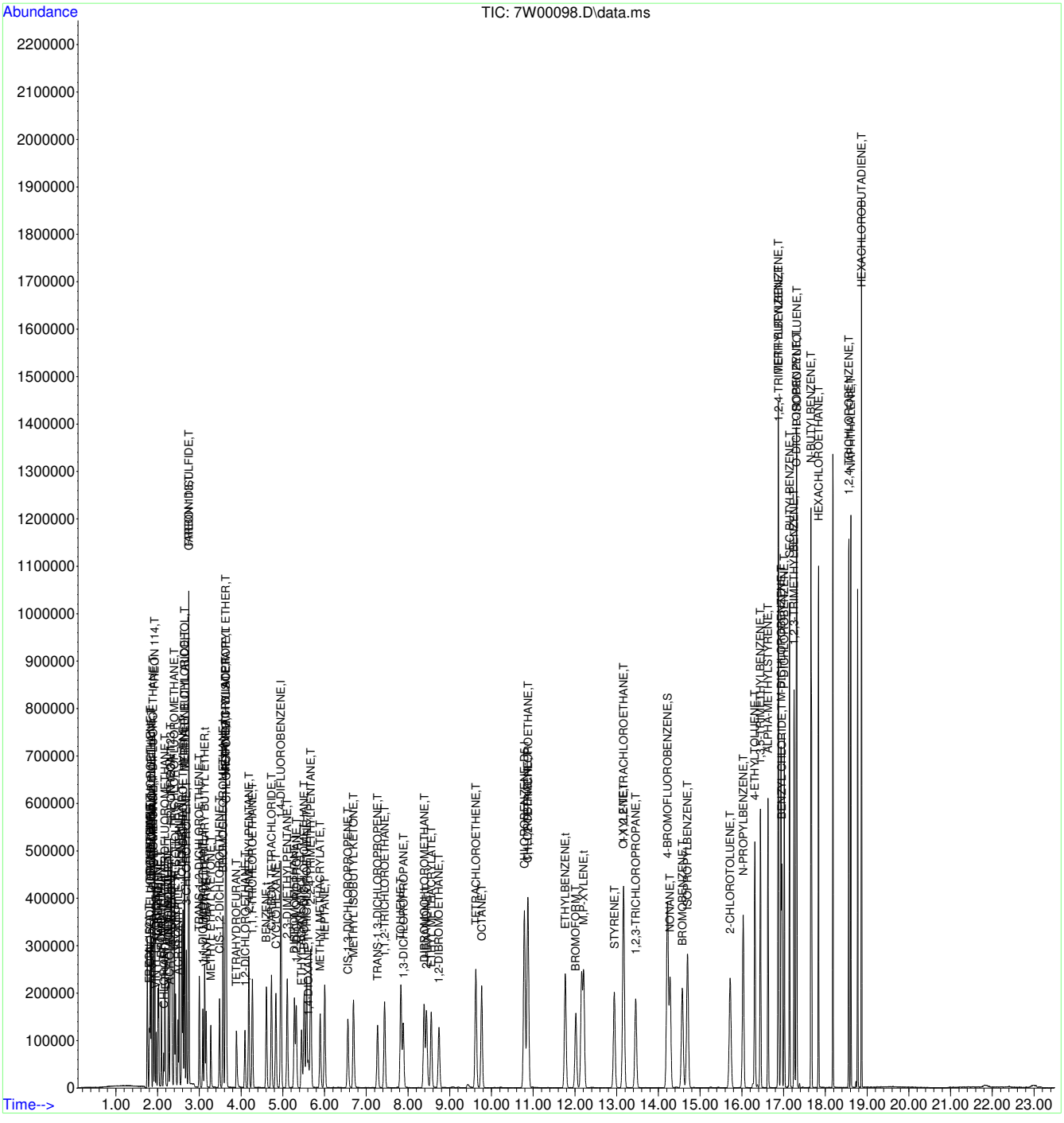

M7W0005.M Wed Dec 07 15:23:16 2022 Page: 3

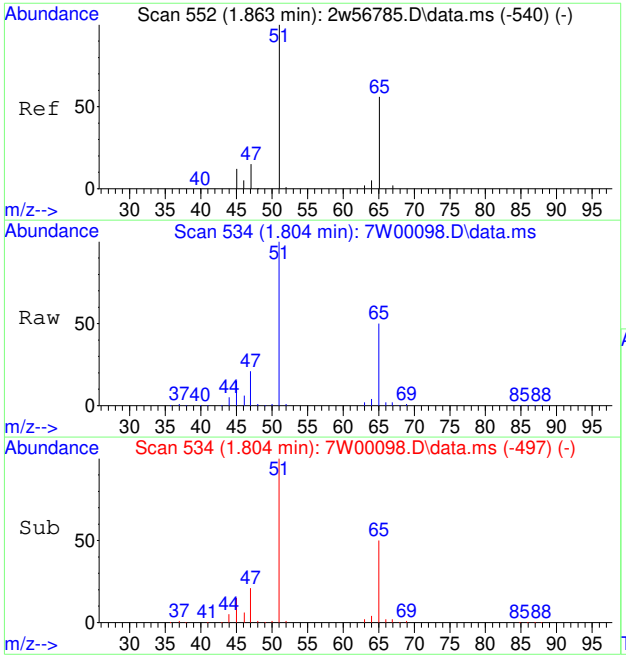

#3
FREON 152A
Concen: 3.55 PPBV m
RT: 1.804 min Scan# 534
Delta R.T. -0.032 min
Lab File: 7W00098.D
Acq: 30 Nov 2022 2:12 pm

Tgt Ion: 65 Resp: 26398

Ion	Ratio	Lower	Upper
65	100		
45	0.0	18.3	27.5#

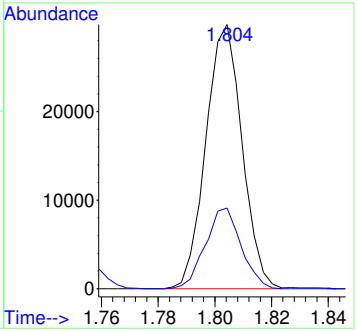

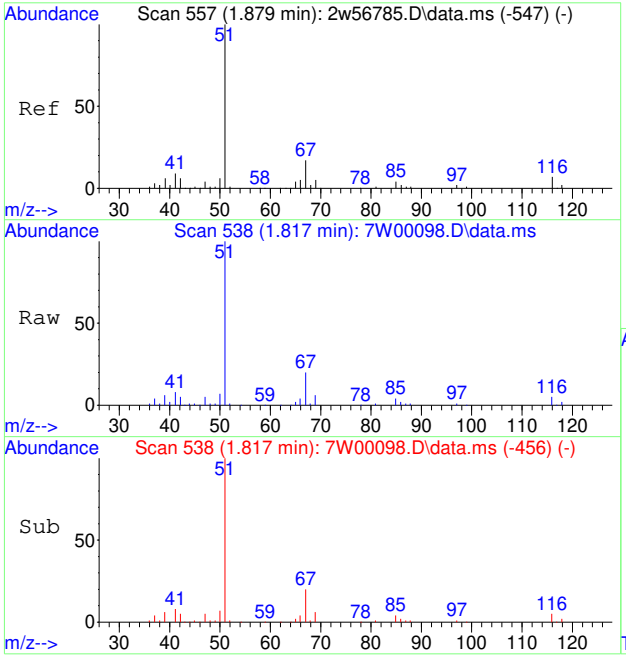

#4
CHLORODIFLUOROMETHANE
Concen: 3.52 PPBV
RT: 1.817 min Scan# 538
Delta R.T. -0.035 min
Lab File: 7W00098.D
Acq: 30 Nov 2022 2:12 pm

Tgt Ion: 67 Resp: 13103

Ion	Ratio	Lower	Upper
67	100		
69	36.6	28.8	43.2

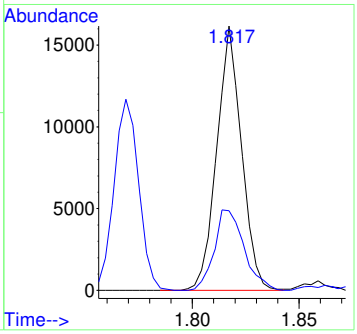

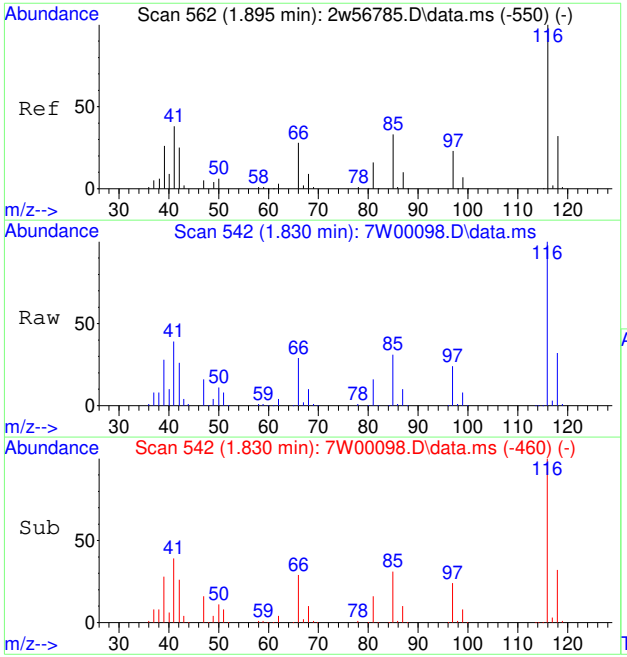

#5
CHLOROTRIFLUOROETHENE
Concen: 3.61 PPBV
RT: 1.830 min Scan# 542
Delta R.T. -0.036 min
Lab File: 7W00098.D
Acq: 30 Nov 2022 2:12 pm

Tgt Ion:116 Resp: 65826

Ion	Ratio	Lower	Upper
116	100		
118	32.5	26.1	39.1
85	247.8	0.0	0.0#

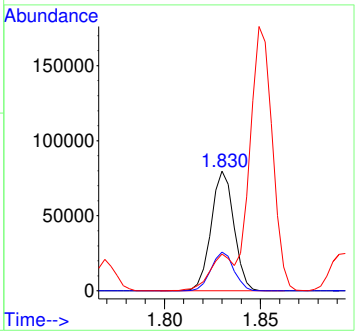

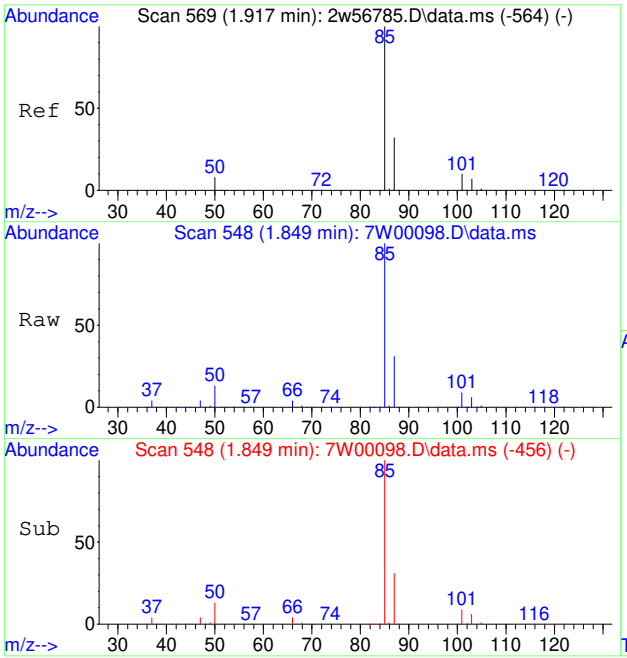

#6
DICHLORODIFLUOROMETHANE
Concen: 3.91 PPBV
RT: 1.849 min Scan# 548
Delta R.T. -0.036 min
Lab File: 7W00098.D
Acq: 30 Nov 2022 2:12 pm

Tgt Ion: 85 Resp: 163100

Ion	Ratio	Lower	Upper
85	100		
87	32.1	25.8	38.6
50	18.0	7.4	11.2#

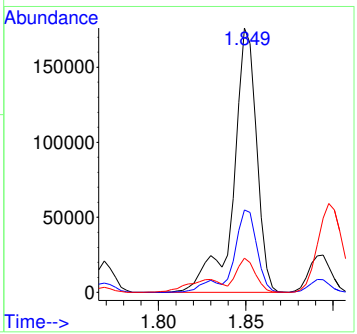

7.7.27

7

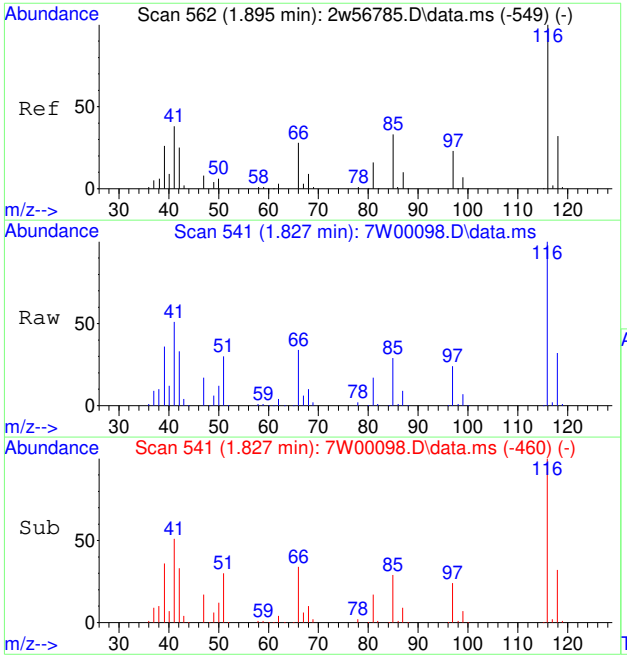

#7
PROPYLENE
Concen: 2.76 PPBV
RT: 1.827 min Scan# 541
Delta R.T. -0.039 min
Lab File: 7W00098.D
Acq: 30 Nov 2022 2:12 pm

Tgt Ion: 41 Resp: 29959

Ion	Ratio	Lower	Upper
41	100		
39	74.6	54.6	81.8
42	66.6	53.8	80.6

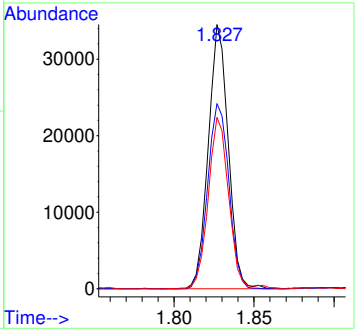

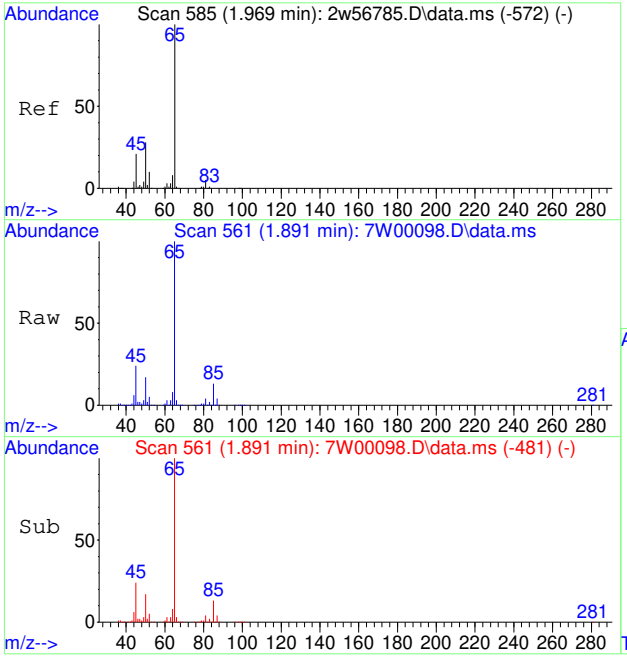

#8
1-CHLORO-1,1-DIFLUOROETHANE
Concen: 5.79 PPBV
RT: 1.891 min Scan# 561
Delta R.T. -0.042 min
Lab File: 7W00098.D
Acq: 30 Nov 2022 2:12 pm

Tgt Ion: 65 Resp: 160297

Ion	Ratio	Lower	Upper
65	100		
85	13.6	14.4	21.6#
45	24.5	16.7	25.1

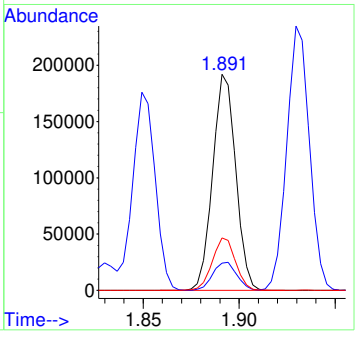

7.7.27

7

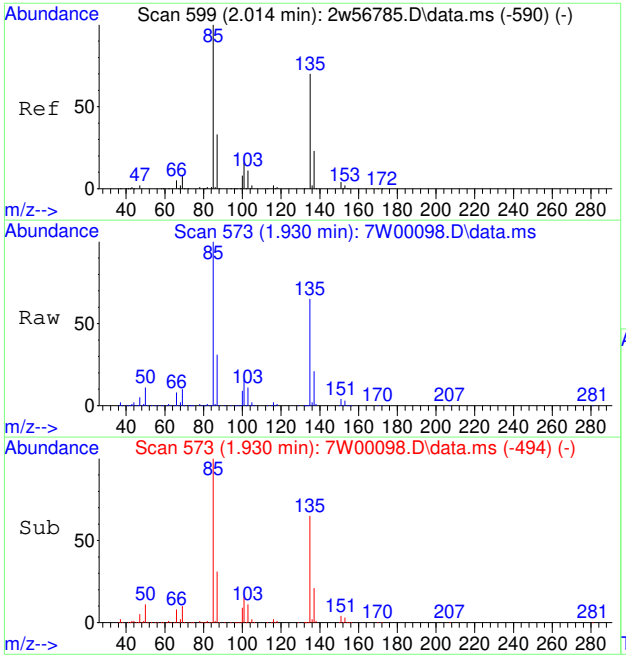

#9
FREON 114
Concen: 5.23 PPBV
RT: 1.930 min Scan# 573
Delta R.T. -0.045 min
Lab File: 7W00098.D
Acq: 30 Nov 2022 2:12 pm

Tgt Ion: 85 Resp: 193440

Ion	Ratio	Lower	Upper
85	100		
135	68.7	55.8	83.8
87	31.6	25.8	38.8

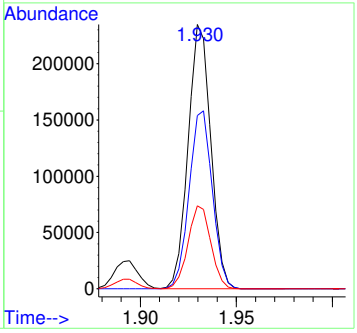

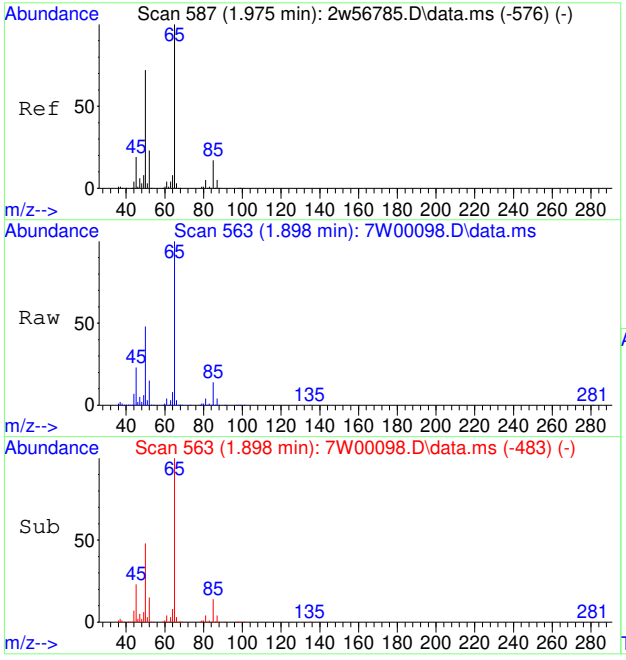

#10
CHLOROMETHANE
Concen: 4.01 PPBV
RT: 1.898 min Scan# 563
Delta R.T. -0.042 min
Lab File: 7W00098.D
Acq: 30 Nov 2022 2:12 pm

Tgt Ion: 52 Resp: 17145

Ion	Ratio	Lower	Upper
52	100		
50	334.3	248.2	372.2

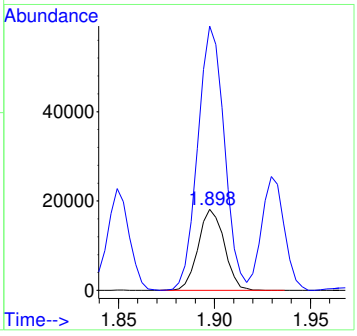

7.7.27

7

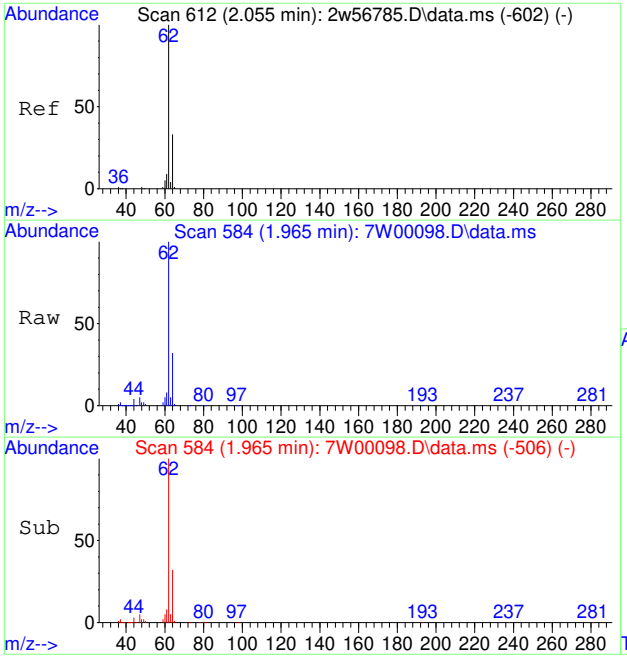

#11
VINYL CHLORIDE
Concen: 4.65 PPBV
RT: 1.965 min Scan# 584
Delta R.T. -0.048 min
Lab File: 7W00098.D
Acq: 30 Nov 2022 2:12 pm

Tgt Ion: 62 Resp: 64050

Ion	Ratio	Lower	Upper
62	100		
64	32.6	25.7	38.5
61	8.3	6.7	10.1

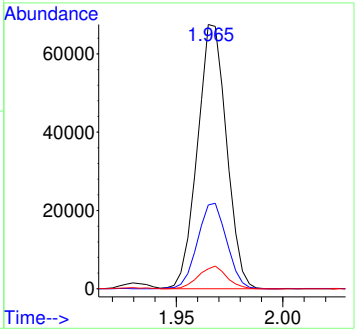

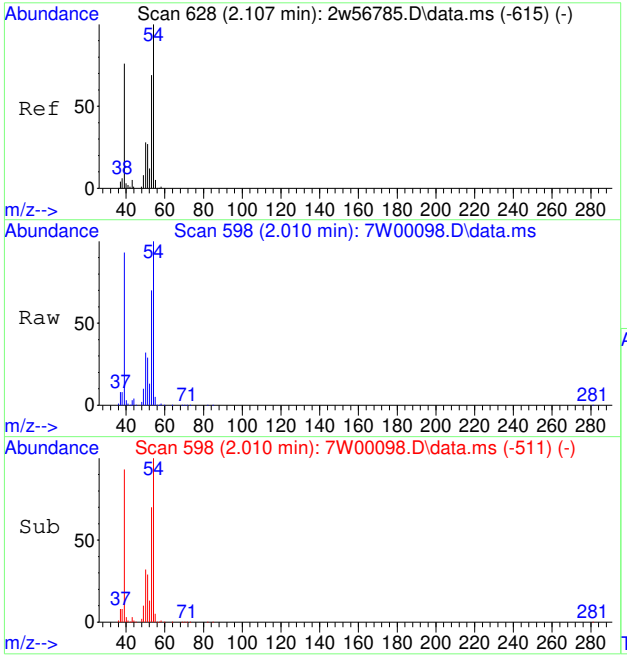

#12
1,3-BUTADIENE
Concen: 4.44 PPBV
RT: 2.010 min Scan# 598
Delta R.T. -0.052 min
Lab File: 7W00098.D
Acq: 30 Nov 2022 2:12 pm

Tgt Ion: 54 Resp: 49383

Ion	Ratio	Lower	Upper
54	100		
39	127.2	75.6	115.6#
53	72.0	49.8	89.8

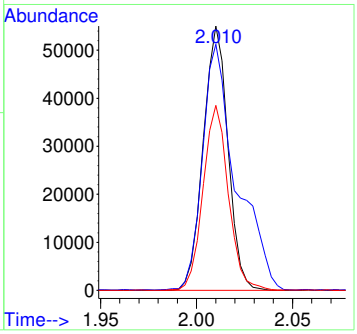

7.7.27

7

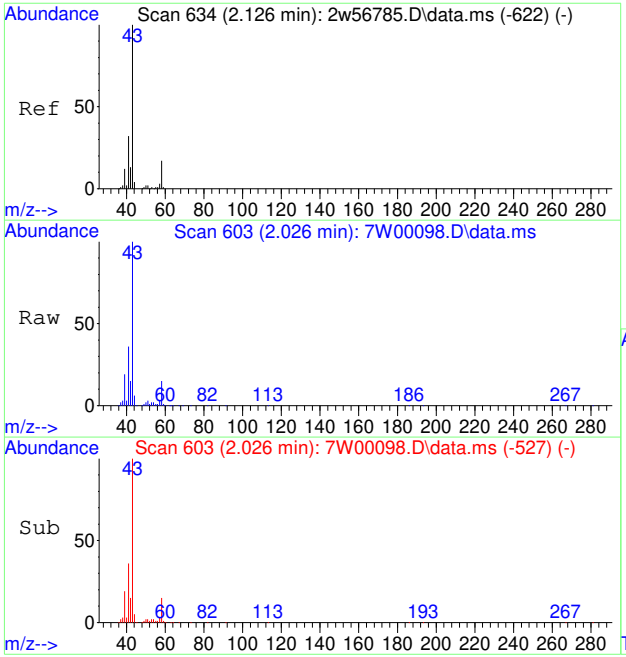

#13
N-BUTANE
Concen: 4.31 PPBV
RT: 2.026 min Scan# 603
Delta R.T. -0.055 min
Lab File: 7W00098.D
Acq: 30 Nov 2022 2:12 pm

Tgt Ion: 43 Resp: 90530

Ion	Ratio	Lower	Upper
43	100		
58	15.0	14.2	21.2
44	6.1	4.2	6.4

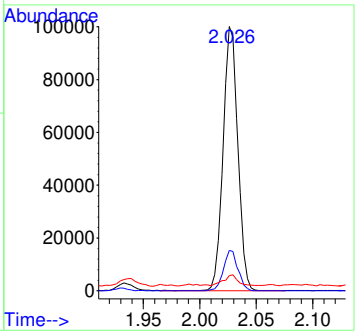

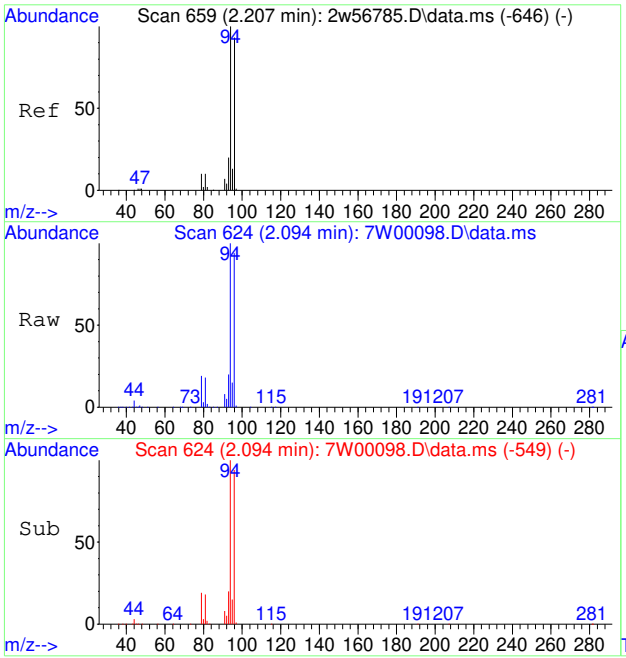

#14
BROMOMETHANE
Concen: 5.42 PPBV
RT: 2.094 min Scan# 624
Delta R.T. -0.058 min
Lab File: 7W00098.D
Acq: 30 Nov 2022 2:12 pm

Tgt Ion: 94 Resp: 62570

Ion	Ratio	Lower	Upper
94	100		
96	94.9	75.4	113.0
95	14.1	11.0	16.4

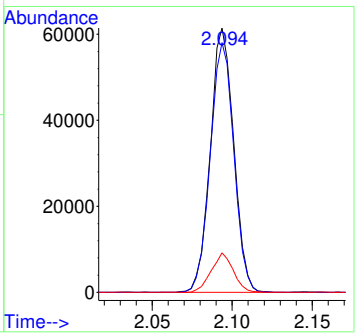

7.7.27

7

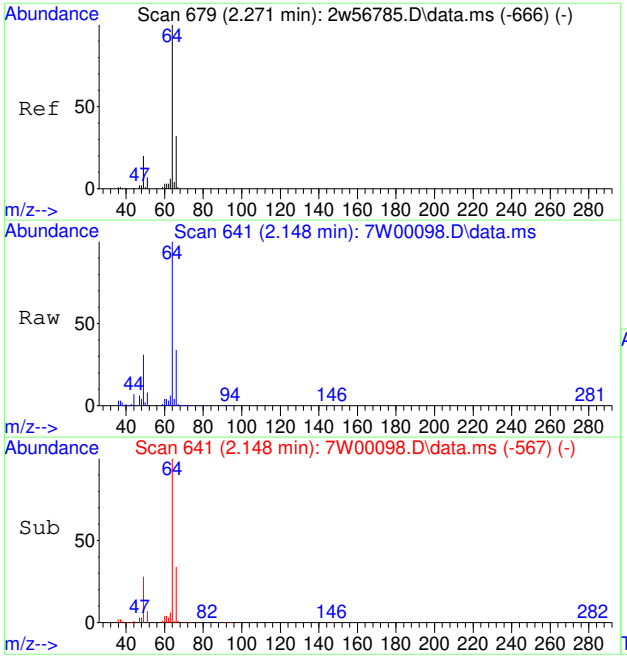

#15
CHLOROETHANE
Concen: 4.82 PPBV
RT: 2.148 min Scan# 641
Delta R.T. -0.061 min
Lab File: 7W00098.D
Acq: 30 Nov 2022 2:12 pm

Tgt Ion: 64 Resp: 33522

Ion	Ratio	Lower	Upper
64	100		
66	35.2	27.1	40.7
49	27.8	23.3	34.9

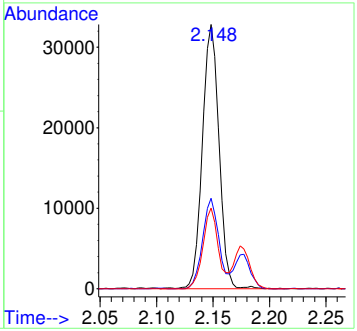

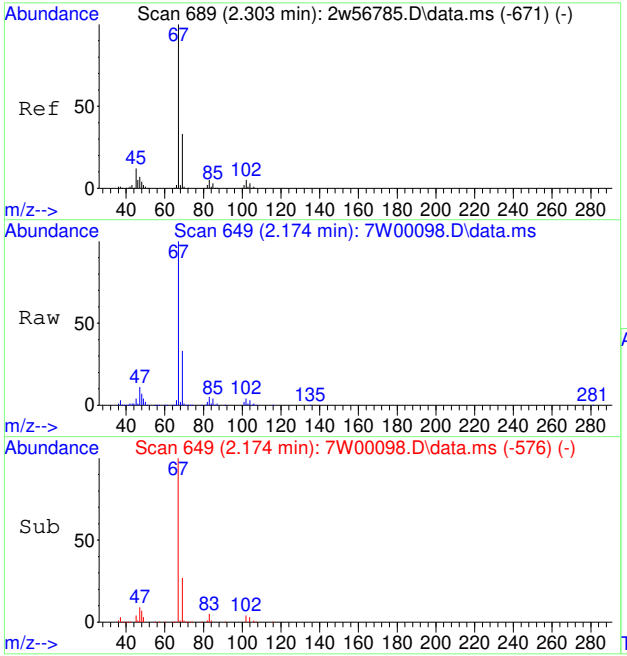

#16
DICHLOROFLUOROMETHANE
Concen: 5.39 PPBV
RT: 2.174 min Scan# 649
Delta R.T. -0.064 min
Lab File: 7W00098.D
Acq: 30 Nov 2022 2:12 pm

Tgt Ion: 67 Resp: 146789

Ion	Ratio	Lower	Upper
67	100		
69	32.6	26.1	39.1
47	12.9	6.2	9.2#

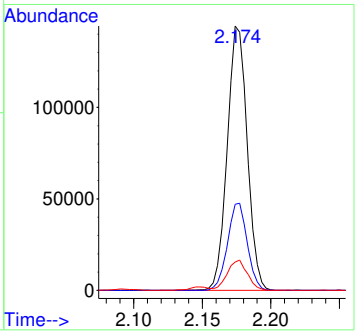

7.7.27

7

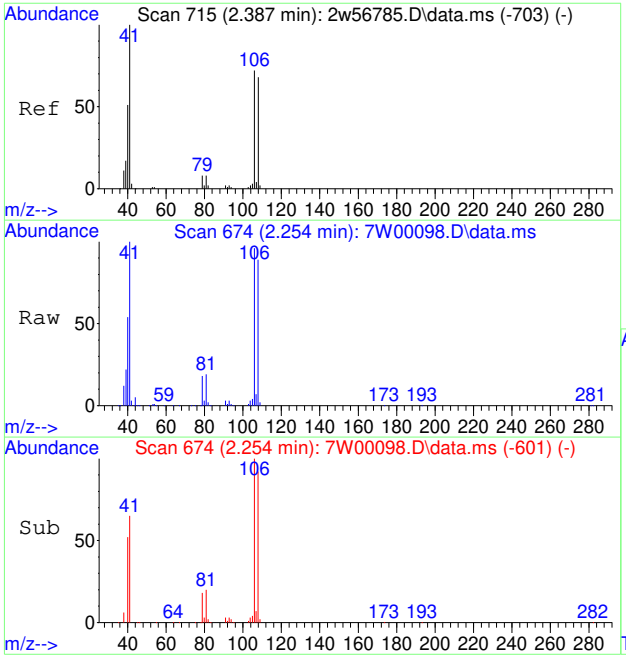

#17
ACETONITRILE
Concen: 4.19 PPBV
RT: 2.254 min Scan# 674
Delta R.T. -0.064 min
Lab File: 7W00098.D
Acq: 30 Nov 2022 2:12 pm

Tgt Ion: 41 Resp: 51285

Ion	Ratio	Lower	Upper
41	100		
40	53.7	41.6	62.4
39	20.4	14.2	21.4

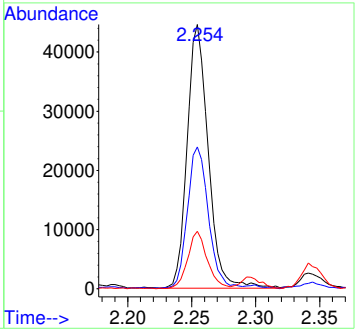

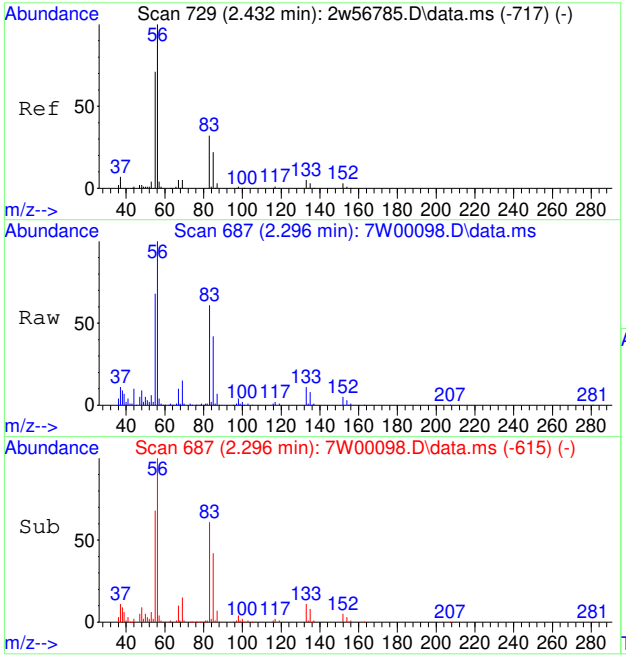

#18
ACROLEIN
Concen: 6.34 PPBV
RT: 2.296 min Scan# 687
Delta R.T. -0.068 min
Lab File: 7W00098.D
Acq: 30 Nov 2022 2:12 pm

Tgt Ion: 56 Resp: 28582

Ion	Ratio	Lower	Upper
56	100		
55	70.2	56.0	84.0

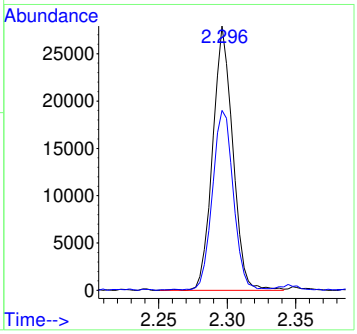

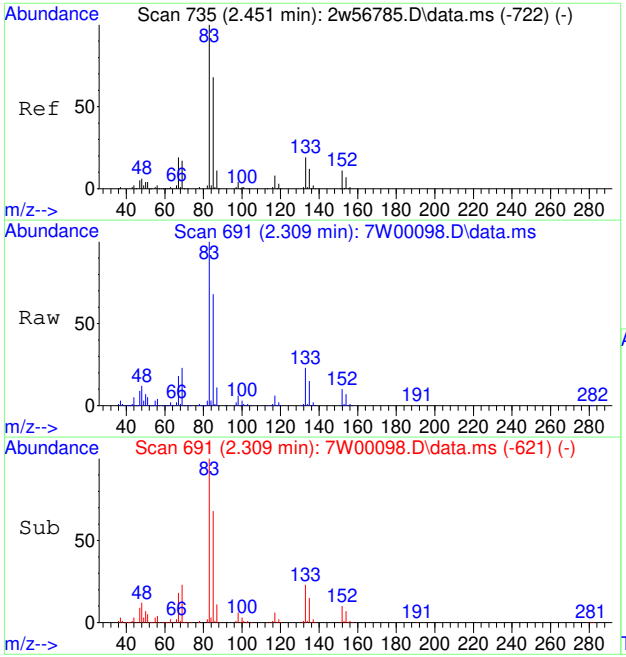

#19
FREON 123
Concen: 5.51 PPBV
RT: 2.309 min Scan# 691
Delta R.T. -0.074 min
Lab File: 7W00098.D
Acq: 30 Nov 2022 2:12 pm

Tgt Ion: 83 Resp: 153474

Ion	Ratio	Lower	Upper
83	100		
85	95.3	72.7	109.1
133	24.7	15.8	23.6#

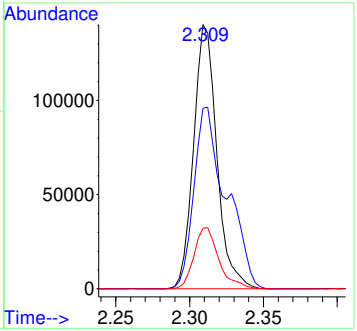

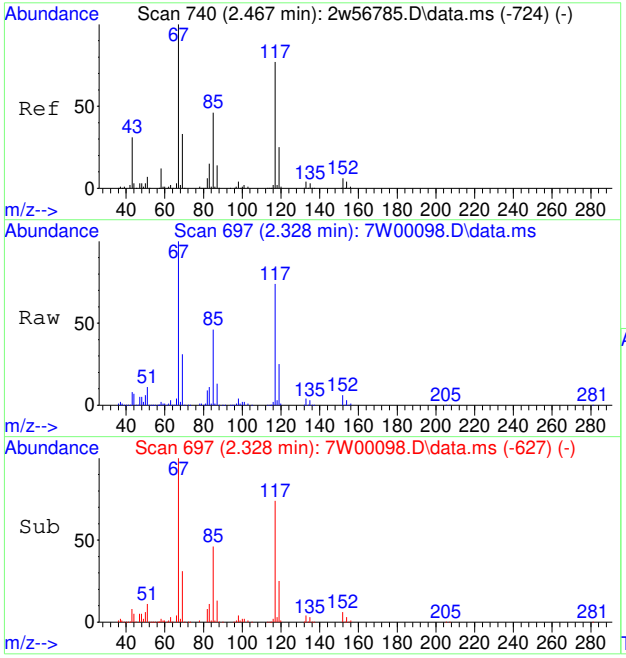

#20
FREON 123A
Concen: 6.11 PPBV
RT: 2.328 min Scan# 697
Delta R.T. -0.074 min
Lab File: 7W00098.D
Acq: 30 Nov 2022 2:12 pm

Tgt Ion:117 Resp: 94732

Ion	Ratio	Lower	Upper
117	100		
67	143.5	113.3	169.9

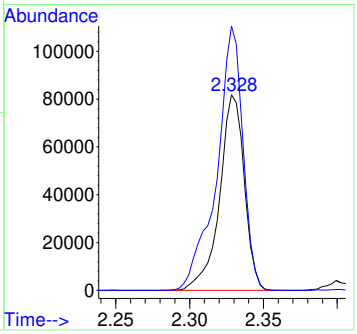

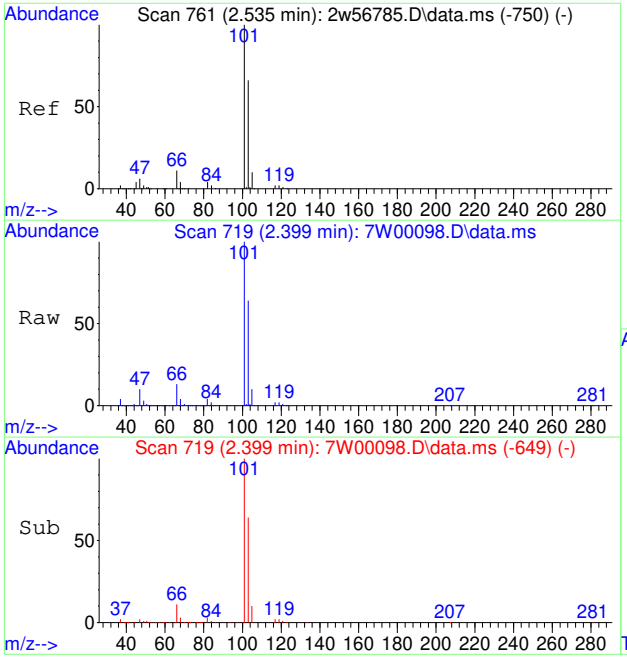

#21
TRICHLOROFLUOROMETHANE
Concen: 6.75 PPBV
RT: 2.399 min Scan# 719
Delta R.T. -0.074 min
Lab File: 7W00098.D
Acq: 30 Nov 2022 2:12 pm

Tgt Ion:101 Resp: 206936

Ion	Ratio	Lower	Upper
101	100		
103	64.5	51.8	77.6
105	10.4	8.4	12.6

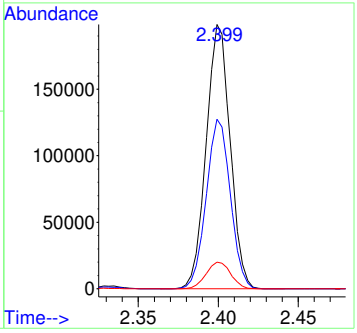

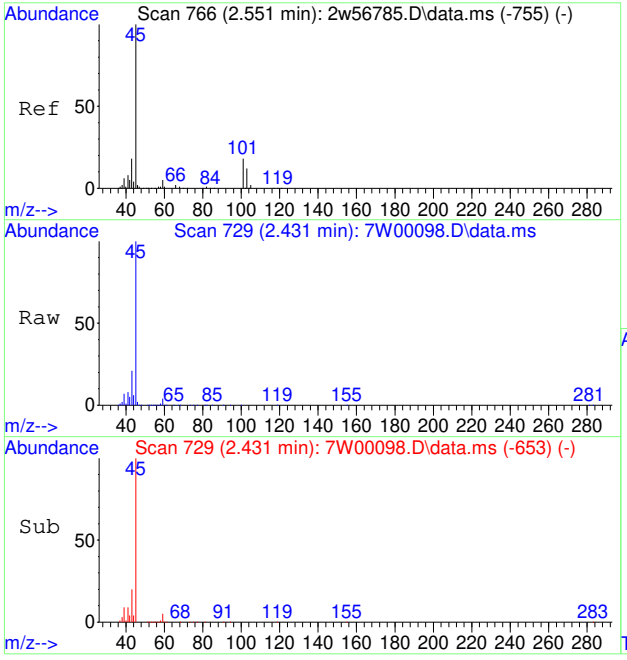

#22
ISOPROPYL ALCOHOL
Concen: 4.62 PPBV
RT: 2.431 min Scan# 729
Delta R.T. -0.055 min
Lab File: 7W00098.D
Acq: 30 Nov 2022 2:12 pm

Tgt Ion: 45 Resp: 143597

Ion	Ratio	Lower	Upper
45	100		
43	21.8	15.5	23.3
59	4.5	4.1	6.1

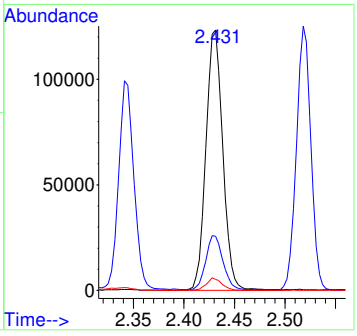

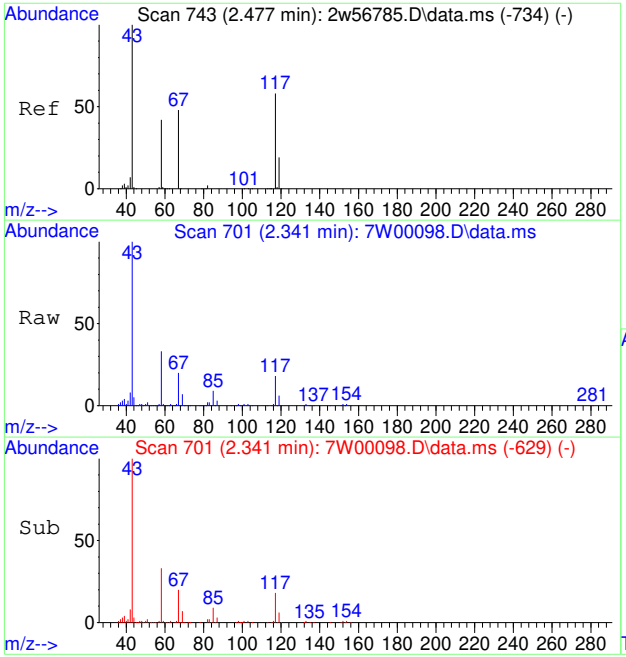

#23
ACETONE
Concen: 4.59 PPBV
RT: 2.341 min Scan# 701
Delta R.T. -0.068 min
Lab File: 7W00098.D
Acq: 30 Nov 2022 2:12 pm

Tgt Ion: 58 Resp: 34551

Ion	Ratio	Lower	Upper
58	100		
43	310.8	195.9	293.9#

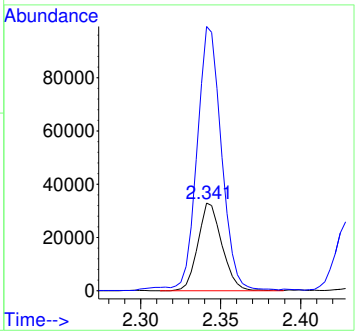

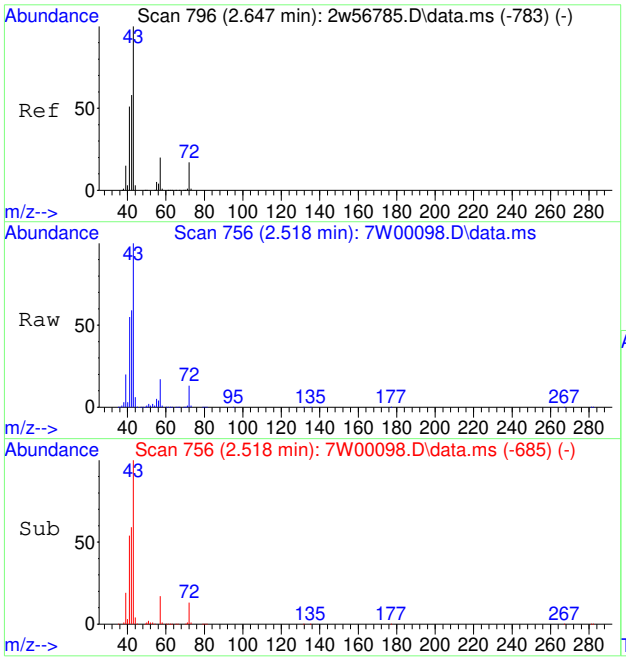

#24
PENTANE
Concen: 5.17 PPBV
RT: 2.518 min Scan# 756
Delta R.T. -0.071 min
Lab File: 7W00098.D
Acq: 30 Nov 2022 2:12 pm

Tgt Ion: 42 Resp: 74446

Ion	Ratio	Lower	Upper
42	100		
41	92.4	69.5	104.3
57	28.5	27.4	41.0

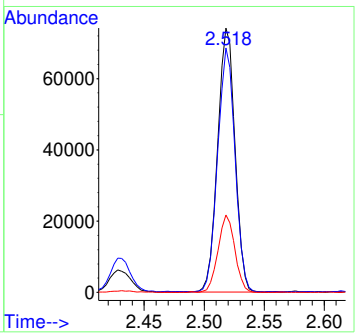

7.7.27

7

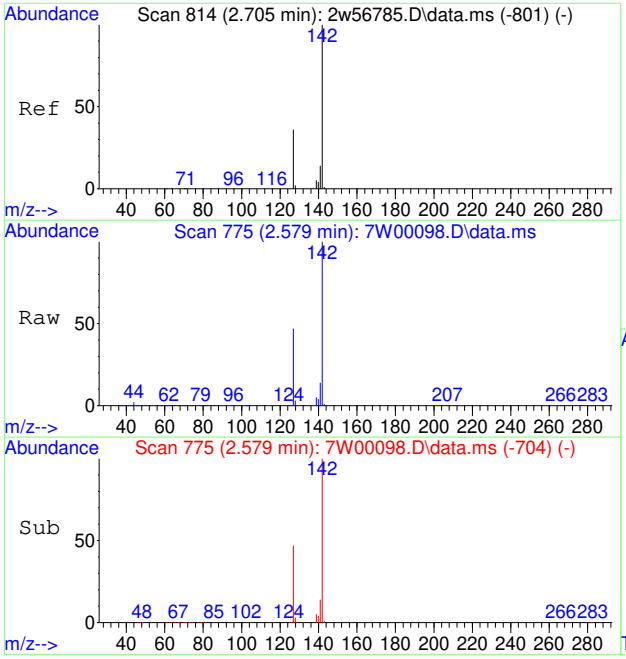

#25
IODOMETHANE
Concen: 7.55 PPBV
RT: 2.579 min Scan# 775
Delta R.T. -0.071 min
Lab File: 7W00098.D
Acq: 30 Nov 2022 2:12 pm

Tgt Ion:142 Resp: 210133

Ion	Ratio	Lower	Upper
142	100		
127	48.3	29.1	43.7#

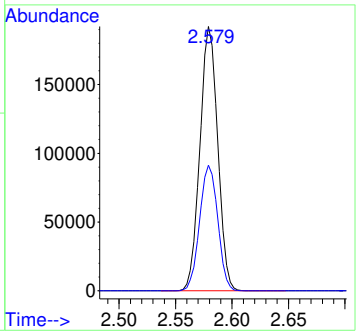

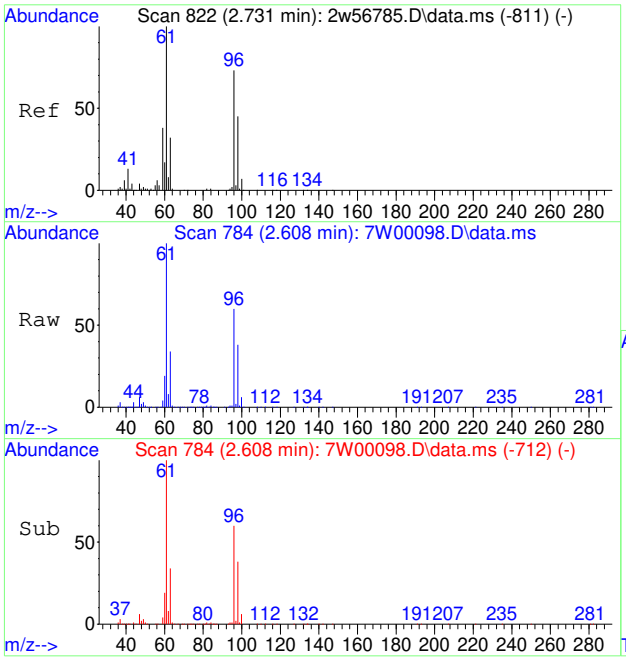

#26
1,1-DICHLOROETHYLENE
Concen: 6.92 PPBV
RT: 2.608 min Scan# 784
Delta R.T. -0.068 min
Lab File: 7W00098.D
Acq: 30 Nov 2022 2:12 pm

Tgt Ion: 96 Resp: 78717

Ion	Ratio	Lower	Upper
96	100		
61	169.1	109.4	164.2#
63	56.3	36.2	54.2#

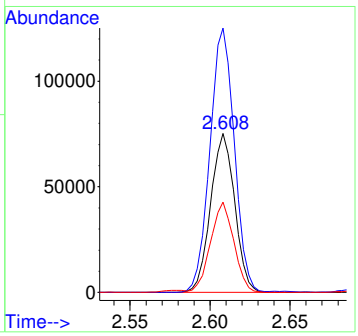

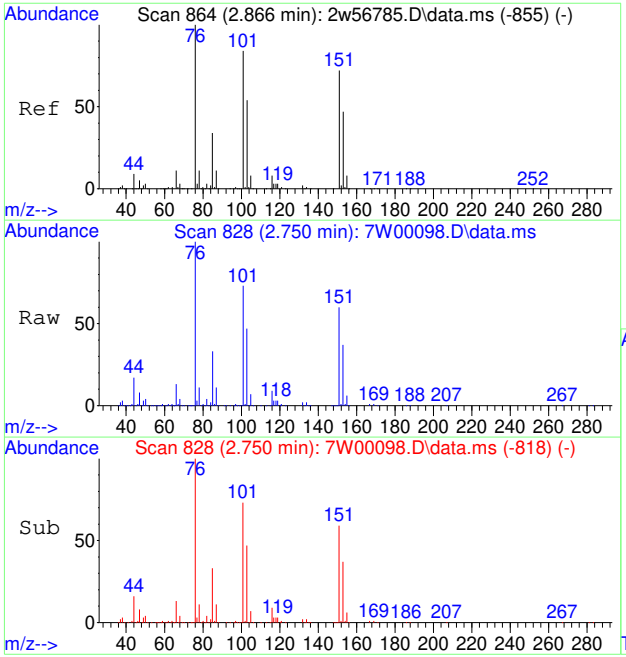

#27
CARBON DISULFIDE
Concen: 7.17 PPBV
RT: 2.750 min Scan# 828
Delta R.T. -0.068 min
Lab File: 7W00098.D
Acq: 30 Nov 2022 2:12 pm

Tgt Ion: 76 Resp: 238107

Ion	Ratio	Lower	Upper
76	100		
78	11.1	8.6	13.0
44	16.2	7.2	10.8#

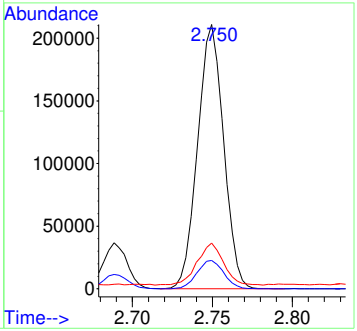

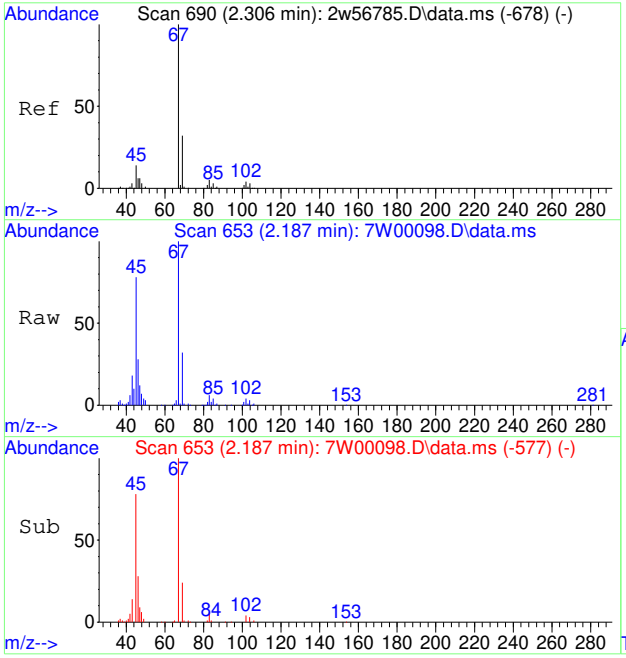

#28
ETHANOL
Concen: 3.85 PPBV
RT: 2.187 min Scan# 653
Delta R.T. -0.055 min
Lab File: 7W00098.D
Acq: 30 Nov 2022 2:12 pm

Tgt Ion: 45 Resp: 27395

Ion	Ratio	Lower	Upper
45	100		
46	39.8	34.1	51.1
42	10.1	6.1	9.1#

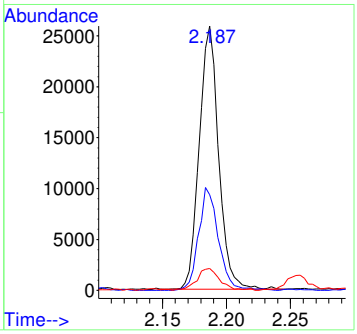

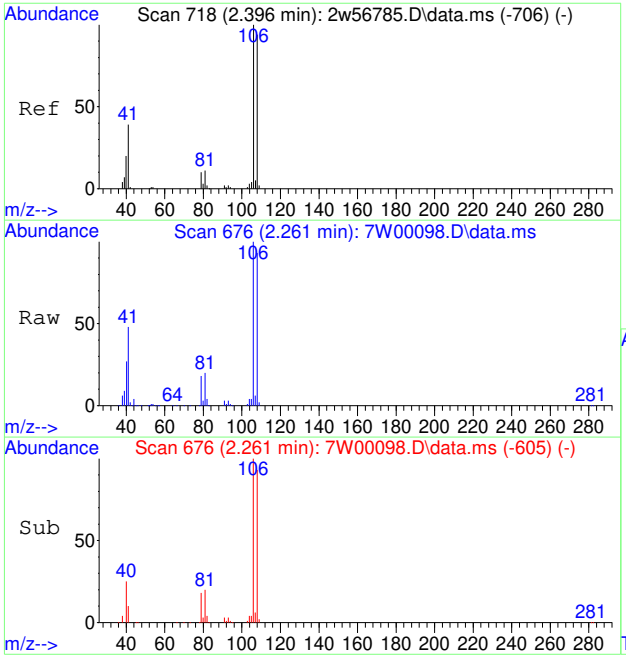

#29
BROMOETHENE
Concen: 5.78 PPBV
RT: 2.261 min Scan# 676
Delta R.T. -0.071 min
Lab File: 7W00098.D
Acq: 30 Nov 2022 2:12 pm

Tgt Ion:106 Resp: 66040

Ion	Ratio	Lower	Upper
106	100		
108	95.5	75.7	113.5
81	19.2	8.3	12.5#

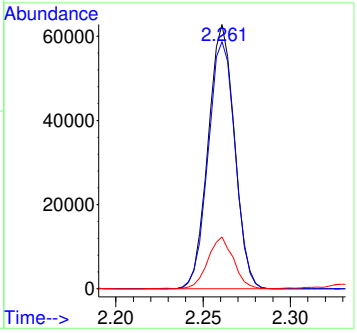

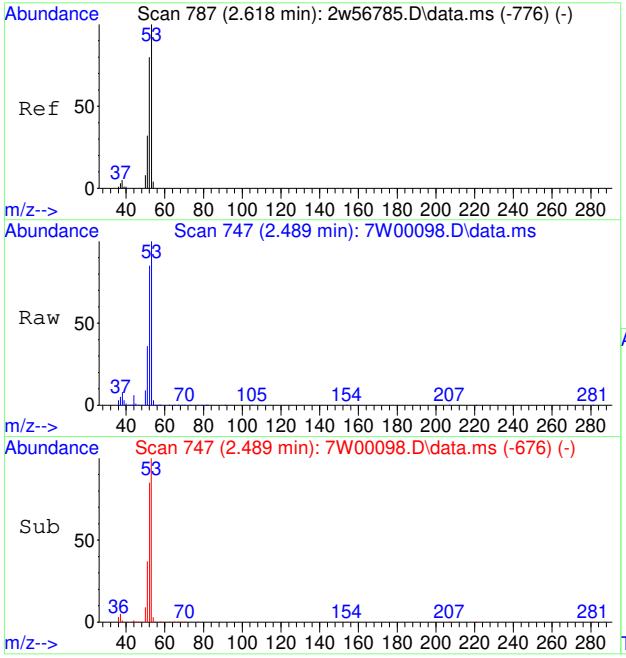

#30
ACRYLONITRILE
Concen: 5.15 PPBV
RT: 2.489 min Scan# 747
Delta R.T. -0.071 min
Lab File: 7W00098.D
Acq: 30 Nov 2022 2:12 pm

Tgt Ion: 52 Resp: 49918

Ion	Ratio	Lower	Upper
52	100		
53	123.1	102.0	153.0
51	46.4	34.8	52.2

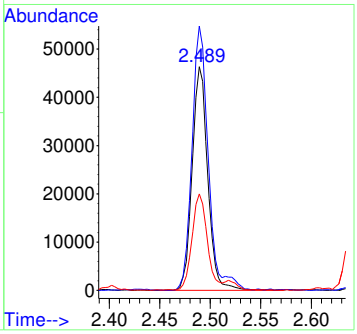

7.7.27

7

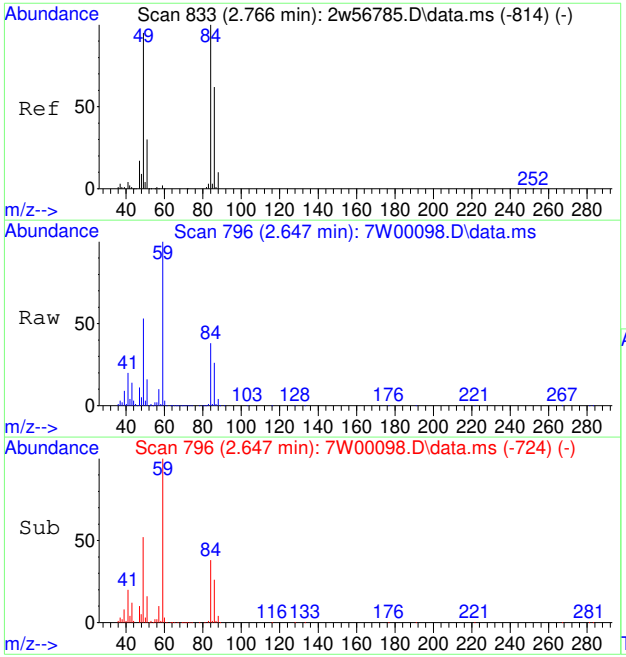

#31
METHYLENE CHLORIDE
Concen: 6.30 PPBV
RT: 2.647 min Scan# 796
Delta R.T. -0.068 min
Lab File: 7W00098.D
Acq: 30 Nov 2022 2:12 pm

Tgt Ion: 84 Resp: 71867

Ion	Ratio	Lower	Upper
84	100		
86	67.1	50.9	76.3
49	136.1	78.6	118.0#

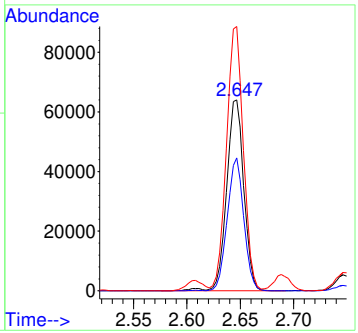

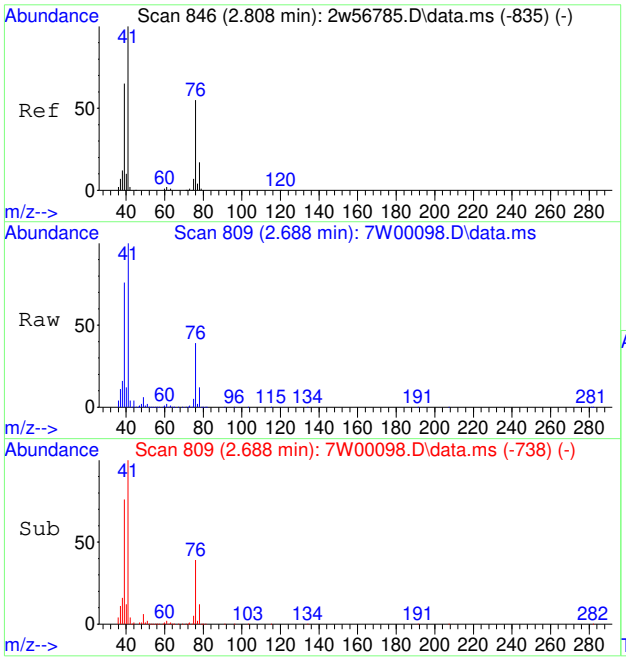

#32
3-CHLOROPROPENE
Concen: 7.38 PPBV
RT: 2.688 min Scan# 809
Delta R.T. -0.071 min
Lab File: 7W00098.D
Acq: 30 Nov 2022 2:12 pm

Tgt Ion: 76 Resp: 38434

Ion	Ratio	Lower	Upper
76	100		
41	265.0	147.9	221.9#
39	201.4	94.6	141.8#
78	32.7	25.9	38.9

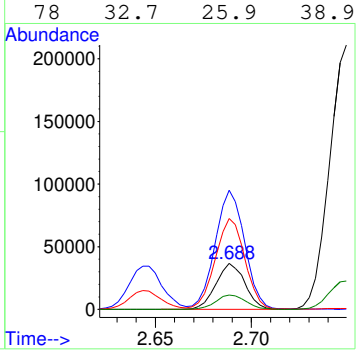

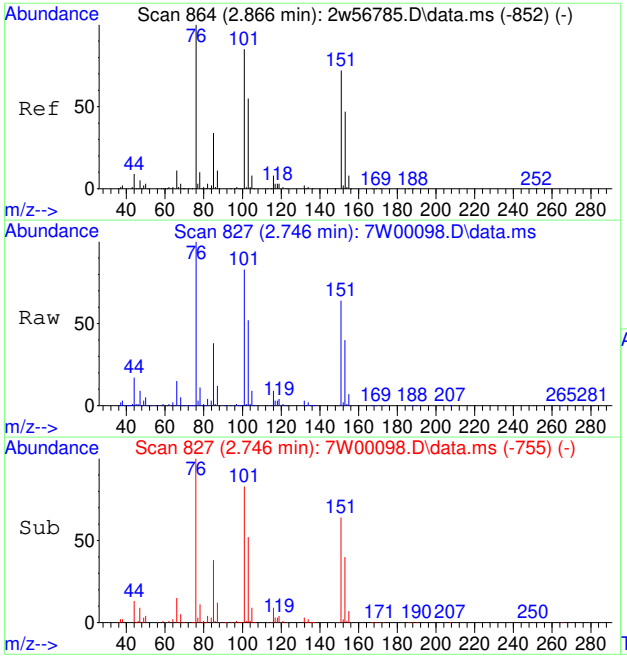

#33
FREON 113
Concen: 7.48 PPBV
RT: 2.746 min Scan# 827
Delta R.T. -0.068 min
Lab File: 7W00098.D
Acq: 30 Nov 2022 2:12 pm

Tgt Ion:151 Resp: 140295

Ion	Ratio	Lower	Upper
151	100		
101	130.7	94.8	142.2
103	82.8	61.0	91.4

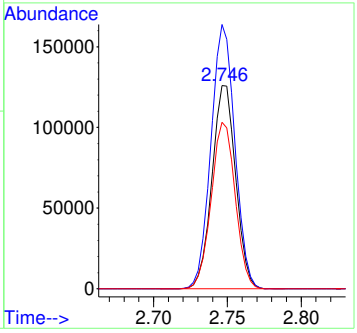

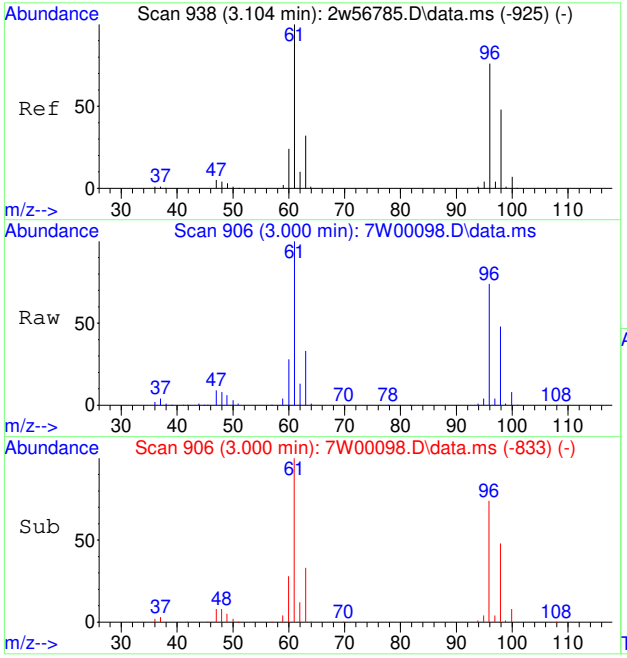

#34
TRANS-1,2-DICHLOROETHENE
Concen: 5.21 PPBV
RT: 3.000 min Scan# 906
Delta R.T. -0.064 min
Lab File: 7W00098.D
Acq: 30 Nov 2022 2:12 pm

Tgt Ion: 96 Resp: 59165

Ion	Ratio	Lower	Upper
96	100		
61	135.5	104.3	156.5
98	64.6	50.6	76.0

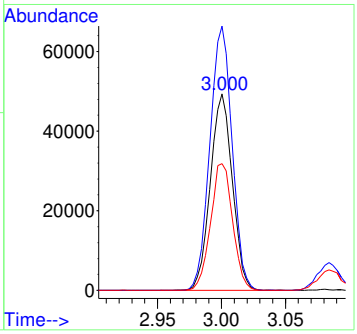

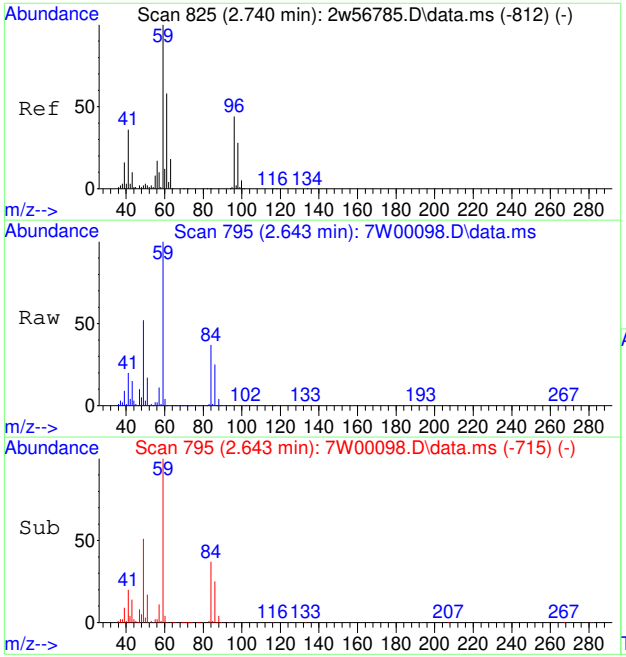

#35
TERTIARY BUTYL ALCOHOL
Concen: 7.38 PPBV
RT: 2.643 min Scan# 795
Delta R.T. -0.042 min
Lab File: 7W00098.D
Acq: 30 Nov 2022 2:12 pm

Tgt Ion: 59 Resp: 202392

Ion	Ratio	Lower	Upper
59	100		
41	21.0	29.9	44.9#
43	14.7	8.9	13.3#

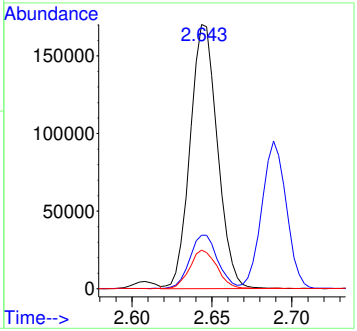

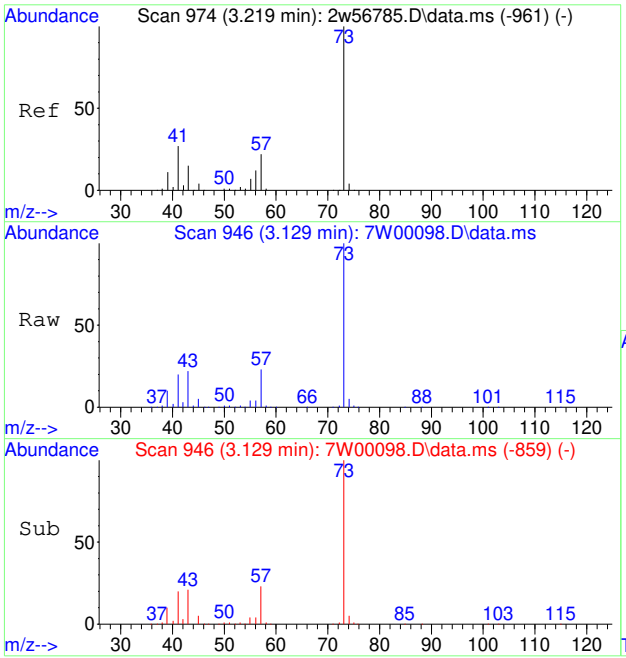

#36
METHYL TERTIARY BUTYL ETHER
Concen: 5.08 PPBV
RT: 3.129 min Scan# 946
Delta R.T. -0.052 min
Lab File: 7W00098.D
Acq: 30 Nov 2022 2:12 pm

Tgt Ion: 73 Resp: 165975

Ion	Ratio	Lower	Upper
73	100		
45	6.2	3.2	4.8#

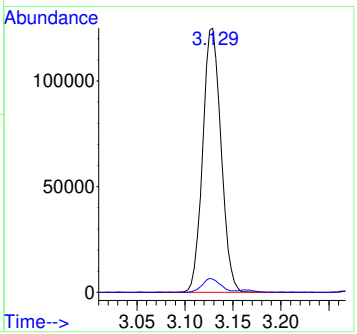

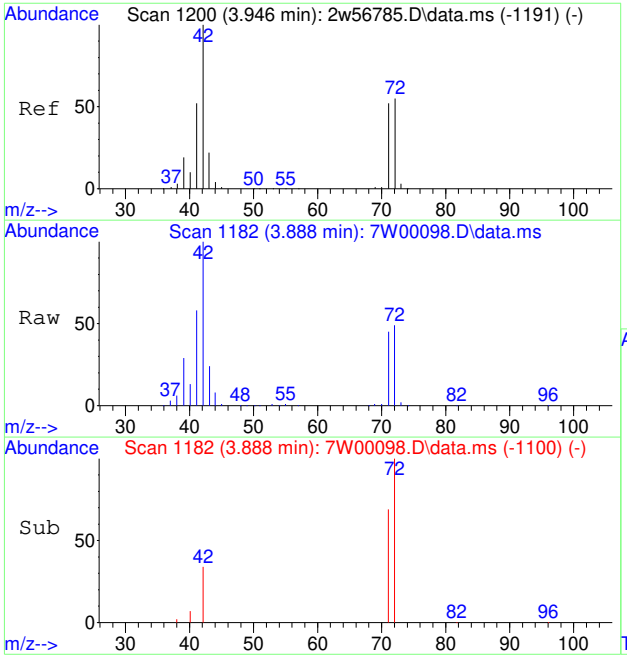

#37
TETRAHYDROFURAN
Concen: 5.68 PPBV
RT: 3.888 min Scan# 1182
Delta R.T. -0.036 min
Lab File: 7W00098.D
Acq: 30 Nov 2022 2:12 pm

Tgt Ion: 72 Resp: 29280

Ion	Ratio	Lower	Upper
72	100		
42	212.4	149.0	223.6
71	95.0	74.5	111.7

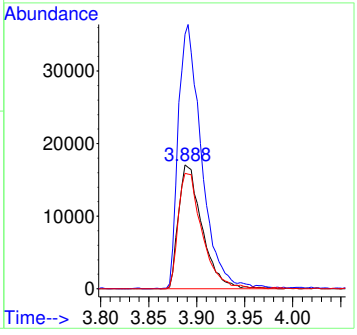

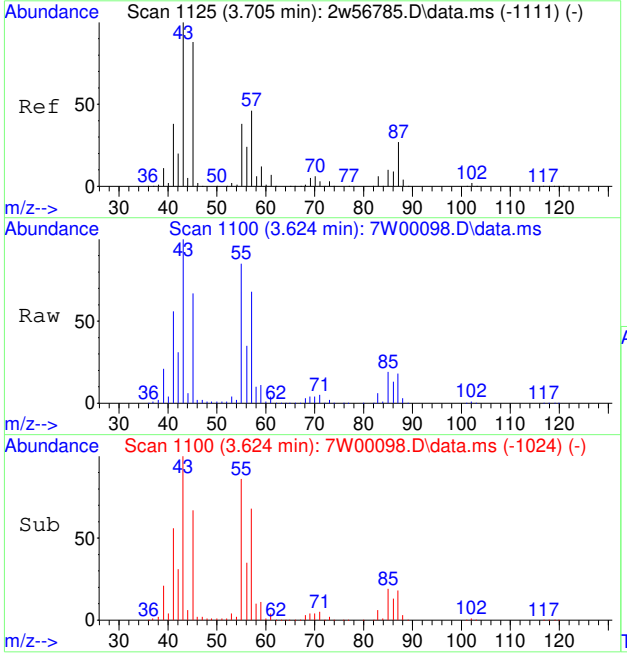

#38
HEXANE
Concen: 4.28 PPBV
RT: 3.624 min Scan# 1100
Delta R.T. -0.055 min
Lab File: 7W00098.D
Acq: 30 Nov 2022 2:12 pm

Tgt Ion: 57 Resp: 89021

Ion	Ratio	Lower	Upper
57	100		
56	52.3	42.0	63.0
41	108.1	66.2	99.2#

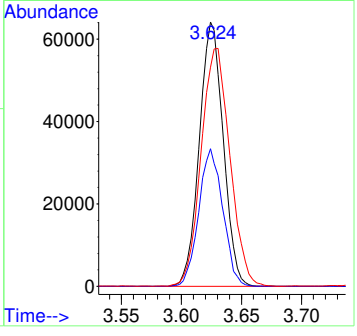

7.7.27

7

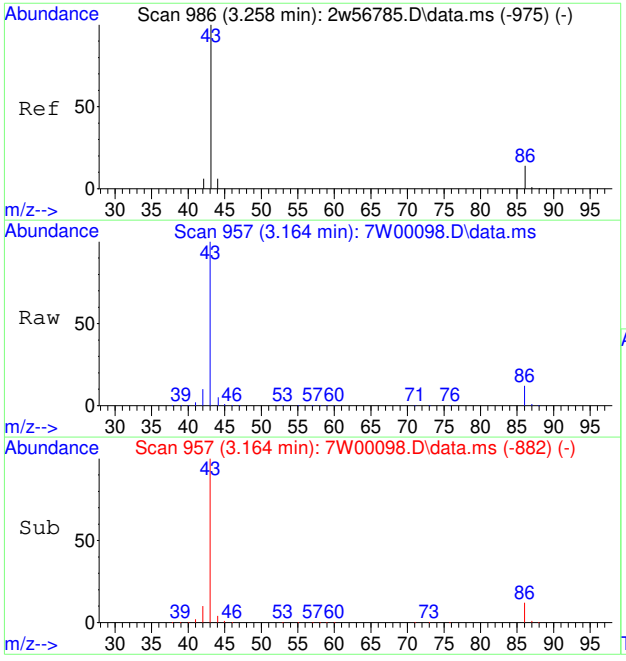

#39
VINYL ACETATE
Concen: 9.23 PPBV
RT: 3.164 min Scan# 957
Delta R.T. -0.058 min
Lab File: 7W00098.D
Acq: 30 Nov 2022 2:12 pm

Tgt Ion: 86 Resp: 17439

Ion	Ratio	Lower	Upper
86	100		
43	839.7	626.3	939.5
44	51.5	34.5	51.7

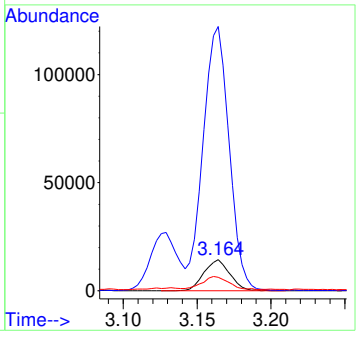

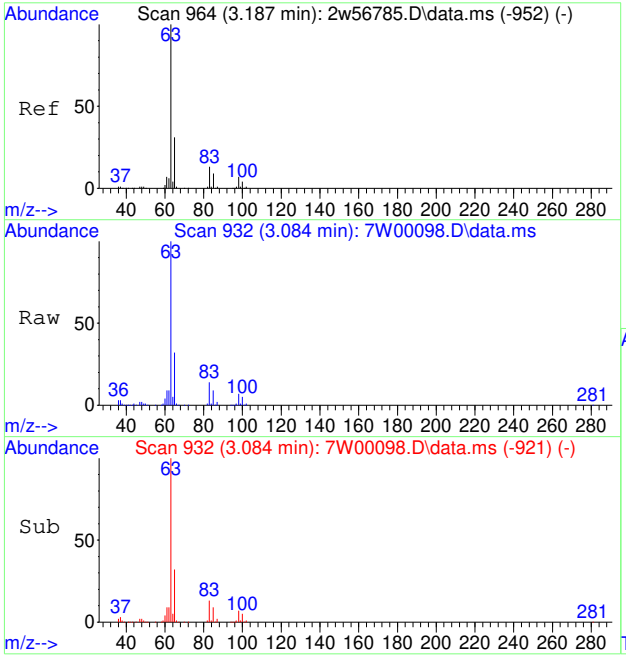

#40
1,1-DICHLOROETHANE
Concen: 4.50 PPBV
RT: 3.084 min Scan# 932
Delta R.T. -0.064 min
Lab File: 7W00098.D
Acq: 30 Nov 2022 2:12 pm

Tgt Ion: 63 Resp: 96744

Ion	Ratio	Lower	Upper
63	100		
65	31.7	25.3	37.9
83	14.0	10.6	16.0

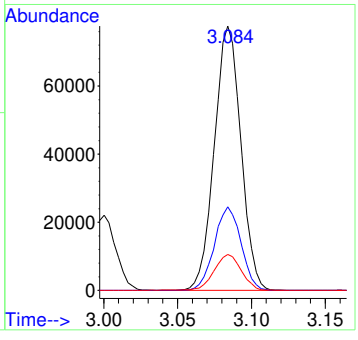

7.7.27

7

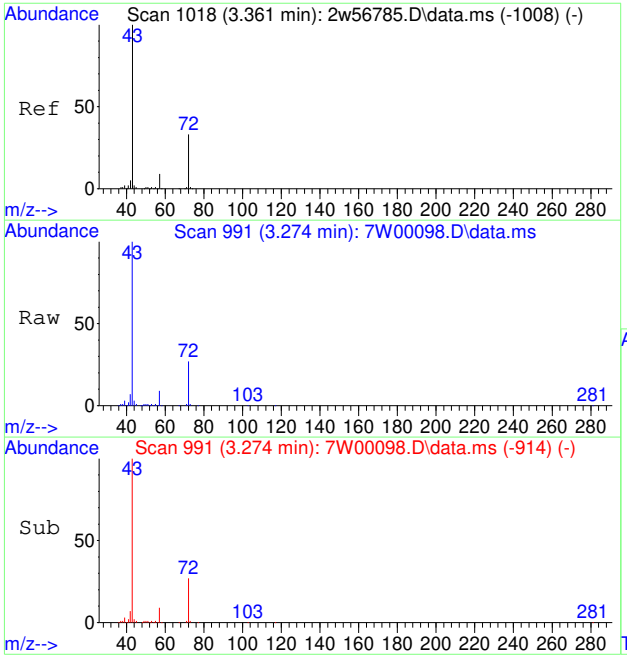

#41
METHYL ETHYL KETONE
Concen: 5.17 PPBV
RT: 3.274 min Scan# 991
Delta R.T. -0.052 min
Lab File: 7W00098.D
Acq: 30 Nov 2022 2:12 pm

Tgt Ion: 72 Resp: 29761

Ion	Ratio	Lower	Upper
72	100		
57	31.8	22.2	33.4
43	368.7	252.6	378.8

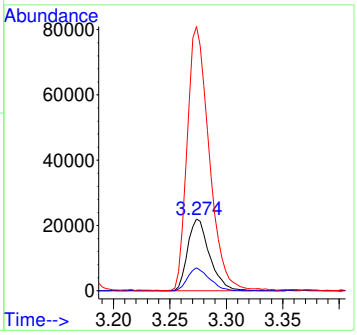

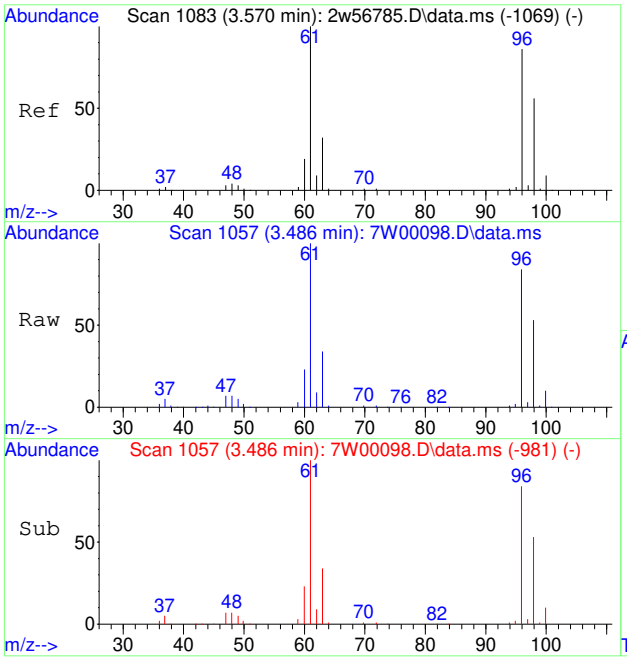

#42
CIS-1,2-DICHLOROETHENE
Concen: 5.68 PPBV
RT: 3.486 min Scan# 1057
Delta R.T. -0.055 min
Lab File: 7W00098.D
Acq: 30 Nov 2022 2:12 pm

Tgt Ion: 96 Resp: 63688

Ion	Ratio	Lower	Upper
96	100		
98	62.0	51.1	76.7
61	121.3	93.9	140.9

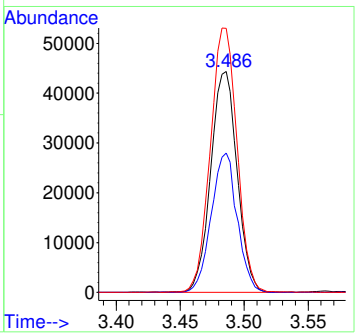

7.7.27

7

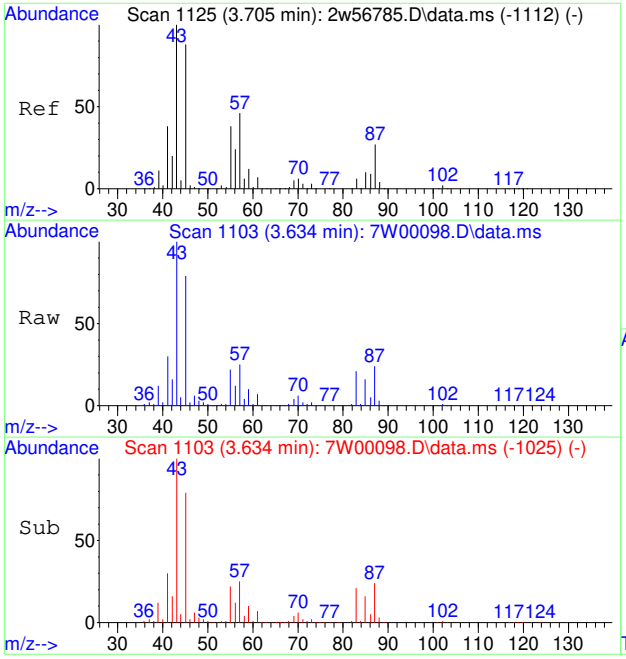

#43
DIISOPROPYL ETHER
Concen: 4.56 PPBV
RT: 3.634 min Scan# 1103
Delta R.T. -0.048 min
Lab File: 7W00098.D
Acq: 30 Nov 2022 2:12 pm

Tgt Ion: 59 Resp: 27393

Ion	Ratio	Lower	Upper
59	100		
45	719.9	539.8	809.8

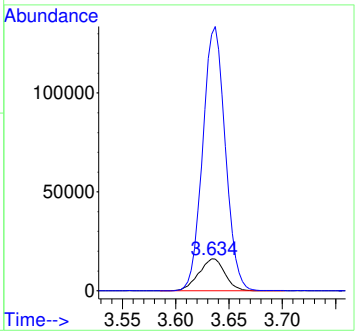

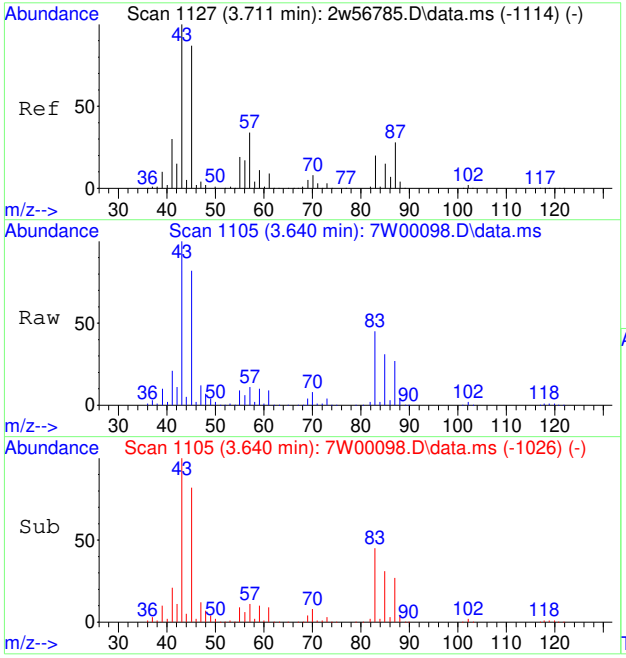

#44
ETHYL ACETATE
Concen: 4.87 PPBV
RT: 3.640 min Scan# 1105
Delta R.T. -0.045 min
Lab File: 7W00098.D
Acq: 30 Nov 2022 2:12 pm

Tgt Ion: 61 Resp: 19949

Ion	Ratio	Lower	Upper
61	100		
43	1386.5	986.2	1479.2
88	48.1	38.8	58.2

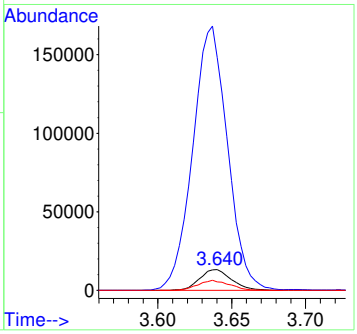

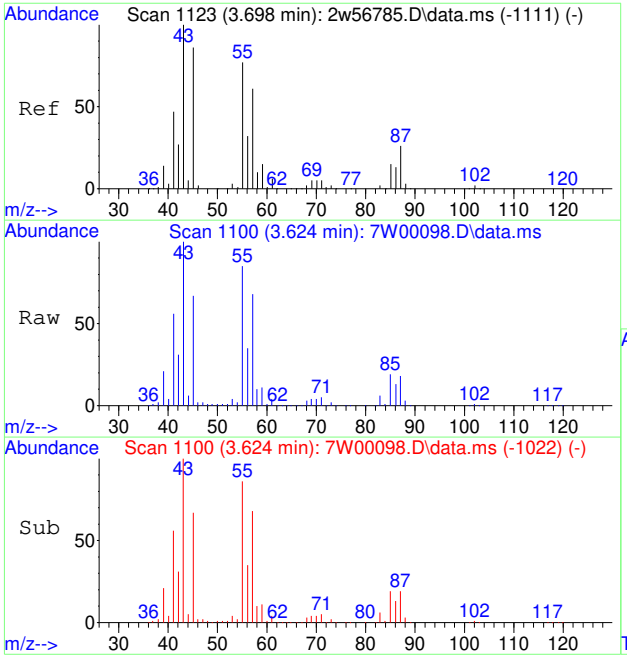

#45
METHYL ACRYLATE
Concen: 4.31 PPBV
RT: 3.624 min Scan# 1100
Delta R.T. -0.048 min
Lab File: 7W00098.D
Acq: 30 Nov 2022 2:12 pm

Tgt Ion: 55 Resp: 111914

Ion	Ratio	Lower	Upper
55	100		
85	0.0	0.0	0.0
58	13.4	11.7	17.5

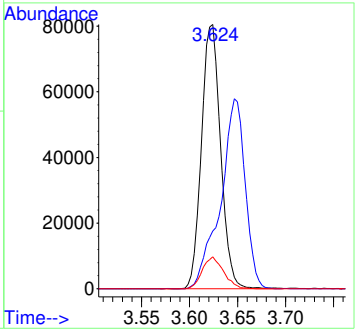

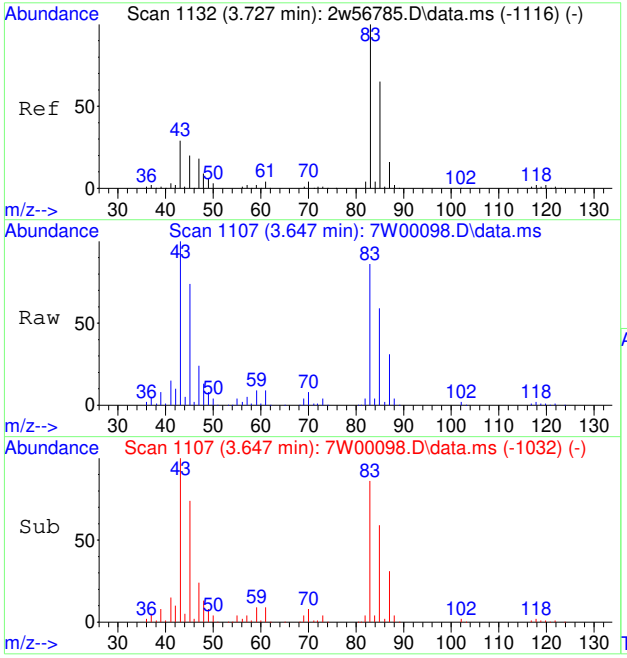

#46
CHLOROFORM
Concen: 5.39 PPBV
RT: 3.647 min Scan# 1107
Delta R.T. -0.058 min
Lab File: 7W00098.D
Acq: 30 Nov 2022 2:12 pm

Tgt Ion: 83 Resp: 128680

Ion	Ratio	Lower	Upper
83	100		
85	80.7	64.2	96.4
47	26.5	15.2	22.8#

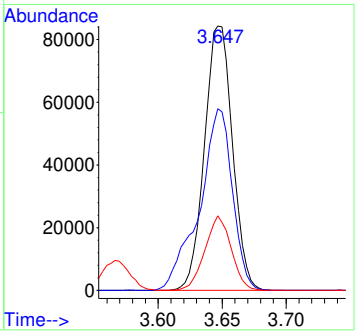

7.7.27

7

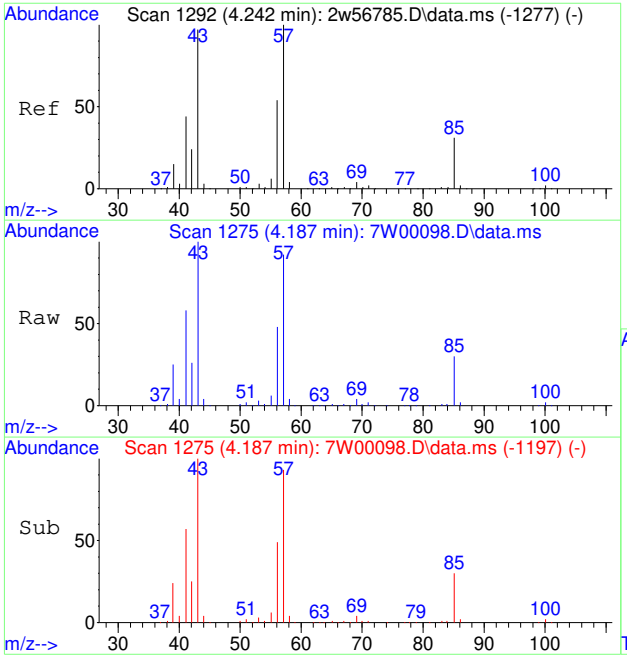

#47
2,4-DIMETHYLPENTANE
Concen: 4.20 PPBV
RT: 4.187 min Scan# 1275
Delta R.T. -0.048 min
Lab File: 7W00098.D
Acq: 30 Nov 2022 2:12 pm

Tgt Ion: 57 Resp: 101369

Ion	Ratio	Lower	Upper
57	100		
56	55.6	43.9	65.9
85	31.6	25.0	37.6

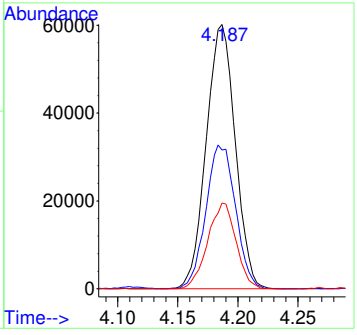

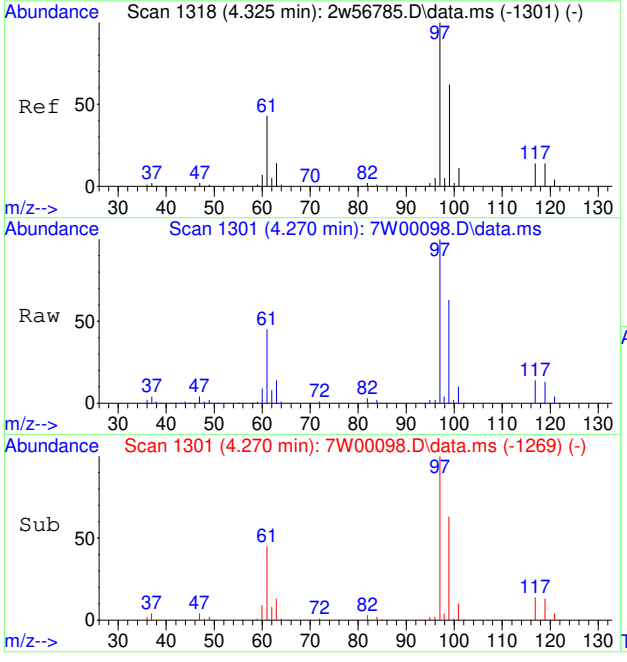

#48
1,1,1-TRICHLOROETHANE
Concen: 5.43 PPBV
RT: 4.270 min Scan# 1301
Delta R.T. -0.048 min
Lab File: 7W00098.D
Acq: 30 Nov 2022 2:12 pm

Tgt Ion: 97 Resp: 125769

Ion	Ratio	Lower	Upper
97	100		
99	64.4	50.8	76.2
61	44.8	34.8	52.2

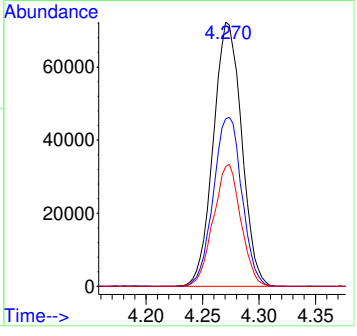

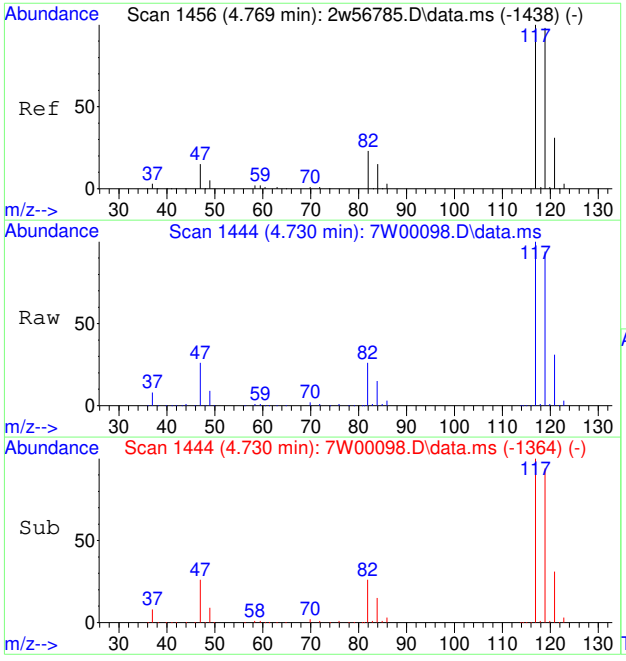

#49
CARBON TETRACHLORIDE
Concen: 5.26 PPBV
RT: 4.730 min Scan# 1444
Delta R.T. -0.042 min
Lab File: 7W00098.D
Acq: 30 Nov 2022 2:12 pm

Tgt Ion:117 Resp: 132029

Ion	Ratio	Lower	Upper
117	100		
119	96.2	77.5	116.3
121	30.8	24.9	37.3

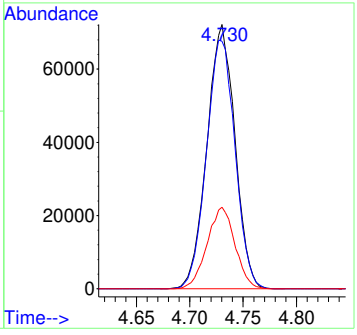

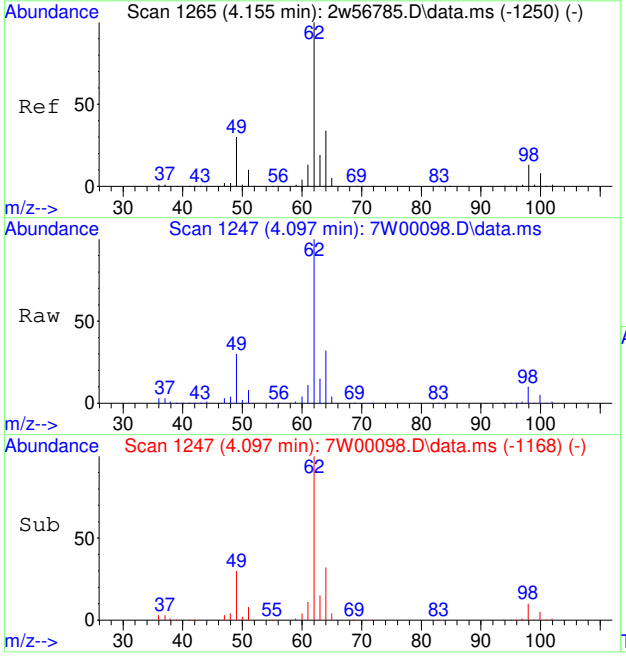

#50
1,2-DICHLOROETHANE
Concen: 4.76 PPBV
RT: 4.097 min Scan# 1247
Delta R.T. -0.045 min
Lab File: 7W00098.D
Acq: 30 Nov 2022 2:12 pm

Tgt Ion: 62 Resp: 82510

Ion	Ratio	Lower	Upper
62	100		
64	32.2	26.6	40.0
98	9.1	10.1	15.1#

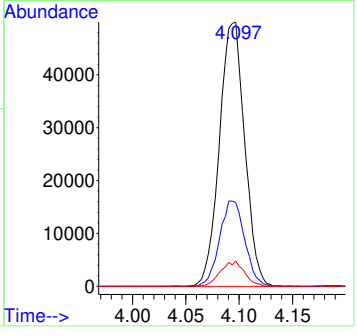

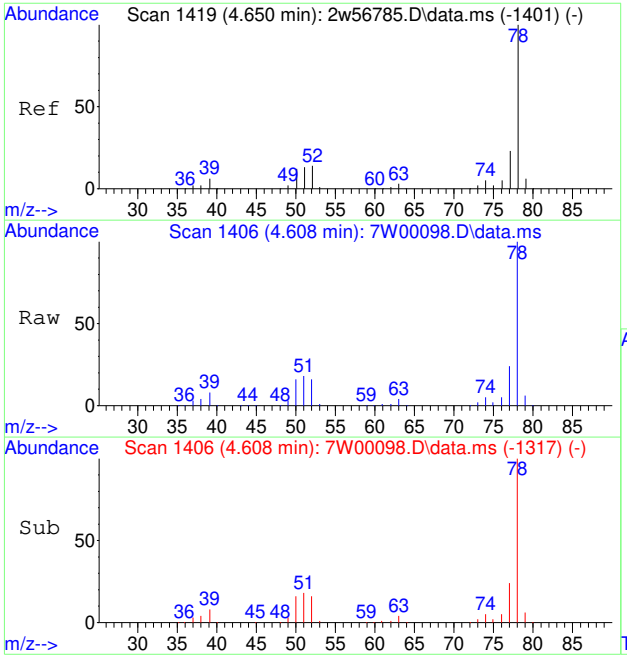

#51
BENZENE
Concen: 5.19 PPBV
RT: 4.608 min Scan# 1406
Delta R.T. -0.045 min
Lab File: 7W00098.D
Acq: 30 Nov 2022 2:12 pm

Tgt Ion: 78 Resp: 176348

Ion	Ratio	Lower	Upper
78	100		
52	15.6	0.0	34.0
51	17.6	0.0	33.5

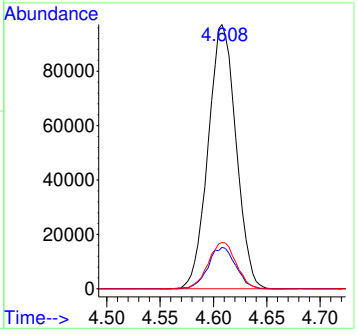

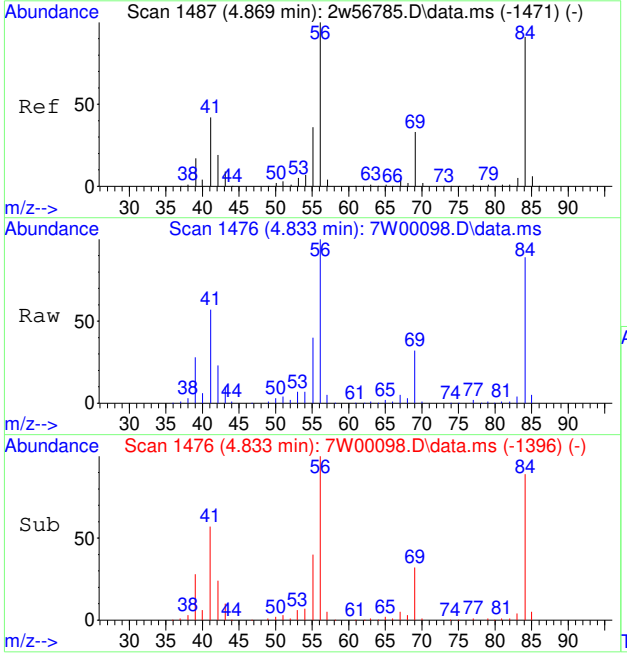

#53
CYCLOHEXANE
Concen: 6.03 PPBV
RT: 4.833 min Scan# 1476
Delta R.T. -0.042 min
Lab File: 7W00098.D
Acq: 30 Nov 2022 2:12 pm

Tgt Ion: 84 Resp: 77130

Ion	Ratio	Lower	Upper
84	100		
69	34.4	28.2	42.2
56	111.2	88.1	132.1

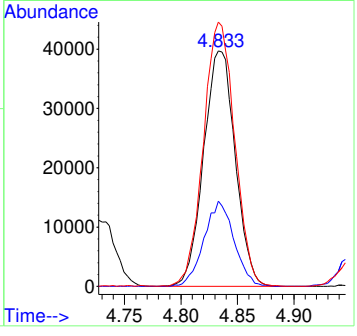

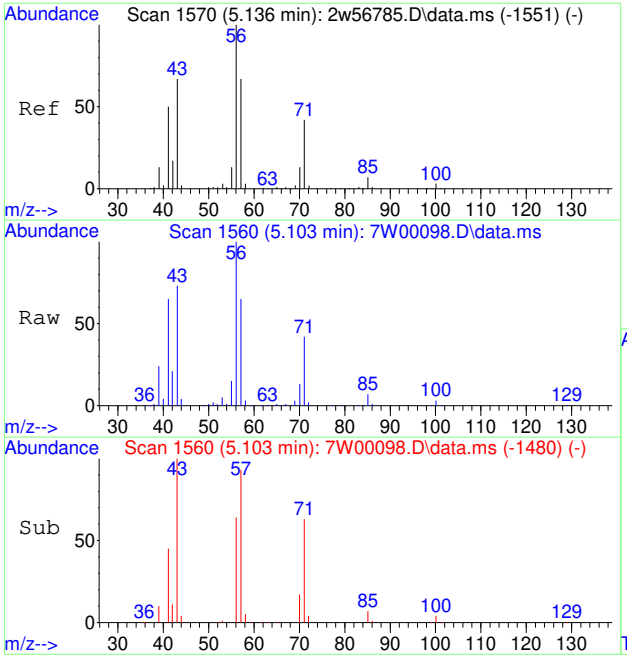

#54
2,3-DIMETHYLPENTANE
Concen: 5.68 PPBV
RT: 5.103 min Scan# 1560
Delta R.T. -0.042 min
Lab File: 7W00098.D
Acq: 30 Nov 2022 2:12 pm

Tgt Ion: 71 Resp: 40006

Ion	Ratio	Lower	Upper
71	100		
56	249.2	188.6	283.0
85	17.9	13.4	20.0

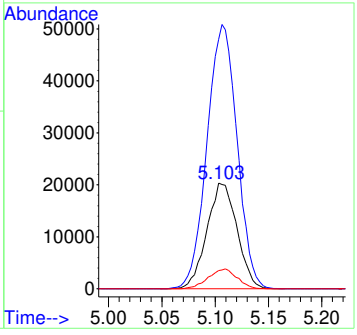

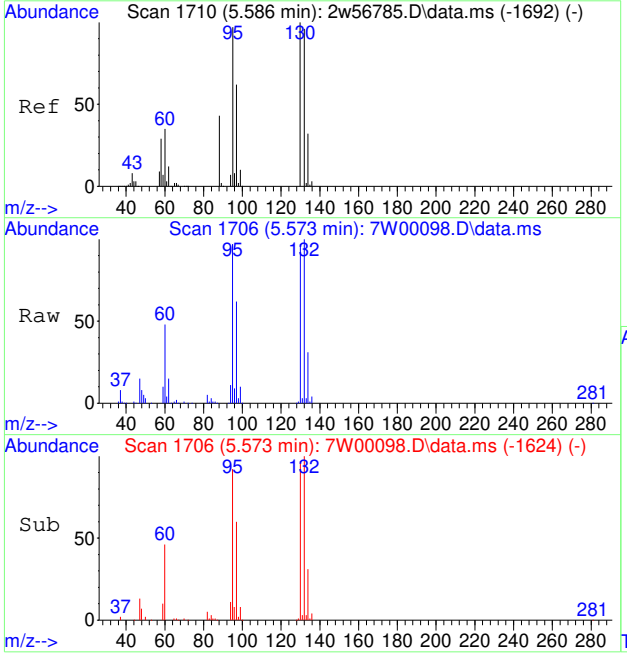

#55
TRICHLOROETHENE
Concen: 5.30 PPBV
RT: 5.573 min Scan# 1706
Delta R.T. -0.036 min
Lab File: 7W00098.D
Acq: 30 Nov 2022 2:12 pm

Tgt Ion: 95 Resp: 82297

Ion	Ratio	Lower	Upper
95	100		
130	102.5	83.2	124.8
132	101.1	79.8	119.6
97	64.6	51.3	76.9

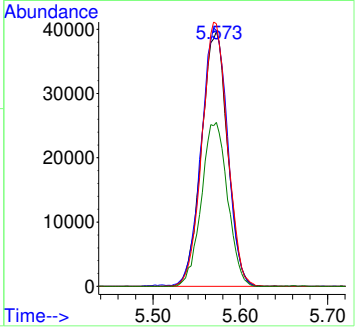

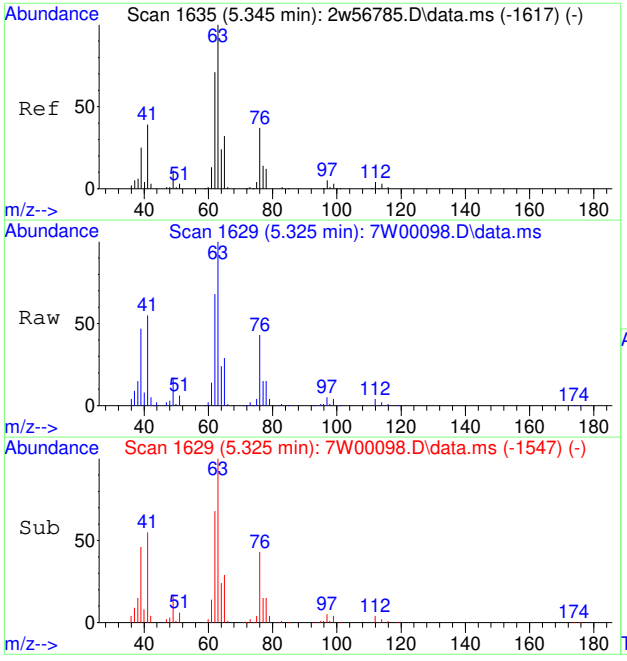

#56
1,2-DICHLOROPROPANE
Concen: 5.15 PPBV
RT: 5.325 min Scan# 1629
Delta R.T. -0.035 min
Lab File: 7W00098.D
Acq: 30 Nov 2022 2:12 pm

Tgt Ion: 63 Resp: 64356

Ion	Ratio	Lower	Upper
63	100		
65	31.2	25.0	37.6
76	44.6	29.3	43.9#

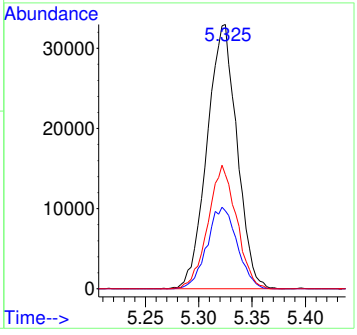

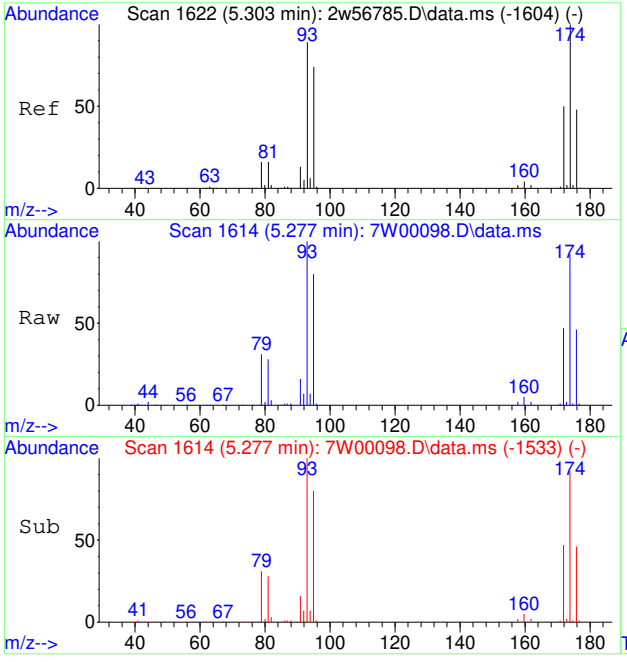

#57
DIBROMOMETHANE
Concen: 5.14 PPBV
RT: 5.277 min Scan# 1614
Delta R.T. -0.039 min
Lab File: 7W00098.D
Acq: 30 Nov 2022 2:12 pm

Tgt Ion:174 Resp: 71987

Ion	Ratio	Lower	Upper
174	100		
93	108.4	71.9	107.9#
95	90.5	60.4	90.6
172	52.0	41.0	61.6

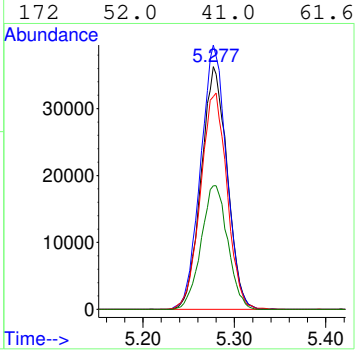

7.7.27

7

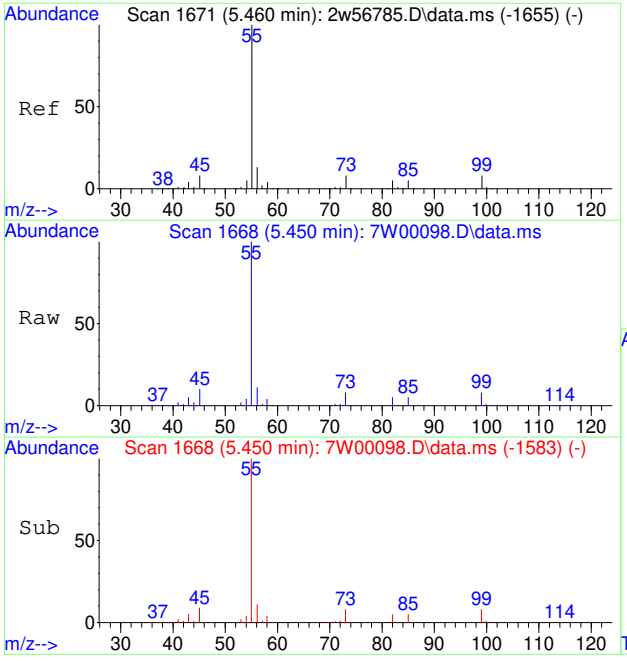

#58
ETHYL ACRYLATE
Concen: 5.30 PPBV
RT: 5.450 min Scan# 1668
Delta R.T. -0.026 min
Lab File: 7W00098.D
Acq: 30 Nov 2022 2:12 pm

Tgt Ion: 55 Resp: 139205

Ion	Ratio	Lower	Upper
55	100		
56	12.6	10.0	15.0
45	9.3	6.8	10.2
99	7.9	6.6	9.8

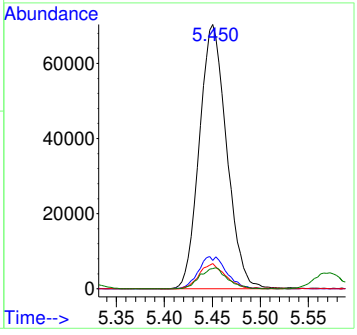

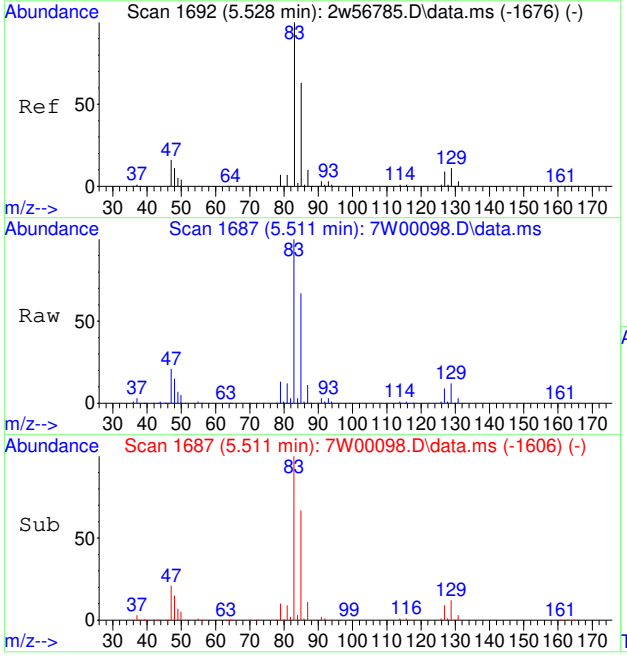

#59
BROMODICHLOROMETHANE
Concen: 5.71 PPBV
RT: 5.511 min Scan# 1687
Delta R.T. -0.039 min
Lab File: 7W00098.D
Acq: 30 Nov 2022 2:12 pm

Tgt Ion: 83 Resp: 134430

Ion	Ratio	Lower	Upper
83	100		
85	66.5	51.8	77.8

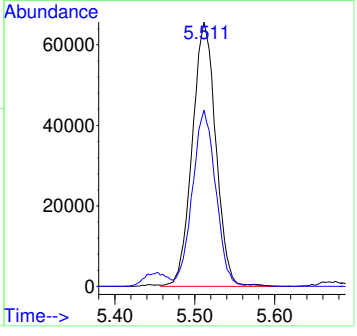

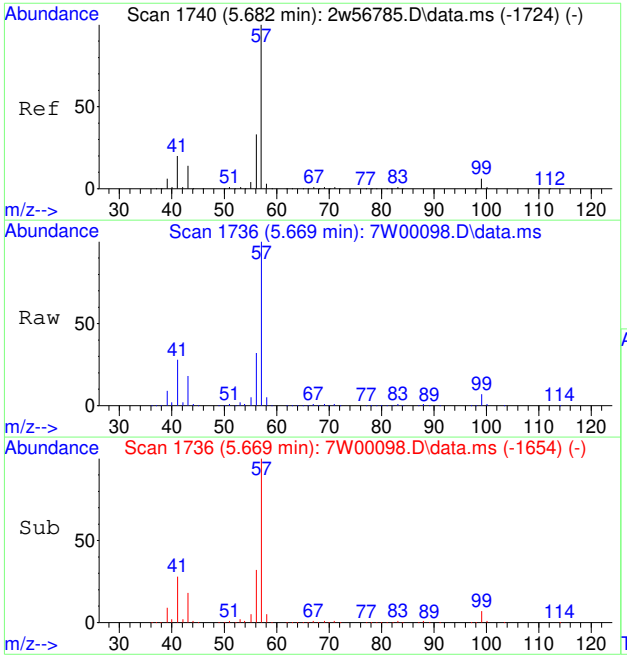

#60
2,2,4-TRIMETHYLPENTANE
Concen: 5.13 PPBV
RT: 5.669 min Scan# 1736
Delta R.T. -0.036 min
Lab File: 7W00098.D
Acq: 30 Nov 2022 2:12 pm

Tgt Ion: 57 Resp: 284811

Ion	Ratio	Lower	Upper
57	100		
56	32.1	26.3	39.5
99	6.3	5.0	7.6

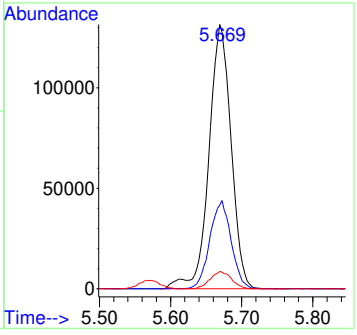

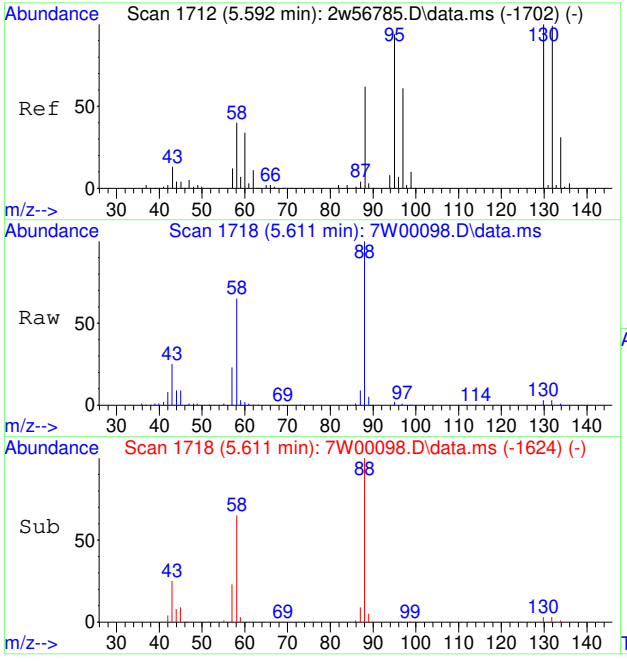

#61
1,4-DIOXANE
Concen: 6.74 PPBV
RT: 5.611 min Scan# 1718
Delta R.T. 0.003 min
Lab File: 7W00098.D
Acq: 30 Nov 2022 2:12 pm

Tgt Ion: 88 Resp: 50263

Ion	Ratio	Lower	Upper
88	100		
57	0.0	15.0	22.4#
58	55.1	50.1	75.1
43	22.9	15.4	23.0

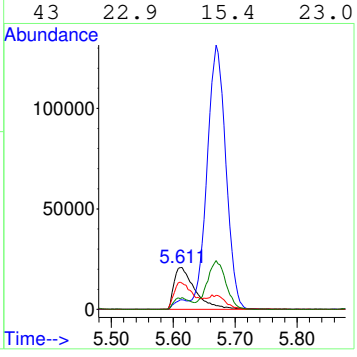

7.7.27

7

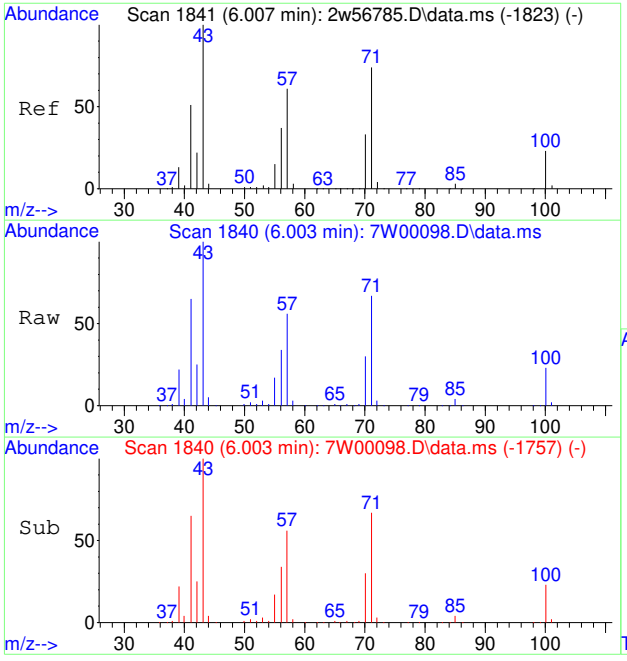

#62
HEPTANE
Concen: 4.66 PPBV
RT: 6.003 min Scan# 1840
Delta R.T. -0.032 min
Lab File: 7W00098.D
Acq: 30 Nov 2022 2:12 pm

Tgt Ion: 43 Resp: 93875

Ion	Ratio	Lower	Upper
43	100		
71	67.4	60.6	90.8
57	58.4	50.2	75.4

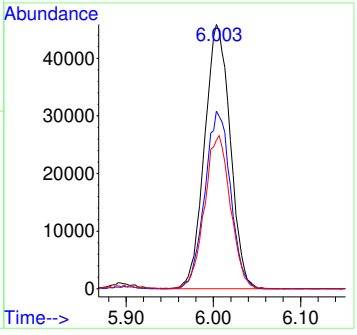

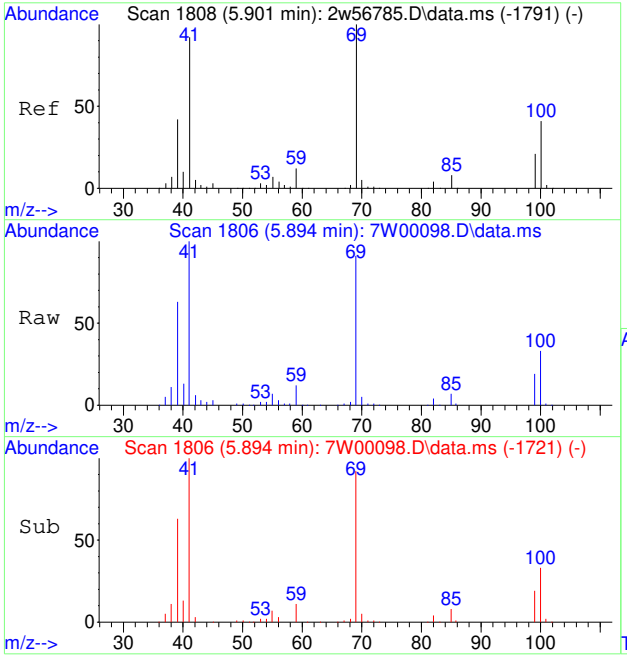

#63
METHYL METHACRYLATE
Concen: 6.15 PPBV
RT: 5.894 min Scan# 1806
Delta R.T. -0.026 min
Lab File: 7W00098.D
Acq: 30 Nov 2022 2:12 pm

Tgt Ion: 69 Resp: 70969

Ion	Ratio	Lower	Upper
69	100		
41	114.3	74.2	111.4#
100	39.5	32.2	48.4

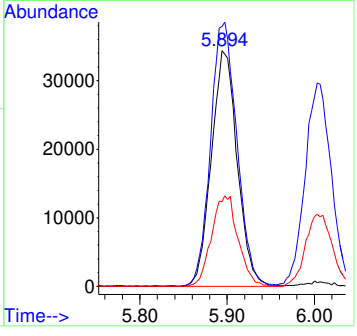

7.7.27

7

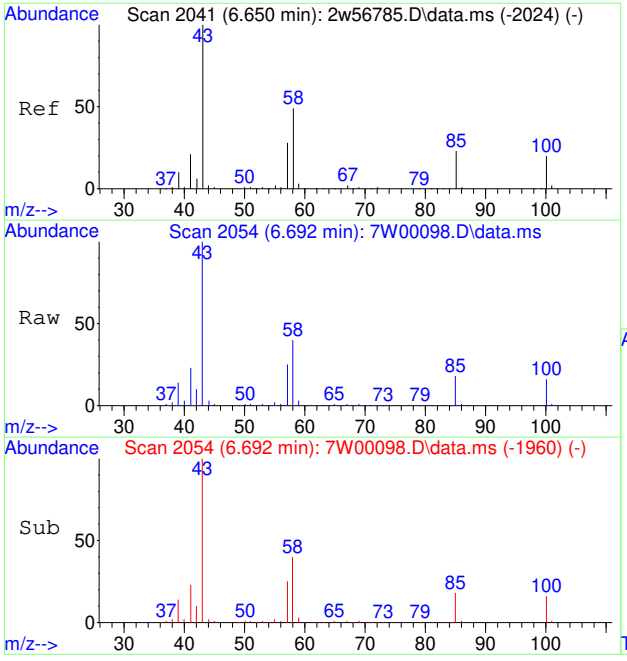

#64
METHYL ISOBUTYL KETONE
Concen: 5.88 PPBV
RT: 6.692 min Scan# 2054
Delta R.T. 0.003 min
Lab File: 7W00098.D
Acq: 30 Nov 2022 2:12 pm

Tgt Ion: 58 Resp: 62640

Ion	Ratio	Lower	Upper
58	100		
43	248.7	168.2	252.4
100	42.4	33.6	50.4
85	48.2	36.7	55.1

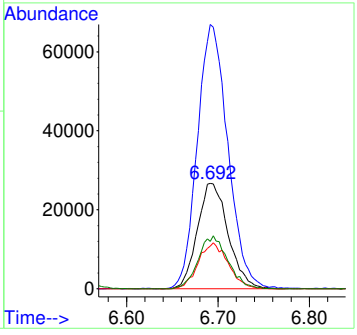

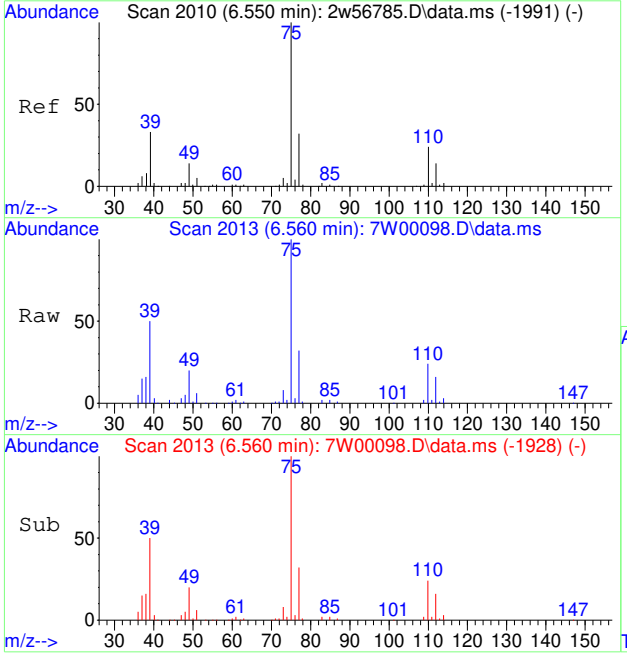

#65
CIS-1,3-DICHLOROPROPENE
Concen: 6.05 PPBV
RT: 6.560 min Scan# 2013
Delta R.T. -0.026 min
Lab File: 7W00098.D
Acq: 30 Nov 2022 2:12 pm

Tgt Ion: 75 Resp: 100027

Ion	Ratio	Lower	Upper
75	100		
77	31.7	25.5	38.3
39	52.0	26.2	39.4#

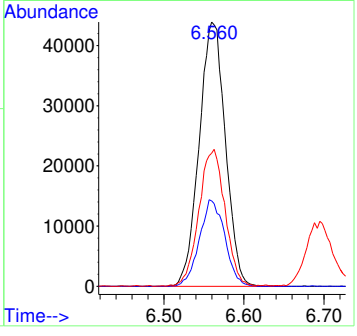

7.7.27

7

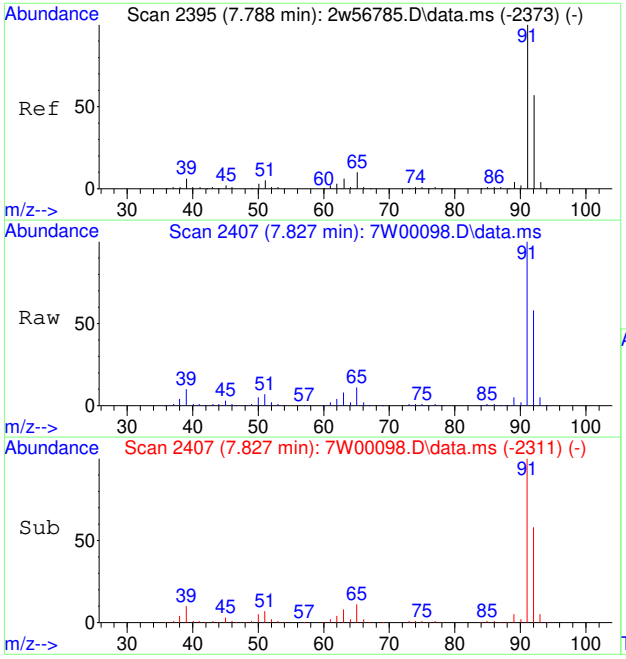

#66
TOLUENE
Concen: 5.75 PPBV
RT: 7.827 min Scan# 2407
Delta R.T. -0.023 min
Lab File: 7W00098.D
Acq: 30 Nov 2022 2:12 pm

Tgt Ion: 91 Resp: 224139

Ion	Ratio	Lower	Upper
91	100		
92	58.2	38.9	78.9

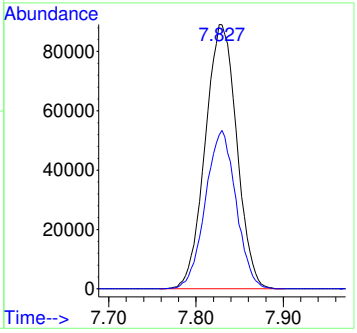

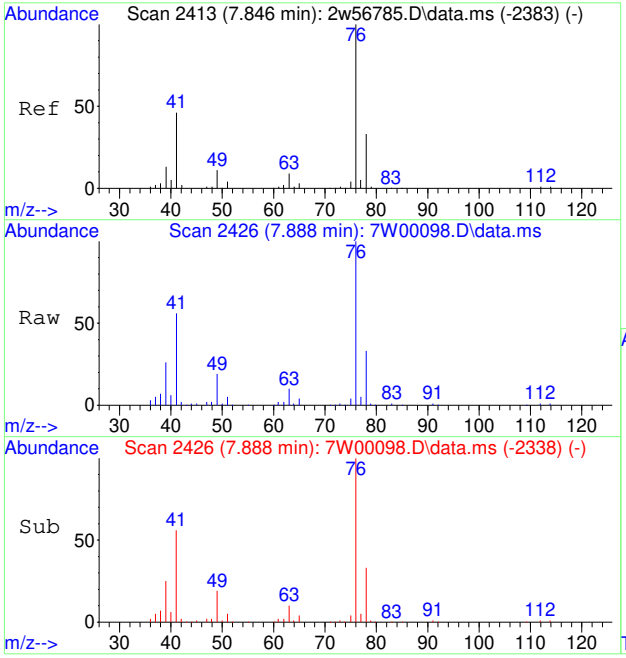

#67
1,3-DICHLOROPROPANE
Concen: 5.85 PPBV
RT: 7.888 min Scan# 2426
Delta R.T. -0.016 min
Lab File: 7W00098.D
Acq: 30 Nov 2022 2:12 pm

Tgt Ion: 76 Resp: 112703

Ion	Ratio	Lower	Upper
76	100		
78	31.9	26.0	39.0
63	9.9	7.5	11.3

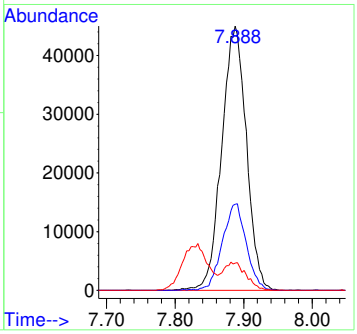

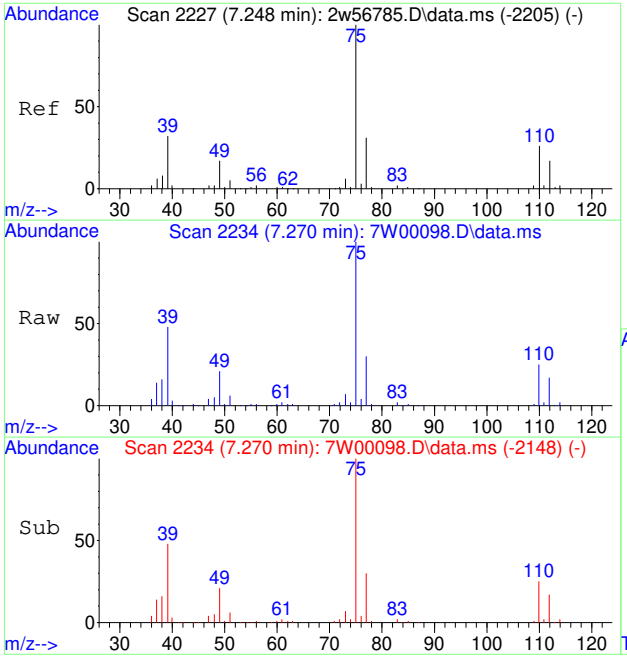

#68
TRANS-1,3-DICHLOROPROPENE
Concen: 6.43 PPBV
RT: 7.270 min Scan# 2234
Delta R.T. -0.023 min
Lab File: 7W00098.D
Acq: 30 Nov 2022 2:12 pm

Tgt Ion: 75 Resp: 93556

Ion	Ratio	Lower	Upper
75	100		
77	31.3	25.8	38.6
39	49.1	26.2	39.4#

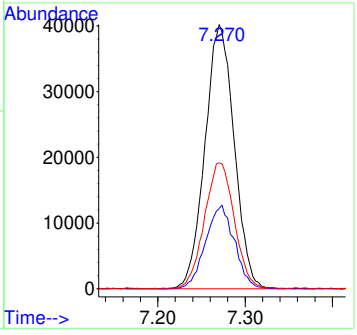

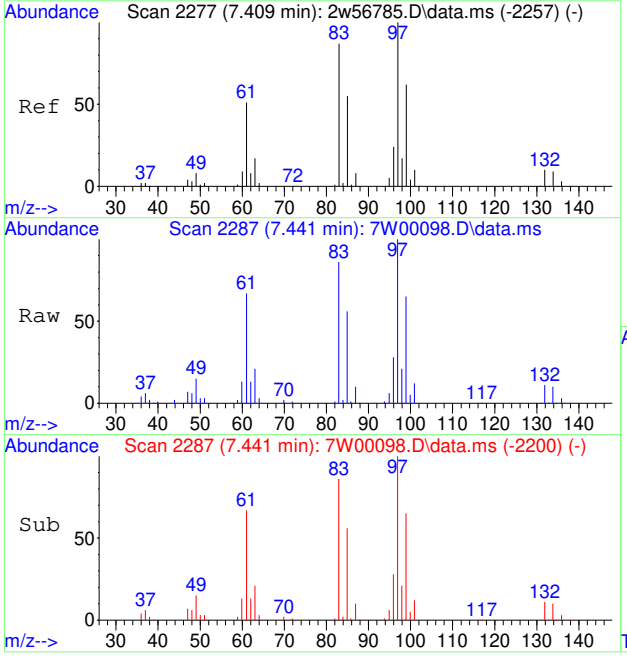

#69
1,1,2-TRICHLOROETHANE
Concen: 5.69 PPBV
RT: 7.441 min Scan# 2287
Delta R.T. -0.019 min
Lab File: 7W00098.D
Acq: 30 Nov 2022 2:12 pm

Tgt Ion: 83 Resp: 65208

Ion	Ratio	Lower	Upper
83	100		
97	118.6	93.1	139.7
85	67.0	51.0	76.6

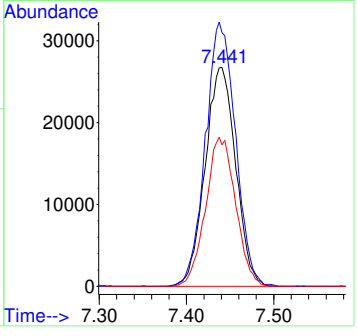

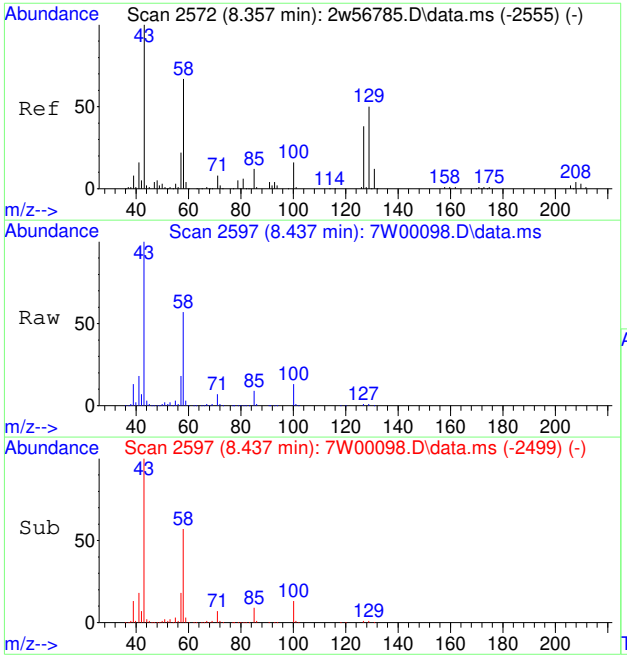

#70
2-HEXANONE
Concen: 5.86 PPBV
RT: 8.437 min Scan# 2597
Delta R.T. 0.016 min
Lab File: 7W00098.D
Acq: 30 Nov 2022 2:12 pm

Tgt Ion: 58 Resp: 84173

Ion	Ratio	Lower	Upper
58	100		
43	178.9	120.6	181.0
100	23.2	19.3	28.9

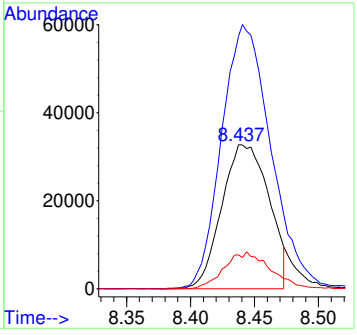

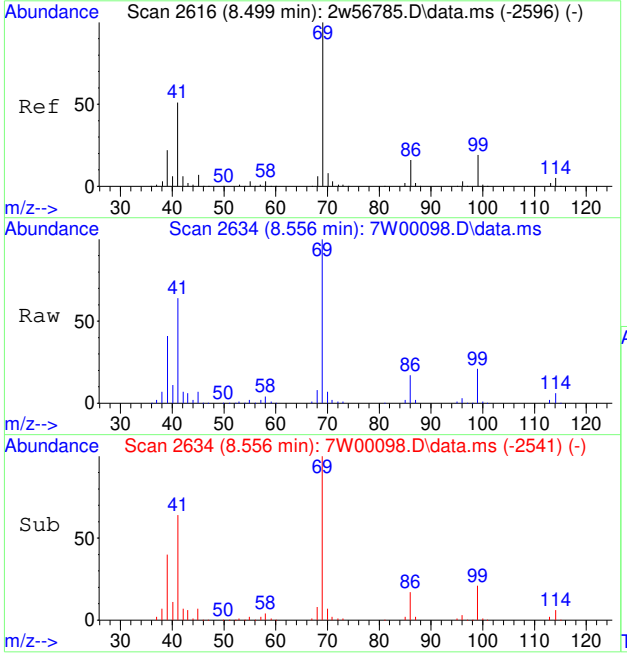

#71
ETHYL METHACRYLATE
Concen: 6.17 PPBV m
RT: 8.556 min Scan# 2634
Delta R.T. -0.000 min
Lab File: 7W00098.D
Acq: 30 Nov 2022 2:12 pm

Tgt Ion: 69 Resp: 120825

Ion	Ratio	Lower	Upper
69	100		
41	25.7	41.3	61.9#
86	0.7	12.9	19.3#
99	0.0	14.5	21.7#

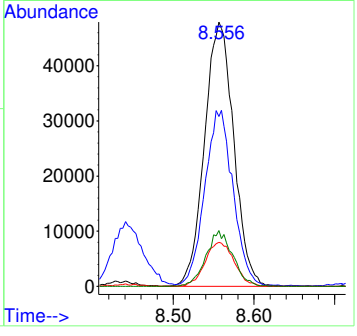

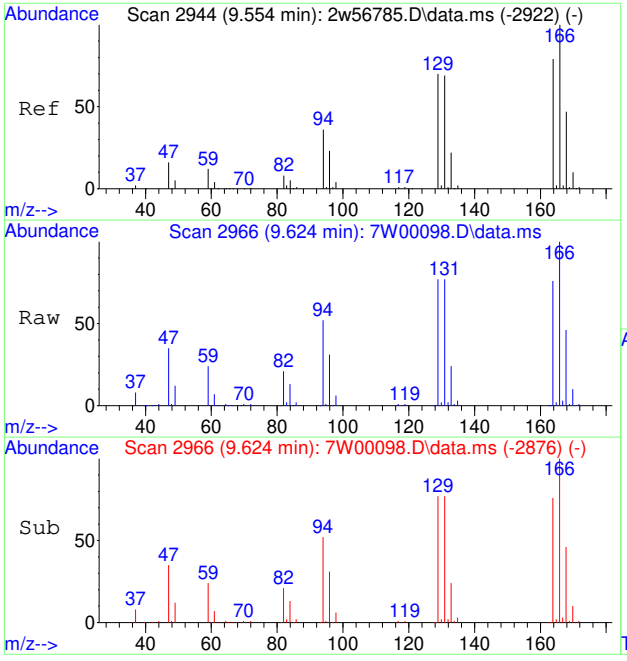

#72
TETRACHLOROETHENE
Concen: 5.24 PPBV
RT: 9.624 min Scan# 2966
Delta R.T. -0.010 min
Lab File: 7W00098.D
Acq: 30 Nov 2022 2:12 pm

Tgt Ion:164 Resp: 81552

Ion	Ratio	Lower	Upper
164	100		
129	98.5	72.0	108.0
168	60.8	48.6	72.8
131	98.4	69.0	103.6

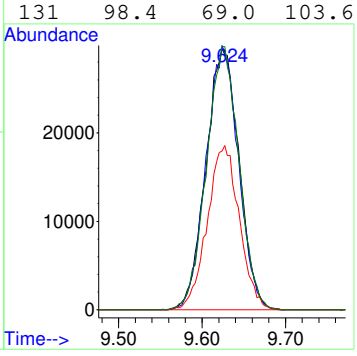

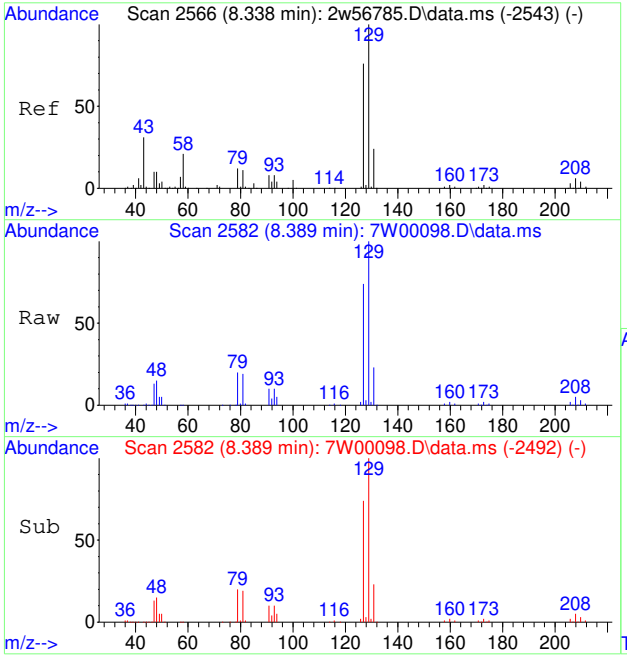

#73
DIBROMOCHLOROMETHANE
Concen: 5.52 PPBV
RT: 8.389 min Scan# 2582
Delta R.T. -0.010 min
Lab File: 7W00098.D
Acq: 30 Nov 2022 2:12 pm

Tgt Ion:129 Resp: 133123

Ion	Ratio	Lower	Upper
129	100		
127	78.3	61.4	92.0
131	24.4	19.3	28.9

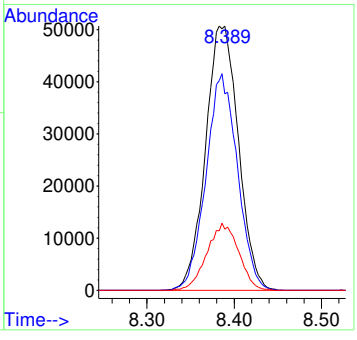

7.7.27

7

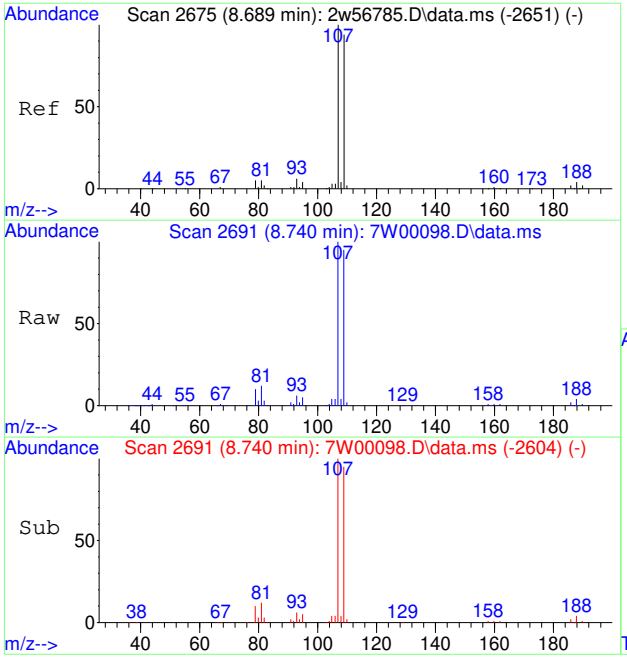

#74
1,2-DIBROMOETHANE
Concen: 5.98 PPBV
RT: 8.740 min Scan# 2691
Delta R.T. -0.019 min
Lab File: 7W00098.D
Acq: 30 Nov 2022 2:12 pm

Tgt Ion:107 Resp: 125822

Ion	Ratio	Lower	Upper
107	100		
109	94.2	75.8	113.6
188	3.3	3.1	4.7

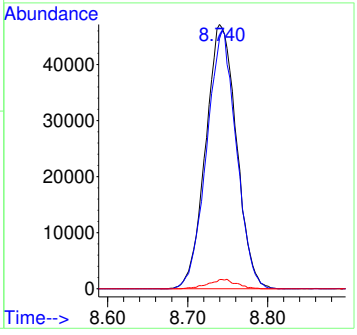

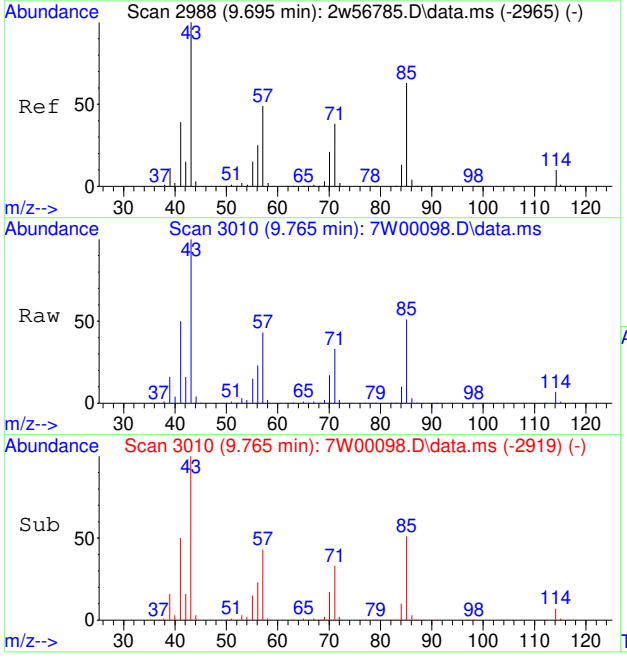

#75
OCTANE
Concen: 4.77 PPBV
RT: 9.765 min Scan# 3010
Delta R.T. -0.007 min
Lab File: 7W00098.D
Acq: 30 Nov 2022 2:12 pm

Tgt Ion: 43 Resp: 131792

Ion	Ratio	Lower	Upper
43	100		
85	54.9	49.8	74.8
57	43.6	38.8	58.2

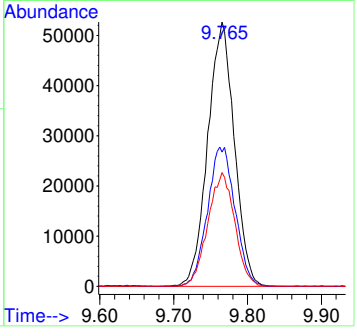

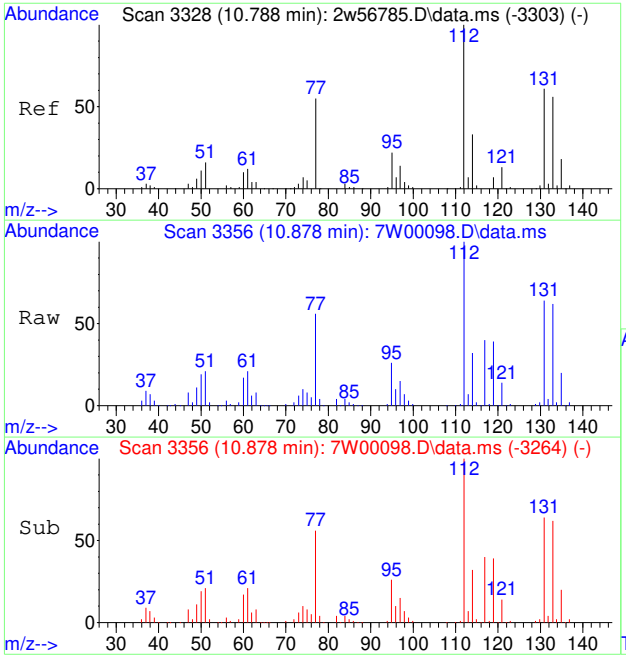

#77
1,1,1,2-TETRACHLOROETHANE
Concen: 5.65 PPBV
RT: 10.878 min Scan# 3356
Delta R.T. -0.003 min
Lab File: 7W00098.D
Acq: 30 Nov 2022 2:12 pm

Tgt Ion:131 Resp: 100348

Ion	Ratio	Lower	Upper
131	100		
95	38.2	28.6	43.0

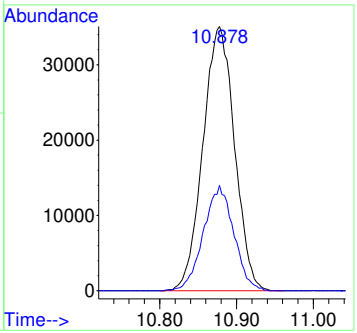

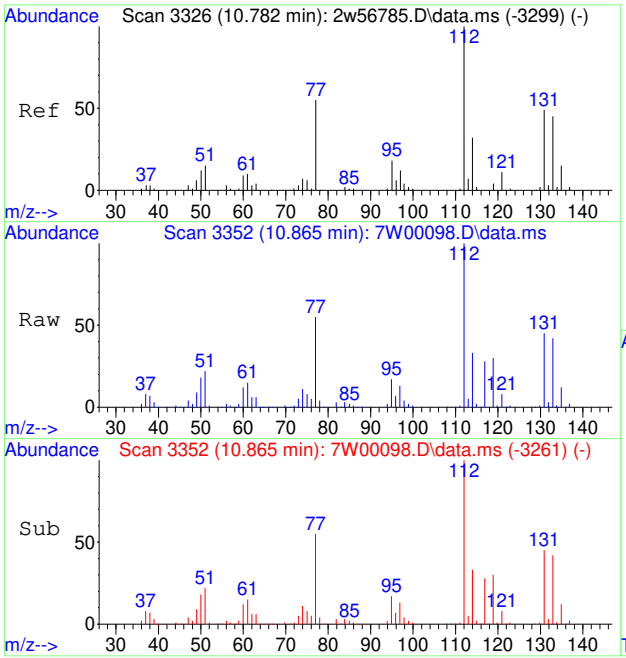

#78
CHLOROBENZENE
Concen: 5.84 PPBV
RT: 10.865 min Scan# 3352
Delta R.T. -0.007 min
Lab File: 7W00098.D
Acq: 30 Nov 2022 2:12 pm

Tgt Ion:112 Resp: 186373

Ion	Ratio	Lower	Upper
112	100		
114	31.7	25.5	38.3
77	56.1	45.2	67.8

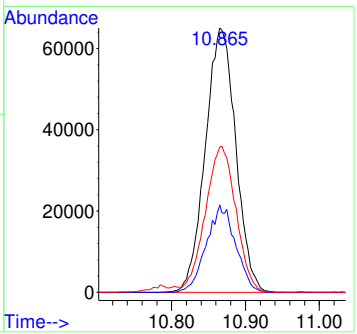

7.7.27

7

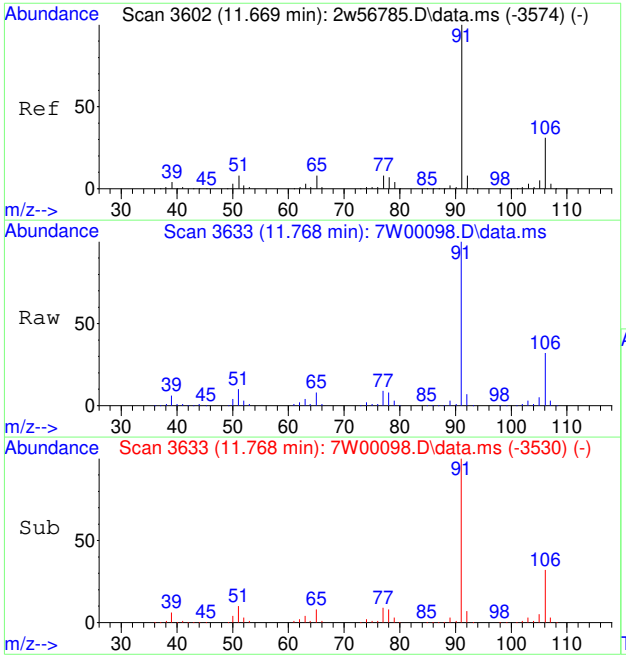

#79
ETHYLBENZENE
Concen: 6.01 PPBV
RT: 11.768 min Scan# 3633
Delta R.T. -0.000 min
Lab File: 7W00098.D
Acq: 30 Nov 2022 2:12 pm

Tgt Ion: 91 Resp: 307319

Ion	Ratio	Lower	Upper
91	100		
106	31.4	11.7	51.7

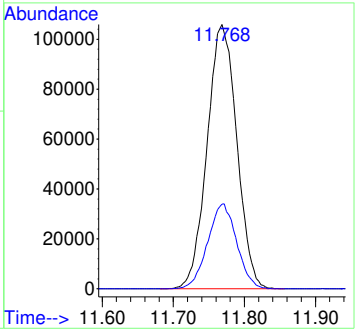

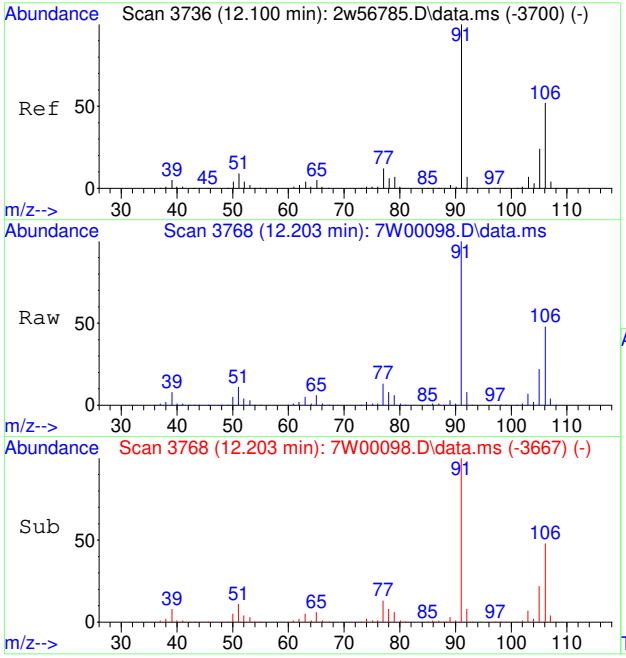

#80
M,P-XYLENE
Concen: 12.39 PPBV
RT: 12.203 min Scan# 3768
Delta R.T. -0.007 min
Lab File: 7W00098.D
Acq: 30 Nov 2022 2:12 pm

Tgt Ion: 91 Resp: 477115

Ion	Ratio	Lower	Upper
91	100		
106	25.1	31.5	71.5#
105	11.5	3.6	43.6

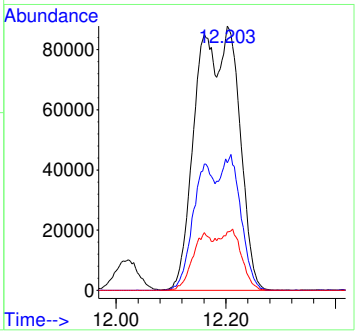

7.7.27

7

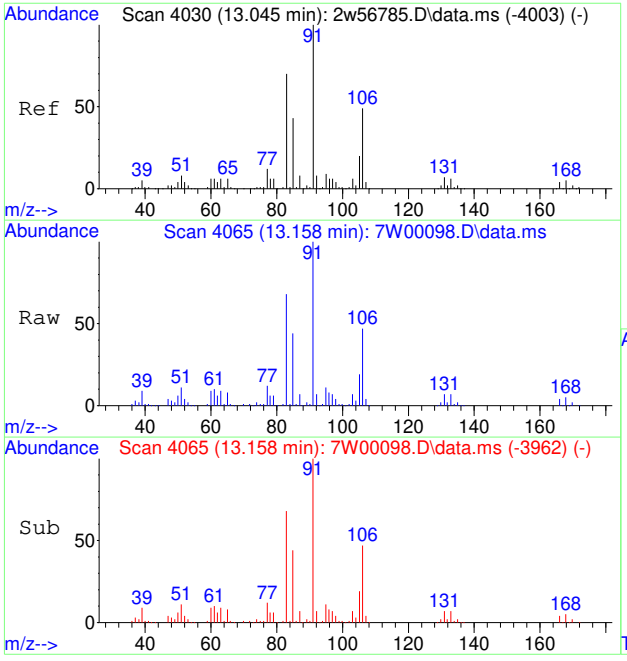

#81
O-XYLENE
Concen: 6.20 PPBV
RT: 13.158 min Scan# 4065
Delta R.T. -0.000 min
Lab File: 7W00098.D
Acq: 30 Nov 2022 2:12 pm

Tgt Ion: 91 Resp: 244328

Ion	Ratio	Lower	Upper
91	100		
106	47.2	39.1	58.7
105	19.2	15.7	23.5

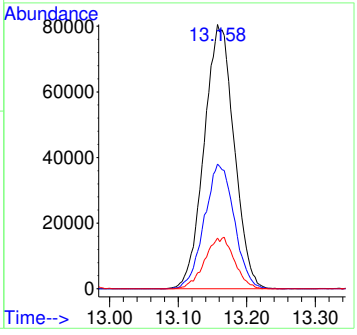

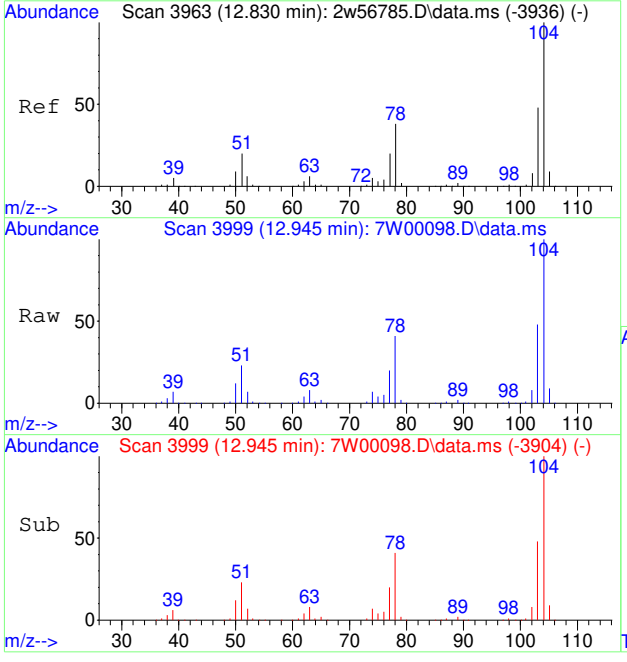

#82
STYRENE
Concen: 6.33 PPBV
RT: 12.945 min Scan# 3999
Delta R.T. 0.006 min
Lab File: 7W00098.D
Acq: 30 Nov 2022 2:12 pm

Tgt Ion:104 Resp: 182372

Ion	Ratio	Lower	Upper
104	100		
78	40.8	30.7	46.1
103	48.0	37.8	56.6

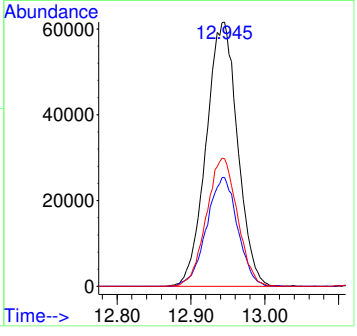

7.7.27

7

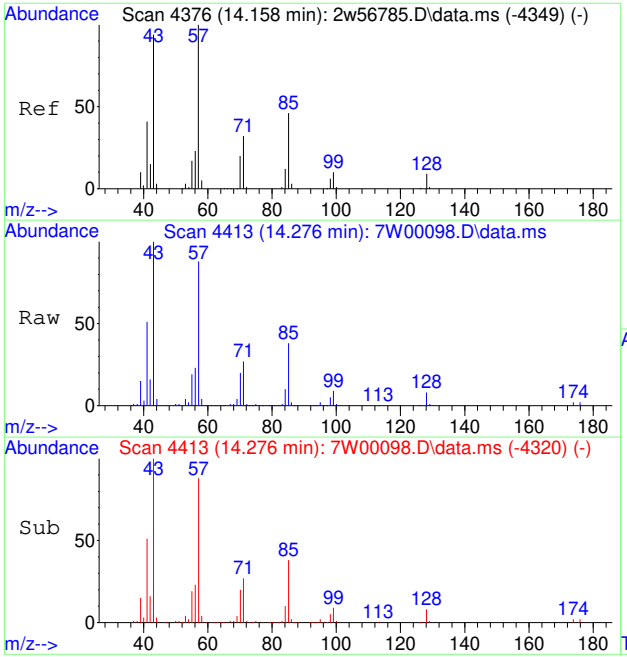

#83
NONANE
Concen: 4.87 PPBV
RT: 14.276 min Scan# 4413
Delta R.T. -0.000 min
Lab File: 7W00098.D
Acq: 30 Nov 2022 2:12 pm

Tgt Ion: 43 Resp: 142486

Ion	Ratio	Lower	Upper
43	100		
85	39.9	37.8	56.6
57	97.4	87.0	130.4

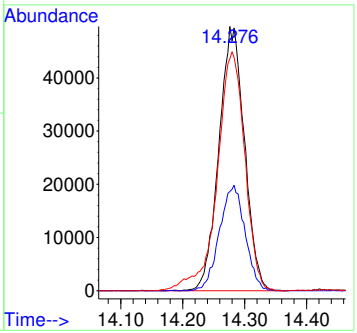

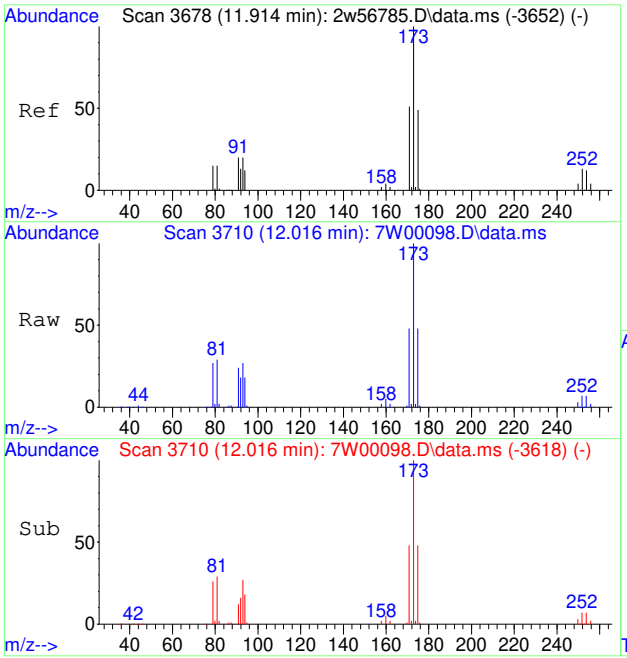

#84
BROMOFORM
Concen: 5.23 PPBV
RT: 12.016 min Scan# 3710
Delta R.T. -0.003 min
Lab File: 7W00098.D
Acq: 30 Nov 2022 2:12 pm

Tgt Ion:173 Resp: 118829

Ion	Ratio	Lower	Upper
173	100		
175	49.6	39.0	58.6
254	8.4	10.1	15.1#

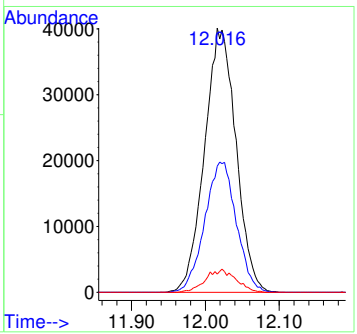

7.7.27

7

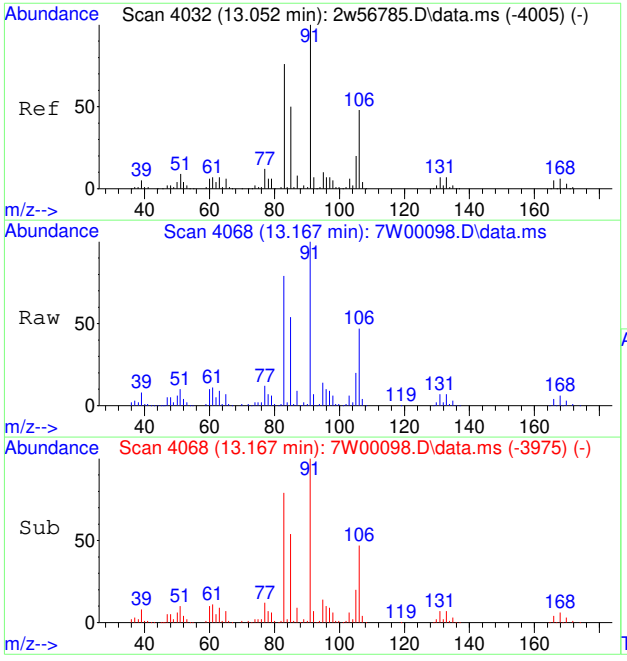

#85
1,1,2,2-TETRACHLOROETHANE
Concen: 6.92 PPBV
RT: 13.167 min Scan# 4068
Delta R.T. -0.000 min
Lab File: 7W00098.D
Acq: 30 Nov 2022 2:12 pm

Tgt Ion: 83 Resp: 179440

Ion	Ratio	Lower	Upper
83	100		
85	66.8	51.6	77.4
131	10.5	7.8	11.8

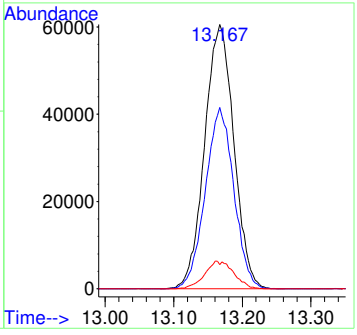

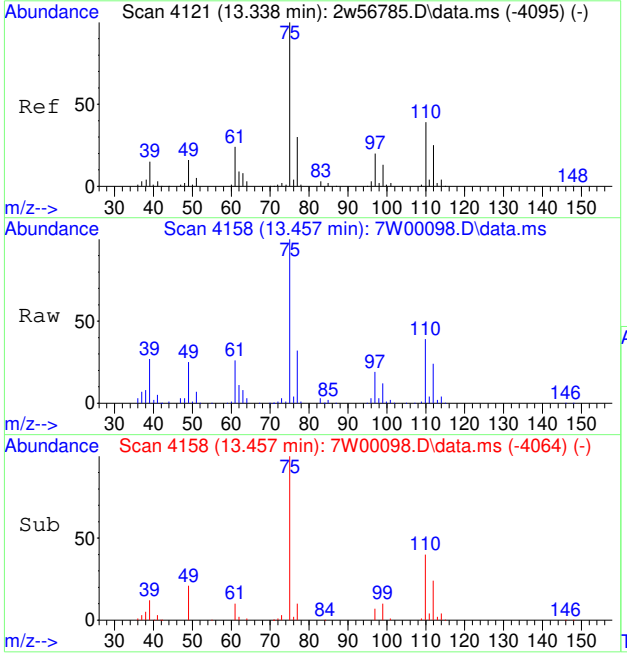

#86
1,2,3-TRICHLOROPROPANE
Concen: 6.24 PPBV
RT: 13.457 min Scan# 4158
Delta R.T. 0.003 min
Lab File: 7W00098.D
Acq: 30 Nov 2022 2:12 pm

Tgt Ion: 75 Resp: 136652

Ion	Ratio	Lower	Upper
75	100		
100	0.7	0.4	0.6#

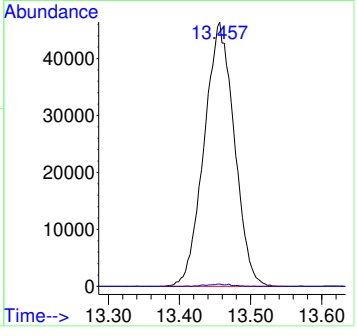

7.7.27

7

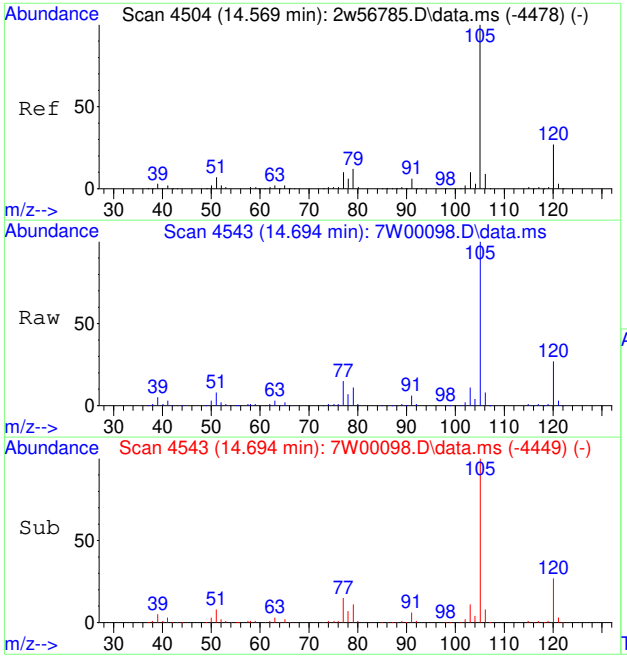

#88
ISOPROPYLBENZENE
Concen: 6.29 PPBV
RT: 14.694 min Scan# 4543
Delta R.T. 0.003 min
Lab File: 7W00098.D
Acq: 30 Nov 2022 2:12 pm

Tgt Ion:120 Resp: 97469

Ion	Ratio	Lower	Upper
120	100		
77	55.9	41.6	62.4

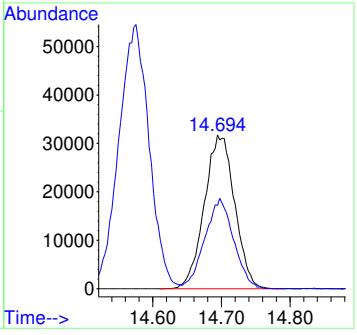

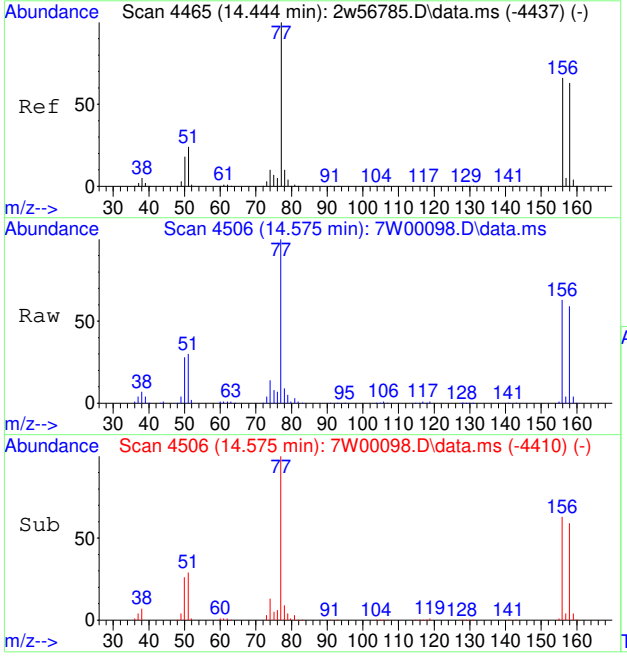

#89
BROMOBENZENE
Concen: 6.08 PPBV
RT: 14.575 min Scan# 4506
Delta R.T. 0.009 min
Lab File: 7W00098.D
Acq: 30 Nov 2022 2:12 pm

Tgt Ion: 77 Resp: 168384

Ion	Ratio	Lower	Upper
77	100		
156	65.5	53.7	80.5
158	63.1	52.2	78.2

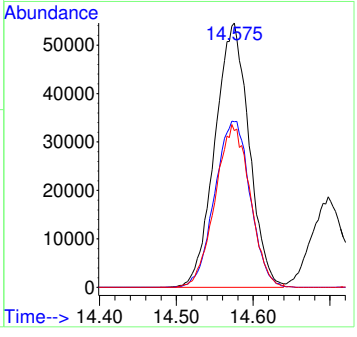

7.7.27

7

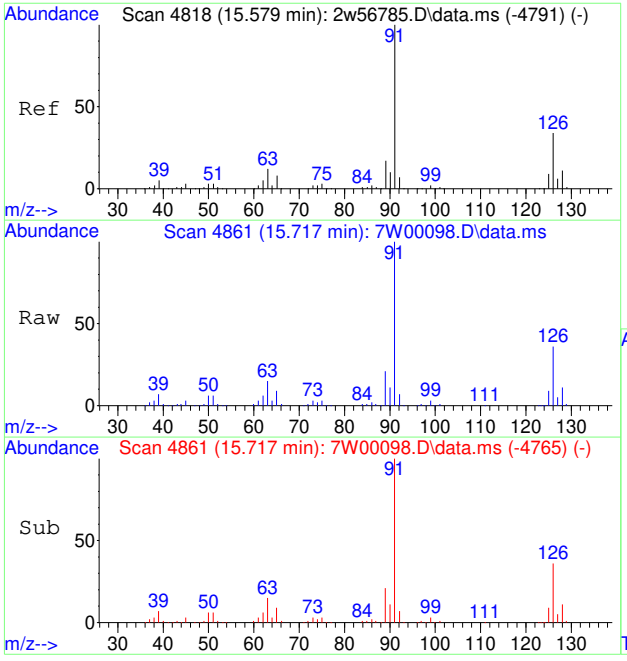

#90
2-CHLOROTOLUENE
Concen: 6.68 PPBV
RT: 15.717 min Scan# 4861
Delta R.T. 0.009 min
Lab File: 7W00098.D
Acq: 30 Nov 2022 2:12 pm

Tgt Ion:126 Resp: 88602

Ion	Ratio	Lower	Upper
126	100		
128	31.8	26.1	39.1

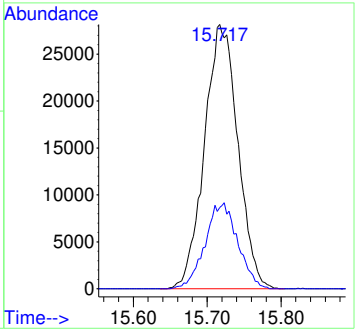

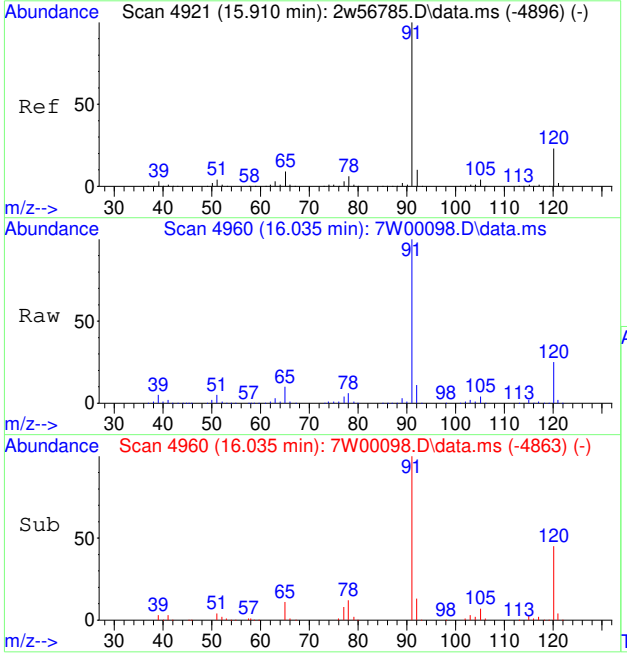

#91
N-PROPYLBENZENE
Concen: 6.70 PPBV
RT: 16.035 min Scan# 4960
Delta R.T. 0.013 min
Lab File: 7W00098.D
Acq: 30 Nov 2022 2:12 pm

Tgt Ion:120 Resp: 102404

Ion	Ratio	Lower	Upper
120	100		
105	15.8	13.0	19.4

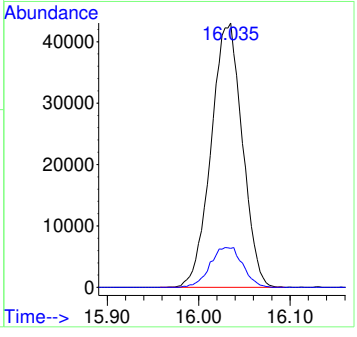

7.7.27

7

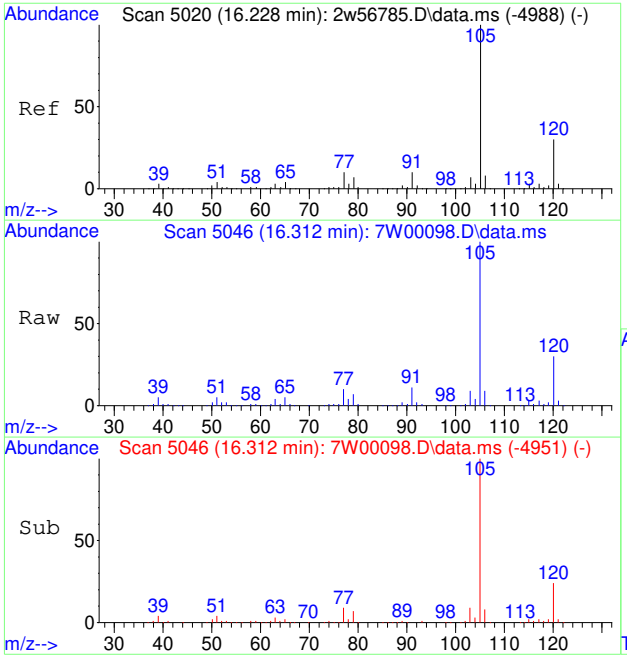

#92
4-ETHYLTOLUENE
Concen: 6.51 PPBV
RT: 16.312 min Scan# 5046
Delta R.T. 0.006 min
Lab File: 7W00098.D
Acq: 30 Nov 2022 2:12 pm

Tgt Ion:105 Resp: 364962

Ion	Ratio	Lower	Upper
105	100		
120	30.1	23.7	35.5
119	2.3	1.9	2.9

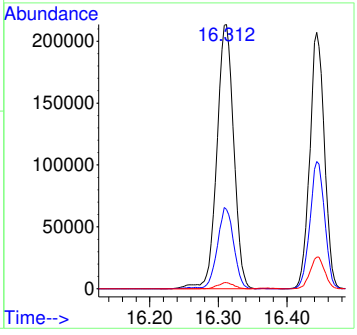

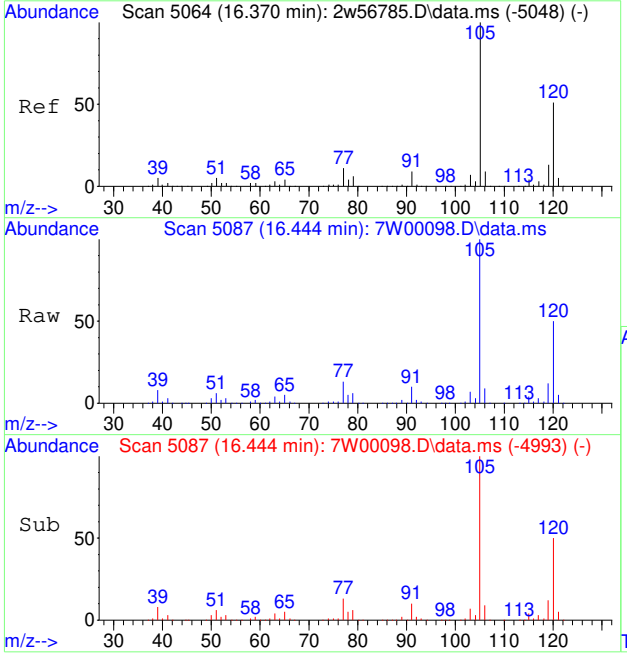

#93
1,3,5-TRIMETHYLBENZENE
Concen: 6.55 PPBV
RT: 16.444 min Scan# 5087
Delta R.T. 0.003 min
Lab File: 7W00098.D
Acq: 30 Nov 2022 2:12 pm

Tgt Ion:105 Resp: 306840

Ion	Ratio	Lower	Upper
105	100		
120	49.7	40.4	60.6
91	10.9	7.4	11.2

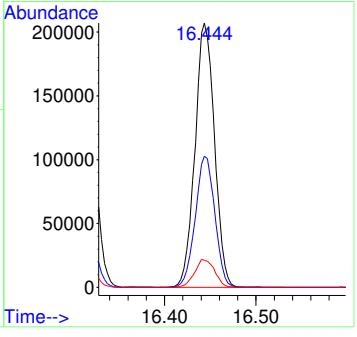

7.7.27

7

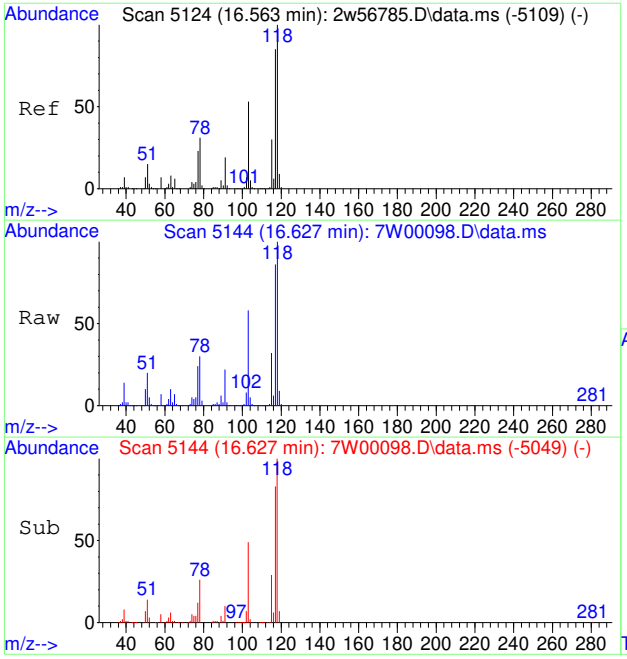

#94
ALPHA-METHYLSTYRENE
Concen: 6.74 PPBV
RT: 16.627 min Scan# 5144
Delta R.T. 0.006 min
Lab File: 7W00098.D
Acq: 30 Nov 2022 2:12 pm

Tgt Ion:118 Resp: 154403

Ion	Ratio	Lower	Upper
118	100		
117	86.5	69.3	103.9
103	56.7	43.8	65.6

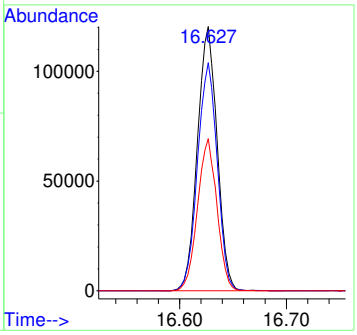

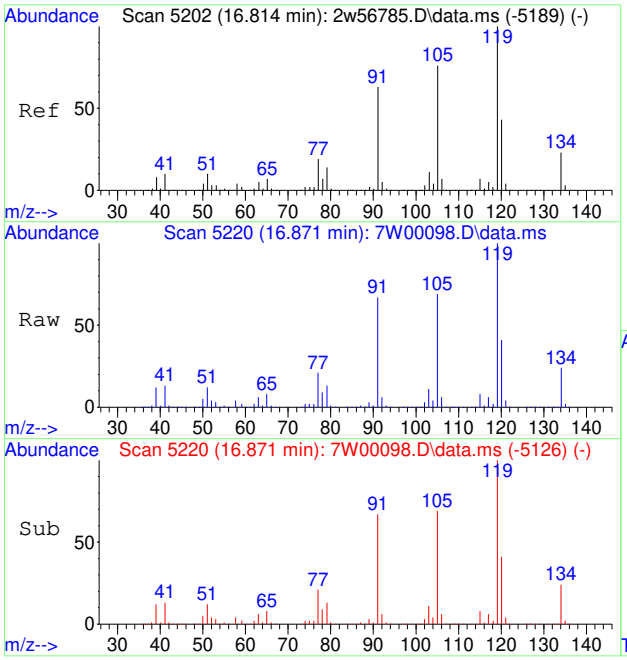

#95
TERT-BUTYLBENZENE
Concen: 6.58 PPBV
RT: 16.871 min Scan# 5220
Delta R.T. 0.003 min
Lab File: 7W00098.D
Acq: 30 Nov 2022 2:12 pm

Tgt Ion:134 Resp: 78733

Ion	Ratio	Lower	Upper
134	100		
119	437.0	355.0	532.4

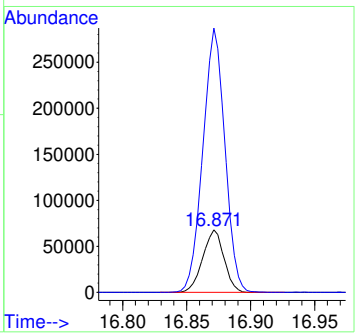

7.7.27

7

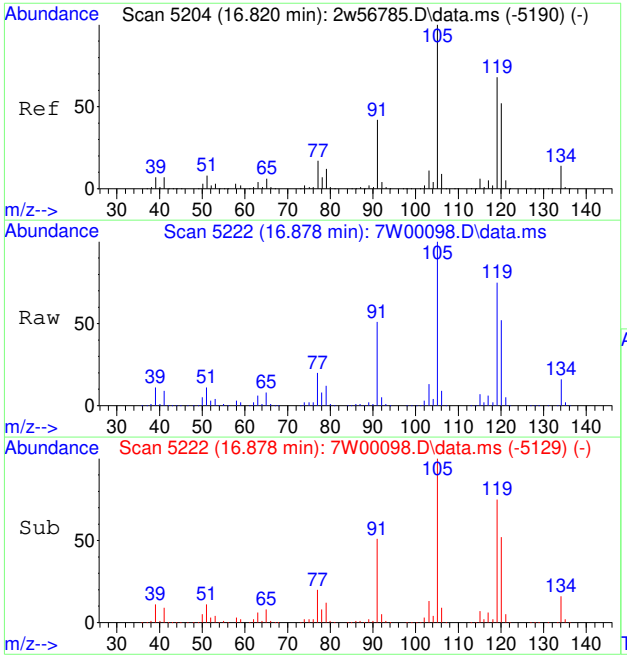

#96
1,2,4-TRIMETHYLBENZENE
Concen: 6.81 PPBV
RT: 16.878 min Scan# 5222
Delta R.T. -0.000 min
Lab File: 7W00098.D
Acq: 30 Nov 2022 2:12 pm

Tgt Ion:105 Resp: 320320

Ion	Ratio	Lower	Upper
105	100		
120	56.2	45.4	68.2
119	107.4	90.6	135.8

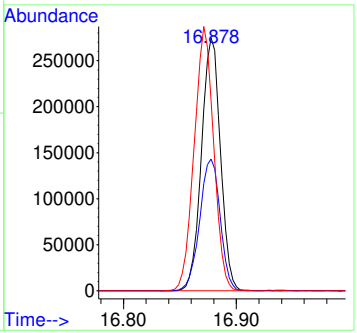

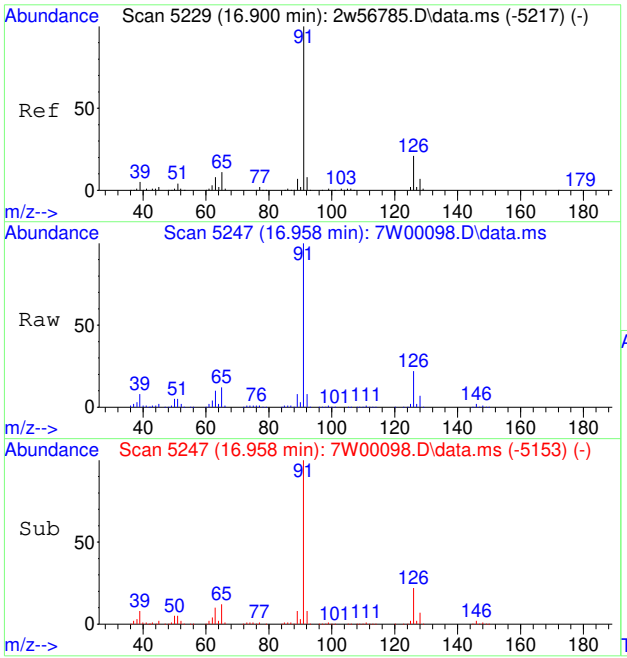

#97
BENZYL CHLORIDE
Concen: 12.65 PPBV
RT: 16.958 min Scan# 5247
Delta R.T. 0.003 min
Lab File: 7W00098.D
Acq: 30 Nov 2022 2:12 pm

Tgt Ion: 91 Resp: 230542

Ion	Ratio	Lower	Upper
91	100		
126	21.5	17.2	25.8
65	11.6	8.5	12.7

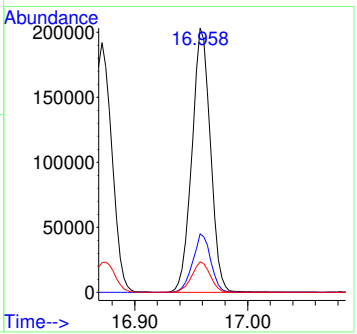

7.7.27

7

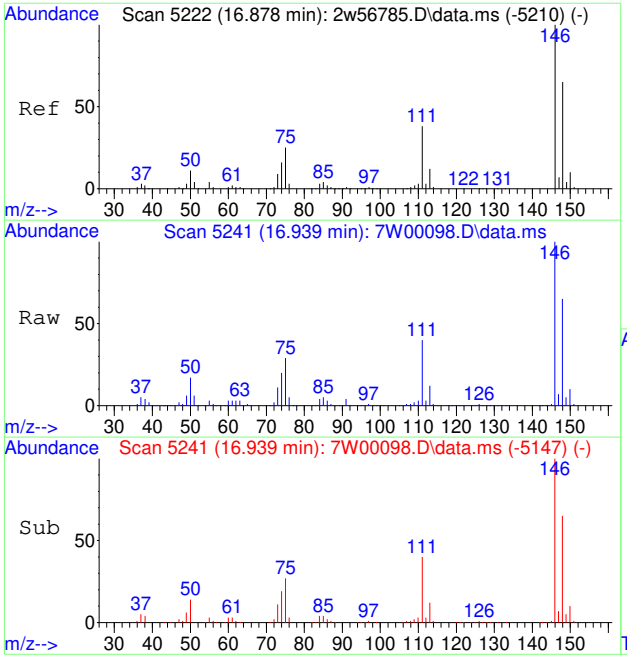

#98
M-DICHLOROBENZENE
Concen: 7.25 PPBV
RT: 16.939 min Scan# 5241
Delta R.T. 0.003 min
Lab File: 7W00098.D
Acq: 30 Nov 2022 2:12 pm

Tgt Ion:146 Resp: 208042

Ion	Ratio	Lower	Upper
146	100		
148	64.4	51.0	76.6
111	40.4	30.6	45.8

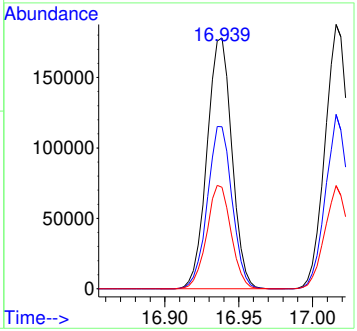

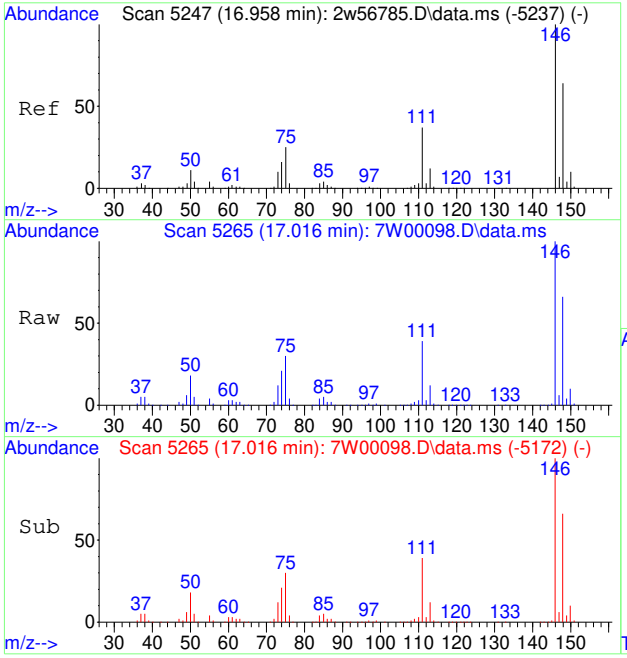

#99
P-DICHLOROBENZENE
Concen: 7.36 PPBV
RT: 17.016 min Scan# 5265
Delta R.T. -0.000 min
Lab File: 7W00098.D
Acq: 30 Nov 2022 2:12 pm

Tgt Ion:146 Resp: 209201

Ion	Ratio	Lower	Upper
146	100		
148	64.0	51.0	76.6
111	38.6	29.4	44.0

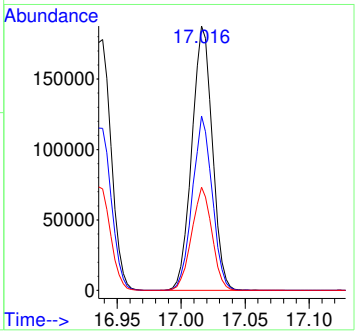

7.7.27

7

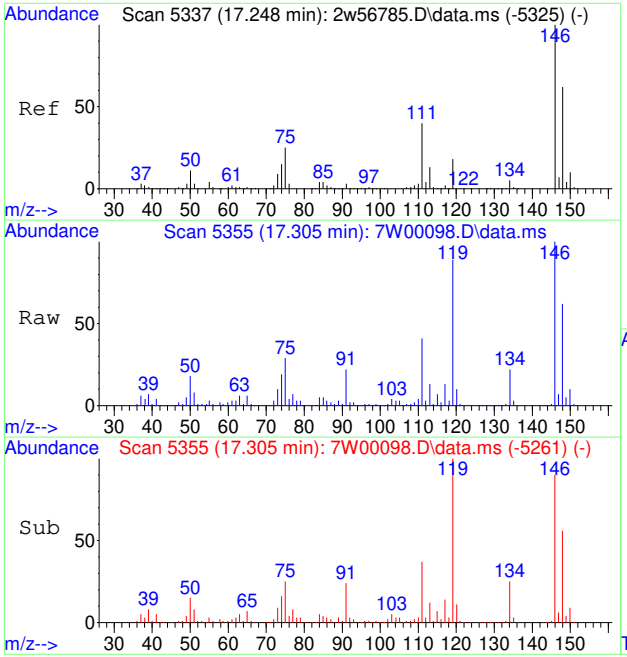

#100
O-DICHLOROBENZENE
Concen: 7.52 PPBV
RT: 17.305 min Scan# 5355
Delta R.T. 0.003 min
Lab File: 7W00098.D
Acq: 30 Nov 2022 2:12 pm

Tgt Ion:146 Resp: 206522

Ion	Ratio	Lower	Upper
146	100		
148	62.9	51.0	76.4
111	41.9	31.8	47.6

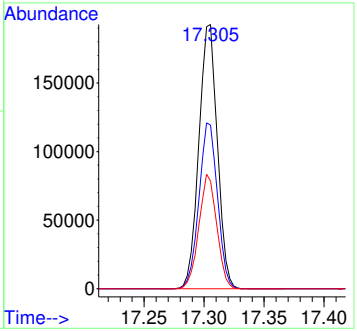

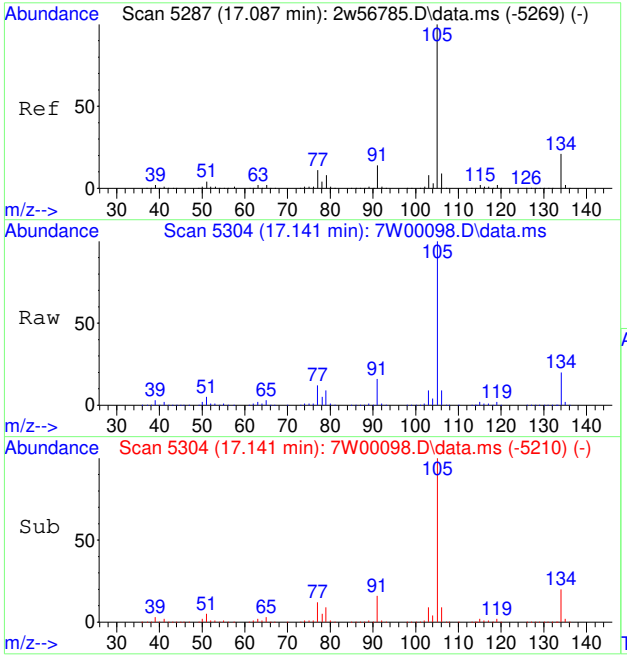

#101
SEC-BUTYLBENZENE
Concen: 6.91 PPBV
RT: 17.141 min Scan# 5304
Delta R.T. 0.003 min
Lab File: 7W00098.D
Acq: 30 Nov 2022 2:12 pm

Tgt Ion:134 Resp: 98201

Ion	Ratio	Lower	Upper
134	100		
105	480.8	396.9	595.3

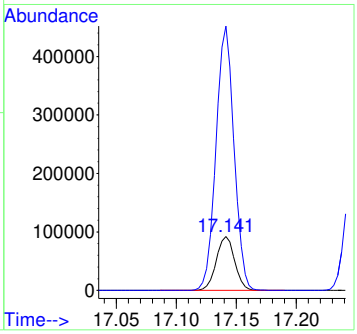

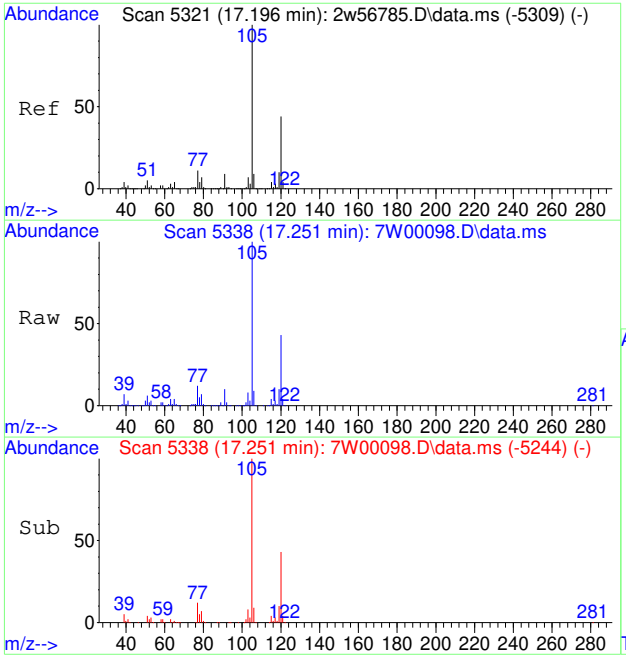

#102
1,2,3-TRIMETHYLBENZENE
Concen: 7.19 PPBV
RT: 17.251 min Scan# 5338
Delta R.T. 0.003 min
Lab File: 7W00098.D
Acq: 30 Nov 2022 2:12 pm

Tgt Ion:105 Resp: 319718

Ion	Ratio	Lower	Upper
105	100		
120	43.5	35.0	52.6
91	10.6	7.3	10.9

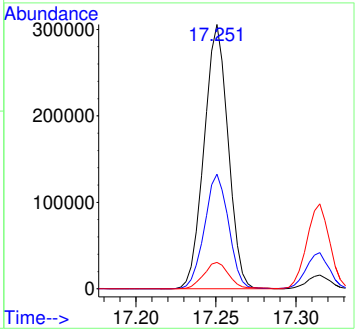

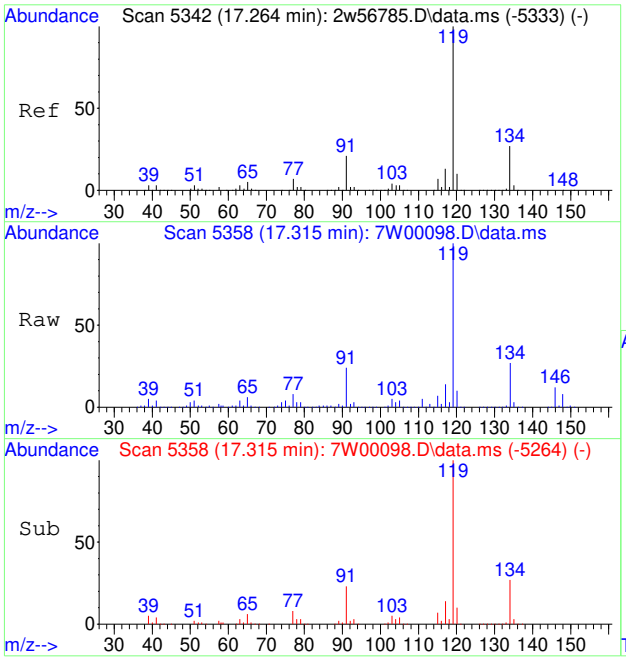

#103
P-ISOPROPYLTOLUENE
Concen: 7.50 PPBV
RT: 17.315 min Scan# 5358
Delta R.T. 0.003 min
Lab File: 7W00098.D
Acq: 30 Nov 2022 2:12 pm

Tgt Ion:134 Resp: 111130

Ion	Ratio	Lower	Upper
134	100		
119	375.1	302.5	453.7

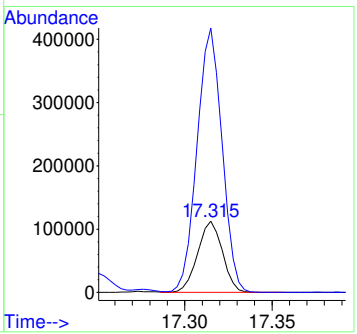

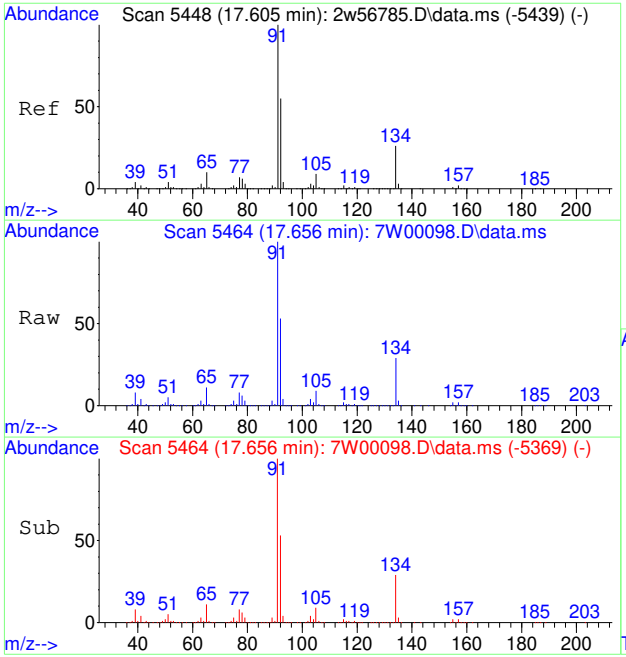

#104
N-BUTYLBENZENE
Concen: 7.77 PPBV
RT: 17.656 min Scan# 5464
Delta R.T. 0.006 min
Lab File: 7W00098.D
Acq: 30 Nov 2022 2:12 pm

Tgt Ion:134 Resp: 106872

Ion	Ratio	Lower	Upper
134	100		
91	368.2	296.4	444.6

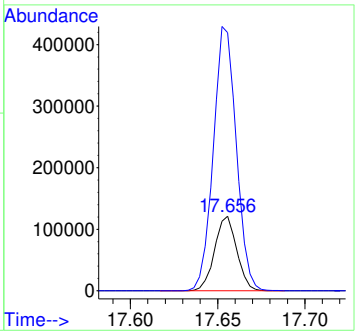

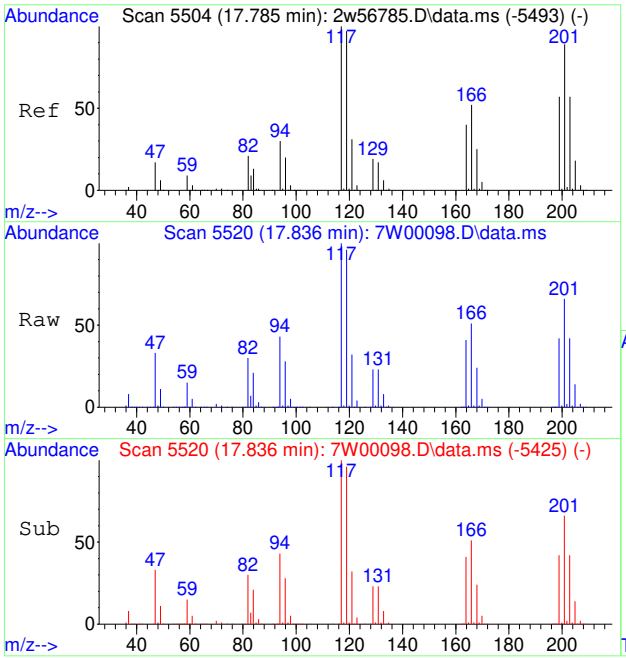

#105
HEXACHLOROETHANE
Concen: 7.11 PPBV
RT: 17.836 min Scan# 5520
Delta R.T. 0.006 min
Lab File: 7W00098.D
Acq: 30 Nov 2022 2:12 pm

Tgt Ion:117 Resp: 127089

Ion	Ratio	Lower	Upper
117	100		
119	96.2	76.4	114.6
201	68.4	70.2	105.4#

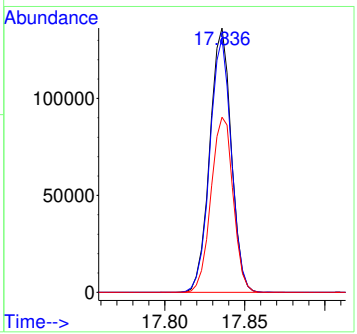

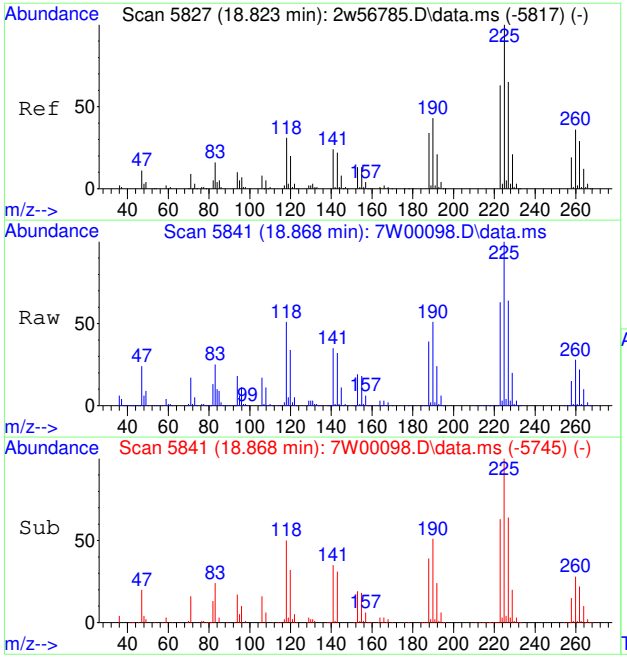

#106
HEXACHLOROBUTADIENE
Concen: 7.81 PPBV
RT: 18.868 min Scan# 5841
Delta R.T. 0.010 min
Lab File: 7W00098.D
Acq: 30 Nov 2022 2:12 pm

Tgt Ion:225 Resp: 164307

Ion	Ratio	Lower	Upper
225	100		
227	63.3	51.4	77.0
223	62.8	50.1	75.1

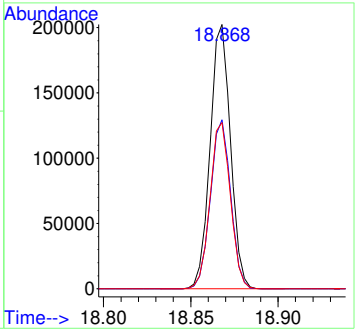

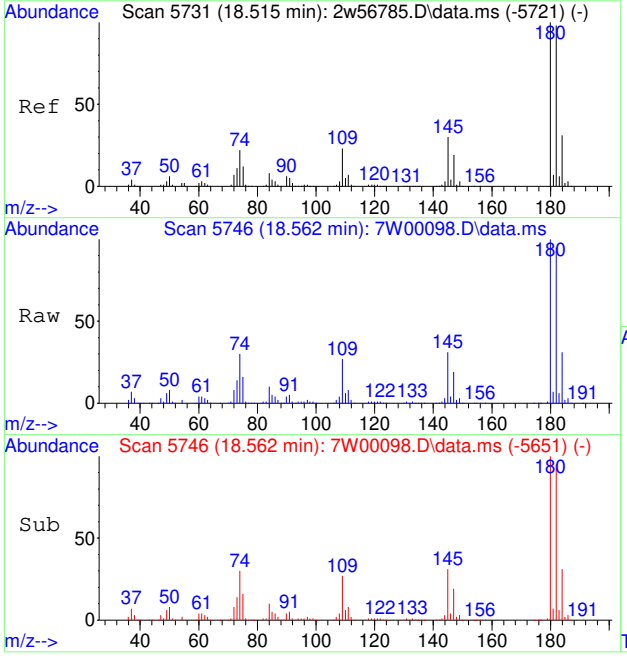

#107
1,2,4-TRICHLOROBENZENE
Concen: 10.83 PPBV
RT: 18.562 min Scan# 5746
Delta R.T. 0.006 min
Lab File: 7W00098.D
Acq: 30 Nov 2022 2:12 pm

Tgt Ion:180 Resp: 191488

Ion	Ratio	Lower	Upper
180	100		
182	95.1	77.0	115.4
145	31.3	23.3	34.9

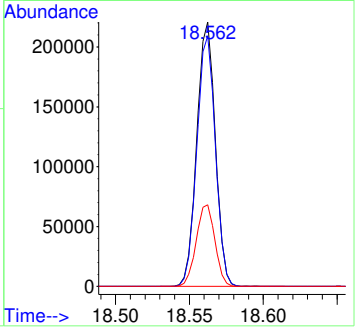

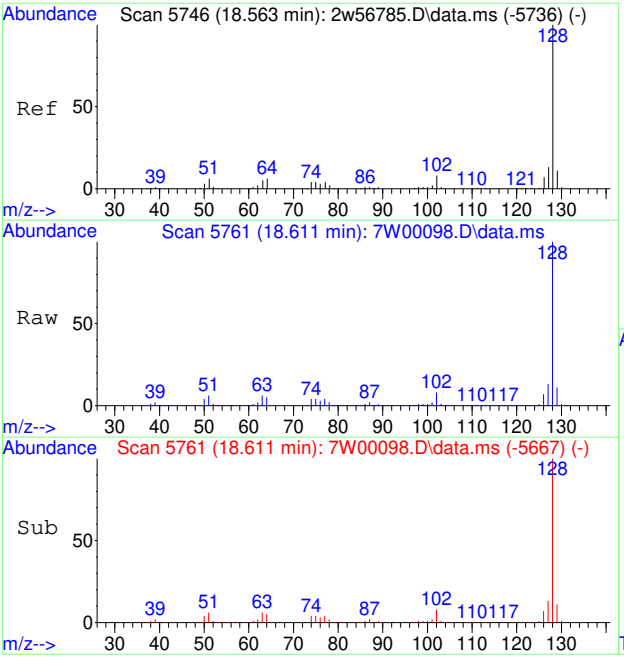

#108
NAPHTHALENE
Concen: 12.00 PPBV
RT: 18.611 min Scan# 5761
Delta R.T. 0.003 min
Lab File: 7W00098.D
Acq: 30 Nov 2022 2:12 pm

Tgt Ion:128 Resp: 528943

Ion	Ratio	Lower	Upper
128	100		
129	10.8	8.8	13.2
127	12.7	10.2	15.2

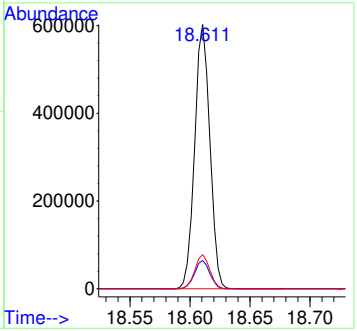

7.7.27

7

Manual Integration Approval Summary

Sample Number:	V7W5-IC0005	**Method:**	TO-15
Lab FileID:	7W00098.D	**Analyst approved:**	12/07/22 15:20 Thomas Hilbig
Injection Time:	11/30/22 14:12	**Supervisor approved:**	12/08/22 01:45 Kanya Veerawat

Parameter	CAS	Sig#	R.T. (min.)	Reason
Freon 152A	75-37-6		1.80	Missed peak

Quantitation Report (Qedit)

Data Path : C:\msdchem\1\data\
Data File : 7W00098.D
Acq On : 30 Nov 2022 2:12 pm
Operator : thomash
Sample : IC0005-5
Misc : MS61038,V7W0005,,,,,1
ALS Vial : 2 Sample Multiplier: 1

Quant Time: Dec 07 13:24:11 2022
Quant Method : C:\msdchem\1\methods\M7W0005.M
Quant Title : TO15 by GCMS w/DB-1, 30m X 0.25mm ID X 0.5 um
QLast Update : Fri Nov 18 08:51:55 2022
Response via : Initial Calibration

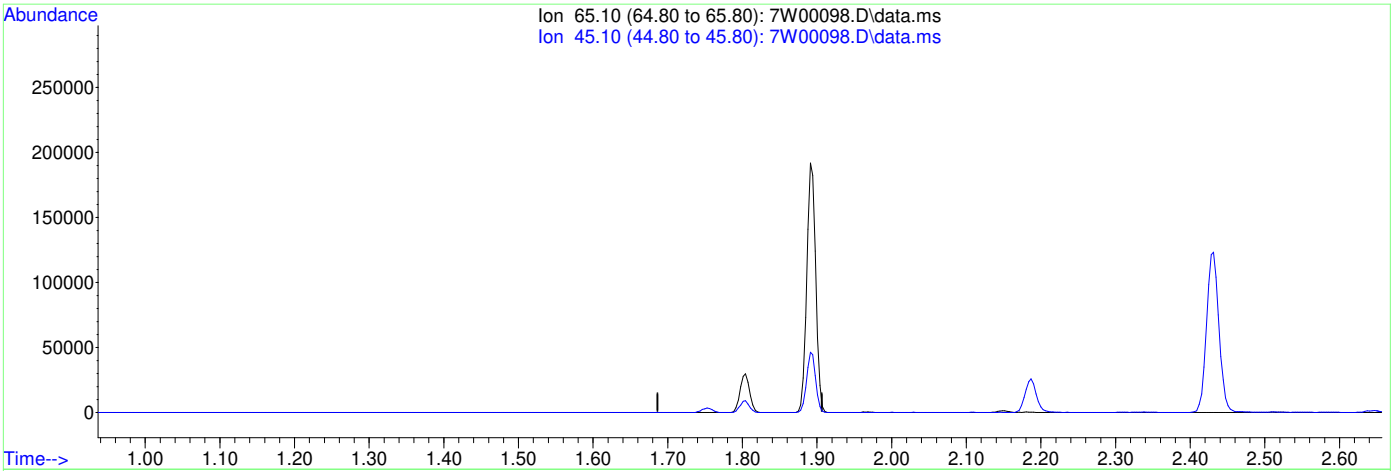

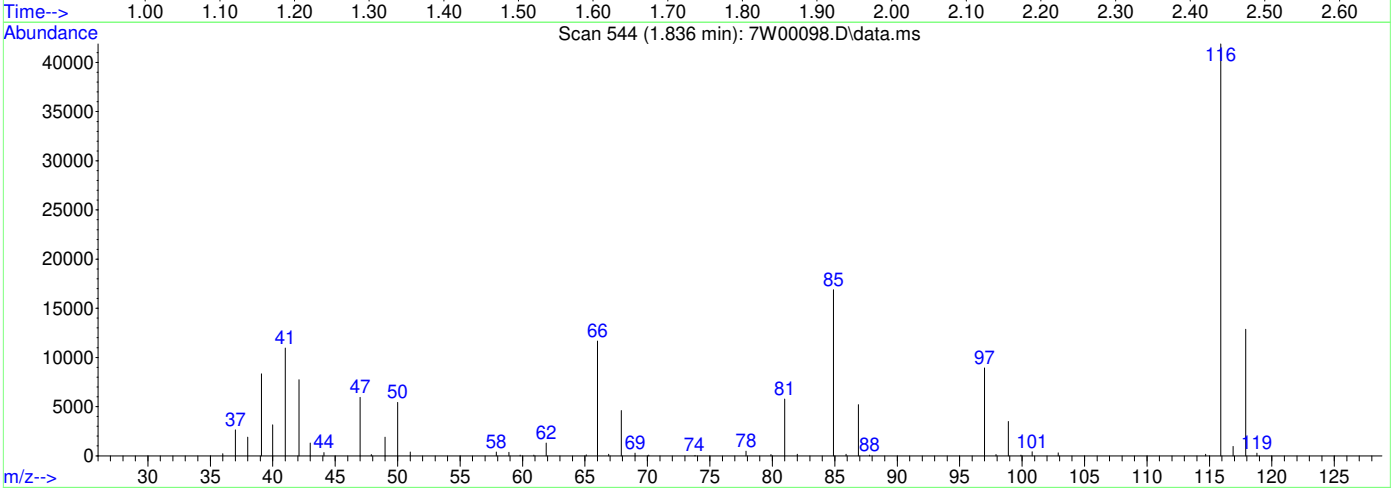

(3) FREON 152A (T)

1.837min (-1.837) 0.00PPBV

response 0

Ion	Exp%	Act%
65.10	100	0.00
45.10	22.90	0.00#
0.00	0.00	0.00
0.00	0.00	0.00

Quantitation Report (Qedit)

```
Data Path : C:\msdchem\1\data\
Data File : 7W00098.D
Acq On    : 30 Nov 2022   2:12 pm
Operator  : thomash
Sample    : IC0005-5
Misc      : MS61038,V7W0005,,,,,1
ALS Vial  : 2   Sample Multiplier: 1

Quant Time: Dec 07 13:24:11 2022
Quant Method : C:\msdchem\1\methods\M7W0005.M
Quant Title  : TO15 by GCMS w/DB-1, 30m  X 0.25mm ID X 0.5 um
QLast Update : Fri Nov 18 08:51:55 2022
Response via : Initial Calibration
```

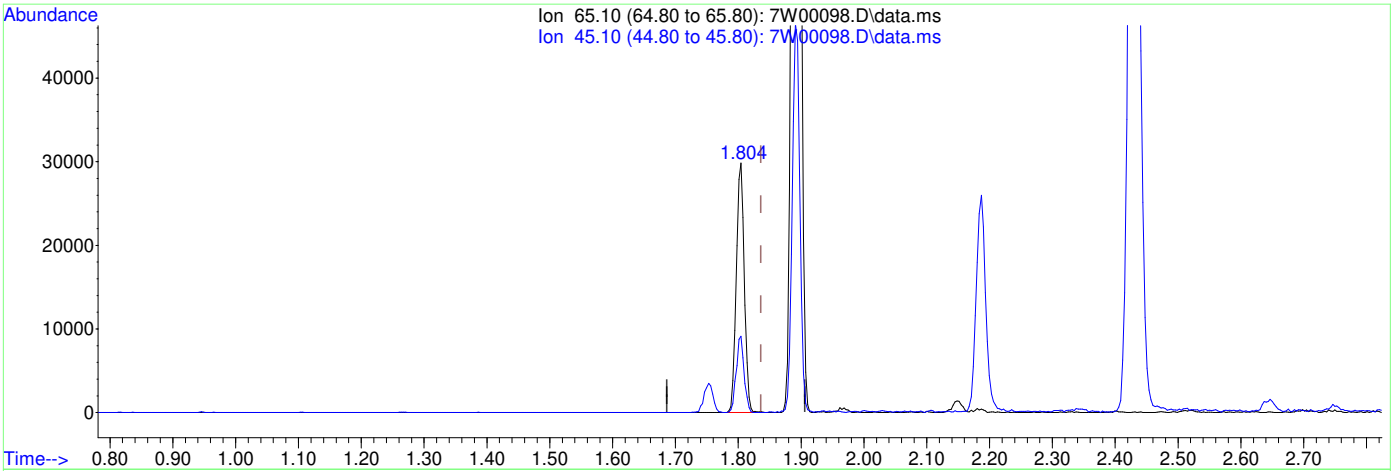

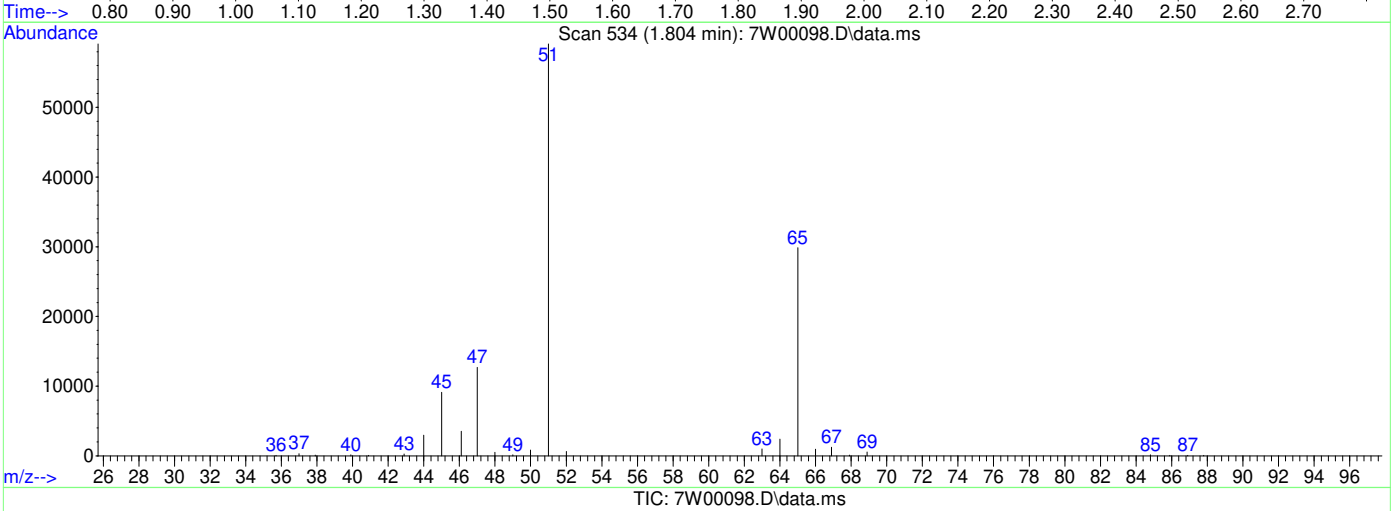

(3) FREON 152A (T)

1.804min (-0.032) 3.55PPBV m

response 26398

Ion	Exp%	Act%
65.10	100	100
45.10	22.90	0.00#
0.00	0.00	0.00
0.00	0.00	0.00

Quantitation Report (Qedit)

```
Data Path : C:\msdchem\1\data\
Data File : 7W00098.D
Acq On    : 30 Nov 2022   2:12 pm
Operator  : thomash
Sample    : IC0005-5
Misc      : MS61038,V7W0005,,,,,1
ALS Vial  : 2   Sample Multiplier: 1

Quant Time: Dec 07 13:24:11 2022
Quant Method : C:\msdchem\1\methods\M7W0005.M
Quant Title  : TO15 by GCMS w/DB-1, 30m  X 0.25mm ID X 0.5 um
QLast Update : Fri Nov 18 08:51:55 2022
Response via : Initial Calibration
```

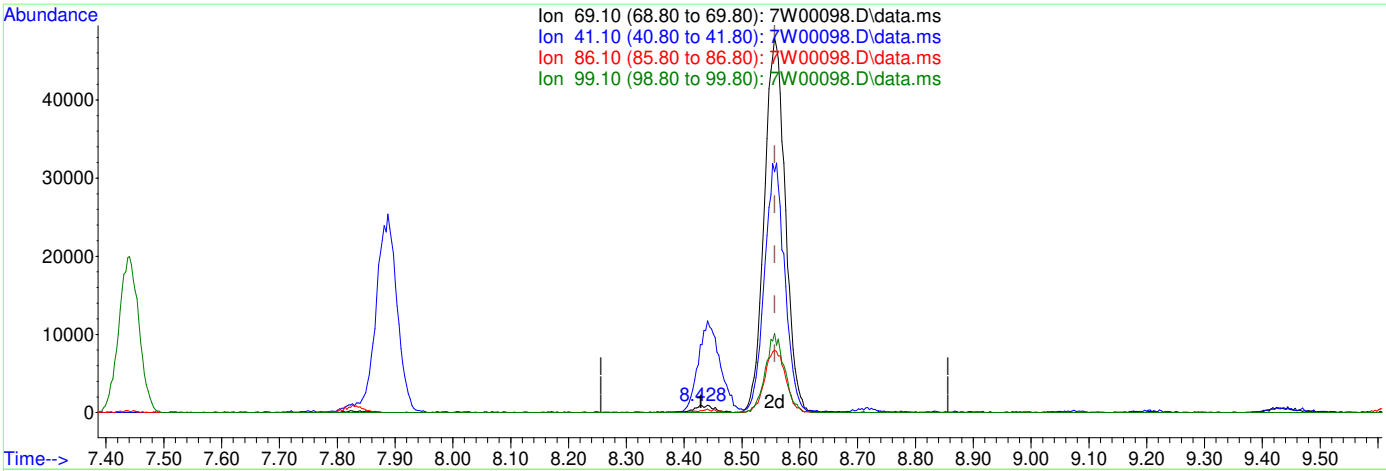

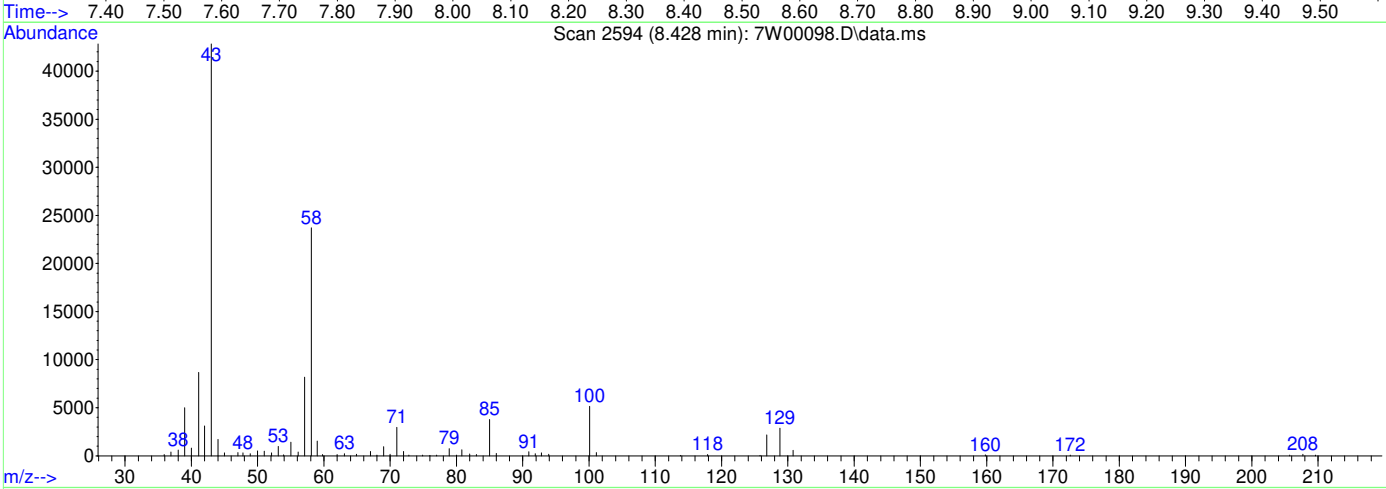

(71) ETHYL METHACRYLATE (T)

8.428min (-0.129) 0.11PPBV

response 2236

Ion	Exp%	Act%
69.10	100	100
41.10	51.60	1387.16#
86.10	16.10	38.19#
99.10	18.10	0.00#

Quantitation Report (Qedit)

```
Data Path : C:\msdchem\1\data\
Data File : 7W00098.D
Acq On    : 30 Nov 2022   2:12 pm
Operator  : thomash
Sample    : IC0005-5
Misc      : MS61038,V7W0005,,,,,1
ALS Vial  : 2   Sample Multiplier: 1

Quant Time: Dec 07 13:24:11 2022
Quant Method : C:\msdchem\1\methods\M7W0005.M
Quant Title  : TO15 by GCMS w/DB-1, 30m  X 0.25mm ID X 0.5 um
QLast Update : Fri Nov 18 08:51:55 2022
Response via : Initial Calibration
```

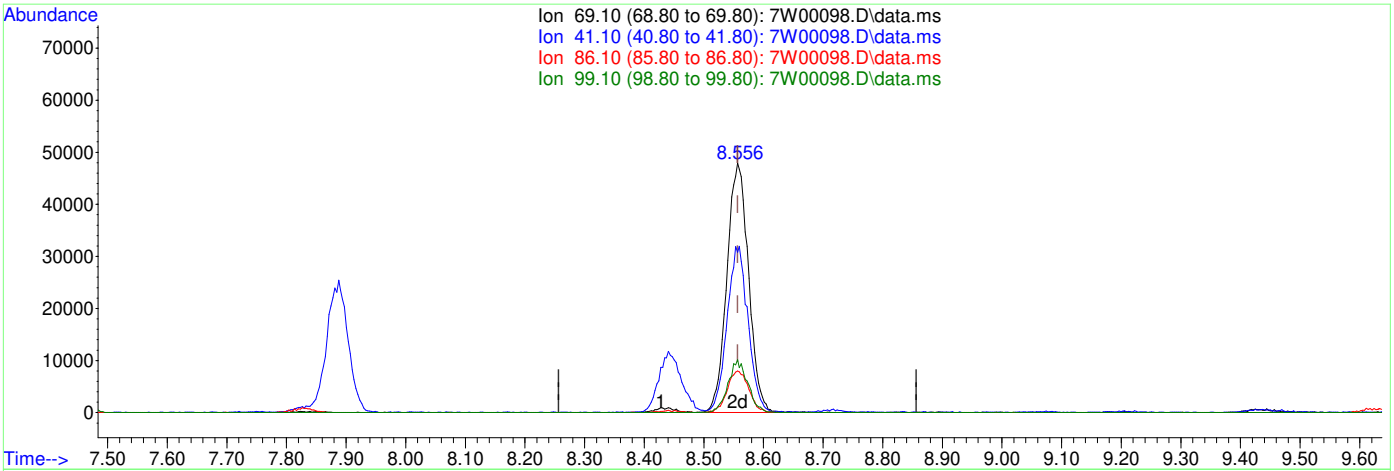

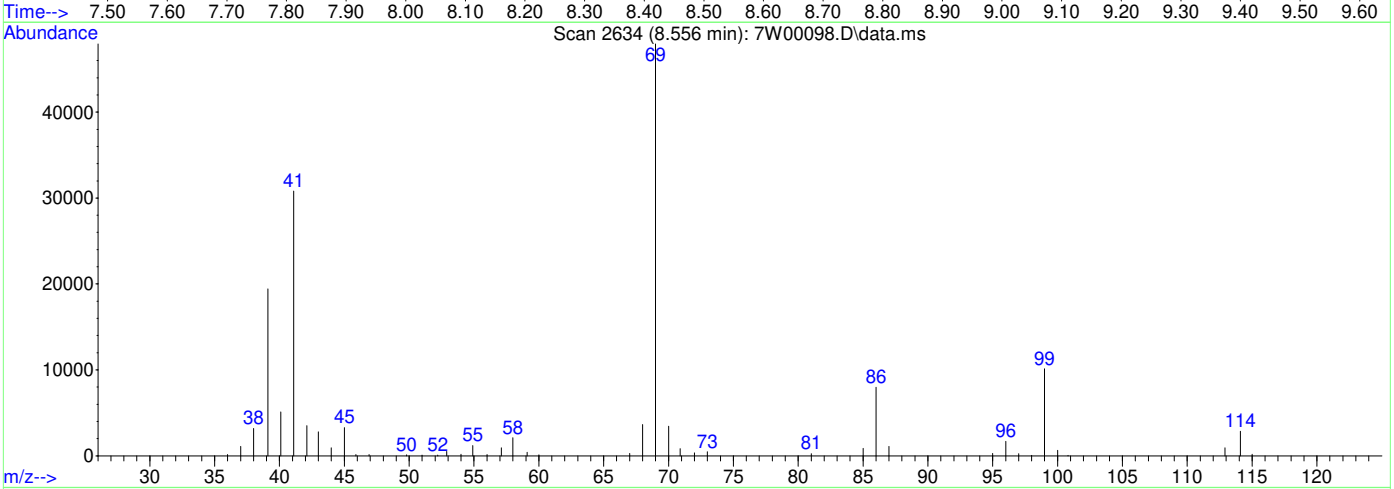

(71) ETHYL METHACRYLATE (T)

8.556min (-0.000) 6.17PPBV m

response 120825

Ion	Exp%	Act%
69.10	100	100
41.10	51.60	25.67#
86.10	16.10	0.71#
99.10	18.10	0.00#

Quantitation Report (QT Reviewed)

Data Path : C:\msdchem\1\data\
Data File : 7W00099.D
Acq On : 30 Nov 2022 2:44 pm
Operator : thomash
Sample : ICC0005-10
Misc : MS61038,V7W0005,,,,,1
ALS Vial : 2 Sample Multiplier: 1

Quant Time: Dec 07 13:25:50 2022
Quant Method : C:\msdchem\1\methods\M7W0005.M
Quant Title : TO15 by GCMS w/DB-1, 30m X 0.25mm ID X 0.5 um
QLast Update : Fri Nov 18 08:51:55 2022
Response via : Initial Calibration

Compound	R.T.	QIon	Response	Conc	Units	Dev(Min)
Internal Standards						
1) BROMOCHLOROMETHANE	3.563	128	75986	10.00	PPBV	-0.06
52) 1,4-DIFLUOROBENZENE	4.952	114	381248	10.00	PPBV	-0.04
76) CHLOROBENZENE-D5	10.785	117	356128	10.00	PPBV	0.00
System Monitoring Compounds						
87) 4-BROMOFLUOROBENZENE	14.212	95	241755	9.26	PPBV	0.00
Target Compounds						Qvalue
3) FREON 152A	1.804	65	50926	7.04	PPBV #	85
4) CHLORODIFLUOROMETHANE	1.817	67	25254	6.99	PPBV	98
5) CHLOROTRIFLUOROETHENE	1.830	116	139501	7.87	PPBV #	100
6) DICHLORODIFLUOROMETHANE	1.846	85	419327	10.36	PPBV #	95
7) PROPYLENE	1.827	41	62482	5.93	PPBV	97
8) 1-CHLORO-1,1-DIFLUOROE...	1.891	65	312577	11.61	PPBV #	91
9) FREON 114	1.930	85	374524	10.43	PPBV	100
10) CHLOROMETHANE	1.898	52	33860	8.15	PPBV	95
11) VINYL CHLORIDE	1.965	62	124781	9.32	PPBV	100
12) 1,3-BUTADIENE	2.010	54	96671	8.94	PPBV #	80
13) N-BUTANE	2.026	43	175340	8.59	PPBV	96
14) BROMOMETHANE	2.094	94	120429	10.73	PPBV	99
15) CHLOROETHANE	2.148	64	64104	9.49	PPBV	98
16) DICHLOROFLUOROMETHANE	2.174	67	286089	10.82	PPBV #	97
17) ACETONITRILE	2.251	41	99052	8.32	PPBV	96
18) ACROLEIN	2.293	56	54502	12.45	PPBV	98
19) FREON 123	2.309	83	296860	10.97	PPBV #	94
20) FREON 123A	2.328	117	184406	12.24	PPBV	98
21) TRICHLOROFLUOROMETHANE	2.399	101	400965	13.46	PPBV	100
22) ISOPROPYL ALCOHOL	2.415	45	263678	8.73	PPBV	95
23) ACETONE	2.335	58	64730	8.85	PPBV #	62
24) PENTANE	2.518	42	140398	10.04	PPBV	93
25) IODOMETHANE	2.579	142	400669	14.81	PPBV #	80
26) 1,1-DICHLOROETHYLENE	2.605	96	147709	13.37	PPBV #	73
27) CARBON DISULFIDE	2.746	76	456398	14.14	PPBV #	91
28) ETHANOL	2.181	45	52467	7.58	PPBV #	96
29) BROMOETHENE	2.261	106	126686	11.40	PPBV #	97
30) ACRYLONITRILE	2.486	52	94078	9.99	PPBV	98
31) METHYLENE CHLORIDE	2.644	84	135781	12.26	PPBV #	76
32) 3-CHLOROPROPENE	2.689	76	72870	14.40	PPBV #	44
33) FREON 113	2.746	151	263072	14.45	PPBV	89
34) TRANS-1,2-DICHLOROETHENE	2.997	96	112865	10.24	PPBV	96
35) TERTIARY BUTYL ALCOHOL	2.621	59	369247	13.85	PPBV #	76
36) METHYL TERTIARY BUTYL ...	3.119	73	310551	9.77	PPBV #	97
37) TETRAHYDROFURAN	3.875	72	54392	10.87	PPBV	87
38) HEXANE	3.624	57	172924	8.55	PPBV #	82
39) VINYL ACETATE	3.158	86	33594	18.30	PPBV	81
40) 1,1-DICHLOROETHANE	3.081	63	182741	8.75	PPBV	99
41) METHYL ETHYL KETONE	3.267	72	56518	10.10	PPBV	76
42) CIS-1,2-DICHLOROETHENE	3.483	96	120533	11.06	PPBV	95
43) DIISOPROPYL ETHER	3.627	59	53217	9.13	PPBV	89
44) ETHYL ACETATE	3.627	61	36944	9.28	PPBV	65
45) METHYL ACRYLATE	3.615	55	217094	8.60	PPBV #	98
46) CHLOROFORM	3.647	83	246628	10.63	PPBV #	95
47) 2,4-DIMETHYLPENTANE	4.184	57	198965	8.48	PPBV	99
48) 1,1,1-TRICHLOROETHANE	4.267	97	248720	11.04	PPBV	99
49) CARBON TETRACHLORIDE	4.727	117	266212	10.91	PPBV	98
50) 1,2-DICHLOROETHANE	4.090	62	158732	9.42	PPBV #	97
51) BENZENE	4.605	78	343789	10.42	PPBV	94

Quantitation Report (QT Reviewed)

Data Path : C:\msdchem\1\data\
Data File : 7W00099.D
Acq On : 30 Nov 2022 2:44 pm
Operator : thomash
Sample : ICC0005-10
Misc : MS61038,V7W0005,,,,,1
ALS Vial : 2 Sample Multiplier: 1

Quant Time: Dec 07 13:25:50 2022
Quant Method : C:\msdchem\1\methods\M7W0005.M
Quant Title : TO15 by GCMS w/DB-1, 30m X 0.25mm ID X 0.5 um
QLast Update : Fri Nov 18 08:51:55 2022
Response via : Initial Calibration

	Compound	R.T.	QIon	Response	Conc	Units		Dev(Min)
53)	CYCLOHEXANE	4.833	84	149980	11.89	PPBV		98
54)	2,3-DIMETHYLPENTANE	5.103	71	76248	10.96	PPBV		88
55)	TRICHLOROETHENE	5.569	95	162513	10.62	PPBV		99
56)	1,2-DICHLOROPROPANE	5.322	63	125683	10.18	PPBV	#	92
57)	DIBROMOMETHANE	5.274	174	140423	10.16	PPBV	#	86
58)	ETHYL ACRYLATE	5.441	55	262494	10.14	PPBV		99
59)	BROMODICHLOROMETHANE	5.508	83	266831	11.48	PPBV		99
60)	2,2,4-TRIMETHYLPENTANE	5.669	57	538289	9.82	PPBV		100
61)	1,4-DIOXANE	5.589	88	86023	11.70	PPBV	#	95
62)	HEPTANE	6.004	43	183046	9.20	PPBV		93
63)	METHYL METHACRYLATE	5.891	69	133643	11.73	PPBV	#	84
64)	METHYL ISOBUTYL KETONE	6.669	58	110588	10.52	PPBV		83
65)	CIS-1,3-DICHLOROPROPENE	6.560	75	201283	12.34	PPBV	#	83
66)	TOLUENE	7.827	91	438068	11.39	PPBV		100
67)	1,3-DICHLOROPROPANE	7.884	76	216140	11.38	PPBV		100
68)	TRANS-1,3-DICHLOROPROPENE	7.270	75	188806	13.15	PPBV	#	86
69)	1,1,2-TRICHLOROETHANE	7.438	83	127174	11.25	PPBV		97
70)	2-HEXANONE	8.421	58	153052	10.81	PPBV		81
71)	ETHYL METHACRYLATE	8.544	69	224460	11.62	PPBV	#	88
72)	TETRACHLOROETHENE	9.627	164	161996	10.55	PPBV		92
73)	DIBROMOCHLOROMETHANE	8.383	129	274759	11.55	PPBV		99
74)	1,2-DIBROMOETHANE	8.743	107	251769	12.12	PPBV		99
75)	OCTANE	9.765	43	256893	9.43	PPBV		93
77)	1,1,1,2-TETRACHLOROETHANE	10.875	131	199728	11.28	PPBV		97
78)	CHLOROBENZENE	10.868	112	366811	11.55	PPBV		100
79)	ETHYLBENZENE	11.765	91	596870	11.71	PPBV		100
80)	M,P-XYLENE	12.206	91	929999	24.25	PPBV	#	67
81)	O-XYLENE	13.161	91	476693	12.14	PPBV		98
82)	STYRENE	12.942	104	363099	12.64	PPBV		97
83)	NONANE	14.280	43	276528	9.48	PPBV		89
84)	BROMOFORM	12.019	173	245934	10.87	PPBV	#	96
85)	1,1,2,2-TETRACHLOROETHANE	13.167	83	351885	13.63	PPBV		97
86)	1,2,3-TRICHLOROPROPANE	13.453	75	264349	12.12	PPBV	#	100
88)	ISOPROPYLBENZENE	14.701	120	189844	12.29	PPBV		93
89)	BROMOBENZENE	14.576	77	330557	11.99	PPBV		98
90)	2-CHLOROTOLUENE	15.720	126	173055	13.10	PPBV		99
91)	N-PROPYLBENZENE	16.032	120	197127	12.94	PPBV		99
92)	4-ETHYLTOLUENE	16.312	105	714008	12.78	PPBV		99
93)	1,3,5-TRIMETHYLBENZENE	16.444	105	594658	12.73	PPBV		99
94)	ALPHA-METHYLSTYRENE	16.627	118	307380	13.47	PPBV		98
95)	TERT-BUTYLBENZENE	16.871	134	150277	12.60	PPBV		100
96)	1,2,4-TRIMETHYLBENZENE	16.878	105	625414	13.35	PPBV		96
97)	BENZYL CHLORIDE	16.958	91	495996	27.32	PPBV		99
98)	M-DICHLOROBENZENE	16.939	146	414997	14.52	PPBV		99
99)	P-DICHLOROBENZENE	17.016	146	413848	14.62	PPBV		99
100)	O-DICHLOROBENZENE	17.305	146	406543	14.86	PPBV		99
101)	SEC-BUTYLBENZENE	17.141	134	192717	13.60	PPBV		92
102)	1,2,3-TRIMETHYLBENZENE	17.251	105	610715	13.78	PPBV		99
103)	P-ISOPROPYLTOLUENE	17.315	134	216882	14.69	PPBV		96
104)	N-BUTYLBENZENE	17.656	134	209186	15.26	PPBV		95
105)	HEXACHLOROETHANE	17.836	117	259077	14.54	PPBV	#	90
106)	HEXACHLOROBUTADIENE	18.868	225	318953	15.22	PPBV		99
107)	1,2,4-TRICHLOROBENZENE	18.563	180	389156	22.08	PPBV		98
108)	NAPHTHALENE	18.611	128	1035859	23.59	PPBV		100

(#) = qualifier out of range (m) = manual integration (+) = signals summed

Quantitation Report (QT Reviewed)

Data Path : C:\msdchem\1\data\
Data File : 7W00099.D
Acq On : 30 Nov 2022 2:44 pm
Operator : thomash
Sample : ICC0005-10
Misc : MS61038,V7W0005,,,,,1
ALS Vial : 2 Sample Multiplier: 1

Quant Time: Dec 07 13:25:50 2022
Quant Method : C:\msdchem\1\methods\M7W0005.M
Quant Title : TO15 by GCMS w/DB-1, 30m X 0.25mm ID X 0.5 um
QLast Update : Fri Nov 18 08:51:55 2022
Response via : Initial Calibration

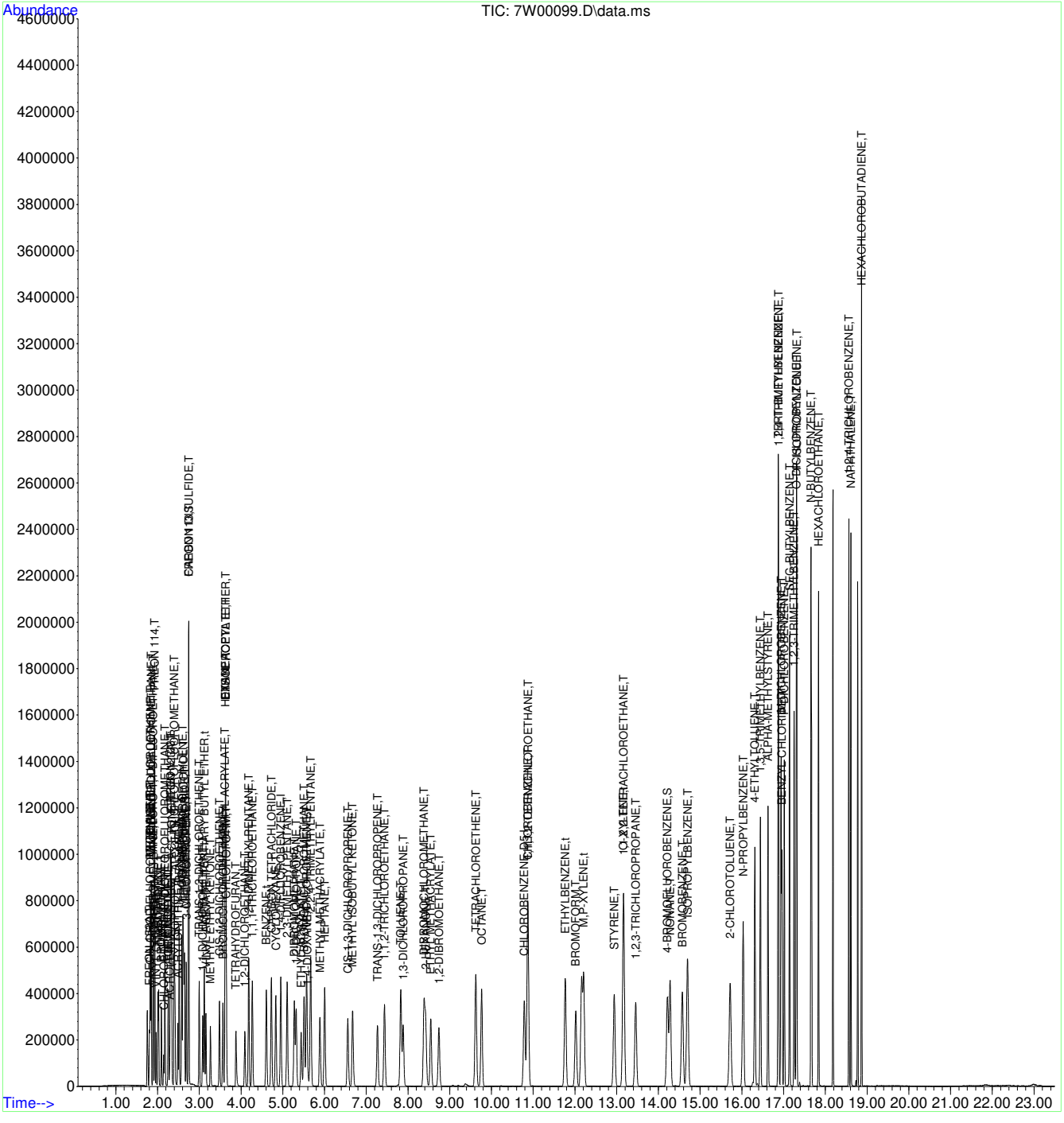

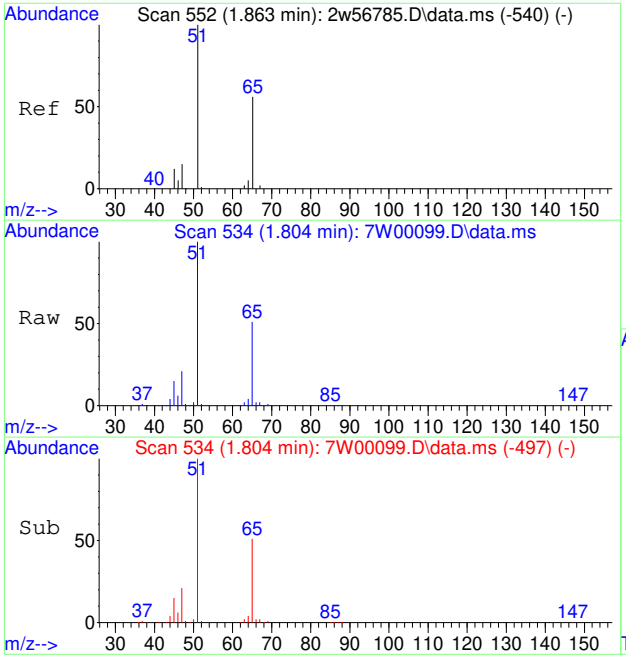

#3
FREON 152A
Concen: 7.04 PPBV
RT: 1.804 min Scan# 534
Delta R.T. -0.032 min
Lab File: 7W00099.D
Acq: 30 Nov 2022 2:44 pm

Tgt Ion: 65 Resp: 50926

Ion	Ratio	Lower	Upper
65	100		
45	29.9	18.3	27.5#

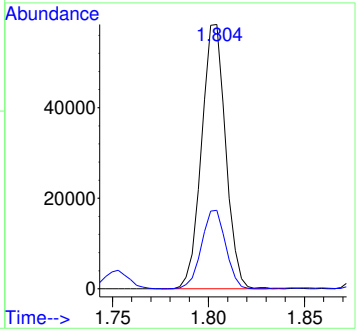

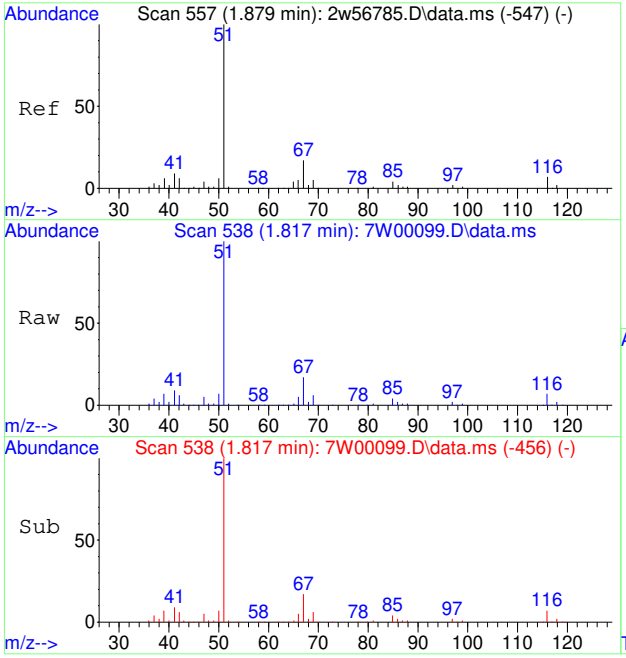

#4
CHLORODIFLUOROMETHANE
Concen: 6.99 PPBV
RT: 1.817 min Scan# 538
Delta R.T. -0.035 min
Lab File: 7W00099.D
Acq: 30 Nov 2022 2:44 pm

Tgt Ion: 67 Resp: 25254

Ion	Ratio	Lower	Upper
67	100		
69	37.2	28.8	43.2

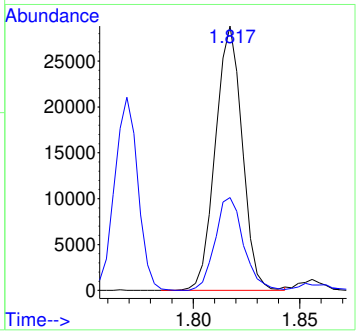

7.7.28

7

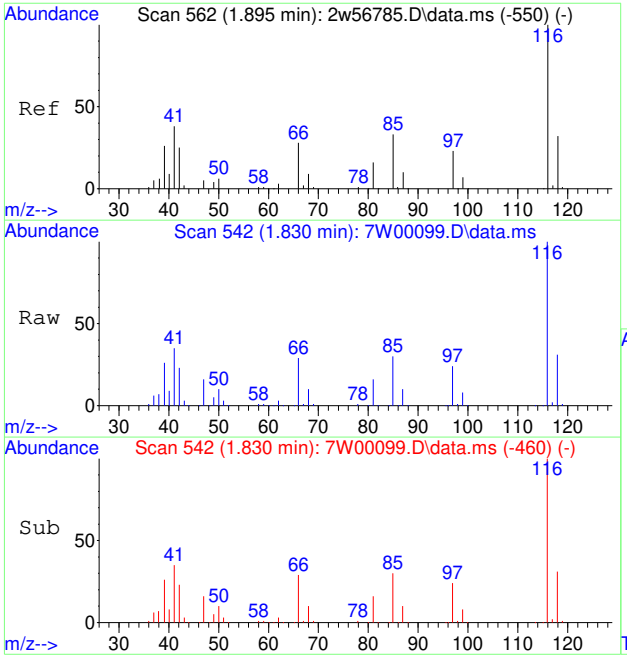

#5
CHLOROTRIFLUOROETHENE
Concen: 7.87 PPBV
RT: 1.830 min Scan# 542
Delta R.T. -0.035 min
Lab File: 7W00099.D
Acq: 30 Nov 2022 2:44 pm

Tgt Ion:116 Resp: 139501

Ion	Ratio	Lower	Upper
116	100		
118	32.6	26.1	39.1
85	300.6	0.0	0.0#

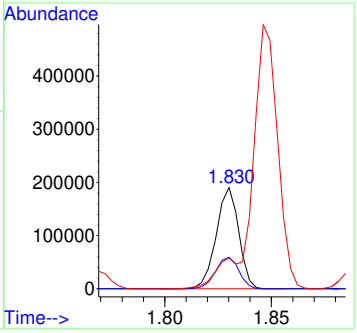

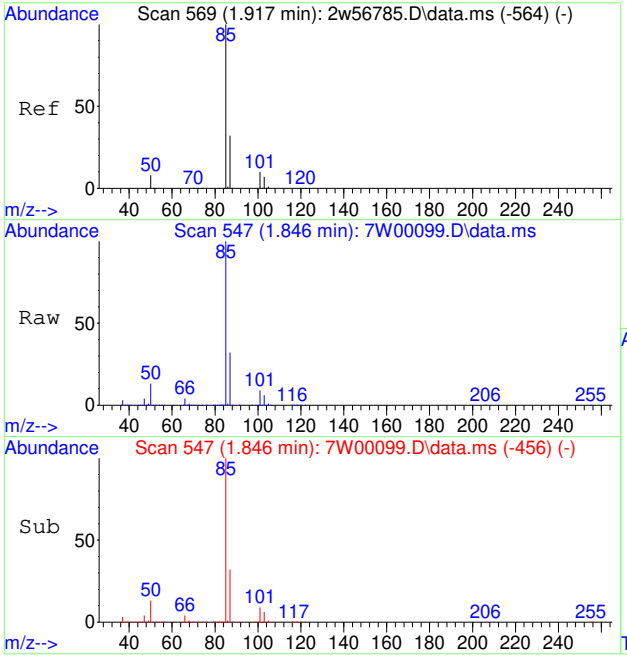

#6
DICHLORODIFLUOROMETHANE
Concen: 10.36 PPBV
RT: 1.846 min Scan# 547
Delta R.T. -0.039 min
Lab File: 7W00099.D
Acq: 30 Nov 2022 2:44 pm

Tgt Ion: 85 Resp: 419327

Ion	Ratio	Lower	Upper
85	100		
87	32.0	25.8	38.6
50	16.6	7.4	11.2#

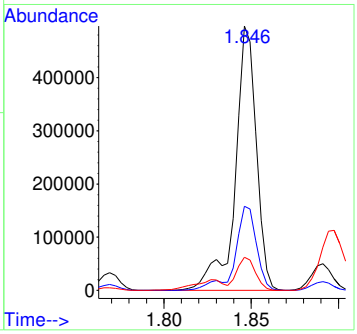

7.7.28

7

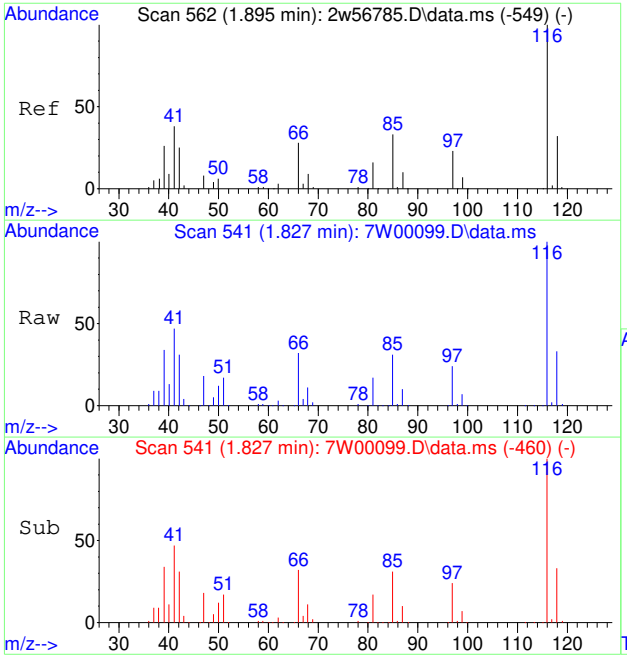

#7
PROPYLENE
Concen: 5.93 PPBV
RT: 1.827 min Scan# 541
Delta R.T. -0.039 min
Lab File: 7W00099.D
Acq: 30 Nov 2022 2:44 pm

Tgt Ion: 41 Resp: 62482

Ion	Ratio	Lower	Upper
41	100		
39	72.3	54.6	81.8
42	66.5	53.8	80.6

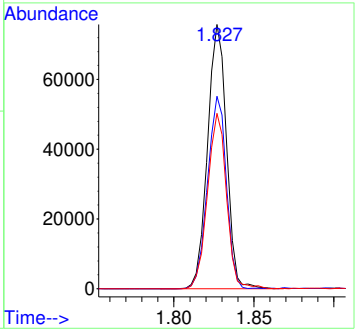

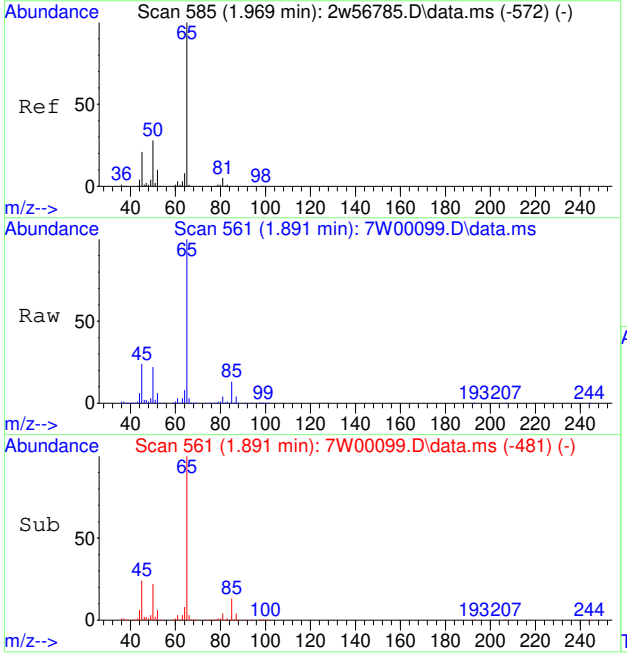

#8
1-CHLORO-1,1-DIFLUOROETHANE
Concen: 11.61 PPBV
RT: 1.891 min Scan# 561
Delta R.T. -0.042 min
Lab File: 7W00099.D
Acq: 30 Nov 2022 2:44 pm

Tgt Ion: 65 Resp: 312577

Ion	Ratio	Lower	Upper
65	100		
85	13.4	14.4	21.6#
45	24.2	16.7	25.1

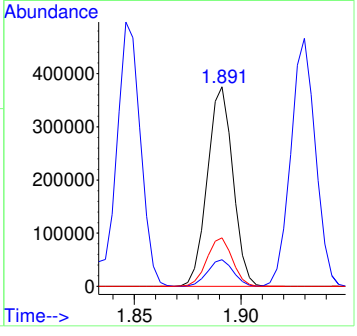

7.7.28

7

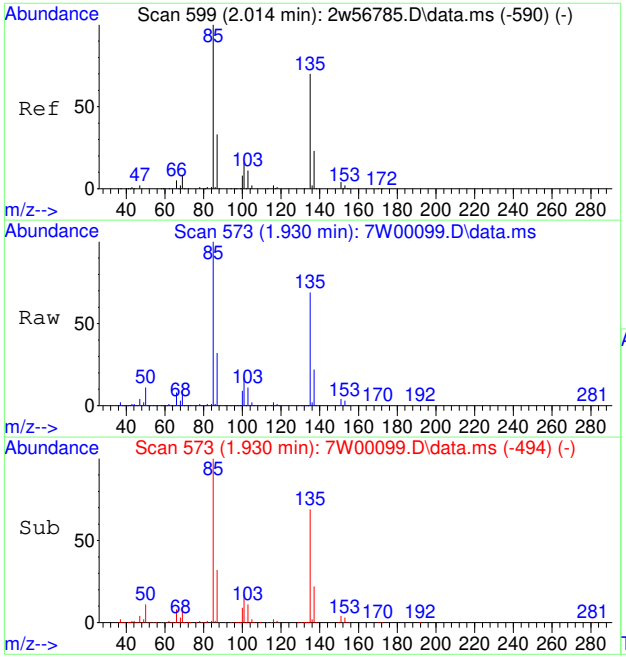

#9
FREON 114
Concen: 10.43 PPBV
RT: 1.930 min Scan# 573
Delta R.T. -0.045 min
Lab File: 7W00099.D
Acq: 30 Nov 2022 2:44 pm

Tgt Ion: 85 Resp: 374524

Ion	Ratio	Lower	Upper
85	100		
135	69.4	55.8	83.8
87	32.3	25.8	38.8

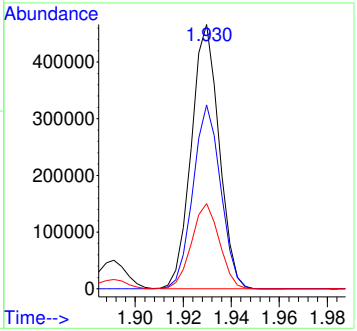

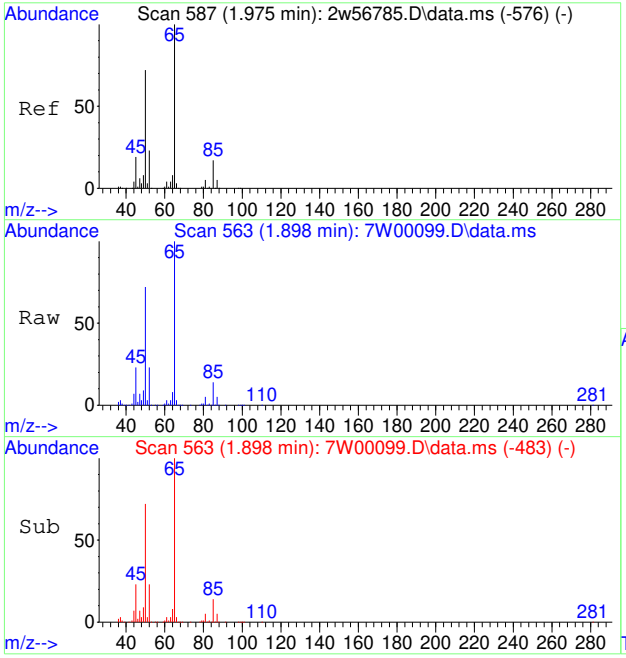

#10
CHLOROMETHANE
Concen: 8.15 PPBV
RT: 1.898 min Scan# 563
Delta R.T. -0.042 min
Lab File: 7W00099.D
Acq: 30 Nov 2022 2:44 pm

Tgt Ion: 52 Resp: 33860

Ion	Ratio	Lower	Upper
52	100		
50	320.8	248.2	372.2

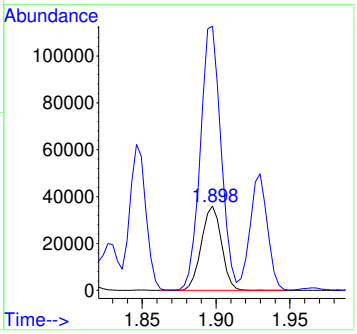

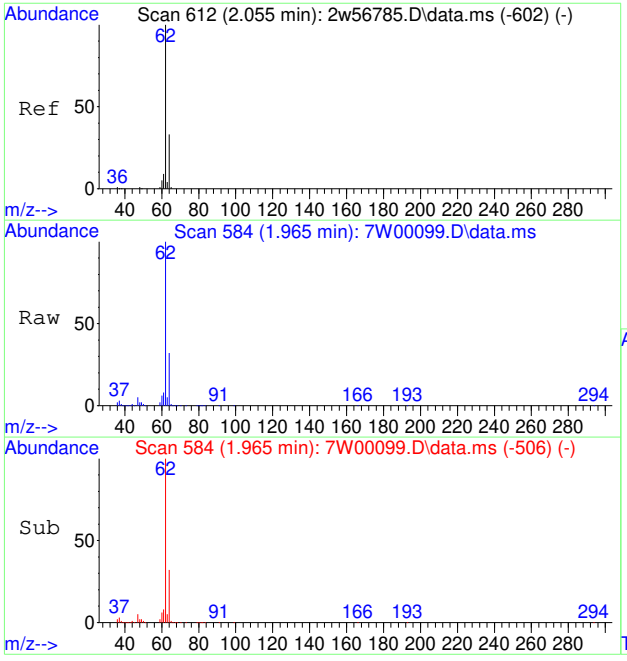

#11
VINYL CHLORIDE
Concen: 9.32 PPBV
RT: 1.965 min Scan# 584
Delta R.T. -0.048 min
Lab File: 7W00099.D
Acq: 30 Nov 2022 2:44 pm

Tgt Ion: 62 Resp: 124781

Ion	Ratio	Lower	Upper
62	100		
64	32.1	25.7	38.5
61	8.3	6.7	10.1

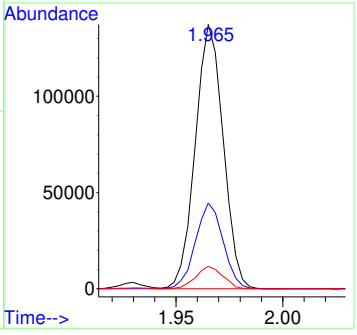

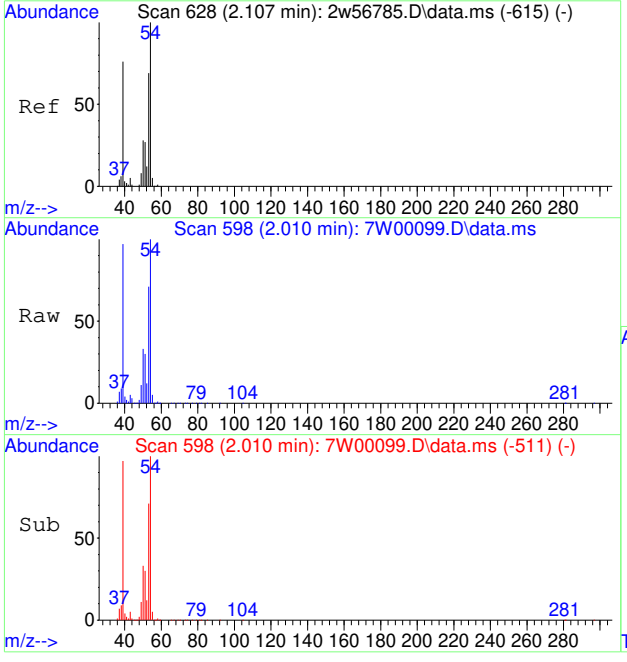

#12
1,3-BUTADIENE
Concen: 8.94 PPBV
RT: 2.010 min Scan# 598
Delta R.T. -0.052 min
Lab File: 7W00099.D
Acq: 30 Nov 2022 2:44 pm

Tgt Ion: 54 Resp: 96671

Ion	Ratio	Lower	Upper
54	100		
39	127.8	75.6	115.6#
53	71.8	49.8	89.8

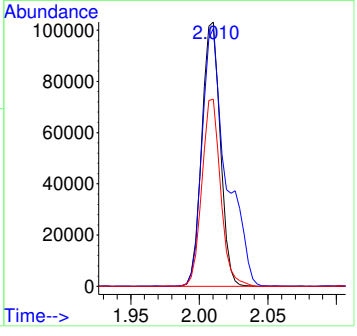

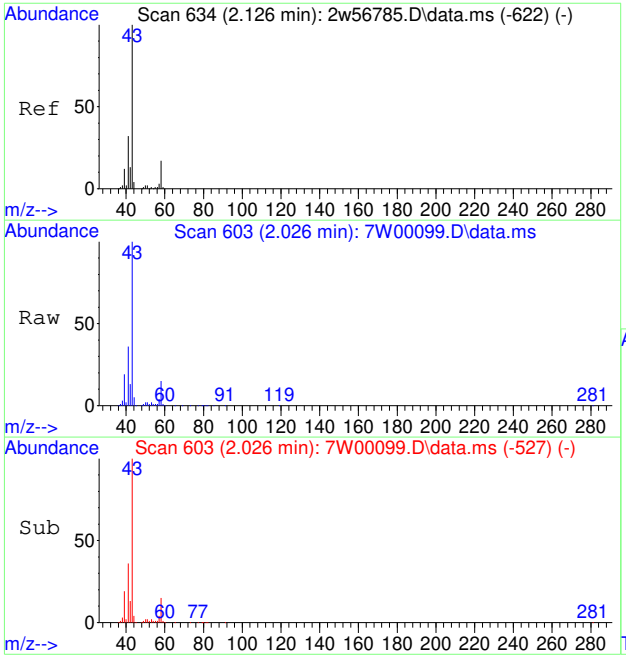

#13
N-BUTANE
Concen: 8.59 PPBV
RT: 2.026 min Scan# 603
Delta R.T. -0.055 min
Lab File: 7W00099.D
Acq: 30 Nov 2022 2:44 pm

Tgt Ion: 43 Resp: 175340

Ion	Ratio	Lower	Upper
43	100		
58	15.5	14.2	21.2
44	5.5	4.2	6.4

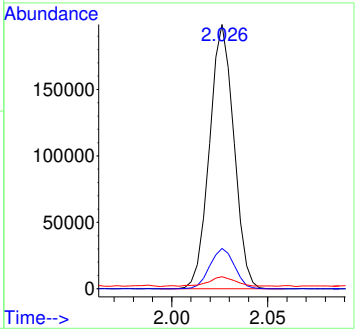

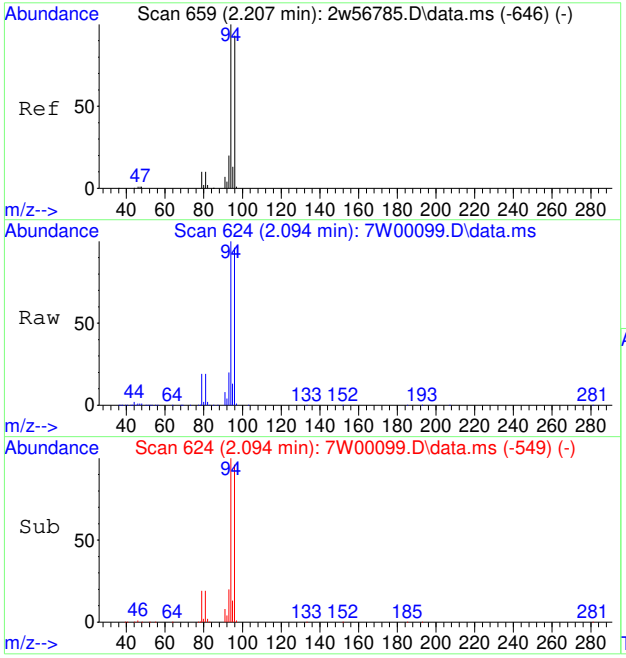

#14
BROMOMETHANE
Concen: 10.73 PPBV
RT: 2.094 min Scan# 624
Delta R.T. -0.058 min
Lab File: 7W00099.D
Acq: 30 Nov 2022 2:44 pm

Tgt Ion: 94 Resp: 120429

Ion	Ratio	Lower	Upper
94	100		
96	93.3	75.4	113.0
95	14.0	11.0	16.4

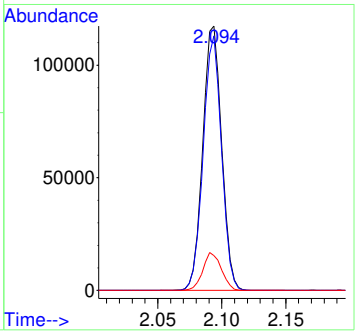

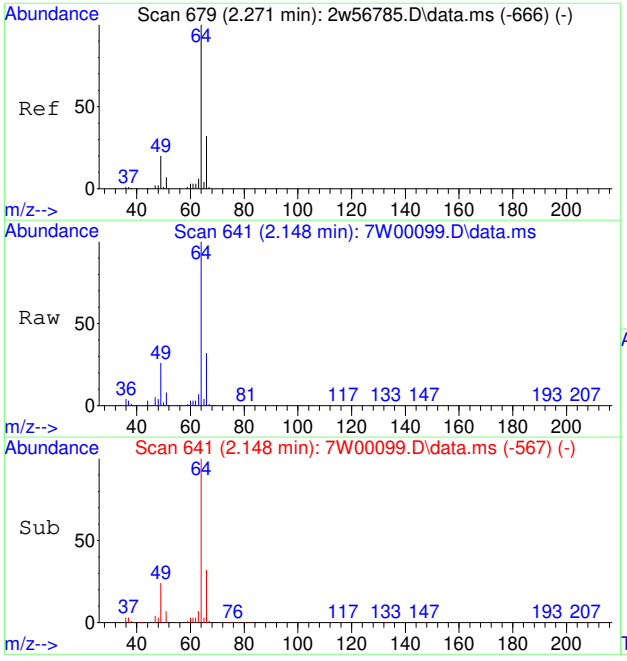

#15
CHLOROETHANE
Concen: 9.49 PPBV
RT: 2.148 min Scan# 641
Delta R.T. -0.061 min
Lab File: 7W00099.D
Acq: 30 Nov 2022 2:44 pm

Tgt Ion: 64 Resp: 64104

Ion	Ratio	Lower	Upper
64	100		
66	32.3	27.1	40.7
49	28.5	23.3	34.9

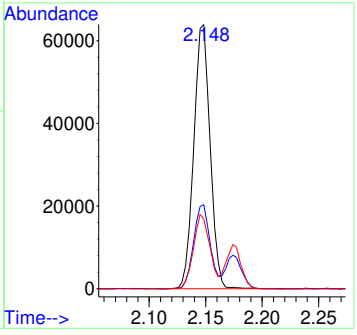

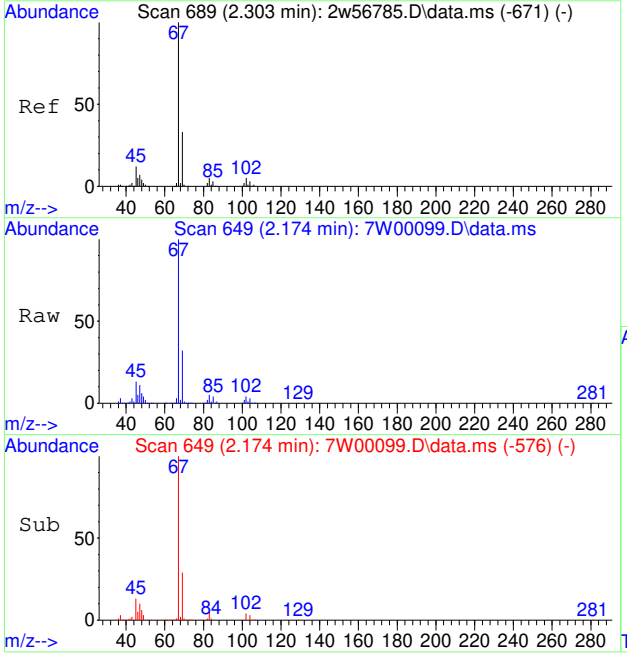

#16
DICHLOROFLUOROMETHANE
Concen: 10.82 PPBV
RT: 2.174 min Scan# 649
Delta R.T. -0.064 min
Lab File: 7W00099.D
Acq: 30 Nov 2022 2:44 pm

Tgt Ion: 67 Resp: 286089

Ion	Ratio	Lower	Upper
67	100		
69	32.1	26.1	39.1
47	12.4	6.2	9.2#

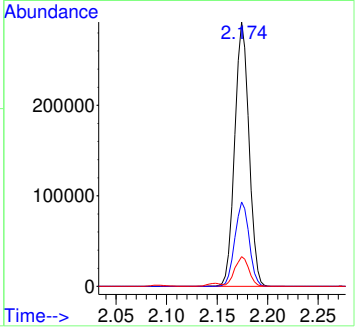

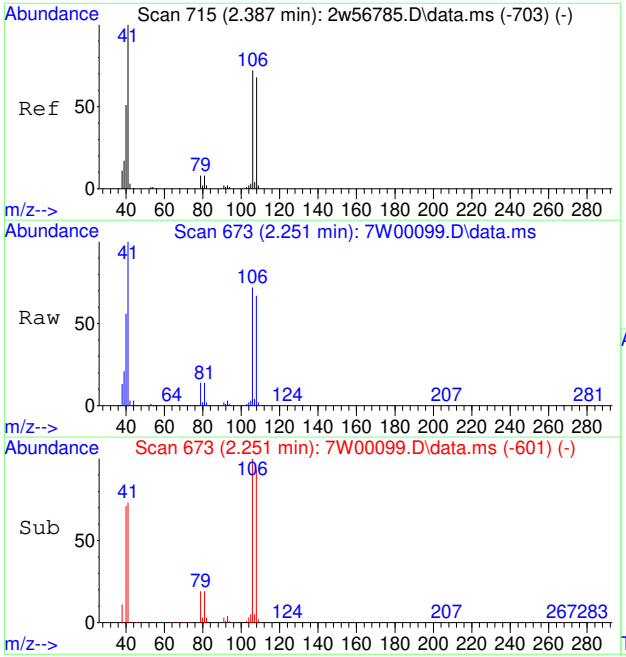

#17
ACETONITRILE
Concen: 8.32 PPBV
RT: 2.251 min Scan# 673
Delta R.T. -0.068 min
Lab File: 7W00099.D
Acq: 30 Nov 2022 2:44 pm

Tgt Ion: 41 Resp: 99052

Ion	Ratio	Lower	Upper
41	100		
40	54.0	41.6	62.4
39	20.2	14.2	21.4

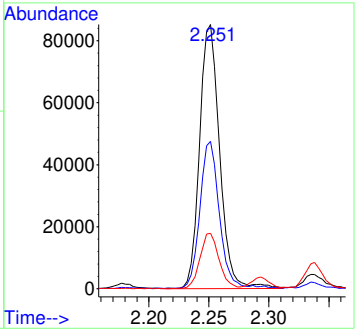

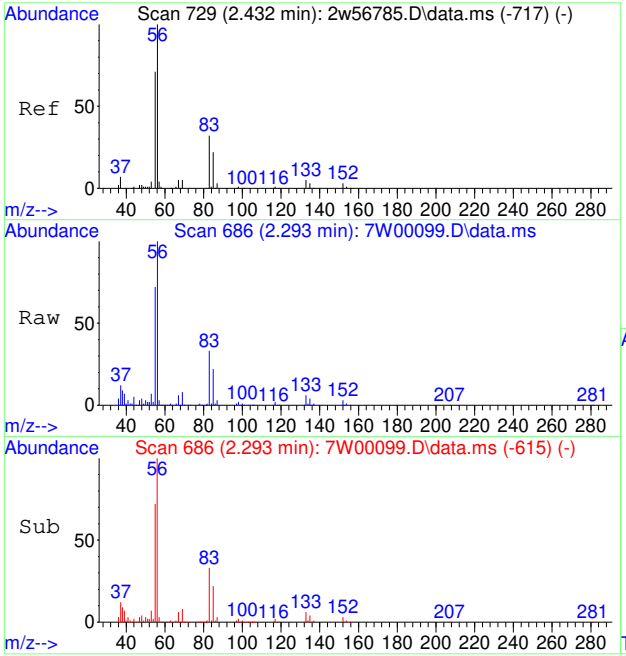

#18
ACROLEIN
Concen: 12.45 PPBV
RT: 2.293 min Scan# 686
Delta R.T. -0.071 min
Lab File: 7W00099.D
Acq: 30 Nov 2022 2:44 pm

Tgt Ion: 56 Resp: 54502

Ion	Ratio	Lower	Upper
56	100		
55	71.5	56.0	84.0

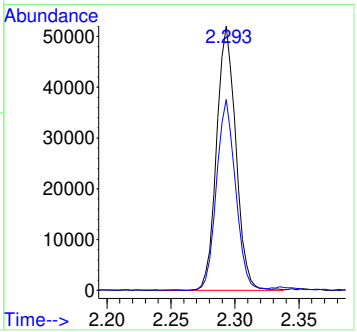

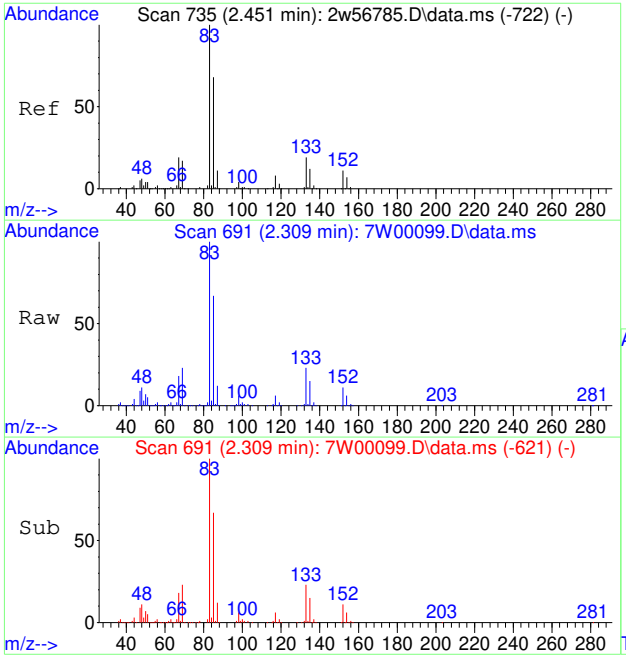

#19
FREON 123
Concen: 10.97 PPBV
RT: 2.309 min Scan# 691
Delta R.T. -0.074 min
Lab File: 7W00099.D
Acq: 30 Nov 2022 2:44 pm

Tgt Ion: 83 Resp: 296860

Ion	Ratio	Lower	Upper
83	100		
85	95.2	72.7	109.1
133	24.4	15.8	23.6#

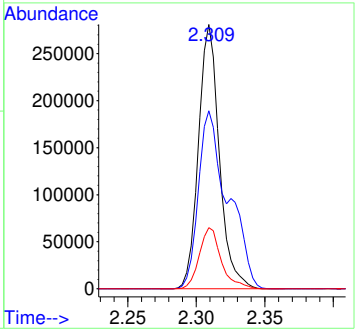

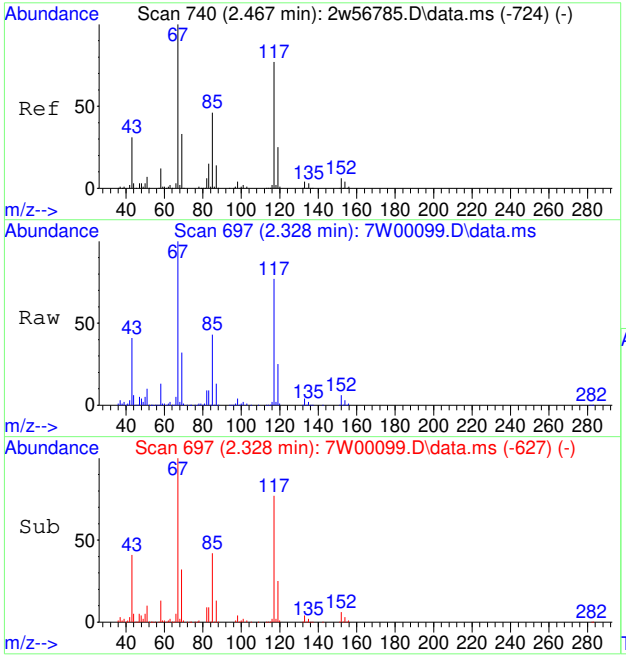

#20
FREON 123A
Concen: 12.24 PPBV
RT: 2.328 min Scan# 697
Delta R.T. -0.074 min
Lab File: 7W00099.D
Acq: 30 Nov 2022 2:44 pm

Tgt Ion:117 Resp: 184406

Ion	Ratio	Lower	Upper
117	100		
67	143.6	113.3	169.9

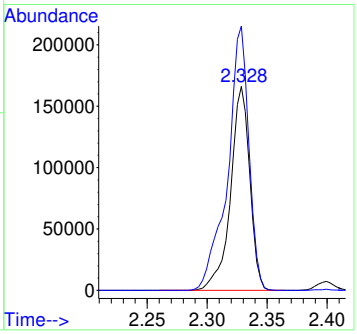

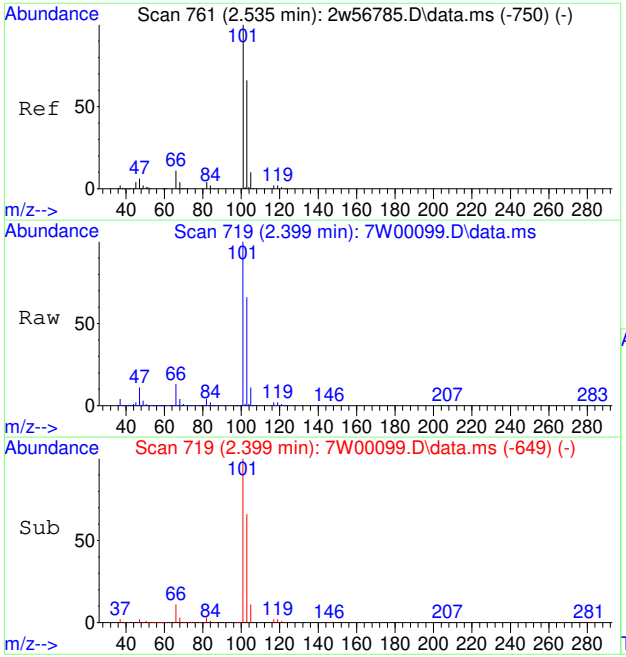

#21
TRICHLOROFLUOROMETHANE
Concen: 13.46 PPBV
RT: 2.399 min Scan# 719
Delta R.T. -0.074 min
Lab File: 7W00099.D
Acq: 30 Nov 2022 2:44 pm

Tgt Ion:101 Resp: 400965

Ion	Ratio	Lower	Upper
101	100		
103	64.8	51.8	77.6
105	10.4	8.4	12.6

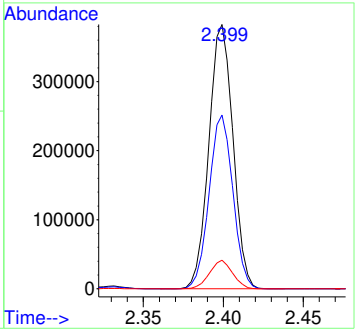

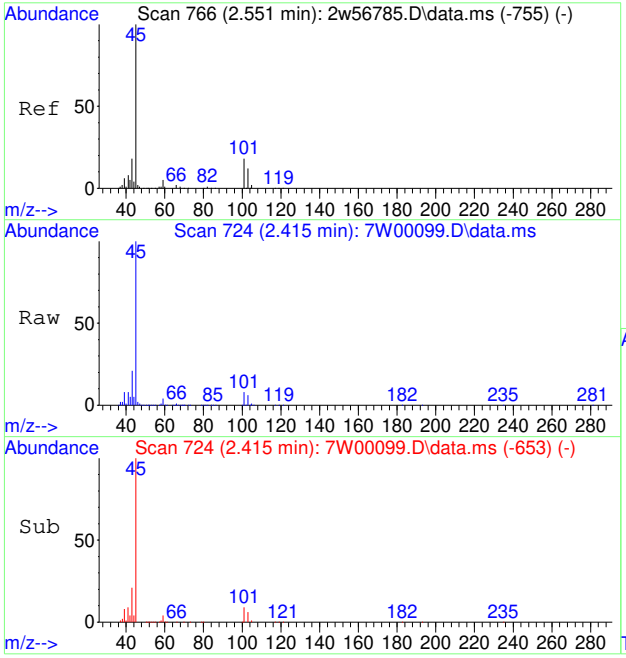

#22
ISOPROPYL ALCOHOL
Concen: 8.73 PPBV
RT: 2.415 min Scan# 724
Delta R.T. -0.071 min
Lab File: 7W00099.D
Acq: 30 Nov 2022 2:44 pm

Tgt Ion: 45 Resp: 263678

Ion	Ratio	Lower	Upper
45	100		
43	21.7	15.5	23.3
59	4.3	4.1	6.1

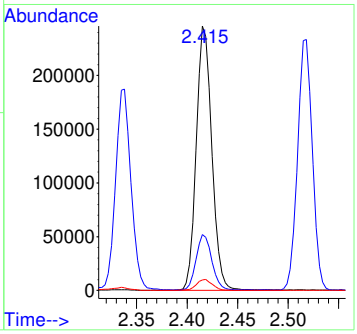

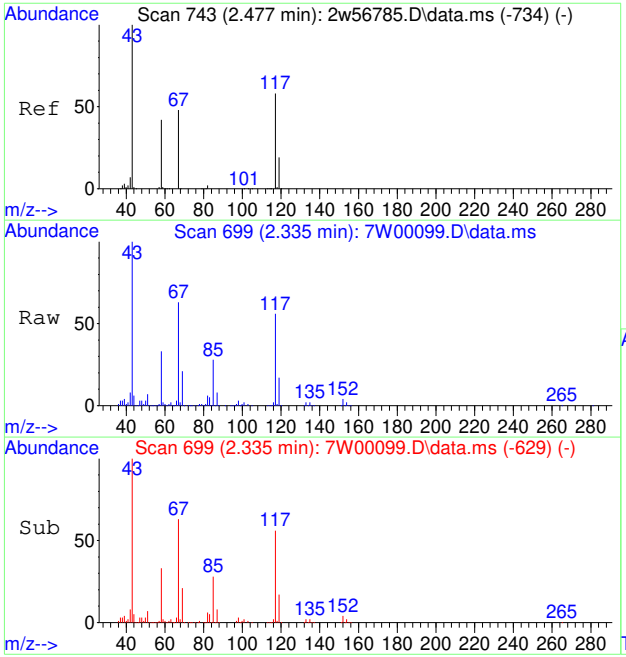

#23
ACETONE
Concen: 8.85 PPBV
RT: 2.335 min Scan# 699
Delta R.T. -0.074 min
Lab File: 7W00099.D
Acq: 30 Nov 2022 2:44 pm

Tgt Ion: 58 Resp: 64730

Ion	Ratio	Lower	Upper
58	100		
43	310.6	195.9	293.9#

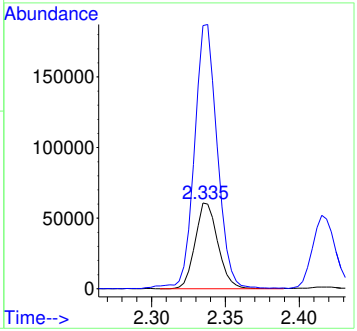

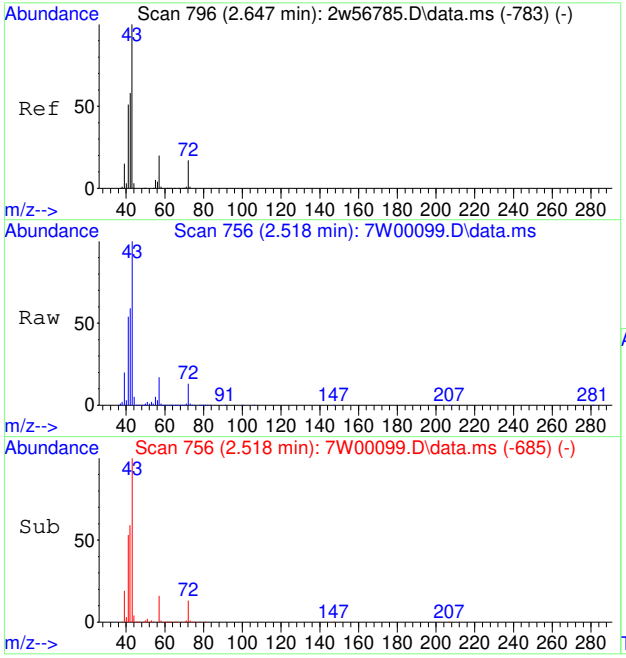

#24
PENTANE
Concen: 10.04 PPBV
RT: 2.518 min Scan# 756
Delta R.T. -0.071 min
Lab File: 7W00099.D
Acq: 30 Nov 2022 2:44 pm

Tgt Ion: 42 Resp: 140398

Ion	Ratio	Lower	Upper
42	100		
41	91.6	69.5	104.3
57	28.4	27.4	41.0

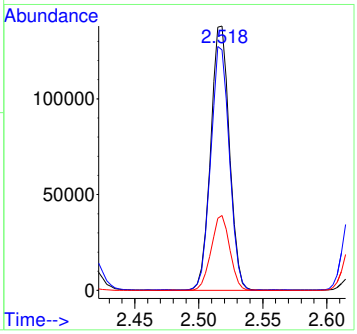

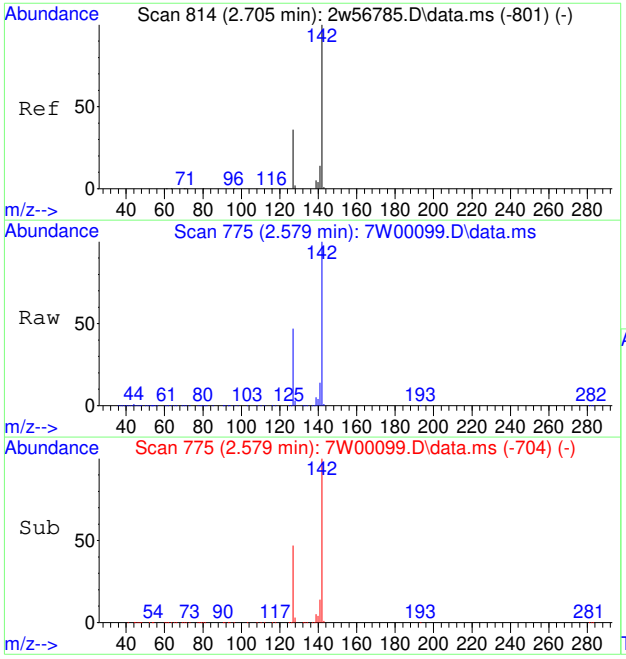

#25
IODOMETHANE
Concen: 14.81 PPBV
RT: 2.579 min Scan# 775
Delta R.T. -0.071 min
Lab File: 7W00099.D
Acq: 30 Nov 2022 2:44 pm

Tgt Ion:142 Resp: 400669

Ion	Ratio	Lower	Upper
142	100		
127	48.3	29.1	43.7#

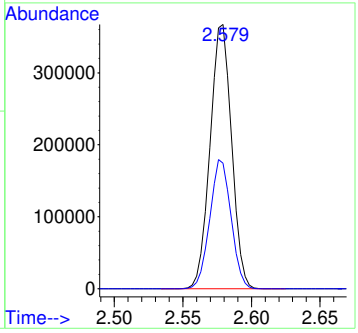

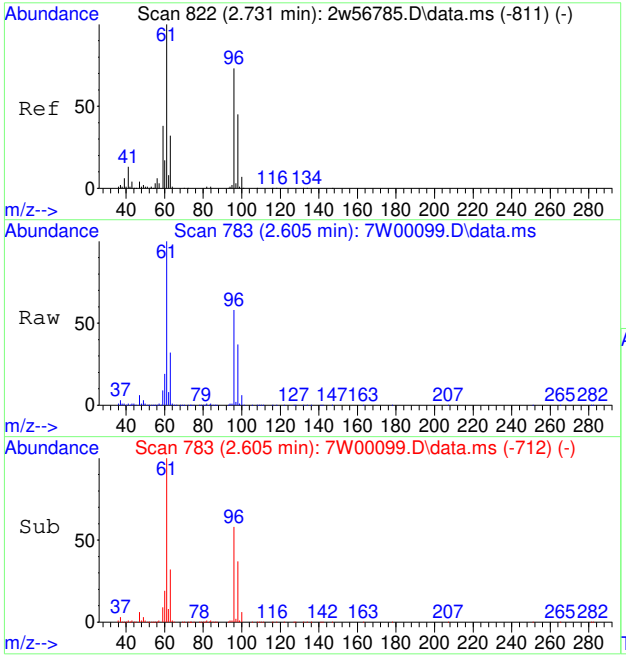

#26
1,1-DICHLOROETHYLENE
Concen: 13.37 PPBV
RT: 2.605 min Scan# 783
Delta R.T. -0.071 min
Lab File: 7W00099.D
Acq: 30 Nov 2022 2:44 pm

Tgt Ion: 96 Resp: 147709

Ion	Ratio	Lower	Upper
96	100		
61	172.3	109.4	164.2#
63	56.7	36.2	54.2#

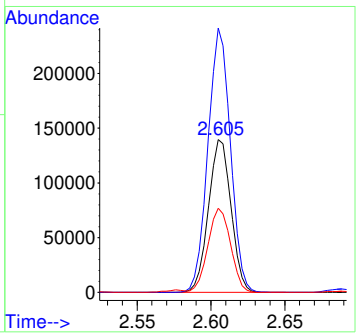

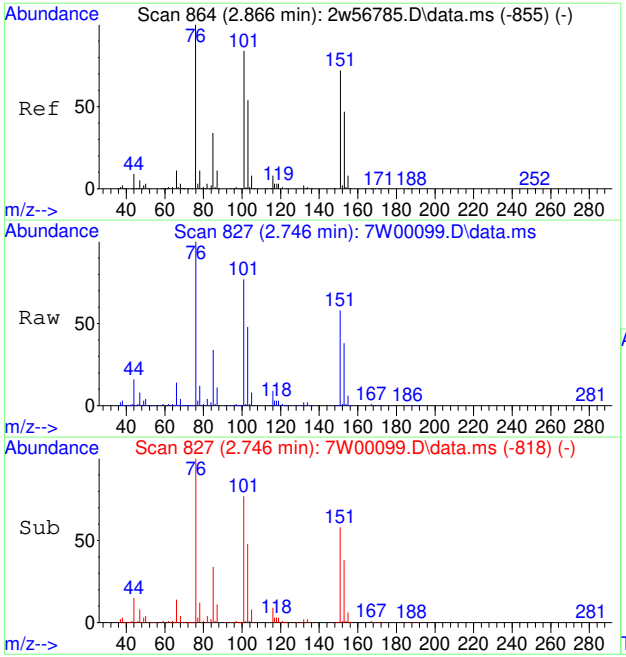

#27
CARBON DISULFIDE
Concen: 14.14 PPBV
RT: 2.746 min Scan# 827
Delta R.T. -0.071 min
Lab File: 7W00099.D
Acq: 30 Nov 2022 2:44 pm

Tgt Ion: 76 Resp: 456398

Ion	Ratio	Lower	Upper
76	100		
78	11.4	8.6	13.0
44	15.3	7.2	10.8#

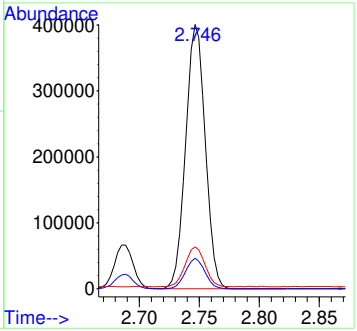

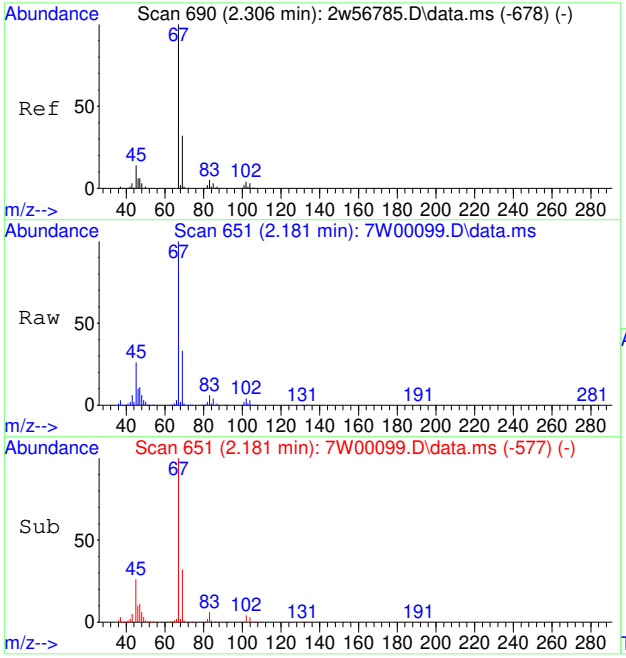

#28
ETHANOL
Concen: 7.58 PPBV
RT: 2.181 min Scan# 651
Delta R.T. -0.061 min
Lab File: 7W00099.D
Acq: 30 Nov 2022 2:44 pm

Tgt Ion: 45 Resp: 52467

Ion	Ratio	Lower	Upper
45	100		
46	40.3	34.1	51.1
42	9.2	6.1	9.1#

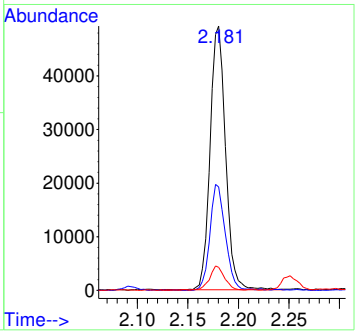

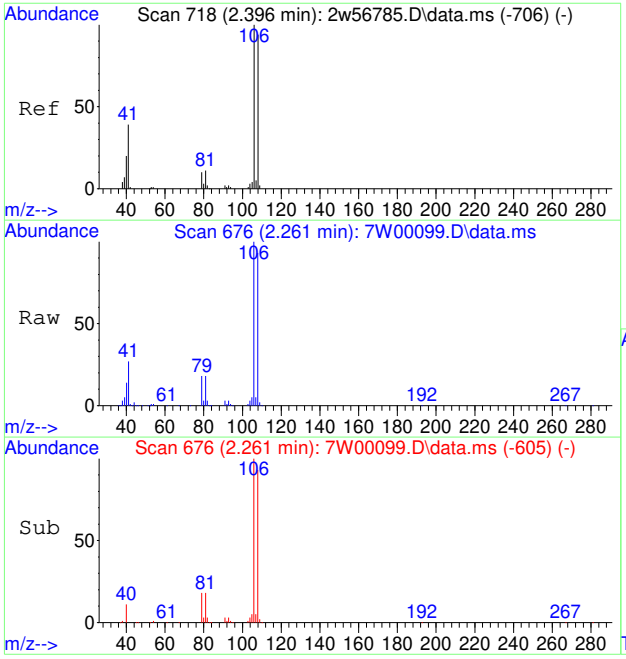

#29
BROMOETHENE
Concen: 11.40 PPBV
RT: 2.261 min Scan# 676
Delta R.T. -0.071 min
Lab File: 7W00099.D
Acq: 30 Nov 2022 2:44 pm

Tgt Ion:106 Resp: 126686

Ion	Ratio	Lower	Upper
106	100		
108	94.0	75.7	113.5
81	18.9	8.3	12.5#

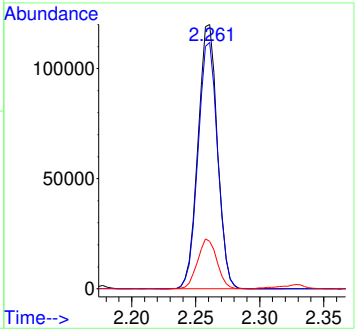

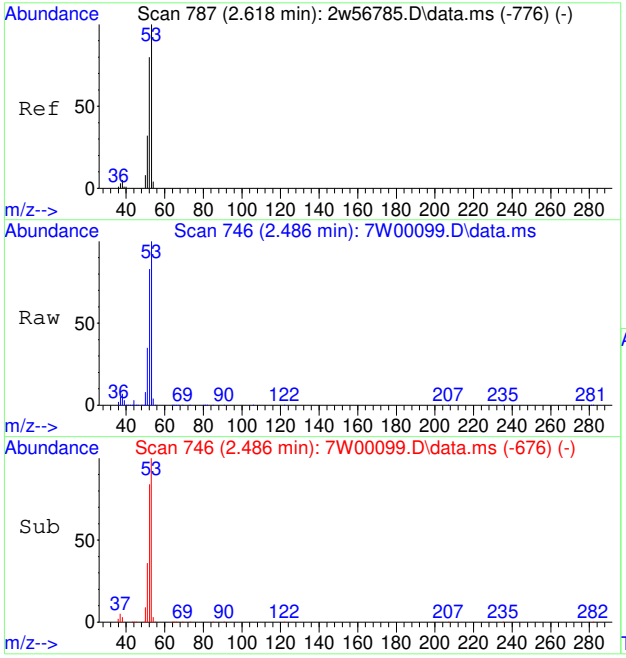

#30
ACRYLONITRILE
Concen: 9.99 PPBV
RT: 2.486 min Scan# 746
Delta R.T. -0.074 min
Lab File: 7W00099.D
Acq: 30 Nov 2022 2:44 pm

Tgt Ion: 52 Resp: 94078

Ion	Ratio	Lower	Upper
52	100		
53	126.2	102.0	153.0
51	46.4	34.8	52.2

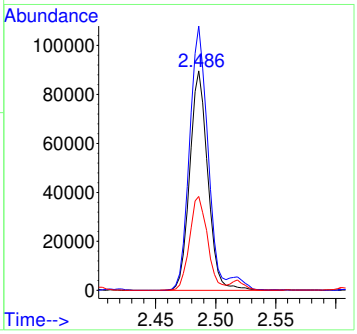

7.7.28

7

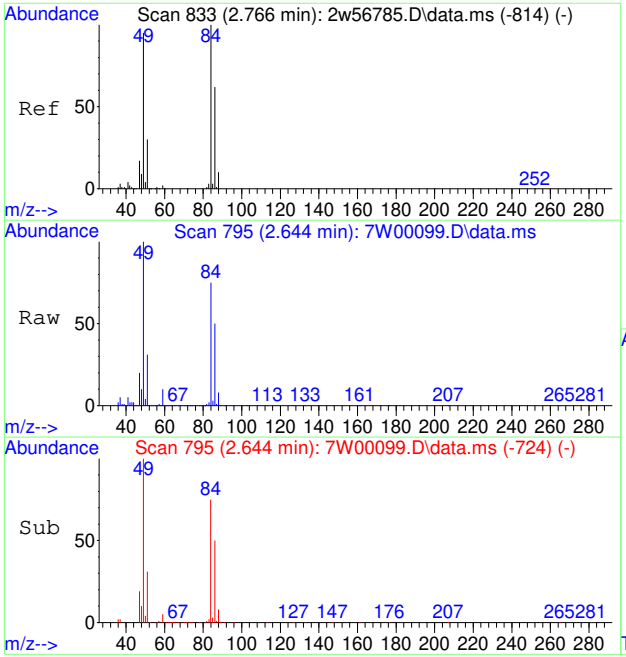

#31
METHYLENE CHLORIDE
Concen: 12.26 PPBV
RT: 2.644 min Scan# 795
Delta R.T. -0.071 min
Lab File: 7W00099.D
Acq: 30 Nov 2022 2:44 pm

Tgt Ion: 84 Resp: 135781

Ion	Ratio	Lower	Upper
84	100		
86	66.2	50.9	76.3
49	135.4	78.6	118.0#

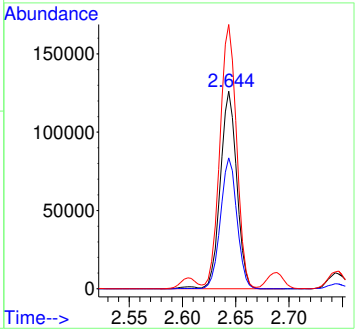

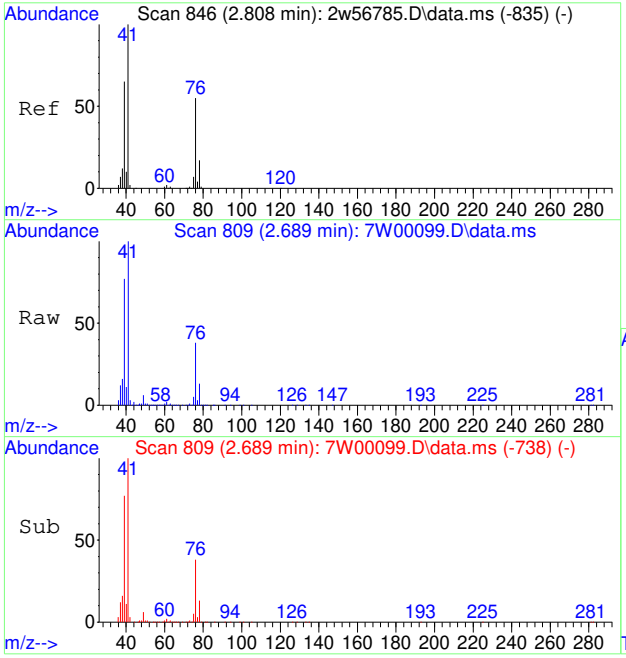

#32
3-CHLOROPROPENE
Concen: 14.40 PPBV
RT: 2.689 min Scan# 809
Delta R.T. -0.071 min
Lab File: 7W00099.D
Acq: 30 Nov 2022 2:44 pm

Tgt Ion: 76 Resp: 72870

Ion	Ratio	Lower	Upper
76	100		
41	262.6	147.9	221.9#
39	201.2	94.6	141.8#
78	32.2	25.9	38.9

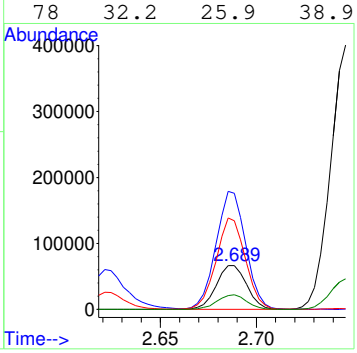

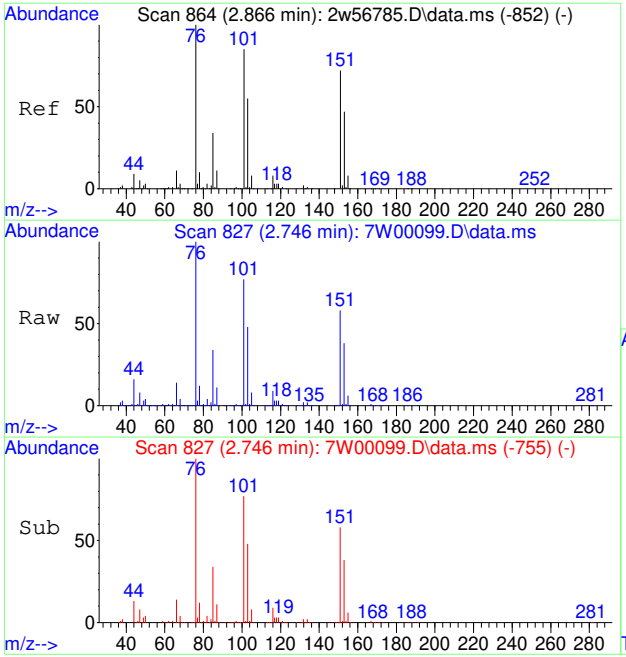

#33
FREON 113
Concen: 14.45 PPBV
RT: 2.746 min Scan# 827
Delta R.T. -0.068 min
Lab File: 7W00099.D
Acq: 30 Nov 2022 2:44 pm

Tgt Ion:151 Resp: 263072

Ion	Ratio	Lower	Upper
151	100		
101	131.9	94.8	142.2
103	84.7	61.0	91.4

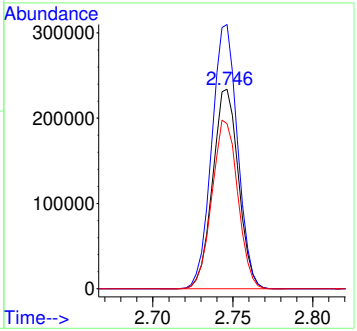

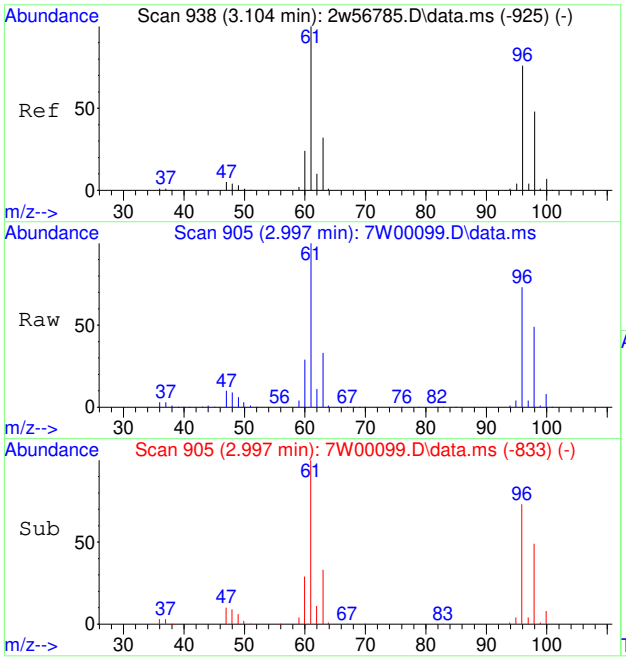

#34
TRANS-1,2-DICHLOROETHENE
Concen: 10.24 PPBV
RT: 2.997 min Scan# 905
Delta R.T. -0.068 min
Lab File: 7W00099.D
Acq: 30 Nov 2022 2:44 pm

Tgt Ion: 96 Resp: 112865

Ion	Ratio	Lower	Upper
96	100		
61	136.3	104.3	156.5
98	64.7	50.6	76.0

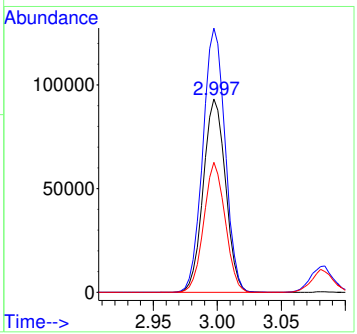

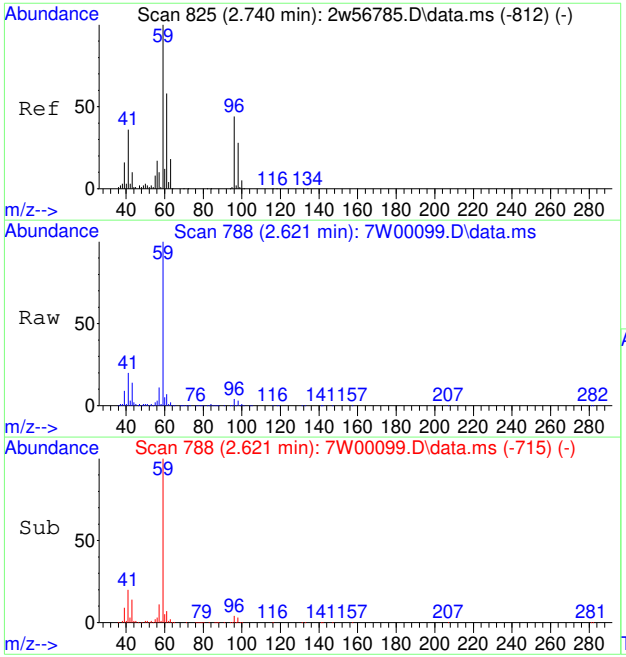

#35
TERTIARY BUTYL ALCOHOL
Concen: 13.85 PPBV
RT: 2.621 min Scan# 788
Delta R.T. -0.064 min
Lab File: 7W00099.D
Acq: 30 Nov 2022 2:44 pm

Tgt Ion: 59 Resp: 369247

Ion	Ratio	Lower	Upper
59	100		
41	20.3	29.9	44.9#
43	14.2	8.9	13.3#

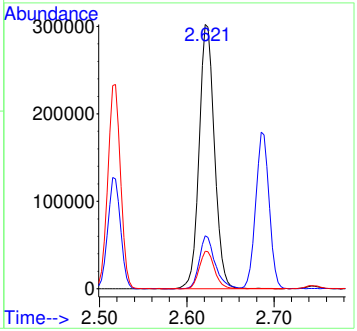

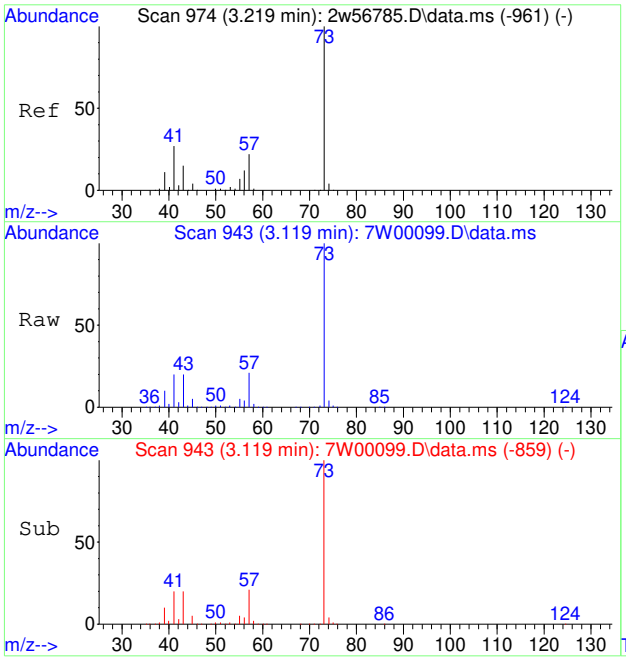

#36
METHYL TERTIARY BUTYL ETHER
Concen: 9.77 PPBV
RT: 3.119 min Scan# 943
Delta R.T. -0.061 min
Lab File: 7W00099.D
Acq: 30 Nov 2022 2:44 pm

Tgt Ion: 73 Resp: 310551

Ion	Ratio	Lower	Upper
73	100		
45	5.1	3.2	4.8#

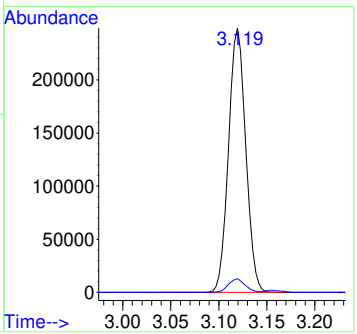

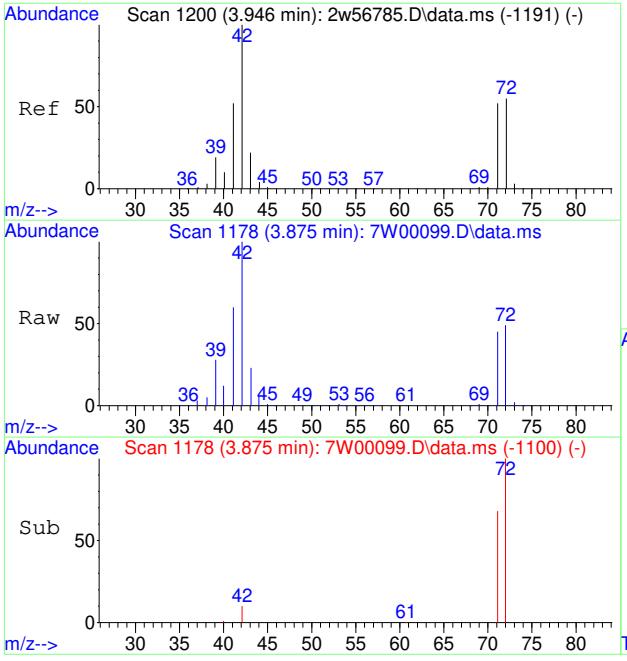

#37
TETRAHYDROFURAN
Concen: 10.87 PPBV
RT: 3.875 min Scan# 1178
Delta R.T. -0.048 min
Lab File: 7W00099.D
Acq: 30 Nov 2022 2:44 pm

Tgt Ion: 72 Resp: 54392

Ion	Ratio	Lower	Upper
72	100		
42	213.1	149.0	223.6
71	95.7	74.5	111.7

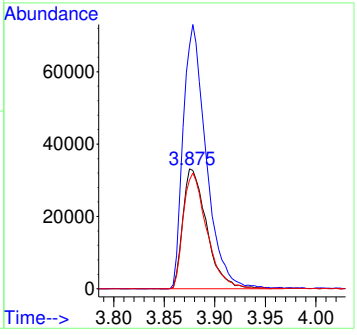

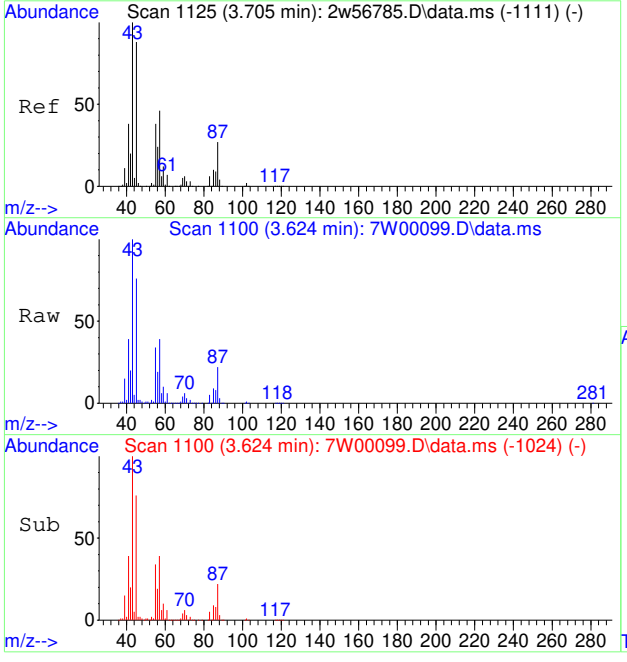

#38
HEXANE
Concen: 8.55 PPBV
RT: 3.624 min Scan# 1100
Delta R.T. -0.055 min
Lab File: 7W00099.D
Acq: 30 Nov 2022 2:44 pm

Tgt Ion: 57 Resp: 172924

Ion	Ratio	Lower	Upper
57	100		
56	53.3	42.0	63.0
41	108.0	66.2	99.2#

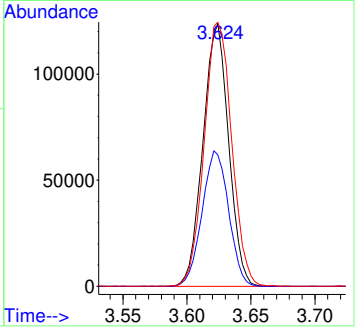

7.7.28

7

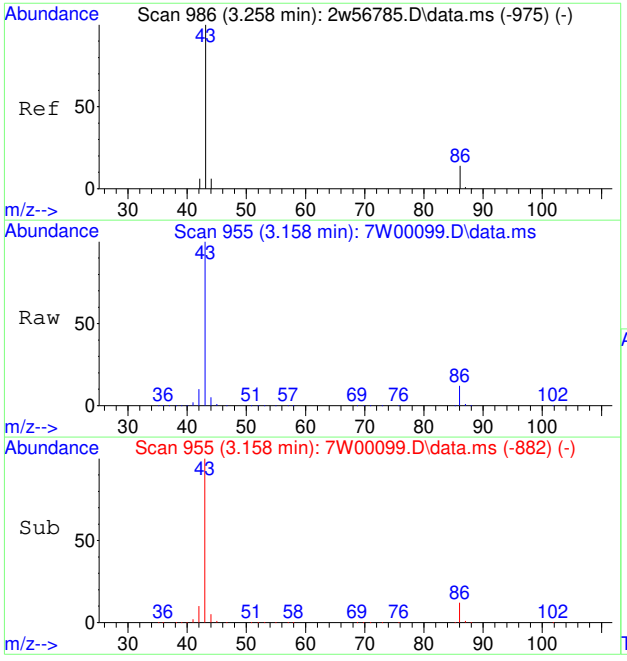

#39
VINYL ACETATE
Concen: 18.30 PPBV
RT: 3.158 min Scan# 955
Delta R.T. -0.064 min
Lab File: 7W00099.D
Acq: 30 Nov 2022 2:44 pm

Tgt Ion: 86 Resp: 33594

Ion	Ratio	Lower	Upper
86	100		
43	858.1	626.3	939.5
44	42.5	34.5	51.7

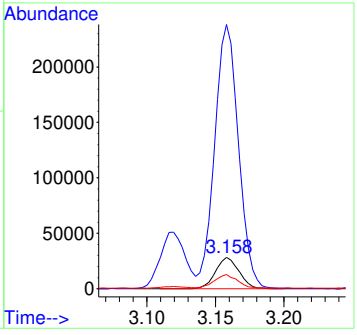

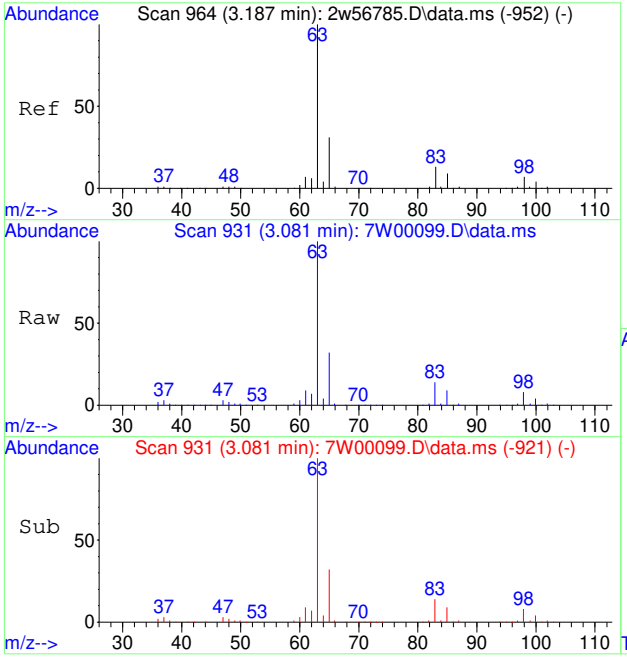

#40
1,1-DICHLOROETHANE
Concen: 8.75 PPBV
RT: 3.081 min Scan# 931
Delta R.T. -0.068 min
Lab File: 7W00099.D
Acq: 30 Nov 2022 2:44 pm

Tgt Ion: 63 Resp: 182741

Ion	Ratio	Lower	Upper
63	100		
65	32.2	25.3	37.9
83	14.3	10.6	16.0

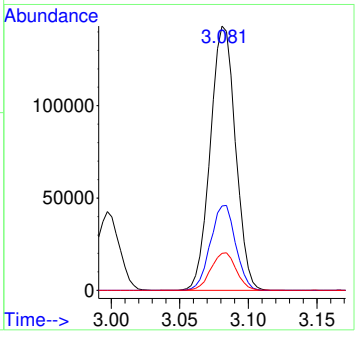

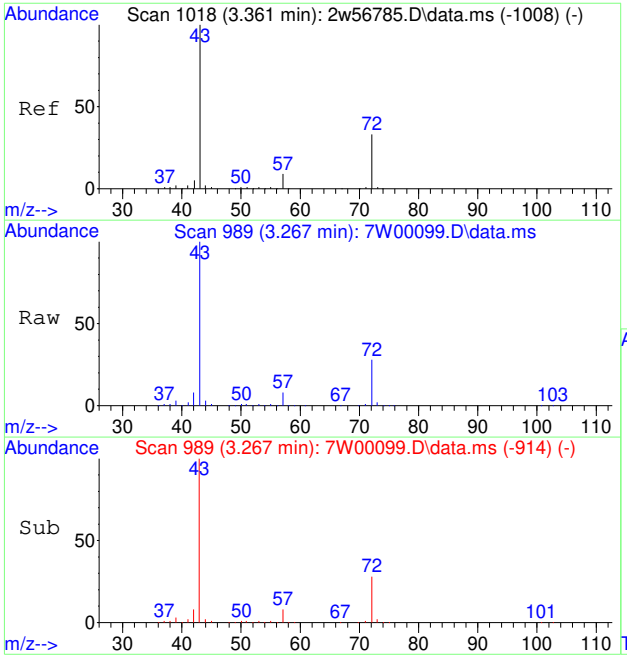

#41
METHYL ETHYL KETONE
Concen: 10.10 PPBV
RT: 3.267 min Scan# 989
Delta R.T. -0.058 min
Lab File: 7W00099.D
Acq: 30 Nov 2022 2:44 pm

Tgt Ion: 72 Resp: 56518

Ion	Ratio	Lower	Upper
72	100		
57	31.1	22.2	33.4
43	366.8	252.6	378.8

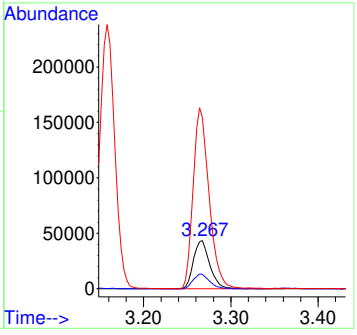

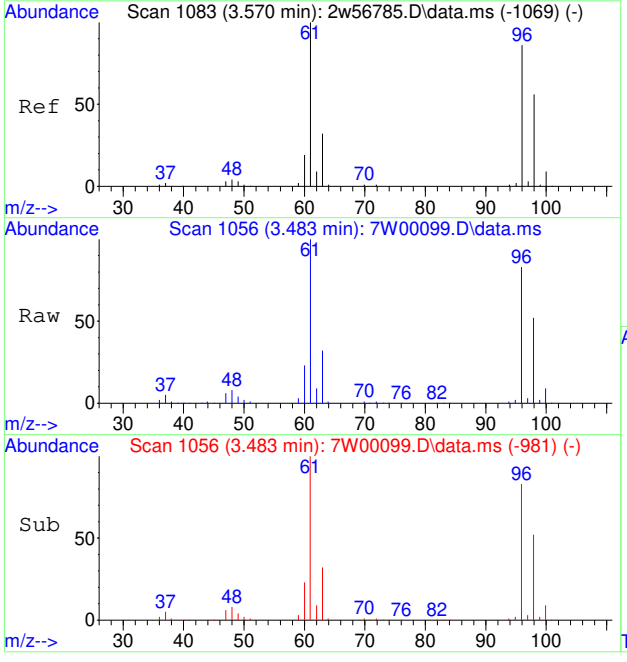

#42
CIS-1,2-DICHLOROETHENE
Concen: 11.06 PPBV
RT: 3.483 min Scan# 1056
Delta R.T. -0.058 min
Lab File: 7W00099.D
Acq: 30 Nov 2022 2:44 pm

Tgt Ion: 96 Resp: 120533

Ion	Ratio	Lower	Upper
96	100		
98	64.0	51.1	76.7
61	125.0	93.9	140.9

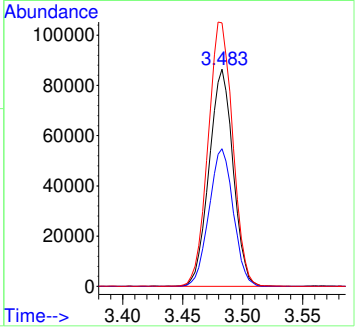

7.7.28

7

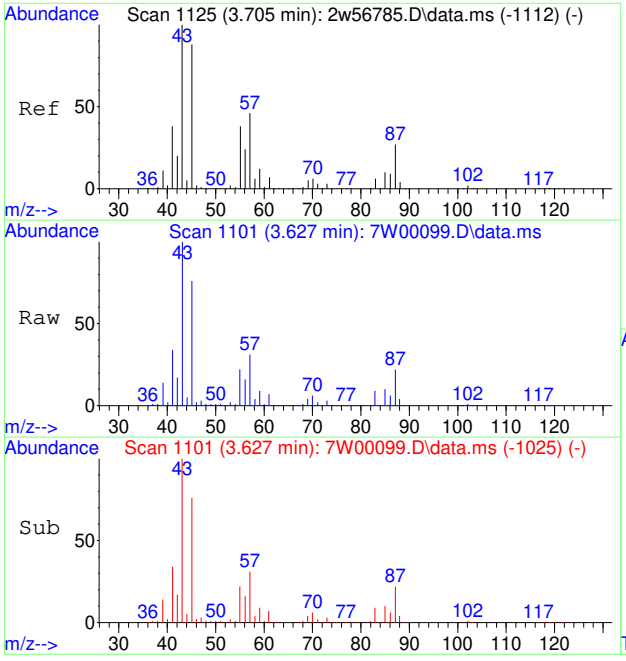

#43
DIISOPROPYL ETHER
Concen: 9.13 PPBV
RT: 3.627 min Scan# 1101
Delta R.T. -0.055 min
Lab File: 7W00099.D
Acq: 30 Nov 2022 2:44 pm

Tgt Ion: 59 Resp: 53217

Ion	Ratio	Lower	Upper
59	100		
45	712.1	539.8	809.8

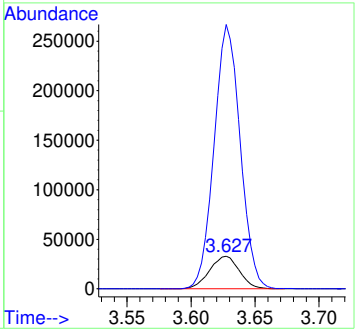

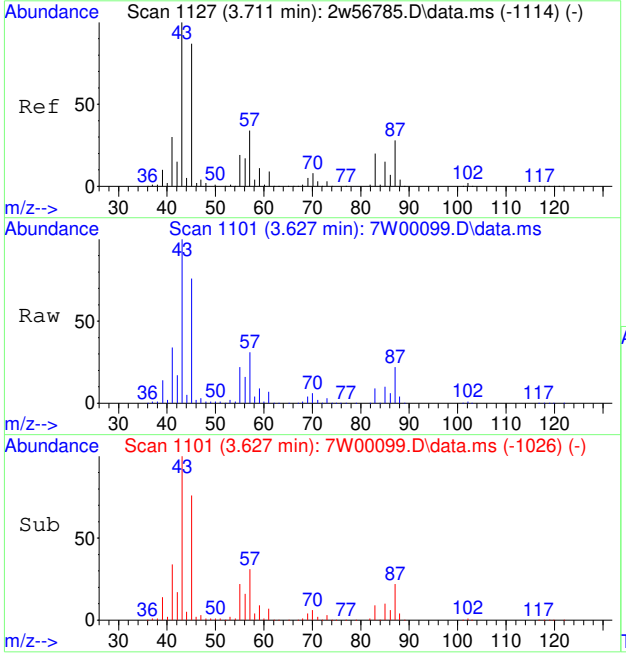

#44
ETHYL ACETATE
Concen: 9.28 PPBV
RT: 3.627 min Scan# 1101
Delta R.T. -0.058 min
Lab File: 7W00099.D
Acq: 30 Nov 2022 2:44 pm

Tgt Ion: 61 Resp: 36944

Ion	Ratio	Lower	Upper
61	100		
43	1423.2	986.2	1479.2
88	47.6	38.8	58.2

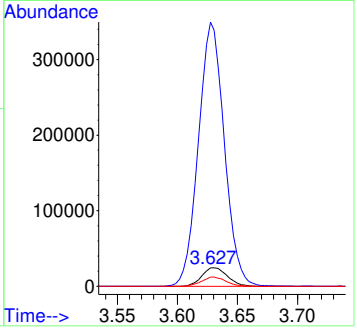

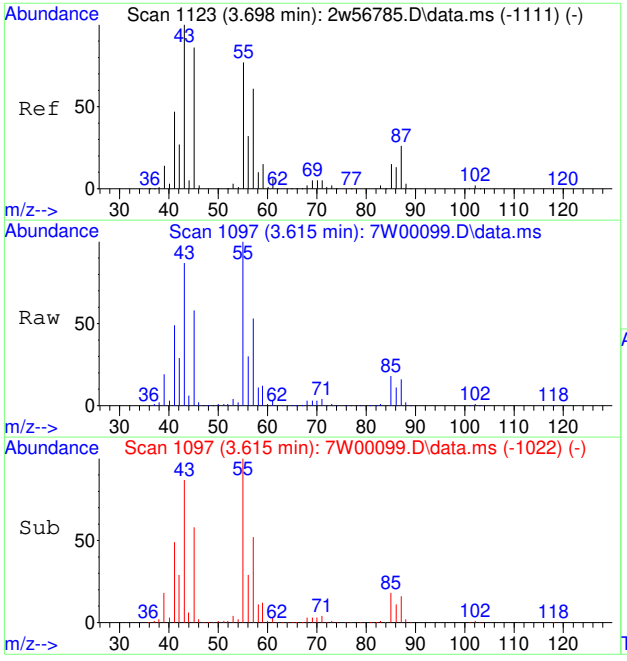

#45
METHYL ACRYLATE
Concen: 8.60 PPBV
RT: 3.615 min Scan# 1097
Delta R.T. -0.058 min
Lab File: 7W00099.D
Acq: 30 Nov 2022 2:44 pm

Tgt Ion: 55 Resp: 217094

Ion	Ratio	Lower	Upper
55	100		
85	0.0	0.0	0.0
58	13.9	11.7	17.5

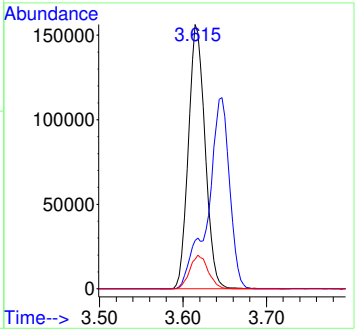

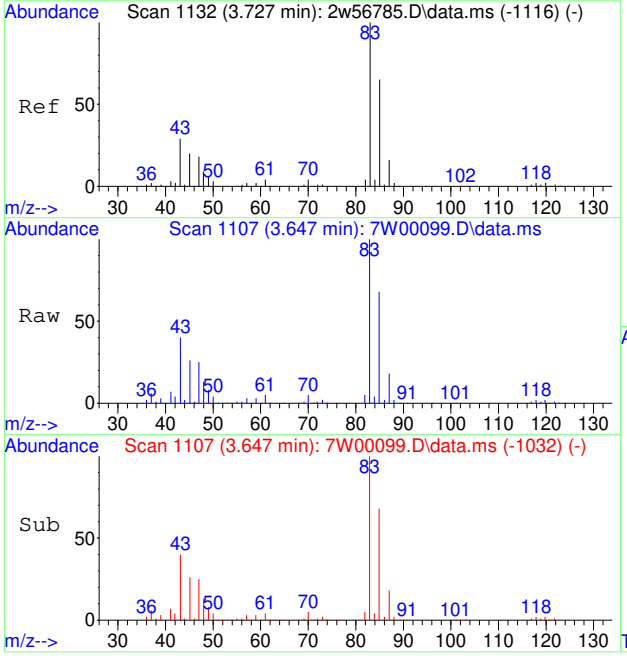

#46
CHLOROFORM
Concen: 10.63 PPBV
RT: 3.647 min Scan# 1107
Delta R.T. -0.058 min
Lab File: 7W00099.D
Acq: 30 Nov 2022 2:44 pm

Tgt Ion: 83 Resp: 246628

Ion	Ratio	Lower	Upper
83	100		
85	82.5	64.2	96.4
47	26.1	15.2	22.8#

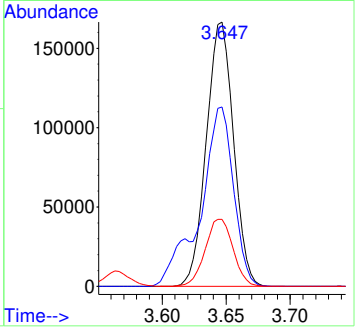

7.7.28

7

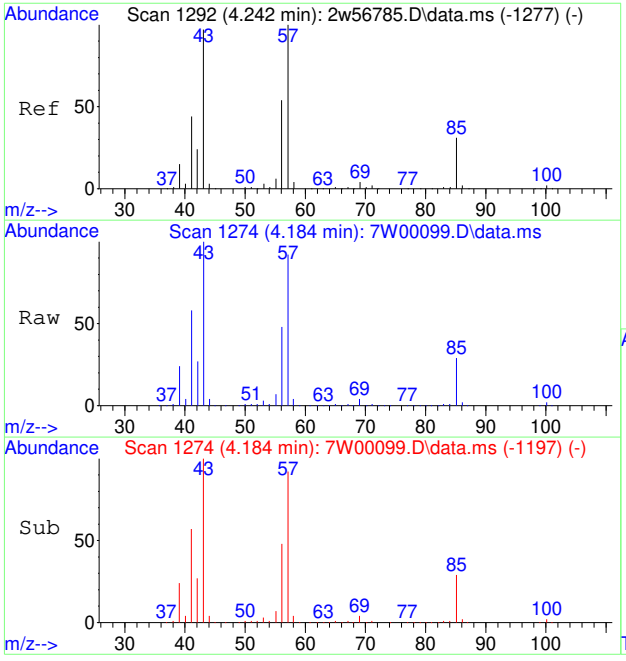

#47
2,4-DIMETHYLPENTANE
Concen: 8.48 PPBV
RT: 4.184 min Scan# 1274
Delta R.T. -0.052 min
Lab File: 7W00099.D
Acq: 30 Nov 2022 2:44 pm

Tgt Ion: 57 Resp: 198965

Ion	Ratio	Lower	Upper
57	100		
56	54.3	43.9	65.9
85	31.5	25.0	37.6

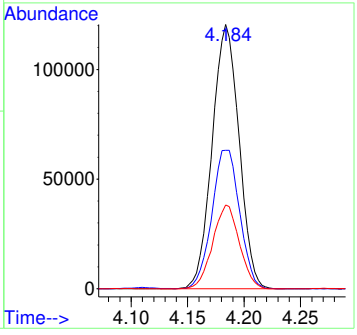

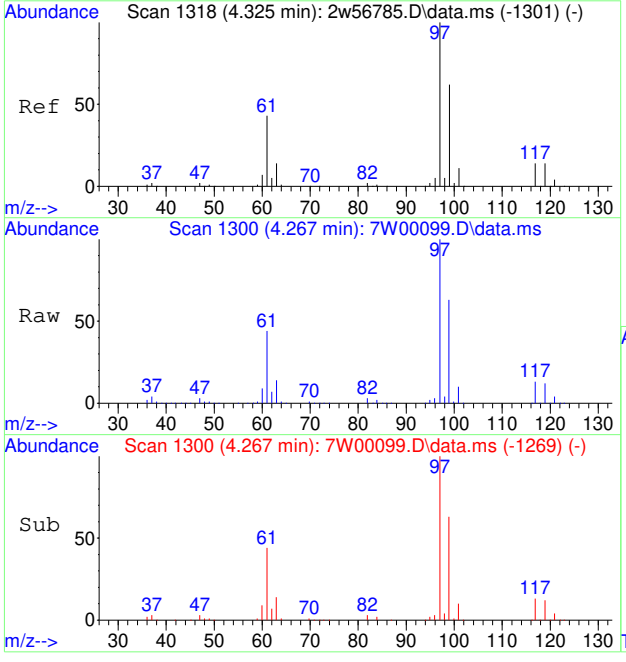

#48
1,1,1-TRICHLOROETHANE
Concen: 11.04 PPBV
RT: 4.267 min Scan# 1300
Delta R.T. -0.052 min
Lab File: 7W00099.D
Acq: 30 Nov 2022 2:44 pm

Tgt Ion: 97 Resp: 248720

Ion	Ratio	Lower	Upper
97	100		
99	64.4	50.8	76.2
61	44.1	34.8	52.2

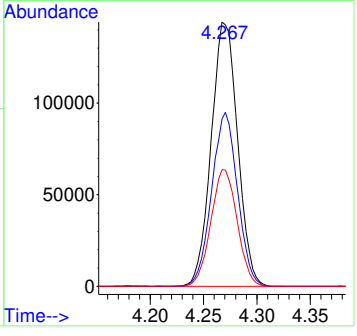

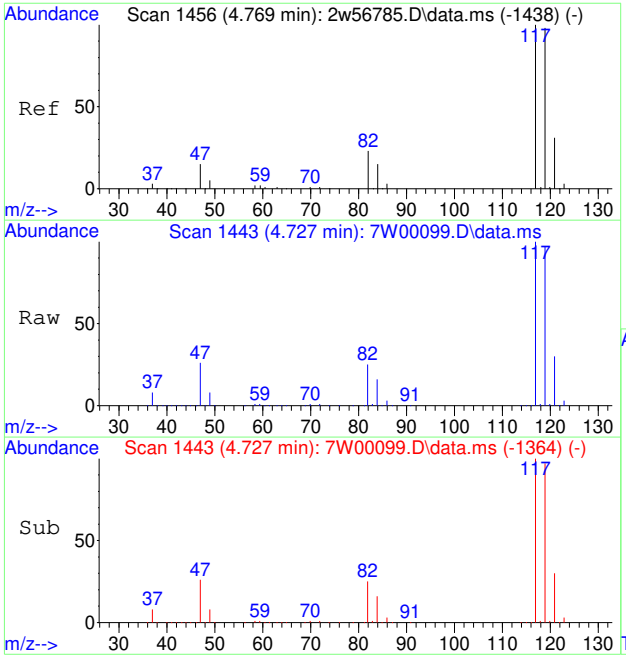

#49
CARBON TETRACHLORIDE
Concen: 10.91 PPBV
RT: 4.727 min Scan# 1443
Delta R.T. -0.045 min
Lab File: 7W00099.D
Acq: 30 Nov 2022 2:44 pm

Tgt Ion:117 Resp: 266212

Ion	Ratio	Lower	Upper
117	100		
119	95.4	77.5	116.3
121	30.2	24.9	37.3

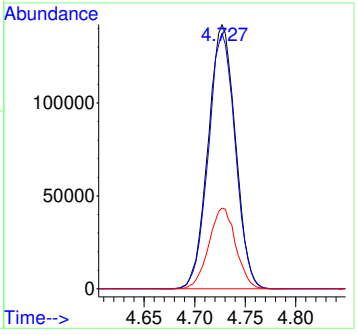

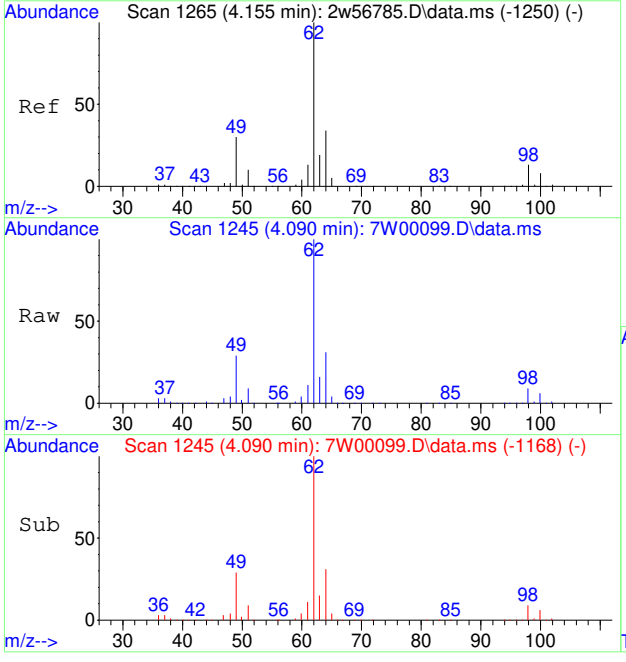

#50
1,2-DICHLOROETHANE
Concen: 9.42 PPBV
RT: 4.090 min Scan# 1245
Delta R.T. -0.052 min
Lab File: 7W00099.D
Acq: 30 Nov 2022 2:44 pm

Tgt Ion: 62 Resp: 158732

Ion	Ratio	Lower	Upper
62	100		
64	32.5	26.6	40.0
98	9.3	10.1	15.1#

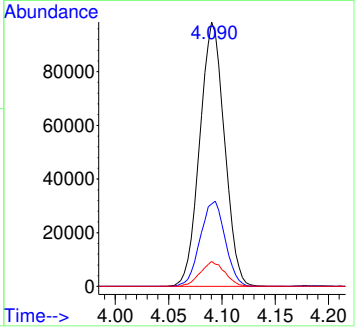

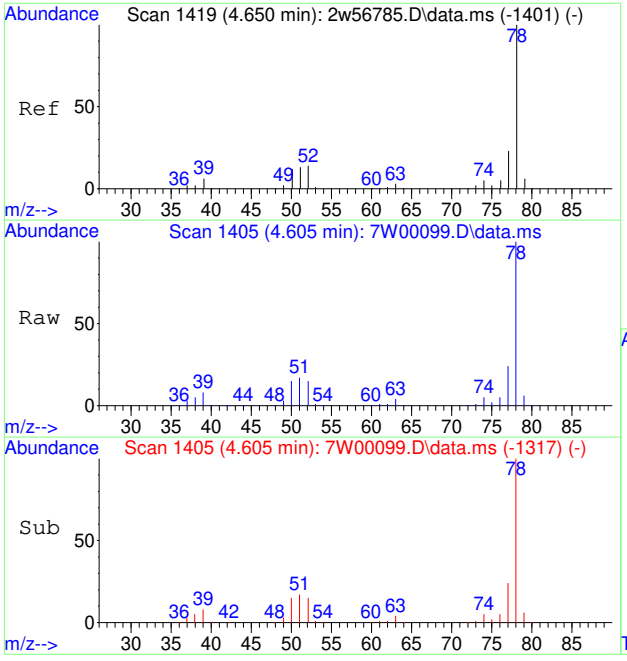

#51
BENZENE
Concen: 10.42 PPBV
RT: 4.605 min Scan# 1405
Delta R.T. -0.048 min
Lab File: 7W00099.D
Acq: 30 Nov 2022 2:44 pm

Tgt Ion: 78 Resp: 343789

Ion	Ratio	Lower	Upper
78	100		
52	15.4	0.0	34.0
51	17.1	0.0	33.5

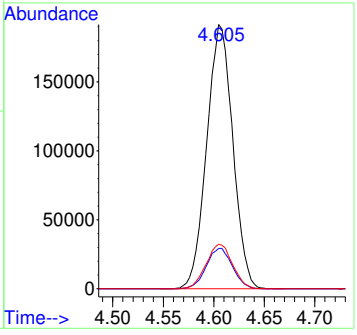

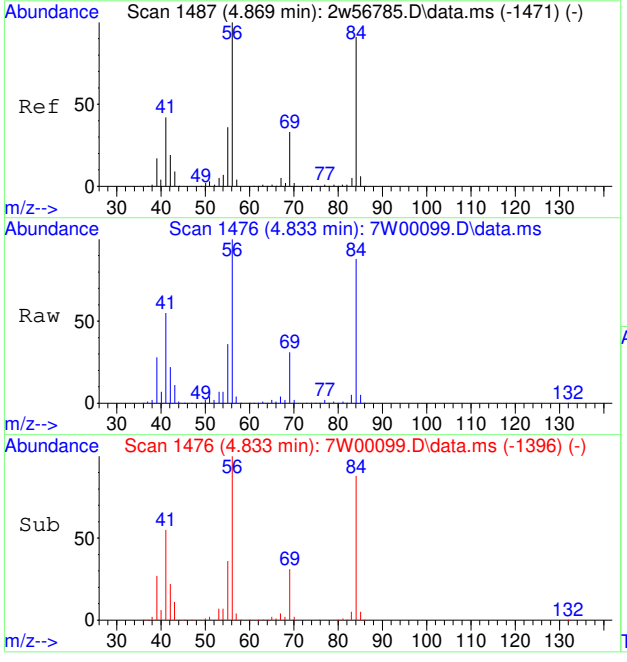

#53
CYCLOHEXANE
Concen: 11.89 PPBV
RT: 4.833 min Scan# 1476
Delta R.T. -0.042 min
Lab File: 7W00099.D
Acq: 30 Nov 2022 2:44 pm

Tgt Ion: 84 Resp: 149980

Ion	Ratio	Lower	Upper
84	100		
69	34.0	28.2	42.2
56	112.6	88.1	132.1

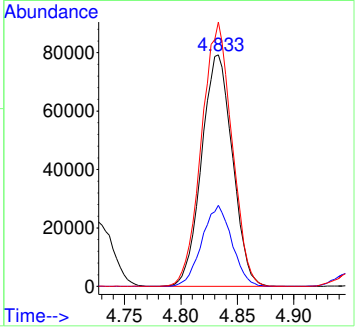

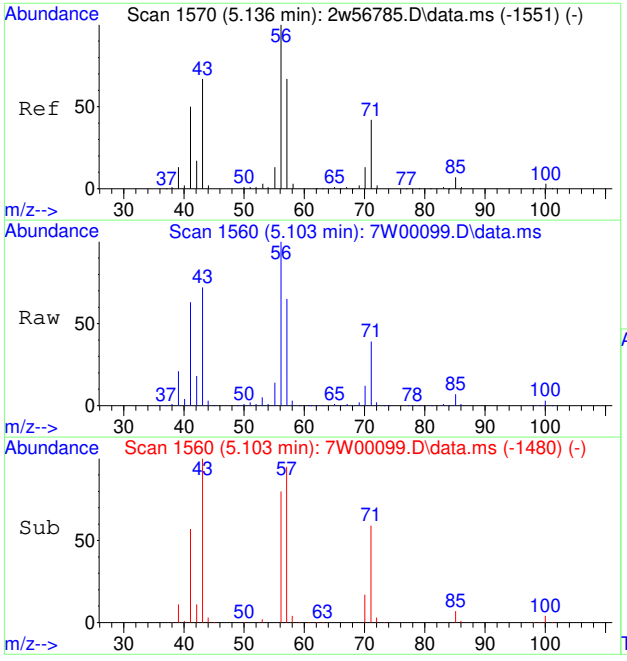

#54
2,3-DIMETHYLPENTANE
Concen: 10.96 PPBV
RT: 5.103 min Scan# 1560
Delta R.T. -0.042 min
Lab File: 7W00099.D
Acq: 30 Nov 2022 2:44 pm

Tgt Ion: 71 Resp: 76248

Ion	Ratio	Lower	Upper
71	100		
56	256.5	188.6	283.0
85	17.9	13.4	20.0

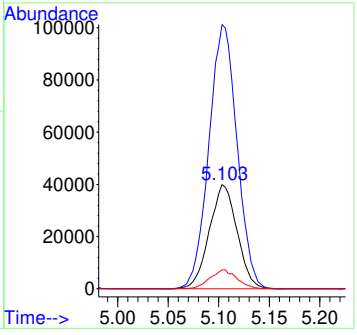

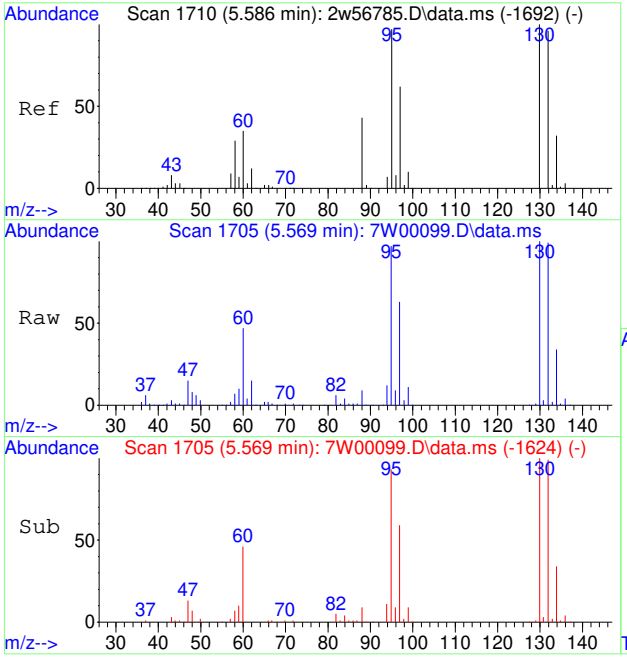

#55
TRICHLOROETHENE
Concen: 10.62 PPBV
RT: 5.569 min Scan# 1705
Delta R.T. -0.039 min
Lab File: 7W00099.D
Acq: 30 Nov 2022 2:44 pm

Tgt Ion: 95 Resp: 162513

Ion	Ratio	Lower	Upper
95	100		
130	102.9	83.2	124.8
132	100.8	79.8	119.6
97	64.0	51.3	76.9

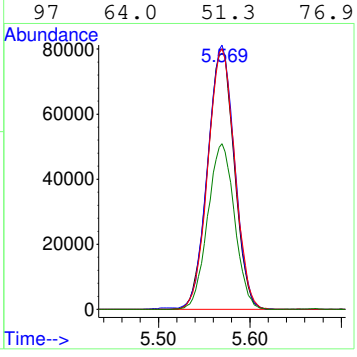

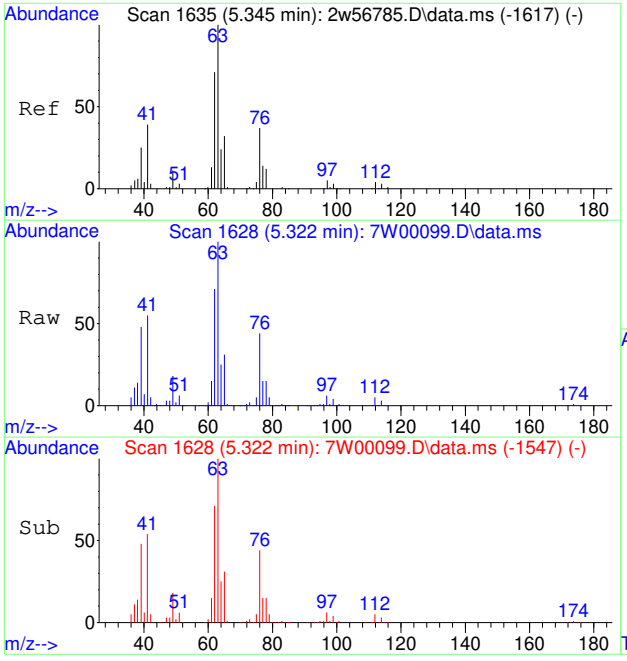

#56
1,2-DICHLOROPROPANE
Concen: 10.18 PPBV
RT: 5.322 min Scan# 1628
Delta R.T. -0.039 min
Lab File: 7W00099.D
Acq: 30 Nov 2022 2:44 pm

Tgt Ion: 63 Resp: 125683

Ion	Ratio	Lower	Upper
63	100		
65	31.1	25.0	37.6
76	45.2	29.3	43.9#

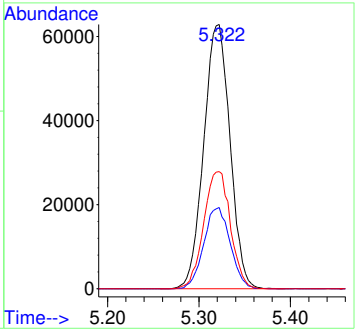

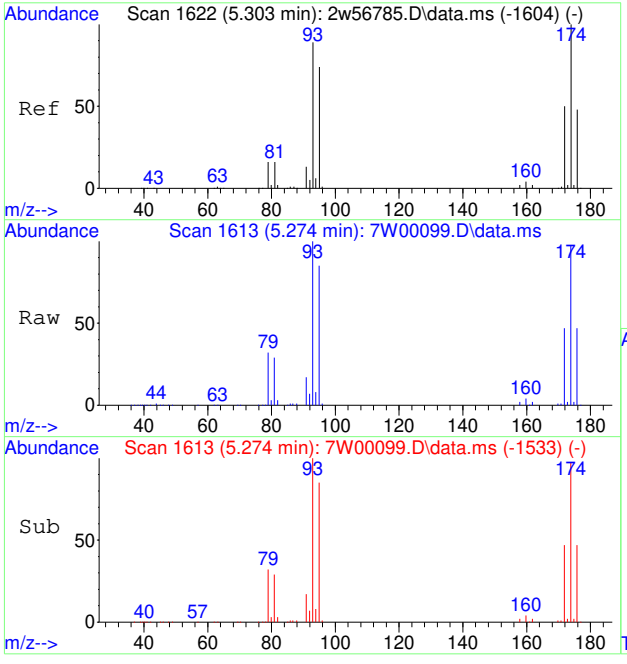

#57
DIBROMOMETHANE
Concen: 10.16 PPBV
RT: 5.274 min Scan# 1613
Delta R.T. -0.042 min
Lab File: 7W00099.D
Acq: 30 Nov 2022 2:44 pm

Tgt Ion:174 Resp: 140423

Ion	Ratio	Lower	Upper
174	100		
93	108.1	71.9	107.9#
95	89.8	60.4	90.6
172	53.0	41.0	61.6

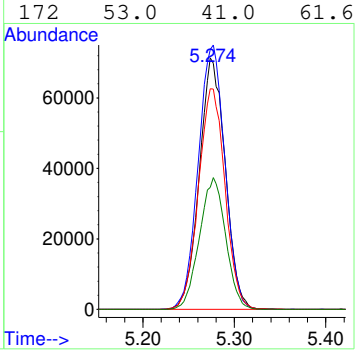

7.7.28

7

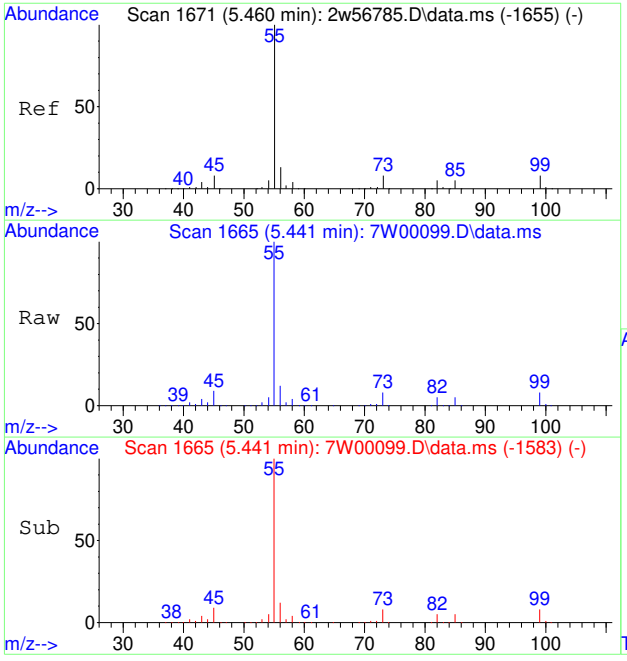

#58
ETHYL ACRYLATE
Concen: 10.14 PPBV
RT: 5.441 min Scan# 1665
Delta R.T. -0.035 min
Lab File: 7W00099.D
Acq: 30 Nov 2022 2:44 pm

Tgt Ion: 55 Resp: 262494

Ion	Ratio	Lower	Upper
55	100		
56	12.5	10.0	15.0
45	9.0	6.8	10.2
99	8.0	6.6	9.8

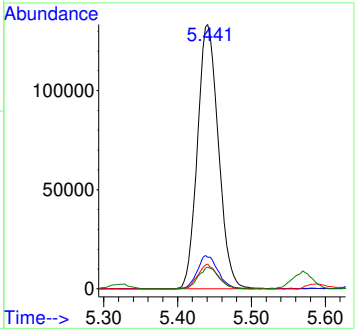

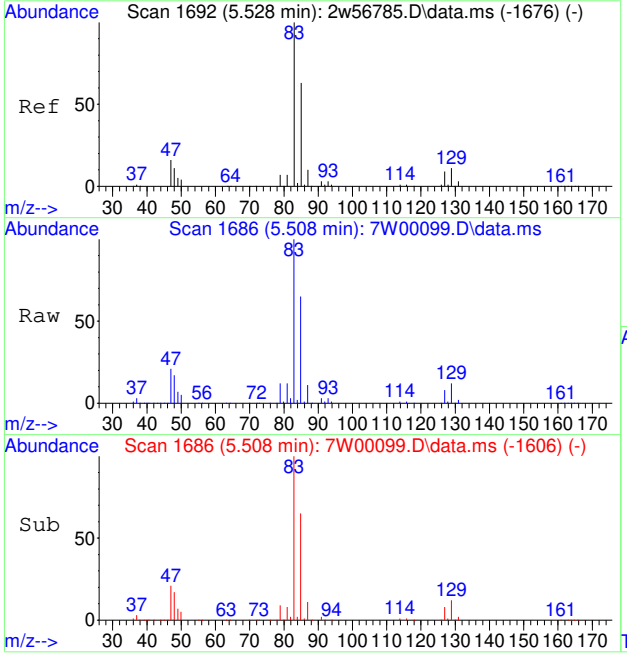

#59
BROMODICHLOROMETHANE
Concen: 11.48 PPBV
RT: 5.508 min Scan# 1686
Delta R.T. -0.042 min
Lab File: 7W00099.D
Acq: 30 Nov 2022 2:44 pm

Tgt Ion: 83 Resp: 266831

Ion	Ratio	Lower	Upper
83	100		
85	65.9	51.8	77.8

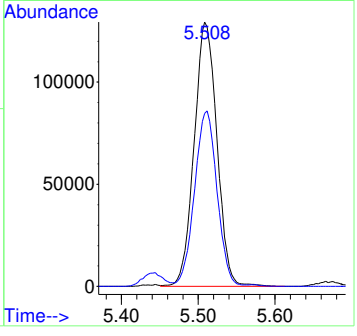

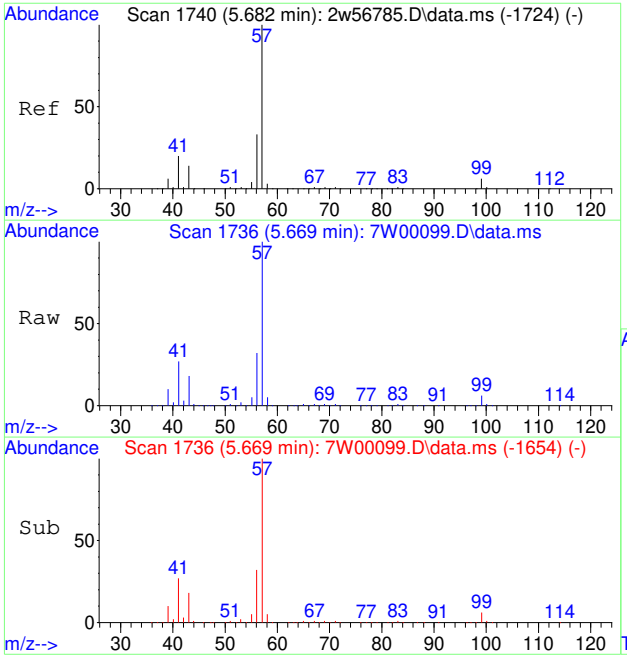

#60
2,2,4-TRIMETHYLPENTANE
Concen: 9.82 PPBV
RT: 5.669 min Scan# 1736
Delta R.T. -0.035 min
Lab File: 7W00099.D
Acq: 30 Nov 2022 2:44 pm

Tgt Ion: 57 Resp: 538289

Ion	Ratio	Lower	Upper
57	100		
56	32.9	26.3	39.5
99	6.5	5.0	7.6

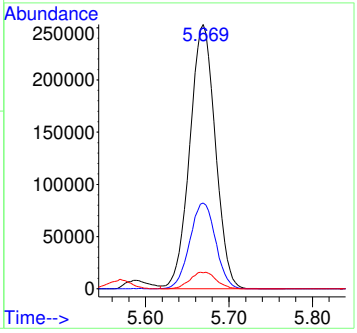

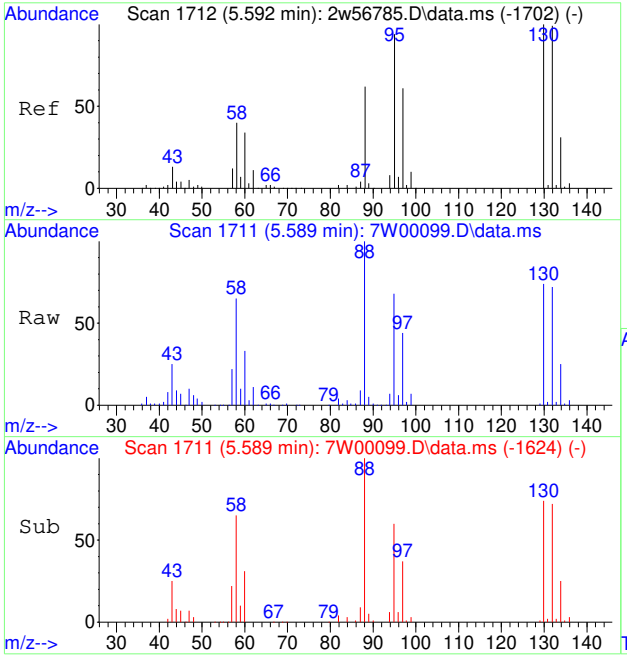

#61
1,4-DIOXANE
Concen: 11.70 PPBV
RT: 5.589 min Scan# 1711
Delta R.T. -0.019 min
Lab File: 7W00099.D
Acq: 30 Nov 2022 2:44 pm

Tgt Ion: 88 Resp: 86023

Ion	Ratio	Lower	Upper
88	100		
57	18.9	15.0	22.4
58	58.9	50.1	75.1
43	23.7	15.4	23.0#

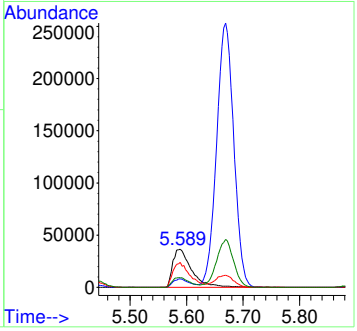

7.7.28

7

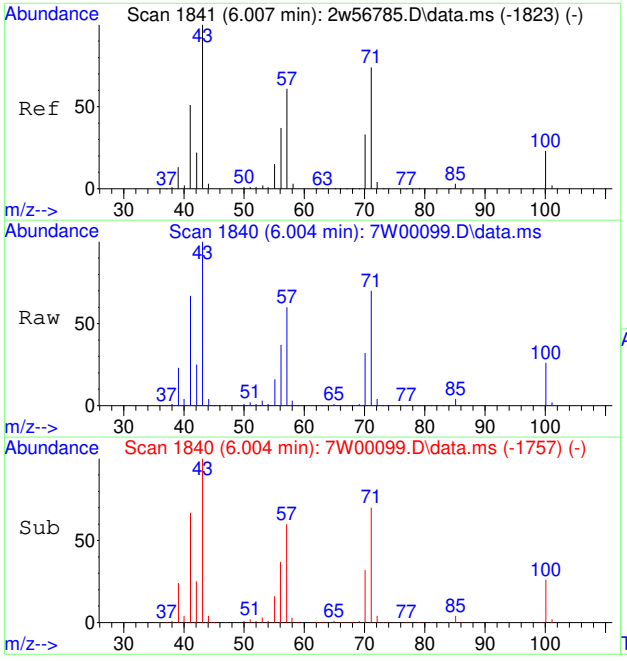

#62
HEPTANE
Concen: 9.20 PPBV
RT: 6.004 min Scan# 1840
Delta R.T. -0.032 min
Lab File: 7W00099.D
Acq: 30 Nov 2022 2:44 pm

Tgt Ion: 43 Resp: 183046

Ion	Ratio	Lower	Upper
43	100		
71	68.4	60.6	90.8
57	58.0	50.2	75.4

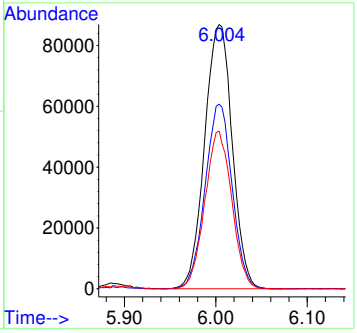

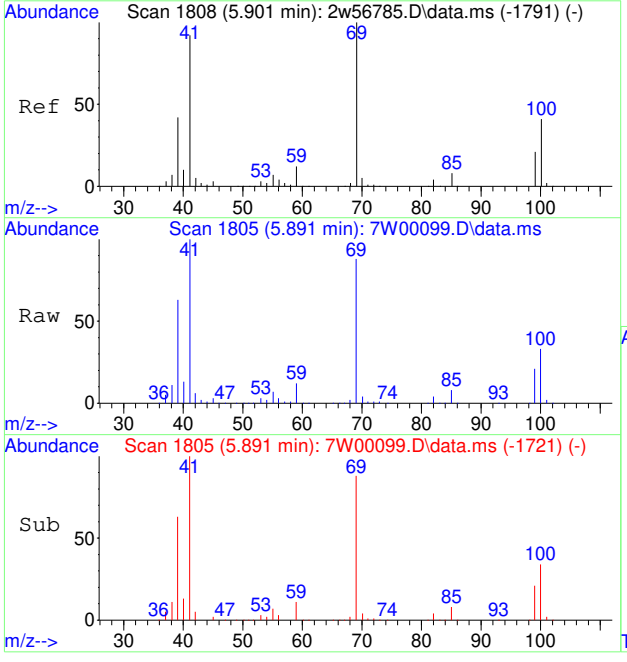

#63
METHYL METHACRYLATE
Concen: 11.73 PPBV
RT: 5.891 min Scan# 1805
Delta R.T. -0.029 min
Lab File: 7W00099.D
Acq: 30 Nov 2022 2:44 pm

Tgt Ion: 69 Resp: 133643

Ion	Ratio	Lower	Upper
69	100		
41	115.3	74.2	111.4#
100	40.0	32.2	48.4

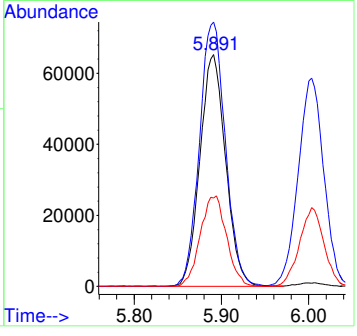

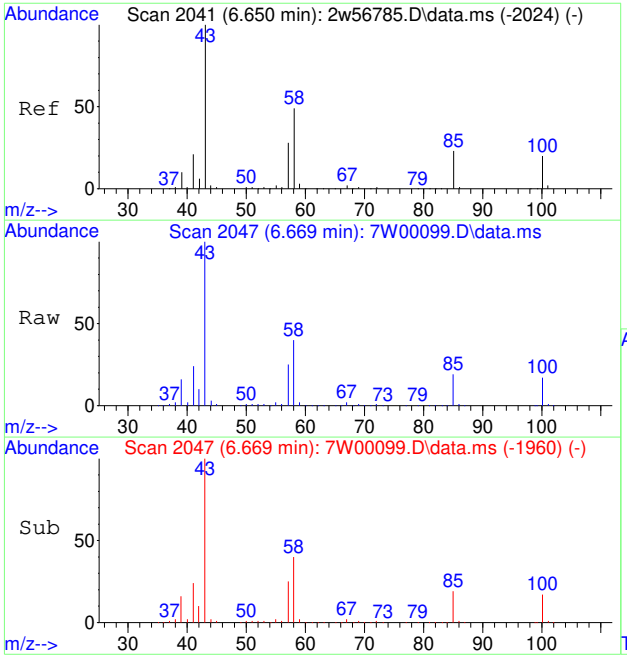

#64
METHYL ISOBUTYL KETONE
Concen: 10.52 PPBV
RT: 6.669 min Scan# 2047
Delta R.T. -0.019 min
Lab File: 7W00099.D
Acq: 30 Nov 2022 2:44 pm

Tgt Ion: 58 Resp: 110588

Ion	Ratio	Lower	Upper
58	100		
43	247.1	168.2	252.4
100	42.6	33.6	50.4
85	46.9	36.7	55.1

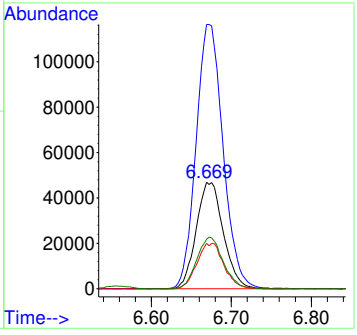

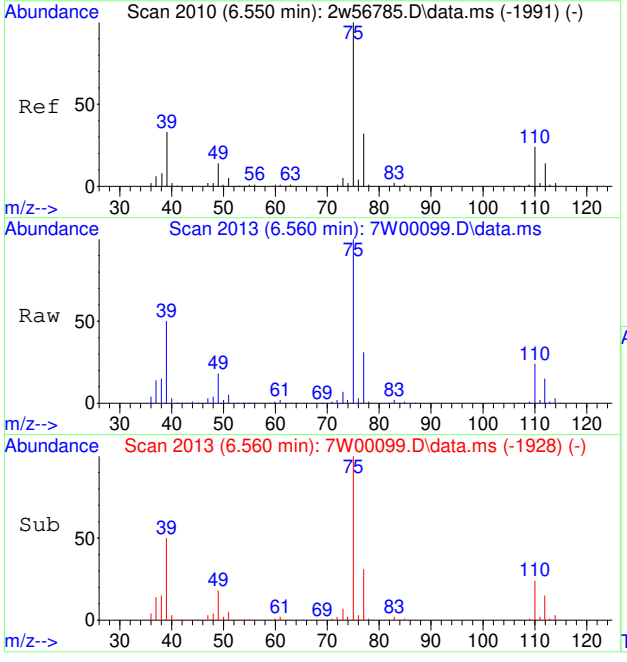

#65
CIS-1,3-DICHLOROPROPENE
Concen: 12.34 PPBV
RT: 6.560 min Scan# 2013
Delta R.T. -0.026 min
Lab File: 7W00099.D
Acq: 30 Nov 2022 2:44 pm

Tgt Ion: 75 Resp: 201283

Ion	Ratio	Lower	Upper
75	100		
77	31.2	25.5	38.3
39	50.4	26.2	39.4#

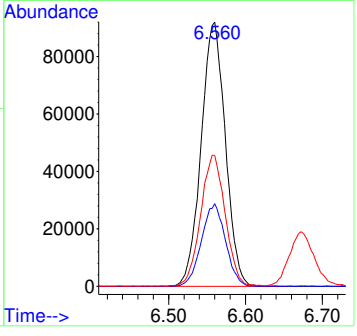

7.7.28

7

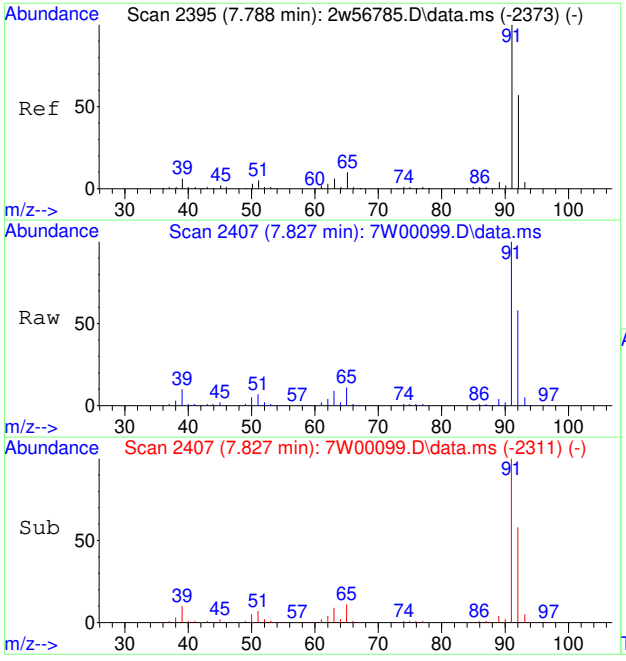

#66
TOLUENE
Concen: 11.39 PPBV
RT: 7.827 min Scan# 2407
Delta R.T. -0.023 min
Lab File: 7W00099.D
Acq: 30 Nov 2022 2:44 pm

Tgt Ion: 91 Resp: 438068

Ion	Ratio	Lower	Upper
91	100		
92	58.7	38.9	78.9

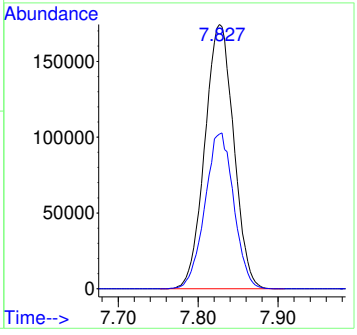

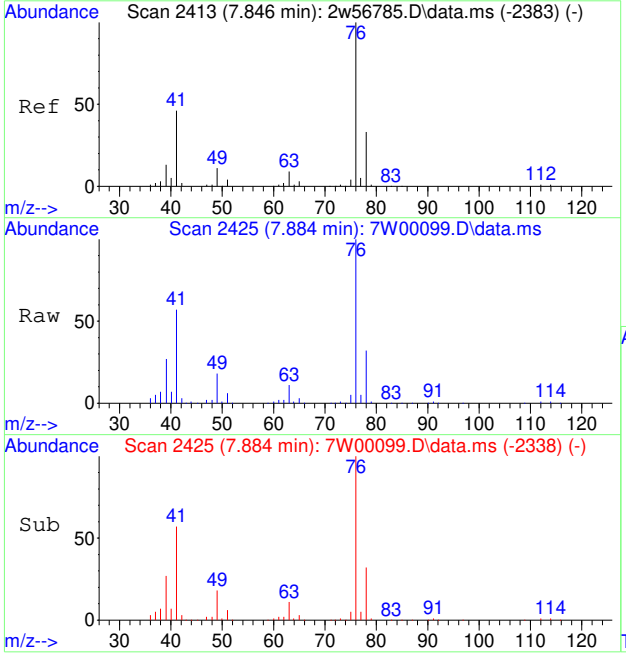

#67
1,3-DICHLOROPROPANE
Concen: 11.38 PPBV
RT: 7.884 min Scan# 2425
Delta R.T. -0.019 min
Lab File: 7W00099.D
Acq: 30 Nov 2022 2:44 pm

Tgt Ion: 76 Resp: 216140

Ion	Ratio	Lower	Upper
76	100		
78	32.4	26.0	39.0
63	10.0	7.5	11.3

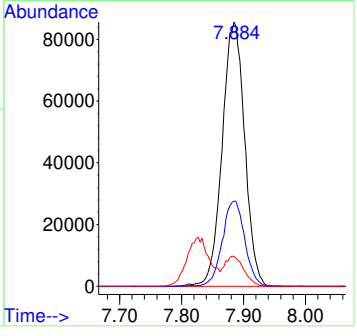

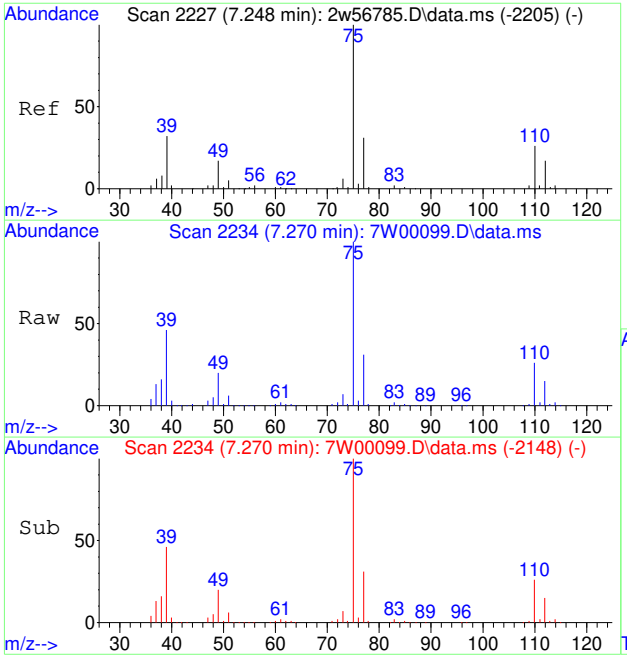

#68
TRANS-1,3-DICHLOROPROPENE
Concen: 13.15 PPBV
RT: 7.270 min Scan# 2234
Delta R.T. -0.023 min
Lab File: 7W00099.D
Acq: 30 Nov 2022 2:44 pm

Tgt Ion: 75 Resp: 188806

Ion	Ratio	Lower	Upper
75	100		
77	32.2	25.8	38.6
39	48.0	26.2	39.4#

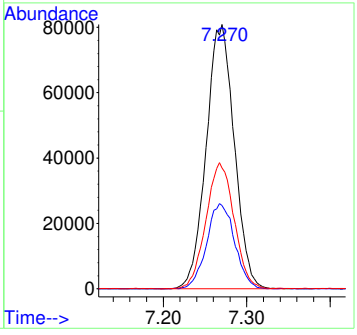

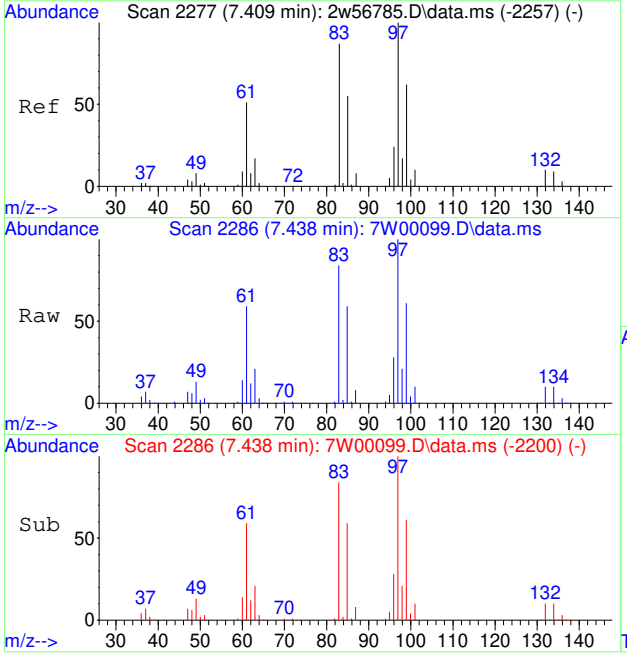

#69
1,1,2-TRICHLOROETHANE
Concen: 11.25 PPBV
RT: 7.438 min Scan# 2286
Delta R.T. -0.023 min
Lab File: 7W00099.D
Acq: 30 Nov 2022 2:44 pm

Tgt Ion: 83 Resp: 127174

Ion	Ratio	Lower	Upper
83	100		
97	118.8	93.1	139.7
85	67.0	51.0	76.6

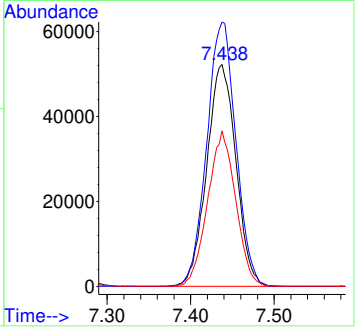

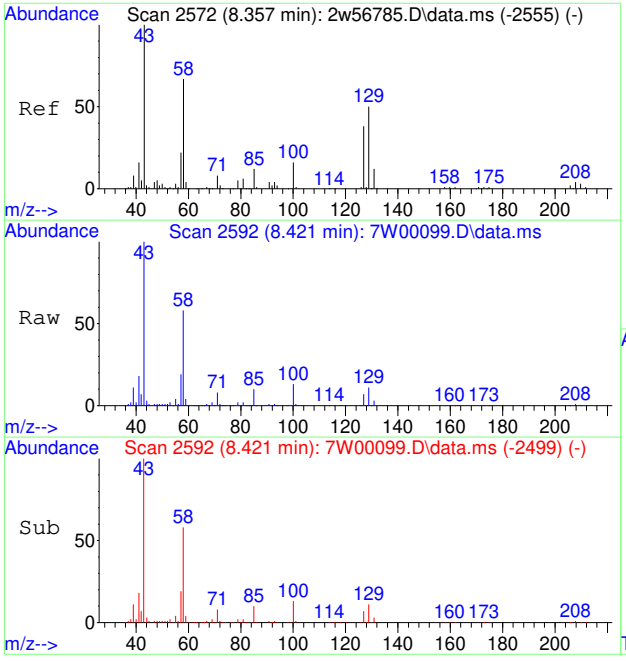

#70
2-HEXANONE
Concen: 10.81 PPBV
RT: 8.421 min Scan# 2592
Delta R.T. -0.000 min
Lab File: 7W00099.D
Acq: 30 Nov 2022 2:44 pm

Tgt Ion: 58 Resp: 153052

Ion	Ratio	Lower	Upper
58	100		
43	178.4	120.6	181.0
100	23.8	19.3	28.9

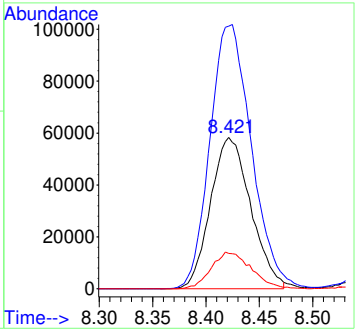

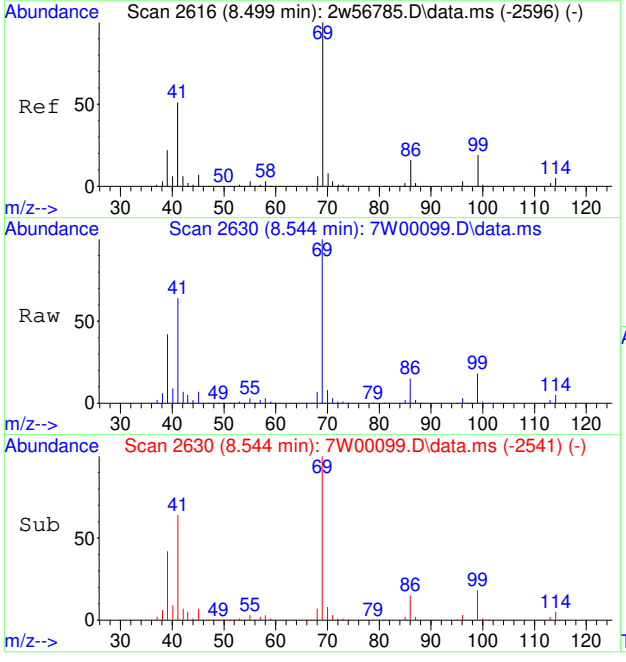

#71
ETHYL METHACRYLATE
Concen: 11.62 PPBV
RT: 8.544 min Scan# 2630
Delta R.T. -0.013 min
Lab File: 7W00099.D
Acq: 30 Nov 2022 2:44 pm

Tgt Ion: 69 Resp: 224460

Ion	Ratio	Lower	Upper
69	100		
41	65.0	41.3	61.9#
86	16.4	12.9	19.3
99	19.0	14.5	21.7

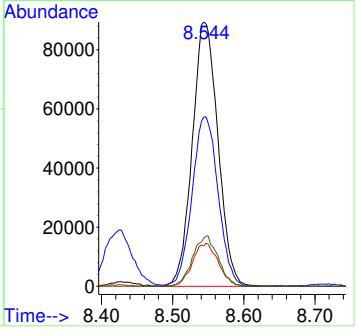

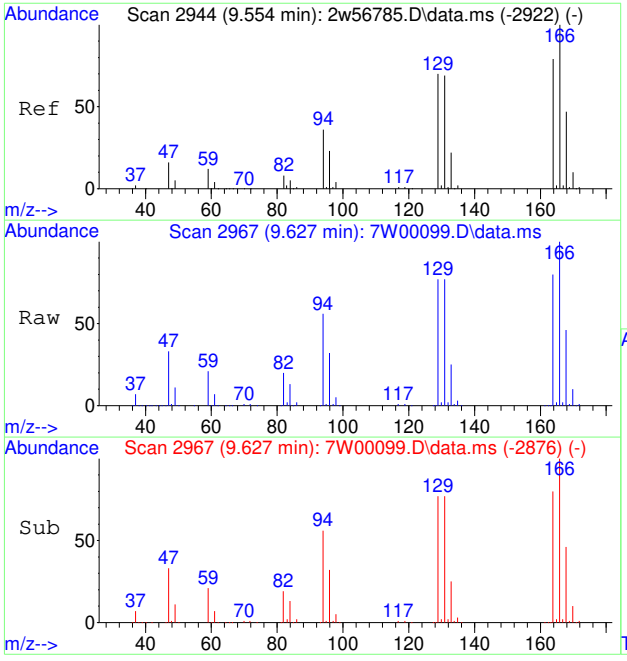

#72
TETRACHLOROETHENE
Concen: 10.55 PPBV
RT: 9.627 min Scan# 2967
Delta R.T. -0.006 min
Lab File: 7W00099.D
Acq: 30 Nov 2022 2:44 pm

Tgt Ion:164 Resp: 161996

Ion	Ratio	Lower	Upper
164	100		
129	98.1	72.0	108.0
168	60.3	48.6	72.8
131	98.1	69.0	103.6

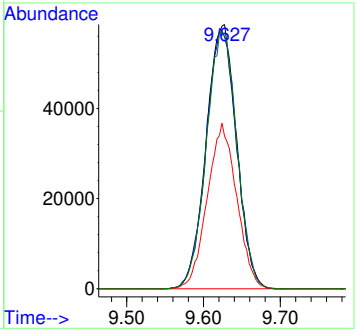

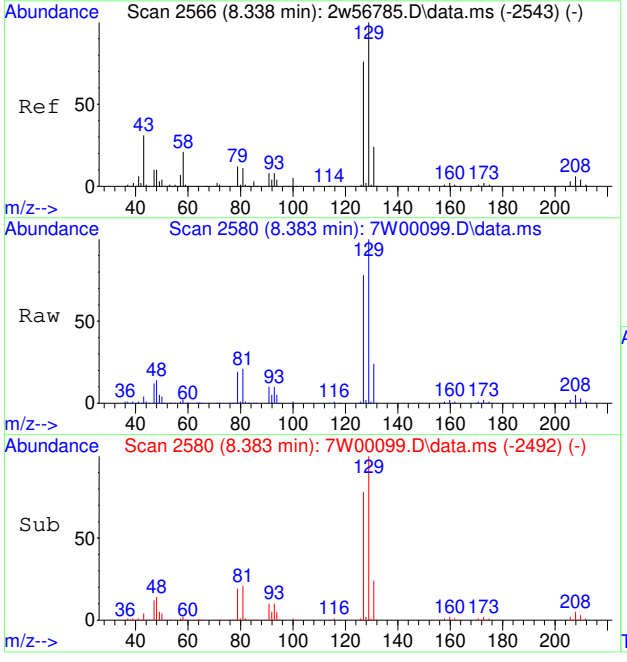

#73
DIBROMOCHLOROMETHANE
Concen: 11.55 PPBV
RT: 8.383 min Scan# 2580
Delta R.T. -0.016 min
Lab File: 7W00099.D
Acq: 30 Nov 2022 2:44 pm

Tgt Ion:129 Resp: 274759

Ion	Ratio	Lower	Upper
129	100		
127	77.4	61.4	92.0
131	24.6	19.3	28.9

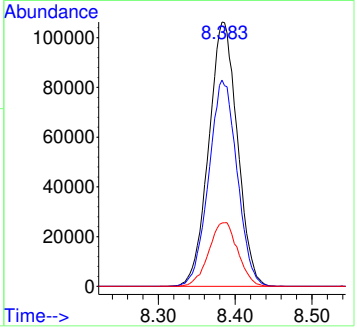

7.7.28

7

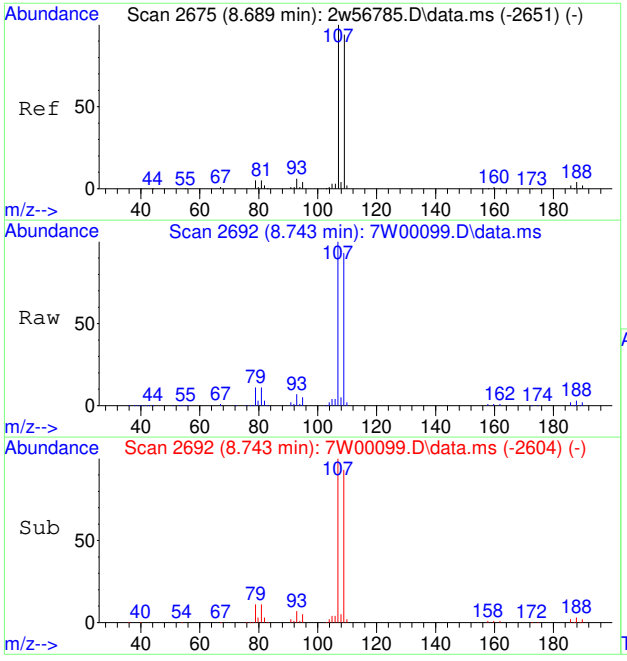

#74
1,2-DIBROMOETHANE
Concen: 12.12 PPBV
RT: 8.743 min Scan# 2692
Delta R.T. -0.016 min
Lab File: 7W00099.D
Acq: 30 Nov 2022 2:44 pm

Tgt Ion:107 Resp: 251769

Ion	Ratio	Lower	Upper
107	100		
109	93.4	75.8	113.6
188	3.4	3.1	4.7

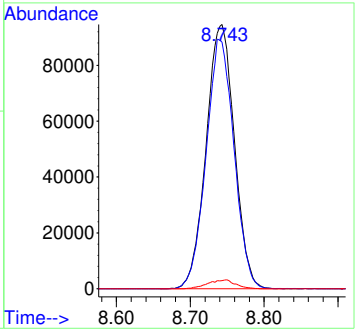

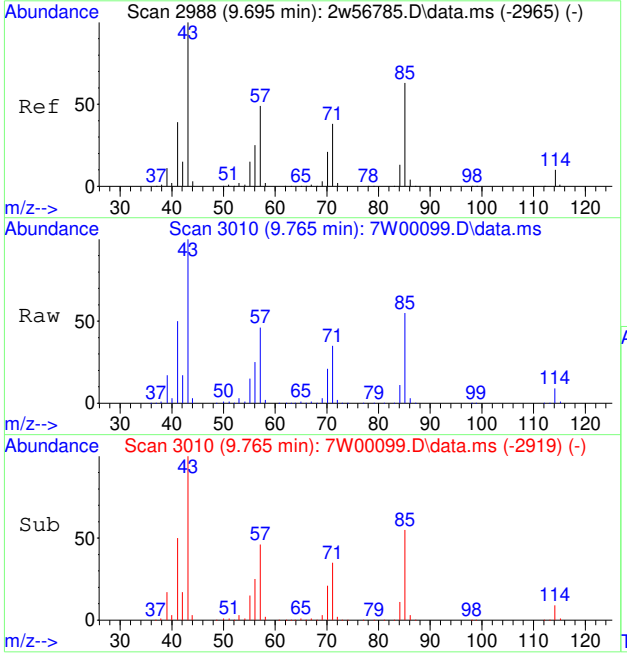

#75
OCTANE
Concen: 9.43 PPBV
RT: 9.765 min Scan# 3010
Delta R.T. -0.006 min
Lab File: 7W00099.D
Acq: 30 Nov 2022 2:44 pm

Tgt Ion: 43 Resp: 256893

Ion	Ratio	Lower	Upper
43	100		
85	56.1	49.8	74.8
57	44.4	38.8	58.2

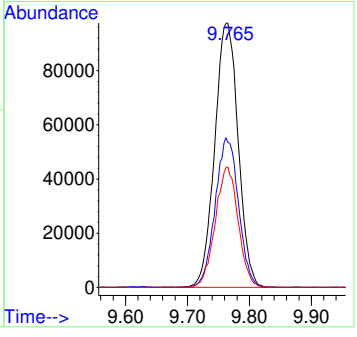

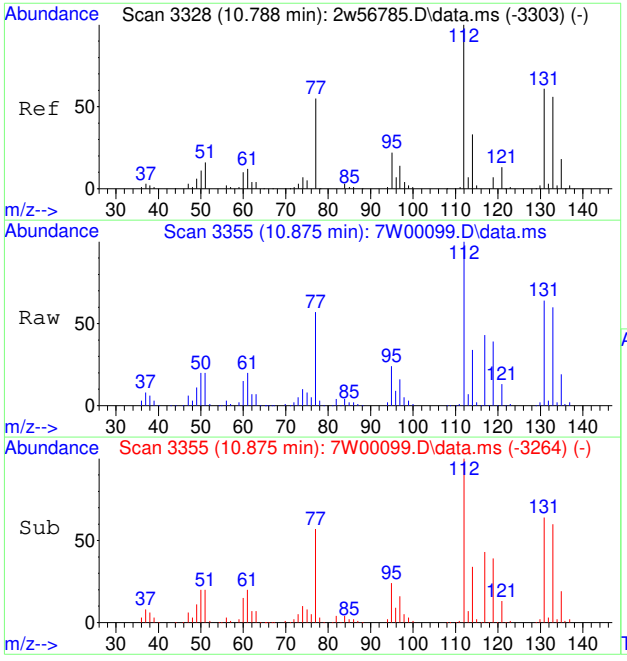

#77
1,1,1,2-TETRACHLOROETHANE
Concen: 11.28 PPBV
RT: 10.875 min Scan# 3355
Delta R.T. -0.006 min
Lab File: 7W00099.D
Acq: 30 Nov 2022 2:44 pm

Tgt Ion:131 Resp: 199728

Ion	Ratio	Lower	Upper
131	100		
95	37.8	28.6	43.0

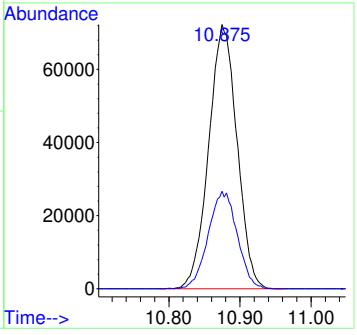

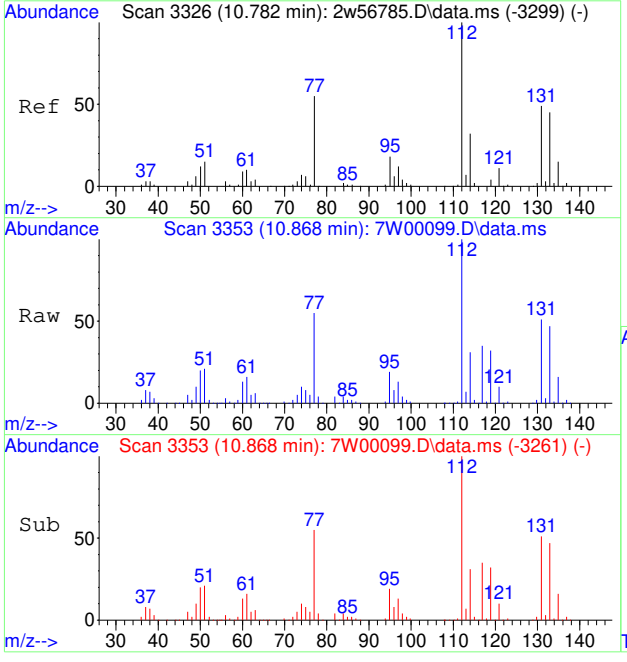

#78
CHLOROBENZENE
Concen: 11.55 PPBV
RT: 10.868 min Scan# 3353
Delta R.T. -0.003 min
Lab File: 7W00099.D
Acq: 30 Nov 2022 2:44 pm

Tgt Ion:112 Resp: 366811

Ion	Ratio	Lower	Upper
112	100		
114	32.0	25.5	38.3
77	56.2	45.2	67.8

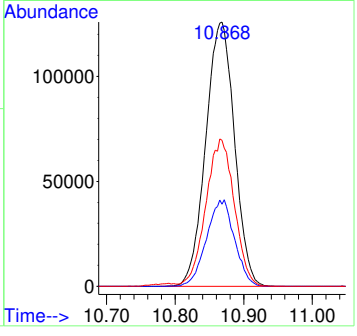

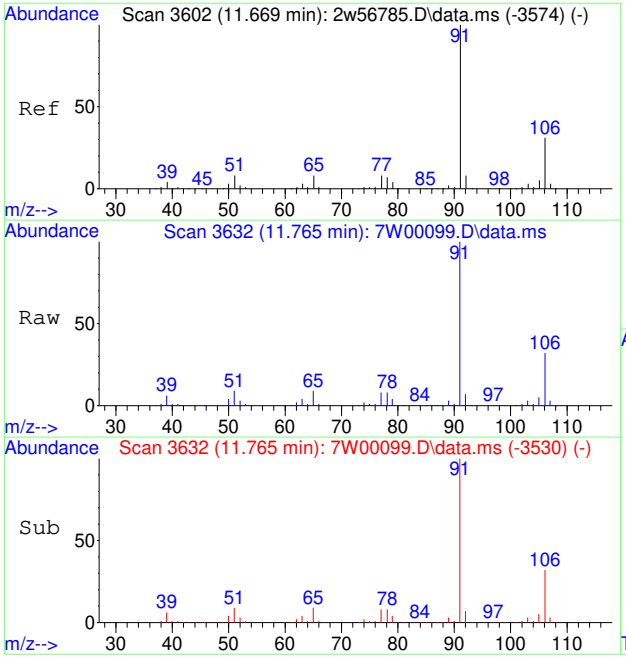

#79
ETHYLBENZENE
Concen: 11.71 PPBV
RT: 11.765 min Scan# 3632
Delta R.T. -0.003 min
Lab File: 7W00099.D
Acq: 30 Nov 2022 2:44 pm

Tgt Ion: 91 Resp: 596870

Ion	Ratio	Lower	Upper
91	100		
106	31.9	11.7	51.7

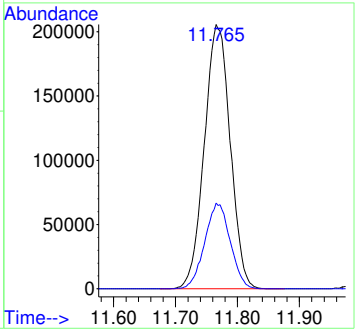

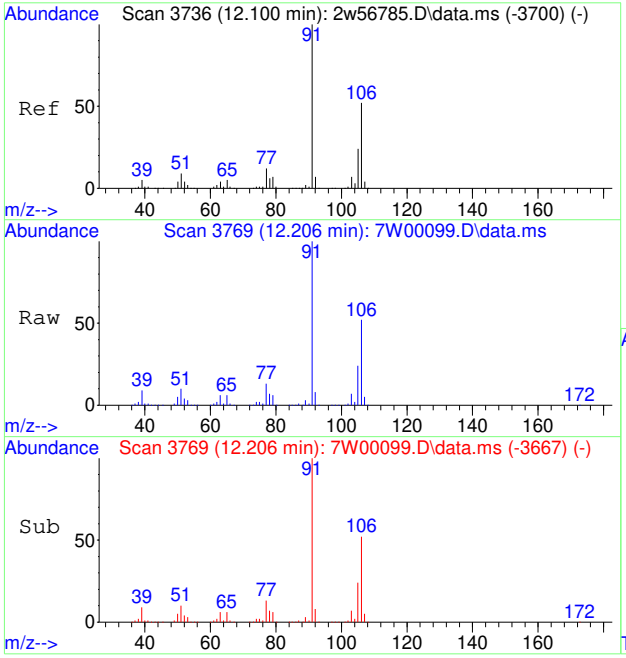

#80
M,P-XYLENE
Concen: 24.25 PPBV
RT: 12.206 min Scan# 3769
Delta R.T. -0.003 min
Lab File: 7W00099.D
Acq: 30 Nov 2022 2:44 pm

Tgt Ion: 91 Resp: 929999

Ion	Ratio	Lower	Upper
91	100		
106	26.3	31.5	71.5#
105	10.8	3.6	43.6

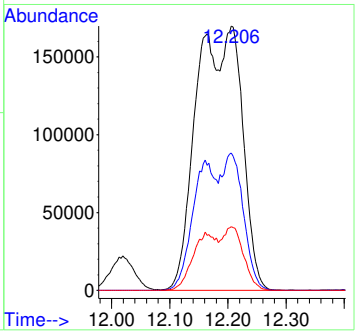

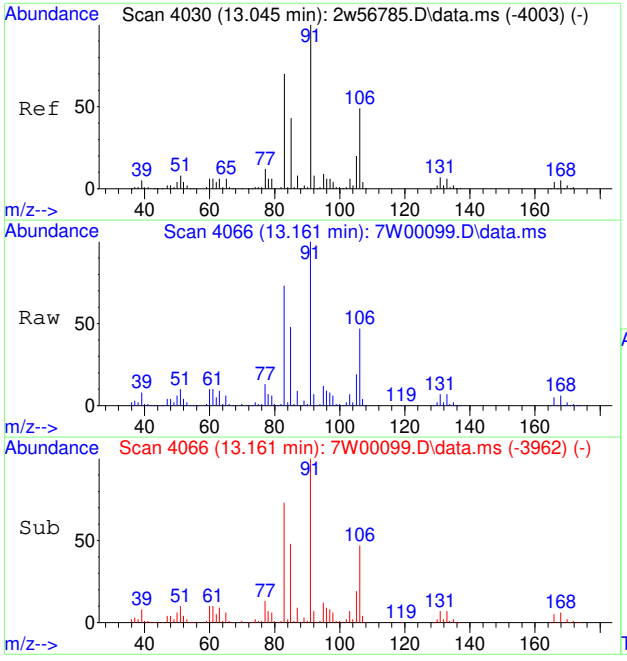

#81
O-XYLENE
Concen: 12.14 PPBV
RT: 13.161 min Scan# 4066
Delta R.T. 0.003 min
Lab File: 7W00099.D
Acq: 30 Nov 2022 2:44 pm

Tgt Ion: 91 Resp: 476693

Ion	Ratio	Lower	Upper
91	100		
106	47.5	39.1	58.7
105	18.7	15.7	23.5

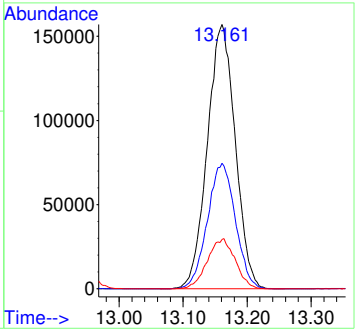

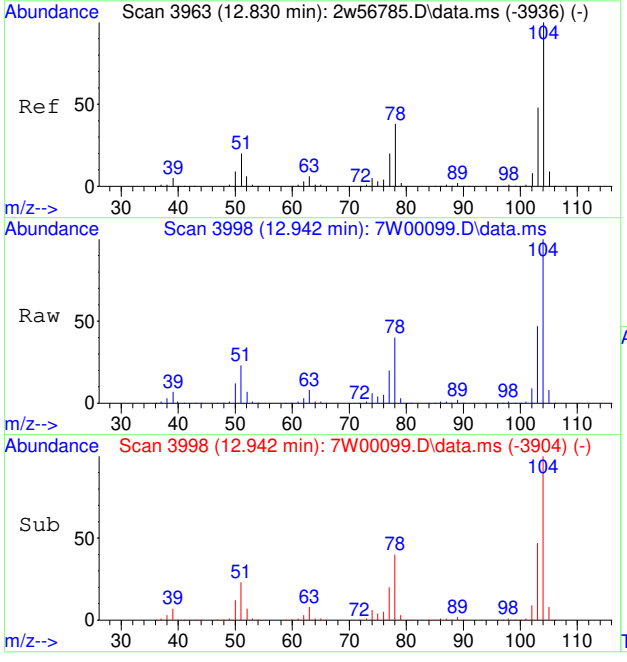

#82
STYRENE
Concen: 12.64 PPBV
RT: 12.942 min Scan# 3998
Delta R.T. 0.003 min
Lab File: 7W00099.D
Acq: 30 Nov 2022 2:44 pm

Tgt Ion:104 Resp: 363099

Ion	Ratio	Lower	Upper
104	100		
78	40.9	30.7	46.1
103	48.1	37.8	56.6

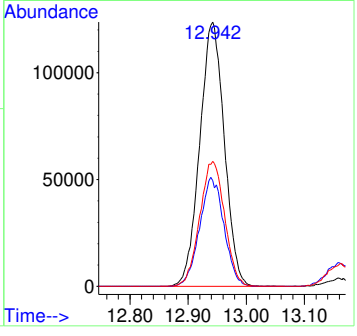

7.7.28

7

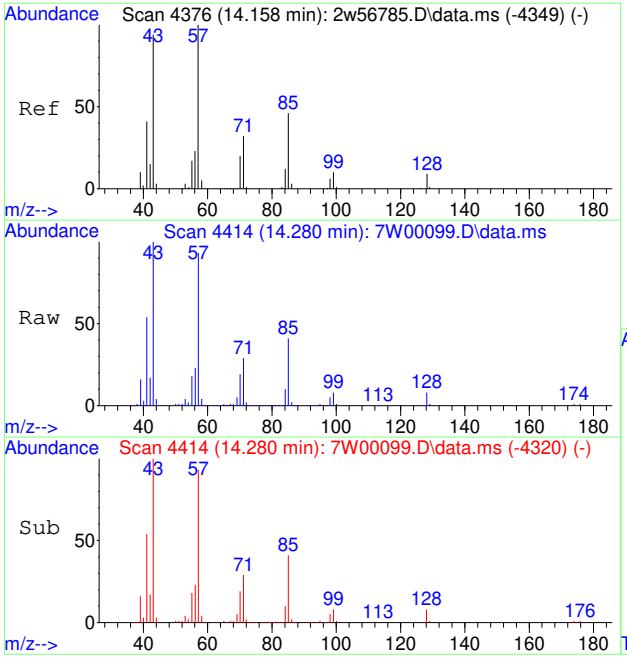

#83
NONANE
Concen: 9.48 PPBV
RT: 14.280 min Scan# 4414
Delta R.T. 0.003 min
Lab File: 7W00099.D
Acq: 30 Nov 2022 2:44 pm

Tgt Ion: 43 Resp: 276528

Ion	Ratio	Lower	Upper
43	100		
85	41.2	37.8	56.6
57	95.8	87.0	130.4

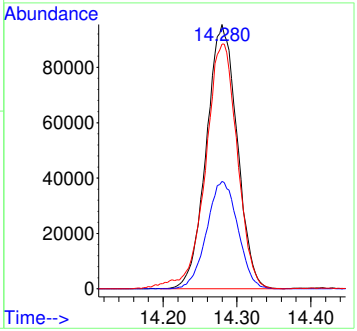

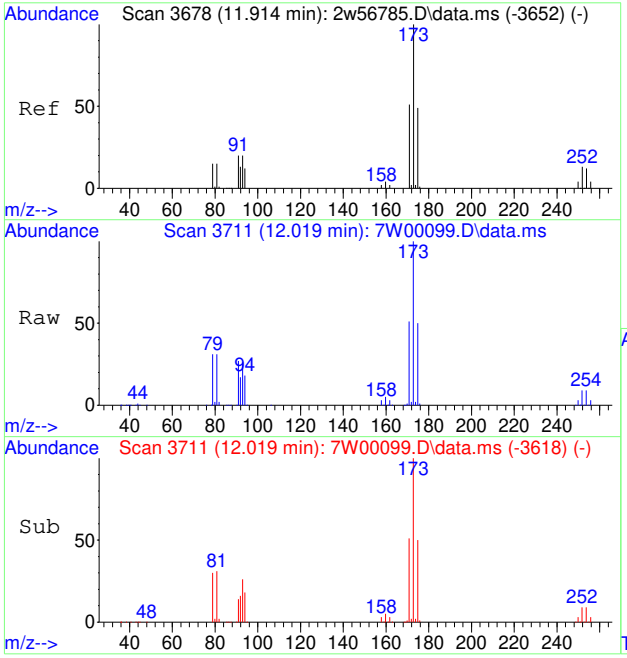

#84
BROMOFORM
Concen: 10.87 PPBV
RT: 12.019 min Scan# 3711
Delta R.T. -0.000 min
Lab File: 7W00099.D
Acq: 30 Nov 2022 2:44 pm

Tgt Ion:173 Resp: 245934

Ion	Ratio	Lower	Upper
173	100		
175	50.4	39.0	58.6
254	8.6	10.1	15.1#

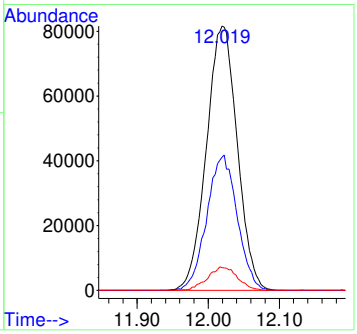

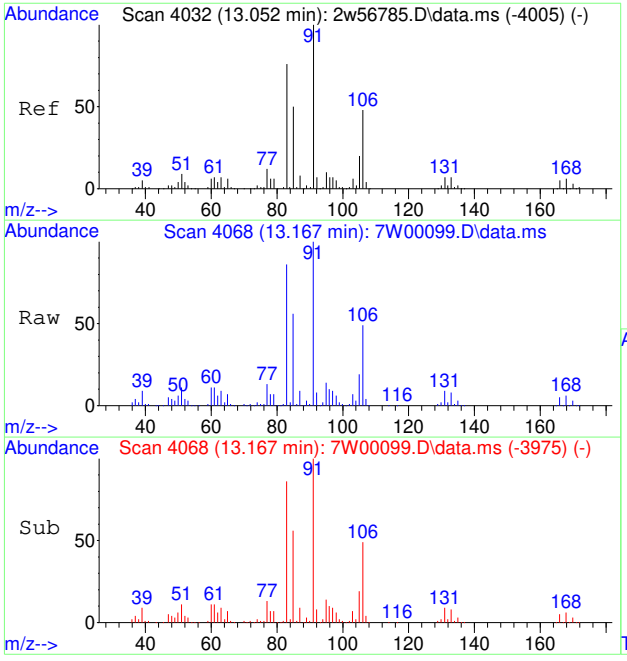

#85
1,1,2,2-TETRACHLOROETHANE
Concen: 13.63 PPBV
RT: 13.167 min Scan# 4068
Delta R.T. -0.000 min
Lab File: 7W00099.D
Acq: 30 Nov 2022 2:44 pm

Tgt Ion: 83 Resp: 351885

Ion	Ratio	Lower	Upper
83	100		
85	66.6	51.6	77.4
131	10.7	7.8	11.8

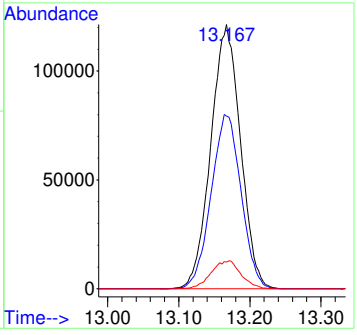

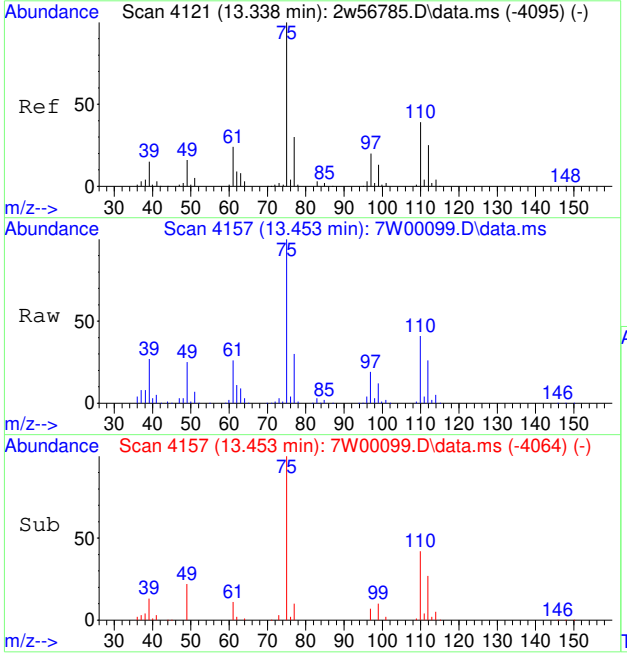

#86
1,2,3-TRICHLOROPROPANE
Concen: 12.12 PPBV
RT: 13.453 min Scan# 4157
Delta R.T. -0.000 min
Lab File: 7W00099.D
Acq: 30 Nov 2022 2:44 pm

Tgt Ion: 75 Resp: 264349

Ion	Ratio	Lower	Upper
75	100		
100	0.8	0.4	0.6#

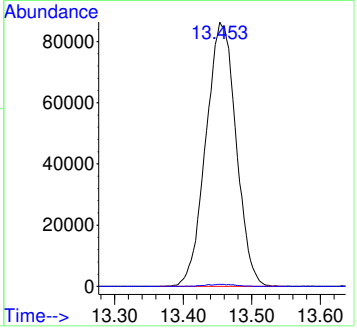

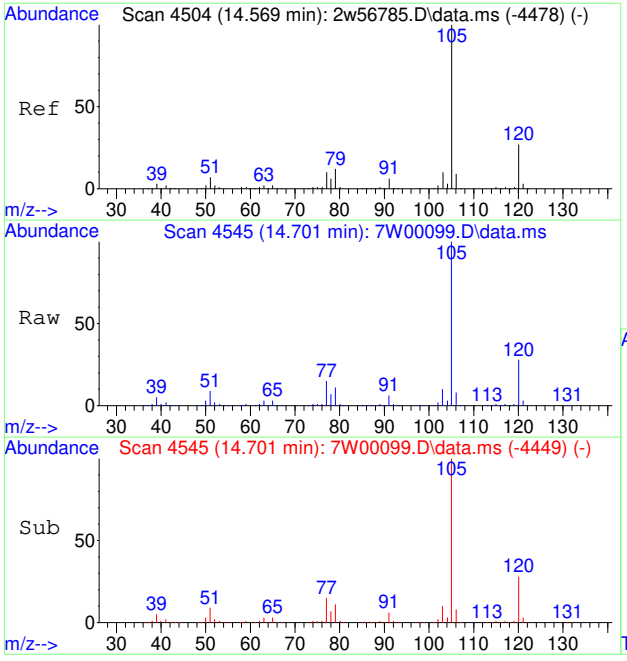

#88
ISOPROPYLBENZENE
Concen: 12.29 PPBV
RT: 14.701 min Scan# 4545
Delta R.T. 0.010 min
Lab File: 7W00099.D
Acq: 30 Nov 2022 2:44 pm

Tgt Ion:120 Resp: 189844

Ion	Ratio	Lower	Upper
120	100		
77	57.2	41.6	62.4

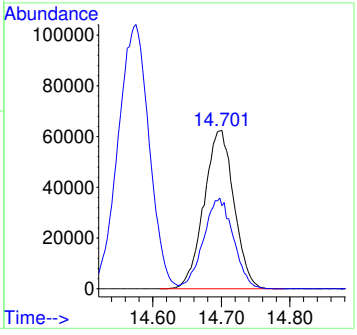

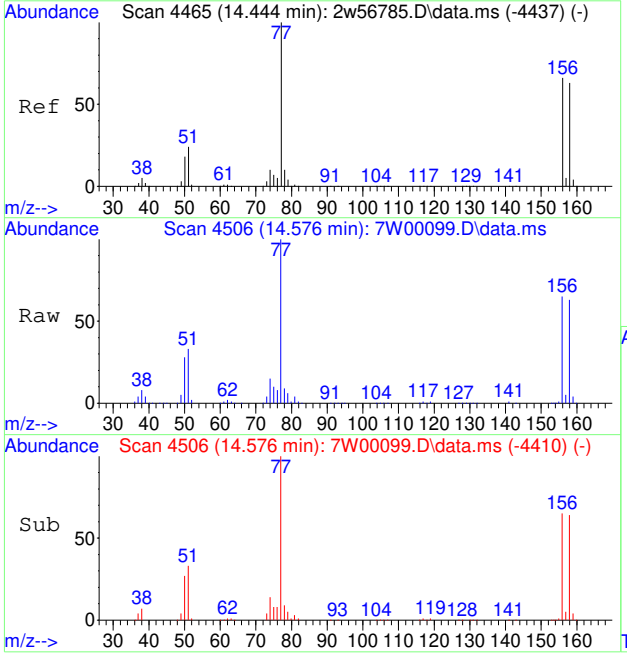

#89
BROMOBENZENE
Concen: 11.99 PPBV
RT: 14.576 min Scan# 4506
Delta R.T. 0.010 min
Lab File: 7W00099.D
Acq: 30 Nov 2022 2:44 pm

Tgt Ion: 77 Resp: 330557

Ion	Ratio	Lower	Upper
77	100		
156	66.1	53.7	80.5
158	63.7	52.2	78.2

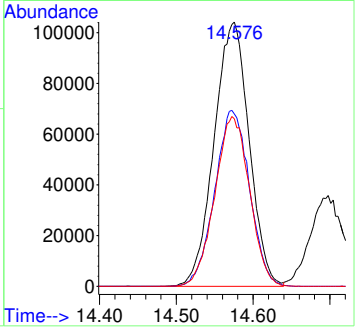

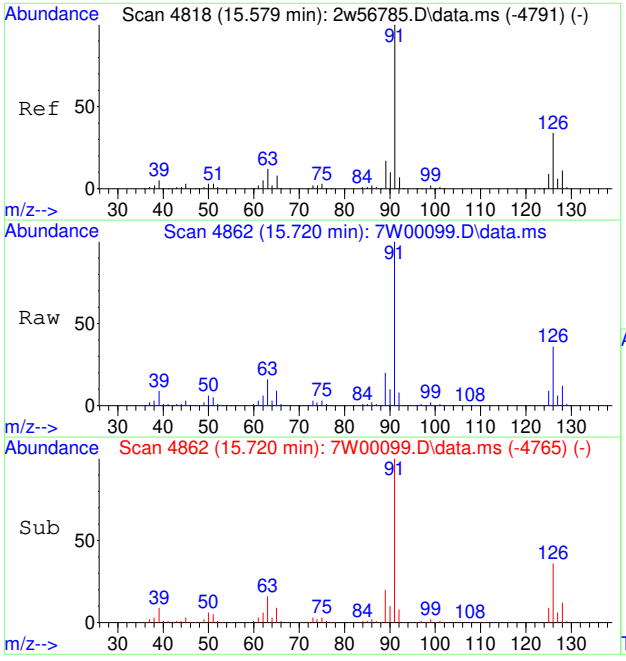

#90
2-CHLOROTOLUENE
Concen: 13.10 PPBV
RT: 15.720 min Scan# 4862
Delta R.T. 0.013 min
Lab File: 7W00099.D
Acq: 30 Nov 2022 2:44 pm

Tgt Ion:126 Resp: 173055

Ion	Ratio	Lower	Upper
126	100		
128	32.0	26.1	39.1

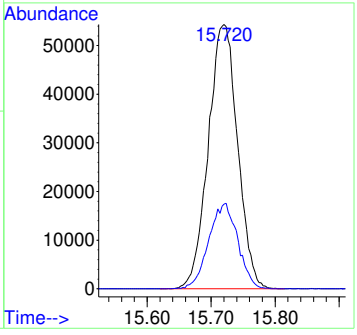

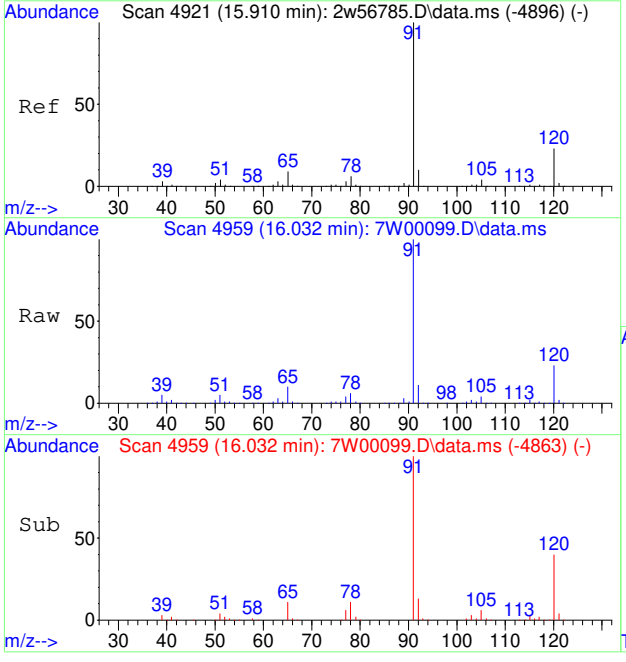

#91
N-PROPYLBENZENE
Concen: 12.94 PPBV
RT: 16.032 min Scan# 4959
Delta R.T. 0.010 min
Lab File: 7W00099.D
Acq: 30 Nov 2022 2:44 pm

Tgt Ion:120 Resp: 197127

Ion	Ratio	Lower	Upper
120	100		
105	16.0	13.0	19.4

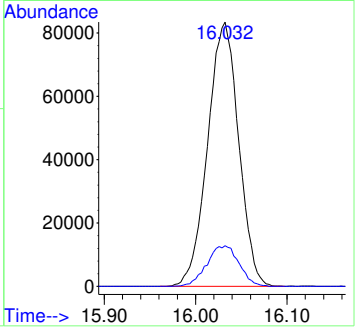

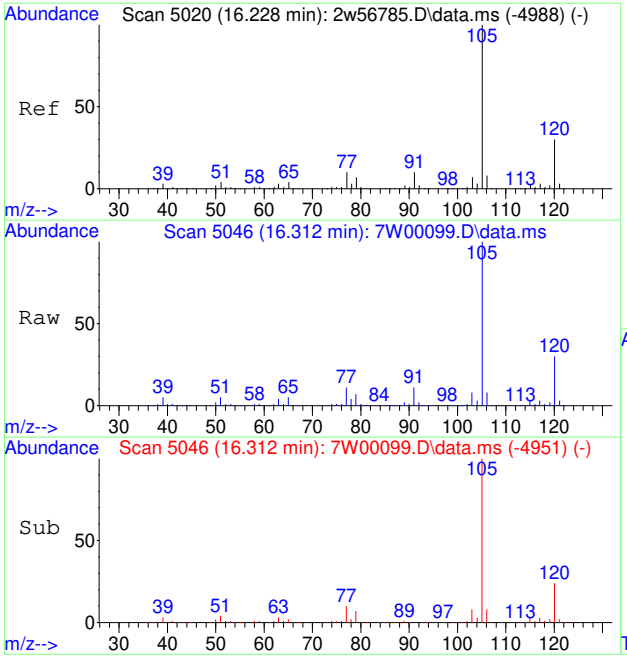

#92
4-ETHYLTOLUENE
Concen: 12.78 PPBV
RT: 16.312 min Scan# 5046
Delta R.T. 0.006 min
Lab File: 7W00099.D
Acq: 30 Nov 2022 2:44 pm

Tgt Ion:105 Resp: 714008

Ion	Ratio	Lower	Upper
105	100		
120	30.4	23.7	35.5
119	2.2	1.9	2.9

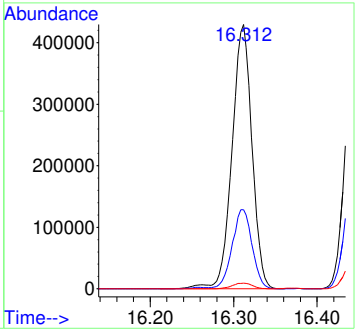

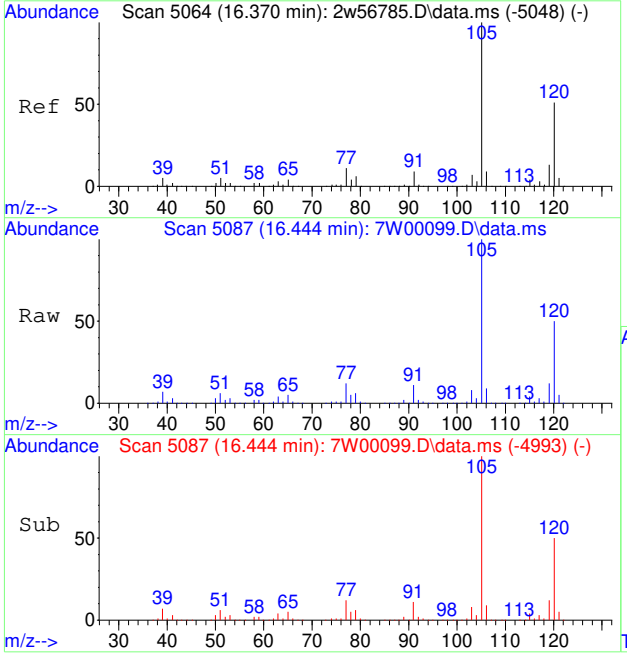

#93
1,3,5-TRIMETHYLBENZENE
Concen: 12.73 PPBV
RT: 16.444 min Scan# 5087
Delta R.T. 0.003 min
Lab File: 7W00099.D
Acq: 30 Nov 2022 2:44 pm

Tgt Ion:105 Resp: 594658

Ion	Ratio	Lower	Upper
105	100		
120	50.0	40.4	60.6
91	10.5	7.4	11.2

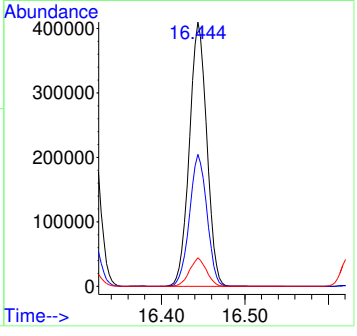

7.7.28

7

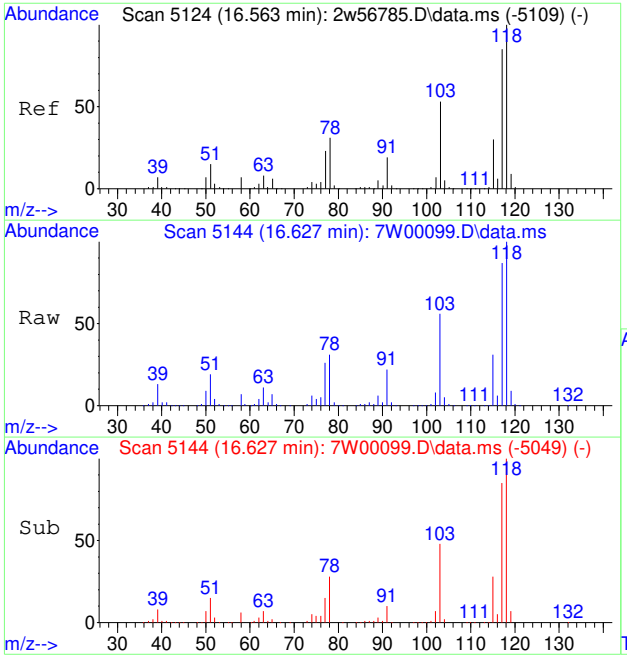

#94
ALPHA-METHYLSTYRENE
Concen: 13.47 PPBV
RT: 16.627 min Scan# 5144
Delta R.T. 0.006 min
Lab File: 7W00099.D
Acq: 30 Nov 2022 2:44 pm

Tgt Ion:118 Resp: 307380

Ion	Ratio	Lower	Upper
118	100		
117	85.7	69.3	103.9
103	56.6	43.8	65.6

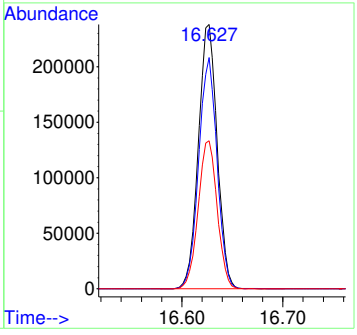

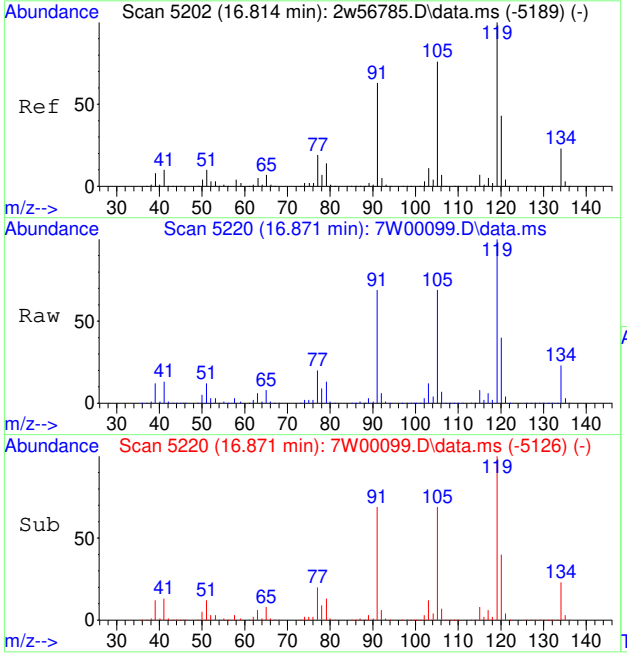

#95
TERT-BUTYLBENZENE
Concen: 12.60 PPBV
RT: 16.871 min Scan# 5220
Delta R.T. 0.003 min
Lab File: 7W00099.D
Acq: 30 Nov 2022 2:44 pm

Tgt Ion:134 Resp: 150277

Ion	Ratio	Lower	Upper
134	100		
119	444.2	355.0	532.4

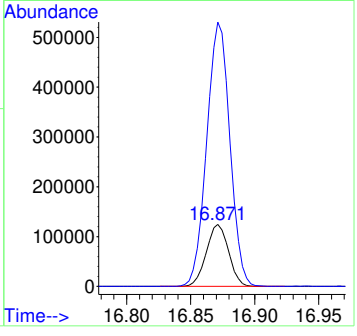

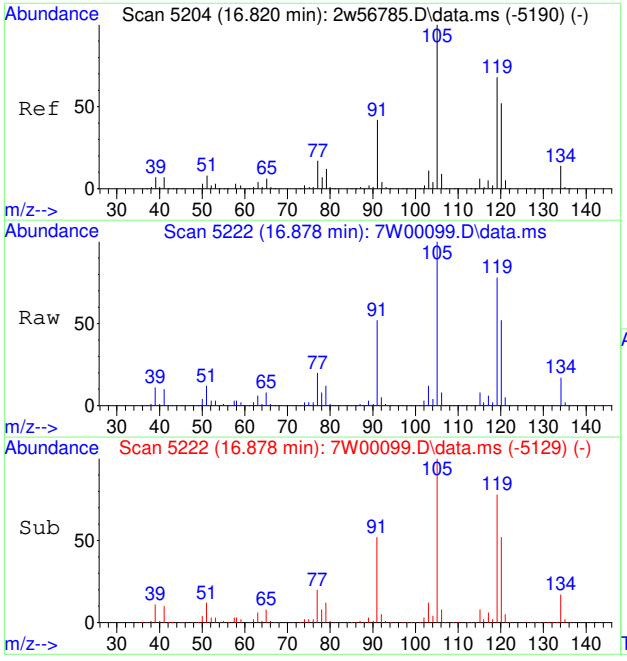

#96
1,2,4-TRIMETHYLBENZENE
Concen: 13.35 PPBV
RT: 16.878 min Scan# 5222
Delta R.T. -0.000 min
Lab File: 7W00099.D
Acq: 30 Nov 2022 2:44 pm

Tgt Ion:105 Resp: 625414

Ion	Ratio	Lower	Upper
105	100		
120	56.3	45.4	68.2
119	106.8	90.6	135.8

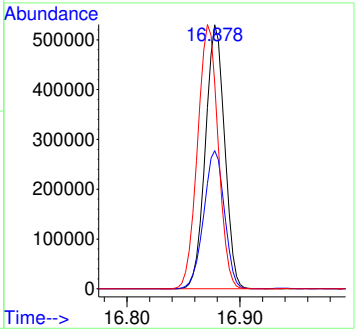

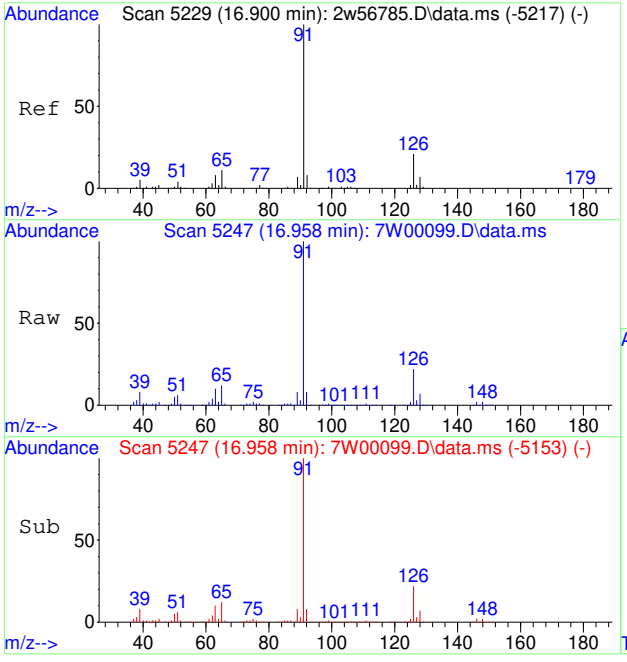

#97
BENZYL CHLORIDE
Concen: 27.32 PPBV
RT: 16.958 min Scan# 5247
Delta R.T. 0.003 min
Lab File: 7W00099.D
Acq: 30 Nov 2022 2:44 pm

Tgt Ion: 91 Resp: 495996

Ion	Ratio	Lower	Upper
91	100		
126	21.6	17.2	25.8
65	11.4	8.5	12.7

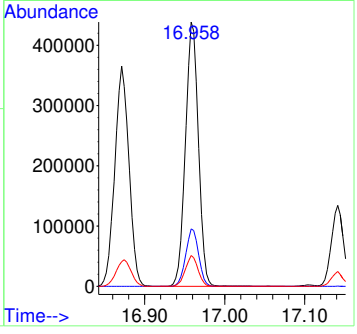

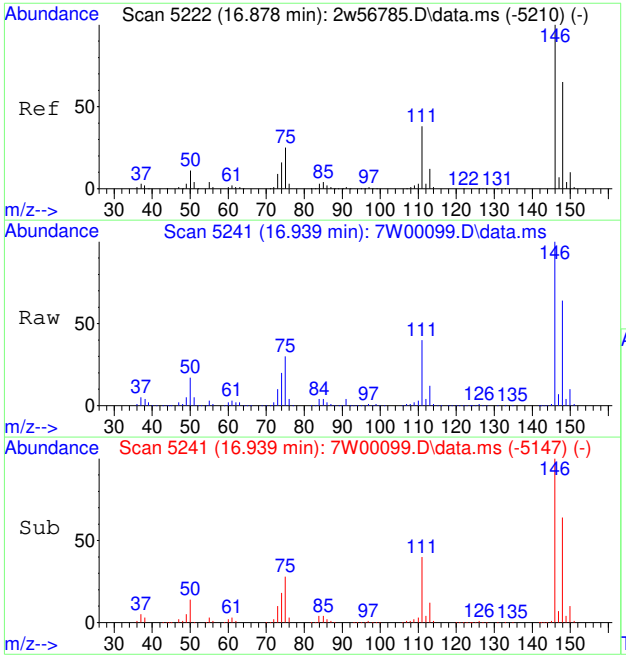

#98
M-DICHLOROBENZENE
Concen: 14.52 PPBV
RT: 16.939 min Scan# 5241
Delta R.T. 0.003 min
Lab File: 7W00099.D
Acq: 30 Nov 2022 2:44 pm

Tgt Ion:146 Resp: 414997

Ion	Ratio	Lower	Upper
146	100		
148	63.1	51.0	76.6
111	39.6	30.6	45.8

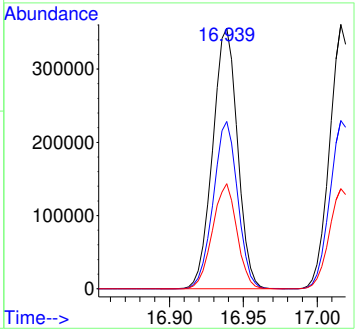

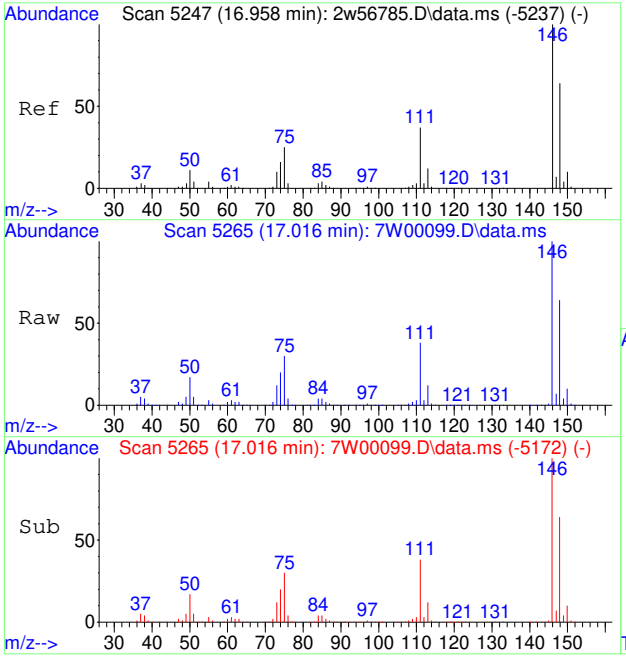

#99
P-DICHLOROBENZENE
Concen: 14.62 PPBV
RT: 17.016 min Scan# 5265
Delta R.T. -0.000 min
Lab File: 7W00099.D
Acq: 30 Nov 2022 2:44 pm

Tgt Ion:146 Resp: 413848

Ion	Ratio	Lower	Upper
146	100		
148	64.1	51.0	76.6
111	38.1	29.4	44.0

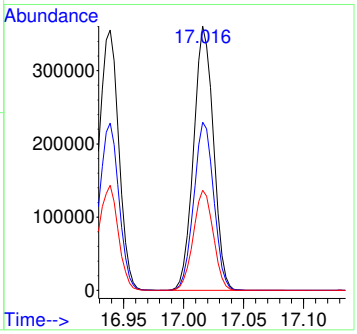

7.7.28

7

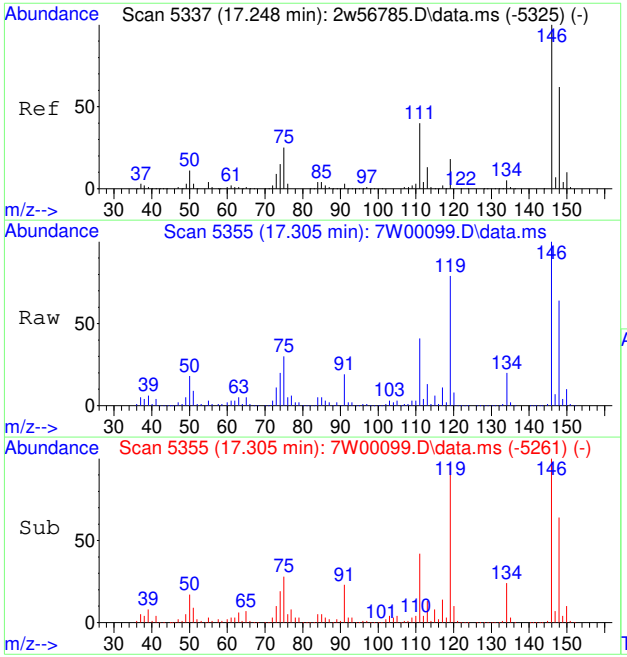

#100
O-DICHLOROBENZENE
Concen: 14.86 PPBV
RT: 17.305 min Scan# 5355
Delta R.T. 0.003 min
Lab File: 7W00099.D
Acq: 30 Nov 2022 2:44 pm

Tgt Ion:146 Resp: 406543

Ion	Ratio	Lower	Upper
146	100		
148	63.8	51.0	76.4
111	41.0	31.8	47.6

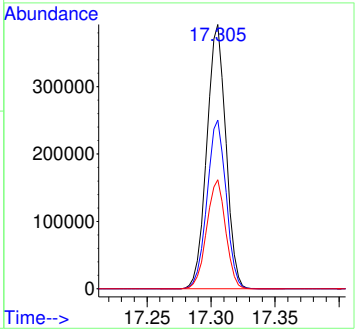

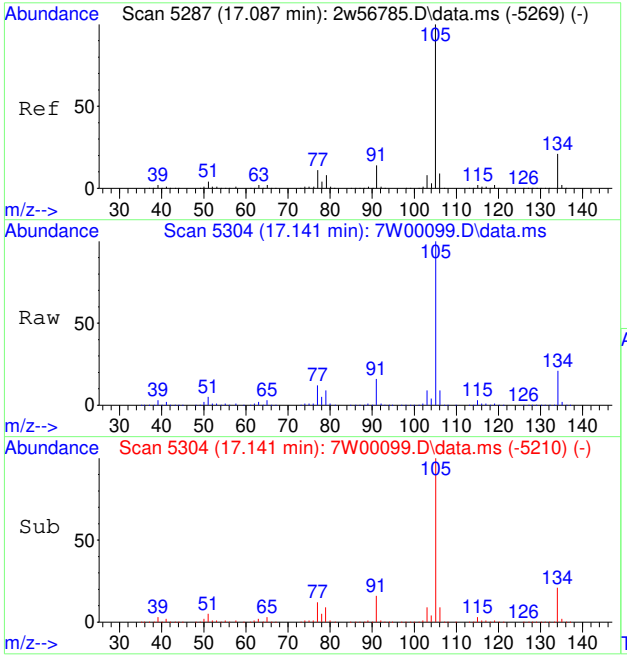

#101
SEC-BUTYLBENZENE
Concen: 13.60 PPBV
RT: 17.141 min Scan# 5304
Delta R.T. 0.003 min
Lab File: 7W00099.D
Acq: 30 Nov 2022 2:44 pm

Tgt Ion:134 Resp: 192717

Ion	Ratio	Lower	Upper
134	100		
105	474.2	396.9	595.3

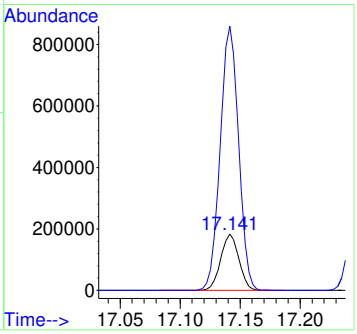

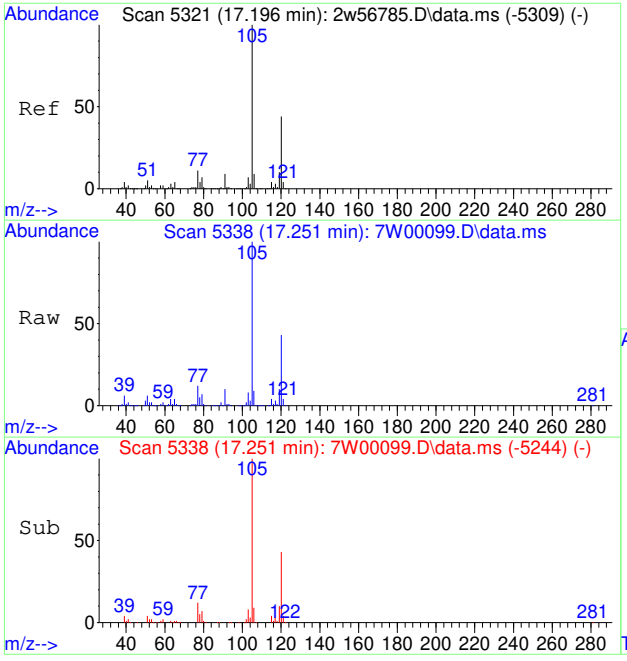

#102
1,2,3-TRIMETHYLBENZENE
Concen: 13.78 PPBV
RT: 17.251 min Scan# 5338
Delta R.T. 0.003 min
Lab File: 7W00099.D
Acq: 30 Nov 2022 2:44 pm

Tgt Ion:105 Resp: 610715

Ion	Ratio	Lower	Upper
105	100		
120	44.1	35.0	52.6
91	10.6	7.3	10.9

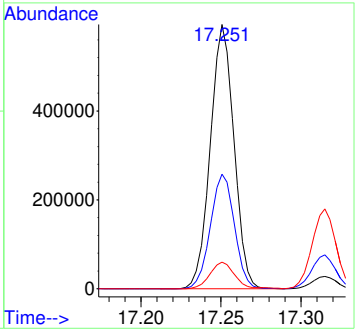

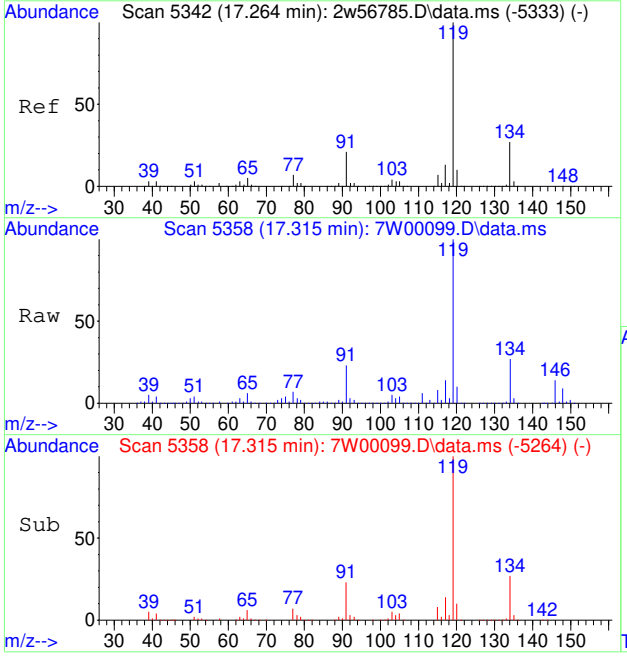

#103
P-ISOPROPYLTOLUENE
Concen: 14.69 PPBV
RT: 17.315 min Scan# 5358
Delta R.T. 0.003 min
Lab File: 7W00099.D
Acq: 30 Nov 2022 2:44 pm

Tgt Ion:134 Resp: 216882

Ion	Ratio	Lower	Upper
134	100		
119	368.7	302.5	453.7

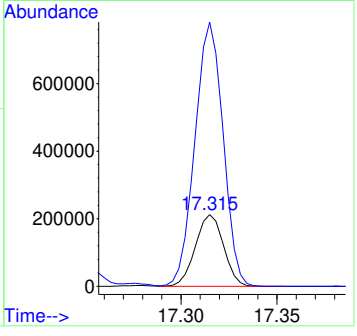

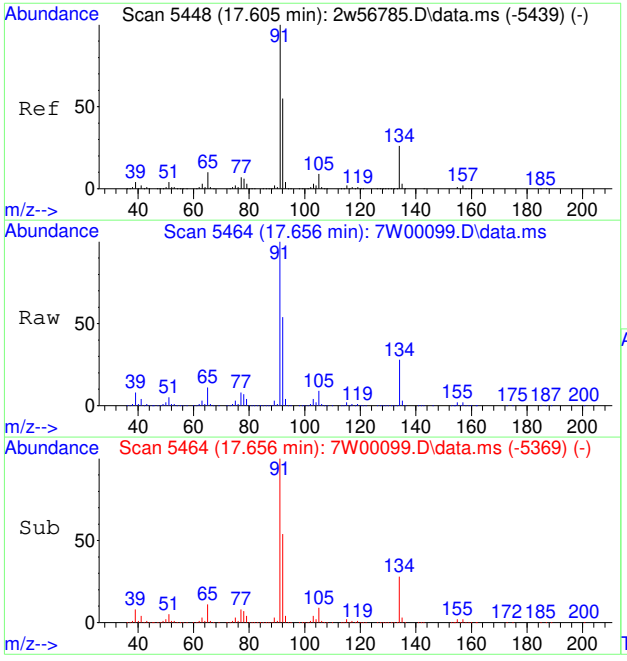

#104
N-BUTYLBENZENE
Concen: 15.26 PPBV
RT: 17.656 min Scan# 5464
Delta R.T. 0.006 min
Lab File: 7W00099.D
Acq: 30 Nov 2022 2:44 pm

Tgt Ion:134 Resp: 209186

Ion	Ratio	Lower	Upper
134	100		
91	360.2	296.4	444.6

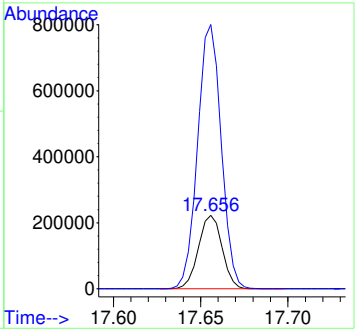

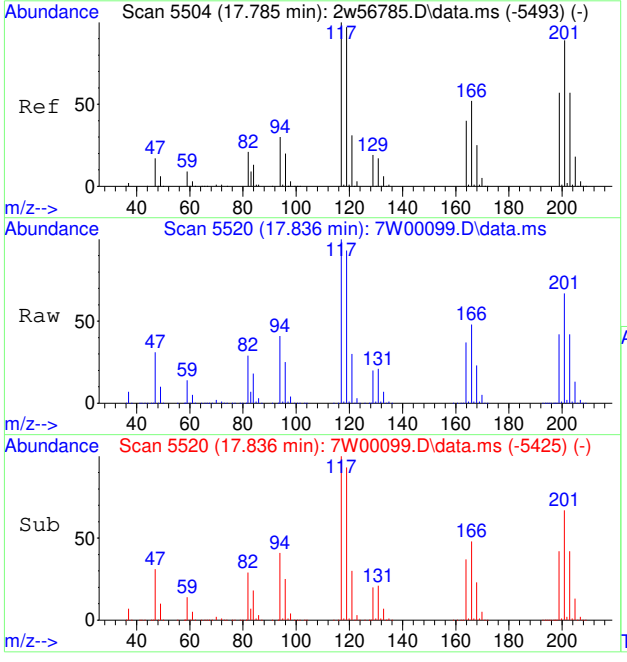

#105
HEXACHLOROETHANE
Concen: 14.54 PPBV
RT: 17.836 min Scan# 5520
Delta R.T. 0.006 min
Lab File: 7W00099.D
Acq: 30 Nov 2022 2:44 pm

Tgt Ion:117 Resp: 259077

Ion	Ratio	Lower	Upper
117	100		
119	95.7	76.4	114.6
201	68.4	70.2	105.4#

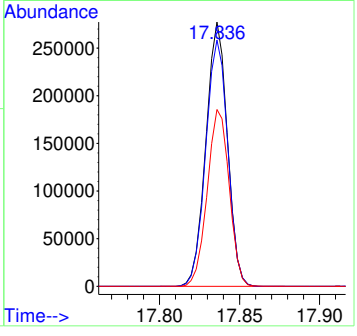

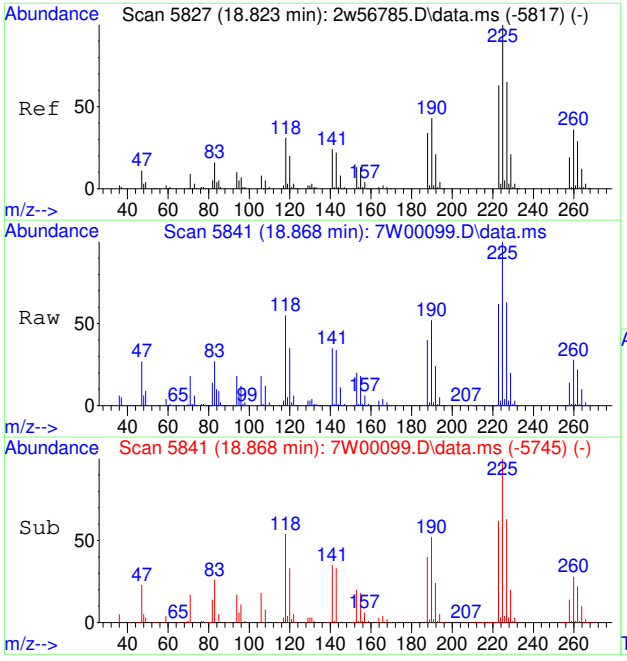

#106
HEXACHLOROBUTADIENE
Concen: 15.22 PPBV
RT: 18.868 min Scan# 5841
Delta R.T. 0.010 min
Lab File: 7W00099.D
Acq: 30 Nov 2022 2:44 pm

Tgt Ion:225 Resp: 318953

Ion	Ratio	Lower	Upper
225	100		
227	62.9	51.4	77.0
223	62.5	50.1	75.1

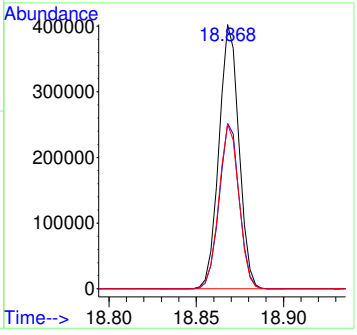

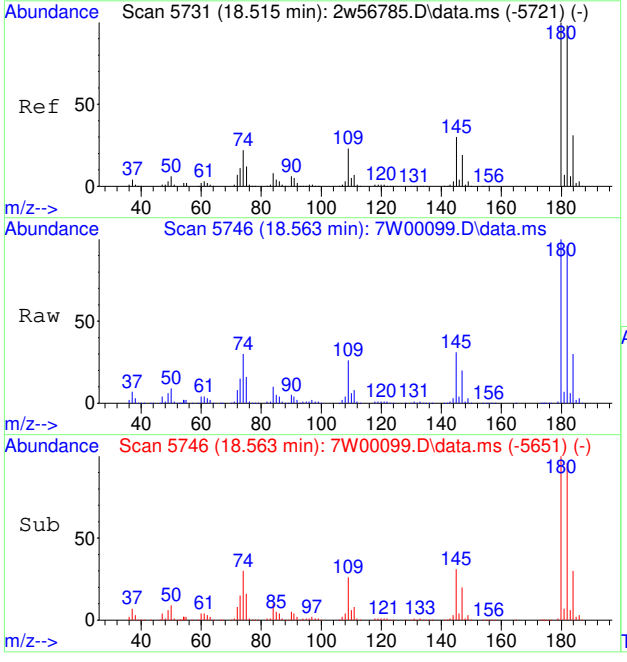

#107
1,2,4-TRICHLOROBENZENE
Concen: 22.08 PPBV
RT: 18.563 min Scan# 5746
Delta R.T. 0.006 min
Lab File: 7W00099.D
Acq: 30 Nov 2022 2:44 pm

Tgt Ion:180 Resp: 389156

Ion	Ratio	Lower	Upper
180	100		
182	95.1	77.0	115.4
145	31.3	23.3	34.9

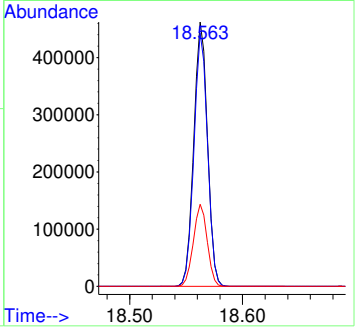

7.7.28

7

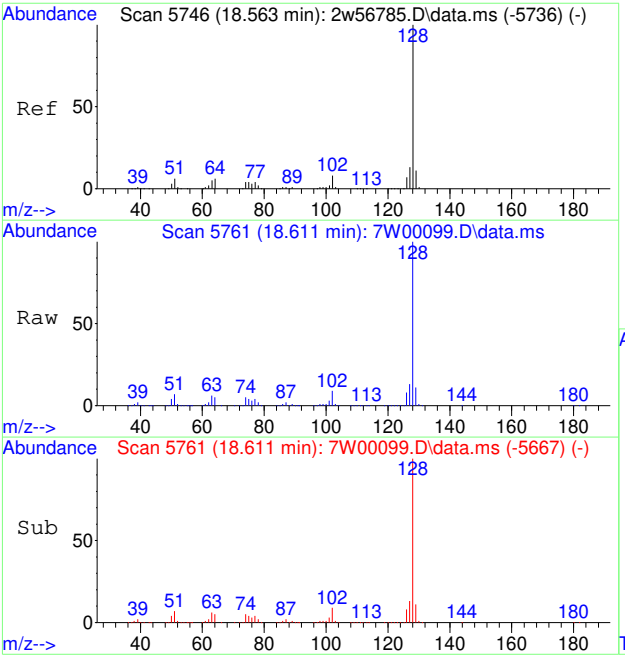

#108
NAPHTHALENE
Concen: 23.59 PPBV
RT: 18.611 min Scan# 5761
Delta R.T. 0.003 min
Lab File: 7W00099.D
Acq: 30 Nov 2022 2:44 pm

Tgt Ion:128 Resp: 1035859

Ion	Ratio	Lower	Upper
128	100		
129	10.9	8.8	13.2
127	12.9	10.2	15.2

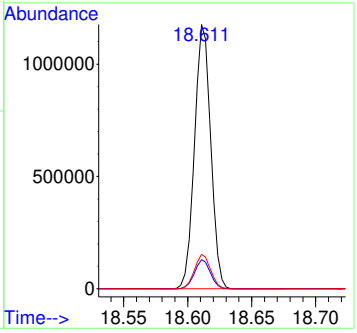

7.7.28

7

Quantitation Report (QT Reviewed)

Data Path : C:\msdchem\1\data\
Data File : 7W00100.D
Acq On : 30 Nov 2022 3:16 pm
Operator : thomash
Sample : IC0005-20
Misc : MS61038,V7W0005,,,,,1
ALS Vial : 2 Sample Multiplier: 1

Quant Time: Dec 07 13:29:33 2022
Quant Method : C:\msdchem\1\methods\M7W0005.M
Quant Title : TO15 by GCMS w/DB-1, 30m X 0.25mm ID X 0.5 um
QLast Update : Wed Dec 07 13:29:17 2022
Response via : Initial Calibration

Compound	R.T.	QIon	Response	Conc	Units	Dev(Min)
Internal Standards						
1) BROMOCHLOROMETHANE	3.566	128	80741	10.00	PPBV	0.00
52) 1,4-DIFLUOROBENZENE	4.952	114	404758	10.00	PPBV	0.00
76) CHLOROBENZENE-D5	10.788	117	380384	10.00	PPBV	0.00
System Monitoring Compounds						
87) 4-BROMOFLUOROBENZENE	14.215	95	255789	9.18	PPBV	0.00
Target Compounds						Qvalue
3) FREON 152A	1.801	65	103691	13.50	PPBV #	86
4) CHLORODIFLUOROMETHANE	1.817	67	52275	13.61	PPBV	98
5) CHLOROTRIFLUOROETHENE	1.830	116	288046	15.29	PPBV #	99
6) DICHLORODIFLUOROMETHANE	1.846	85	853231	19.84	PPBV #	95
7) PROPYLENE	1.827	41	124846	11.14	PPBV	96
8) 1-CHLORO-1,1-DIFLUOROE...	1.888	65	632930	22.13	PPBV #	92
9) FREON 114	1.926	85	761125	19.94	PPBV	100
10) CHLOROMETHANE	1.894	52	68567	15.53	PPBV	95
11) VINYL CHLORIDE	1.965	62	249593	17.54	PPBV	100
12) 1,3-BUTADIENE	2.007	54	192843	16.79	PPBV #	80
13) N-BUTANE	2.026	43	349808	16.13	PPBV #	96
14) BROMOMETHANE	2.090	94	241298	20.24	PPBV	99
15) CHLOROETHANE	2.145	64	127948	17.83	PPBV	97
16) DICHLOROFLUOROMETHANE	2.174	67	573969	20.43	PPBV #	97
17) ACETONITRILE	2.248	41	200364	15.84	PPBV	99
18) ACROLEIN	2.293	56	109962	23.63	PPBV	100
19) FREON 123	2.309	83	599630	20.86	PPBV #	94
20) FREON 123A	2.328	117	370288	23.13	PPBV	99
21) TRICHLOROFLUOROMETHANE	2.399	101	788157	24.90	PPBV	100
22) ISOPROPYL ALCOHOL	2.415	45	498064	15.51	PPBV	96
23) ACETONE	2.335	58	127533	16.40	PPBV #	58
24) PENTANE	2.518	42	272649	18.34	PPBV	93
25) IODOMETHANE	2.579	142	788354	27.42	PPBV #	80
26) 1,1-DICHLOROETHYLENE	2.605	96	291702	24.85	PPBV #	74
27) CARBON DISULFIDE	2.746	76	896281	26.13	PPBV #	92
28) ETHANOL	2.177	45	101278	13.77	PPBV #	97
29) BROMOETHENE	2.257	106	253089	21.44	PPBV #	98
30) ACRYLONITRILE	2.486	52	184495	18.44	PPBV	98
31) METHYLENE CHLORIDE	2.643	84	263094	22.35	PPBV #	77
32) 3-CHLOROPROPENE	2.688	76	143141	26.62	PPBV #	42
33) FREON 113	2.746	151	516755	26.70	PPBV	90
34) TRANS-1,2-DICHLOROETHENE	2.997	96	231285	19.75	PPBV	99
35) TERTIARY BUTYL ALCOHOL	2.618	59	694884	24.53	PPBV #	76
36) METHYL TERTIARY BUTYL ...	3.119	73	636493	18.85	PPBV #	97
37) TETRAHYDROFURAN	3.875	72	112603	21.17	PPBV	90
38) HEXANE	3.624	57	356236	16.58	PPBV #	84
39) VINYL ACETATE	3.158	86	68967	35.36	PPBV	83
40) 1,1-DICHLOROETHANE	3.081	63	369874	16.66	PPBV	99
41) METHYL ETHYL KETONE	3.264	72	115281	19.39	PPBV	80
42) CIS-1,2-DICHLOROETHENE	3.483	96	246284	21.27	PPBV	97
43) DIISOPROPYL ETHER	3.627	59	107700	17.38	PPBV	88
44) ETHYL ACETATE	3.630	61	76055	17.99	PPBV	69
45) METHYL ACRYLATE	3.618	55	439851	16.39	PPBV #	98
46) CHLOROFORM	3.647	83	496465	20.15	PPBV #	95
47) 2,4-DIMETHYLPENTANE	4.183	57	405006	16.24	PPBV	99
48) 1,1,1-TRICHLOROETHANE	4.270	97	511346	21.37	PPBV	99
49) CARBON TETRACHLORIDE	4.727	117	561779	21.66	PPBV	99
50) 1,2-DICHLOROETHANE	4.093	62	316128	17.66	PPBV #	98
51) BENZENE	4.608	78	702137	20.03	PPBV	94

Quantitation Report (QT Reviewed)

Data Path : C:\msdchem\1\data\
Data File : 7W00100.D
Acq On : 30 Nov 2022 3:16 pm
Operator : thomash
Sample : IC0005-20
Misc : MS61038,V7W0005,,,,,1
ALS Vial : 2 Sample Multiplier: 1

Quant Time: Dec 07 13:29:33 2022
Quant Method : C:\msdchem\1\methods\M7W0005.M
Quant Title : TO15 by GCMS w/DB-1, 30m X 0.25mm ID X 0.5 um
QLast Update : Wed Dec 07 13:29:17 2022
Response via : Initial Calibration

	Compound	R.T.	QIon	Response	Conc Units		Dev(Min)
53)	CYCLOHEXANE	4.833	84	309324	23.10 PPBV		99
54)	2,3-DIMETHYLPENTANE	5.103	71	158884	21.52 PPBV		92
55)	TRICHLOROETHENE	5.569	95	333710	20.53 PPBV		99
56)	1,2-DICHLOROPROPANE	5.318	63	258451	19.73 PPBV	#	92
57)	DIBROMOMETHANE	5.280	174	294315	20.06 PPBV		86
58)	ETHYL ACRYLATE	5.441	55	542322	19.72 PPBV		100
59)	BROMODICHLOROMETHANE	5.511	83	549282	22.27 PPBV		98
60)	2,2,4-TRIMETHYLPENTANE	5.669	57	1095270	18.82 PPBV		100
61)	1,4-DIOXANE	5.579	88	174225	22.32 PPBV	#	96
62)	HEPTANE	6.007	43	373237	17.67 PPBV		93
63)	METHYL METHACRYLATE	5.891	69	278231	23.00 PPBV	#	85
64)	METHYL ISOBUTYL KETONE	6.669	58	224996	20.16 PPBV		84
65)	CIS-1,3-DICHLOROPROPENE	6.560	75	422749	24.41 PPBV	#	85
66)	TOLUENE	7.830	91	911736	22.33 PPBV		99
67)	1,3-DICHLOROPROPANE	7.884	76	446553	22.15 PPBV		99
68)	TRANS-1,3-DICHLOROPROPENE	7.267	75	403605	26.48 PPBV	#	87
69)	1,1,2-TRICHLOROETHANE	7.441	83	262208	21.85 PPBV		97
70)	2-HEXANONE	8.415	58	318500	21.18 PPBV		82
71)	ETHYL METHACRYLATE	8.547	69	463096	22.57 PPBV	#	88
72)	TETRACHLOROETHENE	9.627	164	339846	20.86 PPBV		91
73)	DIBROMOCHLOROMETHANE	8.386	129	593043	23.48 PPBV		99
74)	1,2-DIBROMOETHANE	8.746	107	524874	23.79 PPBV		99
75)	OCTANE	9.765	43	531690	18.38 PPBV		93
77)	1,1,1,2-TETRACHLOROETHANE	10.881	131	423657	22.40 PPBV		98
78)	CHLOROBENZENE	10.868	112	762776	22.48 PPBV		99
79)	ETHYLBENZENE	11.772	91	1235564	22.69 PPBV		99
80)	M,P-XYLENE	12.212	91	1932114	47.16 PPBV	#	66
81)	O-XYLENE	13.167	91	984351	23.47 PPBV		97
82)	STYRENE	12.945	104	769730	25.09 PPBV		98
83)	NONANE	14.286	43	573944	18.42 PPBV		88
84)	BROMOFORM	12.026	173	546340	22.61 PPBV	#	97
85)	1,1,2,2-TETRACHLOROETHANE	13.173	83	732110	26.55 PPBV		97
86)	1,2,3-TRICHLOROPROPANE	13.460	75	548041	23.53 PPBV	#	100
88)	ISOPROPYLBENZENE	14.701	120	397754	24.10 PPBV		95
89)	BROMOBENZENE	14.575	77	678481	23.04 PPBV		99
90)	2-CHLOROTOLUENE	15.723	126	363595	25.77 PPBV		99
91)	N-PROPYLBENZENE	16.035	120	420654	25.85 PPBV		99
92)	4-ETHYLTOLUENE	16.312	105	1510062	25.31 PPBV		98
93)	1,3,5-TRIMETHYLBENZENE	16.447	105	1256624	25.19 PPBV		99
94)	ALPHA-METHYLSTYRENE	16.627	118	667249	27.37 PPBV		98
95)	TERT-BUTYLBENZENE	16.874	134	330310	25.93 PPBV		99
96)	1,2,4-TRIMETHYLBENZENE	16.881	105	1359573	27.16 PPBV		96
97)	BENZYL CHLORIDE	16.961	91	1133470	58.46 PPBV		98
98)	M-DICHLOROBENZENE	16.939	146	891164	29.19 PPBV		99
99)	P-DICHLOROBENZENE	17.019	146	898406	29.72 PPBV		99
100)	O-DICHLOROBENZENE	17.305	146	889690	30.45 PPBV		99
101)	SEC-BUTYLBENZENE	17.144	134	411813	27.22 PPBV		90
102)	1,2,3-TRIMETHYLBENZENE	17.254	105	1296084	27.39 PPBV		99
103)	P-ISOPROPYLTOLUENE	17.315	134	472233	29.95 PPBV		95
104)	N-BUTYLBENZENE	17.656	134	455009	31.07 PPBV		92
105)	HEXACHLOROETHANE	17.836	117	571726	30.04 PPBV	#	90
106)	HEXACHLOROBUTADIENE	18.868	225	734731	32.82 PPBV		99
107)	1,2,4-TRICHLOROBENZENE	18.562	180	898567	47.73 PPBV		98
108)	NAPHTHALENE	18.611	128	2310411	49.25 PPBV		100

(#) = qualifier out of range (m) = manual integration (+) = signals summed

Quantitation Report (QT Reviewed)

Data Path : C:\msdchem\1\data\
Data File : 7W00100.D
Acq On : 30 Nov 2022 3:16 pm
Operator : thomash
Sample : IC0005-20
Misc : MS61038,V7W0005,,,,,1
ALS Vial : 2 Sample Multiplier: 1

Quant Time: Dec 07 13:29:33 2022
Quant Method : C:\msdchem\1\methods\M7W0005.M
Quant Title : TO15 by GCMS w/DB-1, 30m X 0.25mm ID X 0.5 um
QLast Update : Wed Dec 07 13:29:17 2022
Response via : Initial Calibration

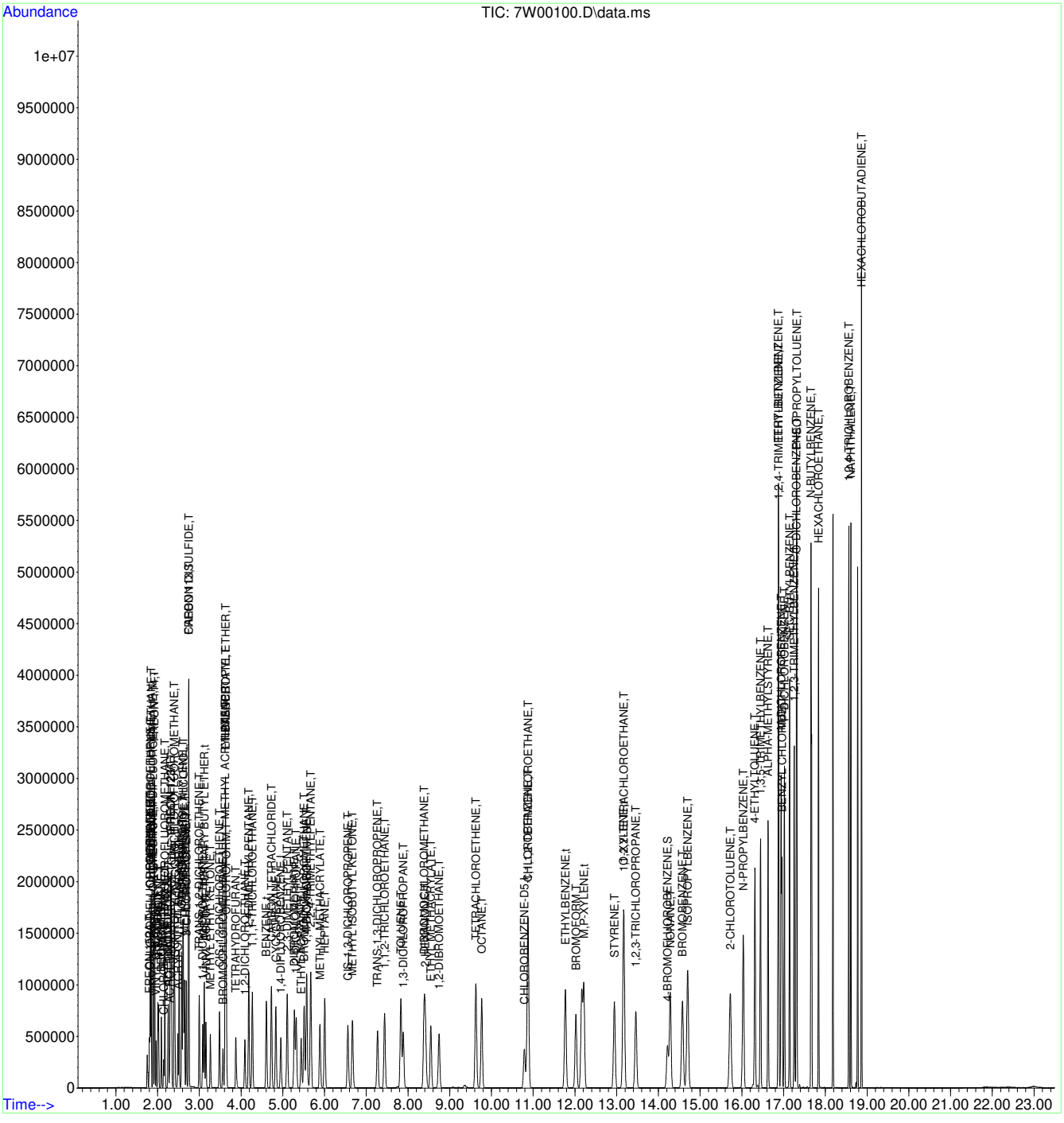

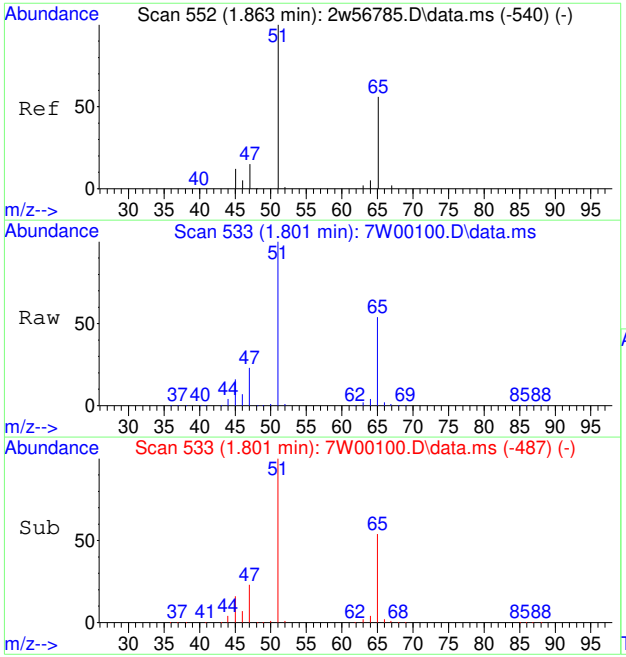

#3
FREON 152A
Concen: 13.50 PPBV
RT: 1.801 min Scan# 533
Delta R.T. -0.003 min
Lab File: 7W00100.D
Acq: 30 Nov 2022 3:16 pm

Tgt Ion: 65 Resp: 103691

Ion	Ratio	Lower	Upper
65	100		
45	29.6	18.3	27.5#

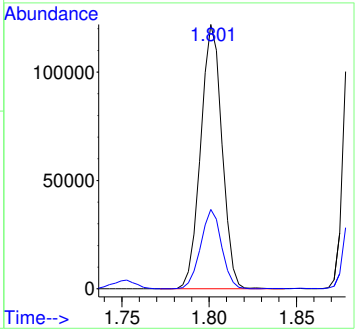

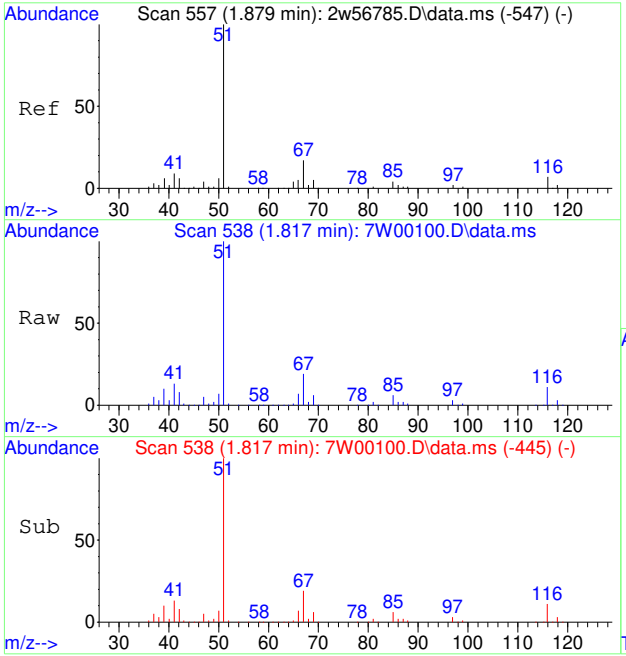

#4
CHLORODIFLUOROMETHANE
Concen: 13.61 PPBV
RT: 1.817 min Scan# 538
Delta R.T. -0.000 min
Lab File: 7W00100.D
Acq: 30 Nov 2022 3:16 pm

Tgt Ion: 67 Resp: 52275

Ion	Ratio	Lower	Upper
67	100		
69	34.7	28.8	43.2

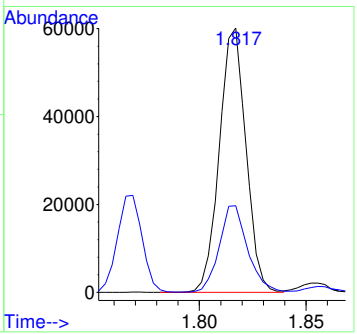

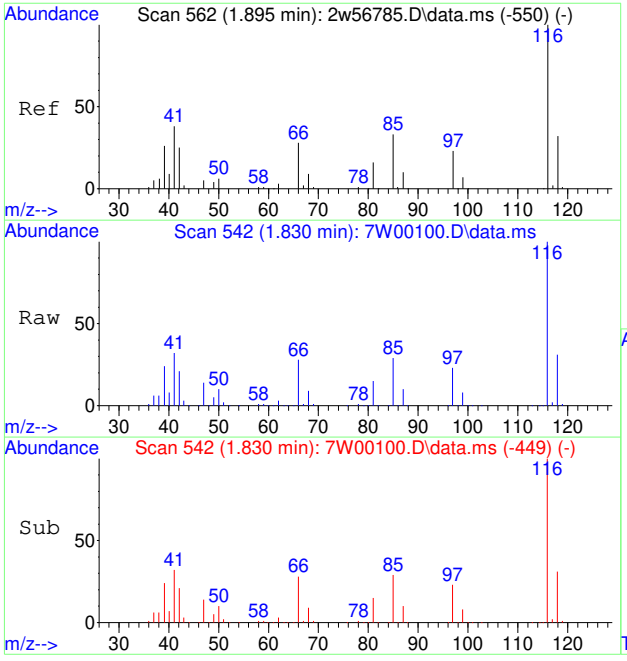

#5
CHLOROTRIFLUOROETHENE
Concen: 15.29 PPBV
RT: 1.830 min Scan# 542
Delta R.T. -0.000 min
Lab File: 7W00100.D
Acq: 30 Nov 2022 3:16 pm

Tgt Ion:116 Resp: 288046

Ion	Ratio	Lower	Upper
116	100		
118	31.9	26.1	39.1
85	296.2	0.0	0.0#

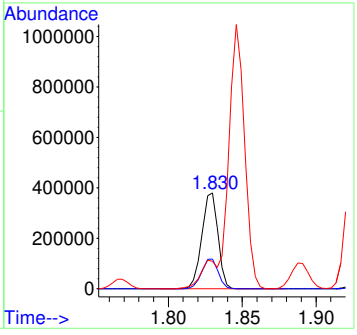

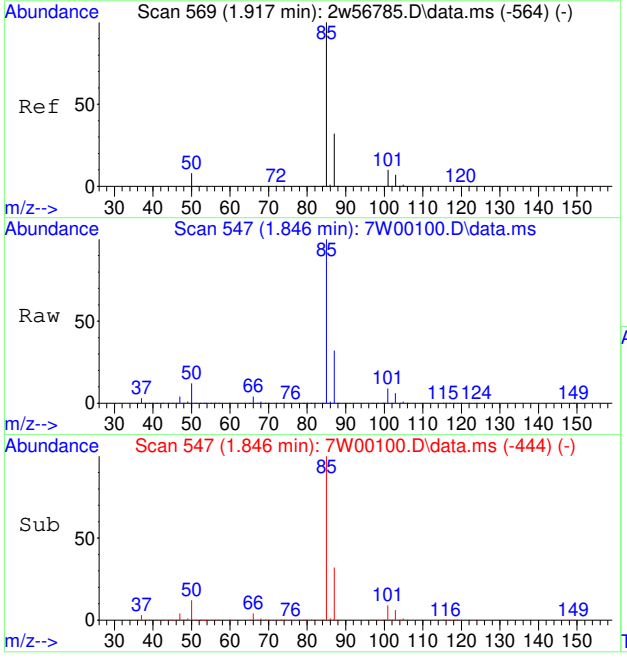

#6
DICHLORODIFLUOROMETHANE
Concen: 19.84 PPBV
RT: 1.846 min Scan# 547
Delta R.T. -0.000 min
Lab File: 7W00100.D
Acq: 30 Nov 2022 3:16 pm

Tgt Ion: 85 Resp: 853231

Ion	Ratio	Lower	Upper
85	100		
87	32.3	25.8	38.6
50	16.6	7.4	11.2#

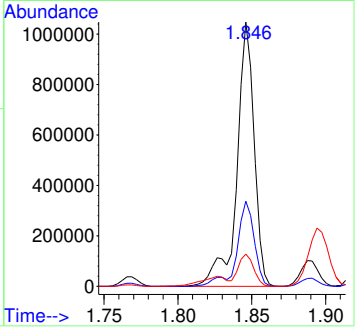

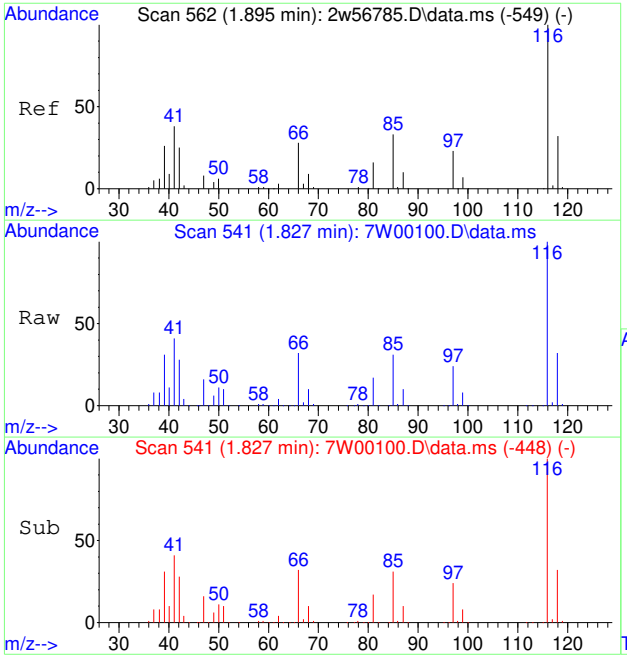

#7
PROPYLENE
Concen: 11.14 PPBV
RT: 1.827 min Scan# 541
Delta R.T. -0.000 min
Lab File: 7W00100.D
Acq: 30 Nov 2022 3:16 pm

Tgt Ion: 41 Resp: 124846

Ion	Ratio	Lower	Upper
41	100		
39	74.1	54.6	81.8
42	67.0	53.8	80.6

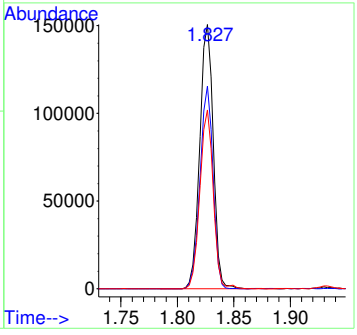

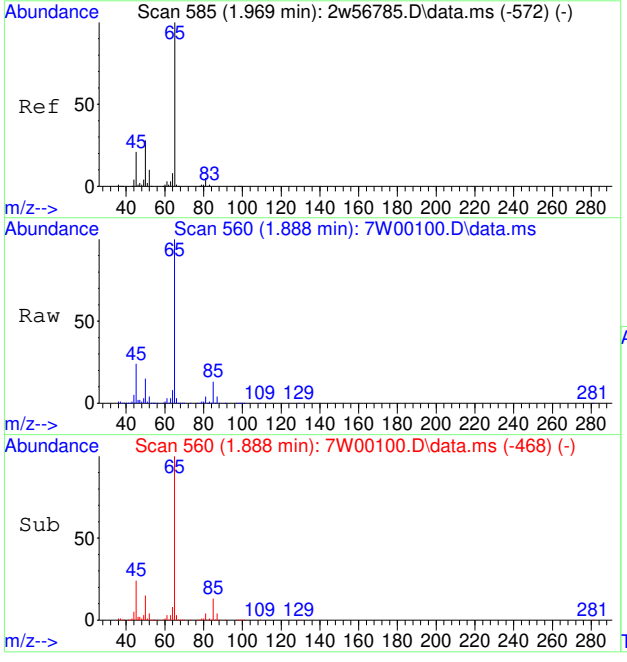

#8
1-CHLORO-1,1-DIFLUOROETHANE
Concen: 22.13 PPBV
RT: 1.888 min Scan# 560
Delta R.T. -0.003 min
Lab File: 7W00100.D
Acq: 30 Nov 2022 3:16 pm

Tgt Ion: 65 Resp: 632930

Ion	Ratio	Lower	Upper
65	100		
85	13.6	14.4	21.6#
45	23.7	16.7	25.1

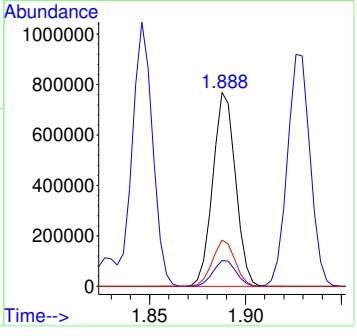

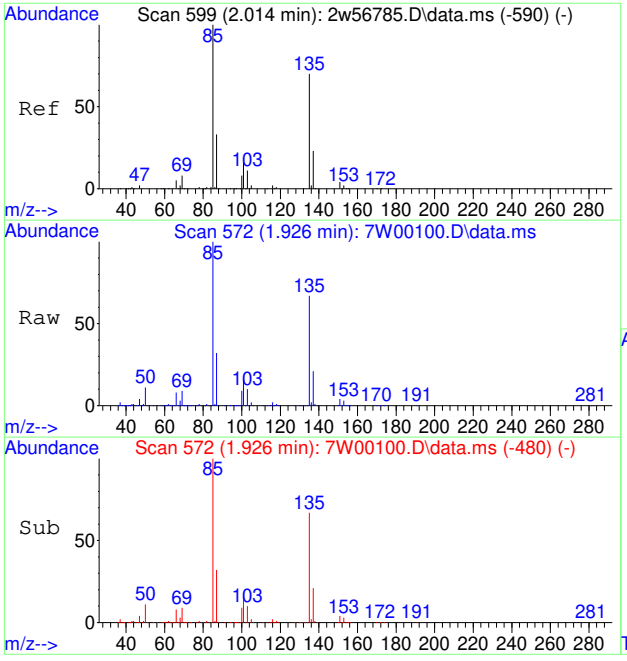

#9
FREON 114
Concen: 19.94 PPBV
RT: 1.926 min Scan# 572
Delta R.T. -0.003 min
Lab File: 7W00100.D
Acq: 30 Nov 2022 3:16 pm

Tgt Ion: 85 Resp: 761125

Ion	Ratio	Lower	Upper
85	100		
135	69.9	55.8	83.8
87	32.3	25.8	38.8

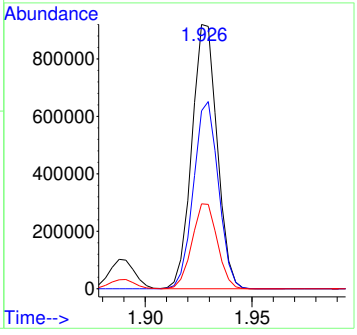

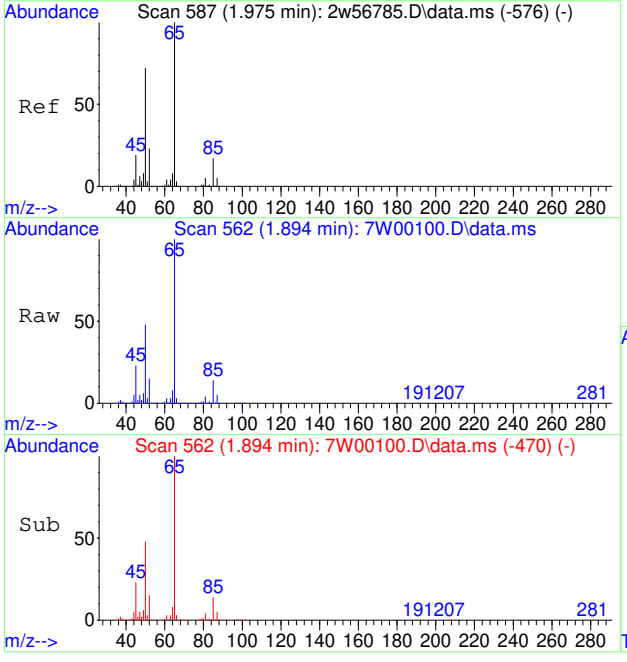

#10
CHLOROMETHANE
Concen: 15.53 PPBV
RT: 1.894 min Scan# 562
Delta R.T. -0.003 min
Lab File: 7W00100.D
Acq: 30 Nov 2022 3:16 pm

Tgt Ion: 52 Resp: 68567

Ion	Ratio	Lower	Upper
52	100		
50	319.8	248.2	372.2

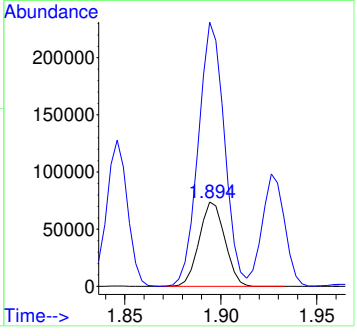

7.7.29

7

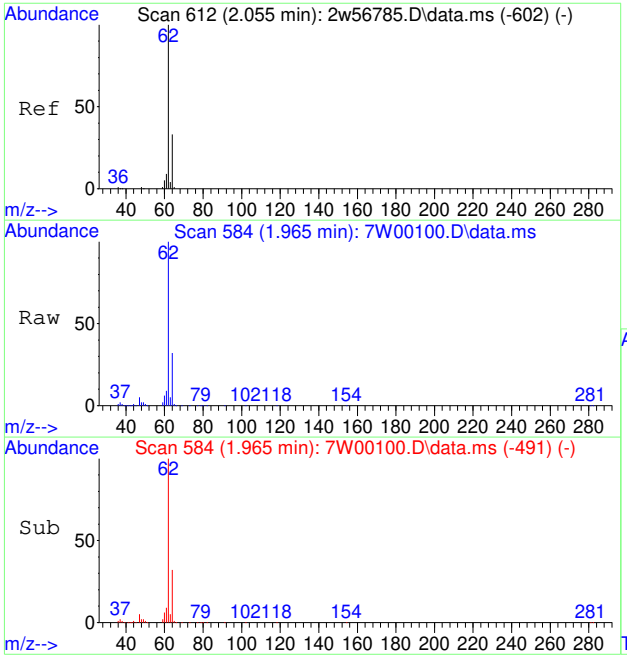

#11
VINYL CHLORIDE
Concen: 17.54 PPBV
RT: 1.965 min Scan# 584
Delta R.T. -0.000 min
Lab File: 7W00100.D
Acq: 30 Nov 2022 3:16 pm

Tgt Ion: 62 Resp: 249593

Ion	Ratio	Lower	Upper
62	100		
64	31.9	25.7	38.5
61	8.4	6.7	10.1

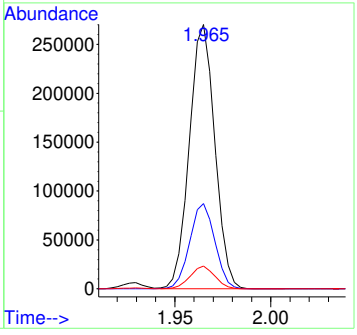

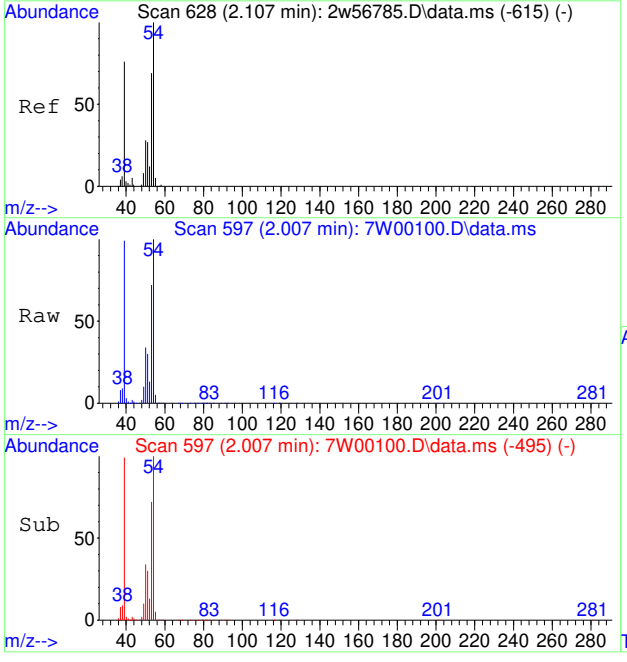

#12
1,3-BUTADIENE
Concen: 16.79 PPBV
RT: 2.007 min Scan# 597
Delta R.T. -0.003 min
Lab File: 7W00100.D
Acq: 30 Nov 2022 3:16 pm

Tgt Ion: 54 Resp: 192843

Ion	Ratio	Lower	Upper
54	100		
39	128.2	75.6	115.6#
53	71.7	49.8	89.8

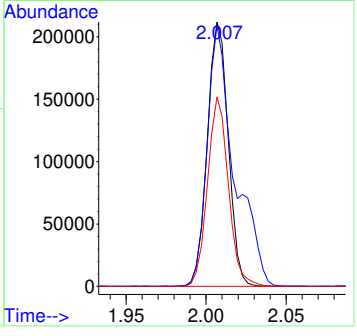

7.7.29

7

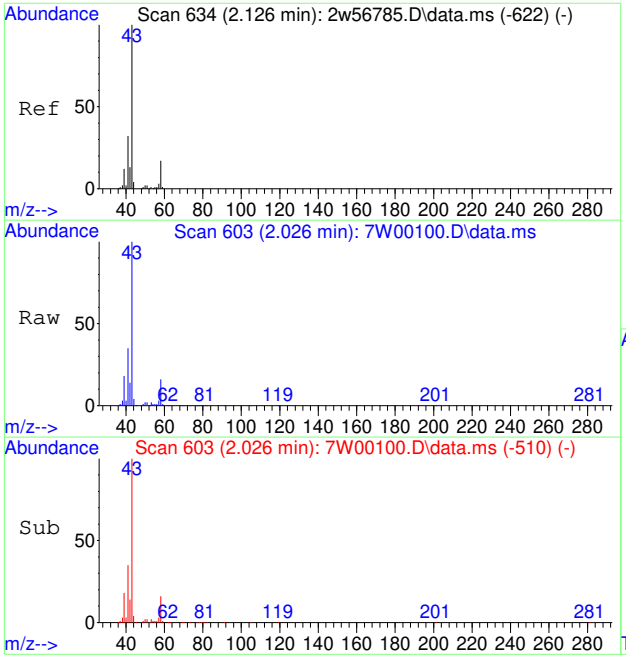

#13
N-BUTANE
Concen: 16.13 PPBV
RT: 2.026 min Scan# 603
Delta R.T. -0.000 min
Lab File: 7W00100.D
Acq: 30 Nov 2022 3:16 pm

Tgt Ion: 43 Resp: 349808

Ion	Ratio	Lower	Upper
43	100		
58	15.7	14.2	21.2
44	4.0	4.2	6.4#

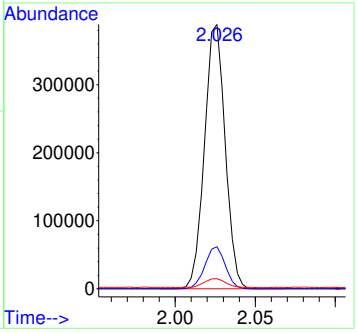

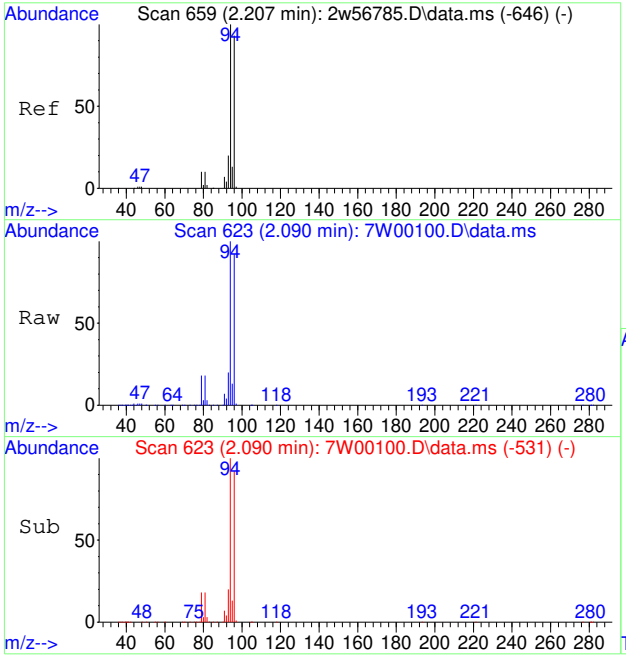

#14
BROMOMETHANE
Concen: 20.24 PPBV
RT: 2.090 min Scan# 623
Delta R.T. -0.003 min
Lab File: 7W00100.D
Acq: 30 Nov 2022 3:16 pm

Tgt Ion: 94 Resp: 241298

Ion	Ratio	Lower	Upper
94	100		
96	93.3	75.4	113.0
95	14.0	11.0	16.4

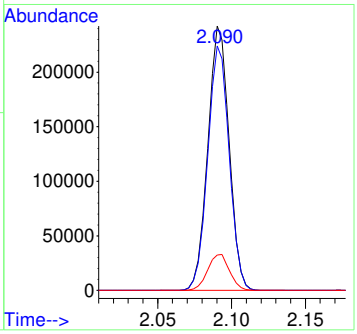

7.7.29

7

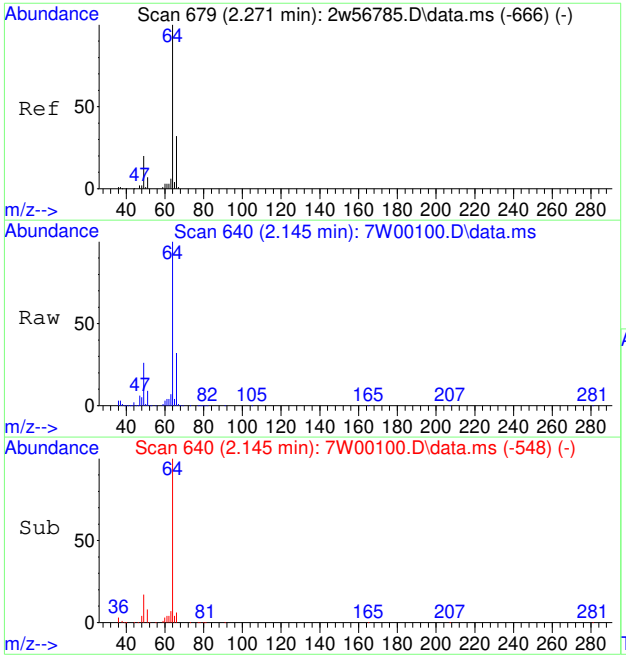

#15
CHLOROETHANE
Concen: 17.83 PPBV
RT: 2.145 min Scan# 640
Delta R.T. -0.003 min
Lab File: 7W00100.D
Acq: 30 Nov 2022 3:16 pm

Tgt Ion: 64 Resp: 127948

Ion	Ratio	Lower	Upper
64	100		
66	33.3	27.1	40.7
49	26.8	23.3	34.9

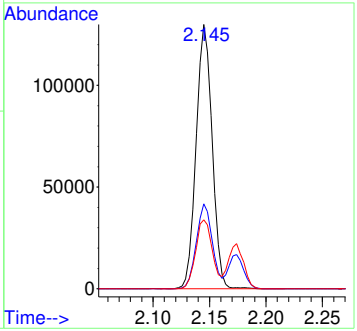

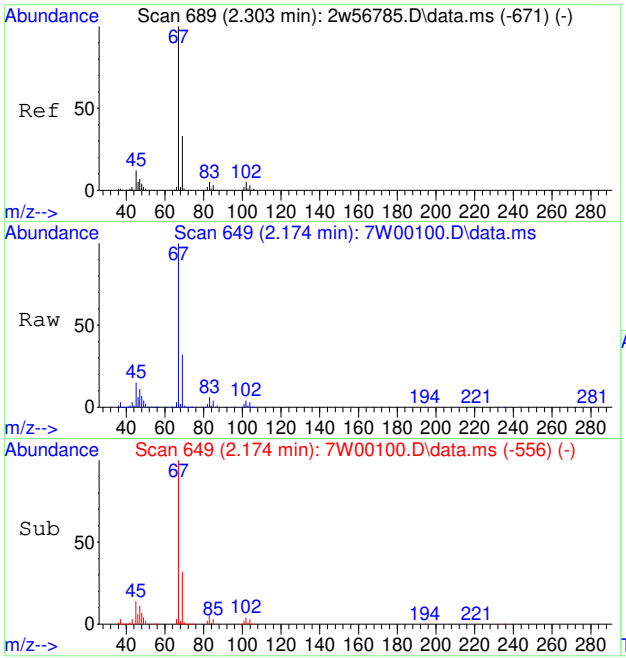

#16
DICHLOROFLUOROMETHANE
Concen: 20.43 PPBV
RT: 2.174 min Scan# 649
Delta R.T. -0.000 min
Lab File: 7W00100.D
Acq: 30 Nov 2022 3:16 pm

Tgt Ion: 67 Resp: 573969

Ion	Ratio	Lower	Upper
67	100		
69	32.5	26.1	39.1
47	12.3	6.2	9.2#

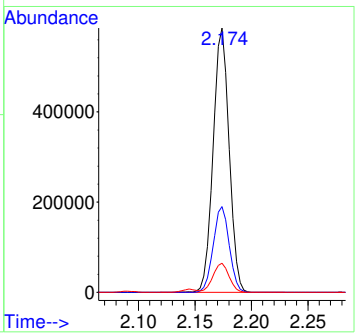

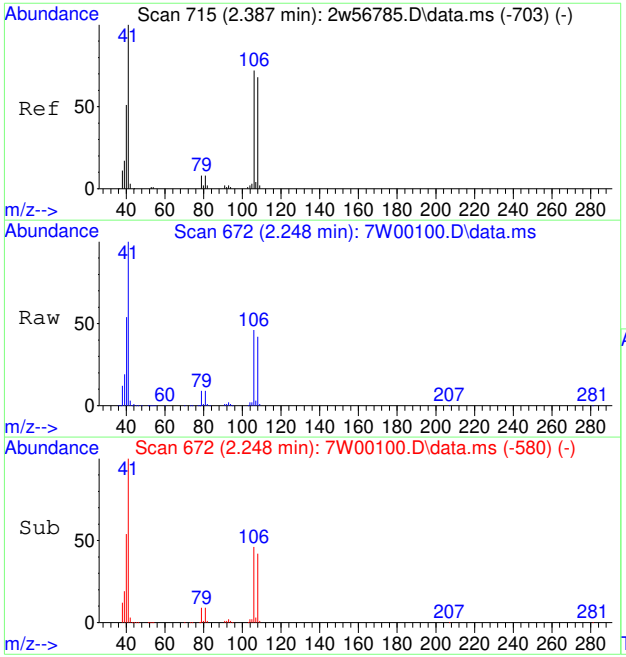

#17
ACETONITRILE
Concen: 15.84 PPBV
RT: 2.248 min Scan# 672
Delta R.T. -0.003 min
Lab File: 7W00100.D
Acq: 30 Nov 2022 3:16 pm

Tgt Ion: 41 Resp: 200364

Ion	Ratio	Lower	Upper
41	100		
40	52.4	41.6	62.4
39	18.7	14.2	21.4

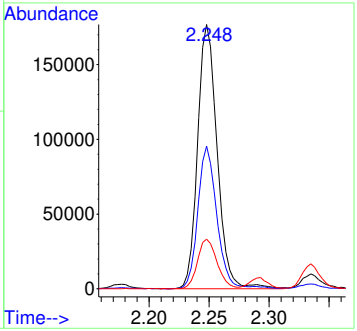

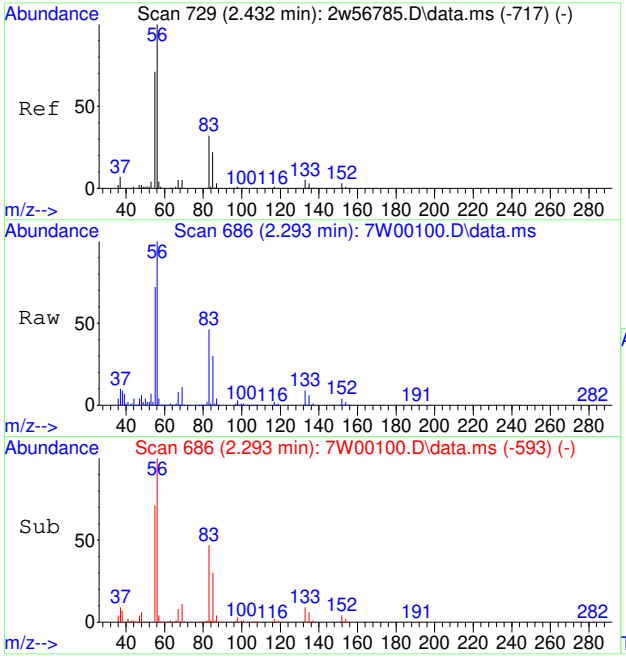

#18
ACROLEIN
Concen: 23.63 PPBV
RT: 2.293 min Scan# 686
Delta R.T. -0.000 min
Lab File: 7W00100.D
Acq: 30 Nov 2022 3:16 pm

Tgt Ion: 56 Resp: 109962

Ion	Ratio	Lower	Upper
56	100		
55	70.3	56.0	84.0

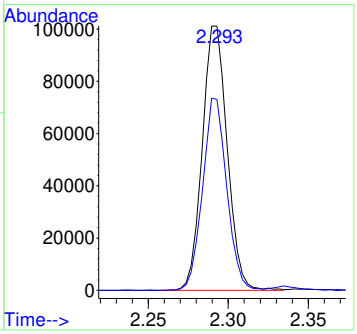

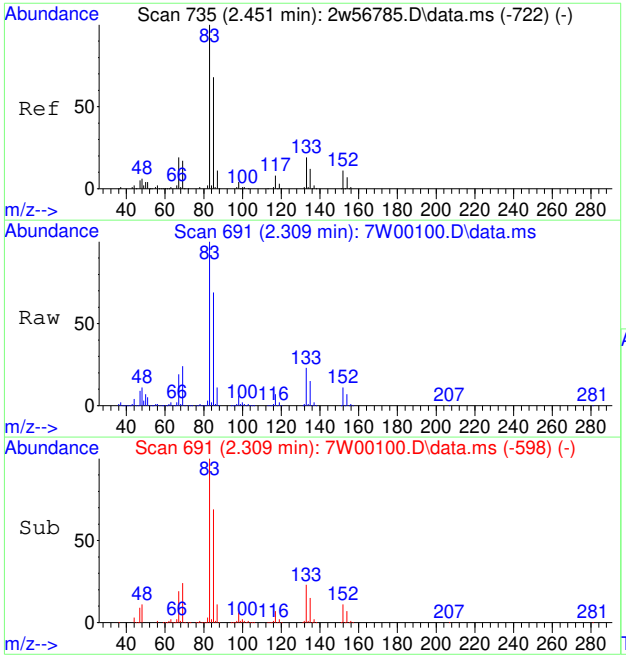

#19
FREON 123
Concen: 20.86 PPBV
RT: 2.309 min Scan# 691
Delta R.T. -0.000 min
Lab File: 7W00100.D
Acq: 30 Nov 2022 3:16 pm

Tgt Ion: 83 Resp: 599630

Ion	Ratio	Lower	Upper
83	100		
85	95.4	72.7	109.1
133	24.2	15.8	23.6#

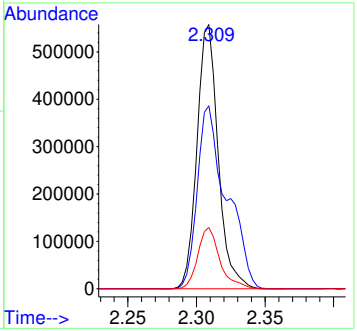

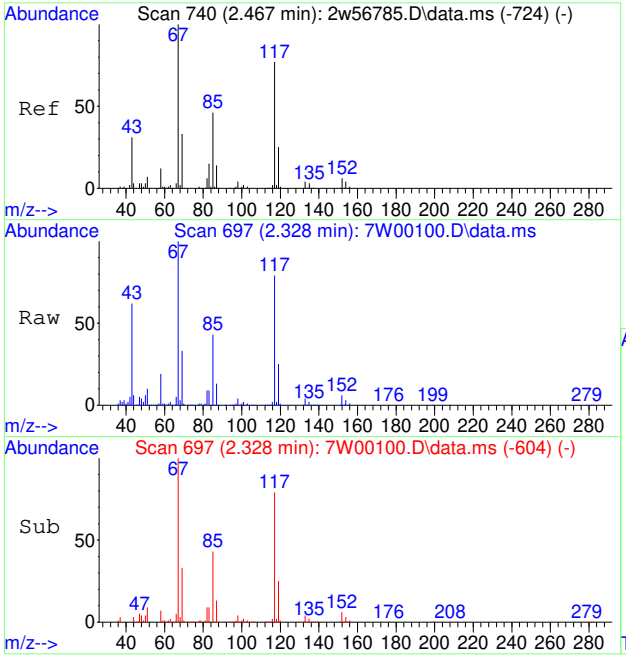

#20
FREON 123A
Concen: 23.13 PPBV
RT: 2.328 min Scan# 697
Delta R.T. -0.000 min
Lab File: 7W00100.D
Acq: 30 Nov 2022 3:16 pm

Tgt Ion:117 Resp: 370288

Ion	Ratio	Lower	Upper
117	100		
67	143.2	113.3	169.9

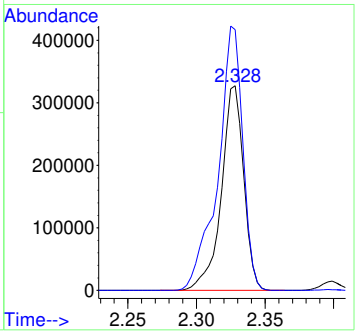

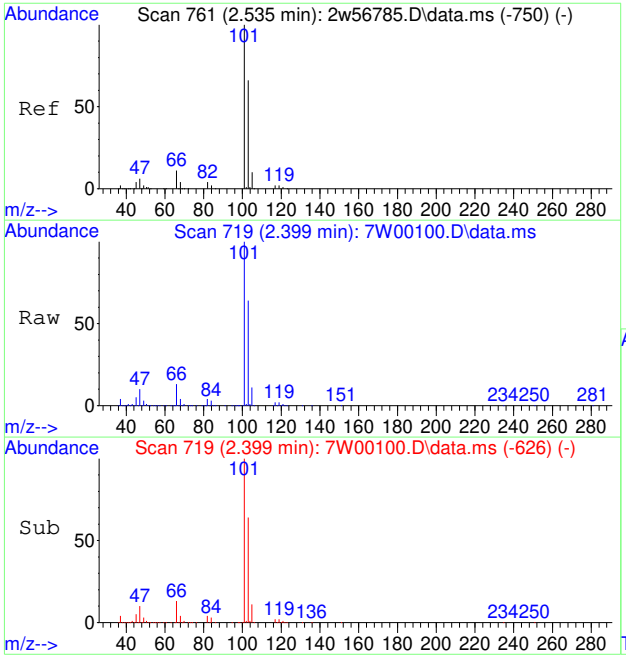

#21
TRICHLOROFLUOROMETHANE
Concen: 24.90 PPBV
RT: 2.399 min Scan# 719
Delta R.T. -0.000 min
Lab File: 7W00100.D
Acq: 30 Nov 2022 3:16 pm

Tgt Ion:101 Resp: 788157

Ion	Ratio	Lower	Upper
101	100		
103	64.5	51.8	77.6
105	10.5	8.4	12.6

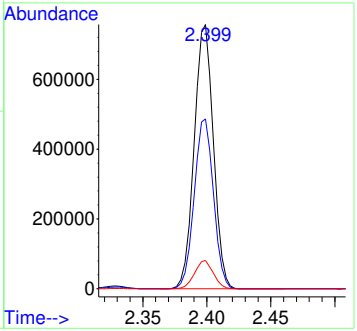

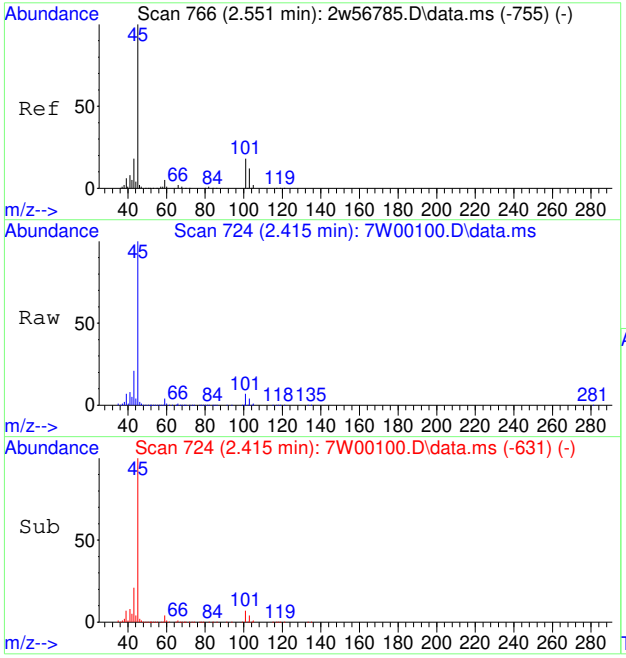

#22
ISOPROPYL ALCOHOL
Concen: 15.51 PPBV
RT: 2.415 min Scan# 724
Delta R.T. -0.000 min
Lab File: 7W00100.D
Acq: 30 Nov 2022 3:16 pm

Tgt Ion: 45 Resp: 498064

Ion	Ratio	Lower	Upper
45	100		
43	21.1	15.5	23.3
59	4.2	4.1	6.1

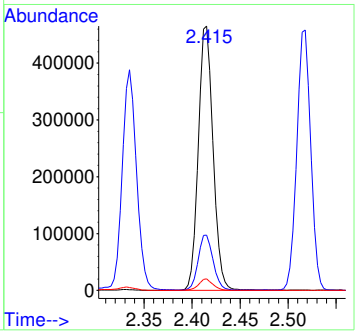

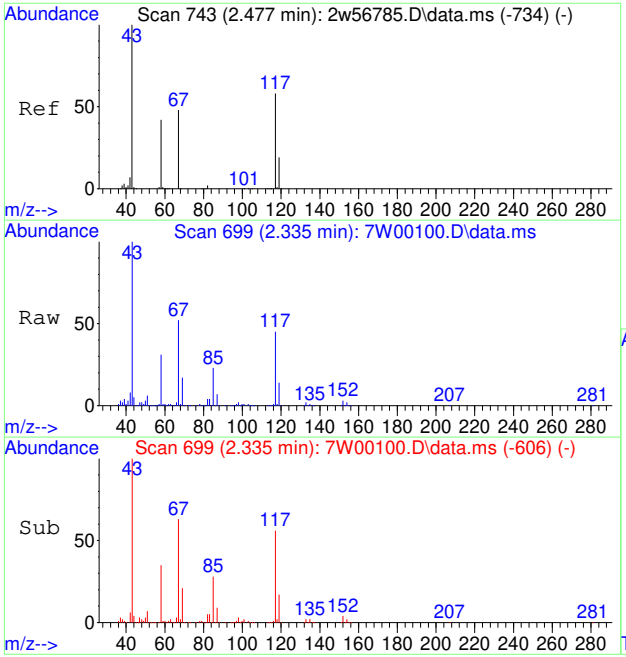

#23
ACETONE
Concen: 16.40 PPBV
RT: 2.335 min Scan# 699
Delta R.T. -0.000 min
Lab File: 7W00100.D
Acq: 30 Nov 2022 3:16 pm

Tgt Ion: 58 Resp: 127533

Ion	Ratio	Lower	Upper
58	100		
43	317.7	195.9	293.9#

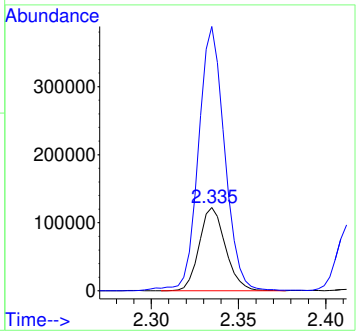

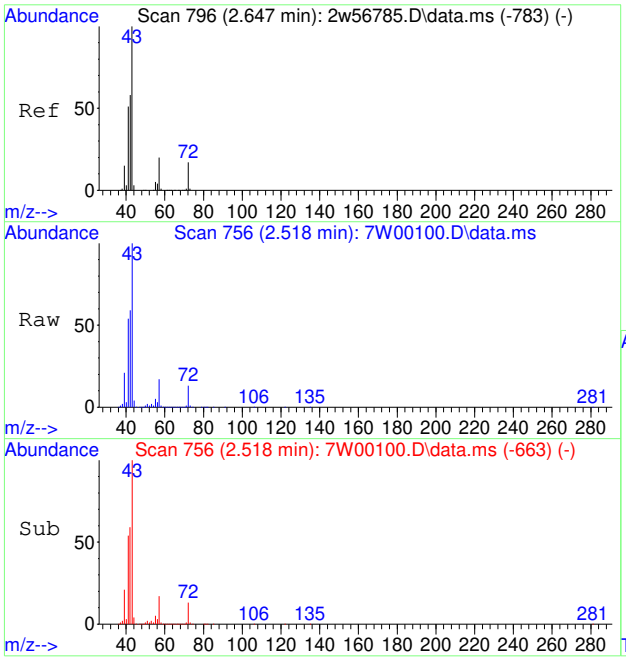

#24
PENTANE
Concen: 18.34 PPBV
RT: 2.518 min Scan# 756
Delta R.T. -0.000 min
Lab File: 7W00100.D
Acq: 30 Nov 2022 3:16 pm

Tgt Ion: 42 Resp: 272649

Ion	Ratio	Lower	Upper
42	100		
41	92.4	69.5	104.3
57	28.7	27.4	41.0

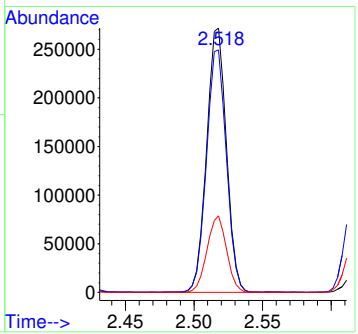

7.7.29

7

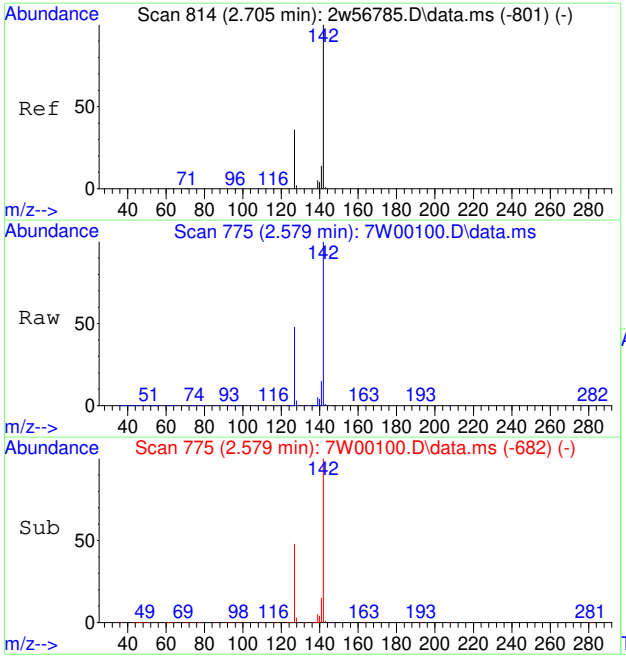

#25
IODOMETHANE
Concen: 27.42 PPBV
RT: 2.579 min Scan# 775
Delta R.T. -0.000 min
Lab File: 7W00100.D
Acq: 30 Nov 2022 3:16 pm

Tgt Ion:142 Resp: 788354

Ion	Ratio	Lower	Upper
142	100		
127	48.3	29.1	43.7#

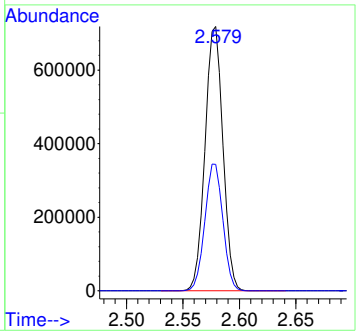

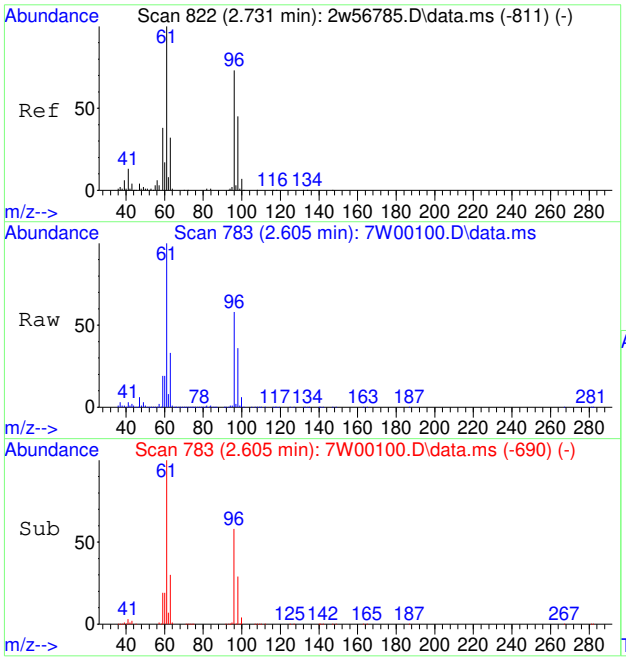

#26
1,1-DICHLOROETHYLENE
Concen: 24.85 PPBV
RT: 2.605 min Scan# 783
Delta R.T. -0.000 min
Lab File: 7W00100.D
Acq: 30 Nov 2022 3:16 pm

Tgt Ion: 96 Resp: 291702

Ion	Ratio	Lower	Upper
96	100		
61	171.0	109.4	164.2#
63	56.1	36.2	54.2#

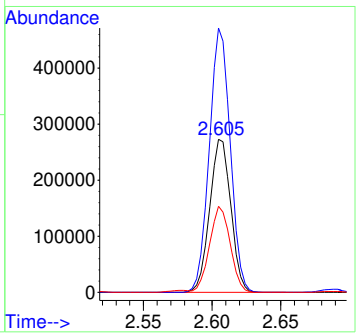

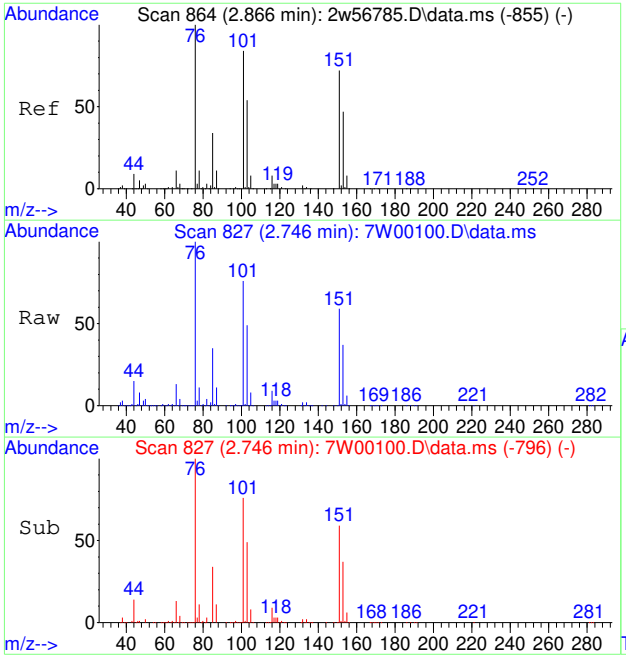

#27
CARBON DISULFIDE
Concen: 26.13 PPBV
RT: 2.746 min Scan# 827
Delta R.T. -0.000 min
Lab File: 7W00100.D
Acq: 30 Nov 2022 3:16 pm

Tgt Ion: 76 Resp: 896281

Ion	Ratio	Lower	Upper
76	100		
78	11.2	8.6	13.0
44	14.8	7.2	10.8#

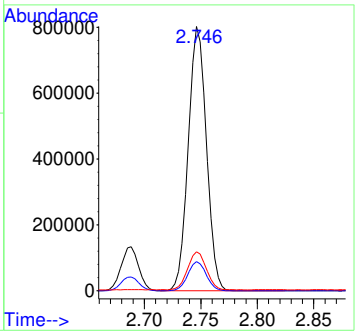

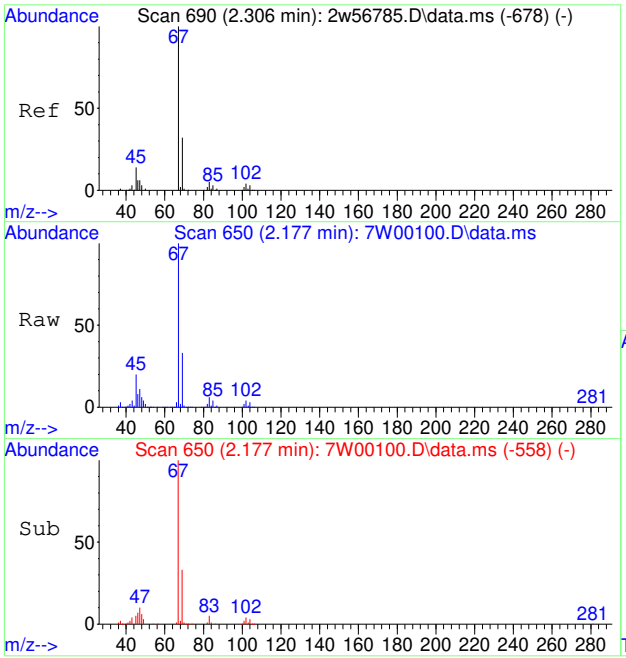

#28
ETHANOL
Concen: 13.77 PPBV
RT: 2.177 min Scan# 650
Delta R.T. -0.003 min
Lab File: 7W00100.D
Acq: 30 Nov 2022 3:16 pm

Tgt Ion: 45 Resp: 101278

Ion	Ratio	Lower	Upper
45	100		
46	41.3	34.1	51.1
42	9.6	6.1	9.1#

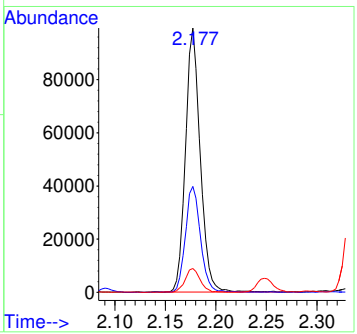

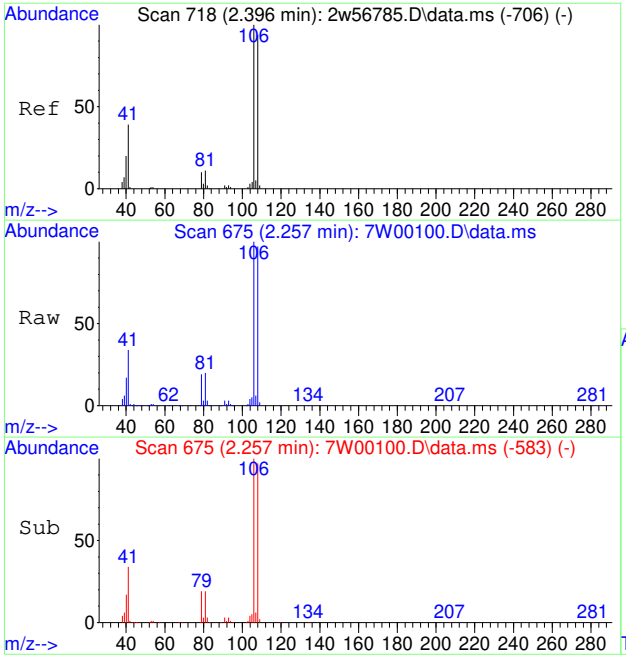

#29
BROMOETHENE
Concen: 21.44 PPBV
RT: 2.257 min Scan# 675
Delta R.T. -0.003 min
Lab File: 7W00100.D
Acq: 30 Nov 2022 3:16 pm

Tgt Ion:106 Resp: 253089

Ion	Ratio	Lower	Upper
106	100		
108	94.7	75.7	113.5
81	19.0	8.3	12.5#

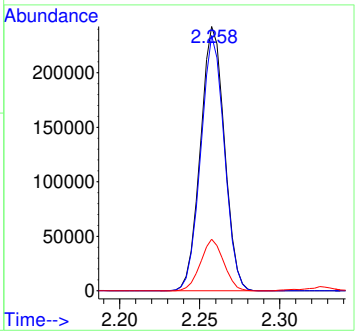

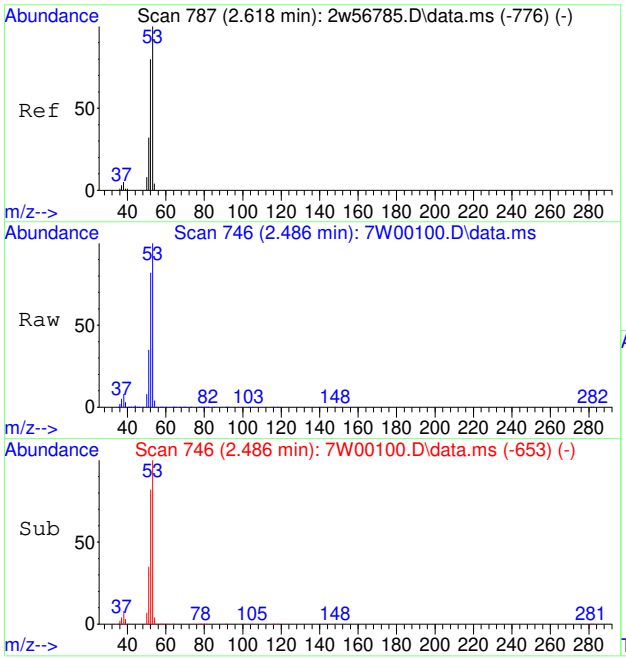

#30
ACRYLONITRILE
Concen: 18.44 PPBV
RT: 2.486 min Scan# 746
Delta R.T. -0.000 min
Lab File: 7W00100.D
Acq: 30 Nov 2022 3:16 pm

Tgt Ion: 52 Resp: 184495

Ion	Ratio	Lower	Upper
52	100		
53	125.4	102.0	153.0
51	45.4	34.8	52.2

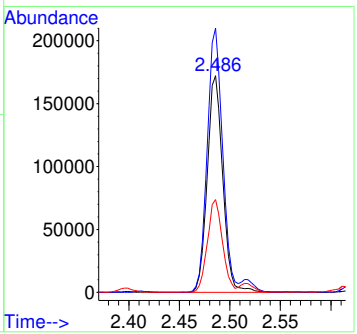

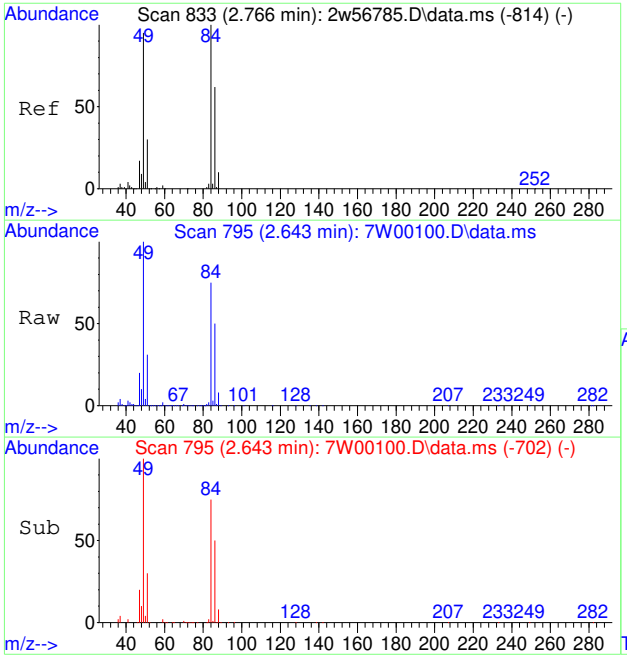

#31
METHYLENE CHLORIDE
Concen: 22.35 PPBV
RT: 2.643 min Scan# 795
Delta R.T. -0.000 min
Lab File: 7W00100.D
Acq: 30 Nov 2022 3:16 pm

Tgt Ion: 84 Resp: 263094

Ion	Ratio	Lower	Upper
84	100		
86	66.0	50.9	76.3
49	133.3	78.6	118.0#

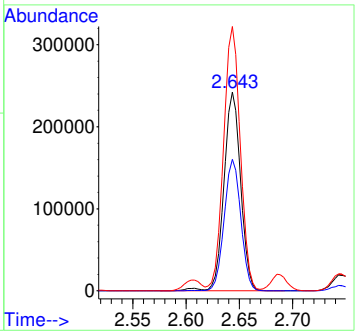

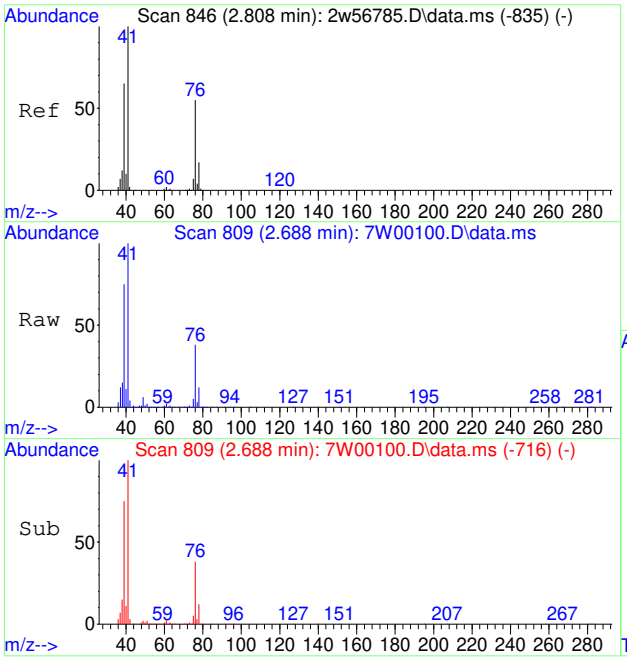

#32
3-CHLOROPROPENE
Concen: 26.62 PPBV
RT: 2.688 min Scan# 809
Delta R.T. -0.000 min
Lab File: 7W00100.D
Acq: 30 Nov 2022 3:16 pm

Tgt Ion: 76 Resp: 143141

Ion	Ratio	Lower	Upper
76	100		
41	267.4	147.9	221.9#
39	199.9	94.6	141.8#
78	32.5	25.9	38.9

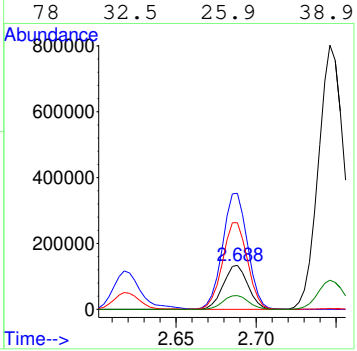

7.7.29

7

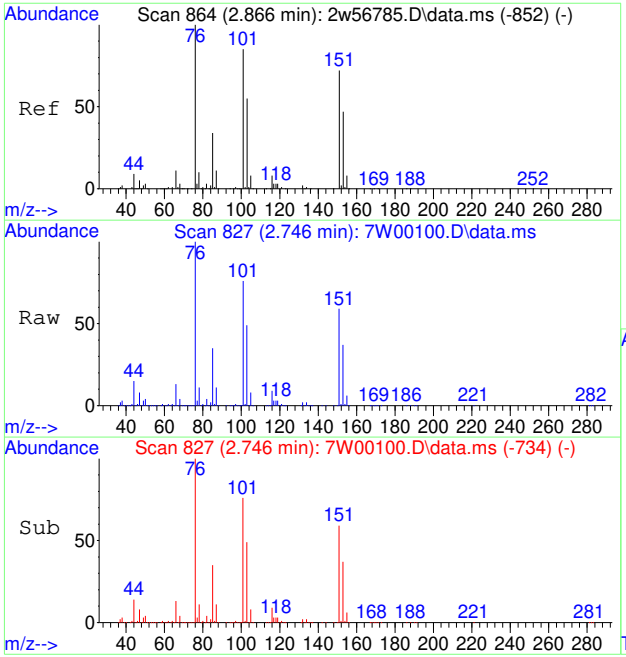

#33
FREON 113
Concen: 26.70 PPBV
RT: 2.746 min Scan# 827
Delta R.T. -0.000 min
Lab File: 7W00100.D
Acq: 30 Nov 2022 3:16 pm

Tgt Ion:151 Resp: 516755

Ion	Ratio	Lower	Upper
151	100		
101	130.4	94.8	142.2
103	84.0	61.0	91.4

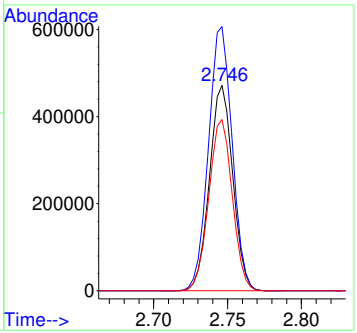

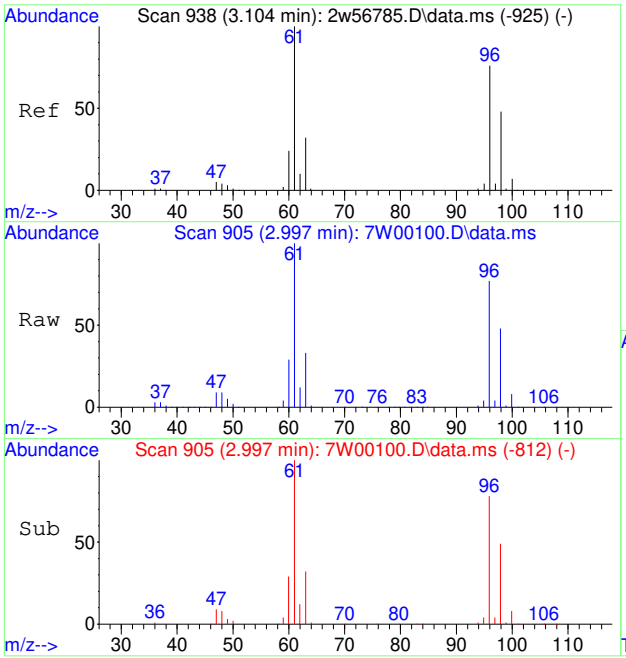

#34
TRANS-1,2-DICHLOROETHENE
Concen: 19.75 PPBV
RT: 2.997 min Scan# 905
Delta R.T. -0.000 min
Lab File: 7W00100.D
Acq: 30 Nov 2022 3:16 pm

Tgt Ion: 96 Resp: 231285

Ion	Ratio	Lower	Upper
96	100		
61	132.5	104.3	156.5
98	63.2	50.6	76.0

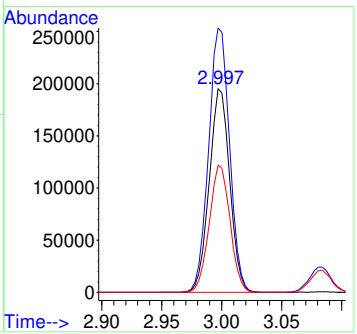

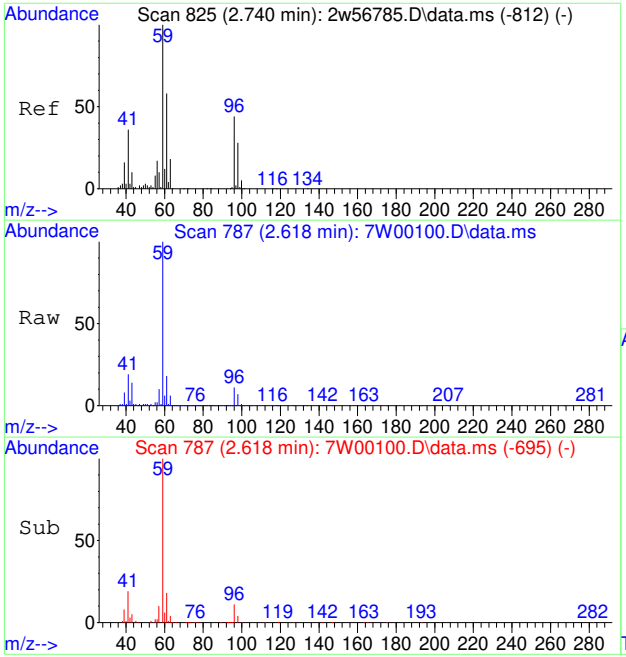

#35
TERTIARY BUTYL ALCOHOL
Concen: 24.53 PPBV
RT: 2.618 min Scan# 787
Delta R.T. -0.003 min
Lab File: 7W00100.D
Acq: 30 Nov 2022 3:16 pm

Tgt Ion: 59 Resp: 694884

Ion	Ratio	Lower	Upper
59	100		
41	19.9	29.9	44.9#
43	13.8	8.9	13.3#

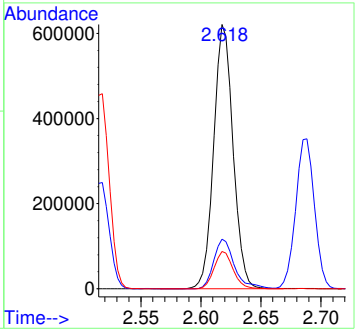

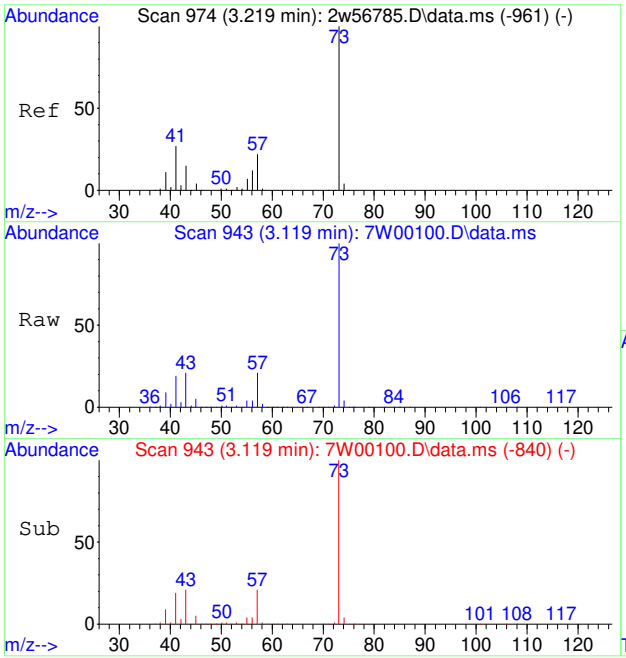

#36
METHYL TERTIARY BUTYL ETHER
Concen: 18.85 PPBV
RT: 3.119 min Scan# 943
Delta R.T. -0.000 min
Lab File: 7W00100.D
Acq: 30 Nov 2022 3:16 pm

Tgt Ion: 73 Resp: 636493

Ion	Ratio	Lower	Upper
73	100		
45	5.0	3.2	4.8#

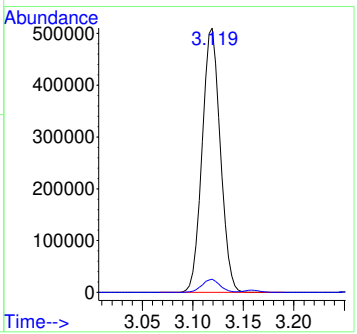

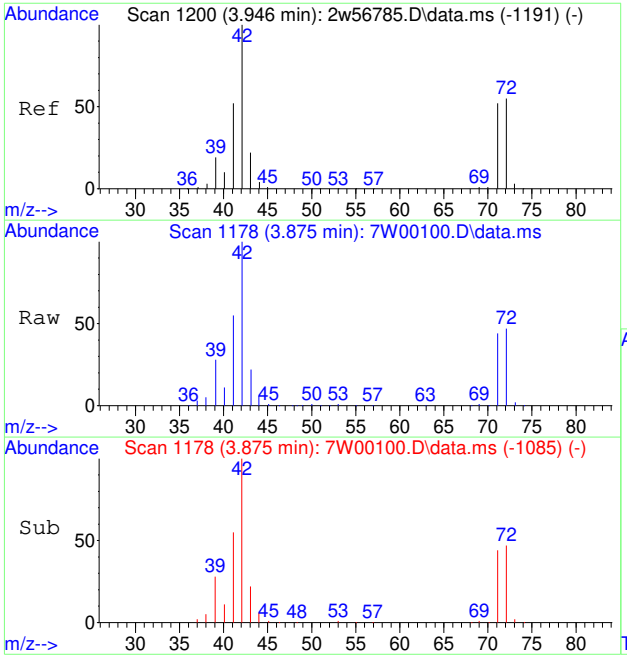

#37
TETRAHYDROFURAN
Concen: 21.17 PPBV
RT: 3.875 min Scan# 1178
Delta R.T. -0.000 min
Lab File: 7W00100.D
Acq: 30 Nov 2022 3:16 pm

Tgt Ion: 72 Resp: 112603

Ion	Ratio	Lower	Upper
72	100		
42	207.8	149.0	223.6
71	92.4	74.5	111.7

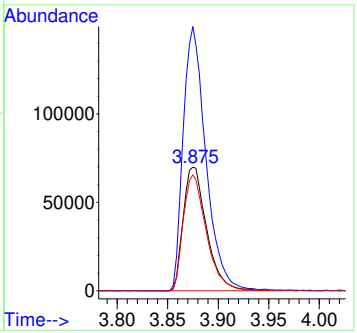

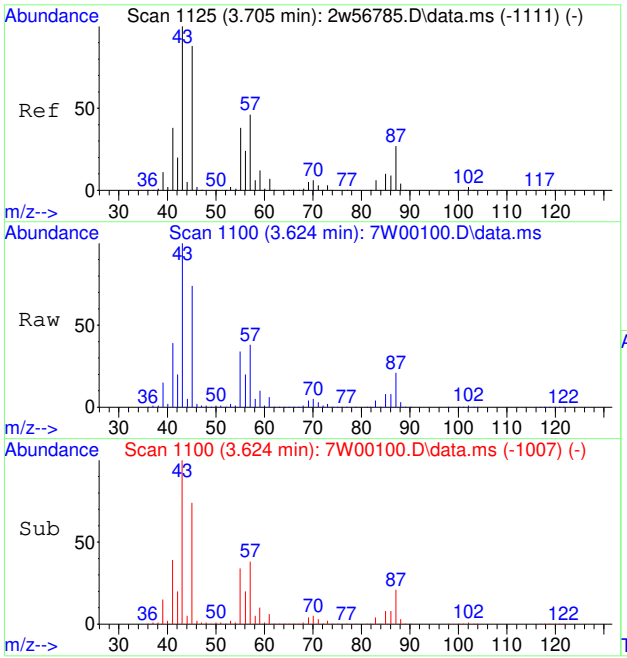

#38
HEXANE
Concen: 16.58 PPBV
RT: 3.624 min Scan# 1100
Delta R.T. -0.000 min
Lab File: 7W00100.D
Acq: 30 Nov 2022 3:16 pm

Tgt Ion: 57 Resp: 356236

Ion	Ratio	Lower	Upper
57	100		
56	52.8	42.0	63.0
41	105.3	66.2	99.2#

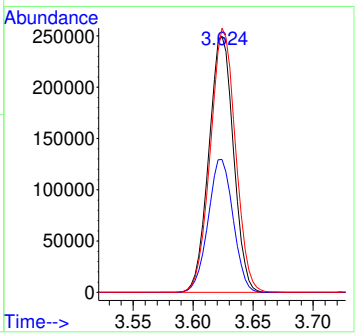

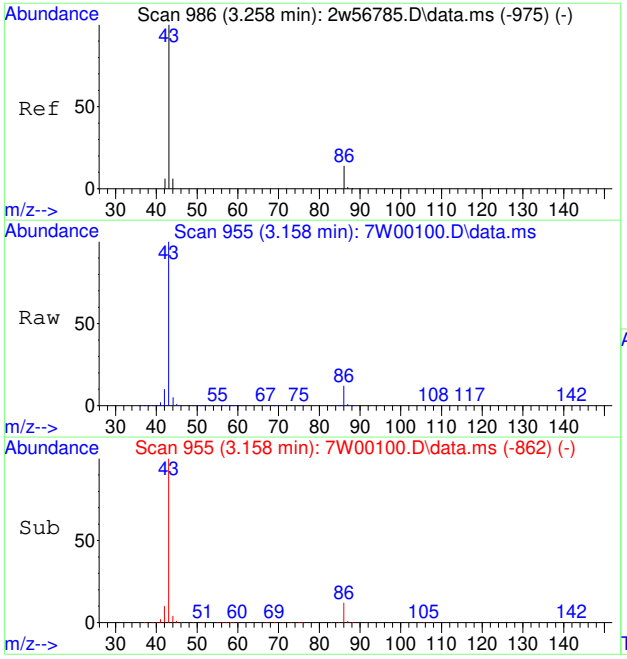

#39
VINYL ACETATE
Concen: 35.36 PPBV
RT: 3.158 min Scan# 955
Delta R.T. -0.000 min
Lab File: 7W00100.D
Acq: 30 Nov 2022 3:16 pm

Tgt Ion: 86 Resp: 68967

Ion	Ratio	Lower	Upper
86	100		
43	848.4	626.3	939.5
44	42.2	34.5	51.7

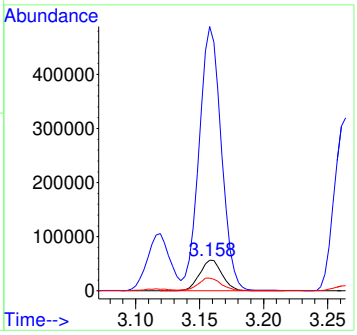

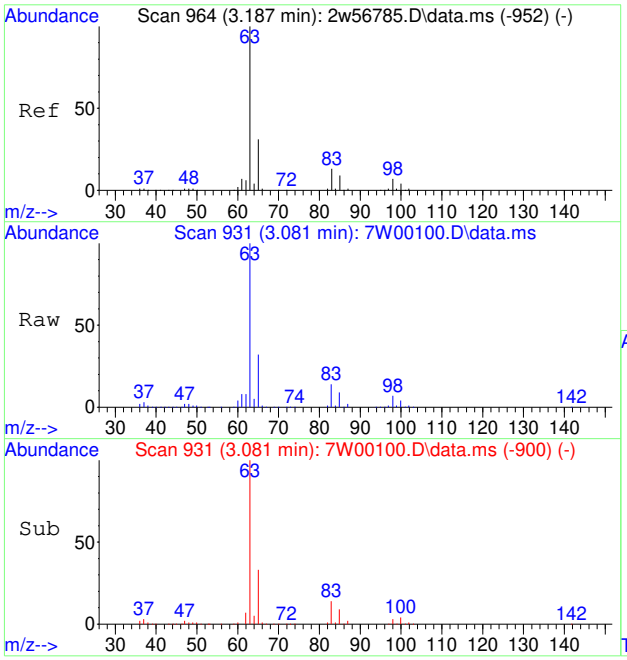

#40
1,1-DICHLOROETHANE
Concen: 16.66 PPBV
RT: 3.081 min Scan# 931
Delta R.T. -0.000 min
Lab File: 7W00100.D
Acq: 30 Nov 2022 3:16 pm

Tgt Ion: 63 Resp: 369874

Ion	Ratio	Lower	Upper
63	100		
65	31.9	25.3	37.9
83	14.0	10.6	16.0

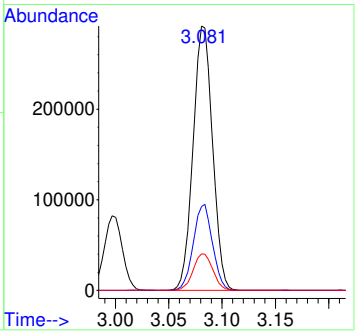

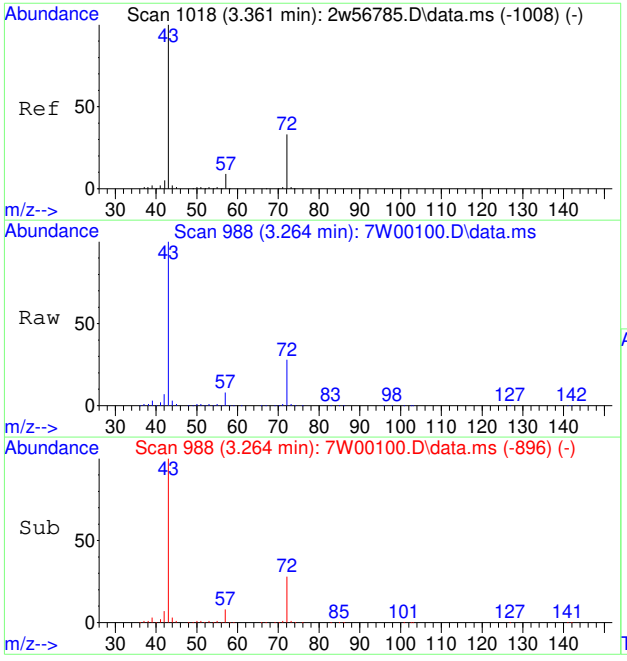

#41
METHYL ETHYL KETONE
Concen: 19.39 PPBV
RT: 3.264 min Scan# 988
Delta R.T. -0.003 min
Lab File: 7W00100.D
Acq: 30 Nov 2022 3:16 pm

Tgt Ion: 72 Resp: 115281

Ion	Ratio	Lower	Upper
72	100		
57	30.4	22.2	33.4
43	358.9	252.6	378.8

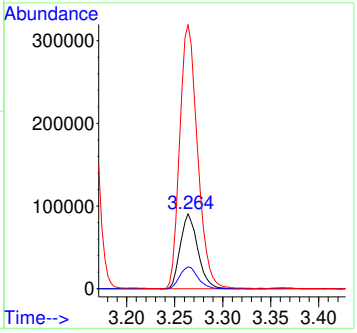

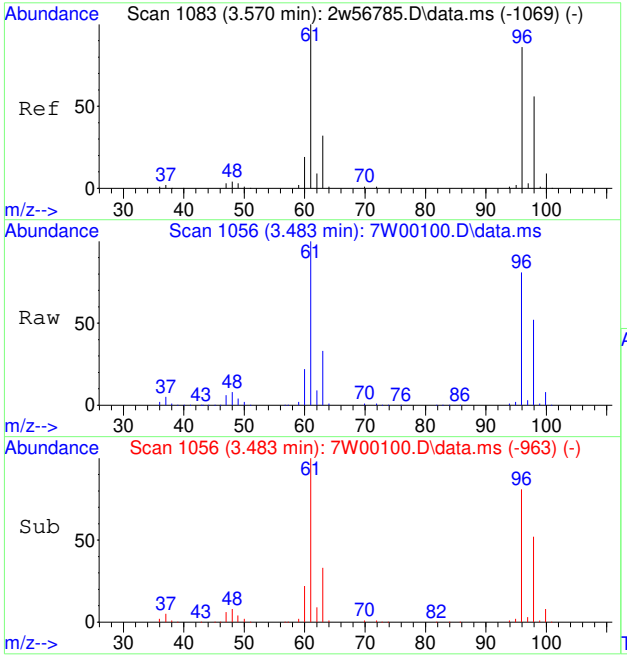

#42
CIS-1,2-DICHLOROETHENE
Concen: 21.27 PPBV
RT: 3.483 min Scan# 1056
Delta R.T. -0.000 min
Lab File: 7W00100.D
Acq: 30 Nov 2022 3:16 pm

Tgt Ion: 96 Resp: 246284

Ion	Ratio	Lower	Upper
96	100		
98	63.9	51.1	76.7
61	122.7	93.9	140.9

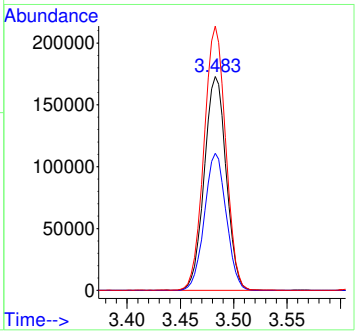

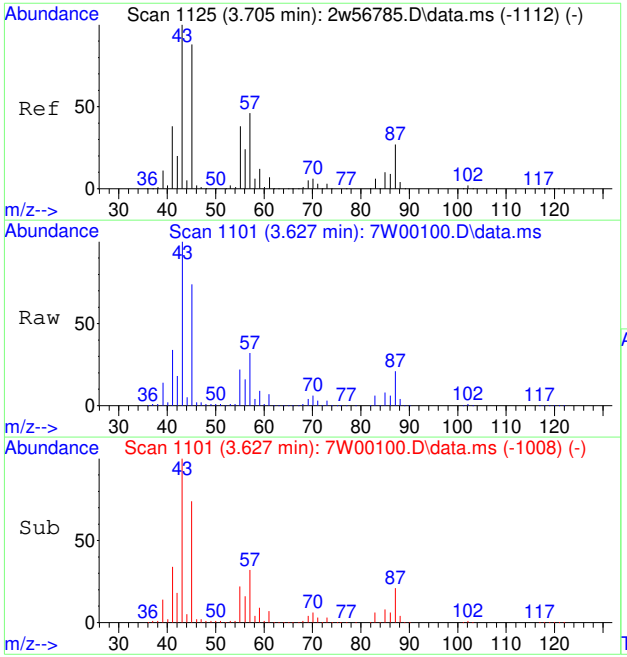

#43
DIISOPROPYL ETHER
Concen: 17.38 PPBV
RT: 3.627 min Scan# 1101
Delta R.T. -0.000 min
Lab File: 7W00100.D
Acq: 30 Nov 2022 3:16 pm

Tgt Ion: 59 Resp: 107700

Ion	Ratio	Lower	Upper
59	100		
45	716.8	539.8	809.8

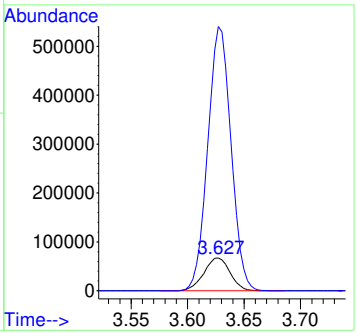

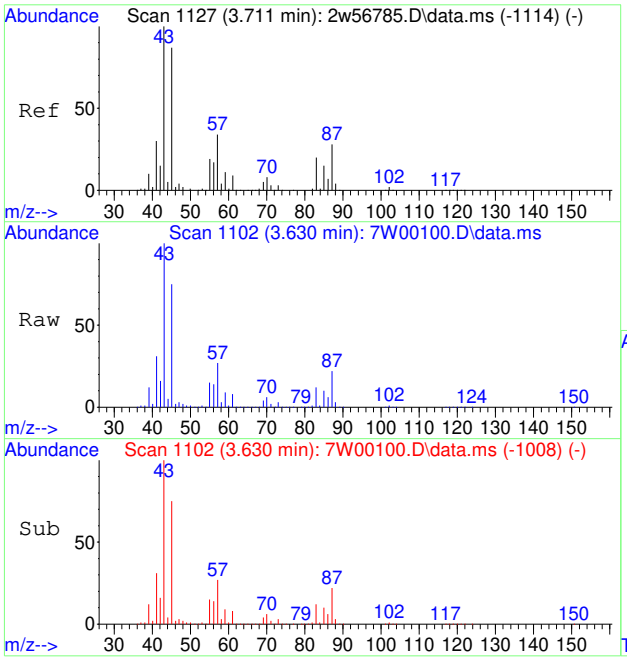

#44
ETHYL ACETATE
Concen: 17.99 PPBV
RT: 3.630 min Scan# 1102
Delta R.T. 0.003 min
Lab File: 7W00100.D
Acq: 30 Nov 2022 3:16 pm

Tgt Ion: 61 Resp: 76055

Ion	Ratio	Lower	Upper
61	100		
43	1402.1	986.2	1479.2
88	48.4	38.8	58.2

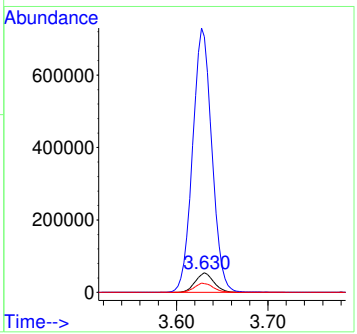

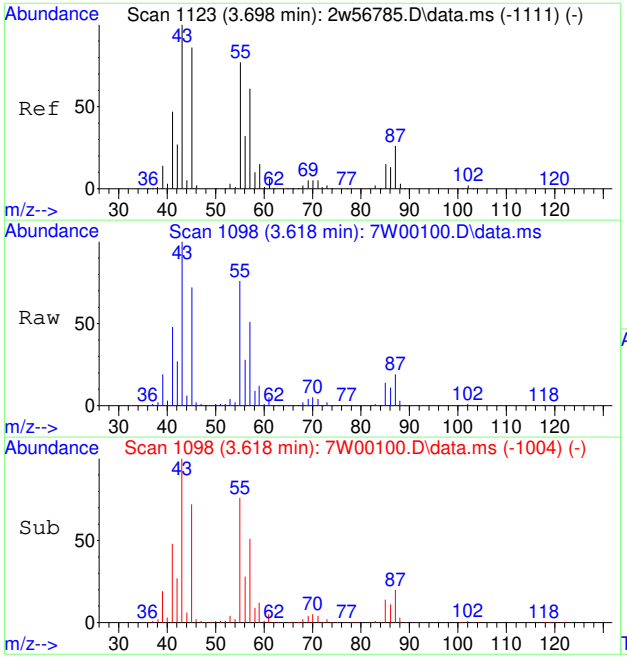

#45
METHYL ACRYLATE
Concen: 16.39 PPBV
RT: 3.618 min Scan# 1098
Delta R.T. 0.003 min
Lab File: 7W00100.D
Acq: 30 Nov 2022 3:16 pm

Tgt Ion: 55 Resp: 439851

Ion	Ratio	Lower	Upper
55	100		
85	0.0	0.0	0.0
58	13.8	11.7	17.5

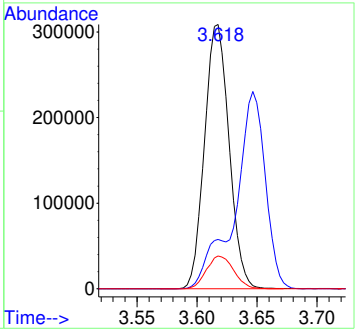

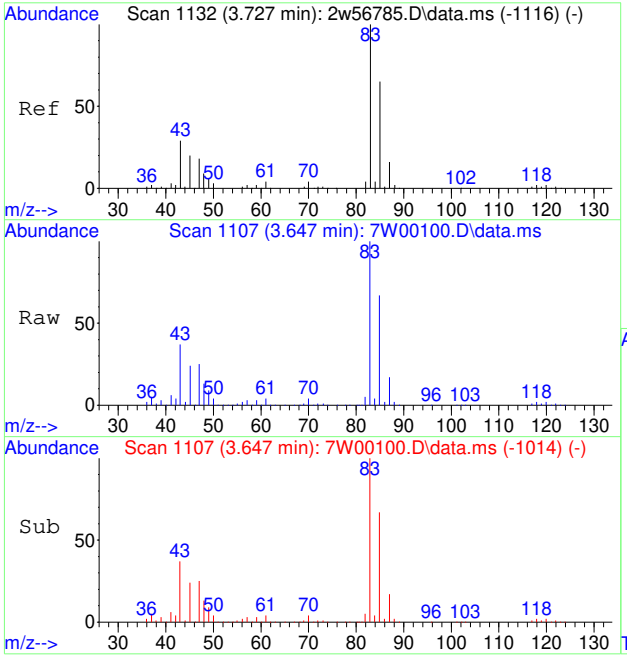

#46
CHLOROFORM
Concen: 20.15 PPBV
RT: 3.647 min Scan# 1107
Delta R.T. -0.000 min
Lab File: 7W00100.D
Acq: 30 Nov 2022 3:16 pm

Tgt Ion: 83 Resp: 496465

Ion	Ratio	Lower	Upper
83	100		
85	82.4	64.2	96.4
47	26.1	15.2	22.8#

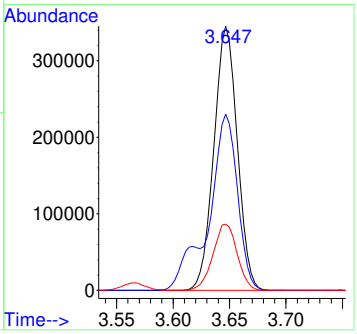

7.7.29

7

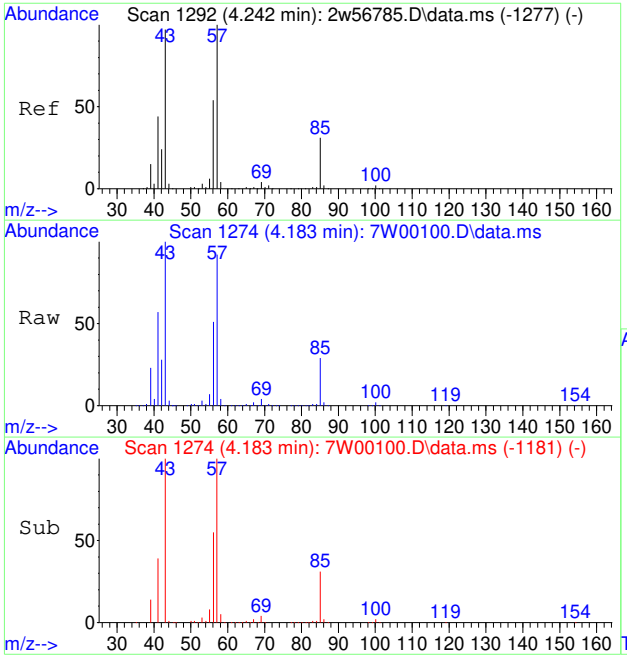

#47
2,4-DIMETHYLPENTANE
Concen: 16.24 PPBV
RT: 4.183 min Scan# 1274
Delta R.T. -0.000 min
Lab File: 7W00100.D
Acq: 30 Nov 2022 3:16 pm

Tgt Ion: 57 Resp: 405006

Ion	Ratio	Lower	Upper
57	100		
56	54.8	43.9	65.9
85	32.0	25.0	37.6

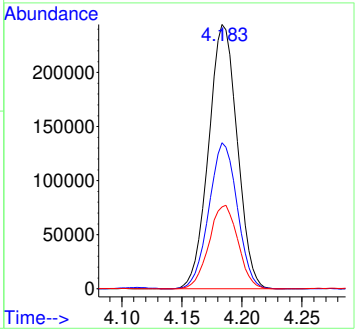

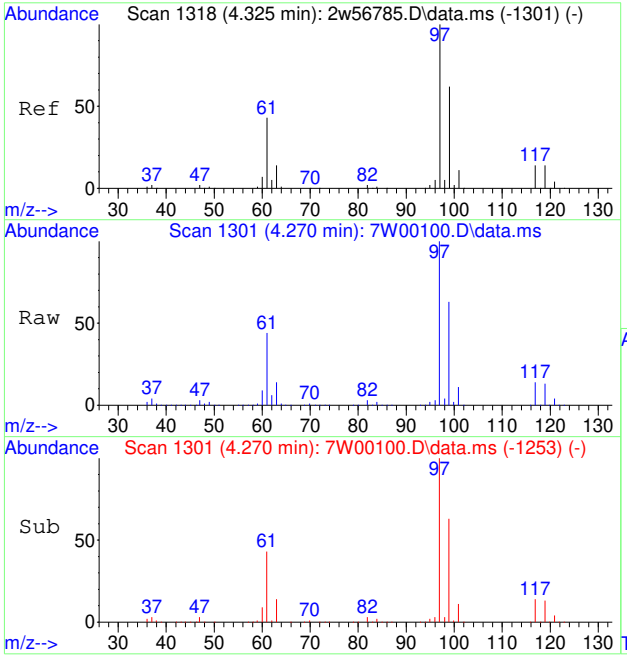

#48
1,1,1-TRICHLOROETHANE
Concen: 21.37 PPBV
RT: 4.270 min Scan# 1301
Delta R.T. 0.003 min
Lab File: 7W00100.D
Acq: 30 Nov 2022 3:16 pm

Tgt Ion: 97 Resp: 511346

Ion	Ratio	Lower	Upper
97	100		
99	64.9	50.8	76.2
61	44.1	34.8	52.2

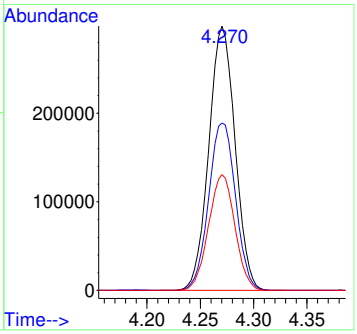

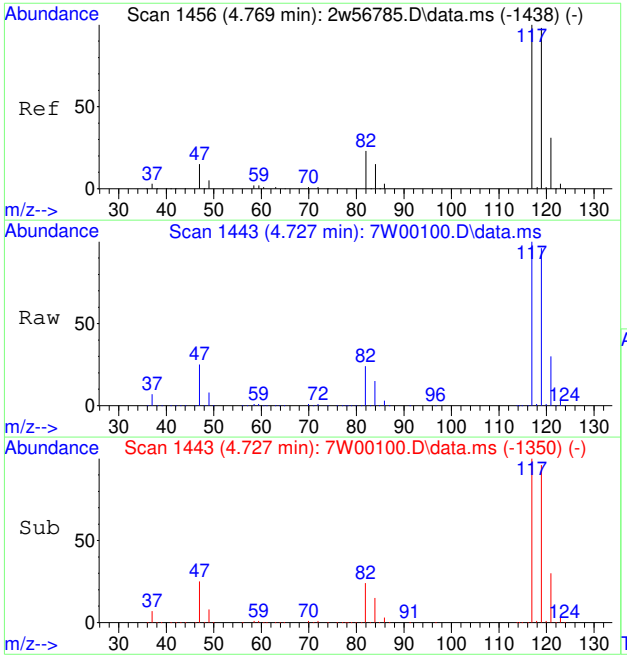

#49
CARBON TETRACHLORIDE
Concen: 21.66 PPBV
RT: 4.727 min Scan# 1443
Delta R.T. -0.000 min
Lab File: 7W00100.D
Acq: 30 Nov 2022 3:16 pm

Tgt Ion:117 Resp: 561779

Ion	Ratio	Lower	Upper
117	100		
119	96.3	77.5	116.3
121	30.3	24.9	37.3

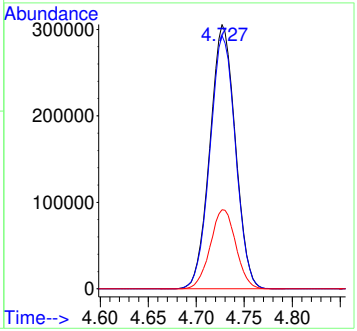

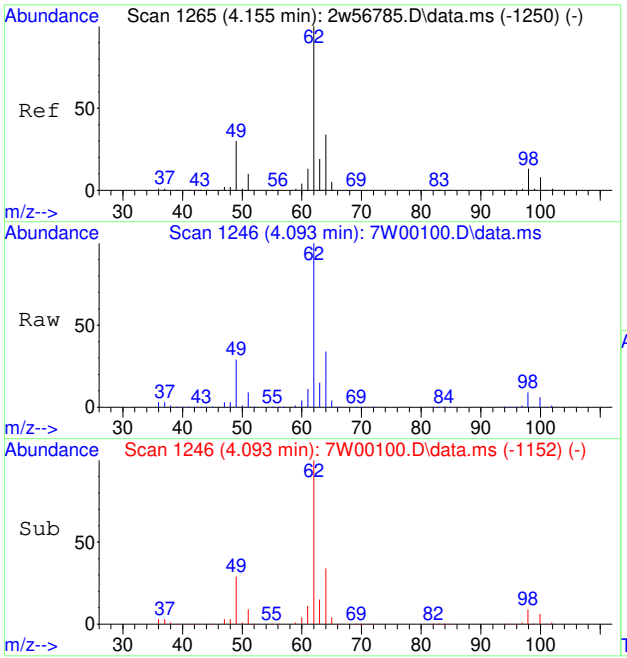

#50
1,2-DICHLOROETHANE
Concen: 17.66 PPBV
RT: 4.093 min Scan# 1246
Delta R.T. 0.003 min
Lab File: 7W00100.D
Acq: 30 Nov 2022 3:16 pm

Tgt Ion: 62 Resp: 316128

Ion	Ratio	Lower	Upper
62	100		
64	33.2	26.6	40.0
98	9.5	10.1	15.1#

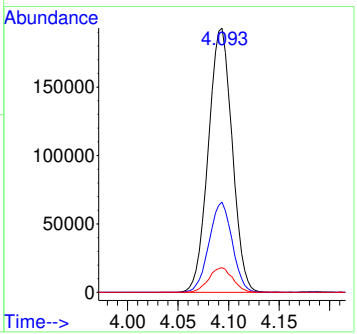

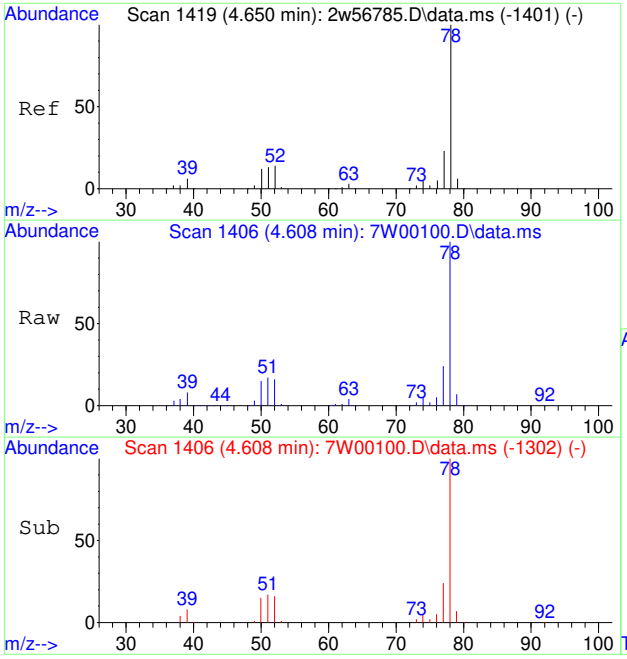

#51
BENZENE
Concen: 20.03 PPBV
RT: 4.608 min Scan# 1406
Delta R.T. 0.003 min
Lab File: 7W00100.D
Acq: 30 Nov 2022 3:16 pm

Tgt Ion: 78 Resp: 702137

Ion	Ratio	Lower	Upper
78	100		
52	15.3	0.0	34.0
51	16.9	0.0	33.5

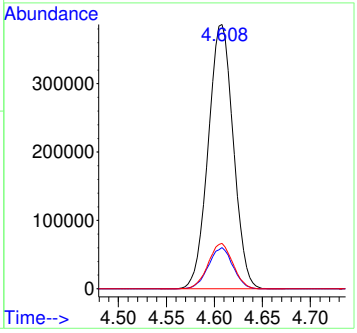

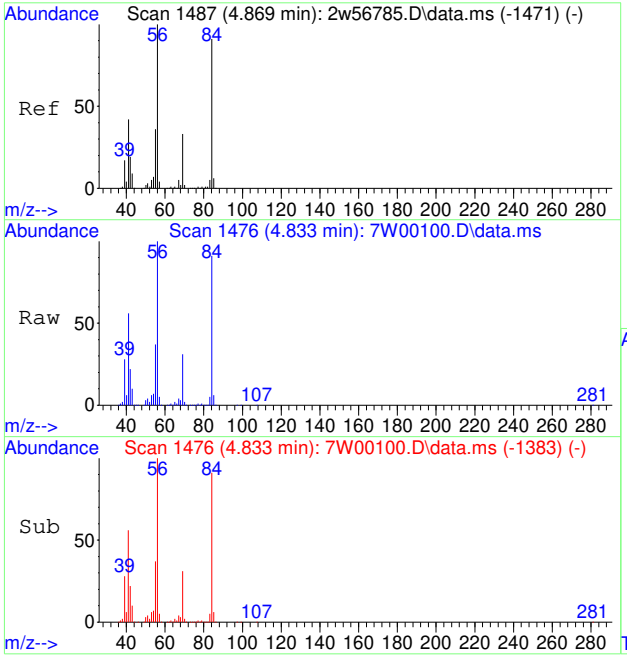

#53
CYCLOHEXANE
Concen: 23.10 PPBV
RT: 4.833 min Scan# 1476
Delta R.T. -0.000 min
Lab File: 7W00100.D
Acq: 30 Nov 2022 3:16 pm

Tgt Ion: 84 Resp: 309324

Ion	Ratio	Lower	Upper
84	100		
69	34.1	28.2	42.2
56	109.9	88.1	132.1

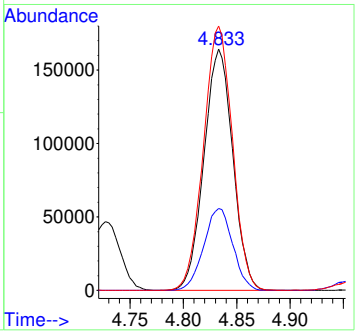

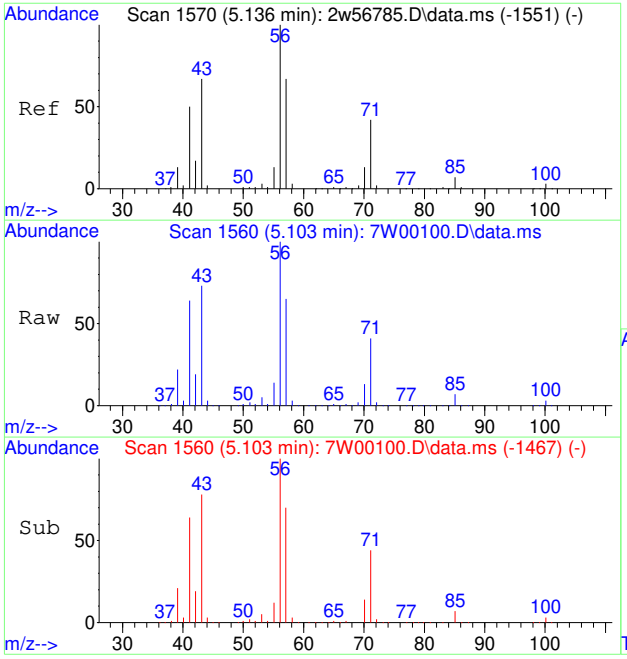

#54
2,3-DIMETHYLPENTANE
Concen: 21.52 PPBV
RT: 5.103 min Scan# 1560
Delta R.T. -0.000 min
Lab File: 7W00100.D
Acq: 30 Nov 2022 3:16 pm

Tgt Ion: 71 Resp: 158884

Ion	Ratio	Lower	Upper
71	100		
56	250.1	188.6	283.0
85	17.8	13.4	20.0

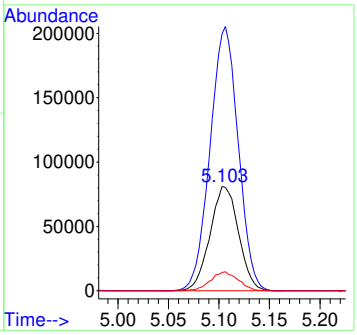

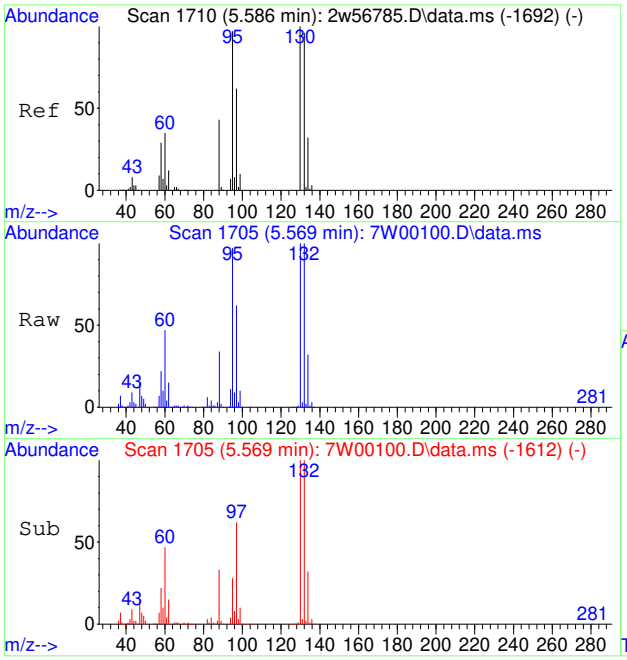

#55
TRICHLOROETHENE
Concen: 20.53 PPBV
RT: 5.569 min Scan# 1705
Delta R.T. -0.000 min
Lab File: 7W00100.D
Acq: 30 Nov 2022 3:16 pm

Tgt Ion: 95 Resp: 333710

Ion	Ratio	Lower	Upper
95	100		
130	103.9	83.2	124.8
132	103.2	79.8	119.6
97	64.5	51.3	76.9

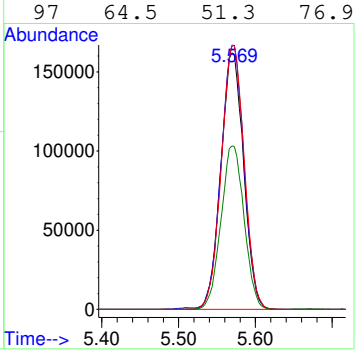

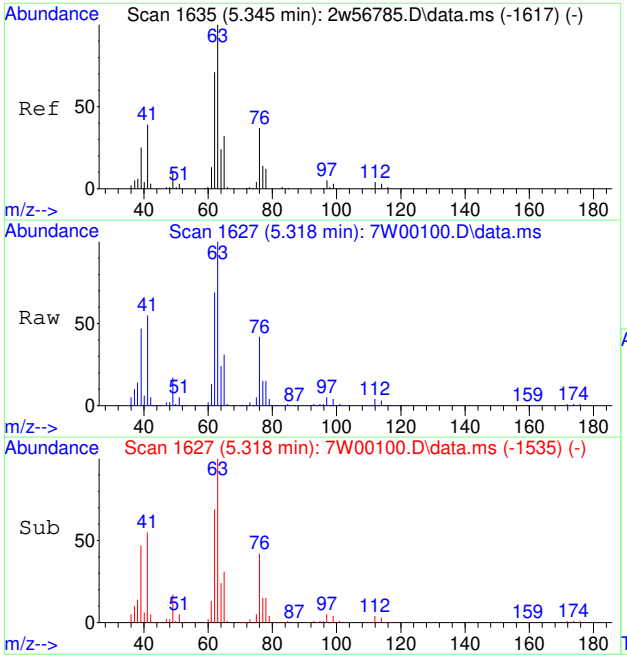

#56
1,2-DICHLOROPROPANE
Concen: 19.73 PPBV
RT: 5.318 min Scan# 1627
Delta R.T. -0.003 min
Lab File: 7W00100.D
Acq: 30 Nov 2022 3:16 pm

Tgt Ion: 63 Resp: 258451

Ion	Ratio	Lower	Upper
63	100		
65	30.8	25.0	37.6
76	44.6	29.3	43.9#

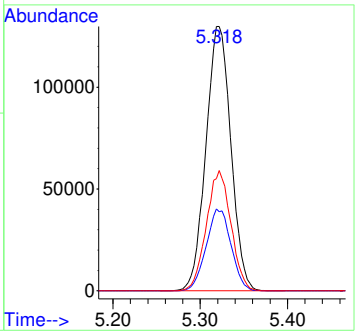

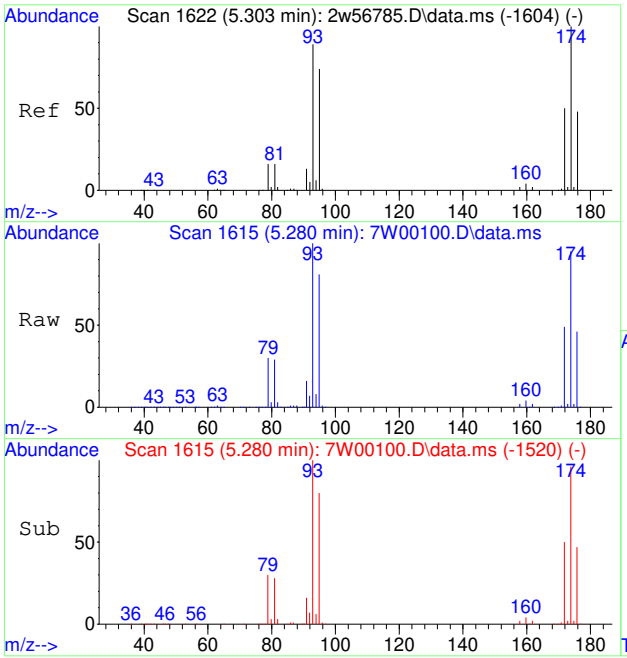

#57
DIBROMOMETHANE
Concen: 20.06 PPBV
RT: 5.280 min Scan# 1615
Delta R.T. 0.006 min
Lab File: 7W00100.D
Acq: 30 Nov 2022 3:16 pm

Tgt Ion:174 Resp: 294315

Ion	Ratio	Lower	Upper
174	100		
93	107.1	71.9	107.9
95	89.0	60.4	90.6
172	53.0	41.0	61.6

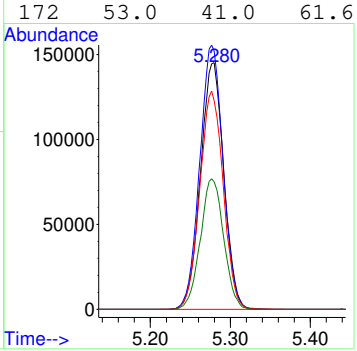

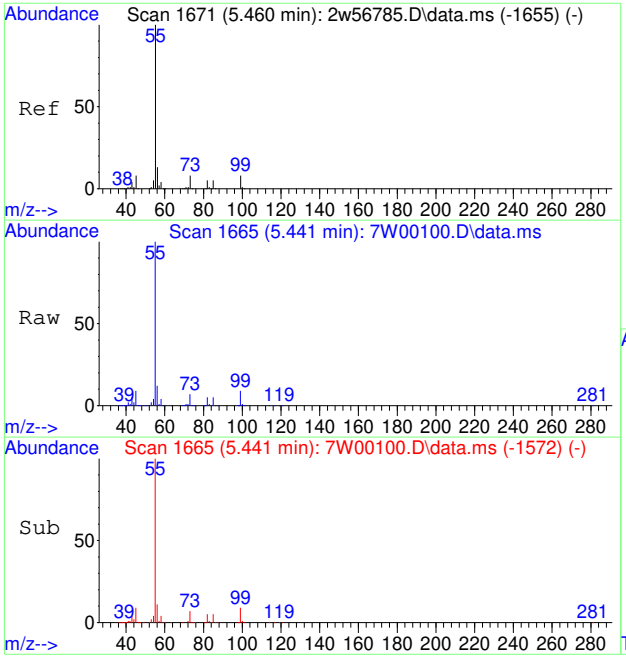

#58
ETHYL ACRYLATE
Concen: 19.72 PPBV
RT: 5.441 min Scan# 1665
Delta R.T. -0.000 min
Lab File: 7W00100.D
Acq: 30 Nov 2022 3:16 pm

Tgt Ion: 55 Resp: 542322

Ion	Ratio	Lower	Upper
55	100		
56	12.6	10.0	15.0
45	8.8	6.8	10.2
99	8.2	6.6	9.8

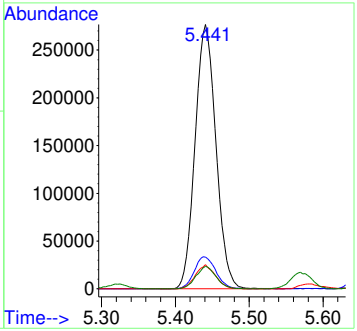

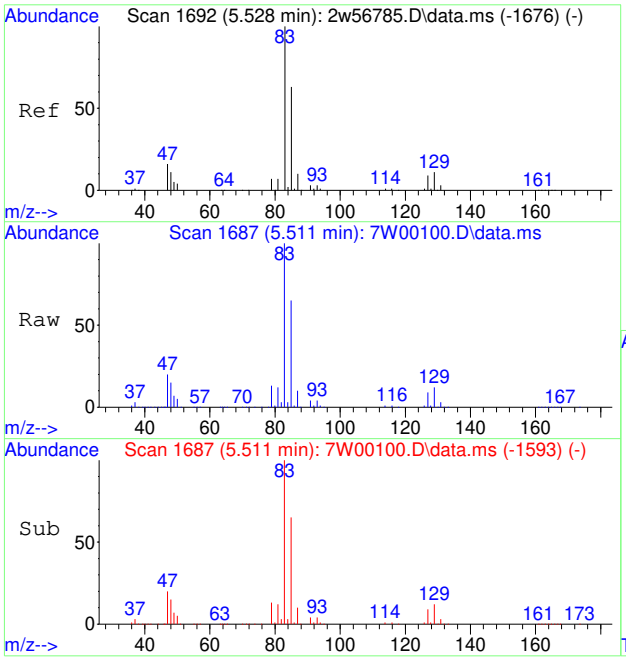

#59
BROMODICHLOROMETHANE
Concen: 22.27 PPBV
RT: 5.511 min Scan# 1687
Delta R.T. 0.003 min
Lab File: 7W00100.D
Acq: 30 Nov 2022 3:16 pm

Tgt Ion: 83 Resp: 549282

Ion	Ratio	Lower	Upper
83	100		
85	66.2	51.8	77.8

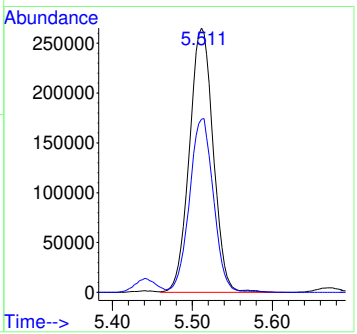

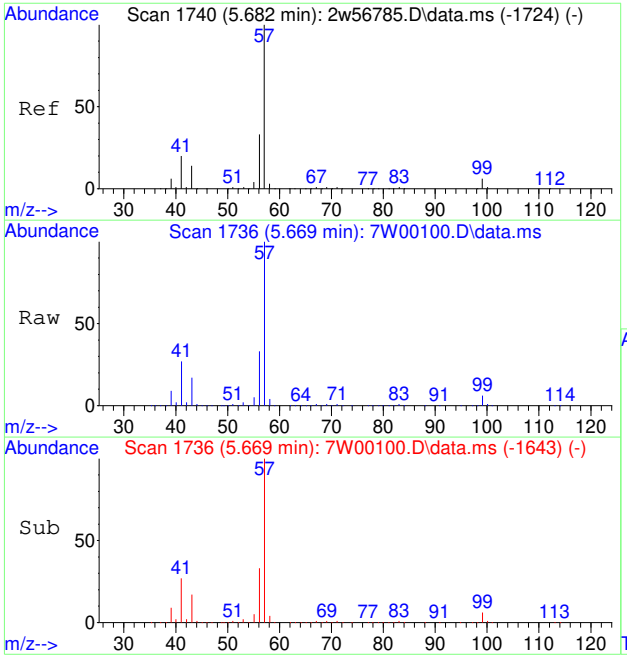

#60
2,2,4-TRIMETHYLPENTANE
Concen: 18.82 PPBV
RT: 5.669 min Scan# 1736
Delta R.T. -0.000 min
Lab File: 7W00100.D
Acq: 30 Nov 2022 3:16 pm

Tgt Ion: 57 Resp: 1095270

Ion	Ratio	Lower	Upper
57	100		
56	32.8	26.3	39.5
99	6.4	5.0	7.6

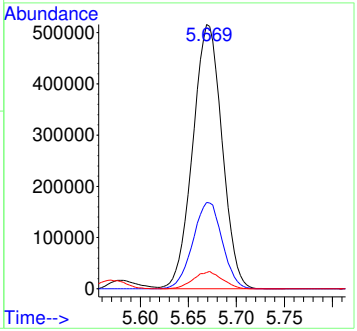

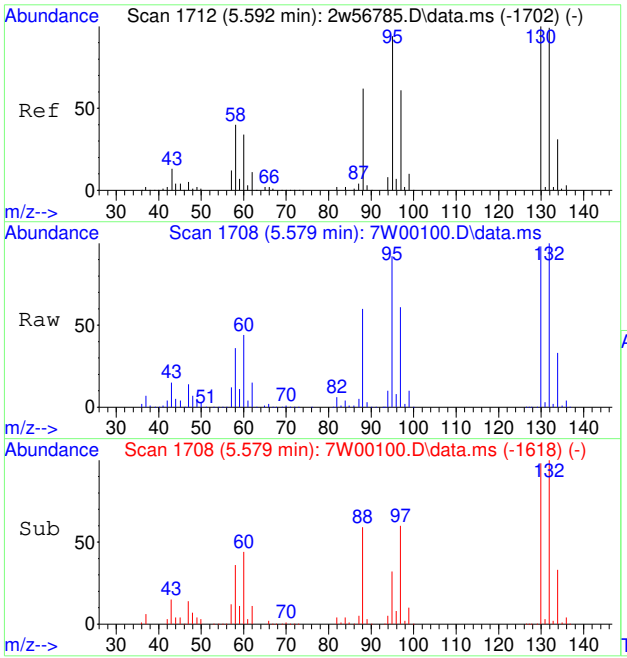

#61
1,4-DIOXANE
Concen: 22.32 PPBV
RT: 5.579 min Scan# 1708
Delta R.T. -0.010 min
Lab File: 7W00100.D
Acq: 30 Nov 2022 3:16 pm

Tgt Ion: 88 Resp: 174225

Ion	Ratio	Lower	Upper
88	100		
57	19.9	15.0	22.4
58	61.0	50.1	75.1
43	24.9	15.4	23.0#

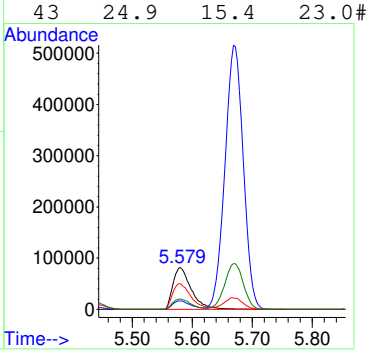

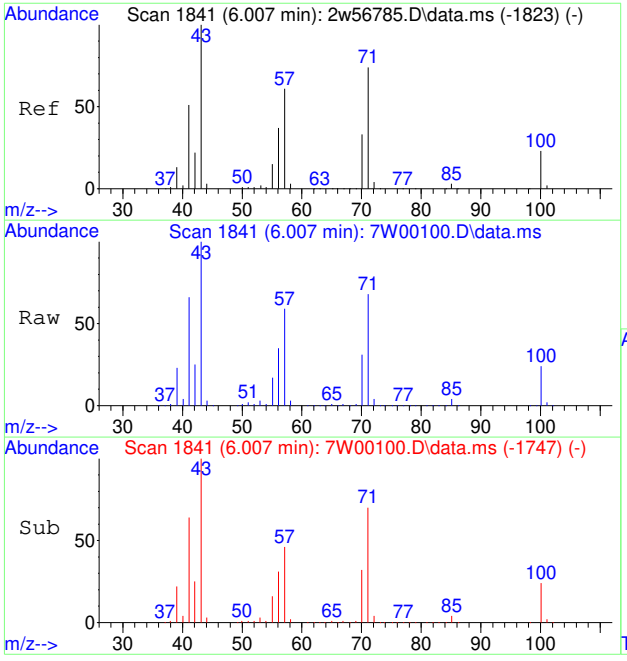

#62
HEPTANE
Concen: 17.67 PPBV
RT: 6.007 min Scan# 1841
Delta R.T. 0.003 min
Lab File: 7W00100.D
Acq: 30 Nov 2022 3:16 pm

Tgt Ion: 43 Resp: 373237

Ion	Ratio	Lower	Upper
43	100		
71	68.3	60.6	90.8
57	59.0	50.2	75.4

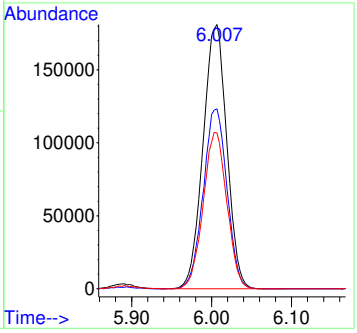

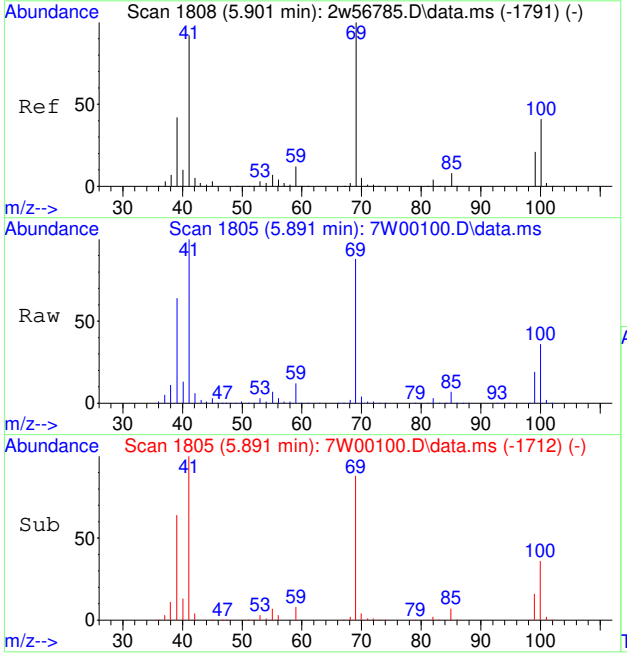

#63
METHYL METHACRYLATE
Concen: 23.00 PPBV
RT: 5.891 min Scan# 1805
Delta R.T. -0.000 min
Lab File: 7W00100.D
Acq: 30 Nov 2022 3:16 pm

Tgt Ion: 69 Resp: 278231

Ion	Ratio	Lower	Upper
69	100		
41	113.4	74.2	111.4#
100	40.7	32.2	48.4

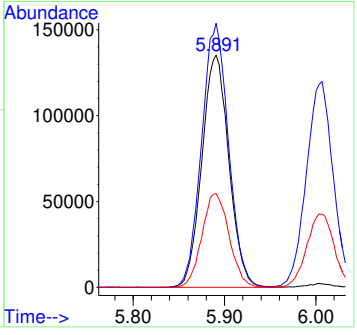

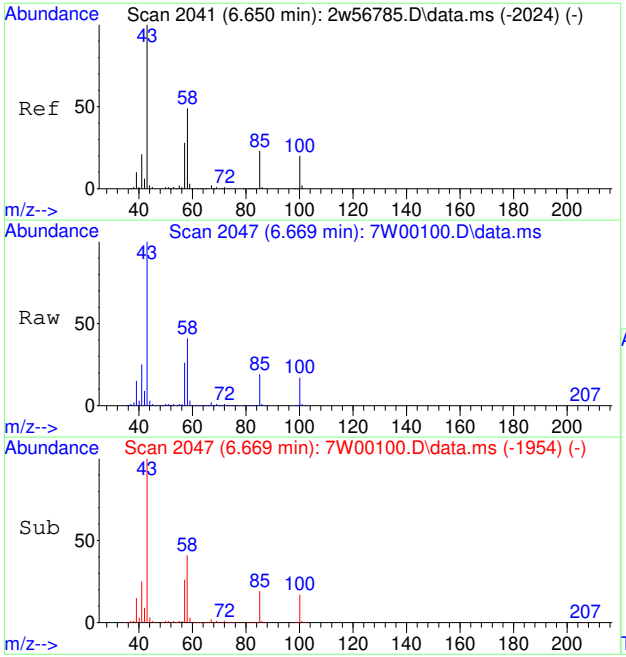

#64
METHYL ISOBUTYL KETONE
Concen: 20.16 PPBV
RT: 6.669 min Scan# 2047
Delta R.T. -0.000 min
Lab File: 7W00100.D
Acq: 30 Nov 2022 3:16 pm

Tgt Ion: 58 Resp: 224996

Ion	Ratio	Lower	Upper
58	100		
43	244.4	168.2	252.4
100	42.8	33.6	50.4
85	46.7	36.7	55.1

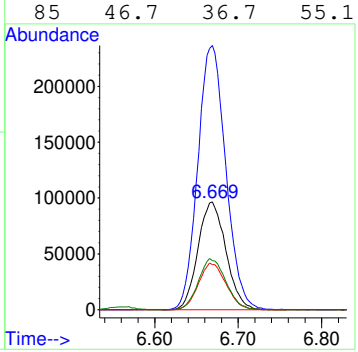

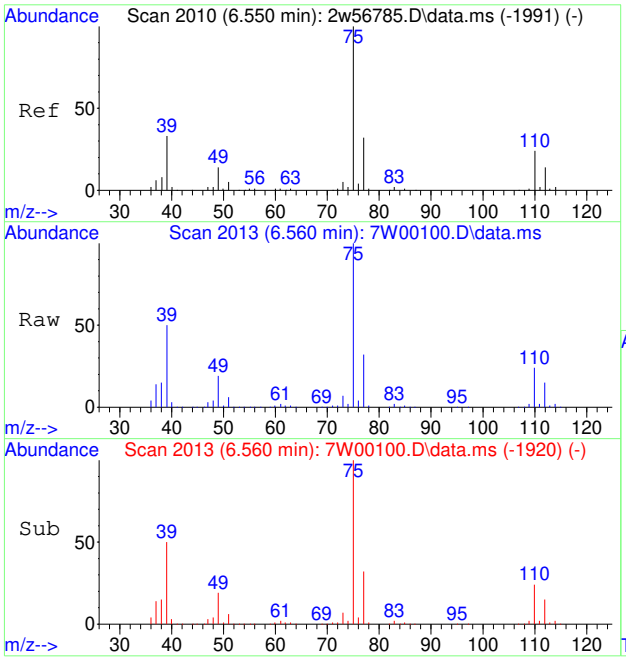

#65
CIS-1,3-DICHLOROPROPENE
Concen: 24.41 PPBV
RT: 6.560 min Scan# 2013
Delta R.T. -0.000 min
Lab File: 7W00100.D
Acq: 30 Nov 2022 3:16 pm

Tgt Ion: 75 Resp: 422749

Ion	Ratio	Lower	Upper
75	100		
77	31.8	25.5	38.3
39	49.5	26.2	39.4#

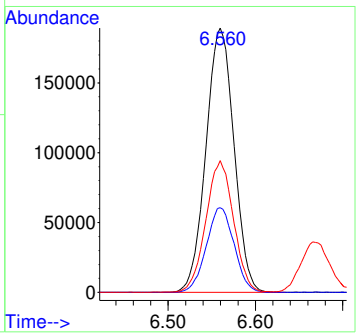

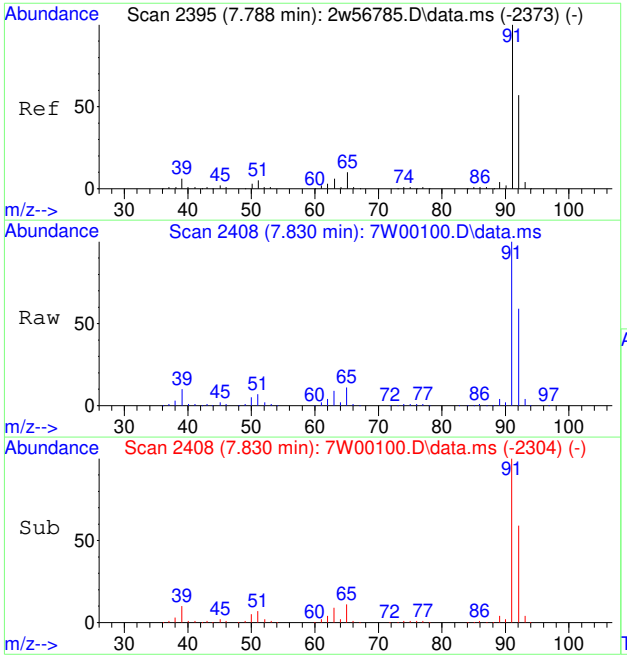

#66
TOLUENE
Concen: 22.33 PPBV
RT: 7.830 min Scan# 2408
Delta R.T. 0.003 min
Lab File: 7W00100.D
Acq: 30 Nov 2022 3:16 pm

Tgt Ion: 91 Resp: 911736

Ion	Ratio	Lower	Upper
91	100		
92	58.1	38.9	78.9

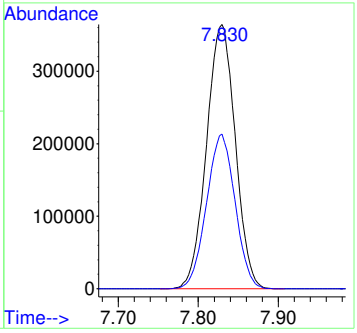

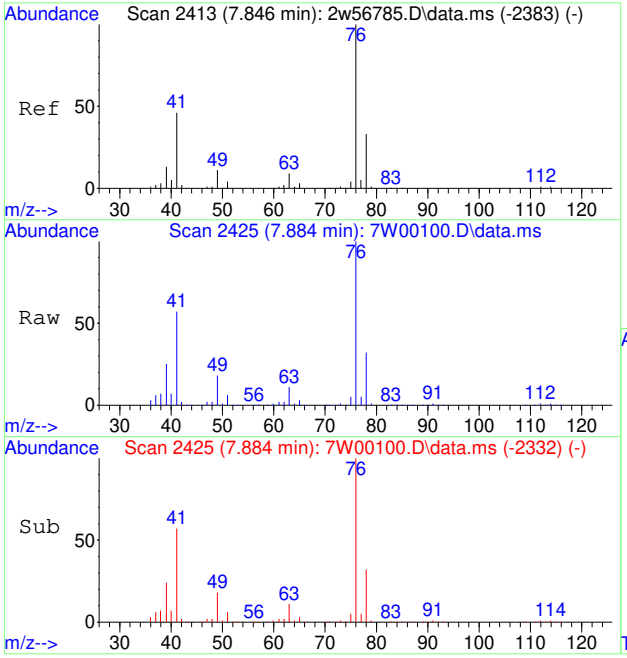

#67
1,3-DICHLOROPROPANE
Concen: 22.15 PPBV
RT: 7.884 min Scan# 2425
Delta R.T. -0.000 min
Lab File: 7W00100.D
Acq: 30 Nov 2022 3:16 pm

Tgt Ion: 76 Resp: 446553

Ion	Ratio	Lower	Upper
76	100		
78	32.5	26.0	39.0
63	10.2	7.5	11.3

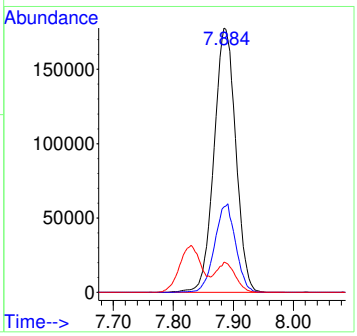

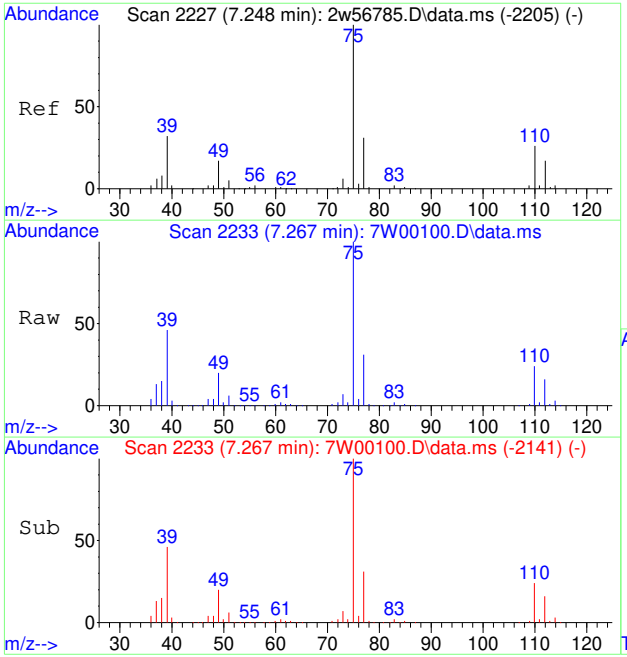

#68
TRANS-1,3-DICHLOROPROPENE
Concen: 26.48 PPBV
RT: 7.267 min Scan# 2233
Delta R.T. -0.003 min
Lab File: 7W00100.D
Acq: 30 Nov 2022 3:16 pm

Tgt Ion: 75 Resp: 403605

Ion	Ratio	Lower	Upper
75	100		
77	31.6	25.8	38.6
39	46.5	26.2	39.4#

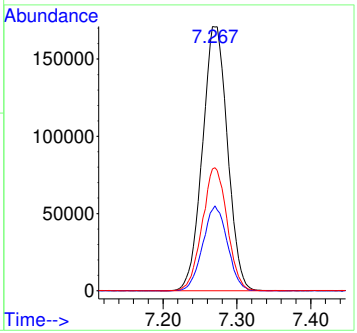

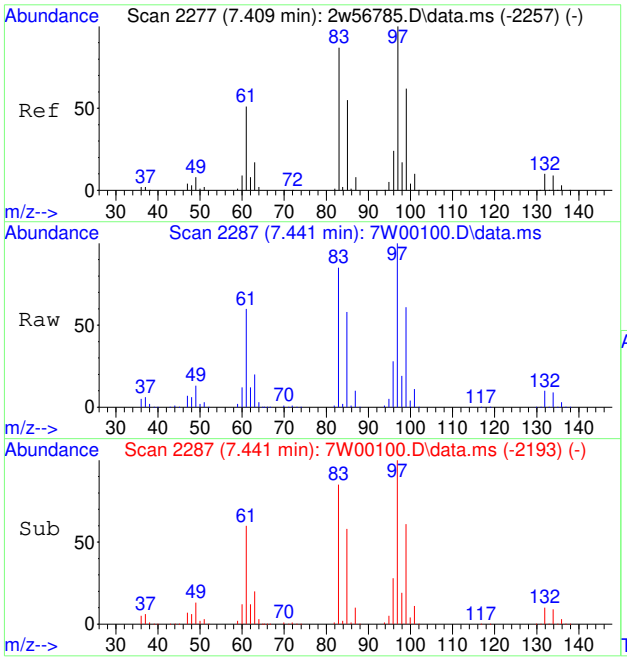

#69
1,1,2-TRICHLOROETHANE
Concen: 21.85 PPBV
RT: 7.441 min Scan# 2287
Delta R.T. 0.003 min
Lab File: 7W00100.D
Acq: 30 Nov 2022 3:16 pm

Tgt Ion: 83 Resp: 262208

Ion	Ratio	Lower	Upper
83	100		
97	119.0	93.1	139.7
85	67.4	51.0	76.6

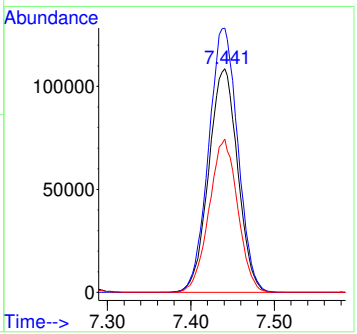

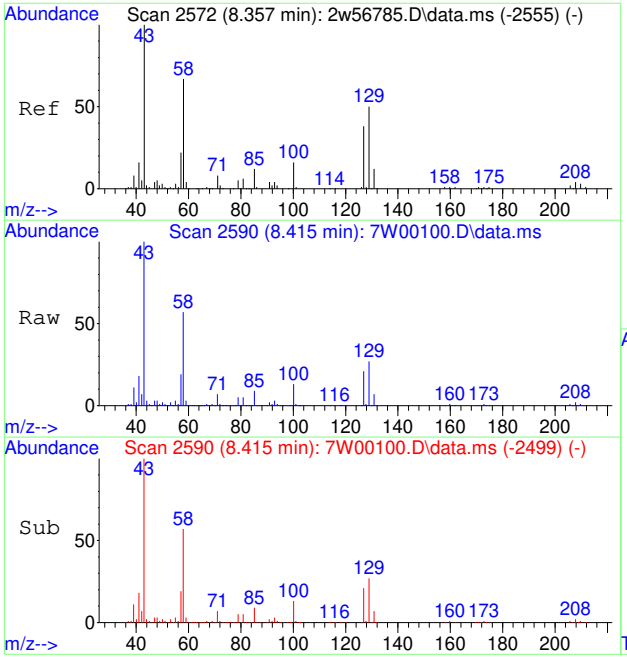

#70
2-HEXANONE
Concen: 21.18 PPBV
RT: 8.415 min Scan# 2590
Delta R.T. -0.007 min
Lab File: 7W00100.D
Acq: 30 Nov 2022 3:16 pm

Tgt Ion: 58 Resp: 318500

Ion	Ratio	Lower	Upper
58	100		
43	176.6	120.6	181.0
100	23.8	19.3	28.9

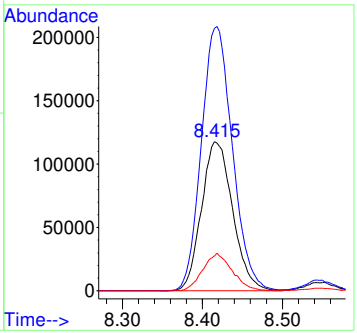

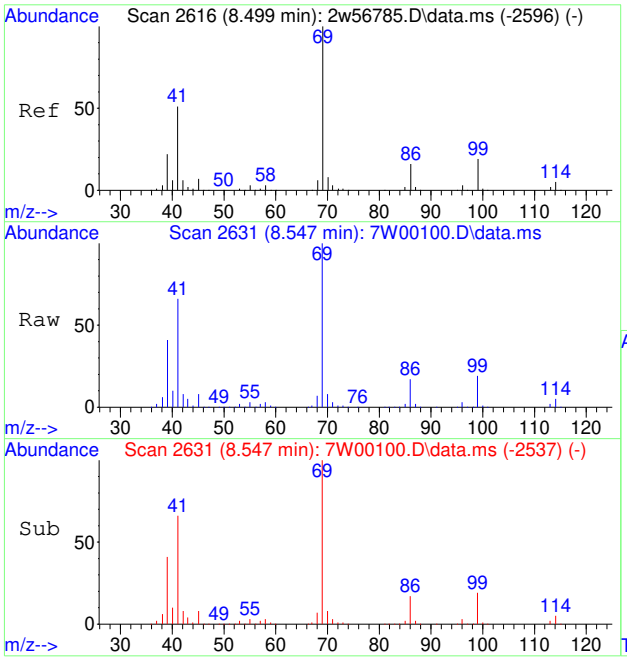

#71
ETHYL METHACRYLATE
Concen: 22.57 PPBV
RT: 8.547 min Scan# 2631
Delta R.T. 0.003 min
Lab File: 7W00100.D
Acq: 30 Nov 2022 3:16 pm

Tgt Ion: 69 Resp: 463096

Ion	Ratio	Lower	Upper
69	100		
41	64.7	41.3	61.9#
86	16.6	12.9	19.3
99	19.0	14.5	21.7

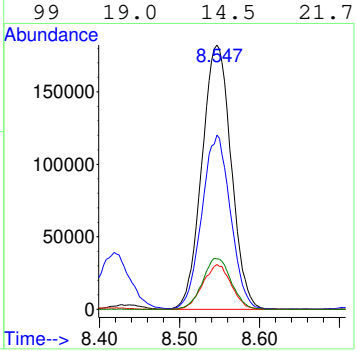

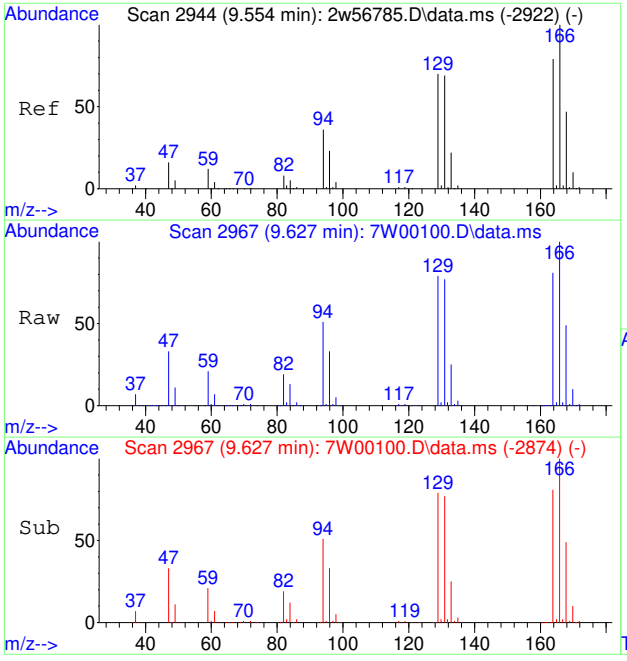

#72
TETRACHLOROETHENE
Concen: 20.86 PPBV
RT: 9.627 min Scan# 2967
Delta R.T. -0.000 min
Lab File: 7W00100.D
Acq: 30 Nov 2022 3:16 pm

Tgt Ion:164 Resp: 339846

Ion	Ratio	Lower	Upper
164	100		
129	99.4	72.0	108.0
168	60.4	48.6	72.8
131	98.1	69.0	103.6

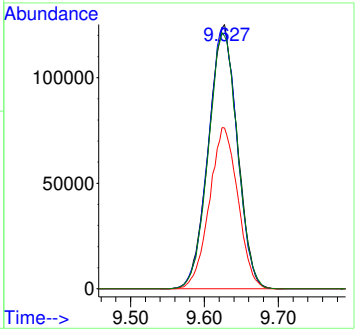

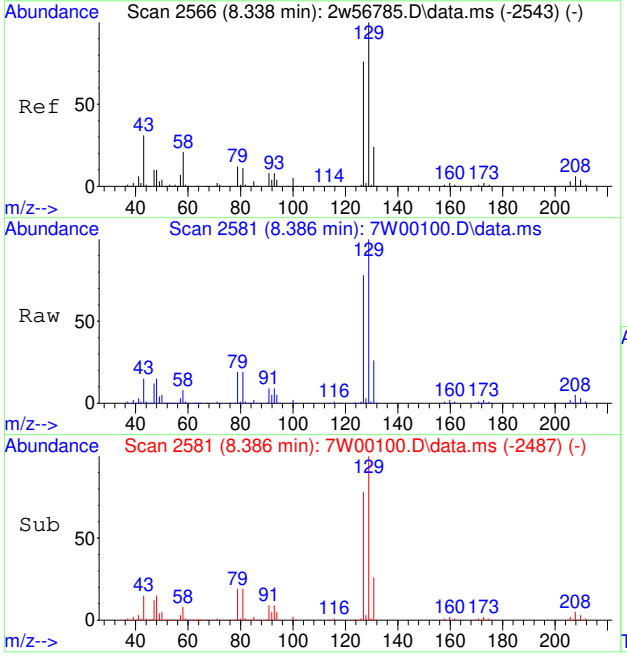

#73
DIBROMOCHLOROMETHANE
Concen: 23.48 PPBV
RT: 8.386 min Scan# 2581
Delta R.T. 0.003 min
Lab File: 7W00100.D
Acq: 30 Nov 2022 3:16 pm

Tgt Ion:129 Resp: 593043

Ion	Ratio	Lower	Upper
129	100		
127	77.6	61.4	92.0
131	24.7	19.3	28.9

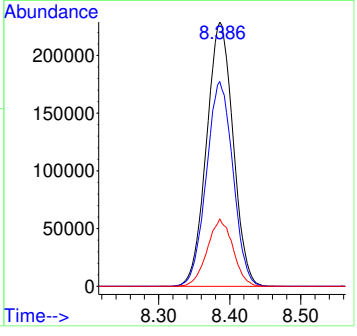

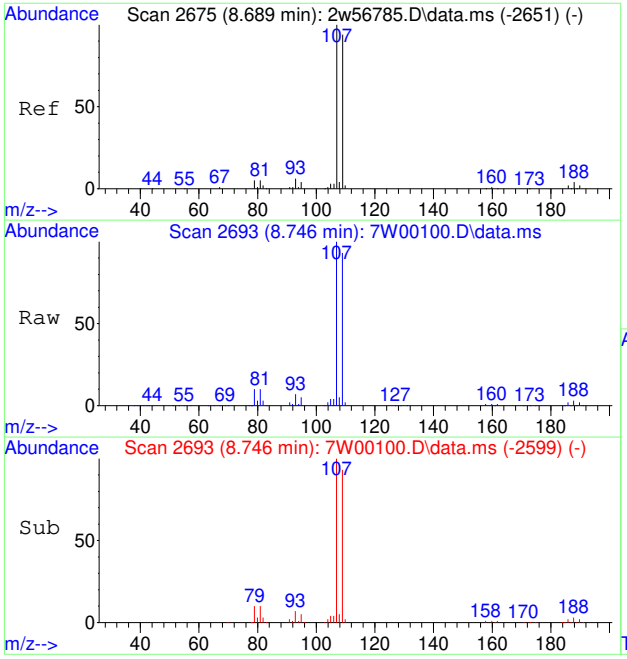

#74
1,2-DIBROMOETHANE
Concen: 23.79 PPBV
RT: 8.746 min Scan# 2693
Delta R.T. 0.003 min
Lab File: 7W00100.D
Acq: 30 Nov 2022 3:16 pm

Tgt Ion:107 Resp: 524874

Ion	Ratio	Lower	Upper
107	100		
109	93.7	75.8	113.6
188	3.5	3.1	4.7

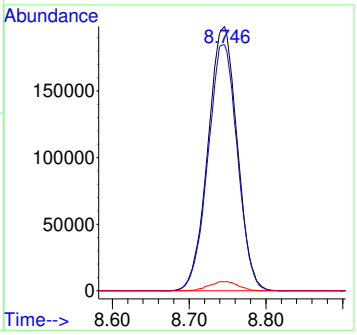

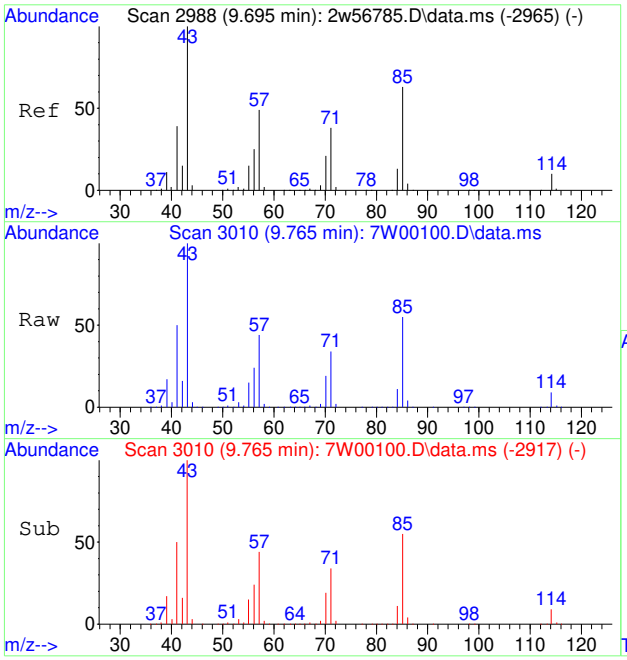

#75
OCTANE
Concen: 18.38 PPBV
RT: 9.765 min Scan# 3010
Delta R.T. -0.000 min
Lab File: 7W00100.D
Acq: 30 Nov 2022 3:16 pm

Tgt Ion: 43 Resp: 531690

Ion	Ratio	Lower	Upper
43	100		
85	56.6	49.8	74.8
57	44.4	38.8	58.2

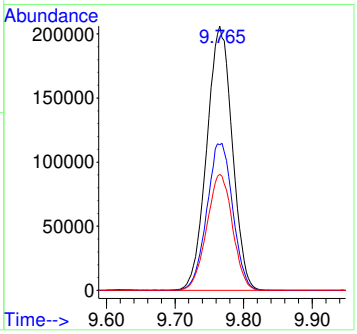

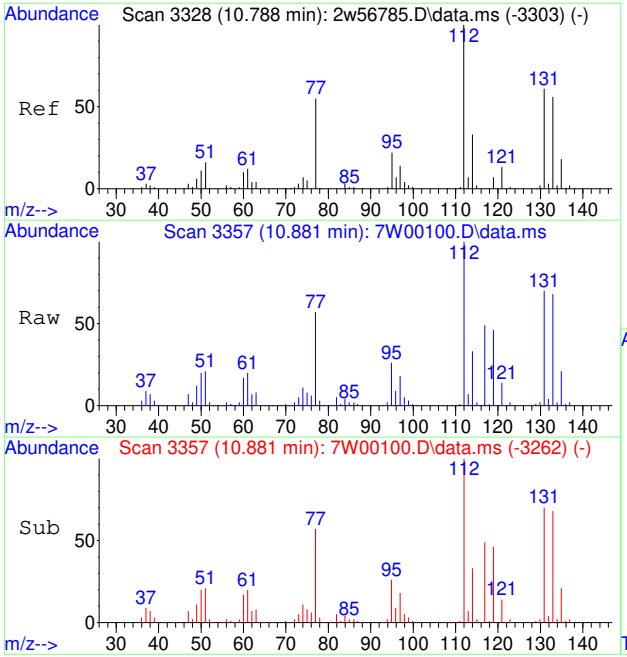

#77
1,1,1,2-TETRACHLOROETHANE
Concen: 22.40 PPBV
RT: 10.881 min Scan# 3357
Delta R.T. 0.006 min
Lab File: 7W00100.D
Acq: 30 Nov 2022 3:16 pm

Tgt Ion:131 Resp: 423657

Ion	Ratio	Lower	Upper
131	100		
95	37.2	28.6	43.0

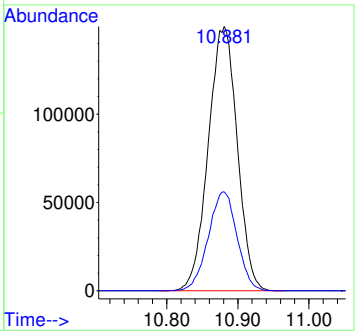

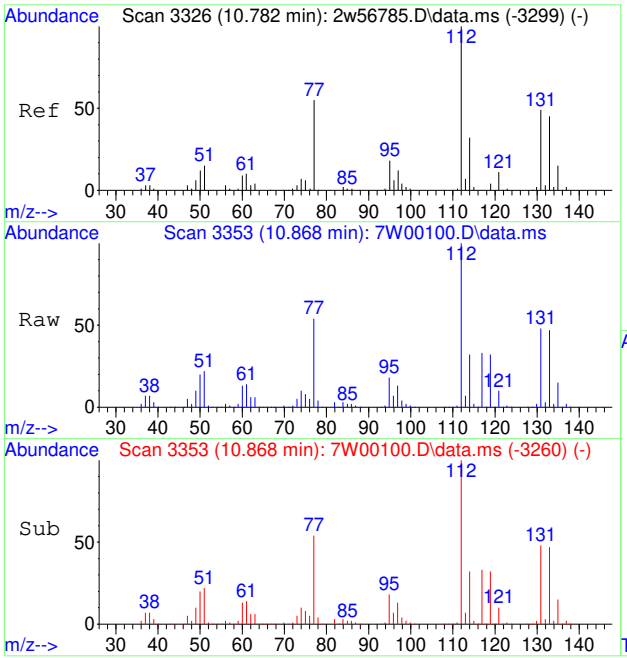

#78
CHLOROBENZENE
Concen: 22.48 PPBV
RT: 10.868 min Scan# 3353
Delta R.T. -0.000 min
Lab File: 7W00100.D
Acq: 30 Nov 2022 3:16 pm

Tgt Ion:112 Resp: 762776

Ion	Ratio	Lower	Upper
112	100		
114	31.9	25.5	38.3
77	55.8	45.2	67.8

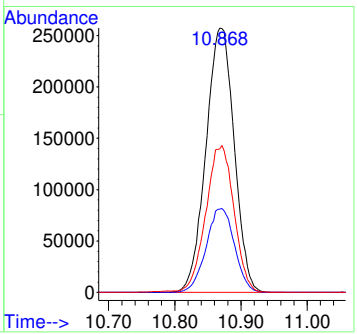

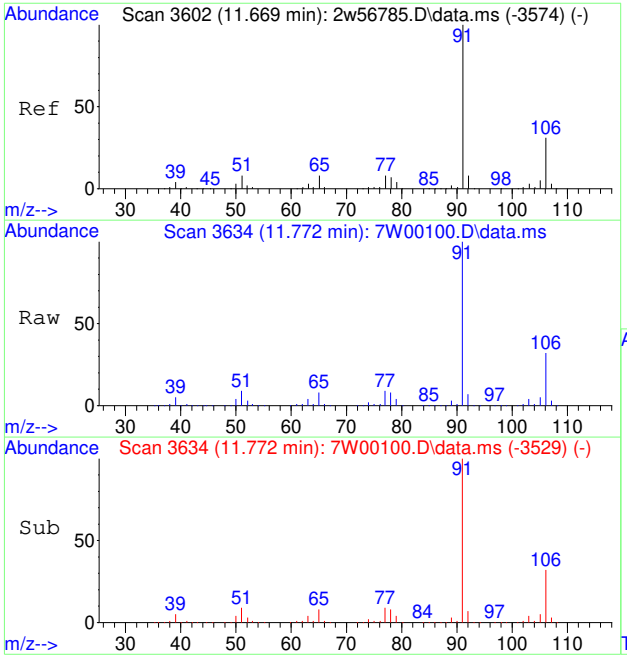

#79
ETHYLBENZENE
Concen: 22.69 PPBV
RT: 11.772 min Scan# 3634
Delta R.T. 0.006 min
Lab File: 7W00100.D
Acq: 30 Nov 2022 3:16 pm

Tgt Ion: 91 Resp: 1235564

Ion	Ratio	Lower	Upper
91	100		
106	32.0	11.7	51.7

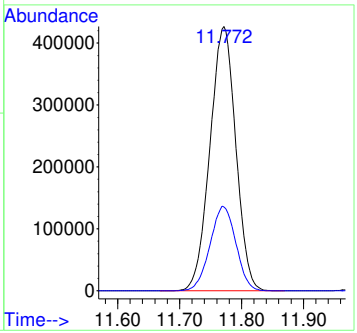

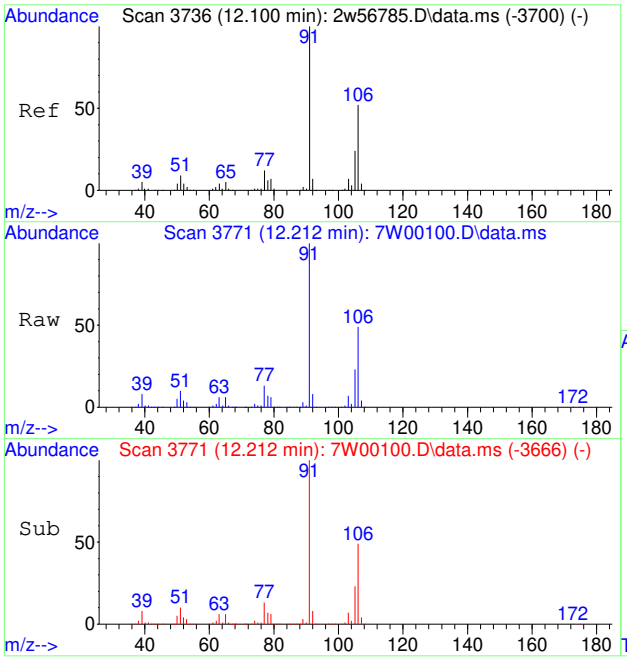

#80
M,P-XYLENE
Concen: 47.16 PPBV
RT: 12.212 min Scan# 3771
Delta R.T. 0.006 min
Lab File: 7W00100.D
Acq: 30 Nov 2022 3:16 pm

Tgt Ion: 91 Resp: 1932114

Ion	Ratio	Lower	Upper
91	100		
106	25.2	31.5	71.5#
105	11.5	3.6	43.6

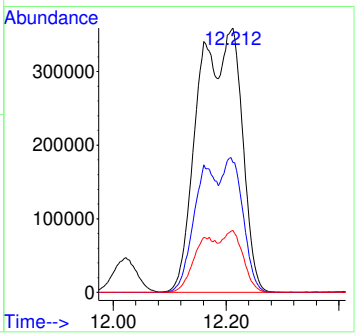

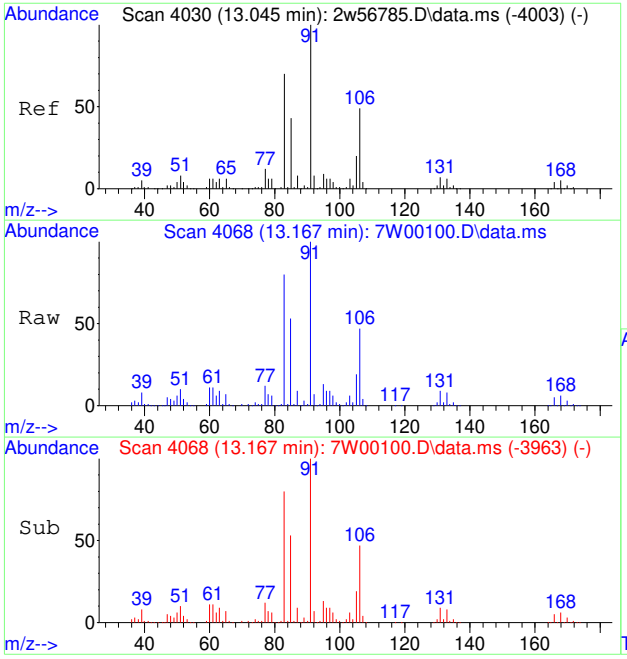

#81
O-XYLENE
Concen: 23.47 PPBV
RT: 13.167 min Scan# 4068
Delta R.T. 0.006 min
Lab File: 7W00100.D
Acq: 30 Nov 2022 3:16 pm

Tgt Ion: 91 Resp: 984351

Ion	Ratio	Lower	Upper
91	100		
106	46.6	39.1	58.7
105	18.9	15.7	23.5

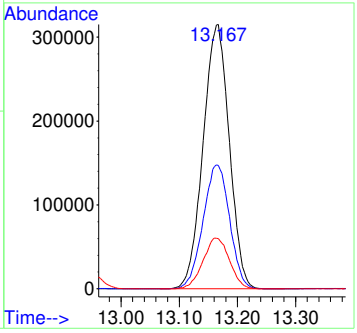

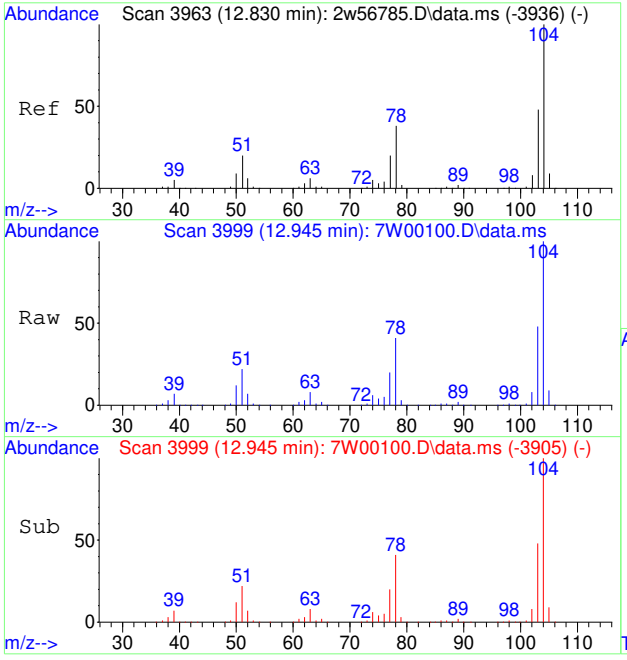

#82
STYRENE
Concen: 25.09 PPBV
RT: 12.945 min Scan# 3999
Delta R.T. 0.003 min
Lab File: 7W00100.D
Acq: 30 Nov 2022 3:16 pm

Tgt Ion:104 Resp: 769730

Ion	Ratio	Lower	Upper
104	100		
78	40.4	30.7	46.1
103	47.5	37.8	56.6

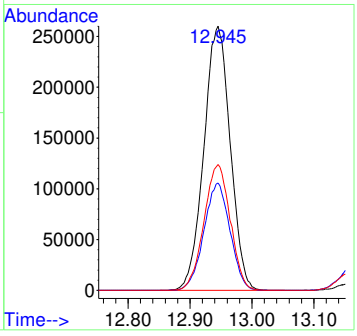

7.7.29

7

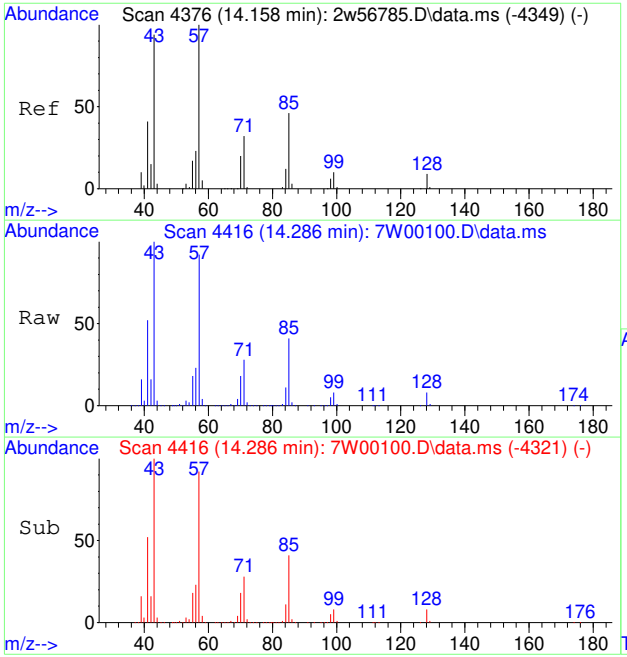

#83
NONANE
Concen: 18.42 PPBV
RT: 14.286 min Scan# 4416
Delta R.T. 0.006 min
Lab File: 7W00100.D
Acq: 30 Nov 2022 3:16 pm

Tgt Ion: 43 Resp: 573944

Ion	Ratio	Lower	Upper
43	100		
85	41.4	37.8	56.6
57	94.1	87.0	130.4

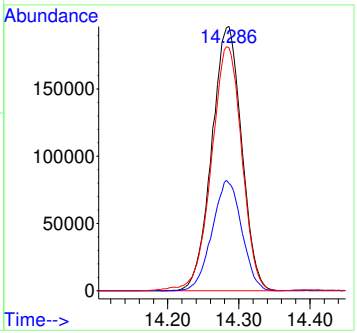

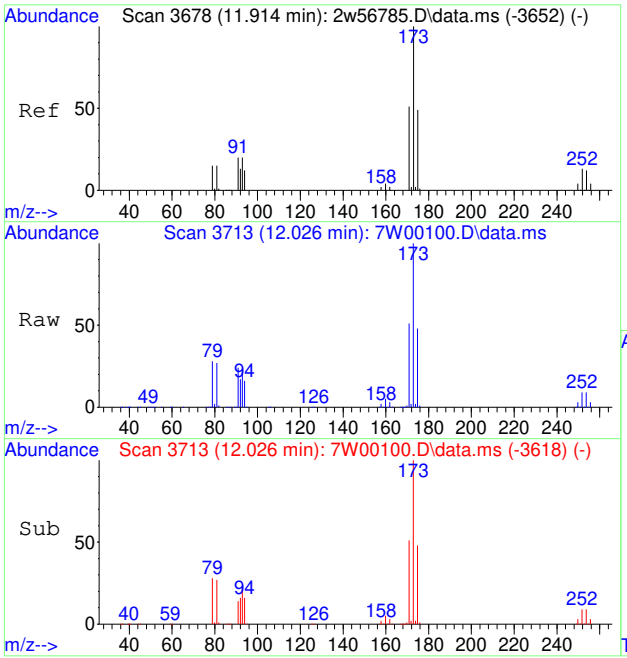

#84
BROMOFORM
Concen: 22.61 PPBV
RT: 12.026 min Scan# 3713
Delta R.T. 0.006 min
Lab File: 7W00100.D
Acq: 30 Nov 2022 3:16 pm

Tgt Ion:173 Resp: 546340

Ion	Ratio	Lower	Upper
173	100		
175	49.9	39.0	58.6
254	8.5	10.1	15.1#

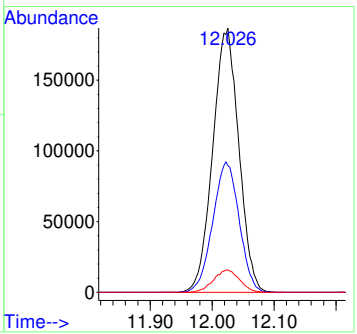

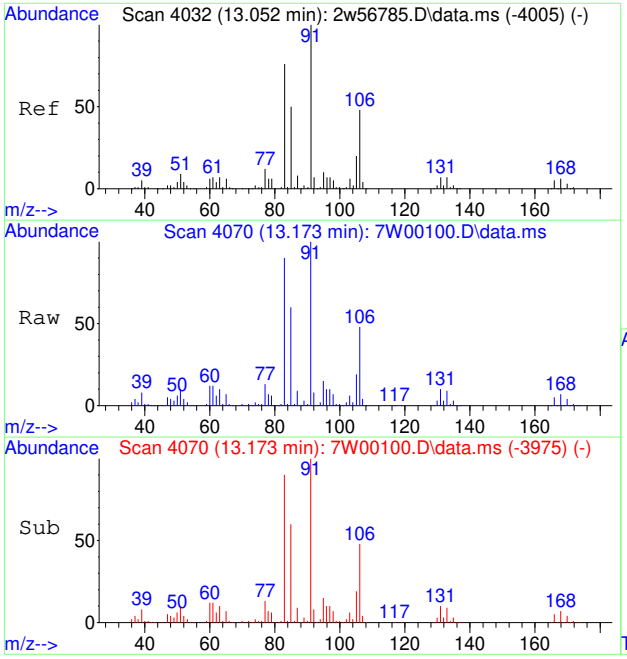

#85
1,1,2,2-TETRACHLOROETHANE
Concen: 26.55 PPBV
RT: 13.173 min Scan# 4070
Delta R.T. 0.006 min
Lab File: 7W00100.D
Acq: 30 Nov 2022 3:16 pm

Tgt Ion: 83 Resp: 732110

Ion	Ratio	Lower	Upper
83	100		
85	67.2	51.6	77.4
131	10.8	7.8	11.8

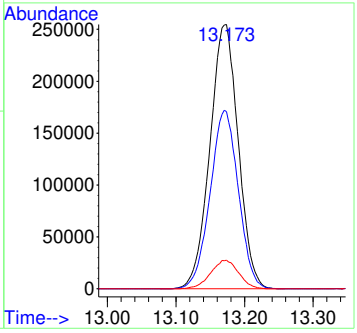

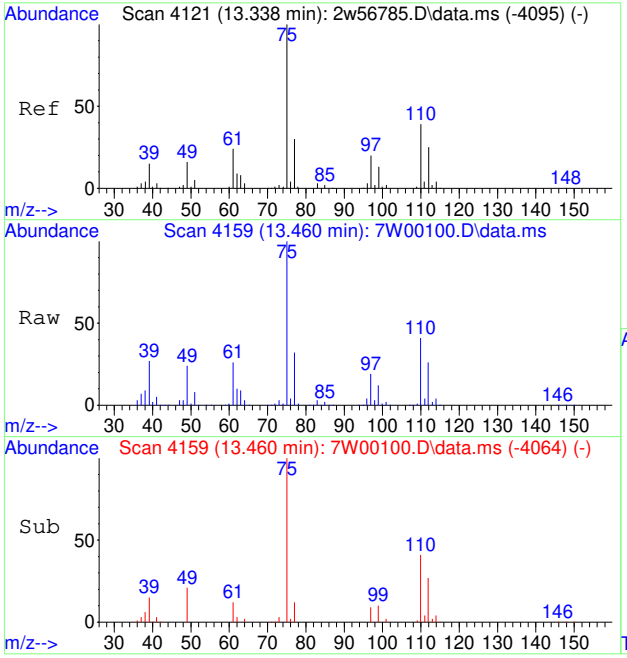

#86
1,2,3-TRICHLOROPROPANE
Concen: 23.53 PPBV
RT: 13.460 min Scan# 4159
Delta R.T. 0.006 min
Lab File: 7W00100.D
Acq: 30 Nov 2022 3:16 pm

Tgt Ion: 75 Resp: 548041

Ion	Ratio	Lower	Upper
75	100		
100	0.7	0.4	0.6#

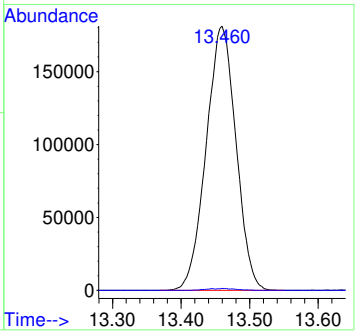

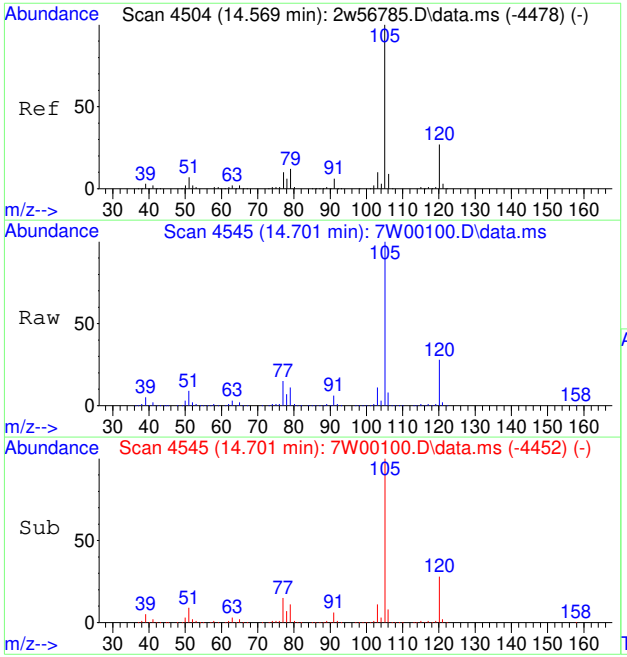

#88
ISOPROPYLBENZENE
Concen: 24.10 PPBV
RT: 14.701 min Scan# 4545
Delta R.T. -0.000 min
Lab File: 7W00100.D
Acq: 30 Nov 2022 3:16 pm

Tgt Ion:120 Resp: 397754

Ion	Ratio	Lower	Upper
120	100		
77	55.4	41.6	62.4

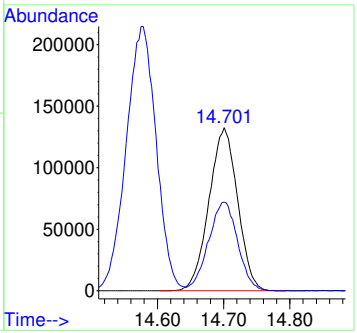

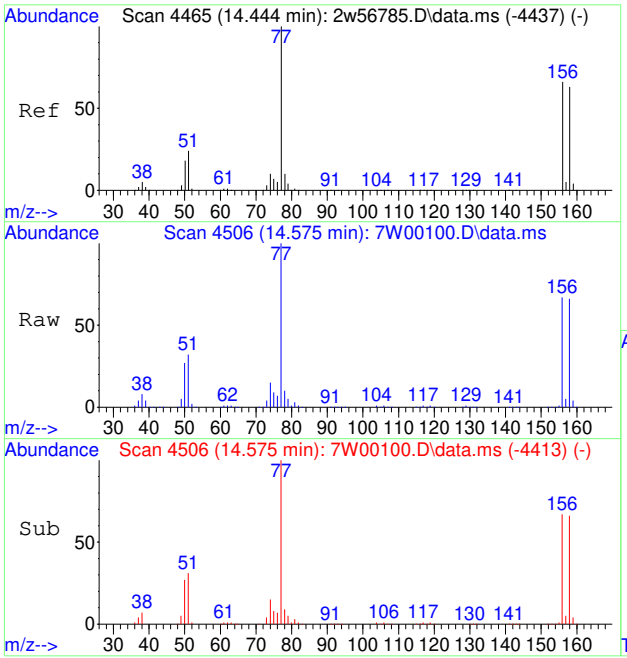

#89
BROMOBENZENE
Concen: 23.04 PPBV
RT: 14.575 min Scan# 4506
Delta R.T. -0.000 min
Lab File: 7W00100.D
Acq: 30 Nov 2022 3:16 pm

Tgt Ion: 77 Resp: 678481

Ion	Ratio	Lower	Upper
77	100		
156	67.6	53.7	80.5
158	65.6	52.2	78.2

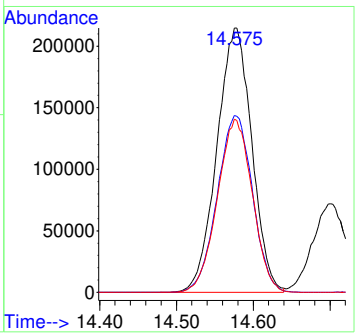

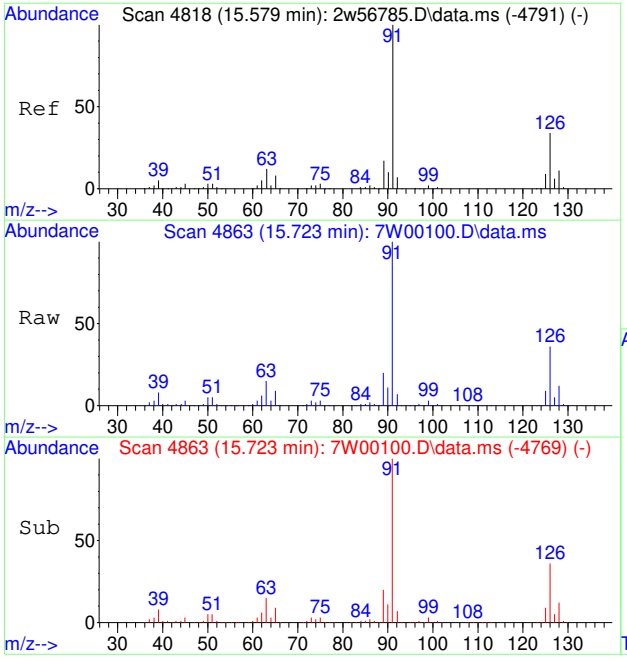

#90
2-CHLOROTOLUENE
Concen: 25.77 PPBV
RT: 15.723 min Scan# 4863
Delta R.T. 0.003 min
Lab File: 7W00100.D
Acq: 30 Nov 2022 3:16 pm

Tgt Ion:126 Resp: 363595

Ion	Ratio	Lower	Upper
126	100		
128	32.1	26.1	39.1

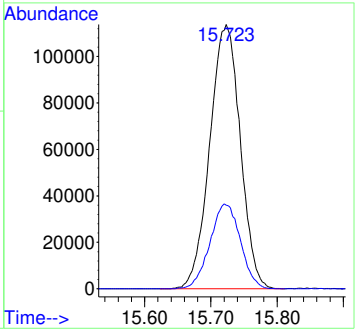

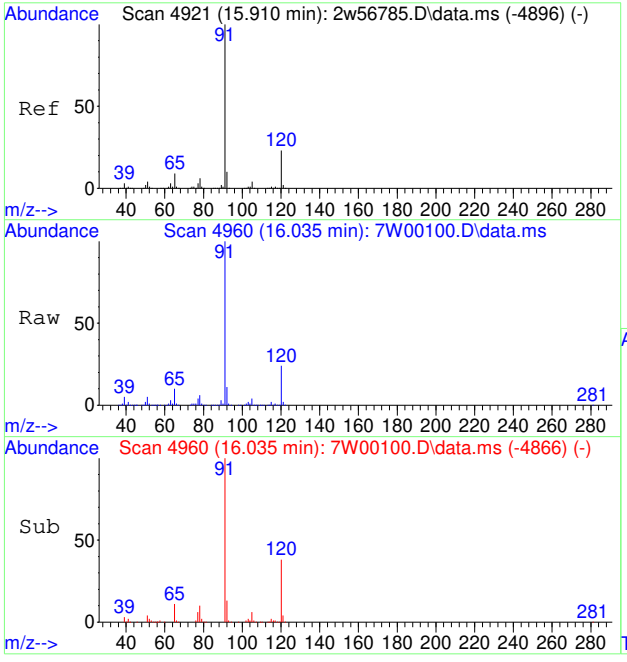

#91
N-PROPYLBENZENE
Concen: 25.85 PPBV
RT: 16.035 min Scan# 4960
Delta R.T. 0.003 min
Lab File: 7W00100.D
Acq: 30 Nov 2022 3:16 pm

Tgt Ion:120 Resp: 420654

Ion	Ratio	Lower	Upper
120	100		
105	15.6	13.0	19.4

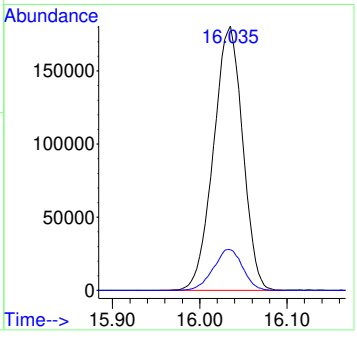

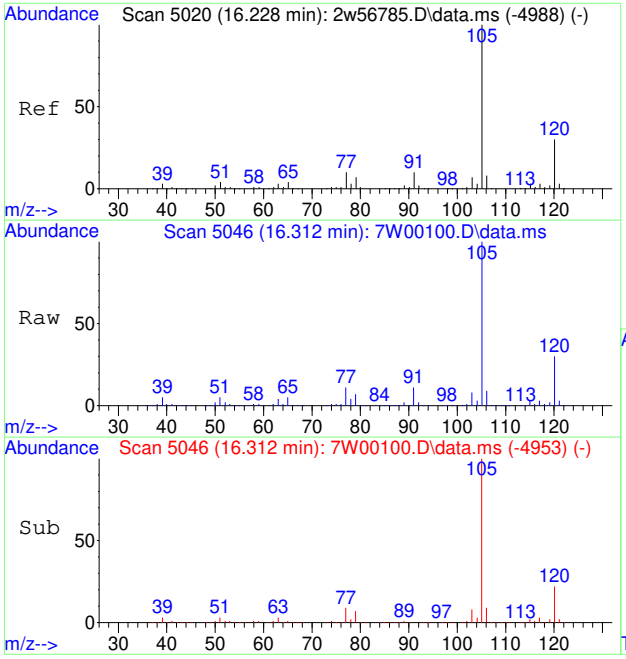

#92
4-ETHYLTOLUENE
Concen: 25.31 PPBV
RT: 16.312 min Scan# 5046
Delta R.T. -0.000 min
Lab File: 7W00100.D
Acq: 30 Nov 2022 3:16 pm

Tgt Ion:105 Resp: 1510062

Ion	Ratio	Lower	Upper
105	100		
120	30.8	23.7	35.5
119	2.2	1.9	2.9

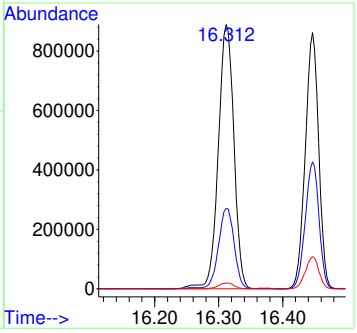

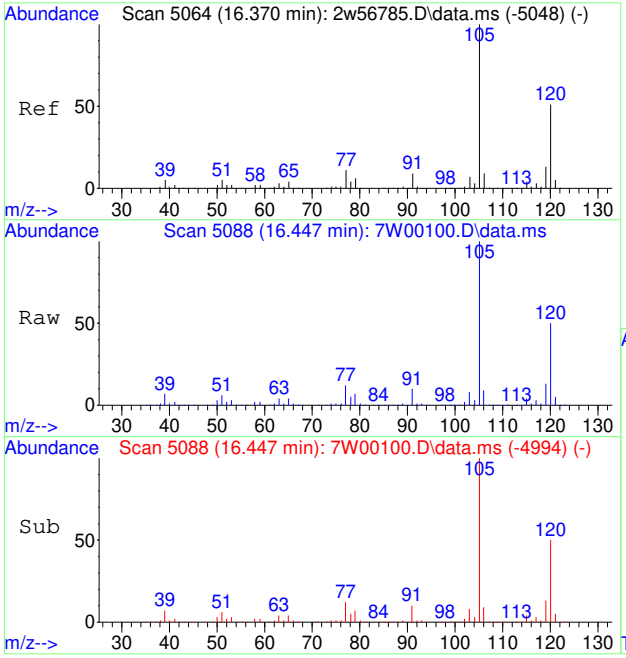

#93
1,3,5-TRIMETHYLBENZENE
Concen: 25.19 PPBV
RT: 16.447 min Scan# 5088
Delta R.T. 0.003 min
Lab File: 7W00100.D
Acq: 30 Nov 2022 3:16 pm

Tgt Ion:105 Resp: 1256624

Ion	Ratio	Lower	Upper
105	100		
120	50.6	40.4	60.6
91	10.7	7.4	11.2

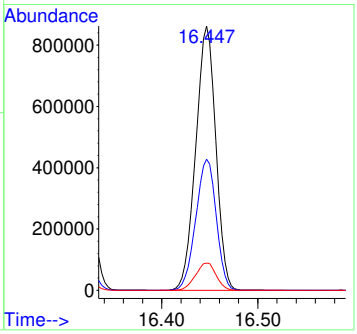

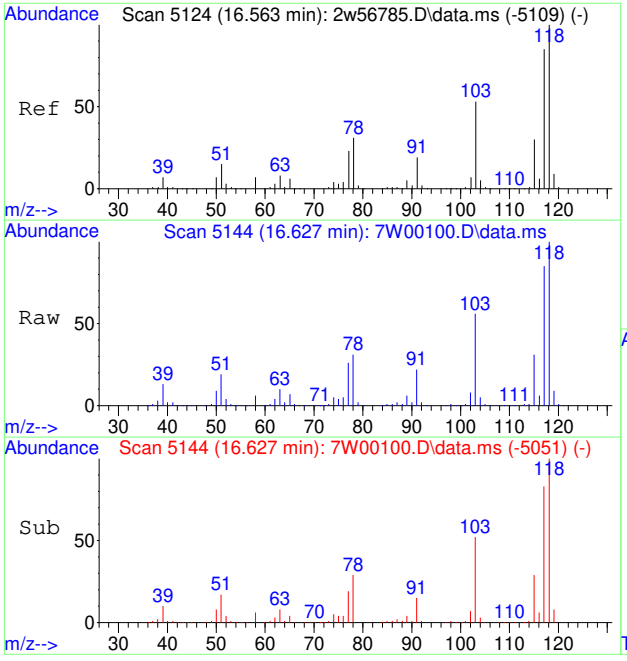

#94
ALPHA-METHYLSTYRENE
Concen: 27.37 PPBV
RT: 16.627 min Scan# 5144
Delta R.T. -0.000 min
Lab File: 7W00100.D
Acq: 30 Nov 2022 3:16 pm

Tgt Ion:118 Resp: 667249

Ion	Ratio	Lower	Upper
118	100		
117	85.3	69.3	103.9
103	56.0	43.8	65.6

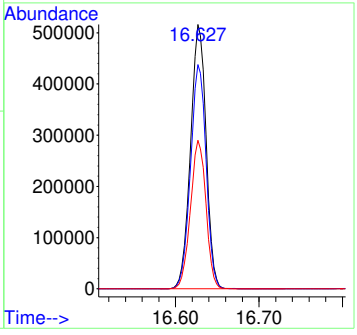

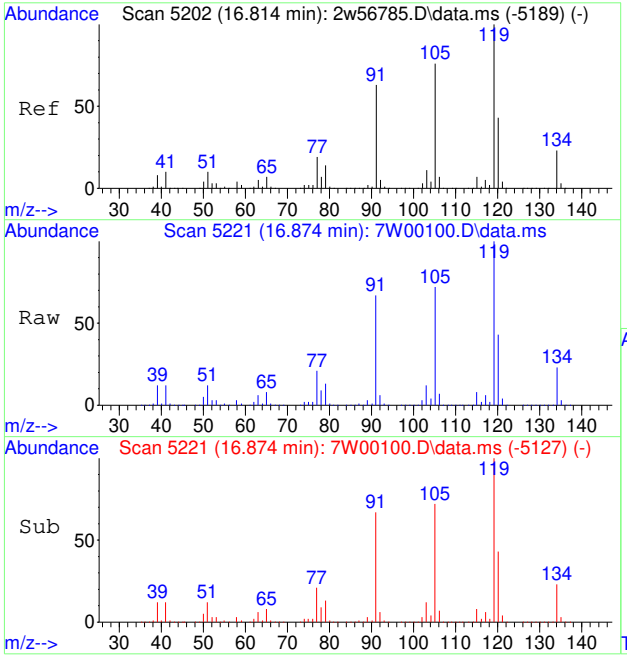

#95
TERT-BUTYLBENZENE
Concen: 25.93 PPBV
RT: 16.874 min Scan# 5221
Delta R.T. 0.003 min
Lab File: 7W00100.D
Acq: 30 Nov 2022 3:16 pm

Tgt Ion:134 Resp: 330310

Ion	Ratio	Lower	Upper
134	100		
119	440.2	355.0	532.4

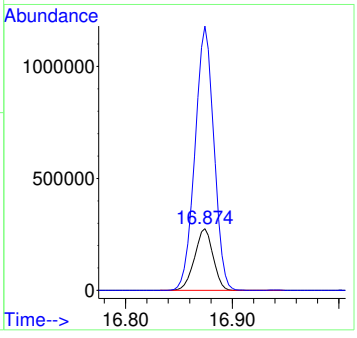

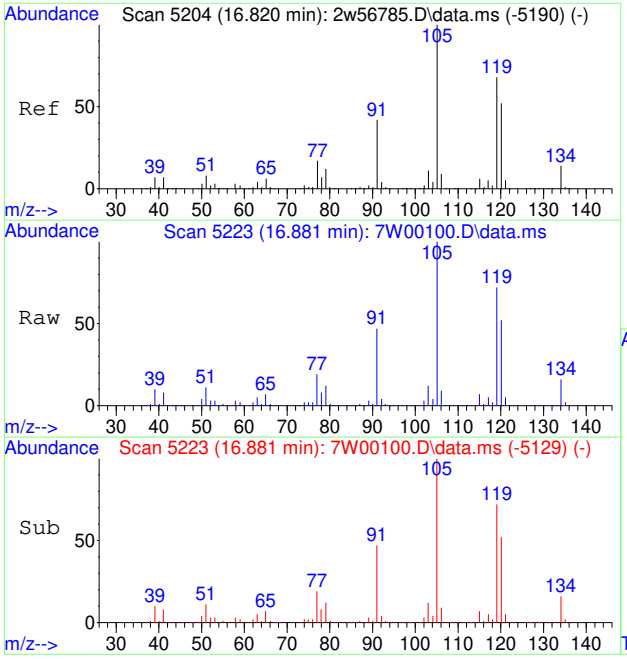

#96
1,2,4-TRIMETHYLBENZENE
Concen: 27.16 PPBV
RT: 16.881 min Scan# 5223
Delta R.T. 0.003 min
Lab File: 7W00100.D
Acq: 30 Nov 2022 3:16 pm

Tgt Ion:105 Resp: 1359573

Ion	Ratio	Lower	Upper
105	100		
120	56.4	45.4	68.2
119	107.0	90.6	135.8

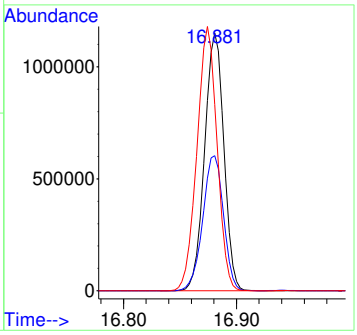

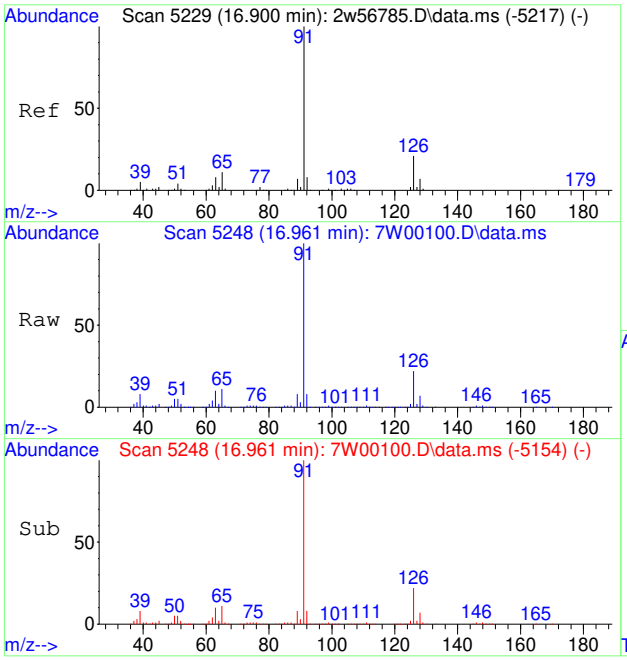

#97
BENZYL CHLORIDE
Concen: 58.46 PPBV
RT: 16.961 min Scan# 5248
Delta R.T. 0.003 min
Lab File: 7W00100.D
Acq: 30 Nov 2022 3:16 pm

Tgt Ion: 91 Resp: 1133470

Ion	Ratio	Lower	Upper
91	100		
126	22.3	17.2	25.8
65	11.4	8.5	12.7

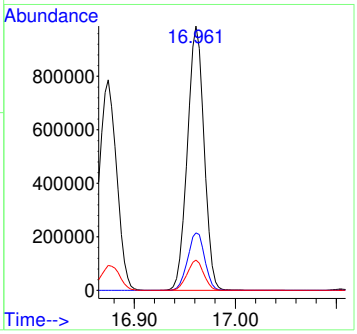

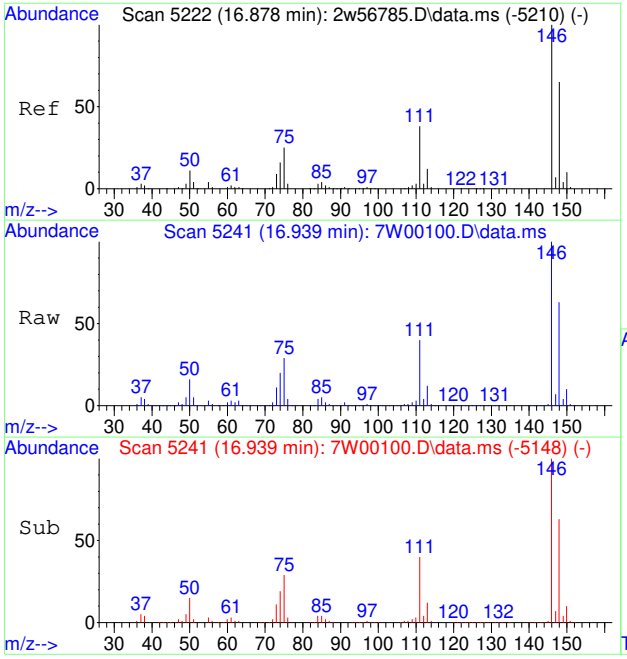

#98
M-DICHLOROBENZENE
Concen: 29.19 PPBV
RT: 16.939 min Scan# 5241
Delta R.T. -0.000 min
Lab File: 7W00100.D
Acq: 30 Nov 2022 3:16 pm

Tgt Ion:146 Resp: 891164

Ion	Ratio	Lower	Upper
146	100		
148	63.4	51.0	76.6
111	39.3	30.6	45.8

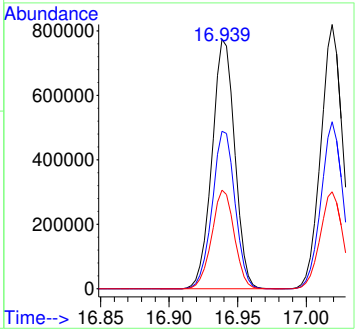

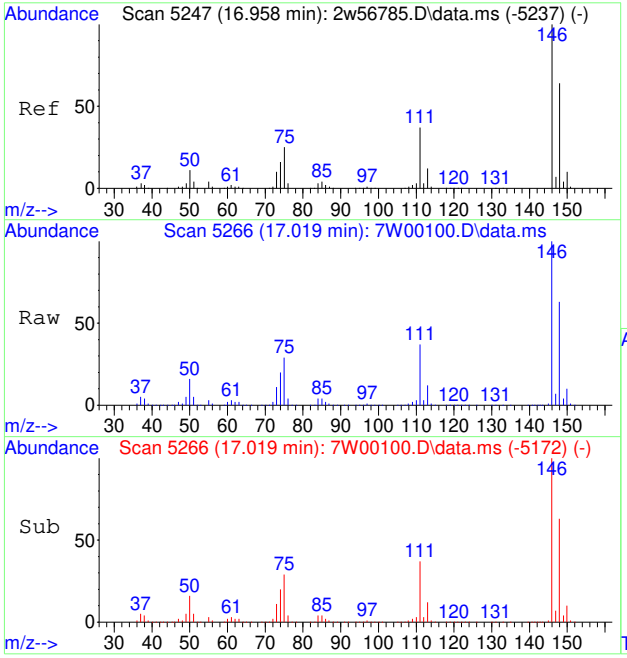

#99
P-DICHLOROBENZENE
Concen: 29.72 PPBV
RT: 17.019 min Scan# 5266
Delta R.T. 0.003 min
Lab File: 7W00100.D
Acq: 30 Nov 2022 3:16 pm

Tgt Ion:146 Resp: 898406

Ion	Ratio	Lower	Upper
146	100		
148	63.3	51.0	76.6
111	37.7	29.4	44.0

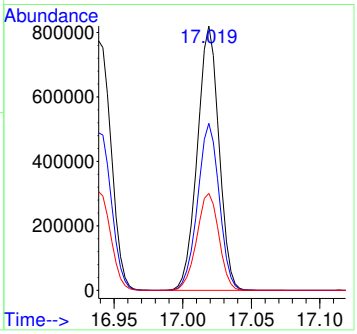

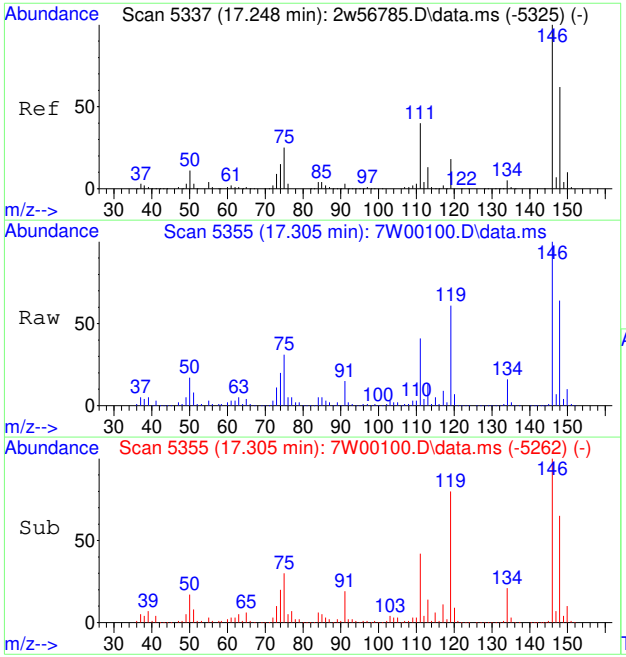

#100
O-DICHLOROBENZENE
Concen: 30.45 PPBV
RT: 17.305 min Scan# 5355
Delta R.T. -0.000 min
Lab File: 7W00100.D
Acq: 30 Nov 2022 3:16 pm

Tgt Ion:146 Resp: 889690

Ion	Ratio	Lower	Upper
146	100		
148	63.3	51.0	76.4
111	40.7	31.8	47.6

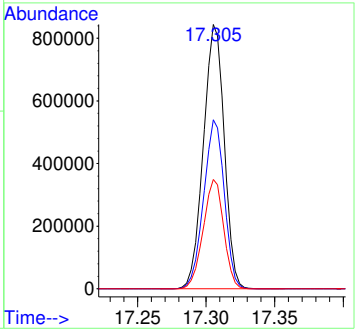

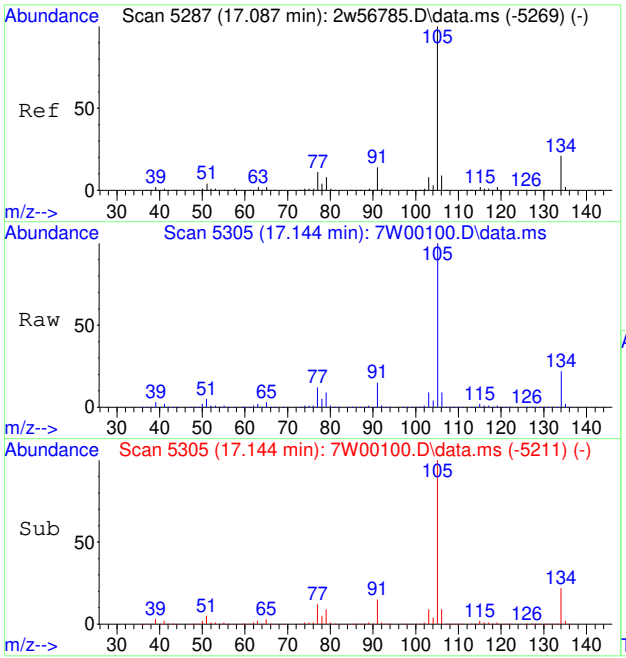

#101
SEC-BUTYLBENZENE
Concen: 27.22 PPBV
RT: 17.144 min Scan# 5305
Delta R.T. 0.003 min
Lab File: 7W00100.D
Acq: 30 Nov 2022 3:16 pm

Tgt Ion:134 Resp: 411813

Ion	Ratio	Lower	Upper
134	100		
105	467.6	396.9	595.3

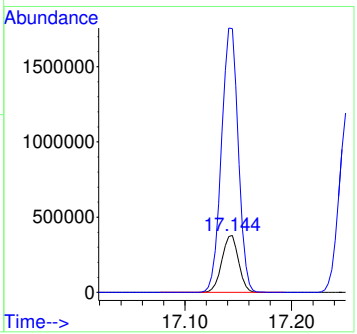

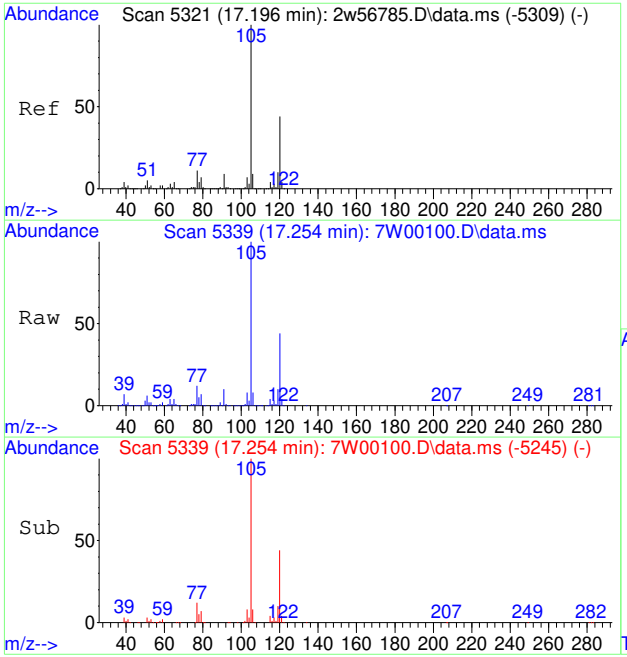

#102
1,2,3-TRIMETHYLBENZENE
Concen: 27.39 PPBV
RT: 17.254 min Scan# 5339
Delta R.T. 0.003 min
Lab File: 7W00100.D
Acq: 30 Nov 2022 3:16 pm

Tgt Ion:105 Resp: 1296084

Ion	Ratio	Lower	Upper
105	100		
120	44.2	35.0	52.6
91	10.3	7.3	10.9

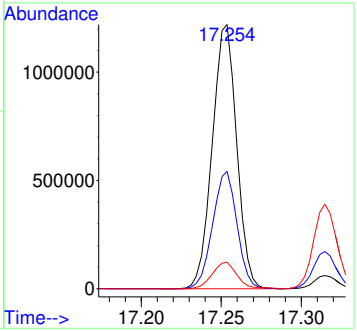

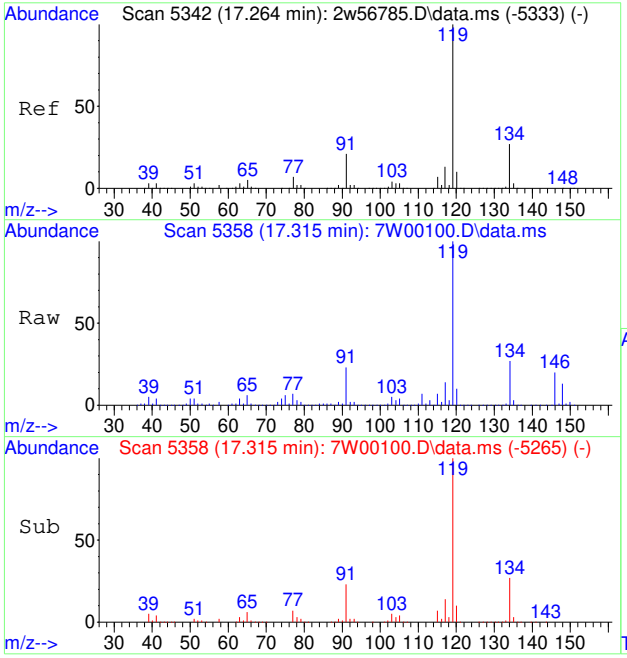

#103
P-ISOPROPYLTOLUENE
Concen: 29.95 PPBV
RT: 17.315 min Scan# 5358
Delta R.T. -0.000 min
Lab File: 7W00100.D
Acq: 30 Nov 2022 3:16 pm

Tgt Ion:134 Resp: 472233

Ion	Ratio	Lower	Upper
134	100		
119	367.2	302.5	453.7

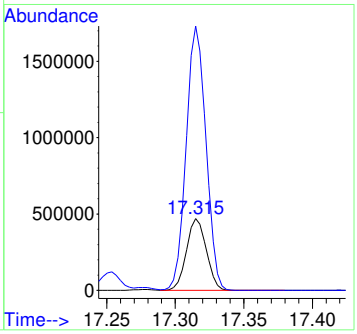

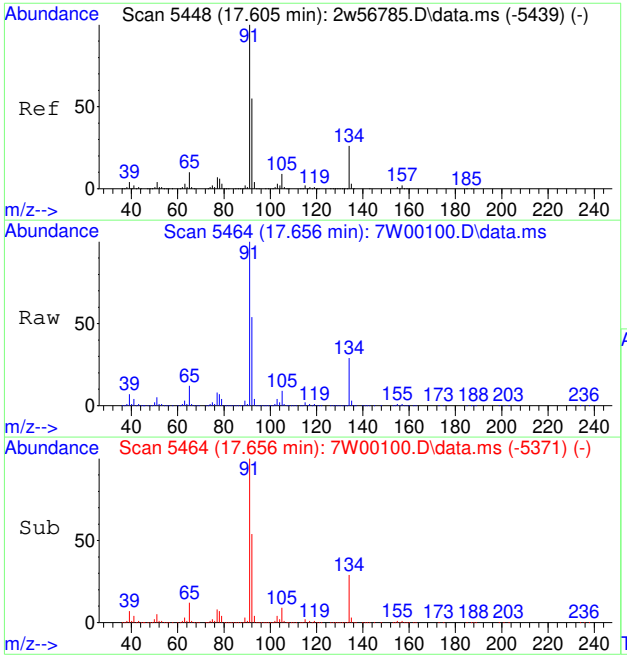

#104
N-BUTYLBENZENE
Concen: 31.07 PPBV
RT: 17.656 min Scan# 5464
Delta R.T. -0.000 min
Lab File: 7W00100.D
Acq: 30 Nov 2022 3:16 pm

Tgt Ion:134 Resp: 455009

Ion	Ratio	Lower	Upper
134	100		
91	353.3	296.4	444.6

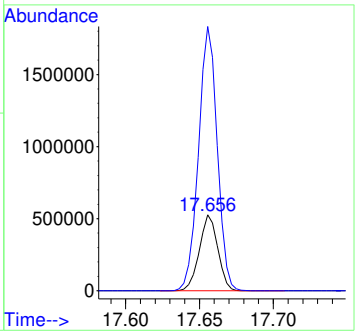

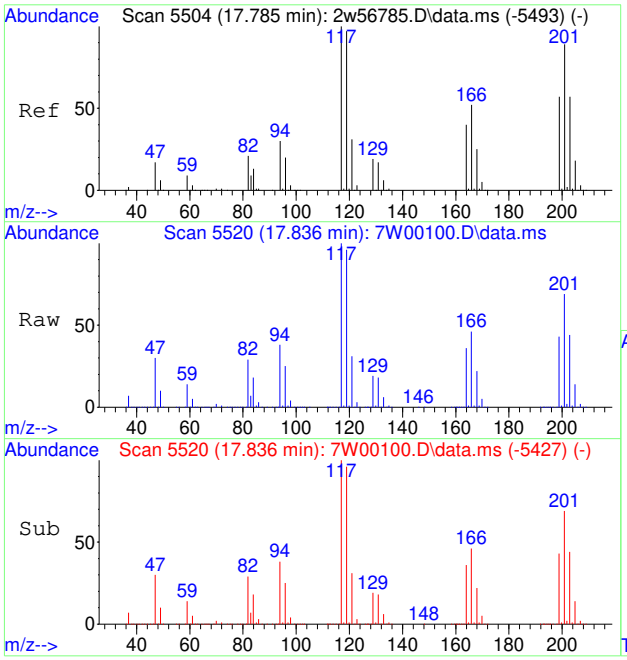

#105
HEXACHLOROETHANE
Concen: 30.04 PPBV
RT: 17.836 min Scan# 5520
Delta R.T. -0.000 min
Lab File: 7W00100.D
Acq: 30 Nov 2022 3:16 pm

Tgt Ion:117 Resp: 571726

Ion	Ratio	Lower	Upper
117	100		
119	96.4	76.4	114.6
201	69.5	70.2	105.4#

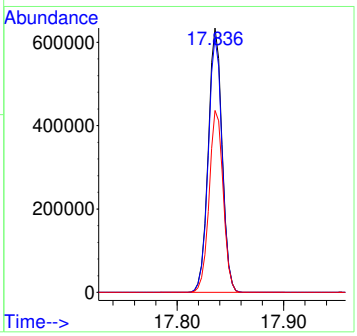

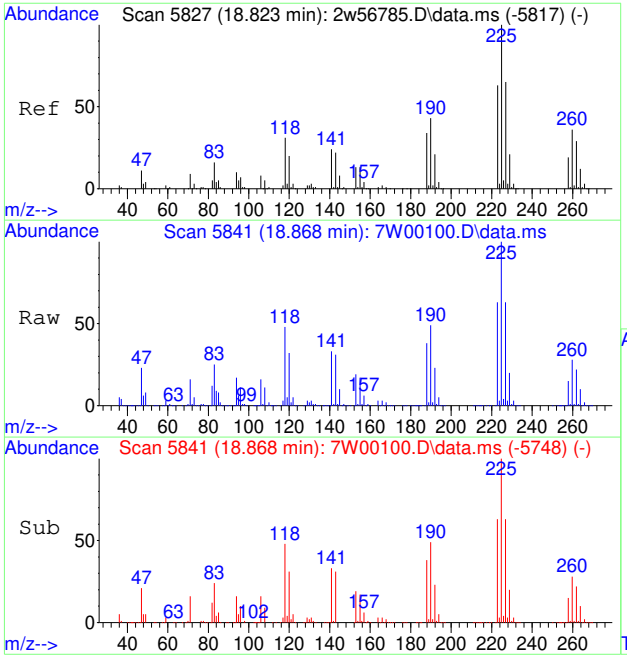

#106
HEXACHLOROBUTADIENE
Concen: 32.82 PPBV
RT: 18.868 min Scan# 5841
Delta R.T. -0.000 min
Lab File: 7W00100.D
Acq: 30 Nov 2022 3:16 pm

Tgt Ion:225 Resp: 734731

Ion	Ratio	Lower	Upper
225	100		
227	63.5	51.4	77.0
223	63.2	50.1	75.1

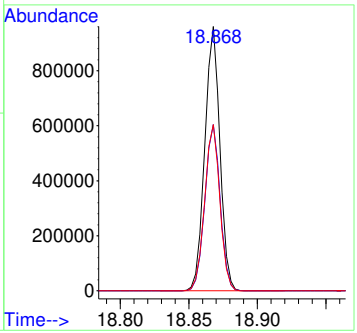

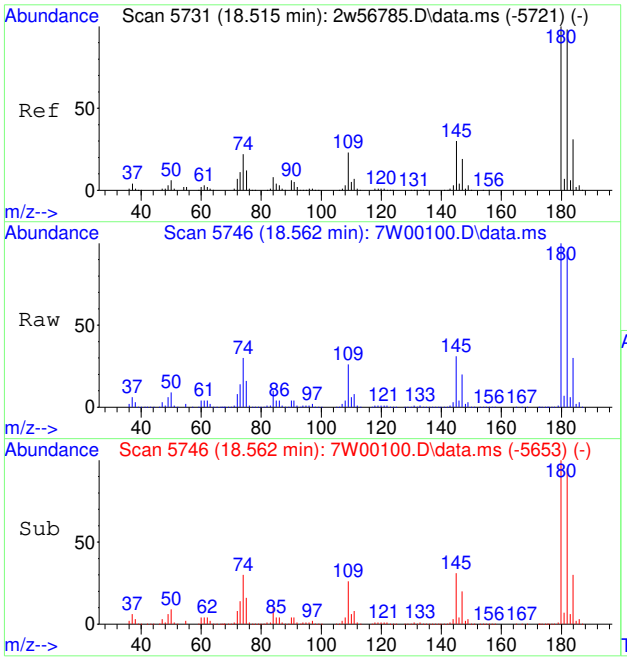

#107
1,2,4-TRICHLOROBENZENE
Concen: 47.73 PPBV
RT: 18.562 min Scan# 5746
Delta R.T. -0.000 min
Lab File: 7W00100.D
Acq: 30 Nov 2022 3:16 pm

Tgt Ion:180 Resp: 898567

Ion	Ratio	Lower	Upper
180	100		
182	94.5	77.0	115.4
145	31.1	23.3	34.9

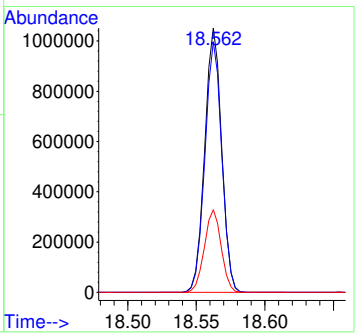

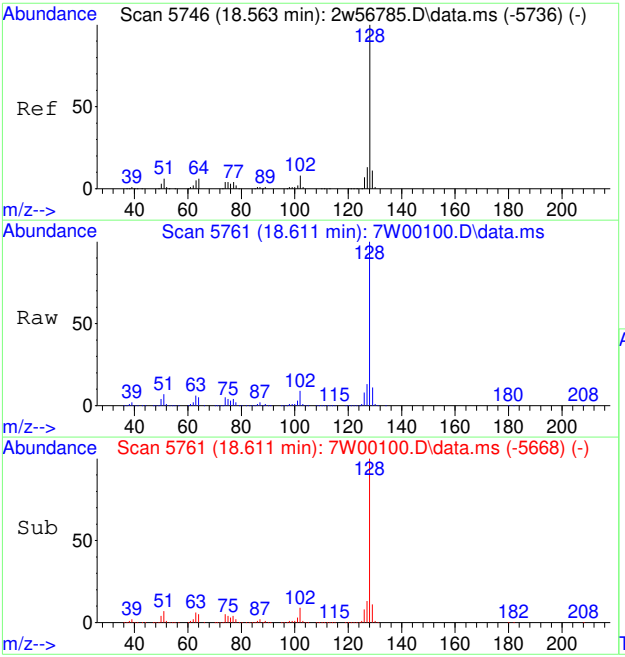

#108
NAPHTHALENE
Concen: 49.25 PPBV
RT: 18.611 min Scan# 5761
Delta R.T. -0.000 min
Lab File: 7W00100.D
Acq: 30 Nov 2022 3:16 pm

Tgt Ion:128 Resp: 2310411

Ion	Ratio	Lower	Upper
128	100		
129	11.0	8.8	13.2
127	12.9	10.2	15.2

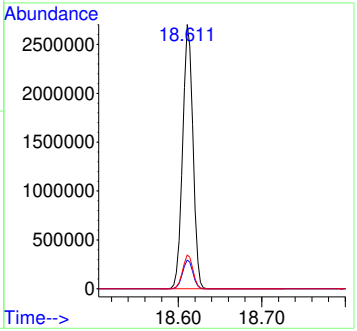

7.7.29

7

Manual Integrations APPROVED (compounds with "m" flag)
Kanya Veerawat 12/08/22 01:45

Quantitation Report (QT Reviewed)

Data Path : C:\msdchem\1\data\
Data File : 7W00101.D
Acq On : 30 Nov 2022 3:51 pm
Operator : thomash
Sample : IC0005-40
Misc : MS61038,V7W0005,,,,,1
ALS Vial : 2 Sample Multiplier: 1

Quant Time: Dec 07 13:34:31 2022
Quant Method : C:\msdchem\1\methods\M7W0005.M
Quant Title : TO15 by GCMS w/DB-1, 30m X 0.25mm ID X 0.5 um
QLast Update : Wed Dec 07 13:29:17 2022
Response via : Initial Calibration

Compound	R.T.	QIon	Response	Conc	Units	Dev(Min)
Internal Standards						
1) BROMOCHLOROMETHANE	3.566	128	83054	10.00	PPBV	0.00
52) 1,4-DIFLUOROBENZENE	4.955	114	408760	10.00	PPBV	0.00
76) CHLOROBENZENE-D5	10.788	117	387368	10.00	PPBV	0.00
System Monitoring Compounds						
87) 4-BROMOFLUOROBENZENE	14.219	95	270116	9.51	PPBV	0.00
Target Compounds						Qvalue
3) FREON 152A	1.804	65	217382	27.51	PPBV #	86
4) CHLORODIFLUOROMETHANE	1.817	67	108100	27.37	PPBV	100
5) CHLOROTRIFLUOROETHENE	1.830	116	610905	31.53	PPBV #	100
6) DICHLORODIFLUOROMETHANE	1.849	85	1742536	39.38	PPBV #	96
7) PROPYLENE	1.830	41	263425	22.86	PPBV	97
8) 1-CHLORO-1,1-DIFLUOROE...	1.891	65	1297055	44.08	PPBV #	92
9) FREON 114	1.930	85	1570039	39.99	PPBV	100
10) CHLOROMETHANE	1.898	52	137387	30.25	PPBV	95
11) VINYL CHLORIDE	1.968	62	499696	34.13	PPBV	100
12) 1,3-BUTADIENE	2.010	54	390842	33.09	PPBV #	81
13) N-BUTANE	2.029	43	710048	31.82	PPBV #	94
14) BROMOMETHANE	2.094	94	484607	39.51	PPBV	99
15) CHLOROETHANE	2.148	64	258328	34.99	PPBV	98
16) DICHLOROFLUOROMETHANE	2.177	67	1169384	40.46	PPBV #	97
17) ACETONITRILE	2.251	41	401871	30.88	PPBV	99
18) ACROLEIN	2.293	56	224985	47.00	PPBV	100
19) FREON 123	2.312	83	1233446	41.71	PPBV #	94
20) FREON 123A	2.332	117	759430	46.11	PPBV	99
21) TRICHLOROFLUOROMETHANE	2.399	101	1599372	49.12	PPBV	100
22) ISOPROPYL ALCOHOL	2.415	45	1028497	31.14	PPBV	98
23) ACETONE	2.338	58	260113	32.53	PPBV #	60
24) PENTANE	2.518	42	538041	35.18	PPBV	93
25) IODOMETHANE	2.579	142	1542372	52.15	PPBV #	79
26) 1,1-DICHLOROETHYLENE	2.608	96	576175	47.72	PPBV #	75
27) CARBON DISULFIDE	2.746	76	1780905	50.48	PPBV #	93
28) ETHANOL	2.177	45	208872	27.61	PPBV	97
29) BROMOETHENE	2.261	106	512958	42.24	PPBV #	98
30) ACRYLONITRILE	2.486	52	366207	35.57	PPBV	98
31) METHYLENE CHLORIDE	2.643	84	510652	42.18	PPBV #	79
32) 3-CHLOROPROPENE	2.688	76	278854	50.41	PPBV #	45
33) FREON 113	2.746	151	1009880	50.73	PPBV	89
34) TRANS-1,2-DICHLOROETHENE	3.000	96	477062	39.59	PPBV	98
35) TERTIARY BUTYL ALCOHOL	2.618	59	1382707	47.46	PPBV #	75
36) METHYL TERTIARY BUTYL ...	3.116	73	1314330	37.85	PPBV #	97
37) TETRAHYDROFURAN	3.872	72	225816	41.27	PPBV	89
38) HEXANE	3.624	57	752280	34.04	PPBV #	85
39) VINYL ACETATE	3.158	86	142597	71.08	PPBV	86
40) 1,1-DICHLOROETHANE	3.084	63	764009	33.45	PPBV	99
41) METHYL ETHYL KETONE	3.264	72	235726	38.55	PPBV	81
42) CIS-1,2-DICHLOROETHENE	3.483	96	504305	42.33	PPBV	98
43) DIISOPROPYL ETHER	3.627	59	227019	35.62	PPBV	87
44) ETHYL ACETATE	3.631	61	157308	36.17	PPBV	64
45) METHYL ACRYLATE	3.618	55	927103	33.59	PPBV #	98
46) CHLOROFORM	3.650	83	1014813	40.03	PPBV #	95
47) 2,4-DIMETHYLPENTANE	4.187	57	826699	32.22	PPBV	99
48) 1,1,1-TRICHLOROETHANE	4.270	97	1063573	43.21	PPBV	99
49) CARBON TETRACHLORIDE	4.730	117	1183736	44.37	PPBV	99
50) 1,2-DICHLOROETHANE	4.094	62	649651	35.28	PPBV #	97
51) BENZENE	4.608	78	1444478	40.06	PPBV	94

Quantitation Report (QT Reviewed)

Data Path : C:\msdchem\1\data\
Data File : 7W00101.D
Acq On : 30 Nov 2022 3:51 pm
Operator : thomash
Sample : IC0005-40
Misc : MS61038,V7W0005,,,,,1
ALS Vial : 2 Sample Multiplier: 1

Quant Time: Dec 07 13:34:31 2022
Quant Method : C:\msdchem\1\methods\M7W0005.M
Quant Title : TO15 by GCMS w/DB-1, 30m X 0.25mm ID X 0.5 um
QLast Update : Wed Dec 07 13:29:17 2022
Response via : Initial Calibration

	Compound	R.T.	QIon	Response	Conc Units		Dev(Min)
53)	CYCLOHEXANE	4.833	84	630058	46.60 PPBV		99
54)	2,3-DIMETHYLPENTANE	5.106	71	326978	43.85 PPBV		93
55)	TRICHLOROETHENE	5.573	95	683905	41.67 PPBV		97
56)	1,2-DICHLOROPROPANE	5.325	63	528781	39.96 PPBV		93
57)	DIBROMOMETHANE	5.280	174	622494	42.01 PPBV		89
58)	ETHYL ACRYLATE	5.444	55	1121303	40.38 PPBV		100
59)	BROMODICHLOROMETHANE	5.515	83	1135775	45.59 PPBV		98
60)	2,2,4-TRIMETHYLPENTANE	5.672	57	2238692	38.10 PPBV		100
61)	1,4-DIOXANE	5.576	88	356985	45.28 PPBV	#	96
62)	HEPTANE	6.007	43	773081	36.24 PPBV		92
63)	METHYL METHACRYLATE	5.891	69	570060	46.66 PPBV	#	84
64)	METHYL ISOBUTYL KETONE	6.669	58	458888	40.71 PPBV		84
65)	CIS-1,3-DICHLOROPROPENE	6.560	75	893336	51.08 PPBV	#	85
66)	TOLUENE	7.830	91	1901201	46.11 PPBV		99
67)	1,3-DICHLOROPROPANE	7.891	76	928606	45.60 PPBV		99
68)	TRANS-1,3-DICHLOROPROPENE	7.274	75	858580	55.79 PPBV	#	88
69)	1,1,2-TRICHLOROETHANE	7.444	83	547724	45.19 PPBV		97
70)	2-HEXANONE	8.415	58	641417	42.24 PPBV		83
71)	ETHYL METHACRYLATE	8.550	69	962277	46.45 PPBV	#	88
72)	TETRACHLOROETHENE	9.627	164	724277	44.01 PPBV		92
73)	DIBROMOCHLOROMETHANE	8.389	129	1280049	50.19 PPBV		98
74)	1,2-DIBROMOETHANE	8.749	107	1093595	49.09 PPBV		100
75)	OCTANE	9.769	43	1105611	37.84 PPBV		93
77)	1,1,1,2-TETRACHLOROETHANE	10.884	131	914006	47.45 PPBV		99
78)	CHLOROBENZENE	10.875	112	1615843	46.76 PPBV		99
79)	ETHYLBENZENE	11.775	91	2597123	46.83 PPBV		99
80)	M,P-XYLENE	12.215	91	3998339m	95.84 PPBV		
81)	O-XYLENE	13.170	91	2067203	48.40 PPBV		99
82)	STYRENE	12.948	104	1627464	52.10 PPBV		98
83)	NONANE	14.289	43	1205173	37.98 PPBV		87
84)	BROMOFORM	12.029	173	1212025	49.26 PPBV	#	96
85)	1,1,2,2-TETRACHLOROETHANE	13.180	83	1543786	54.97 PPBV		97
86)	1,2,3-TRICHLOROPROPANE	13.463	75	1135882	47.88 PPBV	#	100
88)	ISOPROPYLBENZENE	14.707	120	845941	50.33 PPBV		96
89)	BROMOBENZENE	14.585	77	1430773	47.71 PPBV		98
90)	2-CHLOROTOLUENE	15.730	126	777412	54.11 PPBV		99
91)	N-PROPYLBENZENE	16.038	120	896535	54.10 PPBV		99
92)	4-ETHYLTOLUENE	16.315	105	3246718	53.44 PPBV		98
93)	1,3,5-TRIMETHYLBENZENE	16.450	105	2711966	53.39 PPBV		99
94)	ALPHA-METHYLSTYRENE	16.630	118	1465030	59.01 PPBV		99
95)	TERT-BUTYLBENZENE	16.878	134	731306	56.38 PPBV		98
96)	1,2,4-TRIMETHYLBENZENE	16.884	105	2996640	58.79 PPBV		96
97)	BENZYL CHLORIDE	16.964	91	2552095	129.26 PPBV		98
98)	M-DICHLOROBENZENE	16.945	146	1939239	62.37 PPBV		99
99)	P-DICHLOROBENZENE	17.022	146	1969657	63.98 PPBV		99
100)	O-DICHLOROBENZENE	17.308	146	1976251	66.41 PPBV		99
101)	SEC-BUTYLBENZENE	17.144	134	887873	57.62 PPBV		89
102)	1,2,3-TRIMETHYLBENZENE	17.257	105	2804923	58.20 PPBV		99
103)	P-ISOPROPYLTOLUENE	17.318	134	1030328	64.17 PPBV		95
104)	N-BUTYLBENZENE	17.659	134	1017397	68.22 PPBV		92
105)	HEXACHLOROETHANE	17.839	117	1307466	67.46 PPBV		91
106)	HEXACHLOROBUTADIENE	18.871	225	1832342	80.38 PPBV		99
107)	1,2,4-TRICHLOROBENZENE	18.566	180	2220005	115.81 PPBV		98
108)	NAPHTHALENE	18.617	128	5346599	111.92 PPBV		99

(#) = qualifier out of range (m) = manual integration (+) = signals summed

Quantitation Report (QT Reviewed)

Data Path : C:\msdchem\1\data\
Data File : 7W00101.D
Acq On : 30 Nov 2022 3:51 pm
Operator : thomash
Sample : IC0005-40
Misc : MS61038,V7W0005,,,,,1
ALS Vial : 2 Sample Multiplier: 1

Quant Time: Dec 07 13:34:31 2022
Quant Method : C:\msdchem\1\methods\M7W0005.M
Quant Title : TO15 by GCMS w/DB-1, 30m X 0.25mm ID X 0.5 um
QLast Update : Wed Dec 07 13:29:17 2022
Response via : Initial Calibration

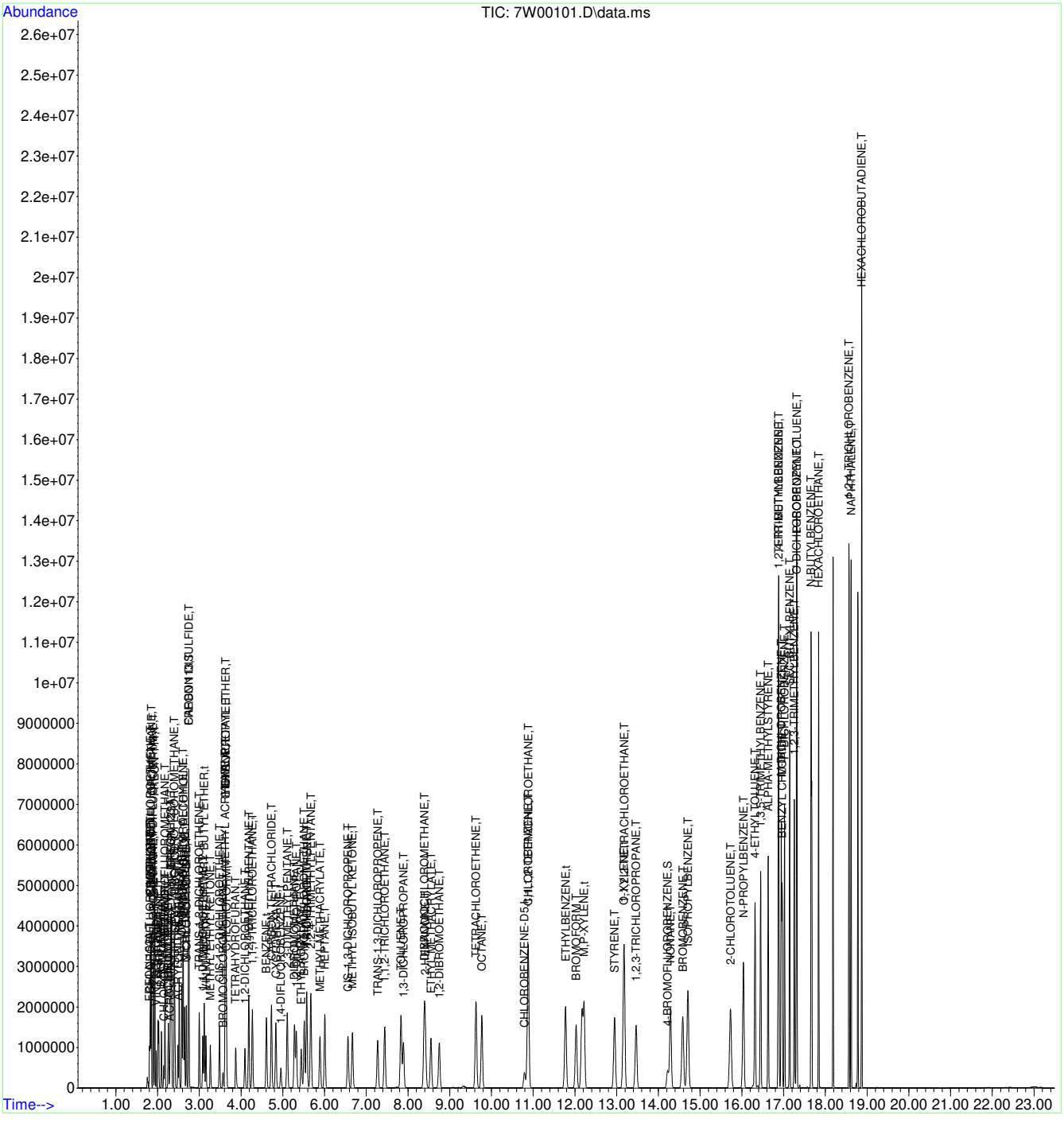

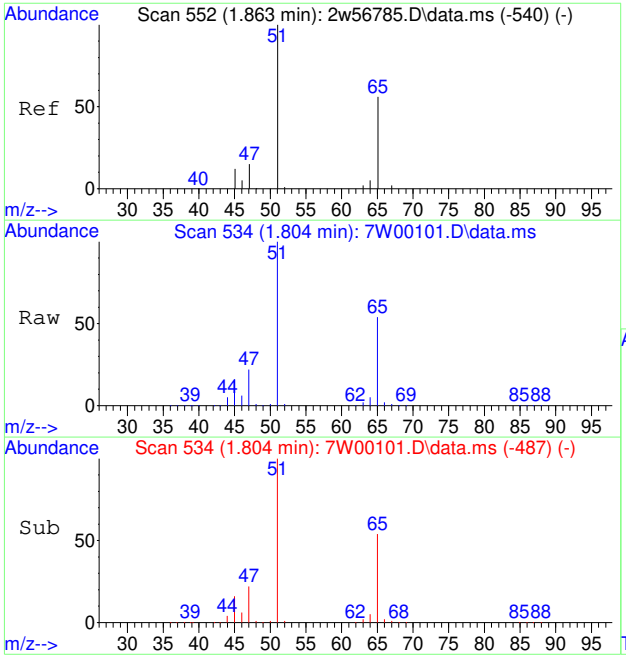

#3
FREON 152A
Concen: 27.51 PPBV
RT: 1.804 min Scan# 534
Delta R.T. -0.000 min
Lab File: 7W00101.D
Acq: 30 Nov 2022 3:51 pm

Tgt Ion: 65 Resp: 217382

Ion	Ratio	Lower	Upper
65	100		
45	29.5	18.3	27.5#

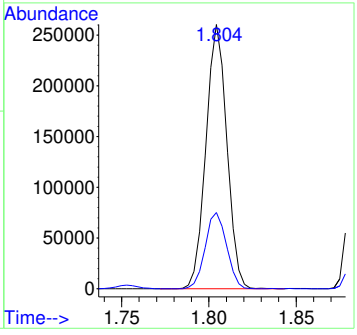

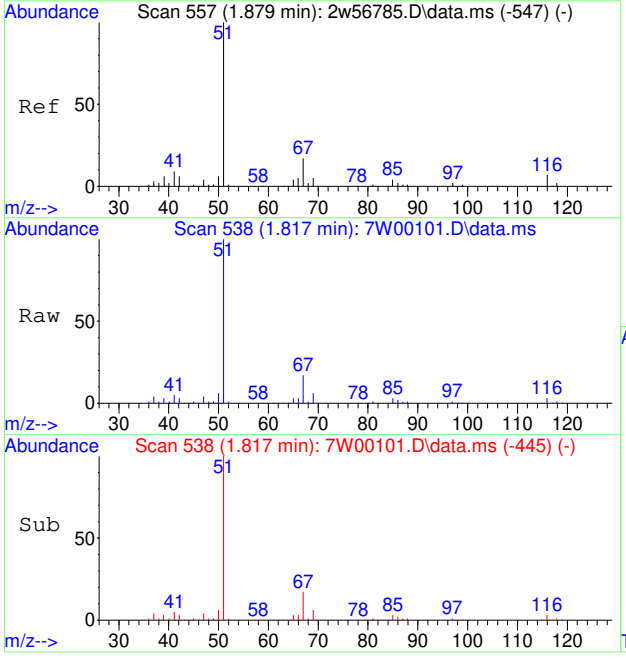

#4
CHLORODIFLUOROMETHANE
Concen: 27.37 PPBV
RT: 1.817 min Scan# 538
Delta R.T. -0.000 min
Lab File: 7W00101.D
Acq: 30 Nov 2022 3:51 pm

Tgt Ion: 67 Resp: 108100

Ion	Ratio	Lower	Upper
67	100		
69	35.8	28.8	43.2

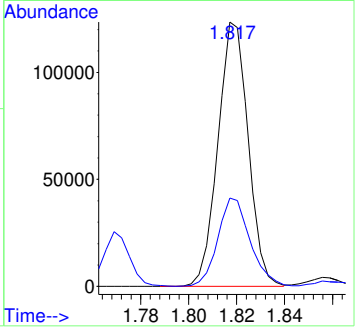

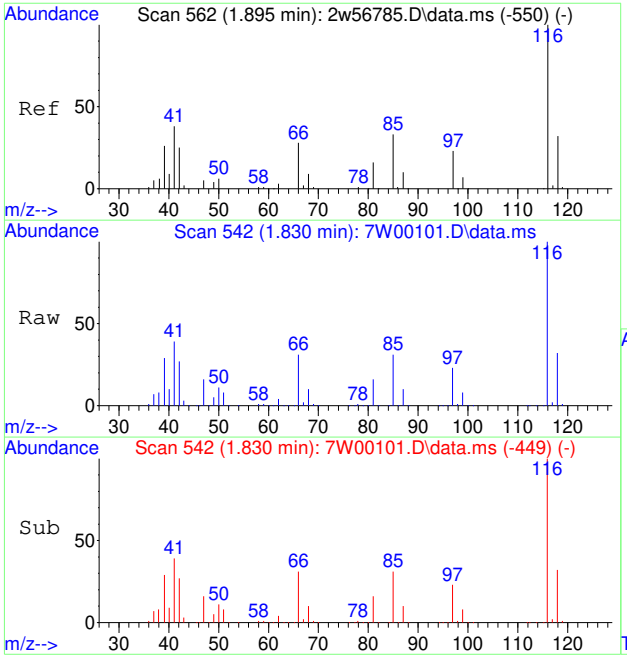

#5
CHLOROTRIFLUOROETHENE
Concen: 31.53 PPBV
RT: 1.830 min Scan# 542
Delta R.T. -0.000 min
Lab File: 7W00101.D
Acq: 30 Nov 2022 3:51 pm

Tgt Ion:116 Resp: 610905

Ion	Ratio	Lower	Upper
116	100		
118	32.6	26.1	39.1
85	285.2	0.0	0.0#

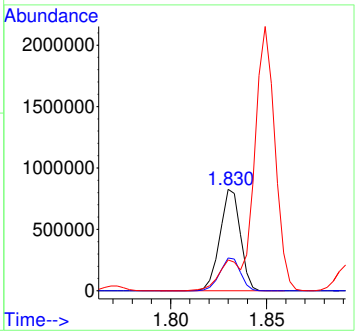

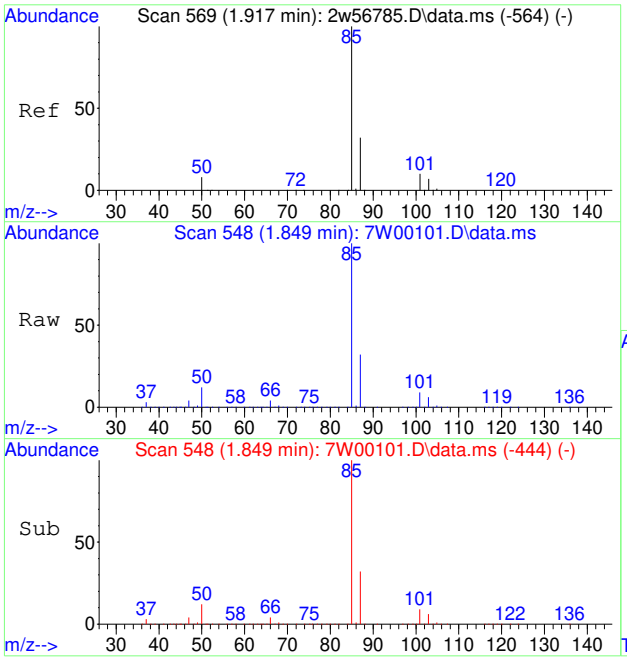

#6
DICHLORODIFLUOROMETHANE
Concen: 39.38 PPBV
RT: 1.849 min Scan# 548
Delta R.T. 0.003 min
Lab File: 7W00101.D
Acq: 30 Nov 2022 3:51 pm

Tgt Ion: 85 Resp: 1742536

Ion	Ratio	Lower	Upper
85	100		
87	32.1	25.8	38.6
50	16.3	7.4	11.2#

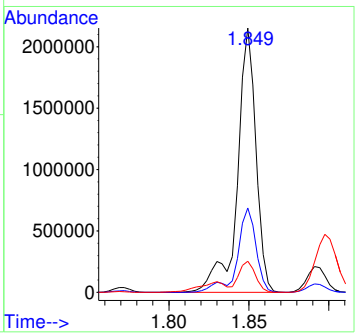

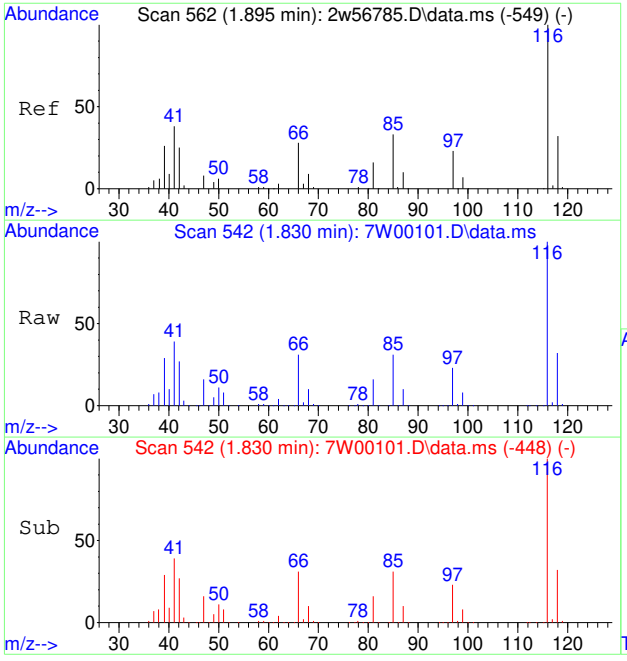

#7
PROPYLENE
Concen: 22.86 PPBV
RT: 1.830 min Scan# 542
Delta R.T. 0.003 min
Lab File: 7W00101.D
Acq: 30 Nov 2022 3:51 pm

Tgt Ion: 41 Resp: 263425

Ion	Ratio	Lower	Upper
41	100		
39	73.3	54.6	81.8
42	67.0	53.8	80.6

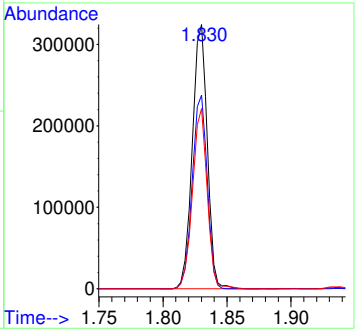

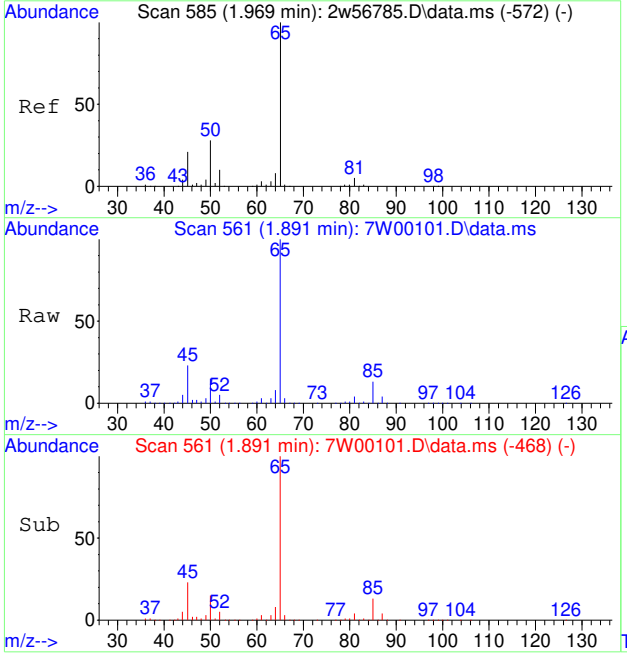

#8
1-CHLORO-1,1-DIFLUOROETHANE
Concen: 44.08 PPBV
RT: 1.891 min Scan# 561
Delta R.T. -0.000 min
Lab File: 7W00101.D
Acq: 30 Nov 2022 3:51 pm

Tgt Ion: 65 Resp: 1297055

Ion	Ratio	Lower	Upper
65	100		
85	13.4	14.4	21.6#
45	23.5	16.7	25.1

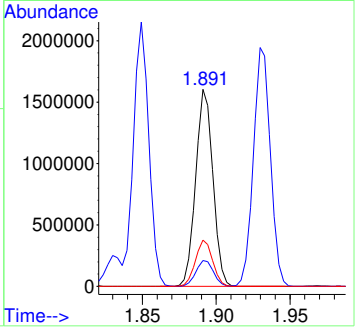

7.7.30

7

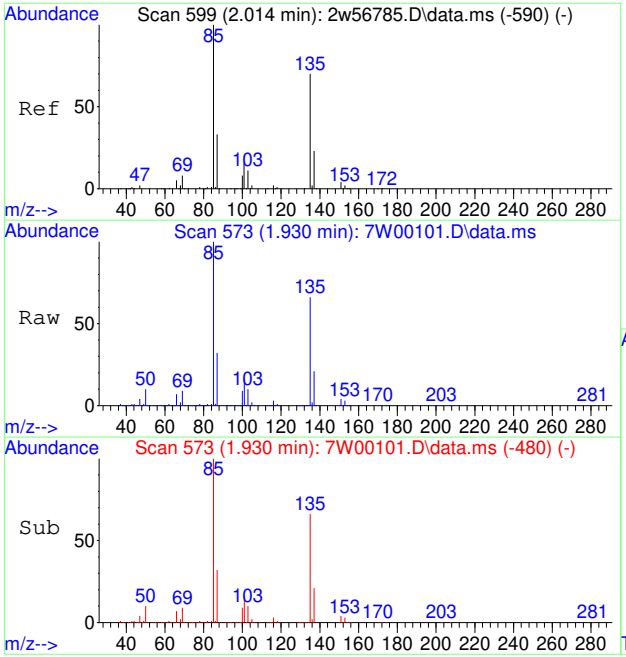

#9
FREON 114
Concen: 39.99 PPBV
RT: 1.930 min Scan# 573
Delta R.T. -0.000 min
Lab File: 7W00101.D
Acq: 30 Nov 2022 3:51 pm

Tgt Ion: 85 Resp: 1570039

Ion	Ratio	Lower	Upper
85	100		
135	69.2	55.8	83.8
87	32.2	25.8	38.8

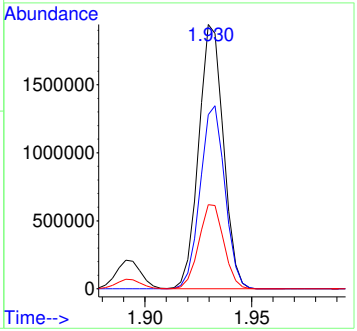

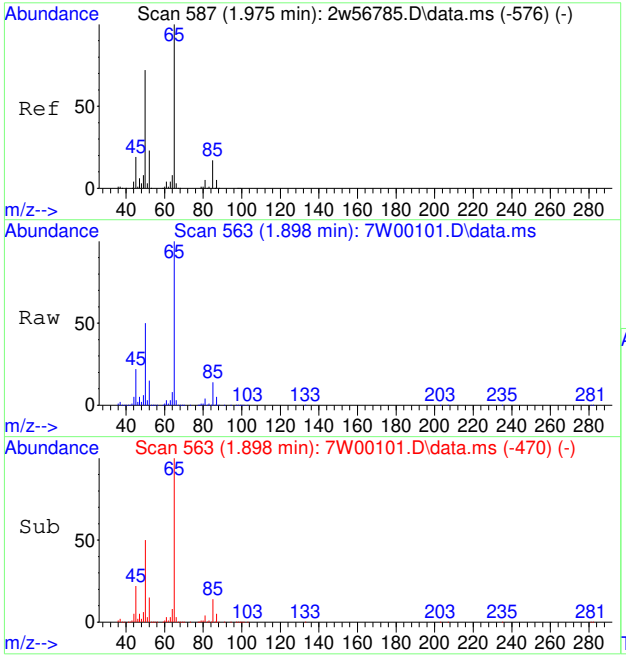

#10
CHLOROMETHANE
Concen: 30.25 PPBV
RT: 1.898 min Scan# 563
Delta R.T. -0.000 min
Lab File: 7W00101.D
Acq: 30 Nov 2022 3:51 pm

Tgt Ion: 52 Resp: 137387

Ion	Ratio	Lower	Upper
52	100		
50	319.5	248.2	372.2

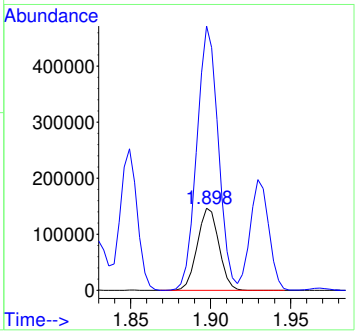

7.7.30

7

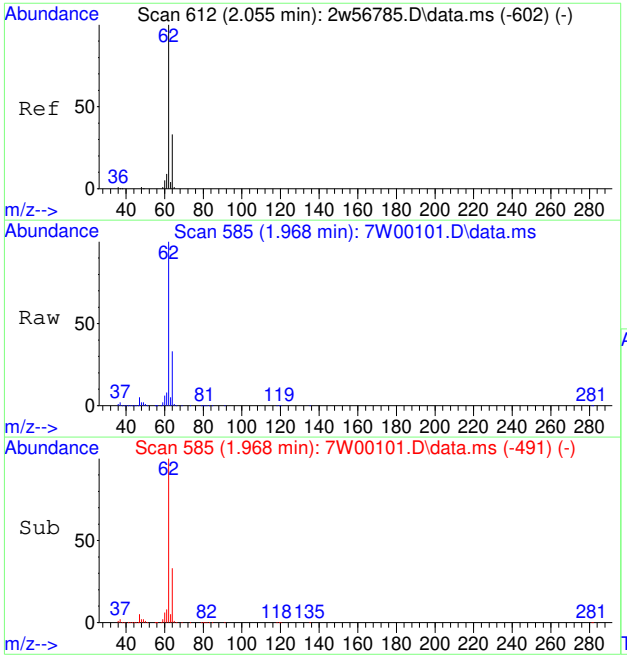

#11
VINYL CHLORIDE
Concen: 34.13 PPBV
RT: 1.968 min Scan# 585
Delta R.T. 0.003 min
Lab File: 7W00101.D
Acq: 30 Nov 2022 3:51 pm

Tgt Ion: 62 Resp: 499696

Ion	Ratio	Lower	Upper
62	100		
64	32.0	25.7	38.5
61	8.3	6.7	10.1

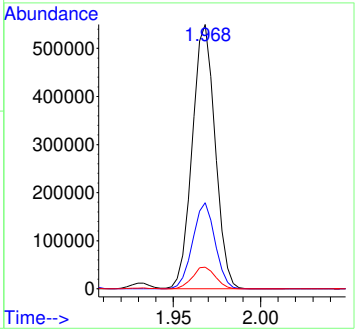

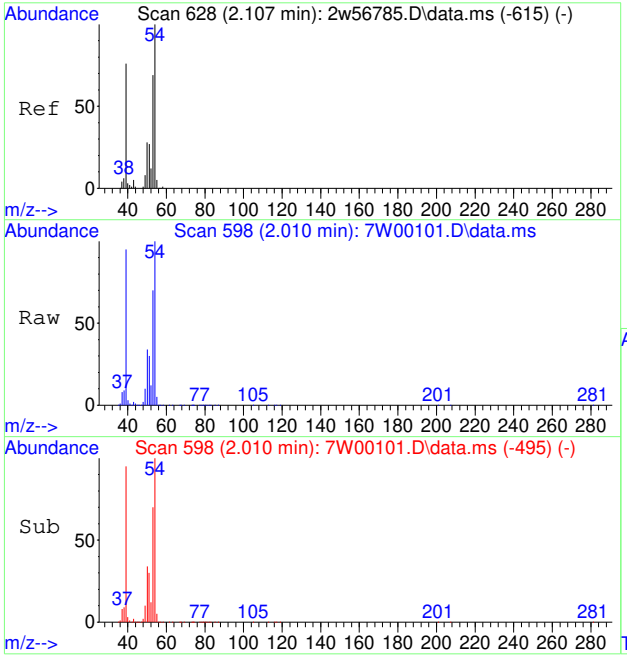

#12
1,3-BUTADIENE
Concen: 33.09 PPBV
RT: 2.010 min Scan# 598
Delta R.T. -0.000 min
Lab File: 7W00101.D
Acq: 30 Nov 2022 3:51 pm

Tgt Ion: 54 Resp: 390842

Ion	Ratio	Lower	Upper
54	100		
39	126.2	75.6	115.6#
53	71.3	49.8	89.8

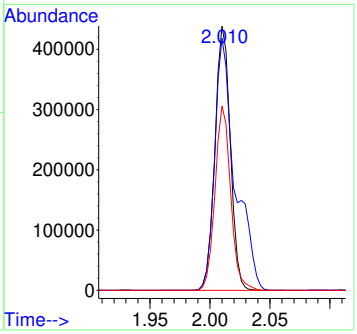

7.7.30

7

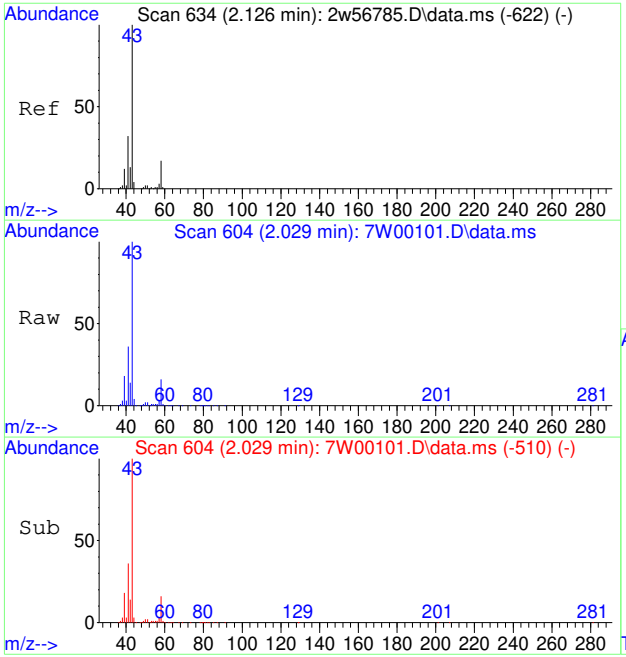

#13
N-BUTANE
Concen: 31.82 PPBV
RT: 2.029 min Scan# 604
Delta R.T. 0.003 min
Lab File: 7W00101.D
Acq: 30 Nov 2022 3:51 pm

Tgt Ion: 43 Resp: 710048

Ion	Ratio	Lower	Upper
43	100		
58	15.2	14.2	21.2
44	3.5	4.2	6.4#

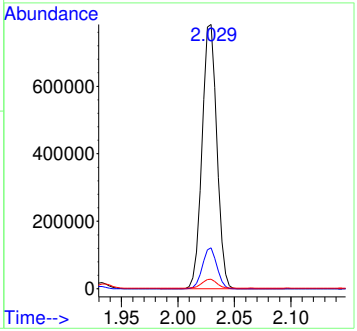

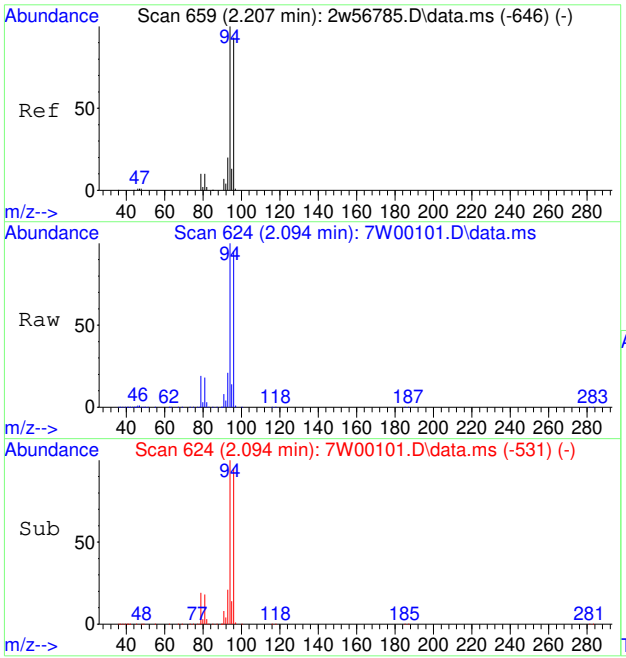

#14
BROMOMETHANE
Concen: 39.51 PPBV
RT: 2.094 min Scan# 624
Delta R.T. -0.000 min
Lab File: 7W00101.D
Acq: 30 Nov 2022 3:51 pm

Tgt Ion: 94 Resp: 484607

Ion	Ratio	Lower	Upper
94	100		
96	93.6	75.4	113.0
95	13.8	11.0	16.4

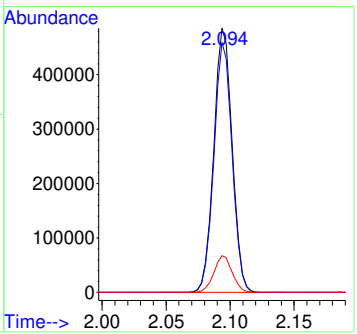

7.7.30

7

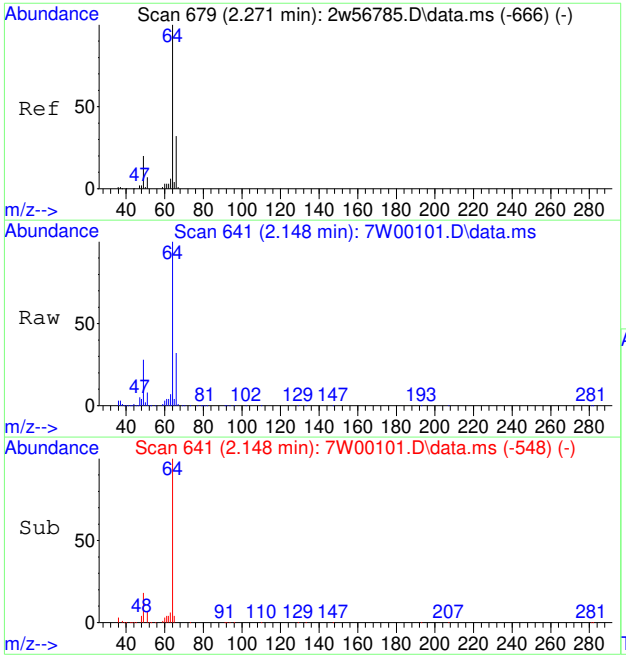

#15
CHLOROETHANE
Concen: 34.99 PPBV
RT: 2.148 min Scan# 641
Delta R.T. -0.000 min
Lab File: 7W00101.D
Acq: 30 Nov 2022 3:51 pm

Tgt Ion: 64 Resp: 258328

Ion	Ratio	Lower	Upper
64	100		
66	32.3	27.1	40.7
49	28.0	23.3	34.9

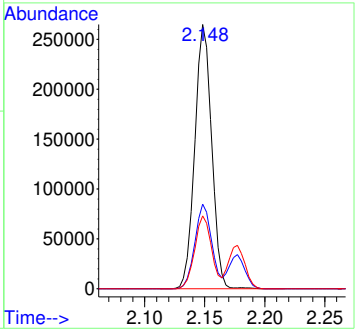

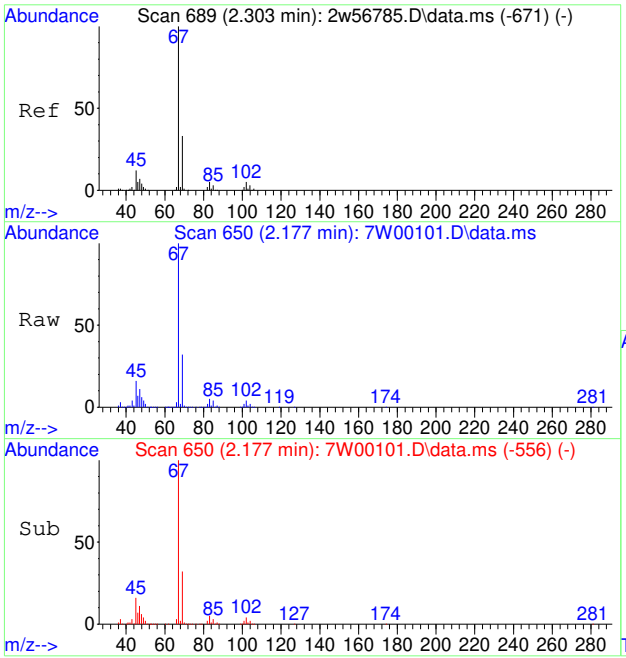

#16
DICHLOROFLUOROMETHANE
Concen: 40.46 PPBV
RT: 2.177 min Scan# 650
Delta R.T. 0.003 min
Lab File: 7W00101.D
Acq: 30 Nov 2022 3:51 pm

Tgt Ion: 67 Resp: 1169384

Ion	Ratio	Lower	Upper
67	100		
69	32.7	26.1	39.1
47	12.2	6.2	9.2#

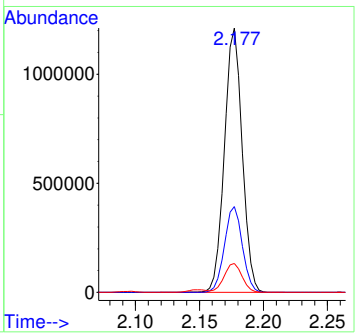

7.7.30

7

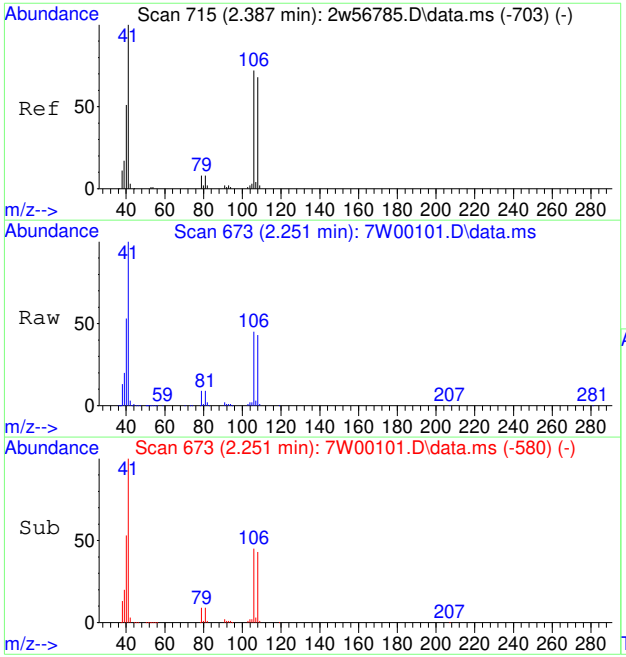

#17
ACETONITRILE
Concen: 30.88 PPBV
RT: 2.251 min Scan# 673
Delta R.T. -0.000 min
Lab File: 7W00101.D
Acq: 30 Nov 2022 3:51 pm

Tgt Ion: 41 Resp: 401871

Ion	Ratio	Lower	Upper
41	100		
40	52.6	41.6	62.4
39	19.1	14.2	21.4

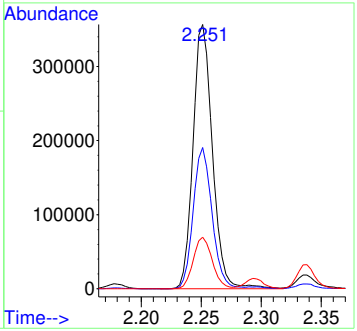

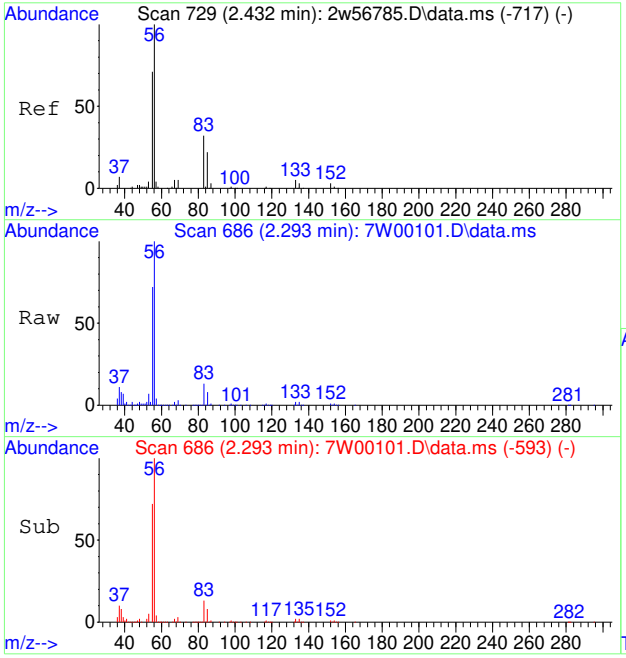

#18
ACROLEIN
Concen: 47.00 PPBV
RT: 2.293 min Scan# 686
Delta R.T. -0.000 min
Lab File: 7W00101.D
Acq: 30 Nov 2022 3:51 pm

Tgt Ion: 56 Resp: 224985

Ion	Ratio	Lower	Upper
56	100		
55	69.6	56.0	84.0

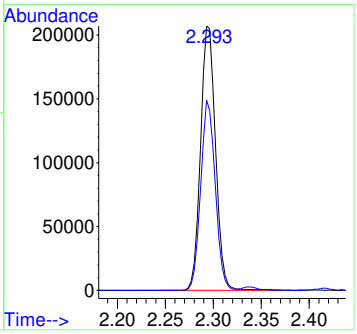

7.7.30

7

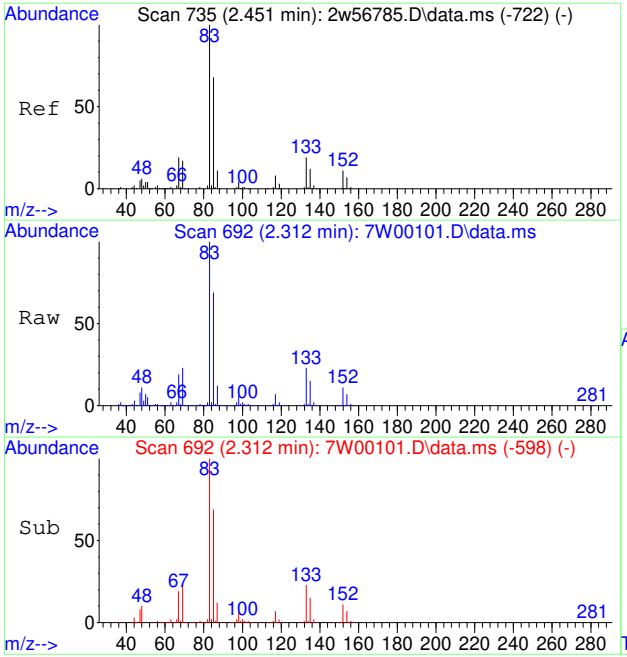

#19
FREON 123
Concen: 41.71 PPBV
RT: 2.312 min Scan# 692
Delta R.T. 0.003 min
Lab File: 7W00101.D
Acq: 30 Nov 2022 3:51 pm

Tgt Ion: 83 Resp: 1233446

Ion	Ratio	Lower	Upper
83	100		
85	95.4	72.7	109.1
133	24.5	15.8	23.6#

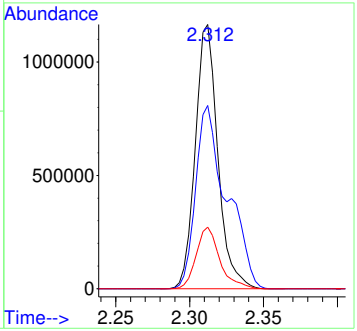

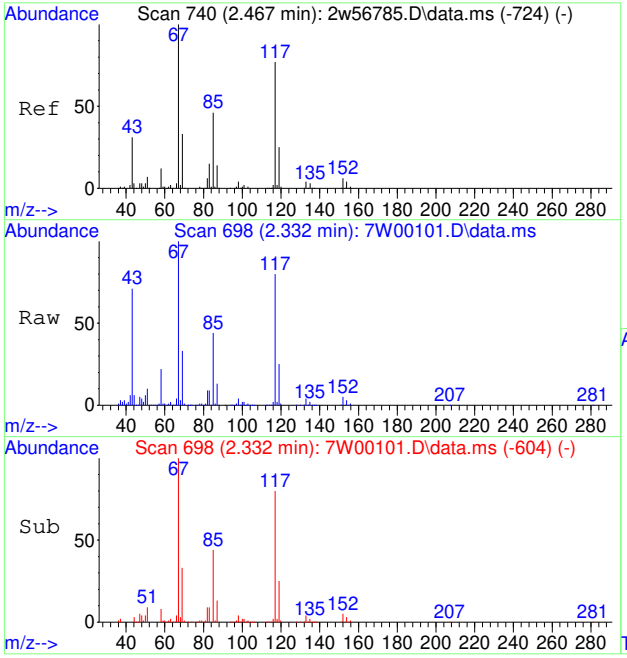

#20
FREON 123A
Concen: 46.11 PPBV
RT: 2.332 min Scan# 698
Delta R.T. 0.003 min
Lab File: 7W00101.D
Acq: 30 Nov 2022 3:51 pm

Tgt Ion:117 Resp: 759430

Ion	Ratio	Lower	Upper
117	100		
67	142.5	113.3	169.9

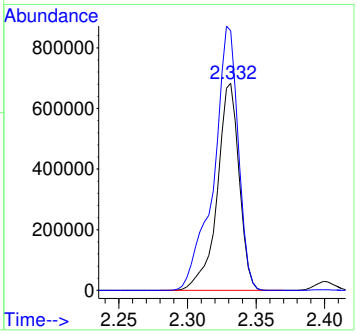

7.7.30

7

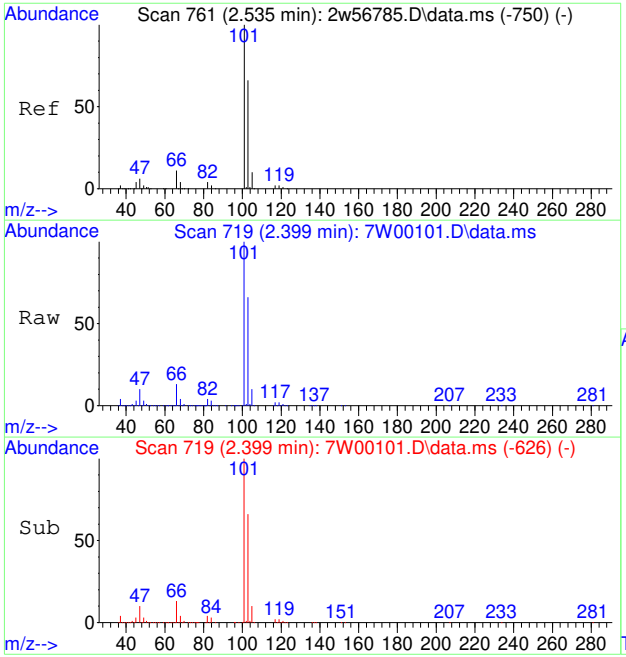

#21
TRICHLOROFLUOROMETHANE
Concen: 49.12 PPBV
RT: 2.399 min Scan# 719
Delta R.T. -0.000 min
Lab File: 7W00101.D
Acq: 30 Nov 2022 3:51 pm

Tgt Ion:101 Resp: 1599372

Ion	Ratio	Lower	Upper
101	100		
103	65.1	51.8	77.6
105	10.5	8.4	12.6

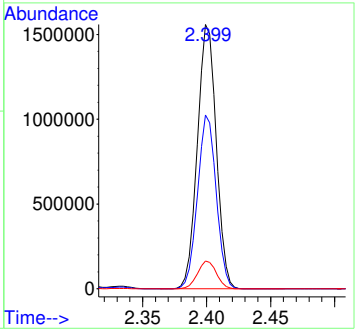

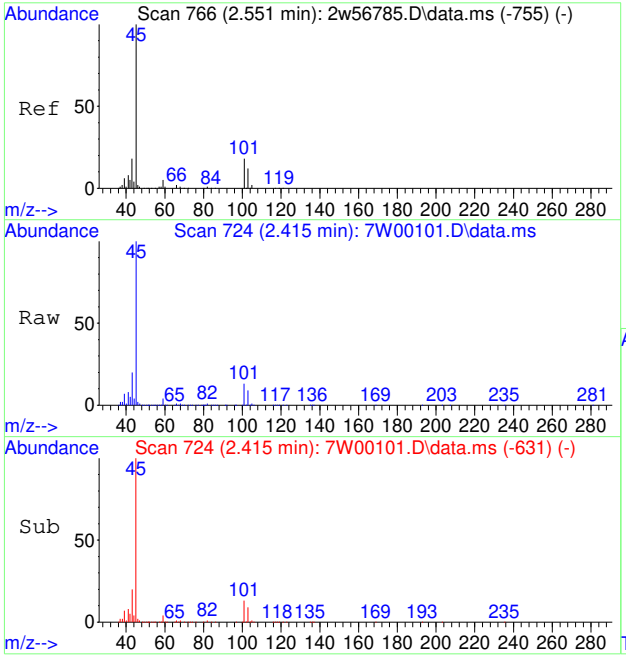

#22
ISOPROPYL ALCOHOL
Concen: 31.14 PPBV
RT: 2.415 min Scan# 724
Delta R.T. -0.000 min
Lab File: 7W00101.D
Acq: 30 Nov 2022 3:51 pm

Tgt Ion: 45 Resp: 1028497

Ion	Ratio	Lower	Upper
45	100		
43	20.5	15.5	23.3
59	4.3	4.1	6.1

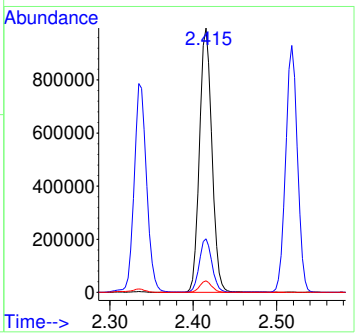

7.7.30

7

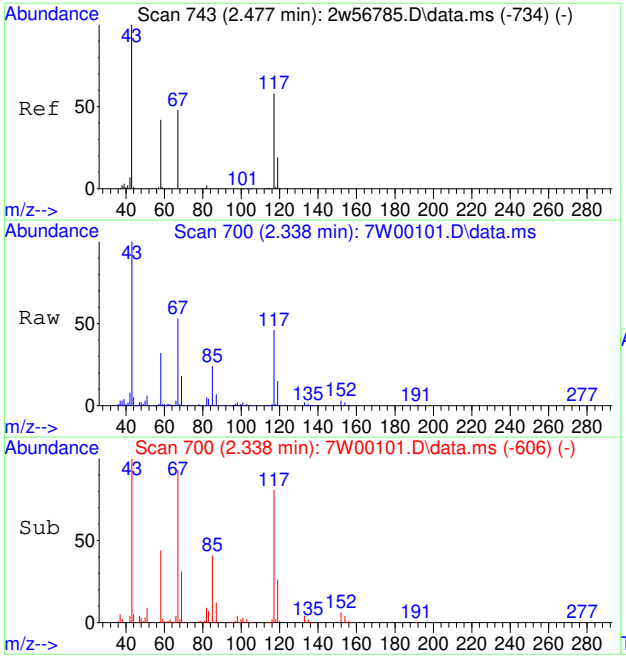

#23
ACETONE
Concen: 32.53 PPBV
RT: 2.338 min Scan# 700
Delta R.T. 0.003 min
Lab File: 7W00101.D
Acq: 30 Nov 2022 3:51 pm

Tgt Ion: 58 Resp: 260113

Ion	Ratio	Lower	Upper
58	100		
43	313.6	195.9	293.9#

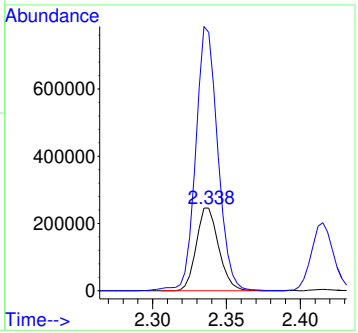

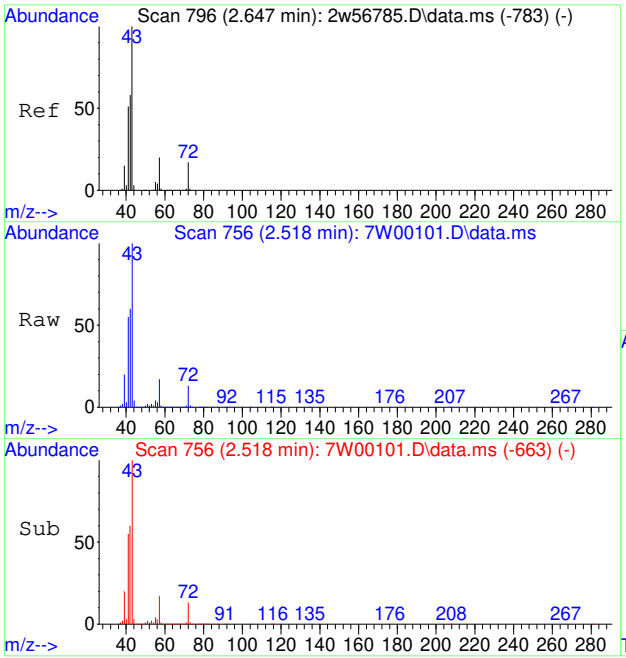

#24
PENTANE
Concen: 35.18 PPBV
RT: 2.518 min Scan# 756
Delta R.T. -0.000 min
Lab File: 7W00101.D
Acq: 30 Nov 2022 3:51 pm

Tgt Ion: 42 Resp: 538041

Ion	Ratio	Lower	Upper
42	100		
41	92.7	69.5	104.3
57	29.1	27.4	41.0

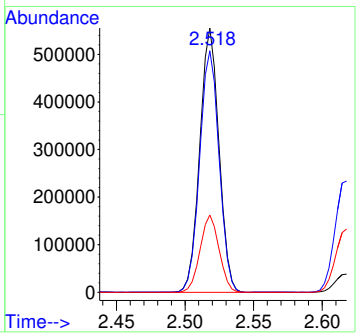

7.7.30

7

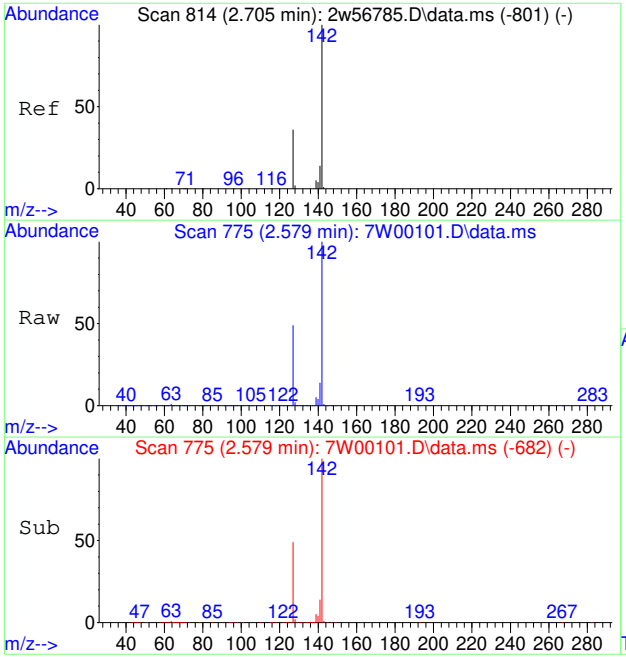

#25
IODOMETHANE
Concen: 52.15 PPBV
RT: 2.579 min Scan# 775
Delta R.T. -0.000 min
Lab File: 7W00101.D
Acq: 30 Nov 2022 3:51 pm

Tgt Ion:142 Resp: 1542372

Ion	Ratio	Lower	Upper
142	100		
127	48.6	29.1	43.7#

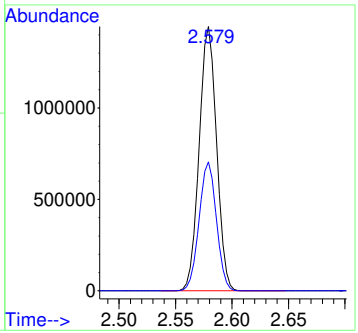

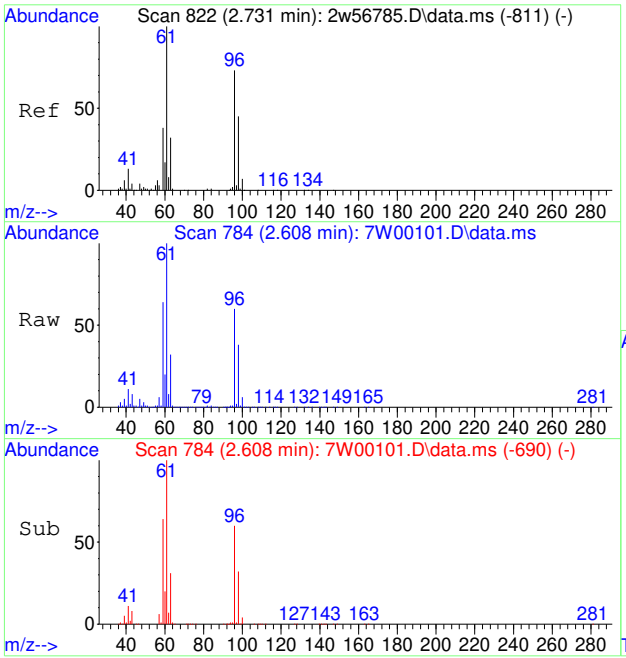

#26
1,1-DICHLOROETHYLENE
Concen: 47.72 PPBV
RT: 2.608 min Scan# 784
Delta R.T. 0.003 min
Lab File: 7W00101.D
Acq: 30 Nov 2022 3:51 pm

Tgt Ion: 96 Resp: 576175

Ion	Ratio	Lower	Upper
96	100		
61	169.9	109.4	164.2#
63	55.6	36.2	54.2#

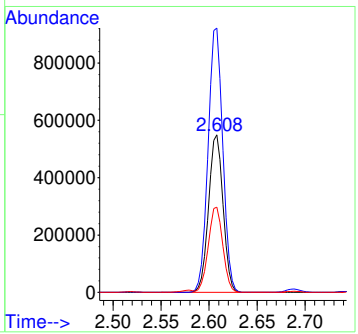

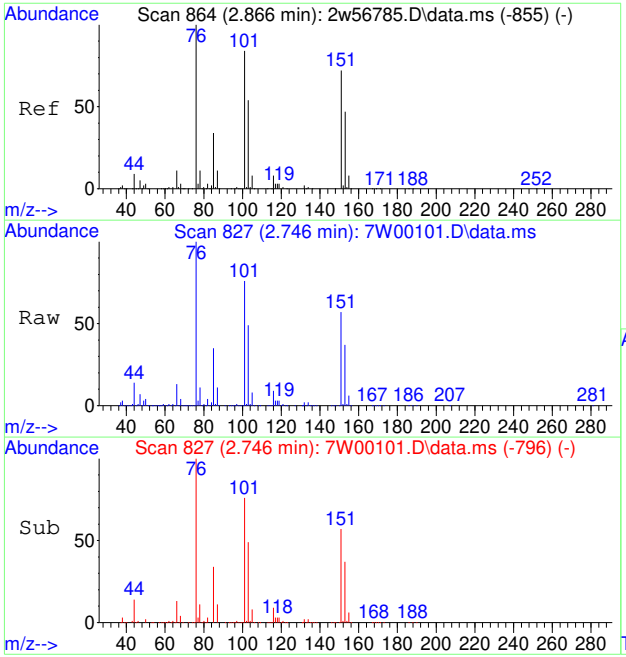

#27
CARBON DISULFIDE
Concen: 50.48 PPBV
RT: 2.746 min Scan# 827
Delta R.T. -0.000 min
Lab File: 7W00101.D
Acq: 30 Nov 2022 3:51 pm

Tgt Ion: 76 Resp: 1780905

Ion	Ratio	Lower	Upper
76	100		
78	11.2	8.6	13.0
44	14.1	7.2	10.8#

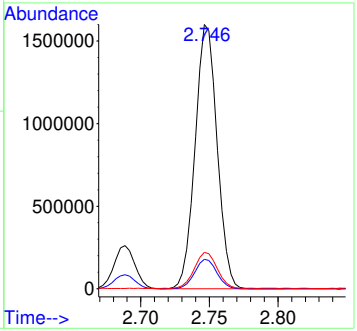

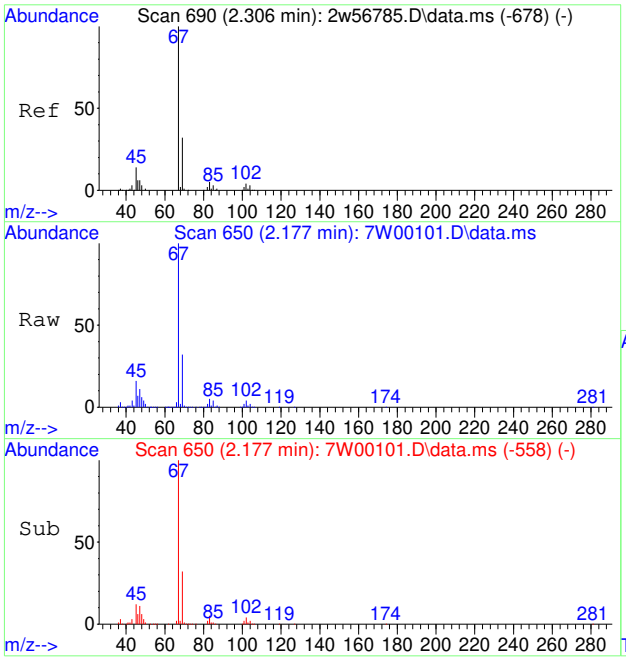

#28
ETHANOL
Concen: 27.61 PPBV
RT: 2.177 min Scan# 650
Delta R.T. -0.003 min
Lab File: 7W00101.D
Acq: 30 Nov 2022 3:51 pm

Tgt Ion: 45 Resp: 208872

Ion	Ratio	Lower	Upper
45	100		
46	41.1	34.1	51.1
42	9.0	6.1	9.1

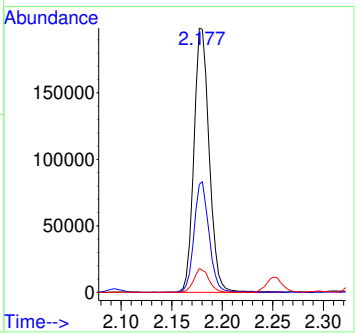

7.7.30

7

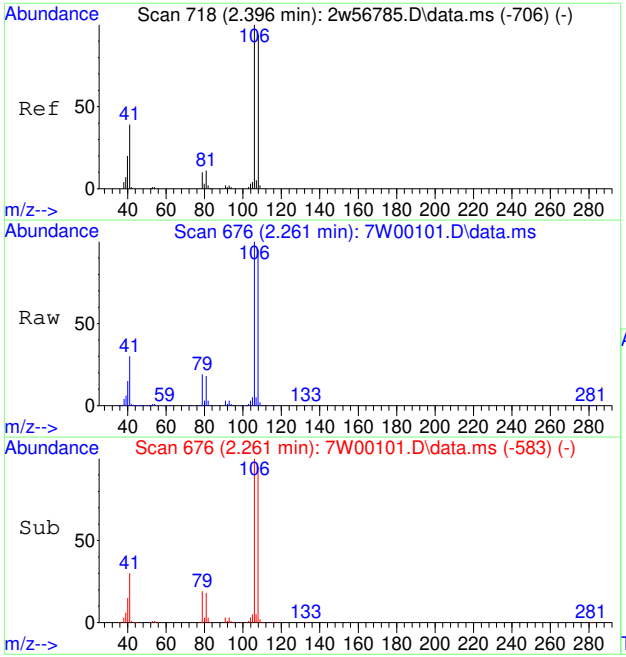

#29
BROMOETHENE
Concen: 42.24 PPBV
RT: 2.261 min Scan# 676
Delta R.T. -0.000 min
Lab File: 7W00101.D
Acq: 30 Nov 2022 3:51 pm

Tgt Ion:106 Resp: 512958

Ion	Ratio	Lower	Upper
106	100		
108	94.4	75.7	113.5
81	18.6	8.3	12.5#

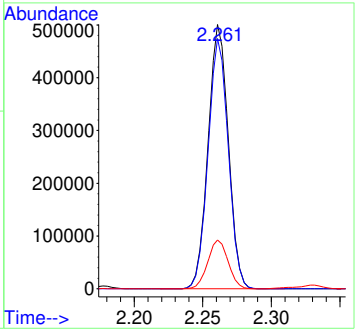

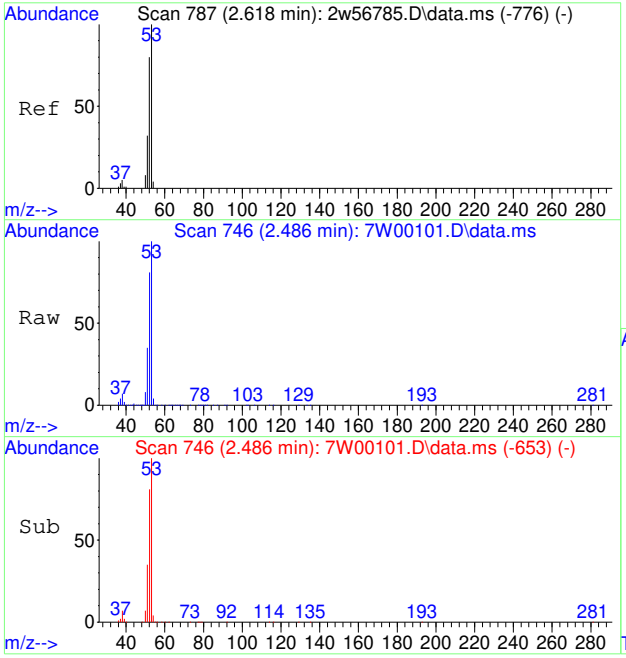

#30
ACRYLONITRILE
Concen: 35.57 PPBV
RT: 2.486 min Scan# 746
Delta R.T. -0.000 min
Lab File: 7W00101.D
Acq: 30 Nov 2022 3:51 pm

Tgt Ion: 52 Resp: 366207

Ion	Ratio	Lower	Upper
52	100		
53	126.6	102.0	153.0
51	47.0	34.8	52.2

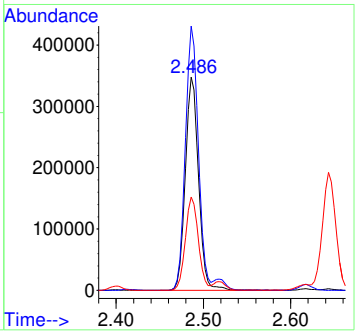

7.7.30

7

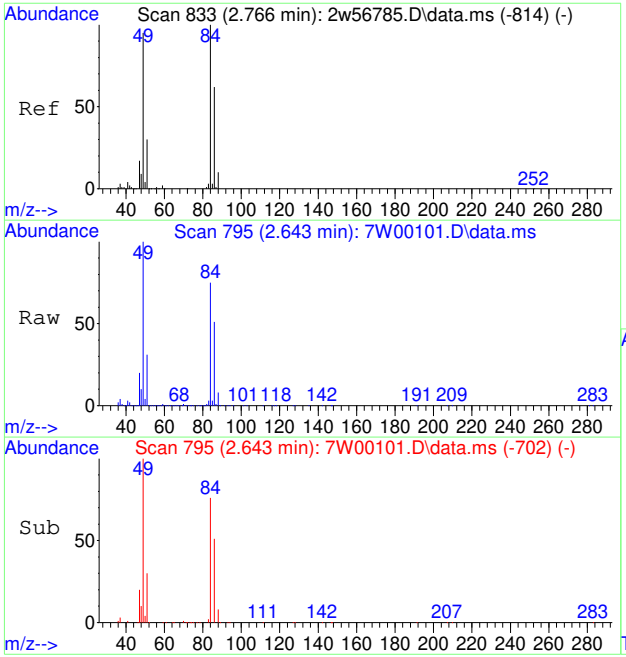

#31
METHYLENE CHLORIDE
Concen: 42.18 PPBV
RT: 2.643 min Scan# 795
Delta R.T. -0.000 min
Lab File: 7W00101.D
Acq: 30 Nov 2022 3:51 pm

Tgt Ion: 84 Resp: 510652

Ion	Ratio	Lower	Upper
84	100		
86	66.0	50.9	76.3
49	131.3	78.6	118.0#

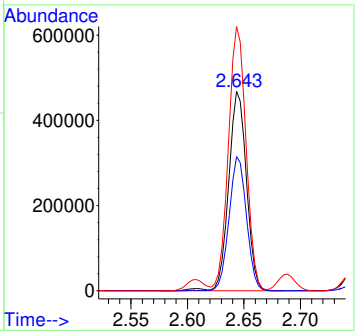

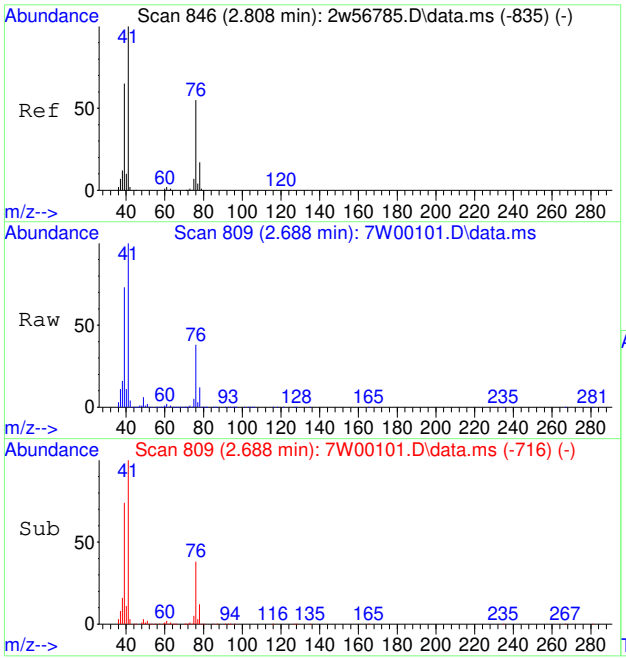

#32
3-CHLOROPROPENE
Concen: 50.41 PPBV
RT: 2.688 min Scan# 809
Delta R.T. -0.000 min
Lab File: 7W00101.D
Acq: 30 Nov 2022 3:51 pm

Tgt Ion: 76 Resp: 278854

Ion	Ratio	Lower	Upper
76	100		
41	263.7	147.9	221.9#
39	197.1	94.6	141.8#
78	32.9	25.9	38.9

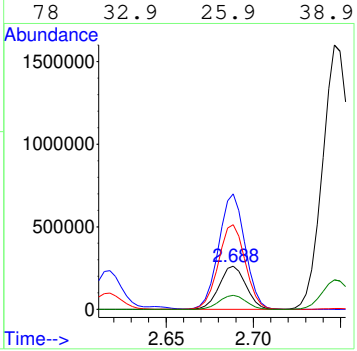

7.7.30

7

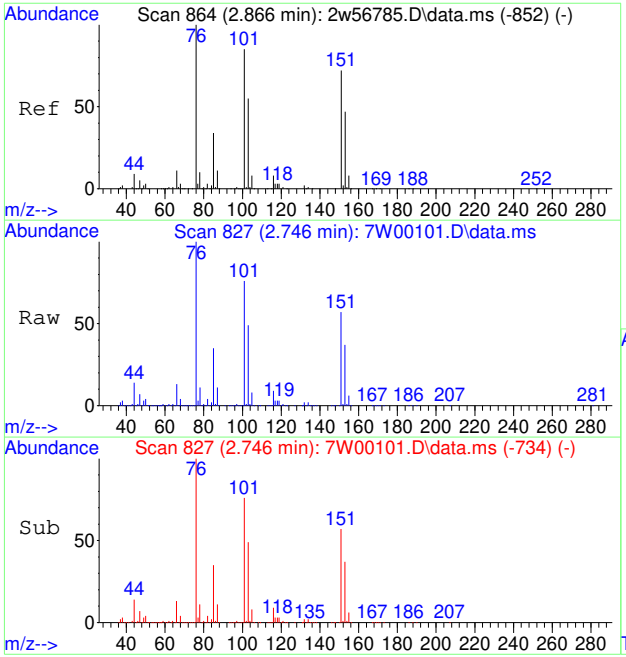

#33
FREON 113
Concen: 50.73 PPBV
RT: 2.746 min Scan# 827
Delta R.T. -0.000 min
Lab File: 7W00101.D
Acq: 30 Nov 2022 3:51 pm

Tgt Ion:151 Resp: 1009880

Ion	Ratio	Lower	Upper
151	100		
101	131.8	94.8	142.2
103	84.5	61.0	91.4

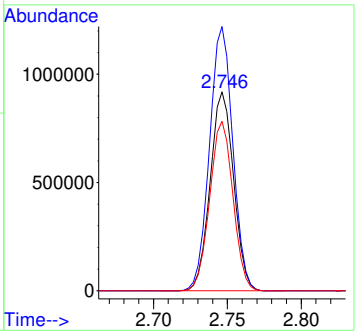

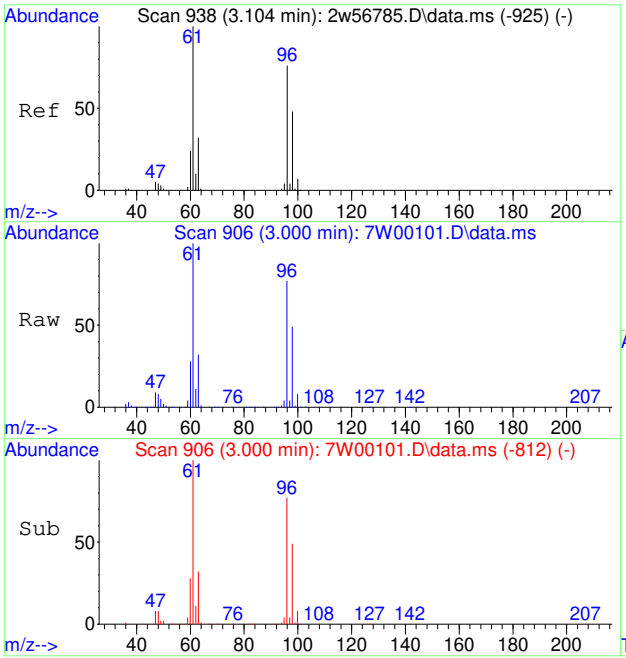

#34
TRANS-1,2-DICHLOROETHENE
Concen: 39.59 PPBV
RT: 3.000 min Scan# 906
Delta R.T. 0.003 min
Lab File: 7W00101.D
Acq: 30 Nov 2022 3:51 pm

Tgt Ion: 96 Resp: 477062

Ion	Ratio	Lower	Upper
96	100		
61	132.9	104.3	156.5
98	64.0	50.6	76.0

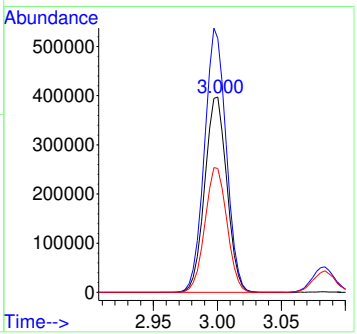

7.7.30

7

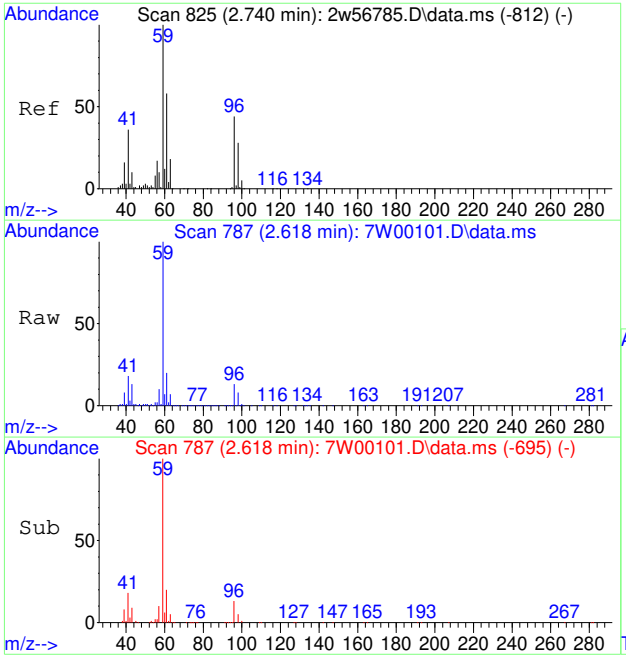

#35
TERTIARY BUTYL ALCOHOL
Concen: 47.46 PPBV
RT: 2.618 min Scan# 787
Delta R.T. -0.003 min
Lab File: 7W00101.D
Acq: 30 Nov 2022 3:51 pm

Tgt Ion: 59 Resp: 1382707

Ion	Ratio	Lower	Upper
59	100		
41	19.3	29.9	44.9#
43	13.3	8.9	13.3

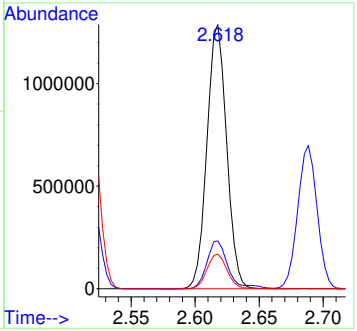

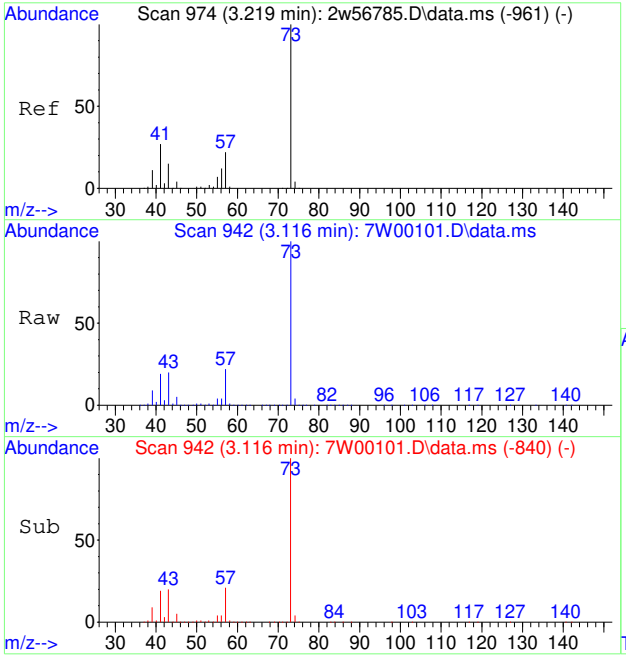

#36
METHYL TERTIARY BUTYL ETHER
Concen: 37.85 PPBV
RT: 3.116 min Scan# 942
Delta R.T. -0.003 min
Lab File: 7W00101.D
Acq: 30 Nov 2022 3:51 pm

Tgt Ion: 73 Resp: 1314330

Ion	Ratio	Lower	Upper
73	100		
45	4.9	3.2	4.8#

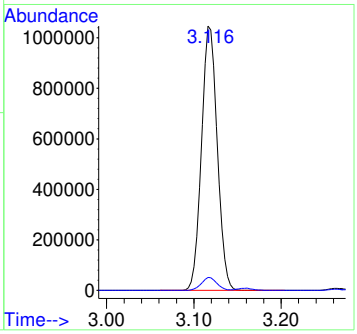

7.7.30

7

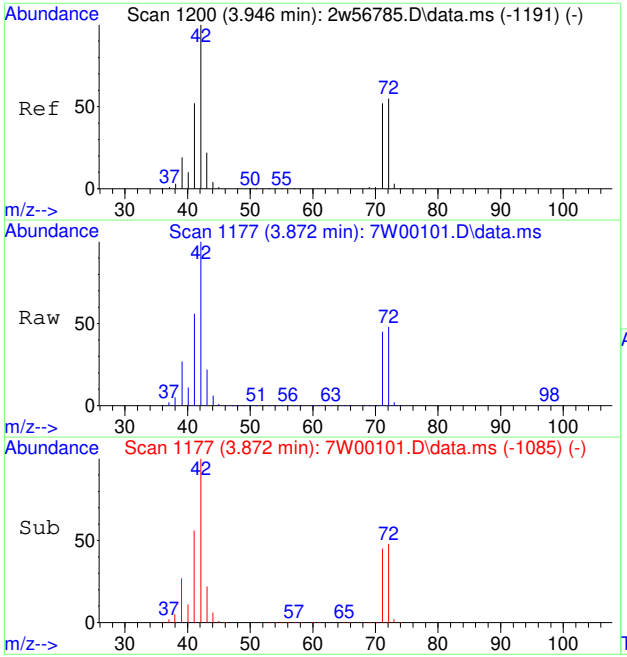

#37
TETRAHYDROFURAN
Concen: 41.27 PPBV
RT: 3.872 min Scan# 1177
Delta R.T. -0.003 min
Lab File: 7W00101.D
Acq: 30 Nov 2022 3:51 pm

Tgt Ion: 72 Resp: 225816

Ion	Ratio	Lower	Upper
72	100		
42	210.3	149.0	223.6
71	93.8	74.5	111.7

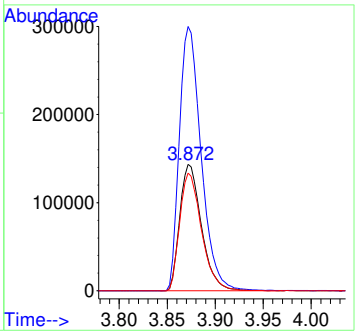

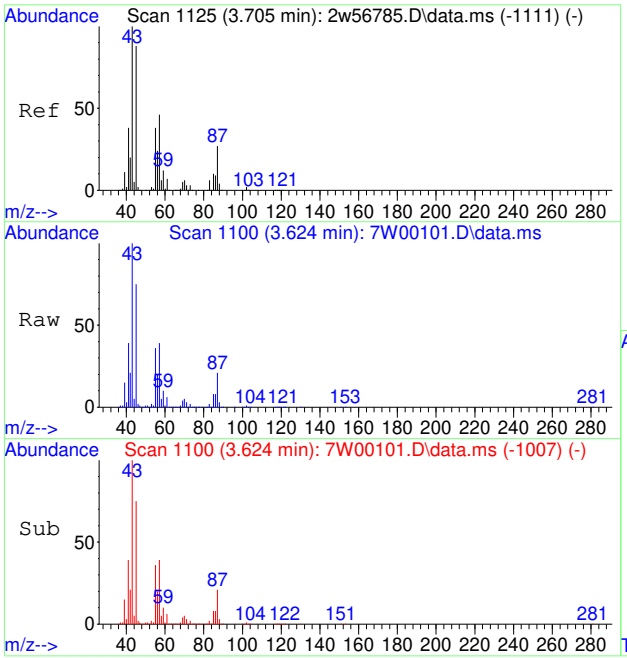

#38
HEXANE
Concen: 34.04 PPBV
RT: 3.624 min Scan# 1100
Delta R.T. -0.000 min
Lab File: 7W00101.D
Acq: 30 Nov 2022 3:51 pm

Tgt Ion: 57 Resp: 752280

Ion	Ratio	Lower	Upper
57	100		
56	52.8	42.0	63.0
41	105.0	66.2	99.2#

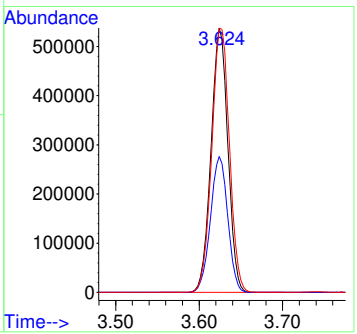

7.7.30

7

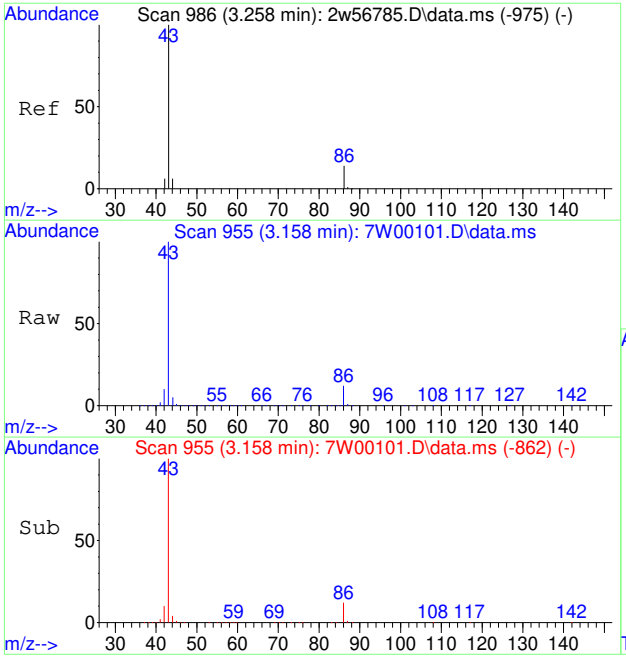

#39
VINYL ACETATE
Concen: 71.08 PPBV
RT: 3.158 min Scan# 955
Delta R.T. -0.000 min
Lab File: 7W00101.D
Acq: 30 Nov 2022 3:51 pm

Tgt Ion: 86 Resp: 142597

Ion	Ratio	Lower	Upper
86	100		
43	835.8	626.3	939.5
44	41.1	34.5	51.7

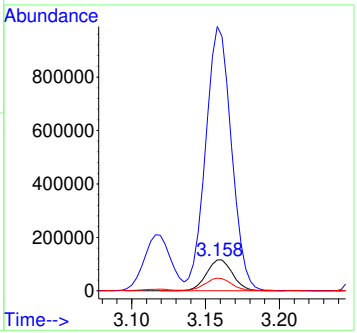

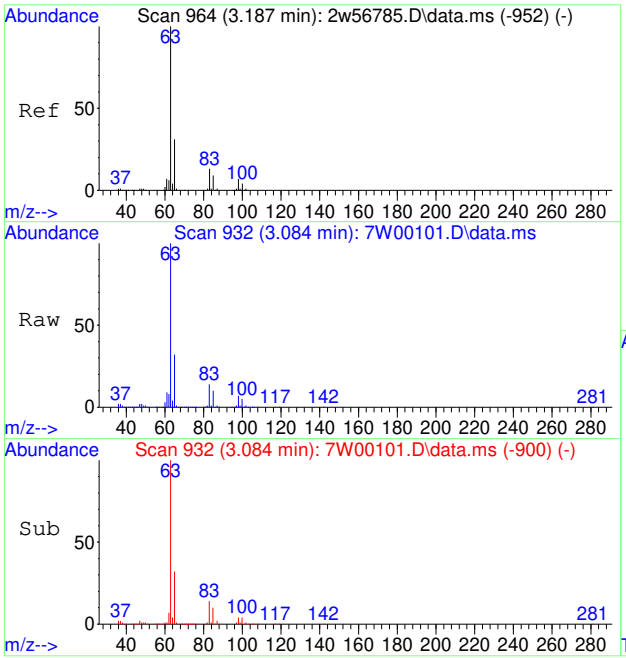

#40
1,1-DICHLOROETHANE
Concen: 33.45 PPBV
RT: 3.084 min Scan# 932
Delta R.T. 0.003 min
Lab File: 7W00101.D
Acq: 30 Nov 2022 3:51 pm

Tgt Ion: 63 Resp: 764009

Ion	Ratio	Lower	Upper
63	100		
65	31.7	25.3	37.9
83	14.1	10.6	16.0

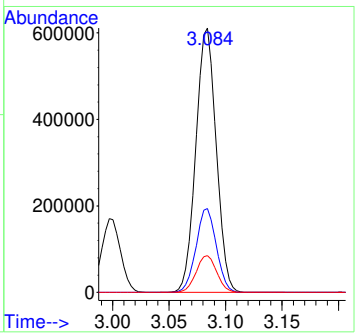

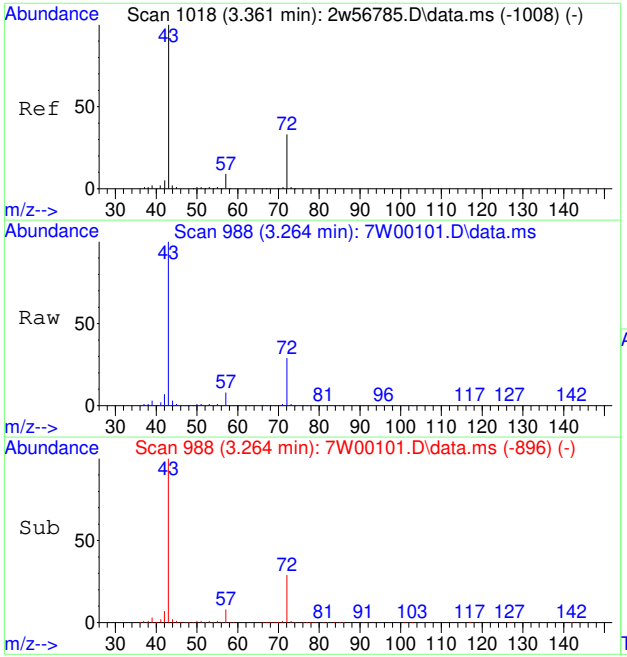

#41
METHYL ETHYL KETONE
Concen: 38.55 PPBV
RT: 3.264 min Scan# 988
Delta R.T. -0.003 min
Lab File: 7W00101.D
Acq: 30 Nov 2022 3:51 pm

Tgt Ion: 72 Resp: 235726

Ion	Ratio	Lower	Upper
72	100		
57	30.6	22.2	33.4
43	357.1	252.6	378.8

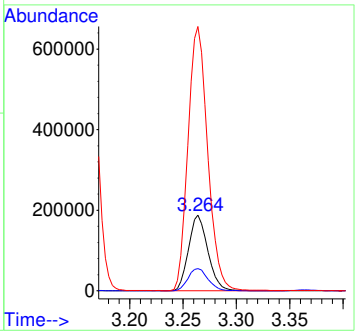

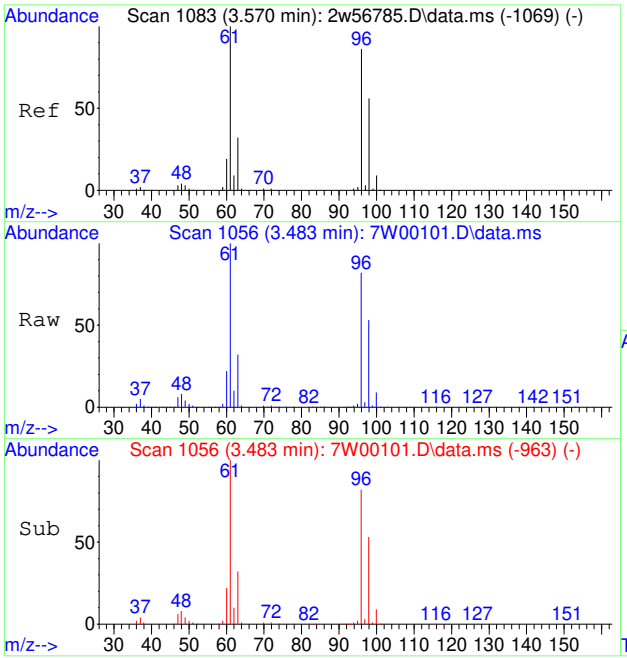

#42
CIS-1,2-DICHLOROETHENE
Concen: 42.33 PPBV
RT: 3.483 min Scan# 1056
Delta R.T. -0.000 min
Lab File: 7W00101.D
Acq: 30 Nov 2022 3:51 pm

Tgt Ion: 96 Resp: 504305

Ion	Ratio	Lower	Upper
96	100		
98	63.8	51.1	76.7
61	121.1	93.9	140.9

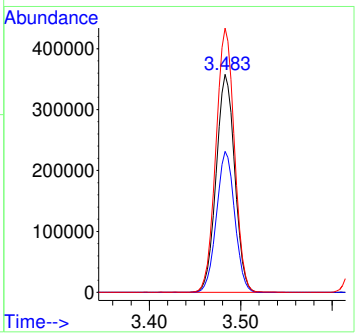

7.7.30

7

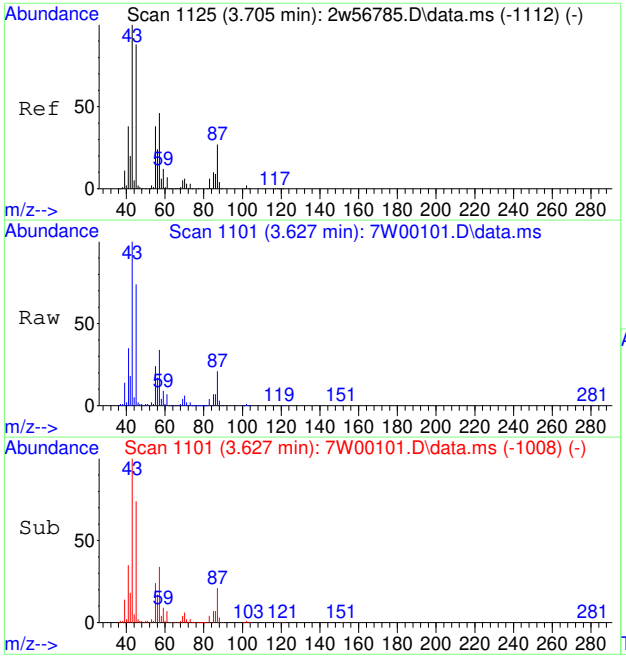

#43
DIISOPROPYL ETHER
Concen: 35.62 PPBV
RT: 3.627 min Scan# 1101
Delta R.T. -0.000 min
Lab File: 7W00101.D
Acq: 30 Nov 2022 3:51 pm

Tgt Ion: 59 Resp: 227019

Ion	Ratio	Lower	Upper
59	100		
45	717.9	539.8	809.8

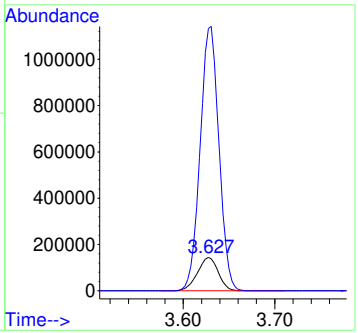

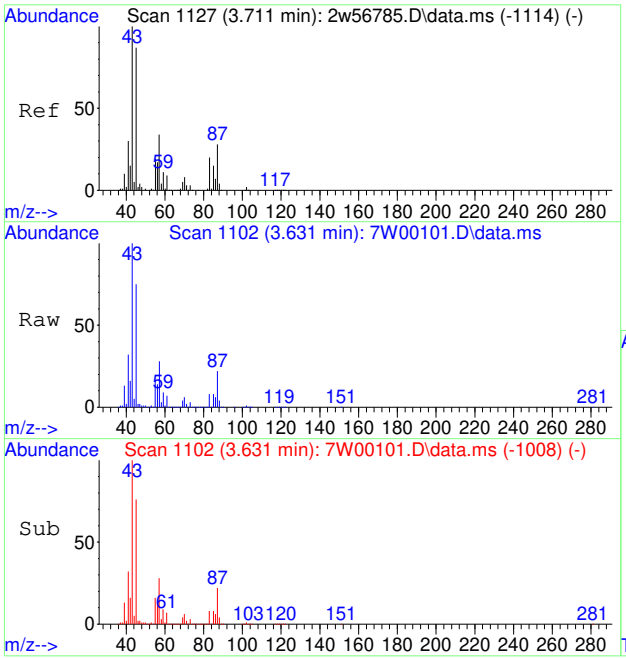

#44
ETHYL ACETATE
Concen: 36.17 PPBV
RT: 3.631 min Scan# 1102
Delta R.T. 0.003 min
Lab File: 7W00101.D
Acq: 30 Nov 2022 3:51 pm

Tgt Ion: 61 Resp: 157308

Ion	Ratio	Lower	Upper
61	100		
43	1426.9	986.2	1479.2
88	49.3	38.8	58.2

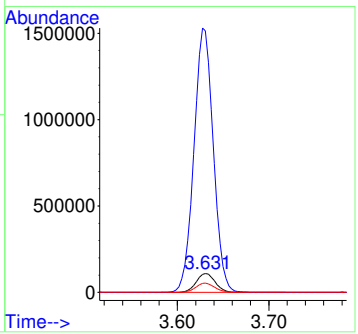

7.7.30

7

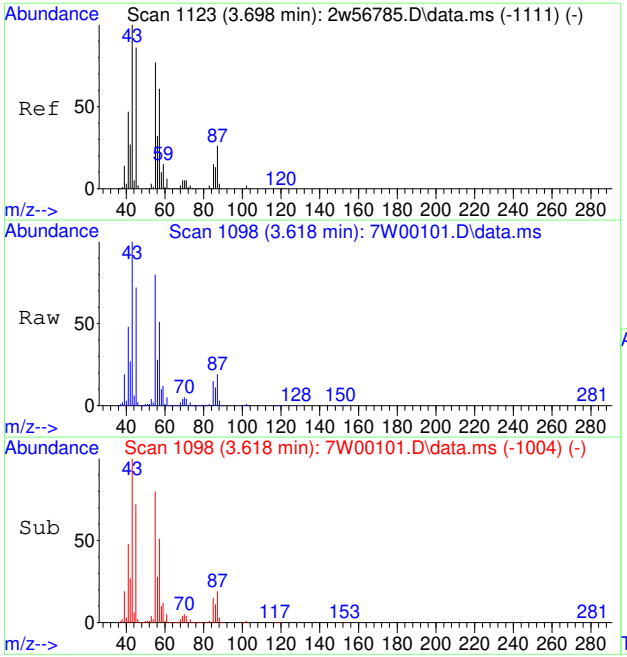

#45
METHYL ACRYLATE
Concen: 33.59 PPBV
RT: 3.618 min Scan# 1098
Delta R.T. 0.003 min
Lab File: 7W00101.D
Acq: 30 Nov 2022 3:51 pm

Tgt Ion: 55 Resp: 927103

Ion	Ratio	Lower	Upper
55	100		
85	0.0	0.0	0.0
58	13.7	11.7	17.5

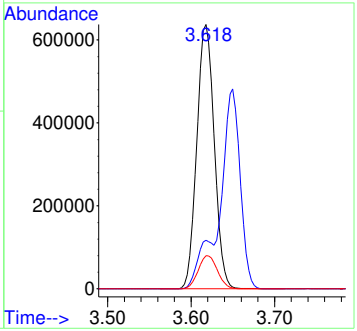

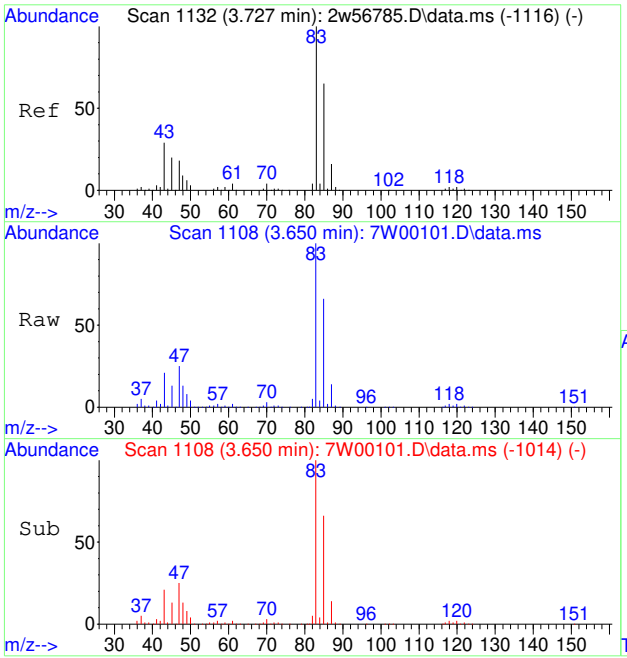

#46
CHLOROFORM
Concen: 40.03 PPBV
RT: 3.650 min Scan# 1108
Delta R.T. 0.003 min
Lab File: 7W00101.D
Acq: 30 Nov 2022 3:51 pm

Tgt Ion: 83 Resp: 1014813

Ion	Ratio	Lower	Upper
83	100		
85	82.8	64.2	96.4
47	25.9	15.2	22.8#

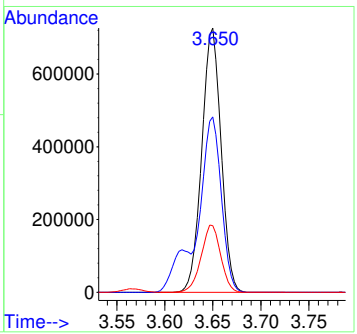

7.7.30

7

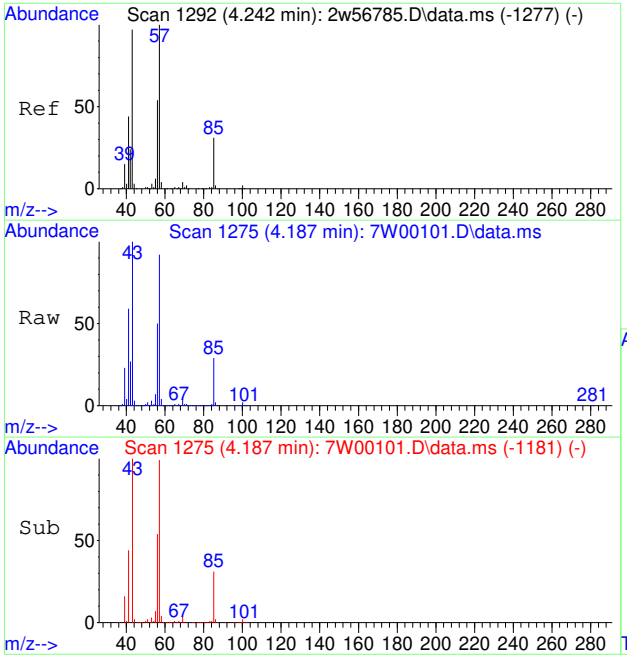

#47
2,4-DIMETHYLPENTANE
Concen: 32.22 PPBV
RT: 4.187 min Scan# 1275
Delta R.T. 0.003 min
Lab File: 7W00101.D
Acq: 30 Nov 2022 3:51 pm

Tgt Ion: 57 Resp: 826699

Ion	Ratio	Lower	Upper
57	100		
56	54.7	43.9	65.9
85	32.1	25.0	37.6

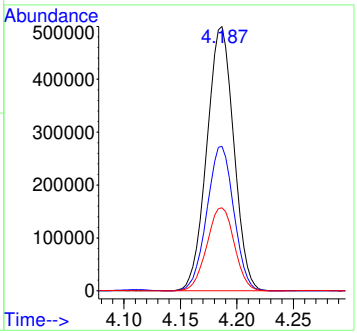

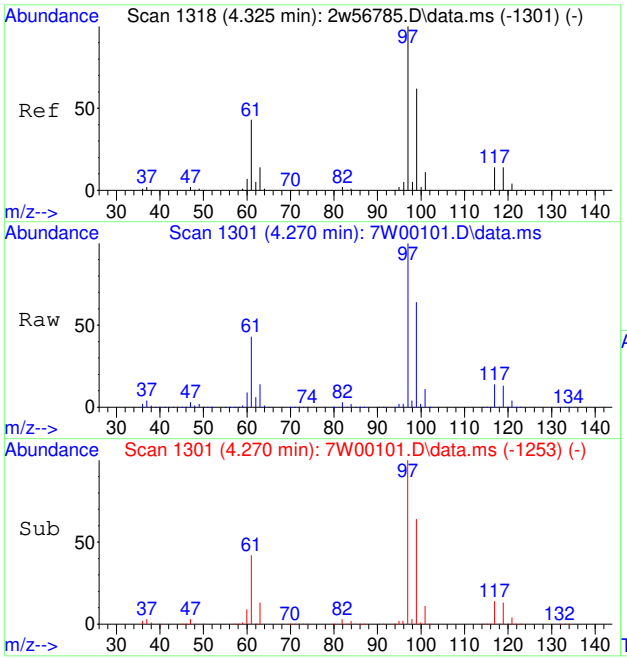

#48
1,1,1-TRICHLOROETHANE
Concen: 43.21 PPBV
RT: 4.270 min Scan# 1301
Delta R.T. 0.003 min
Lab File: 7W00101.D
Acq: 30 Nov 2022 3:51 pm

Tgt Ion: 97 Resp: 1063573

Ion	Ratio	Lower	Upper
97	100		
99	64.3	50.8	76.2
61	43.1	34.8	52.2

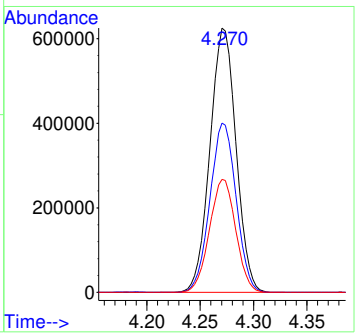

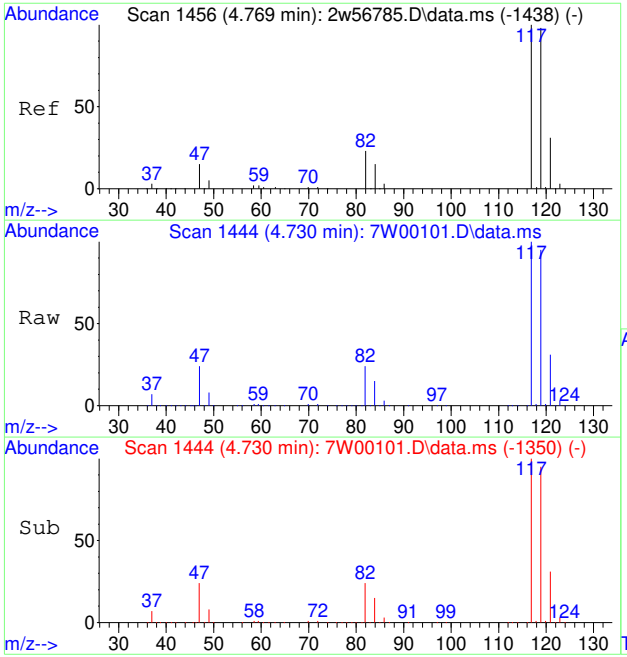

#49
CARBON TETRACHLORIDE
Concen: 44.37 PPBV
RT: 4.730 min Scan# 1444
Delta R.T. 0.003 min
Lab File: 7W00101.D
Acq: 30 Nov 2022 3:51 pm

Tgt Ion:117 Resp: 1183736

Ion	Ratio	Lower	Upper
117	100		
119	95.4	77.5	116.3
121	30.4	24.9	37.3

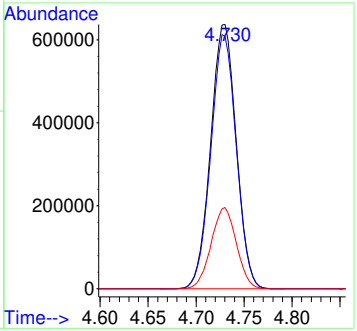

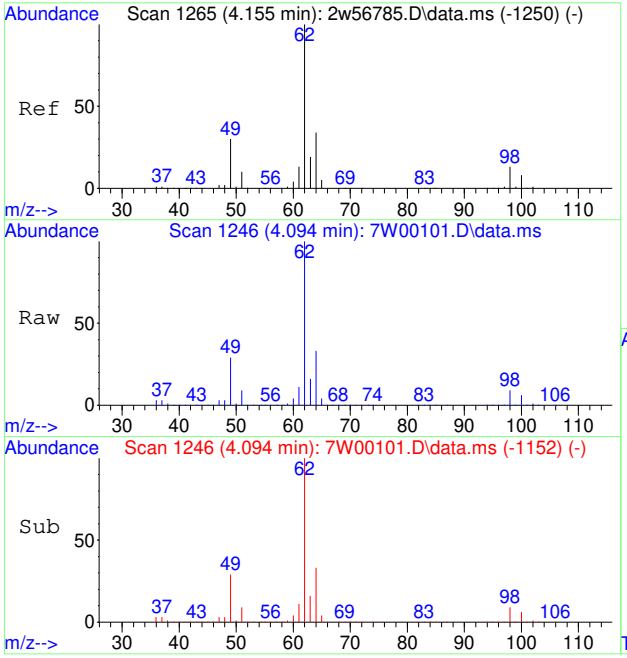

#50
1,2-DICHLOROETHANE
Concen: 35.28 PPBV
RT: 4.094 min Scan# 1246
Delta R.T. 0.003 min
Lab File: 7W00101.D
Acq: 30 Nov 2022 3:51 pm

Tgt Ion: 62 Resp: 649651

Ion	Ratio	Lower	Upper
62	100		
64	32.5	26.6	40.0
98	9.3	10.1	15.1#

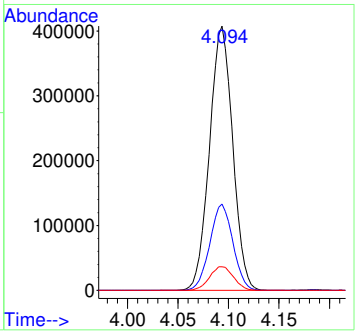

7.7.30

7

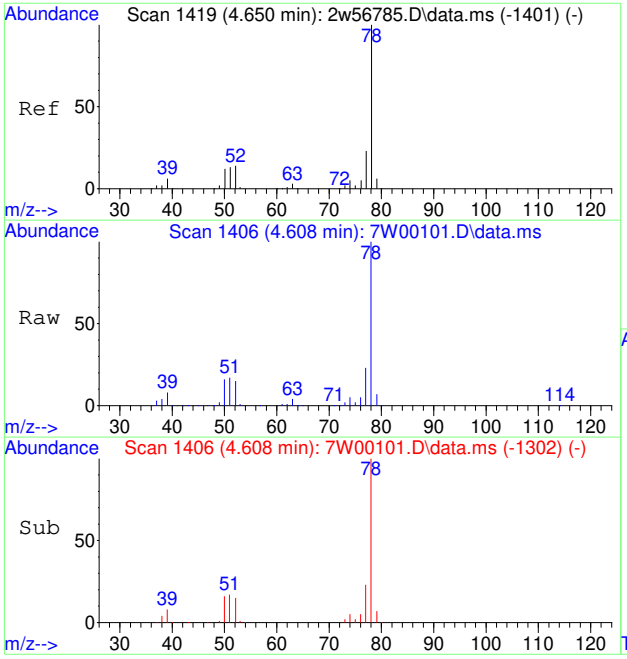

#51
BENZENE
Concen: 40.06 PPBV
RT: 4.608 min Scan# 1406
Delta R.T. 0.003 min
Lab File: 7W00101.D
Acq: 30 Nov 2022 3:51 pm

Tgt Ion: 78 Resp: 1444478

Ion	Ratio	Lower	Upper
78	100		
52	15.3	0.0	34.0
51	17.0	0.0	33.5

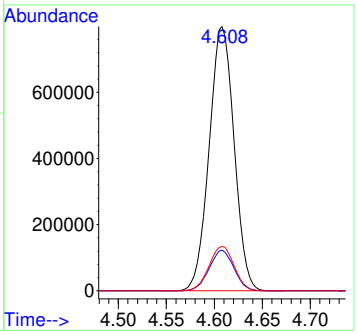

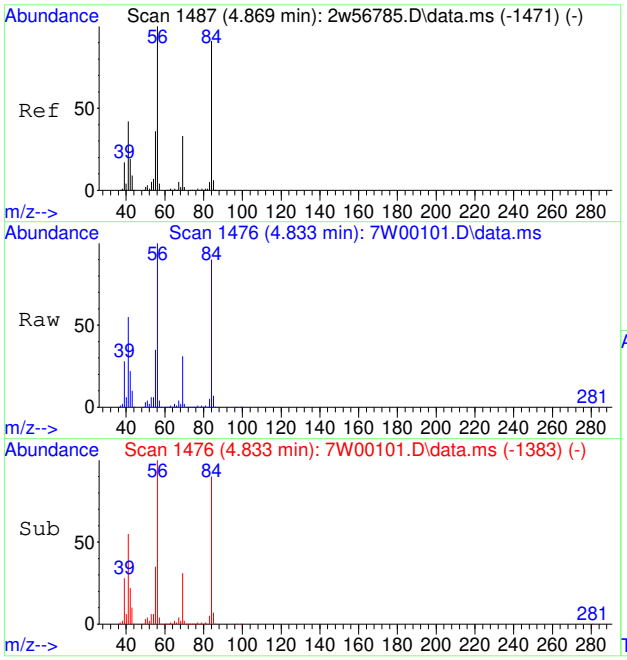

#53
CYCLOHEXANE
Concen: 46.60 PPBV
RT: 4.833 min Scan# 1476
Delta R.T. -0.000 min
Lab File: 7W00101.D
Acq: 30 Nov 2022 3:51 pm

Tgt Ion: 84 Resp: 630058

Ion	Ratio	Lower	Upper
84	100		
69	34.0	28.2	42.2
56	110.4	88.1	132.1

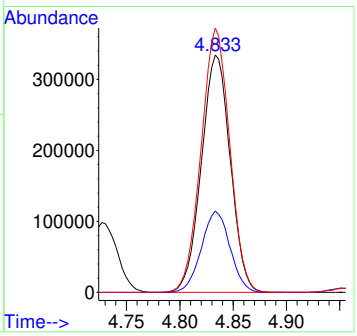

7.7.30

7

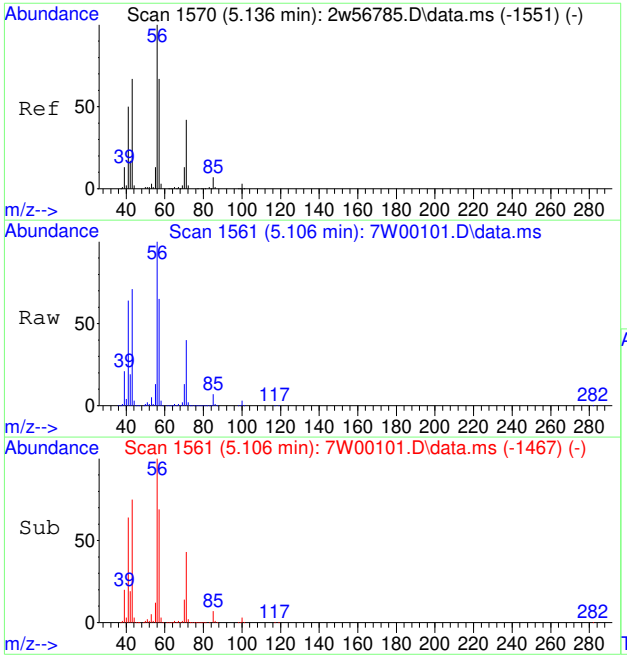

#54
2,3-DIMETHYLPENTANE
Concen: 43.85 PPBV
RT: 5.106 min Scan# 1561
Delta R.T. 0.003 min
Lab File: 7W00101.D
Acq: 30 Nov 2022 3:51 pm

Tgt Ion: 71 Resp: 326978

Ion	Ratio	Lower	Upper
71	100		
56	248.7	188.6	283.0
85	17.5	13.4	20.0

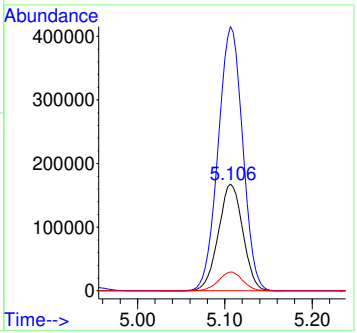

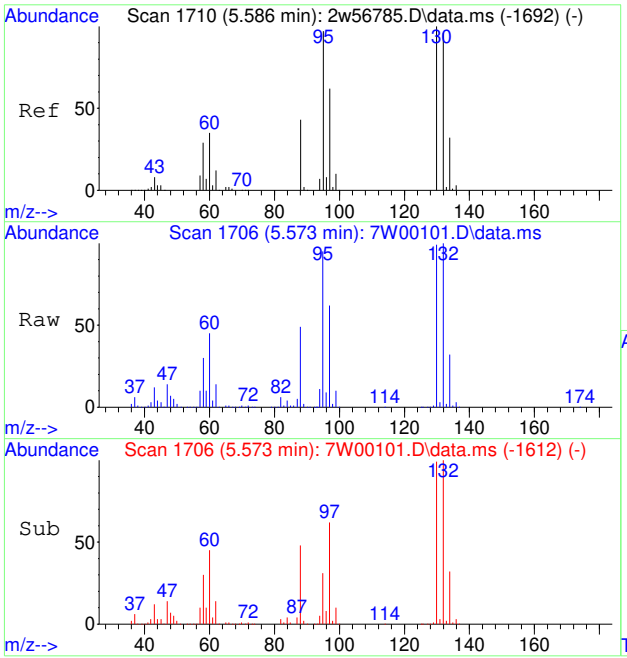

#55
TRICHLOROETHENE
Concen: 41.67 PPBV
RT: 5.573 min Scan# 1706
Delta R.T. 0.003 min
Lab File: 7W00101.D
Acq: 30 Nov 2022 3:51 pm

Tgt Ion: 95 Resp: 683905

Ion	Ratio	Lower	Upper
95	100		
130	105.3	83.2	124.8
132	105.1	79.8	119.6
97	64.6	51.3	76.9

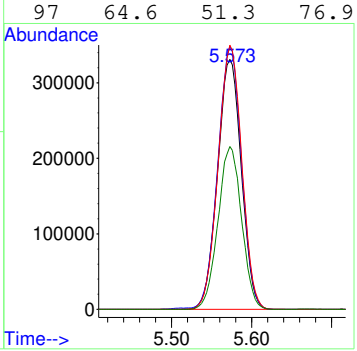

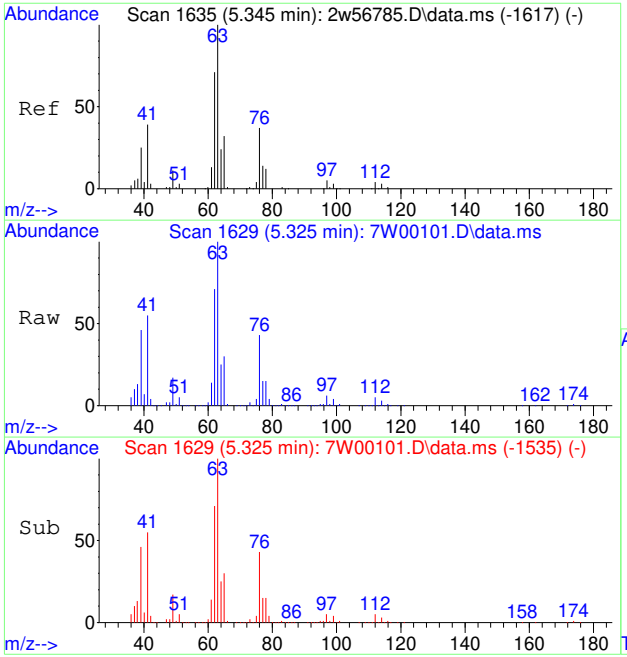

#56
1,2-DICHLOROPROPANE
Concen: 39.96 PPBV
RT: 5.325 min Scan# 1629
Delta R.T. 0.003 min
Lab File: 7W00101.D
Acq: 30 Nov 2022 3:51 pm

Tgt Ion: 63 Resp: 528781

Ion	Ratio	Lower	Upper
63	100		
65	30.7	25.0	37.6
76	43.9	29.3	43.9

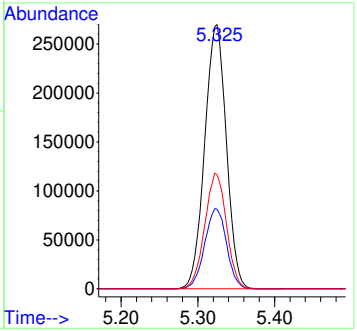

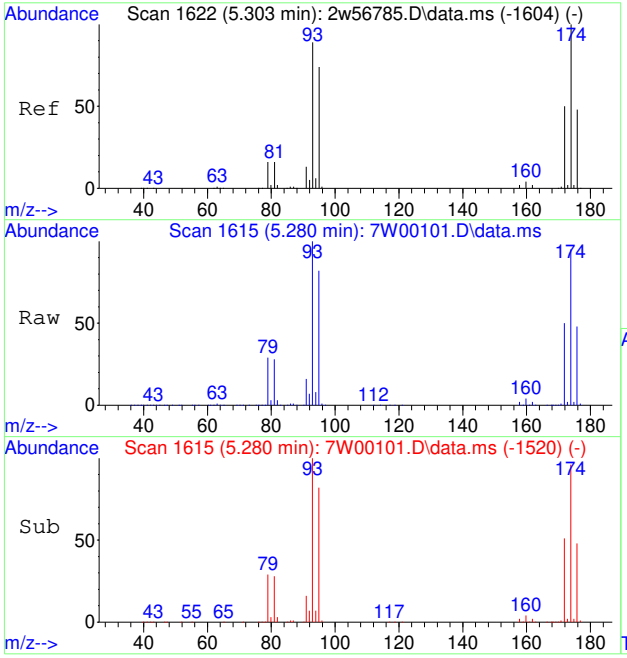

#57
DIBROMOMETHANE
Concen: 42.01 PPBV
RT: 5.280 min Scan# 1615
Delta R.T. 0.006 min
Lab File: 7W00101.D
Acq: 30 Nov 2022 3:51 pm

Tgt Ion:174 Resp: 622494

Ion	Ratio	Lower	Upper
174	100		
93	104.3	71.9	107.9
95	86.9	60.4	90.6
172	52.5	41.0	61.6

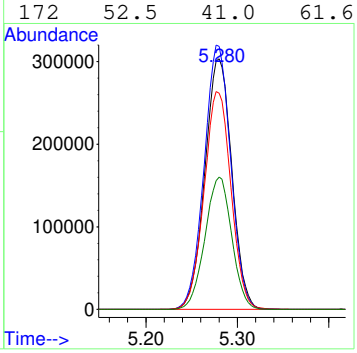

7.7.30

7

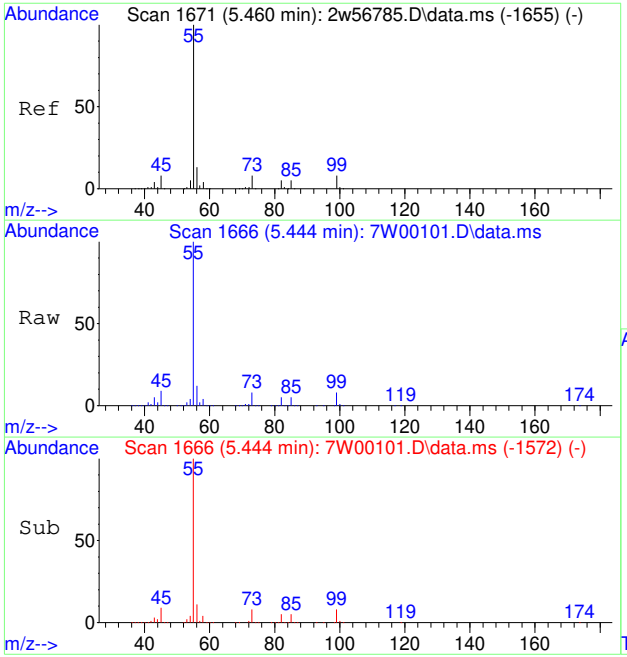

#58
ETHYL ACRYLATE
Concen: 40.38 PPBV
RT: 5.444 min Scan# 1666
Delta R.T. 0.003 min
Lab File: 7W00101.D
Acq: 30 Nov 2022 3:51 pm

Tgt Ion: 55 Resp: 1121303

Ion	Ratio	Lower	Upper
55	100		
56	12.6	10.0	15.0
45	8.8	6.8	10.2
99	8.1	6.6	9.8

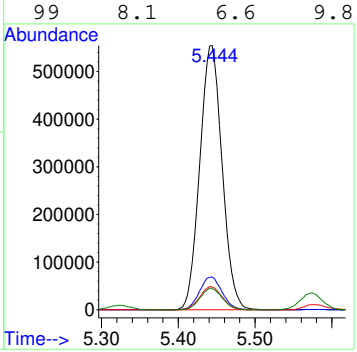

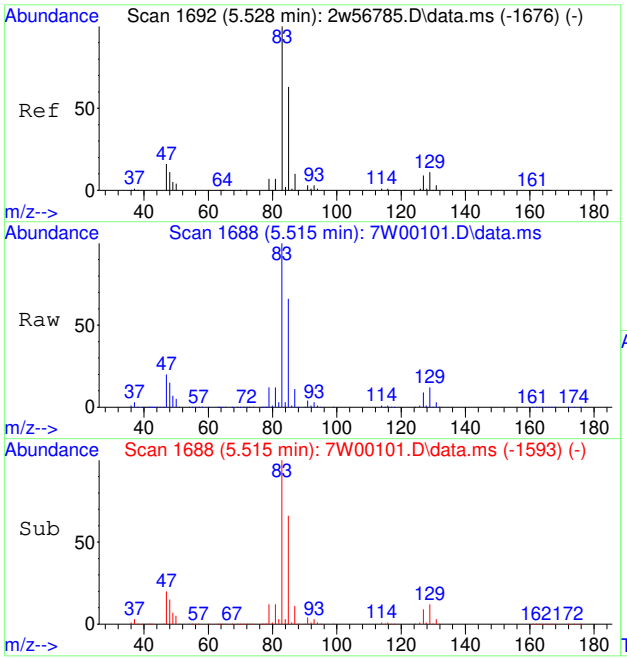

#59
BROMODICHLOROMETHANE
Concen: 45.59 PPBV
RT: 5.515 min Scan# 1688
Delta R.T. 0.006 min
Lab File: 7W00101.D
Acq: 30 Nov 2022 3:51 pm

Tgt Ion: 83 Resp: 1135775

Ion	Ratio	Lower	Upper
83	100		
85	66.7	51.8	77.8

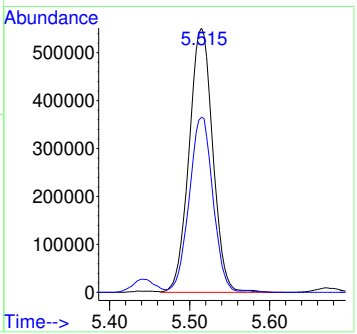

7.7.30

7

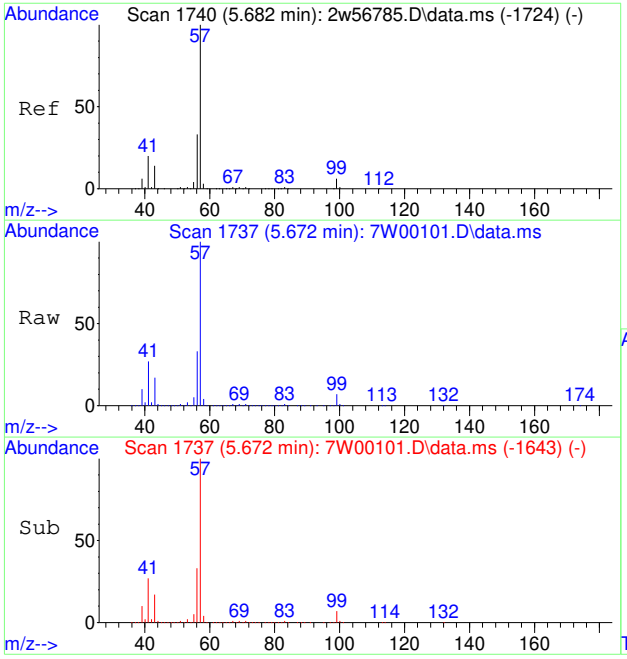

#60
2,2,4-TRIMETHYLPENTANE
Concen: 38.10 PPBV
RT: 5.672 min Scan# 1737
Delta R.T. 0.003 min
Lab File: 7W00101.D
Acq: 30 Nov 2022 3:51 pm

Tgt Ion: 57 Resp: 2238692

Ion	Ratio	Lower	Upper
57	100		
56	32.8	26.3	39.5
99	6.4	5.0	7.6

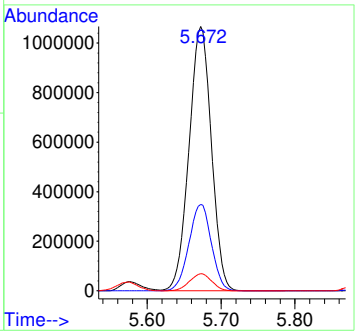

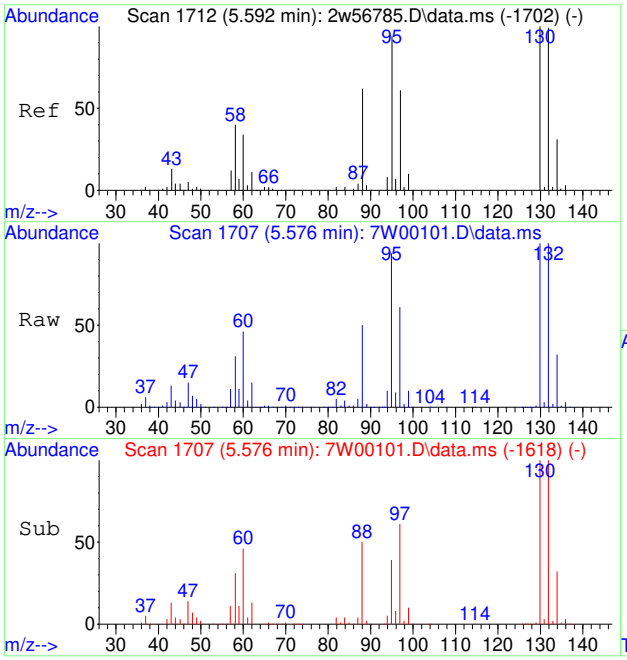

#61
1,4-DIOXANE
Concen: 45.28 PPBV
RT: 5.576 min Scan# 1707
Delta R.T. -0.013 min
Lab File: 7W00101.D
Acq: 30 Nov 2022 3:51 pm

Tgt Ion: 88 Resp: 356985

Ion	Ratio	Lower	Upper
88	100		
57	20.1	15.0	22.4
58	61.4	50.1	75.1
43	24.6	15.4	23.0#

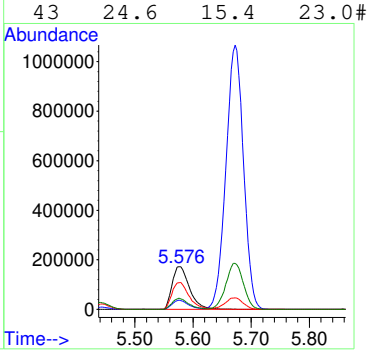

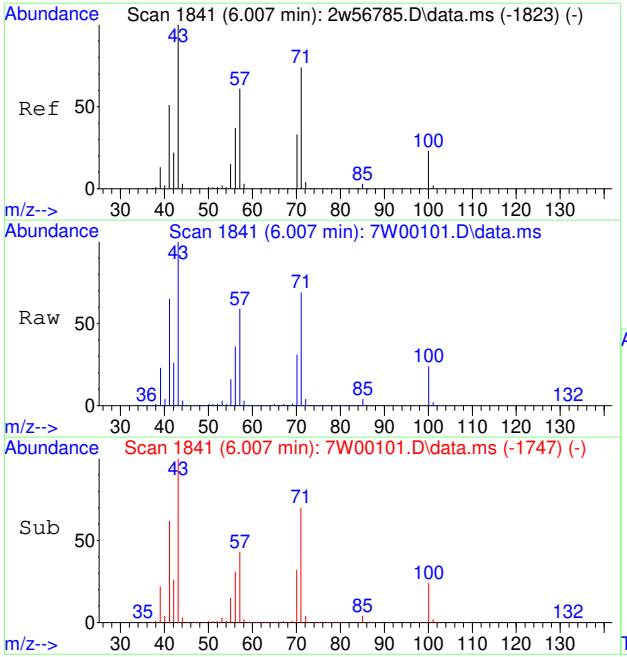

#62
HEPTANE
Concen: 36.24 PPBV
RT: 6.007 min Scan# 1841
Delta R.T. 0.003 min
Lab File: 7W00101.D
Acq: 30 Nov 2022 3:51 pm

Tgt Ion: 43 Resp: 773081

Ion	Ratio	Lower	Upper
43	100		
71	67.7	60.6	90.8
57	58.6	50.2	75.4

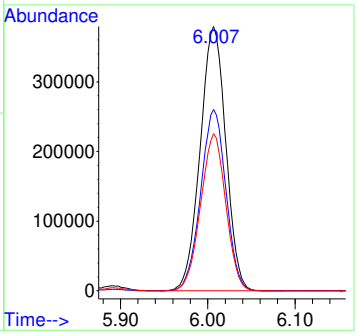

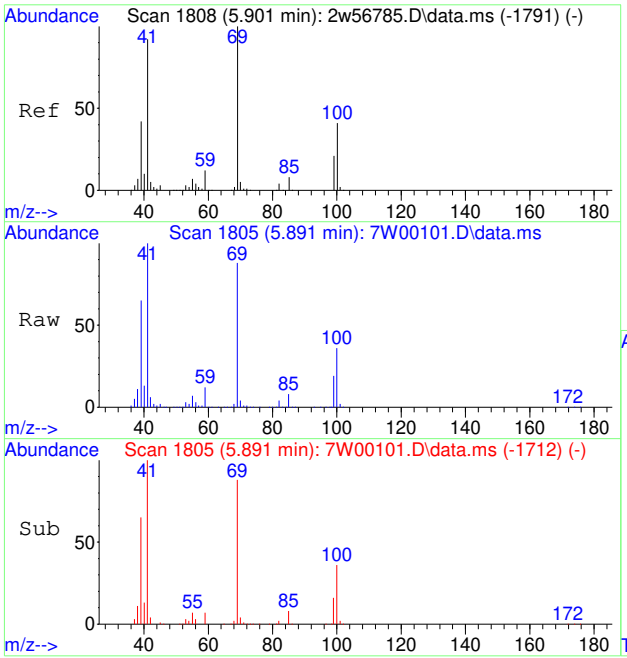

#63
METHYL METHACRYLATE
Concen: 46.66 PPBV
RT: 5.891 min Scan# 1805
Delta R.T. -0.000 min
Lab File: 7W00101.D
Acq: 30 Nov 2022 3:51 pm

Tgt Ion: 69 Resp: 570060

Ion	Ratio	Lower	Upper
69	100		
41	113.8	74.2	111.4#
100	40.8	32.2	48.4

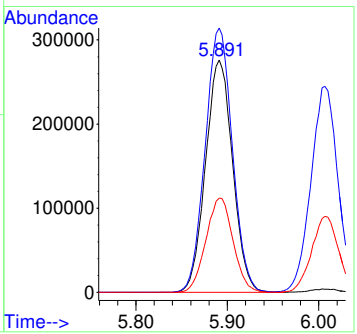

7.7.30

7

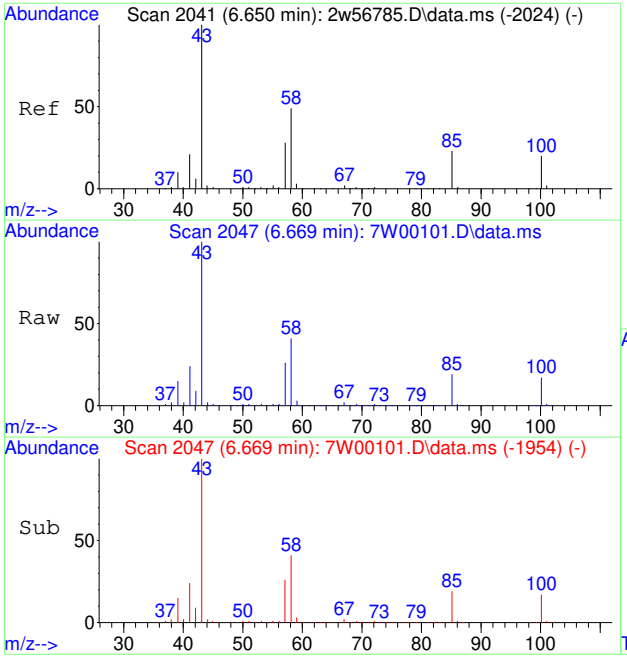

#64
METHYL ISOBUTYL KETONE
Concen: 40.71 PPBV
RT: 6.669 min Scan# 2047
Delta R.T. -0.000 min
Lab File: 7W00101.D
Acq: 30 Nov 2022 3:51 pm

Tgt Ion: 58 Resp: 458888

Ion	Ratio	Lower	Upper
58	100		
43	244.1	168.2	252.4
100	43.1	33.6	50.4
85	47.5	36.7	55.1

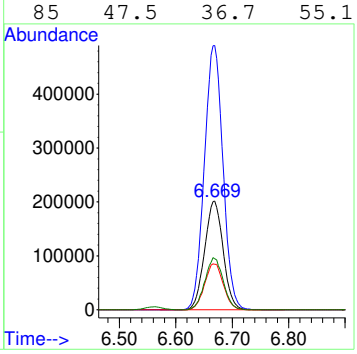

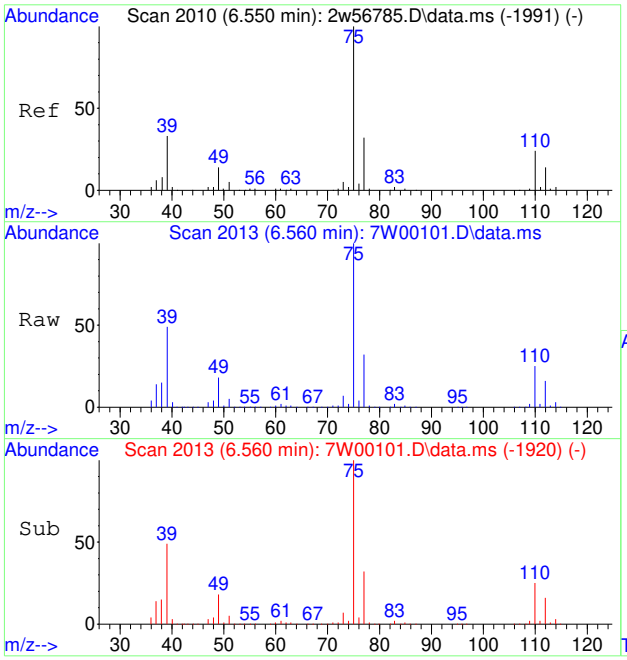

#65
CIS-1,3-DICHLOROPROPENE
Concen: 51.08 PPBV
RT: 6.560 min Scan# 2013
Delta R.T. -0.000 min
Lab File: 7W00101.D
Acq: 30 Nov 2022 3:51 pm

Tgt Ion: 75 Resp: 893336

Ion	Ratio	Lower	Upper
75	100		
77	31.6	25.5	38.3
39	49.1	26.2	39.4#

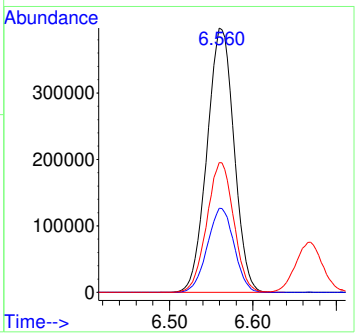

7.7.30

7

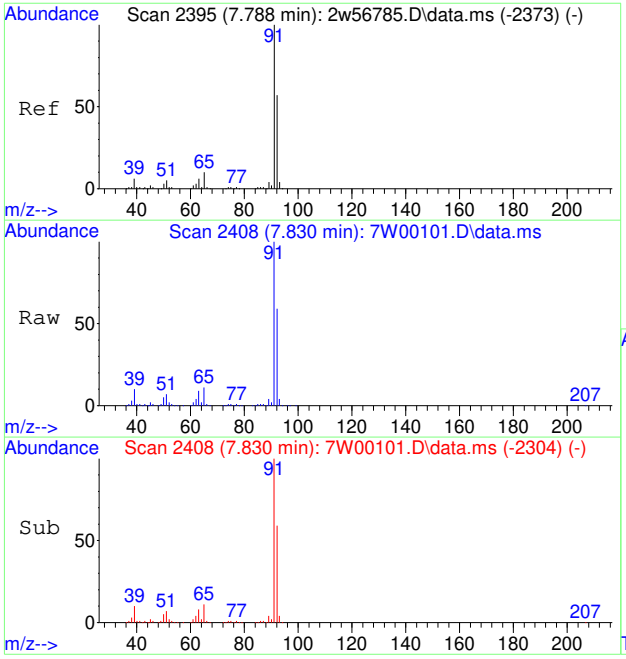

#66
TOLUENE
Concen: 46.11 PPBV
RT: 7.830 min Scan# 2408
Delta R.T. 0.003 min
Lab File: 7W00101.D
Acq: 30 Nov 2022 3:51 pm

Tgt Ion: 91 Resp: 1901201

Ion	Ratio	Lower	Upper
91	100		
92	58.5	38.9	78.9

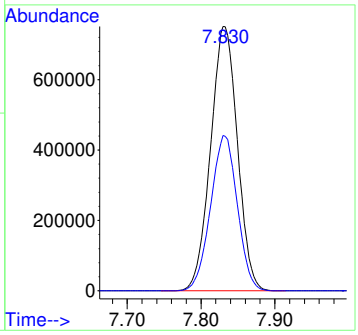

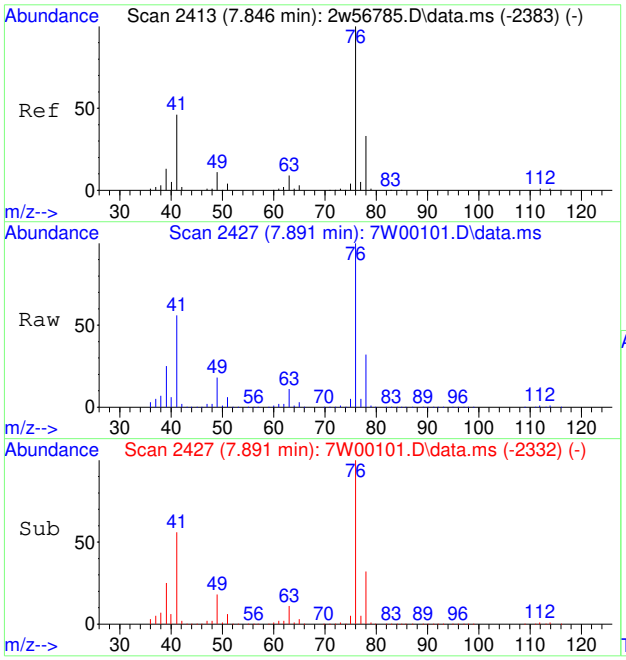

#67
1,3-DICHLOROPROPANE
Concen: 45.60 PPBV
RT: 7.891 min Scan# 2427
Delta R.T. 0.006 min
Lab File: 7W00101.D
Acq: 30 Nov 2022 3:51 pm

Tgt Ion: 76 Resp: 928606

Ion	Ratio	Lower	Upper
76	100		
78	32.2	26.0	39.0
63	10.1	7.5	11.3

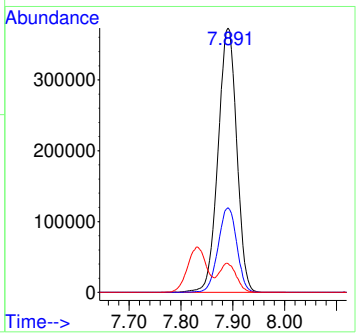

7.7.30

7

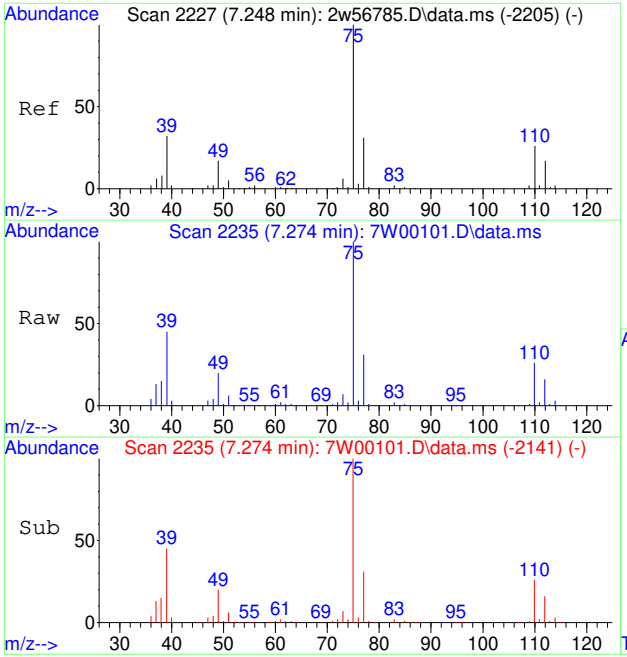

#68
TRANS-1,3-DICHLOROPROPENE
Concen: 55.79 PPBV
RT: 7.274 min Scan# 2235
Delta R.T. 0.003 min
Lab File: 7W00101.D
Acq: 30 Nov 2022 3:51 pm

Tgt Ion: 75 Resp: 858580

Ion	Ratio	Lower	Upper
75	100		
77	31.7	25.8	38.6
39	46.1	26.2	39.4#

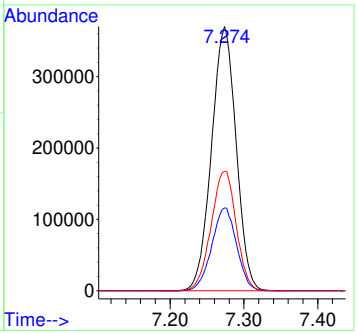

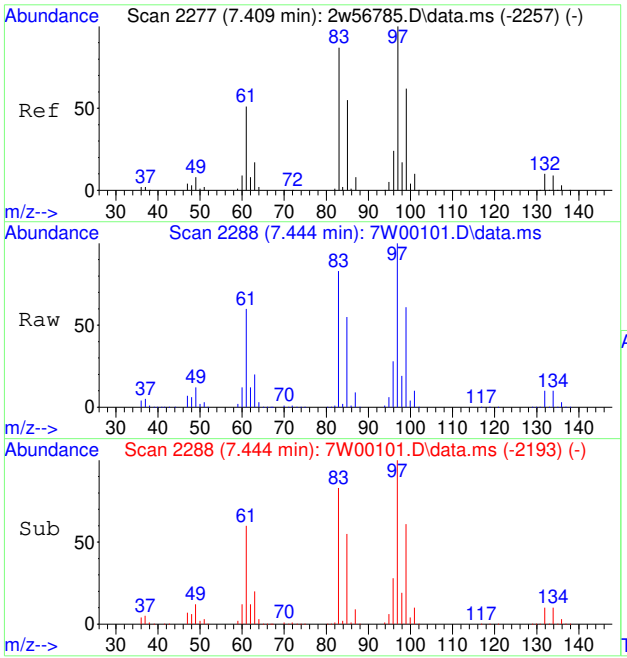

#69
1,1,2-TRICHLOROETHANE
Concen: 45.19 PPBV
RT: 7.444 min Scan# 2288
Delta R.T. 0.006 min
Lab File: 7W00101.D
Acq: 30 Nov 2022 3:51 pm

Tgt Ion: 83 Resp: 547724

Ion	Ratio	Lower	Upper
83	100		
97	118.9	93.1	139.7
85	66.9	51.0	76.6

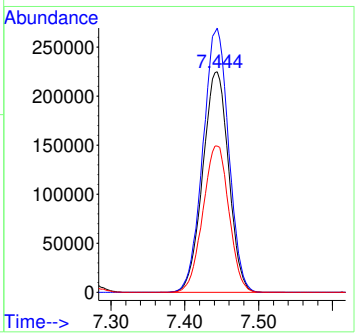

7.7.30

7

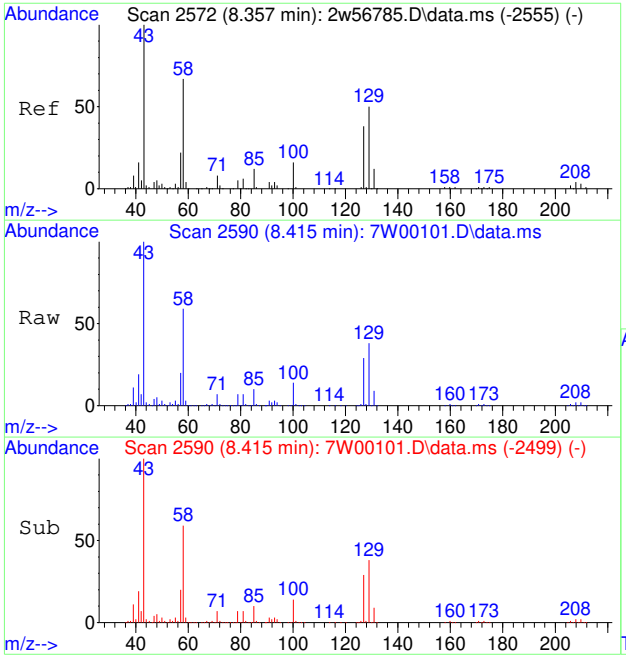

#70
2-HEXANONE
Concen: 42.24 PPBV
RT: 8.415 min Scan# 2590
Delta R.T. -0.006 min
Lab File: 7W00101.D
Acq: 30 Nov 2022 3:51 pm

Tgt Ion: 58 Resp: 641417

Ion	Ratio	Lower	Upper
58	100		
43	175.7	120.6	181.0
100	24.0	19.3	28.9

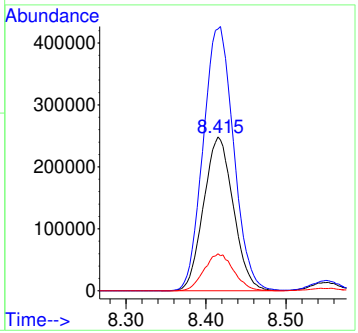

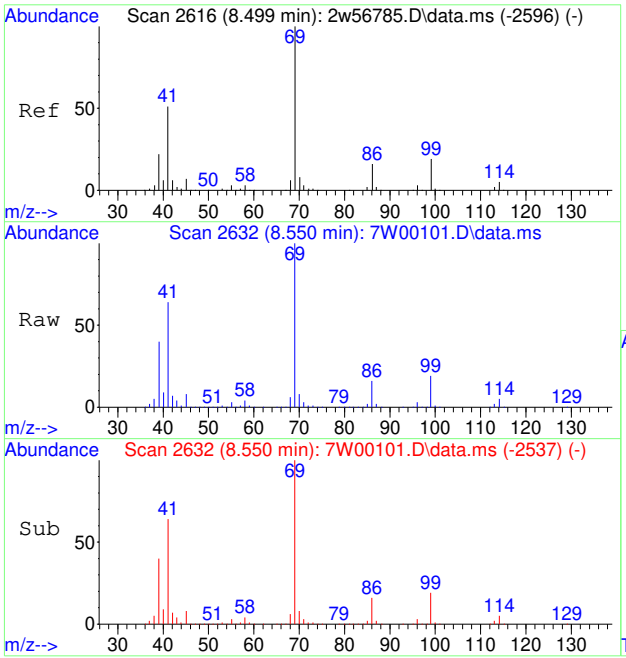

#71
ETHYL METHACRYLATE
Concen: 46.45 PPBV
RT: 8.550 min Scan# 2632
Delta R.T. 0.006 min
Lab File: 7W00101.D
Acq: 30 Nov 2022 3:51 pm

Tgt Ion: 69 Resp: 962277

Ion	Ratio	Lower	Upper
69	100		
41	64.4	41.3	61.9#
86	16.7	12.9	19.3
99	19.2	14.5	21.7

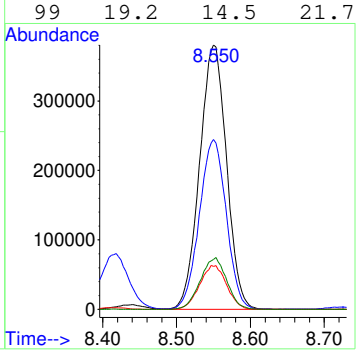

7.7.30

7

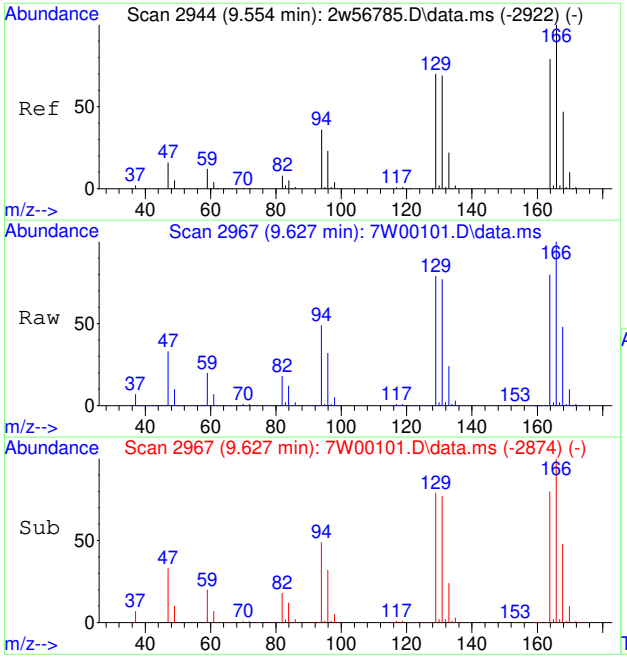

#72
TETRACHLOROETHENE
Concen: 44.01 PPBV
RT: 9.627 min Scan# 2967
Delta R.T. -0.000 min
Lab File: 7W00101.D
Acq: 30 Nov 2022 3:51 pm

Tgt Ion:164 Resp: 724277

Ion	Ratio	Lower	Upper
164	100		
129	98.7	72.0	108.0
168	60.7	48.6	72.8
131	98.3	69.0	103.6

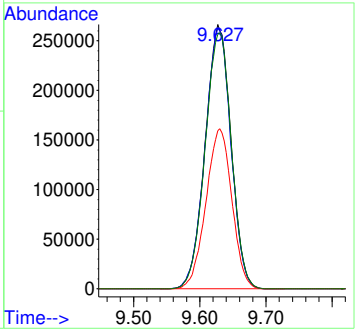

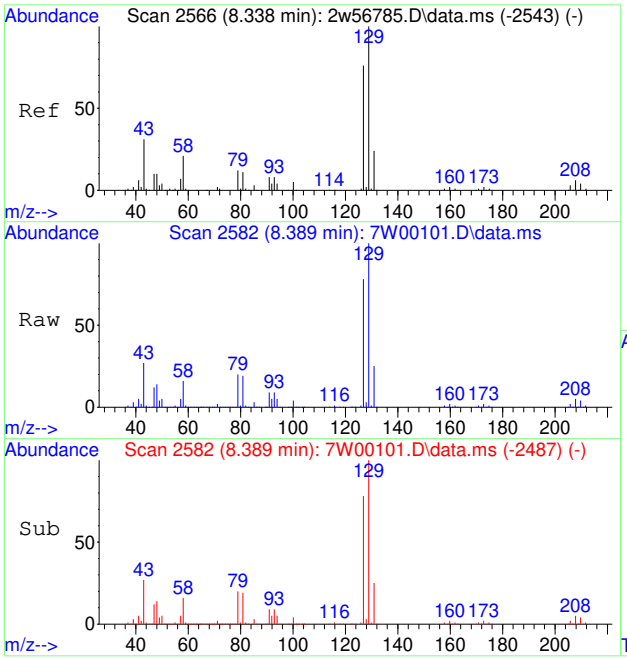

#73
DIBROMOCHLOROMETHANE
Concen: 50.19 PPBV
RT: 8.389 min Scan# 2582
Delta R.T. 0.006 min
Lab File: 7W00101.D
Acq: 30 Nov 2022 3:51 pm

Tgt Ion:129 Resp: 1280049

Ion	Ratio	Lower	Upper
129	100		
127	78.3	61.4	92.0
131	24.9	19.3	28.9

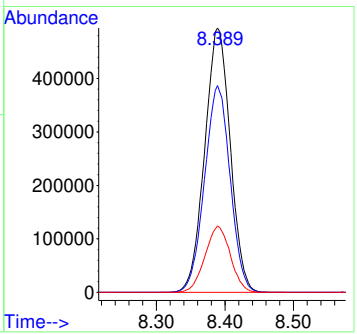

7.7.30

7

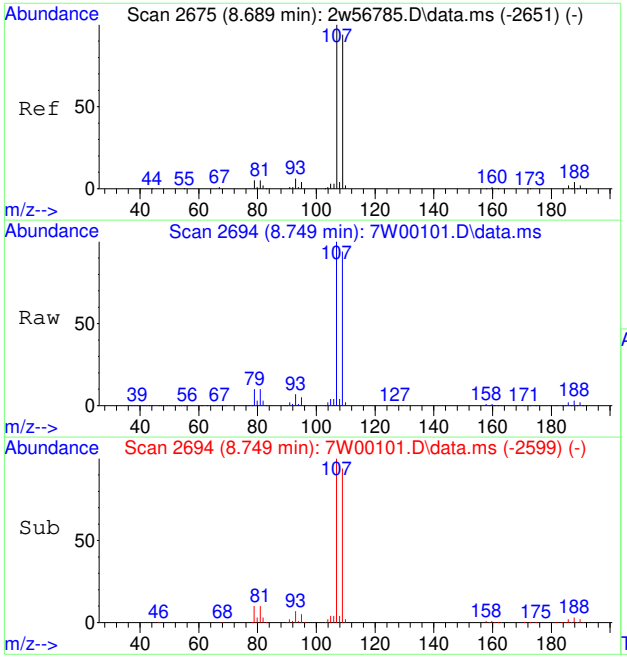

#74
1,2-DIBROMOETHANE
Concen: 49.09 PPBV
RT: 8.749 min Scan# 2694
Delta R.T. 0.006 min
Lab File: 7W00101.D
Acq: 30 Nov 2022 3:51 pm

Tgt Ion:107 Resp: 1093595

Ion	Ratio	Lower	Upper
107	100		
109	94.3	75.8	113.6
188	3.5	3.1	4.7

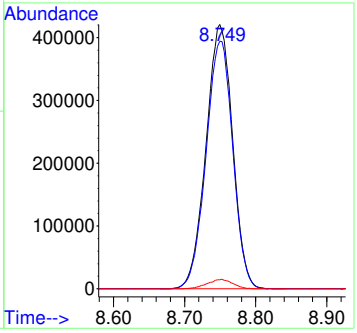

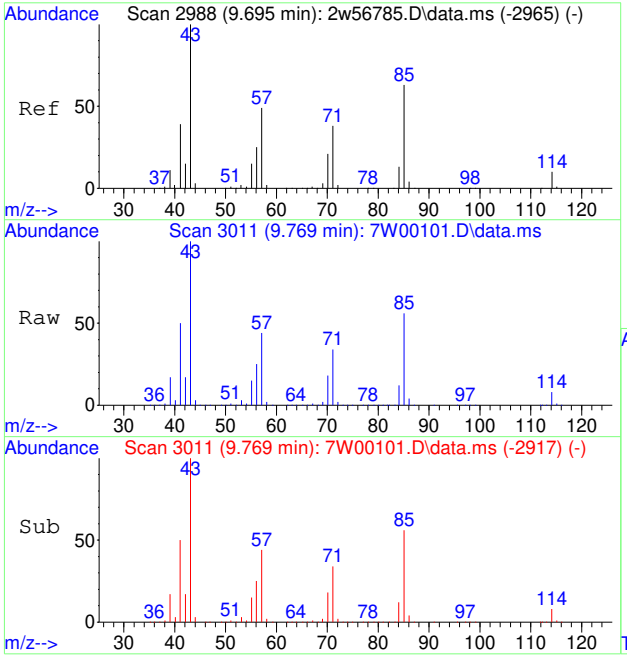

#75
OCTANE
Concen: 37.84 PPBV
RT: 9.769 min Scan# 3011
Delta R.T. 0.003 min
Lab File: 7W00101.D
Acq: 30 Nov 2022 3:51 pm

Tgt Ion: 43 Resp: 1105611

Ion	Ratio	Lower	Upper
43	100		
85	56.2	49.8	74.8
57	44.2	38.8	58.2

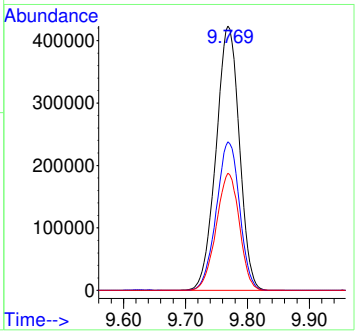

7.7.30

7

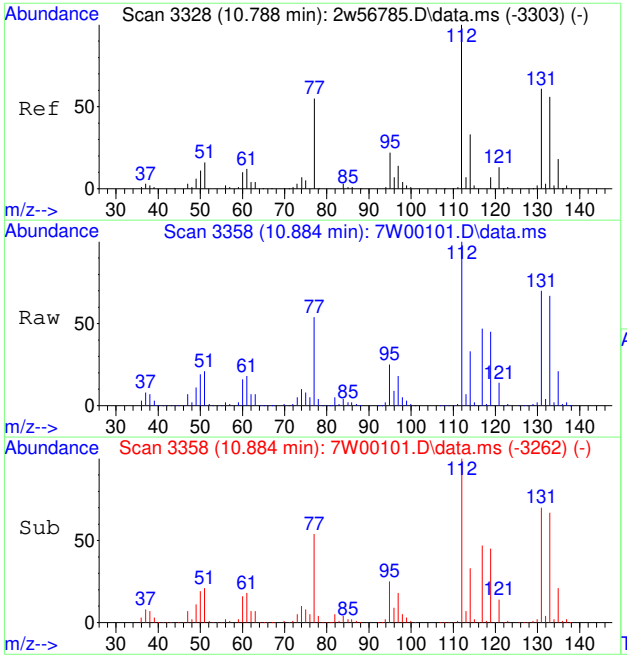

#77
1,1,1,2-TETRACHLOROETHANE
Concen: 47.45 PPBV
RT: 10.884 min Scan# 3358
Delta R.T. 0.010 min
Lab File: 7W00101.D
Acq: 30 Nov 2022 3:51 pm

Tgt Ion:131 Resp: 914006

Ion	Ratio	Lower	Upper
131	100		
95	36.7	28.6	43.0

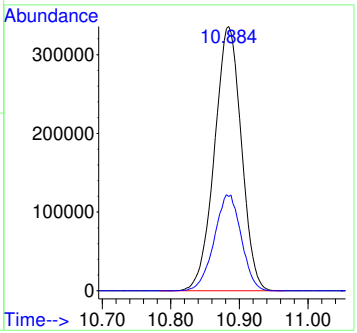

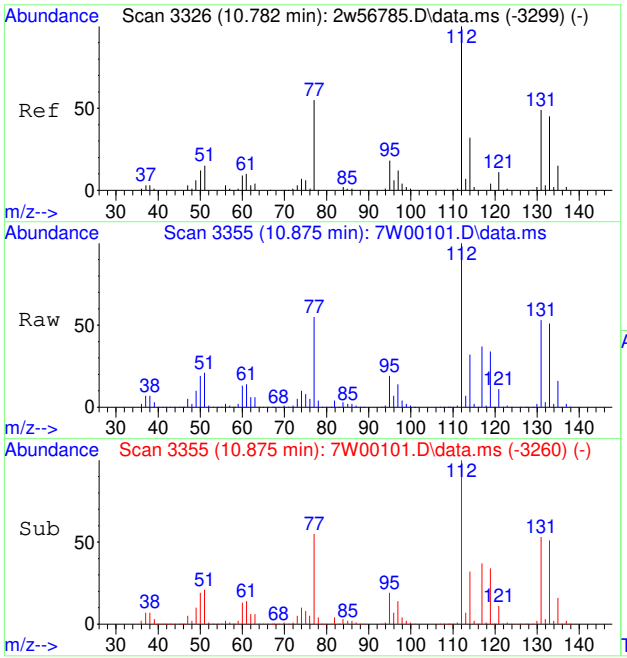

#78
CHLOROBENZENE
Concen: 46.76 PPBV
RT: 10.875 min Scan# 3355
Delta R.T. 0.006 min
Lab File: 7W00101.D
Acq: 30 Nov 2022 3:51 pm

Tgt Ion:112 Resp: 1615843

Ion	Ratio	Lower	Upper
112	100		
114	32.0	25.5	38.3
77	54.9	45.2	67.8

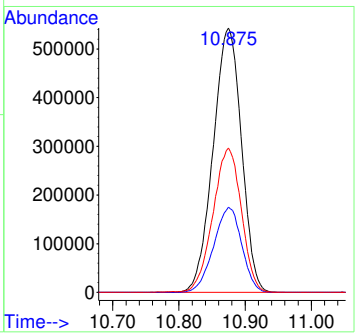

7.7.30

7

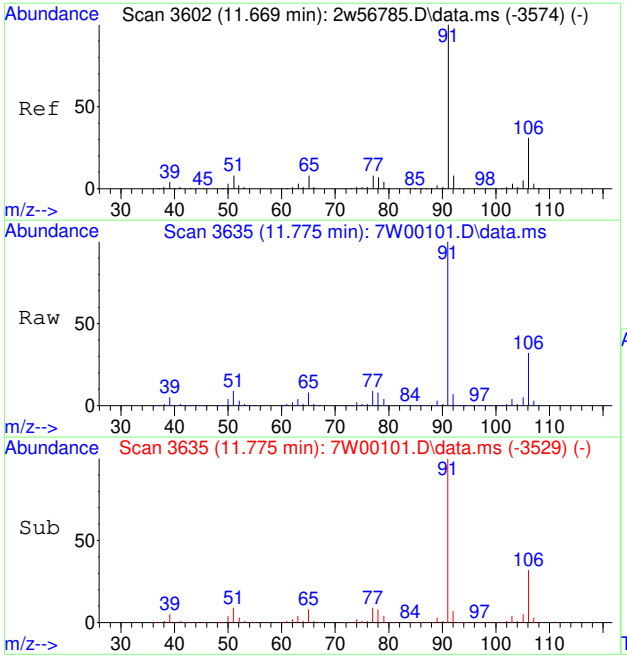

#79
ETHYLBENZENE
Concen: 46.83 PPBV
RT: 11.775 min Scan# 3635
Delta R.T. 0.010 min
Lab File: 7W00101.D
Acq: 30 Nov 2022 3:51 pm

Tgt Ion: 91 Resp: 2597123

Ion	Ratio	Lower	Upper
91	100		
106	32.3	11.7	51.7

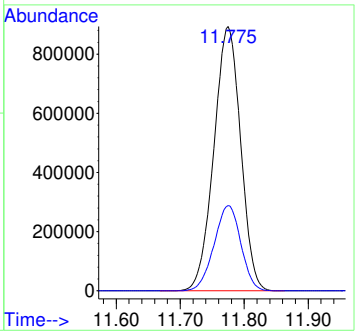

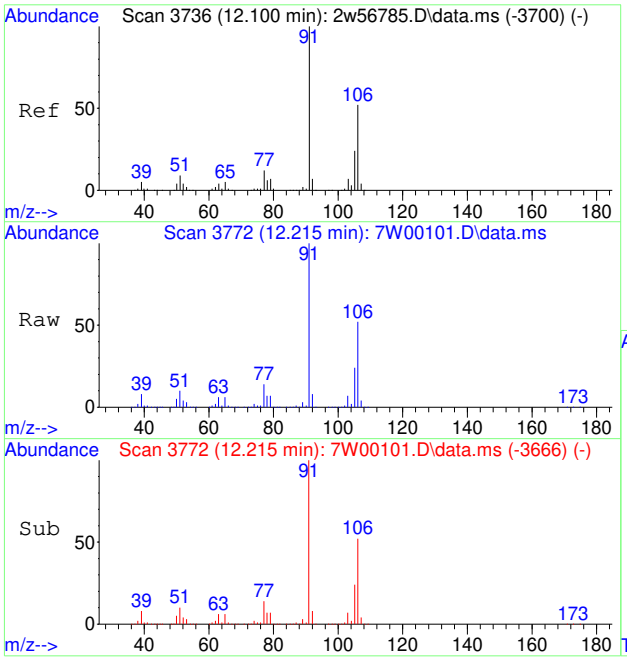

#80
M,P-XYLENE
Concen: 95.84 PPBV m
RT: 12.215 min Scan# 3772
Delta R.T. 0.010 min
Lab File: 7W00101.D
Acq: 30 Nov 2022 3:51 pm

Tgt Ion: 91 Resp: 3998339

Ion	Ratio	Lower	Upper
91	100		
106	0.1	31.5	71.5#
105	0.0	3.6	43.6#

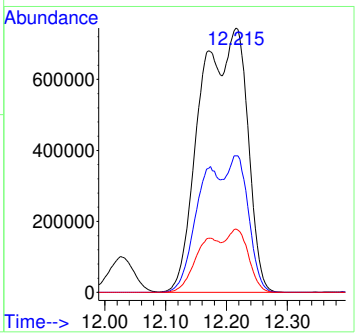

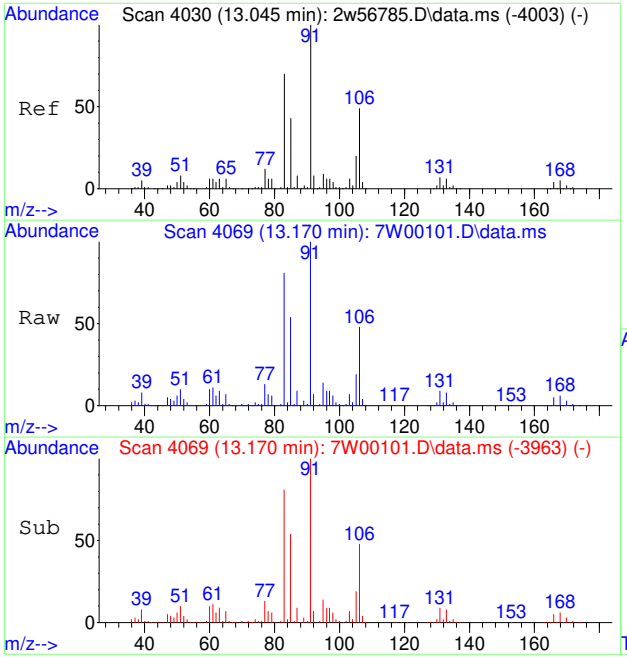

#81
O-XYLENE
Concen: 48.40 PPBV
RT: 13.170 min Scan# 4069
Delta R.T. 0.010 min
Lab File: 7W00101.D
Acq: 30 Nov 2022 3:51 pm

Tgt Ion: 91 Resp: 2067203

Ion	Ratio	Lower	Upper
91	100		
106	48.0	39.1	58.7
105	19.5	15.7	23.5

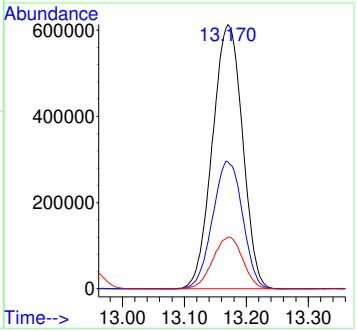

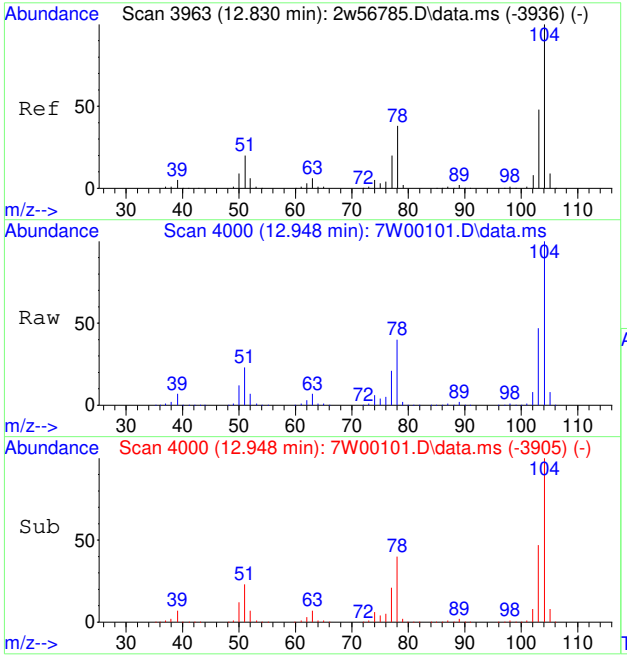

#82
STYRENE
Concen: 52.10 PPBV
RT: 12.948 min Scan# 4000
Delta R.T. 0.006 min
Lab File: 7W00101.D
Acq: 30 Nov 2022 3:51 pm

Tgt Ion:104 Resp: 1627464

Ion	Ratio	Lower	Upper
104	100		
78	40.1	30.7	46.1
103	47.9	37.8	56.6

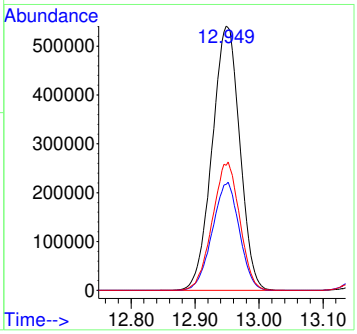

7.7.30

7

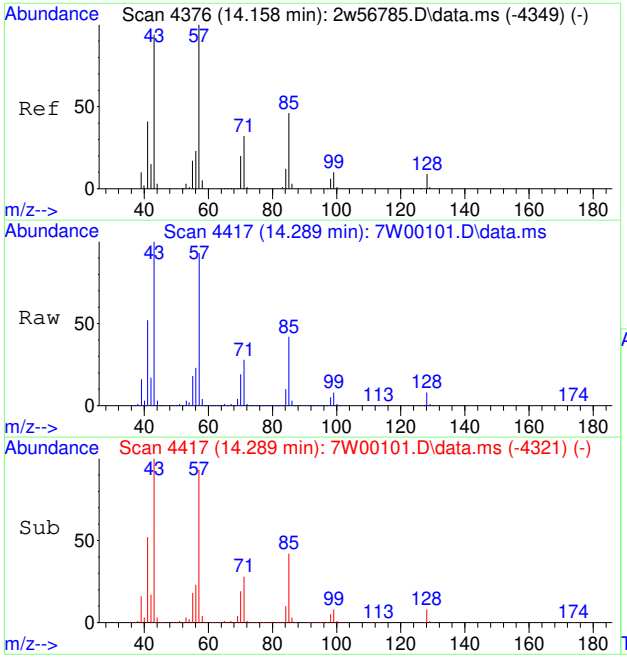

#83
NONANE
Concen: 37.98 PPBV
RT: 14.289 min Scan# 4417
Delta R.T. 0.010 min
Lab File: 7W00101.D
Acq: 30 Nov 2022 3:51 pm

Tgt Ion: 43 Resp: 1205173

Ion	Ratio	Lower	Upper
43	100		
85	41.4	37.8	56.6
57	93.8	87.0	130.4

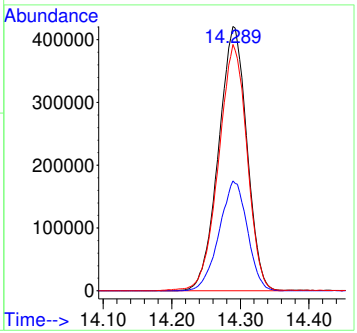

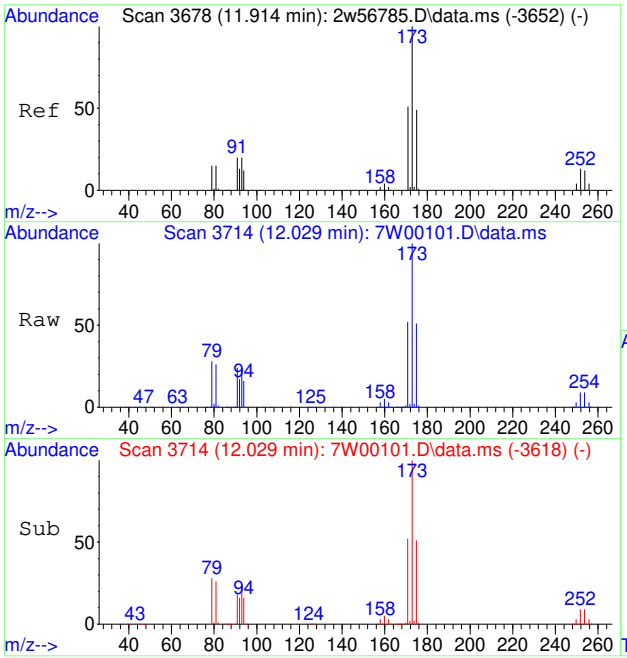

#84
BROMOFORM
Concen: 49.26 PPBV
RT: 12.029 min Scan# 3714
Delta R.T. 0.010 min
Lab File: 7W00101.D
Acq: 30 Nov 2022 3:51 pm

Tgt Ion:173 Resp: 1212025

Ion	Ratio	Lower	Upper
173	100		
175	50.1	39.0	58.6
254	8.7	10.1	15.1#

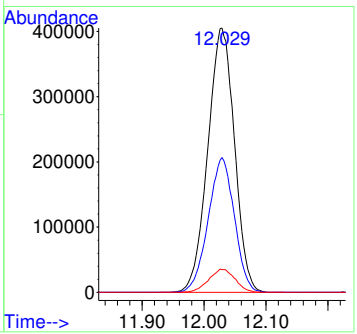

7.7.30

7

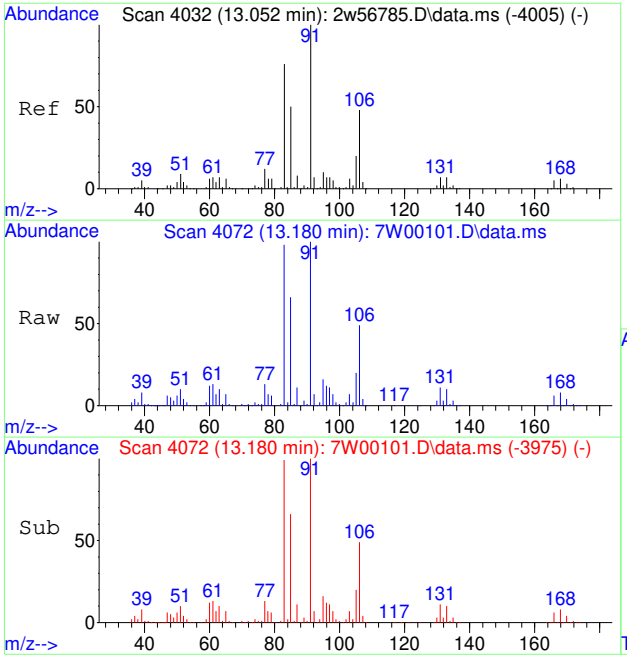

#85
1,1,2,2-TETRACHLOROETHANE
Concen: 54.97 PPBV
RT: 13.180 min Scan# 4072
Delta R.T. 0.013 min
Lab File: 7W00101.D
Acq: 30 Nov 2022 3:51 pm

Tgt Ion: 83 Resp: 1543786

Ion	Ratio	Lower	Upper
83	100		
85	67.1	51.6	77.4
131	11.0	7.8	11.8

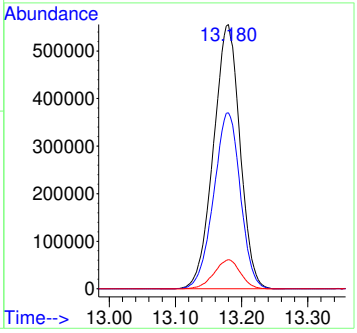

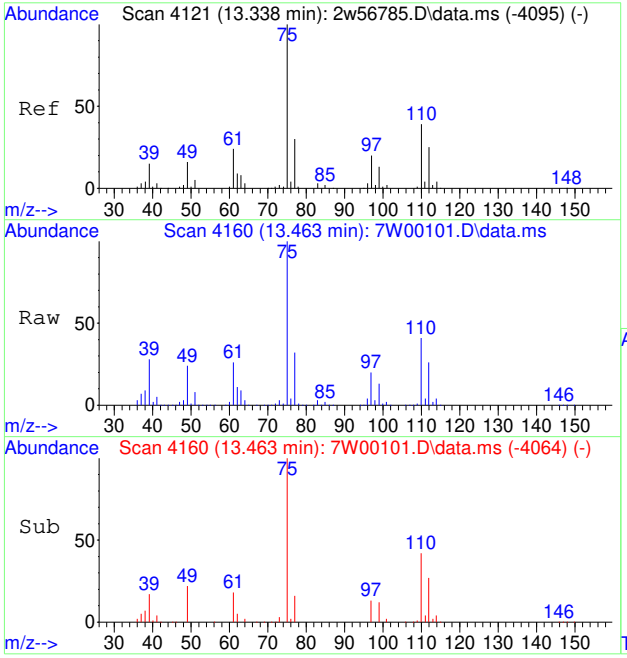

#86
1,2,3-TRICHLOROPROPANE
Concen: 47.88 PPBV
RT: 13.463 min Scan# 4160
Delta R.T. 0.010 min
Lab File: 7W00101.D
Acq: 30 Nov 2022 3:51 pm

Tgt Ion: 75 Resp: 1135882

Ion	Ratio	Lower	Upper
75	100		
100	0.7	0.4	0.6#

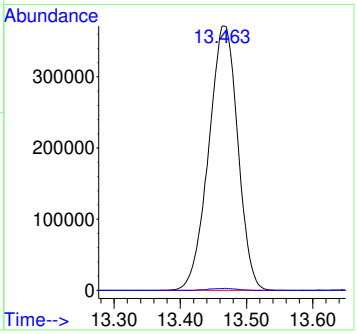

7.7.30

7

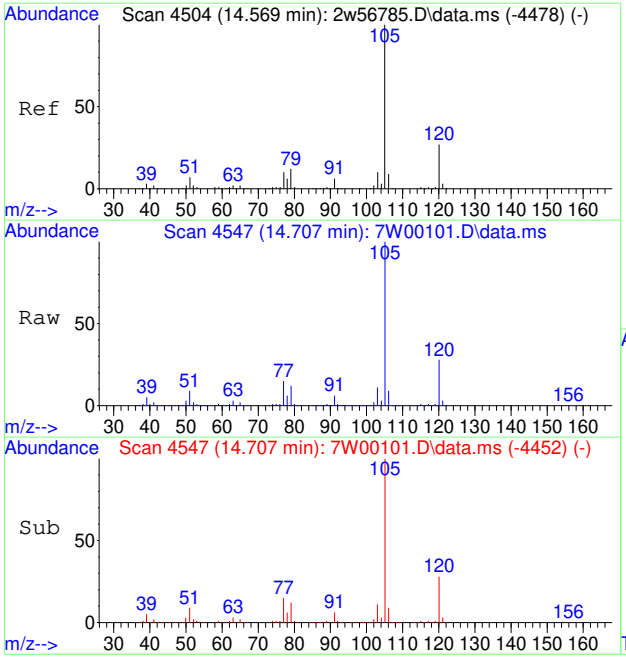

#88
ISOPROPYLBENZENE
Concen: 50.33 PPBV
RT: 14.707 min Scan# 4547
Delta R.T. 0.006 min
Lab File: 7W00101.D
Acq: 30 Nov 2022 3:51 pm

Tgt Ion:120 Resp: 845941

Ion	Ratio	Lower	Upper
120	100		
77	54.9	41.6	62.4

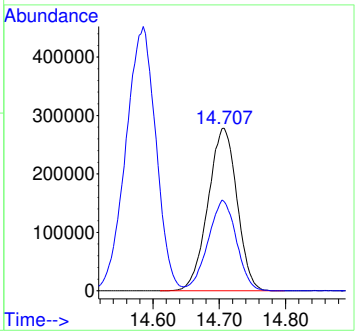

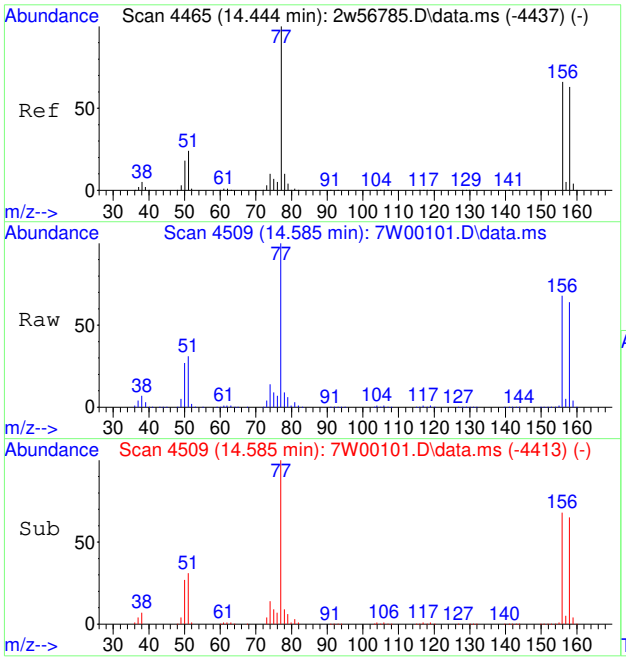

#89
BROMOBENZENE
Concen: 47.71 PPBV
RT: 14.585 min Scan# 4509
Delta R.T. 0.010 min
Lab File: 7W00101.D
Acq: 30 Nov 2022 3:51 pm

Tgt Ion: 77 Resp: 1430773

Ion	Ratio	Lower	Upper
77	100		
156	68.5	53.7	80.5
158	66.2	52.2	78.2

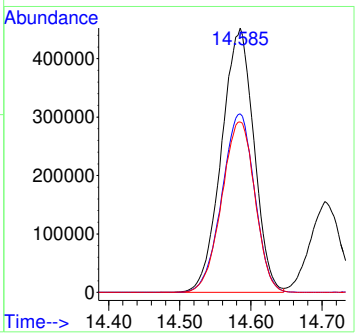

7.7.30

7

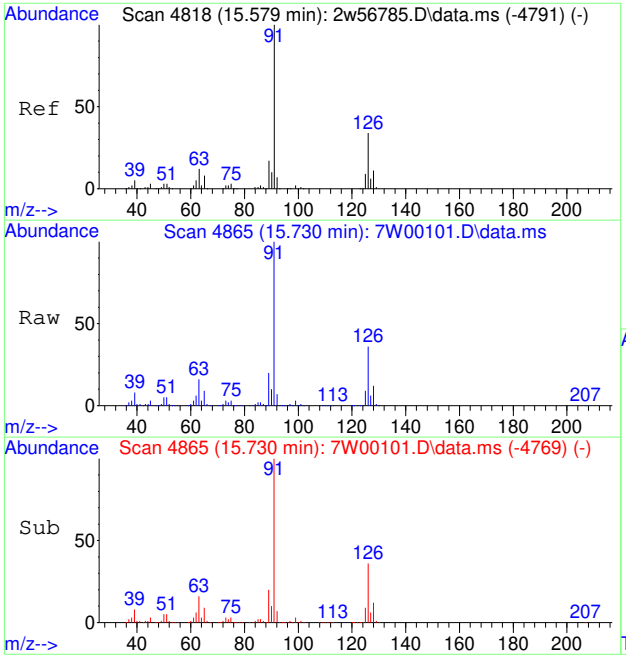

#90
2-CHLOROTOLUENE
Concen: 54.11 PPBV
RT: 15.730 min Scan# 4865
Delta R.T. 0.010 min
Lab File: 7W00101.D
Acq: 30 Nov 2022 3:51 pm

Tgt Ion:126 Resp: 777412

Ion	Ratio	Lower	Upper
126	100		
128	31.9	26.1	39.1

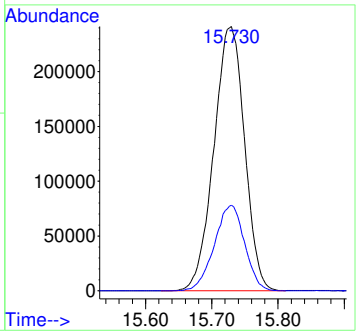

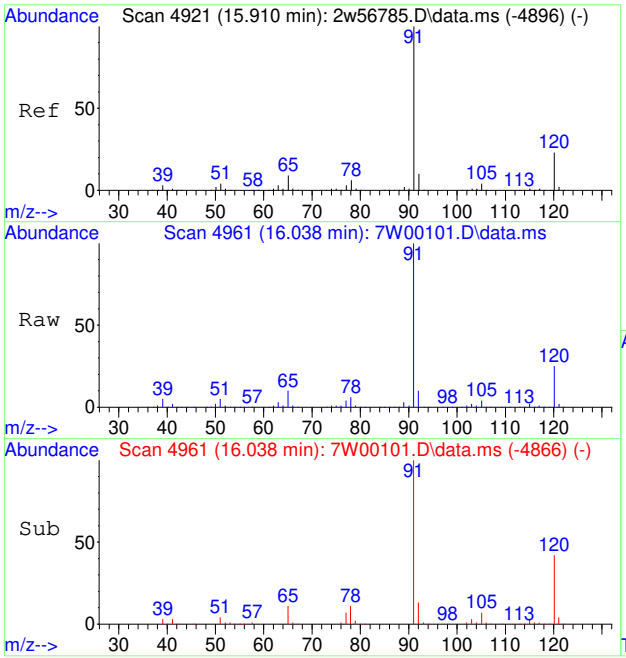

#91
N-PROPYLBENZENE
Concen: 54.10 PPBV
RT: 16.038 min Scan# 4961
Delta R.T. 0.006 min
Lab File: 7W00101.D
Acq: 30 Nov 2022 3:51 pm

Tgt Ion:120 Resp: 896535

Ion	Ratio	Lower	Upper
120	100		
105	15.6	13.0	19.4

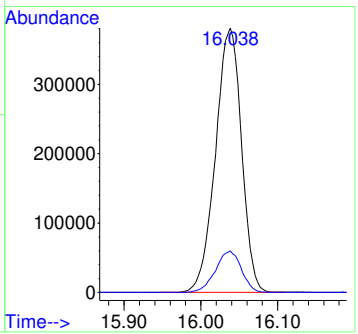

7.7.30

7

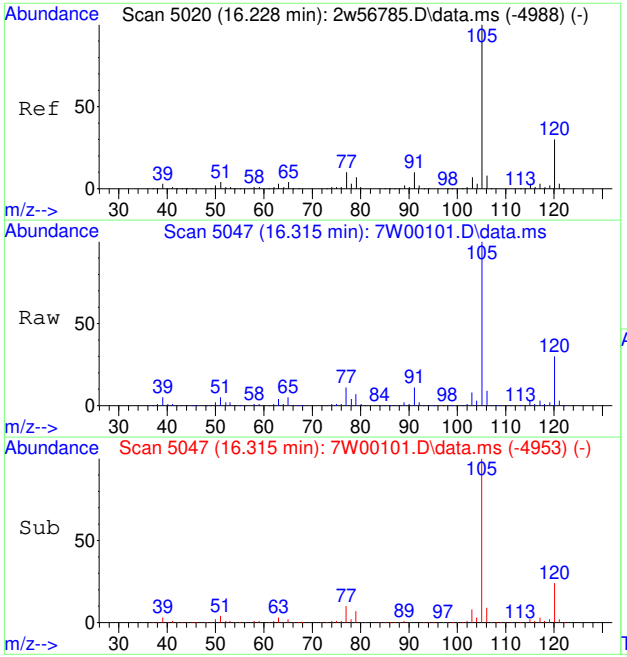

#92
4-ETHYLTOLUENE
Concen: 53.44 PPBV
RT: 16.315 min Scan# 5047
Delta R.T. 0.003 min
Lab File: 7W00101.D
Acq: 30 Nov 2022 3:51 pm

Tgt Ion:105 Resp: 3246718

Ion	Ratio	Lower	Upper
105	100		
120	30.8	23.7	35.5
119	2.3	1.9	2.9

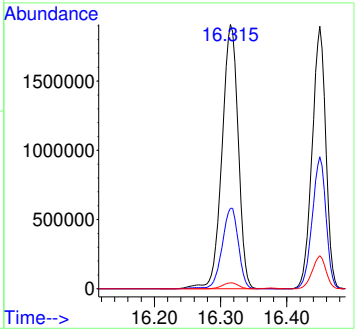

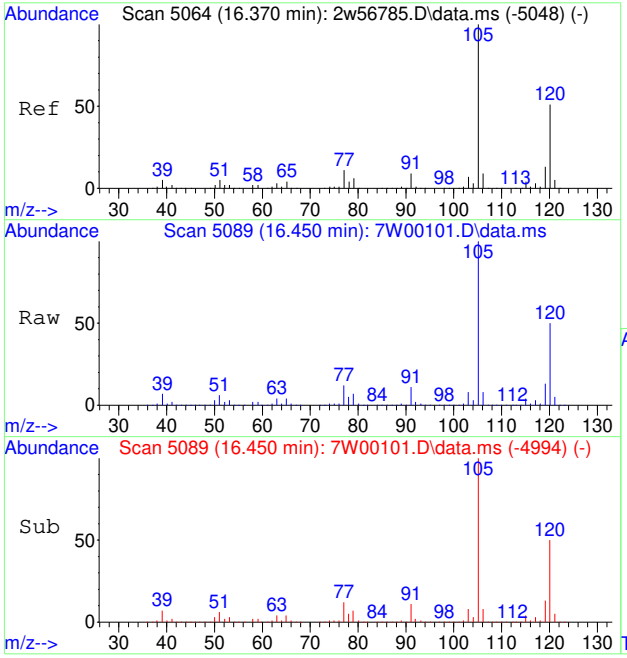

#93
1,3,5-TRIMETHYLBENZENE
Concen: 53.39 PPBV
RT: 16.450 min Scan# 5089
Delta R.T. 0.006 min
Lab File: 7W00101.D
Acq: 30 Nov 2022 3:51 pm

Tgt Ion:105 Resp: 2711966

Ion	Ratio	Lower	Upper
105	100		
120	50.7	40.4	60.6
91	10.7	7.4	11.2

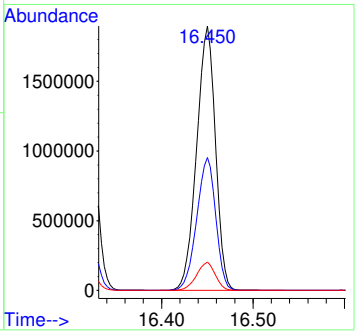

7.7.30

7

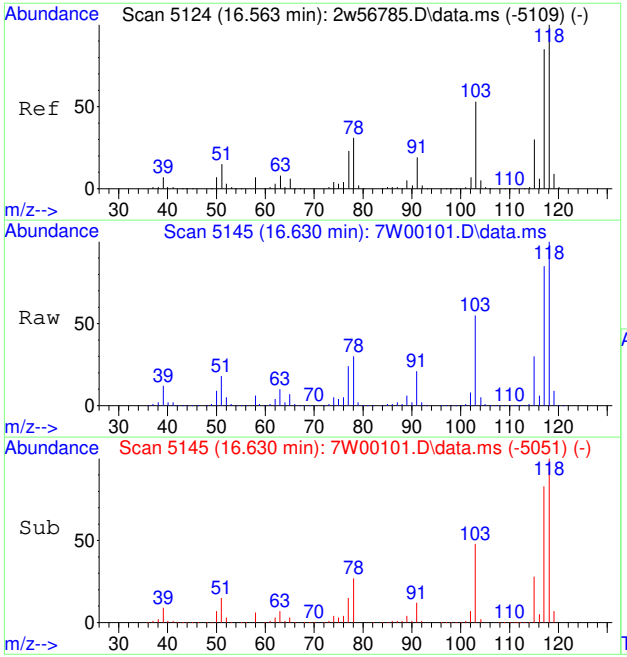

#94
ALPHA-METHYLSTYRENE
Concen: 59.01 PPBV
RT: 16.630 min Scan# 5145
Delta R.T. 0.003 min
Lab File: 7W00101.D
Acq: 30 Nov 2022 3:51 pm

Tgt Ion:118 Resp: 1465030

Ion	Ratio	Lower	Upper
118	100		
117	84.8	69.3	103.9
103	55.0	43.8	65.6

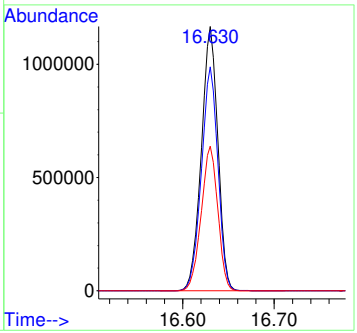

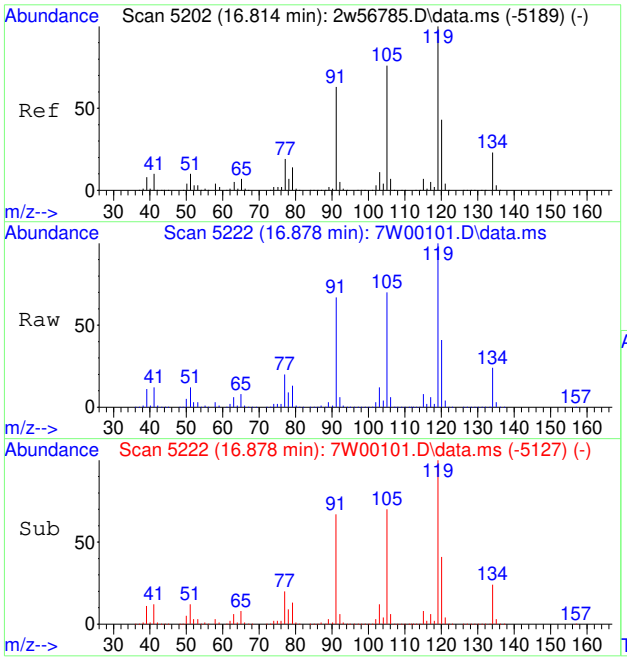

#95
TERT-BUTYLBENZENE
Concen: 56.38 PPBV
RT: 16.878 min Scan# 5222
Delta R.T. 0.006 min
Lab File: 7W00101.D
Acq: 30 Nov 2022 3:51 pm

Tgt Ion:134 Resp: 731306

Ion	Ratio	Lower	Upper
134	100		
119	439.3	355.0	532.4

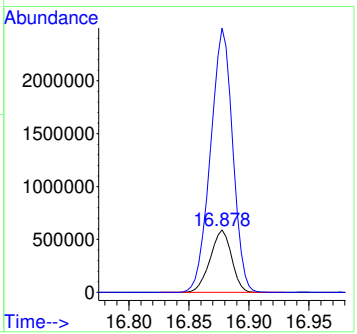

7.7.30

7

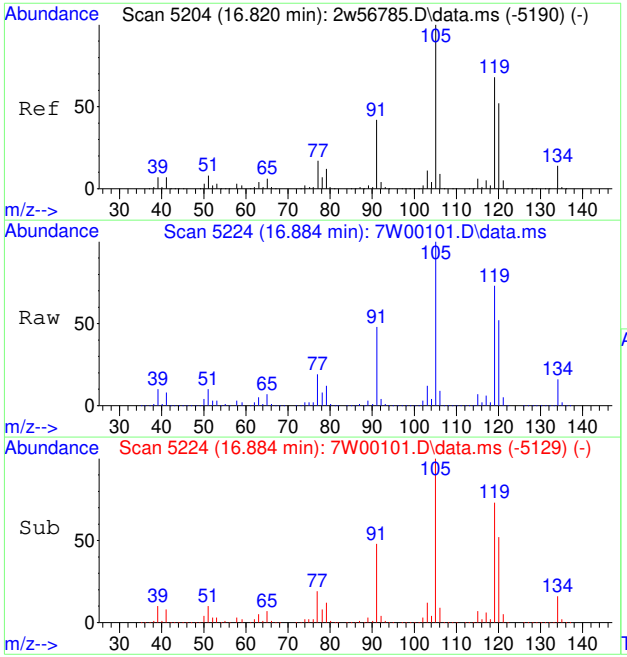

#96
1,2,4-TRIMETHYLBENZENE
Concen: 58.79 PPBV
RT: 16.884 min Scan# 5224
Delta R.T. 0.006 min
Lab File: 7W00101.D
Acq: 30 Nov 2022 3:51 pm

Tgt Ion:105 Resp: 2996640

Ion	Ratio	Lower	Upper
105	100		
120	56.2	45.4	68.2
119	107.2	90.6	135.8

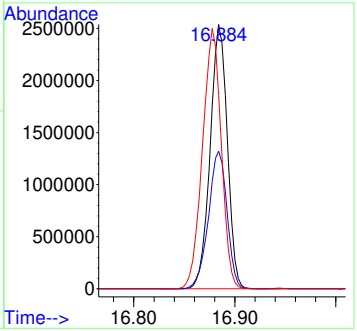

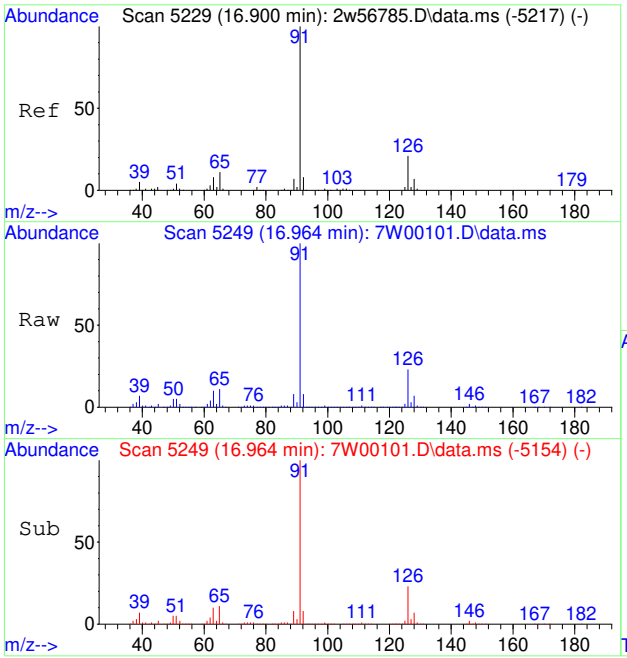

#97
BENZYL CHLORIDE
Concen: 129.26 PPBV
RT: 16.964 min Scan# 5249
Delta R.T. 0.006 min
Lab File: 7W00101.D
Acq: 30 Nov 2022 3:51 pm

Tgt Ion: 91 Resp: 2552095

Ion	Ratio	Lower	Upper
91	100		
126	22.5	17.2	25.8
65	11.5	8.5	12.7

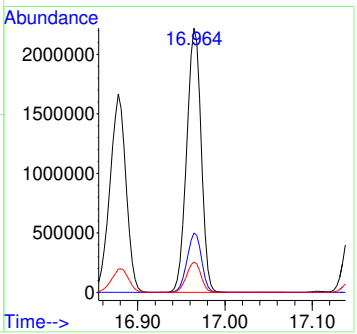

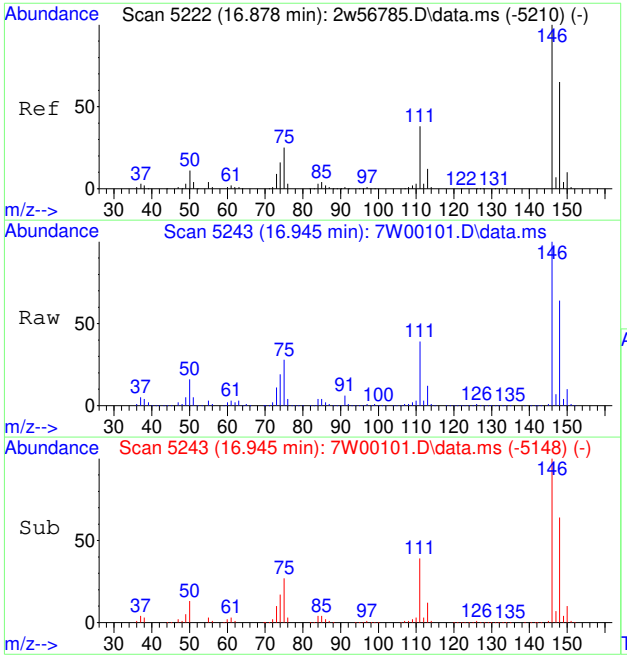

#98
M-DICHLOROBENZENE
Concen: 62.37 PPBV
RT: 16.945 min Scan# 5243
Delta R.T. 0.006 min
Lab File: 7W00101.D
Acq: 30 Nov 2022 3:51 pm

Tgt Ion:146 Resp: 1939239

Ion	Ratio	Lower	Upper
146	100		
148	63.7	51.0	76.6
111	39.2	30.6	45.8

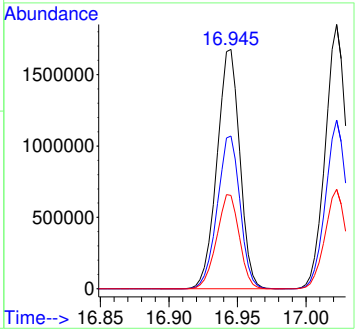

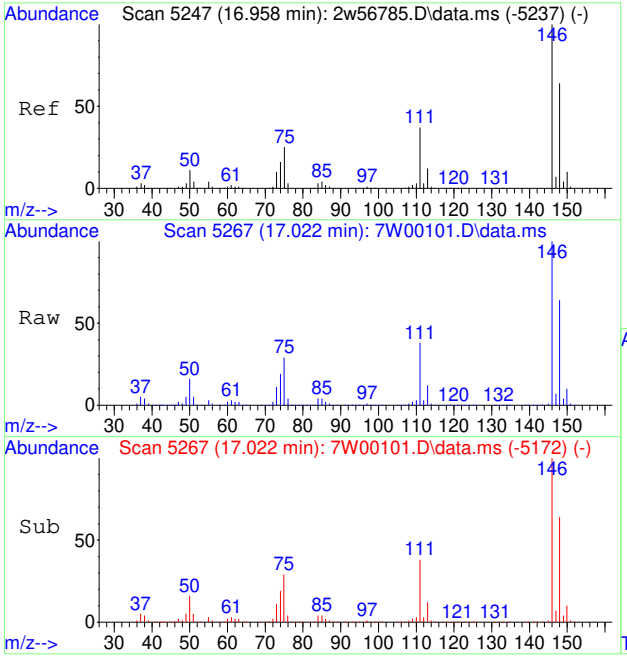

#99
P-DICHLOROBENZENE
Concen: 63.98 PPBV
RT: 17.022 min Scan# 5267
Delta R.T. 0.006 min
Lab File: 7W00101.D
Acq: 30 Nov 2022 3:51 pm

Tgt Ion:146 Resp: 1969657

Ion	Ratio	Lower	Upper
146	100		
148	63.6	51.0	76.6
111	37.5	29.4	44.0

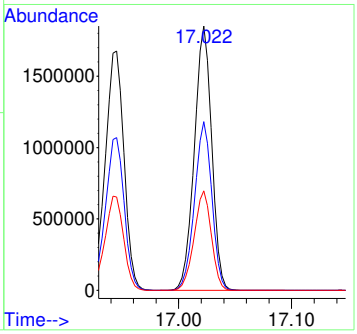

7.7.30

7

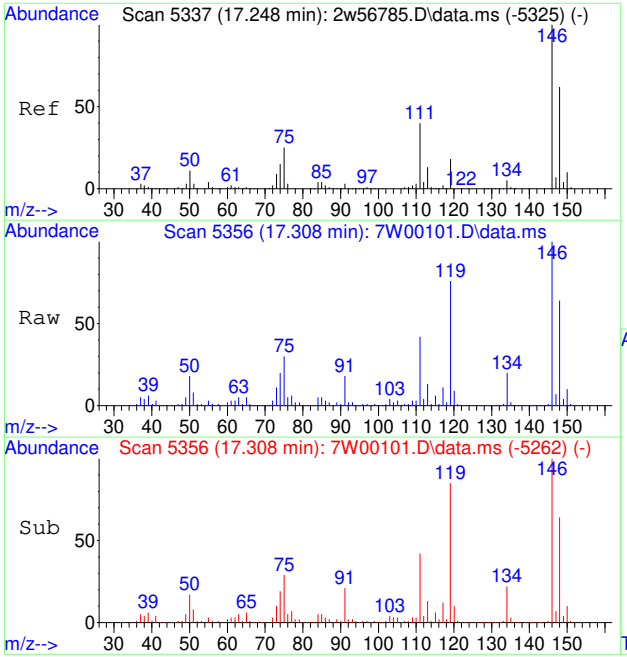

#100
O-DICHLOROBENZENE
Concen: 66.41 PPBV
RT: 17.308 min Scan# 5356
Delta R.T. 0.003 min
Lab File: 7W00101.D
Acq: 30 Nov 2022 3:51 pm

Tgt Ion:146 Resp: 1976251

Ion	Ratio	Lower	Upper
146	100		
148	63.6	51.0	76.4
111	41.1	31.8	47.6

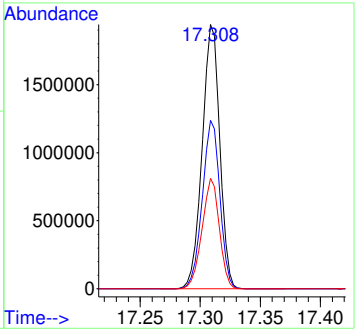

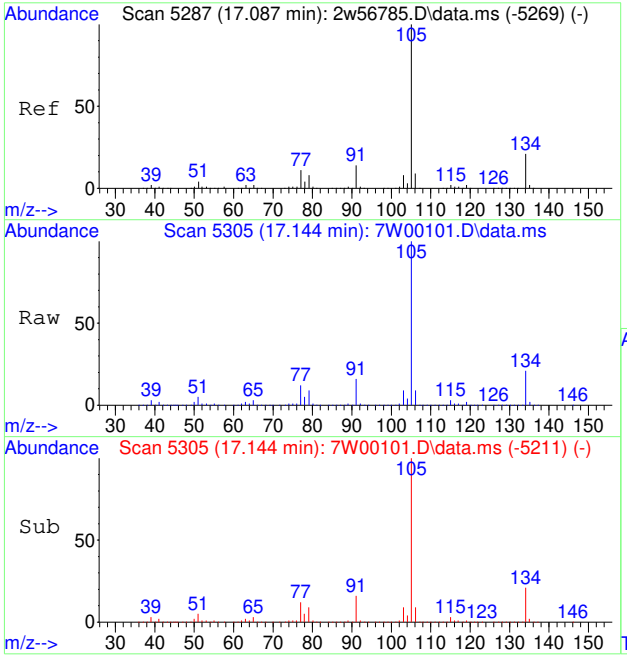

#101
SEC-BUTYLBENZENE
Concen: 57.62 PPBV
RT: 17.144 min Scan# 5305
Delta R.T. 0.003 min
Lab File: 7W00101.D
Acq: 30 Nov 2022 3:51 pm

Tgt Ion:134 Resp: 887873

Ion	Ratio	Lower	Upper
134	100		
105	464.7	396.9	595.3

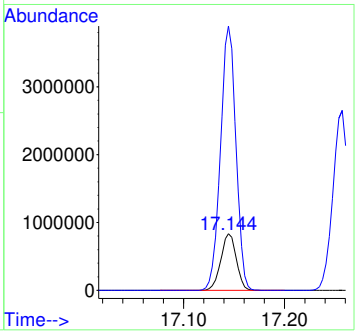

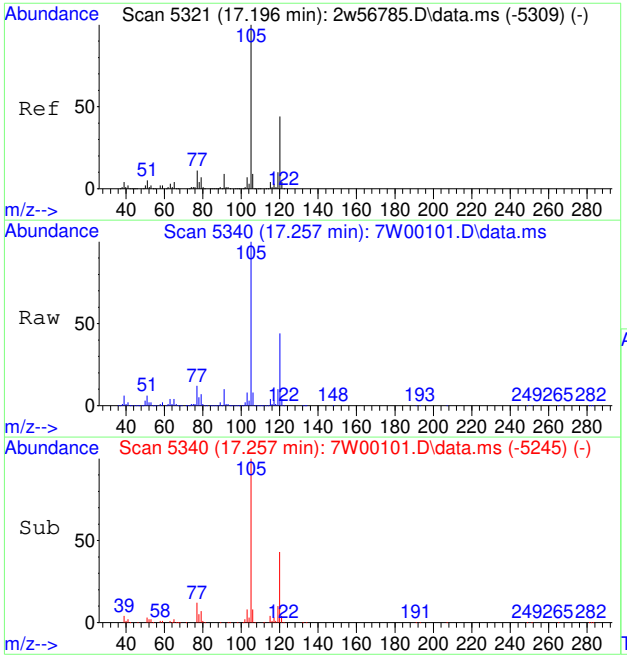

#102
1,2,3-TRIMETHYLBENZENE
Concen: 58.20 PPBV
RT: 17.257 min Scan# 5340
Delta R.T. 0.006 min
Lab File: 7W00101.D
Acq: 30 Nov 2022 3:51 pm

Tgt Ion:105 Resp: 2804923

Ion	Ratio	Lower	Upper
105	100		
120	43.9	35.0	52.6
91	10.3	7.3	10.9

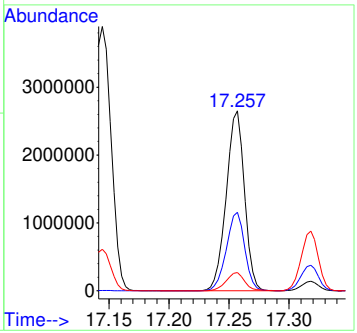

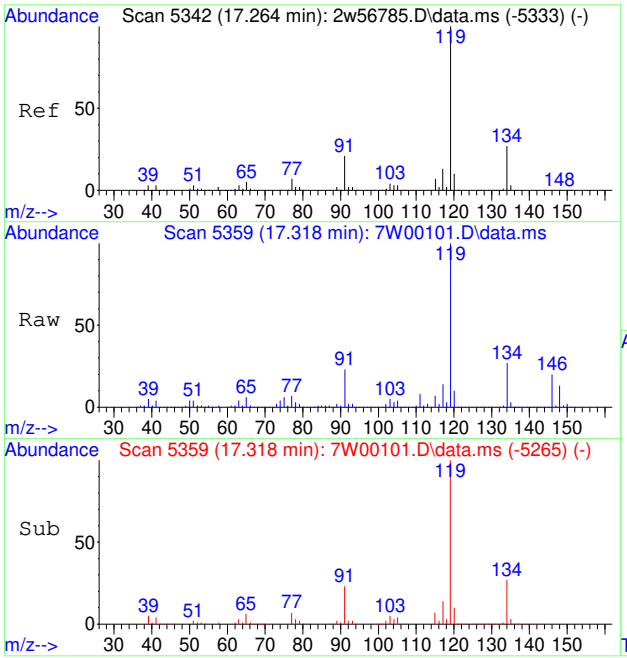

#103
P-ISOPROPYLTOLUENE
Concen: 64.17 PPBV
RT: 17.318 min Scan# 5359
Delta R.T. 0.003 min
Lab File: 7W00101.D
Acq: 30 Nov 2022 3:51 pm

Tgt Ion:134 Resp: 1030328

Ion	Ratio	Lower	Upper
134	100		
119	367.3	302.5	453.7

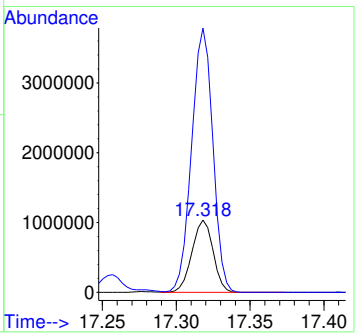

7.7.30

7

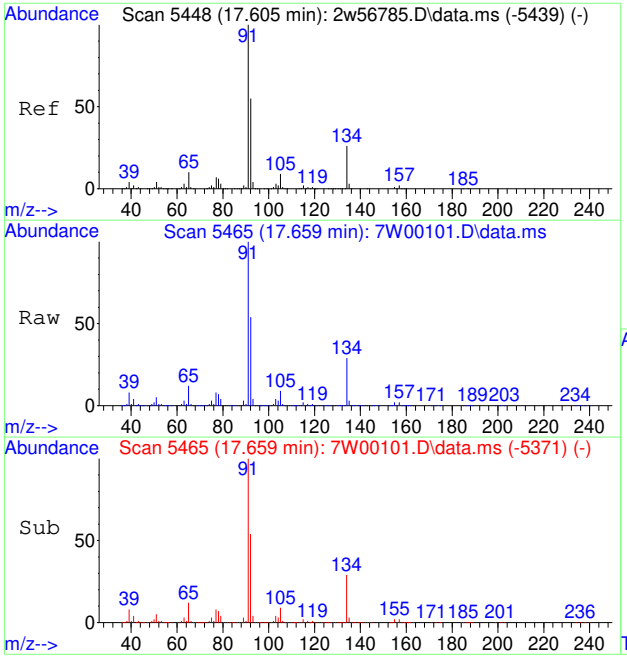

#104
N-BUTYLBENZENE
Concen: 68.22 PPBV
RT: 17.659 min Scan# 5465
Delta R.T. 0.003 min
Lab File: 7W00101.D
Acq: 30 Nov 2022 3:51 pm

Tgt Ion:134 Resp: 1017397

Ion	Ratio	Lower	Upper
134	100		
91	352.3	296.4	444.6

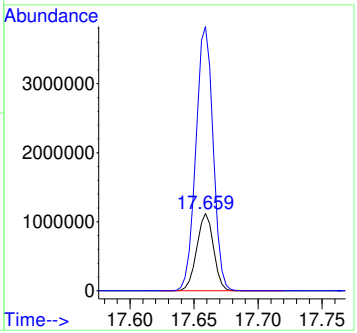

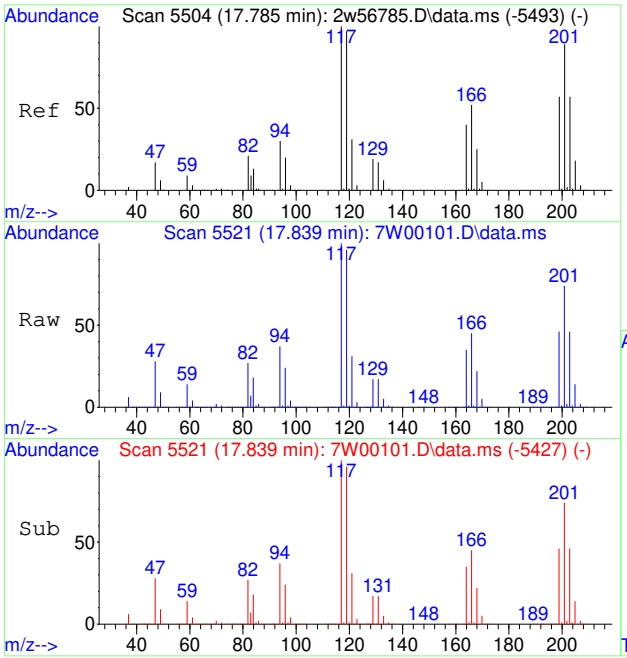

#105
HEXACHLOROETHANE
Concen: 67.46 PPBV
RT: 17.839 min Scan# 5521
Delta R.T. 0.003 min
Lab File: 7W00101.D
Acq: 30 Nov 2022 3:51 pm

Tgt Ion:117 Resp: 1307466

Ion	Ratio	Lower	Upper
117	100		
119	95.9	76.4	114.6
201	71.7	70.2	105.4

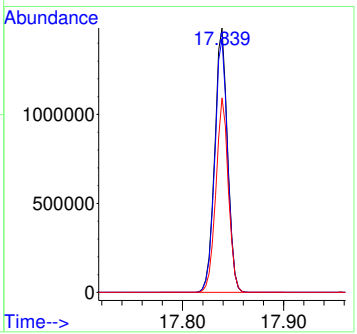

7.7.30

7

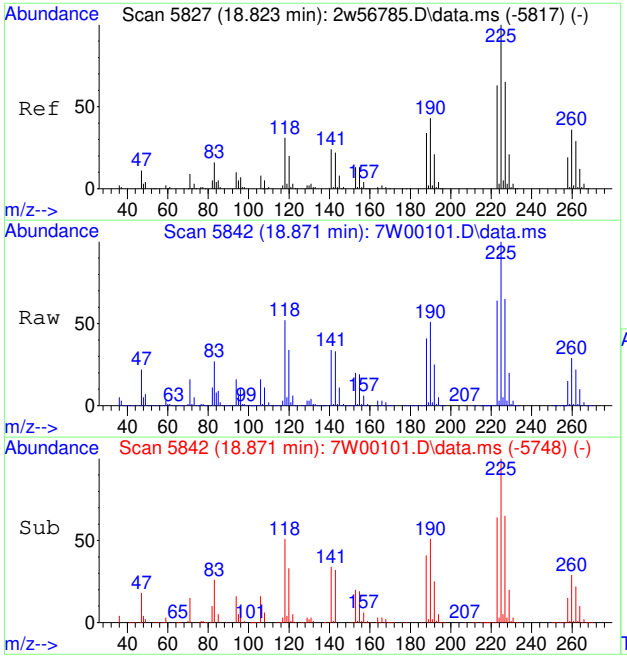

#106
HEXACHLOROBUTADIENE
Concen: 80.38 PPBV
RT: 18.871 min Scan# 5842
Delta R.T. 0.003 min
Lab File: 7W00101.D
Acq: 30 Nov 2022 3:51 pm

Tgt Ion:225 Resp: 1832342

Ion	Ratio	Lower	Upper
225	100		
227	63.9	51.4	77.0
223	63.9	50.1	75.1

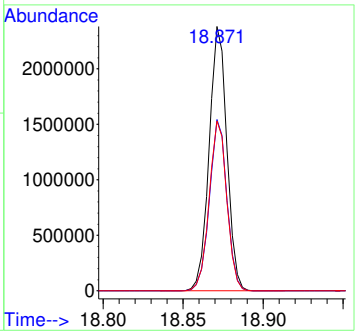

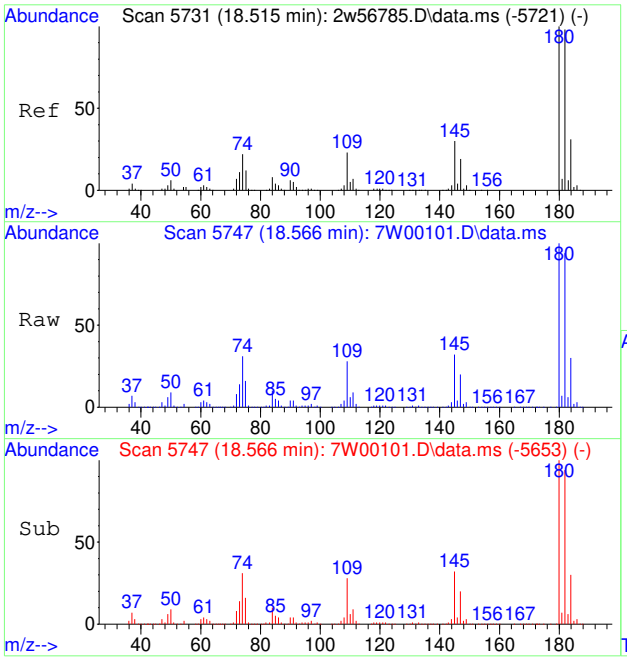

#107
1,2,4-TRICHLOROBENZENE
Concen: 115.81 PPBV
RT: 18.566 min Scan# 5747
Delta R.T. 0.003 min
Lab File: 7W00101.D
Acq: 30 Nov 2022 3:51 pm

Tgt Ion:180 Resp: 2220005

Ion	Ratio	Lower	Upper
180	100		
182	94.3	77.0	115.4
145	31.2	23.3	34.9

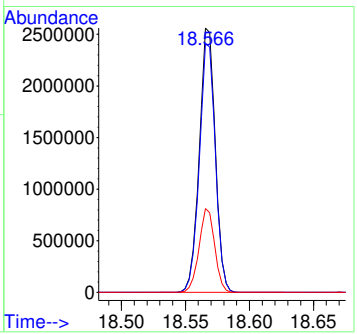

7.7.30

7

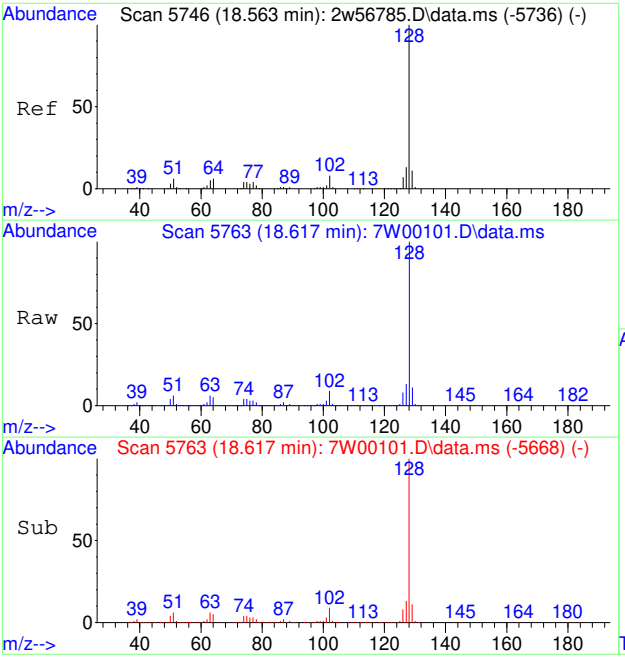

#108
NAPHTHALENE
Concen: 111.92 PPBV
RT: 18.617 min Scan# 5763
Delta R.T. 0.006 min
Lab File: 7W00101.D
Acq: 30 Nov 2022 3:51 pm

Tgt Ion:128 Resp: 5346599

Ion	Ratio	Lower	Upper
128	100		
129	11.1	8.8	13.2
127	13.1	10.2	15.2

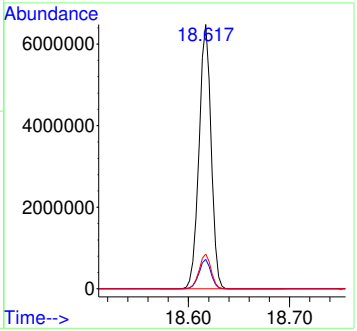

7.7.30

7

Manual Integration Approval Summary

Sample Number:	V7W5-IC0005	**Method:**	TO-15
Lab FileID:	7W00101.D	**Analyst approved:**	12/07/22 15:20 Thomas Hilbig
Injection Time:	11/30/22 15:51	**Supervisor approved:**	12/08/22 01:45 Kanya Veerawat

Parameter	CAS	Sig#	R.T. (min.)	Reason
m,p-Xylene			12.22	Missed peak

Quantitation Report (Qedit)

```
Data Path : C:\msdchem\1\data\
Data File : 7W00101.D
Acq On    : 30 Nov 2022   3:51 pm
Operator  : thomash
Sample    : IC0005-40
Misc      : MS61038,V7W0005,,,,,1
ALS Vial  : 2   Sample Multiplier: 1

Quant Time: Dec 07 13:31:27 2022
Quant Method : C:\msdchem\1\methods\M7W0005.M
Quant Title  : TO15 by GCMS w/DB-1, 30m  X 0.25mm ID X 0.5 um
QLast Update : Wed Dec 07 13:29:17 2022
Response via : Initial Calibration
```

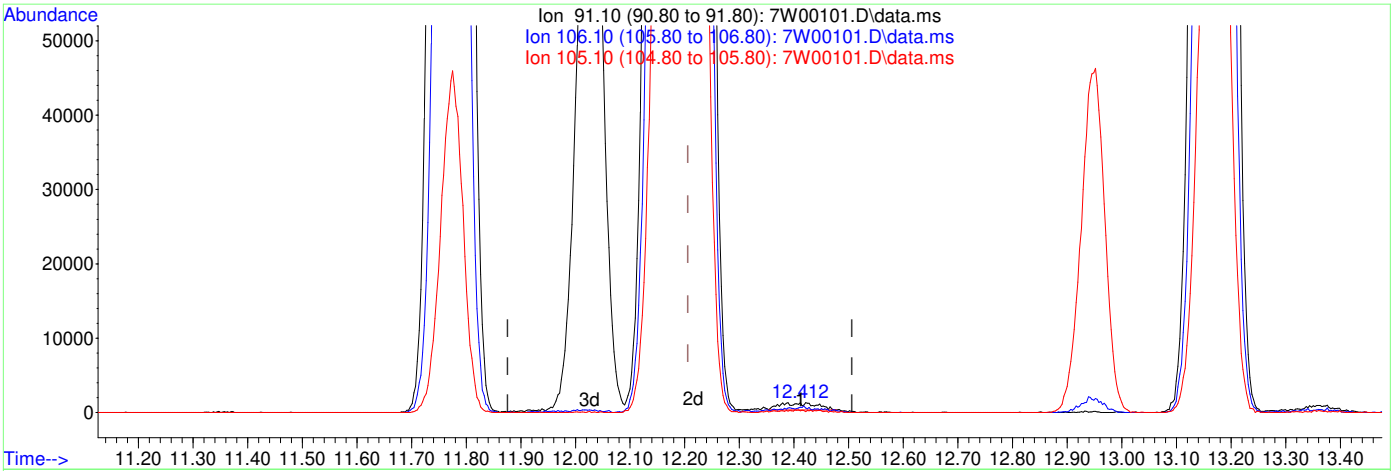

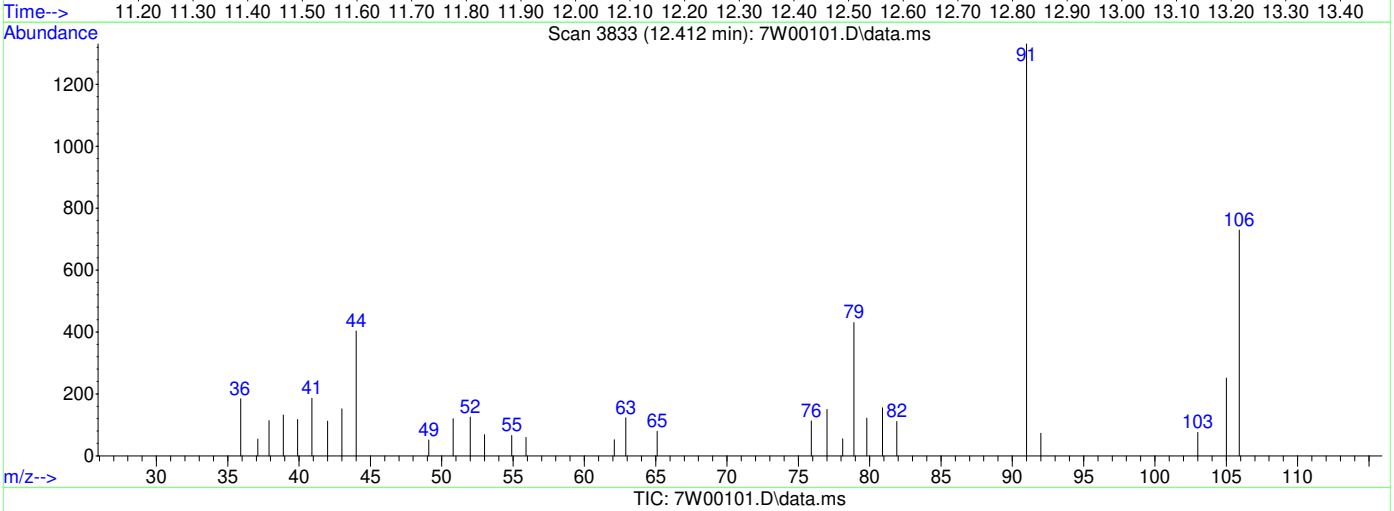

(80) M,P-XYLENE (t)

12.412min (+0.206) 0.11PPBV

response 4426

Ion	Exp%	Act%
91.10	100	100
106.10	51.50	47.18
105.10	23.60	16.58
0.00	0.00	0.00

Quantitation Report (Qedit)

```
Data Path : C:\msdchem\1\data\
Data File : 7W00101.D
Acq On    : 30 Nov 2022   3:51 pm
Operator  : thomash
Sample    : IC0005-40
Misc      : MS61038,V7W0005,,,,,1
ALS Vial  : 2   Sample Multiplier: 1

Quant Time: Dec 07 13:31:27 2022
Quant Method : C:\msdchem\1\methods\M7W0005.M
Quant Title  : TO15 by GCMS w/DB-1, 30m  X 0.25mm ID X 0.5 um
QLast Update : Wed Dec 07 13:29:17 2022
Response via : Initial Calibration
```

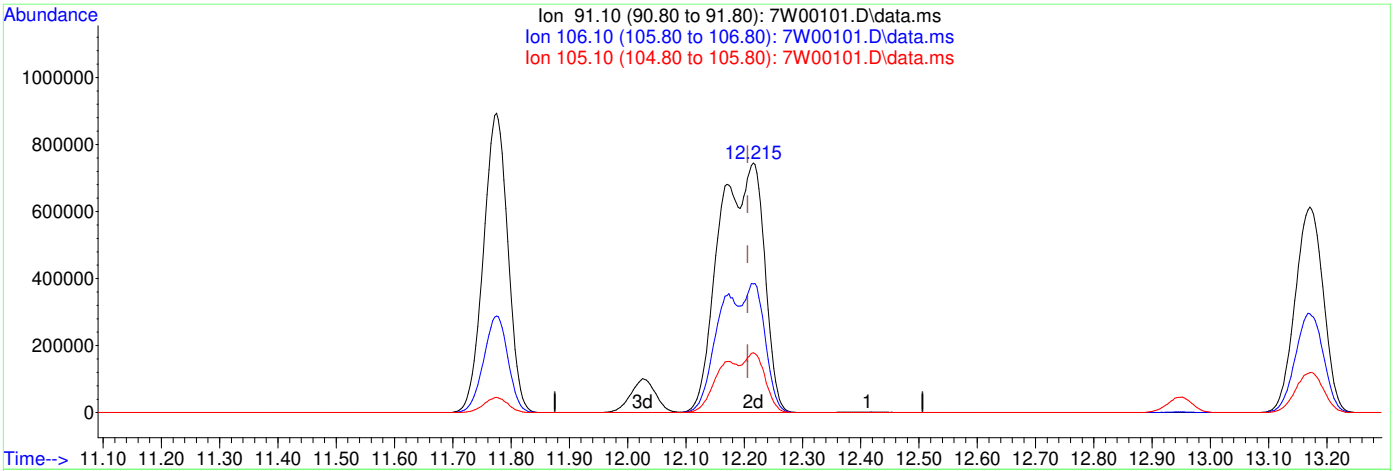

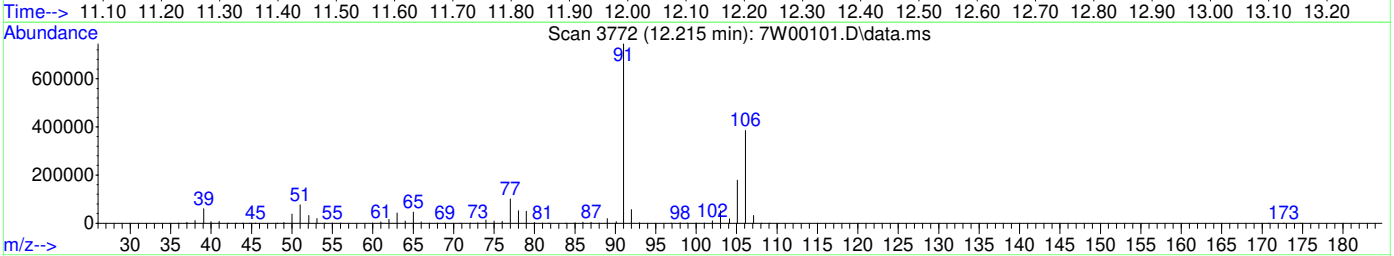

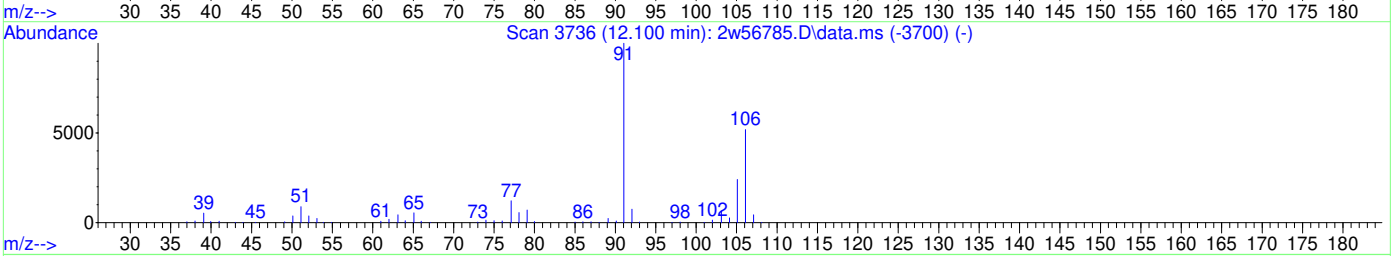

TIC: 7W00101.D\data.ms

(80) M,P-XYLENE (t)

12.215min (+0.010) 95.84PPBV m

response 3998339

Ion	Exp%	Act%
91.10	100	100
106.10	51.50	0.05#
105.10	23.60	0.02#
0.00	0.00	0.00

Quantitation Report (QT Reviewed)

Data Path : C:\msdchem\1\data\
Data File : 7W00102.D
Acq On : 30 Nov 2022 4:26 pm
Operator : thomash
Sample : IC0005-50
Misc : MS61038,V7W0005,,,,,1
ALS Vial : 2 Sample Multiplier: 1

Quant Time: Dec 07 13:39:40 2022
Quant Method : C:\msdchem\1\methods\M7W0005.M
Quant Title : TO15 by GCMS w/DB-1, 30m X 0.25mm ID X 0.5 um
QLast Update : Wed Dec 07 13:29:17 2022
Response via : Initial Calibration

Compound	R.T.	QIon	Response	Conc	Units		Dev(Min)
Internal Standards							
1) BROMOCHLOROMETHANE	3.566	128	87636	10.00	PPBV		0.00
52) 1,4-DIFLUOROBENZENE	4.955	114	416908	10.00	PPBV		0.00
76) CHLOROBENZENE-D5	10.794	117	402247	10.00	PPBV		0.00
System Monitoring Compounds							
87) 4-BROMOFLUOROBENZENE	14.222	95	275216	9.34	PPBV		0.00
Target Compounds							Qvalue
3) FREON 152A	1.801	65	292087	35.03	PPBV	#	87
4) CHLORODIFLUOROMETHANE	1.817	67	143811	34.50	PPBV		98
5) CHLOROTRIFLUOROETHENE	1.827	116	817193	39.97	PPBV	#	100
6) DICHLORODIFLUOROMETHANE	1.846	85	2212017	47.38	PPBV	#	95
7) PROPYLENE	1.827	41	347523	28.58	PPBV		96
8) 1-CHLORO-1,1-DIFLUOROE...	1.888	65	1667336	53.70	PPBV	#	93
9) FREON 114	1.926	85	2025610	48.89	PPBV		100
10) CHLOROMETHANE	1.894	52	179302	37.42	PPBV		96
11) VINYL CHLORIDE	1.965	62	641376	41.51	PPBV		100
12) 1,3-BUTADIENE	2.007	54	499730	40.09	PPBV	#	81
13) N-BUTANE	2.026	43	898694	38.17	PPBV	#	95
14) BROMOMETHANE	2.090	94	624286	48.24	PPBV		100
15) CHLOROETHANE	2.145	64	332047	42.62	PPBV		98
16) DICHLOROFLUOROMETHANE	2.174	67	1513284	49.62	PPBV	#	97
17) ACETONITRILE	2.248	41	517545	37.69	PPBV		98
18) ACROLEIN	2.290	56	285778	56.58	PPBV		100
19) FREON 123	2.309	83	1583809	50.76	PPBV	#	95
20) FREON 123A	2.328	117	971076	55.88	PPBV		100
21) TRICHLOROFLUOROMETHANE	2.399	101	2030997	59.11	PPBV		100
22) ISOPROPYL ALCOHOL	2.412	45	1281847	36.78	PPBV		98
23) ACETONE	2.335	58	329592	39.06	PPBV	#	60
24) PENTANE	2.518	42	671038	41.59	PPBV		93
25) IODOMETHANE	2.579	142	1967034	63.03	PPBV	#	80
26) 1,1-DICHLOROETHYLENE	2.608	96	727012	57.07	PPBV	#	75
27) CARBON DISULFIDE	2.746	76	2268971	60.95	PPBV	#	93
28) ETHANOL	2.177	45	275383	34.50	PPBV		97
29) BROMOETHENE	2.258	106	664342	51.85	PPBV	#	98
30) ACRYLONITRILE	2.486	52	456672	42.04	PPBV		98
31) METHYLENE CHLORIDE	2.643	84	645240	50.51	PPBV	#	79
32) 3-CHLOROPROPENE	2.688	76	355595	60.92	PPBV	#	47
33) FREON 113	2.746	151	1275462	60.72	PPBV		88
34) TRANS-1,2-DICHLOROETHENE	3.000	96	624463	49.12	PPBV		99
35) TERTIARY BUTYL ALCOHOL	2.618	59	1754748	57.08	PPBV	#	75
36) METHYL TERTIARY BUTYL ...	3.119	73	1712164	46.73	PPBV	#	97
37) TETRAHYDROFURAN	3.875	72	292887	50.73	PPBV		88
38) HEXANE	3.624	57	993064	42.59	PPBV	#	84
39) VINYL ACETATE	3.161	86	184793	87.30	PPBV		83
40) 1,1-DICHLOROETHANE	3.084	63	993390	41.22	PPBV		99
41) METHYL ETHYL KETONE	3.264	72	303908	47.10	PPBV		80
42) CIS-1,2-DICHLOROETHENE	3.486	96	655894	52.18	PPBV		97
43) DIISOPROPYL ETHER	3.627	59	302398	44.96	PPBV		90
44) ETHYL ACETATE	3.631	61	208716	45.48	PPBV		66
45) METHYL ACRYLATE	3.618	55	1219990	41.89	PPBV	#	98
46) CHLOROFORM	3.650	83	1309600	48.96	PPBV	#	94
47) 2,4-DIMETHYLPENTANE	4.187	57	1075332	39.72	PPBV		99
48) 1,1,1-TRICHLOROETHANE	4.274	97	1379989	53.13	PPBV		99
49) CARBON TETRACHLORIDE	4.730	117	1553635	55.19	PPBV		99
50) 1,2-DICHLOROETHANE	4.094	62	843498	43.41	PPBV	#	97
51) BENZENE	4.608	78	1881282	49.45	PPBV		94

Quantitation Report (QT Reviewed)

Data Path : C:\msdchem\1\data\
Data File : 7W00102.D
Acq On : 30 Nov 2022 4:26 pm
Operator : thomash
Sample : IC0005-50
Misc : MS61038,V7W0005,,,,,1
ALS Vial : 2 Sample Multiplier: 1

Quant Time: Dec 07 13:39:40 2022
Quant Method : C:\msdchem\1\methods\M7W0005.M
Quant Title : TO15 by GCMS w/DB-1, 30m X 0.25mm ID X 0.5 um
QLast Update : Wed Dec 07 13:29:17 2022
Response via : Initial Calibration

	Compound	R.T.	QIon	Response	Conc	Units		Dev(Min)
53)	CYCLOHEXANE	4.836	84	820631	59.51	PPBV		99
54)	2,3-DIMETHYLPENTANE	5.110	71	426528	56.08	PPBV		92
55)	TRICHLOROETHENE	5.576	95	887989	53.04	PPBV		97
56)	1,2-DICHLOROPROPANE	5.325	63	688431	51.01	PPBV	#	93
57)	DIBROMOMETHANE	5.280	174	823777	54.51	PPBV		90
58)	ETHYL ACRYLATE	5.444	55	1457930	51.48	PPBV		99
59)	BROMODICHLOROMETHANE	5.518	83	1486465	58.50	PPBV		98
60)	2,2,4-TRIMETHYLPENTANE	5.672	57	2903678	48.45	PPBV		100
61)	1,4-DIOXANE	5.579	88	468774	58.29	PPBV	#	97
62)	HEPTANE	6.007	43	1005807	46.23	PPBV		93
63)	METHYL METHACRYLATE	5.894	69	744136	59.72	PPBV	#	85
64)	METHYL ISOBUTYL KETONE	6.669	58	590968	51.40	PPBV		84
65)	CIS-1,3-DICHLOROPROPENE	6.563	75	1174328	65.84	PPBV	#	85
66)	TOLUENE	7.836	91	2477467	58.91	PPBV		100
67)	1,3-DICHLOROPROPANE	7.894	76	1205604	58.05	PPBV		99
68)	TRANS-1,3-DICHLOROPROPENE	7.277	75	1131027	72.05	PPBV	#	88
69)	1,1,2-TRICHLOROETHANE	7.444	83	716427	57.95	PPBV		97
70)	2-HEXANONE	8.415	58	824314	53.23	PPBV		84
71)	ETHYL METHACRYLATE	8.553	69	1247655	59.05	PPBV	#	88
72)	TETRACHLOROETHENE	9.630	164	954518	56.87	PPBV		92
73)	DIBROMOCHLOROMETHANE	8.389	129	1693812	65.11	PPBV		99
74)	1,2-DIBROMOETHANE	8.752	107	1421919	62.58	PPBV		100
75)	OCTANE	9.772	43	1436648	48.21	PPBV		93
77)	1,1,1,2-TETRACHLOROETHANE	10.887	131	1201184	60.06	PPBV		99
78)	CHLOROBENZENE	10.878	112	2123859	59.18	PPBV		98
79)	ETHYLBENZENE	11.778	91	3386586	58.80	PPBV		99
80)	M,P-XYLENE	12.219	91	5184051	119.67	PPBV	#	66
81)	O-XYLENE	13.174	91	2679888	60.42	PPBV		99
82)	STYRENE	12.955	104	2128305	65.61	PPBV		98
83)	NONANE	14.296	43	1577060	47.86	PPBV		88
84)	BROMOFORM	12.032	173	1615867	63.25	PPBV	#	96
85)	1,1,2,2-TETRACHLOROETHANE	13.180	83	2000785	68.61	PPBV		97
86)	1,2,3-TRICHLOROPROPANE	13.473	75	1475508	59.90	PPBV	#	100
88)	ISOPROPYLBENZENE	14.710	120	1096584	62.83	PPBV		96
89)	BROMOBENZENE	14.585	77	1863772	59.85	PPBV		98
90)	2-CHLOROTOLUENE	15.733	126	1012851	67.89	PPBV		99
91)	N-PROPYLBENZENE	16.038	120	1174555	68.26	PPBV		98
92)	4-ETHYLTOLUENE	16.318	105	4251598	67.39	PPBV		98
93)	1,3,5-TRIMETHYLBENZENE	16.450	105	3537841	67.07	PPBV		99
94)	ALPHA-METHYLSTYRENE	16.630	118	1906942	73.97	PPBV		99
95)	TERT-BUTYLBENZENE	16.878	134	948191	70.40	PPBV		99
96)	1,2,4-TRIMETHYLBENZENE	16.887	105	3927483	74.20	PPBV		96
97)	BENZYL CHLORIDE	16.968	91	3348907	163.34	PPBV		98
98)	M-DICHLOROBENZENE	16.945	146	2538066	78.61	PPBV		99
99)	P-DICHLOROBENZENE	17.025	146	2558553	80.03	PPBV		99
100)	O-DICHLOROBENZENE	17.312	146	2615355	84.64	PPBV		99
101)	SEC-BUTYLBENZENE	17.148	134	1159255	72.45	PPBV		89
102)	1,2,3-TRIMETHYLBENZENE	17.257	105	3638486	72.71	PPBV		99
103)	P-ISOPROPYLTOLUENE	17.321	134	1369842	82.15	PPBV		94
104)	N-BUTYLBENZENE	17.662	134	1351398	87.26	PPBV		92
105)	HEXACHLOROETHANE	17.839	117	1762496	87.57	PPBV		92
106)	HEXACHLOROBUTADIENE	18.874	225	2525492	106.69	PPBV		98
107)	1,2,4-TRICHLOROBENZENE	18.572	180	3087256	155.09	PPBV		98
108)	NAPHTHALENE	18.620	128	7224498	145.63	PPBV		99

(#) = qualifier out of range (m) = manual integration (+) = signals summed

Quantitation Report (QT Reviewed)

Data Path : C:\msdchem\1\data\
Data File : 7W00102.D
Acq On : 30 Nov 2022 4:26 pm
Operator : thomash
Sample : IC0005-50
Misc : MS61038,V7W0005,,,,,1
ALS Vial : 2 Sample Multiplier: 1

Quant Time: Dec 07 13:39:40 2022
Quant Method : C:\msdchem\1\methods\M7W0005.M
Quant Title : TO15 by GCMS w/DB-1, 30m X 0.25mm ID X 0.5 um
QLast Update : Wed Dec 07 13:29:17 2022
Response via : Initial Calibration

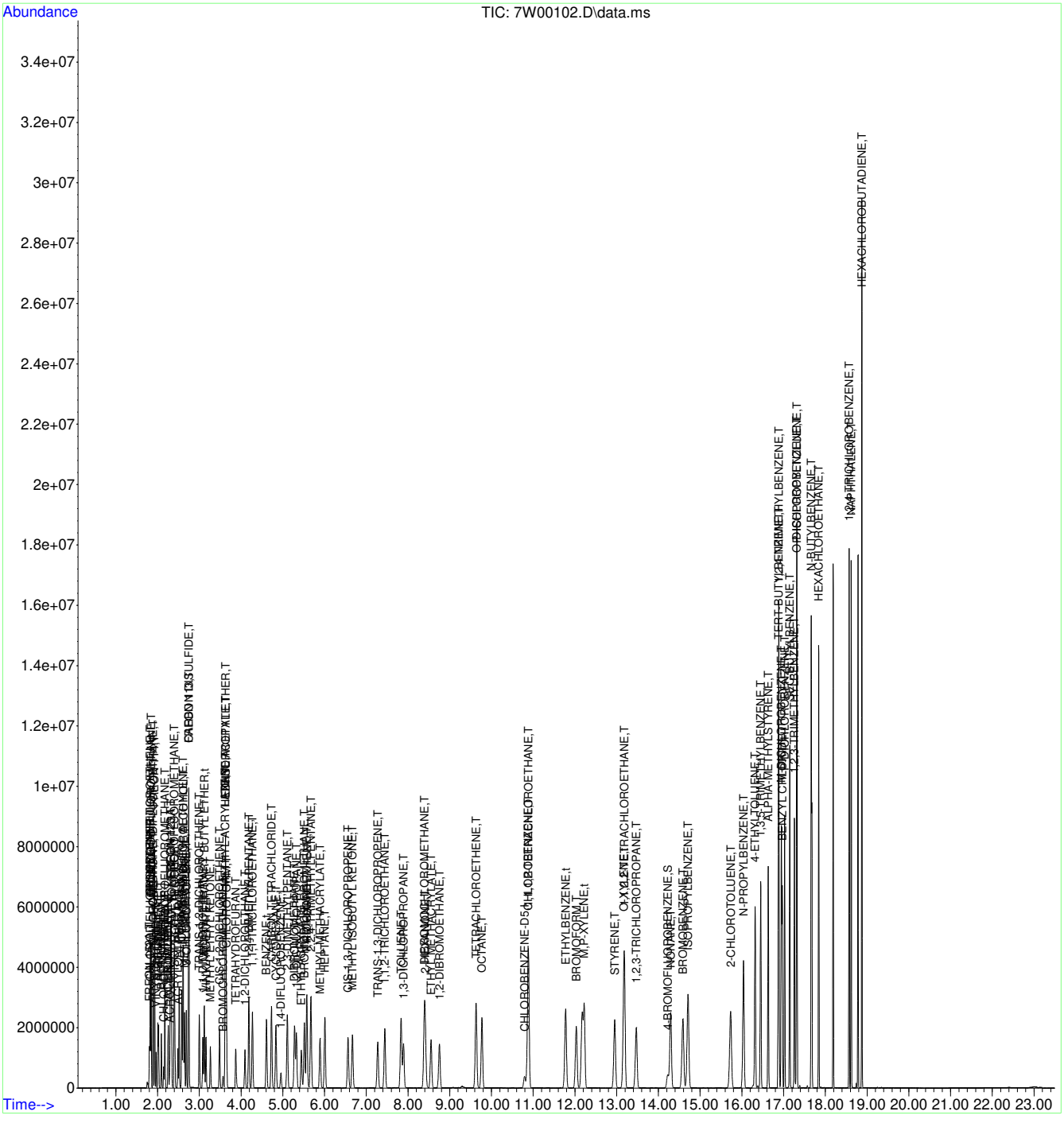

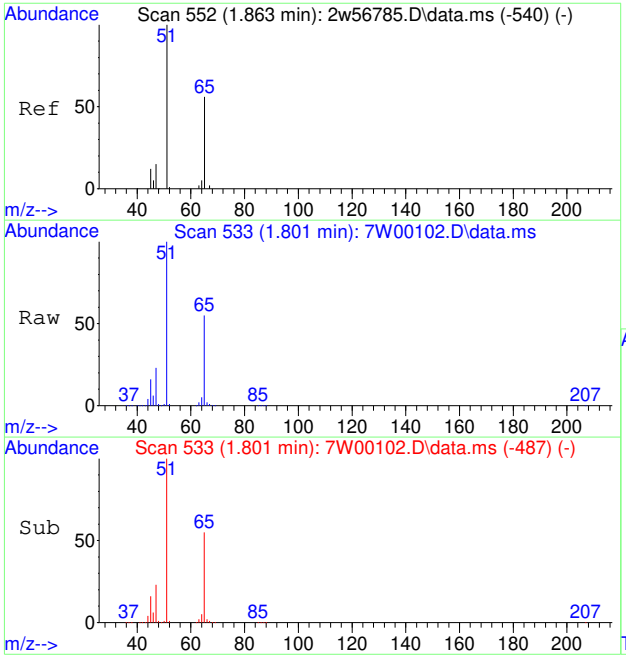

#3
FREON 152A
Concen: 35.03 PPBV
RT: 1.801 min Scan# 533
Delta R.T. -0.003 min
Lab File: 7W00102.D
Acq: 30 Nov 2022 4:26 pm

Tgt Ion: 65 Resp: 292087

Ion	Ratio	Lower	Upper
65	100		
45	29.0	18.3	27.5#

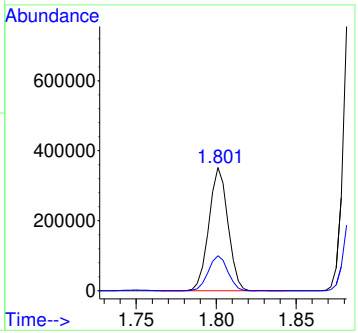

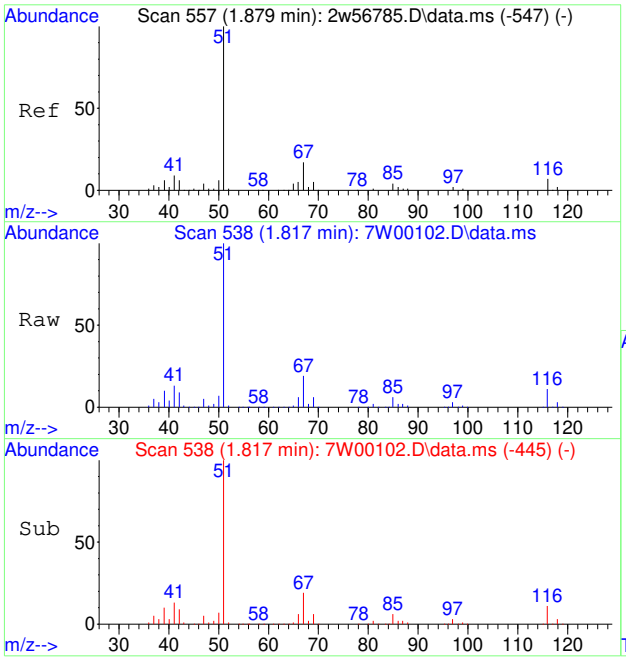

#4
CHLORODIFLUOROMETHANE
Concen: 34.50 PPBV
RT: 1.817 min Scan# 538
Delta R.T. -0.000 min
Lab File: 7W00102.D
Acq: 30 Nov 2022 4:26 pm

Tgt Ion: 67 Resp: 143811

Ion	Ratio	Lower	Upper
67	100		
69	34.9	28.8	43.2

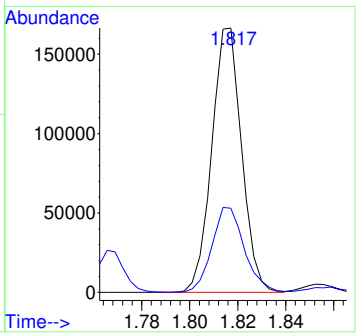

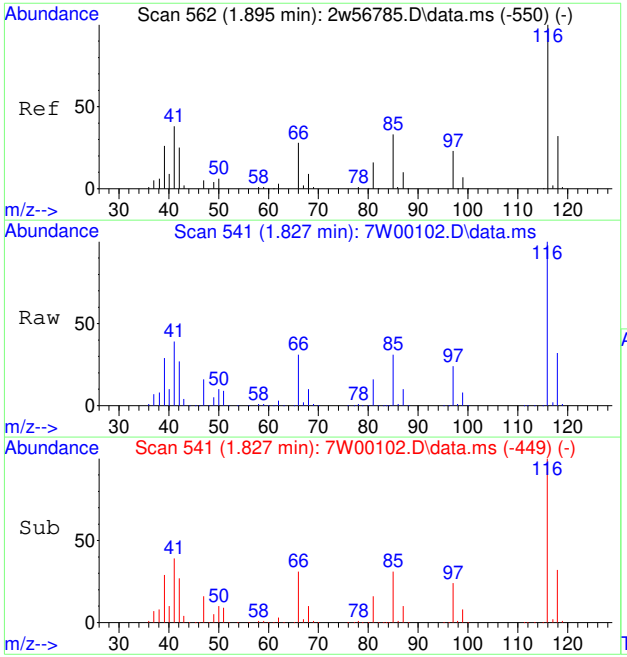

#5
CHLOROTRIFLUOROETHENE
Concen: 39.97 PPBV
RT: 1.827 min Scan# 541
Delta R.T. -0.003 min
Lab File: 7W00102.D
Acq: 30 Nov 2022 4:26 pm

Tgt Ion:116 Resp: 817193

Ion	Ratio	Lower	Upper
116	100		
118	32.3	26.1	39.1
85	270.7	0.0	0.0#

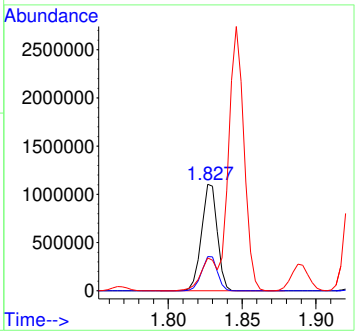

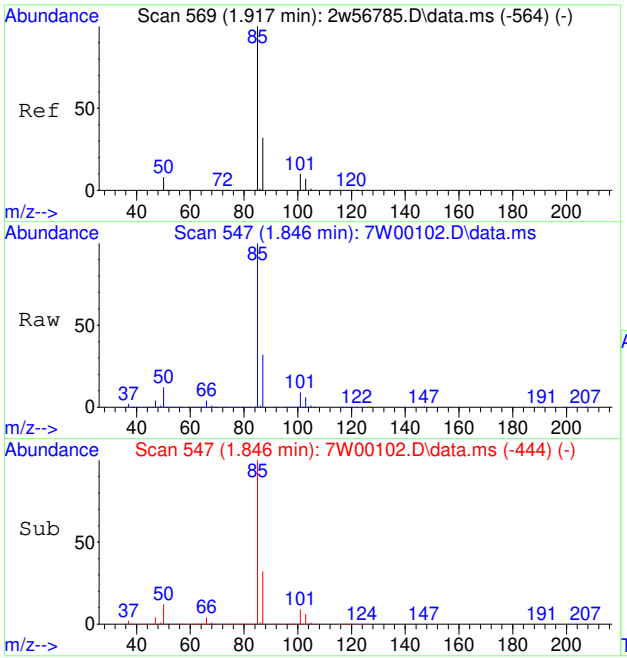

#6
DICHLORODIFLUOROMETHANE
Concen: 47.38 PPBV
RT: 1.846 min Scan# 547
Delta R.T. -0.000 min
Lab File: 7W00102.D
Acq: 30 Nov 2022 4:26 pm

Tgt Ion: 85 Resp: 2212017

Ion	Ratio	Lower	Upper
85	100		
87	32.1	25.8	38.6
50	16.4	7.4	11.2#

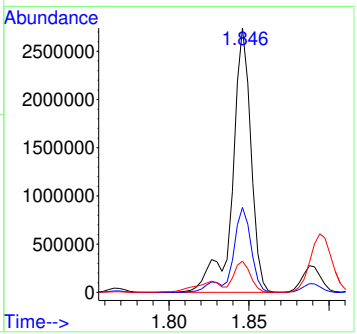

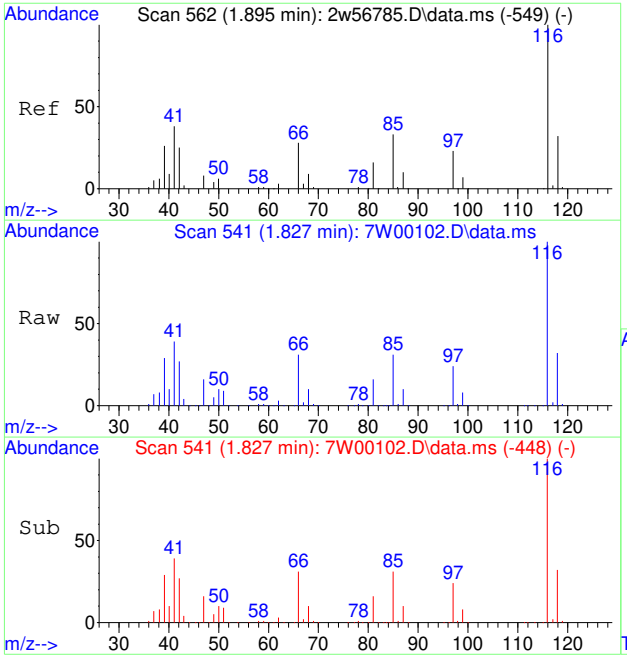

#7
PROPYLENE
Concen: 28.58 PPBV
RT: 1.827 min Scan# 541
Delta R.T. -0.000 min
Lab File: 7W00102.D
Acq: 30 Nov 2022 4:26 pm

Tgt Ion: 41 Resp: 347523

Ion	Ratio	Lower	Upper
41	100		
39	73.4	54.6	81.8
42	67.9	53.8	80.6

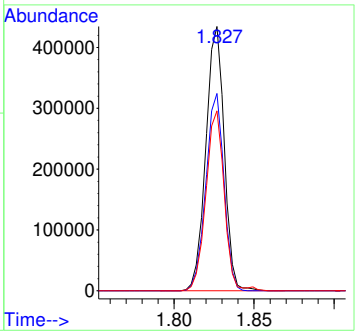

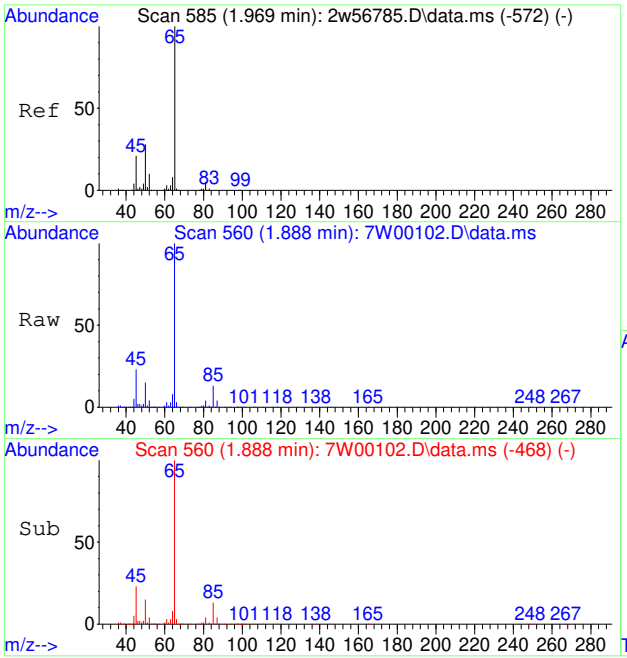

#8
1-CHLORO-1,1-DIFLUOROETHANE
Concen: 53.70 PPBV
RT: 1.888 min Scan# 560
Delta R.T. -0.003 min
Lab File: 7W00102.D
Acq: 30 Nov 2022 4:26 pm

Tgt Ion: 65 Resp: 1667336

Ion	Ratio	Lower	Upper
65	100		
85	13.5	14.4	21.6#
45	23.3	16.7	25.1

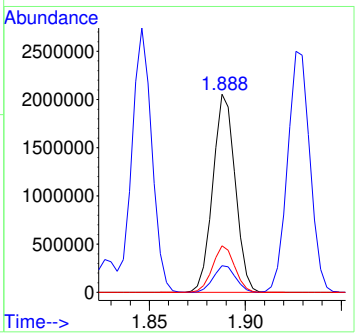

7.7.31

7

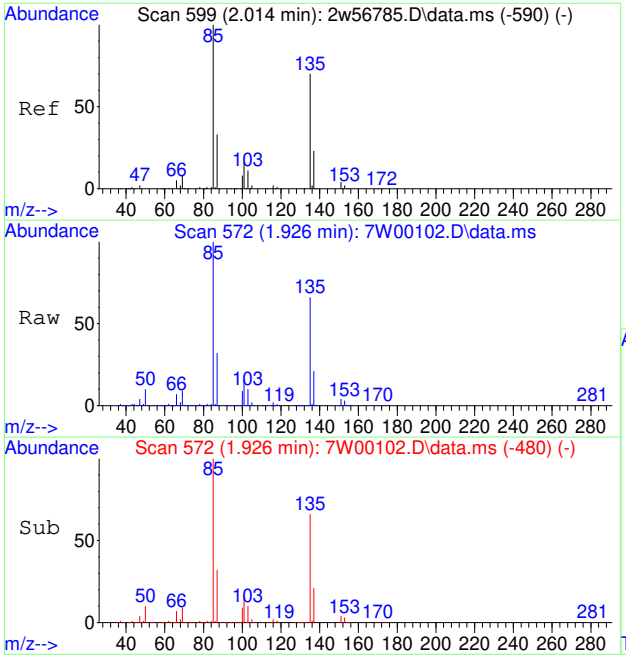

#9
FREON 114
Concen: 48.89 PPBV
RT: 1.926 min Scan# 572
Delta R.T. -0.003 min
Lab File: 7W00102.D
Acq: 30 Nov 2022 4:26 pm

Tgt Ion: 85 Resp: 2025610

Ion	Ratio	Lower	Upper
85	100		
135	69.4	55.8	83.8
87	32.1	25.8	38.8

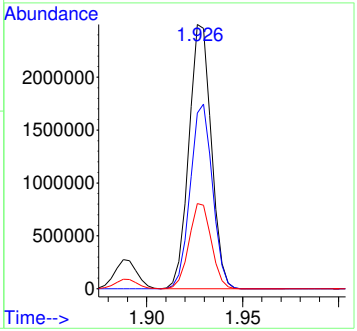

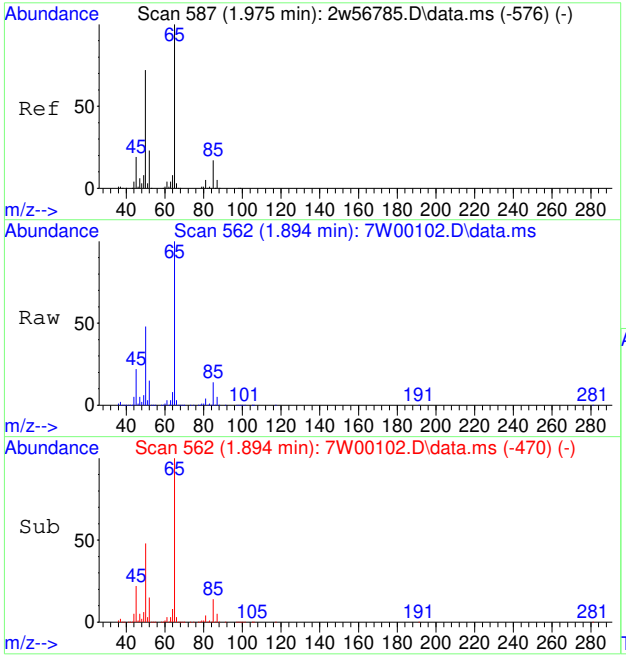

#10
CHLOROMETHANE
Concen: 37.42 PPBV
RT: 1.894 min Scan# 562
Delta R.T. -0.003 min
Lab File: 7W00102.D
Acq: 30 Nov 2022 4:26 pm

Tgt Ion: 52 Resp: 179302

Ion	Ratio	Lower	Upper
52	100		
50	318.2	248.2	372.2

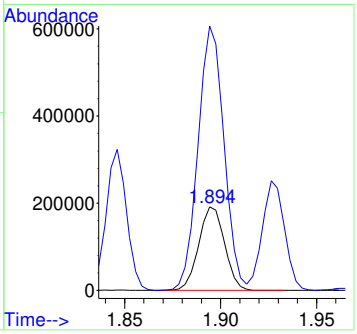

7.7.31

7

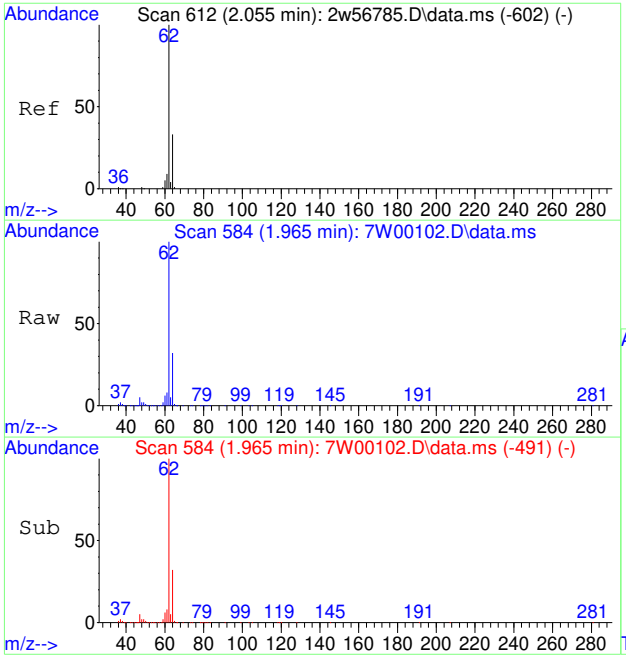

#11
VINYL CHLORIDE
Concen: 41.51 PPBV
RT: 1.965 min Scan# 584
Delta R.T. -0.000 min
Lab File: 7W00102.D
Acq: 30 Nov 2022 4:26 pm

Tgt Ion: 62 Resp: 641376

Ion	Ratio	Lower	Upper
62	100		
64	32.1	25.7	38.5
61	8.4	6.7	10.1

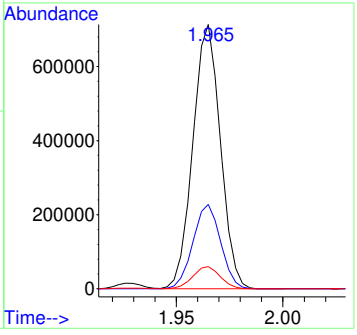

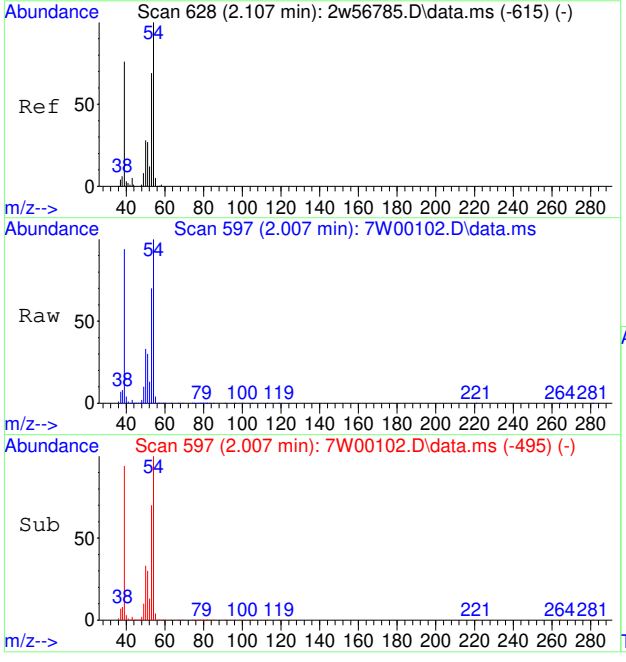

#12
1,3-BUTADIENE
Concen: 40.09 PPBV
RT: 2.007 min Scan# 597
Delta R.T. -0.003 min
Lab File: 7W00102.D
Acq: 30 Nov 2022 4:26 pm

Tgt Ion: 54 Resp: 499730

Ion	Ratio	Lower	Upper
54	100		
39	125.8	75.6	115.6#
53	71.5	49.8	89.8

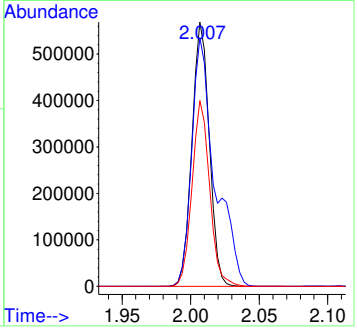

7.7.31

7

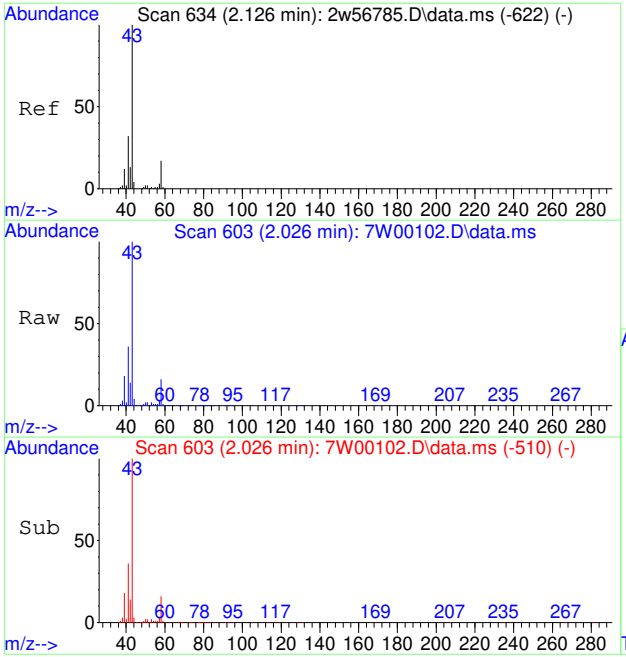

#13
N-BUTANE
Concen: 38.17 PPBV
RT: 2.026 min Scan# 603
Delta R.T. -0.000 min
Lab File: 7W00102.D
Acq: 30 Nov 2022 4:26 pm

Tgt Ion: 43 Resp: 898694

Ion	Ratio	Lower	Upper
43	100		
58	15.4	14.2	21.2
44	3.8	4.2	6.4#

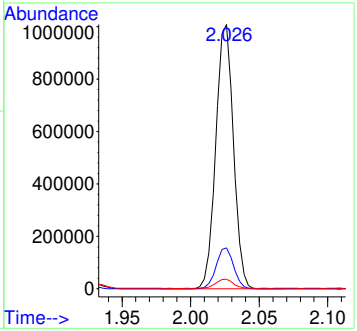

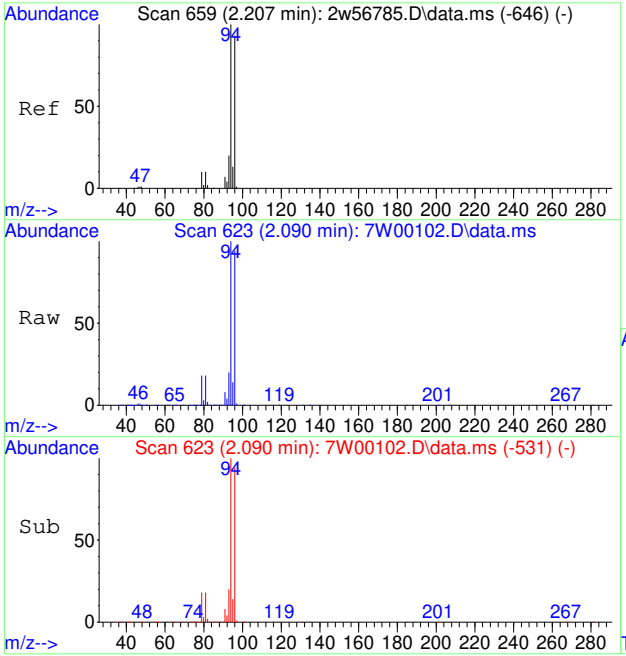

#14
BROMOMETHANE
Concen: 48.24 PPBV
RT: 2.090 min Scan# 623
Delta R.T. -0.003 min
Lab File: 7W00102.D
Acq: 30 Nov 2022 4:26 pm

Tgt Ion: 94 Resp: 624286

Ion	Ratio	Lower	Upper
94	100		
96	93.7	75.4	113.0
95	13.7	11.0	16.4

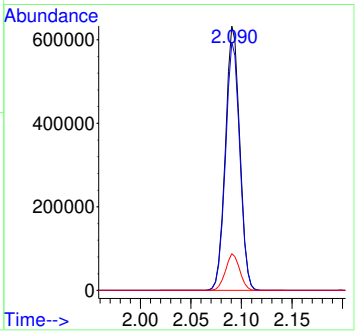

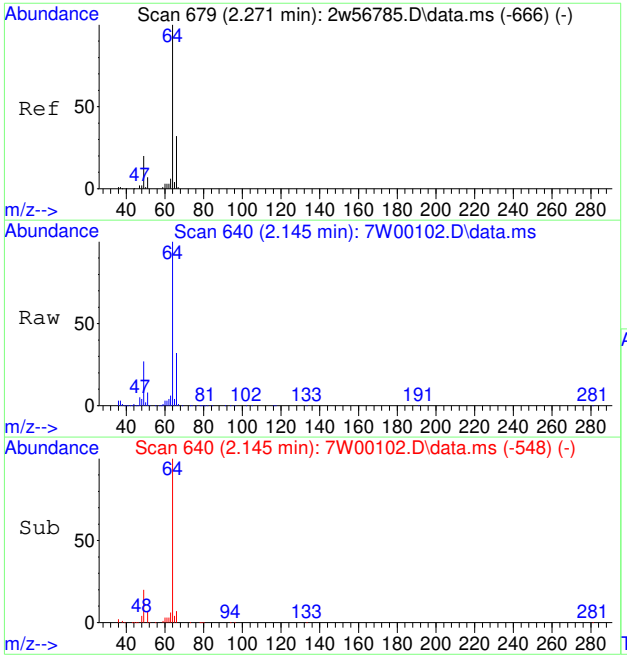

#15
CHLOROETHANE
Concen: 42.62 PPBV
RT: 2.145 min Scan# 640
Delta R.T. -0.003 min
Lab File: 7W00102.D
Acq: 30 Nov 2022 4:26 pm

Tgt Ion: 64 Resp: 332047

Ion	Ratio	Lower	Upper
64	100		
66	33.4	27.1	40.7
49	26.9	23.3	34.9

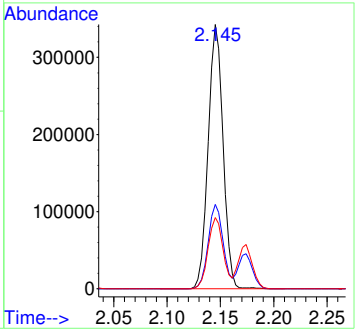

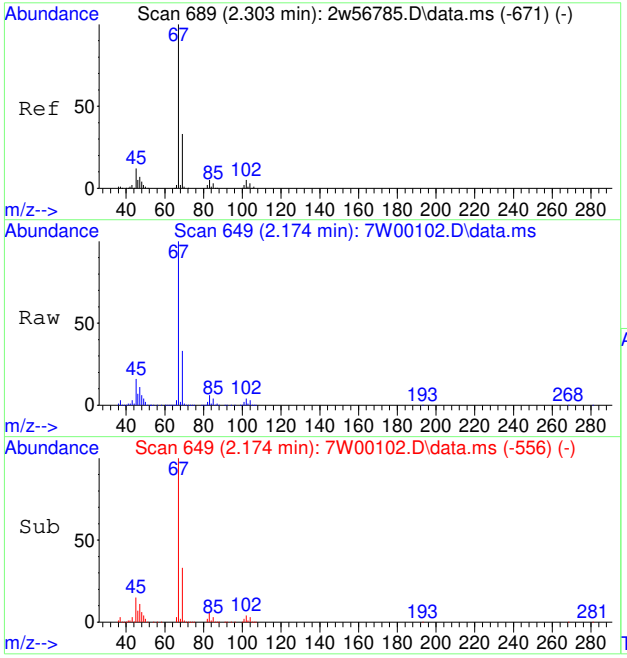

#16
DICHLOROFLUOROMETHANE
Concen: 49.62 PPBV
RT: 2.174 min Scan# 649
Delta R.T. -0.000 min
Lab File: 7W00102.D
Acq: 30 Nov 2022 4:26 pm

Tgt Ion: 67 Resp: 1513284

Ion	Ratio	Lower	Upper
67	100		
69	32.8	26.1	39.1
47	11.9	6.2	9.2#

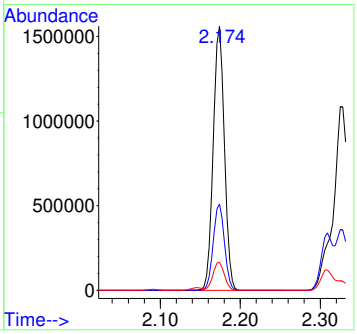

7.7.31

7

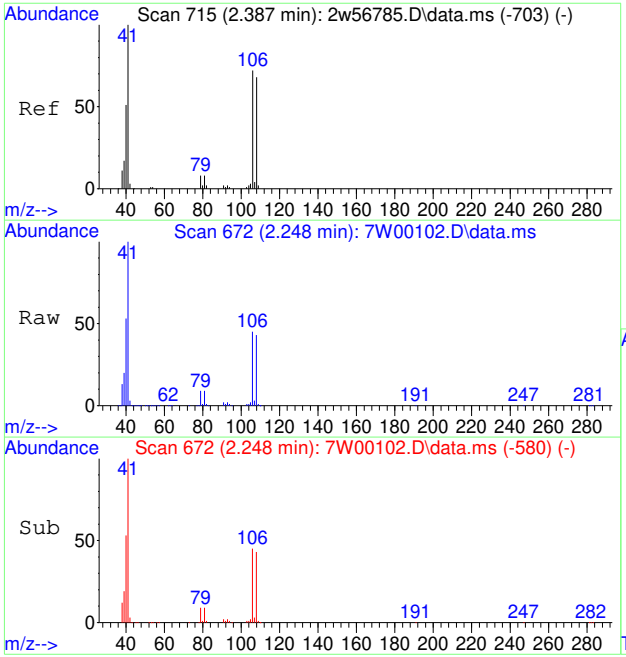

#17
ACETONITRILE
Concen: 37.69 PPBV
RT: 2.248 min Scan# 672
Delta R.T. -0.003 min
Lab File: 7W00102.D
Acq: 30 Nov 2022 4:26 pm

Tgt Ion: 41 Resp: 517545

Ion	Ratio	Lower	Upper
41	100		
40	52.9	41.6	62.4
39	19.3	14.2	21.4

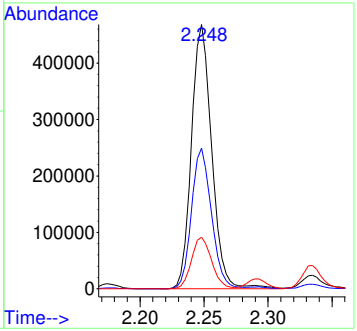

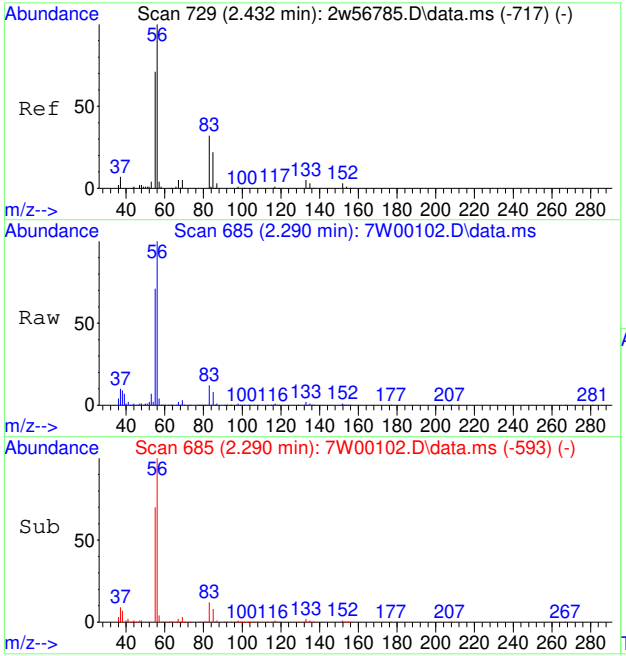

#18
ACROLEIN
Concen: 56.58 PPBV
RT: 2.290 min Scan# 685
Delta R.T. -0.003 min
Lab File: 7W00102.D
Acq: 30 Nov 2022 4:26 pm

Tgt Ion: 56 Resp: 285778

Ion	Ratio	Lower	Upper
56	100		
55	70.4	56.0	84.0

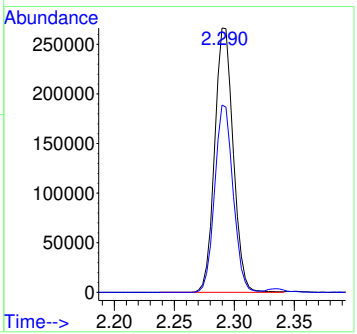

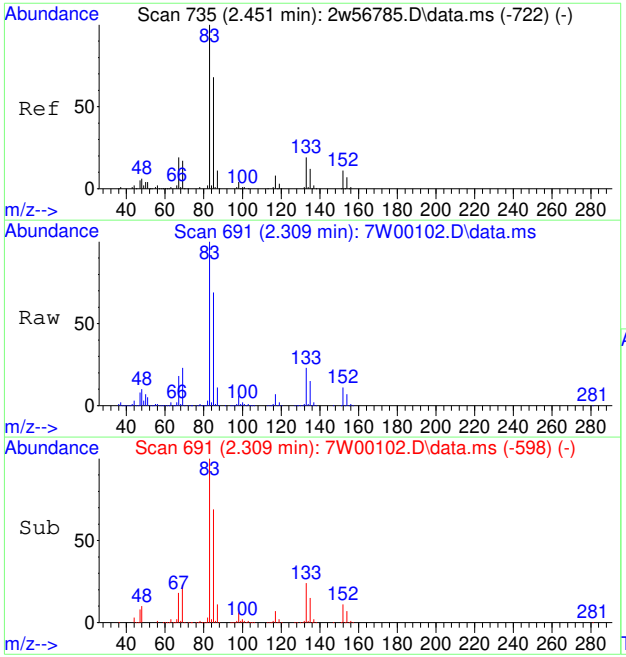

#19
FREON 123
Concen: 50.76 PPBV
RT: 2.309 min Scan# 691
Delta R.T. -0.000 min
Lab File: 7W00102.D
Acq: 30 Nov 2022 4:26 pm

Tgt Ion: 83 Resp: 1583809

Ion	Ratio	Lower	Upper
83	100		
85	95.0	72.7	109.1
133	24.5	15.8	23.6#

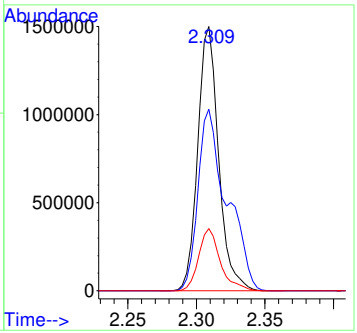

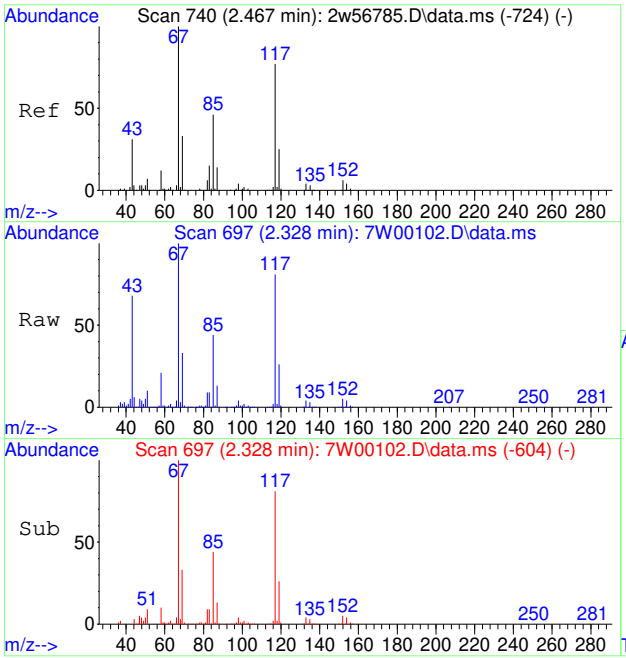

#20
FREON 123A
Concen: 55.88 PPBV
RT: 2.328 min Scan# 697
Delta R.T. -0.000 min
Lab File: 7W00102.D
Acq: 30 Nov 2022 4:26 pm

Tgt Ion:117 Resp: 971076

Ion	Ratio	Lower	Upper
117	100		
67	141.0	113.3	169.9

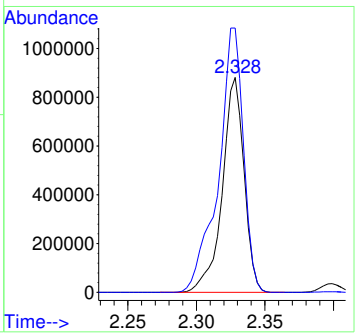

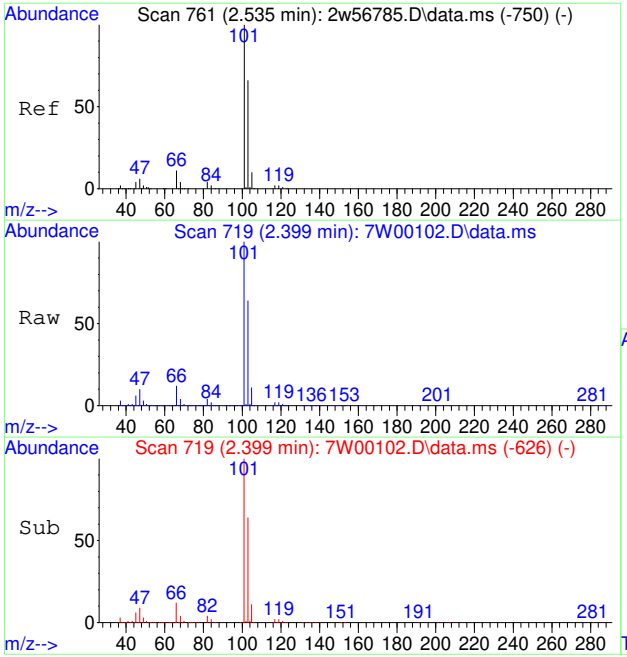

#21
TRICHLOROFLUOROMETHANE
Concen: 59.11 PPBV
RT: 2.399 min Scan# 719
Delta R.T. -0.000 min
Lab File: 7W00102.D
Acq: 30 Nov 2022 4:26 pm

Tgt Ion:101 Resp: 2030997

Ion	Ratio	Lower	Upper
101	100		
103	64.6	51.8	77.6
105	10.5	8.4	12.6

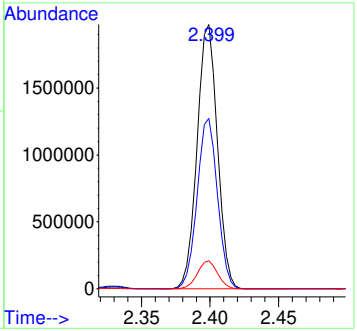

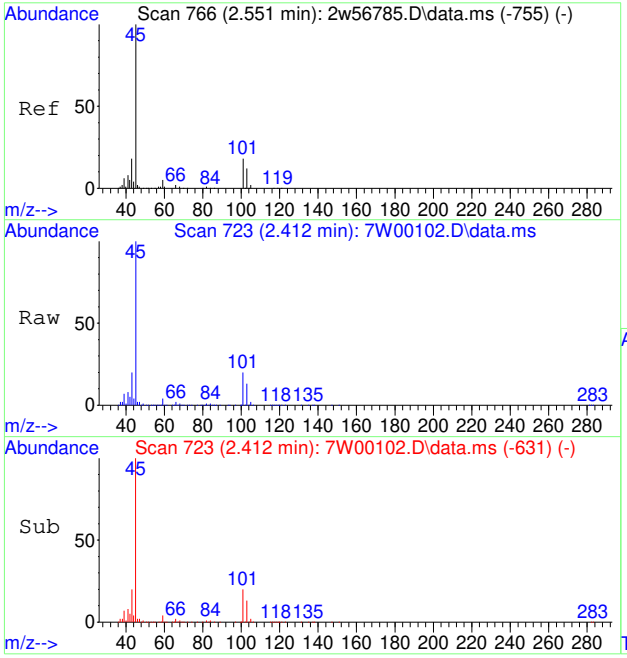

#22
ISOPROPYL ALCOHOL
Concen: 36.78 PPBV
RT: 2.412 min Scan# 723
Delta R.T. -0.003 min
Lab File: 7W00102.D
Acq: 30 Nov 2022 4:26 pm

Tgt Ion: 45 Resp: 1281847

Ion	Ratio	Lower	Upper
45	100		
43	20.3	15.5	23.3
59	4.3	4.1	6.1

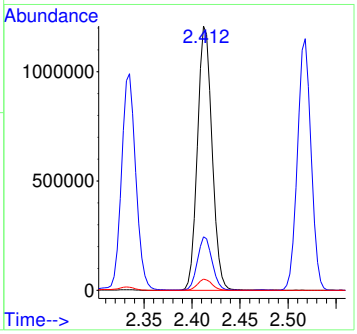

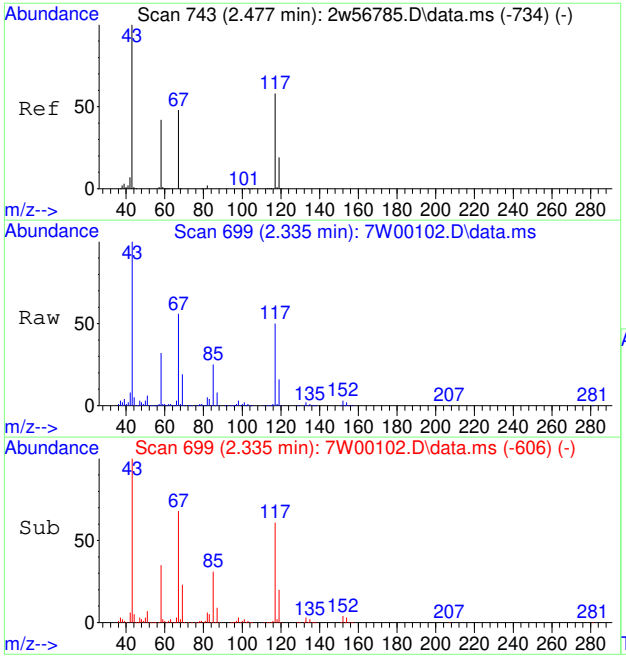

#23
ACETONE
Concen: 39.06 PPBV
RT: 2.335 min Scan# 699
Delta R.T. -0.000 min
Lab File: 7W00102.D
Acq: 30 Nov 2022 4:26 pm

Tgt Ion: 58 Resp: 329592

Ion	Ratio	Lower	Upper
58	100		
43	313.4	195.9	293.9#

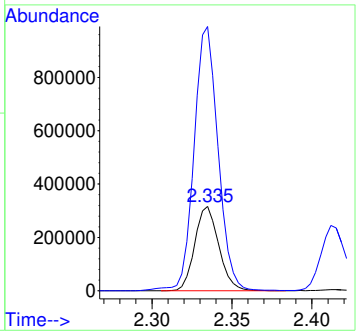

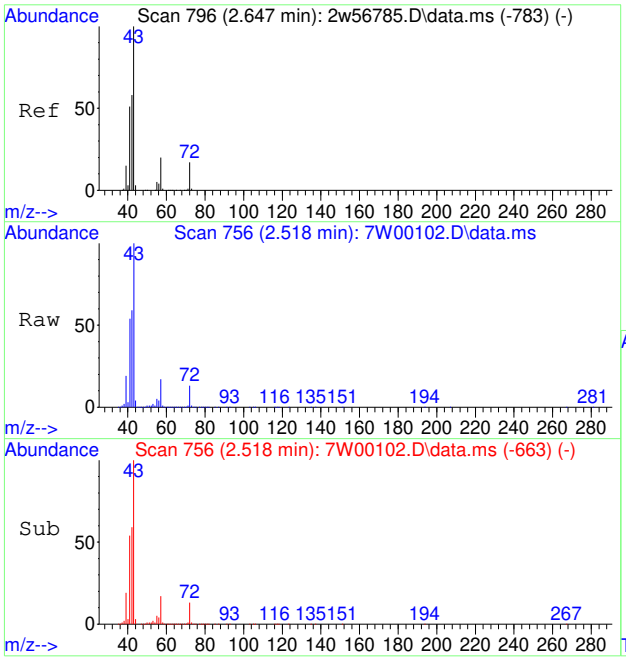

#24
PENTANE
Concen: 41.59 PPBV
RT: 2.518 min Scan# 756
Delta R.T. -0.000 min
Lab File: 7W00102.D
Acq: 30 Nov 2022 4:26 pm

Tgt Ion: 42 Resp: 671038

Ion	Ratio	Lower	Upper
42	100		
41	92.5	69.5	104.3
57	28.8	27.4	41.0

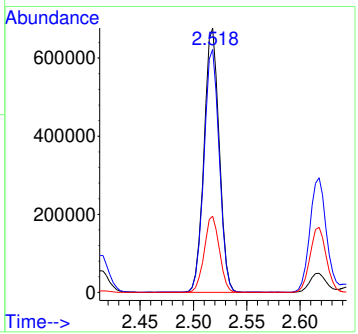

7.7.31

7

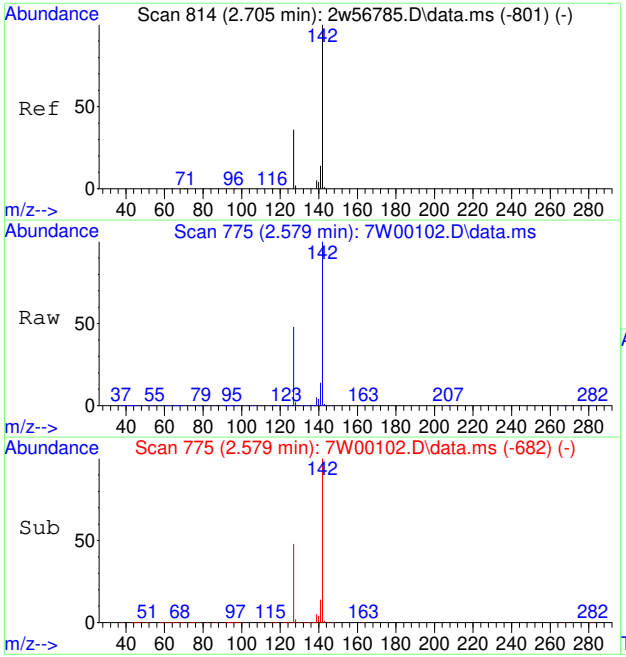

#25
IODOMETHANE
Concen: 63.03 PPBV
RT: 2.579 min Scan# 775
Delta R.T. -0.000 min
Lab File: 7W00102.D
Acq: 30 Nov 2022 4:26 pm

Tgt Ion:142 Resp: 1967034

Ion	Ratio	Lower	Upper
142	100		
127	48.3	29.1	43.7#

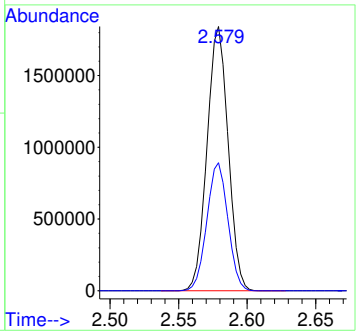

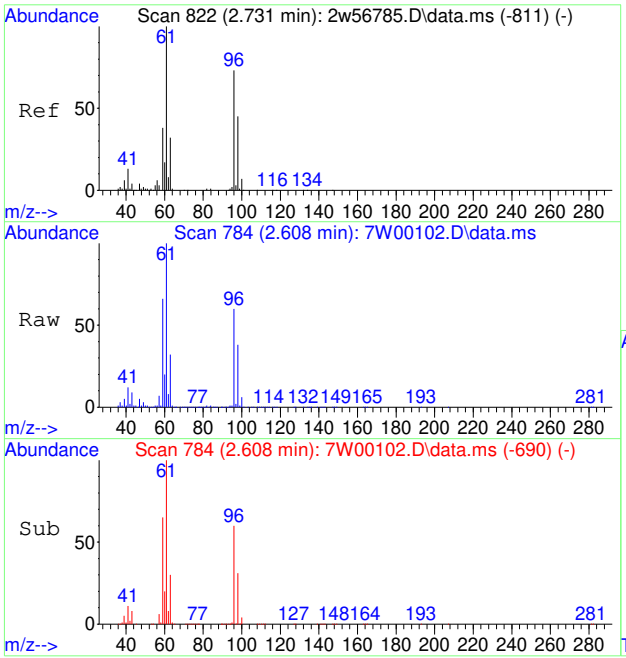

#26
1,1-DICHLOROETHYLENE
Concen: 57.07 PPBV
RT: 2.608 min Scan# 784
Delta R.T. 0.003 min
Lab File: 7W00102.D
Acq: 30 Nov 2022 4:26 pm

Tgt Ion: 96 Resp: 727012

Ion	Ratio	Lower	Upper
96	100		
61	170.3	109.4	164.2#
63	55.9	36.2	54.2#

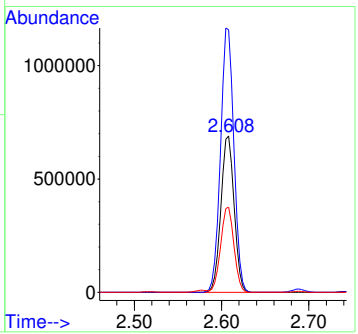

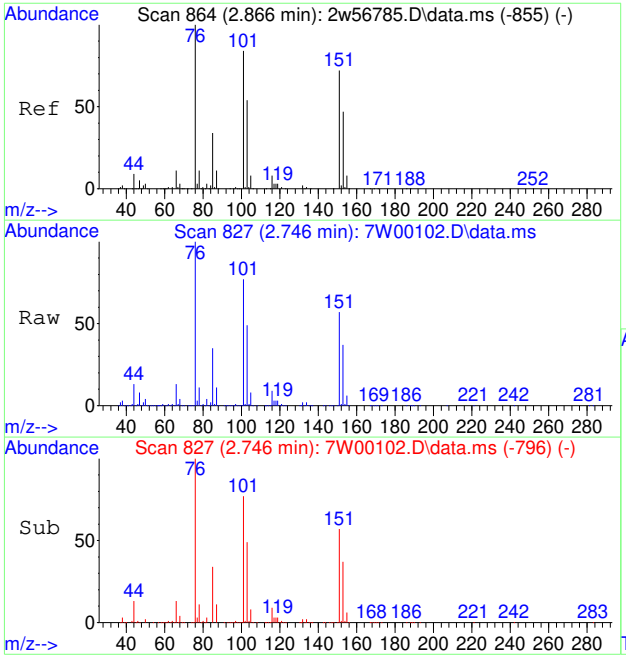

#27
CARBON DISULFIDE
Concen: 60.95 PPBV
RT: 2.746 min Scan# 827
Delta R.T. -0.000 min
Lab File: 7W00102.D
Acq: 30 Nov 2022 4:26 pm

Tgt Ion: 76 Resp: 2268971

Ion	Ratio	Lower	Upper
76	100		
78	11.2	8.6	13.0
44	13.9	7.2	10.8#

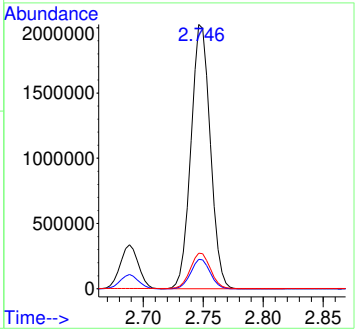

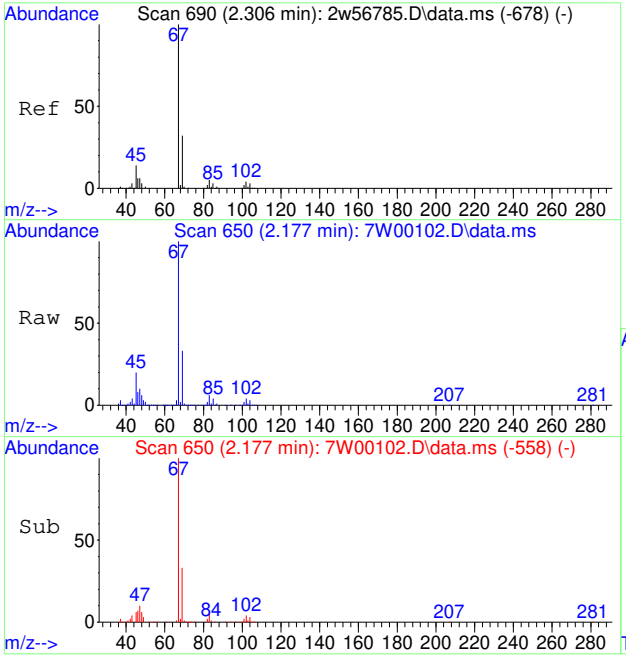

#28
ETHANOL
Concen: 34.50 PPBV
RT: 2.177 min Scan# 650
Delta R.T. -0.003 min
Lab File: 7W00102.D
Acq: 30 Nov 2022 4:26 pm

Tgt Ion: 45 Resp: 275383

Ion	Ratio	Lower	Upper
45	100		
46	40.8	34.1	51.1
42	8.7	6.1	9.1

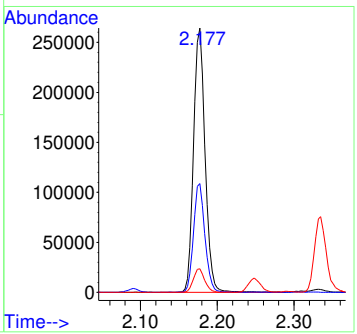

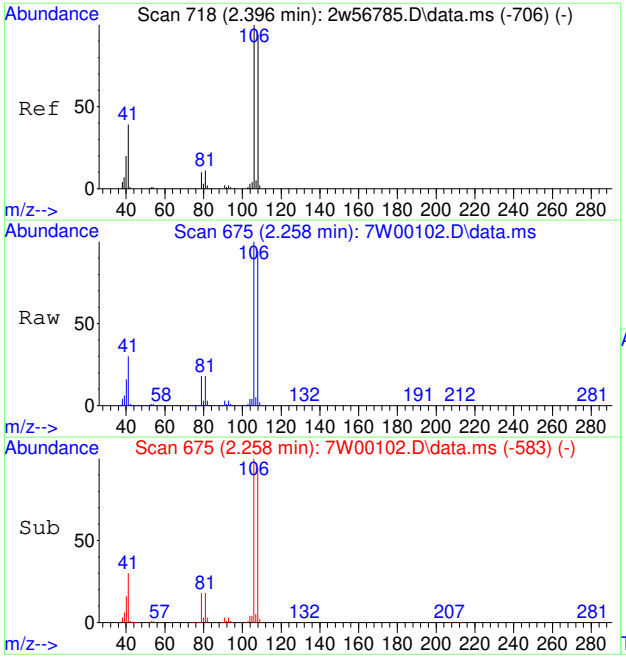

#29
BROMOETHENE
Concen: 51.85 PPBV
RT: 2.258 min Scan# 675
Delta R.T. -0.003 min
Lab File: 7W00102.D
Acq: 30 Nov 2022 4:26 pm

Tgt Ion:106 Resp: 664342

Ion	Ratio	Lower	Upper
106	100		
108	94.2	75.7	113.5
81	18.4	8.3	12.5#

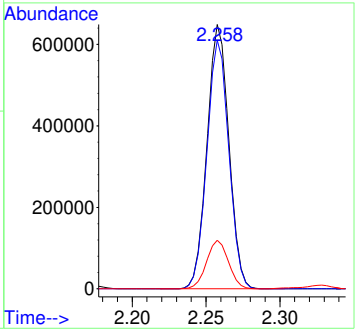

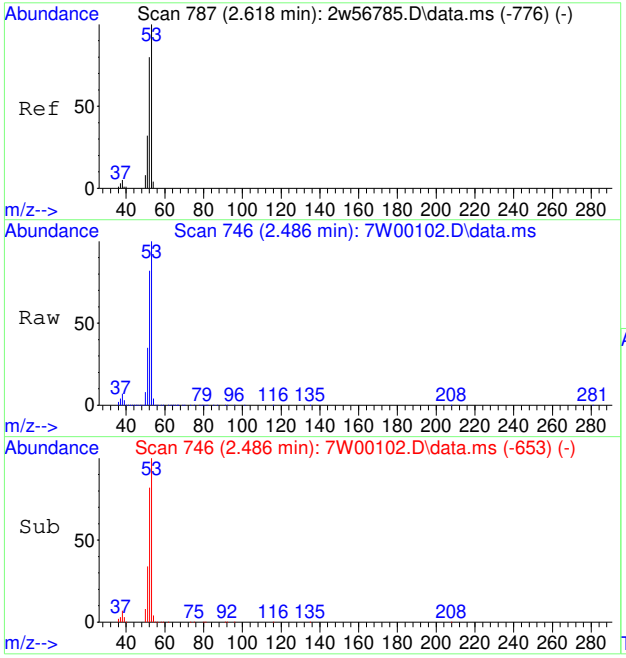

#30
ACRYLONITRILE
Concen: 42.04 PPBV
RT: 2.486 min Scan# 746
Delta R.T. -0.000 min
Lab File: 7W00102.D
Acq: 30 Nov 2022 4:26 pm

Tgt Ion: 52 Resp: 456672

Ion	Ratio	Lower	Upper
52	100		
53	125.5	102.0	153.0
51	42.3	34.8	52.2

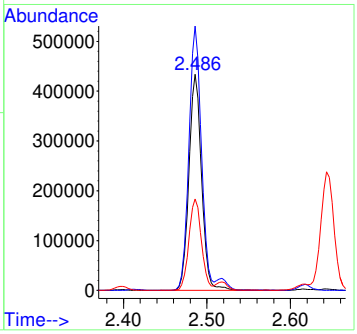

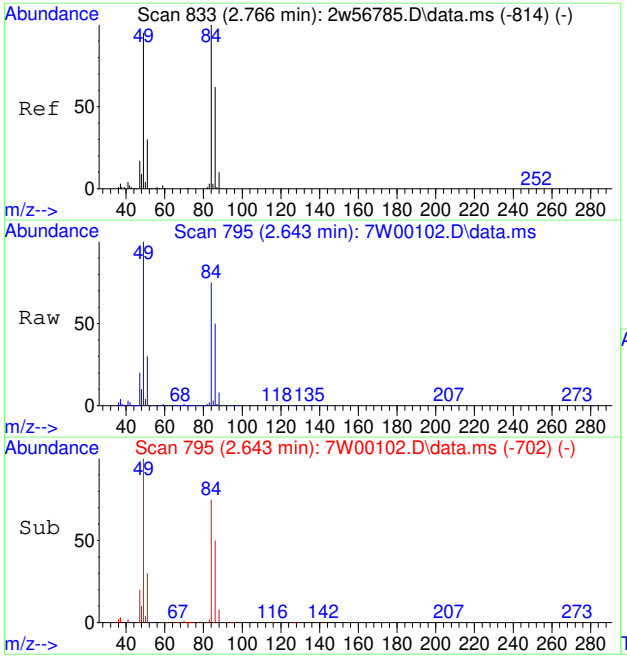

#31
METHYLENE CHLORIDE
Concen: 50.51 PPBV
RT: 2.643 min Scan# 795
Delta R.T. -0.000 min
Lab File: 7W00102.D
Acq: 30 Nov 2022 4:26 pm

Tgt Ion: 84 Resp: 645240

Ion	Ratio	Lower	Upper
84	100		
86	65.9	50.9	76.3
49	130.7	78.6	118.0#

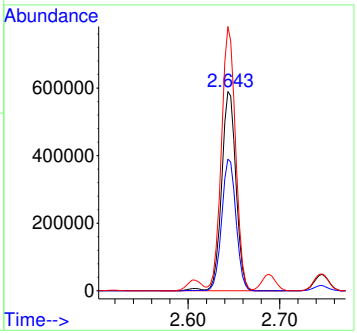

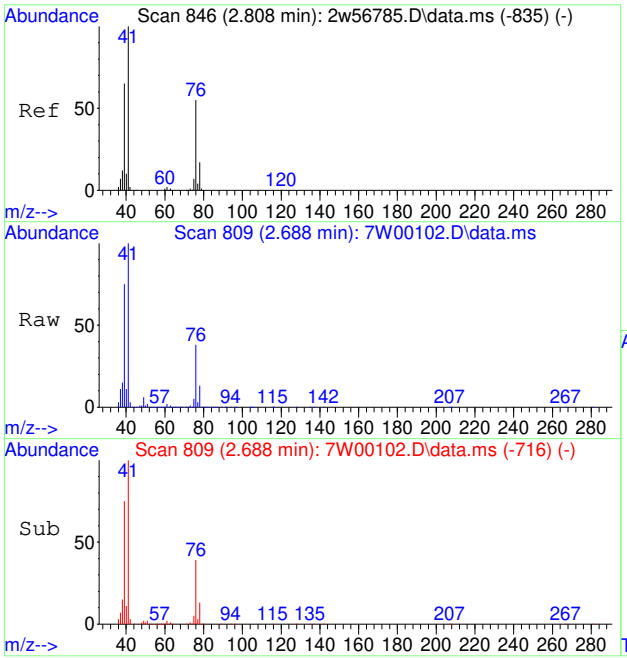

#32
3-CHLOROPROPENE
Concen: 60.92 PPBV
RT: 2.688 min Scan# 809
Delta R.T. -0.000 min
Lab File: 7W00102.D
Acq: 30 Nov 2022 4:26 pm

Tgt Ion: 76 Resp: 355595

Ion	Ratio	Lower	Upper
76	100		
41	260.1	147.9	221.9#
39	194.5	94.6	141.8#
78	32.4	25.9	38.9

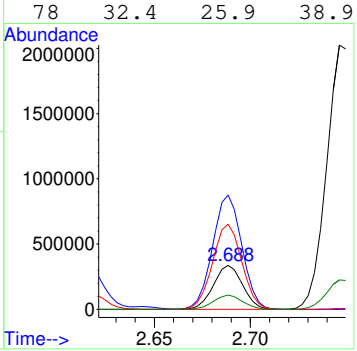

7.7.31

7

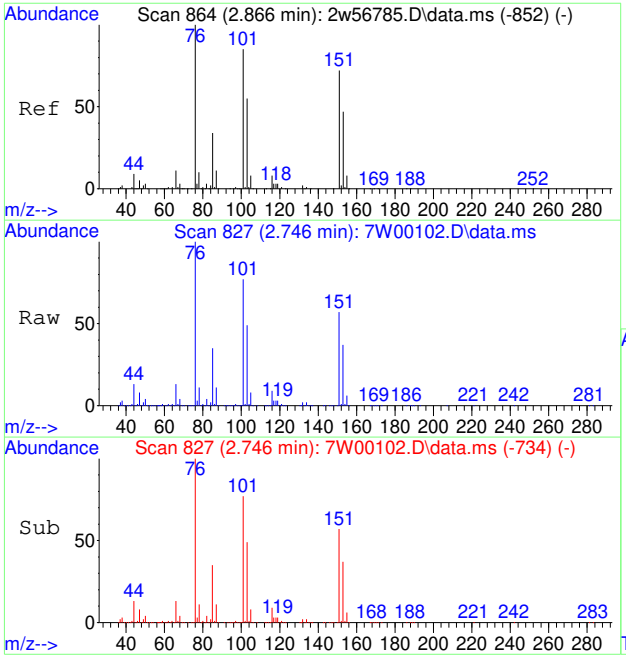

#33
FREON 113
Concen: 60.72 PPBV
RT: 2.746 min Scan# 827
Delta R.T. -0.000 min
Lab File: 7W00102.D
Acq: 30 Nov 2022 4:26 pm

Tgt Ion:151 Resp: 1275462

Ion	Ratio	Lower	Upper
151	100		
101	132.4	94.8	142.2
103	84.9	61.0	91.4

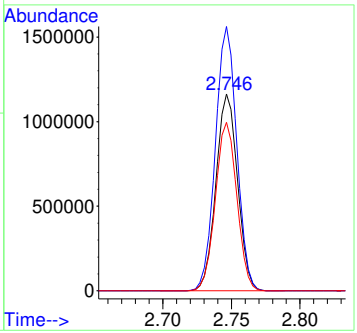

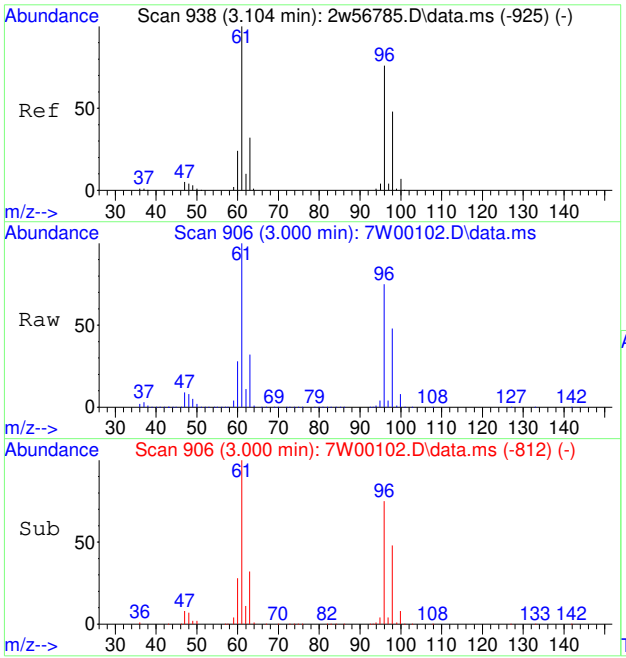

#34
TRANS-1,2-DICHLOROETHENE
Concen: 49.12 PPBV
RT: 3.000 min Scan# 906
Delta R.T. 0.003 min
Lab File: 7W00102.D
Acq: 30 Nov 2022 4:26 pm

Tgt Ion: 96 Resp: 624463

Ion	Ratio	Lower	Upper
96	100		
61	132.6	104.3	156.5
98	63.5	50.6	76.0

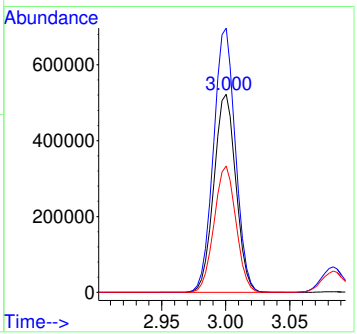

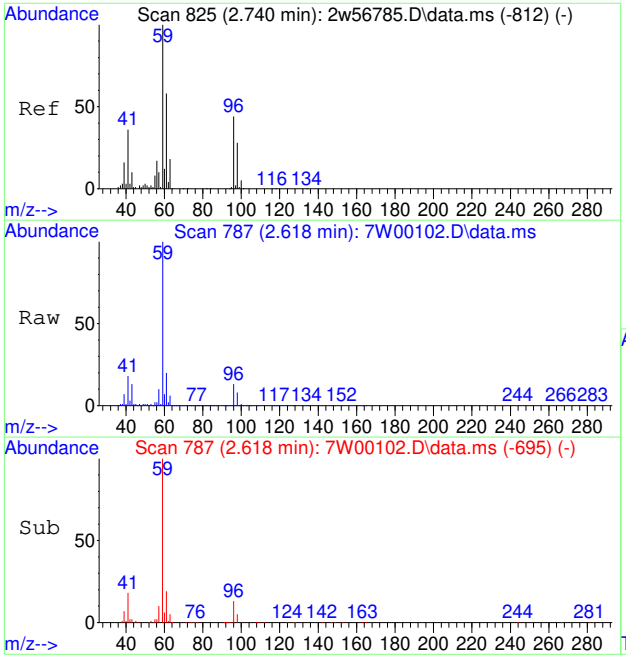

#35
TERTIARY BUTYL ALCOHOL
Concen: 57.08 PPBV
RT: 2.618 min Scan# 787
Delta R.T. -0.003 min
Lab File: 7W00102.D
Acq: 30 Nov 2022 4:26 pm

Tgt Ion: 59 Resp: 1754748

Ion	Ratio	Lower	Upper
59	100		
41	19.0	29.9	44.9#
43	13.4	8.9	13.3#

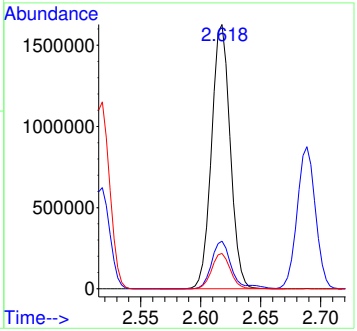

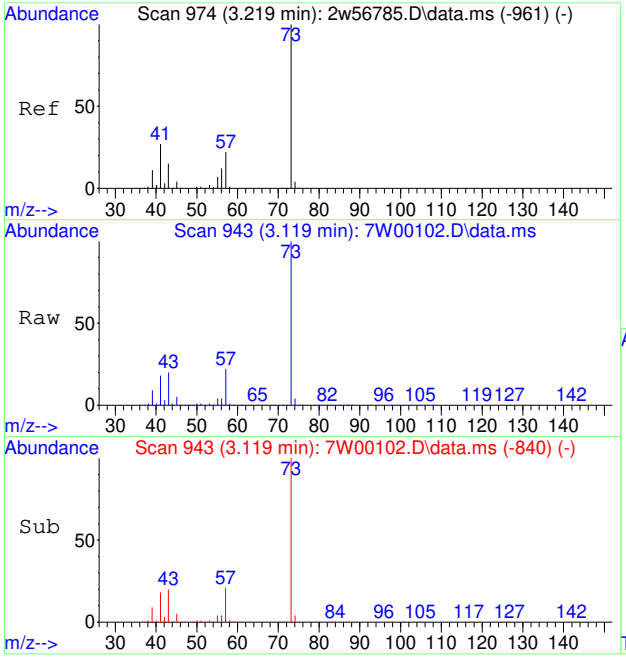

#36
METHYL TERTIARY BUTYL ETHER
Concen: 46.73 PPBV
RT: 3.119 min Scan# 943
Delta R.T. -0.000 min
Lab File: 7W00102.D
Acq: 30 Nov 2022 4:26 pm

Tgt Ion: 73 Resp: 1712164

Ion	Ratio	Lower	Upper
73	100		
45	4.9	3.2	4.8#

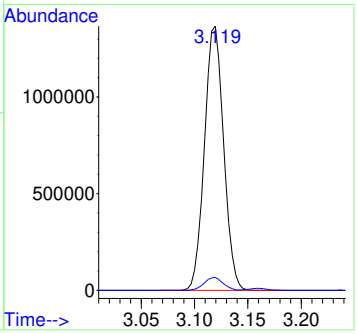

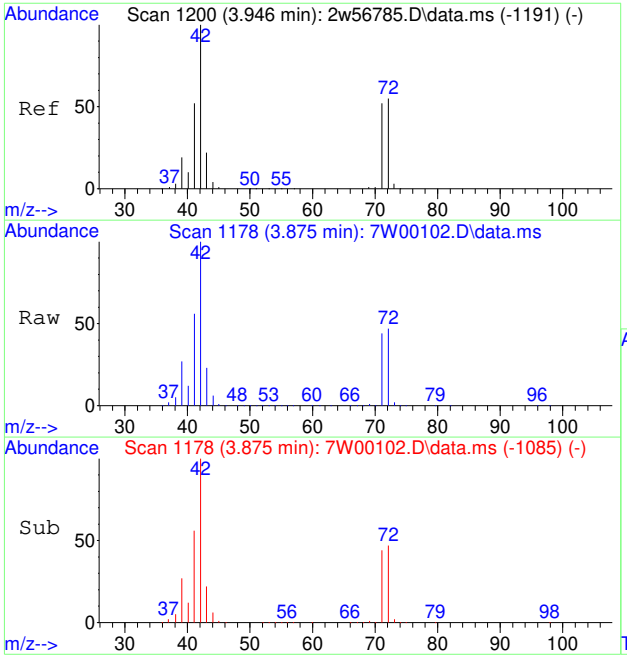

#37
TETRAHYDROFURAN
Concen: 50.73 PPBV
RT: 3.875 min Scan# 1178
Delta R.T. -0.000 min
Lab File: 7W00102.D
Acq: 30 Nov 2022 4:26 pm

Tgt Ion: 72 Resp: 292887

Ion	Ratio	Lower	Upper
72	100		
42	211.4	149.0	223.6
71	94.1	74.5	111.7

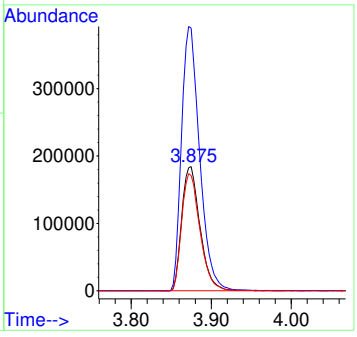

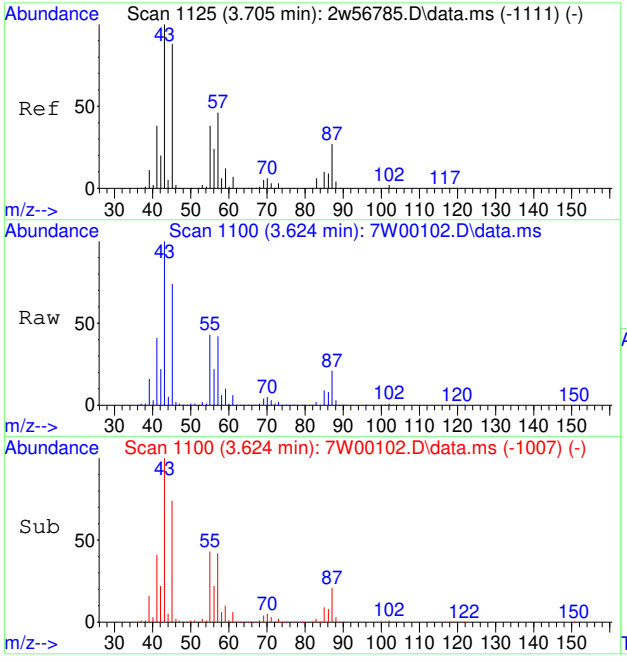

#38
HEXANE
Concen: 42.59 PPBV
RT: 3.624 min Scan# 1100
Delta R.T. -0.000 min
Lab File: 7W00102.D
Acq: 30 Nov 2022 4:26 pm

Tgt Ion: 57 Resp: 993064

Ion	Ratio	Lower	Upper
57	100		
56	53.0	42.0	63.0
41	105.1	66.2	99.2#

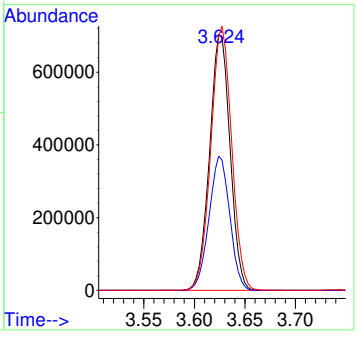

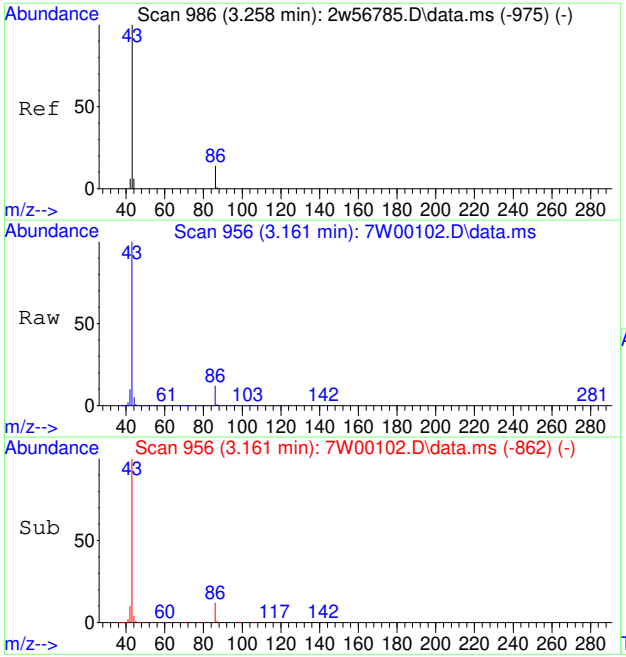

#39
VINYL ACETATE
Concen: 87.30 PPBV
RT: 3.161 min Scan# 956
Delta R.T. 0.003 min
Lab File: 7W00102.D
Acq: 30 Nov 2022 4:26 pm

Tgt Ion: 86 Resp: 184793

Ion	Ratio	Lower	Upper
86	100		
43	847.8	626.3	939.5
44	40.4	34.5	51.7

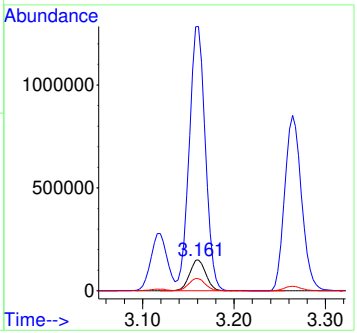

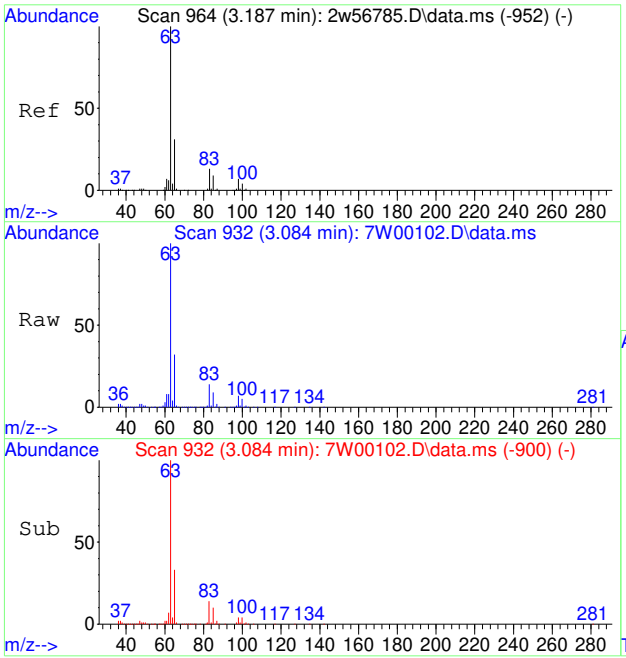

#40
1,1-DICHLOROETHANE
Concen: 41.22 PPBV
RT: 3.084 min Scan# 932
Delta R.T. 0.003 min
Lab File: 7W00102.D
Acq: 30 Nov 2022 4:26 pm

Tgt Ion: 63 Resp: 993390

Ion	Ratio	Lower	Upper
63	100		
65	31.9	25.3	37.9
83	13.9	10.6	16.0

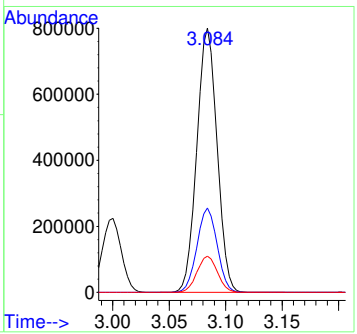

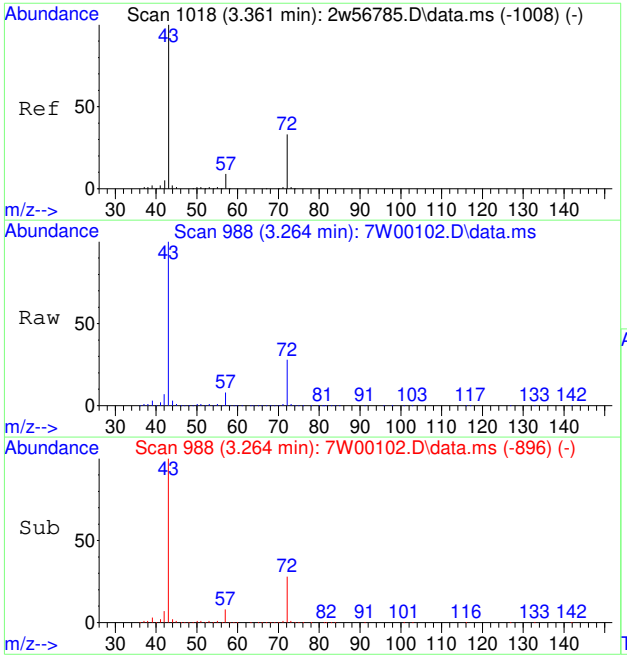

#41
METHYL ETHYL KETONE
Concen: 47.10 PPBV
RT: 3.264 min Scan# 988
Delta R.T. -0.003 min
Lab File: 7W00102.D
Acq: 30 Nov 2022 4:26 pm

Tgt Ion: 72 Resp: 303908

Ion	Ratio	Lower	Upper
72	100		
57	30.9	22.2	33.4
43	359.5	252.6	378.8

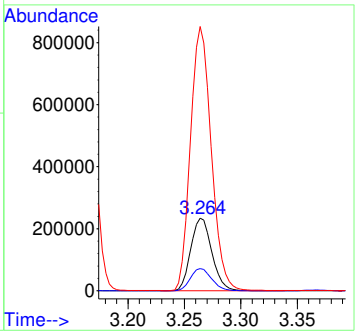

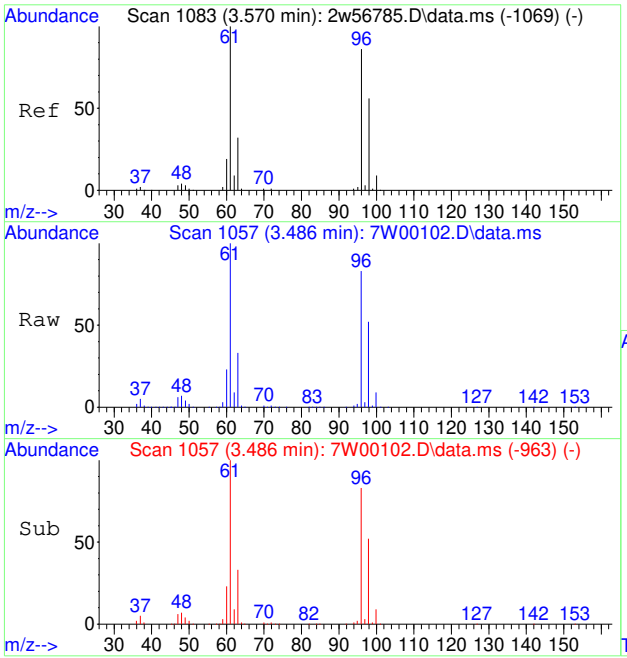

#42
CIS-1,2-DICHLOROETHENE
Concen: 52.18 PPBV
RT: 3.486 min Scan# 1057
Delta R.T. 0.003 min
Lab File: 7W00102.D
Acq: 30 Nov 2022 4:26 pm

Tgt Ion: 96 Resp: 655894

Ion	Ratio	Lower	Upper
96	100		
98	63.9	51.1	76.7
61	121.7	93.9	140.9

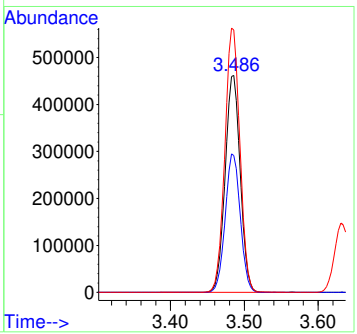

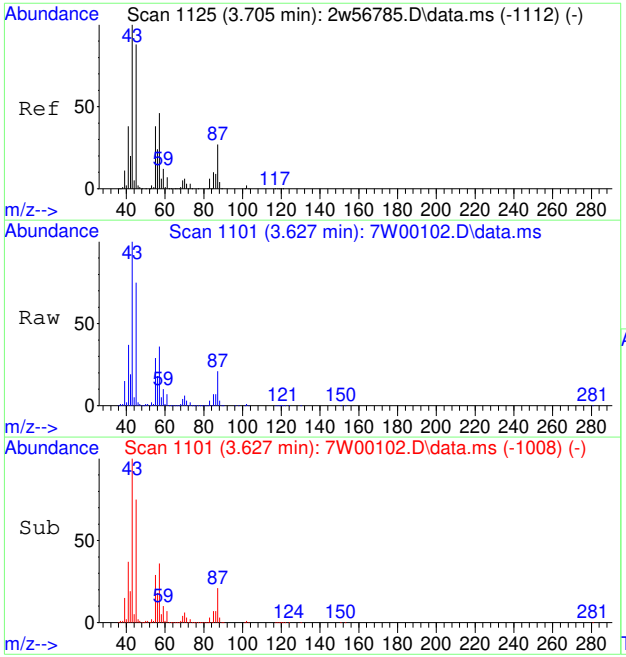

#43
DIISOPROPYL ETHER
Concen: 44.96 PPBV
RT: 3.627 min Scan# 1101
Delta R.T. -0.000 min
Lab File: 7W00102.D
Acq: 30 Nov 2022 4:26 pm

Tgt Ion: 59 Resp: 302398

Ion	Ratio	Lower	Upper
59	100		
45	707.0	539.8	809.8

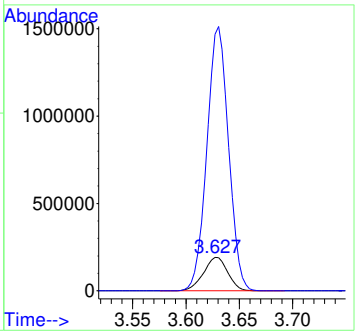

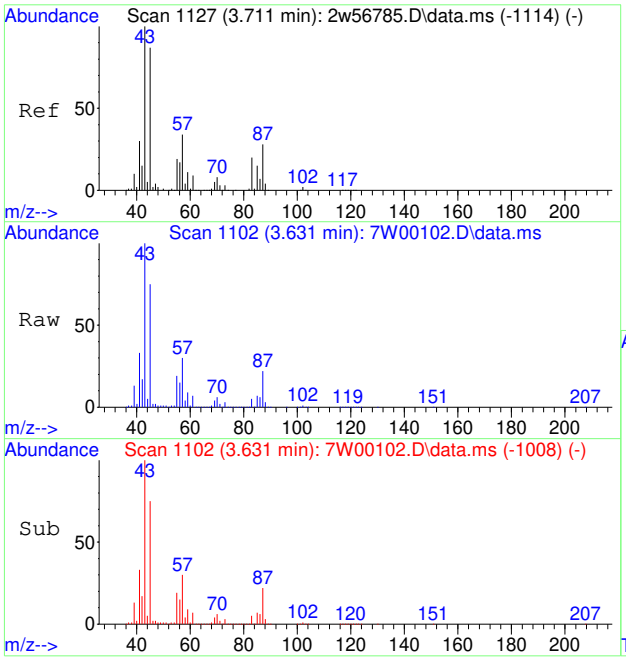

#44
ETHYL ACETATE
Concen: 45.48 PPBV
RT: 3.631 min Scan# 1102
Delta R.T. 0.003 min
Lab File: 7W00102.D
Acq: 30 Nov 2022 4:26 pm

Tgt Ion: 61 Resp: 208716

Ion	Ratio	Lower	Upper
61	100		
43	1415.2	986.2	1479.2
88	49.1	38.8	58.2

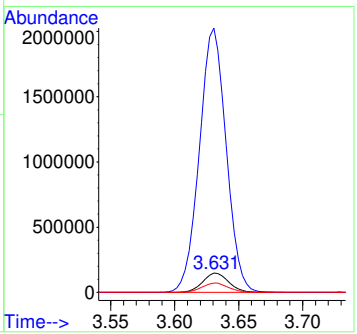

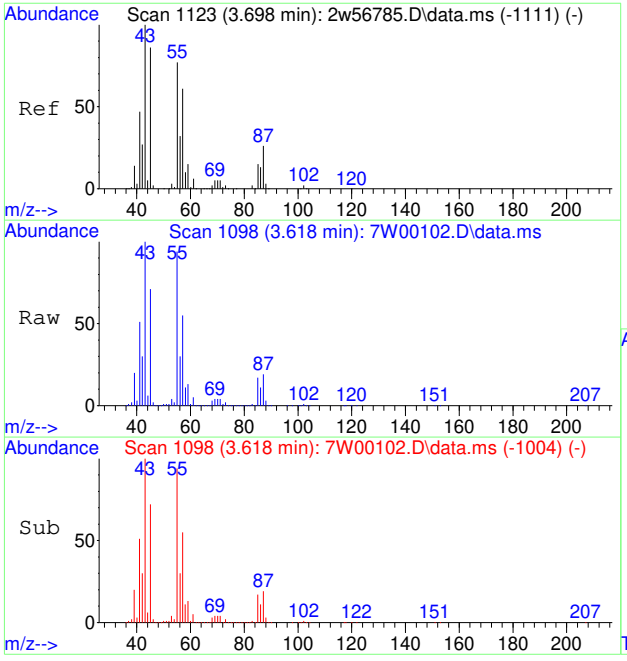

#45
METHYL ACRYLATE
Concen: 41.89 PPBV
RT: 3.618 min Scan# 1098
Delta R.T. 0.003 min
Lab File: 7W00102.D
Acq: 30 Nov 2022 4:26 pm

Tgt Ion: 55 Resp: 1219990

Ion	Ratio	Lower	Upper
55	100		
85	0.0	0.0	0.0
58	13.7	11.7	17.5

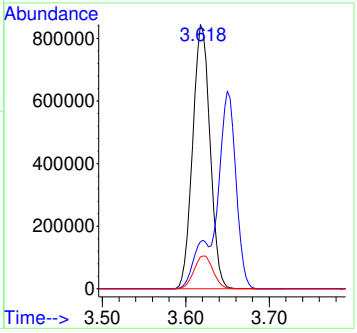

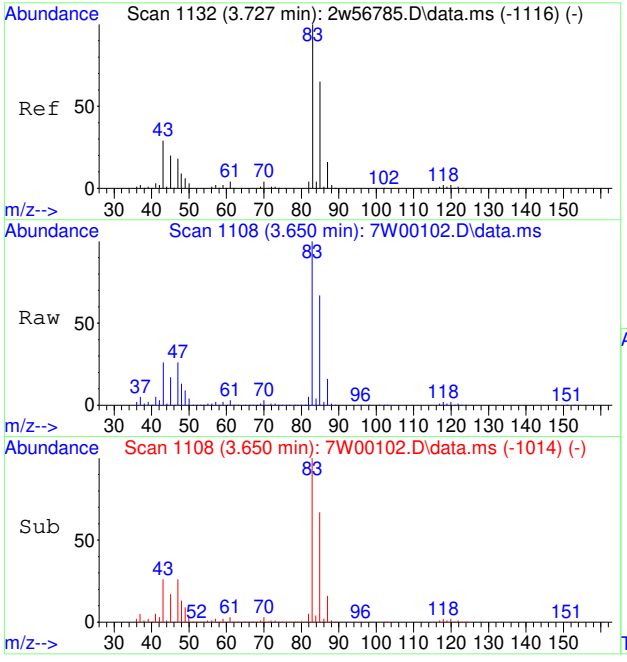

#46
CHLOROFORM
Concen: 48.96 PPBV
RT: 3.650 min Scan# 1108
Delta R.T. 0.003 min
Lab File: 7W00102.D
Acq: 30 Nov 2022 4:26 pm

Tgt Ion: 83 Resp: 1309600

Ion	Ratio	Lower	Upper
83	100		
85	83.2	64.2	96.4
47	26.1	15.2	22.8#

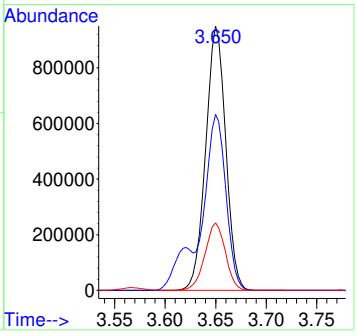

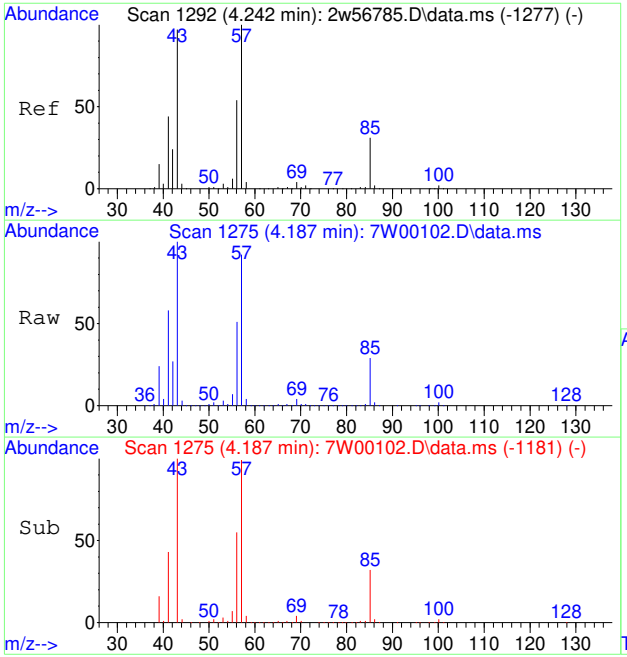

#47
2,4-DIMETHYLPENTANE
Concen: 39.72 PPBV
RT: 4.187 min Scan# 1275
Delta R.T. 0.003 min
Lab File: 7W00102.D
Acq: 30 Nov 2022 4:26 pm

Tgt Ion: 57 Resp: 1075332

Ion	Ratio	Lower	Upper
57	100		
56	55.3	43.9	65.9
85	32.2	25.0	37.6

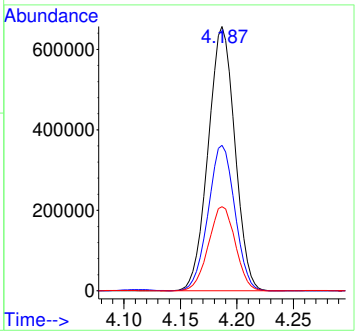

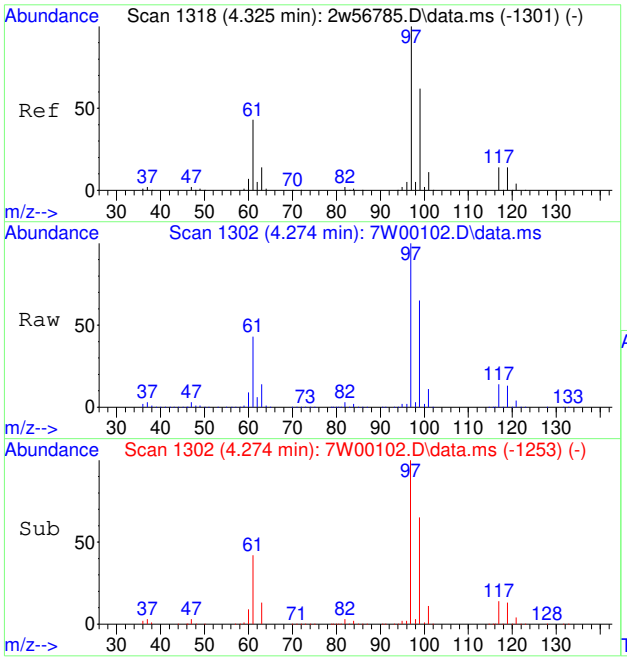

#48
1,1,1-TRICHLOROETHANE
Concen: 53.13 PPBV
RT: 4.274 min Scan# 1302
Delta R.T. 0.006 min
Lab File: 7W00102.D
Acq: 30 Nov 2022 4:26 pm

Tgt Ion: 97 Resp: 1379989

Ion	Ratio	Lower	Upper
97	100		
99	64.3	50.8	76.2
61	43.1	34.8	52.2

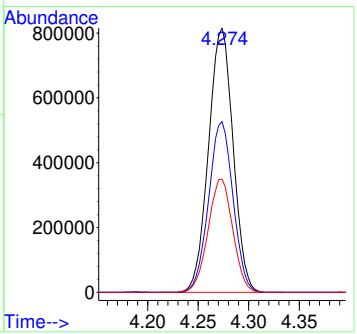

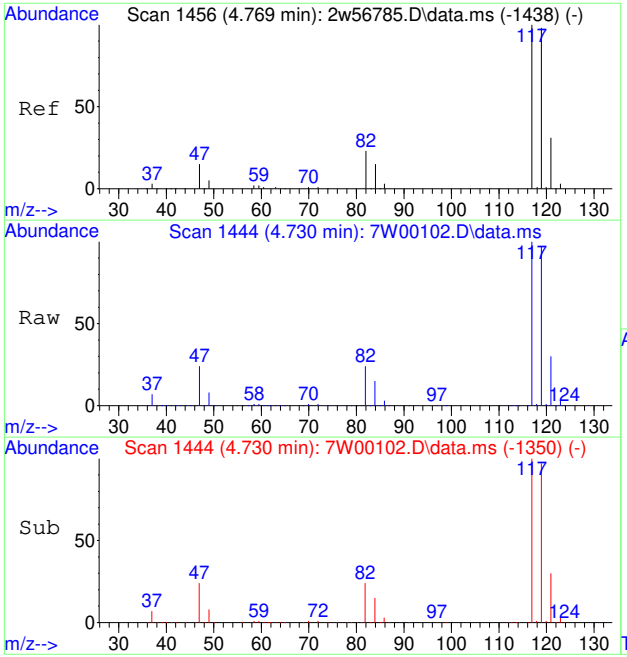

#49
CARBON TETRACHLORIDE
Concen: 55.19 PPBV
RT: 4.730 min Scan# 1444
Delta R.T. 0.003 min
Lab File: 7W00102.D
Acq: 30 Nov 2022 4:26 pm

Tgt Ion:117 Resp: 1553635

Ion	Ratio	Lower	Upper
117	100		
119	95.6	77.5	116.3
121	30.4	24.9	37.3

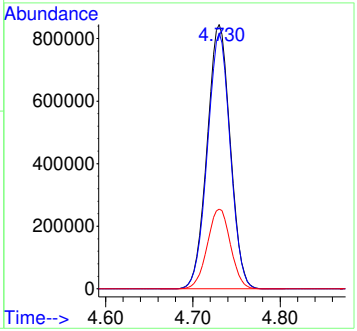

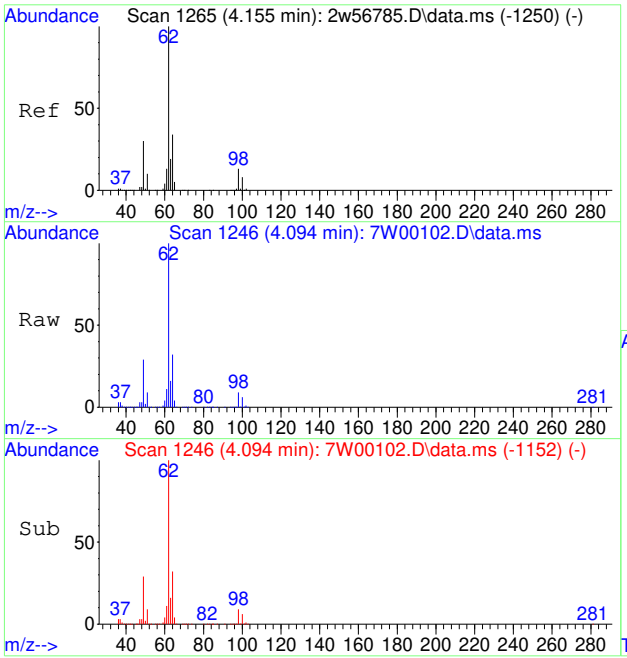

#50
1,2-DICHLOROETHANE
Concen: 43.41 PPBV
RT: 4.094 min Scan# 1246
Delta R.T. 0.003 min
Lab File: 7W00102.D
Acq: 30 Nov 2022 4:26 pm

Tgt Ion: 62 Resp: 843498

Ion	Ratio	Lower	Upper
62	100		
64	32.4	26.6	40.0
98	9.5	10.1	15.1#

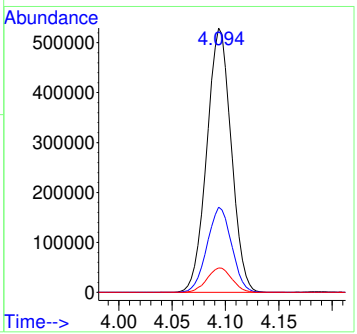

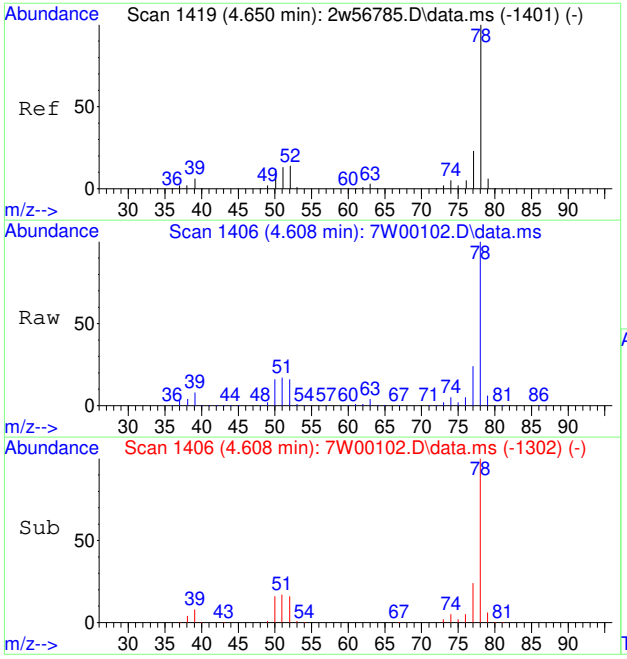

#51
BENZENE
Concen: 49.45 PPBV
RT: 4.608 min Scan# 1406
Delta R.T. 0.003 min
Lab File: 7W00102.D
Acq: 30 Nov 2022 4:26 pm

Tgt Ion: 78 Resp: 1881282

Ion	Ratio	Lower	Upper
78	100		
52	15.3	0.0	34.0
51	16.9	0.0	33.5

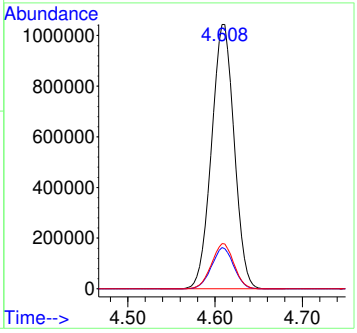

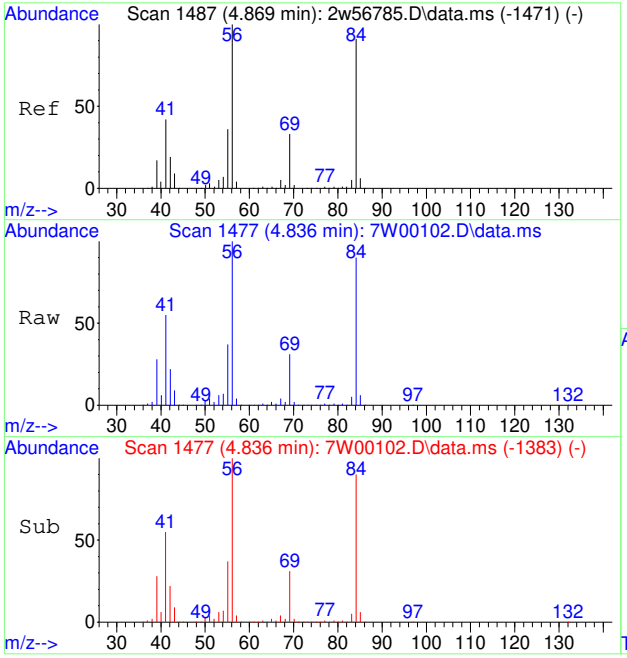

#53
CYCLOHEXANE
Concen: 59.51 PPBV
RT: 4.836 min Scan# 1477
Delta R.T. 0.003 min
Lab File: 7W00102.D
Acq: 30 Nov 2022 4:26 pm

Tgt Ion: 84 Resp: 820631

Ion	Ratio	Lower	Upper
84	100		
69	34.1	28.2	42.2
56	110.4	88.1	132.1

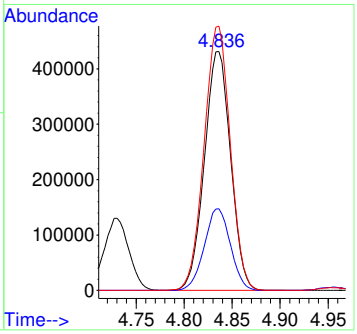

7.7.31

7

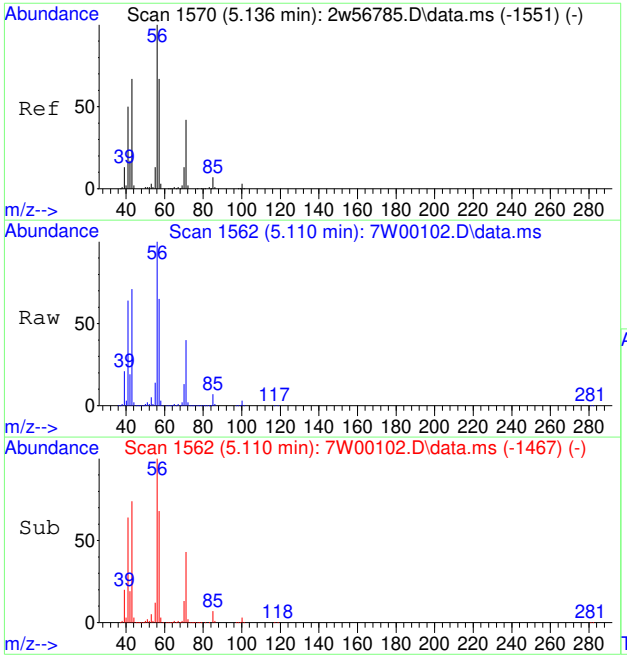

#54
2,3-DIMETHYLPENTANE
Concen: 56.08 PPBV
RT: 5.110 min Scan# 1562
Delta R.T. 0.006 min
Lab File: 7W00102.D
Acq: 30 Nov 2022 4:26 pm

Tgt Ion: 71 Resp: 426528

Ion	Ratio	Lower	Upper
71	100		
56	249.7	188.6	283.0
85	17.7	13.4	20.0

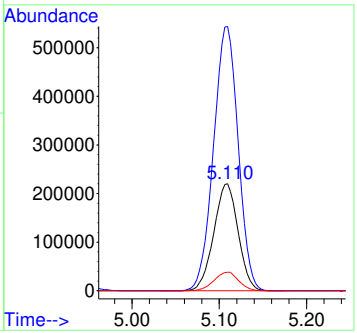

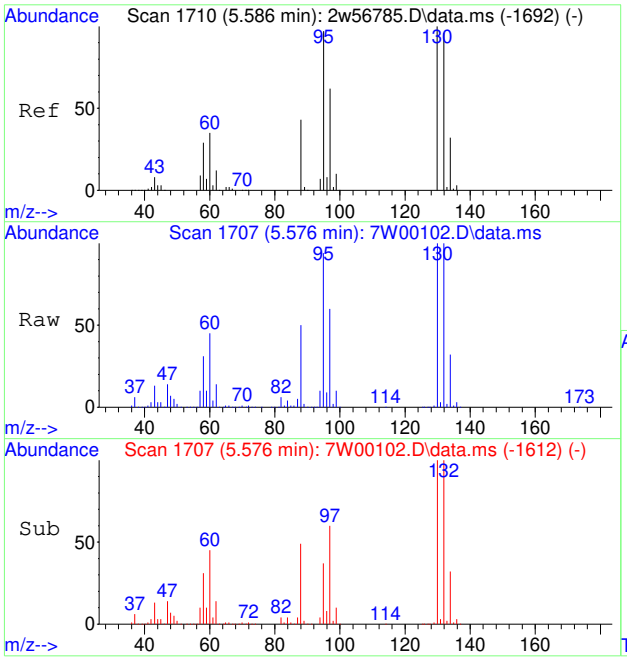

#55
TRICHLOROETHENE
Concen: 53.04 PPBV
RT: 5.576 min Scan# 1707
Delta R.T. 0.006 min
Lab File: 7W00102.D
Acq: 30 Nov 2022 4:26 pm

Tgt Ion: 95 Resp: 887989

Ion	Ratio	Lower	Upper
95	100		
130	106.5	83.2	124.8
132	105.5	79.8	119.6
97	64.6	51.3	76.9

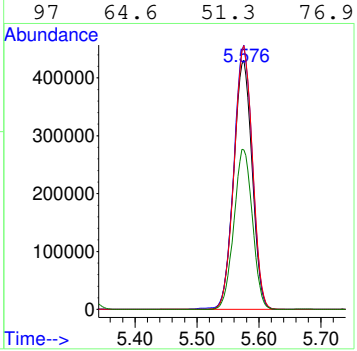

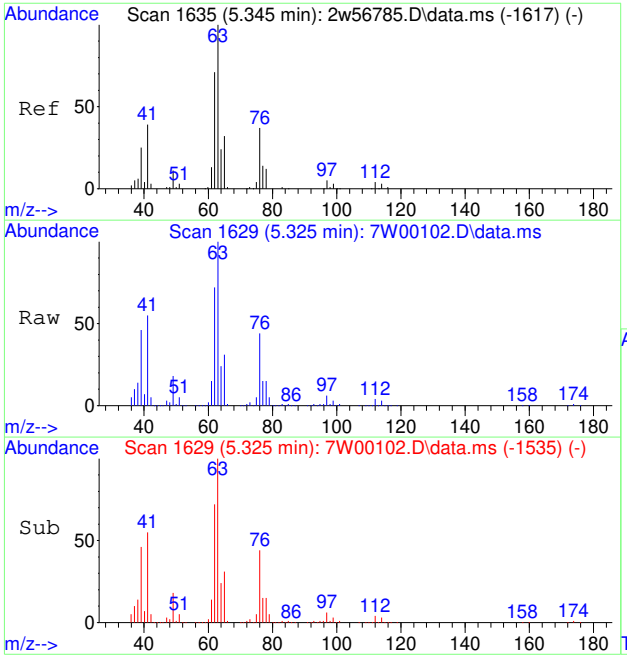

#56
1,2-DICHLOROPROPANE
Concen: 51.01 PPBV
RT: 5.325 min Scan# 1629
Delta R.T. 0.003 min
Lab File: 7W00102.D
Acq: 30 Nov 2022 4:26 pm

Tgt Ion: 63 Resp: 688431

Ion	Ratio	Lower	Upper
63	100		
65	30.8	25.0	37.6
76	44.1	29.3	43.9#

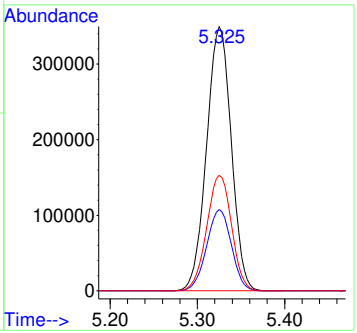

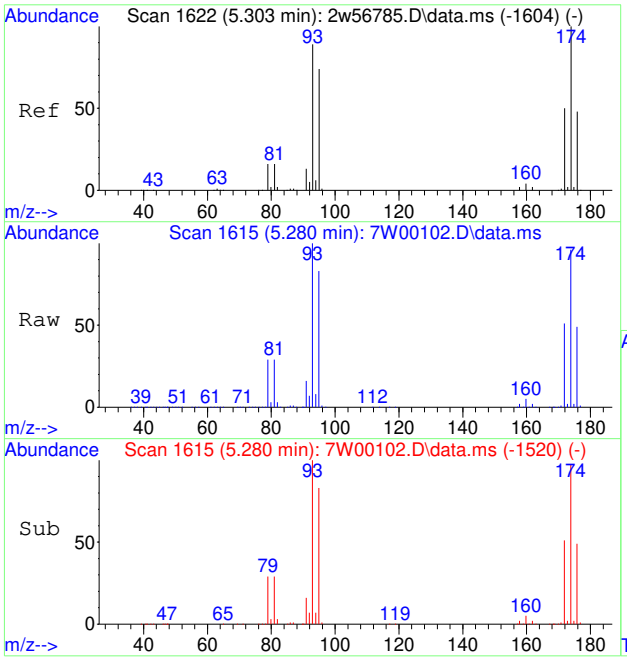

#57
DIBROMOMETHANE
Concen: 54.51 PPBV
RT: 5.280 min Scan# 1615
Delta R.T. 0.006 min
Lab File: 7W00102.D
Acq: 30 Nov 2022 4:26 pm

Tgt Ion:174 Resp: 823777

Ion	Ratio	Lower	Upper
174	100		
93	103.3	71.9	107.9
95	85.4	60.4	90.6
172	52.4	41.0	61.6

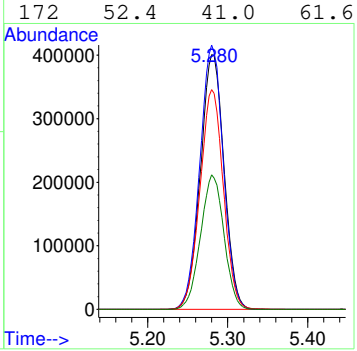

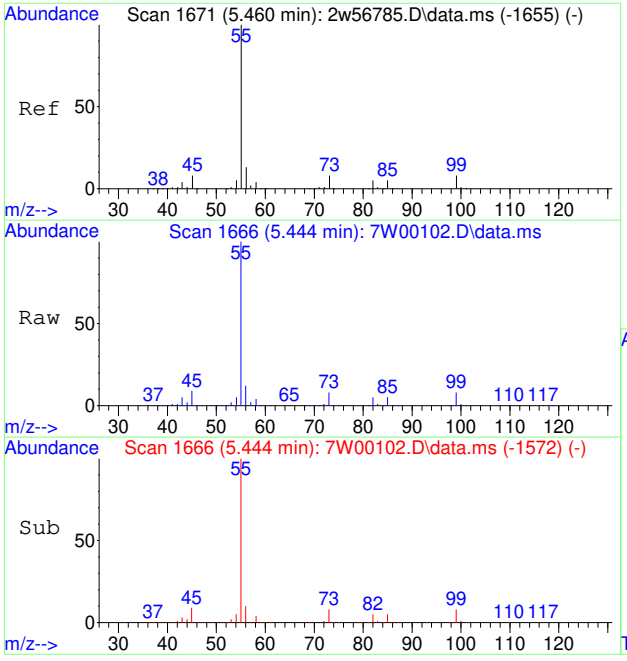

#58
ETHYL ACRYLATE
Concen: 51.48 PPBV
RT: 5.444 min Scan# 1666
Delta R.T. 0.003 min
Lab File: 7W00102.D
Acq: 30 Nov 2022 4:26 pm

Tgt Ion: 55 Resp: 1457930

Ion	Ratio	Lower	Upper
55	100		
56	12.3	10.0	15.0
45	8.9	6.8	10.2
99	8.2	6.6	9.8

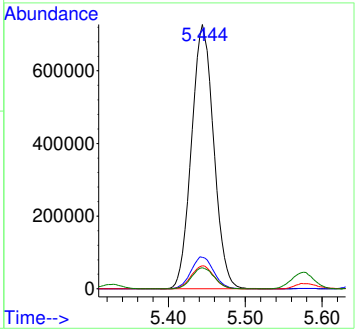

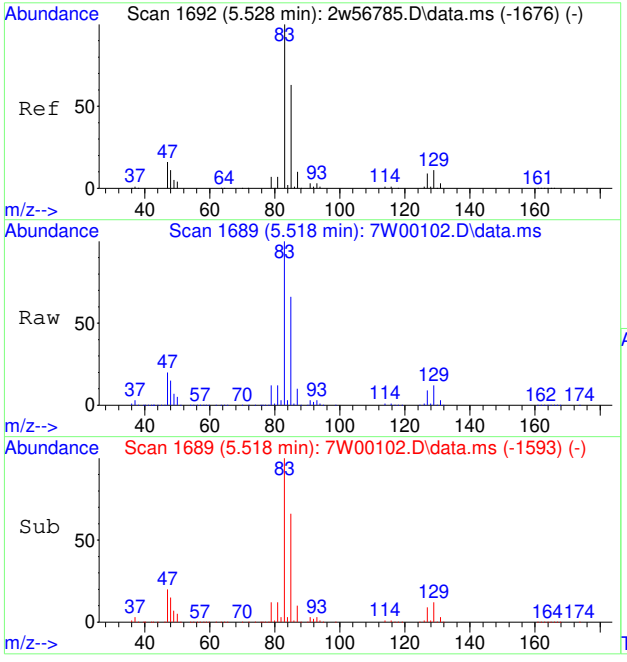

#59
BROMODICHLOROMETHANE
Concen: 58.50 PPBV
RT: 5.518 min Scan# 1689
Delta R.T. 0.010 min
Lab File: 7W00102.D
Acq: 30 Nov 2022 4:26 pm

Tgt Ion: 83 Resp: 1486465

Ion	Ratio	Lower	Upper
83	100		
85	66.5	51.8	77.8

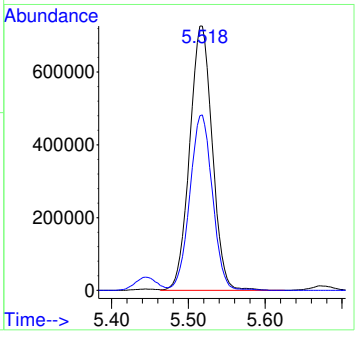

7.7.31

7

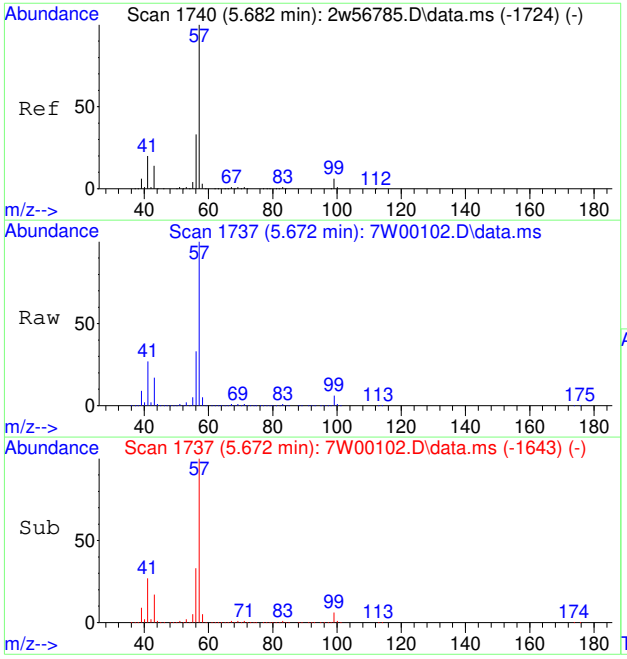

#60
2,2,4-TRIMETHYLPENTANE
Concen: 48.45 PPBV
RT: 5.672 min Scan# 1737
Delta R.T. 0.003 min
Lab File: 7W00102.D
Acq: 30 Nov 2022 4:26 pm

Tgt Ion: 57 Resp: 2903678

Ion	Ratio	Lower	Upper
57	100		
56	33.0	26.3	39.5
99	6.4	5.0	7.6

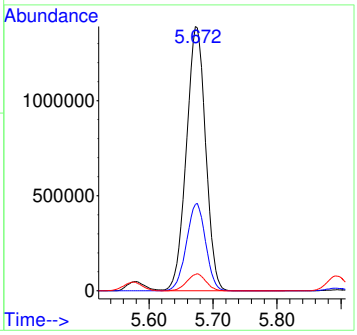

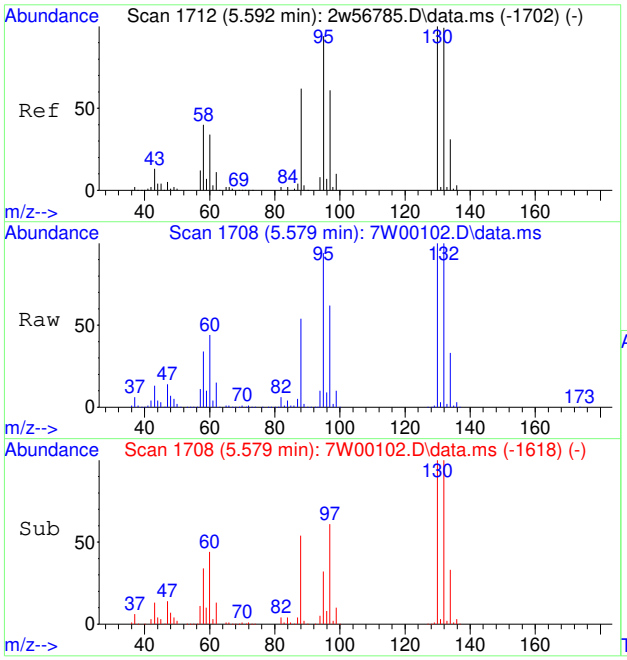

#61
1,4-DIOXANE
Concen: 58.29 PPBV
RT: 5.579 min Scan# 1708
Delta R.T. -0.010 min
Lab File: 7W00102.D
Acq: 30 Nov 2022 4:26 pm

Tgt Ion: 88 Resp: 468774

Ion	Ratio	Lower	Upper
88	100		
57	20.5	15.0	22.4
58	62.0	50.1	75.1
43	24.3	15.4	23.0#

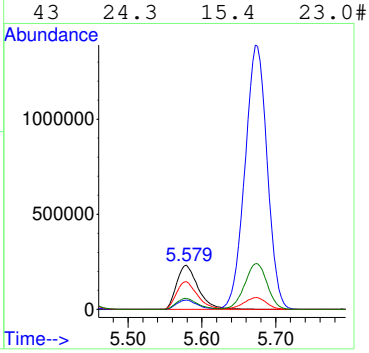

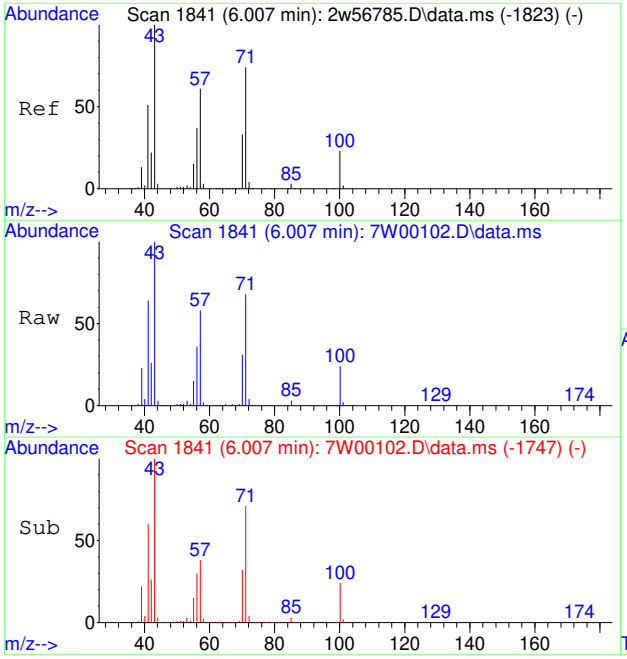

#62
HEPTANE
Concen: 46.23 PPBV
RT: 6.007 min Scan# 1841
Delta R.T. 0.003 min
Lab File: 7W00102.D
Acq: 30 Nov 2022 4:26 pm

Tgt Ion: 43 Resp: 1005807

Ion	Ratio	Lower	Upper
43	100		
71	68.1	60.6	90.8
57	58.4	50.2	75.4

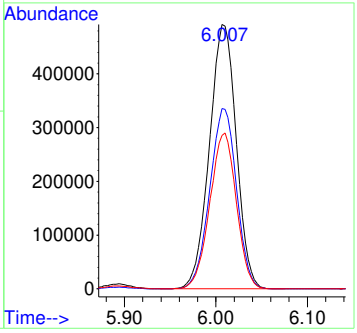

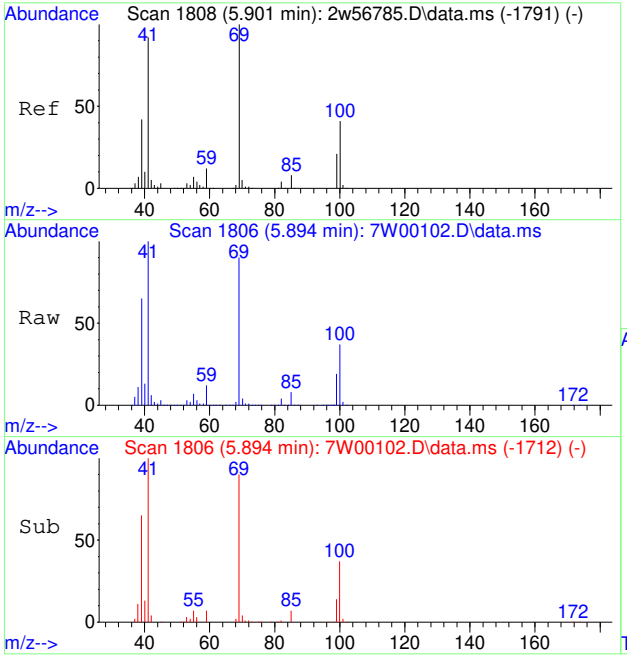

#63
METHYL METHACRYLATE
Concen: 59.72 PPBV
RT: 5.894 min Scan# 1806
Delta R.T. 0.003 min
Lab File: 7W00102.D
Acq: 30 Nov 2022 4:26 pm

Tgt Ion: 69 Resp: 744136

Ion	Ratio	Lower	Upper
69	100		
41	113.5	74.2	111.4#
100	40.7	32.2	48.4

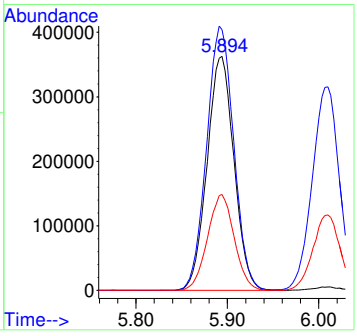

7.7.31

7

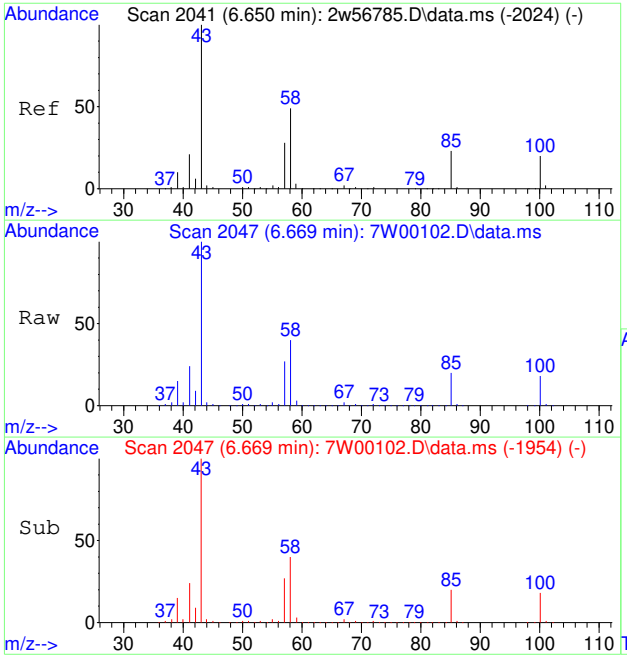

#64
METHYL ISOBUTYL KETONE
Concen: 51.40 PPBV
RT: 6.669 min Scan# 2047
Delta R.T. -0.000 min
Lab File: 7W00102.D
Acq: 30 Nov 2022 4:26 pm

Tgt Ion: 58 Resp: 590968

Ion	Ratio	Lower	Upper
58	100		
43	244.7	168.2	252.4
100	43.6	33.6	50.4
85	47.6	36.7	55.1

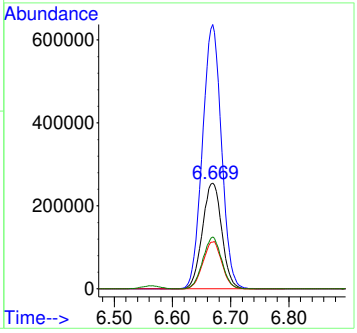

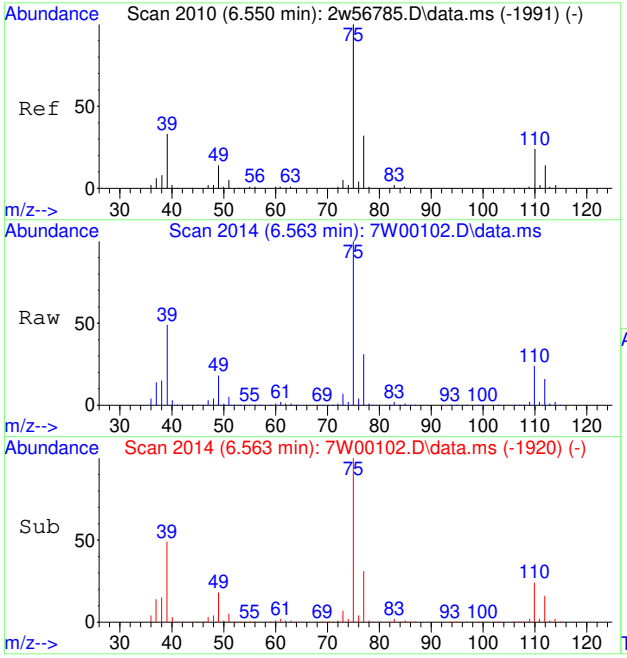

#65
CIS-1,3-DICHLOROPROPENE
Concen: 65.84 PPBV
RT: 6.563 min Scan# 2014
Delta R.T. 0.003 min
Lab File: 7W00102.D
Acq: 30 Nov 2022 4:26 pm

Tgt Ion: 75 Resp: 1174328

Ion	Ratio	Lower	Upper
75	100		
77	31.6	25.5	38.3
39	48.7	26.2	39.4#

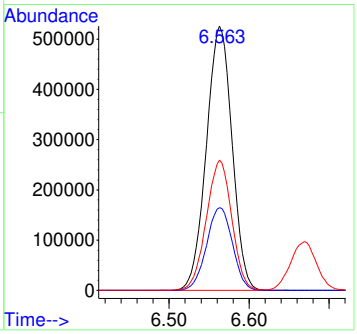

7.7.31

7

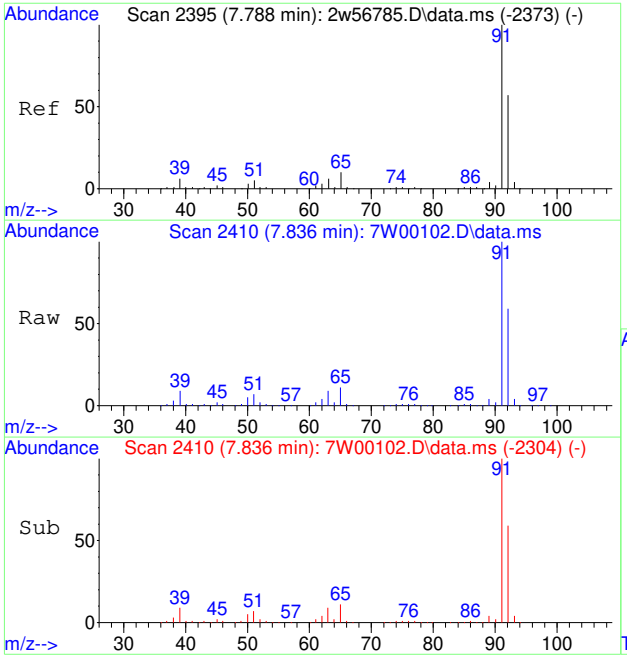

#66
TOLUENE
Concen: 58.91 PPBV
RT: 7.836 min Scan# 2410
Delta R.T. 0.010 min
Lab File: 7W00102.D
Acq: 30 Nov 2022 4:26 pm

Tgt Ion: 91 Resp: 2477467

Ion	Ratio	Lower	Upper
91	100		
92	58.7	38.9	78.9

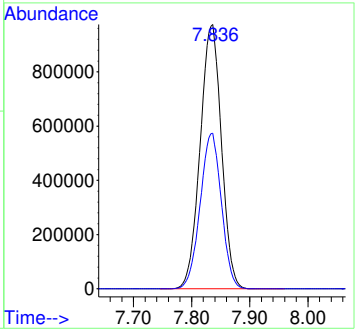

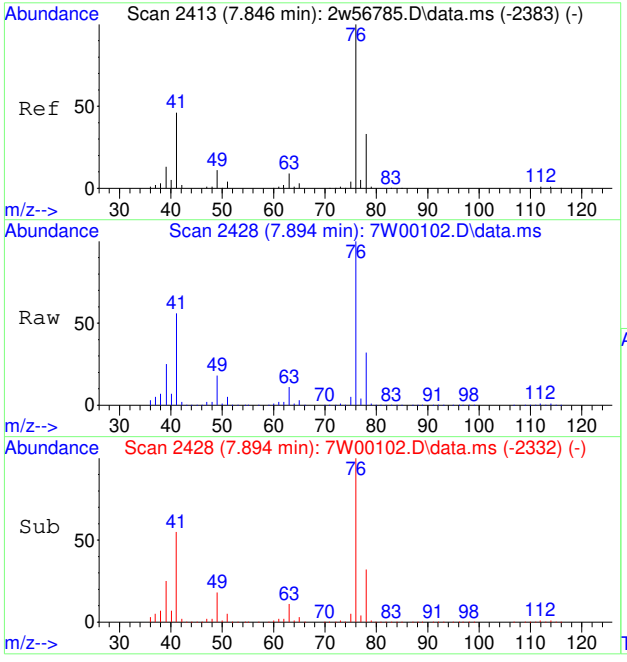

#67
1,3-DICHLOROPROPANE
Concen: 58.05 PPBV
RT: 7.894 min Scan# 2428
Delta R.T. 0.010 min
Lab File: 7W00102.D
Acq: 30 Nov 2022 4:26 pm

Tgt Ion: 76 Resp: 1205604

Ion	Ratio	Lower	Upper
76	100		
78	32.3	26.0	39.0
63	10.5	7.5	11.3

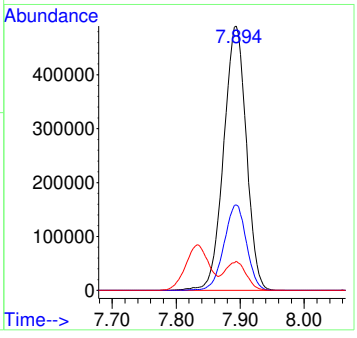

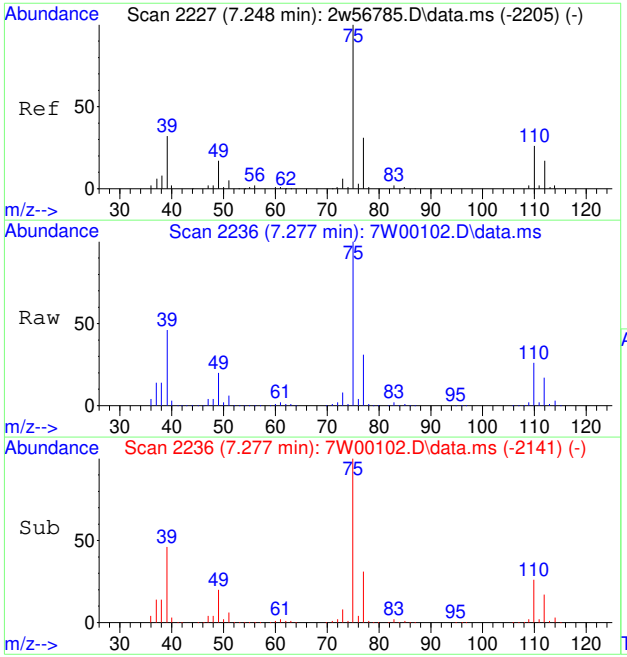

#68
TRANS-1,3-DICHLOROPROPENE
Concen: 72.05 PPBV
RT: 7.277 min Scan# 2236
Delta R.T. 0.006 min
Lab File: 7W00102.D
Acq: 30 Nov 2022 4:26 pm

Tgt Ion: 75 Resp: 1131027

Ion	Ratio	Lower	Upper
75	100		
77	31.5	25.8	38.6
39	46.0	26.2	39.4#

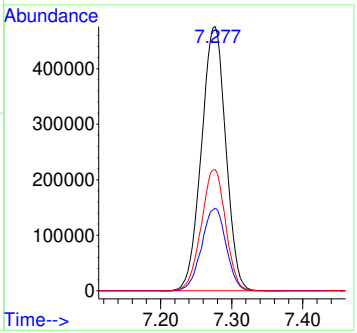

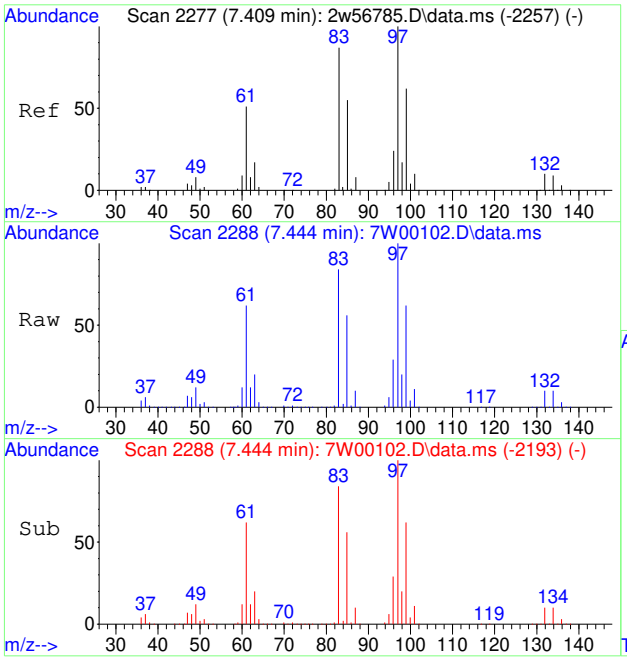

#69
1,1,2-TRICHLOROETHANE
Concen: 57.95 PPBV
RT: 7.444 min Scan# 2288
Delta R.T. 0.006 min
Lab File: 7W00102.D
Acq: 30 Nov 2022 4:26 pm

Tgt Ion: 83 Resp: 716427

Ion	Ratio	Lower	Upper
83	100		
97	118.8	93.1	139.7
85	67.0	51.0	76.6

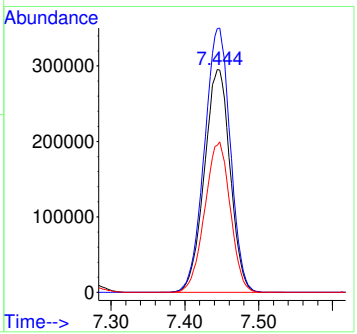

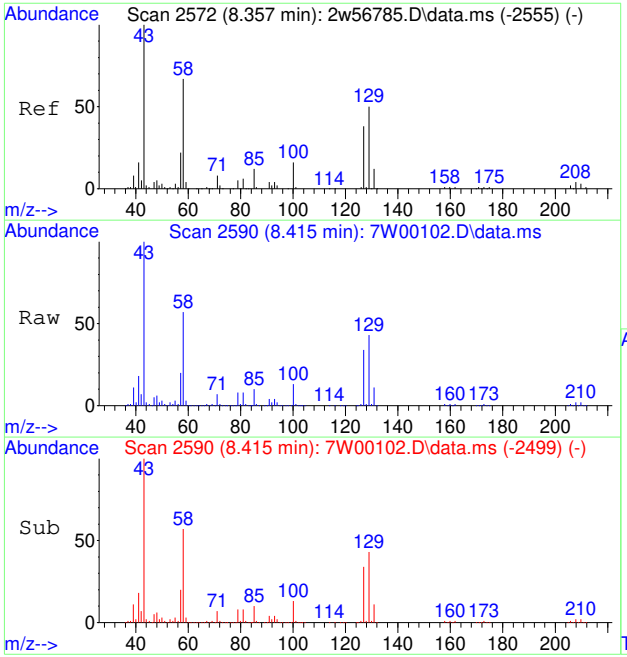

#70
2-HEXANONE
Concen: 53.23 PPBV
RT: 8.415 min Scan# 2590
Delta R.T. -0.007 min
Lab File: 7W00102.D
Acq: 30 Nov 2022 4:26 pm

Tgt Ion: 58 Resp: 824314

Ion	Ratio	Lower	Upper
58	100		
43	175.1	120.6	181.0
100	24.2	19.3	28.9

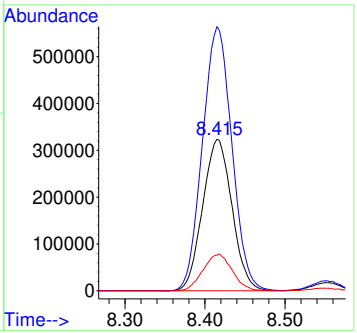

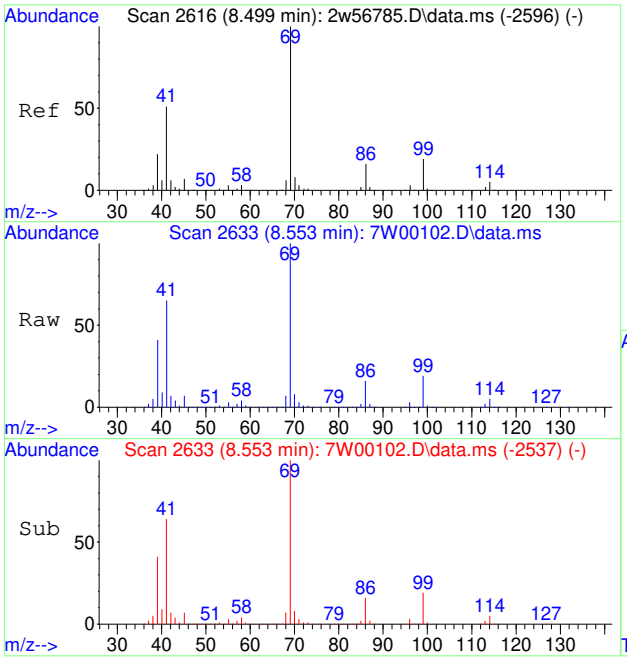

#71
ETHYL METHACRYLATE
Concen: 59.05 PPBV
RT: 8.553 min Scan# 2633
Delta R.T. 0.010 min
Lab File: 7W00102.D
Acq: 30 Nov 2022 4:26 pm

Tgt Ion: 69 Resp: 1247655

Ion	Ratio	Lower	Upper
69	100		
41	64.2	41.3	61.9#
86	16.6	12.9	19.3
99	19.3	14.5	21.7

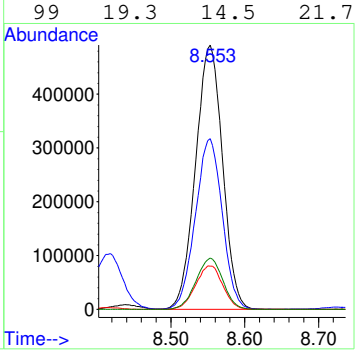

7.7.31

7

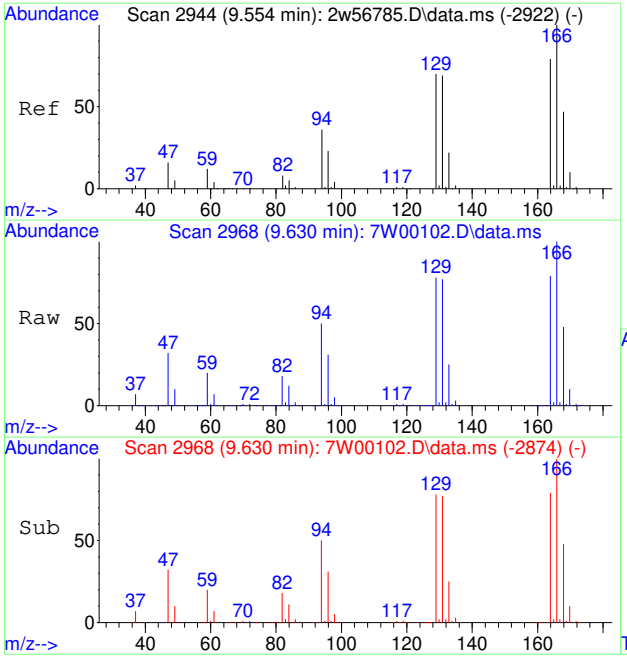

#72
TETRACHLOROETHENE
Concen: 56.87 PPBV
RT: 9.630 min Scan# 2968
Delta R.T. 0.003 min
Lab File: 7W00102.D
Acq: 30 Nov 2022 4:26 pm

Tgt Ion:164 Resp: 954518

Ion	Ratio	Lower	Upper
164	100		
129	98.2	72.0	108.0
168	60.5	48.6	72.8
131	98.0	69.0	103.6

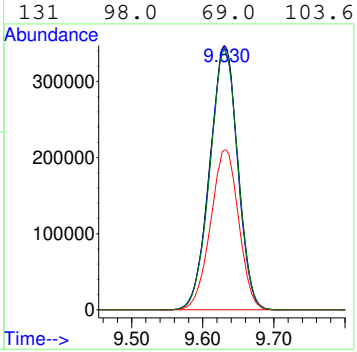

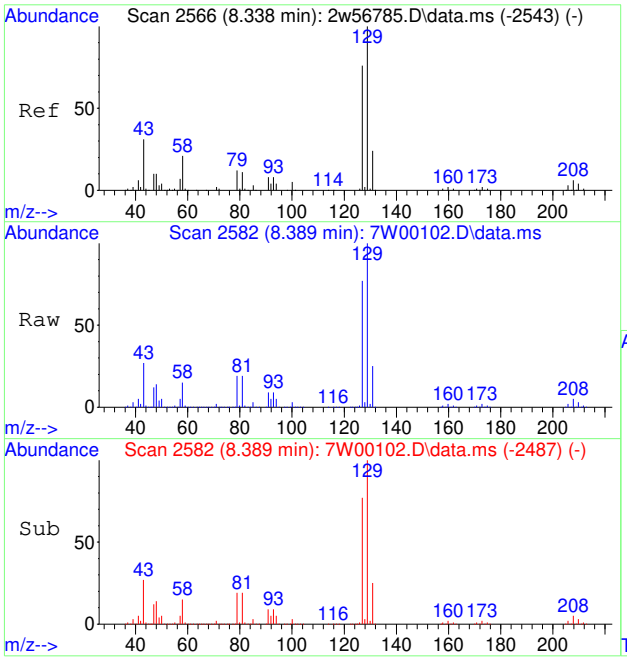

#73
DIBROMOCHLOROMETHANE
Concen: 65.11 PPBV
RT: 8.389 min Scan# 2582
Delta R.T. 0.006 min
Lab File: 7W00102.D
Acq: 30 Nov 2022 4:26 pm

Tgt Ion:129 Resp: 1693812

Ion	Ratio	Lower	Upper
129	100		
127	77.7	61.4	92.0
131	24.9	19.3	28.9

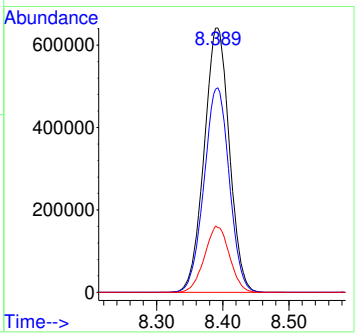

7.7.31

7

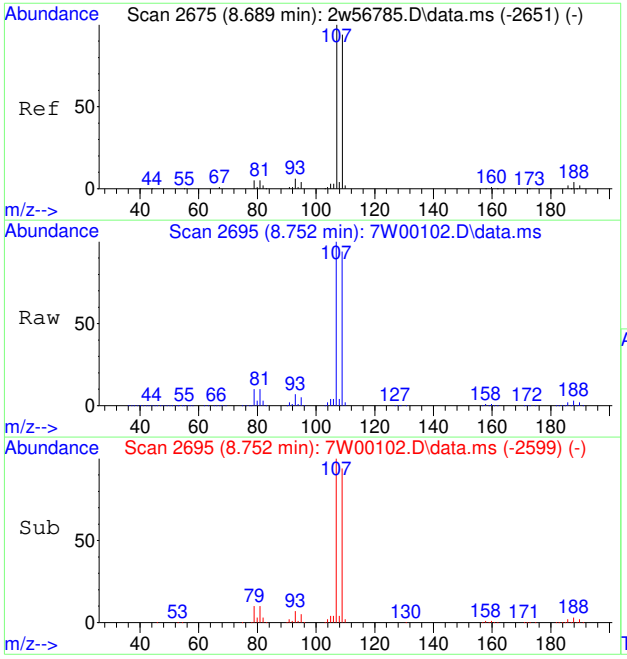

#74
1,2-DIBROMOETHANE
Concen: 62.58 PPBV
RT: 8.752 min Scan# 2695
Delta R.T. 0.010 min
Lab File: 7W00102.D
Acq: 30 Nov 2022 4:26 pm

Tgt Ion:107 Resp: 1421919

Ion	Ratio	Lower	Upper
107	100		
109	94.5	75.8	113.6
188	3.5	3.1	4.7

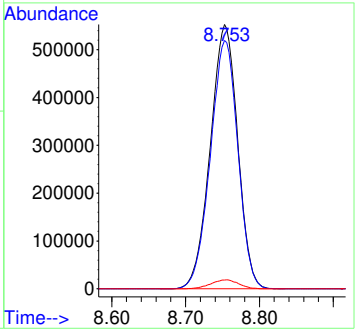

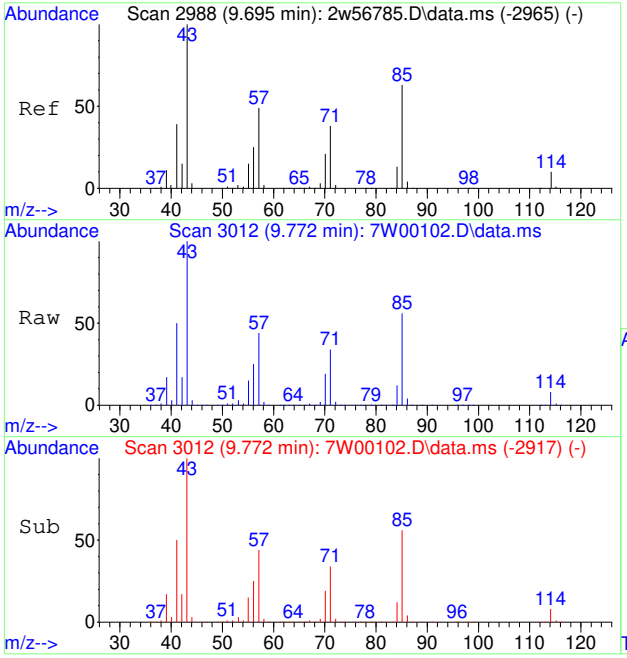

#75
OCTANE
Concen: 48.21 PPBV
RT: 9.772 min Scan# 3012
Delta R.T. 0.006 min
Lab File: 7W00102.D
Acq: 30 Nov 2022 4:26 pm

Tgt Ion: 43 Resp: 1436648

Ion	Ratio	Lower	Upper
43	100		
85	56.4	49.8	74.8
57	44.2	38.8	58.2

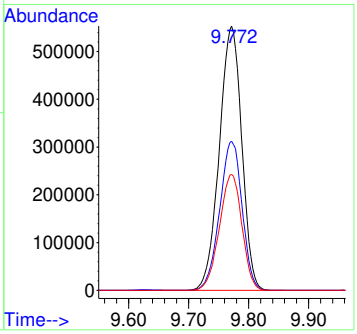

7.7.31

7

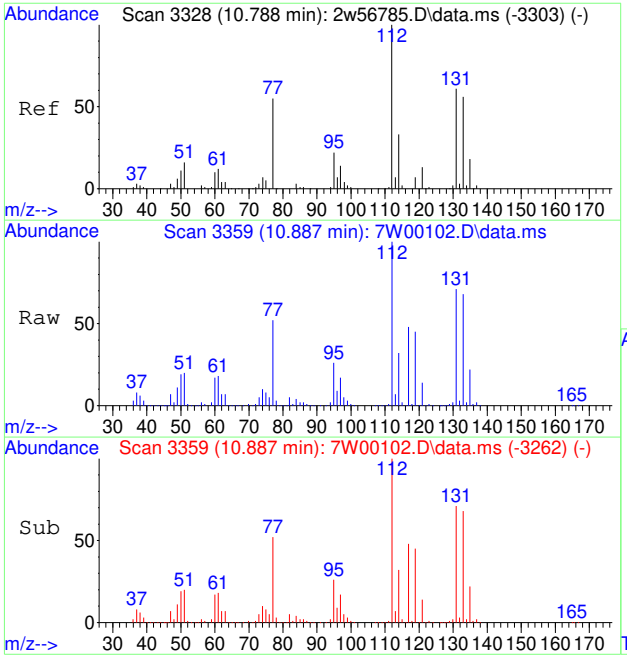

#77
1,1,1,2-TETRACHLOROETHANE
Concen: 60.06 PPBV
RT: 10.887 min Scan# 3359
Delta R.T. 0.013 min
Lab File: 7W00102.D
Acq: 30 Nov 2022 4:26 pm

Tgt Ion:131 Resp: 1201184

Ion	Ratio	Lower	Upper
131	100		
95	36.3	28.6	43.0

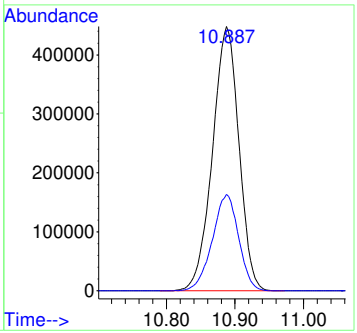

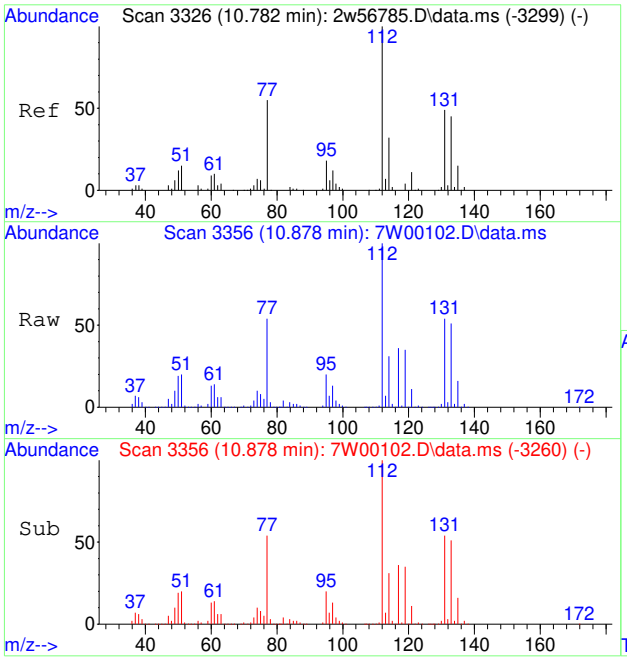

#78
CHLOROBENZENE
Concen: 59.18 PPBV
RT: 10.878 min Scan# 3356
Delta R.T. 0.010 min
Lab File: 7W00102.D
Acq: 30 Nov 2022 4:26 pm

Tgt Ion:112 Resp: 2123859

Ion	Ratio	Lower	Upper
112	100		
114	32.0	25.5	38.3
77	54.5	45.2	67.8

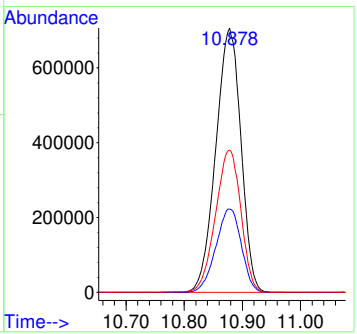

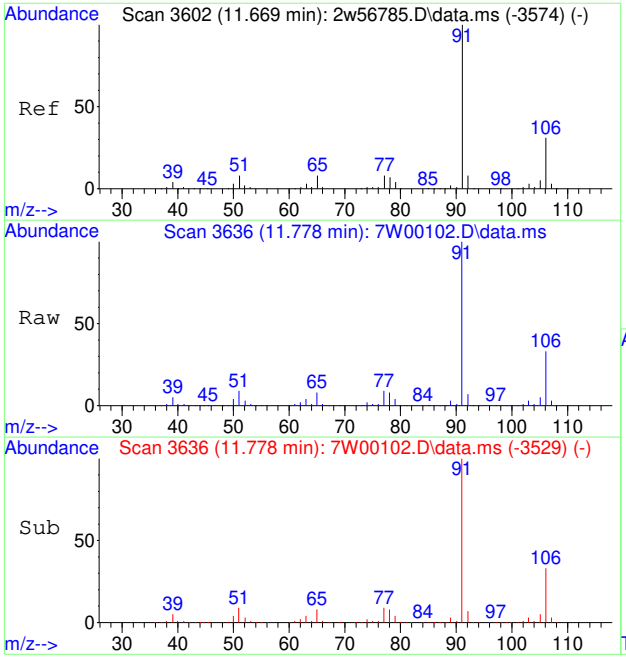

#79
ETHYLBENZENE
Concen: 58.80 PPBV
RT: 11.778 min Scan# 3636
Delta R.T. 0.013 min
Lab File: 7W00102.D
Acq: 30 Nov 2022 4:26 pm

Tgt Ion: 91 Resp: 3386586

Ion	Ratio	Lower	Upper
91	100		
106	32.2	11.7	51.7

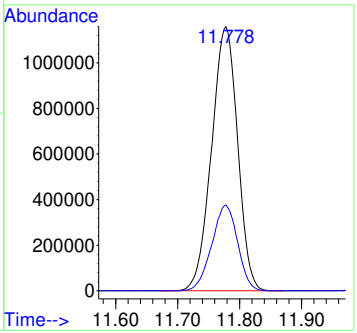

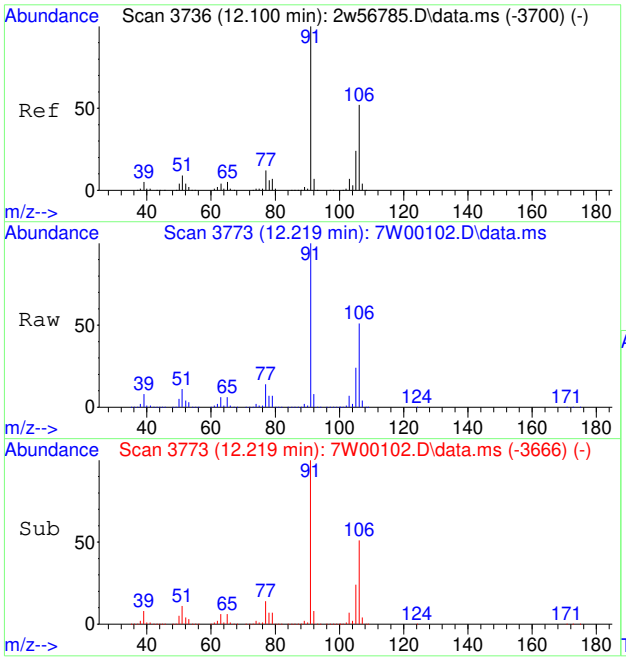

#80
M,P-XYLENE
Concen: 119.67 PPBV
RT: 12.219 min Scan# 3773
Delta R.T. 0.013 min
Lab File: 7W00102.D
Acq: 30 Nov 2022 4:26 pm

Tgt Ion: 91 Resp: 5184051

Ion	Ratio	Lower	Upper
91	100		
106	25.1	31.5	71.5#
105	11.6	3.6	43.6

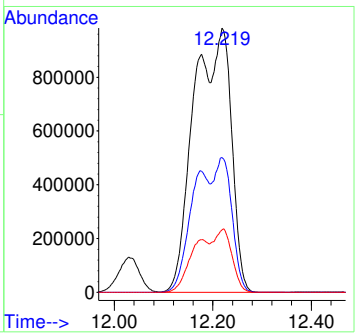

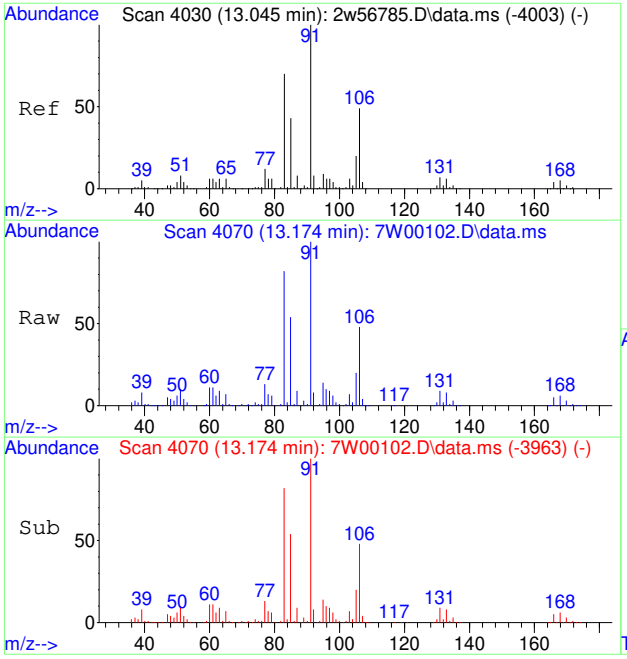

#81
O-XYLENE
Concen: 60.42 PPBV
RT: 13.174 min Scan# 4070
Delta R.T. 0.013 min
Lab File: 7W00102.D
Acq: 30 Nov 2022 4:26 pm

Tgt Ion: 91 Resp: 2679888

Ion	Ratio	Lower	Upper
91	100		
106	47.8	39.1	58.7
105	19.6	15.7	23.5

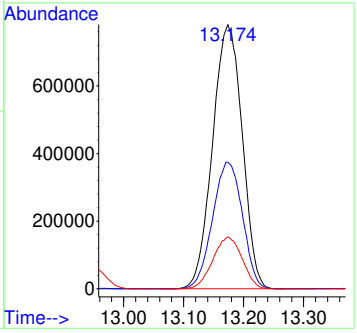

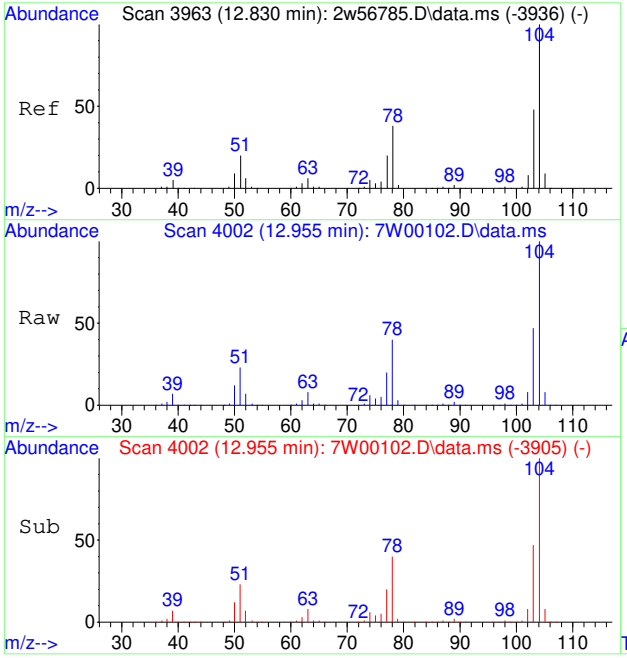

#82
STYRENE
Concen: 65.61 PPBV
RT: 12.955 min Scan# 4002
Delta R.T. 0.013 min
Lab File: 7W00102.D
Acq: 30 Nov 2022 4:26 pm

Tgt Ion:104 Resp: 2128305

Ion	Ratio	Lower	Upper
104	100		
78	40.2	30.7	46.1
103	47.8	37.8	56.6

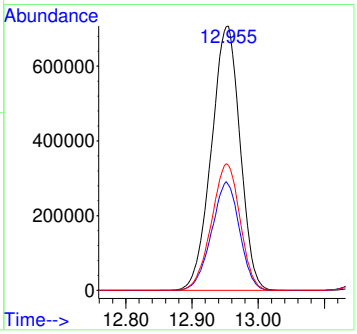

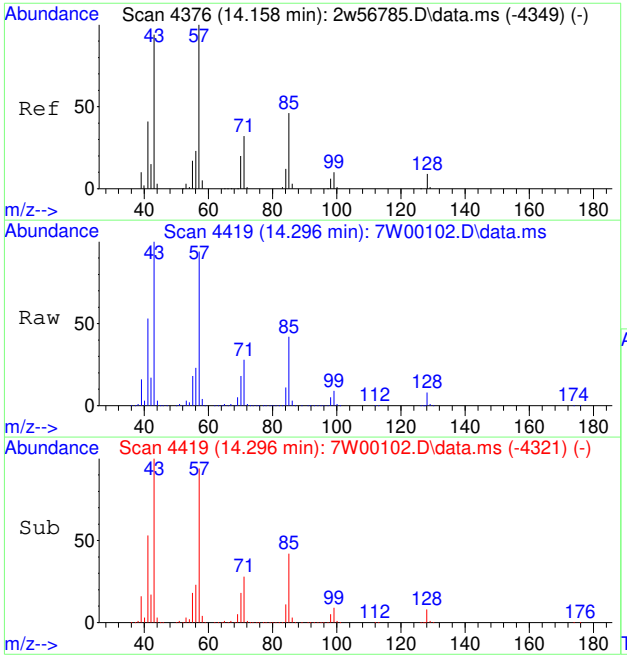

#83
NONANE
Concen: 47.86 PPBV
RT: 14.296 min Scan# 4419
Delta R.T. 0.016 min
Lab File: 7W00102.D
Acq: 30 Nov 2022 4:26 pm

Tgt Ion: 43 Resp: 1577060

Ion	Ratio	Lower	Upper
43	100		
85	41.1	37.8	56.6
57	94.0	87.0	130.4

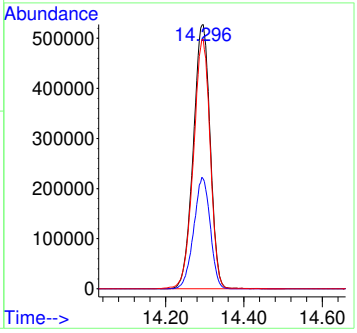

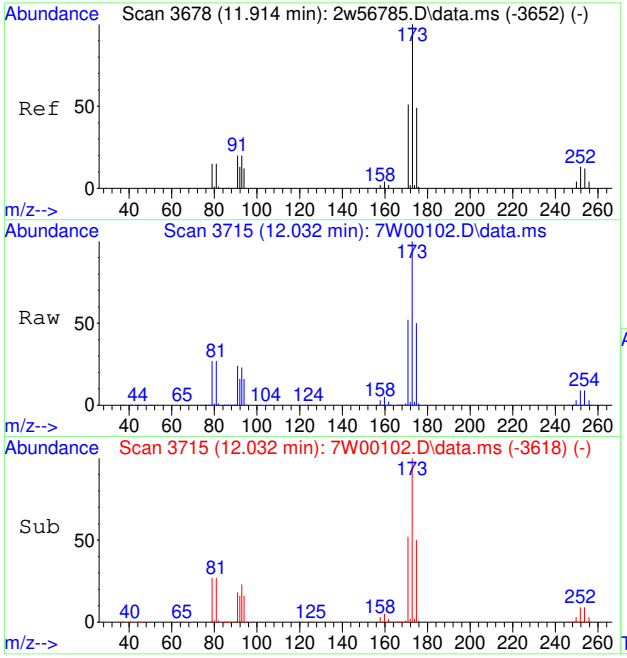

#84
BROMOFORM
Concen: 63.25 PPBV
RT: 12.032 min Scan# 3715
Delta R.T. 0.013 min
Lab File: 7W00102.D
Acq: 30 Nov 2022 4:26 pm

Tgt Ion:173 Resp: 1615867

Ion	Ratio	Lower	Upper
173	100		
175	50.1	39.0	58.6
254	8.7	10.1	15.1#

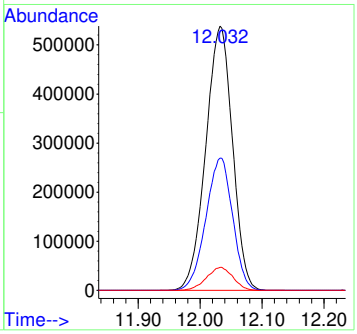

7.7.31

7

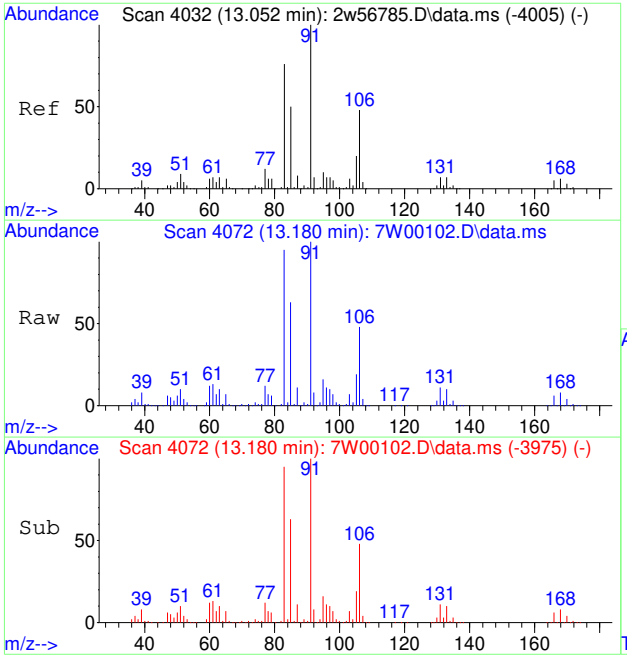

#85
1,1,2,2-TETRACHLOROETHANE
Concen: 68.61 PPBV
RT: 13.180 min Scan# 4072
Delta R.T. 0.013 min
Lab File: 7W00102.D
Acq: 30 Nov 2022 4:26 pm

Tgt Ion: 83 Resp: 2000785

Ion	Ratio	Lower	Upper
83	100		
85	67.0	51.6	77.4
131	11.0	7.8	11.8

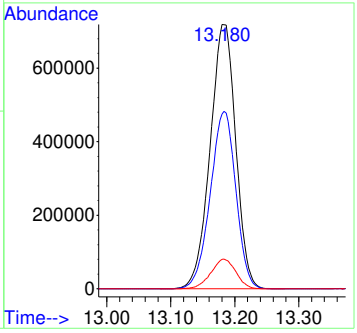

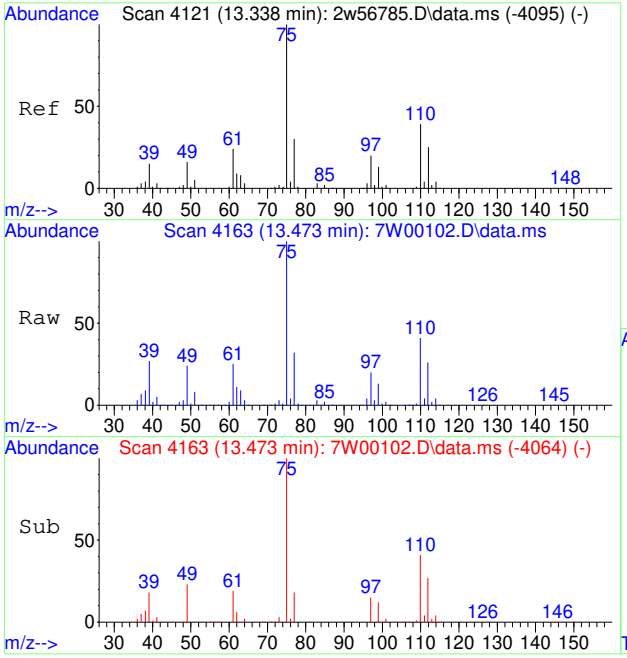

#86
1,2,3-TRICHLOROPROPANE
Concen: 59.90 PPBV
RT: 13.473 min Scan# 4163
Delta R.T. 0.019 min
Lab File: 7W00102.D
Acq: 30 Nov 2022 4:26 pm

Tgt Ion: 75 Resp: 1475508

Ion	Ratio	Lower	Upper
75	100		
100	0.7	0.4	0.6#

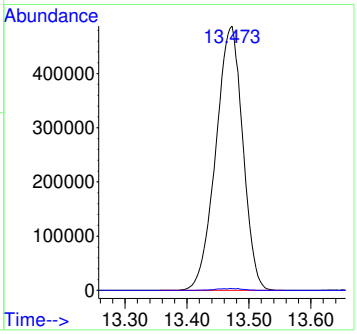

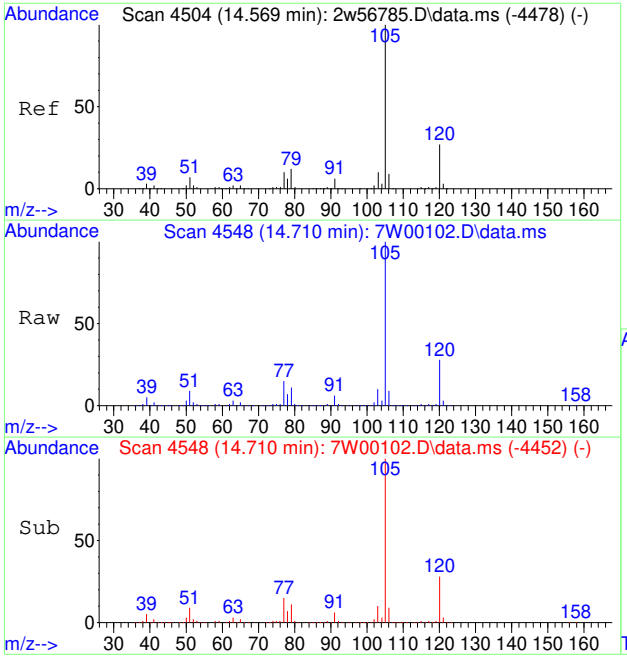

#88
ISOPROPYLBENZENE
Concen: 62.83 PPBV
RT: 14.710 min Scan# 4548
Delta R.T. 0.010 min
Lab File: 7W00102.D
Acq: 30 Nov 2022 4:26 pm

Tgt Ion:120 Resp: 1096584

Ion	Ratio	Lower	Upper
120	100		
77	54.7	41.6	62.4

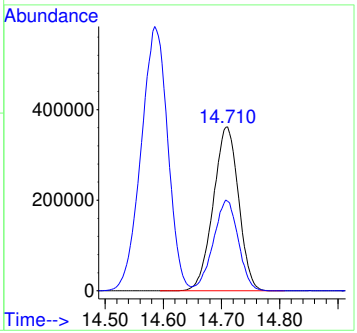

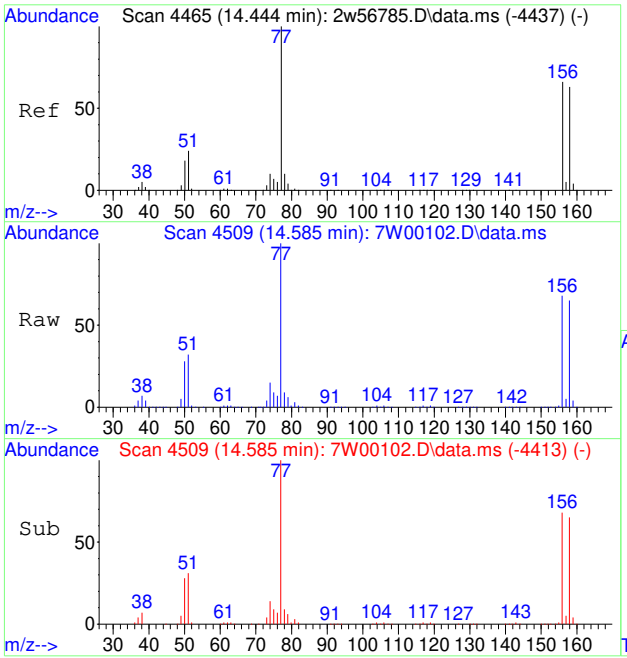

#89
BROMOBENZENE
Concen: 59.85 PPBV
RT: 14.585 min Scan# 4509
Delta R.T. 0.010 min
Lab File: 7W00102.D
Acq: 30 Nov 2022 4:26 pm

Tgt Ion: 77 Resp: 1863772

Ion	Ratio	Lower	Upper
77	100		
156	69.0	53.7	80.5
158	66.8	52.2	78.2

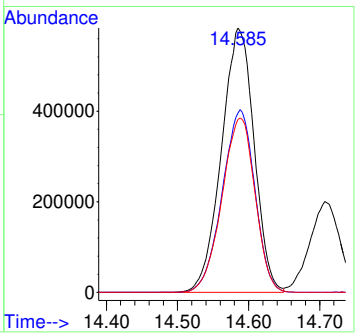

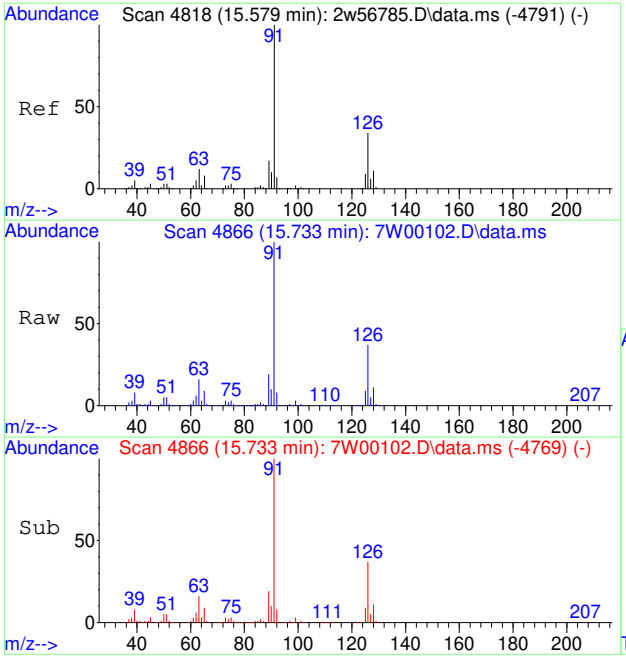

#90
2-CHLOROTOLUENE
Concen: 67.89 PPBV
RT: 15.733 min Scan# 4866
Delta R.T. 0.013 min
Lab File: 7W00102.D
Acq: 30 Nov 2022 4:26 pm

Tgt Ion:126 Resp: 1012851

Ion	Ratio	Lower	Upper
126	100		
128	31.9	26.1	39.1

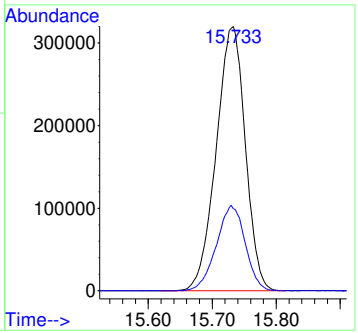

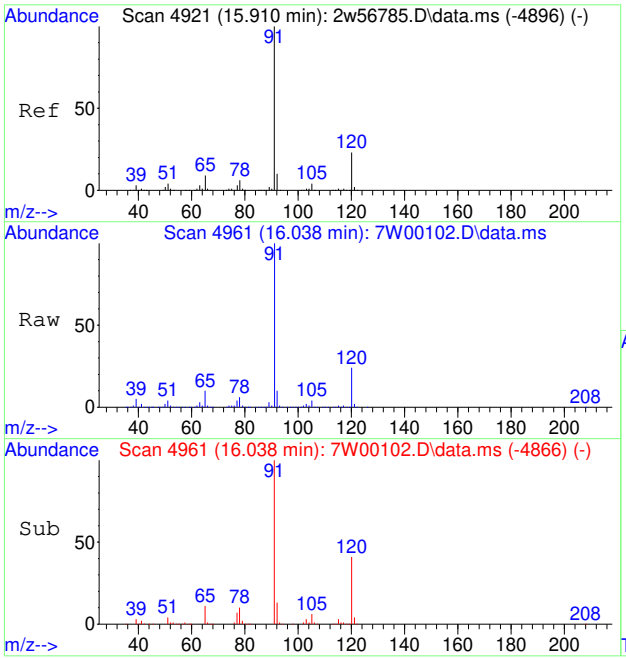

#91
N-PROPYLBENZENE
Concen: 68.26 PPBV
RT: 16.038 min Scan# 4961
Delta R.T. 0.006 min
Lab File: 7W00102.D
Acq: 30 Nov 2022 4:26 pm

Tgt Ion:120 Resp: 1174555

Ion	Ratio	Lower	Upper
120	100		
105	15.4	13.0	19.4

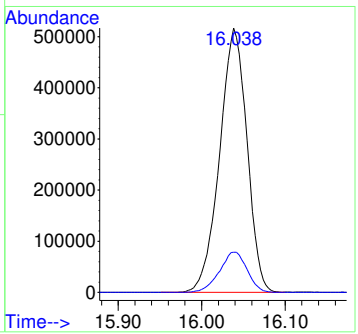

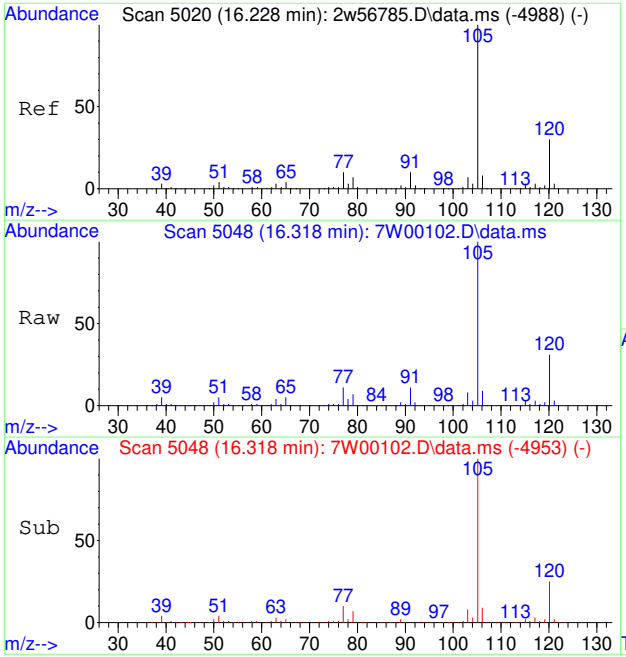

#92
4-ETHYLTOLUENE
Concen: 67.39 PPBV
RT: 16.318 min Scan# 5048
Delta R.T. 0.006 min
Lab File: 7W00102.D
Acq: 30 Nov 2022 4:26 pm

Tgt Ion:105 Resp: 4251598

Ion	Ratio	Lower	Upper
105	100		
120	30.9	23.7	35.5
119	2.3	1.9	2.9

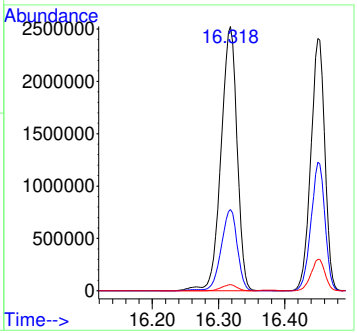

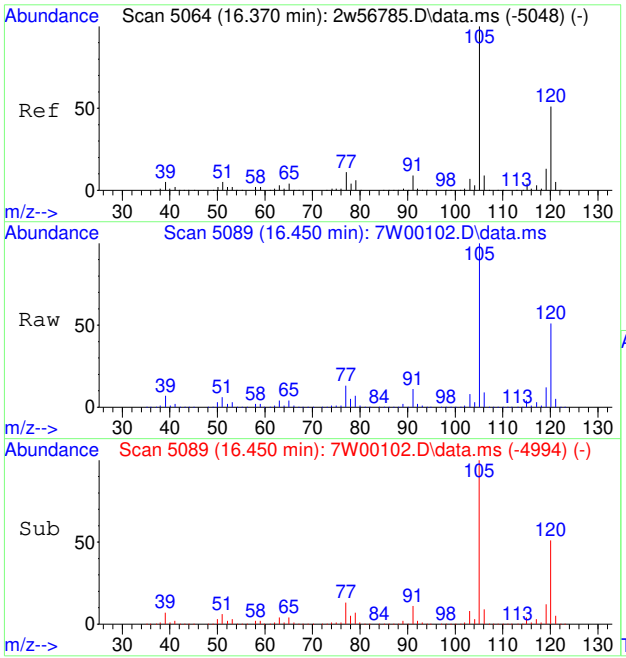

#93
1,3,5-TRIMETHYLBENZENE
Concen: 67.07 PPBV
RT: 16.450 min Scan# 5089
Delta R.T. 0.006 min
Lab File: 7W00102.D
Acq: 30 Nov 2022 4:26 pm

Tgt Ion:105 Resp: 3537841

Ion	Ratio	Lower	Upper
105	100		
120	50.7	40.4	60.6
91	10.6	7.4	11.2

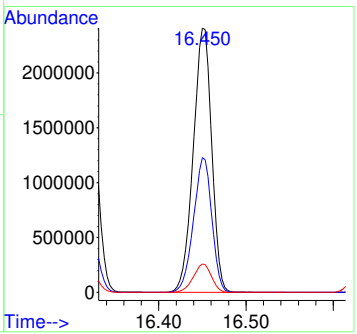

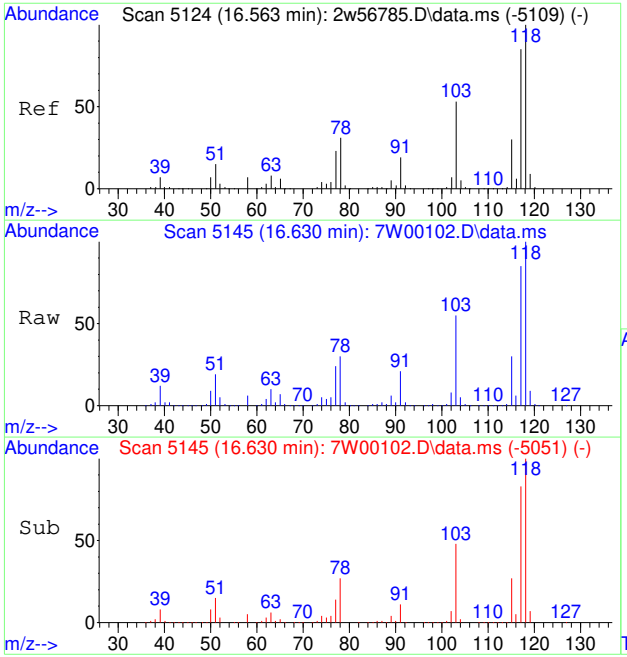

#94
ALPHA-METHYLSTYRENE
Concen: 73.97 PPBV
RT: 16.630 min Scan# 5145
Delta R.T. 0.003 min
Lab File: 7W00102.D
Acq: 30 Nov 2022 4:26 pm

Tgt Ion:118 Resp: 1906942

Ion	Ratio	Lower	Upper
118	100		
117	85.1	69.3	103.9
103	55.2	43.8	65.6

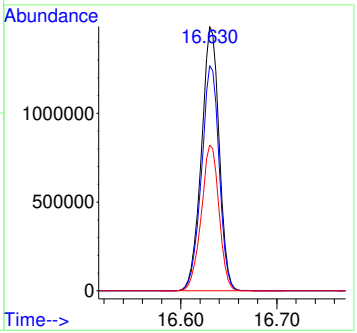

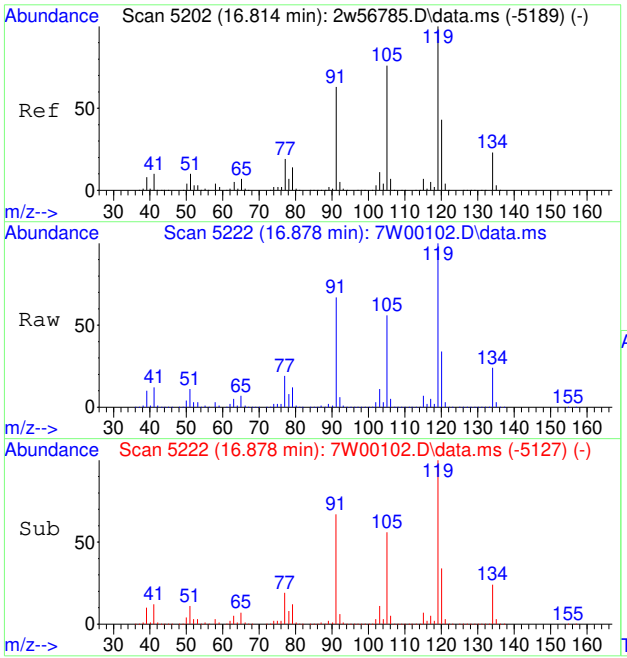

#95
TERT-BUTYLBENZENE
Concen: 70.40 PPBV
RT: 16.878 min Scan# 5222
Delta R.T. 0.006 min
Lab File: 7W00102.D
Acq: 30 Nov 2022 4:26 pm

Tgt Ion:134 Resp: 948191

Ion	Ratio	Lower	Upper
134	100		
119	441.8	355.0	532.4

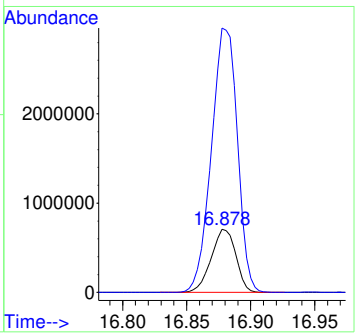

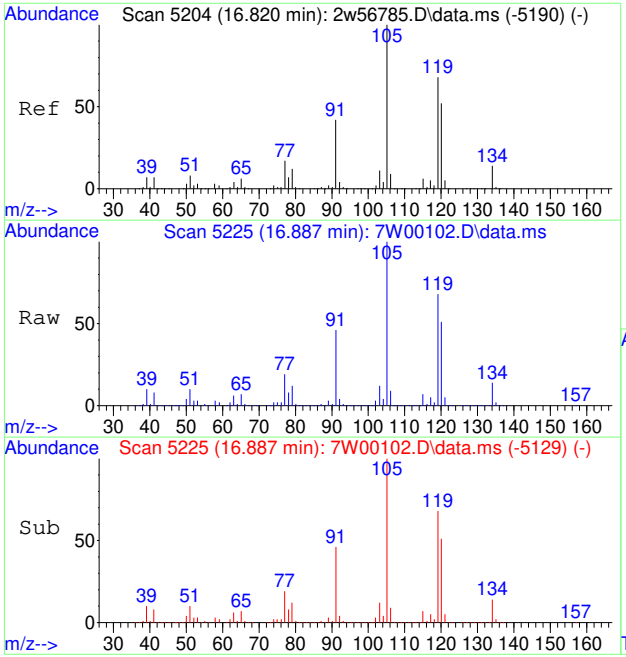

#96
1,2,4-TRIMETHYLBENZENE
Concen: 74.20 PPBV
RT: 16.887 min Scan# 5225
Delta R.T. 0.010 min
Lab File: 7W00102.D
Acq: 30 Nov 2022 4:26 pm

Tgt Ion:105 Resp: 3927483

Ion	Ratio	Lower	Upper
105	100		
120	56.1	45.4	68.2
119	106.7	90.6	135.8

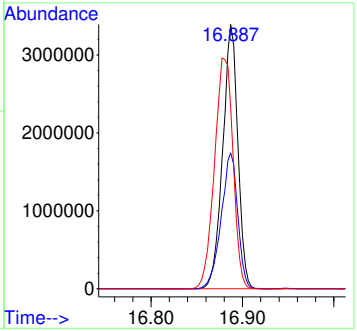

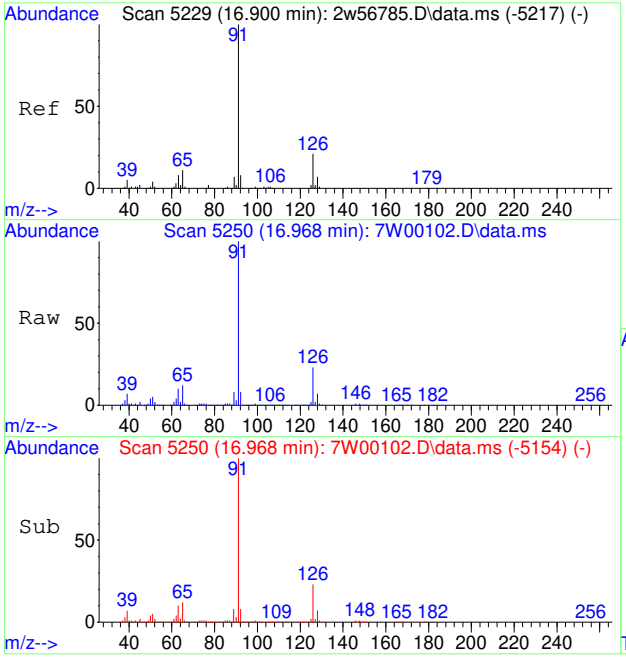

#97
BENZYL CHLORIDE
Concen: 163.34 PPBV
RT: 16.968 min Scan# 5250
Delta R.T. 0.010 min
Lab File: 7W00102.D
Acq: 30 Nov 2022 4:26 pm

Tgt Ion: 91 Resp: 3348907

Ion	Ratio	Lower	Upper
91	100		
126	22.5	17.2	25.8
65	11.5	8.5	12.7

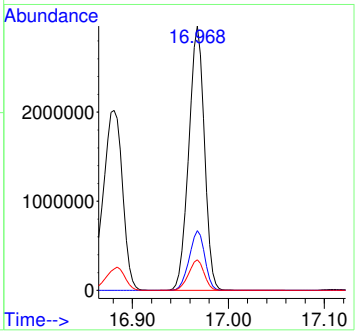

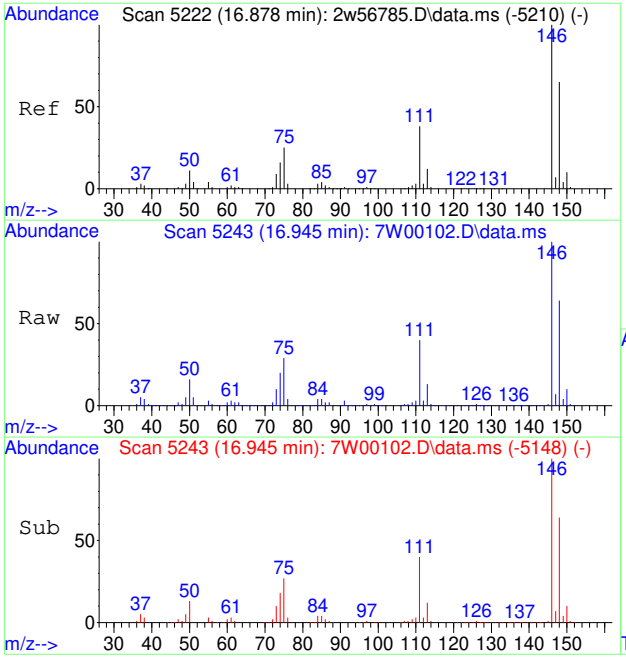

#98
M-DICHLOROBENZENE
Concen: 78.61 PPBV
RT: 16.945 min Scan# 5243
Delta R.T. 0.006 min
Lab File: 7W00102.D
Acq: 30 Nov 2022 4:26 pm

Tgt Ion:146 Resp: 2538066

Ion	Ratio	Lower	Upper
146	100		
148	63.7	51.0	76.6
111	39.2	30.6	45.8

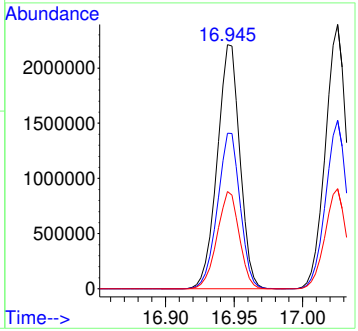

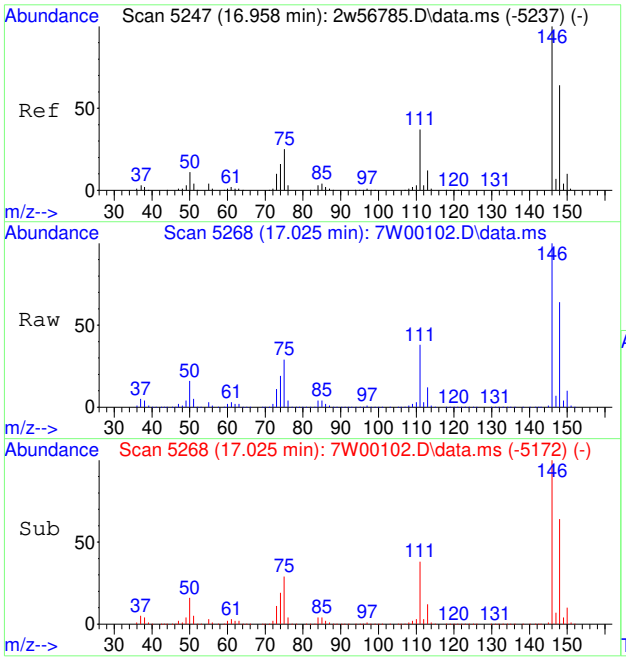

#99
P-DICHLOROBENZENE
Concen: 80.03 PPBV
RT: 17.025 min Scan# 5268
Delta R.T. 0.010 min
Lab File: 7W00102.D
Acq: 30 Nov 2022 4:26 pm

Tgt Ion:146 Resp: 2558553

Ion	Ratio	Lower	Upper
146	100		
148	63.2	51.0	76.6
111	37.6	29.4	44.0

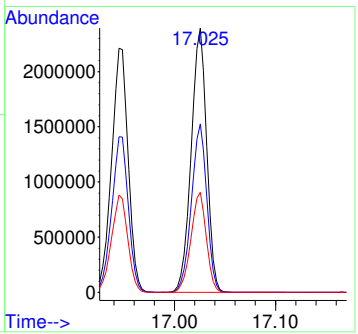

7.7.31

7

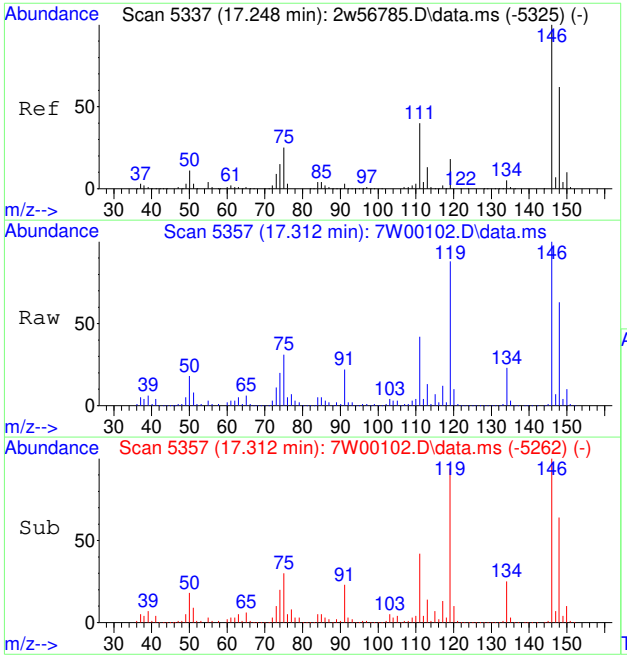

#100
O-DICHLOROBENZENE
Concen: 84.64 PPBV
RT: 17.312 min Scan# 5357
Delta R.T. 0.006 min
Lab File: 7W00102.D
Acq: 30 Nov 2022 4:26 pm

Tgt Ion:146 Resp: 2615355

Ion	Ratio	Lower	Upper
146	100		
148	63.5	51.0	76.4
111	41.4	31.8	47.6

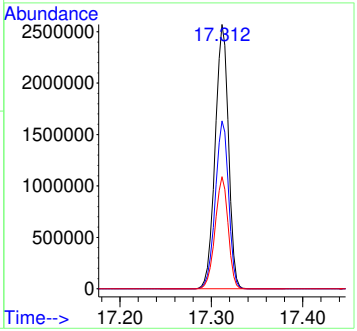

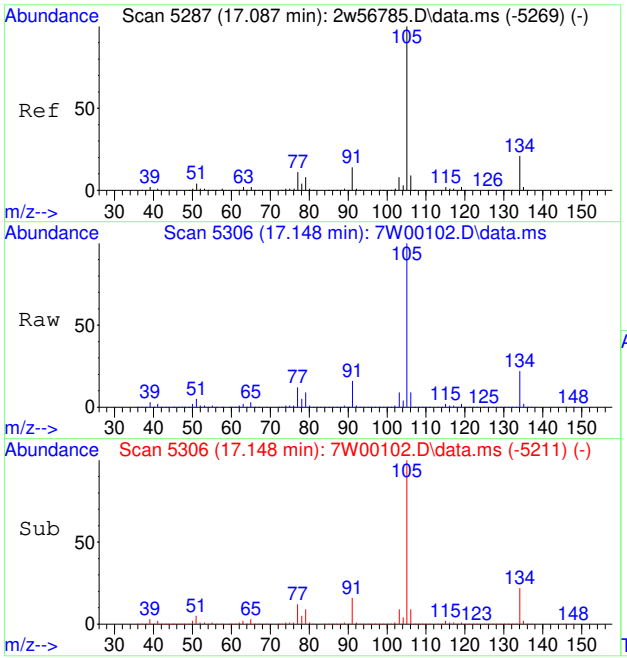

#101
SEC-BUTYLBENZENE
Concen: 72.45 PPBV
RT: 17.148 min Scan# 5306
Delta R.T. 0.006 min
Lab File: 7W00102.D
Acq: 30 Nov 2022 4:26 pm

Tgt Ion:134 Resp: 1159255

Ion	Ratio	Lower	Upper
134	100		
105	464.6	396.9	595.3

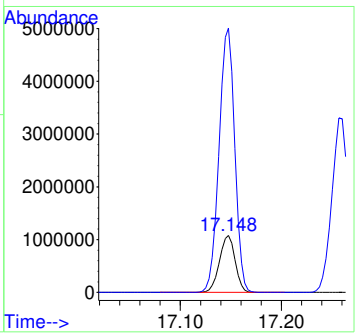

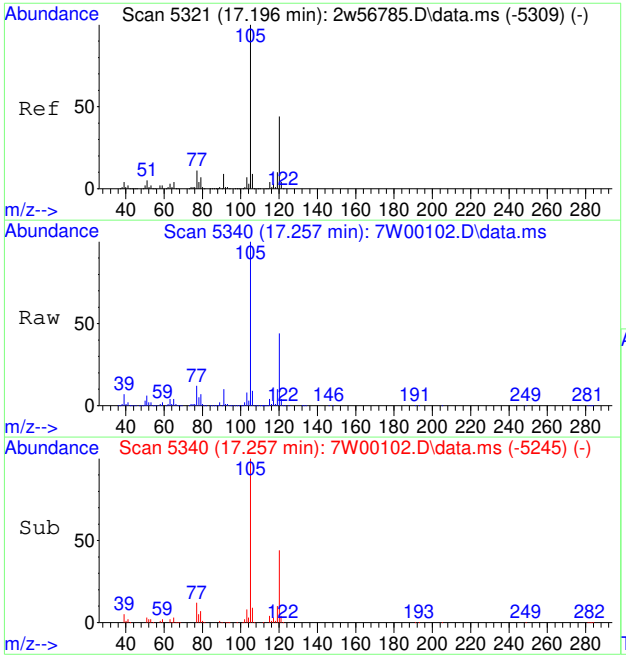

#102
1,2,3-TRIMETHYLBENZENE
Concen: 72.71 PPBV
RT: 17.257 min Scan# 5340
Delta R.T. 0.006 min
Lab File: 7W00102.D
Acq: 30 Nov 2022 4:26 pm

Tgt Ion:105 Resp: 3638486

Ion	Ratio	Lower	Upper
105	100		
120	44.2	35.0	52.6
91	10.4	7.3	10.9

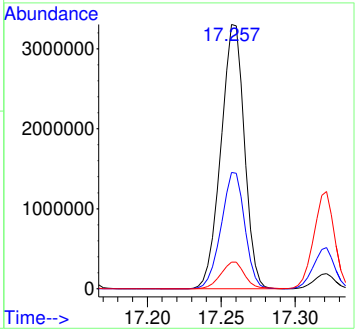

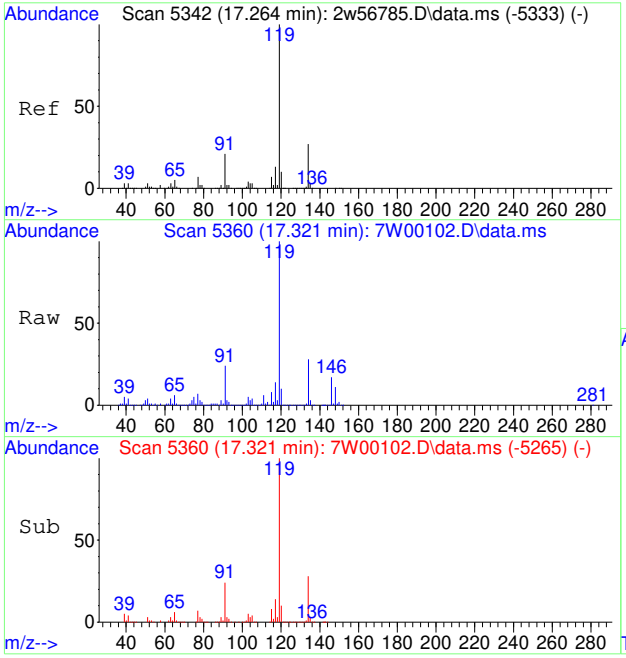

#103
P-ISOPROPYLTOLUENE
Concen: 82.15 PPBV
RT: 17.321 min Scan# 5360
Delta R.T. 0.006 min
Lab File: 7W00102.D
Acq: 30 Nov 2022 4:26 pm

Tgt Ion:134 Resp: 1369842

Ion	Ratio	Lower	Upper
134	100		
119	363.4	302.5	453.7

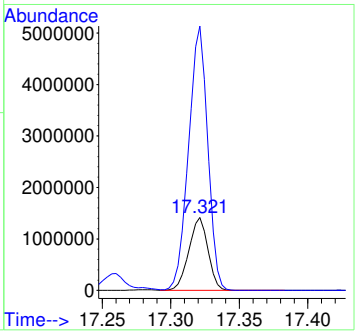

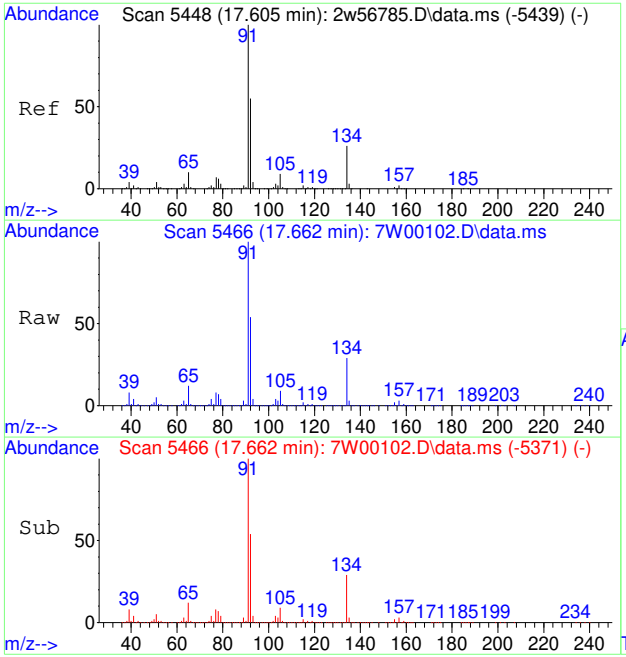

#104
N-BUTYLBENZENE
Concen: 87.26 PPBV
RT: 17.662 min Scan# 5466
Delta R.T. 0.006 min
Lab File: 7W00102.D
Acq: 30 Nov 2022 4:26 pm

Tgt Ion:134 Resp: 1351398

Ion	Ratio	Lower	Upper
134	100		
91	353.5	296.4	444.6

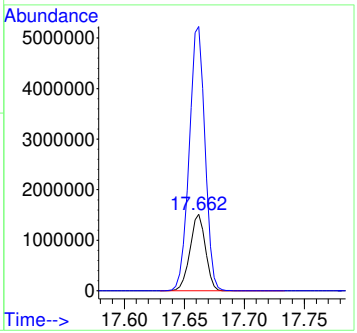

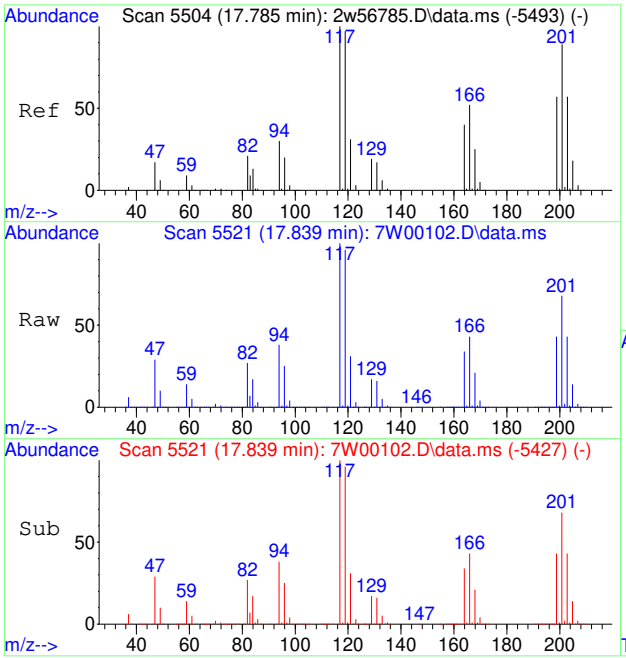

#105
HEXACHLOROETHANE
Concen: 87.57 PPBV
RT: 17.839 min Scan# 5521
Delta R.T. 0.003 min
Lab File: 7W00102.D
Acq: 30 Nov 2022 4:26 pm

Tgt Ion:117 Resp: 1762496

Ion	Ratio	Lower	Upper
117	100		
119	96.1	76.4	114.6
201	72.0	70.2	105.4

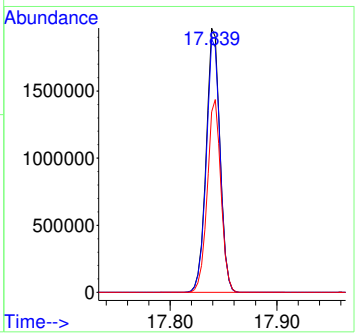

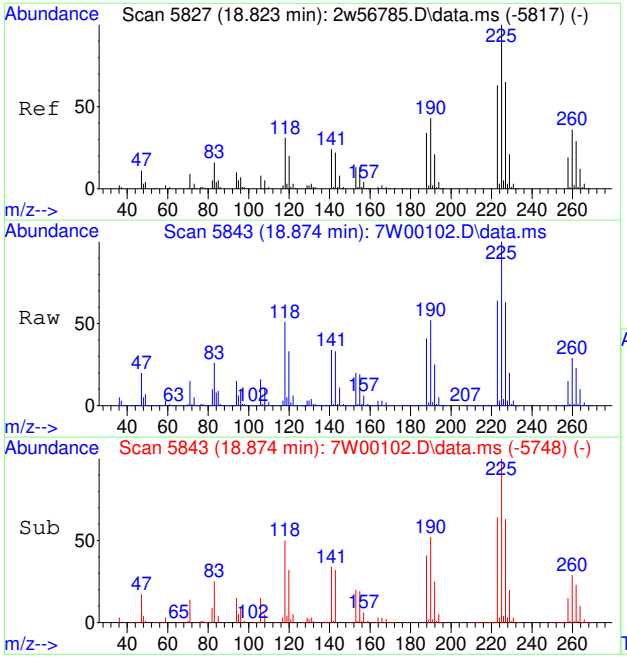

#106
HEXACHLOROBUTADIENE
Concen: 106.69 PPBV
RT: 18.874 min Scan# 5843
Delta R.T. 0.006 min
Lab File: 7W00102.D
Acq: 30 Nov 2022 4:26 pm

Tgt Ion:225 Resp: 2525492

Ion	Ratio	Lower	Upper
225	100		
227	63.4	51.4	77.0
223	64.3	50.1	75.1

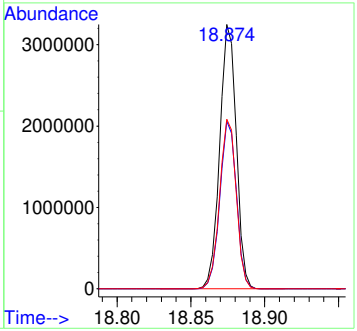

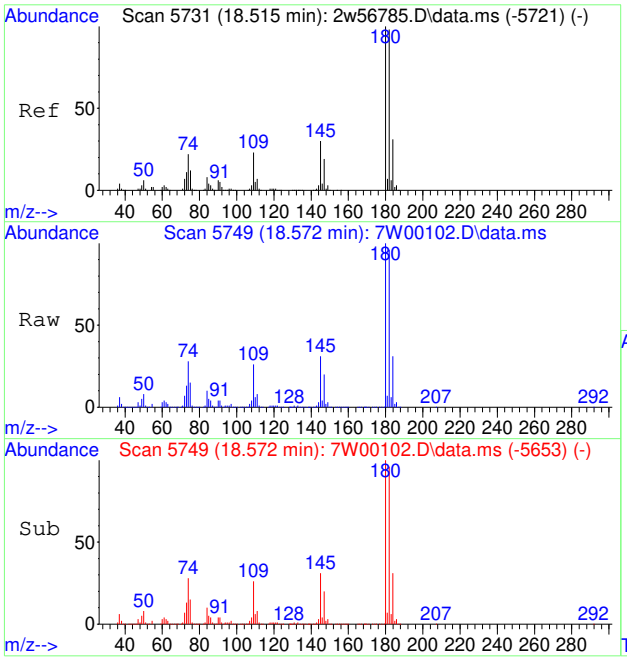

#107
1,2,4-TRICHLOROBENZENE
Concen: 155.09 PPBV
RT: 18.572 min Scan# 5749
Delta R.T. 0.010 min
Lab File: 7W00102.D
Acq: 30 Nov 2022 4:26 pm

Tgt Ion:180 Resp: 3087256

Ion	Ratio	Lower	Upper
180	100		
182	94.4	77.0	115.4
145	31.4	23.3	34.9

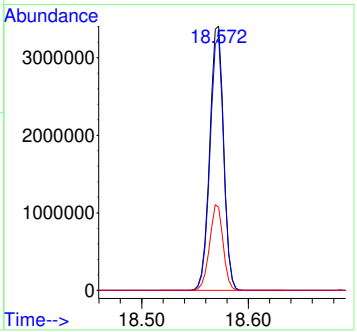

7.7.31

7

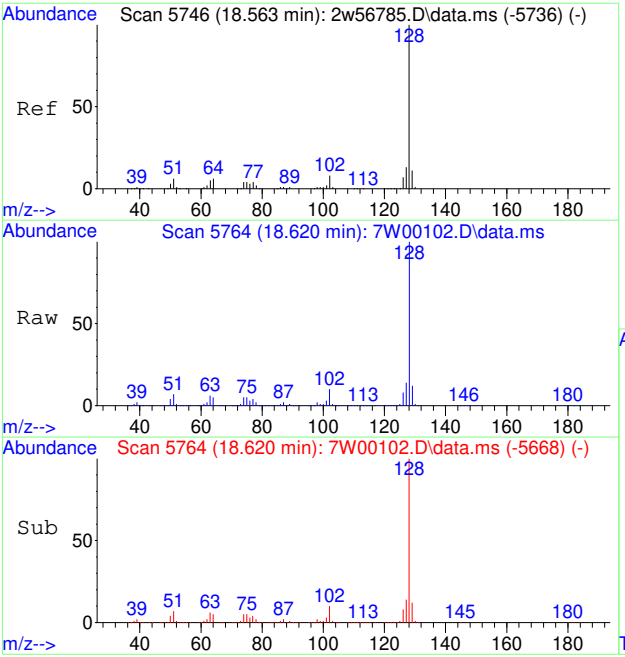

#108
NAPHTHALENE
Concen: 145.63 PPBV
RT: 18.620 min Scan# 5764
Delta R.T. 0.010 min
Lab File: 7W00102.D
Acq: 30 Nov 2022 4:26 pm

Tgt Ion:128 Resp: 7224498

Ion	Ratio	Lower	Upper
128	100		
129	11.4	8.8	13.2
127	13.3	10.2	15.2

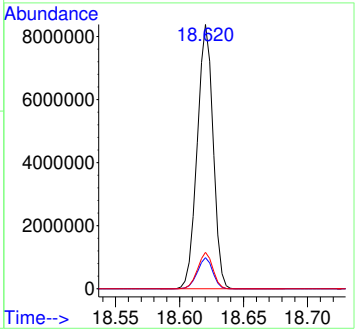

7.7.31

7

Quantitation Report (QT Reviewed)

Data Path : C:\msdchem\1\data\
Data File : 7W00105.D
Acq On : 30 Nov 2022 5:59 pm
Operator : thomash
Sample : ICV0005-10
Misc : MS61038,V7W0005,,,,,1
ALS Vial : 4 Sample Multiplier: 1

Quant Time: Dec 07 14:38:13 2022
Quant Method : C:\msdchem\1\methods\M7W0005.M
Quant Title : TO15 by GCMS w/DB-1, 30m X 0.25mm ID X 0.5 um
QLast Update : Wed Dec 07 14:36:34 2022
Response via : Initial Calibration

Compound	R.T.	QIon	Response	Conc	Units	Dev(Min)
Internal Standards						
1) BROMOCHLOROMETHANE	3.566	128	82574	10.00	PPBV	0.00
52) 1,4-DIFLUOROBENZENE	4.952	114	409536	10.00	PPBV	0.00
76) CHLOROBENZENE-D5	10.788	117	381198	10.00	PPBV	0.00
System Monitoring Compounds						
87) 4-BROMOFLUOROBENZENE	14.212	95	258466	10.03	PPBV	0.00
Target Compounds						Qvalue
3) FREON 152A	1.804	65	56875	10.47	PPBV #	87
4) CHLORODIFLUOROMETHANE	1.817	67	27644	9.98	PPBV	99
5) CHLOROTRIFLUOROETHENE	1.830	116	155388	10.43	PPBV #	100
6) DICHLORODIFLUOROMETHANE	1.846	85	454429	10.58	PPBV #	96
7) PROPYLENE	1.827	41	67457	9.85	PPBV	97
8) 1-CHLORO-1,1-DIFLUOROE...	1.891	65	340490	9.83	PPBV #	92
9) FREON 114	1.930	85	409209	10.05	PPBV	99
10) CHLOROMETHANE	1.897	52	37648	10.23	PPBV	94
11) VINYL CHLORIDE	1.965	62	134971	9.88	PPBV	99
12) 1,3-BUTADIENE	2.010	54	103747	9.47	PPBV #	81
13) N-BUTANE	2.026	43	187492	9.21	PPBV #	95
14) BROMOMETHANE	2.094	94	132031	9.72	PPBV	99
15) CHLOROETHANE	2.148	64	70247	9.79	PPBV	98
16) DICHLOROFLUOROMETHANE	2.174	67	303112	9.49	PPBV #	97
17) ACETONITRILE	2.251	41	90471	7.54	PPBV	98
18) ACROLEIN	2.293	56	50622	7.98	PPBV	100
19) FREON 123	2.309	83	329735	10.25	PPBV #	92
20) FREON 123A	2.328	117	220195	10.85	PPBV	100
21) TRICHLOROFLUOROMETHANE	2.399	101	428809	9.87	PPBV	100
22) ISOPROPYL ALCOHOL	2.418	45	288884	9.71	PPBV	96
23) ACETONE	2.338	58	65705	8.60	PPBV #	59
24) PENTANE	2.518	42	149926	9.90	PPBV	93
25) IODOMETHANE	2.579	142	409119	9.46	PPBV #	80
26) 1,1-DICHLOROETHYLENE	2.608	96	159826	9.56	PPBV #	74
27) CARBON DISULFIDE	2.746	76	454480	9.09	PPBV #	91
28) ETHANOL	2.180	45	51749	8.36	PPBV	98
29) BROMOETHENE	2.258	106	139191	9.86	PPBV #	98
30) ACRYLONITRILE	2.486	52	91620	8.34	PPBV	99
31) METHYLENE CHLORIDE	2.643	84	142466	8.97	PPBV #	77
32) 3-CHLOROPROPENE	2.688	76	76427	9.89	PPBV #	43
33) FREON 113	2.746	151	277701	9.66	PPBV	90
34) TRANS-1,2-DICHLOROETHENE	2.997	96	121734	9.51	PPBV	98
35) TERTIARY BUTYL ALCOHOL	2.624	59	328572	8.51	PPBV #	76
36) METHYL TERTIARY BUTYL ...	3.119	73	339388	9.45	PPBV #	96
37) TETRAHYDROFURAN	3.875	72	55138	9.38	PPBV	88
38) HEXANE	3.624	57	192285	9.98	PPBV #	84
39) VINYL ACETATE	3.158	86	32007	8.84	PPBV	84
40) 1,1-DICHLOROETHANE	3.084	63	201890	9.92	PPBV	99
41) METHYL ETHYL KETONE	3.264	72	59252	9.35	PPBV	80
42) CIS-1,2-DICHLOROETHENE	3.483	96	131315	9.83	PPBV	96
43) DIISOPROPYL ETHER	3.627	59	56842	9.65	PPBV	90
44) ETHYL ACETATE	3.634	61	38345	9.72	PPBV	59
45) METHYL ACRYLATE	3.618	55	221516	9.27	PPBV #	99
46) CHLOROFORM	3.647	83	263396	9.72	PPBV #	96
47) 2,4-DIMETHYLPENTANE	4.187	57	214812	9.93	PPBV	99
48) 1,1,1-TRICHLOROETHANE	4.270	97	267612	9.94	PPBV	99
49) CARBON TETRACHLORIDE	4.727	117	283770	10.01	PPBV	98
50) 1,2-DICHLOROETHANE	4.094	62	171873	9.92	PPBV #	97
51) BENZENE	4.605	78	374725	9.59	PPBV	94

Quantitation Report (QT Reviewed)

Data Path : C:\msdchem\1\data\
Data File : 7W00105.D
Acq On : 30 Nov 2022 5:59 pm
Operator : thomash
Sample : ICV0005-10
Misc : MS61038,V7W0005,,,,,1
ALS Vial : 4 Sample Multiplier: 1

Quant Time: Dec 07 14:38:13 2022
Quant Method : C:\msdchem\1\methods\M7W0005.M
Quant Title : TO15 by GCMS w/DB-1, 30m X 0.25mm ID X 0.5 um
QLast Update : Wed Dec 07 14:36:34 2022
Response via : Initial Calibration

	Compound	R.T.	QIon	Response	Conc	Units		Dev(Min)
53)	CYCLOHEXANE	4.833	84	166417	10.28	PPBV		99
54)	2,3-DIMETHYLPENTANE	5.106	71	84375	10.21	PPBV		91
55)	TRICHLOROETHENE	5.566	95	181566	10.36	PPBV		99
56)	1,2-DICHLOROPROPANE	5.322	63	136163	9.56	PPBV	#	92
57)	DIBROMOMETHANE	5.277	174	151647	9.32	PPBV	#	86
58)	ETHYL ACRYLATE	5.441	55	264980	9.31	PPBV		99
59)	BROMODICHLOROMETHANE	5.511	83	285447	10.30	PPBV		98
60)	2,2,4-TRIMETHYLPENTANE	5.672	57	589874	9.89	PPBV		100
61)	1,4-DIOXANE	5.589	88	79481	8.70	PPBV		95
62)	HEPTANE	6.003	43	201238	9.59	PPBV		92
63)	METHYL METHACRYLATE	5.894	69	139854	9.58	PPBV	#	84
64)	METHYL ISOBUTYL KETONE	6.675	58	105165	8.24	PPBV		84
65)	CIS-1,3-DICHLOROPROPENE	6.560	75	223327	10.51	PPBV	#	84
66)	TOLUENE	7.823	91	486296	9.47	PPBV		98
67)	1,3-DICHLOROPROPANE	7.888	76	233060	10.01	PPBV		99
68)	TRANS-1,3-DICHLOROPROPENE	7.270	75	192689	10.11	PPBV	#	86
69)	1,1,2-TRICHLOROETHANE	7.437	83	137233	9.88	PPBV		97
70)	2-HEXANONE	8.418	58	129623	7.42	PPBV		82
71)	ETHYL METHACRYLATE	8.544	69	224711	9.52	PPBV	#	89
72)	TETRACHLOROETHENE	9.624	164	181135	10.31	PPBV		90
73)	DIBROMOCHLOROMETHANE	8.383	129	293422	10.50	PPBV		99
74)	1,2-DIBROMOETHANE	8.743	107	268158	10.34	PPBV		100
75)	OCTANE	9.762	43	279863	9.71	PPBV		93
77)	1,1,1,2-TETRACHLOROETHANE	10.878	131	214479	10.16	PPBV		98
78)	CHLOROBENZENE	10.862	112	398982	10.13	PPBV		100
79)	ETHYLBENZENE	11.768	91	649498	9.56	PPBV		100
80)	M,P-XYLENE	12.206	91	1020796	19.68	PPBV	#	65
81)	O-XYLENE	13.157	91	522472	9.81	PPBV		98
82)	STYRENE	12.942	104	369652	9.85	PPBV		98
83)	NONANE	14.283	43	302691	9.69	PPBV		88
84)	BROMOFORM	12.019	173	267155	10.94	PPBV	#	96
85)	1,1,2,2-TETRACHLOROETHANE	13.164	83	370877	10.08	PPBV		96
86)	1,2,3-TRICHLOROPROPANE	13.453	75	280635	9.86	PPBV	#	100
88)	ISOPROPYLBENZENE	14.698	120	206321	9.99	PPBV		94
89)	BROMOBENZENE	14.575	77	349876	9.93	PPBV		100
90)	2-CHLOROTOLUENE	15.717	126	187805	10.45	PPBV		98
91)	N-PROPYLBENZENE	16.029	120	216102	10.56	PPBV		99
92)	4-ETHYLTOLUENE	16.312	105	777086	10.82	PPBV		98
93)	1,3,5-TRIMETHYLBENZENE	16.444	105	642673	10.46	PPBV		99
94)	ALPHA-METHYLSTYRENE	16.627	118	269867	8.79	PPBV		99
95)	TERT-BUTYLBENZENE	16.871	134	163510	10.16	PPBV		100
96)	1,2,4-TRIMETHYLBENZENE	16.878	105	682511	10.73	PPBV		95
97)	BENZYL CHLORIDE	16.958	91	395215	8.29	PPBV		98
98)	M-DICHLOROBENZENE	16.935	146	443370	10.54	PPBV		99
99)	P-DICHLOROBENZENE	17.016	146	442918	10.50	PPBV		99
100)	O-DICHLOROBENZENE	17.302	146	438954	10.43	PPBV		99
101)	SEC-BUTYLBENZENE	17.141	134	206761	10.51	PPBV		93
102)	1,2,3-TRIMETHYLBENZENE	17.251	105	652943	10.51	PPBV		99
103)	P-ISOPROPYLTOLUENE	17.312	134	231251	10.61	PPBV		95
104)	N-BUTYLBENZENE	17.652	134	224235	10.98	PPBV		96
105)	HEXACHLOROETHANE	17.833	117	230250	9.23	PPBV	#	90
106)	HEXACHLOROBUTADIENE	18.861	225	330451	9.68	PPBV		99
107)	1,2,4-TRICHLOROBENZENE	18.556	180	371924	9.22	PPBV		98
108)	NAPHTHALENE	18.604	128	858718	8.34	PPBV		100

(#) = qualifier out of range (m) = manual integration (+) = signals summed

Quantitation Report (QT Reviewed)

Data Path : C:\msdchem\1\data\
Data File : 7W00105.D
Acq On : 30 Nov 2022 5:59 pm
Operator : thomash
Sample : ICV0005-10
Misc : MS61038,V7W0005,,,,,1
ALS Vial : 4 Sample Multiplier: 1

Quant Time: Dec 07 14:38:13 2022
Quant Method : C:\msdchem\1\methods\M7W0005.M
Quant Title : TO15 by GCMS w/DB-1, 30m X 0.25mm ID X 0.5 um
QLast Update : Wed Dec 07 14:36:34 2022
Response via : Initial Calibration

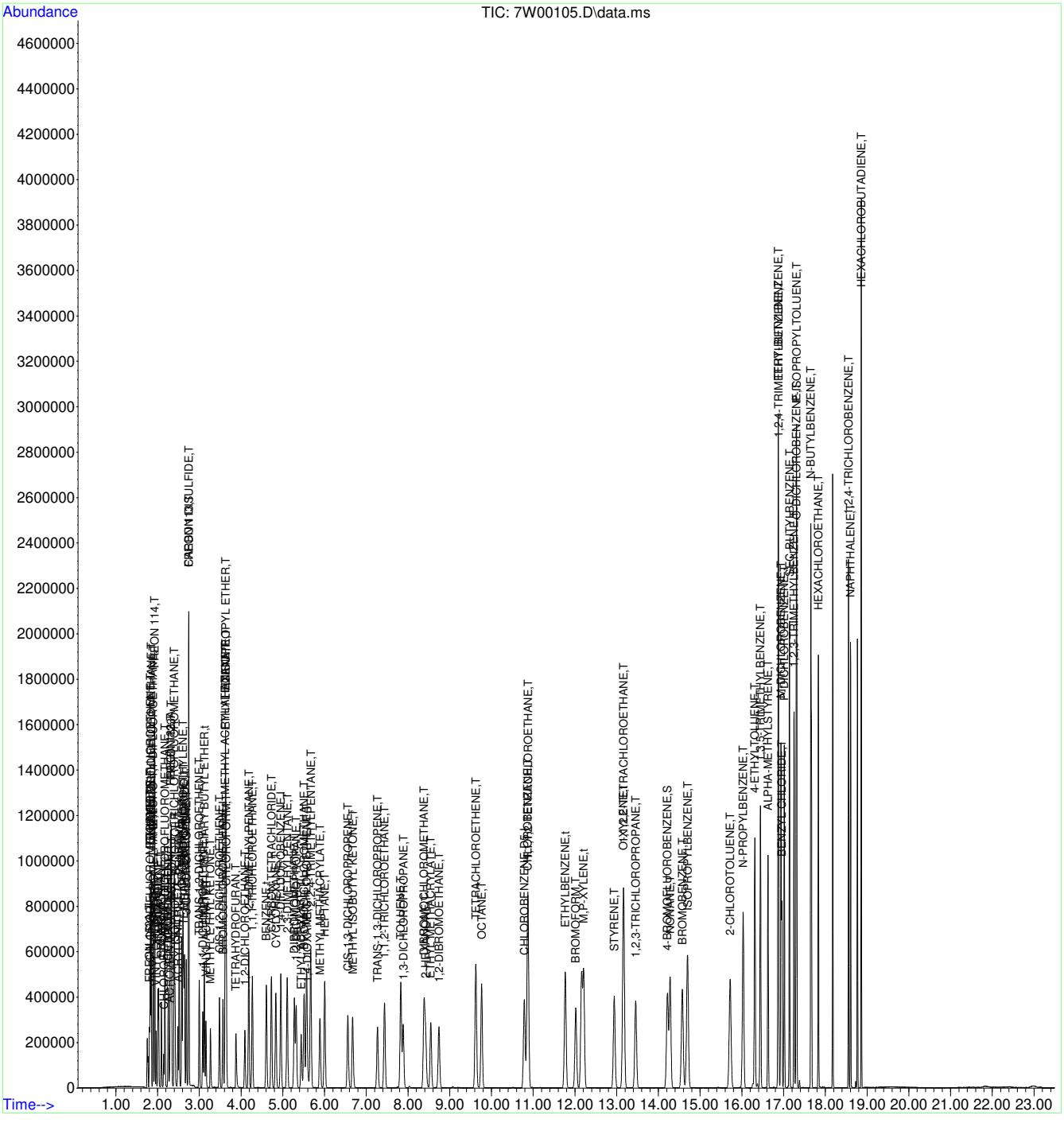

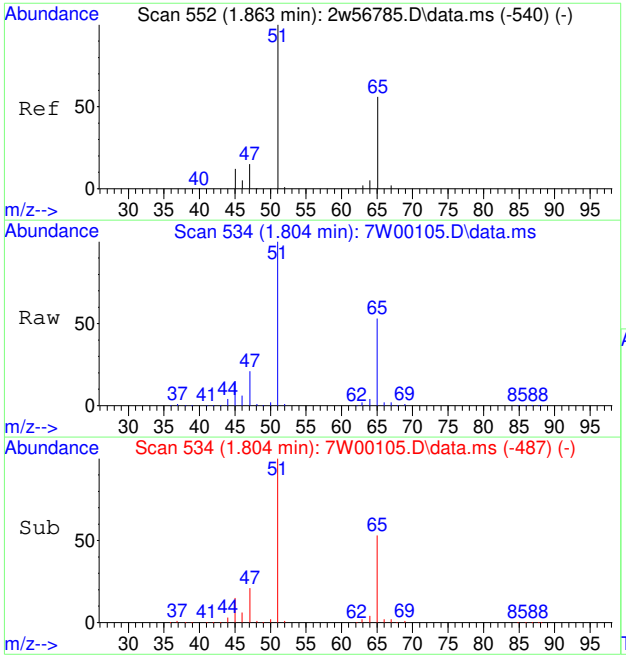

#3
FREON 152A
Concen: 10.47 PPBV
RT: 1.804 min Scan# 534
Delta R.T. 0.000 min
Lab File: 7W00105.D
Acq: 30 Nov 2022 5:59 pm

Tgt Ion: 65 Resp: 56875

Ion	Ratio	Lower	Upper
65	100		
45	29.3	18.3	27.5#

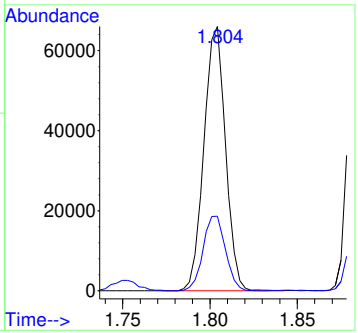

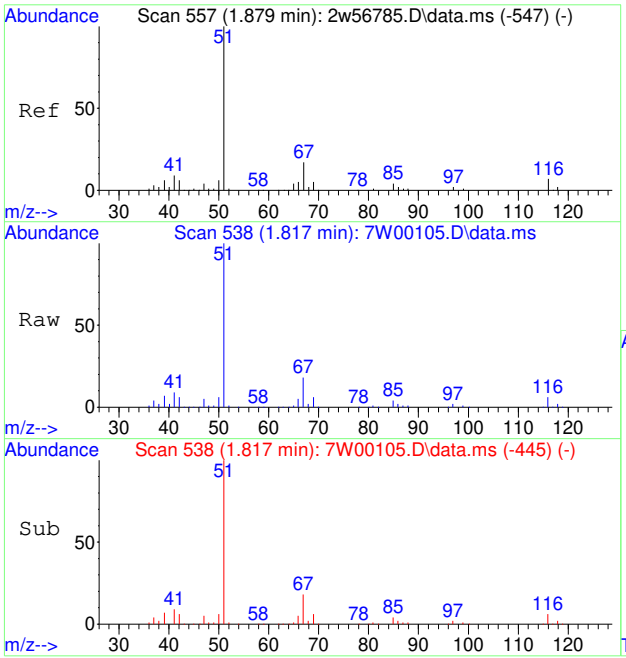

#4
CHLORODIFLUOROMETHANE
Concen: 9.98 PPBV
RT: 1.817 min Scan# 538
Delta R.T. 0.000 min
Lab File: 7W00105.D
Acq: 30 Nov 2022 5:59 pm

Tgt Ion: 67 Resp: 27644

Ion	Ratio	Lower	Upper
67	100		
69	35.6	28.8	43.2

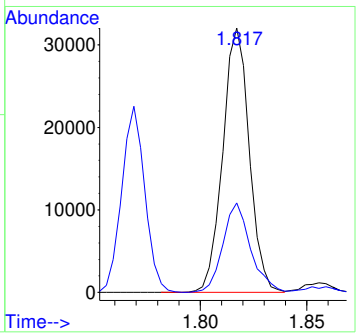

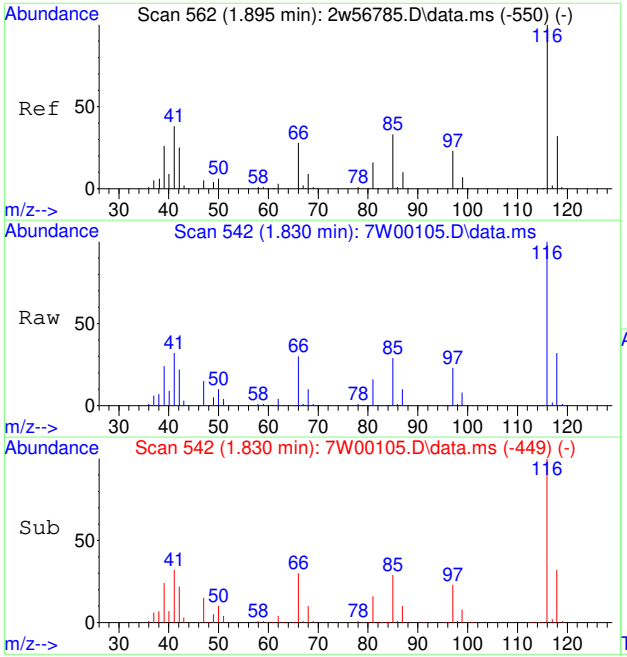

#5
CHLOROTRIFLUOROETHENE
Concen: 10.43 PPBV
RT: 1.830 min Scan# 542
Delta R.T. -0.000 min
Lab File: 7W00105.D
Acq: 30 Nov 2022 5:59 pm

Tgt Ion:116 Resp: 155388

Ion	Ratio	Lower	Upper
116	100		
118	32.4	26.1	39.1
85	292.4	0.0	0.0#

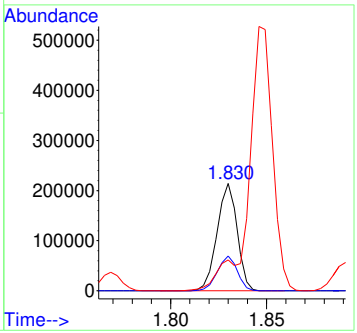

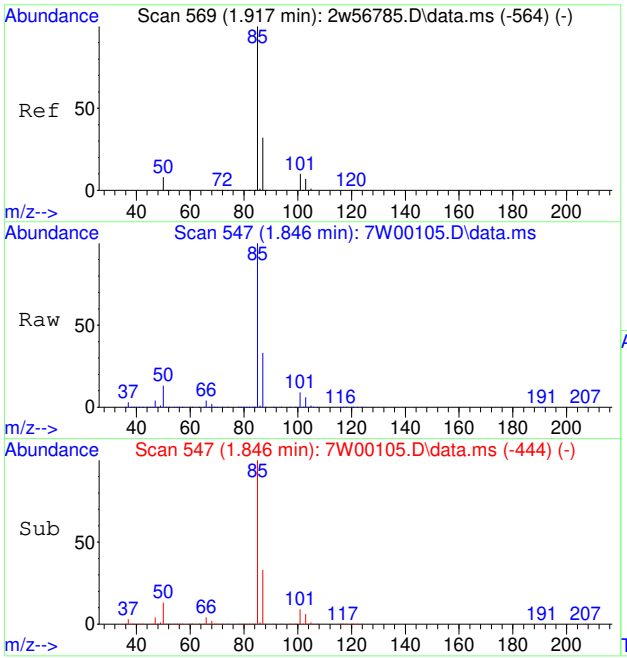

#6
DICHLORODIFLUOROMETHANE
Concen: 10.58 PPBV
RT: 1.846 min Scan# 547
Delta R.T. 0.000 min
Lab File: 7W00105.D
Acq: 30 Nov 2022 5:59 pm

Tgt Ion: 85 Resp: 454429

Ion	Ratio	Lower	Upper
85	100		
87	32.2	25.8	38.6
50	16.6	7.4	11.2#

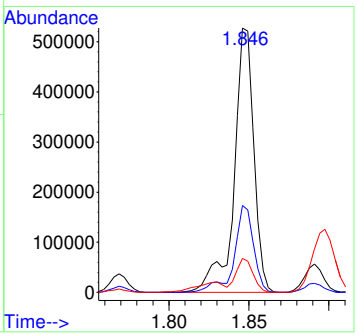

7.7.32

7

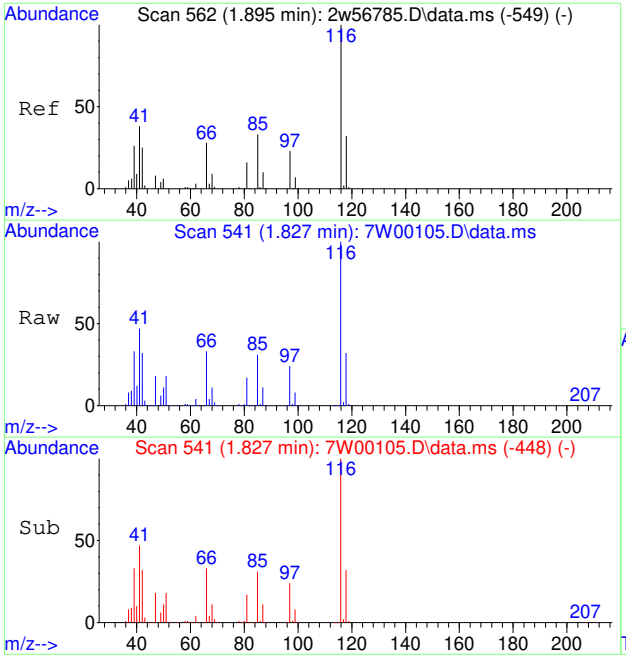

#7
PROPYLENE
Concen: 9.85 PPBV
RT: 1.827 min Scan# 541
Delta R.T. -0.000 min
Lab File: 7W00105.D
Acq: 30 Nov 2022 5:59 pm

Tgt Ion: 41 Resp: 67457

Ion	Ratio	Lower	Upper
41	100		
39	72.0	54.6	81.8
42	67.6	53.8	80.6

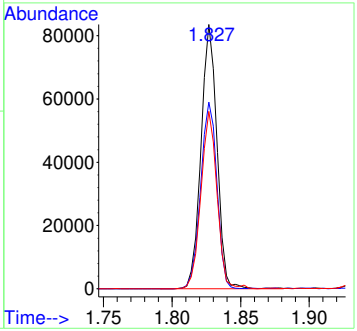

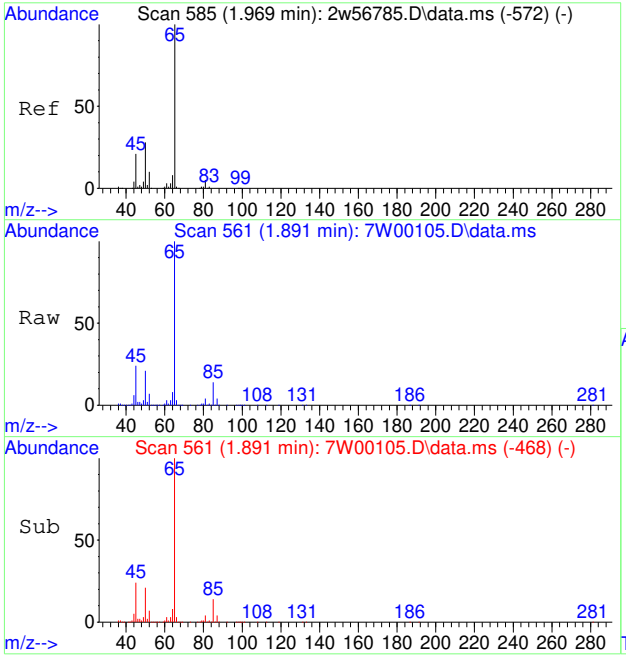

#8
1-CHLORO-1,1-DIFLUOROETHANE
Concen: 9.83 PPBV
RT: 1.891 min Scan# 561
Delta R.T. 0.000 min
Lab File: 7W00105.D
Acq: 30 Nov 2022 5:59 pm

Tgt Ion: 65 Resp: 340490

Ion	Ratio	Lower	Upper
65	100		
85	13.5	14.4	21.6#
45	23.8	16.7	25.1

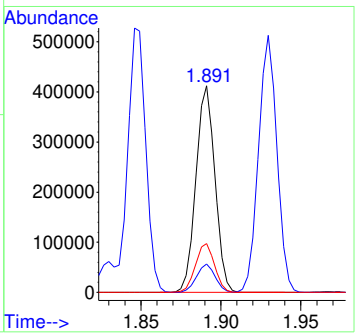

7.7.32

7

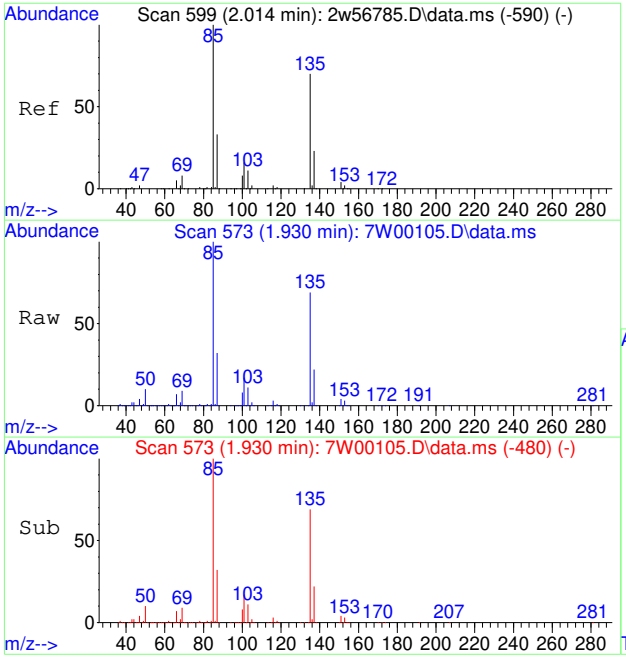

#9
FREON 114
Concen: 10.05 PPBV
RT: 1.930 min Scan# 573
Delta R.T. -0.000 min
Lab File: 7W00105.D
Acq: 30 Nov 2022 5:59 pm

Tgt Ion: 85 Resp: 409209

Ion	Ratio	Lower	Upper
85	100		
135	69.3	55.8	83.8
87	31.8	25.8	38.8

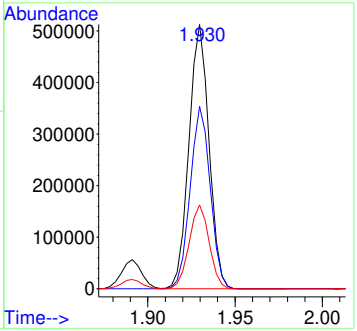

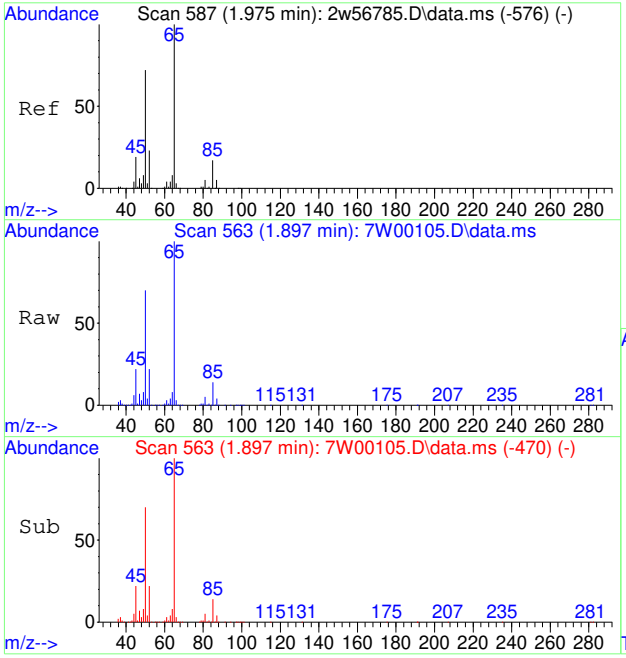

#10
CHLOROMETHANE
Concen: 10.23 PPBV
RT: 1.897 min Scan# 563
Delta R.T. -0.001 min
Lab File: 7W00105.D
Acq: 30 Nov 2022 5:59 pm

Tgt Ion: 52 Resp: 37648

Ion	Ratio	Lower	Upper
52	100		
50	321.7	248.2	372.2

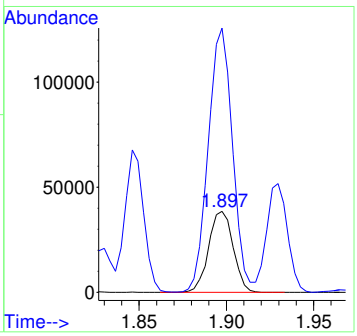

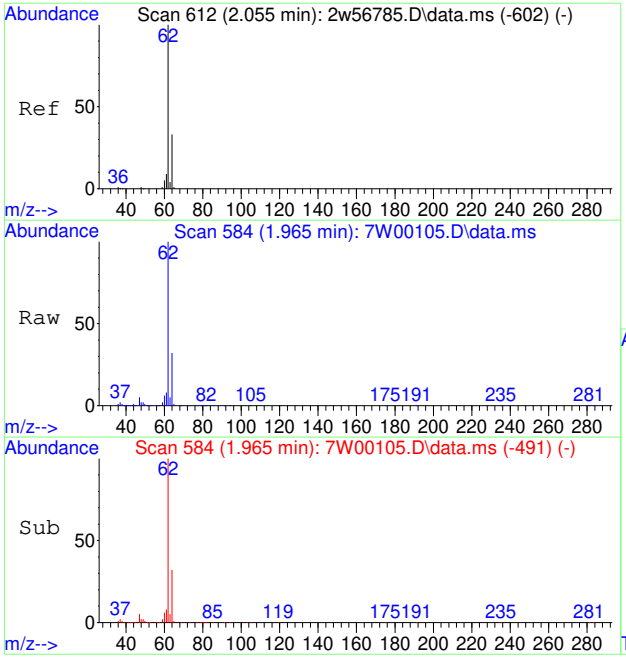

#11
VINYL CHLORIDE
Concen: 9.88 PPBV
RT: 1.965 min Scan# 584
Delta R.T. 0.000 min
Lab File: 7W00105.D
Acq: 30 Nov 2022 5:59 pm

Tgt Ion: 62 Resp: 134971

Ion	Ratio	Lower	Upper
62	100		
64	32.5	25.7	38.5
61	8.5	6.7	10.1

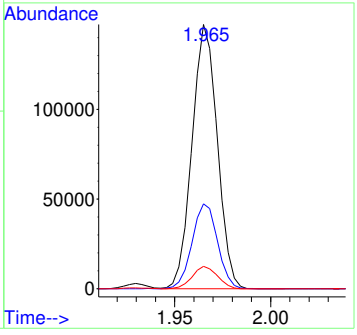

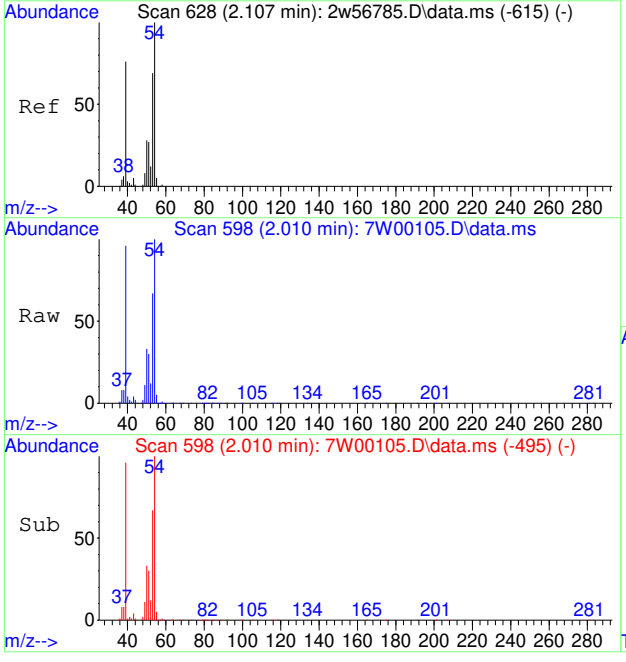

#12
1,3-BUTADIENE
Concen: 9.47 PPBV
RT: 2.010 min Scan# 598
Delta R.T. 0.000 min
Lab File: 7W00105.D
Acq: 30 Nov 2022 5:59 pm

Tgt Ion: 54 Resp: 103747

Ion	Ratio	Lower	Upper
54	100		
39	127.0	75.6	115.6#
53	71.3	49.8	89.8

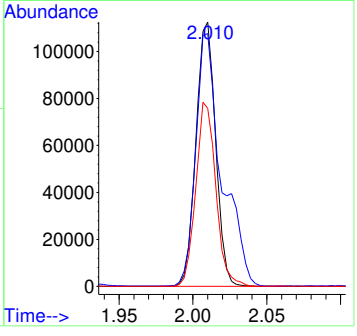

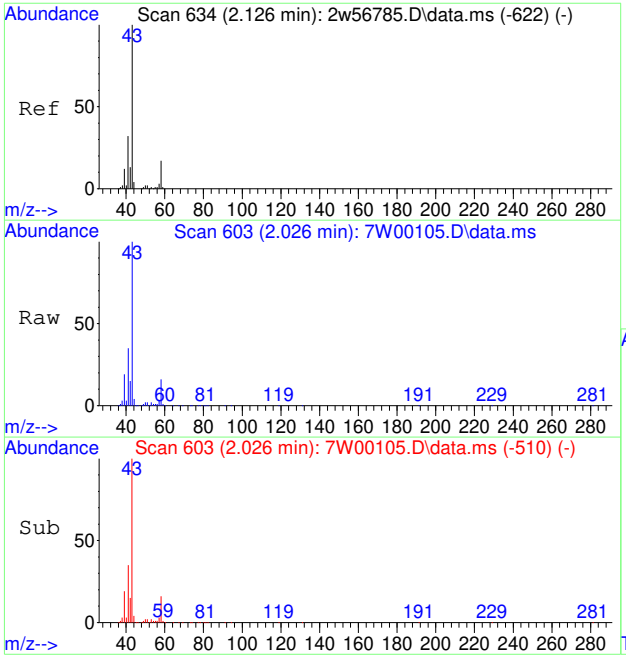

#13
N-BUTANE
Concen: 9.21 PPBV
RT: 2.026 min Scan# 603
Delta R.T. 0.000 min
Lab File: 7W00105.D
Acq: 30 Nov 2022 5:59 pm

Tgt Ion: 43 Resp: 187492

Ion	Ratio	Lower	Upper
43	100		
58	15.5	14.2	21.2
44	3.6	4.2	6.4#

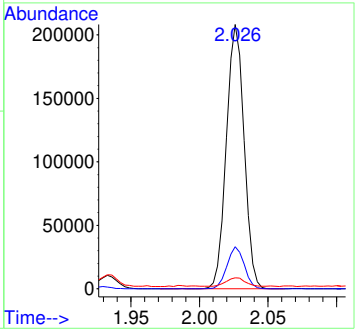

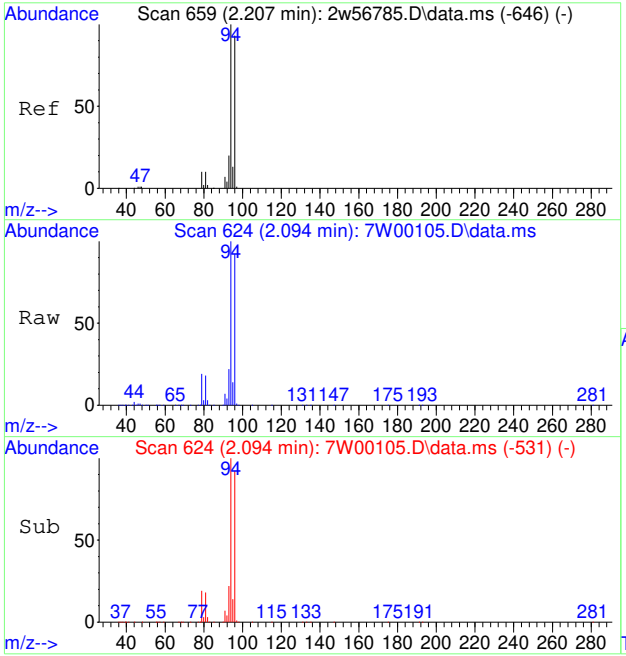

#14
BROMOMETHANE
Concen: 9.72 PPBV
RT: 2.094 min Scan# 624
Delta R.T. -0.000 min
Lab File: 7W00105.D
Acq: 30 Nov 2022 5:59 pm

Tgt Ion: 94 Resp: 132031

Ion	Ratio	Lower	Upper
94	100		
96	93.4	75.4	113.0
95	14.0	11.0	16.4

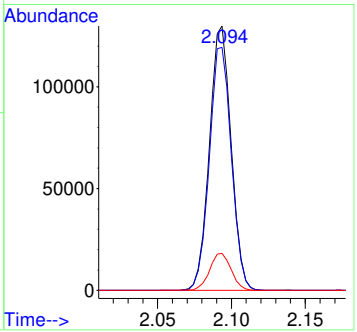

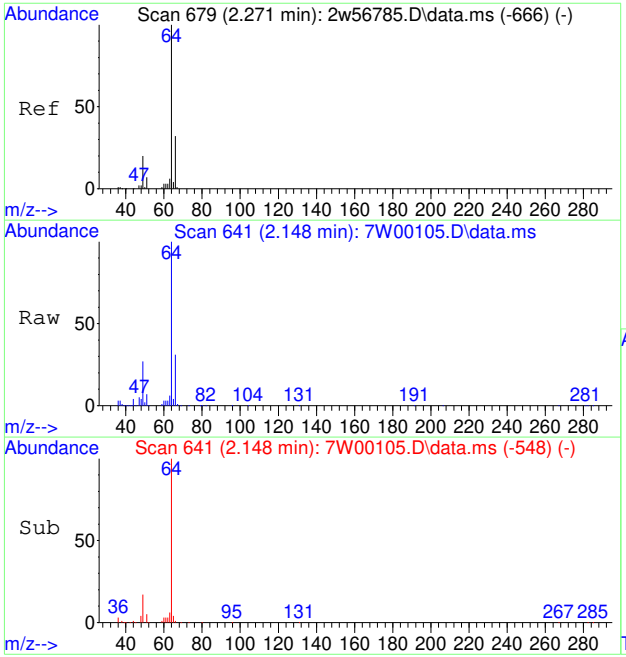

#15
CHLOROETHANE
Concen: 9.79 PPBV
RT: 2.148 min Scan# 641
Delta R.T. 0.000 min
Lab File: 7W00105.D
Acq: 30 Nov 2022 5:59 pm

Tgt Ion: 64 Resp: 70247

Ion	Ratio	Lower	Upper
64	100		
66	32.9	27.1	40.7
49	28.2	23.3	34.9

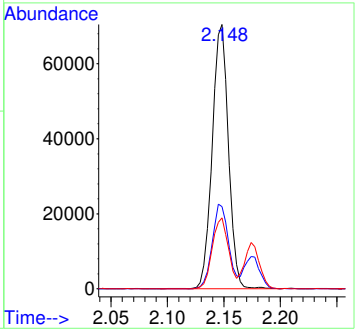

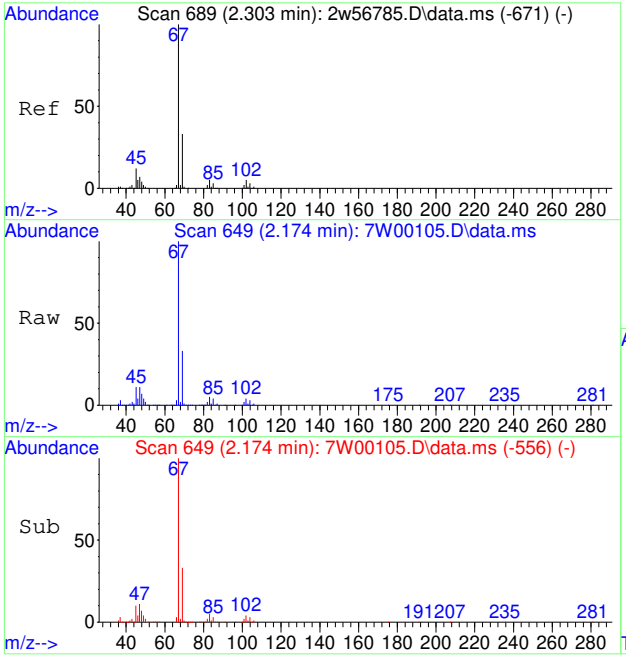

#16
DICHLOROFLUOROMETHANE
Concen: 9.49 PPBV
RT: 2.174 min Scan# 649
Delta R.T. 0.000 min
Lab File: 7W00105.D
Acq: 30 Nov 2022 5:59 pm

Tgt Ion: 67 Resp: 303112

Ion	Ratio	Lower	Upper
67	100		
69	32.2	26.1	39.1
47	12.3	6.2	9.2#

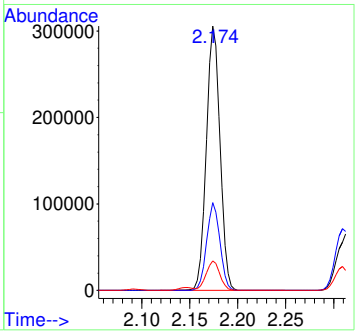

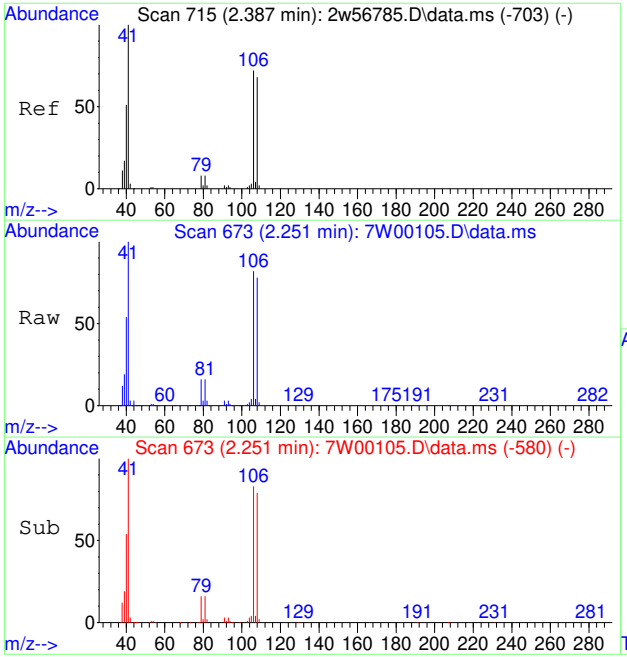

#17
ACETONITRILE
Concen: 7.54 PPBV
RT: 2.251 min Scan# 673
Delta R.T. 0.000 min
Lab File: 7W00105.D
Acq: 30 Nov 2022 5:59 pm

Tgt Ion: 41 Resp: 90471

Ion	Ratio	Lower	Upper
41	100		
40	53.5	41.6	62.4
39	19.2	14.2	21.4

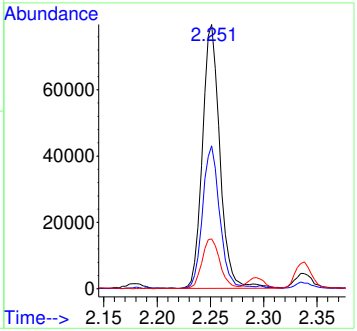

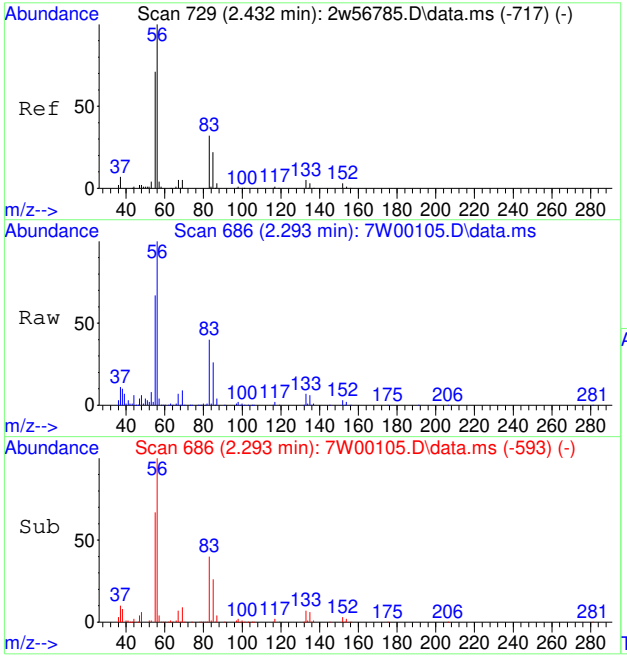

#18
ACROLEIN
Concen: 7.98 PPBV
RT: 2.293 min Scan# 686
Delta R.T. -0.000 min
Lab File: 7W00105.D
Acq: 30 Nov 2022 5:59 pm

Tgt Ion: 56 Resp: 50622

Ion	Ratio	Lower	Upper
56	100		
55	70.0	56.0	84.0

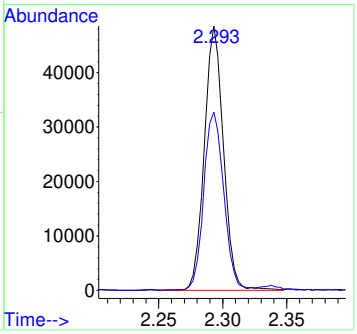

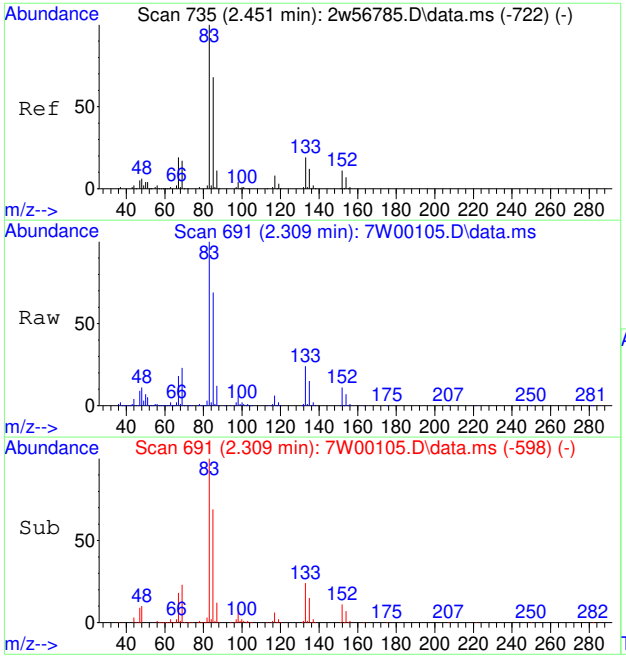

#19
FREON 123
Concen: 10.25 PPBV
RT: 2.309 min Scan# 691
Delta R.T. 0.000 min
Lab File: 7W00105.D
Acq: 30 Nov 2022 5:59 pm

Tgt Ion: 83 Resp: 329735

Ion	Ratio	Lower	Upper
83	100		
85	97.6	72.7	109.1
133	24.6	15.8	23.6#

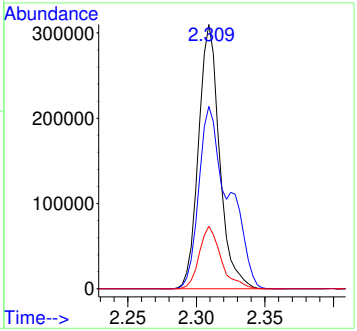

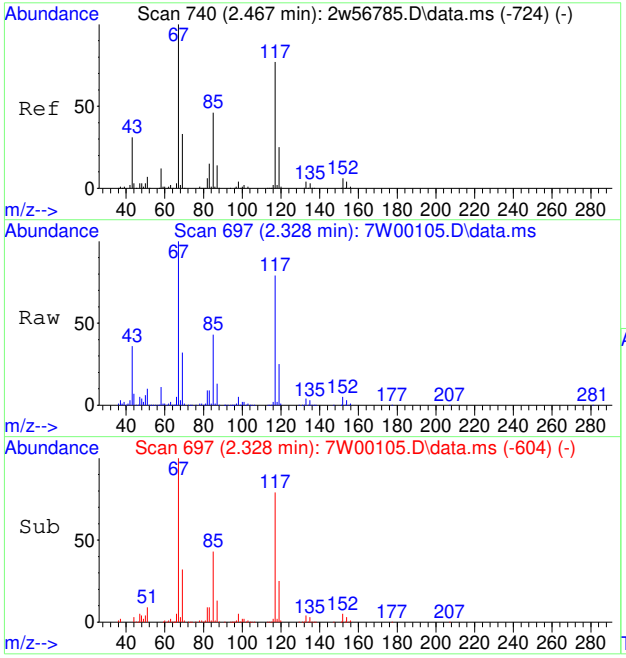

#20
FREON 123A
Concen: 10.85 PPBV
RT: 2.328 min Scan# 697
Delta R.T. 0.000 min
Lab File: 7W00105.D
Acq: 30 Nov 2022 5:59 pm

Tgt Ion:117 Resp: 220195

Ion	Ratio	Lower	Upper
117	100		
67	141.1	113.3	169.9

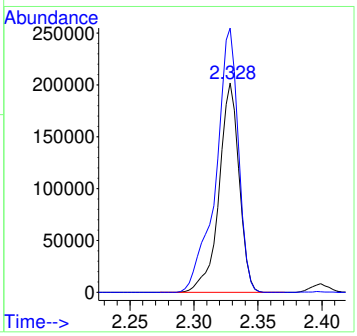

7.7.32

7

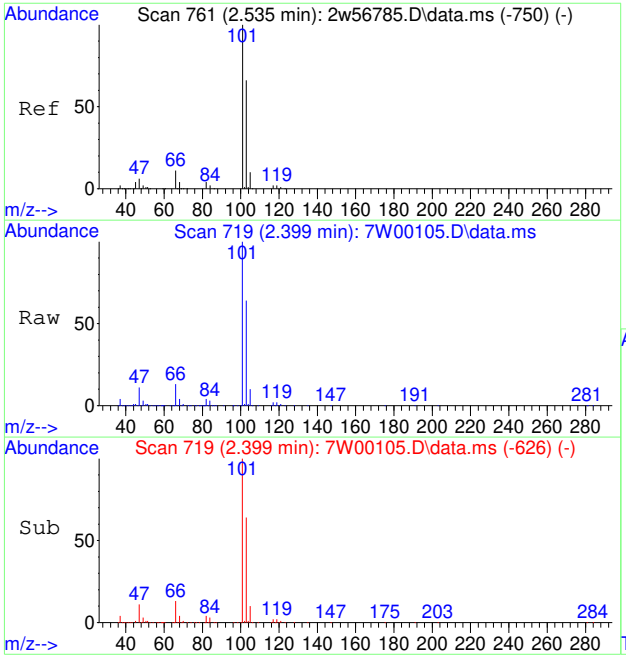

#21
TRICHLOROFLUOROMETHANE
Concen: 9.87 PPBV
RT: 2.399 min Scan# 719
Delta R.T. 0.000 min
Lab File: 7W00105.D
Acq: 30 Nov 2022 5:59 pm

Tgt Ion:101 Resp: 428809

Ion	Ratio	Lower	Upper
101	100		
103	64.5	51.8	77.6
105	10.5	8.4	12.6

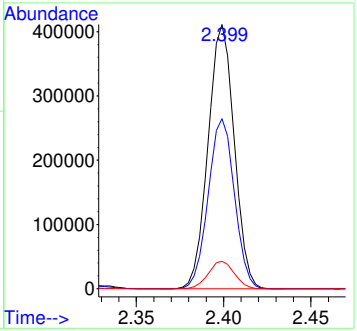

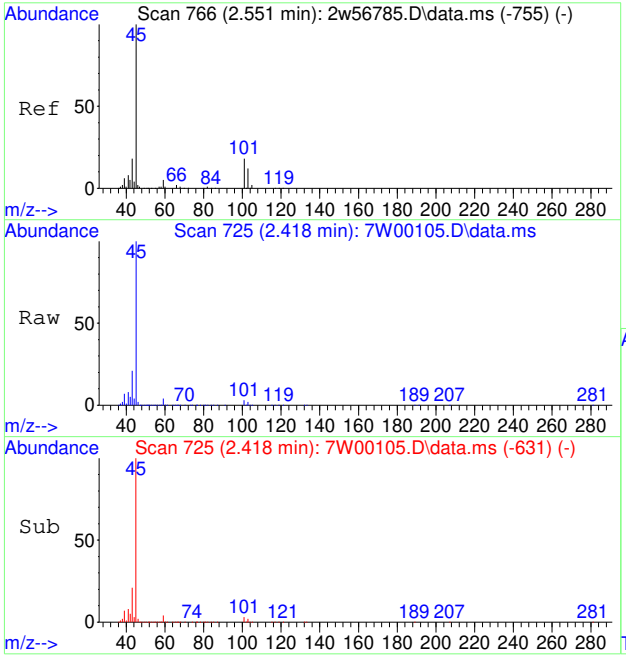

#22
ISOPROPYL ALCOHOL
Concen: 9.71 PPBV
RT: 2.418 min Scan# 725
Delta R.T. 0.003 min
Lab File: 7W00105.D
Acq: 30 Nov 2022 5:59 pm

Tgt Ion: 45 Resp: 288884

Ion	Ratio	Lower	Upper
45	100		
43	21.1	15.5	23.3
59	4.2	4.1	6.1

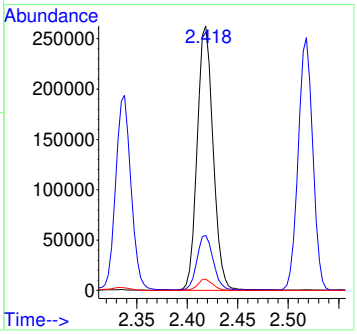

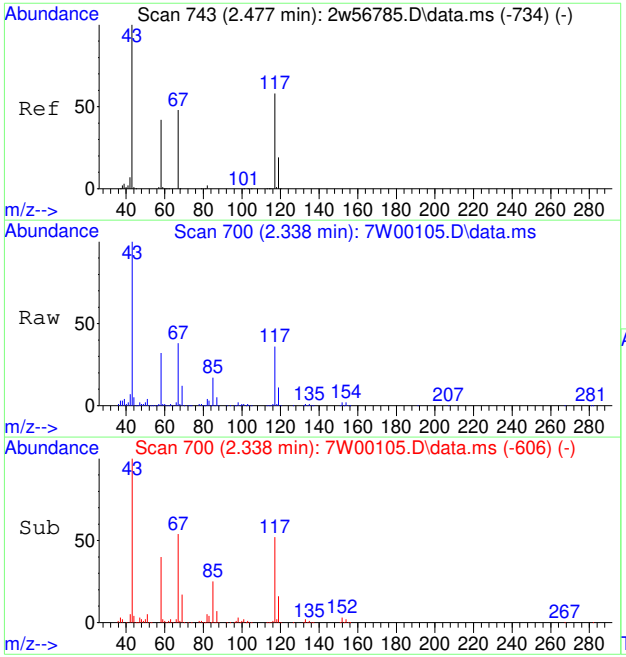

#23
ACETONE
Concen: 8.60 PPBV
RT: 2.338 min Scan# 700
Delta R.T. 0.003 min
Lab File: 7W00105.D
Acq: 30 Nov 2022 5:59 pm

Tgt Ion: 58 Resp: 65705

Ion	Ratio	Lower	Upper
58	100		
43	315.4	195.9	293.9#

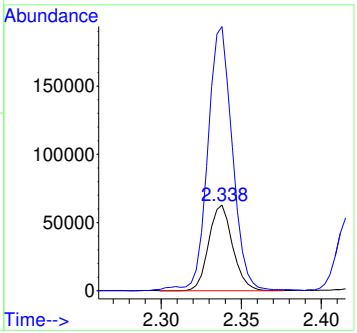

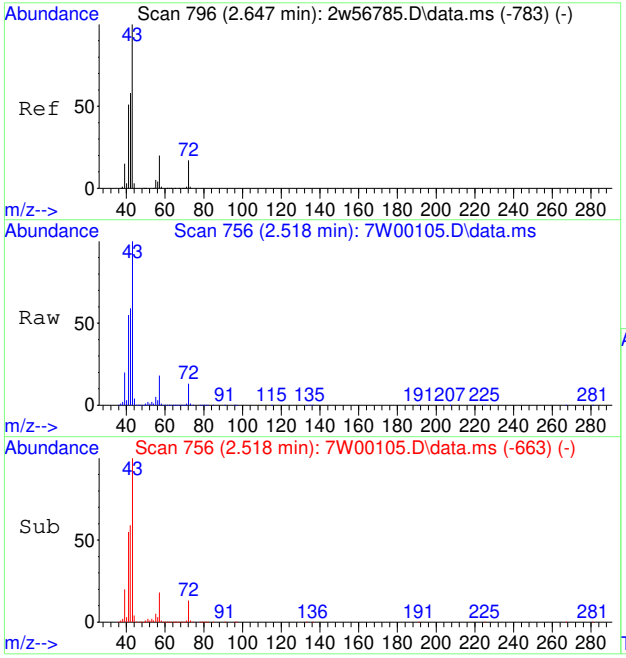

#24
PENTANE
Concen: 9.90 PPBV
RT: 2.518 min Scan# 756
Delta R.T. 0.000 min
Lab File: 7W00105.D
Acq: 30 Nov 2022 5:59 pm

Tgt Ion: 42 Resp: 149926

Ion	Ratio	Lower	Upper
42	100		
41	92.1	69.5	104.3
57	28.4	27.4	41.0

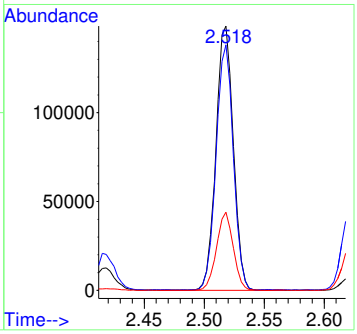

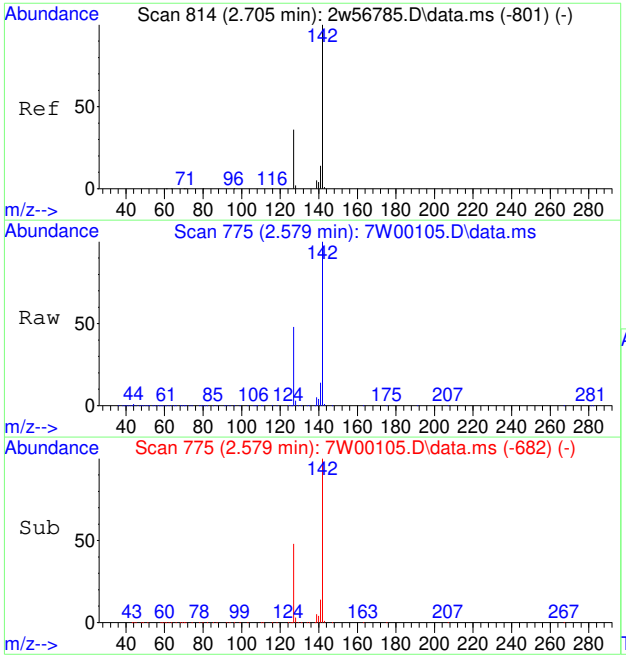

#25
IODOMETHANE
Concen: 9.46 PPBV
RT: 2.579 min Scan# 775
Delta R.T. 0.000 min
Lab File: 7W00105.D
Acq: 30 Nov 2022 5:59 pm

Tgt Ion:142 Resp: 409119

Ion	Ratio	Lower	Upper
142	100		
127	48.2	29.1	43.7#

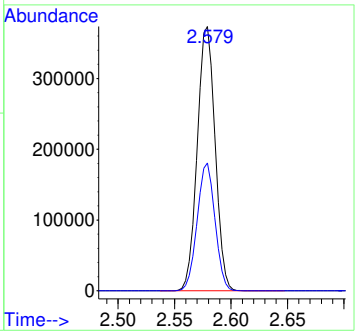

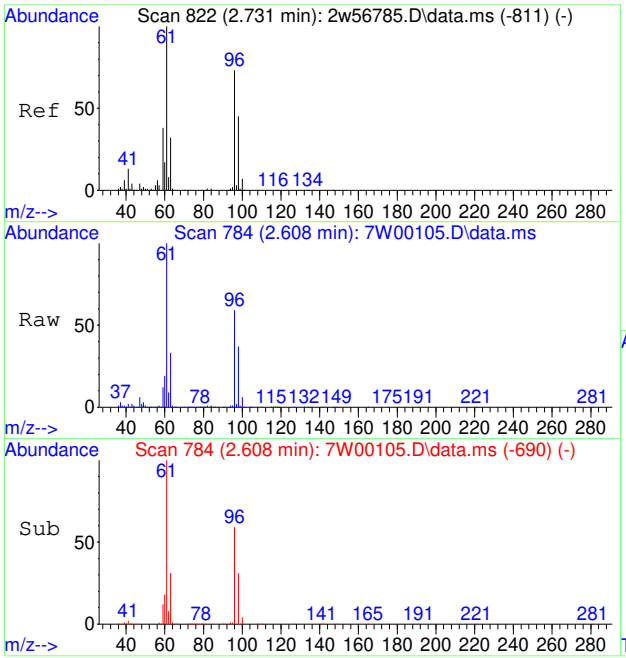

#26
1,1-DICHLOROETHYLENE
Concen: 9.56 PPBV
RT: 2.608 min Scan# 784
Delta R.T. 0.003 min
Lab File: 7W00105.D
Acq: 30 Nov 2022 5:59 pm

Tgt Ion: 96 Resp: 159826

Ion	Ratio	Lower	Upper
96	100		
61	171.2	109.4	164.2#
63	56.5	36.2	54.2#

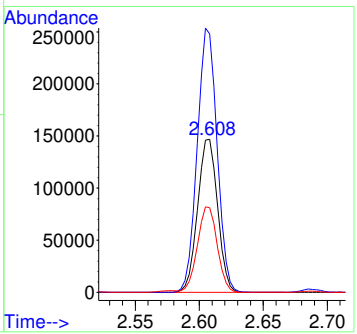

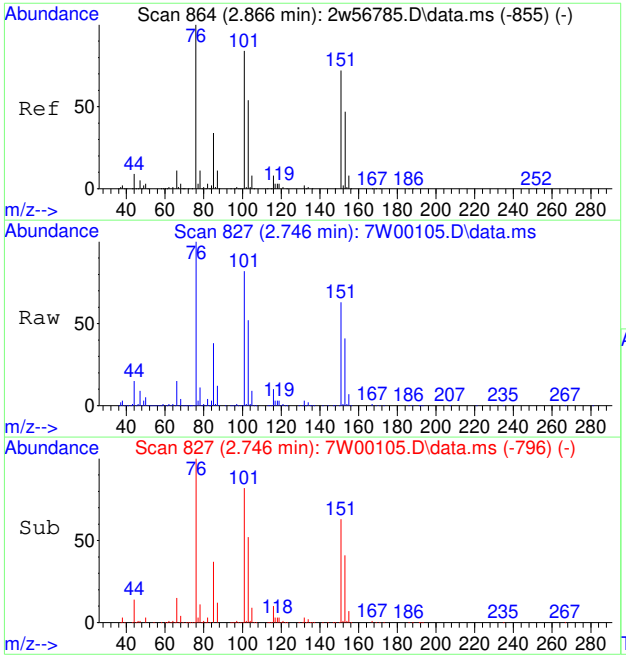

#27
CARBON DISULFIDE
Concen: 9.09 PPBV
RT: 2.746 min Scan# 827
Delta R.T. 0.000 min
Lab File: 7W00105.D
Acq: 30 Nov 2022 5:59 pm

Tgt Ion: 76 Resp: 454480

Ion	Ratio	Lower	Upper
76	100		
78	11.5	8.6	13.0
44	15.3	7.2	10.8#

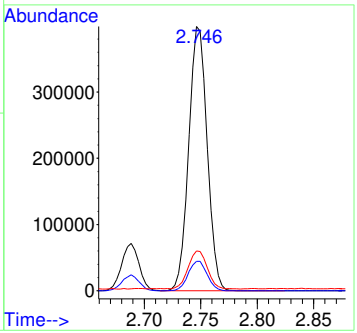

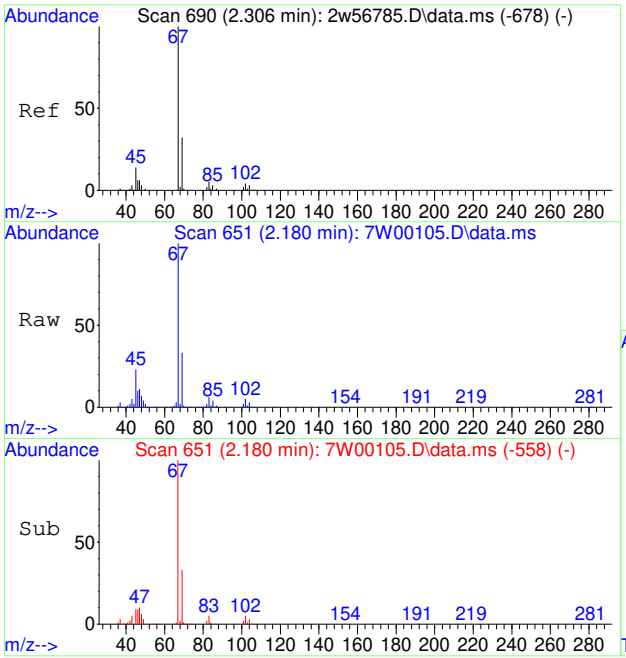

#28
ETHANOL
Concen: 8.36 PPBV
RT: 2.180 min Scan# 651
Delta R.T. -0.001 min
Lab File: 7W00105.D
Acq: 30 Nov 2022 5:59 pm

Tgt Ion: 45 Resp: 51749

Ion	Ratio	Lower	Upper
45	100		
46	41.4	34.1	51.1
42	9.1	6.1	9.1

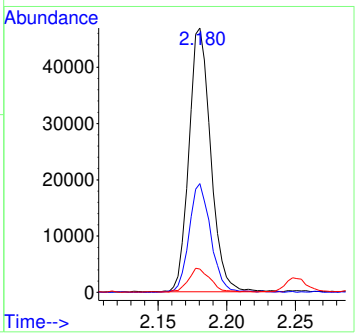

7.7.32

7

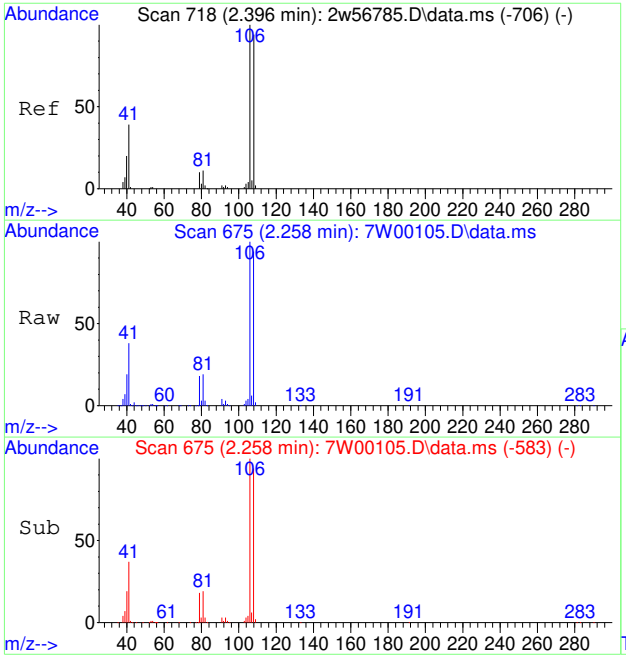

#29
BROMOETHENE
Concen: 9.86 PPBV
RT: 2.258 min Scan# 675
Delta R.T. -0.003 min
Lab File: 7W00105.D
Acq: 30 Nov 2022 5:59 pm

Tgt Ion:106 Resp: 139191

Ion	Ratio	Lower	Upper
106	100		
108	94.8	75.7	113.5
81	18.9	8.3	12.5#

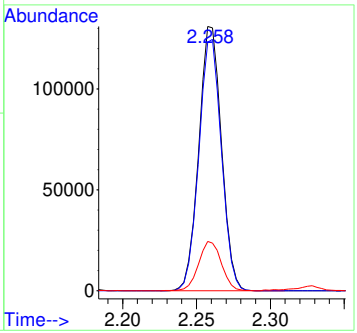

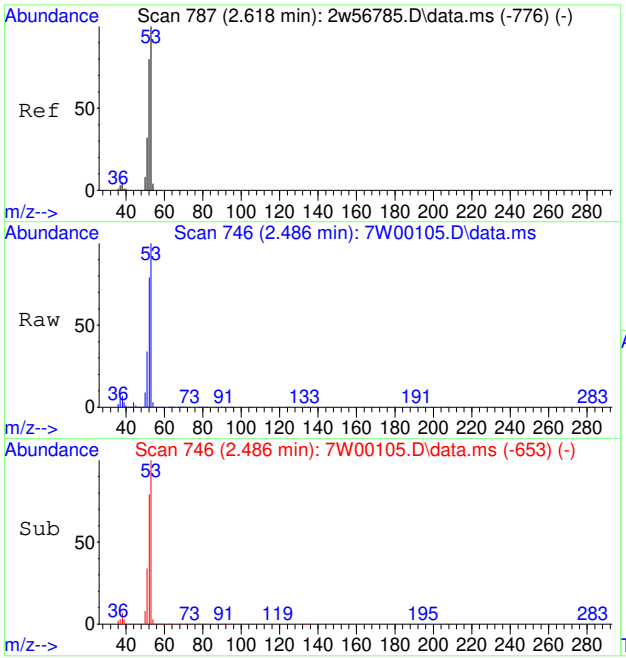

#30
ACRYLONITRILE
Concen: 8.34 PPBV
RT: 2.486 min Scan# 746
Delta R.T. -0.000 min
Lab File: 7W00105.D
Acq: 30 Nov 2022 5:59 pm

Tgt Ion: 52 Resp: 91620

Ion	Ratio	Lower	Upper
52	100		
53	128.1	102.0	153.0
51	41.9	34.8	52.2

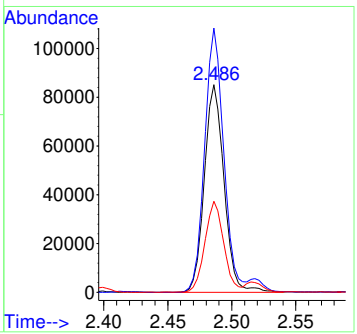

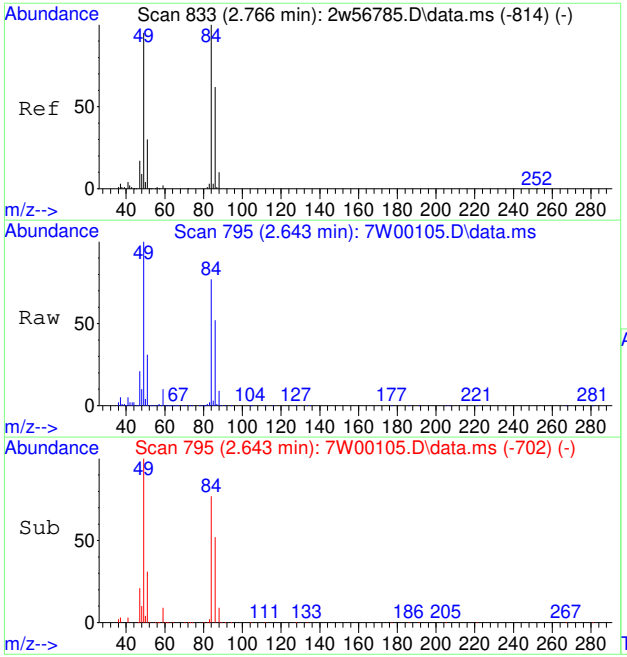

#31
METHYLENE CHLORIDE
Concen: 8.97 PPBV
RT: 2.643 min Scan# 795
Delta R.T. -0.001 min
Lab File: 7W00105.D
Acq: 30 Nov 2022 5:59 pm

Tgt Ion: 84 Resp: 142466

Ion	Ratio	Lower	Upper
84	100		
86	66.5	50.9	76.3
49	132.6	78.6	118.0#

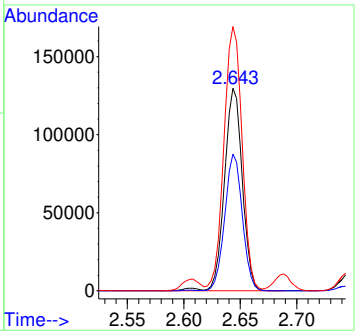

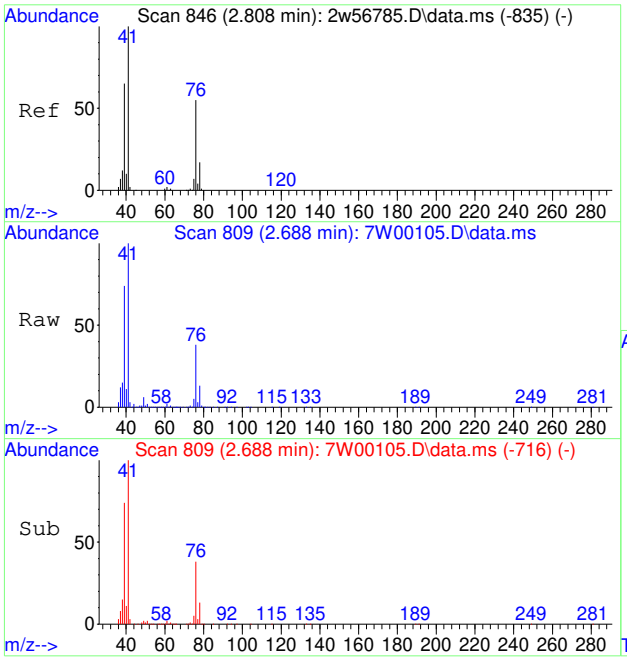

#32
3-CHLOROPROPENE
Concen: 9.89 PPBV
RT: 2.688 min Scan# 809
Delta R.T. -0.001 min
Lab File: 7W00105.D
Acq: 30 Nov 2022 5:59 pm

Tgt Ion: 76 Resp: 76427

Ion	Ratio	Lower	Upper
76	100		
41	265.8	147.9	221.9#
39	199.1	94.6	141.8#
78	33.3	25.9	38.9

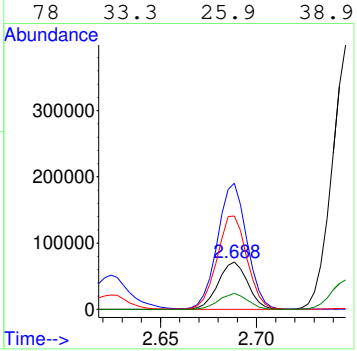

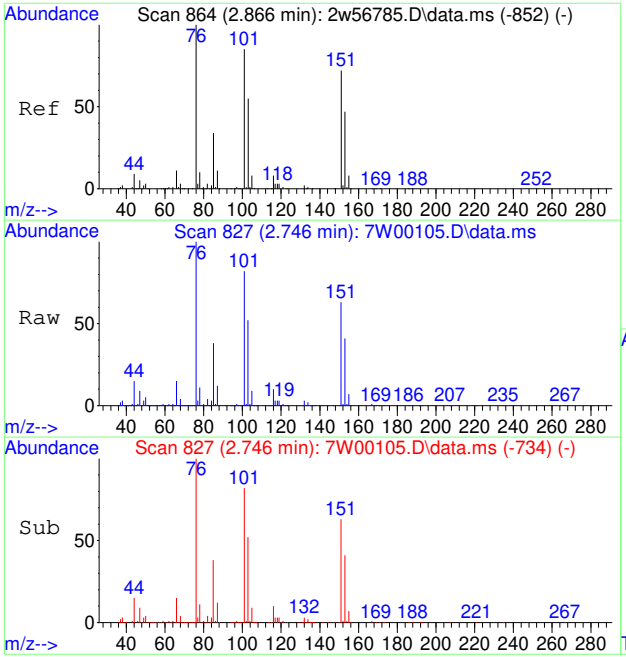

#33
FREON 113
Concen: 9.66 PPBV
RT: 2.746 min Scan# 827
Delta R.T. 0.000 min
Lab File: 7W00105.D
Acq: 30 Nov 2022 5:59 pm

Tgt Ion:151 Resp: 277701

Ion	Ratio	Lower	Upper
151	100		
101	130.4	94.8	142.2
103	83.8	61.0	91.4

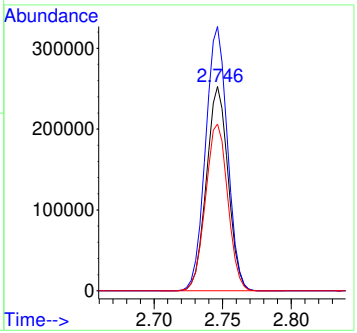

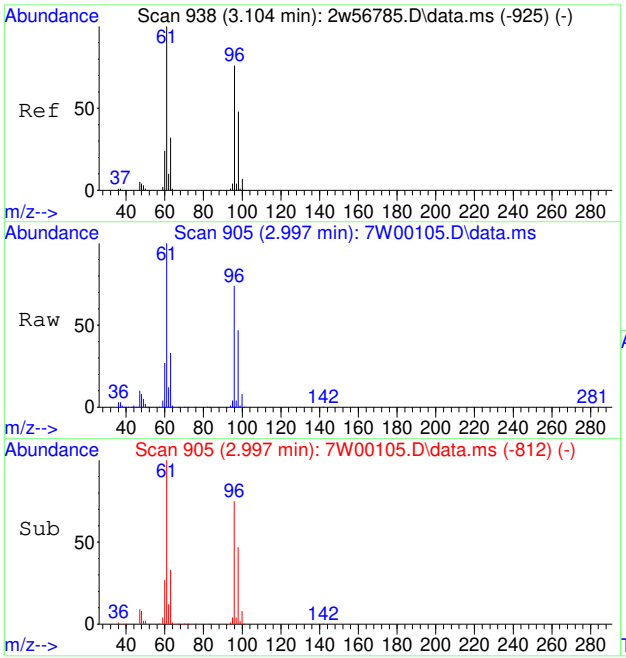

#34
TRANS-1,2-DICHLOROETHENE
Concen: 9.51 PPBV
RT: 2.997 min Scan# 905
Delta R.T. 0.000 min
Lab File: 7W00105.D
Acq: 30 Nov 2022 5:59 pm

Tgt Ion: 96 Resp: 121734

Ion	Ratio	Lower	Upper
96	100		
61	133.7	104.3	156.5
98	63.7	50.6	76.0

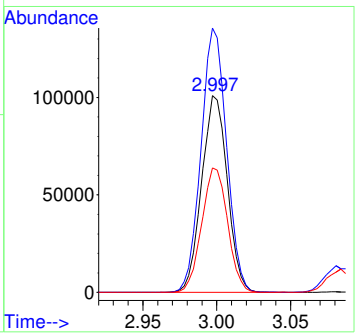

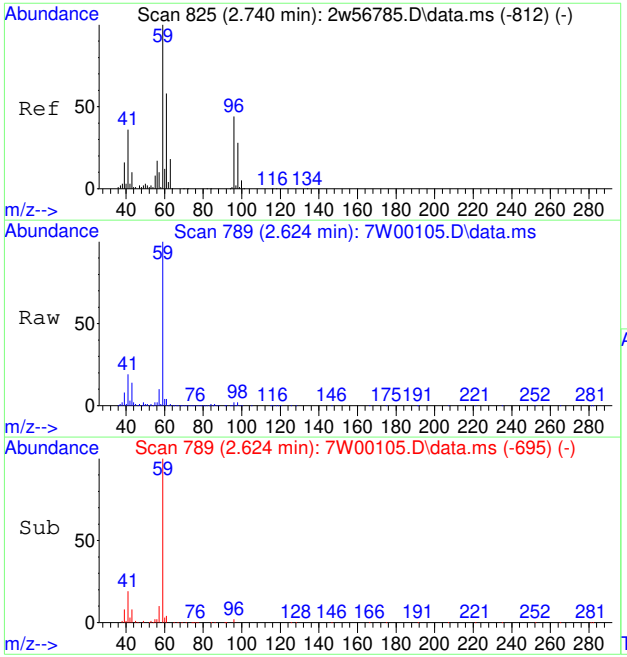

#35
TERTIARY BUTYL ALCOHOL
Concen: 8.51 PPBV
RT: 2.624 min Scan# 789
Delta R.T. 0.003 min
Lab File: 7W00105.D
Acq: 30 Nov 2022 5:59 pm

Tgt Ion: 59 Resp: 328572

Ion	Ratio	Lower	Upper
59	100		
41	20.2	29.9	44.9#
43	14.2	8.9	13.3#

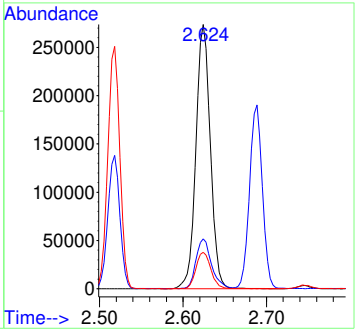

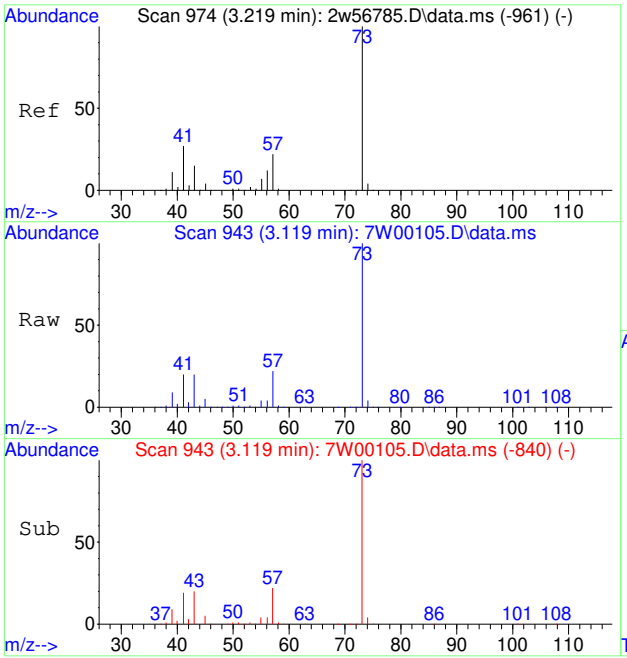

#36
METHYL TERTIARY BUTYL ETHER
Concen: 9.45 PPBV
RT: 3.119 min Scan# 943
Delta R.T. 0.000 min
Lab File: 7W00105.D
Acq: 30 Nov 2022 5:59 pm

Tgt Ion: 73 Resp: 339388

Ion	Ratio	Lower	Upper
73	100		
45	5.3	3.2	4.8#

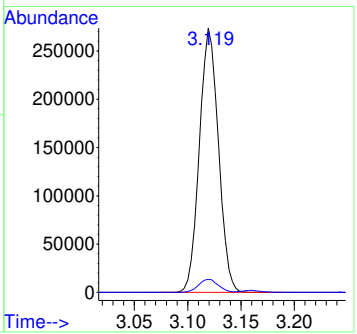

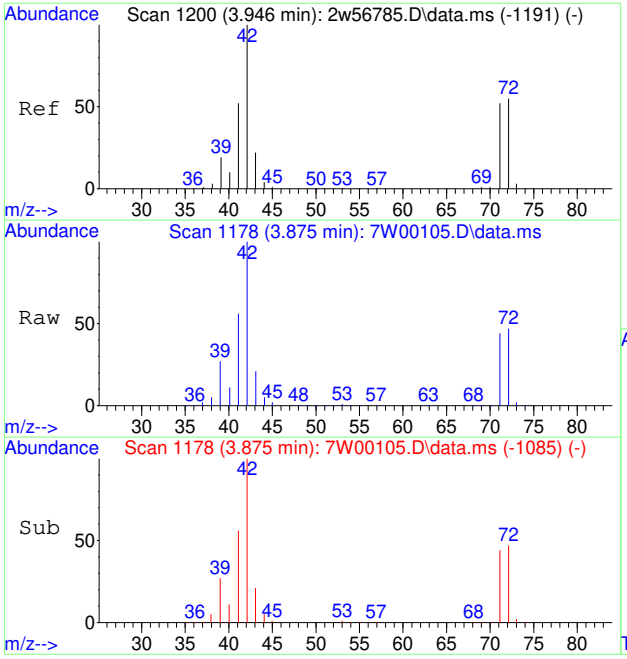

#37
TETRAHYDROFURAN
Concen: 9.38 PPBV
RT: 3.875 min Scan# 1178
Delta R.T. -0.000 min
Lab File: 7W00105.D
Acq: 30 Nov 2022 5:59 pm

Tgt Ion: 72 Resp: 55138

Ion	Ratio	Lower	Upper
72	100		
42	212.5	149.0	223.6
71	93.5	74.5	111.7

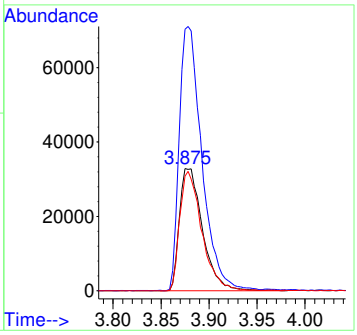

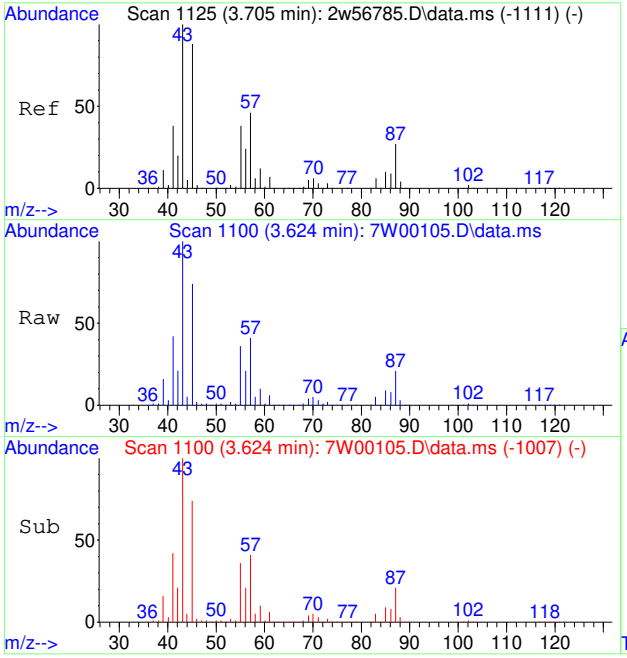

#38
HEXANE
Concen: 9.98 PPBV
RT: 3.624 min Scan# 1100
Delta R.T. 0.000 min
Lab File: 7W00105.D
Acq: 30 Nov 2022 5:59 pm

Tgt Ion: 57 Resp: 192285

Ion	Ratio	Lower	Upper
57	100		
56	52.3	42.0	63.0
41	105.7	66.2	99.2#

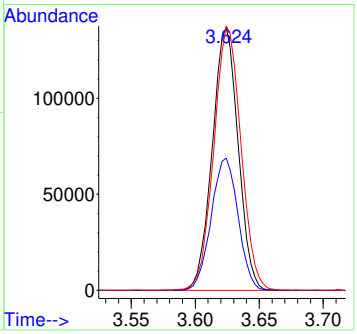

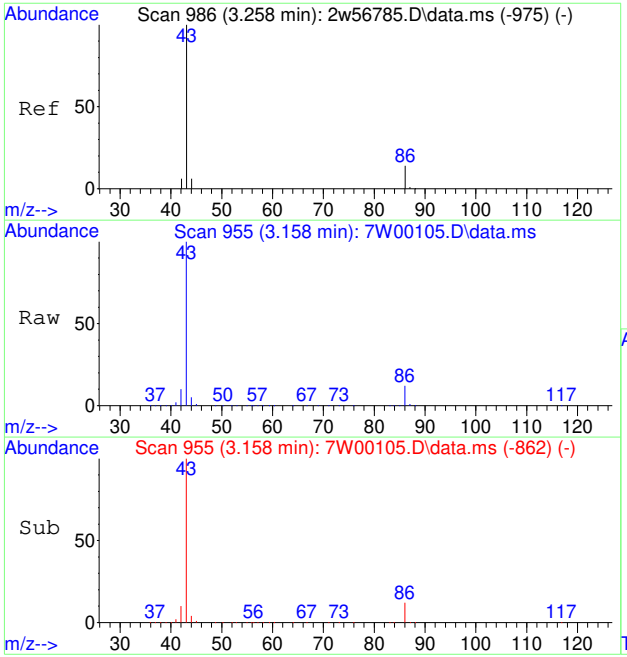

#39
VINYL ACETATE
Concen: 8.84 PPBV
RT: 3.158 min Scan# 955
Delta R.T. -0.000 min
Lab File: 7W00105.D
Acq: 30 Nov 2022 5:59 pm

Tgt Ion: 86 Resp: 32007

Ion	Ratio	Lower	Upper
86	100		
43	846.3	626.3	939.5
44	42.6	34.5	51.7

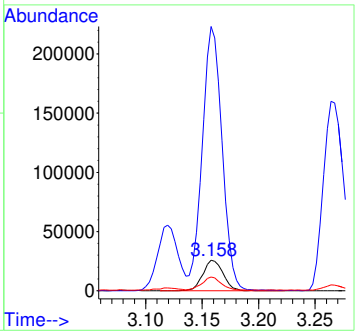

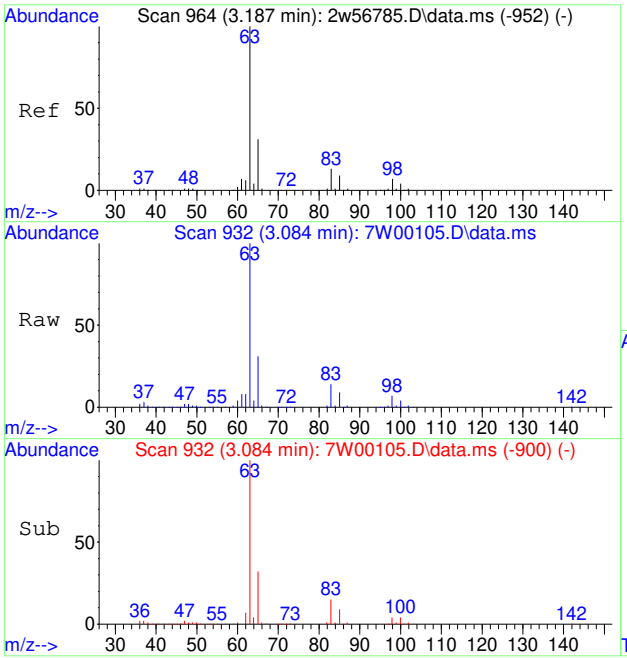

#40
1,1-DICHLOROETHANE
Concen: 9.92 PPBV
RT: 3.084 min Scan# 932
Delta R.T. 0.003 min
Lab File: 7W00105.D
Acq: 30 Nov 2022 5:59 pm

Tgt Ion: 63 Resp: 201890

Ion	Ratio	Lower	Upper
63	100		
65	31.8	25.3	37.9
83	14.3	10.6	16.0

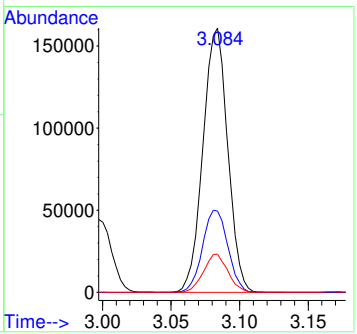

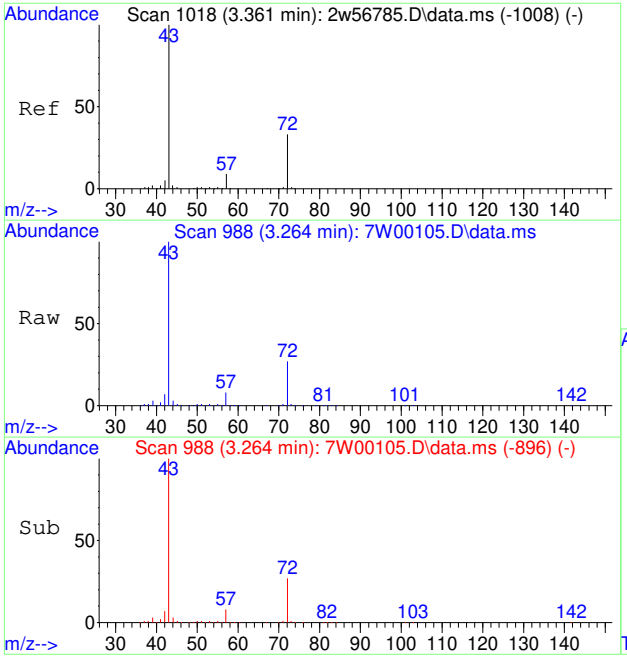

#41
METHYL ETHYL KETONE
Concen: 9.35 PPBV
RT: 3.264 min Scan# 988
Delta R.T. -0.003 min
Lab File: 7W00105.D
Acq: 30 Nov 2022 5:59 pm

Tgt Ion: 72 Resp: 59252

Ion	Ratio	Lower	Upper
72	100		
57	30.6	22.2	33.4
43	358.6	252.6	378.8

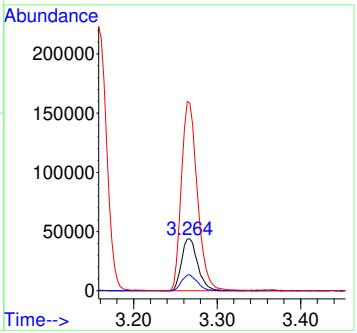

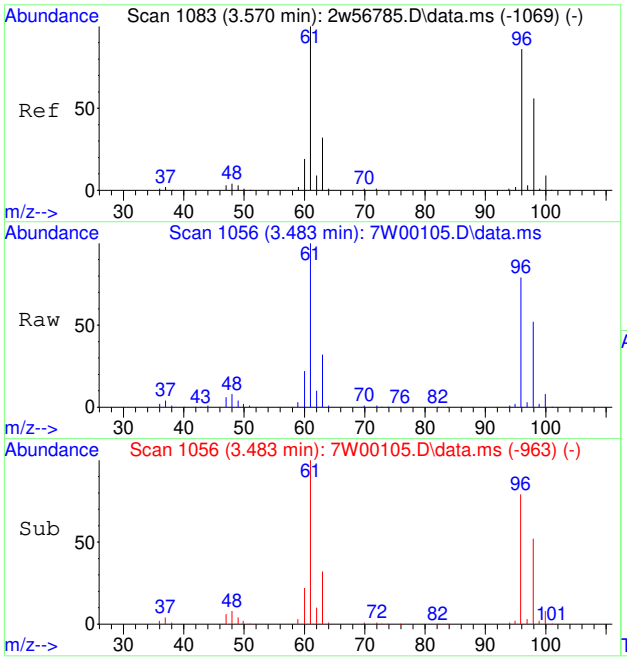

#42
CIS-1,2-DICHLOROETHENE
Concen: 9.83 PPBV
RT: 3.483 min Scan# 1056
Delta R.T. -0.000 min
Lab File: 7W00105.D
Acq: 30 Nov 2022 5:59 pm

Tgt Ion: 96 Resp: 131315

Ion	Ratio	Lower	Upper
96	100		
98	64.1	51.1	76.7
61	124.7	93.9	140.9

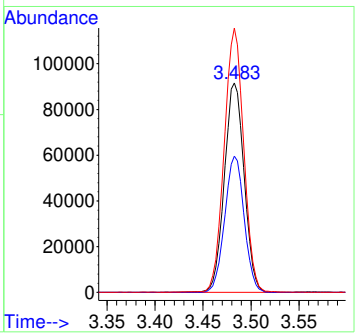

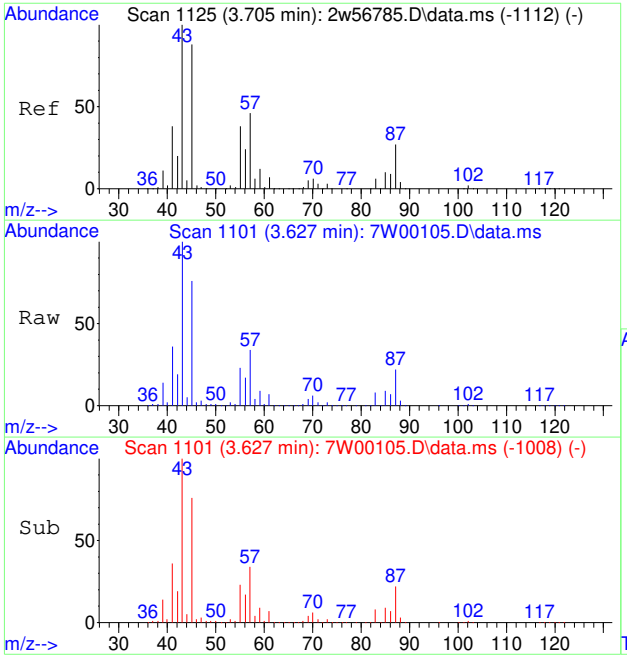

#43
DIISOPROPYL ETHER
Concen: 9.65 PPBV
RT: 3.627 min Scan# 1101
Delta R.T. 0.000 min
Lab File: 7W00105.D
Acq: 30 Nov 2022 5:59 pm

Tgt Ion: 59 Resp: 56842

Ion	Ratio	Lower	Upper
59	100		
45	708.7	539.8	809.8

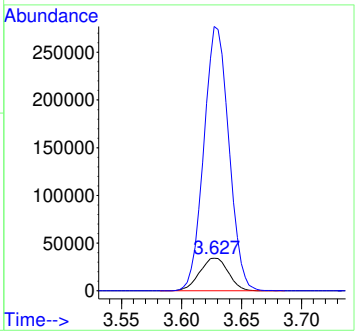

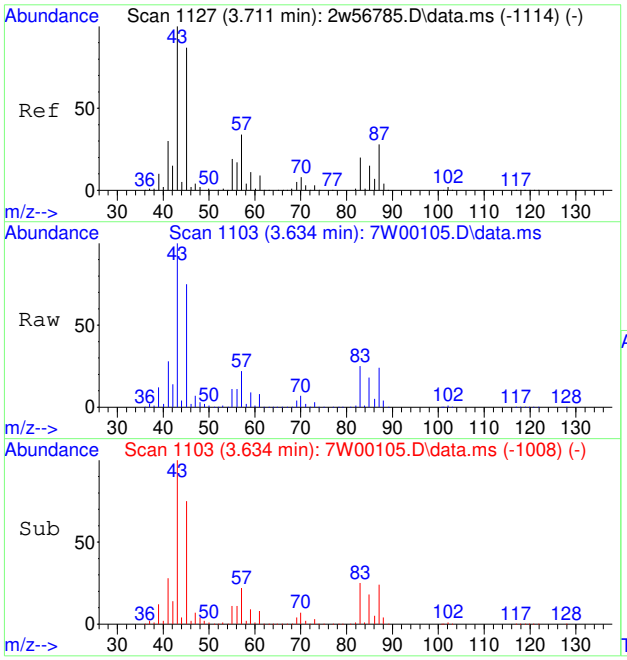

#44
ETHYL ACETATE
Concen: 9.72 PPBV
RT: 3.634 min Scan# 1103
Delta R.T. 0.007 min
Lab File: 7W00105.D
Acq: 30 Nov 2022 5:59 pm

Tgt Ion: 61 Resp: 38345

Ion	Ratio	Lower	Upper
61	100		
43	1454.4	986.2	1479.2
88	49.3	38.8	58.2

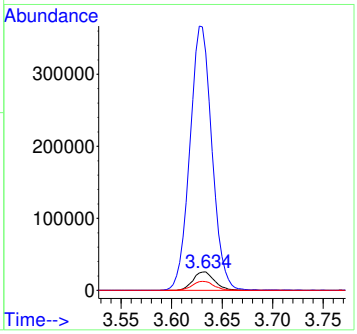

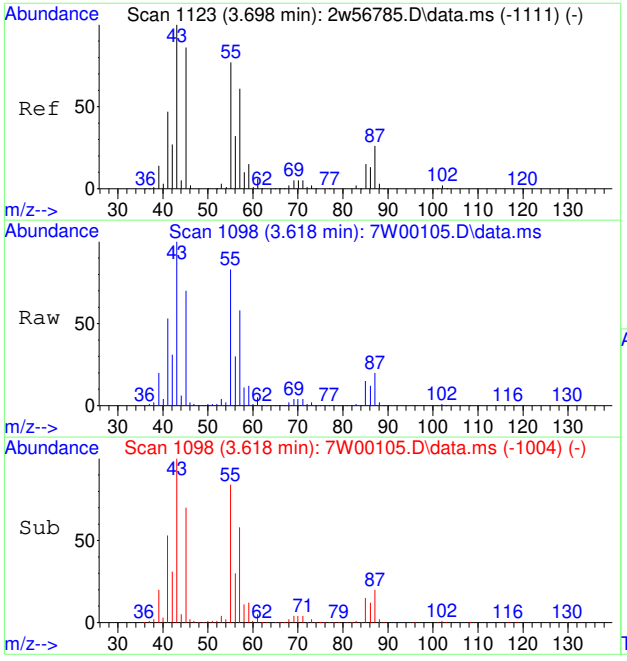

#45
METHYL ACRYLATE
Concen: 9.27 PPBV
RT: 3.618 min Scan# 1098
Delta R.T. 0.003 min
Lab File: 7W00105.D
Acq: 30 Nov 2022 5:59 pm

Tgt Ion: 55 Resp: 221516

Ion	Ratio	Lower	Upper
55	100		
85	0.0	0.0	0.0
58	14.3	11.7	17.5

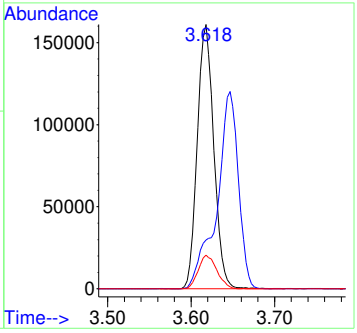

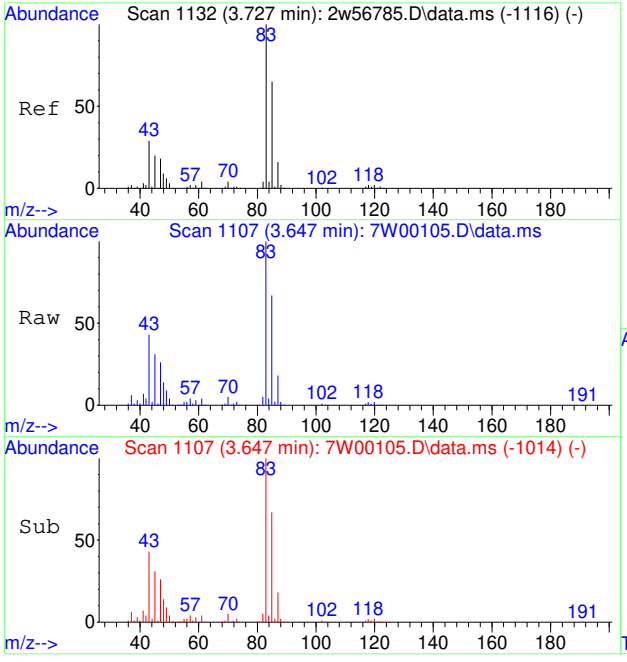

#46
CHLOROFORM
Concen: 9.72 PPBV
RT: 3.647 min Scan# 1107
Delta R.T. -0.000 min
Lab File: 7W00105.D
Acq: 30 Nov 2022 5:59 pm

Tgt Ion: 83 Resp: 263396

Ion	Ratio	Lower	Upper
83	100		
85	81.8	64.2	96.4
47	26.2	15.2	22.8#

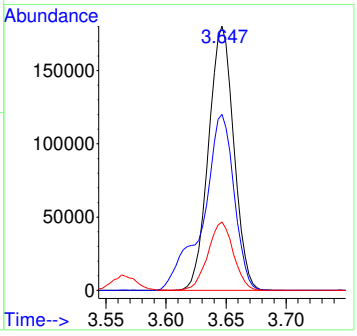

7.7.32

7

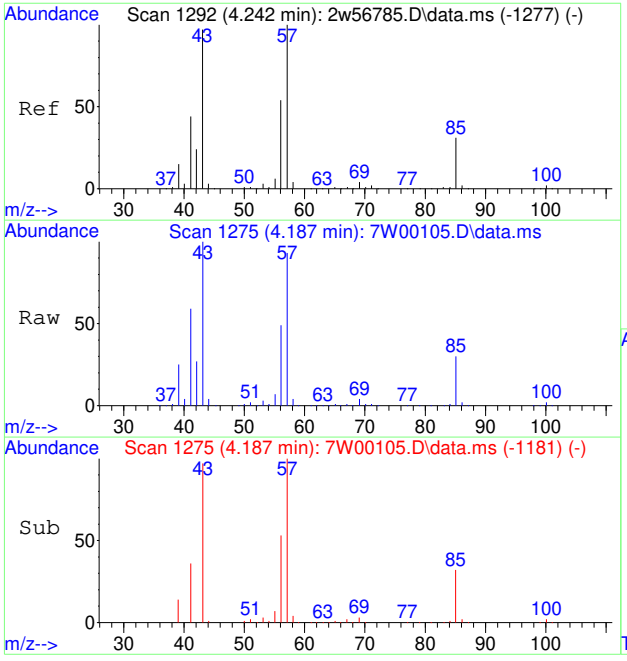

#47
2,4-DIMETHYLPENTANE
Concen: 9.93 PPBV
RT: 4.187 min Scan# 1275
Delta R.T. 0.003 min
Lab File: 7W00105.D
Acq: 30 Nov 2022 5:59 pm

Tgt Ion: 57 Resp: 214812

Ion	Ratio	Lower	Upper
57	100		
56	55.1	43.9	65.9
85	32.2	25.0	37.6

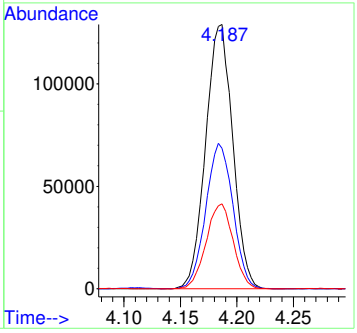

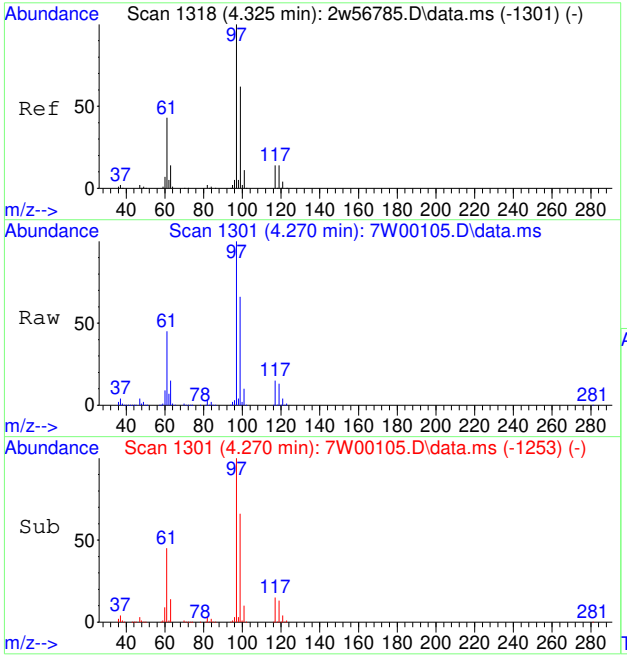

#48
1,1,1-TRICHLOROETHANE
Concen: 9.94 PPBV
RT: 4.270 min Scan# 1301
Delta R.T. 0.003 min
Lab File: 7W00105.D
Acq: 30 Nov 2022 5:59 pm

Tgt Ion: 97 Resp: 267612

Ion	Ratio	Lower	Upper
97	100		
99	64.1	50.8	76.2
61	44.3	34.8	52.2

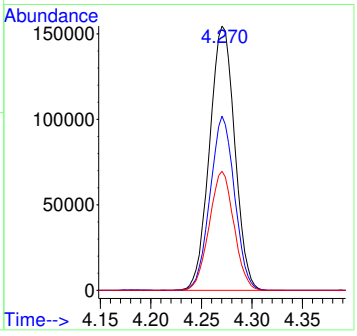

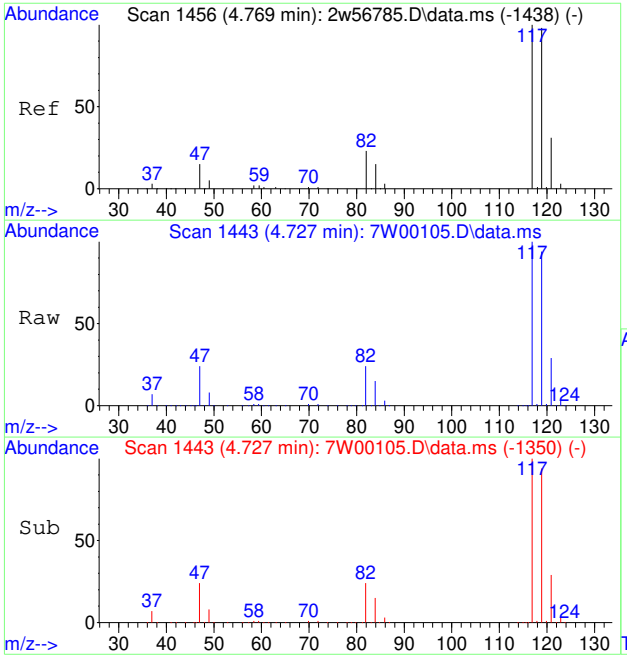

#49
CARBON TETRACHLORIDE
Concen: 10.01 PPBV
RT: 4.727 min Scan# 1443
Delta R.T. -0.000 min
Lab File: 7W00105.D
Acq: 30 Nov 2022 5:59 pm

Tgt Ion:117 Resp: 283770

Ion	Ratio	Lower	Upper
117	100		
119	95.4	77.5	116.3
121	30.4	24.9	37.3

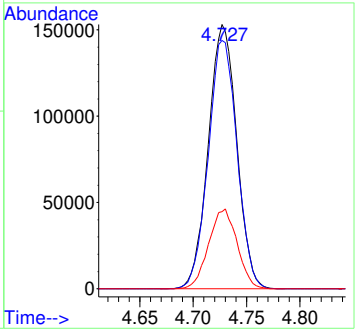

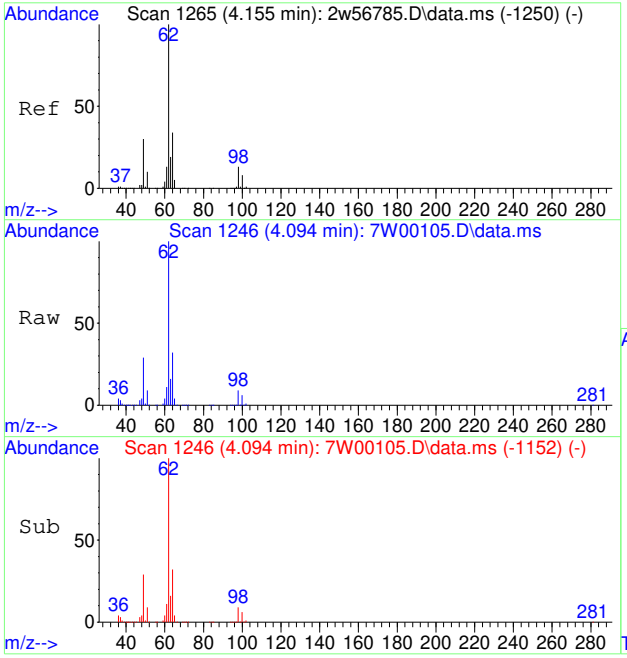

#50
1,2-DICHLOROETHANE
Concen: 9.92 PPBV
RT: 4.094 min Scan# 1246
Delta R.T. 0.004 min
Lab File: 7W00105.D
Acq: 30 Nov 2022 5:59 pm

Tgt Ion: 62 Resp: 171873

Ion	Ratio	Lower	Upper
62	100		
64	32.6	26.6	40.0
98	9.6	10.1	15.1#

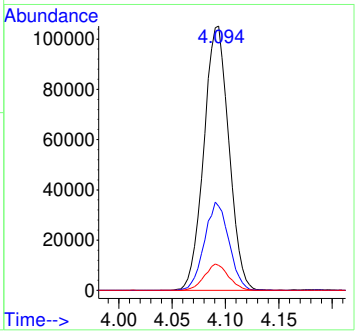

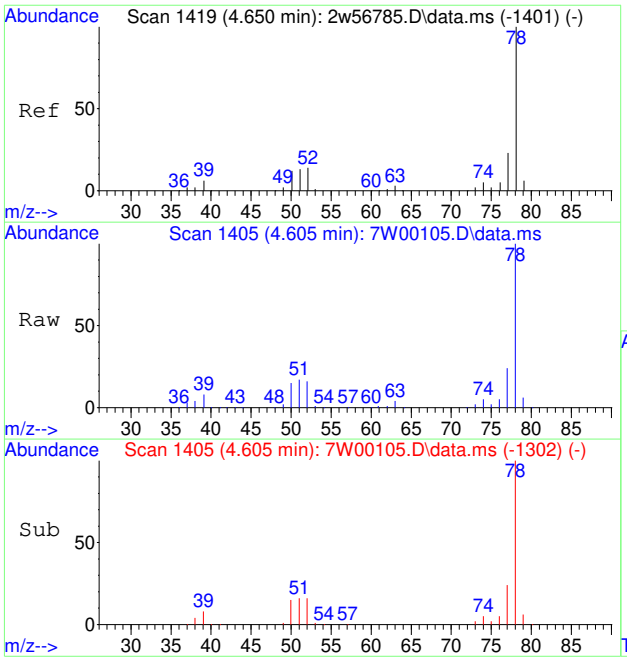

#51
BENZENE
Concen: 9.59 PPBV
RT: 4.605 min Scan# 1405
Delta R.T. -0.000 min
Lab File: 7W00105.D
Acq: 30 Nov 2022 5:59 pm

Tgt Ion: 78 Resp: 374725

Ion	Ratio	Lower	Upper
78	100		
52	15.4	0.0	34.0
51	17.0	0.0	33.5

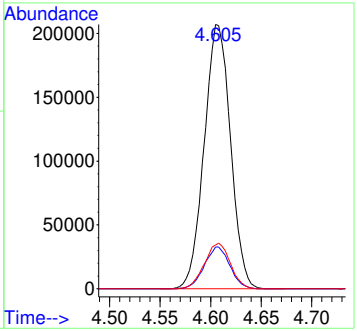

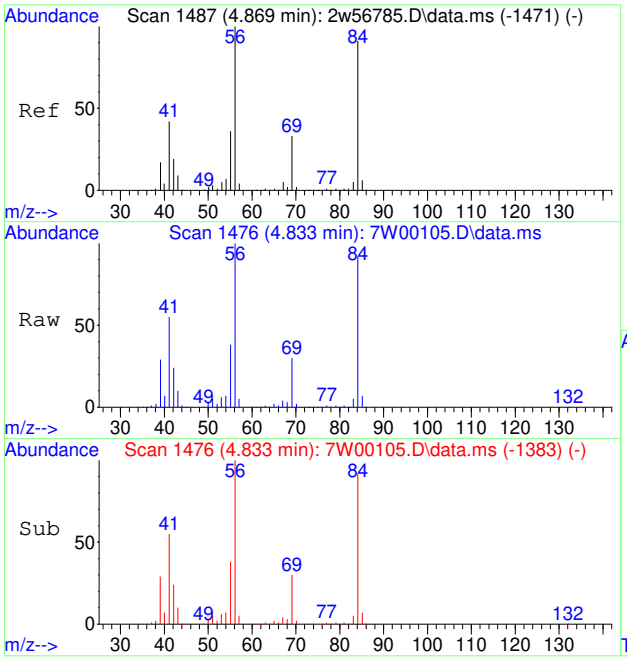

#53
CYCLOHEXANE
Concen: 10.28 PPBV
RT: 4.833 min Scan# 1476
Delta R.T. 0.000 min
Lab File: 7W00105.D
Acq: 30 Nov 2022 5:59 pm

Tgt Ion: 84 Resp: 166417

Ion	Ratio	Lower	Upper
84	100		
69	34.3	28.2	42.2
56	110.7	88.1	132.1

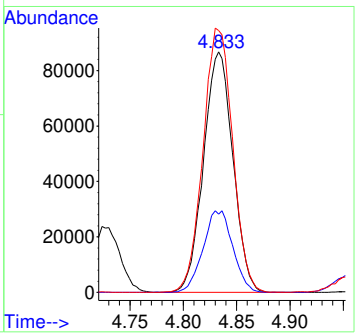

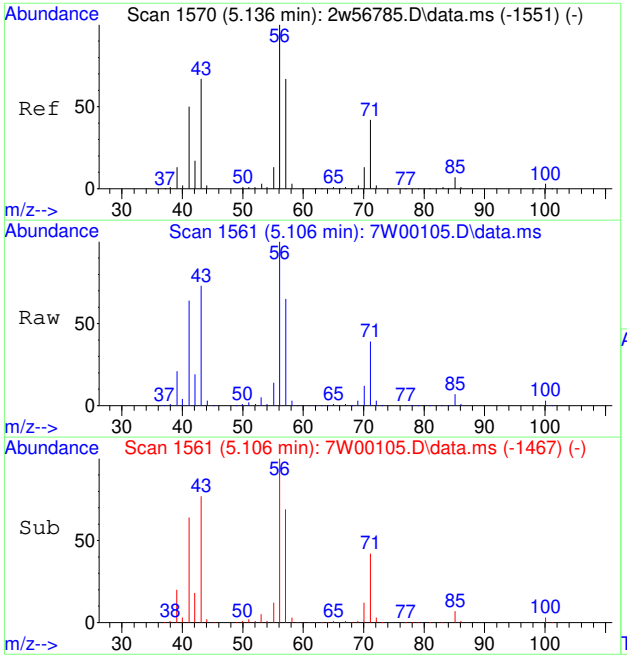

#54
2,3-DIMETHYLPENTANE
Concen: 10.21 PPBV
RT: 5.106 min Scan# 1561
Delta R.T. 0.003 min
Lab File: 7W00105.D
Acq: 30 Nov 2022 5:59 pm

Tgt Ion: 71 Resp: 84375

Ion	Ratio	Lower	Upper
71	100		
56	252.2	188.6	283.0
85	18.2	13.4	20.0

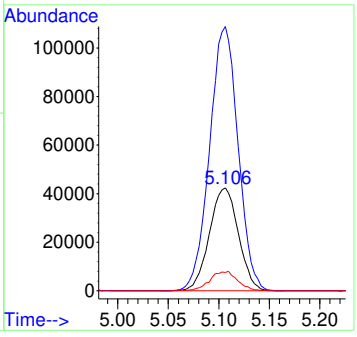

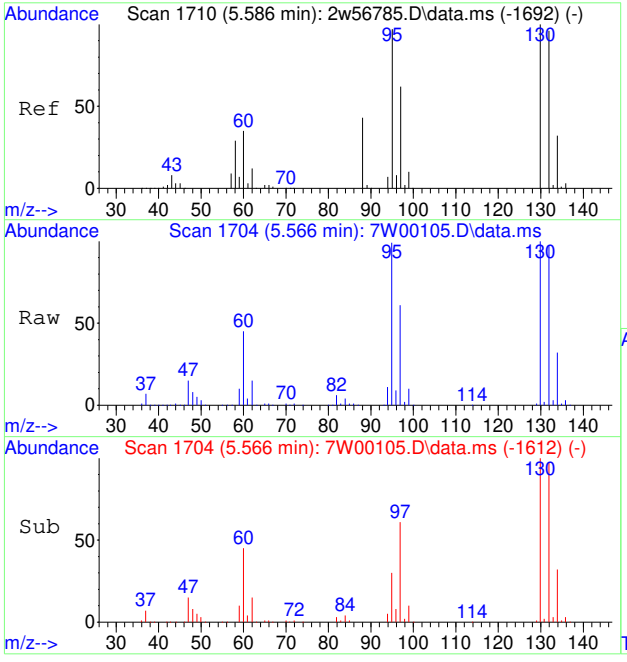

#55
TRICHLOROETHENE
Concen: 10.36 PPBV
RT: 5.566 min Scan# 1704
Delta R.T. -0.003 min
Lab File: 7W00105.D
Acq: 30 Nov 2022 5:59 pm

Tgt Ion: 95 Resp: 181566

Ion	Ratio	Lower	Upper
95	100		
130	104.4	83.2	124.8
132	102.7	79.8	119.6
97	64.0	51.3	76.9

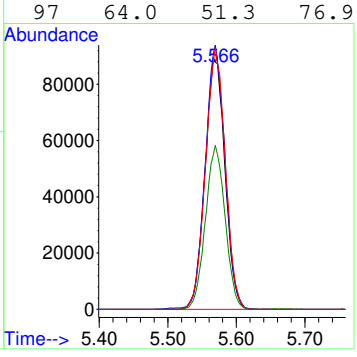

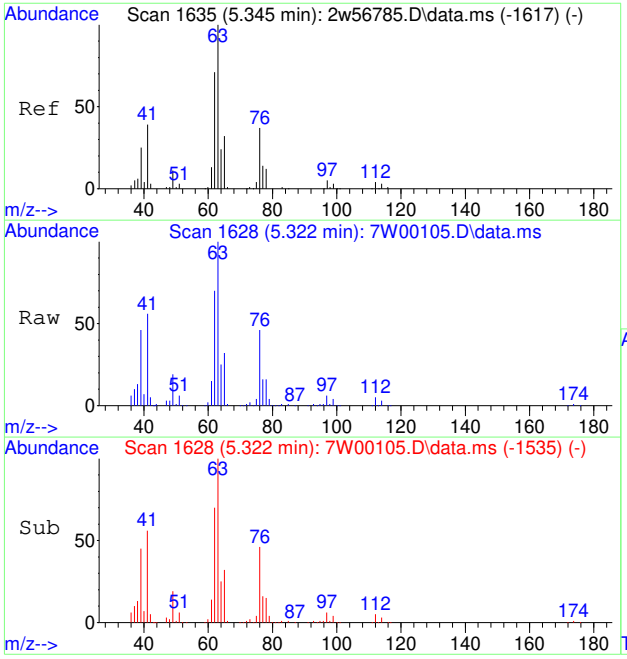

#56
1,2-DICHLOROPROPANE
Concen: 9.56 PPBV
RT: 5.322 min Scan# 1628
Delta R.T. -0.000 min
Lab File: 7W00105.D
Acq: 30 Nov 2022 5:59 pm

Tgt Ion: 63 Resp: 136163

Ion	Ratio	Lower	Upper
63	100		
65	30.5	25.0	37.6
76	44.7	29.3	43.9#

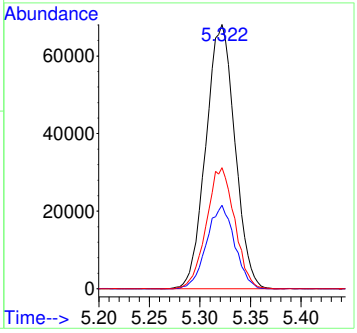

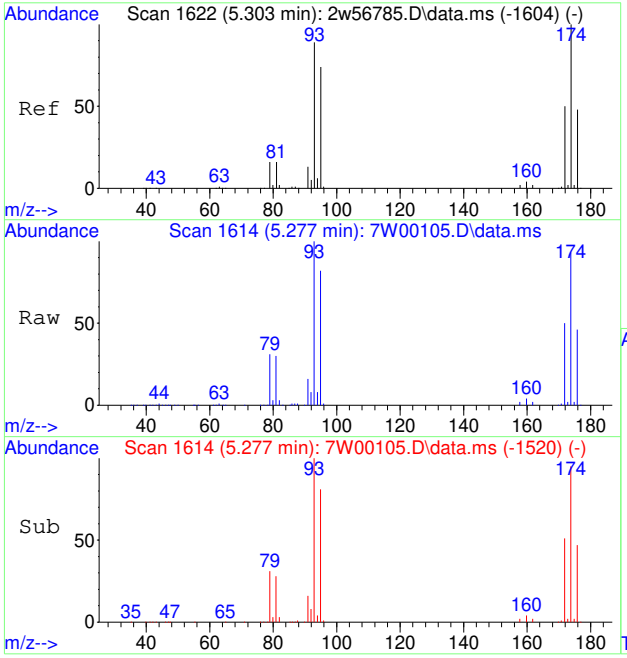

#57
DIBROMOMETHANE
Concen: 9.32 PPBV
RT: 5.277 min Scan# 1614
Delta R.T. 0.003 min
Lab File: 7W00105.D
Acq: 30 Nov 2022 5:59 pm

Tgt Ion:174 Resp: 151647

Ion	Ratio	Lower	Upper
174	100		
93	108.0	71.9	107.9#
95	89.7	60.4	90.6
172	52.6	41.0	61.6

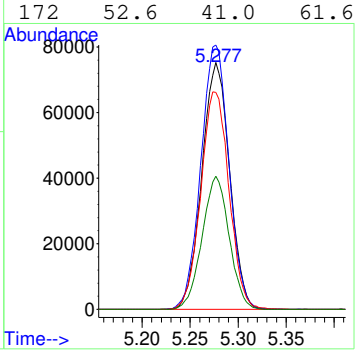

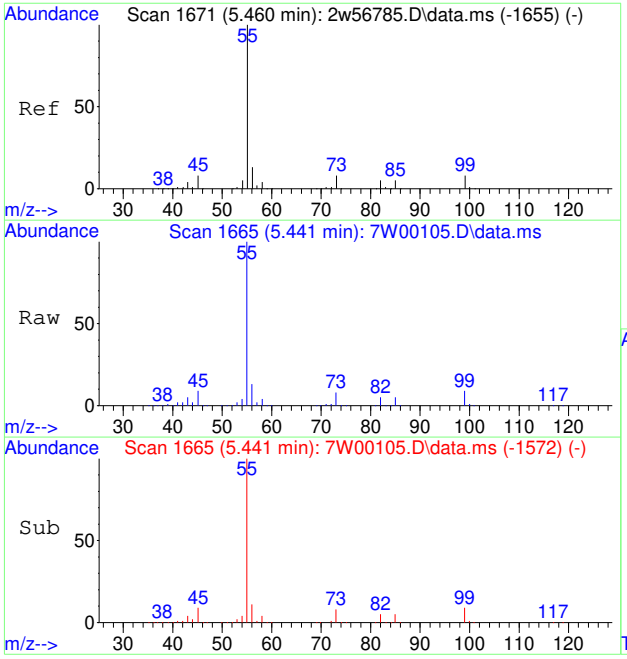

#58
ETHYL ACRYLATE
Concen: 9.31 PPBV
RT: 5.441 min Scan# 1665
Delta R.T. -0.000 min
Lab File: 7W00105.D
Acq: 30 Nov 2022 5:59 pm

Tgt Ion: 55 Resp: 264980

Ion	Ratio	Lower	Upper
55	100		
56	12.4	10.0	15.0
45	9.1	6.8	10.2
99	8.2	6.6	9.8

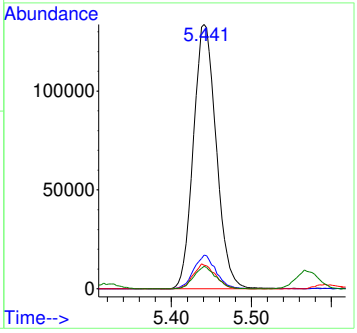

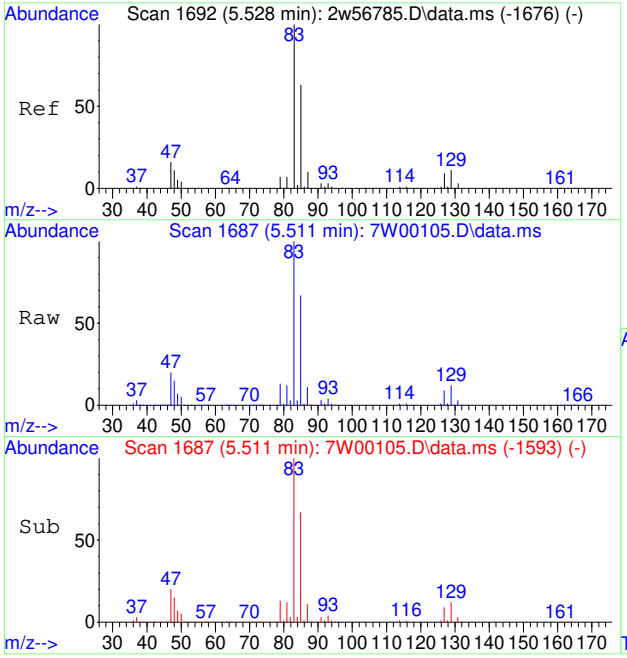

#59
BROMODICHLOROMETHANE
Concen: 10.30 PPBV
RT: 5.511 min Scan# 1687
Delta R.T. 0.003 min
Lab File: 7W00105.D
Acq: 30 Nov 2022 5:59 pm

Tgt Ion: 83 Resp: 285447

Ion	Ratio	Lower	Upper
83	100		
85	66.3	51.8	77.8

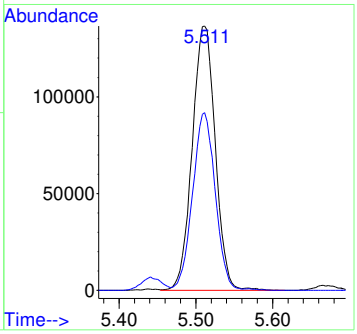

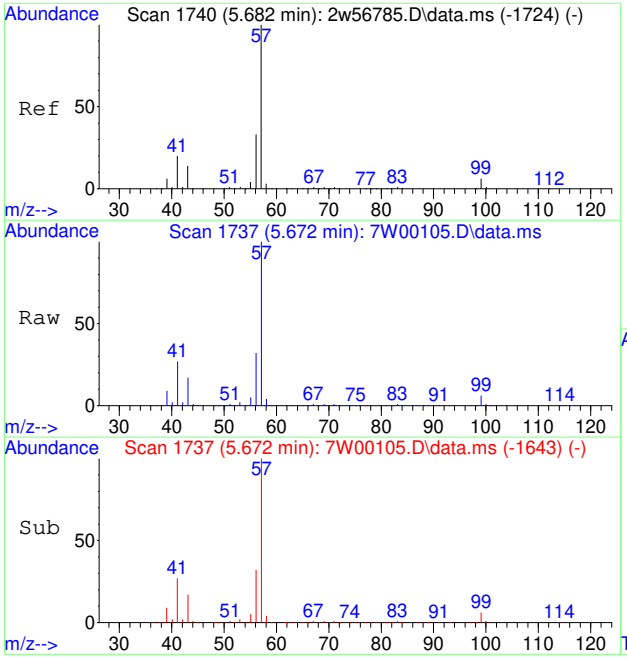

#60
2,2,4-TRIMETHYLPENTANE
Concen: 9.89 PPBV
RT: 5.672 min Scan# 1737
Delta R.T. 0.003 min
Lab File: 7W00105.D
Acq: 30 Nov 2022 5:59 pm

Tgt Ion: 57 Resp: 589874

Ion	Ratio	Lower	Upper
57	100		
56	32.8	26.3	39.5
99	6.4	5.0	7.6

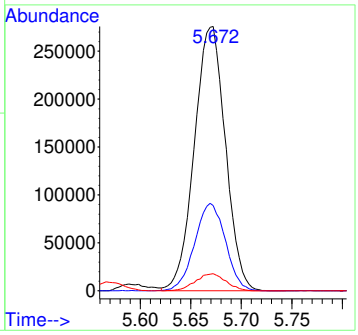

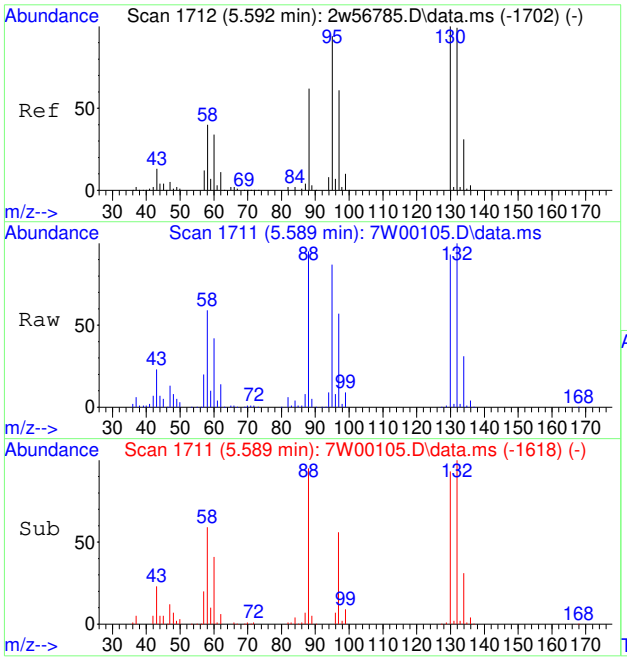

#61
1,4-DIOXANE
Concen: 8.70 PPBV
RT: 5.589 min Scan# 1711
Delta R.T. -0.000 min
Lab File: 7W00105.D
Acq: 30 Nov 2022 5:59 pm

Tgt Ion: 88 Resp: 79481

Ion	Ratio	Lower	Upper
88	100		
57	17.0	15.0	22.4
58	58.3	50.1	75.1
43	22.1	15.4	23.0

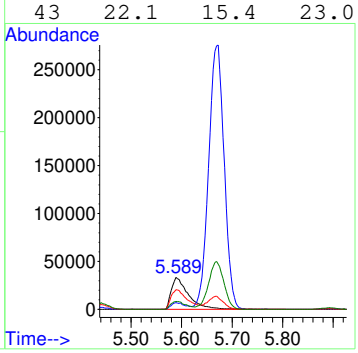

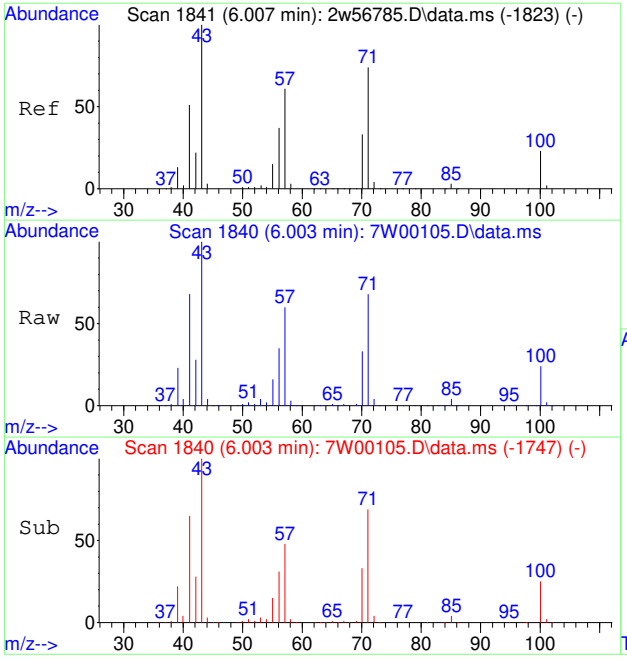

#62
HEPTANE
Concen: 9.59 PPBV
RT: 6.003 min Scan# 1840
Delta R.T. -0.001 min
Lab File: 7W00105.D
Acq: 30 Nov 2022 5:59 pm

Tgt Ion: 43 Resp: 201238

Ion	Ratio	Lower	Upper
43	100		
71	68.1	60.6	90.8
57	57.6	50.2	75.4

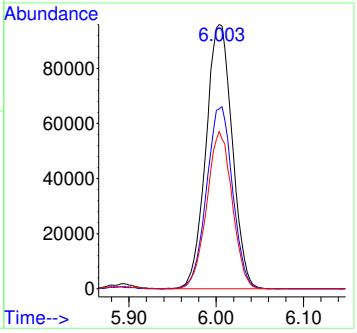

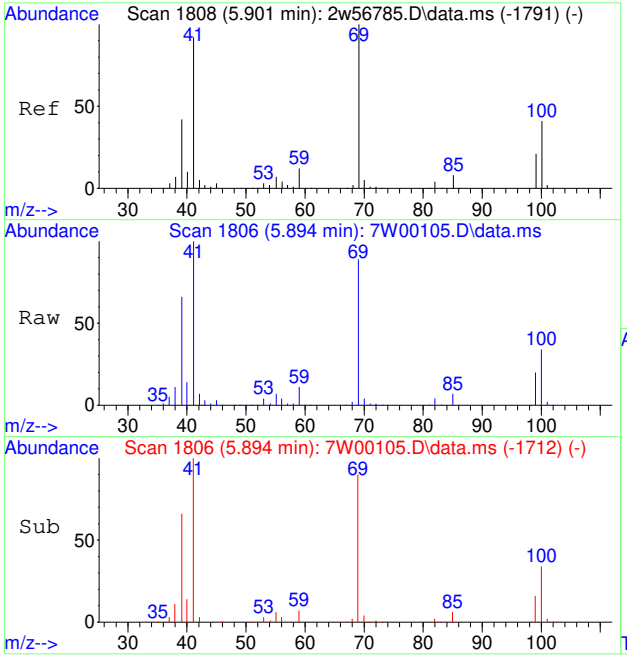

#63
METHYL METHACRYLATE
Concen: 9.58 PPBV
RT: 5.894 min Scan# 1806
Delta R.T. 0.003 min
Lab File: 7W00105.D
Acq: 30 Nov 2022 5:59 pm

Tgt Ion: 69 Resp: 139854

Ion	Ratio	Lower	Upper
69	100		
41	114.1	74.2	111.4#
100	40.2	32.2	48.4

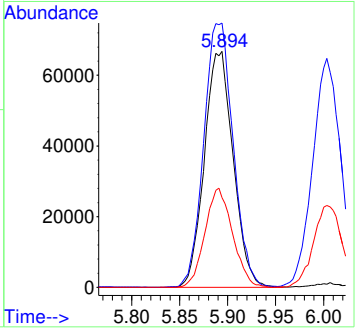

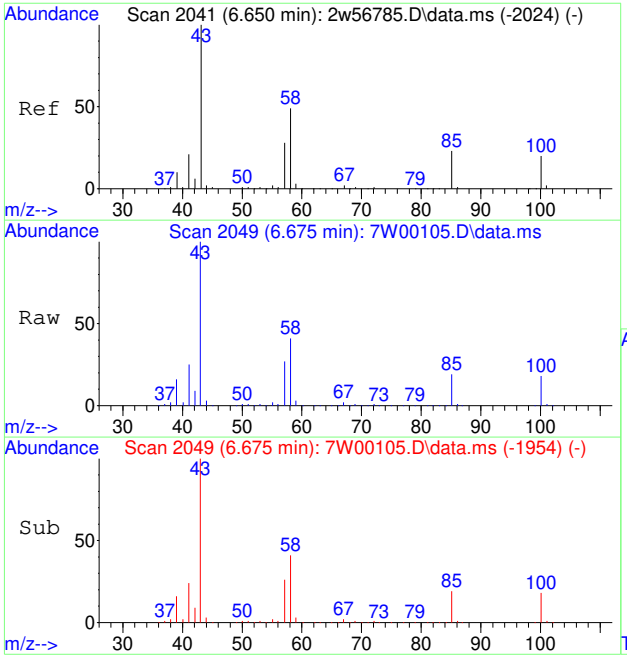

#64
METHYL ISOBUTYL KETONE
Concen: 8.24 PPBV
RT: 6.675 min Scan# 2049
Delta R.T. 0.006 min
Lab File: 7W00105.D
Acq: 30 Nov 2022 5:59 pm

Tgt Ion: 58 Resp: 105165

Ion	Ratio	Lower	Upper
58	100		
43	245.4	168.2	252.4
100	42.3	33.6	50.4
85	46.9	36.7	55.1

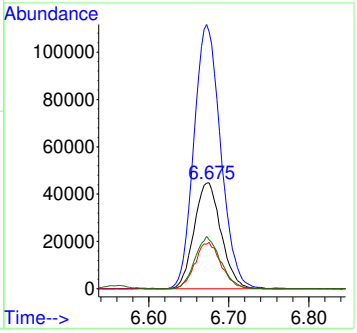

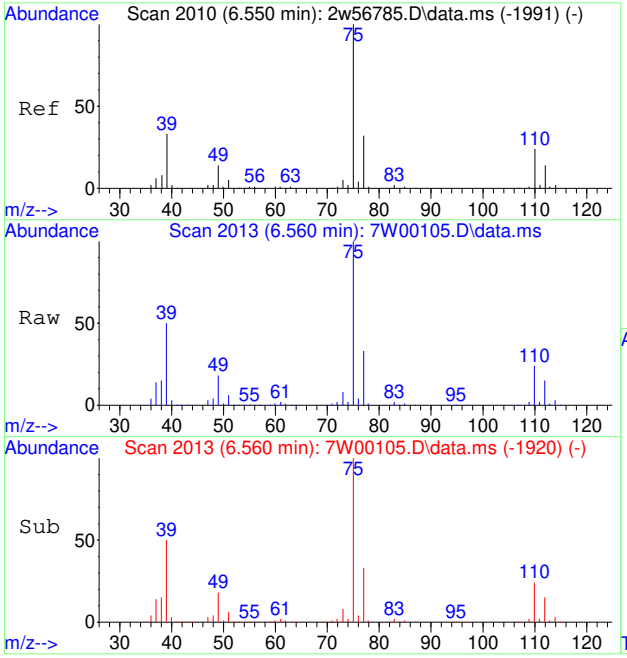

#65
CIS-1,3-DICHLOROPROPENE
Concen: 10.51 PPBV
RT: 6.560 min Scan# 2013
Delta R.T. -0.000 min
Lab File: 7W00105.D
Acq: 30 Nov 2022 5:59 pm

Tgt Ion: 75 Resp: 223327

Ion	Ratio	Lower	Upper
75	100		
77	31.2	25.5	38.3
39	50.1	26.2	39.4#

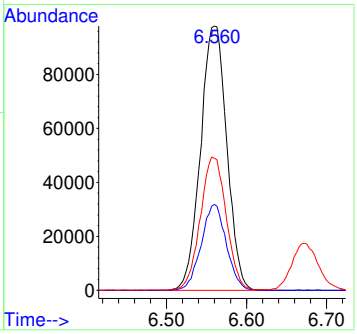

7.7.32

7

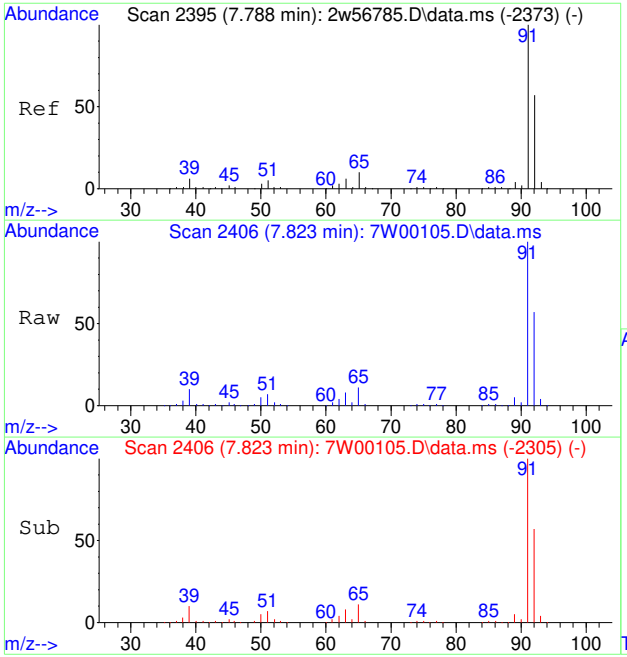

#66
TOLUENE
Concen: 9.47 PPBV
RT: 7.823 min Scan# 2406
Delta R.T. -0.004 min
Lab File: 7W00105.D
Acq: 30 Nov 2022 5:59 pm

Tgt Ion: 91 Resp: 486296

Ion	Ratio	Lower	Upper
91	100		
92	57.2	38.9	78.9

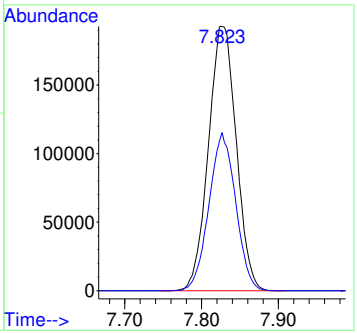

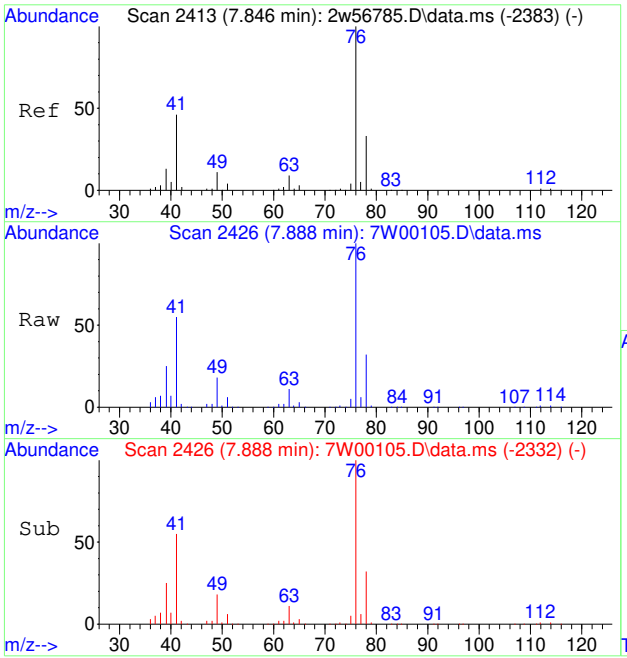

#67
1,3-DICHLOROPROPANE
Concen: 10.01 PPBV
RT: 7.888 min Scan# 2426
Delta R.T. 0.004 min
Lab File: 7W00105.D
Acq: 30 Nov 2022 5:59 pm

Tgt Ion: 76 Resp: 233060

Ion	Ratio	Lower	Upper
76	100		
78	31.9	26.0	39.0
63	9.9	7.5	11.3

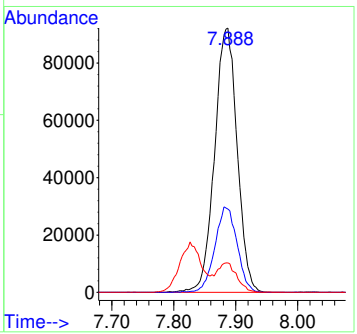

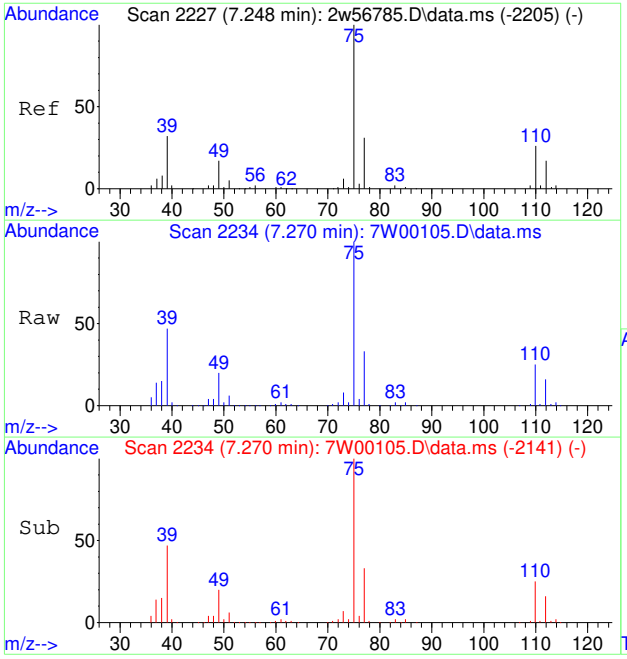

#68
TRANS-1,3-DICHLOROPROPENE
Concen: 10.11 PPBV
RT: 7.270 min Scan# 2234
Delta R.T. 0.000 min
Lab File: 7W00105.D
Acq: 30 Nov 2022 5:59 pm

Tgt Ion: 75 Resp: 192689

Ion	Ratio	Lower	Upper
75	100		
77	31.7	25.8	38.6
39	48.3	26.2	39.4#

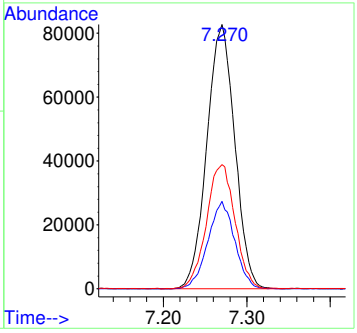

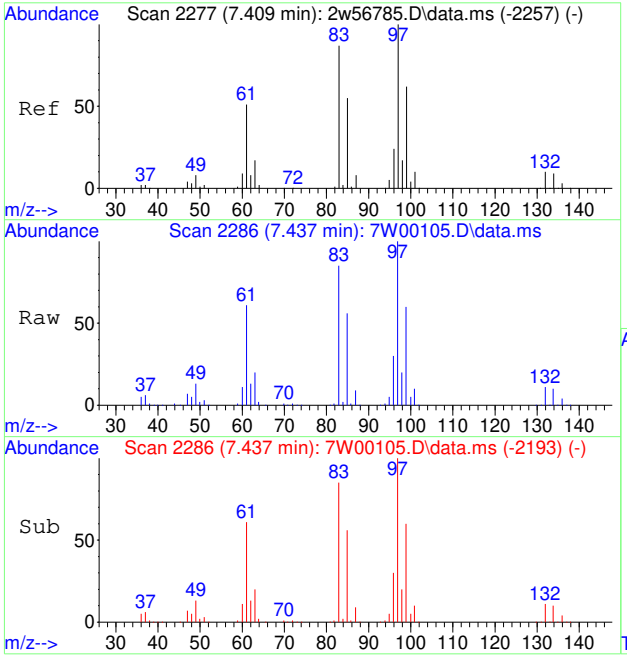

#69
1,1,2-TRICHLOROETHANE
Concen: 9.88 PPBV
RT: 7.437 min Scan# 2286
Delta R.T. -0.001 min
Lab File: 7W00105.D
Acq: 30 Nov 2022 5:59 pm

Tgt Ion: 83 Resp: 137233

Ion	Ratio	Lower	Upper
83	100		
97	118.8	93.1	139.7
85	66.9	51.0	76.6

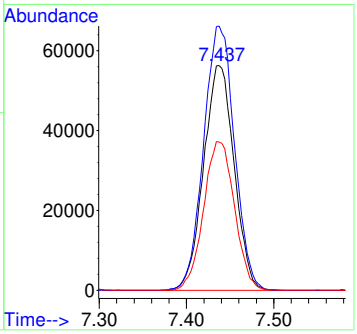

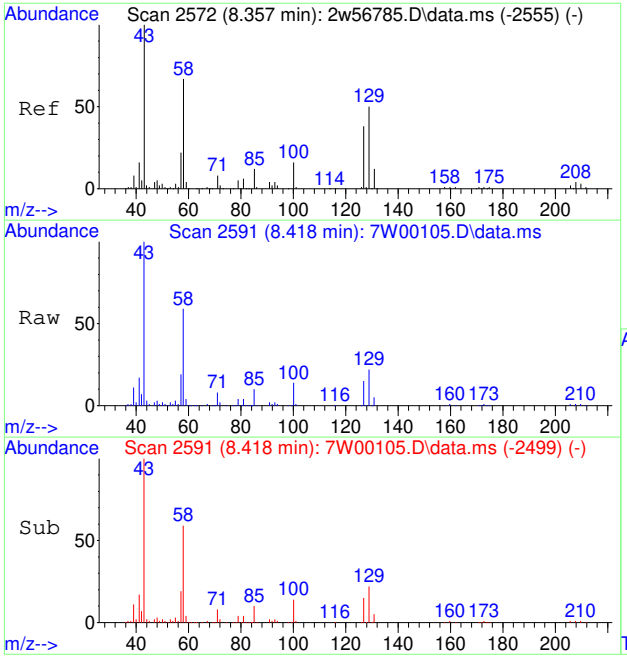

#70
2-HEXANONE
Concen: 7.42 PPBV
RT: 8.418 min Scan# 2591
Delta R.T. -0.003 min
Lab File: 7W00105.D
Acq: 30 Nov 2022 5:59 pm

Tgt Ion: 58 Resp: 129623

Ion	Ratio	Lower	Upper
58	100		
43	177.7	120.6	181.0
100	23.6	19.3	28.9

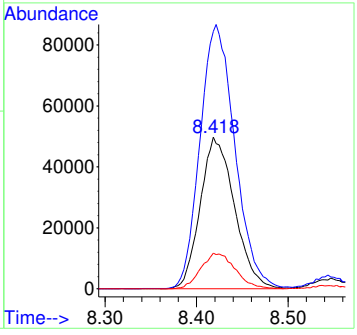

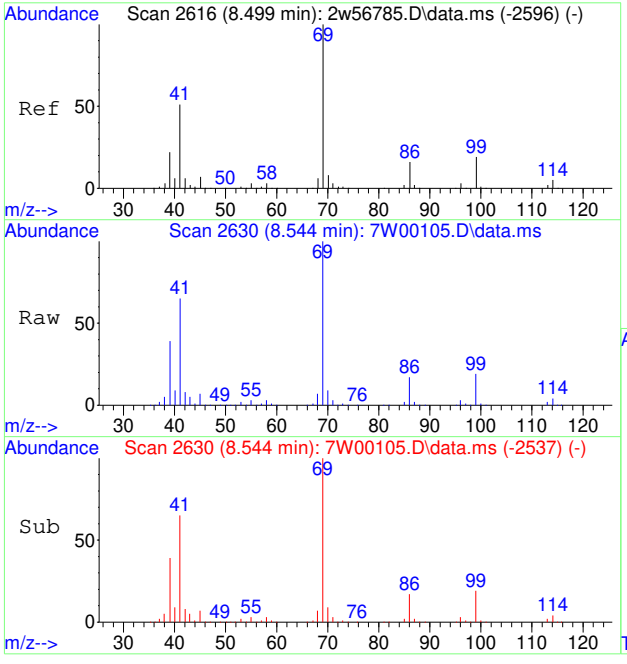

#71
ETHYL METHACRYLATE
Concen: 9.52 PPBV
RT: 8.544 min Scan# 2630
Delta R.T. -0.000 min
Lab File: 7W00105.D
Acq: 30 Nov 2022 5:59 pm

Tgt Ion: 69 Resp: 224711

Ion	Ratio	Lower	Upper
69	100		
41	63.6	41.3	61.9#
86	16.4	12.9	19.3
99	18.9	14.5	21.7

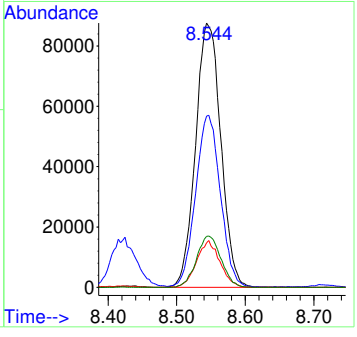

7.7.32

7

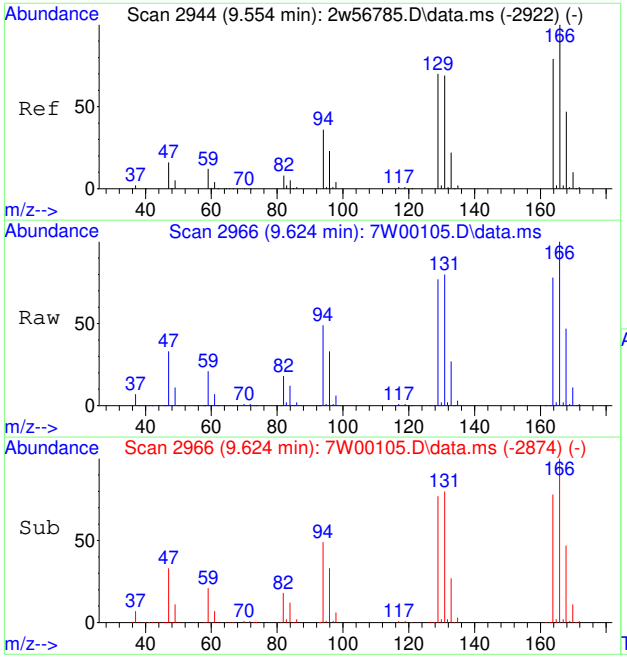

#72
TETRACHLOROETHENE
Concen: 10.31 PPBV
RT: 9.624 min Scan# 2966
Delta R.T. -0.003 min
Lab File: 7W00105.D
Acq: 30 Nov 2022 5:59 pm

Tgt Ion:164 Resp: 181135

Ion	Ratio	Lower	Upper
164	100		
129	100.2	72.0	108.0
168	61.5	48.6	72.8
131	99.2	69.0	103.6

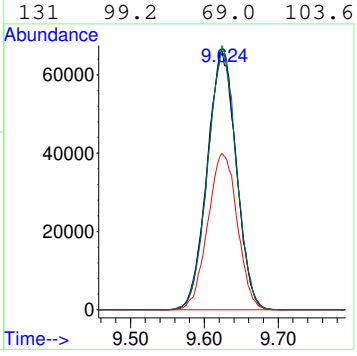

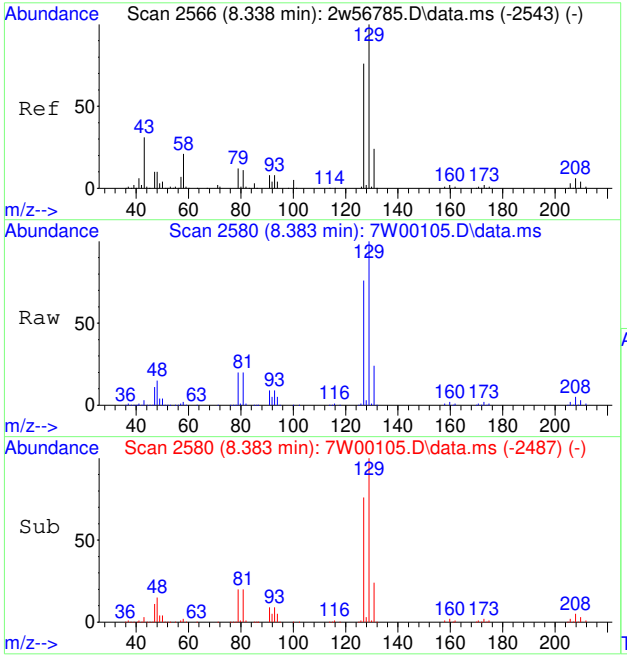

#73
DIBROMOCHLOROMETHANE
Concen: 10.50 PPBV
RT: 8.383 min Scan# 2580
Delta R.T. -0.000 min
Lab File: 7W00105.D
Acq: 30 Nov 2022 5:59 pm

Tgt Ion:129 Resp: 293422

Ion	Ratio	Lower	Upper
129	100		
127	77.8	61.4	92.0
131	24.8	19.3	28.9

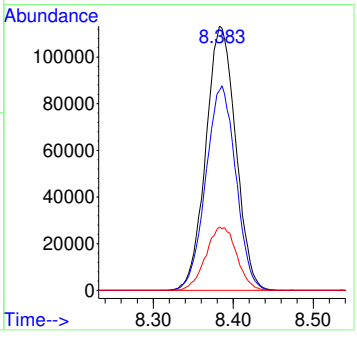

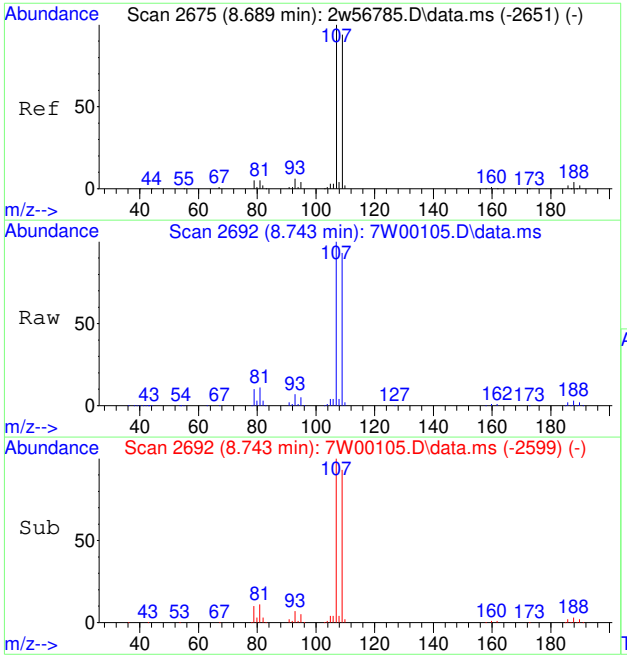

#74
1,2-DIBROMOETHANE
Concen: 10.34 PPBV
RT: 8.743 min Scan# 2692
Delta R.T. -0.000 min
Lab File: 7W00105.D
Acq: 30 Nov 2022 5:59 pm

Tgt Ion:107 Resp: 268158

Ion	Ratio	Lower	Upper
107	100		
109	94.5	75.8	113.6
188	3.5	3.1	4.7

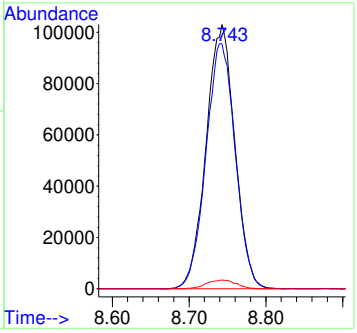

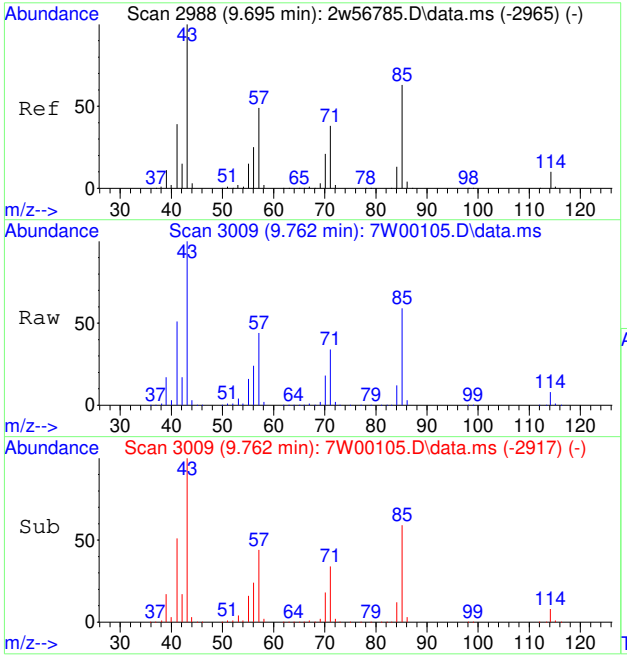

#75
OCTANE
Concen: 9.71 PPBV
RT: 9.762 min Scan# 3009
Delta R.T. -0.003 min
Lab File: 7W00105.D
Acq: 30 Nov 2022 5:59 pm

Tgt Ion: 43 Resp: 279863

Ion	Ratio	Lower	Upper
43	100		
85	57.0	49.8	74.8
57	44.3	38.8	58.2

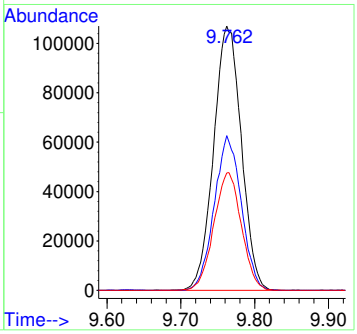

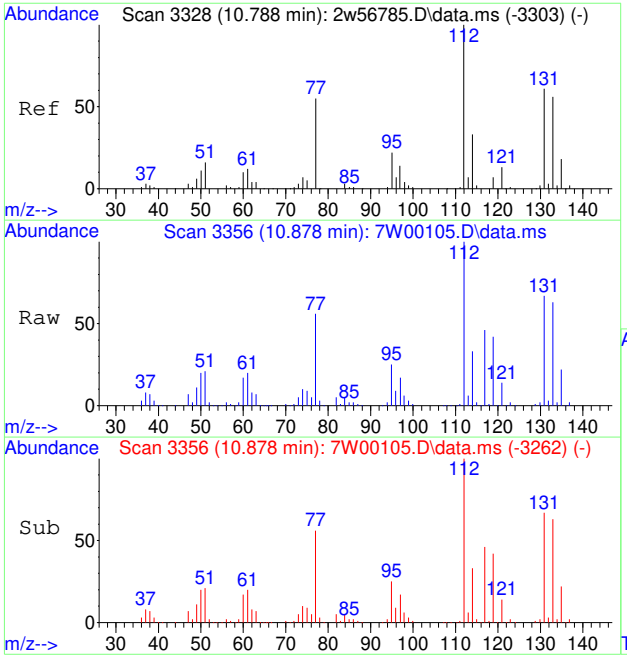

#77
1,1,1,2-TETRACHLOROETHANE
Concen: 10.16 PPBV
RT: 10.878 min Scan# 3356
Delta R.T. 0.003 min
Lab File: 7W00105.D
Acq: 30 Nov 2022 5:59 pm

Tgt Ion:131 Resp: 214479

Ion	Ratio	Lower	Upper
131	100		
95	37.2	28.6	43.0

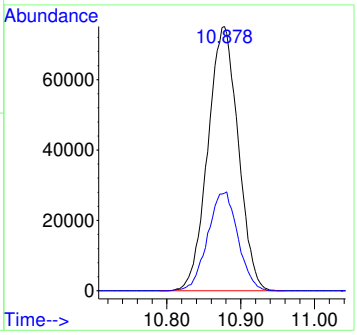

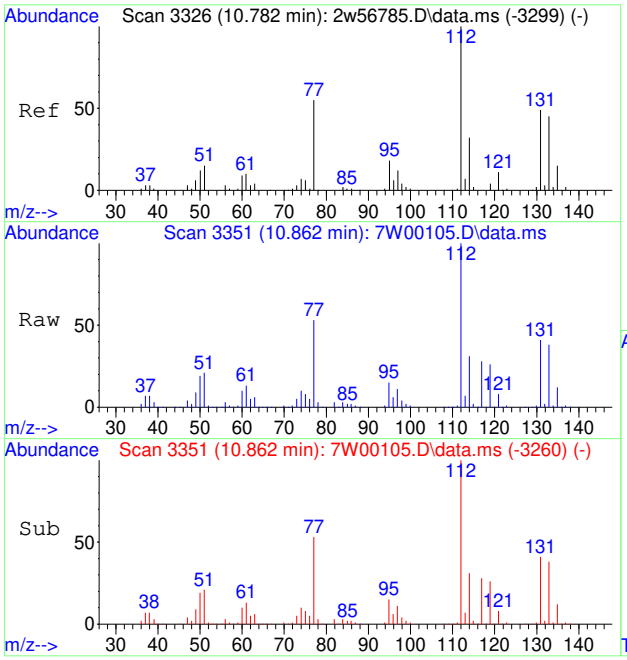

#78
CHLOROBENZENE
Concen: 10.13 PPBV
RT: 10.862 min Scan# 3351
Delta R.T. -0.006 min
Lab File: 7W00105.D
Acq: 30 Nov 2022 5:59 pm

Tgt Ion:112 Resp: 398982

Ion	Ratio	Lower	Upper
112	100		
114	32.1	25.5	38.3
77	56.2	45.2	67.8

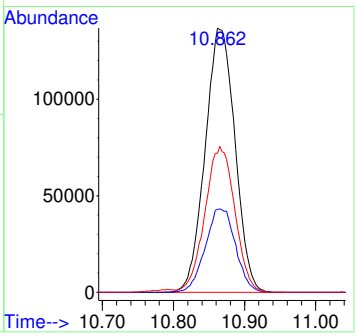

7.7.32

7

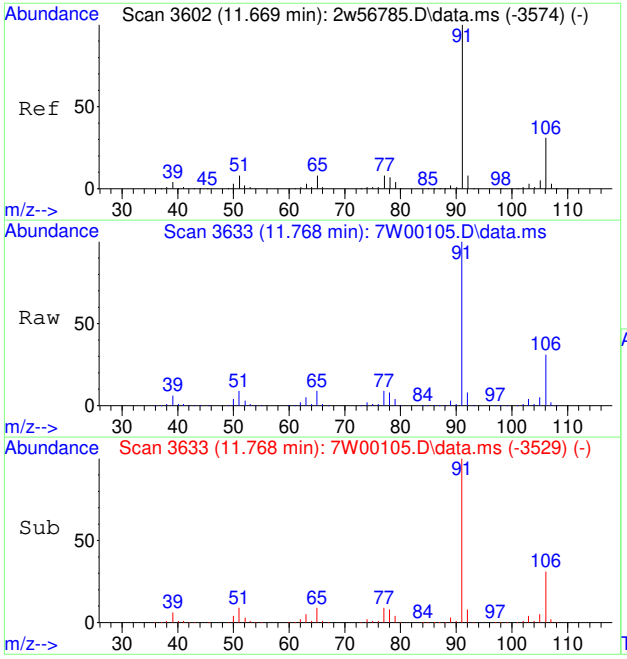

#79
ETHYLBENZENE
Concen: 9.56 PPBV
RT: 11.768 min Scan# 3633
Delta R.T. 0.003 min
Lab File: 7W00105.D
Acq: 30 Nov 2022 5:59 pm

Tgt Ion: 91 Resp: 649498

Ion	Ratio	Lower	Upper
91	100		
106	31.8	11.7	51.7

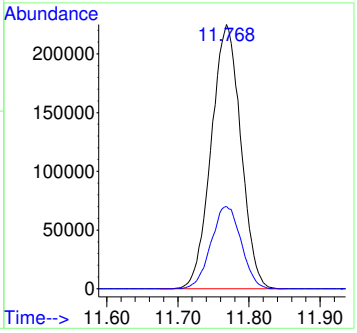

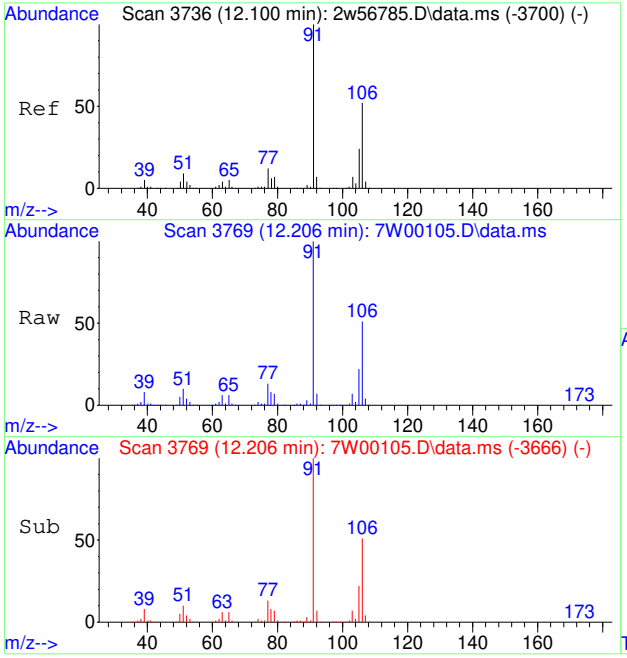

#80
M,P-XYLENE
Concen: 19.68 PPBV
RT: 12.206 min Scan# 3769
Delta R.T. -0.000 min
Lab File: 7W00105.D
Acq: 30 Nov 2022 5:59 pm

Tgt Ion: 91 Resp: 1020796

Ion	Ratio	Lower	Upper
91	100		
106	23.2	31.5	71.5#
105	11.9	3.6	43.6

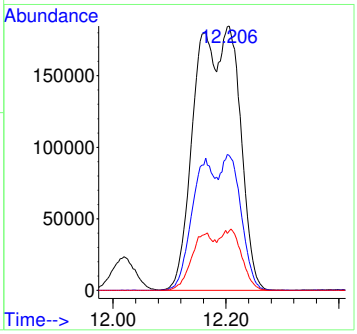

7.7.32

7

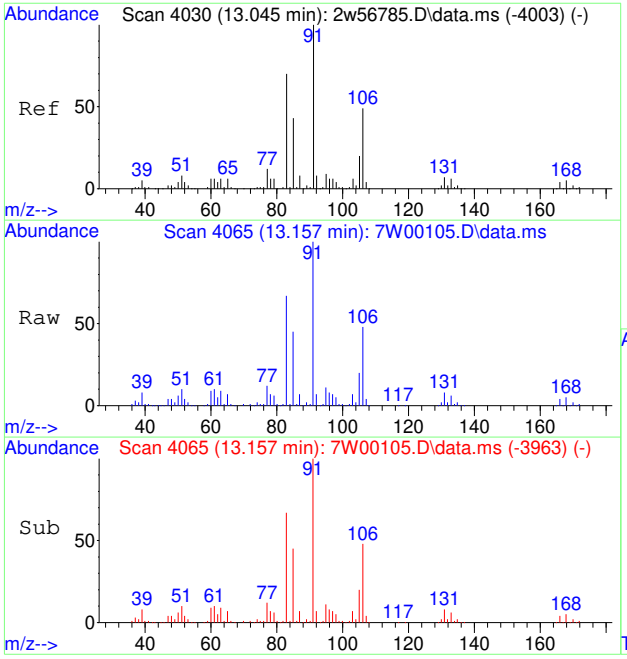

#81
O-XYLENE
Concen: 9.81 PPBV
RT: 13.157 min Scan# 4065
Delta R.T. -0.004 min
Lab File: 7W00105.D
Acq: 30 Nov 2022 5:59 pm

Tgt Ion: 91 Resp: 522472

Ion	Ratio	Lower	Upper
91	100		
106	47.6	39.1	58.7
105	19.9	15.7	23.5

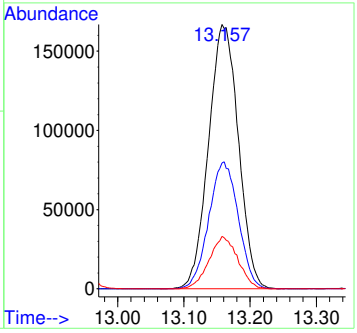

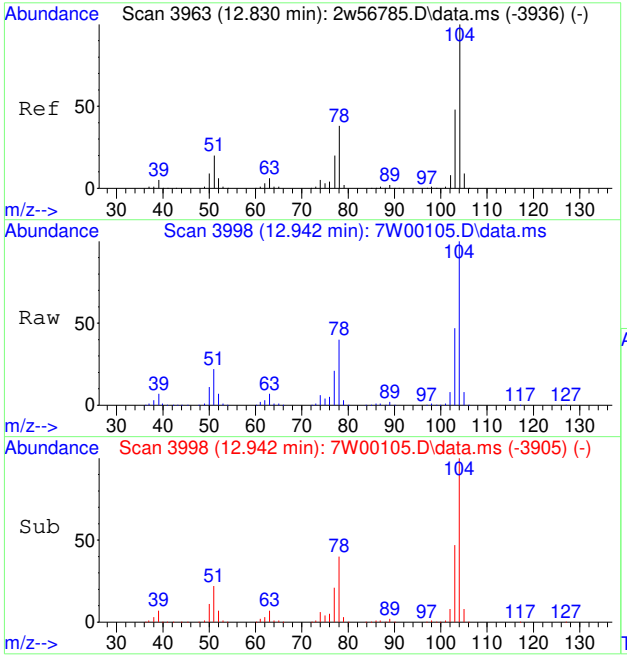

#82
STYRENE
Concen: 9.85 PPBV
RT: 12.942 min Scan# 3998
Delta R.T. 0.000 min
Lab File: 7W00105.D
Acq: 30 Nov 2022 5:59 pm

Tgt Ion:104 Resp: 369652

Ion	Ratio	Lower	Upper
104	100		
78	40.2	30.7	46.1
103	47.9	37.8	56.6

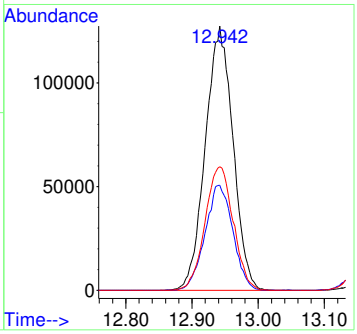

7.7.32

7

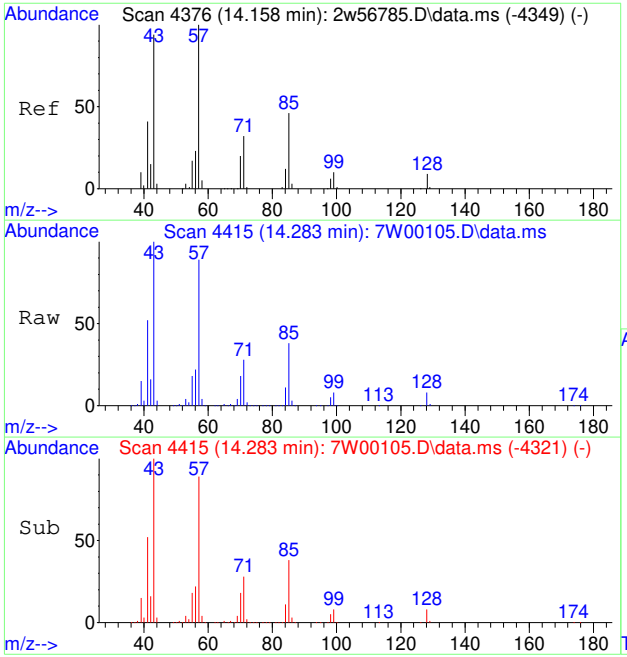

#83
NONANE
Concen: 9.69 PPBV
RT: 14.283 min Scan# 4415
Delta R.T. 0.003 min
Lab File: 7W00105.D
Acq: 30 Nov 2022 5:59 pm

Tgt Ion: 43 Resp: 302691

Ion	Ratio	Lower	Upper
43	100		
85	40.5	37.8	56.6
57	95.0	87.0	130.4

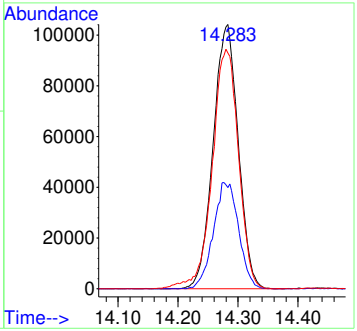

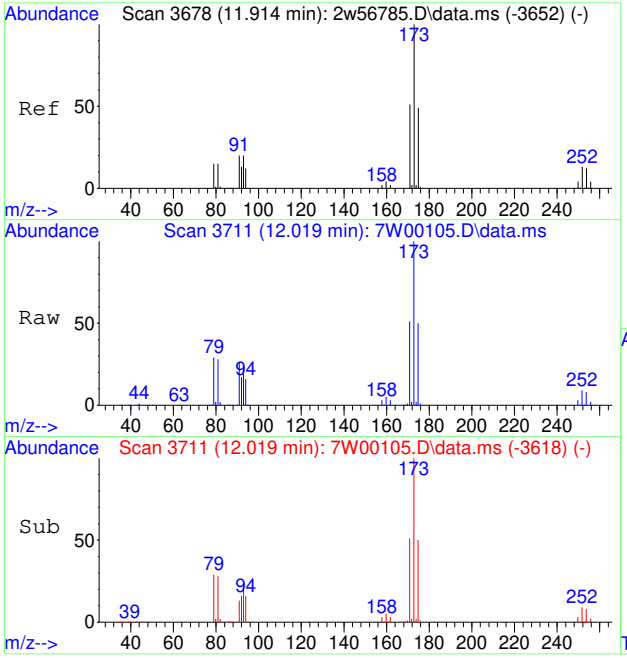

#84
BROMOFORM
Concen: 10.94 PPBV
RT: 12.019 min Scan# 3711
Delta R.T. 0.000 min
Lab File: 7W00105.D
Acq: 30 Nov 2022 5:59 pm

Tgt Ion:173 Resp: 267155

Ion	Ratio	Lower	Upper
173	100		
175	50.3	39.0	58.6
254	8.5	10.1	15.1#

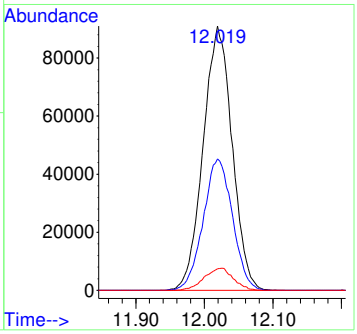

7.7.32

7

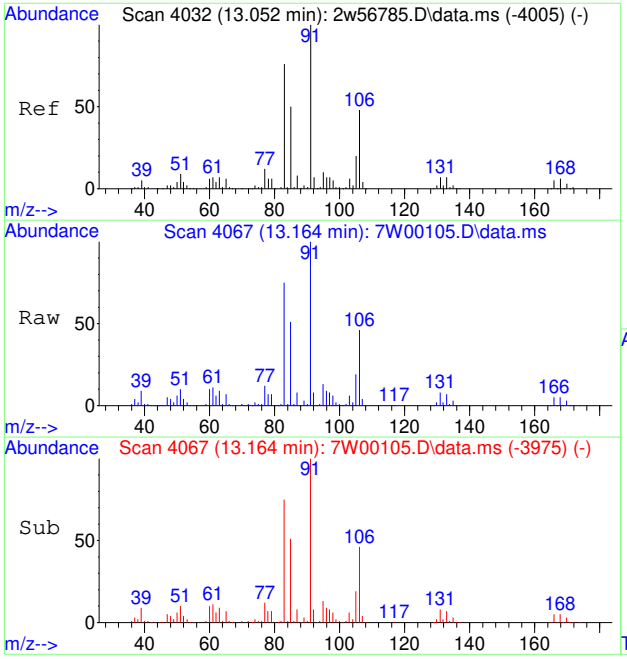

#85
1,1,2,2-TETRACHLOROETHANE
Concen: 10.08 PPBV
RT: 13.164 min Scan# 4067
Delta R.T. -0.003 min
Lab File: 7W00105.D
Acq: 30 Nov 2022 5:59 pm

Tgt Ion: 83 Resp: 370877

Ion	Ratio	Lower	Upper
83	100		
85	67.5	51.6	77.4
131	10.8	7.8	11.8

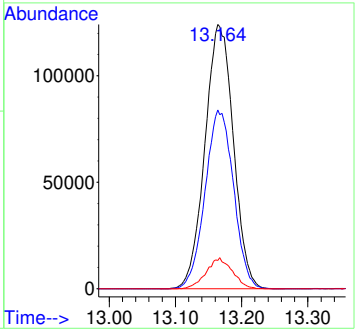

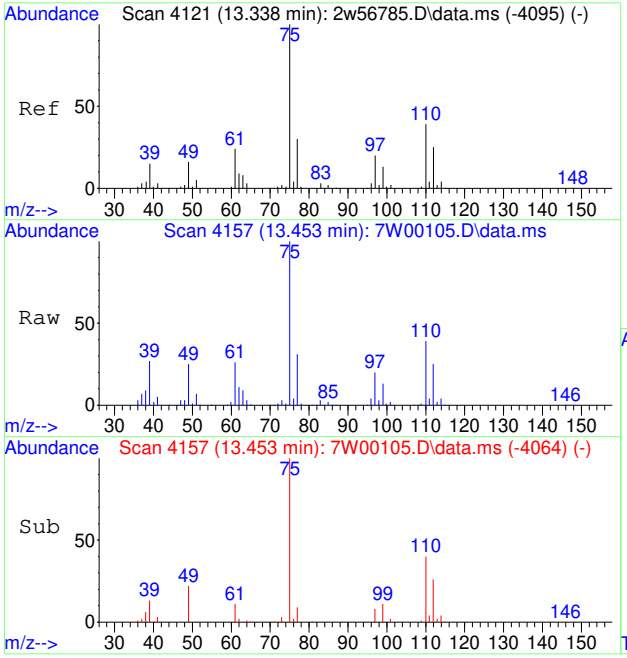

#86
1,2,3-TRICHLOROPROPANE
Concen: 9.86 PPBV
RT: 13.453 min Scan# 4157
Delta R.T. 0.000 min
Lab File: 7W00105.D
Acq: 30 Nov 2022 5:59 pm

Tgt Ion: 75 Resp: 280635

Ion	Ratio	Lower	Upper
75	100		
100	0.7	0.4	0.6#

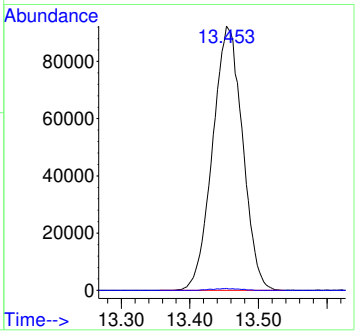

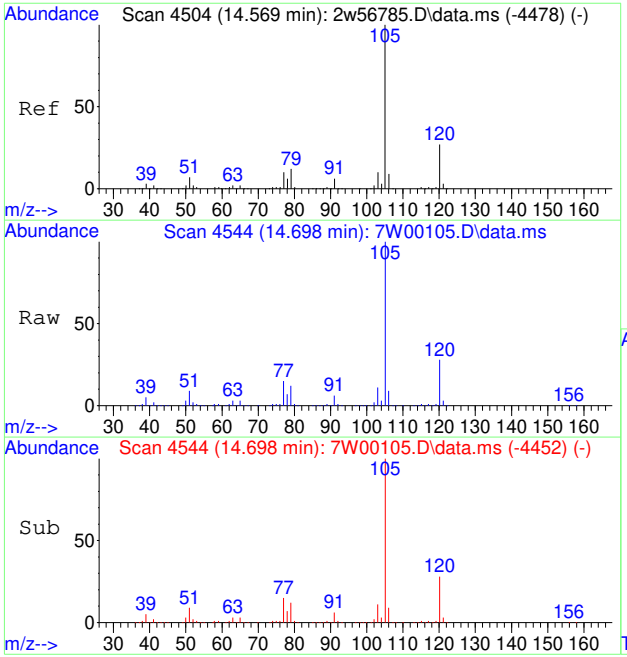

#88
ISOPROPYLBENZENE
Concen: 9.99 PPBV
RT: 14.698 min Scan# 4544
Delta R.T. -0.003 min
Lab File: 7W00105.D
Acq: 30 Nov 2022 5:59 pm

Tgt Ion:120 Resp: 206321

Ion	Ratio	Lower	Upper
120	100		
77	56.1	41.6	62.4

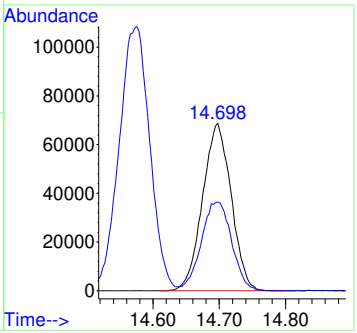

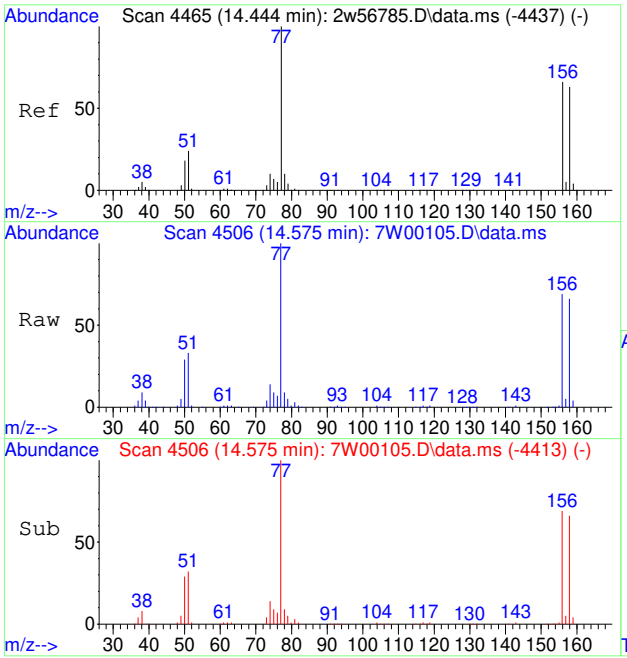

#89
BROMOBENZENE
Concen: 9.93 PPBV
RT: 14.575 min Scan# 4506
Delta R.T. -0.001 min
Lab File: 7W00105.D
Acq: 30 Nov 2022 5:59 pm

Tgt Ion: 77 Resp: 349876

Ion	Ratio	Lower	Upper
77	100		
156	67.0	53.7	80.5
158	64.7	52.2	78.2

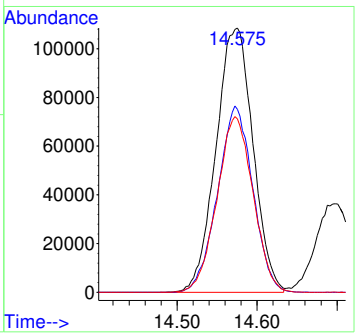

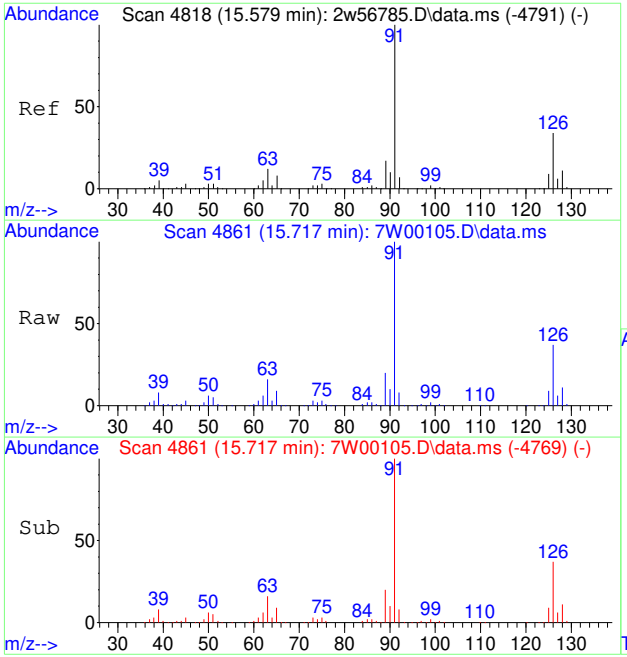

#90
2-CHLOROTOLUENE
Concen: 10.45 PPBV
RT: 15.717 min Scan# 4861
Delta R.T. -0.003 min
Lab File: 7W00105.D
Acq: 30 Nov 2022 5:59 pm

Tgt Ion:126 Resp: 187805

Ion	Ratio	Lower	Upper
126	100		
128	31.7	26.1	39.1

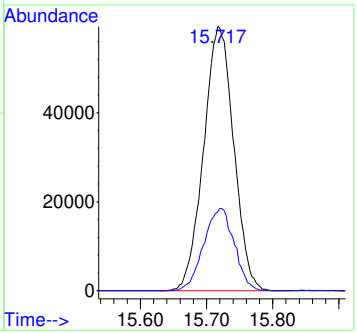

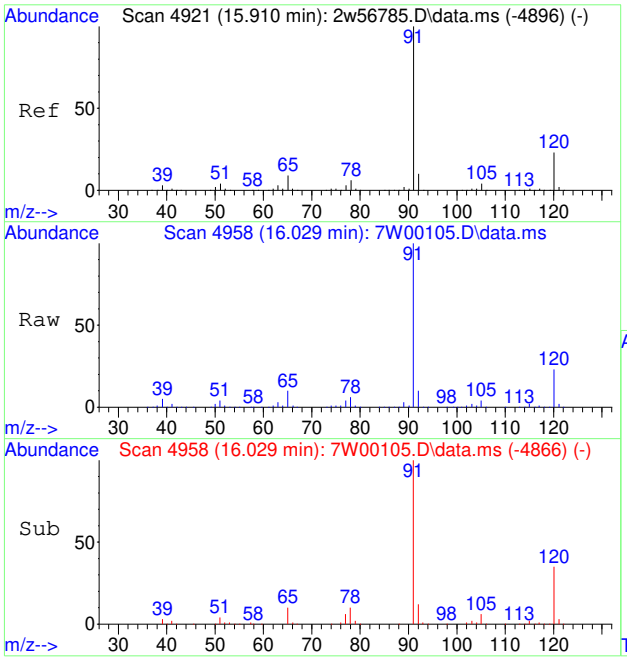

#91
N-PROPYLBENZENE
Concen: 10.56 PPBV
RT: 16.029 min Scan# 4958
Delta R.T. -0.003 min
Lab File: 7W00105.D
Acq: 30 Nov 2022 5:59 pm

Tgt Ion:120 Resp: 216102

Ion	Ratio	Lower	Upper
120	100		
105	15.7	13.0	19.4

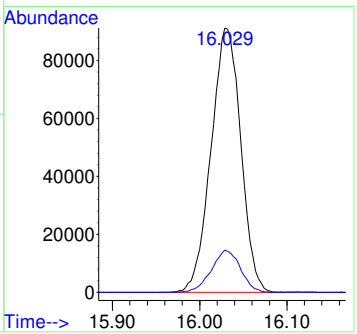

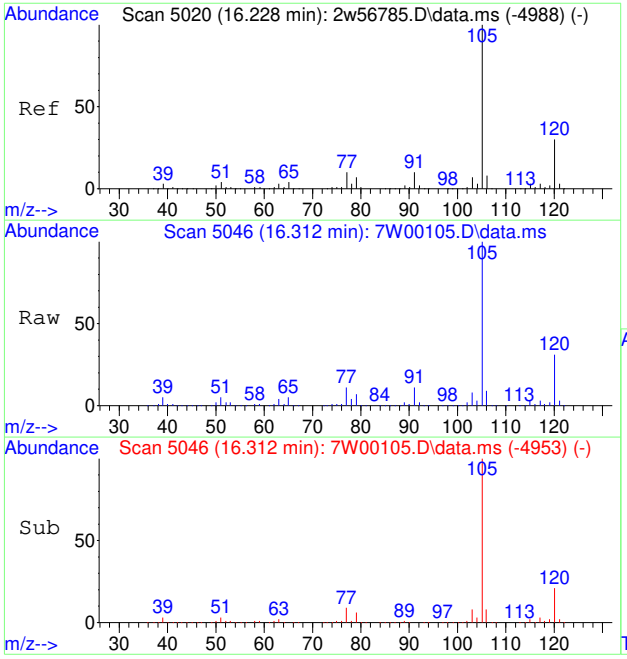

#92
4-ETHYLTOLUENE
Concen: 10.82 PPBV
RT: 16.312 min Scan# 5046
Delta R.T. -0.000 min
Lab File: 7W00105.D
Acq: 30 Nov 2022 5:59 pm

Tgt Ion:105 Resp: 777086

Ion	Ratio	Lower	Upper
105	100		
120	30.6	23.7	35.5
119	2.2	1.9	2.9

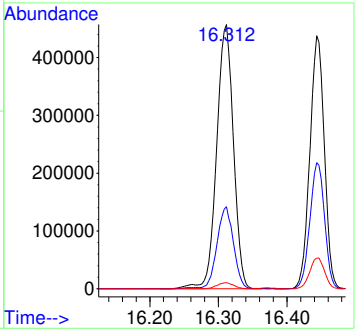

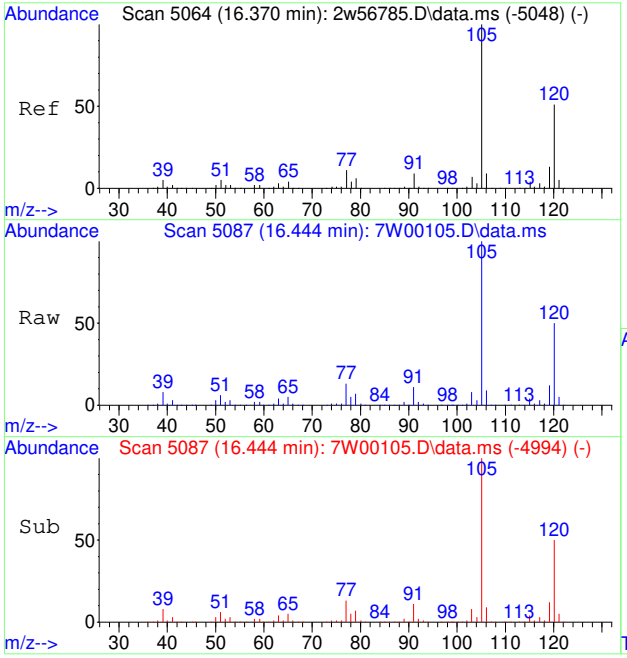

#93
1,3,5-TRIMETHYLBENZENE
Concen: 10.46 PPBV
RT: 16.444 min Scan# 5087
Delta R.T. -0.000 min
Lab File: 7W00105.D
Acq: 30 Nov 2022 5:59 pm

Tgt Ion:105 Resp: 642673

Ion	Ratio	Lower	Upper
105	100		
120	50.5	40.4	60.6
91	10.8	7.4	11.2

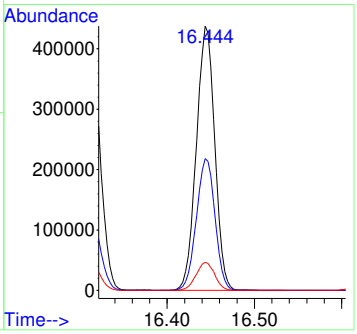

7.7.32

7

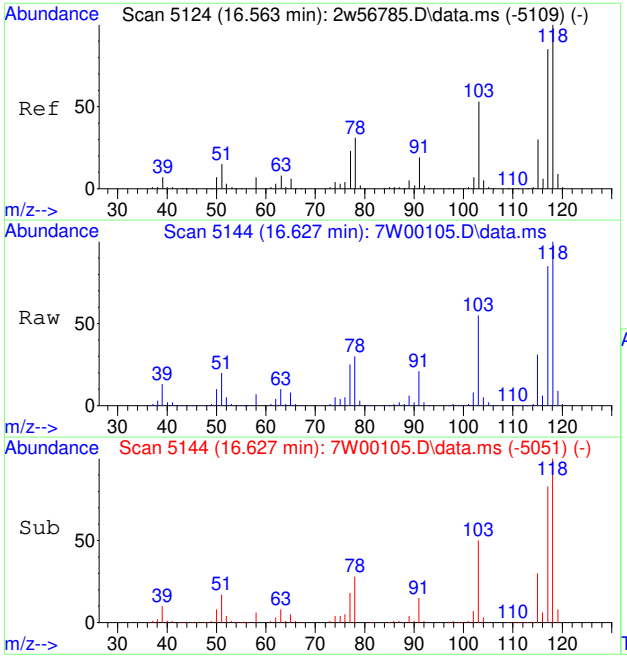

#94
ALPHA-METHYLSTYRENE
Concen: 8.79 PPBV
RT: 16.627 min Scan# 5144
Delta R.T. -0.000 min
Lab File: 7W00105.D
Acq: 30 Nov 2022 5:59 pm

Tgt Ion:118 Resp: 269867

Ion	Ratio	Lower	Upper
118	100		
117	85.3	69.3	103.9
103	55.8	43.8	65.6

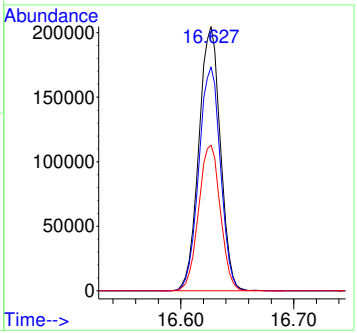

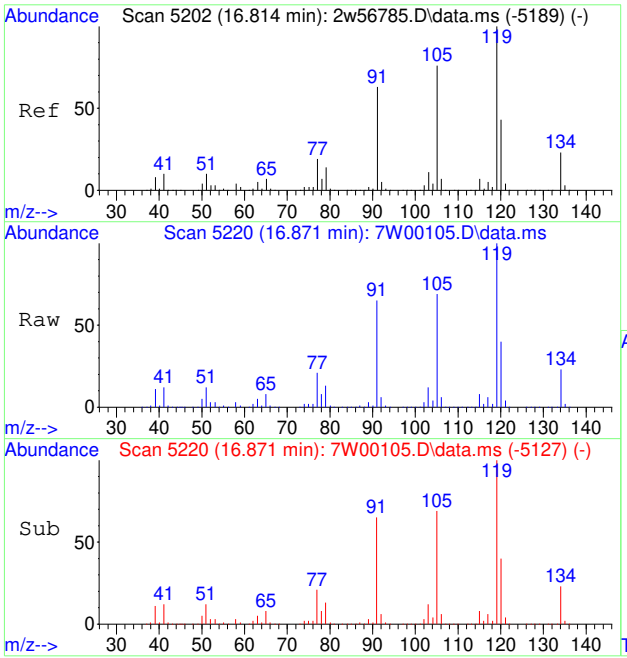

#95
TERT-BUTYLBENZENE
Concen: 10.16 PPBV
RT: 16.871 min Scan# 5220
Delta R.T. 0.000 min
Lab File: 7W00105.D
Acq: 30 Nov 2022 5:59 pm

Tgt Ion:134 Resp: 163510

Ion	Ratio	Lower	Upper
134	100		
119	444.3	355.0	532.4

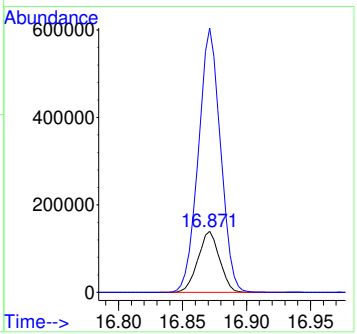

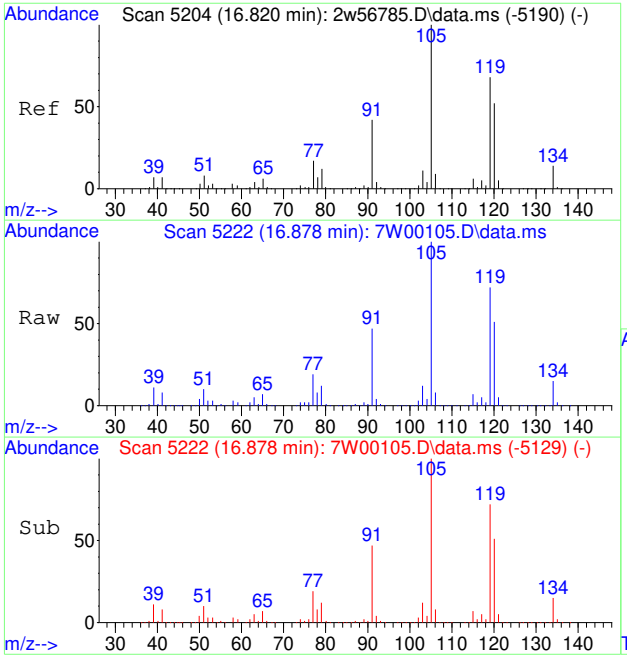

#96
1,2,4-TRIMETHYLBENZENE
Concen: 10.73 PPBV
RT: 16.878 min Scan# 5222
Delta R.T. -0.000 min
Lab File: 7W00105.D
Acq: 30 Nov 2022 5:59 pm

Tgt Ion:105 Resp: 682511

Ion	Ratio	Lower	Upper
105	100		
120	55.8	45.4	68.2
119	106.4	90.6	135.8

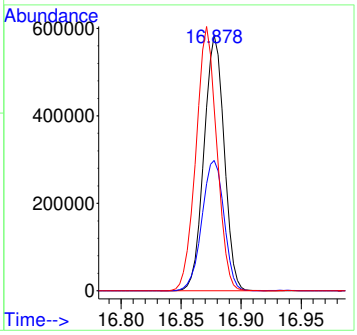

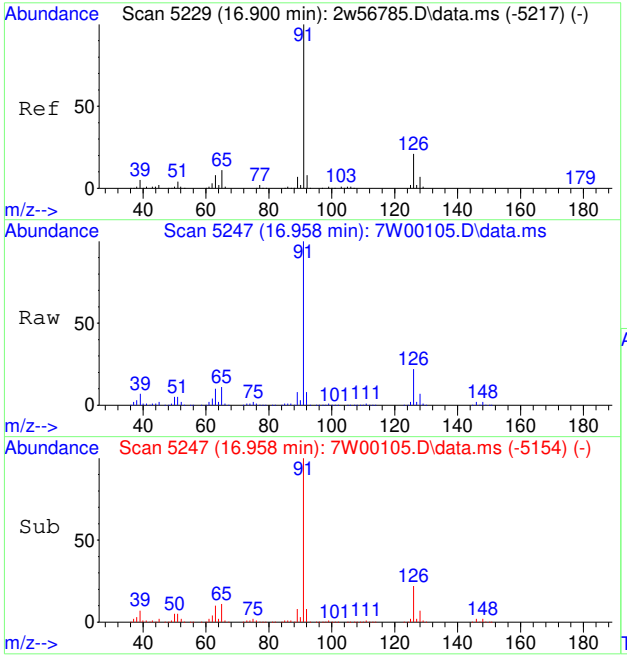

#97
BENZYL CHLORIDE
Concen: 8.29 PPBV
RT: 16.958 min Scan# 5247
Delta R.T. -0.000 min
Lab File: 7W00105.D
Acq: 30 Nov 2022 5:59 pm

Tgt Ion: 91 Resp: 395215

Ion	Ratio	Lower	Upper
91	100		
126	22.1	17.2	25.8
65	11.5	8.5	12.7

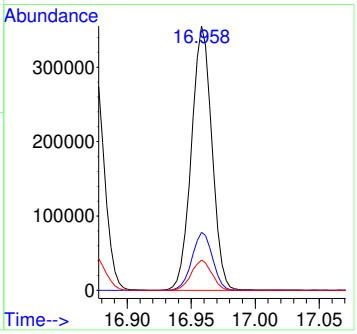

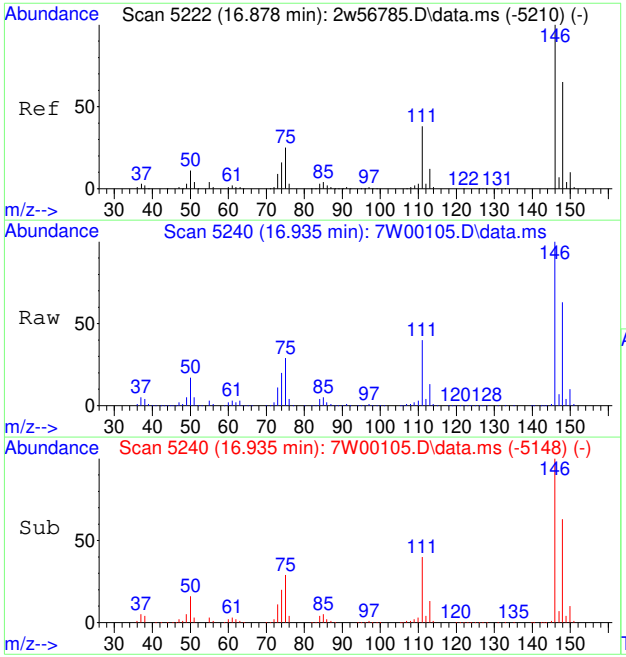

#98
M-DICHLOROBENZENE
Concen: 10.54 PPBV
RT: 16.935 min Scan# 5240
Delta R.T. -0.004 min
Lab File: 7W00105.D
Acq: 30 Nov 2022 5:59 pm

Tgt Ion:146 Resp: 443370

Ion	Ratio	Lower	Upper
146	100		
148	63.9	51.0	76.6
111	39.7	30.6	45.8

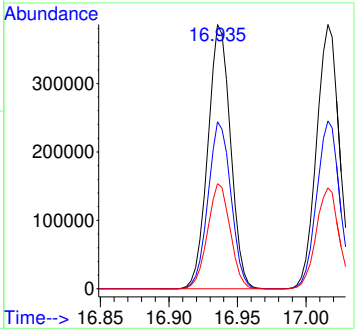

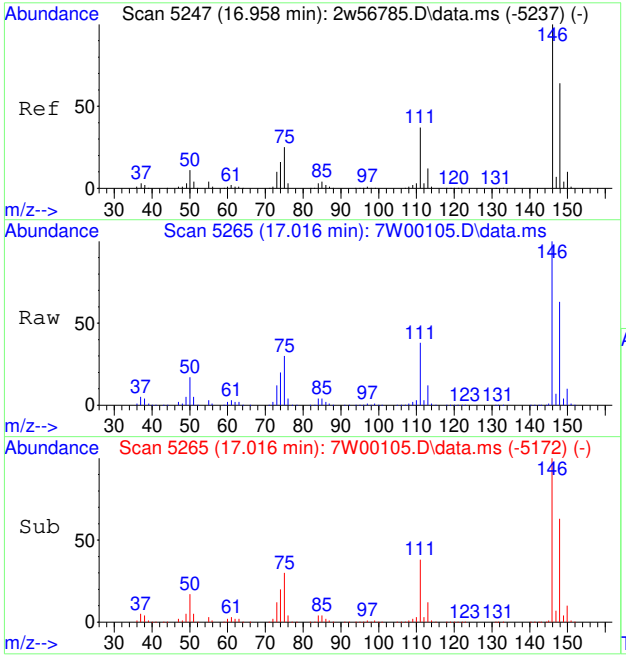

#99
P-DICHLOROBENZENE
Concen: 10.50 PPBV
RT: 17.016 min Scan# 5265
Delta R.T. -0.000 min
Lab File: 7W00105.D
Acq: 30 Nov 2022 5:59 pm

Tgt Ion:146 Resp: 442918

Ion	Ratio	Lower	Upper
146	100		
148	63.9	51.0	76.6
111	38.2	29.4	44.0

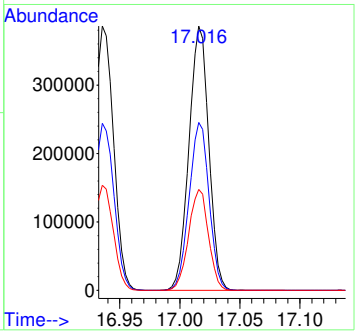

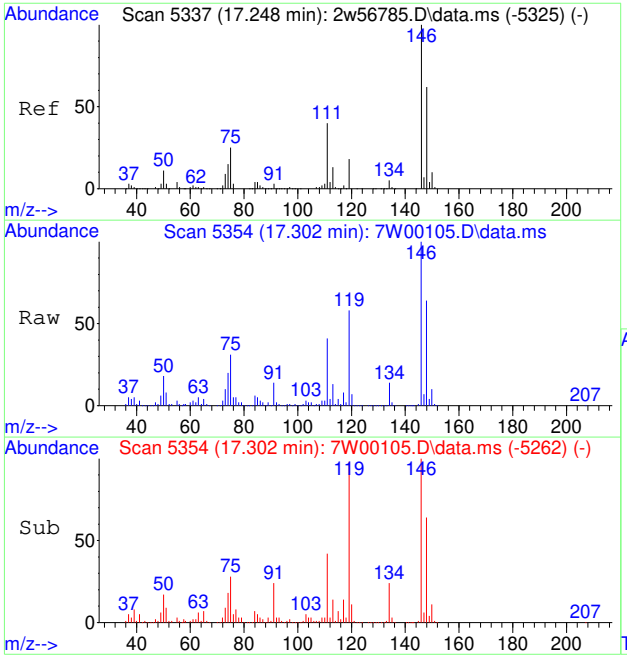

#100
O-DICHLOROBENZENE
Concen: 10.43 PPBV
RT: 17.302 min Scan# 5354
Delta R.T. -0.003 min
Lab File: 7W00105.D
Acq: 30 Nov 2022 5:59 pm

Tgt Ion:146 Resp: 438954

Ion	Ratio	Lower	Upper
146	100		
148	63.5	51.0	76.4
111	41.3	31.8	47.6

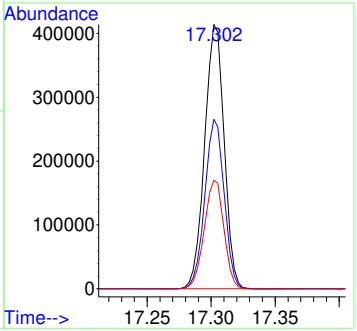

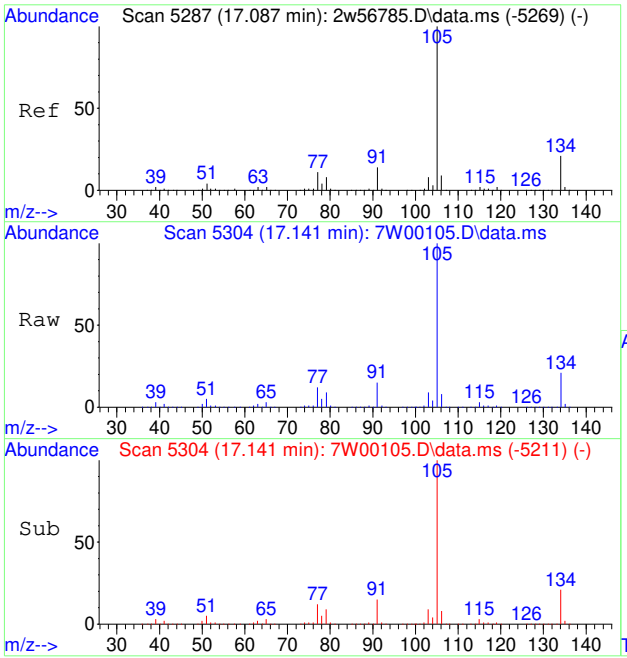

#101
SEC-BUTYLBENZENE
Concen: 10.51 PPBV
RT: 17.141 min Scan# 5304
Delta R.T. 0.000 min
Lab File: 7W00105.D
Acq: 30 Nov 2022 5:59 pm

Tgt Ion:134 Resp: 206761

Ion	Ratio	Lower	Upper
134	100		
105	476.1	396.9	595.3

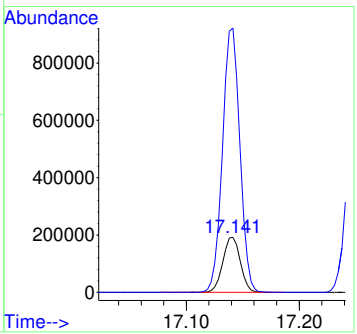

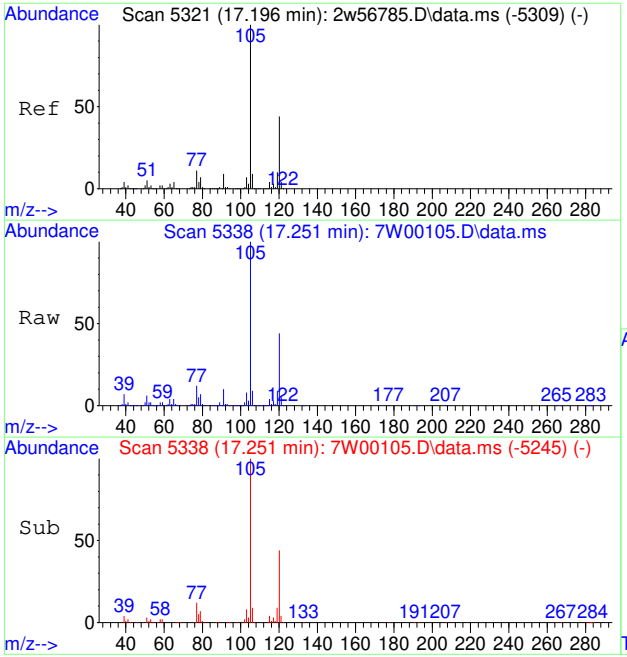

#102
1,2,3-TRIMETHYLBENZENE
Concen: 10.51 PPBV
RT: 17.251 min Scan# 5338
Delta R.T. -0.000 min
Lab File: 7W00105.D
Acq: 30 Nov 2022 5:59 pm

Tgt Ion:105 Resp: 652943

Ion	Ratio	Lower	Upper
105	100		
120	43.7	35.0	52.6
91	10.3	7.3	10.9

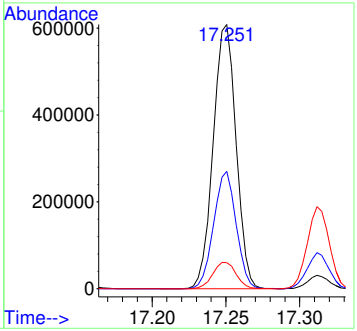

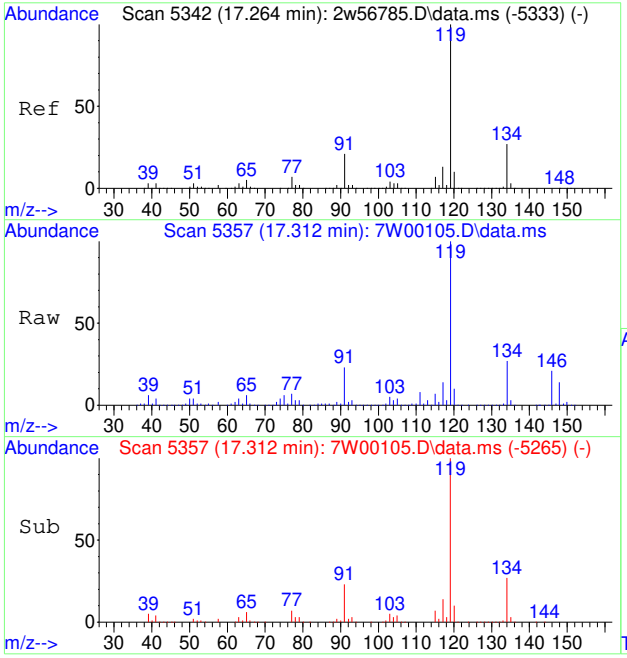

#103
P-ISOPROPYLTOLUENE
Concen: 10.61 PPBV
RT: 17.312 min Scan# 5357
Delta R.T. -0.003 min
Lab File: 7W00105.D
Acq: 30 Nov 2022 5:59 pm

Tgt Ion:134 Resp: 231251

Ion	Ratio	Lower	Upper
134	100		
119	367.3	302.5	453.7

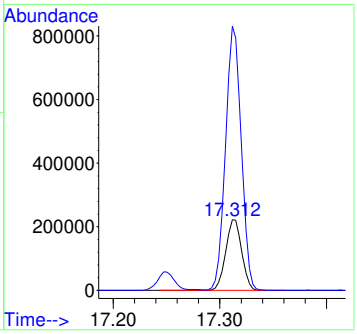

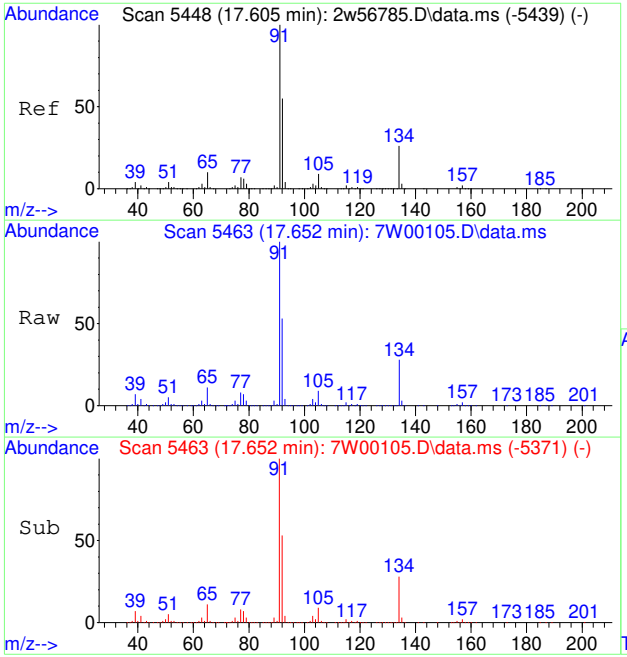

#104
N-BUTYLBENZENE
Concen: 10.98 PPBV
RT: 17.652 min Scan# 5463
Delta R.T. -0.004 min
Lab File: 7W00105.D
Acq: 30 Nov 2022 5:59 pm

Tgt Ion:134 Resp: 224235

Ion	Ratio	Lower	Upper
134	100		
91	360.9	296.4	444.6

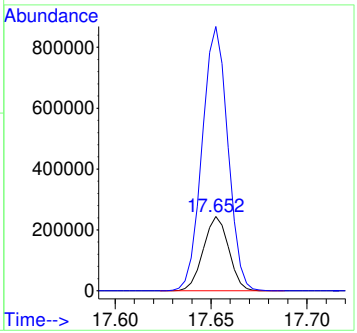

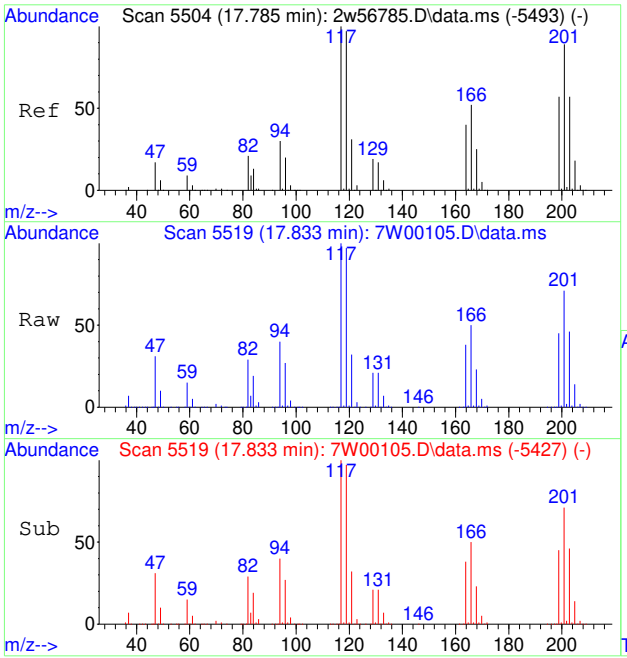

#105
HEXACHLOROETHANE
Concen: 9.23 PPBV
RT: 17.833 min Scan# 5519
Delta R.T. -0.003 min
Lab File: 7W00105.D
Acq: 30 Nov 2022 5:59 pm

Tgt Ion:117 Resp: 230250

Ion	Ratio	Lower	Upper
117	100		
119	96.2	76.4	114.6
201	68.7	70.2	105.4#

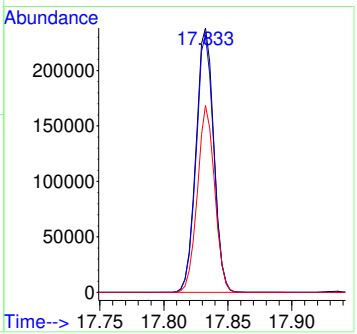

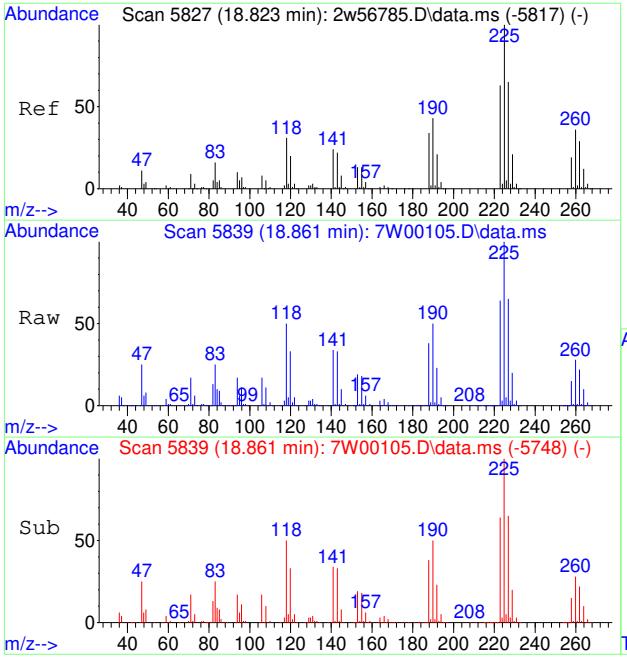

#106
HEXACHLOROBUTADIENE
Concen: 9.68 PPBV
RT: 18.861 min Scan# 5839
Delta R.T. -0.007 min
Lab File: 7W00105.D
Acq: 30 Nov 2022 5:59 pm

Tgt Ion:225 Resp: 330451

Ion	Ratio	Lower	Upper
225	100		
227	63.8	51.4	77.0
223	63.1	50.1	75.1

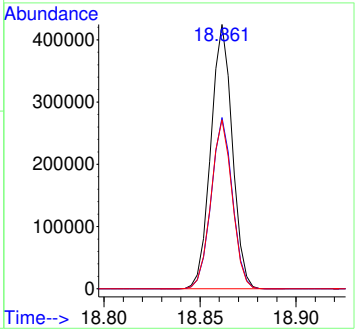

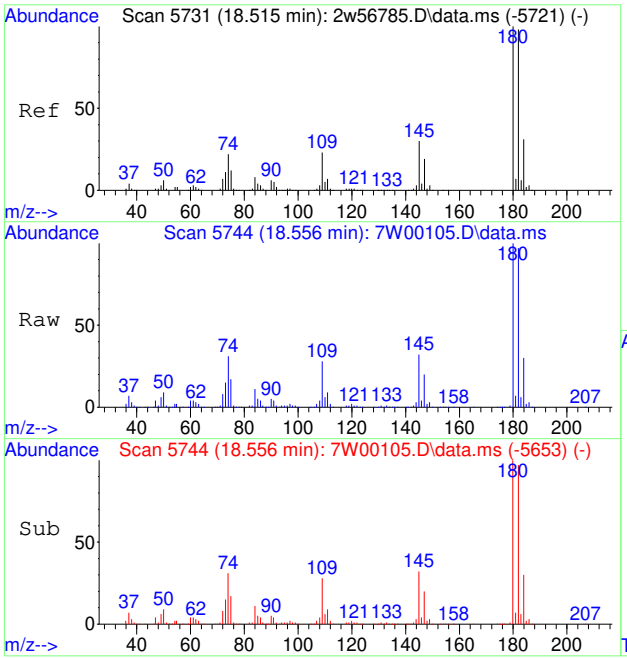

#107
1,2,4-TRICHLOROBENZENE
Concen: 9.22 PPBV
RT: 18.556 min Scan# 5744
Delta R.T. -0.007 min
Lab File: 7W00105.D
Acq: 30 Nov 2022 5:59 pm

Tgt Ion:180 Resp: 371924

Ion	Ratio	Lower	Upper
180	100		
182	94.6	77.0	115.4
145	31.3	23.3	34.9

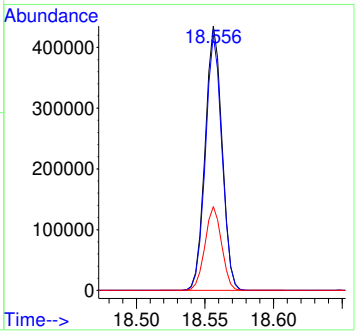

7.7.32

7

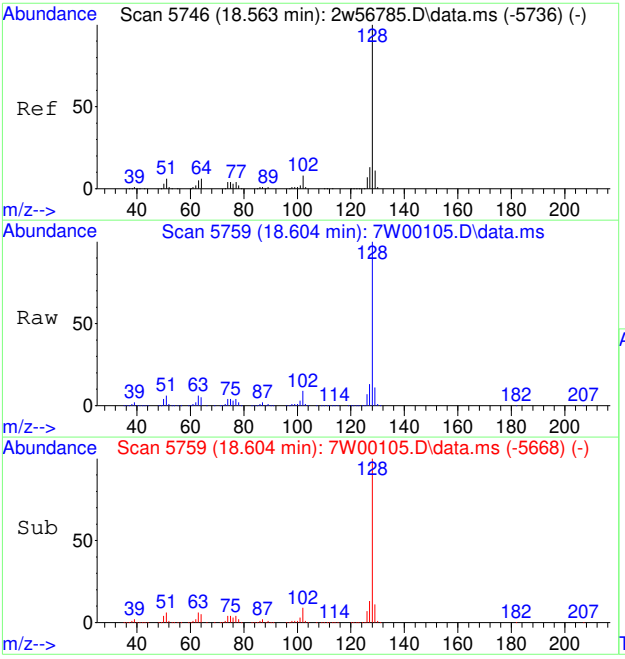

#108
NAPHTHALENE
Concen: 8.34 PPBV
RT: 18.604 min Scan# 5759
Delta R.T. -0.007 min
Lab File: 7W00105.D
Acq: 30 Nov 2022 5:59 pm

Tgt Ion:128 Resp: 858718

Ion	Ratio	Lower	Upper
128	100		
129	11.0	8.8	13.2
127	12.8	10.2	15.2

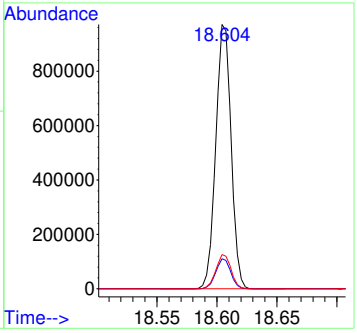

Quantitation Report (QT Reviewed)

Data Path : C:\msdchem\1\data\7w\
Data File : 7w01012.D
Acq On : 16 Mar 2023 9:20 am
Operator : thomash
Sample : cc0005-10
Misc : MS67390,V7W0047,,,,,1
ALS Vial : 2 Sample Multiplier: 1

Quant Time: Mar 16 14:01:58 2023
Quant Method : C:\msdchem\1\methods\M7W0005.M
Quant Title : TO15 by GCMS w/DB-1, 30m X 0.25mm ID X 0.5 um
QLast Update : Wed Dec 07 14:36:34 2022
Response via : Initial Calibration

Compound	R.T.	QIon	Response	Conc	Units	Dev(Min)
Internal Standards						
1) BROMOCHLOROMETHANE	3.563	128	79029	10.00	PPBV	0.00
52) 1,4-DIFLUOROBENZENE	4.952	114	380905	10.00	PPBV	0.00
76) CHLOROBENZENE-D5	10.788	117	338240	10.00	PPBV	0.00
System Monitoring Compounds						
87) 4-BROMOFLUOROBENZENE	14.219	95	221518	9.69	PPBV	0.00
Target Compounds						Qvalue
3) FREON 152A	1.804	65	57588	11.07	PPBV #	88
4) CHLORODIFLUOROMETHANE	1.817	67	27908	10.53	PPBV	100
5) CHLOROTRIFLUOROETHENE	1.830	116	149925	10.51	PPBV #	100
6) DICHLORODIFLUOROMETHANE	1.849	85	402050	9.78	PPBV #	95
7) PROPYLENE	1.830	41	69502	10.60	PPBV	97
8) 1-CHLORO-1,1-DIFLUOROE...	1.891	65	339226	10.23	PPBV #	91
9) FREON 114	1.930	85	425364	10.91	PPBV	98
10) CHLOROMETHANE	1.898	52	42432	12.05	PPBV	99
11) VINYL CHLORIDE	1.965	62	149430	11.43	PPBV	99
12) 1,3-BUTADIENE	2.010	54	120157	11.46	PPBV #	80
13) N-BUTANE	2.026	43	228818	11.75	PPBV	94
14) BROMOMETHANE	2.094	94	142686	10.98	PPBV	99
15) CHLOROETHANE	2.148	64	75799	11.03	PPBV	99
16) DICHLOROFLUOROMETHANE	2.174	67	336053	10.99	PPBV #	97
17) ACETONITRILE	2.251	41	136136	11.86	PPBV	98
18) ACROLEIN	2.293	56	70181	11.55	PPBV	99
19) FREON 123	2.309	83	356990	11.60	PPBV	98
20) FREON 123A	2.328	117	212185	10.93	PPBV	95
21) TRICHLOROFLUOROMETHANE	2.396	101	467230	11.24	PPBV	100
22) ISOPROPYL ALCOHOL	2.418	45	343321	12.06	PPBV	93
23) ACETONE	2.335	58	80201	10.97	PPBV #	57
24) PENTANE	2.515	42	172135	11.88	PPBV #	94
25) IODOMETHANE	2.576	142	434456	10.50	PPBV #	80
26) 1,1-DICHLOROETHYLENE	2.605	96	167038	10.44	PPBV #	76
27) CARBON DISULFIDE	2.746	76	493249	10.31	PPBV #	89
28) ETHANOL	2.181	45	70562	11.90	PPBV #	98
29) BROMOETHENE	2.258	106	145875	10.80	PPBV #	97
30) ACRYLONITRILE	2.486	52	114221	10.87	PPBV	96
31) METHYLENE CHLORIDE	2.644	84	154564	10.17	PPBV #	73
32) 3-CHLOROPROPENE	2.685	76	78992	10.68	PPBV #	27
33) FREON 113	2.746	151	284358	10.34	PPBV	85
34) TRANS-1,2-DICHLOROETHENE	2.997	96	127232	10.39	PPBV	99
35) TERTIARY BUTYL ALCOHOL	2.627	59	376495	10.19	PPBV #	82
36) METHYL TERTIARY BUTYL ...	3.119	73	319797	9.30	PPBV #	97
37) TETRAHYDROFURAN	3.878	72	59653	10.61	PPBV	83
38) HEXANE	3.621	57	194997	10.58	PPBV #	82
39) VINYL ACETATE	3.158	86	33019	9.53	PPBV #	62
40) 1,1-DICHLOROETHANE	3.081	63	205639	10.56	PPBV	99
41) METHYL ETHYL KETONE	3.264	72	62401	10.29	PPBV #	70
42) CIS-1,2-DICHLOROETHENE	3.483	96	136222	10.65	PPBV	97
43) DIISOPROPYL ETHER	3.627	59	59590	10.57	PPBV	80
44) ETHYL ACETATE	3.634	61	41090	10.88	PPBV	56
45) METHYL ACRYLATE	3.618	55	237623	10.39	PPBV #	99
46) CHLOROFORM	3.647	83	275335	10.62	PPBV #	96
47) 2,4-DIMETHYLPENTANE	4.184	57	220685	10.66	PPBV	97
48) 1,1,1-TRICHLOROETHANE	4.271	97	262650	10.19	PPBV	98
49) CARBON TETRACHLORIDE	4.727	117	286113	10.54	PPBV	99
50) 1,2-DICHLOROETHANE	4.090	62	168705	10.17	PPBV #	97
51) BENZENE	4.608	78	367778	9.84	PPBV	93

Quantitation Report (QT Reviewed)

Data Path : C:\msdchem\1\data\7w\
Data File : 7w01012.D
Acq On : 16 Mar 2023 9:20 am
Operator : thomash
Sample : cc0005-10
Misc : MS67390,V7W0047,,,,,1
ALS Vial : 2 Sample Multiplier: 1

Quant Time: Mar 16 14:01:58 2023
Quant Method : C:\msdchem\1\methods\M7W0005.M
Quant Title : TO15 by GCMS w/DB-1, 30m X 0.25mm ID X 0.5 um
QLast Update : Wed Dec 07 14:36:34 2022
Response via : Initial Calibration

	Compound	R.T.	QIon	Response	Conc Units		Dev(Min)
53)	CYCLOHEXANE	4.833	84	163476	10.86 PPBV		98
54)	2,3-DIMETHYLPENTANE	5.106	71	82355	10.72 PPBV		84
55)	TRICHLOROETHENE	5.566	95	178806	10.97 PPBV		97
56)	1,2-DICHLOROPROPANE	5.319	63	140158	10.58 PPBV		95
57)	DIBROMOMETHANE	5.274	174	152505	10.08 PPBV	#	83
58)	ETHYL ACRYLATE	5.444	55	279382	10.56 PPBV		99
59)	BROMODICHLOROMETHANE	5.508	83	292599	11.35 PPBV		100
60)	2,2,4-TRIMETHYLPENTANE	5.669	57	606673	10.94 PPBV		100
61)	1,4-DIOXANE	5.592	88	94750	11.15 PPBV	#	95
62)	HEPTANE	6.004	43	209124	10.71 PPBV		89
63)	METHYL METHACRYLATE	5.891	69	140360	10.33 PPBV	#	81
64)	METHYL ISOBUTYL KETONE	6.676	58	124266	10.46 PPBV		81
65)	CIS-1,3-DICHLOROPROPENE	6.560	75	207504	10.50 PPBV	#	86
66)	TOLUENE	7.827	91	478601	10.02 PPBV		100
67)	1,3-DICHLOROPROPANE	7.885	76	236772	10.94 PPBV		99
68)	TRANS-1,3-DICHLOROPROPENE	7.270	75	181033	10.21 PPBV	#	87
69)	1,1,2-TRICHLOROETHANE	7.438	83	144131	11.16 PPBV		99
70)	2-HEXANONE	8.431	58	175174	10.78 PPBV	#	78
71)	ETHYL METHACRYLATE	8.547	69	231508	10.54 PPBV	#	86
72)	TETRACHLOROETHENE	9.624	164	174020	10.65 PPBV		88
73)	DIBROMOCHLOROMETHANE	8.386	129	314377	12.09 PPBV		98
74)	1,2-DIBROMOETHANE	8.740	107	274954	11.40 PPBV		99
75)	OCTANE	9.762	43	289690	10.81 PPBV		89
77)	1,1,1,2-TETRACHLOROETHANE	10.875	131	218283	11.65 PPBV		98
78)	CHLOROBENZENE	10.865	112	419942	12.02 PPBV		95
79)	ETHYLBENZENE	11.772	91	642621	10.66 PPBV		100
80)	M,P-XYLENE	12.206	91	1000594	21.74 PPBV	#	66
81)	O-XYLENE	13.161	91	514491	10.89 PPBV		97
82)	STYRENE	12.949	104	388034	11.66 PPBV		100
83)	NONANE	14.283	43	312530	11.27 PPBV		85
84)	BROMOFORM	12.019	173	265127	12.24 PPBV	#	97
85)	1,1,2,2-TETRACHLOROETHANE	13.167	83	393016	12.04 PPBV		99
86)	1,2,3-TRICHLOROPROPANE	13.457	75	284507	11.27 PPBV	#	100
88)	ISOPROPYLBENZENE	14.698	120	209297	11.42 PPBV		97
89)	BROMOBENZENE	14.576	77	336665	10.77 PPBV		98
90)	2-CHLOROTOLUENE	15.727	126	192374	12.06 PPBV		100
91)	N-PROPYLBENZENE	16.032	120	213776	11.78 PPBV		99
92)	4-ETHYLTOLUENE	16.312	105	784654	12.31 PPBV		99
93)	1,3,5-TRIMETHYLBENZENE	16.447	105	656567	12.04 PPBV		99
94)	ALPHA-METHYLSTYRENE	16.627	118	344323	12.64 PPBV		99
95)	TERT-BUTYLBENZENE	16.875	134	170584	11.94 PPBV		99
96)	1,2,4-TRIMETHYLBENZENE	16.878	105	702215	12.45 PPBV		96
97)	BENZYL CHLORIDE	16.961	91	347524	8.22 PPBV		99
98)	M-DICHLOROBENZENE	16.939	146	442063	11.85 PPBV		98
99)	P-DICHLOROBENZENE	17.019	146	434706	11.61 PPBV		98
100)	O-DICHLOROBENZENE	17.305	146	440942	11.81 PPBV		98
101)	SEC-BUTYLBENZENE	17.145	134	215054	12.32 PPBV		93
102)	1,2,3-TRIMETHYLBENZENE	17.254	105	676051	12.27 PPBV		99
103)	P-ISOPROPYLTOLUENE	17.315	134	243396	12.58 PPBV		97
104)	N-BUTYLBENZENE	17.656	134	227765	12.57 PPBV		96
105)	HEXACHLOROETHANE	17.836	117	276047	12.47 PPBV	#	88
106)	HEXACHLOROBUTADIENE	18.871	225	313836	10.36 PPBV		100
107)	1,2,4-TRICHLOROBENZENE	18.563	180	327119	9.14 PPBV		97
108)	NAPHTHALENE	18.614	128	1036055	11.35 PPBV		100

(#) = qualifier out of range (m) = manual integration (+) = signals summed

Quantitation Report (QT Reviewed)

Data Path : C:\msdchem\1\data\7w\
Data File : 7w01012.D
Acq On : 16 Mar 2023 9:20 am
Operator : thomash
Sample : cc0005-10
Misc : MS67390,V7W0047,,,,,1
ALS Vial : 2 Sample Multiplier: 1

Quant Time: Mar 16 14:01:58 2023
Quant Method : C:\msdchem\1\methods\M7W0005.M
Quant Title : TO15 by GCMS w/DB-1, 30m X 0.25mm ID X 0.5 um
QLast Update : Wed Dec 07 14:36:34 2022
Response via : Initial Calibration

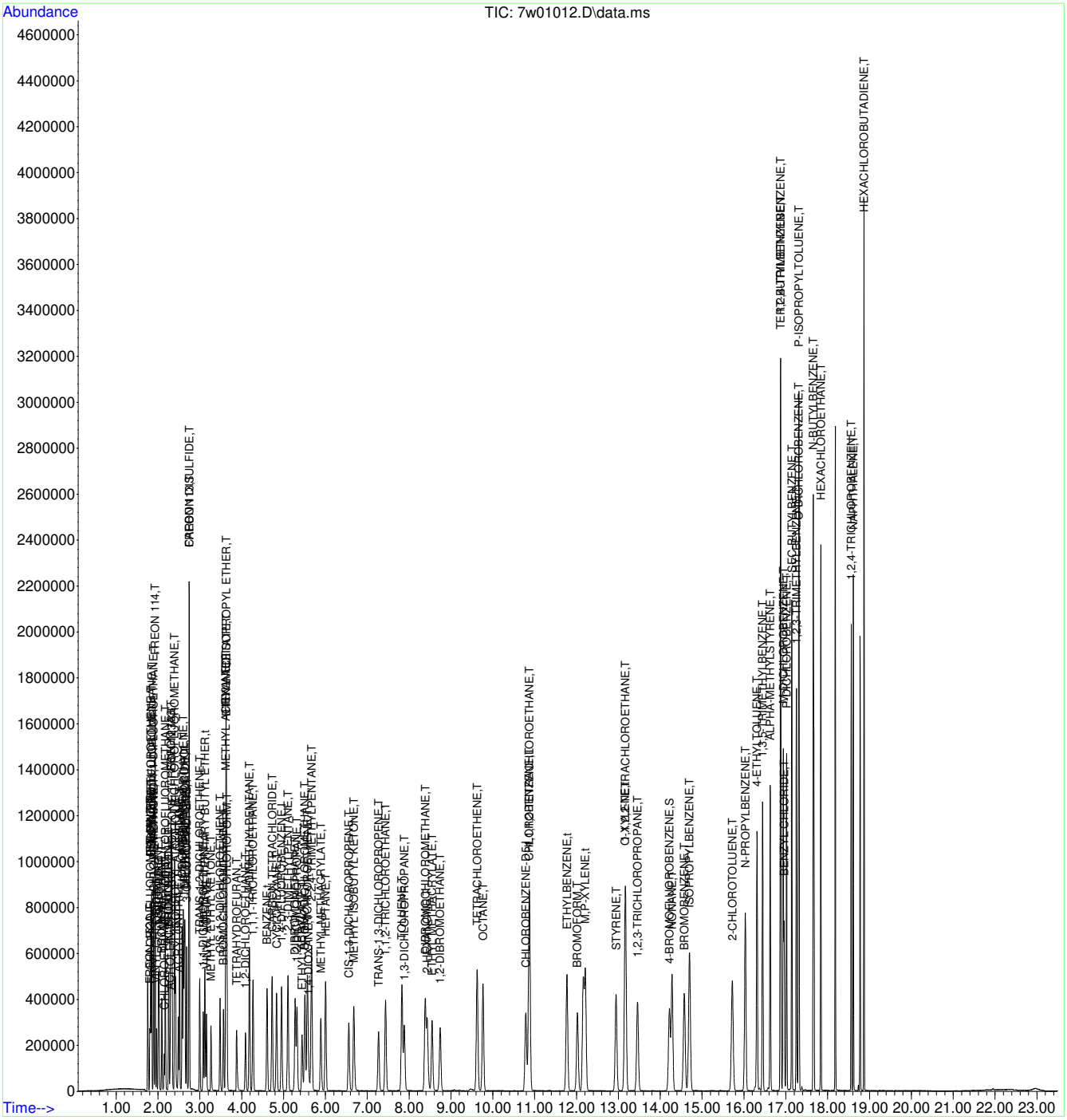

Manual Integrations APPROVED (compounds with "m" flag)
Kanya Veerawat 03/21/23 13:15

Quantitation Report (QT Reviewed)

Data Path : C:\msdchem\1\data\7w\
Data File : 7w01097.D
Acq On : 20 Mar 2023 2:51 pm
Operator : thomash
Sample : cc0005-10
Misc : MS67390,V7W0051,,,,,1
ALS Vial : 2 Sample Multiplier: 1

Quant Time: Mar 21 11:46:14 2023
Quant Method : C:\msdchem\1\methods\M7W0005.M
Quant Title : TO15 by GCMS w/DB-1, 30m X 0.25mm ID X 0.5 um
QLast Update : Wed Dec 07 14:36:34 2022
Response via : Initial Calibration

Compound	R.T.	QIon	Response	Conc	Units	Dev(Min)
Internal Standards						
1) BROMOCHLOROMETHANE	3.563	128	91720	10.00	PPBV	0.00
52) 1,4-DIFLUOROBENZENE	4.956	114	463250	10.00	PPBV	0.00
76) CHLOROBENZENE-D5	10.791	117	411803	10.00	PPBV	0.00
System Monitoring Compounds						
87) 4-BROMOFLUOROBENZENE	14.219	95	273970	9.85	PPBV	0.00
Target Compounds						Qvalue
3) FREON 152A	1.805	65	63540m	10.53	PPBV	
4) CHLORODIFLUOROMETHANE	1.821	67	30915	10.05	PPBV	98
5) CHLOROTRIFLUOROETHENE	1.834	116	160758	9.71	PPBV #	99
6) DICHLORODIFLUOROMETHANE	1.853	85	367842	7.71	PPBV #	94
7) PROPYLENE	1.830	41	80207	10.54	PPBV	97
8) 1-CHLORO-1,1-DIFLUOROE...	1.895	65	269289	7.00	PPBV #	90
9) FREON 114	1.933	85	354624	7.84	PPBV	99
10) CHLOROMETHANE	1.901	52	35998	8.81	PPBV	96
11) VINYL CHLORIDE	1.969	62	124919	8.23	PPBV	99
12) 1,3-BUTADIENE	2.014	54	100588	8.26	PPBV #	81
13) N-BUTANE	2.030	43	193064	8.54	PPBV #	94
14) BROMOMETHANE	2.094	94	123210	8.17	PPBV	99
15) CHLOROETHANE	2.149	64	66647	8.36	PPBV	98
16) DICHLOROFLUOROMETHANE	2.178	67	287436	8.10	PPBV #	97
17) ACETONITRILE	2.255	41	117575	8.82	PPBV	99
18) ACROLEIN	2.297	56	59051	8.38	PPBV	99
19) FREON 123	2.309	83	301622	8.44	PPBV #	97
20) FREON 123A	2.329	117	178285	7.91	PPBV	96
21) TRICHLOROFLUOROMETHANE	2.399	101	375216	7.78	PPBV	100
22) ISOPROPYL ALCOHOL	2.422	45	278321	8.42	PPBV	95
23) ACETONE	2.338	58	67332	7.94	PPBV #	58
24) PENTANE	2.518	42	143876	8.55	PPBV #	94
25) IODOMETHANE	2.580	142	384451	8.01	PPBV #	84
26) 1,1-DICHLOROETHYLENE	2.608	96	141610	7.62	PPBV #	78
27) CARBON DISULFIDE	2.750	76	459343	8.27	PPBV #	88
28) ETHANOL	2.184	45	60436	8.78	PPBV	96
29) BROMOETHENE	2.261	106	125804	8.03	PPBV #	98
30) ACRYLONITRILE	2.486	52	95582	7.84	PPBV	98
31) METHYLENE CHLORIDE	2.644	84	131993	7.48	PPBV #	75
32) 3-CHLOROPROPENE	2.689	76	68235	7.95	PPBV #	34
33) FREON 113	2.747	151	271837	8.52	PPBV	89
34) TRANS-1,2-DICHLOROETHENE	3.001	96	131581	9.26	PPBV	97
35) TERTIARY BUTYL ALCOHOL	2.628	59	324434	7.57	PPBV #	82
36) METHYL TERTIARY BUTYL ...	3.120	73	342802	8.59	PPBV #	96
37) TETRAHYDROFURAN	3.882	72	61756	9.46	PPBV #	74
38) HEXANE	3.625	57	208163	9.73	PPBV #	83
39) VINYL ACETATE	3.162	86	35105	8.73	PPBV #	51
40) 1,1-DICHLOROETHANE	3.081	63	216974	9.60	PPBV	99
41) METHYL ETHYL KETONE	3.264	72	65329	9.28	PPBV #	61
42) CIS-1,2-DICHLOROETHENE	3.483	96	139707	9.41	PPBV	97
43) DIISOPROPYL ETHER	3.628	59	63656	9.73	PPBV	77
44) ETHYL ACETATE	3.634	61	43789	9.99	PPBV #	49
45) METHYL ACRYLATE	3.618	55	253983	9.57	PPBV #	98
46) CHLOROFORM	3.647	83	284591	9.46	PPBV #	96
47) 2,4-DIMETHYLPENTANE	4.187	57	236943	9.86	PPBV	98
48) 1,1,1-TRICHLOROETHANE	4.271	97	278280	9.31	PPBV	98
49) CARBON TETRACHLORIDE	4.731	117	301939	9.59	PPBV	99
50) 1,2-DICHLOROETHANE	4.091	62	177970	9.25	PPBV #	97
51) BENZENE	4.608	78	386851	8.92	PPBV	92

Quantitation Report (QT Reviewed)

Data Path : C:\msdchem\1\data\7w\
Data File : 7w01097.D
Acq On : 20 Mar 2023 2:51 pm
Operator : thomash
Sample : cc0005-10
Misc : MS67390,V7W0051,,,,,1
ALS Vial : 2 Sample Multiplier: 1

Quant Time: Mar 21 11:46:14 2023
Quant Method : C:\msdchem\1\methods\M7W0005.M
Quant Title : TO15 by GCMS w/DB-1, 30m X 0.25mm ID X 0.5 um
QLast Update : Wed Dec 07 14:36:34 2022
Response via : Initial Calibration

	Compound	R.T.	QIon	Response	Conc	Units		Dev(Min)
53)	CYCLOHEXANE	4.833	84	172775	9.43	PPBV		96
54)	2,3-DIMETHYLPENTANE	5.107	71	89791	9.61	PPBV		88
55)	TRICHLOROETHENE	5.570	95	186715	9.42	PPBV		97
56)	1,2-DICHLOROPROPANE	5.322	63	147103	9.13	PPBV		95
57)	DIBROMOMETHANE	5.277	174	166342	9.04	PPBV		88
58)	ETHYL ACRYLATE	5.444	55	309790	9.63	PPBV		98
59)	BROMODICHLOROMETHANE	5.512	83	305568	9.75	PPBV		99
60)	2,2,4-TRIMETHYLPENTANE	5.673	57	649726	9.64	PPBV		100
61)	1,4-DIOXANE	5.605	88	103227	9.99	PPBV	#	91
62)	HEPTANE	6.007	43	226949	9.56	PPBV		88
63)	METHYL METHACRYLATE	5.895	69	151450	9.17	PPBV	#	77
64)	METHYL ISOBUTYL KETONE	6.685	58	142382	9.86	PPBV	#	79
65)	CIS-1,3-DICHLOROPROPENE	6.560	75	218943	9.11	PPBV	#	83
66)	TOLUENE	7.830	91	498972	8.59	PPBV		100
67)	1,3-DICHLOROPROPANE	7.885	76	244590	9.29	PPBV		98
68)	TRANS-1,3-DICHLOROPROPENE	7.271	75	195924	9.09	PPBV	#	85
69)	1,1,2-TRICHLOROETHANE	7.438	83	149529	9.52	PPBV		98
70)	2-HEXANONE	8.451	58	262858m	13.30	PPBV		
71)	ETHYL METHACRYLATE	8.554	69	263265	9.86	PPBV	#	75
72)	TETRACHLOROETHENE	9.627	164	191682	9.65	PPBV		91
73)	DIBROMOCHLOROMETHANE	8.386	129	331144	10.47	PPBV		99
74)	1,2-DIBROMOETHANE	8.743	107	284590	9.70	PPBV		99
75)	OCTANE	9.766	43	319188	9.79	PPBV	#	86
77)	1,1,1,2-TETRACHLOROETHANE	10.878	131	237410	10.41	PPBV		99
78)	CHLOROBENZENE	10.872	112	433261	10.19	PPBV		96
79)	ETHYLBENZENE	11.772	91	671552	9.15	PPBV		100
80)	M,P-XYLENE	12.209	91	1046928	18.69	PPBV	#	67
81)	O-XYLENE	13.164	91	534678	9.29	PPBV		99
82)	STYRENE	12.949	104	397561	9.81	PPBV		99
83)	NONANE	14.286	43	344097	10.20	PPBV	#	83
84)	BROMOFORM	12.023	173	295327	11.20	PPBV	#	97
85)	1,1,2,2-TETRACHLOROETHANE	13.171	83	409657	10.31	PPBV		99
86)	1,2,3-TRICHLOROPROPANE	13.460	75	298777	9.72	PPBV	#	100
88)	ISOPROPYLBENZENE	14.701	120	215142	9.64	PPBV		97
89)	BROMOBENZENE	14.579	77	355957	9.36	PPBV		96
90)	2-CHLOROTOLUENE	15.724	126	202045	10.40	PPBV		100
91)	N-PROPYLBENZENE	16.032	120	224921	10.18	PPBV		99
92)	4-ETHYLTOLUENE	16.312	105	805180	10.38	PPBV		99
93)	1,3,5-TRIMETHYLBENZENE	16.447	105	676416	10.19	PPBV		99
94)	ALPHA-METHYLSTYRENE	16.630	118	323400	9.75	PPBV		98
95)	TERT-BUTYLBENZENE	16.875	134	180161	10.36	PPBV		95
96)	1,2,4-TRIMETHYLBENZENE	16.881	105	724971	10.55	PPBV		96
97)	BENZYL CHLORIDE	16.965	91	343710	6.67	PPBV		98
98)	M-DICHLOROBENZENE	16.942	146	471276	10.37	PPBV		99
99)	P-DICHLOROBENZENE	17.019	146	465195	10.21	PPBV		99
100)	O-DICHLOROBENZENE	17.309	146	466472	10.26	PPBV		99
101)	SEC-BUTYLBENZENE	17.145	134	227279	10.69	PPBV		89
102)	1,2,3-TRIMETHYLBENZENE	17.254	105	699636	10.43	PPBV		99
103)	P-ISOPROPYLTOLUENE	17.319	134	255611	10.86	PPBV		92
104)	N-BUTYLBENZENE	17.659	134	239328	10.85	PPBV		94
105)	HEXACHLOROETHANE	17.839	117	274048	10.17	PPBV	#	89
106)	HEXACHLOROBUTADIENE	18.875	225	354816	9.62	PPBV		98
107)	1,2,4-TRICHLOROBENZENE	18.569	180	352190	8.08	PPBV		98
108)	NAPHTHALENE	18.617	128	1108232	9.97	PPBV		100

(#) = qualifier out of range (m) = manual integration (+) = signals summed

Quantitation Report (QT Reviewed)

Data Path : C:\msdchem\1\data\7w\
Data File : 7w01097.D
Acq On : 20 Mar 2023 2:51 pm
Operator : thomash
Sample : cc0005-10
Misc : MS67390,V7W0051,,,,,1
ALS Vial : 2 Sample Multiplier: 1

Quant Time: Mar 21 11:46:14 2023
Quant Method : C:\msdchem\1\methods\M7W0005.M
Quant Title : TO15 by GCMS w/DB-1, 30m X 0.25mm ID X 0.5 um
QLast Update : Wed Dec 07 14:36:34 2022
Response via : Initial Calibration

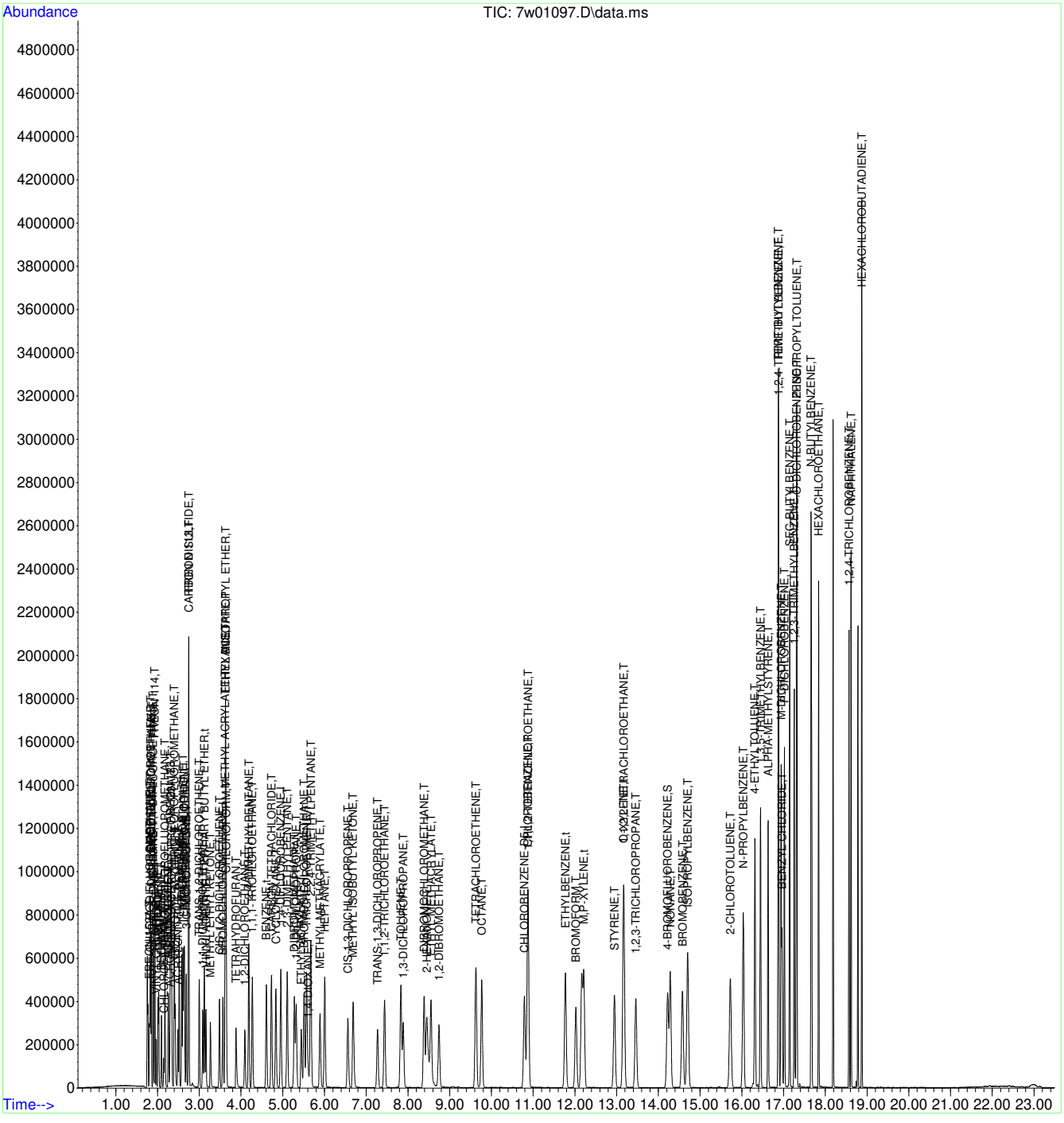

Manual Integration Approval Summary

Sample Number:	V7W51-CC0005	**Method:**	TO-15
Lab FileID:	7W01097.D	**Analyst approved:**	03/21/23 12:03 William Cruser
Injection Time:	03/20/23 14:51	**Supervisor approved:**	03/21/23 13:15 Kanya Veerawat

Parameter	CAS	Sig#	R.T. (min.)	Reason
Freon 152A	75-37-6		1.80	Missed peak
2-Hexanone	591-78-6		8.45	Split peak

Quantitation Report (Qedit)

```
Data Path : C:\msdchem\1\data\7w\
Data File : 7w01097.D
Acq On    : 20 Mar 2023   2:51 pm
Operator  : thomash
Sample    : cc0005-10
Misc      : MS67390,V7W0051,,,,,1
ALS Vial  : 2   Sample Multiplier: 1

Quant Time: Mar 20 15:17:17 2023
Quant Method : C:\msdchem\1\methods\M7W0005.M
Quant Title  : TO15 by GCMS w/DB-1, 30m  X 0.25mm ID X 0.5 um
QLast Update : Wed Dec 07 14:36:34 2022
Response via : Initial Calibration
```

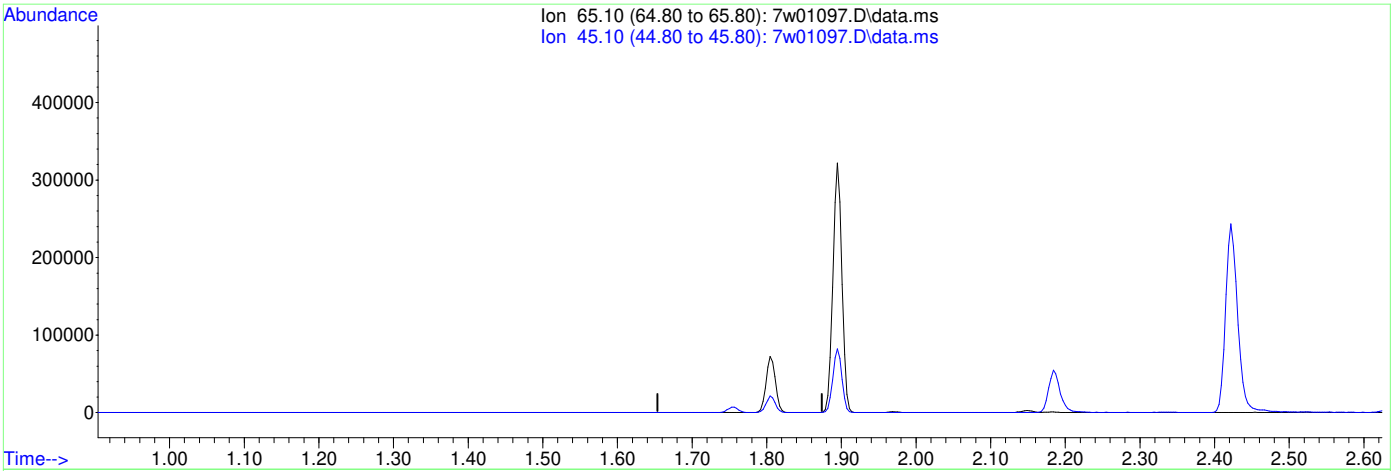

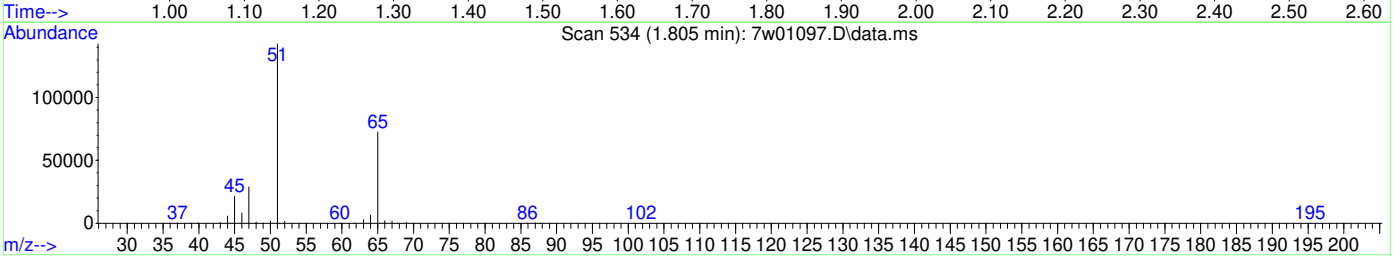

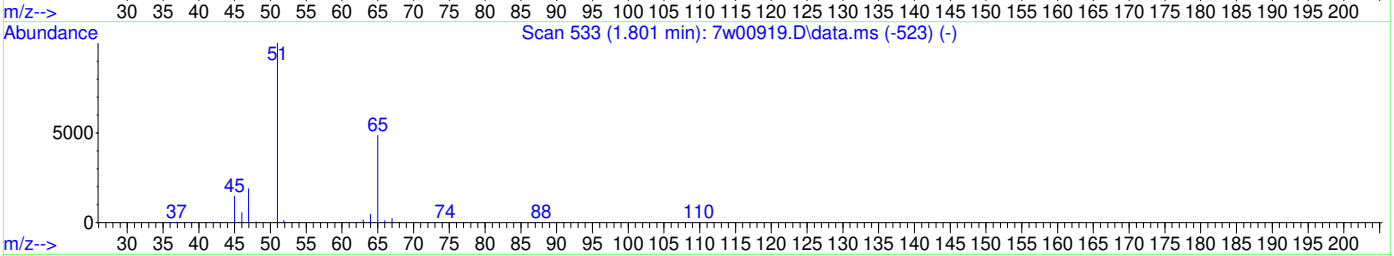

TIC: 7w01097.D\data.ms

(3) FREON 152A (T)

1.804min (-1.804) 0.00PPBV

response 0

Ion	Exp%	Act%
65.10	100	0.00
45.10	22.90	0.00#
0.00	0.00	0.00
0.00	0.00	0.00

Quantitation Report (Qedit)

```
Data Path : C:\msdchem\1\data\7w\
Data File : 7w01097.D
Acq On    : 20 Mar 2023   2:51 pm
Operator  : thomash
Sample    : cc0005-10
Misc      : MS67390,V7W0051,,,,,1
ALS Vial  : 2   Sample Multiplier: 1

Quant Time: Mar 20 15:17:17 2023
Quant Method : C:\msdchem\1\methods\M7W0005.M
Quant Title  : TO15 by GCMS w/DB-1, 30m  X 0.25mm ID X 0.5 um
QLast Update : Wed Dec 07 14:36:34 2022
Response via : Initial Calibration
```

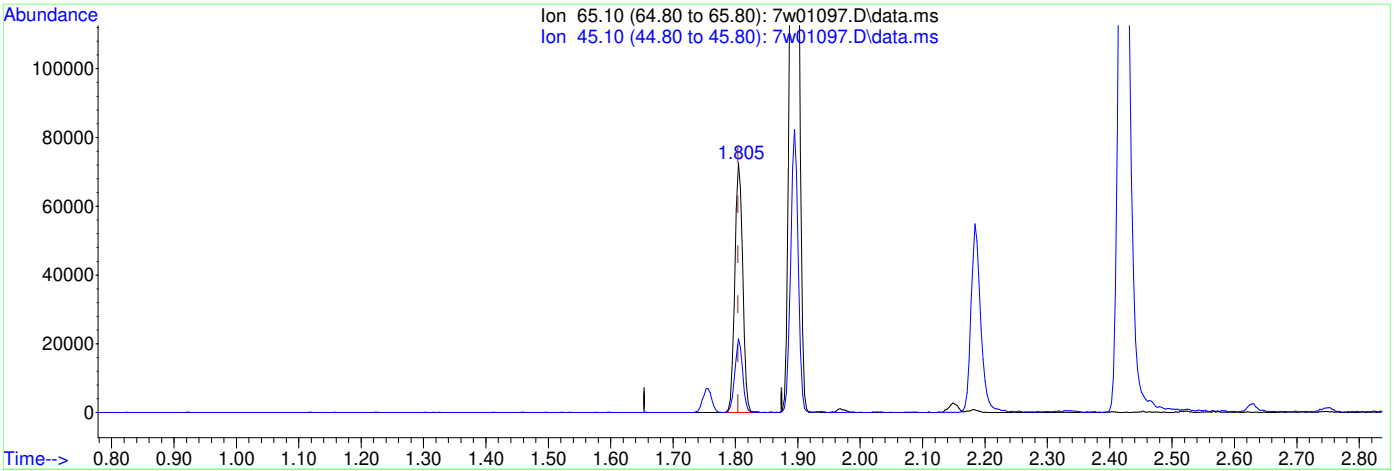

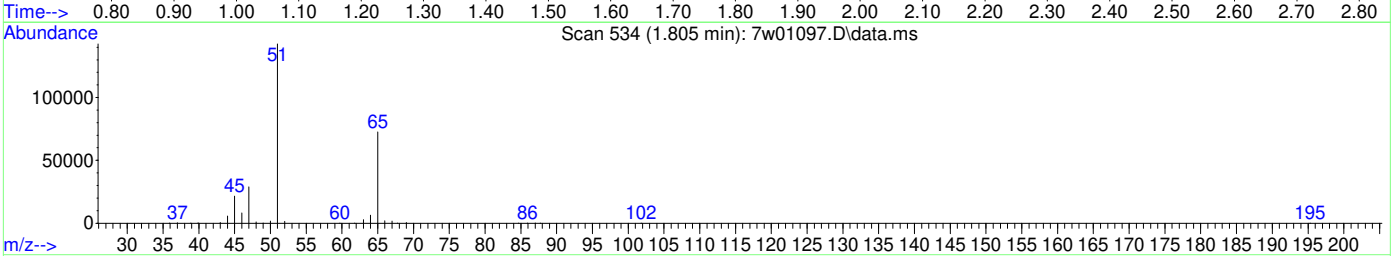

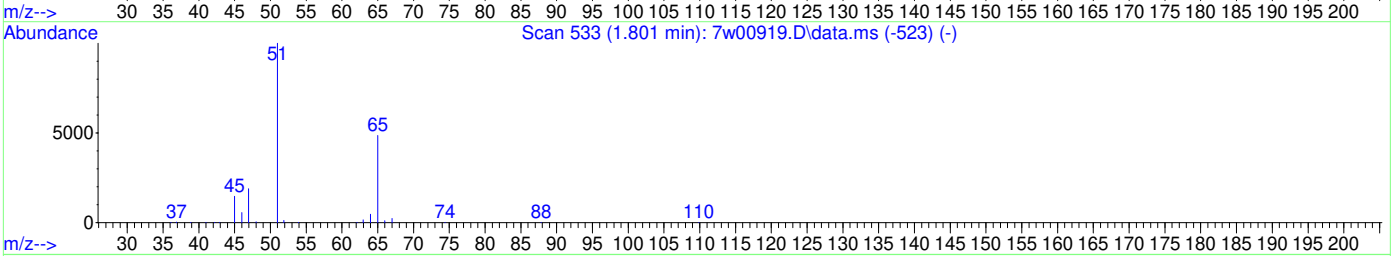

TIC: 7w01097.D\data.ms

(3) FREON 152A (T)

1.805min (+0.001) 10.53PPBV m

response 63540

Ion	Exp%	Act%
65.10	100	100
45.10	22.90	0.00#
0.00	0.00	0.00
0.00	0.00	0.00

Quantitation Report (Qedit)

```
Data Path : C:\msdchem\1\data\7w\
Data File : 7w01097.D
Acq On    : 20 Mar 2023   2:51 pm
Operator  : thomash
Sample    : cc0005-10
Misc      : MS67390,V7W0051,,,,,1
ALS Vial  : 2   Sample Multiplier: 1

Quant Time: Mar 20 15:17:17 2023
Quant Method : C:\msdchem\1\methods\M7W0005.M
Quant Title  : TO15 by GCMS w/DB-1, 30m  X 0.25mm ID X 0.5 um
QLast Update : Wed Dec 07 14:36:34 2022
Response via : Initial Calibration
```

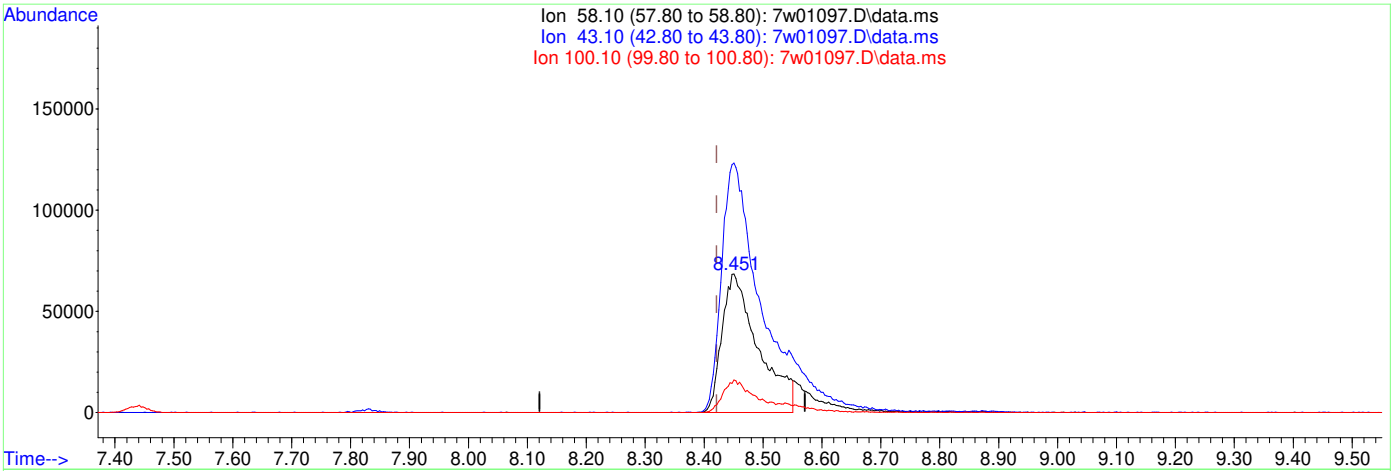

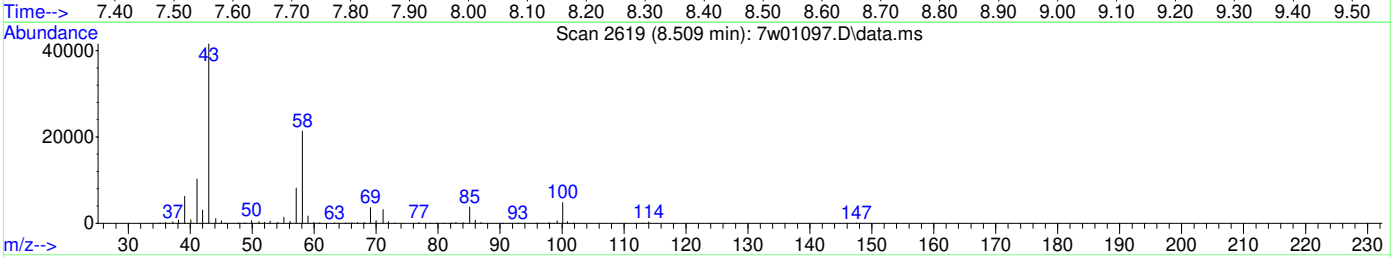

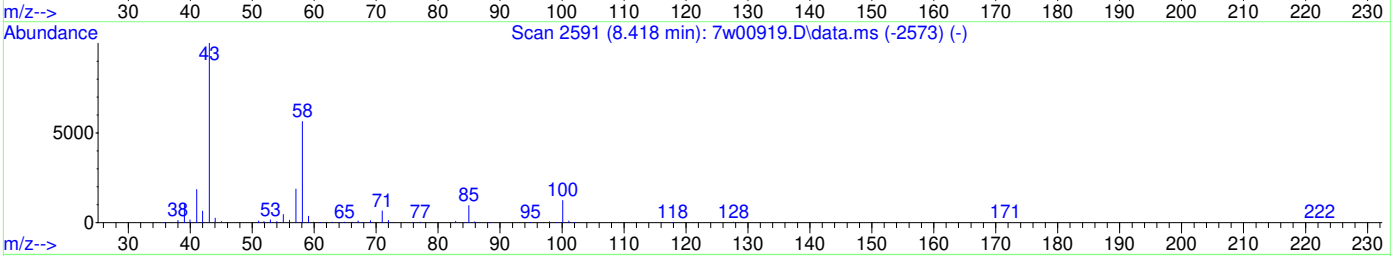

TIC: 7w01097.D\data.ms

(70) 2-HEXANONE (T)

8.451min (+0.030) 14.84PPBV

response 293195

Ion	Exp%	Act%
58.10	100	100
43.10	150.80	182.11#
100.10	24.10	22.59
0.00	0.00	0.00

Quantitation Report (Qedit)

```
Data Path : C:\msdchem\1\data\7w\
Data File : 7w01097.D
Acq On    : 20 Mar 2023   2:51 pm
Operator  : thomash
Sample    : cc0005-10
Misc      : MS67390,V7W0051,,,,,1
ALS Vial  : 2   Sample Multiplier: 1

Quant Time: Mar 20 15:17:17 2023
Quant Method : C:\msdchem\1\methods\M7W0005.M
Quant Title  : TO15 by GCMS w/DB-1, 30m  X 0.25mm ID X 0.5 um
QLast Update : Wed Dec 07 14:36:34 2022
Response via : Initial Calibration
```

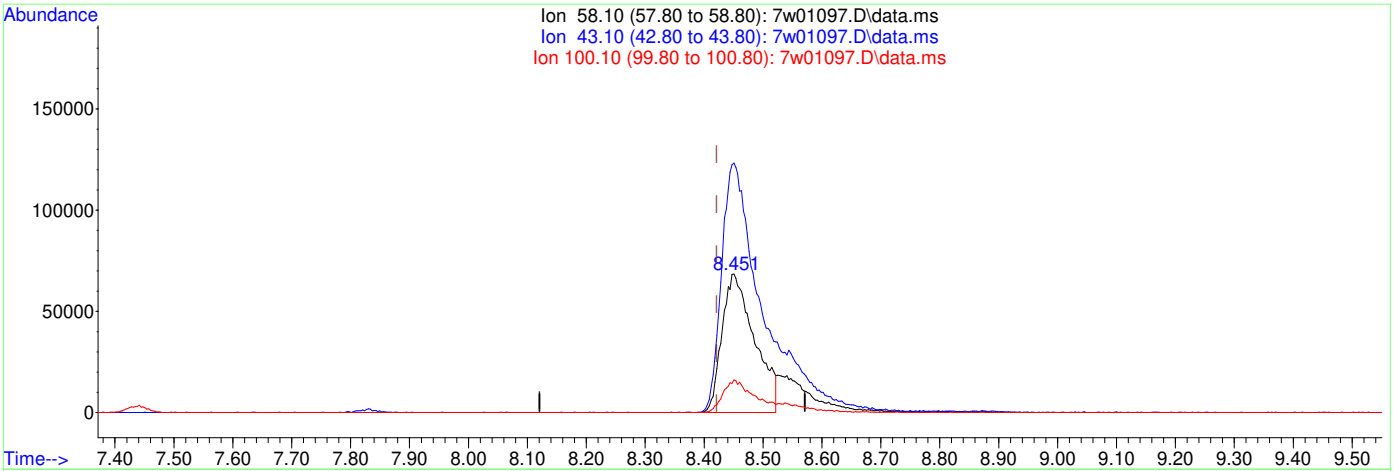

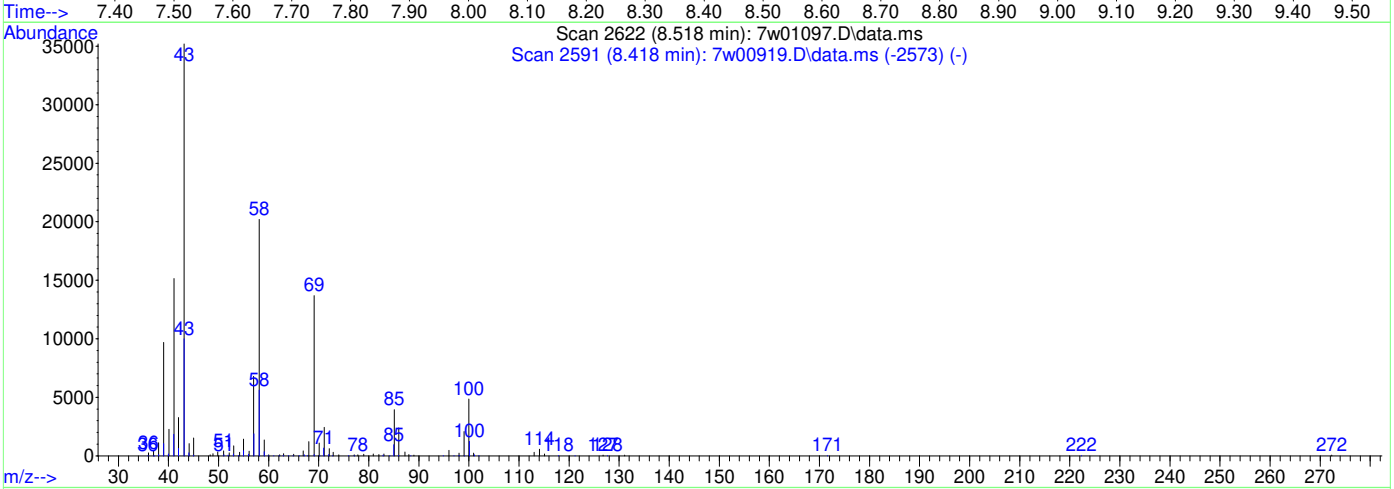

(70) 2-HEXANONE (T)

8.451min (+0.030) 13.30PPBV m

response 262858

Ion	Exp%	Act%
58.10	100	100
43.10	150.80	203.12#
100.10	24.10	25.20
0.00	0.00	0.00

SGS

TO-15

Batch ID: V2W2776

Date: 12/14/22

Analyst Signature:

Columns: DB-1 30m x 0.25mm x 0.5µm

Method: 2WTO15.M

Seq. File: 2W20221214.S

Initial Cal. Method: M2W2776.M

AS Data

Method: TO15.T200A.CTD

Standard Data

Lot #	Description	Conc.

Standard Data

Lot #	Description	Conc.
AS9525	Int/Surr	100ppbv
AS9670	TO15 STD (A1785)	40ppbv
AS9675	TO15 STD (A1810)	1.0ppbv
AS9656	TO15 LCS (A1805)	40ppbv

(M) Manually integrated chromatographic peaks in the following reportable file have been reviewed and verified to comply with the criter of SGS SOP EQA044.

Supervisor Signature: Date: 12/21/2022

AS #	Data File	Sample ID	TEST	Canister Serial #	Vol Sample	Dil Fact	TICS	Int. STD Areas	Surr	Status Data	Comments
3	2W62379	IB			20					—	
3	2W62380	IB			20					—	
3	2W62381	IB			20					—	
1	2W62382	BFB			16					ok	
1	2W62383	IC2776-0.1			16			✓	✓	ok	
1	2W62384	IC2776-0.1			40			✓	✓	ok	
1	2W62385	IC2776-0.2			80			✓	✓	ok	
1	2W62386	IC2776-0.5			200			✓	✓	ok	
2	2W62387	IC2776-0.5			5			✓	✓	ok	
2	2W62388	IC2776-5			50			✓	✓	ok	
2	2W62389	IC2776-10			100			✓	✓	ok	
2	2W62390	IC2776-20			200			✓	✓	ok	
2	2W62391	IC2776-40			400			✓	✓	ok	
2	2W62392	IC2776-50			500			✓	✓	ok	
3	2W62393	IB			20					—	
3	2W62394	IB			20					—	
4	2W62395	ICV2776-10			100			✓	✓	ok	

TA 12/16/22

All strikeouts must be initial and dated. Comment is require for anything other than a transcription error.

DAYT-AIR-0006-06-FORM-TO15 Instrument Log

153 1/9/18

SGS

TO-15

Batch ID: V2W2802

Date: 1/24/23

Analyst Signature:

Columns: DB-1 30m×0.25mm×0.5µm
Method: 2WTO15.M
Seq. File: 2W20230124.S
Initial Cal. Method: M2W2776.M

AS Data

Method: TO15A, 7200A, CTD

Standard Data

Lot #	Description	Conc.

Standard Data

Lot #	Description	Conc.
AS9585	Int/Surr	100ppbv
AS9702	TO15 STD (A976)	40 ppbv

(M) Manually integrated chromatographic peaks in the following reportable file have been reviewed and verified to comply with the criteri of SGS SOP EQA044.

Supervisor Signature: Date: 1/26/2023

AS #	Data File	Sample ID	TEST	Canister Serial #	Vol Sample	Dil Fact	TICS	Int. STD Areas	Surr	Status Data	Comments
1-1	2W62990	BFB		open position	400					OK	
1-2	2W62991	CC2776-10		A976	100					OK	
1-2	2W62992	CC2776-10		A976	100			✓	✓	OK	
1-2	2W62993	BS		A976	100			✓	✓	OK	
1-2	2W62994	BSD		A976	100			✓	✓	OK	
1-3	2W62995	IB		A2042	100					—	
1-3	2W62996	IB		A2042	200					—	
1-3	2W62997	IB		A2042	400					—	
1-3	2W62998	MB		A2042	400					OK	
1-3	2W62999	MB		A2042	400			✓	✓	OK	
1-4	2W63000	JD58978-1	SC M365971	A716, A1210	80	200		✓	✓	OK	
1-5	2W63001	JD59112-2	STD M365984	M111	400	1		✓	✓	OK	
1-6	2W63002	JD59112-3	✓	A295	400	1		✓	✓	OK	
1-7	2W63003	JD59112-4	✓	M026	400	1		✓	✓	OK	
1-8	2W63004	JD59112-5	✓	A1777	400	1		✓	✓	OK	
1-9	2W63005	JD59112-6	✓	A1251	400	1		✓	✓	OK	
1-10	2W63006	JD58948-1	STD M365900	A1732	400	1		✓	✓	OK	
1-10	2W63007	JD58948-1 DUP	✓	A1732	400	1		✓	✓	OK	
1-11	2W63008	JD58948-2	✓	A1693	400	1					
1-12	2W63009	JD58948-3	✓	A1195	400	1					
1-13	2W63010	JD58948-4	✓	A231	400	1					
1-14	2W63011	JD58948-5	✓	A1596	400	1					
1-15	2W63012	SCC, CP12059		A491	100						
1-16	2W63013	SCC, CP12063		A229	100					NG	benzene ↑
2-1	2W63014	SCC, CP12055		A1161	400					NG	Acetone ↑
2-2	2W63015	SCC, CP12065		A1843	400			✓	✓	OK	
2-3	2W63016	SCC, CP12062		A1869	400			✓	✓	OK	
2-4	2W63017	SCC, CP12061		A680	400			✓	✓	OK	
2-5	2W63018	SCC, CP12058		A1197	400			✓	✓	OK	
2-6	2W63019	SCC, CP12060		A902	400			✓	✓	OK	

All strikeouts must be initial and dated. Comment is require for anything other than a transcription error.

DAYT-AIR-0006-06-FORM-TO15 Instrument Log

13

1/9/18

7.8.2

7

Canister Secondary Dilution Log

Test Gauge ID : TG- 2

			Original Canister Dilution				Secondary Canister Dilution						
Date	Initials	SGS Sample ID	Canister ID	Vacuum in "Hg at time of Dilution	Final Pressure psig	Dilution Factor	Canister ID	Canister Volume CC	Sample Volume Added CC	Final Pressure psig	Equiv Total Volume CC	Dilution Factor	Final Canister Dilution Factor
1/24/23	TH	JD58978-1	A716	6.0	8.7	2	A1210	1000	20	14.7	2000	100	200

Definition:

Final DF = (Original Canister DF) x (Secondary Canister DF)

Dilution Factor at Instrument = (Final Canister Dilution Factor) x (Normal Sampling Volume in cc) / (Sample Volume in cc Injected)

Example:

Original Canister is diluted 2x for manual sample draw. 75cc from this canister is added to a 375cc minican and brought to 14.7 psig or 750cc equiv volume. This results in an additional dilution of 750/75 or 10. The final canister dilution factor is 2 x 10 = 20. From the dilution canister 20cc is injected at the instrument where normal volume is 400cc. This is an additional instrument dilution factor of 20. The final dilution multiplier is 20(from canister dilution) x 20(from instrument dilution) = 400

Notes:

All strikeouts must be initial, dated and reason code applied as follows: # 1 = Reviewer Correction Error; # 2 = Transcription Error; # 3 = Computer Miscalclulation, # 4 = Analyst's Correction Error

TO-15

Batch ID: V3W3100

Analyst Signature:

Date: 1/12/2023

Columns: RTX-1 60m x 0.32mm x 1.0µm
Method: 3WTO15.m
Seq. File: 3W20230106.S
Initial Cal. Method: M3W3100.m

AS Data

Method: 3WTO15A.CTD

Standard Data

Lot #	Description	Conc.
AS9688	TO15 LCS (A1796)	40ppbv

Standard Data

Lot #	Description	Conc.
AS9585	Int/Surr	100ppbv
AS9676	TO15 STD (A2041)	1ppbv
AS9670	TO15 STD (A1795)	40ppbv
AS9656	TO15 LCS (A1805)	40ppbv

(M) Manually integrated chromatographic peaks in the following reportable file have been reviewed and verified to comply with the crite of SGS SOP EQA044.

Supervisor Signature: Date: 1/12/2023

AS #	Data File	Sample ID	TEST	Canister Serial #	Vol Sample	Dil Fact	TICS	Int. STD Areas	Surr	Status Data	Comments
1-3	3W78712	~~BFB~~ 1B		A2038	100					—	
1-1	3W78713	BFB		A2041	16					OK	T=928am
1-1	3W78714	IC3100-0.04		A2041	16			✓	✓	OK	
1-1	3W78715	IC3100-0.1		A2041	40			✓	✓	OK	
1-1	3W78716	IC3100-0.2		A2041	80			✓	✓	OK	
1-1	3W78717	IC3100-0.5		A2041	200			✓	✓	OK	
1-2	3W78718	IC3100-0.5		A1795	5			✓	✓	—	
1-2	3W78719	IC3100-5		A1795	50			✓	✓	OK	
1-2	3W78720	IC3100-10		A1795	100			✓	✓	OK	
1-2	3W78721	IC3100-20		A1795	200			✓	✓	OK	
1-2	3W78722	IC3100-40		A1795	400			✓	✓	OK	
1-2	3W78723	IC3100-50		A1795	500			✓	✓	OK	
1-3	3W78724	1B		A2038	100					—	
1-3	3W78725	1B		A2038	100					—	
1-4	3W78726	ICV3100-10		A1805	100			✓	✓	OK	
1-4	3W78727	ICV3100-10		A1805	100					not used	
1-3	3W78728	1B		A2038	100					—	
1-5	3W78729	ICV3100-10		A1796	100					not run	
1-5	3W78730	ICV3100-10		A1796	100					not run	
					~~100~~						

TH 1/9/23

All strikeouts must be initial and dated. Comment is require for anything other than a transcription error.

SGS

TO-15

Batch ID: V3W3107

Analyst Signature:

Date: 1/18/2023

Columns: RTX-1 60m x 0.32mm x 1.0µm
Method: 3WP15.M
Seq. File: 3W20230118.S
Initial Cal. Method: M3W3100.M

AS Data

Method: 3WP15A.CTD3

Standard Data

Lot #	Description	Conc.

Standard Data

Lot #	Description	Conc.
A39525	Int/Surr.	100ppbv
A39697	TO15 STD (A980)	40ppbv

(M) Manually integrated chromatographic peaks in the following reportable file have been reviewed and verified to comply with the criter of SGS SOP EQA044.

Supervisor Signature: Date: 1/24/2023

AS #	Data File	Sample ID	TEST	Canister Serial #	Vol Sample	Dil Fact	TICS	Int. STD Areas	Surr	Status Data	Comments
1-1	3W78861	BFB		open position	400					ok	T= 8:23 AM
1-2	3W78862	CC3100-10		A980	100			✓	✓	ok	
1-2	3W78863	BS		A980	100			✓	✓	ok	
1-2	3W78864	BSD		A980	100			✓	✓	ok	
1-3	3W78865	IB		A2036	100					—	
1-3	3W78866	MB		A2036	400		+	✓	✓	ok	
1-4	3W78867	JD58840-1	STD M565818	TBAG	20	1		✓	✓	ok	
1-5	3W78868	JD58840-2	✓	TBAG	100	1		✓	✓	ok	
1-6	3W78869	JD58758-6	STD M565772	A398	10	1.28		✓	✓	ok	
1-7	3W78870	JD58757-1	STD M565772	M246	20	1		✓	✓	ok	
1-8	3W78871	JD58757-2	✓	A340	10	1		✓	✓	ok	
1-9	3W78872	JD58820-1	STD M565856	A1722	400	1	+	✓	✓	ok	
1-9	3W78873	~~JD58820-1 DUP~~	✓	A1722	400	1	+	✓	✓	ok	JD58820-1 DUP
1-10	3W78874	JD58820-2	✓	M024	632	1.58	+	✓	✓	ok	
1-11	3W78875	JD58820-3	✓	A1721	400	1	+	✓	✓	ok	
1-12	3W78876	JD58820-4	✓	A1589	400	1	+	✓	✓	ok	
1-13	3W78877	JD58820-5	✓	A1604	400	1	+	✓	✓	ok	
1-14	3W78878	JD58820-6	✓	M188	400	1	+	✓	✓	ok	
1-15	3W78879	JD58729-1	STD M565783	A1820	400	1		✓	✓	ok	
1-16	3W78880	SCC, CP12055		A2175	400					NG	reclean batch
1-1	3W78881	SCC, CP12051		A316	400			✓	✓	ok	
1-2	3W78882	SCC, CP12053		A2103	400			✓	✓	ok	
1-3	3W78883	SCC, CP12034		A2124	400			✓	✓	ok	
1-4	3W78884	SCC, CP12049		A2096	400			✓	✓	ok	
1-5	3W78885	SCC, CP12056		A2034	400			✓	✓	ok	
								TA 1/19/2023			

All strikeouts must be initial and dated. Comment is require for anything other than a transcription error.

SGS

TO-15

Batch ID: V7W0047

Date: 3/16/2023

Analyst Signature:

Columns: DB-1 30m x 0.25mm x 0.5µm

Method: 7WTO15SPLIT.me

Seq. File: 7W20230316.S

Initial Cal. Method: M7W0005.me

AS Data

Method: 7WTO15,72004.CTD

Standard Data

Lot #	Description	Conc.

Standard Data

Lot #	Description	Conc.
A9585	Int/Surr	100ppbv
A9749	TO15 STD (A1788)	40ppbv

(M) Manually integrated chromatographic peaks in the following reportable file have been reviewed and verified to comply with the crit of SGS SOP EQA044.

Supervisor Signature: Date: 3/21/23

AS #	Data File	Sample ID	TEST	Canister Serial #	Vol Sample	Dil Fact	TICS	Int. STD Areas	Surr	Status Data	Comment
2-1	7W01011	BBS		STD position	400					ok	T=8:48 AM
2-2	7W01012	CCV0005-40		A1788	100			✓	✓	ok	
2-2	7W01013	BS		A1788	100			✓	✓	ok	
2-2	7W01014	BSD		A1788	100			✓	✓	ok	
2-3	7W01015	IB		A2042	100					—	
2-3	7W01016	MB		A2042	400			✓	✓	ok	
2-4	7W01017	JD61816-3	STD MS67350	A1196	400	1		✓	✓	ok/DL	ETHYL ACE ↑ RR=50mL
2-5	7W01018	JD61816-2	✓	A1075	10	1		✓	✓	ok	
2-4	7W01019	JD61816-3	✓	A1196	50	1		✓	✓	ok/DL	
2-6	7W01020	JD61694-5	STD, NAP MS67286	M228	200	1.52		✓	✓	ok/DL	
2-7	7W01021	JD61101-1	STD, NAP MS67067	A1750	400	1		✓	✓	ok/DL	
2-8	7W001022	JD61695-1	STD, NAP MS67286	A1764	400	1		✓	✓	ok	
2-8	7W01023	JD61695-1DUP	✓	A1764	400	1		✓	✓	ok	
2-9	7W01024	JD61695-2	✓	A1495	400	1		✓	✓	ok/DL	ACETONE ↑ RR=200mL
2-10	7W01025	JD61695-3	✓	A354	400	1		✓	✓	ok	
2-11	7W01026	JD61695-4	✓	A210	592	1.48		✓	✓	ok	
2-12	7W01027	JD61695-5	✓	A1690	400	1		✓	✓	ok	
2-13	7W01028	JD61696-1	STD, NAP MS67286	A1608	400	1		✓	✓	ok/DL	ACETONE ↑ RR=40mL
2-14	7W01029	JD61696-2	✓	A1739	400	1		✓	✓	ok	
2-15	7W01030	JD61696-3	✓	A752	400	1		✓	✓	ok	
2-16	7W01031	JD61696-4	✓	A1711	400	1		✓	✓	ok	
2-1	7W01032	JD61696-5	✓	A1290	400	1		—	—	RR	DID NOT CHECK 40mL
2-2	7W01033	JD61696-6	✓	A1641	100	1		✓	✓	ok	TOO DILUTE combine RR=1x
2-3	7W01034	JD61696-7	✓	A1325	400	1		✓	✓	ok	
2-4	7W01035	JD61280-1	NVSVEL MS67132	A1745	400	1		✓	✓	ok	
2-5	7W01036	JD61280-2	✓	A1727	400	1		✓	✓	ok	
2-6	7W01037	JD61280-3	NVSVEL MS67132	M002	500	1		✓	✓	ok/DL	ACETONE ↑ RR=100mL
2-7	7W01038	JD61280-4	✓	M103	500	1		✓	✓	ok/DL	ACETONE ↑ RR=40mL

All strikeouts must be initial and dated. Comment is require for anything other than a transcription error.

3/17/23

SGS

TO-15

Batch ID: V7W 0005

Analyst Signature: [signature]

Date: 11/30/2022

Columns: DB-1 30m x 0.25mm x 0.5µm
Method: 7W TO15 5pt.7.M
Seq. File: 7W 20221130-5
Initial Cal. Method: M7 W0005.M

AS Data

Method: TW 0811 22, 7200 A, CTD

Standard Data

Lot #	Description	Conc.

Standard Data

Lot #	Description	Conc.
AS9585	Int/Surr	100ppbv
AS9646	TO15 STD (A1799)	40ppbv
AS9648	TO15 STD (A1791)	1.0ppbv
AS9644	TO15 ICS (A1785)	40ppbv

(M) Manually integrated chromatographic peaks in the following reportable file have been reviewed and verified to comply with the criter of SGS SOP EQA044.

Supervisor Signature: [signature] Date: 1/5/2023

AS #	Data File	Sample ID	TEST	Canister Serial #	Vol Sample	Dil Fact	TICS	Int. STD Areas	Surr	Status Data	Comments
3	7W00089	TH ~~IB~~ BFB		A2042	20					OK	
3	7W00090	IB		A2042	20					—	
3	7W00091	IB		A2042	20					—	
1	7W00092	IB		A1791	16					—	
1	7W00093	IC0005-0.01		A1791	16			✓	✓	OK	
1	7W00094	IC0005-0.1		A1791	40			✓	✓	OK	
1	7W00095	IC0005-~~0.5~~ 0.2 TH		A1791	80			✓	✓	OK	
1	7W00096	IC0005-~~1.0~~ 0.5 TH		A1791	200			✓	✓	OK	
2	7W00097	IC0005-~~10~~ 0.5 TH		A1799	5					not used	
2	7W00098	IC0005-5		A1799	50			✓	✓	OK	
2	7W00099	ICC0005-10		A1799	100			✓	✓	OK	
2	7W00100	IC0005-20		A1799	200			✓	✓	OK	
2	7W00101	IC0005-40		A1799	400			✓	✓	OK	
2	7W00102	IC0005-50		A1799	500			✓	✓	OK	
3	7W00103	IB		A2042	20					—	
3	7W00104	IB		A2042	20					—	
4	7W00105	ICV0005-10		A1785	100			✓	✓	OK	
3	7W00106	IB		A2042	20						
3	7W00107	IB		A2042	20						
3	7W00108	IB		A2042	20						
3	7W00109	IB		A2042	20						

TH 12/6/22

All strikeouts must be initial and dated. Comment is require for anything other than a transcription error.

SGS

TO-15

Batch ID: J7W0051

Analyst Signature:

Date: 3/20/2023

Columns: DB-1 30m x 0.25mm x 0.5µm
Method: 7WTO15SPLIT.m
Seq. File: 7W20230320.S
Initial Cal. Method: m7W0005.m

AS Data

Method: 7WTO15.720ALTD

Standard Data

Lot #	Description	Conc.

Standard Data

Lot #	Description	Conc.
A959S5	Int/Surr	100ppbv
A959 49	TO15 STD (A1788)	40ppbv
A9A777	TO15 STD (A968)	40ppbv

(M) Manually integrated chromatographic peaks in the following reportable file have been reviewed and verified to comply with the criter of SGS SOP EQA044.

Supervisor Signature: Date: 3/21/23

AS #	Data File	Sample ID	TEST	Canister Serial #	Vol Sample	Dil Fact	TICS	Int. STD Areas	Surr	Status Data	Comments
1-1	7W01090	BFB		open position	400						T=9:30 AM
2-2	7W01091	CC0005-10		A1788	100					RR	MULTIPLE COMPOUNDS ↑
2-2	7W01092	CC0005-10		A1788	100						RETUNE ↑
2-2	7W01093	BS		A1788	100					RR	MULTIPLE COMPOUNDS ↑
2-2	7W01094	BSD		A1788	100					NG	RETUNE INSTRUMENT
2-1	7W01095	BFB		open position	400					OK	
2-2	7W01096	CC0005-10		A1788	100			—	—	RR	CANISTER PRESSURE ↓
2-2	7W01097	CC0005-10		A968	100			✓	✓	OK	BCM2 Chloride ↓
2-2	7W01098	BS		A968	100			✓	✓	OK	Benz Chloride ↓
2-2	7W01099	BSD		A968	100			✓	✓	OK	Benz Chloride ↓
2-3	7W01100	IB		A2042	100			—	—	—	
2-3	7W01101	IB		A2042	100			—	—	—	
2-3	7W01102	MB		A2042	400			✓	✓	OK	
2-4	7W01103	JD61394-1	STD MS67162	A1229	100	8.15		✓	✓	OK	
2-4	7W01104	JD61394-1DUP	✓	A1229	100	8.15		✓	✓	OK	
2-5	7W01105	JD61881-6	STD+ MS67412	A1148	50	1		✓	✓	OK/DL	
2-6	7W01106	JD61280-3	NYLE MS67132	M001	100	1		✓	✓	OK/DL	
2-7	7W01107	JD61280-4	✓	M103	40	1		✓	✓	OK/DL	
2-8	7W01108	JD61280-5	✓	A1294	500	1		✓	✓	OK	
2-9	7W01109	JD61879-1	STD MS67412	A400	100	1		✓	✓	OK/DL	ETHYL ACETATE ↑ RR=50mL
2-10	7W01110	JD61879-2	✓	A485	100	1		✓	✓	OK/DL	BUTYL ACETATE RR=50mL
2-11	7W01111	JD61960-1	STD MS67453	A1273	100	1		✓	✓	OK	
2-12	7W01112	JD61960-2	✓	A1199	100	1		✓	✓	OK	
2-13	7W01113	JD61960-3	✓	A2104	100	1		✓	✓	OK	
2-14	7W01114	JD61199-16R	STD MS67390	A1832	~~400~~ 640	1.60		✓	✓	OK/DL	ACETONE ↑ RR=200mL
2-15	7W01115	JD61199-17R	✓	A833	400	5.89		✓	✓	OK	
2-16	7W01116	JD62040-1	BTXM+ MS67500	T8A6	10	1				/DL	TOO DILUTE RR=50mL
2-3	7W01117	IB		A2042	20			—	—	—	
2-1	7W01118	JD62020-3	SL MS67500	T8A5, T8A6	80	1000					
2-3	7W01119	IB		A2042	20			—	—	—	

All strikeouts must be initial and dated. Comment is require for anything other than a transcription error.

EXHIBIT C

Annual Site-wide Inspection Form

2023

Site-Wide Inspection Check List
Mako Building 3
48-50 Enter Lane, Islandia, NY
Islandia, New York
NYSDEC Site Number: 152230

Compliances to be Addressed	Comments
Provide an evaluation of the condition and continued effectiveness of engineering controls (Sub-Slab Depressurization System - SSDS).	SSDS Continues to work effectively.
Are all institutional controls, including Site usage in compliance?	Yes, no change in use has occurred
What are the general Site conditions?	Site conditions remain unchanged
Are Site management activies being conducted including, confirmation sampling and a health and safety inspection?	Yes
Are all Site records up to date?	Yes, log book is kept and it reflects the monthly checks that are completed
Does Site access remain available to maintain engineering controls?	Yes
Are all permits and schedules included in the Operation and Maintenance Plan in Compliance?	Yes, The system is checked at a minimum of monthly as per schedule

Inspector- Karen Tyll, PE

Date/Time- 5/18/23 9:00 am

STATE OF NEW YORK
KAREN GAIL TYLL
079520
LICENSED PROFESSIONAL ENGINEER
5/18/23

EXHIBIT D

Revised/Updated NYSDEC IC/EC Certification Form

Enclosure 2

NEW YORK STATE DEPARTMENT OF ENVIRONMENTAL CONSERVATION

Site Management Periodic Review Report Notice

Institutional and Engineering Controls Certification Form

Site Details **Box 1**

Site No. **152230**

Site Name 48-50 Enter Lane

Site Address: 48-50 Enter Lane Zip Code: 11751
City/Town: Islip
County: Suffolk
Site Acreage: 2.100

Reporting Period: May 01, 2022 to May 01, 2023

	YES	NO
1. Is the information above correct?	X	☐
If NO, include handwritten above or on a separate sheet.		
2. Has some or all of the site property been sold, subdivided, merged, or undergone a tax map amendment during this Reporting Period?	☐	X
3. Has there been any change of use at the site during this Reporting Period (see 6NYCRR 375-1.11(d))?	☐	X
4. Have any federal, state, and/or local permits (e.g., building, discharge) been issued for or at the property during this Reporting Period?	☐	X
If you answered YES to questions 2 thru 4, include documentation or evidence that documentation has been previously submitted with this certification form.		
5. Is the site currently undergoing development?	☐	X

Box 2

	YES	NO
6. Is the current site use consistent with the use(s) listed below? Commercial and Industrial	X	☐
7. Are all ICs in place and functioning as designed?	X	☐

IF THE ANSWER TO EITHER QUESTION 6 OR 7 IS NO, sign and date below and DO NOT COMPLETE THE REST OF THIS FORM. Otherwise continue.

A Corrective Measures Work Plan must be submitted along with this form to address these issues.

Signature of Owner, Remedial Party or Designated Representative Date

SITE NO. 152230 **Box 3**

Description of Institutional Controls

Parcel	Owner	Institutional Control
6-1-18	Mr. Jim Kogel	Ground Water Use Restriction Soil Management Plan Landuse Restriction Monitoring Plan Site Management Plan O&M Plan

Institutional Controls

A series of ICs was required by the IRM Work Plan to: (1) implement, maintain and monitor Engineering Control systems; (2) prevent future exposure to remaining contamination; and, (3) limit the use and development of the site to commercial uses only. Adherence to these ICs on the Site is required by the Environmental Easement and will be implemented under this SMP. ICs identified in the Environmental Easement may not be discontinued without an amendment to or extinguishment of the Environmental Easement.

The area of IC's bounded by the Environmental easement is illustrated in Appendix B.

These ICs are:

- The property may be used for: commercial and industrial uses;
- All ECs must be operated and maintained as specified in this SMP;
- All ECs must be inspected at a frequency and in a manner defined in the SMP.
- The use of groundwater underlying the property is prohibited without necessary water quality treatment as determined by the NYSDOH or the Suffolk County Department of Health to render it safe for use as drinking water or for industrial purposes, and the user must first notify and obtain written approval to do so from the Department.
- Soil vapor, indoor air and other environmental or public health monitoring must be performed as defined in this SMP;
- Data and information pertinent to site management must be reported at the frequency and in a manner as defined in this SMP;
- Monitoring to assess the performance and effectiveness of the remedy must be performed as defined in this SMP;
- Operation, maintenance, monitoring, inspection, and reporting of any mechanical or physical component of the remedy shall be performed as defined in this SMP;

Soil Vapor Intrusion Evaluation

Prior to the construction of any enclosed structures located over areas that contain remaining contamination, a soil vapor intrusion (SVI) evaluation will be performed to determine whether any mitigation measures are necessary to eliminate potential exposure to vapors in the existing and/or proposed structure. Alternatively, an SVI mitigation system may be installed as an element of the building foundation without first conducting an investigation. This mitigation system will include a vapor barrier and passive sub-slab depressurization system that is capable of being converted to an active system.

Prior to conducting an SVI investigation or installing a mitigation system, a work plan will be developed and submitted to the NYSDEC and NYSDOH for approval. This work plan will be developed in accordance with the most recent NYSDOH "Guidance for Evaluating Vapor Intrusion in the State of New York". Measures to be employed to mitigate potential vapor intrusion will be evaluated, selected, designed, installed, and maintained based on the SVI evaluation, the NYSDOH guidance, and construction details of the proposed structure.

Preliminary (unvalidated) SVI sampling data will be forwarded to the NYSDEC and NYSDOH for initial review and interpretation. Upon validation, the final data will be transmitted to the agencies, along with a recommendation for follow-up action, such as mitigation.

Box 4

Description of Engineering Controls

Parcel	Engineering Control
6-1-18	Vapor Mitigation

Engineering Controls

Air Sparging/Soil Vapor Extraction (AS/SVE) Systems

Criteria for Completion of Remediation/Termination of Remedial Systems has been achieved. The Site has undergone remediation in the form of in-situ groundwater treatment via Air Sparging (AS) combined with an exterior Soil Vapor Extraction (SVE) system. Additionally, an interior SVE system was installed beneath Mako Building #3 for soil vapor mitigation and prevention of Soil Vapor Intrusion (SVI). The groundwater remedial activities have achieved New York State ambient water quality standards and/or guidance values (Ref. - NYSDEC TOGS) In-situ groundwater treatment of volatile organic compounds (VOCs) through air injection via air sparging was in operation from July 2015 to October 2017. Based upon the low levels of contaminants detected in the groundwater from June 2016 to January 2020, and as approved by the NYSDEC (Ref. - NYSDEC Approved Periodic Review Report - PRR May 2020 to May 2021), air sparging and groundwater sampling are no longer required.

Parcel
6-1-18

Engineering Control

Historical VOC detections for the extracted soil vapor from the start-up of the SVE systems (July 2015) to present show that the levels of the volatile organic contaminants of concern have been greatly reduced and the concentrations appear to be at a near constant level. The contaminants of concern for the Site include Perchloroethylene (PCE), 1,1,1-Trichloroethane (TCA), and 1,1-Dichloroethylene (DCE). Additionally, the results of the SVI sampling performed in March 2021 with the SVE systems shut down for over 40 days showed that the indoor air detections combined with the soil vapor detections are in conformance with the New York State Department of Health (NYSDOH) Soil Vapor/Indoor Air Matrices for "No Further Action" for the contaminants of concern. The only exception is the indoor air PCE detection inside Unit #48, which is within the NYSDOH revised indoor air guideline for "Monitor". Based on these results, and with the approval of the NYSDEC (Ref. - NYSDEC Approved PRR May 2021 to May 2022), both SVE systems have been shut down and the interior SVE system has been converted to a Sub-slab Depressurization System (SSDS) in January 2022. This active SSDS is currently in operation at the Site to help prevent soil vapor intrusion and ensure the integrity of the indoor air.

Sub-Slab Depressurization System (SSDS)

As per our formal request and the NYSDEC approval of the May 2021 PRR for this Site, the interior SVE system was converted to an active SSDS in January 2022. The interior SVE system was converted to an SSDS by installing a Fantech RN3 fan inline in each of the suction lines that run beneath the two tenant spaces of the building (Unit #48 & Unit #50) and exhaust to the outside.

The SSDS monitoring and completion procedure/termination criteria are outlined in the updated/ revised Site Management Plan (SMP) dated May 2023. The active SSDS will remain in place and operational until permission to shutdown and operate passively or discontinue use is granted in writing by the NYSDEC.

Box 5

Periodic Review Report (PRR) Certification Statements

1. I certify by checking "YES" below that:

   a) the Periodic Review report and all attachments were prepared under the direction of, and reviewed by, the party making the Engineering Control certification;

   b) to the best of my knowledge and belief, the work and conclusions described in this certification are in accordance with the requirements of the site remedial program, and generally accepted engineering practices; and the information presented is accurate and compete.

YES	NO
X	☐

2. For each Engineering control listed in Box 4, I certify by checking "YES" below that all of the following statements are true:

   (a) The Engineering Control(s) employed at this site is unchanged since the date that the Control was put in-place, or was last approved by the Department;

   (b) nothing has occurred that would impair the ability of such Control, to protect public health and the environment;

   (c) access to the site will continue to be provided to the Department, to evaluate the remedy, including access to evaluate the continued maintenance of this Control;

   (d) nothing has occurred that would constitute a violation or failure to comply with the Site Management Plan for this Control; and

   (e) if a financial assurance mechanism is required by the oversight document for the site, the mechanism remains valid and sufficient for its intended purpose established in the document.

YES	NO
X	☐

IF THE ANSWER TO QUESTION 2 IS NO, sign and date below and DO NOT COMPLETE THE REST OF THIS FORM. Otherwise continue.

A Corrective Measures Work Plan must be submitted along with this form to address these issues.

Signature of Owner, Remedial Party or Designated Representative _____ Date _____

IC CERTIFICATIONS
SITE NO. 152230

Box 6

SITE OWNER OR DESIGNATED REPRESENTATIVE SIGNATURE

I certify that all information and statements in Boxes 1,2, and 3 are true. I understand that a false statement made herein is punishable as a Class "A" misdemeanor, pursuant to Section 210.45 of the Penal Law.

I Mark Seiden at 931 B Conklin St Farmingdale NY.
print name print business address

am certifying as Owner (Owner or Remedial Party)

for the Site named in the Site Details Section of this form.

Signature of Owner, Remedial Party, or Designated Representative Rendering Certification

6/1/2023
Date

EC CERTIFICATIONS

Box 7

Professional Engineer Signature

I certify that all information in Boxes 4 and 5 are true. I understand that a false statement made herein is punishable as a Class "A" misdemeanor, pursuant to Section 210.45 of the Penal Law.

I Karen Tyll, PE at Tyll Engineering and Consulting, PC 169 Commack Road, Suite H173, Commack, NY 11725,

print name — print business address

am certifying as a Professional Engineer for the Owner

(Owner or Remedial Party)

STATE OF NEW YORK
KAREN GAIL TYLL
079520
LICENSED PROFESSIONAL ENGINEER

5/22/23

Signature of Professional Engineer for the Owner or Remedial Party, Rendering Certification	Stamp (Required for PE)	Date
		5/22/23