PELHAM BAY LANDFILL
CLOSURE AND FINAL REMEDIATION

CONSTRUCTION CERTIFICATION REPORT

October 23, 2002

Prepared for

New York City Department of Environmental Protection
96-05 Horace Harding Expressway
Corona, NY 11368-5105

Prepared by

URS Corporation
363 Seventh Avenue, 11th Floor
New York, New York 10001

1.0 INTRODUCTION 1-1

1.1 PROJECT CONTRACTORS 1-3

2.0 PROJECT DESIGN 2-1

2.1 GROUNDWATER AND LEACHATE MANAGEMENT SYSTEMS 2-2
2.1.1 Groundwater Management 2-2
2.1.2 Leachate Collection and Disposal System 2-3
2.2 LANDFILL GAS MANAGEMENT SYSTEM 2-4
2.2.1 Landfill Gas Collection 2-4
2.3 STORMWATER MANAGEMENT SYSTEM 2-5
2.4 LANDFILL COVER SYSTEM 2-6

3.0 GROUNDWATER AND LEACHATE MANAGEMENT 3-1

3.1 SLURRY WALL 3-1
3.2 LEACHATE COLLECTION SYSTEM AND FORCE MAIN 3-2
3.2.1 Leachate Collection Trench 3-2
3.2.2 Collector Drain Systems 3-2
3.2.3 Construction For IRM Force Main 3-2
3.2.3.1 Force Main and Pressurized Piping Backfill 3-3
3.3 LEACHATE COLLECTION PUMPING UNITS 3-3
3.4 LEACHATE CONTROL SYSTEM 3-3

4.0 GAS COLLECTION AND CONTROL SYSTEMS 4-1

4.1 GAS EXTRACTION WELLS 4-1
4.2 GAS MONITORING WELLS 4-1
4.3 GAS COLLECTION PIPING 4-1
4.4 CONDENSATE MANAGEMENT 4-2
4.5 FLARE STATION 4-3

5.0 STORMWATER MANAGEMENT STRUCTURES 5-1

5.1 INFILTRATION DRAINAGE TRENCH 5-1
5.2 SEDIMENTATION PONDS 5-1
5.2.1 Structural Backfill 5-2
5.2.2 Riprap Bedding Material 5-2
5.3 PIPING 5-2

6.0 FINAL COVER SYSTEM 6-1

6.1 GENERAL CONSTRUCTION ITEMS (SOILS) 6-1
6.1.1 Excavation And Grading (Random Soil Class I) 6-2
6.1.2 Random Soil Class II 6-2
6.1.3 Multipurpose Soils and Fill Materials 6-2
6.2 GEOMEMBRANE 6-3
6.2.1 Manufacturer's/Conformance Properties Testing 6-3
6.2.2 Placement 6-3
6.2.2.1 Anchor Trench 6-3
6.2.2.2 Subgrade 6-4
6.2.2.3 Panels 6-4
6.2.2.4 Seaming 6-5
6.2.2.5 Cold Weather Seaming 6-6
6.2.2.6 Laboratory Testing 6-6
6.2.3 Special Circumstances 6-6
6.3 GEOCOMPOSITE 6-7
6.4 LOAMY SOIL LAYER (BARRIER PROTECTION MATERIAL) 6-7
6.4.1 Pre-Construction QA/QC 6-7
6.4.2 During Construction QA/QC 6-8
6.5 VEGETATED TOPSOIL LAYER 6-9
6.4.2 Landscaping 6-10

7.0 ANCILLARY CONSTRUCTION 7-1

7.1 RECONSTRUCTION OF SEWERS 7-1
7.2 ROAD CONSTRUCTION 7-1
7.3 UTILITIES 7-2
7.4 WELL AND PIEZOMETER ABANDONMENT 7-2
7.5 FENCING 7-2

8.0 CERTIFICATION STATEMENT 8-1

LIST OF APPENDICES

Appendix A – SLURRY TRENCH DATA

A-1 Slurry Trench QC Backfill Depth Measurements

A-2 Slurry Trench QA Backfill Depth Measurements

A-3 Slurry Wall Backfill Design Mix

A-4 Slurry Wall Backfill Piston Tube Permeability Testing

Appendix B – HDPE GEOMEMBRANE DATA

B-1 HDPE Smooth Geomembrane Placement Log

B-2 HDPE Textured Geomembrane Placement Log

B-3 HDPE Geomembrane QA Seaming Log

B-4 HDPE Geomembrane Nondestructive Seam Continuity Test Log

B-5 HDPE Geomembrane Trial Seam Log

B-6 HDPE Geomembrane Contractor Destructive Seam Strength Testing

B-7 HDPE Geomembrane QA Destructive Seam Field Test Log

B-8 HDPE Geomembrane Independent Laboratory Seam Strength Testing

B-9 Backup Information on Damaged HDPE Geomembrane Area

B-10 HDPE Geomembrane Installation Certification

Appendix C – GEOCOMPOSITE DATA

C-1 Geocomposite Production Minimum Property Values Quality Control Certificates

Appendix D – LOAMY SOIL TESTING

D-1 During Construction Loamy Soil Testing

LIST OF APPENDICES

Appendix E - TOPSOIL TESTING

E-1 Topsoil Testing – pH, TOC, Grain Size Analysis

E-2 Topsoil Testing – Nutrient Analysis

E-3 Topsoil Testing – pH Adjustment

Appendix F – SITE PHOTOGRAPHS

Photo No. 1 – Construction of Concrete Slurry Wall Cap

Photo No. 2 – View of Pond B and Landfill Geomembrane Layer

Photo No. 3 - Installation of Smooth HDPE Geomembrane at Top of Landfill

Photo No. 4 – Seaming of Textured and Smooth HDPE Geomembrane at Top of Landfill

Photo No. 5 - Detail of LFG Vent Boot

Photo No. 6 – Installation of 24" Diameter Pipe Downchute

Photo No. 7 - Geocomposite Layer

Photo No. 8 - LFG Collection Pipe Installation over Geocomposite Layer (with Geogrid Reinforcement)

Photo No. 9 – Installation of 30" Diameter HDPE Pipe Connection between Ponds B and C

Photo No. 10- Roadway Construction

Photo No. 11- Installation of Barrier Protection Material over Geocomposite Layer

Photo No. 12- Covering LFG Collection Line with Barrier Protection Material

Photo No. 13- Installation of LFG Flare Station

Photo No. 14- Construction of Swale E

Photo No. 15- Access Roadway and Drainage Swale

Photo No. 16- Construction of Topsoil Layer

Appendix G – FIGURES

G-1 Gas Collection and Flaring System

G-1a Extraction Well Dimensions

G-2 Typical Section Through Cutoff Wall

G-3 Leachate Collection System Schematic Diagram

G-4 Stormwater Management System

G-4a Stormwater Collection Pipes

G-4b Baffled Outlet Plan and Sections

G-4c Sedimentation Pond Plans and Sections

G-4d Sedimentation Pond Connection Piping and Structures

G-4e Sedimentation Pond C Outlet Structure Details

G-5 Typical Landfill Cover Section

G-6 Groundwater Management System

G-7 HDPE Geomembrane Panel Layout

G-8 Landscape Plan

G-9 Access Roads Plan

1.0 INTRODUCTION

This report is submitted per the New York State Department of Environmental Conservation (NYSDEC) Record of Decision (ROD) for the Pelham Bay Landfill (August 31, 1993), and per 6 NYCRR Part 360, Solid Waste Management Facilities, effective December 31, 1988 (revised May 28, 1991). The funding source for this project is the Environmental Quality Bond Act (EQBA), 1986, Title 3, Reimbursement Contract Number C300458.

The purpose and scope of this report is to describe the design, construction, inspection, and certification of the closure and final remediation of the Pelham Bay Landfill, located in Bronx County, New York City, New York.

The project owner is the City of New York, Department of Environmental Protection (NYCDEP). Woodward-Clyde Consultants, Inc. (WCCI, now known as URS Corporation) was the owner's Design Engineer as authorized under Contract No. 0159235668. The NYCDEP provided the Resident Engineer and Quality Assurance Inspector for all construction projects related to the closure and final remediation of Pelham Bay Landfill (herein referred to as the Site or the Landfill).

The report is organized to present the original project design, authorized modifications to the design, contractually required document submittals, and the project's construction and inspection procedures.

The major components of this capping and closure project are described as follows:

1. In 1990, a "150-day leachate collection system" was designed and constructed under Contract Nos. HP-867 and HP-868.

2. On March 27, 1992, WCCI was retained by NYCDEP to conduct a Remedial Investigation/Feasibility Study (RI/FS) for the site. The Final Remedial Investigation Report (RI) was submitted in April of 1993. A Record of Decision (ROD) was issued by NYSDEC in August of 1993.

Additional remedial activities were instituted on-site under Contract Nos. HP-875, HP-876, and HP-877 in accordance with the ROD, including the following major components of the remedial action:

- Regrading of the Site to provide proper site drainage and minimize erosion.

- Installation and operation of a groundwater/leachate management system consisting of:

    1. A cut-off wall and an upgradient collector drain along the southwestern edge of the Site adjacent to Pelham Bay Park.

    2. A downgradient collector drain along the southwestern edge of the Site (landfill side of the cut-off wall).

    3. In addition, a portion of the above-ground leachate force main, installed under Contract No. HP-867, was dismantled and replaced with a below-grade force main.

- Installation and operation of an active gas collection system to collects gas from the landfill and convey it through piping to a flare station located at the base of the landfill.

- Installation of a stormwater collection system including drainage ditches, subdrains, conveyance piping, manholes, baffled outlets, inlet/outlet structures, sedimentation basins and outfalls.

- Installation of an actively vented impermeable final cover, consistent with NYCRR Part 360 regulations for Solid Waste Management Facilities, to minimize surface infiltration of precipitation and to collect gases generated by the waste material.

- Installation of a single-sided geosynthetic gas venting layer below the geomembrane on the top portion of the landfill.

- Limitation of use of the Site to reduce the risk of the remedial action being damaged or compromised.

- Construction of additional on-site groundwater extraction wells, in the future, if required.

1.1 PROJECT CONTRACTORS

The following project contractors were responsible for the construction activities at the site, as identified by DEP contract designations:

- Contract HP-875 - Barbella Environmental Technologies;
- Contract HP-876 - Breco Mechanical Group; and,
- Contract HP-877 - Centrum Construction.

The following additional sub-contractors provided specialized construction and quality assurance (QA) testing services:

- Moretrench, Inc., a subcontractor to Breco Mechanical Group, Inc., performed drilling for gas extraction well installation;
- Environmental Laboratories, Inc. (ELI), a subcontractor to Breco Mechanical Group, provided testing and maintenance service for the gas collection system;

- Chemtech, an Environmental Protection Agency (EPA) Certified Laboratory Program (CLP) certified facility, provided analytical services for the condensate samples;
- Inquip Associates, Inc. (McLean, Virginia), a subcontractor to BET, provided all technical work pertaining to the slurry wall construction;
- Mueser-Rutledge Consulting Engineers (New York), conducted permeability testing on the piston tube samples from the backfill material along the slurry wall; and,
- Gundle Corporation was the installer of the geomembrane material.

2.0 PROJECT DESIGN

The design engineer, WCCI, issued three (3) NYSDEC approved construction contract documents for the remediation and closure of the Pelham Bay Landfill. These were identified as Contract Nos. HP-875, HP-876, and HP-877. The primary remedial actions undertaken under each of these contracts are further identified as follows:

Contract HP-875

- Installation of a soil-bentonite cut-off wall along the southwest portion of the landfill; and,
- Installation of leachate and groundwater collector drain systems.

Contract HP-876

- Construction of a gas management system including piping and ancillary structures;
- Construction of a stormwater management system including sedimentation ponds;
- Construction of a Part 360 Final Cover System composed of soil subgrade material, 60-mil HDPE geomembrane, geocomposite drainage layer, loamy soil barrier protection layer, and a vegetated topsoil layer; and,
- Construction of permanent access roads including preparation of subgrade and placement of crushed aggregate base course material.

Contract HP-877

- Construction of the off-site leachate force main, including the placement of stone bedding, geotextile filter fabric, air release valve, blow-off valve, and pressure relief manholes, piping and fittings.

An overview of each of these contract construction components is briefly described in this section. Additional construction details are provided in the following sections:

Section 3: Groundwater and Leachate Management Systems Construction;

Section 4: Landfill Gas Management System Construction;

Section 5: Stormwater Management System Construction;

Section 6: Part 360 Final Cover System Construction; and,

Section 7: All Other Components of the Remedial Action.

2.1 GROUNDWATER AND LEACHATE MANAGEMENT SYSTEMS

2.1.1 Groundwater Management

The groundwater management system included the construction of a low-permeability vertical barrier cut-off wall and a collector drain located on the park side of the cut-off wall to control groundwater gradients.

A soil-bentonite barrier cut-off wall, approximately 1,300 ft in length, was installed at the southern and southwestern portions of the Site between the landfill and Pelham Bay Park (see Figure G-1). The cut-off wall was constructed using slurry trench methods and was backfilled with a mixture of existing soils and bentonite which produced a low permeability backfill material. The wall was installed to depths ranging from approximately 6 ft to 14 ft below ground surface, and terminates at the top of the underlying bedrock surface. The cut-off wall is approximately 3 to 5 ft wide (see Figure G-2).

A groundwater collection drain was constructed on the Pelham Bay Park side of the cut-off wall. The up-gradient drain was designed to intercept groundwater flowing from the Pelham Bay Park toward the landfill and divert the flow via a buried 8-inch diameter HDPE pipe (slotted and solid) to an existing storm sewer which outlets directly into Eastchester Bay.

Nineteen (19) groundwater monitoring wells are used to measure groundwater elevations. There are fifteen (15) wells within the limits of the Landfill. There are an additional four (4) wells outside the Landfill in Pelham Bay Park. Currently, nineteen (19) wells remain at the Site.

In addition, six (6) cut-off wall piezometers were installed as part of the cut-off wall construction (three (3) on the landfill side and three (3) on the Park side). Currently, two (2) piezometers remain at the Site. These were installed to monitor the groundwater and leachate levels on either side of the cut-off wall (upgradient and downgradient, respectively).

2.1.2 Leachate Collection and Disposal System

The leachate collection and disposal system is comprised of a number of separate components installed over the 10-year construction period of the landfill remediation, and consists of the following components:

- Downgradient Collection Drain, Collection Manholes and Collection Sumps;
- Curtain Drain;
- Lift Stations Nos. 1 and 2;
- Leachate Storage Tanks; and,
- Force Main Discharge (to the Hunt's Point Water Pollution Control Plant).

The downgradient collector drains consist of 8-inch diameter slotted HDPE pipes embedded in sand and gravel. The collector drains intercept leachate migrating from the landfill, ultimately directing the leachate into Collection Sump D-1. This flow discharges into a NYC sewer manhole at Burr Avenue via an off-site force main (see Figure G-3).

Five (5) 20,000 gallon reinforced fiberglass above ground leachate storage tanks, originally constructed to store leachate on site, are now used to store leachate during rain events, when direct pumping to the Burr Avenue sewer manhole is not permitted. A telemetric communication system has been constructed in order to control the discharge of leachate into the Burr Avenue combined sewer system. Storm events which create a combined sewer overflow condition will be detected by a high level sensor located on Brush Avenue just south of the intersection with Bruckner Boulevard, causing leachate pumping to cease until normal sewer flow rates resume.

2.2 LANDFILL GAS MANAGEMENT SYSTEM

The landfill gas management system is comprised of two main components: the landfill gas collection system; and the blower/gas flare system. These combined systems work together to collect, monitor and control gas emissions associated with the landfill. Figure G-1 shows the layout of the landfill gas collection system and the location of the gas flare system.

2.2.1 Landfill Gas Collection

The principal components of the landfill gas collection system are:

- Twenty-two (22) gas extraction wells, consisting of 4-inch diameter PVC perforated and solid piping extending into the refuse. Each well head includes an isolation valve and fitting for pressure gauges and a flexible hose connection to a 3-inch diameter solid polyethylene pipe which conveys the extracted landfill gas to the gas transmission header (see Figure G-1a);

- Transmission headers originating at a high point on the east side of the landfill and sloping continuously around the landfill to a low point adjacent to the blowers and flare station at the base of the landfill. The transmission header is constructed of solid HDPE pipe;

- A gas venting layer (single-sided geocomposite and 9" sub-base soils) and horizontal collection piping which conveys the gas that may accumulate near the surface of the landfill to the transmission headers;

- Horizontal collection piping around the periphery of the landfill conveys the gas that may accumulate at the base of the landfill to the flaring station. This limits the off-site migration of the gas;

- A gas/condensate separator located adjacent to the landfill gas flare station. As condensate is the liquid that forms in the landfill gas collection system when the gas

cools, it is considered to be a leachate. The landfill gas/condensate separator is connected to an 8-inch diameter HDPE inspection pipe riser, which allows the condensate to flow by gravity, through double wall containment piping, to Manhole D-2 of the downgradient leachate collection drain system; and,

- Flare station blowers that are able to convey up to 1500 cfm of landfill gas for oxidation via combustion in the 7-foot diameter by 40-foot high enclosed gas flare stack.

2.3 STORMWATER MANAGEMENT SYSTEM

The stormwater management system on the landfill surface is designed to convey runoff from the 25-year, 24-hour event (approximately 6 inches of rain in a 24-hour period) within the drainage swales and stormwater collection piping. Figure G-4 shows the layout of the stormwater management system for the Site.

Stormwater runoff on the landfill surface is collected by drainage swales located alongside the access roads, which transfer the runoff to buried 24-inch diameter corrugated HDPE pipes. At the base of the landfill, runoff in the pipes is discharged through concrete baffled outlets, and is then conveyed via perimeter drainage swales to one of three sedimentation ponds located at the base of the landfill. Sedimentation Ponds A and B are hydraulically connected by 30-inch diameter HDPE pipes to Sedimentation Pond C. The stormwater is then discharged from Pond C into Eastchester Bay through a 24-inch diameter Reinforced Concrete Pipe (RCP) and/or over the Pond C Spillway. Figures G-4a through G-4e show the layout of the above described stormwater management system components.

An infiltration drainage trench, including 6-inch diameter corrugated HDPE piping (sub-drain piping), is also part of the stormwater system. The drainage trenches collect water which has infiltrated from the top of the landfill cover system down to the geocomposite drainage layer. The water is transported by sub-drain piping to the stormwater collection manholes.

Two portions of the sub-drain system do not tie into the stormwater collection manholes. The first portion discharges via a transfer pipe to manhole MH-3A, which empties into an existing storm sewer and discharges into Eastchester Bay. The second portion discharges directly to Eastchester Bay at the 6-inch diameter infiltration drainage pipe outfall located at the northern tip of the site.

2.4 LANDFILL COVER SYSTEM

The landfill cover system is comprised of the following elements, presented in order (see Figure G-5):

- Sub-base layer (9-inch thick);
- Gas venting layer;
- HDPE geomembrane liner (60 mil thick);
- Double-sided geocomposite drainage layer;
- Barrier protection layer (24-inch thick); and,
- Vegetated topsoil layer (6-inch thick).

Sub-Base Layer

A soil sub-base layer was placed on top of the existing daily cover to provide a smooth subgrade on which to place the geomembrane. The specified thickness of the sub-base layer is nine (9) inches. The soil consists of on-site cover soil material and imported soil free from debris, landfill waste and frozen material. All imported soil had a maximum particle size of one (1) inch.

Gas Venting Layer

At the top portion of the landfill, a geosynthetic gas venting layer was installed above the soil sub-base layer. The gas venting layer is comprised of a single-sided geocomposite (which consists of a geotextile, heat-bonded to one side of a drainage geonet), crushed stone-filled trenches, and corrugated and perforated HDPE horizontal gas collection pipes. The layer is connected, via solid HDPE pipes, to the remainder to the active gas collection system.

On the sideslopes, the gas venting system consists of a 9-inch thick layer of soils underlying the geomembrane. The purpose of the gas venting layers is to collect the gases at the surface of the landfill and channel them to the active gas collection system. The gas collection system is intended to passively vent to the atmosphere only when the active gas venting system has been decommissioned.

HDPE Geomembrane Liner

The geomembrane liner consists of a 60-mil thick textured high-density polyethylene (HDPE) geomembrane on the side slopes of the landfill, and a 60-mil thick smooth HDPE geomembrane on the top portion of the landfill. The purpose of the geomembrane is to prevent rainfall infiltration into the landfill and landfill gas migration into the atmosphere.

Double-Sided Geocomposite Drainage Layer

A geocomposite drainage layer, consisting of geotextiles, heat-bonded to both sides of a drainage geonet, underlies the loamy soil barrier protection layer. The purpose of the geocomposite layer is to collect water infiltration through the soil layer and divert it to the infiltration drainage trenches, where it is transported through a sub-drain pipe system to the stormwater sedimentation ponds (described in Section 2.3).

Barrier Protection Layer

The barrier protection layer is a 24-inch thick loamy soil protective barrier, which protects the geomembrane layer from infiltration of stormwater, frost, exposure to the elements, and pressure from heavy surface loads. The barrier protection layer is composed of existing cover soil and natural soil borrow fill that meets the classification of SP-SM, SM, SC or ML and has a specified maximum particle size of three (3) inches.

Vegetated Topsoil Layer

The topsoil layer was constructed to support vegetative growth over the landfill surface and consists of a minimum 6-inch thick soil layer having a loamy texture, with a specified pH range of 7-8 in order to promote proper vegetative growth. Wildflower seeding of the topsoil layer was specified to achieve a more natural habitat for wildlife.

Additionally, 26 planting islands were constructed as an integral component of the landfill final cover system. These islands are approximately 2.5 feet in depth and are planted with a mixture of trees and shrubs.

3.0 GROUNDWATER AND LEACHATE MANAGEMENT SYSTEMS

The groundwater and leachate management systems for the landfill consist of a soil-bentonite slurry wall, a leachate collection system and force main, leachate collection pumping units, and a leachate control system. These are described in further detail in the following sections.

3.1 SLURRY WALL

To install a seepage cut-off wall for groundwater management, the slurry trench method was used which included the use of soil-bentonite along the southwest portion of the landfill.

The 3-foot wide, 1276-foot long slurry trench was excavated to bedrock in accordance with Contract Documents. When bedrock was encountered, both Inquip and NYCDEP took depth measurements at 10-ft intervals. QC and QA measurements for the excavation depths are shown in Appendices A-1 and A-2, respectively.

As the trench was excavated, bentonite slurry was pumped into the trench. Fresh slurry and slurry-in-trench testing was conducted in accordance with Contract requirements. Typical physical and chemical properties of the soil bentonite backfill, as well as completed design mix testing, are shown in Appendix A-3.

The Resident Engineering staff observed the installation of the slurry wall from material handling to backfill placement and testing. BET subcontracted all work pertaining to the slurry wall construction to Inquip Associates, Inc. based in McLean, Virginia.

Flexible wall permeability tests were performed on six (6) piston tube samples taken from the backfill material at locations chosen by the Resident Engineer staff. Test data is reported in Appendix A-4. When the laboratory results on the piston samples confirmed that the required permeability was achieved, the cut-off wall was deemed acceptable. In October 1994, a concrete cap was installed over the cut-off wall. Piezometer wells were installed on both sides of the cut-off wall for monitoring of ground water.

3.2 LEACHATE COLLECTION SYSTEM AND FORCE MAIN

The leachate collection system is comprised predominantly of a gravity collection drain and an off-site force main. The components of the leachate collection system are discussed in the following sub-sections.

3.2.1 Leachate Collection Trench

The leachate collection trench excavation and piping was concentrated predominantly in the southwest perimeter of the landfill. Excavated areas were backfilled using crushed stone base material. The method of backfill placement did not disturb or damage collector drain trench piping, force main, or other utilities in the trenches.

3.2.2 Collector Drain Systems

In August and September of 1994, pipes, manholes, associated electrical conduits, sumps, and pumps were installed for two leachate collector drain systems: upgradient (groundwater) and downgradient (leachate) collector drain trenches (see Figure G-6). The Contract Drawings, as well as subsurface information available from the design phase, indicated bedrock at elevations well below actual bedrock elevations. As a result, the invert elevations and associated slopes of the two collector drains were changed (raised) within allowable limits at various locations to account for actual field conditions. The collector drain trenches were backfilled with Select Backfill Type A and Aggregate Type C.

3.2.3 Construction For IRM Force Main

An existing Interim Remedial Measures (IRM) system is located near the entrance to the landfill and consists of a leachate extraction system and five (5) above ground storage tanks (ASTs), each having 20,000-gallon storage capacity. The IRM system is currently active and remained active during the period of construction.

An extension to the existing IRM force main from the landfill to the sewer at Burr Avenue was completed in accordance with the Contract Documents. A connection from the force main to the existing collection sump D-1 was made. The off-site force main sections crossing underneath the Bruckner Expressway (I-95) entrance and exit ramps were installed by jacking method as described under Contract HP-877.

The new below grade IRM force main, along with its associated electrical conduits, pumps, and ancillary structures, replaced the existing above grade IRM force main. The new IRM system was connected to the existing pumping wells and discharge location.

3.2.3.1 Force Main and Pressurized Piping Backfill

For pipe bedding, well-graded crushed stone or crushed gravel was used which met the requirements of ASTM C33, Gradation 67. For Crushed Stone Base material, hard and durable particles of crushed stone or gravel was used conforming to Section 703-02 of the NYSDOT Standard Specifications.

Field quality control for Pipe Bedding and Crushed Stone Base consisted of a sieve analysis which was specified and performed at frequencies of one (1) per 200 linear feet conforming to ASTM C136.

3.3 LEACHATE COLLECTION PUMPING UNITS

Pumps are used to transport the leachate from the landfill leachate collection system to the IRM force main, and then to the New York City sewer system. The pumps are located at Lift Station No.1, Lift Station No.2, and Collection Sumps D-1, D-8 and D-10.

Leachate flow enters Sump D-1 from Lift Station No.2, the downgradient collector drain, and leachate collection tank area, which includes: Lift Station No.1, the containment field sump, and the decontamination area sump. The leachate is then pumped into the force main for discharge into the New York City sewer system. All leachate collection pumps were tested in accordance with the Contract Documents.

3.4 LEACHATE CONTROL SYSTEM

The leachate discharges into the New York City Sewer System at Burr Avenue/Pelham Parkway South via the off-site force main. The leachate combines with wastewater and stormwater and flows into overflow chamber CSO 22. During heavy precipitation events, the combined wastewater, stormwater and leachate volume can exceed the capacity of the chamber CSO 22 and overflow directly into Westchester Creek. In order to prevent the leachate portion of this flow from entering the creek, a control system was designed that stops pumping from

Collection Sump D-1, and further down the system if necessary, prior to the onset of overflow conditions at CSO 22.

4.0 GAS COLLECTION AND CONTROL SYSTEMS

The purpose of this construction was to provide long term stable operation of landfill gas extraction and its controlled thermal destruction. The integrated system was designed with the following objectives:

- maintain effective gas emission control;
- provide an anaerobic atmosphere within the landfill;
- eliminate nuisance odor emissions; and,
- prevent gas migration off the landfill.

4.1 GAS EXTRACTION WELLS

Moretrench Inc., a subcontractor to Breco Mechanical Group, Inc., performed drilling for gas extraction well installation. Twenty-two (22) gas extraction wells were installed in January 1995. The wells vary in depth from 42 to 82 feet, and are placed every 4 acres, on average, across the Landfill (see Figure G-1).

4.2 GAS MONITORING WELLS

Three (3) gas monitoring wells were installed in the northwest perimeter of the landfill by Moretrench, Inc. as required by the Contract Documents. The gas monitoring wells were installed using a methodology similar to that followed for gas extraction well installation (see Figure G-1a).

4.3 GAS COLLECTION PIPING

The gas extraction wells were tied into a gas collection piping system terminating with a flare station at the base of the landfill. All gas extraction wells terminate to a common underground header collection system which, in turn, conveys the landfill gas to the gas flaring system. All well connections and header pipes slope toward the flare to allow condensate to collect at the landfill base for discharge. A 4-inch diameter High-Density Polyethylene (HDPE) horizontal perforated and corrugated gas collection pipe was installed

along the perimeter base of the landfill below grade and below the 60-mil geomembrane. The purpose was to capture landfill gas that might migrate off the landfill.

The collection and flare systems became operational on August 14, 1996. Installation of this system was in strict accordance with the manufacturer's standard recommended installation procedure.

4.4 CONDENSATE MANAGEMENT

The condensate removal system was designed for the collection of the landfill gas condensate and its final disposal. This removal system consists of:

- A gas condensate separator;
- A gas collection rider connection; and,
- A solid 2-inch diameter HDPE carrier pipe encased by a solid 4-inch diameter containment pipe for condensate water removal.

The landfill gas condensate was sampled on March 5, 1997 using the sampling methods from 6 NYCRR Part 371. Chemtech, an Environmental Protection Agency (EPA) Certified Laboratory Program (CLP) certified facility, analyzed the samples. Based on the analytical results, the samples did not exhibit any hazardous characteristics as defined under 6 NYCRR Part 371.3. Therefore, the condensate was managed as non-hazardous.

4.5 FLARE STATION

The flare system consists of two (2) Lamson Centrifugal LFG blowers discharging into a single enclosed John Zinc Flare System. Both have separate but interfacing controls. The flare system has a series of key safety interlocks, which include:

- High flame temperature;
- Flame failure;
- Low purge air flow; and,
- Low temperature.

The blowers draw landfill gas from the collection header and discharge it into the flare system. Each blower is capable of supporting flare operation requirements at a rated capacity of 1300 CFM and 6 inches Hg. The flare system can accommodate 1500 CFM at 1600°F to 1800°F and 2 to 4 inches Hg.

Compliance testing of the flare was performed after the gas extraction system achieved relative stability. Operational data on the flare system was collected concurrently with the monitoring of the gas extraction wells. Environmental Laboratories, Inc. (ELI), subcontractor to Breco Mechanical Group, was responsible for the following flare monitoring activities:

- balance of the gas collection system;
- weekly monitoring;
- routine maintenance; and,
- test flare emissions for compliance.

Breco prepared and submitted a testing protocol for NYSDEC approval, had independent testing confirm conduct performance tests in accordance with protocols approved by NYSDEC, and provided certified testing results to demonstrate the attainment of the NYSDEC approved emissions limitations based on landfill gas design flows and composition.

Beginning with the first day of operation, August 14, 1996, ELI has submitted quarterly reports on the flare system operation to Breco. The flare unit performance criteria was presented to NYCDEP in quarterly monitoring performance reports.

5.0 STORMWATER MANAGEMENT STRUCTURES

The stormwater management for the Landfill consists of the following major components: infiltration drainage trenches, sedimentation ponds, stormwater conveyance system, as well as all associated piping and fill material relating to these structures.

5.1 INFILTRATION DRAINAGE TRENCH

For the infiltration drainage trench and curtain drains, 6-inch diameter corrugated HDPE slotted pipes were used. These met the requirements of AASHTO M294 and ASTM F405. Geotextile filter fabric was placed for riprap underlayment, stormwater drainage ditches, access roads, and infiltration drainage trenches.

During shipment and storage of the geotextile proper precautions (i.e., protection from ultraviolet light exposure, precipitation, dirt, puncture, etc.) were taken to ensure the integrity of the geotextile material. The QA Inspector examined rolls upon delivery to the site, and any deviation from the Contract specified requirements were reported to the Resident Engineer. Any damaged rolls were rejected and replaced.

The Installer handled and placed all geotextile in a manner to prevent damage of any type and in accordance with the procedures outlined in the Contract Documents. The QA Inspector noted any non-compliance and reported such to the Resident Engineer. The geotextile(s) were overlapped a minimum of two (2) feet. Any holes or tears in the geotextile were repaired by patching using the same geotextile material. The patch was placed with a minimum overlap of 24 inches in all directions.

5.2 SEDIMENTATION PONDS

Three sedimentation ponds (A, B, and C) were constructed along the north and southwest perimeter of the landfill to detain silt-laden stormwater and allow fine sediments to be captured prior to discharge. The sedimentation pond consist of the following layers, from the ground up:

- riprap;
- geotextile filter fabric;
- loamy soil barrier protection layer; and,
- 60-mil textured HDPE geomembrane.

Stormwater runoff on the landfill surface is collected by drainage swales located alongside the access roads, which transfer the runoff to buried 24-inch diameter corrugated HDPE pipes (see Figure G-4a). At the base of the landfill, runoff in the pipes is discharged through concrete baffled outlets, and is then conveyed via perimeter drainage swales to one of three sedimentation ponds located at the base of the landfill (see Figures G-4b and G-4c). 30-inch diameter HDPE pipes are used to convey the collected stormwater runoff from Pond A to B and from Pond B to C (see Figure G-4d). From Pond C the stormwater is slowly discharged into Pelham Bay via a concrete spillway structure (see Figure G-4e).

5.2.1 Structural Backfill

Structural backfill consisted of imported or on-site natural sandy soils which passed the gradation and material classification requirements, and were free from debris, frozen material, and gravel greater than 3/4-inch measured in any direction. Structural backfill was used for Sedimentation Pond C, baffled outlets, and under the inlet and outlet structures of Sedimentation Pond C. The structural backfill was tested during construction in accordance with Contract requirements.

5.2.2 Riprap Bedding Material

Riprap bedding material consisted of crushed stone or gravel which was free of soft, non-durable particles, organic materials, and thin elongated particles which passed the gradation requirements of the Contract Documents. Riprap bedding was placed in Sedimentation Pond C Spillway and Outlet.

5.3 PIPING

The HDPE pipes and appurtenances and piping installation methods were in accordance with the requirements outlined in the Contract Documents. The QA Inspector observed all phases of installation to confirm that required materials and techniques were used.

The Contractor provided the QA Inspector with the Manufacturer's guaranteed properties of the HDPE pipes and appurtenances to be used on this project. Material properties and dimensions were in accordance with the Contract Documents. The QA Inspector examined all pipes and appurtenances upon delivery and prior to placement. Any non-compliance with the requirements were reported to the Resident Engineer.

Geomembrane perforation boots were constructed with the same material and in accordance with installation procedures for the geomembrane in order that infiltration of water between boot and pipe does not occur. The Resident Engineer reviewed and approved boot details prior to installation. Seaming operations used the same procedures used for the geomembrane. Field testing and inspection were performed in the same manner where possible. Destructive test specimens were not taken due to the nature of the fabrication of the boots. However, continuous non-destructive testing was performed and observed by the QA Inspector.

6.0 FINAL COVER SYSTEM

The Final Cover System is a critical component of this remediation. The Final Cover System is composed of (bottom to top of system):

- Geomembrane;
- Geocomposite;
- Barrier Protection Material (loamy soil); and,
- Vegetated Topsoil Layer (see Figure G-5).

The QA Inspectors continuously observed the installation of the Final Cover System components to assure compliance with the Contract Documents. The Installer and the Manufacture(s) retained ownership and responsibility for the geosynthetics in the landfill cover system until acceptance by the Owner. The geosynthetic lining system was accepted by the Owner, when:

- The installation was completed;
- Verification that seams and repairs, including associated testing, was completed; and,
- All documentation of the installation as completed including the Record Drawings.

HDPE geomembrane panel placement as-built locations are identified in Appendix G-7. Prior to the construction of the Final Cover System, the existing landfill surface was regraded and covered with a protective soil fill layer. The following sections describe in further detail the installation of the various landfill cover components.

6.1 GENERAL CONSTRUCTION ITEMS (SOILS)

6.1.1 Excavation And Grading (Random Soil Class I)

Prior to performing any placement of Random Soil Class II, the existing soil and waste in the landfill was excavated in accordance with the guidelines given in the Contract Documents. This waste was relocated to areas of the landfill that required filling. This fill was known as Random Soil Class I. Any existing cover soil or topsoil found on the landfill meeting the requirements of Random Soil Class I could be used for this purpose.

During excavation, QA personnel observed and confirmed that roots, rocks, rubbish and other off-spec materials were removed. They also evaluated the slopes and bottom subgrade for proper grade and soil condition. No QA or QC testing was performed on this material.

6.1.2 Random Soil Class II

Random Soil Class II material was used as fill for the first nine inches below the geomembrane. This material consists of non-angular particles less than one (1) inch in diameter. This layer provides cushioning between the waste material and the geomembrane, and assures that no deleterious material comes into contact with the geomembrane. In accordance with Contract requirements, all Random Soil Class II was tested as follows:

- Continuous screening at the borrow source, or on-site inspection of delivered material by the Resident Engineer, to verify acceptable particle size (i.e., <1 inch); and,
- During construction QC tests consisted of both field and laboratory tests. Specific tests included Maximum Dry Density (ASTM D698) and In-Place Density (ASTM D1556 or D2922).

6.1.3 Multipurpose Soils And Fill Materials

Specific soils and fill materials were used repeatedly in different locations for distinct purposes throughout the landfill. These materials included pipe and manhole bedding, trench backfill, crushed stone base, riprap material, and concrete. All materials were tested in accordance with requirements specified in the Contract Documents.

6.2 GEOMEMBRANE

6.2.1 Manufacturer's/Conformance Properties Testing

The Resident Engineer confirmed that the selected geomembrane met the Contract Document requirements. He examined the Manufacturer's product data and affidavits obtained by the Installer from the resin producer and geomembrane manufacturer and performed visual inspections on the delivered material. The Resident Engineer confirmed the following:

- Property values were certified by the Manufacturer and that they met or exceeded all of the requirements given in the Contact Documents;
- Measurements of properties by the Manufacturer were properly documented and that the test methods used were acceptable; and,
- The QC certificates were provided at the required frequency and that each certificate identified the related rolls.

6.2.2 Placement

6.2.2.1 Anchor Trench

The anchor trench was excavated by the Contractor to the lines and widths shown on the drawings prior to geomembrane placement. The Resident Engineer confirmed that the anchor trench was constructed according to the Contract Documents. Slightly rounded corners/edges were provided to avoid sharp bends in the geomembrane. No loose soil was allowed to underlie the geomembrane.

The anchor trench was adequately drained, to prevent ponding or otherwise softening of soils while the trench was open. The anchor trench was backfilled and compacted as outlined in the Contract Documents. Care was taken when backfilling to prevent damage to the geosynthetics. The Resident Engineer observed the backfilling operation.

6.2.2.2 Subgrade

Prior to installation, the Contractor prepared the supporting surface out of Random Soil Class II material according to the Contract Documents. The Resident Engineer confirmed that:

- A New York State registered land surveyor verified all lines and grades;
- The supporting surface met the requirements outlined in the Contract Documents;
- The supporting surface was rolled and compacted so as to be free of irregularities, protrusions, loose soil, and abrupt changes in grade;
- The supporting surface soil did not contain stones; and,
- The supporting surface was not softened by high water content, nor was it desiccated.

The Resident Engineer obtained certification from the Installer that the subgrade on which the geomembrane was to be placed was acceptable. Table 1 presents the QC testing procedures used during construction.

Table 1: Random Soil Class II During Construction QC Testing

Type of Test	*Location*	*Test Method*	*Frequency Specified*	*Frequency Performed*
Maximum Dry Density	Laboratory	ASTM D698	1 per 10,000 cubic yards and when material changed.	1 per 10,000 cubic yards and when material changed.
In-Place Density	Field	ASTM D1556 or ASTM D2922	1 per 10,000 square feet per lift.	1 per 10,000 square feet per lift.

6.2.2.3 Panels

Panel placement was in accordance with the Contract Documents. The Resident Engineer observed installation procedures to confirm that they conformed to these requirements. The Resident Engineer confirmed that panels were installed in the locations indicated on the Panel Layout Plan and approved any variations from the Plan.

The QA Inspector recorded the identification number, location, date, time, ambient temperature, and repair for each panel installed.

Geomembrane placement did not proceed at an ambient temperature above 104°F, during any rain, in the presence of excessive moisture, in an area of ponded water, or in the presence of excessive winds. If the ambient temperature fell bellow 32°F, cold weather seaming procedures described in Section 6.2.2.5 were used.

The Resident Engineer inspected panels for damage after placement and during the entire installation process. Damaged panels or portions of panels, which were rejected were marked and removed from the work area. All seams and non-seam areas of the geomembrane were examined by the Resident Engineer to identify defects, holes, blisters, undispersed raw materials, and any sign of contamination by foreign matter. The surface of the geomembrane was cleaned at the time of examination.

If repair of the damaged panel area was appropriate, one or more of the following repair procedures were utilized, depending on the type and location of the defect: patching, spot extrusion, capping, topping, removal and replacement (of seams). Every repair was made in accordance with contract specifications and was observed and documented by the Resident Engineer. No-destructive testing was performed on each repair.

6.2.2.4 Seaming

An automated wedge welder that was equipped for reading of applicable temperatures, was use for seaming. Careful control was maintained of the seaming technician's experience and the conditions (including temperatures) under which the seaming was performed. Non-destructive seam testing was conducted at Contract specified intervals. The geomembrane seaming log, and the non-destructive seam continuity test log are provided in Appendices B-3 and B-4, respectively. The QA Inspector verified that all seam defects were identified, repaired, and retested in accordance with the procedures outlined in the Contract Documents.

Trial seams were made in accordance with conditions and a frequency specified in the Contract Documents in order to assure that the seaming equipment was functioning correctly. A log of the trial seams performed is shown in Appendix B-5.

The Resident Engineer witnessed the field tests and, as required, marked all samples and portions with their number and documented the locations, date and time, ambient temperature, equipment, technician name, seam number, and test result. QC destructive test results are shown in Appendix B-6. A QA log of the Contractor's QC destructive tests is

shown in Appendix B-7. Appropriate actions (i.e., seam reconstruction or additional testing to limit the length of seam to be reconstructed) were taken in the vent of a field test failure.

A log for the placement of smooth HDPE geomembrane is shown in Appendix B-1. A log for the placement of textured HDPE geomembrane is shown in Appendix B-2.

6.2.2.5 Cold Weather Seaming

Cold weather seaming was performed at Pelham Bay Landfill in accordance with the approved cold weather-seaming plan. This plan was necessary to ensure that seam integrity was maintained during winter or cold weather installations, since environmental regulations (6 NYCRR Section 360-2.13) require special procedures for field seaming of geomembrane, when either air or sheet temperature is below 32°F. The applicable temperature range for the cold weather seaming plan was from 32°F to 5°F. Geomembrane seaming at temperatures below 5°F was not conducted due to material, equipment, and personnel considerations. The cold weather seaming procedures focussed on thermal seaming methods, which included fusion wedge welding and extrusion welding. Details on cold weather seaming procedures are provided in the cold weather-seaming plan.

The frequency of field testing and destructive testing was increased during cold weather seaming in accordance with the Contract Specifications and, additionally, at the discretion of the Resident Engineer.

6.2.2.6 Laboratory Testing

The Goesynthetics QA laboratory performed QA laboratory destructive testing with the approval of the Resident Engineer. The tests performed included " Seam Strength" and " Peel Adhesion". The minimum acceptable values were outlined in the Contract Documents. Test results of the QA Laboratory destructive testing is shown in Appendix B-8.

6.2.3 Special Circumstances

On February 26, 1996, hurricane force winds damaged numerous panels of geomembrane material placed at the top of the landfill. The extent of the damaged material was determined by cutting samples of the geomembrane and testing both the physical properties and the seam strength. Once the extent of damage was determined, it was delineated, surveyed and the

damaged portion was cut out. New geomembrane panels were placed over the area and tested in conformance with the Contract Documents.

The subgrade was re-inspected and new acceptance forms signed. Backup up data on the delineation of the damaged area is provided in Appendix B-9. All destructive test results, seams and placement logs and manufacturer's property testing data on the new geomembrane panels are included in their respective appendices and designated with an "R." The geomembrane installation certificate is located in Appendix B-10. The geomembrane as-built drawing, Appendix G-7, reflects the final placement locations of the geomembrane panels.

6.3 GEOCOMPOSITE

The Installer was responsible for providing a geocomposite product that met the requirements described in the Contract Documents. Certification to this effect was provided by the Manufacturer(s). The manufacturer's certificates are shown in Appendix C-1.

The Resident Engineer examined all Manufacturers' certification(s) to confirm that the property values listed on the certification(s) met or exceeded those required. Any non-compliance was reported to the Installer.

The geocomposite was installed in accordance with procedures and requirements specified in the Contract Documents. The Resident Engineer and the QA Inspector were responsible for proper installation.

6.4 LOAMY SOIL LAYER (BARRIER PROTECTION MATERIAL)

The loamy soil layer is located immediately above the geosynthetics. This layer was composed of existing cover soil and natural soil borrow fill classified as SP-SM, SM, or SC with no stone larger than three (3) inches in any direction. This layer protects the geosynthetics from infiltration of stormwater, frost, exposure to the elements, and pressure from heavy surface loads. The minimum thickness of the loamy soil layer is 24 inches, with a thicker cross-section in more heavily trafficked areas and areas requiring particular slopes such as the road and drainage features.

6.4.1 Pre-construction QA/QC

The QC laboratory testing for Loamy Soil (also referred to as 3" minus) was done at the Fairway office in Stony Point, New York. The appropriateness of the material for use on this project was determined by an examination of the material and continuous visual identification or (sit) visits performed by the Resident Engineer (of) his designated representative as well as by laboratory testing.

6.4.2 During Construction QA/QC

QC laboratory tests were performed at the specified frequencies during installation and submitted to the Resident Engineer in accordance with the Contract Documents. Field soil testing was done by Fairway personnel at the specified frequencies, under the direction of Breco's QC Supervisory Engineer. All field tests were put on the Fairway Soil Test Report and submitted to Breco at the end of each day.

Material from the approved borrow sources was delivered to and temporarily stockpiled at the site. Maximum dry density samples were taken as the material was placed in the field, along each constructed road, rather than by borrow source. This was done because taking borrow source samples would not have yielded useful results due to the inevitable mixing of materials that occurs as the material is stockpiled. Therefore, by taking samples as the material is being placed a representative sample is obtained. As specified in the Contract Documents the tests listed in Table 2, as well as environmental cleanliness tests, were conducted on the Loamy Soil.

Maximum dry density and in-place density field reports are shown in Appendix D-1.

Table 2: Loamy Soil During Construction QC Testing

Type of Test	*Location*	*Test Method*	*Frequency Specified*	*Frequency Performed*
Sieve Analysis	Laboratory	ASTM D422	1 per 5,000 cubic yards and when material changed.	Screened and Inspected Continously
Maximum Dry Density	Laboratory	ASTM D698	1 per 1,000 linear feet and when material changed.	1 per 1,000 linear feet and when material changed.
In-Place Density	Field	ASTM D1556 or ASTM D2922	1 per 200 linear feet per lift.	1 per 200 linear feet per lift as shown in.

Placement of soil material was in accordance with the requirements outlined in the Contract Documents. Any non-compliance was noted by the QA Inspectors and reported to the Resident Engineer.

6.5 VEGETATED TOPSOIL LAYER

The 6-inch thick topsoil layer was constructed during the Fall of 1996. Seeding as per the contract specifications was performed immediately after topsoiling activities were completed.

Due to unsatisfactory vegetative growth during the spring of 1997, pH testing of the topsoil material was performed. These tests indicated that the high pH (low acidity) levels of the in-place topsoil may have hindered the establishment of the desired vegetative growth. In order to increase acidity, sulfur was applied to the topsoil surface in July 1997. Tests taken afterward indicated that topsoil pH levels had been lowered, but had not consistently reached the desired pH range of 7-8. Additional sulfur was therefore applied during the Fall of 1997. Soil samples taken afterwards indicated a further reduction of pH levels over most of the landfill topsoil surface. For those areas deemed unsatisfactory, an additional 6 inches of topsoil was added in order to proceed with seeding activities at the site.

As of May 2002, Pelham Bay Landfill has produced adequate vegetative growth for the purpose of reducing the erosion potential of the site.

Topsoil pH, total organic content (TOC), and grain size analysis test results are presented in Appendix E-1. Topsoil nutrient analysis and pH adjustment results are presented in Appendices E-2 and E-3, respectively.

6.5.1 Landscaping

In addition to the wildflower seeding of the topsoil layer, 26 planting islands were constructed as an integral component of the landfill final cover system (see Figure G-8). These islands are approximately 2.5 feet in depth and are planted with a mixture of trees and shrubs as indicated in Tables 3 and 4.

Table 3: Planting Island Tree Mixture

BOTANICAL NAME/COMMON NAME	*Quantity*	*Size*
Pinus rigida/Pitch Pine	49	5'-6' b&b
Quercus illicifolia/Scrub Oak	73	1.5" caliper
Juniperus virginina/Eastern Red Cedar	40	4'-5' b&b
Prunus serotina/Black Cherry	20	2" caliper
Betula populifolia/Gray Birch	65	2" caliper
Celtis occidentalis/Hackberry	53	1.5" caliper
Populus tremuloides/Quaking Aspen	24	6'-8' b&b
Populus grandidentata/Big-Tooth Aspen	36	6'-8' b&b
Quercus montana/Chestnut Oak	45	1.5" caliper

Table 4: Planting Island Shrub Mixture

BOTANICAL NAME/COMMON NAME	*Quantity*	*Size*
Prunus maritima/Beach Plum	87	2 gallon cont.
Rhus typhina/Staghorn Sumac	36	2 gallon cont.
Viburnum dentatum/Arrowwood Viburnum	73	40@2 gallon, 33@3 gallon
Myrica pensylvanica/Northern Bayberry	73	45@2 gallon, 28@3 gallon
Sambucus canadensis/American	73	50@2 gallon, 23@3 gallon
Vaccinium angustifolium/Lowbush	109	1 gallon cont.
Ceanothus americanus/New Jersey Tea	146	1 gallon cont.
Cornus racemosa/Gray Dogwood	87	2 gallon cont.
Gaylussacia baccata/Black Huckleberry	52	1 gallon cont.

For a vegetative survey performed of the Landfill in September 1999, 5 distinct vegetation communities were noted, comprised of warm and cool season grasses and wildflowers. Coverage rates were noted to be between 60-90% for each vegetation community.

7.0 ANCILLARY CONSTRUCTION

Additional project components are described in this section. These components include: reconstruction of sewers, road construction, utilities, well and piezometer abandonment, and fencing.

7.1 RECONSTRUCTION OF SEWERS

Reconstruction of existing sewers was conducted by the insertion of a flexible polyester felt liner. Flow bypass was provided during the reconstruction activities. A satisfactory written guarantee of compliance with the ASTM Standards for all materials and techniques used in the liner process was submitted to the Resident Engineer. Shop drawings, including details of the proposed flow bypassing system and a Service Connection Plan, were submitted to the Resident Engineer. Installation of the liner was in accordance with the Contract Documents.

The finished liner incorporated thermosetting materials which are able to withstand the corrosive effects of the normal existing effluent and groundwater/leachate on the outside of the sewer. The polyester felt tubing, including the polyurethane covered felt and the thermosetting resin, met the requirements of ASTM F1216. The cured lining material conformed to minimum structural standards (tensile stress, flexural stress and modulus of elasticity) as specified in the Contract Documents.

7.2 ROAD CONSTRUCTION

There are four main access roads at the Site: "A", "B", "C", and the IRM road located along the southwest boundary of the Landfill (see Figure G-9). The IRM access road was constructed of crushed stone material meeting requirements of New York State Department of Transportation (NYSDOT) specifications with a maximum stone size of 2 inches.

The cut-off wall was constructed roughly along the alignment of the IRM road. In order to protect the cut-off wall from damage and prevent excessive pumping and rutting along the

IRM road due to heavy traffic crossing the cut-off wall, a reinforced concrete slab was constructed spanning the wall along its entire length. The concrete slab is approximately 15 feet wide and centered over the cut-off wall (see Figure G-2). In addition, a geogrid fabric was installed within the stone layer over the concrete slab.

Access roads "A," "B," and "C" consisted of a loamy soil subgrade with a crushed aggregate base material having a maximum stone size of 2 inches. The minimum thickness of the crushed stone base was approximately three (3) inches. The access roads on the landfill have reflecting roadway delineators for nighttime visibility. They are located along the exterior edge of the road and spaced approximately 25 feet apart.

The crushed aggregate base course material met the gradation requirements outlined in the QC plan. Pre-construction and during construction testing was conducted in accordance with ASTM C136 at a frequency of 1 per source and 1 per 300 yd^3 (or 1 per 3500 ft^2 of road surface), respectively. The material was placed in one lift and compacted with a 10-ton smooth-drum vibratory roller.

7.3 UTILITIES

Abandoned utilities encountered during excavation were cut and capped. In June 1994, the Resident Engineering staff observed the cutting and capping of seven abandoned utilities ranging from two to twelve inches in diameter. The existing utilities that remained (66-inch and 72-inch diameter reinforced concrete storm sewer pipes) were maintained and protected.

7.4 WELL AND PIEZOMETER ABANDONMENT

Forty-five (45) groundwater monitoring wells and piezometers were in place on the landfill prior to the implementation of abandonment procedures. Eighteen of the thirty-seven (37) groundwater monitoring wells were abandoned. Six (6) of the eight (8) piezometers were abandoned. Nineteen (19) groundwater monitoring wells and two (2) piezometers remain in place.

Well/piezometer abandonment was completed by the drilling contractor. Well abandonment reports were submitted to the Resident Engineer which provided detailed information on each abandoned well/piezometer.

7.5 FENCING

An eight-foot high chain link security fence surrounds the perimeter of the Site. Two 24-ft wide double leaf gates and one 12-ft wide single leaf gate are located near the main entrance to the facility. A fourth gate is located along Shore Road just south of Sedimentation Pond C. Other fenced areas at the Site include:

- Gas Flare Unit;
- IRM fenced-in complex and two adjacent fenced enclosures surrounding leachate pumping wells;
- Twenty-two (22) gas extraction well enclosures;
- Motor Control Center;
- Decontamination Trailer; and,
- Leachate Storage Tank Area.

Section 8

CERTIFICATION STATEMENT

I hereby certify, as a Professional Engineer registered in the State of New York, that the quality assurance/quality control testing performed for the final cover installation at the Pelham Bay Landfill Closure and Final Remediation Project during the period of March 6, 1992 to July 6, 1998 was in accordance with accepted standards of practice and that the geomembrane cover and cover system soils meet the permeability requirements of 6 NYCRR Part 360-2.13 (r) and the approved engineering plans and specifications.

I also certify that the remaining "non-cap" related construction substantially conforms to or exceeds the requirements of the approved engineering plans and specifications.

Respectfully Submitted,

New York City Department of Environmental Protection

Warren Gordon, PE

Licensed Professional Engineer

New York State License No. 070452-1

APPENDIX A
SLURRY TRENCH DATA

A-1 Slurry Trench QC Backfill Depth Measurements

A-2 Slurry Trench QA Backfill Depth Measurements

A-3 Slurry Wall Backfill Design Mix

A-4 Slurry Wall Backfill Piston Tube Permeability Testing

A-1 Slurry Trench QC Backfill Depth Measurements

INQUIP ASSOCIATES INC.

LOG OF CONSTRUCTION PROGRESS

Date: 7/12 Elev of Ground

Report No.

	Station	Time	~~Depth to Key~~	Depth to Trench Bottom	Elevetion of Trench Bottom	Square Foot		
0+00	0.25		7.94	13				
+10	0.50			13		130		
+20	0.75		7.06	13		130		
+30	1.00			13.5		132.5		
+40	1.25		7.02	14		137.5		
+50	1.50			13		135		
+60	1.75		6.65	13		130		
+70	2.00			13		130		
+80	2.25		6.60	13		130		
+90	2.50			13.5		132.5		
1+00	2.75		6.65	14		137.5		
+10	3.00			13.5		137.5		
+20	3.25		6.66	13.5		135		
+30	3.50			14.5		140		
+40	3.75		6.72	13.5		140		
+50	4.00			14		137.5		
+60	4.25		6.65	13		135		
+70	4.50			13.5		132.5		
+80	4.75		6.80					
+90	5.00							
2+00	5.25		6.78					
	5.50							
	5.75							
	6.00							
	6.25							
	6.50							
	6.75							
	7.00							
	7.25							
	7.50							
	7.75							
	8.00							
	8.25					2282.5		

Contractors Verification:

The above report is complete and correct and all materials and equipment used and work performed during th reporting period are in compliance with the contract plans and specifications except as noted above.

Submitted By: [signature] Q/C

INQUIP ASSOCIATES INC.

LOG OF CONSTRUCTION PROGRESS

Date: 7/13/94 Report No.

Station	Time	Depth to Key	Depth to Trench Bottom	Elevetion of Trench Bottom	Square Foot		
0.25	1+70		13.5				
0.50	+80		12.5		130		
0.75	+90		13		127.5		
1.00	2+00		12		125		
1.25	+10		12		120		
1.50	+20		10.5		112.5		
1.75	+30		13		117.5		
2.00	+38		10 1/2		92		
2.25	+47		12/9		13.5		
2.50	+50		8		25.5		
2.75	+60		12		100		
3.00	+70		12		120		
3.25	+80		12		120		
3.50	+90		8		100		
3.75	3+00		6 1/2		72.5		
4.00	+10		8 1/2		75		
4.25	+20		8 1/2		85		
4.50							
4.75							
5.00							
5.25							
5.50							
5.75							
6.00							
6.25							
6.50							
6.75							
7.00							
7.25							
7.50							
7.75							
8.00							
8.25					1,536.0		

Contractors Verification:

The above report is complete and correct and all materials and equipment used and work performed during this reporting period are in compliance with the contract plans and specifications except as noted above.

Submitted By: YZH Q/C

INQUIP ASSOCIATES INC.

LOG OF CONSTRUCTION PROGRESS

Date: 7/14 Report No.

Station	Time	Depth to Key	Depth to Trench Bottom	Elevetion of Trench Bottom	Square Foot		
0.25	3+20	8.5					
0.50	+30	8			82.5		
0.75	+40	12			100		
1.00	+50	12			120		
1.25	+60	12.5			122.5		
1.50	+70	10			112.5		
1.75	+80	12			110		
2.00	+90	9.5			107.5		
2.25	4+00	7			82.5		
2.50	+10	8			75		
2.75	+20	8			80		
3.00	+30	10.5			92.5		
3.25	+40	12.5			115		
3.50	+50	11			117.5		
3.75	+60	13			120		
4.00	+70	12 1/2			127.5		
4.25	+80	11 1/2			120		
4.50	+90	10			107.5		
4.75	5+00	12			110		
5.00	+10	11			116		
5.25	+20	11			110		
5.50	+30	9			100		
5.75							
6.00							
6.25							
6.50							
6.75							
7.00							
7.25							
7.50							
7.75							
8.00							
8.25					2227.5		

Contractors Verification:
The above report is complete and correct and all materials and equipment used and work performed during reporting period are in compliance with the contract plans and specifications except as noted above.

Submitted By: JEW Q/C

INQUIP ASSOCIATES INC.

LOG OF CONSTRUCTION PROGRESS

Date: 7/15 Report No. 12

Station	Time	Depth to Key	Depth to Trench Bottom	Elevetion of Trench Bottom	Square Foot		
0.25	5+30		9				
0.50	+40		12		105		
0.75	+50		11		115		
1.00	+60		10		105		
1.25	+70		10		100		
1.50	+80		10		100		
1.75	+90		11		105		
2.00	6+00		13		120		
2.25	+10		12		125		
2.50	+20		11		115		
2.75	+30		11		110		
3.00							
3.25							
3.50							
3.75							
4.00							
4.25							
4.50							
4.75							
5.00							
5.25							
5.50							
5.75							
6.00							
6.25							
6.50							
6.75							
7.00							
7.25							
7.50							
7.75							
8.00							
8.25					1100		

Contractors Verification:

The above report is complete and correct and all materials and equipment used and work performed during reporting period are in compliance with the contract plans and specifications except as noted above.

Submitted By: [signature] Q/C

INQUIP ASSOCIATES INC.

LOG OF CONSTRUCTION PROGRESS

Date: 7/18/94 Report No. 13

Station	Time	Depth to Key	Depth to Trench Bottom	Elevetion of Trench Bottom	Square Foot		
	6+30		11				
0.25	+40		9		100		
0.50	+50 13		9/8 2		27		
0.75	+50 53		2/8'		20		
1.00	+60		10		63		
1.25	+80		12.5		112.5		
1.50	+90		8.5		105		
1.75	6+00		8.5		85		
2.00	7+00		11		92.5		
2.25	+10		9		100		
2.50	+30		9.5		92.5		
2.75	+30		11		102.5		
3.00	+50		13		120		
3.25	+60		10		115		
3.50	+60		8		90		
3.75							
4.00							
4.25							
4.50							
4.75							
5.00							
5.25							
5.50							
5.75							
6.00							
6.25							
6.50							
6.75							
7.00							
7.25							
7.50							
7.75							
8.00							
8.25							

1225 ft²

Contractors Verification:

The above report is complete and correct and all materials and equipment used and work performed during th reporting period are in compliance with the contract plans and specifications except as noted above.

Submitted By: Q/C

Sales

INQUIP ASSOCIATES INC.

LOG OF CONSTRUCTION PROGRESS

Date: 7/19/94 Report No. 14

Station	Time	Depth to Key	Depth to Trench & Bottom	Elevetion of Trench Bottom	Square Foot		
	7+70		9		85		
0.25	+80		13		110		
0.50	+90		10		115		
0.75	8+00		9.5		97.5		
1.00	+10		10		97.5		
1.25	+20		8		90		
1.50	+30		6		70		
1.75	+40		9		75		
2.00	+50		10		95		
2.25	+60		12		110		
2.50	+70		10.5		112.5		
2.75	+80		9.5		100		
3.00							
3.25							
3.50							
3.75							
4.00							
4.25							
4.50							
4.75							
5.00							
5.25							
5.50							
5.75							
6.00							
6.25							
6.50							
6.75							
7.00							
7.25							
7.50							
7.75							
8.00							
8.25							
					1157.5		

Contractors Verification:

The above report is complete and correct and all materials and equipment used and work performed during thi reporting period are in compliance with the contract plans and specifications except as noted above.

Submitted By: JH Q/C

INQUIP ASSOCIATES INC.

LOG OF CONSTRUCTION PROGRESS

Date: 7/20 Report No. 15

Station	Time	Depth to Key	Depth to Trench Bottom	Elevetion of Trench Bottom	Square Foot		
	8+80		9.5				
0.25	+90		10		97.5		
0.50	9+00		10		100		
0.75	+10		8		90		
1.00	+20		11		95		
1.25	+30		8		95		
1.50	+40		10		90		
1.75	+50		7		85		
2.00	+60		8		75		
2.25	+70		7		75		
2.50	+80		7		70		
2.75	+90		7.5		72.5		
3.00	10+00		8		77.5		
3.25	+10		10		90		
3.50	+20		9.5		97.5		
3.75	+30		9		92.5		
4.00	+40		7.5		82.5		
4.25	+50		8		77.5		
4.50	+60		11		95		
4.75	+70		11		110		
5.00	+80		10		105		
5.25	+90		10		100		
5.50	11+00		12		110		
5.75	+10		11		115		
6.00	+20		10		105		
6.25	+30		11		105		
6.50							
6.75							
7.00							
7.25							
7.50							
7.75							
8.00							
8.25					2307.5		

Contractors Verification:

The above report is complete and correct and all materials and equipment used and work performed during this reporting period are in compliance with the contract plans and specifications except as noted above.

Submitted By: +3H Q/C

INQUIP ASSOCIATES INC.

LOG OF CONSTRUCTION PROGRESS

Date: 7/21/94 Report No. 16

Station	Time	Depth to Key	Depth to Trench Bottom	Elevetion of Trench Bottom	Square Foot		
	1130		11				
0.25	+40		8.5		97.5		
0.50	+50		11		97.5		
0.75	+60		11		110		
1.00	+70		11		110		
1.25	+80		12.5		117.5		
1.50	+90		13		127.5		
1.75	12+00		12		125		
2.00	+10		13.5		127.5		
2.25	+20		12.5		130		
2.50	+30		14		132.5		
2.75	+40		13		135		
3.00	+50		12.5		127.5		
3.25	+60		13		127.5		
3.50	+70		13		130		
3.75	+76.35		11		75.2		
4.00							
4.25							
4.50							
4.75							
5.00							
5.25							
5.50							
5.75							
6.00							
6.25							
6.50							
6.75							
7.00							
7.25							
7.50							
7.75							
8.00							
8.25							

1770.2

Contractors Verification:

The above report is complete and correct and all materials and equipment used and work performed during reporting period are in compliance with the contract plans and specifications except as noted above.

Submitted By: [illegible] Q/C

A-2 Slurry Trench QA Backfill Depth Measurements

Date : 7/12/94

TABLE 3

92C4087

DAILY REPORT OF TRENCH SOUNDINGS

PELHAM BAY LANDFILL REMEDIATION
CONTRACT HP-875
BRONX, NEW YORK

Station	Trench Bottom				Trench Surface Width (ft)	Remarks
	Progress		Final			
	Time	Depth (ft)	Time	Depth (ft)		
0+00	9:45	13.0'			4.5'	
0+10	10:10	13.0'			4'	
0+20	1025	13.0'			5'	
0+30	1045	13.5'			5'	
0+40	1130	14'			5.5'	
0+50	1145	13'			5.5'	
0+60	1300	13'			5'	
0+70	1330	13'			5'	
0+80	1400	13'			4'	
0+90	1415	13'			3.5'	
1+00	1430	13.5'			4'	
1+10	1440	14'			4'	
1+20	1445	13.5'			4'	
1+30	1500	14.5'			3.5'	
1+40	1530	13.5'			3.5	

END OF DAY SUMMARY

Trench bottom completed form Sta. 0+00 to Sta. _____

Approximate toe of excavation at Sta. _____

Approximate depth at toe _____ ft.

Top of excavation at Sta. _____

Date : 7/12

TABLE 3

92C4087

DAILY REPORT OF TRENCH SOUNDINGS

PELHAM BAY LANDFILL REMEDIATION
CONTRACT HP-875
BRONX, NEW YORK

Station	Trench Bottom				Trench Surface Width (ft)	Remarks
	Progress		Final			
	Time	Depth (ft)	Time	Depth (ft)		
1+50	1540	14'			3.5'	
1+60	1600	13			6'	
1+70	1605	13.5			5'	
7/13 1+80	720	12.5			4'	
1+90	720	13			4'	
2+00	745	12			4'	
2+10	745	12			5'	
2+20		10.5			6'	
2+30		13'			6'	
2+38	845	10'			5	
2+43	850	1.5'			4'	
2+47	1030	9			4'	
2+50	1030	8'			4'	
2+60	1130	12'			4'	
2+70	1130	12'			5	

END OF DAY SUMMARY

Trench bottom completed form Sta. _____ to Sta. _____

Approximate toe of excavation at Sta. _____

Approximate depth at toe _____ ft.

Top of excavation at Sta. _____

Date : 7/13

TABLE 3

92C4087

DAILY REPORT OF TRENCH SOUNDINGS

PELHAM BAY LANDFILL REMEDIATION
CONTRACT HP-875
BRONX, NEW YORK

Station	Trench Bottom				Trench Surface Width (ft)	Remarks
	Progress		Final			
	Time	Depth (ft)	Time	Depth (ft)		
2+80		12'			4.5'	
2+90	1300	8'			5'	
3+00	1330	6.5'			5	
3+10		8.5'			5	
3+20	1400	8.5'			4	
3+30	700	8			3.5	
3+40	700	12			4	
3+50	800	12			3.5	
3+60	800	12.5			4	
3+70	800	10			4	
3+80	840	12			3.5	
3+90	900	9.5			3.5	
4+00		7			4	
4+10		8'			4.5	
4+20		8'			5	

END OF DAY SUMMARY

Trench bottom completed form Sta. _____ to Sta. _____

Approximate toe of excavation at Sta. _____

Approximate depth at toe _____ ft.

Top of excavation at Sta. _____

Date: 7/14

TABLE 3

92C4087

DAILY REPORT OF TRENCH SOUNDINGS

PELHAM BAY LANDFILL REMEDIATION
CONTRACT HP-875
BRONX, NEW YORK

Station	Trench Bottom				Trench Surface Width (ft)	Remarks
	Progress		Final			
	Time	Depth (ft)	Time	Depth (ft)		
4+30	1000	10.5			3	
4+40	1040	12.5			3	
4+50	1130	11			3	
4+60	1130	13			3.5	
4+70	120	12.5			4	
4+80	120	11.5			5	
4+90	210	10			4	
5+00	225	12.			5	
5+10		11			5	
5+20		11			4	
5+30	340	9			4	
7/15 5+40	630	11			4	
5+50	700	10			4	
5+60	730	11			4.5	
5+70	845	10			4	

END OF DAY SUMMARY

Trench bottom completed form Sta. _____ to Sta. _____

Approximate toe of excavation at Sta. _____

Approximate depth at toe _____ ft.

Top of excavation at Sta. _____

Date: 7/15

TABLE 3

92C4087

DAILY REPORT OF TRENCH SOUNDINGS

PELHAM BAY LANDFILL REMEDIATION
CONTRACT HP-875
BRONX, NEW YORK

Station	Trench Bottom				Trench Surface Width (ft)	Remarks
	Progress		Final			
	Time	Depth (ft)	Time	Depth (ft)		
5+80	1000	11			4	
5+90	1020	11'			3.5	
6+00	1020	13.5'			3.5	
6+10	1045	12'			3.5	
6+20	1120	11'			3.5	
6+30	1120	11			6'	
6+40		10.5			6'	excavated up to concrete -
6+50		10.5			31	Incasement of 66" storm drain
6+60		10			6	
7/18 6+70		9			4	
6+80	815	8.5			3	
6+90	845	8.5			4	
7+00	845	11			4.5	
7+10		9			3	
7+20		9.5			3.5	

END OF DAY SUMMARY

Trench bottom completed form Sta. _____ to Sta. _____

Approximate toe of excavation at Sta. _____

Approximate depth at toe _____ ft.

Top of excavation at Sta. _____

Date: 7/18

TABLE 3

92C4087

DAILY REPORT OF TRENCH SOUNDINGS

PELHAM BAY LANDFILL REMEDIATION
CONTRACT HP-875
BRONX, NEW YORK

Station	Trench Bottom				Trench Surface Width (ft)	Remarks
	Progress		Final			
	Time	Depth (ft)	Time	Depth (ft)		
7+30	1000	11			4	
7+40	1000	13			4	
7+50						
7+60						
7+70						
7+80						
7+90						
8+00						
8+10						
8+20						
8+30						
8+40						
8+50						
8+60						
8+70						

END OF DAY SUMMARY

Trench bottom completed form Sta. _____ to Sta. _____

Approximate toe of excavation at Sta. _____

Approximate depth at toe _____ ft.

Top of excavation at Sta. _____

Date : 7/19

TABLE 3

92C4087

DAILY REPORT OF TRENCH SOUNDINGS

PELHAM BAY LANDFILL REMEDIATION
CONTRACT HP-875
BRONX, NEW YORK

Station	Trench Bottom				Trench Surface Width (ft)	Remarks
	Progress		Final			
	Time	Depth (ft)	Time	Depth (ft)		
7+50	1100	10			4'	
7+60	1100	8			4'	
7+70		9'			8'	width due to large rock in trench
7+80		13'			3.5	
7+90		10			4	
8+00	1400	9.5			17'*	extremly large rock in trench 10'*4'x6'
8+10	1400	10			5	
8+20		8			4	
8+30	1430	6			4	
8+40	1430	9			3	
8+50	1500	10			4.5	
8+60	1500	12			3.5	
8+70	1530	10.5				
8+80	1600	9.5				
8+90		10				

7/20

END OF DAY SUMMARY

Trench bottom completed form Sta. _____ to Sta. _____

Approximate toe of excavation at Sta. _____

Approximate depth at toe _____ ft.

Top of excavation at Sta. _____

Date : 7/20

TABLE 3

92C4087

DAILY REPORT OF TRENCH SOUNDINGS

PELHAM BAY LANDFILL REMEDIATION
CONTRACT HP-875
BRONX, NEW YORK

Station	Trench Bottom				Trench Surface Width (ft)	Remarks
	Progress		Final			
	Time	Depth (ft)	Time	Depth (ft)		
9+00	630	10			3	
9+10	700	~~10~~ 8			4.5	
9+20	700	~~8~~ 11			3.5	
9+30	730	~~8~~ 8			3.5	
9+40	730	10			4	
9+50	820	7			3.5	
9+60	820	8			5	
9+70	830	7			3	
9+80	840	7			3.5	
9+90		7.5			4	
10+00		8			4	
10+10	1000	10			3.5	
10+20	1000	9.5			3.5	
10+30	1100	9			3	10+35 large boulder 6x6x3
10+40		7.5			7	

END OF DAY SUMMARY

Trench bottom completed form Sta. _____ to Sta. _____

Approximate toe of excavation at Sta. _____

Approximate depth at toe _____ ft.

Top of excavation at Sta. _____

Date: 7/20

TABLE 3

92C4087

DAILY REPORT OF TRENCH SOUNDINGS

PELHAM BAY LANDFILL REMEDIATION
CONTRACT HP-875
BRONX, NEW YORK

Station	Trench Bottom				Trench Surface Width (ft)	Remarks
	Progress		Final			
	Time	Depth (ft)	Time	Depth (ft)		
10+50		8			3	
10+60	1130	11			4	
10+70	1530	11			3	
10+80	1530	10			3	
10+90	1630	10			4	
11+00	1630	12			3	
11+10	1715	11			3.5	
11+20	1715	10			5	
11+30	1730	11			4	
11+40	630	8.5			4	
11+50		11			3	
11+60	715	11			3.5	
11+70	715	11			4	
11+80		12.5			4.5	
11+90		13			4.5	

END OF DAY SUMMARY

Trench bottom completed form Sta. _____ to Sta. _____

Approximate toe of excavation at Sta. _____

Approximate depth at toe _____ ft.

Top of excavation at Sta. _____

Date: 7/21

TABLE 3

92C4087

DAILY REPORT OF TRENCH SOUNDINGS

PELHAM BAY LANDFILL REMEDIATION
CONTRACT HP-875
BRONX, NEW YORK

Station	Trench Bottom				Trench Surface Width (ft)	Remarks
	Progress		Final			
	Time	Depth (ft)	Time	Depth (ft)		
12+00	1000	12			4	
12+10	1000	13.5			4.5	
12+20	1030	12.5			5	
12+30	1100	14			5	
12+40	1200	13			4	
12+50		12.5			3	
12+60	1300	13			3	
12+70	1345	13			5	
12+76	1345	11			4	end of slurry wall

END OF DAY SUMMARY

Trench bottom completed form Sta. _____ to Sta. _____

Approximate toe of excavation at Sta. _____

Approximate depth at toe _____ ft.

Top of excavation at Sta. _____

A-3 Slurry Wall Backfill Design Mix

BENTONITE Corporation

BARA-KADE® 90
Slurry Trench Soil Sealing Grade - 200 Mesh

Typical Physical and Chemical Properties*

X-RAY ANALYSIS

94%	Montmorillonite
4%	Quartz
1%	Feldspars
1%	Calcite

CHEMICAL ANALYSIS

SiO_2	63.31%
Al_2O_3	21.43%
Fe_2O_3	3.83%
CaO	0.63%
MgO	2.32%
Na_2O	2.45%
K_2O	0.31%
Bound Water	5.72%

SCREEN ANALYSIS	TYPICAL	SPECIFICATION
Dry Screen, percent minus 200 mesh	77	70 min
Wet Screen, percent plus 200 mesh	1.9	4 max
Wet Screen, percent plus 325 mesh	3.2	5 max

SLURRY PROPERTIES (6% Suspension)

Viscosity, FANN® 600 rpm	37	30 min
Apparent Viscosity, cps	18.5	
Plastic Viscosity (PV)	12	
Yield Point, lb/100 ft^2	13	3 x PV max
Filtrate, 30 minutes @ 100 psi	12	15.0 cm^3 max
Yield - 42 gal bbl of 15 cps slurry/ton	95	91 min
Filter Cake	3/32	
Marsh Funnel, seconds/quart	36	

OTHER PROPERTIES

Moisture, percent	8.0	10 max
Free Swell (ml)	25	
Specific Gravity	2.79	
pH, 6% suspension	9.2	
Bulk Density (lbs per ft^3) compacted	72	

* The typical physical and chemical values listed are not to be construed as rigid specifications. Metals listed in the chemical analysis are complexed in the mineral. They do not necessarily exist as free oxides.
BARA-KADE® 90 meets or exceeds API specification 13A, Section 4.

®FANN is a registered trademark of Baroid Technology, Inc.
®BARA-KADE is a registered trademark of Bentonite Corporation.

11/4/93.tpcp.23

1999 Broadway, Suite 4300 - Denver, Colorado 80202 - Phone (303) 291-2940 - Fax (303) 291-2950

MUESER RUTLEDGE CONSULTING ENGINEERS

JAMES P. GOULD
ELMER A. RICHARDS
GEORGE J. TAMARO
WARREN H. ANDERSON
PETER H. EDINGER
ALFRED H. BRAND
HUGH S. LACY
TONY FENNIMORE
Partners

EDMUND M. BURKE
DOMINIC A. ZARRELLA
JOHN W. BOWLER
J. PATRICK POWERS
Consultants

708 THIRD AVENUE
NEW YORK, N.Y. 10017-4144
212-490-7110
FAX: 212-953-5626
DANAROMIEL, NEW YORK

WALTER WAICHUK
WILLIAM G. SPARACIN
SERGIO F. TELLO
JAMES L. KAUFMAN
JOEL MOSKOWITZ
DANIEL M. HAHN
RAYMOND J. POLETTO
Senior Associates

PETER W. DEMING
DAVID M. CACCHILO
ROBERT A. ELLMAN, JR.
THOMAS K. WENDEL
THEODORE POPOFF
VINCENT FIROLO
DAVID R. GOOD
Associates

JOSEPH N. COURTADE
Controller

July 1, 1994

Inquip Associates
P.O. Box 6277
McLean, VA. 22106

Att: Mr. James Edwards

Re: Pelham Bay Landfill Remediation, Bronx N.Y.
MRCE #8179

Gentlemen:

We have completed design mix testing of Soil Bentonite backfill for the referenced project. Results are as shown on attached Table 1.

If you have any questions please contact us.

Very truly yours,

David R. Good

DRG:GJT:drg
cc:Jim Hampton (Inquip-field)

MUESER RUTLEDGE CONSULTING ENGINEERS

SHEET 1
FILE NO. 8179
PERF. BY: DRG
DATE CALC: 6/29/94
INPUT CH'KD BY:
DATE CH'KD:

PROJECT: Pelham Bay Landfill

TOPIC: Preliminary results of trial backfill mixes

MIX I.D.	Percent Dry Bent. (%)	Total Bulk Sample Wet Wt. (gms)	Water Content (%)	Added 6% slurry (ml)	Percent Bent. from Slurry (%)	Minus #200 Sieve (%)	K (cm/sec)	Sample Dry Unit wt (pcf)	Status
1	2.0%	1000	40.0%	182	1.2%	37.4	na		Preliminary
1A	1.0%	1000	31.5%	186	1.2%	32.2	5E-08		Preliminary
2A	2.0%	1000	28.3%	186	1.2%	30.1	2E-08		Preliminary
3A	3.0%	1000	29.5%	198	1.3%	32.2	5E-08		Preliminary

Note
1. Mix 1 contained cinder fill . Mixes 1A, 2A and 3A contained sand.

MUESER RUTLEDGE CONSULTING ENGINEERS

SHEET
FILE NO. #8179
PERF. BY: DRG
DATE CALC: 7/1/94
INPUT CH'KD BY:
DATE CH'KD:

PROJECT: Pelham Bay Landfill

TOPIC: Preliminary results of trial backfill mixes

MIX I.D.	Percent Dry Bent. (%)	Total Bulk Sample Wet Wt. (gms)	Initial Water Content (%)	Added 6% slurry (ml)	Percent Bent. from Slurry (%)	Minus #200 Sieve (%)	K (cm/sec)	Sample Dry Unit wt. (pcf)	Final Water Content (%)	Status
1A	1.0%	1000	31.5%	186	1.2%	32.2	5E-08	113	21.6	Final
2A	2.0%	1000	28.3%	186	1.2%	30.1	3E-08	108	21.2	Final
3A	3.0%	1000	29.5%	198	1.3%	32.2	2E-08	102	22.2	Final

Note

Mix 1A,2A&3A - Components by dry weight
45% - Test Pit A
45% - Sand Sample 1 (Quartz sand)
10% - Clay Sample 2

TABLE 1

MUESER RUTLEDGE CONSULTING ENGINEERS

File No. 8179
Sample No. 1a

FALLING HEAD PERMEABILITY TEST
with superimposed air pressure

Setup by: GD Date: 6/23/94
Calc by: Date:
Ch'kd by: Date:

PROJECT PELHAM BAY LANDFILL

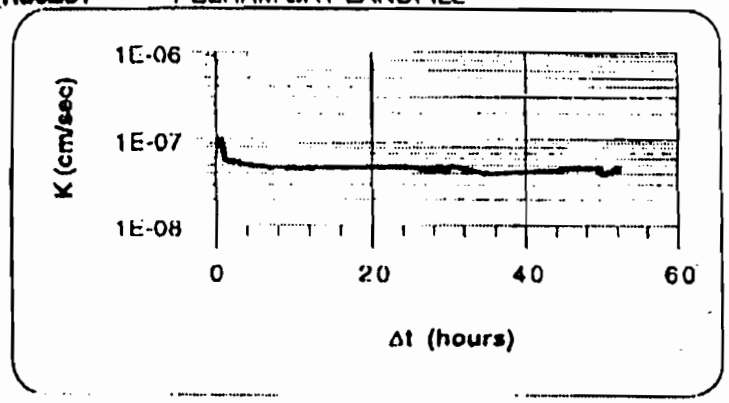

Cell Pres= 56 psi
Back Pres= 50 psi
Eff Stress= 6.0 psi 1% BENTONITE

SAMPLE DIMENSIONS
INITIAL
FINAL

$$K = \left(\frac{a.L.\ln(H_o/H_t)}{A.\Delta t_{sec}} \right) . Ct$$

Avg. Sample Length, L = 7.62 cm
Avg. Sample Dia., D = 6.99 cm
Sample Area, A = 38.38 sq cm
Standpipe Area, a = 0.1437 sq cm

READING DATE	CLOCK TIME	ELAP. TIME Δt (hours)	TEMP (deg C)	VOL (cc)	RESET VOL (cc)	WATER HEAD h (cm)	WATER HEAD RESET h (cm)	Super-imposed Pressure P_{air} (cm)	FALLING HEAD H= h + P_{air} (cm)	ΔVOL in (cc)	ΔVOL out (cc)	PERMEABILITY K (cm/sec)	ΔVOL in - ΔVOL out
6/27/94	10:15		25	6.2		79.8		210.90	286.70				
6/27/94	10:40	0.42	25	6.5		74.1		210.90	285.00	0.2	0.3	1.01E-07	-0.06
6/27/94	11:30	1.25	25	6.8		72.2		210.90	283.10	0.3	0.3	5.69E-08	-0.03
6/27/94	13:35	3.33	24	7.4		68.0		210.90	278.90	0.6	0.6	5.21E-08	
6/27/94	16:56	6.66	24	8.2		62.0		210.90	272.90	0.9	0.8	4.74E-08	0.06
6/27/94	21:10	10.91	24	9.0		54.7		210.90	265.60	1.0	0.8	4.64E-08	0.25
6/28/94	9:00	22.74	25	11.8		33.0		210.90	244.80	3.0	2.8	4.89E-08	0.19
6/28/94	12:15	25.99	25	12.7		28.7		210.90	239.60	0.7	0.9	4.69E-08	0.15
6/28/94	14:30	28.24	23	13.8		25.5		210.90	236.40	0.5	1.1	4.45E-08	-0.64
6/28/94	15:00	28.74	23	13.8		24.7		210.90	235.60	0.1		5.04E-08	0.11
6/28/94	16:02	29.77	23	14.0		23.3		210.90	234.20	0.2	0.2	4.29E-08	
6/28/94	16:25	30.15	23	14.2		22.7		210.90	233.60	0.1	0.2	4.98E-08	-0.11
6/28/94	21:20	35.07	27	15.6		15.9		210.90	226.80	1.0	0.8	4.05E-08	0.18
6/28/94	21:20		27	15.6		64.5		210.90	275.40				
6/29/94	8:40	46.4	27	18.0		44.0		210.90	254.90	2.9	4.0	4.60E-08	-1.05
6/29/94	11:50	49.57	24	19.8		38.7		210.90	249.60	0.8	0.8	4.82E-08	-0.04
6/29/94	12:30	50.24	24	20.0		37.8		210.90	248.70	0.1	0.2	3.94E-08	-0.07
6/29/94	14:30	52.24	24	20.4		34.7		210.90	245.60	0.4	0.4	4.56E-08	0.05

MUESER RUTLEDGE CONSULTING ENGINEERS

File No. 8179
Sample No. 2a

FALLING HEAD PERMEABILITY TEST
with superimposed air pressure

Setup by: GD Date: 6/28/94
Calc by: Date:
Ch'kd by: Date:

PROJECT PELHAM BAY LANDFILL

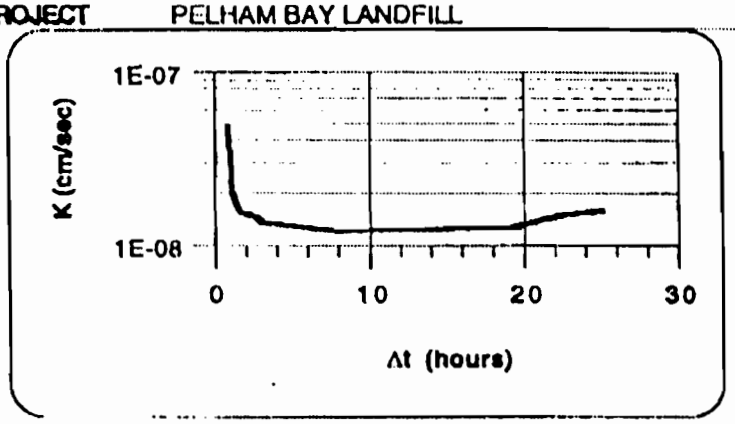

Cell Pres= 60 psi
Back Pres= 50 psi
Eff Stress= 6.0 psi 2% BENTONITE

SAMPLE DIMENSIONS
INITIAL X
FINAL

$$K = \frac{a.L.\ln(H_0/H_t)}{A.\Delta t_{sec}} . Ct$$

Avg. Sample Length, L = 7.62 cm
Avg. Sample Dia.,D = 6.99 cm
Sample Area, A = 38.38 sq cm
Standpipe Area, a = 0.1497 sq cm

READING DATE	CLOCK TIME	ELAP. TIME Δt (hours)	TEMP (deg C)	VOL (cc)	RESET VOL (cc)	WATER HEAD h (cm)	WATER HEAD RESET h (cm)	Super-Imposed Pressure P_{air} (cm)	FALLING HEAD H= h + P_{air} (cm)	ΔVOL in (cc)	ΔVOL out (cc)	PERMEABILITY K (cm/sec)	ΔVOL in - ΔVOL out
6/28/94	13:25		25	12.4		77.6		210.90	288.50				
6/28/94	14:15	0.83	25	12.3		76.0		210.90	286.90	0.2	0.2	4.73E-08	0.03
6/28/94	14:30	1.08	23	13.0		75.8		210.90	286.70		0.7	2.08E-08	-0.67
6/28/94	15:00	1.58	26	13.0		75.5		210.90	286.40			1.56E-08	0.04
6/28/94	15:31	2.1	23	13.2		75.2		210.90	286.10		0.2	1.51E-08	-0.16
6/28/94	16:03	2.63	23	13.3		74.9		210.90	285.80		0.1	1.46E-08	-0.06
6/28/94	16:26	3.01	25	13.3		74.7		210.90	285.60			1.36E-08	0.03
6/28/94	21:20	7.91	27	13.7		72.2		210.90	283.10	0.4	0.4	1.21E-08	-0.04
6/29/94	8:40	19.24	27	15.5		66.2		210.90	277.10	0.9	1.8	1.27E-08	-0.94
6/29/94	11:50	22.41	24	15.9		64.4		210.90	275.30	0.3	0.4	1.50E-08	-0.14
6/29/94	12:30	23.08	24	16.0		64.4		210.90	275.30		0.1		-0.10
6/29/94	14:30	25.08	24	16.8		63.2		210.90	274.10	0.2	0.8	1.59E-08	-0.63

MUESER RUTLEDGE CONSULTING ENGINEERS

File No. 8179
Sample No. 3a

FALLING HEAD PERMEABILITY TEST
with superimposed air pressure

Setup by: GD Date: 6/29/94
Calc by: Date:
Ch'kd by: Date:

PROJECT PELHAM BAY LANDFILL

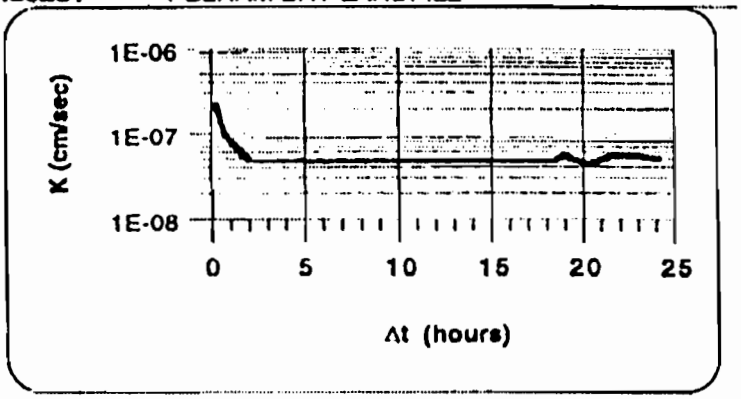

Cell Pres= 60 psi
Back Pres= 50 psi
Eff Stress= 6.0 psi 3% BENTONITE

SAMPLE DIMENSIONS
INITIAL
FINAL

$$K = \frac{a.L.\ln(H_o/H_t)}{A.\Delta t_{sec}} . Ct$$

Avg. Sample Length, L = 7.62 cm
Avg. Sample Dia.,D = 6.99 cm
Sample Area, A = 38.38 sq cm
Standpipe Area, a = 0.344 sq cm

READING DATE	CLOCK TIME	ELAP. TIME Δt (hours)	TEMP (deg C)	VOL (cc)	RESET VOL (cc)	WATER HEAD h (cm)	WATER HEAD RESET h (cm)	Super-imposed Pressure P_{air} (cm)	FALLING HEAD H= h + P_{air} (cm)	ΔVOL in (cc)	ΔVOL out (cc)	PERMEABILITY K (cm/sec)	ΔVOL in - ΔVOL out
6/28/94	14:20		25	28.0		87.0		210.90	297.90				
6/28/94	14:36	0.27	23	28.5		86.0		210.90	296.90	0.3	0.5	2.25E-07	-0.16
6/28/94	16:02	0.7	23	28.5		85.3		210.90	296.20	0.2		9.70E-08	0.24
6/28/94	15:32	1.2	23	28.6		84.7		210.90	295.60	0.2		7.22E-08	0.21
6/28/94	16:04	1.73	23	28.7		84.2		210.90	295.10	0.2	0.2	5.65E-08	-0.03
6/28/94	16:27	2.11	23	28.7		83.9		210.90	294.80	0.1		4.73E-08	0.10
6/28/94	20:20	6.99	22	29.1		79.8		210.90	290.70	1.4	1.0	4.63E-08	0.41
6/29/94	6:40	18.32	25	29.9		70.9		210.90	281.80	3.1	1.2	4.66E-08	1.86
6/29/94	8:20	18.99	26	29.4		70.3		210.90	281.20	0.2	-0.5	5.43E-08	0.71
6/29/94	10:40	20.32	24	29.6		69.4		210.90	280.30	0.3	0.2	4.18E-08	0.11
6/29/94	11:50	21.49	24	29.7		68.4		210.90	279.30	0.3	0.1	5.33E-08	0.24
6/29/94	12:30	22.16	24	29.8		67.8		210.90	278.70	0.2	0.1	5.61E-08	0.11
6/29/94	14:30	24.16	24	29.9		66.2		210.90	277.10	0.6	0.7	5.01E-08	-0.15

CC: [illegible]

ATTN: MR. JIM EDWARDS

INQUIP ASSOCIATES

PRODUCT: [illegible]

1994

SHIPPED FROM: BENTONITE PERFORMANCE MINERALS
HCR 60, BOX 122
COLONY PLANT
BELLE FOURCHE, SD. USA. 57717

TRUCK NUMBER	SHIP DATE	LOT NUMBER(S)	% MOISTURE 10 MAX	% MESH % -200 70 MIN	FANN 600-AGED 30 MIN	pH	FLUID LOSS 15 MAX
DAVIX 320-0745	06-24-94	1062341	7.2	72.4	43.0	8.8	12.4

YEAR TO DATE NUMBER of TRUCKS		% MOISTURE 10 MAX	% MESH % -200 70 MIN	FANN 600-AGED 30 MIN	pH	FLUID LOSS 15 MAX
1	M. AVG.	7.20	72.40	43.00	8.80	12.40
	STD. DEV.	0.00	0.00	0.00	0.00	0.00

SOLD TO: INQUIP ASSOCIATES, INC.
MCCLEAN, VA 22106
C of A ATTN: MR. JIM EDWARDS
FAX: (703) 442-0188

QUALITY ASSURANCE SUPERVISOR
MARSHAL L SUDRALA
06/27/94

SHIPPED TO: INQUIP ASSOCIATES, INC.
C/O PELHAM LANDFILL
BRONX, NY

CC: BILL NILES
CHARLES McAUGHAN
FILE

27-94 MON 10:48 BENTONITE CORP FAX NO. 3078904900 P. 02

CERTIFICATE OF ANALYSIS

INQUIP ASSOCIATES

ATTN: MR. JIM EDWARDS

PRODUCT: BARA-KADE 90

1994

SHIPPED FROM: BENTONITE CORPORATION
MCR 69, BOX 112
COLONY PLANT
BELLE FOURCHE, SO. DAK. 57717

TRUCK NUMBER	SHIP DATE	LOT NUMBER(S)	% MOISTURE 10 MAX	MESH % -200 70 MIN	FANN 600-AGED 30 MIN	pH	FLUID LOSS 15 MAX
MH31-MHT31	06-27-94	1062441	7.4	72.4	43.0	8.8	12.4
	06-27-94	1062442	6.5	75.8	39.5	8.9	12.0

YEAR TO DATE NUMBER of TRUCKS		% MOISTURE 10 MAX	MESH % -200 70 MIN	FANN 600-AGED 30 MIN	pH	FLUID LOSS 15 MAX
2	M. AVG.	7.03	73.53	41.83	8.82	12.27
	STD. DEV.	0.39	1.60	1.65	0.03	0.19

SOLD TO: INQUIP ASSOCIATES, INC.
MCCLEAN, VA 22106
C of A ATTN: MR. JIM EDWARDS
FAX: (703) 442-0188

SHIPPED TO: INQUIP ASSOCIATES, INC.
C/O PELHAM LANDFILL
BRONX, NY

QUALITY ASSURANCE SUPERVISOR
MARSHAL L SUDRALA
06/28/94

CC: BILL MILES
CHARLES McHUGHAM
FILE

A-4 Slurry Wall Backfill Piston Tube Permeability Testing

MUESER RUTLEDGE CONSULTING ENGINEERS

JAMES P. GOULD
ELMER A. RICHARDS
GEORGE J. TAMARO
WARREN H. ANDERSON
PETER H. EDINGER
ALFRED H. BRAND
HUGH S. LACY
TONY FENNIMORE
Partners

EDMUND M. BURKE
DOMINIC A. ZARRELLA
JOHN W. FOWLER
J. PATRICK POWERS
WALTER WALCHUK
Consultants

708 THIRD AVENUE
NEW YORK, N.Y. 10017-4144
212-490-7110
FAX: 212-953-5626
DANAROMIEL, NEW YORK

WILLIAM G. SPARACIN
SERGIO L. TELLO
JAMES L. KAUFMAN
JOEL MOSKOWITZ
DANIEL M. HAHN
RAYMOND J. POLETTO
PETER W. DEMING
DAVID M. CACOILO
Senior Associates

RODERIC A. ELLMAN, JR.
THOMAS R. WENDEL
THEODORE POPOFF
VINCENT TIROLO
DAVID R. GOOD
Associates

JOSEPH N. COURTADE
Controller

September 8, 1994

Inquip Associates
P.O. Box 6277
McLean, Virginia 22106



Attention: Mr. James Edwards

Re: Laboratory Testing
Pelham Bay Landfill Remediation
Bronx, New York
MRCE File No. 8179

Gentlemen:

Provided herein are the final results of permeability testing of samples taken from the slurry trench. The testing program consisted of six samples obtained by your personnel in the field. We arranged transportation for the samples from the site to our laboratory.

Six thin walled shelby tube samples were received on August 25. The samples were identified according to their stationing along the slurry trench and the depth at which the sample was taken. The samples were extruded in our laboratory and permeability testing was performed under ASTM D5084, "Hydraulic Conductivity of Saturated Porous Materials Using a Flexible Wall Permeameter." Prior to permeation the specimens were saturated and consolidated under an effective pressure of 6 pounds per square inch. The final results reported to one significant figure are:

Station No.	Depth of Sample	Permeability (cm/sec)	Status
0+30	5'-7'	8×10^{-8}	Final
2+20	8'-10'	8×10^{-8}	Final
4+10	5'-7'	9×10^{-8}	Final
6+53	5'-7'	1×10^{-7}	Final
10+35	4'-6'	5×10^{-8}	Final
11+84	5'-7'	4×10^{-8}	Final

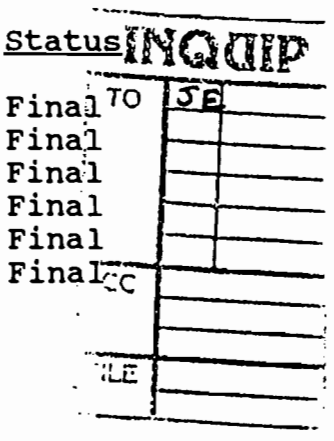

We have not performed any field inspection services related to this project.

Please contact us if you have any questions.

Very truly yours,

MUESER RUTLEDGE CONSULTING ENGINEERS

By: Walter Kaeck
Walter Kaeck

WK:AHB:mv\8179\LTR-1.1

APPENDIX B
HDPE GEOMEMBRANE DATA

B-1 HDPE Smooth Geomembrane Placement Log

B-2 HDPE Textured Geomembrane Placement Log

B-3 HDPE Geomembrane QA Seaming Log

B-4 HDPE Geomembrane Nondestructive Seam Continuity Test Log

B-5 HDPE Geomembrane Trial Seam Log

B-6 HDPE Geomembrane Contractor Destructive Seam Strength Testing

B-7 HDPE Geomembrane QA Destructive Seam Field Test Log

B-8 HDPE Geomembrane Independent Laboratory Seam Strength Testing

B-9 Backup Information on Damaged HDPE Geomembrane Area

B-10 HDPE Geomembrane Installation Certification

B-1 HDPE Smooth Geomembrane Placement Log

Sheet 1 of 25

NYC Department of Environmental Protection

PANEL PLACEMENT LOG

SMOOTH

PROJECT NAME: Pelham Bay Landfill

PROJECT NO.: 876-HP

DATE	TIME	PANEL #	ROLL #	SUBGR AP'D (Y/N)	DEFICIENCIES TYPE	DEFICIENCIES NUMBER	REPAIR METHOD*	REPAIR TEST Y/N	REPAIR TEST TYPE**	AREA L/W	AREA SQ. FT
9/20/95	12:50	S-1	32993	by Resident						206/22	4,576
	1:10	S-2	32993							188/22	4,136
	1:25	S-3	32996							191/22	4,202
	1:40	S-4	32996							184/22	4,048
	2:00	S-5	32989							168/22	3,696
	3:25	S-6	32989							133/22	2,926
	3:40	S-7	32989							61/22	1,342
	3:50	S-8	34684							35/22	770
	4:00	S-9	34684							66/22	1,452

Total This Sheet	27,148
From Sheet #	—
Cumulative Total	27,148

COMMENTS

* B - Bent, P - Patch, CS - Cap Strip

** V-Vacuum, S-Spark, AP-Air Pressure, VI-Visual, I-Impact, AL-Air Lance

CHK'D BY: Paul DeMeo

SIGNATURE: [signature]

B-1 HDPE Smooth Geomembrane Placement Log

Sheet 1 of 25

NYC Department of Environmental Protection

PANEL PLACEMENT LOG

SMOOTH

PROJECT NAME: Pelham Bay Landfill

PROJECT NO.: 876-HP

DATE	TIME	PANEL #	ROLL #	SURGR AP'D (Y/N)	DEFICIENCIES TYPE	DEFICIENCIES NUMBER	REPAIR METHOD*	REPAIR TEST Y/N	REPAIR TEST TYPE**	AREA LW	AREA SQ. FT
9/20/95	12:50	S-1	32993	by Resident						208/22	4,576
	1:10	S-2	32993							188/22	4,136
	1:25	S-3	32996							191/22	4,202
	1:40	S-4	32996							184/22	4,048
	2:00	S-5	32989							168/22	3,696
	3:25	S-6	32989							133/22	2,926
	3:40	S-7	32989							61/22	1,342
	3:50	S-8	34684							35/22	770
	4:00	S-9	34684							66/22	1,452

Total This Sheet	27,148
From Sheet # —	—
Cumulative Total	27,148

COMMENTS

* B - Bent, P - Patch, CS - Cap Strip

** V-Vacuum, S-Spark, AP-Air Pressure, VI-Visual, I-Impact, AL-Air Lance

CHK'D BY: Paul DeMeo

SIGNATURE

NYC Department of Environmental Protection

PANEL PLACEMENT LOG

PROJECT NAME: Pelham Bay Landfill

PROJECT NO.: 876-HP

DATE	TIME	PANEL #	ROLL #	SUBGR. AP'D (Y/N)	DEFICIENCIES TYPE	DEFICIENCIES NUMBER	REPAIR METHOD*	REPAIR TEST Y/N	REPAIR TEST TYPE**	AREA L/W	AREA ±SQ. FT
9/21/95	7:50	S-10	34684	R.E.	HAULING	3	P	Y	V	214/22	4708
	8:10	S-11	34657							225/22	4,950
	8:30	S-12	34657		HAULING	2	P, B	Y	V	165/22	3,630
	8:45	S-13	32995							65/22	1,430
	8:50	S-14	32995							229/22	5,038
	9:05	S-15	32995		SUBGRADE	1	P	Y	V	98/22	2,156
	10:30	S-16	34636		HANDLING	1	B	Y	V	118/22	2,596
	10:40	S-17	34636							200/22	4,400
	11:05	S-18	34636							68/22	1,496
	11:45	S-19	32994							122/22	2,684
	12:40	S-20	32994							87/176	2,893
	12:50	S-21	32994							22/87	957
	1:00	S-22	32994							79/22	1,738
	1:15	S-23	34685							104/22	2,288

COMMENTS: 1:30 S-24 34685

190/22 4,180	Total This Sheet	45,144
	From Sheet #	27,148
	Cumulative Total	72,292

87 87 57 — 174 174 85 87 2893 — 244 22 132

* B - Bead, P - Patch, CS - Cap Strip

** V-Vacuum, S-Spark, AP-Air Pressure, VI-Visual, I-Impact, AL-Air Lance

CHK'D BY: [signature] SIGNATURE: [signature]

...\form\PANELLOG.XLS

NYC Department of Environmental Protection

PANEL PLACEMENT LOG

PROJECT NAME: Pelham Bay Landfill

PROJECT NO.: 876-HP

DATE	TIME	PANEL #	ROLL #	SUBGR AP'D (Y/N)	DEFICIENCIES TYPE	DEFICIENCIES NUMBER	REPAIR METHOD*	REPAIR TEST Y/N	REPAIR TEST TYPE**	AREA L/W	AREA ±SQ. FT
9/21/95	2:50	S-25	34685	R.E.						2,420	
↓	3:00	S-26	34681	↓						1,870	
↓	3:08	S-27	↓	↓						4,290	
↓	3:20	S-28	↓	↓						2,662	
↓	3:30	S-29	32991	↓						1,453	
↓	3:40	S-30	↓	↓						4,356	

COMMENTS

Total This Sheet	17,051
From Sheet #	72,292
Cumulative Total	89,343

TOTAL TODAY = 62,195
27,292
89,487

* B - Bead P - Patch, CS - Cap Strip

** V-Vacuum, S-Spark, AP-Air Pressure, VI-Visual, I-Impact, AL-Air Lance

CHK'D BY: [signature]

SIGNATURE: [signature]

NYC Department of Environmental Protection **PANEL PLACEMENT LOG**

PROJECT NAME: Pelham Bay Landfill PROJECT NO.: 876-HP

723/725 D
715/716 E

DATE	TIME	PANEL #	ROLL #	SUBGR. AP'D (Y/N)	DEFICIENCIES TYPE	DEFICIENCIES NUMBER	REPAIR METHOD*	REPAIR TEST Y/N	REPAIR TEST TYPE**	AREA L/W	AREA ±SQ. FT
9/28/95	8:05	S-31	34639	P.C.	HANDLING	3	B.	Y	V	188/22	4,136
	8:20	S-32	↓							184/22	4,048
	8:45	S-33	34630		HANDLING	4	B	Y	V	184/22	4,048
	9:00	S-34	↓							181/22	3,982
	10:30	S-35	32982							176/22	3,872
	11:20	S-36	↓							172/22	3,784
	11:30	S-37	32986		HANDLING	1	B	Y	V	172/22	3,784
	11:45	S-38	↓							171/22	3,762

COMMENTS:

Total This Sheet	31,416
From Sheet #	89,343
Cumulative Total	120,759

* B - Bead, P - Patch, CS - Cap Strip

** V-Vacuum, S-Spark, AP-Air Pressure, VI-Visual, I-Impact, AL-Air Lance

CHK'D BY: [signature] SIGNATURE: [signature]

NYC Department of Environmental Protection — **PANEL PLACEMENT LOG**

PROJECT NAME: Pelham Bay Landfill — PROJECT NO.: 876-HP

DATE	TIME	PANEL #	ROLL #	SUBGR AP'D (Y/N)	DEFICIENCIES TYPE	DEFICIENCIES NUMBER	REPAIR METHOD*	REPAIR TEST Y/N	REPAIR TEST TYPE**	AREA L/W	AREA ±SQ. FT
10/10/95	8:30	S-39	32988	Y						148/22	3,256
	8:45	S-40	32988							40/12 170	1,860
	9:00	S-41	32988							91'/22	2,000
	10:15	S-42	34674							54/22	1,188
	10:30	S-43								138/22	3,036
	10:45	S-44								130/22	2,860
	10:50	S-45								56/22	1,232
	11:20	S-46	34658							72/22	1,584
	11:35	S-47								132/22	2,904
	12:40	S-48								136/22	2,992
	12:50	S-49								61/22	1,342
	1:20	S-50	34643							75/22	1,650
	1:30	S-51								137/22	3,014
	1:35	S-52								154/22	3,398

COMMENTS:

UPPER ROAD "C"

P-40, P-39, P-40, P-42, P-43, P-44, P-45, P-46, P-47

Total This Sheet	32,316
From Sheet # 4	120,759
Cumulative Total	153,075

* B - Bead, P - Patch, CS - Cap Strip

** V-Vacuum, S-Spark, AP-Air Pressure, VI-Visual, I-Impact, AL-Air Lance

CHK'D BY: [signature] SIGNATURE: [signature]

smm\92c4087\consform\PANELLOG.XLS

NYC Department of Environmental Protection **PANEL PLACEMENT LOG**

PROJECT NAME: Pelham Bay Landfill PROJECT NO.: 876-HP

DATE	TIME	PANEL #	ROLL #	SUBGR AP'D (Y/N)	DEFICIENCIES TYPE	DEFICIENCIES NUMBER	REPAIR METHOD*	REPAIR TEST Y/N	REPAIR TEST TYPE**	AREA L/W	AREA ±SQ. FT
10/10/95	1:40	S-53	34643	Y						32/22	704
	2:05	S-54	34647							135/22	2,970
	2:15	S-55								175/22	3,850
	2:20	S-56								97/22	2,134
	2:40	S-57	34665							77/22	1,694
	3:00	S-58								180/22	3,960
	3:15	S-59								141/22	2,013
	3:30	S-60	32987							46/22	1,012
	3:45	S-61								193/22	4,246
	4:05	S-62								171/22	3,762

COMMENTS:

Total This Sheet	26,345
From Sheet #	153,075
Cumulative Total	179,420

* B - Bead, P - Patch, CS - Cap Strip

** V-Vacuum, S-Spark, AP-Air Pressure, VI-Visual, I-Impact, AL-Air Lance

CHK'D BY: Paul [signature] SIGNATURE: [signature]

smm\92c4087\consform\PANELLOG.XLS

NYC Department of Environmental Protection

PANEL PLACEMENT LOG

PROJECT NAME: Pelham Bay Landfill

PROJECT NO.: 876-HP

DATE	TIME	PANEL #	ROLL #	SUBGR AP'D (Y/N)	DEFICIENCIES TYPE	DEFICIENCIES NUMBER	REPAIR METHOD*	REPAIR TEST Y/N	REPAIR TEST TYPE**	AREA L/W	AREA ±SQ. FT
10/11/95	7:30	S-63 1/2	34630	Y						25/22	550
	7:45	S-64	34630							180/22	3,960
	8:15	S-65	34628							172/22	3,784
	8:30	S-66 1/2	34628							41/22	902
	9:00	S-67 1/2	34645		crimp	2	B	Y	V	123/22	2,706
	9:15	S-68	34645							154/22	3,388
	10:15	S-69	34645							113/22	2,486
	10:40	S-70	32982							33/22	726
	10:55	S-71	34644		crimp	2	B	Y	V	143/22	3,146
	11:10	S-72	34644							142/22	3,124
	11:25	S-73	34644							25/22	550
	11:35	S-74	32986							113/22	2,486
	12:45	S-75	34671		MANUFACT	10	B	Y	V	132/22	2,964
	1:00	S-76	34671							129/22	2,838
COMMENTS:	1:15	S-77	34671	V						123/22	2,706

Total This Sheet	36,256
From Sheet #	179,420
Cumulative Total	215,676

* B - Bead, P - Patch, CS - Cap Strip

** V-Vacuum, S-Spark, AP-Air Pressure, VI-Visual, I-Impact, AL-Air Lance

CHK'D BY: Paul Mark

SIGNATURE:

NYC Department of Environmental Protection — **PANEL PLACEMENT LOG**

PROJECT NAME: Pelham Bay Landfill — PROJECT NO.: 876-HP

DATE	TIME	PANEL #	ROLL #	SUBGR AP'D (Y/N)	DEFICIENCIES TYPE	DEFICIENCIES NUMBER	REPAIR METHOD*	REPAIR TEST Y/N	REPAIR TEST TYPE**	AREA L/W	AREA ±SQ. FT
10/16/95	8:15	S-78	34661	Y	—					176/22	3,872
	8:30	S-79	34661		—					173/22	3,806
	9:00	S-80	34661		—					48/22	1,056
↓	9:15	S-81	34656	↓	HANDLING	1	B	Y	V	120/22	2,640
—		S-82	—								

COMMENTS:

Total This Sheet	11,374
From Sheet #	215,678
Cumulative Total	227,052

* B - Bead, P - Patch, CS - Cap Strip

** V-Vacuum, S-Spark, AP-Air Pressure, VI-Visual, I-Impact, AL-Air Lance

CHK'D BY: Paul Mele — SIGNATURE:

NYC Department of Environmental Protection

PANEL PLACEMENT LOG

PROJECT NAME: Pelham Bay Landfill

PROJECT NO.: 876-HP

DATE	TIME	PANEL #	ROLL #	SUBGR AP'D (Y/N)	DEFICIENCIES TYPE	DEFICIENCIES NUMBER	REPAIR METHOD*	REPAIR TEST Y/N	REPAIR TEST TYPE**	AREA L/W	AREA ±SQ. FT
10/16/25		~~800~~									
		797	19234		REPLACEMENT PANELS						
		798	19251		ORIGINALS WERE DAMAGED						
	9:55	S-82	34656							140 / 100	2,640
	10:05	S-83								100 / 56	1,716
	10:10	S-84 A/B								39 / 18 1/2	825
	10:15	S-85								20 / 10	700
	10:30	S-86	34637							138/22	3,036
	10:45	S-87								148/22	3,256
	11:25	S-88								117/22	2,574
	11:35	S-89	34642							28/22	616
	12:55	S-90								147/22	3,234
	1:15	S-91								144/22	3,168

Total This Sheet	21,165
From Sheet #	227,050
Cumulative Total	248,215

COMMENTS:

* B - Bead, P - Patch, CS - Cap Strip

** V-Vacuum, S-Spark, AP-Air Pressure, VI-Visual, I-Impact, AL-Air Lance

CHK'D BY: Paul Mark

SIGNATURE:

NYC Department of Environmental Protection — **PANEL PLACEMENT LOG**

PROJECT NAME: Pelham Bay Landfill — PROJECT NO.: 876-HP

DATE	TIME	PANEL #	ROLL #	SUBGR. AP'D (Y/N)	DEFICIENCIES TYPE	DEFICIENCIES NUMBER	REPAIR METHOD*	REPAIR TEST Y/N	REPAIR TEST TYPE**	AREA L/W	AREA ±SQ. FT
10/23/95	10:35	S-92	32985	Y	HANDLING	10	B	Y	V	38 15 80	885
	10:45	S-93	32985							80+ 33	532
	10:55	S-94	32985							182/22	4,004
	11:05	S-95	32985							118/22	2,596
	11:25	S-96	34654							65/22	1,430
	11:35	S-97	↓							185/22	4,070
	11:45	S-98	↓							185/22	4,070
	11:50	S-99	↓							37/22	814
	1:00	S-100	34651							148/22	3,256
	1:07	S-101	↓							180/22	3,960
	1:20	S-102	↓							83/22	1,826
	1:40	S-103	34638							100/22	2,200
	1:50	S-104	↓							183/22	4,026
	1:55	S-105	↓							115/22	2,530

COMMENTS:

Total This Sheet	36,199
From Sheet #	248,215
Cumulative Total	284,414

* B - Bead, P - Patch, CS - Cap Strip

** V-Vacuum, S-Spark, AP-Air Pressure, VI-Visual, I-Impact, AL-Air Lance

CHK'D BY: [signature] SIGNATURE: [signature]

Sheet 11 of 25

NYC Department of Environmental Protection — **PANEL PLACEMENT LOG**

PROJECT NAME: Pelham Bay Landfill — PROJECT NO.: 876-HP

DATE	TIME	PANEL #	ROLL #	SUBGR AP'D (Y/N)	DEFICIENCIES TYPE	DEFICIENCIES NUMBER	REPAIR METHOD*	REPAIR TEST Y/N	REPAIR TEST TYPE**	AREA L/W	AREA ±SQ. FT
10/23/95	2:15	S-106	34646	Y	HANDLING	2	B	Y	V	77/22	1,694
	2:25	S-107	↓							190/22	4,180
	2:35	S-108	↓							136/22	2,992
	2:45	S-109	34675		HANDLING	4	B, P	Y	V	50/22	1,100
	2:55	S-110	↓							173/22	3,806
	3:05	S-111	↓							65/39	2,244

Total This Sheet	16,016
From Sheet #	285,512 284,414
Cumulative Total	~~300,428~~ 300,430

COMMENTS:

92 – 36,159
14,916
51,115

* B - Bead, P - Patch, CS - Cap Strip

** V-Vacuum, S-Spark, AP-Air Pressure, VI-Visual, I-Impact, AL-Air Lance

CHK'D BY: Paul Mark — SIGNATURE:

smm\92c4087\conform\PANELLOG.XLS

NYC Department of Environmental Protection

PANEL PLACEMENT LOG
SMOOTH LINER

PROJECT NAME: Pelham Bay Landfill

PROJECT NO.: 876-HP

DATE	TIME	PANEL #	ROLL #	SUBGR AP'D (Y/N)	DEFICIENCIES TYPE	DEFICIENCIES NUMBER	REPAIR METHOD*	REPAIR TEST Y/N	REPAIR TEST TYPE**	AREA L/W	AREA ±SQ. FT
10-24	1:00 PM	S-112	34634	✓						178'/22	3,916
	1:25 PM	S-113	34634	✓						205/22	4,510
	1:50 PM	S-114	32992	N	*					200/22	4,400
	2:30 PM	S-115	32992	✓						194/22	4,268

COMMENTS: * AT CORNER OF SEAM 113/114 & DIRT IS ABOVE COMPOSITE, UNDER LINER
MUST BE PATCHED AND CLEANED

Total This Sheet	17,094
From Sheet #	300,430
Cumulative Total	317,524

* B - Bead, P - Patch, CS - Cap Strip

** V-Vacuum, S-Spark, AP-Air Pressure, VI-Visual, I-Impact, AL-Air Lance

CHK'D BY: [signature]

SIGNATURE: [signature]

NYC Department of Environmental Protection — **PANEL PLACEMENT LOG**

PROJECT NAME: Pelham Bay Landfill — PROJECT NO.: 876-HP

DATE	TIME	PANEL #	ROLL #	SUBGR AP'D (Y/N)	DEFICIENCIES TYPE	DEFICIENCIES NUMBER	REPAIR METHOD*	REPAIR TEST Y/N	REPAIR TEST TYPE**	AREA L/W	AREA ±SQ. FT
10-25	PM	130	32943	Y						160 /22	3520
		131	34640							160/22	3520
		132	34642							157 /22	3454
		133	34640							91 /22	2002
		134	34650							68 / 22	1496
		135	34650							155 / 22	3410
		136	34650							153 / 22	3366
		137	34650							22 / 22	484
		138	? TBD								

COMMENTS:

Total This Sheet	21252
From Sheet #	317,524
Cumulative Total	338,776

* B - Bead, P - Patch, CS - Cap Strip

** V-Vacuum, S-Spark, AP-Air Pressure, VI-Visual, I-Impact, AL-Air Lance

CHK'D BY: [signature] SIGNATURE: [signature]

56600

NYC Department of Environmental Protection

PANEL PLACEMENT LOG

PROJECT NAME: Pelham Bay Landfill

PROJECT NO.: 876-HP

DATE	TIME	PANEL #	ROLL #	SUBGR AP'D (Y/N)	DEFICIENCIES TYPE	DEFICIENCIES NUMBER	REPAIR METHOD*	REPAIR TEST Y/N	REPAIR TEST TYPE**	AREA L/W	AREA ±SQ. FT
10-25	710	S-116	32992	Y						22 / 22	484
	730	117	32990	Y						172 / 22	3784
	735	118	↓	Y						185 / 22	4070
	750	119	↓	Y						60 / 22	1320
	800	120	34635	Y						120 / 22	2640
	805	121	↓	Y						171 / 22	3762
		122	34648	Y						46 / 22	1012
		123	34635	Y						120 / 22	2640
		124	34648	Y						158 / 22	3476
		125	34645							40 / 22	880
		126	34645							117 / 22	2574
		127	34645							86 / 22	1892
		128	32982							75 / 22	1650
		129	32982							160 / 22	3520

COMMENTS:

35354

3520
484
4004

Total This Sheet	35,354
From Sheet #	338,776
Cumulative Total	374,130

* B - Bead, P - Patch, CS - Cap Strip

** V-Vacuum, S-Spark, AP-Air Pressure, VI-Visual, I-Impact, AL-Air Lance

CHK'D BY:

SIGNATURE:

NYC Department of Environmental Protection — **PANEL PLACEMENT LOG**

PROJECT NAME: Pelham Bay Landfill — PROJECT NO.: 876-HP

DATE	TIME	PANEL #	ROLL #	SUBGR AP'D (Y/N)	DEFICIENCIES TYPE	DEFICIENCIES NUMBER	REPAIR METHOD*	REPAIR TEST Y/N	REPAIR TEST TYPE**	AREA L/W	AREA ±SQ. FT
10-26		139	34641	Y						72/22	1584
"		140	34641	"						72/22	1584
"		141	34641	"						73/22	1606
"		142	34641	"						76/22	1672
"		143	34641	"						78/22	1716
"		144	34649	"						79/22	1738
"		145	34649	"						83/22	1826
"		146	34649	"						83/22	1826
"		147	34649	"						83/22	1826
"		148	34641	"						13/22	286
"		149	34649	"						65/22	1430
"		150	34675	"						4/22	88
"		151	34652	"						83/22	1826
"		152	34652	"						83/22	1826

COMMENTS: 111 | 116 | 139

20834
34286
17182
20834
3652

Total This Sheet	20834
From Sheet #	374,130
Cumulative Total	394,964

* B - Bead, P - Patch, CS - Cap Strip

** V-Vacuum, S-Spark, AP-Air Pressure, VI-Visual, I-Impact, AL-Air Lance

CHK'D BY: _____ SIGNATURE: _____

NYC Department of Environmental Protection — **PANEL PLACEMENT LOG**

PROJECT NAME: Pelham Bay Landfill — PROJECT NO.: 876-HP

DATE	TIME	PANEL #	ROLL #	SUBGR AP'D (Y/N)	DEFICIENCIES TYPE	DEFICIENCIES NUMBER	REPAIR METHOD*	REPAIR TEST Y/N	REPAIR TEST TYPE**	AREA L/W	AREA SQ. FT
10-26		153	34652	Y						84	1848
"		154	34652	"						86	1892
"		155	34652	"						48	1056
"		156	34632	"						41	902
"		157	34632	"						88	1936
"		158	34632	"						90	1780
"		159	34632	"						90	1980
"		160	34632	"						84	1848
"		161	34682	"						8 1/2	176

COMMENTS:

Total This Sheet	13618
From Sheet #	394,964
Cumulative Total	408,582
	34,286

* B - Bead, P - Patch, CS - Cap Strip

** V-Vacuum, S-Spark, AP-Air Pressure, VI-Visual, I-Impact, AL-Air Lance

CHK'D BY: [signature] SIGNATURE: [signature]

NYC Department of Environmental Protection

PANEL PLACEMENT LOG

PROJECT NAME: Pelham Bay Landfill

PROJECT NO.: 876-HP

DATE	TIME	PANEL #	ROLL #	SUBGR AP'D (Y/N)	DEFICIENCIES TYPE	DEFICIENCIES NUMBER	REPAIR METHOD*	REPAIR TEST Y/N	REPAIR TEST TYPE**	AREA L/W	AREA ±SQ. FT
10/27/95		S-162		Y						60/22	1,320
↓		S-163		↓						56/22	1,232
↓		S-164		↓						44/22	968
	SMOOTH HALVES			OF	P-824	THRU 827					
10/30/95	1:00	P-874	21656	Y						41/22	2,530
↓	1:19	P-875	21654	↓						41/22	
↓	1:40	P-876	21654	↓						23/22	
↓	2:15	P-877	21655	↓						10/22	

COMMENTS:

Total This Sheet	6,050
From Sheet #	408,582
Cumulative Total	414,632

9.5 Acres

* B - Bead, P - Patch, CS - Cap Strip

** V-Vacuum, S-Spark, AP-Air Pressure, VI-Visual, I-Impact, AL-Air Lance

CHK'D BY: Paul Marks

SIGNATURE:

NYC Department of Environmental Protection — **PANEL PLACEMENT LOG**

PROJECT NAME: Pelham Bay Landfill — PROJECT NO.: 876-HP

DATE	TIME	PANEL #	ROLL #	SUBGR AP'D (Y/N)	DEFICIENCIES TYPE	DEFICIENCIES NUMBER	REPAIR METHOD*	REPAIR TEST Y/N	REPAIR TEST TYPE**	AREA L/W	AREA ±SQ. FT
11/2/95	9:15	S-165	34672	Y						231/17	2,882
↓	10:15	S-166	↓							155/22	3,410
11/3/95	1:00	S-167	34673							60/22	1,320
↓	1:15	S-168								62/22	1,364
11/3/95	1:15	S-169	↓							43/22	946
11/6/95	8:30	S-170	34673							121/22	2,662
	9:00	S-171	32981							232/22	5,104
	9:20	S-172								178/22	3,916
	11:00	S173	32984							40/22	880
	11:30	S174								204 / 238	4,862
	11:50	S175	↓							85 / 122	2,277
	1:00	S-176	34668							54 / 85	1,529
	1:10	S-177	↓							22 / 54	836
↓	1:30	S-178	32984	↓						22	154

COMMENTS:



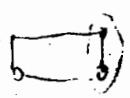

Total This Sheet	32,142
From Sheet #	414,632
Cumulative Total	446,774

170
170
37

1105
341

4485
394
512

* B - Bead, P - Patch, CS - Cap Strip

** V-Vacuum, S-Spark, AP-Air Pressure, VI-Visual, I-Impact, AL-Air Lance

CHK'D BY: Paul Malo

SIGNATURE: [signature]

NYC Department of Environmental Protection

PANEL PLACEMENT LOG

PROJECT NAME: Pelham Bay Landfill

PROJECT NO.: 876-BP

DATE	TIME	PANEL #	ROLL #	SUBGR AP'D (Y/N)	DEFICIENCIES TYPE	DEFICIENCIES NUMBER	REPAIR METHOD*	REPAIR TEST Y/N	REPAIR TEST TYPE**	AREA L/W	AREA ±SQ. FT
11/6/95	1:45	S-179	34668	Y						255/22	5,610
	2:00	S-180	↓							39/22	858
	2:30	S-181	34670							206/22	4,532
	3:00	S-182	↓							177/22	3,894
	3:15	S-183	↓							25/22	550
	3:40	S-184	34680							212/22	4,664

Total This Sheet	20,108
From Sheet #	446,774
Cumulative Total	466,882

COMMENTS:

* B - Bead, P - Patch, CS - Cap Strip

** V-Vacuum, S-Spark, AP-Air Pressure, VI-Visual, I-Impact, AL-Air Lance

CHK'D BY: Paul Mahr

SIGNATURE:

NYC Department of Environmental Protection — **PANEL PLACEMENT LOG**

PROJECT NAME: Pelham Bay Landfill — PROJECT NO.: 876-HP

DATE	TIME	PANEL #	ROLL #	SUBGR. AP'D (Y/N)	DEFICIENCIES TYPE	DEFICIENCIES NUMBER	REPAIR METHOD*	REPAIR TEST Y/N	REPAIR TEST TYPE**	AREA L/W	AREA ±SQ. FT
11/9/95	~~34627~~ 8:00	S-185	34627	Y						139/22	3,058
11/9/95	~~34629~~ 8:15	S-186	↓							29/22	638
11/10/95	7:30	S-187								109/22	2,398
	7:45	S-188								53/22	1,166
	8:00	S-189								85/22	1,870
	8:15	S-190	↓							131/22	2,882
	8:35	S-191	34653							87/22	1,914
	8:45	S-192	↓							51/22	1,122
	8:50	S-193								142/22	3,124
	9:00	S-194	↓							116/22	2,552
	9:30	S-195	34633							30/22	660
	10:00	S-196	34633							113/125	2,618
	10:15	S-197	↓							37/22	814
	10:30	S-198	↓							162/27	3,564

COMMENTS:

Total This Sheet	28,380
From Sheet #	466,882
Cumulative Total	495,262

226
226
132
615

* B - Bead, P - Patch, CS - Cap Strip

** V-Vacuum, S-Spark, AP-Air Pressure, VI-Visual, I-Impact, AL-Air Lance

CHK'D BY: Paul Martin — SIGNATURE:

NYC Department of Environmental Protection

PANEL PLACEMENT LOG

PROJECT NAME: Pelham Bay Landfill

PROJECT NO.: 876-HP

DATE	TIME	PANEL #	ROLL #	SUBGR. AP'D (Y/N)	DEFICIENCIES TYPE	DEFICIENCIES NUMBER	REPAIR METHOD*	REPAIR TEST Y/N	REPAIR TEST TYPE**	AREA L/W	AREA ±SQ. FT
11/10/95	10:50	S-199	34631	Y						115 / 143	2,882
	11:30	S-200								32/22	704
	11:40	S-201								231 / 58	1,001
	1:00	S-202								112/22	2,464
	1:10	S-203								32/22	704

COMMENTS:

235
239
264
592

Total This Sheet	7,755
From Sheet #	495,262
Cumulative Total	503,017

* B - Bead, P - Patch, CS - Cap Strip

** V-Vacuum, S-Spark, AP-Air Pressure, VI-Visual, I-Impact, AL-Air Lance

CHK'D BY: Paul Mark

SIGNATURE:

NYC Department of Environmental Protection

PANEL PLACEMENT LOG

PROJECT NAME: Pelham Bay Landfill

PROJECT NO.: 876-HP

DATE	TIME	PANEL #	ROLL #	SUBGR AP'D (Y/N)	DEFICIENCIES TYPE	DEFICIENCIES NUMBER	REPAIR METHOD*	REPAIR TEST Y/N	REPAIR TEST TYPE**	AREA L/W	AREA SQ. FT
11/13/95	9:30	S-204	34662	Y						206 x 238	4,884
↓	10:00	S-205	↓	↓						134 x 165	3,289
	10:10	S-206	34663							104/22	2,288
	10:30	S-207	↓							136 x 164	3,300
	10:45	S-208	↓							141/22	3,102
	10:55	S-209	34664							169/22	3,718
↓	11:10	S-210	↓	↓						169/22	3,718

COMMENTS:

Total This Sheet	24,299
From Sheet #	503,017
Cumulative Total	527,316

* B - Bead, P - Patch, CS - Cap Strip

** V-Vacuum, S-Spark, AP-Air Pressure, VI-Visual, I-Impact, AL-Air Lance

CHK'D BY: Paul Mahr

SIGNATURE:

NYC Department of Environmental Protection

PANEL PLACEMENT LOG

PROJECT NAME: Pelham Bay Landfill

PROJECT NO.: 876-HP

DATE	TIME	PANEL #	ROLL #	SUBGR AP'D (Y/N)	DEFICIENCIES TYPE	DEFICIENCIES NUMBER	REPAIR METHOD*	REPAIR TEST Y/N	REPAIR TEST TYPE**	AREA L/W	AREA SQ. FT
11/20/95		211	34659							177/22	3894
		212	34659							177/22	3894
		213	34659							64/22	1408
		214	34655							109/22	2376
	2:15pm	215	34655							170/22	3740
	2:30pm	216	34655							136/22	2992
	2:35pm	① 874 Text	21735							34/10	340
	2:40pm	① 875 Text	21735							34/10	340
	2:50pm	① 876	19284							15/10	150
	3:00pm	① 877	19284							23/10	230

COMMENTS: ① Textured liner that was used to fill in gap. Calculate as smooth.

Total This Sheet	19,364
From Sheet #	527,316
Cumulative Total	546,680

* B - Bead, P - Patch, CS - Cap Strip

** V-Vacuum, S-Spark, AP-Air Pressure, VI-Visual, I-Impact, AL-Air Lance

CHK'D BY: [signature]

SIGNATURE: Daniel O'Connor

NYC Department of Environmental Protection

PANEL PLACEMENT LOG

PROJECT NAME: Pelham Bay Landfill

PROJECT NO.: 876-HP

DATE	TIME	PANEL #	ROLL #	SUBGR AP'D (Y/N)	DEFICIENCIES TYPE	DEFICIENCIES NUMBER	REPAIR METHOD*	REPAIR TEST Y/N	REPAIR TEST TYPE**	AREA L/W	AREA SQ. FT
11-22		217	34655							127/22	2,794
		218	↓							69/22	1,518
		219								72/22	1,584
		220	↓							90/74	1,870
		221	34667							37/22	814
		222	↓							45/22	990
		223	↓							44/22	968

COMMENTS:

Total This Sheet	10,538
From Sheet #	~~35,049~~ 546,0
Cumulative Total	~~45,587~~ 557,2

* B - Bead, P - Patch, CS - Cap Strip

** V-Vacuum, S-Spark, AP-Air Pressure, VI-Visual, I-Impact, AL-Air Lance

CHK'D BY: Paul Mills 320 & 200 SIGNATURE:

NYC Department of Environmental Protection **PANEL PLACEMENT LOG**

PROJECT NAME: Pelham Bay Landfill smooth PROJECT NO.: 876-HP

DATE	TIME	PANEL #	ROLL #	SUBGR AP'D (Y/N)	DEFICIENCIES TYPE	DEFICIENCIES NUMBER	REPAIR METHOD*	REPAIR TEST Y/N	REPAIR TEST TYPE**	AREA L/W	AREA ±SQ. FT
11/24/95	7:55	224	34667							87/22	1914
	8:10	225	34667							88/22	1936

COMMENTS:

Total This Sheet	3,850
From Sheet #	557,218
Cumulative Total	561,068

* B - Bead, P - Patch, CS - Cap Strip

** V-Vacuum, S-Spark, AP-Air Pressure, VI-Visual, I-Impact, AL-Air Lance

CHK'D BY: [signature] SIGNATURE: [signature]

smm\92c4087\consform\PANELLOG.XLS

B-2 HDPE Textured Geomembrane Placement Log

Sheet 1 of 115

NYC Department of Environmental Protection

PANEL PLACEMENT LOG

PROJECT NAME: Pelham Bay Landfill

PROJECT NO.: 876-HP

DATE	TIME	PANEL #	ROLL #	SUBGR AP'D (Y/N)	DEFICIENCIES TYPE	DEFICIENCIES NUMBER	REPAIR METHOD*	REPAIR TEST Y/N	REPAIR TEST TYPE**	AREA L/W	AREA ±SQ. FT
5/3/95	8:05	1	B04021163	Y						133/22	2,921
	8:34	2								129/22	2,838
	8:50	3								126/22	2,772
	9:15	4	D0303212A							120/22	2,640
	9:30	5								118/22	2,596
	10:15	6			CUT	3	B	Y	√	117/22	2,574
	10:48	7	C03032115							90/22	1,980
	11:05	8	C03032115	RM						25/22	550
	11:30	9								110/22	2,420
	12:51	10			CRIMPS	14	B	Y	√ PM	103/22	2,266
	1:25	11								102/22	2,244
	1:45	12	C03032111		CRIMPS	3	B	Y	√ PM	103/22	2,266
	2:00	13								110/22	2,420
	2:25	14								113/22	2,486

COMMENTS: NUMBERS FOR "L/W" COLUMN BELOW "AREA" ARE SHORTER THAN WHAT IS ACTUALLY PLACED. ONLY MEASURED TO END OF SHORTEST SEAM SINCE PANEL ABOVE WILL BE CONNECTED OVER ENDS, THUS THAT AREA WOULD BE DOUBLE COUNTED.

Total This Sheet	32,973
From Sheet #	—
Cumulative Total	32,973

* B - Bead, P - Patch, CS - Cap Strip

** V-Vacuum, S-Spark, AP-Air Pressure, VI-Visual, I-Impact, AL-Air Lance

CHK'D BY: [signature]

SIGNATURE: [signature]

smm\92c40\Conform\PANELLOG.XLS

PANELS LOGGED IN COMPUTE 5/12/95 EE

NYC Department of Environmental Protection

PANEL PLACEMENT LOG

PROJECT NAME: Pelham Bay Landfill

PROJECT NO.: 876-HP

DATE	TIME	PANEL #	ROLL #	SUBGR AP'D (Y/N)	DEFICIENCIES TYPE	DEFICIENCIES NUMBER	REPAIR METHOD*	REPAIR TEST Y/N	REPAIR TEST TYPE**	AREA L/W	AREA ±SQ. FT
5/3/95	2:46	15	C03032112	Y						116/22	2,552
	3:05	16	↓	↓	PUNCTURE	1	B	Y	V, PM	120/22	2,640
↓	3:27	17	↓	↓	CRIMP	1	B	Y (5/5)		119/22	2,618

COMMENTS: SEE COMMENT FROM SHEET #1

Total This Sheet	7,810
From Sheet # 1	32,973
Cumulative Total	46,783

* B - Bead, P - Patch, CS - Cap Strip

** V-Vacuum, S-Spark, AP-Air Pressure, VI-Visual, I-Impact, AL-Air Lance

CHK'D BY: [signature]

SIGNATURE: [signature]

PANELS LOGGED IN COMPUTER 5/12/95

Sheet 3 of 115

NYC Department of Environmental Protection

PANEL PLACEMENT LOG

PROJECT NAME: Pelham Bay Landfill

PROJECT NO.: 876-HP

DATE	TIME	PANEL #	ROLL #	SUBGR. AP'D (Y/N)	DEFICIENCIES TYPE	DEFICIENCIES NUMBER	REPAIR METHOD*	REPAIR TEST Y/N	REPAIR TEST TYPE**	AREA L/W	AREA ±SQ. FT
5/4/95	8:20	18	D03032117	Y	RIP+TEAR	1	CUT OFF	—	—	244/22	5,368
	9:00	19	03032120		CRIMP	1	B	Y	V	244/22	5,368
	9:30	20	04021598		*	1	C.S.	Y	V	244/22	5,368
	9:40	21	04021584							244/22	5,368
	11:18	22	04021601							243/22	5,346
	12:45	23	04021608							243/22	5,346
	1:30	24	07019237		HOLE/BUMP	1	P	Y	V	244/22	5,368
	1:36	25	04021597							248/22	5,456
	2:30	26	04021606		CREASE	1	B	Y	V	257/22	5,654
	3:00	27	04021607		MAJOR CRIMPS (CRIMPS)	27	B	Y	V	261/22	5,742

COMMENTS *AT 172', EW #14 NEEDS BOOT AND WELD
PANEL #27 WAS CAUGHT BY WIND. MUCH REPAIR NEEDED FOR CREASES.

Total This Sheet	54,384
From Sheet # 2	40,783
Cumulative Total	95,167

* B - Bead P - Patch, CS - Cap Strip

** V-Vacuum, S-Spark, AP-Air Pressure, VI-Visual, I-Impact, AL-Air Lance

CHK'D BY: P Marks

SIGNATURE: [signature]

PANELS LOGGED IN COMPUTER 5/12/95 [initials]

smm\92c 4 87 consform\PANELLOG.XLS

NYC Department of Environmental Protection

PANEL PLACEMENT LOG

PROJECT NAME: Pelham Bay Landfill

PROJECT NO.: 876-HP

DATE	TIME	PANEL #	ROLL #	SUBGR AP'D (Y/N)	DEFICIENCIES TYPE	DEFICIENCIES NUMBER	REPAIR METHOD*	REPAIR TEST Y/N	REPAIR TEST TYPE**	AREA L/W	AREA ±SQ. FT
5/8	7:30	P-28	04021538	YES	PINCH/CRIMP/TEAR	20±	BEAD/PATCH	Y	V	22 x 134	2948
5/8	8:30	P-29	04021607	YES	NONE	—				22 x 140	3080
5/8	9:00	P-30	04021597	YES	NONE	—				22 x 143	3146
5/8	9:10	P-31	04021537	YES	NONE	—	—			22 x 148	3256
5/8	10:00	P-32	04021601	YES	NONE	—	—			22 x 116 FT	2552
5/8	10:[illegible]	P-33	04021594	YES	NONE	—	—			22 x [illegible] FT	1804
5/8	10:55	P-34	04021594	YES	NONE	—	—			22 x 57 FT	1257
5/8	11:15	P-35	04021606	YES	NONE	—	—			22 x 34 FT	748
5/8	11:30	P-36	04021606	YES	NONE	—	—			22 x 57 FT	1254
5/8	11:45	P-37	04021606	YES	NONE	—	—			22 x 38 FT	836
5/8	12:45	P-38	03032170	YES	NONE	—	—			22 x 44 FT	968
5/8	1:00	P-39	03032170	YES	NONE	—	—			22 x 48 FT	1056
5/8	1:10	P-40	03032170	YES	NONE	—	—			22 x 28 FT	616
5/8	1:20	P-41	04021601	YES	NONE	—	—			22 x 24 FT	524

COMMENTS: 4 UNSURE OF [illegible]

Total This Sheet	24,050
From Sheet #	95167
Cumulative Total	119217

* B - Bead, P - Patch, CS - Cap Strip

** V-Vacuum, S-Spark, AP-Air Pressure, VI-Visual, I-Impact, AL-Air Lance

CHK'D BY [signature]

SIGNATURE: [signature]

smm\922c4087.consform\PANELLOG.XLS

PANELS LOGGED IN COMPUTER 5/12/95 RC

NYC Department of Environmental Protection — **PANEL PLACEMENT LOG**

PROJECT NAME: Pelham Bay Landfill — PROJECT NO.: 876-HP

DATE	TIME	PANEL #	ROLL #	SUBGR AP'D (Y/N)	DEFICIENCIES TYPE	DEFICIENCIES NUMBER	REPAIR METHOD*	REPAIR TEST Y/N	REPAIR TEST TYPE**	AREA L/W	AREA ±SQ. FT
5/8	2:50	P-43	04021614	YES	NONE	—				22'x263'	5786
5/8	2:50	P-44	03032114	YES	NONE	—				22'x262'	5764
5/8	1:40	P-42	04021601	YES	NONE	—				22'x49'	1078

COMMENTS

Total This Sheet	12,150
From Sheet # 4	119 217
Cumulative Total	131,847

* B - Bead, P - Patch, CS - Cap Strip

** V-Vacuum, S-Spark, AP-Air Pressure, VI-Visual, I-Impact, AL-Air Lance

CHK'D BY: [signature] SIGNATURE: [signature]

PANELS LOGGED IN COMPUTER 5/12/95 [signature]

NYC Department of Environmental Protection

PANEL PLACEMENT LOG

PROJECT NAME: Pelham Bay Landfill

PROJECT NO.: 876-HP

DATE	TIME	PANEL #	ROLL #	SUBGR. AP'D (Y/N)	DEFICIENCIES TYPE	DEFICIENCIES NUMBER	REPAIR METHOD*	REPAIR TEST Y/N	REPAIR TEST TYPE**	AREA L/W	AREA ±SQ. FT
05/09	7:[illegible]	P-45	03032119	YES	NONE	—				22x257	5654
05/09	8:00	P-46	07019218	YES	NONE	—				22x256	5632
05/09	8:15	P-47	03032126	YES	NONE	—				22x254	5588
05/09	8:50	P-48	03032125	YES	NONE	—				22x273	6006
05/09	10:30	P-49	07019281	YES	NONE	—				22x242	5324
05/09	11:45	P-50	07019217	YES	NONE					22x244	5368
05/09	12:50	P-51	07019227	YES	NONE	—				22x247	5434
05/09	1:20	P-52	03032098	YES	NONE	—				22x249	5478
05/09	1:40	P-53	03032095	YES	NONE	—				22x255	5610
05/09	2:30	P-54	07019289	YES	WIND CREAT	10±	BEAD	Y	V	22x248	5456

COMMENTS: 44/45 257' 47/48 259' 51/52 249'
45/46 254' 48/49 240' 52/53 248'
46/47 253' 49/50 240'
50/51 233' 53/54 248'

Total This Sheet	55,530
From Sheet #5	131 847
Cumulative Total	~~187,377~~ 187,377

* B - Bead, P - Patch, CS - Cap Strip

** V-Vacuum, S-Spark, AP-Air Pressure, VI-Visual, I-Impact, AL-Air Lance

CHK'D BY: [signature]

SIGNATURE: [signature]

PANEL LOGGED IN COMPUTER
5/12/95

smm92c4087\consform\PANELLOG.XLS

NYC Department of Environmental Protection

PANEL PLACEMENT LOG

PROJECT NAME: Pelham Bay Landfill

PROJECT NO.: 876-HP

DATE	TIME	PANEL #	ROLL #	SUBGR. AP'D (Y/N)	DEFICIENCIES TYPE	DEFICIENCIES NUMBER	REPAIR METHOD*	REPAIR TEST Y/N	REPAIR TEST TYPE**	AREA L/W	AREA ±SQ. FT
5/15/95	1:34 pm	55	304021615	Y	SUBGRADE	1	P	Y	V	267/22	5,874
	2:10	56	04021612	N	SUBGRADE	2 1 PUNCTURE 1 LARGE	P	Y	V	267/22	5,874
	2:40	57	07019226	Y						272/22	5,984
	3:00	58	04021639	Y	SUBGRADE	1	P	Y	V	272/22	5,984
	3:30	59	07019235	Y	~~SUBGRADE~~ ~~EQUIPMENT~~	1 ~~5~~	P	Y	V	273/22	6,006
	4:20	60	04021680	Y	CREASES EQUIPMENT	4 1	B	Y	V	265/22	5,830
	4:55	61	04021637	Y	CREASES FABRICATION	1 5	B	Y	V	265/22	5,830

COMMENTS:

Total This Sheet	41,382
From Sheet # 6	187,377
Cumulative Total	228,759

* B - Bead, P - Patch, CS - Cap Strip

** V-Vacuum, S-Spark, AP-Air Pressure, VI-Visual, I-Impact, AL-Air Lance

CHK'D BY: T Marks

SIGNATURE:

NYC Department of Environmental Protection

PANEL PLACEMENT LOG

PROJECT NAME: Pelham Bay Landfill

PROJECT NO.: 876-HP

DATE	TIME	PANEL #	ROLL #	SUBGR AP'D (Y/N)	DEFICIENCIES		REPAIR METHOD*	REPAIR TEST		AREA	
					TYPE	NUMBER		Y/N	TYPE**	L/W	±SQ. FT
5-16		62	21615							275/22	6050
		63	21618							273/22	6006
		64	21636							290/22	6380
		65	21617							297/22	6534
		66	21638							269/22	5918
		67	21623							265/22	5830
		68	21616							265/22	5830
		69	21640							271/22	5962
		70	21622							270/22	5940

COMMENTS: * Sheet initially lost

Total This Sheet	54,450
From Sheet # 7	228,159
Cumulative Total	283,209

* B - Bead, P - Patch, CS - Cap Strip

** V-Vacuum, S-Spark, AP-Air Pressure, VI-Visual, I-Impact, AI.-Air Lance

CHK'D BY: _____ SIGNATURE: Paul Mark

NYC Department of Environmental Protection

PANEL PLACEMENT LOG

PROJECT NAME: Pelham Bay Landfill

PROJECT NO.: 876-HP

DATE	TIME	PANEL #	ROLL #	SUBGR AP'D (Y/N)	DEFICIENCIES TYPE	DEFICIENCIES NUMBER	REPAIR METHOD*	REPAIR TEST Y/N	REPAIR TEST TYPE**	AREA L/W	AREA ±SQ. FT
5-17	8:30	71	21681	NO						210/22	4,620
5-17	8:50	72	21681	NO						200/22	4400
5-17	11:00	73	21619	NO						106/22	2332
	11:20	74	21619	NO						106/22	2332
	1:00	75	21619							106/22	2332
											16,016

* NOT UNDER PAY ITEM

COMMENTS

* BOTH BARGE & CRANE KNOW PART OF CONSTRUCTION HAS NOT BEEN COMPLETED. CONTRACTOR IS TO PROTECT SITE DRAINAGE FROM RAIN

73-75 V PLACEMENT TOMMORROW ASSEMBLED OUTSIDE TRENCH

Total This Sheet	~~16,016~~
From Sheet # 8	~~267,209~~
Cumulative Total	~~283,225~~ 283,209 PM

* B - Bead, P - Patch, CS - Cap Strip

** V-Vacuum, S-Spark, AP-Air Pressure, VI-Visual, I-Impact, AL-Air Lance

CHK'D BY: [signature]

SIGNATURE: [signature]

NYC Department of Environmental Protection

PANEL PLACEMENT LOG

PROJECT NAME: Pelham Bay Landfill

PROJECT NO.: 876-HP

DATE	TIME	PANEL #	ROLL #	SUBGR AP'D (Y/N)	DEFICIENCIES TYPE	DEFICIENCIES NUMBER	REPAIR METHOD*	REPAIR TEST Y/N	REPAIR TEST TYPE**	AREA L/W	AREA ±SQ. FT
5-18-95	10:40	76	04021600	Y	CRIMP	1	B	Y	V	187/22'	4,114
	11:00	77	↓							207/22	4,554
	12:50	78	04021610							(183) 171/22	3,762
	1:05	79	↓	↓	OK!			NOT GOOD		(178) 164/22	3,608
~~—~~	~~1:15~~	~~80~~	↓	~~WILL BE REMOVED~~						~~NOT GOOD~~	
	2:30	81	03032095	Y						(145) 132/22	2,904
	2:45	82	07019289							(134) 119/22	2,783
	3:00	83	07019287							(105) 100/22	2,299
	3:15	84	07019281							(100) 65/22	1,815
	3:25	85	07019281							(65) 23/22	968
	3:30	86	04021610							½(22)(23)	253

COMMENTS:

P. 79 WAS NOT CONNECTED TO ANCHOR TRENCH. WWC (SAID) ALLOWED ALL PANELS TO BE CONNECTED TO P. 79 EVEN THOUGH NOT FROM ANCHOR TRENCH TO ANCHOR TRENCH. P-80 WAS REMOVED

Total This Sheet	27060
From Sheet # 9	283,209 ~~297,641~~
Cumulative Total	~~324,701~~ 310,269

* B - Bead, P - Patch, CS - Cap Strip

** V-Vacuum, S-Spark, AP-Air Pressure, VI-Visual, I-Impact, AL-Air Lance

CHK'D BY: [signature]

SIGNATURE: [signature]

NYC Department of Environmental Protection — **PANEL PLACEMENT LOG**

PROJECT NAME: Pelham Bay Landfill — PROJECT NO.: 876-HP

DATE	TIME	PANEL #	ROLL #	SUBGR. AP'D (Y/N)	DEFICIENCIES TYPE	DEFICIENCIES NUMBER	REPAIR METHOD*	REPAIR TEST Y/N	REPAIR TEST TYPE**	AREA L/W	AREA ±SQ. FT
5-22-95	8:00	87	07019245	Y	SUBGRADE	1	NOT NEEDED DC			183/22	4,026
	8:10	88	↓		SUBGRADE	4	P	Y	V	179/22	3,938
	8:30	89	04021632		SUBGRADE TEAR	1 1	B	Y	V	173/22	3,146
	8:40	90	↓		—	—				162/22	3,564
	9:00	91	07019251		SUBGRADE	~~2~~ 3	P	Y	V	155/22	3,410
	9:50	92	↓		SUBGRADE CRIMP/[illegible]	3 5	B	Y	V	146/22	3,212
	10:20	93	07019322		~~SUBGRADE~~	~~3~~ 2 ~~5~~	B	Y	V	146/22	3,212
	10:40	94	↓		SUBGRADE CRIMP	~~4~~ 5 1	B	Y	V	143/22	3,146
	11:20	95	07019248		—	—				125/22	2,750
	11:40	96	↓		SUBGRADE	3	P	Y	V	97/22	2,134
	1:05	97	↓		SUBGRADE	3	P	Y	V	62/22	1,364
	1:20	98	07019232		SUBGRADE	5	P	Y	V	101/22	2,222
	1:40	99	07019248		SUBGRADE	~~4~~ 6	P	Y	V	40/22	880
↓	1:52	100	07019232	↓	SUBGRADE	1	NOT NEEDED DC			153/22	3,366

COMMENTS: PATCH MUST BE MADE FOR INTERSECTION OF 95, 96 AND 98

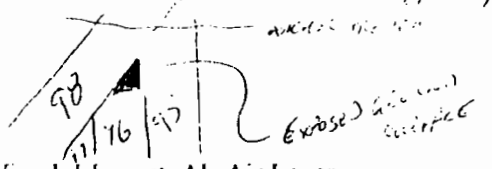

Total This Sheet	40370
From Sheet #10	310,269 ~~324,70~~
Cumulative Total	~~365,071~~ 350,639

* B - Bead, P - Patch, CS - Cap Strip

** V-Vacuum, S-Spark, AP-Air Pressure, VI-Visual, I-Impact, AL-Air Lance

CHK'D BY: [signature] SIGNATURE: [signature]

NYC Department of Environmental Protection — **PANEL PLACEMENT LOG**

PROJECT NAME: Pelham Bay Landfill — PROJECT NO.: 876-HP

DATE	TIME	PANEL #	ROLL #	SUBGR AP'D (Y/N)	DEFICIENCIES TYPE	DEFICIENCIES NUMBER	REPAIR METHOD*	REPAIR TEST Y/N	REPAIR TEST TYPE**	AREA L/W	AREA SQ. FT
5-22-95	2:15	101	07019225	Y	SLIP	1	B	Y	V	145/22	3,190
	2:40	102			SUBGRADE	1	P	Y	V	169/22	~~3~~ B,173
	2:51	103			SUBGRADE	~~2~~ 3	P	Y	V	77/20	770
	3:07	104			—	—				20/3	60
	4:10	105	07019234		—	—				169/22	B,173
	4:30	106			—	—				167/22	3,674
	4:45	107	07019250		SUBGRADE	2	P	Y	V	168/22	3,696
	4:58	108			—	—				168/22	3,696

COMMENTS:

Total This Sheet	21,432
From Sheet # 11	350,639
Cumulative Total	~~366,503~~ 372,071

* B - Bead, P - Patch, CS - Cap Strip

** V-Vacuum, S-Spark, AP-Air Pressure, VI-Visual, I-Impact, AL-Air Lance

CHK'D BY: Paul Mohr — SIGNATURE: [signature]

NYC Department of Environmental Protection

PANEL PLACEMENT LOG

PROJECT NAME: Pelham Bay Landfill

PROJECT NO.: 876-HP

DATE	TIME	PANEL #	ROLL #	SUBGR. AP'D (Y/N)	DEFICIENCIES TYPE	DEFICIENCIES NUMBER	REPAIR METHOD*	REPAIR TEST Y/N	REPAIR TEST TYPE**	AREA L/W	AREA ±SQ. FT
5-23-95	8:10	109	04021627	Y	SUBGRADE	1	P	Y	V	175/22	3,806
	8:25	110	↓		—	—				175/22	3,850
	8:40	111	04021646		—					181/22	3,982
	8:57	112	↓		SUBGRADE	1	P	Y	V	179/22	3,938
	10:18	113	04021628		SUBGRADE	3	P	Y	V	177/22	3,894
	10:40	114	↓		—	—				175/22	3,850
	10:55	115	04021602		SUBGRADE	3	P	Y	V	178/22	3,916
	11:06	116	↓		SUBGRADE	2	P	Y	V	173/22	3,806
	2:35	117	03032132		PUNCTURE	5	P	Y	V	~170/22	3,740
	3:00	118	↓		—	—				111 33 186	2,717
	3:20	119	? 32125	Old Roll	—	—				87 33 111	2,178
	3:30	120	07019227		SUBGRADE	1	P	Y	V	63 33 87	1,700
	3:45	121	↓		CRIMPS	4	B	Y	V	37 33 63	1,100
	4:00	122	~~[illegible]~~		CRIMPS	3	B	Y	V	8 33 37	495

COMMENTS:

TOP LEFT PORTION OF P 117 IS IN GARBAGE.

Total This Sheet	42,972
From Sheet #12	372,071 ~~386,505~~
Cumulative Total	~~429,475~~ 415,043

N 03032141
03032130
04021545
07019421

1629

* B - Bead P - Patch, CS - Cap Strip

** V-Vacuum, S-Spark, AP-Air Pressure, VI-Visual, I-Impact, AL-Air Lance

CHK'D BY: [signature]

SIGNATURE: [signature]

smm92c4/87 consform\PANELLOG XLS

NYC Department of Environmental Protection

PANEL PLACEMENT LOG

PROJECT NAME: Pelham Bay Landfill

PROJECT NO.: 876-HP

DATE	TIME	PANEL #	ROLL #	SUBGR AP'D (Y/N)	DEFICIENCIES TYPE	DEFICIENCIES NUMBER	REPAIR METHOD*	REPAIR TEST Y/N	REPAIR TEST TYPE**	AREA L/W	AREA ±SQ. FT
5-23-95	4:20	~~03-31-126~~ 123	03-32126	Y	SUBGRADE CRIMP	3, 1	B	Y	V	33 / 182	3,740

COMMENTS:

Total This Sheet	3,740
From Sheet # 13	~~425,475~~ 415,643
Cumulative Total	~~433,215~~ 418,783

* B - Bead, P - Patch, CS - Cap Strip

** V-Vacuum, S-Spark, AP-Air Pressure, VI-Visual, I-Impact, AL-Air Lance

CHK'D BY: P Marks

SIGNATURE: Pat Gilt

NYC Department of Environmental Protection

PANEL PLACEMENT LOG

PROJECT NAME: Pelham Bay Landfill

PROJECT NO.: 876-HP

DATE	TIME	PANEL #	ROLL #	SUBGR AP'D (Y/N)	DEFICIENCIES TYPE	DEFICIENCIES NUMBER	REPAIR METHOD*	REPAIR TEST Y/N	REPAIR TEST TYPE**	AREA L/W	AREA ±SQ. FT
5-24	7:20	124	07019324	Y						170/22	3,740
	7:50	125	↓		NO		ALL			187/22	4,114
	8:20	126	07019223					CHECKED		190/22	4,180
	8:50	127	↓		RECORDED		VISUALLY			191/22	4,202
	9:20	128	03032130						AND	191/22	4,202
	10:00	129	↓		MARKED					190/22	4,180
	10:30	130	? 21624				ACCEPTED		BY	190/22	4,180
	11:00	131	↓		ON					199/22	4,378
	11:25	132	07019277		SEAMS		DAN			204/22	4488
	11:50	133	↓		PANELS		CREIGHTON			ON NEXT SHEET	

COMMENTS:

Total This Sheet	37,664
From Sheet #14	418,783 ~~424,175~~
Cumulative Total	~~461,139~~ 456,447

* B - Bead, P - Patch, CS - Cap Strip

** V-Vacuum, S-Spark, AP-Air Pressure, VI-Visual, I-Impact, AL-Air Lance

CHK'D BY: Paul Mork

SIGNATURE:

NYC Department of Environmental Protection

PANEL PLACEMENT LOG

PROJECT NAME: Pelham Bay Landfill 122 19277

PROJECT NO.: 876-HP

DATE	TIME	PANEL #	ROLL #	SUBGR. AP'D (Y/N)	DEFICIENCIES TYPE	DEFICIENCIES NUMBER	REPAIR METHOD*	REPAIR TEST Y/N	REPAIR TEST TYPE**	AREA L/W	AREA ±SQ. FT
5-24-95	1:00	133	07019277							210/22	4,620
	1:20	134	030 32144		WRINKLES SUBGRADE	++++ 1	B P	Y Y	V V	212/22	4,664
	1:40	135	04021595							219/22	4,818
	2:00	136	03032130							219/22	4,818
	2:30	137	07019420							221/22	4,862
	2:55	138	07019419							222/22	4,884
	3:30	139	03032349		WRINKLES	++++	B	Y	V	220/22	4,840
	3:50	140	07019244							220/22	4,840
	4:20	141	07019243							221/22	4,862
	4:55	142	07019247		SUBGRADE	+++	P	Y	V	227/22	4,994
	5:20	143	04021589							225/22	4950
		144	07019252								

Total This Sheet	53086
From Sheet # 15	456,477 ~~467,131~~
Cumulative Total	~~520226~~ 509,563

COMMENTS:

* B - Bead, P - Patch, CS - Cap Strip

** V-Vacuum, S-Spark, AP-Air Pressure, VI-Visual, I-Impact, AL-Air Lance

logged in 5/30

CHK'D BY: _____ SIGNATURE: _____

NYC Department of Environmental Protection

PANEL PLACEMENT LOG

PROJECT NAME: Pelham Bay Landfill

PROJECT NO.: 876-HP

DATE	TIME	PANEL #	ROLL #	SUBGR. AP'D (Y/N)	DEFICIENCIES TYPE	DEFICIENCIES NUMBER	REPAIR METHOD*	REPAIR TEST Y/N	REPAIR TEST TYPE**	AREA L/W	AREA ±SQ. FT
5/25/95	8:00	144	04021589	Y	CRIMP	1	B	Y	V 400	PLACED	
	8:20	145	07019243		CRIMP	2	B	Y	V 400		
	10:00	146	07019224 ~~040 21684~~		TEAR	1	B	Y	V 257	IN STORMWATER	
	10:30	147	04021616		—	—			257		
	1:20	148	07019250						158	DRAINAGE	
	1:30	149	07019248						108		
	1:45	150	07019234						506	TRENCH.	
									16,324		

COMMENTS

DIMENSIONAL STABILITY, ETC TESTS A04021627 TEXT
C01034637 SMOOTH

Total This Sheet	
From Sheet #	
Cumulative Total	

* B - Bead, P - Patch, CS - Cap Strip

** V-Vacuum, S-Spark, AP-Air Pressure, VI-Visual, I-Impact, AL-Air Lance

150 148 149

CHK'D BY: [signature]

SIGNATURE: [signature]

smm\92c4087\consform\PANELLOG.XLS

NYC Department of Environmental Protection

PANEL PLACEMENT LOG

PROJECT NAME: Pelham Bay Landfill

PROJECT NO.: 876 HP

DATE	TIME	PANEL #	ROLL #	SUBGR. AP'D (Y/N)	DEFICIENCIES TYPE	DEFICIENCIES NUMBER	REPAIR METHOD*	REPAIR TEST Y/N	REPAIR TEST TYPE**	AREA L/W	AREA SQ. FT
5/30/95	8:20	151	070A252	Y						174/22	3,828
	8:50	152	34021629		WELL CUT SCIATIC	1 2	P B	Y Y	V V	182/22	4,004
	9:15	153	32130							184/22	4,048
	10:30	154	21595		WOOD CRIMPS	45	B	Y	V	185/22	4,070
	10:50	155	070A9247							188/22	4,136
	11:15	156	19244							189/22	4,136
	1:00	157	34021629							229/22	5,016
	1:15	158	070A252		SUBGRADE	1	P	Y	V	230/22	5,060
	1:50	159	03032131		PUNCTURE	12	P, B	Y	V	230/22	5,060
V	2:40	160	070A2579	V						229/22	5,038
			~~34021629~~								

COMMENTS

Total This Sheet	44,396
From Sheet #16	~~507,139~~ 509,532
Cumulative Total	~~551,535~~ ~~551,928~~ 553,929

* B - Bead, P - Patch, CS - Cap Strip

** V-Vacuum, S-Spark, AP-Air Pressure, VI-Visual, I-Impact, AL-Air Lance

CHK'D BY: [signature]

SIGNATURE: [signature]

C Department of Environmental Protection

PANEL PLACEMENT LOG

PROJECT NAME: Pelham Bay Landfill

PROJECT NO.: 876-HP

DATE	TIME	PANEL #	ROLL #	SUBGR AP'D (Y/N)	DEFICIENCIES TYPE	DEFICIENCIES NUMBER	REPAIR METHOD*	REPAIR TEST Y/N	REPAIR TEST TYPE**	AREA L/W	AREA ±SQ. FT
6-1-95	7:55	161	03032347	Y	SUBGRADE	7	P	Y	V	185/22	4 [illegible]70
	8:00	162	03032131		—					184/22	4 048
	8:10	163	21577		—					184/22	4 048
	8:30	164	19419		SUBGRADE	2	P	Y	V	188/22	[illegible]
	8:40	165	32144		—					192/22	4 224
	9:00	166	07019420		[illegible]	2	P	Y	V	192/22	4 224
	9:10	167	04021588		—					192/22	4 224
	[illegible]:30	168	0701942[illegible]		—					194/22	4 [illegible]68
	[illegible]:45	169	0701[illegible]		[illegible]	1	P	Y	V	190/22	4 180
	1[illegible]:05	170	[illegible]21621		[illegible]	10	B	Y	V	190/22	4 180
	1:00	171	04021621		[illegible]	1	P	Y	V	[illegible]	4 [illegible]
	1:30	172	03032[illegible]3		[illegible]	1	P	Y	V	198/22	4 356
	1:50	173	03032[illegible]		—					198/22	[illegible]
	[illegible]:10	174	03032[illegible]	✓						198/22	4 [illegible]

COMMENTS

Total This Sheet	58,982
From Sheet # 18	~~[illegible]~~ 553,929
Cumulative Total	~~589,305~~ DC

~~570,517~~
~~623,603~~
612,911
PM

* B - Bead, P - Patch, CS - Cap Strip

** V-Vacuum, S-Spark, AP-Air Pressure, VI-Visual, I-Impact, AL-Air Lance

CHK'D BY: P Mack

SIGNATURE: [signature]

NYC Department of Environmental Protection

PANEL PLACEMENT LOG

PROJECT NAME: Pelham Bay Landfill

PROJECT NO.: 876-HP

DATE	TIME	PANEL #	ROLL #	SUBGR. AP'D (Y/N)	DEFICIENCIES TYPE	DEFICIENCIES NUMBER	REPAIR METHOD*	REPAIR TEST Y/N	REPAIR TEST TYPE**	AREA L/W	AREA ±SQ. FT
6/15	2 30	175	[illegible]	Y	[illegible]	1	P	Y	V	204/[illegible]	4,4[illegible]
	3 15	176	0701[illegible]							213/[illegible]	4,196
	3 40	177	215[illegible]		[illegible]	1	P	Y	V	216/2[illegible]	[illegible]
	4 15	178	070[illegible]		[illegible]	1	P	Y	V	216/[illegible]	[illegible]
	~~4 31~~	~~178~~					[illegible]	[illegible]			

COMMENTS

Total Tuesday 58,[illegible]
[illegible]
77,7[illegible]

Total This Sheet	[illegible]
From Sheet #19	~~58,623,643~~ 612,911
Cumulative Total	~~589,305~~ ~~642,291~~ 631,699 Pm

* B - Bead, P - Patch, CS - Cap Strip

** V-Vacuum, S-Spark, AP-Air Pressure, VI-Visual, I-Impact, AL-Air Lance

CHK'D BY: P Mark

SIGNATURE: [signature]

smm\92c4087\consform\PANELLOG.XLS

NYC Department of Environmental Protection

PANEL PLACEMENT LOG

PROJECT NAME: Pelham Bay Landfill

PROJECT NO.: 876-HP

DATE	TIME	PANEL #	ROLL #	SUBGR AP'D (Y/N)	DEFICIENCIES TYPE	DEFICIENCIES NUMBER	REPAIR METHOD*	REPAIR TEST Y/N	REPAIR TEST TYPE**	AREA L/W	AREA ±SQ. FT
6-2-95	7 30	~~19430~~ 179	77 19430	Y	—	—				210/22	4,620
"	8 15	180	40 21587		—	—				223/22	4,906
"	8 30	181	40 21585		[illegible]	1, 2	B B P	Y Y Y	V V V	223/22	4,906
"	9 00	182	71 19339		—					220/22	4,840
"	9 10	183	71 19340		[illegible]	2	P	Y	V	220/22	4,840
	10 15	184	[illegible] 7		[illegible]	2	P	Y	V	227/22	4,994
	10 39	185	[illegible] 6		[illegible]	2 1	P P	Y Y	V V	230/22	5,060
	11 06	186	42[illegible]		—	—				230/22	5,060

COMMENTS

Total This Sheet	39,226
From Sheet #20	~~[illegible]~~ 391 ~~[illegible]~~ 631,695
Cumulative Total	~~628,531~~ ~~631,617~~ 670,925

* B - Bead P - Patch, CS - Cap Strip

** V-Vacuum S-Spark, AP-Air Pressure, VI-Visual I-Impact, AL-Air Lance

CHK'D BY: [signature]

SIGNATURE: [signature]

NYC Department of Environmental Protection

PANEL PLACEMENT LOG

PROJECT NAME: Pelham Bay Landfill

PROJECT NO 876-HP

DATE	TIME	PANEL #	ROLL #	SUBGR AP'D (Y/N)	DEFICIENCIES TYPE	DEFICIENCIES NUMBER	REPAIR METHOD*	REPAIR TEST Y/N	REPAIR TEST TYPE**	AREA L/W	AREA ±SQ. FT
6/7/15	8:15	187	21582	Y	—	—				214/22	4,708
	8:20	188	↓		—	—				208/22	4576
	8:45	189	21578		SLICES BURNOUT	2 1	B	Y	PM	217/22	4774 ~~2,574~~
	9:00	190	↓		PUNCTURE	2	B	Y	V	220/22	4840 ~~2,640~~
	10:20	191	[illegible]		PUNCTURE	1	B	Y	V	226/22	4,972
	11:00	192	07M1436		—	—				228/22	5,016
	12:50	193	19230		SUBGRADE	1	P	Y	V	236/22	5,192
	1:20	194	19231		EW-13	1	P	Y	V	238/22	5,236

COMMENTS

Total This Sheet	39314
From Sheet #20	~~[illegible]~~ ~~589,305~~ 670,92[illegible]
Cumulative Total	~~[illegible]~~ ~~716,531~~ ~~705,839~~ 710,239

* B - Bead, P - Patch, CS - Cap Strip

** V-Vacuum, S-Spark, AP-Air Pressure, VI-Visual, I-Impact, AL-Air Lance

CHK'D BY [signature]

SIGNATURE [signature]

NYC Department of Environmental Protection

PANEL PLACEMENT LOG

PROJECT NAME: Pelham Bay Landfill

PROJECT NO.: 876-HP

DATE	TIME	PANEL #	ROLL #	SUBGR. AP'D (Y/N)	DEFICIENCIES TYPE	DEFICIENCIES NUMBER	REPAIR METHOD*	REPAIR TEST Y/N	REPAIR TEST TYPE**	AREA L/W	AREA ±SQ. FT
6-8	7:45	195	19398	Y						214/22	6,468
	8:00	196	19231							163	3,256
	8:30	197	21728							220	4,543
	8:35	198	↓		—					[illegible]	3,916
	9:00	199	19230							[illegible]	2,618
	10:10	200	19231		SUBGRADE	1	P	Y	V		2,004
	10:20	201	↓		—					11	1,375
	10:40	202	19230		—						638
	10:45	203	19231		—					2	220
	1:00	204	19415		CRIMP	1	B	Y	V	/22	5,456
	1:35	205	[illegible]414		PATCH	1	P	Y	V		5,346
	2:30	206	724		—					/22	7,260
	3:00	207	19400								4,961
		~~208~~	~~[illegible]~~								

COMMENTS

Total This Sheet	48 061
From Sheet # 22	~~624,219~~
Cumulative Total	~~672,286~~ 710,23

~~764,592~~ 758,300 ~~752,900~~

Am

* B - Bead, P - Patch, CS - Cap Strip

** V-Vacuum, S-Spark, AP-Air Pressure, VI-Visual, I-Impact, AL-Air Lance

CHK'D BY [signature]

SIGNATURE [signature]

NYC Department of Environmental Protection — PANEL PLACEMENT LOG

PROJECT NAME: Pelham Bay Landfill — PROJECT NO.: 876-HP

DATE	TIME	PANEL #	ROLL #	SUBGR AP'D (Y/N)	DEFICIENCIES TYPE	DEFICIENCIES NUMBER	REPAIR METHOD*	REPAIR TEST Y/N	REPAIR TEST TYPE**	AREA L/W	AREA ±SQ. FT
6/9/95	7:45	208	19413	Y	CRIMP	2	B	Y	V	100 × 217	4,455
	8:00	209	↓		—					163 × 185	3,861
	8:10	210	19415		SUBGRADE	+	P	Y	V	114 × 132	2,772
	8:30	211	19340		CRIMP	1	B	Y	V	92 × 114	2,260
	8:50	212	21592		—					65 × 92	1,727
	9:05	213	19398		—					41 × 65	1,166
	9:10	214	21592		—					17 × 41	638
	9:15	215	19340		—					22 × 17	187
	9:20	216	21592		—					218/22	4,796
	1:25	217	19387		—					218/22	4,796
	1:55	218	21722		—					218/22	4,796
	2:10	219	19341		HOLES	4	P, B	Y	V	218/22	4,796
	2:35	220	21585		—					218/22	4,796
↓	3:15	221	21716	↓	—					218/22	4,796

COMMENTS

Total This Sheet	45,848
From Sheet #23	758,352
Cumulative Total	804,200

* B - Bead, P - Patch, CS - Cap Strip

** V-Vacuum, S-Spark, AP-Air Pressure, VI-Visual / Impact, AL-Air Lance

CHK'D BY: [signature] SIGNATURE [signature]

Sheet 25 of 115

NYC Department of Environmental Protection

PANEL PLACEMENT LOG

PROJECT NAME: Pelham Bay Landfill

PROJECT NO.: 876-HP

DATE	TIME	PANEL #	ROLL #	SUBGR. AP'D (Y/N)	DEFICIENCIES TYPE	DEFICIENCIES NUMBER	REPAIR METHOD*	REPAIR TEST Y/N	REPAIR TEST TYPE**	AREA L/W	AREA ±SQ. FT
6/9/95	3:25	222	21590	Y	PUNCTURE	1	P	Y	V	218/22	4,796
↓	3:50	223	19432	↓	—	—				218/22	4,796
↓	4:20	224	21725	↓	—	—				218/22	4,796

COMMENTS:

Total This Sheet	14,388
From Sheet #24	~~718,120~~ → 804,14
Cumulative Total	~~732,516~~ ~~834,688~~ PM ~~814,136~~ 818,536

* B - Bead, P - Patch, CS - Cap Strip

** V-Vacuum, S-Spark, AP-Air Pressure, VI-Visual, I-Impact, AL-Air Lance

CHK'D BY: [signature]

SIGNATURE: [signature]

smm\92c4087\consform\PANELLOG.XLS

233
70
3

NYC Department of Environmental Protection

PANEL PLACEMENT LOG

PROJECT NAME: Pelham Bay Landfill

PROJECT NO.: 876-HP

DATE	TIME	PANEL #	ROLL #	SUBGR. AP'D (Y/N)	DEFICIENCIES TYPE	DEFICIENCIES NUMBER	REPAIR METHOD*	REPAIR TEST Y/N	REPAIR TEST TYPE**	AREA L/W	AREA ±SQ. FT
6/16/95	1:00	225	19258	Y	—	—	—	—	—	222/22	4,884
	1:15	226	19410		SUBGRADE HANDLING	1 2	P B	Y Y	V V	224/22	4,928
	1:30	227	21596		—	—	—	—	—	226/22	4,972
	2:00	228	19433		HANDLING	1	B	Y	V	228/22	5,016
	2:20	229	19338		—	—	—	—	—	230/22	5,060
	2:50	230	19229		—	—	—	—	—	232/22	5,104
	3:00	231	21582		—	—	—	—	—	234/22	5,148

COMMENTS

Total This Sheet	35,112
From Sheet #25	~~824,828~~ ~~798,576~~ 818,5
Cumulative Total	~~814,436~~ ~~762,528~~ ~~859,940~~ ~~849,248~~ 853,648

* B - Bead, P - Patch, CS - Cap Strip

** V Vacuum, S-Spark, AP-Air Pressure, VI-Visual, I Impact, AL-Air Lance

CHK'D BY: [signature]

SIGNATURE: [signature]

smn 1087\conform\PANELLOG.XLS

NYC Department of Environmental Protection

PANEL PLACEMENT LOG

PROJECT NAME: Pelham Bay Landfill

PROJECT NO.: 876-HP

DATE	TIME	PANEL #	ROLL #	SUBGR AP'D (Y/N)	DEFICIENCIES TYPE	DEFICIENCIES NUMBER	REPAIR METHOD*	REPAIR TEST Y/N	REPAIR TEST TYPE**	AREA L/W	AREA ±SQ. FT
6/19	8:05	232	32352	Y	Subgrade	2	P	Y	V	280 209/22	6160
	8:30	233	19359	Y	–	–				209/22	4598
	8:45	234	19359		–	–				189/22	4158
	8:55	235	21587		–	–				170/22	3740
	9:55	236	19431		–	–				148/22	3256
	10:20	237	19431		–	–				18/22	396
	10:45	238	19414		Subgrade	1	P	Y	V	124/22	2728
	1:00pm	239	19400		–	–				100/22	2200
	1:20	240	19400		–	–				47/22	1039
	1:35	241	21680		Subgrade	1	P	Y	V	73/22	1606

COMMENTS:

Total This Sheet	29,876
From Sheet # 26	~~853,648~~ 853,648
Cumulative Total	~~883,524~~ 883,524

* B - Bead, P - Patch, CS - Cap Strip

** V-Vacuum, S-Spark, AP-Air Pressure, VI-Visual, I-Impact, AL-Air Lance

CHK'D BY: [signature]

SIGNATURE: [signature]

NYC Department of Environmental Protection

PANEL PLACEMENT LOG

PROJECT NAME: Pelham Bay Landfill

PROJECT NO.: 876-HP

DATE	TIME	~~PANEL~~ Roll #	~~ROLL~~ Panel #	SUBGR AP'D (Y/N)	DEFICIENCIES TYPE	DEFICIENCIES NUMBER	REPAIR METHOD*	REPAIR TEST Y/N	REPAIR TEST TYPE**	AREA L/W	AREA SQ. FT
6-21-95	7 15	19314	242	Y						171/22	3762
	8:25	19314	243							177/22	3894
	8:45	19311	244							177 ~~175~~/22	3894
	9:05	19311	245							184 ~~178~~/22	4048
	10:25	19310	246							184 ~~180~~/22	4048
	10:45	19310	247							~~179~~ 188/22	4136
	11:00	19313	248							~~180~~ 191/22	4202
	11:25	19313	249							191/22	4202
	1:10	19316	250							191/22	4202
	1:25	19316	251							191/22	4202
	1:40	21690	252							188/22	4136
	2:00	21690	253							188/22	4136
	2:30	19315	254							188/22	4136
	2:45	19315	255							188/22	4136

COMMENTS

Total This Sheet	57134
From Sheet #27	~~839,876~~ ~~797,504~~
Cumulative Total	~~[illegible]~~ ~~854,638~~ ~~946,950~~ ~~936,258~~ 940,658

883

* B - Bead, P - Patch, CS - Cap Strip

** V-Vacuum, S-Spark, AP-Air Pressure, VI-Visual, I-Impact, AL-Air Lance

CHK'D BY: [signature]

SIGNATURE: Dinesh Baine

NYC Department of Environmental Protection

PANEL PLACEMENT

PROJECT NAME Pelham Bay Landfill

PROJECT NO.: 876-HP

DATE	TIME	PANEL #	ROLL #	SUBGR. AP'D (Y/N)	DEFICIENCIES TYPE	DEFICIENCIES NUMBER	REPAIR METHOD*	REPAIR TEST Y/N	REPAIR TEST TYPE**	AREA L/W	AREA SQ. FT
6/21	3:45	~~19416~~ 256	19416	Y						188/22	4136
↓	4:00	257	19416	↓						188/22	4136

COMMENTS

Total This Sheet	8272
From Sheet #28	~~854,638~~ 940
Cumulative Total	~~862,910~~
	~~[illegible]~~
	~~[illegible]~~ 948,930

* B - Bead, P - Patch, CS - Cap Strip

** V-Vacuum, S-Spark, AP-Air Pressure, VI-Visual, I-Impact, AL-Air Lance

CHK'D BY [signature]

SIGNATURE Dinesh Baile.

NYC Department of Environmental Protection — PANEL PLACEMENT LOG

PROJECT NAME: Pelham Bay Landfill — PROJECT NO.: 876-HP

DATE	TIME	PANEL #	ROLL #	SUBGR AP'D (Y/N)	DEFICIENCIES TYPE	DEFICIENCIES NUMBER	REPAIR METHOD*	REPAIR TEST Y/N	REPAIR TEST TYPE**	AREA L/W	AREA ±SQ. FT
6-28	7[45]	258	21677	Y						216/22	4,752
	8[30]	259	21677	Y						206/22	4,532
	8[20]	260	21709	Y						220/22	4,840
	8[30]	261	19418	Y						222/22	4,884
	8:50	262	32104	Y						239/22	5,258
	10:00	263	32103	Y						271/22	5962
	10:25	264	32133	Y						271/22	5962
	11[00]	265	32102	Y						239 216	4939
	1[PM]	266	21580	Y						167 2K	4213
	1[15]	267	21580	Y						25 167	3212
	2[00]	268	~~21580~~	Y						37 80	1287
	2[15]	269	32102	Y						20 125	2255
	2[15]	270	21581							1 35 22	385
	2[30]	271	21581					279 236		236/22	5165

COMMENTS

Total This Sheet	58,696
From Sheet #29	948,930
Cumulative Total	~~906,503~~ 1,007,626

* B - Bead, P - Patch, CS - Cap Strip

** V-Vacuum, S-Spark, AP-Air Pressure, VI-Visual, I-Impact, AL-Air Lance

CHK'D BY: [signature] SIGNATURE: [signature]

NYC Department of Environmental Protection

PANEL PLACEMENT LOG

PROJECT NAME: Pelham Bay Landfill

PROJECT NO.: 876-HP

DATE	TIME	PANEL #	ROLL #	SUBGR. AP'D (Y/N)	DEFICIENCIES TYPE	DEFICIENCIES NUMBER	REPAIR METHOD*	REPAIR TEST Y/N	REPAIR TEST TYPE**	AREA L/W	AREA ±SQ. FT
		~~32345~~ 272	~~32345~~							57 ~~[illegible]~~	~~627~~
6-28	2:30	272	32345						23[illegible]	236 187	4,653
6-28	3:00	273	32345							187 155	3762
6-28	3:30	274	32345							57	627
"	4:00	275	32102							155 110	2915
	4:30	276	32102							110 57	1837

COMMENTS

Total This Sheet	13,794
From Sheet #30	1,007,076
Cumulative Total	~~1,020,597~~ 1,020,870

* B - Bead, P - Patch, CS - Cap Strip

** V-Vacuum, S-Spark, AP-Air Pressure, VI-Visual, I-Impact, AL-Air Lance

CHK'D BY [signature]

SIGNATURE: [signature]

NYC Department of Environmental Protection

PANEL PLACEMENT LOG

PROJECT NAME Pelham Bay Landfill

PROJECT NO.: 876-HP

DATE	TIME	PANEL #	ROLL #	SUBGR AP'D (Y/N)	DEFICIENCIES TYPE	DEFICIENCIES NUMBER	REPAIR METHOD*	REPAIR TEST Y/N	REPAIR TEST TYPE**	AREA L/W	AREA SQ. FT
6-29-95	8:00	277 *	19413	Y	-	-	-	-	-	185'/22'	4,070
6-29-95	10:10	278 *	21725	Y	-	-	-	-	-	185'/22'	4,070
6-29-95	1:45	279 *	32103	Y	-	-	-	-	-	109'/22	2,398
6-29-95	1:50	280 *	21581	Y	-	-	-	-	-	109'/22	2,398
	3:00	281 *	19310	Y	-	-	-	-	-	PATCH WORK OF VARIOUS SCRAP PIECES ALL SEAMS AIR TESTED AND APPROVED	
		282 *	32102	Y	-	-	-	-	-		
		283 *	32103	Y	-	-	-	-	-		
		284 *	32103	Y	-	-	-	-	-		
		285 *	32102	Y	-	-	-	-	-		
	4:20	286 *	19319	Y	-	-	-	-	-	TOTAL 1100 SQFT + 1962 SQFT = 2062	

COMMENTS * PANELS ARE FOR BOTTOM OF 24" STORMWATER PIPE (SP1 & SP2) NOT INCLUDED IN PAY ITEM 79, INCLUDED IN ITEM 70 (24" CORR HDPE PIPE)
SQUARE FEET IN PATCH WORK AREA APPROXIMATE
SEE "AS BUILT" FOR LAYOUT.

Total This Sheet	14,998
From Sheet #	
Cumulative Total	

* B - Bead P - Patch, CS - Cap Strip

** V-Vacuum, S-Spark, AP-Air Pressure, VI-Visual I-Impact, AL-Air Lance

CHK'D BY

SIGNATURE

NYC Department of Environmental Protection

PANEL PLACEMENT LOG

PROJECT NAME Pelham Bay Landfill

PROJECT NO.: 876-HP

DATE	TIME	PANEL #	ROLL #	SUBGR AP'D (Y/N)	DEFICIENCIES TYPE	DEFICIENCIES NUMBER	REPAIR METHOD*	REPAIR TEST Y/N	REPAIR TEST TYPE**	AREA L/W	AREA ±SQ. FT
6/[illegible]	[illegible]	[illegible]	[illegible]	Y						181/22	[illegible]982
	[illegible]	[illegible]	↓							181/22	[illegible]982
	[illegible]	[illegible]	[illegible]		[illegible]	1	P	Y	V	179/22	[illegible]938
	[illegible]	[illegible]	↓							185/22	[illegible]070
	[illegible]	[illegible]	21727							181/22	[illegible]32
	[illegible]	[illegible]	↓		[illegible]	1	P	Y	V	185/22	[illegible]70
	10:10	293	19317							186/22	[illegible]92
	10:25	294	↓							188/22	[illegible]
	10:35	295	21708		[illegible]	1	P B	Y Y	V V	[illegible]8/22	[illegible]36
	10:45	296	↓							[illegible]/22	[illegible]36
	11:00	297	19435							[illegible]3/22	[illegible]36
	11:15	298	↓							[illegible]/22	[illegible]36
	1:00	299	19408		[illegible]	1	P	Y	V	[illegible]/22	[illegible]
Y	1:[illegible]	30[illegible]	↓	[illegible]	[illegible]	1	P	Y	V	[illegible]/22	[illegible]

48,7

COMMENTS

TAKE [illegible]

Total This Sheet	[illegible]0
From Sheet #33	1,069,226
Cumulative Total	1,126,426

* B - Bead, P - Patch, CS - Cap Strip

** V-Vacuum, S-Spark, AP-Air Pressure, VI-Visual, I-Impact, AL-Air Lance

CHK'D BY: [signature]

SIGNATURE [signature]

NYC Department of Environmental Protection

PANEL PLACEMENT LOG

PROJECT NAME: Pelham Bay Landfill

PROJECT NO.: 876-HP

DATE	TIME	PANEL #	ROLL #	SUBGR AP'D (Y/N)	DEFICIENCIES TYPE	DEFICIENCIES NUMBER	REPAIR METHOD*	REPAIR TEST Y/N	REPAIR TEST TYPE**	AREA L/W	AREA ±SQ. FT
6/30/95	1:30	301	19228	Y	SCRATCH	1	B	Y	V	195/22	4,290
	2:00	302	↓		SURFACE	4	P	Y	V	191/22	4,202
	2:15	303	19391		—	—				195/22	4,290
	2:40	304	↓		TEAR	1	P	Y	V	191/22	4,202
	3:05	305	A411			—				195/22	4,290
	3:40	306	↓		PUNCTURE	1	P	Y	V	191/22	4,202
	4:00	307	19405		—	—				255/22	5,610
	4:55	308	32145		EDGE CRIMP	1/2	P	Y	V	260/22	5,720
	5:30	309	19428		—	—				255/22	5,610
	5:40	310	32118		—	—				255/22	5,610

COMMENTS:

Total This Sheet	48,356
From Sheet #31	1,020,870
Cumulative Total	1,069,226

* B - Bead, P - Patch, CS - Cap Strip

** V-Vacuum, S-Spark, AP-Air Pressure, VI-Visual, I-Impact, AL-Air Lance

CHK'D BY: [signature]

SIGNATURE: [signature]

NYC Department of Environmental Protection

PANEL PLACEMENT LOG

PROJECT NAME: Pelham Bay Landfill

PROJECT NO.: 876-HP

DATE	TIME	PANEL #	ROLL #	SUBGR. AP'D (Y/N)	DEFICIENCIES TYPE	DEFICIENCIES NUMBER	REPAIR METHOD*	REPAIR TEST Y/N	REPAIR TEST TYPE**	AREA L/W	AREA ±SQ. FT
7/3/95	8:00	P-311	19390	Y						258/22	5,676
	8:15	312	19389							242/22	5,324
	9:00	313	19374							253/22	5,566
	10:15	314	19370							252/22	5,544
	10:25	315	19407							253/22	5,566
	10:35	316	19395							254/22	5,588
	11:00	317	19429							255/22	5,610
	11:05	318	32106							255/22	5,610
	11:30	319	32146							255/22	5,610
	11:45	320	32148							255/22	5,610

COMMENTS:

Total This Sheet	55,704
From Sheet # 34	1,126,426
Cumulative Total	1,182,130

* B - Bead, P - Patch, CS - Cap Strip

** V-Vacuum, S-Spark, AP-Air Pressure, VI-Visual, I-Impact, AL-Air Lance

CHK'D BY: P Marker

SIGNATURE: [signature]

NYC Department of Environmental Protection

PANEL PLACEMENT LOG

PROJECT NAME: Pelham Bay Landfill

PROJECT NO.: 876-HP

DATE	TIME	PANEL #	ROLL #	SUBGR. AP'D (Y/N)	DEFICIENCIES TYPE	DEFICIENCIES NUMBER	REPAIR METHOD*	REPAIR TEST Y/N	REPAIR TEST TYPE**	AREA L/W	AREA ±SQ. FT
7/5/95	11:00	321	19403	Y	—	—				235'/22'	5,170
	11:30	322	32101		—	—				254'/22'	5,588
? –	1:00	323	19383		CRIMP SUBGRADE	1 1	B P	Y Y	V V	254'/22'	5,588
	1:25	324	19409		SUBGRADE	5	P	Y	V	251'/22'	5,522
	2:20	325	19368		CRIMPS SUBGRADE	3 2 EXTRACTION WELL	B P	Y Y	V V	249'/22'	5,478
	2:40	326	19392		WRINKLE ~~EXTRACTION WELL~~ SUBGRADE	1 2	B P	Y Y	V V	246'/22'	5,412
	3:30	327	19404		TEARS	2	P	Y	V	246/22'	5,412
	4:00	328	19381							245/22	5390

COMMENTS: ? NO QC/DATA

Total This Sheet	43,560
From Sheet # 35	1,182,130
Cumulative Total	1,225,690

* B - Bead, P - Patch, CS - Cap Strip

** V-Vacuum, S-Spark, AP-Air Pressure, VI-Visual, I-Impact, AL-Air Lance

CHK'D BY: P Marks

SIGNATURE: [signature]

...nsform\PANELLOG.XLS

NYC Department of Environmental Protection

PANEL PLACEMENT LOG

PROJECT NAME: Pelham Bay Landfill

PROJECT NO.: 876-HP

DATE	TIME	PANEL #	ROLL #	SUBGR ARD (Y/N)	DEFICIENCIES TYPE	DEFICIENCIES NUMBER	REPAIR METHOD*	REPAIR TEST Y/N	REPAIR TEST TYPE**	AREA L/W	AREA SQ. FT
7/6/95	7:53	329	19364	Y	SUBGRADE CRIMPS	1 1 TEAR 3	P B	Y Y	V V	243/22	5,346
	8:05	330	21611	—						242/22	5,324
	8:40	331	19367							240/22	5,280
	9:00	332	19224							243/22	5,346
	10:20	333	32354							245/22	5,280
	11:15	334	32153							246/22	5,302
	1:00	335	19379	CRIMPS	2					179/22	39,38
	1:30	336	19379	SUBGRADE	1					176/22	3872
	2:20	337	32140							181/22	3,982
	2:35	338	32140							181/22	3,982
	2:55	339	19384		SUBGRADE	1	P	Y	V	183/22	4,026
	3:10	340	19384		FOLD SUBGRADE	1 2	B P	Y Y	Y Y	190/22	4,180
	3:45	341	19312		SUBGRADE WRINKLES	3 5	P B	Y Y	V V	187/22	4,114
	4:20	342	19312		SUBGRADE	5	P	Y	V	186/22	4,092

Total This Sheet	64,064
From Sheet #36	1,225,690
Cumulative Total	1,289,754

COMMENTS

* B - Bead, P - Patch, CS - Cap Strip

** V-Vacuum, S-Spark, AP-Air Pressure, VI-Visual, I-Impact, AL-Air Lance

CHK'D BY: P Mack

SIGNATURE:

NYC Department of Environmental Protection

PANEL PLACEMENT LOG

PROJECT NAME: Pelham Bay Landfill

PROJECT NO.: 876-HP

DATE	TIME	PANEL #	ROLL #	SUBGR. AP'D (Y/N)	DEFICIENCIES TYPE	DEFICIENCIES NUMBER	REPAIR METHOD*	REPAIR TEST Y/N	REPAIR TEST TYPE**	AREA L/W	AREA ±SQ. FT
7/6/95	~~4^00~~	~~340~~	~~19384~~	~~Y~~	~~SUBGRADE ROLL~~	~~2 1~~				~~190'/22'~~	4180
	4^10	341	19312		~~SUBGRADE WRINKLES~~	~~3 5+~~	COUNTED ON LAST SHEET			187'/22'	4114
	~~4^20~~	~~342~~	~~19312~~		~~SUBGRADE BEADS~~	~~5~~				186'/22'	4092
	430	343	19233		–	–				186'/22'	4092
	4^50	344	19233		SUBGRADE	2	P	Y	✓	184'/22'	4048
											8,140
											8,140

COMMENTS:

Total This Sheet	~~20,526~~
From Sheet # 37	1,289,754
Cumulative Total	1,297,894

* B - Bead, P - Patch, CS - Cap Strip

** V-Vacuum, S-Spark, AP-Air Pressure, VI-Visual, I-Impact, AL-Air Lance

CHK'D BY [signature]

SIGNATURE [signature]

smm ... \consform\PANEL ... XLS

NYC Department of Environmental Protection

PANEL PLACEMENT LOG

PROJECT NAME: Pelham Bay Landfill

PROJECT NO.: 876-HP

DATE	TIME	PANEL #	ROLL #	SUBGR AP'D (Y/N)	DEFICIENCIES TYPE	DEFICIENCIES NUMBER	REPAIR METHOD*	REPAIR TEST Y/N	REPAIR TEST TYPE**	AREA L/W	AREA SQ. FT
7/7/95	8:00	345	32347	Y	TEAR	1	B	Y	V	188/22	4,136
	8:10	346	↓		SUBGRADE	1	P	Y	V	190/22	4,180
	8:20	347	19236		—	—				192/22	4,224
	8:30	348	↓		—	—				192/22	4,224
	8:45	349	32348		CRIMPS	3	B	Y	V	212/22	4,664
	9:00	350	↓		—	—				186/22	4,312
	10:45	351	19376							198/22	4,356
	11:00	352	↓							190/22	4,180
	11:40	353	19384							208/22	4,576

Total This Sheet	38,852
From Sheet #38	1,297,894
Cumulative Total	1,336,746

COMMENTS:

MARK DESTRUCTS ON BOTH SIDES OF 348

* B - Bead, P - Patch, CS - Cap Strip

** V-Vacuum, S-Spark, AP-Air Pressure, VI-Visual, I-Impact, AL-Air Lance

CHK'D BY: [signature]

SIGNATURE: [signature]

NYC Department of Environmental Protection

PANEL PLACEMENT LOG

PROJECT NAME: Pelham Bay Landfill

PROJECT NO.: 876-HP

DATE	TIME	PANEL #	ROLL #	SUBGR. AP'D (Y/N)	DEFICIENCIES TYPE	DEFICIENCIES NUMBER	REPAIR METHOD*	REPAIR TEST Y/N	REPAIR TEST TYPE**	AREA L/W	AREA SQ. FT
7/10/95	7:30	354	19384	Y						204/22	4,488
	8:00	355	32355							220/22	4,840
	1:00	356	32092							286/22	6,292
	1:30	357	19386							184/214	4,378
	2:00	358	19386		SUBGRADE	1	P	Y	V	155/184	3,729
	2:15	359	32355							128/155	3,113
	2:30	360	32354							100/122	2,508
	2:45	361	32092							66/NO	1,826
	2:55	362	32355							38/66	1,144
	3:00	363	19386							9/38	517

Total This Sheet	32,835
From Sheet 139	1,336,746
Cumulative Total	1,369,581

COMMENTS:

* B - Bead, P - Patch, CS - Cap Strip

** V-Vacuum, S-Spark, AP-Air Pressure, VI-Visual, I-Impact, AL-Air Lance

CHK'D BY: [signature]

SIGNATURE: [signature]

NYC Department of Environmental Protection

PANEL PLACEMENT LOG

PROJECT NAME: Pelham Bay Landfill

PROJECT NO 876-HP

DATE	TIME	PANEL #	ROLL #	SUBGR. AP'D (Y/N)	DEFICIENCIES TYPE	DEFICIENCIES NUMBER	REPAIR METHOD*	REPAIR TEST Y/N	REPAIR TEST TYPE**	AREA L/W	AREA SQ. FT
7/12/95	11:00	364	21683	Y	—	—				227 249	5,236
	11:15	365	32137		CRIMPS	2	B	Y	V	336'	7,392
	12:50	366	32127		HANDLING	1	B	Y	V	204 227	4,763
	1:10	368	32127		HOLE	1	P	Y	V	151 174	4,180
	1:15	367	19222		HOLE	1	B	Y	V	174 206	3,575
	1:30	369	19222		—	—				126 151	3,047
	1:45	370	19381		—	—				100 126	2,486
	2:00	371	19368		—	—				73 100	1,903
	2:10	372	19368		—	—				47 73	1,320
	2:15	373	17222		—	—				20 47	737
	2:22	374	19222		—	—				20	220

COMMENTS:

Total This Sheet	34,859
From Sheet #40	1,369,581
Cumulative Total	1,404,440

* B - Bead, P - Patch, CS - Cap Strip

** V-Vacuum, S-Spark, AP-Air Pressure, VI-Visual, I-Impact, AL-Air Lance

CHK'D BY P Marks

SIGNATURE [signature]

NYC Department of Environmental Protection

PANEL PLACEMENT LOG

PROJECT NAME: Pelham Bay Landfill

PROJECT NO.: 876-HP

DATE	TIME	PANEL #	ROLL #	SUBGR AP'D (Y/N)	DEFICIENCIES TYPE	DEFICIENCIES NUMBER	REPAIR METHOD*	REPAIR TEST Y/N	REPAIR TEST TYPE**	AREA L/W	AREA ±SQ. FT
7/13/95	1:00	375	19882	Y						196/22	4,312
	1:30	376	↓							197/22	4,334
	2:00	377	32143							176/195	4,081
	2:15	378	↓							154/176	3,630
	2:45	379	21730							135/154	3,179
	3:00	380	32143							197/22	4,334
	3:15	381	21730							50/71	1,331
	3:45	382	19429							64/22	1,408
	4:00	383	↓		CRIMP	1	B	Y	V	93/115	2,288
	4:30	384	19395		SUBGRADE	1	P	Y	V	73/93	1,826
	4:45	385	↓	↓	SUBGRADE	1	P	Y	V	67/73	1,540

COMMENTS

Total This Sheet	32,263
From Sheet # 41	1,404,440
Cumulative Total	1,436,703

* B - Bead, P - Patch, CS - Cap Strip

** V-Vacuum, S-Spark, AP-Air Pressure, VI-Visual, I-Impact, AL-Air Lance

CHK'D BY: P Marks

SIGNATURE: [signature]

NYC Department of Environmental Protection

PANEL PLACEMENT LOG

PROJECT NAME: Pelham Bay Landfill

PROJECT NO.: 876-HP

DATE	TIME	PANEL #	ROLL #	SUBGR AP'D (Y/N)	DEFICIENCIES TYPE	DEFICIENCIES NUMBER	REPAIR METHOD*	REPAIR TEST Y/N	REPAIR TEST TYPE**	AREA L/W	AREA SQ. FT
7/14/95	10:15	386	19253	Y	SUBGRADE	1	P	Y	V	250/22	5,500
	10:30	387	19259		MANHOLE	1	P	Y	V	260/22	5,720
	10:50	388	21688							222 / 271	5,423
	11:20	389	19047							271/22	5,962
	1:00	390	19354							168 / 222	4,290
	1:20	391	19354		CRIMP	1	B	Y	V	109 / 168	3,036
	1:40	392	19253							44 / 109	1,672
	1:50	393	19354							22 / 44	484

COMMENTS

Total This Sheet	32,087
From Sheet # 42	1,436,703
Cumulative Total	1,468,790

* B - Bead P - Patch, CS - Cap Strip

** V-Vacuum, S Spark, AP-Air Pressure, VI-Visual, I-Impact, AL-Air Lance

CHK'D BY: P Marks

SIGNATURE:

NYC Department of Environmental Protection

PANEL PLACEMENT LOG

PROJECT NAME: Pelham Bay Landfill

PROJECT NO.: 876-HP

DATE	TIME	PANEL #	ROLL #	SUBGR AP'D (Y/N)	DEFICIENCIES TYPE	DEFICIENCIES NUMBER	REPAIR METHOD*	REPAIR TEST Y/N	REPAIR TEST TYPE**	AREA L/W	AREA ±SQ. FT
7/20/95	7:45	P-394	19249							260/22	5,720
	7:55	P-395	19246		TEAR	3	B	Y	V	258/22	5,676
	8:15	P-398	19427		CRIMPS	2	B	Y	V	259/22	5,698
	8:40	P-397	19425							259/22	5,692
	10:07	P-398	21703		SUBGRADE	1	P	Y	V	259/22	5,692
	10:30	P-399	21702							255/22	5,610
	10:50	P-400	19276							255/22	5,610
	11:10	P-401	21737							251/22	5,522
	11:25	P-402	19396							250/22	5,500
	1:05	P-403	19284							247/22	5,434
	1:30	P-404	19287		SUBGRADE	1	P	Y	V	250/22	5,500
	1:45	P-405	19399		SUBGRADE	2	P	Y	V	247/22	5,434

COMMENTS

Total This Sheet	67,088
From Sheet #43	1,468,790
Cumulative Total	1,535,878

* B - Bead, P - Patch, CS - Cap Strip

** V-Vacuum, S-Spark, AP-Air Pressure, VI-Visual, I-Impact, AL-Air Lance

CHK'D BY: [signature]

SIGNATURE [signature]

NYC Department of Environmental Protection

PANEL PLACEMENT LOG

PROJECT NAME: Pelham Bay Landfill

PROJECT NO.: 876-HP

DATE	TIME	PANEL #	ROLL #	SUBGR AP'D (Y/N)	DEFICIENCIES TYPE	DEFICIENCIES NUMBER	REPAIR METHOD*	REPAIR TEST Y/N	REPAIR TEST TYPE**	AREA L/W	AREA ±SQ. FT
7/24/95	10:20	406	19285	Y						241/22	5,302
	10:35	407	21699							241/22	5,302
	10:45	408	32356							241/22	5,302
	11:10	409	19397							240/22	5,280
	11:25	410	19393		EW+SUBGRADE	1+2	P	Y	✓	240/22	5,280
	1:00	411	19275							240/22	5,280
	1:20	412	21685							240/22	5,280
	1:40	413	21684							240/22	5,280
	3:20	414	21709							170/22	3,740
	3:30	415	21596							170/22	3,740
	3:50	416	19339							168/22	3,696
	4:10	417	21717							167/22	3,674

COMMENTS:

Total This Sheet	57,156
From Sheet #	1,535,878
Cumulative Total	1,593,034

* B - Bead P - Patch, CS - Cap Strip

** V-Vacuum, S-Spark, AP-Air Pressure, VI-Visual I-Impact, AL-Air Lance

2480
2480

334
336

405-406 147
407-408 148
410-411 149
412-413 150

CHK'D BY [signature]

SIGNATURE [signature]

NYC Department of Environmental Protection

PANEL PLACEMENT LOG

PROJECT NAME: Pelham Bay Landfill

PROJECT NO.: 876-HP

DATE	TIME	PANEL #	ROLL #	SUBGR. AP'D (Y/N)	DEFICIENCIES TYPE	DEFICIENCIES NUMBER	REPAIR METHOD*	REPAIR TEST Y/N	REPAIR TEST TYPE**	AREA L/W	AREA ±SQ. FT
7/25	7:45	418	21583	Y	HANDLING SUBGRADE	3 1	B P	Y Y	✓ ✓	165/22	3630
	8:00	419	19341		CRIMP	1	B	Y	V	165/22	3630
	8:15	420	19403							164/22	3608
	8:30	421	19336		CRIMPS	3	B	Y	V	162/22	3564
	8:45	422	19364							160/22	3520
	9:00	423	19224		HANDLING	4	B	Y	V	156/22	3432
	9:10	424	19367							153/22	3366
	9:20	425	32101		CRIMP	1	B	Y	V	153/22	3366
	10:20	426	21684		PUNCTURE	1	P	Y	V	150/22	3300
	10:40	427	19397		SUBGRADE	1	P	Y	V	148/22	3256
	10:50	428	21685							144/22	3168
	11:00	429	19275							142/22	3124
	11:10	4:30	19285	N UP TOP						138/22	3036
	11:30	431	21699							136/22	2992

COMMENTS:

Total This Sheet	46,992
From Sheet # 45	1,593,034
Cumulative Total	1,640,026

228/227 NISALIGN
222/224 } RAIN
225/226

* B - Bead, P - Patch, CS - Cap Strip

** V-Vacuum, S-Spark, AP-Air Pressure, VI-Visual, I-Impact, AL-Air Lance

CHK'D BY: [signature]

SIGNATURE: [signature]

NYC Department of Environmental Protection

PANEL PLACEMENT LOG

PROJECT NAME: Pelham Bay Landfill

PROJECT NO.: 876-HP

DATE	TIME	PANEL #	ROLL #	SUBGR. AP'D (Y/N)	DEFICIENCIES TYPE	DEFICIENCIES NUMBER	REPAIR METHOD*	REPAIR TEST Y/N	REPAIR TEST TYPE**	AREA L/W	AREA ±SQ. FT
7/26/95	10:55	432	21607	Y	SLICES SUBGRADE	2 1	P P	Y Y	V V	231/22	5082
	11:25	433	19271		HANDLING TEARS SUBGRADE	4 3 1 1G	B B P	Y Y Y	V V V	228/22	5016
	11:35	434	21701		SCRATCHE SLICES SUBGRADE CRIMP	2 1 2	B P B	Y Y Y	V V V	228/22	5016
	12:55	435	19388		SUBGRADE	3	P	Y	V	226/22	4972
	1:10	436	21700		REMAINING END WIND						

COMMENTS:
G = GROUP

Total This Sheet	20,086
From Sheet #46	1,640,026
Cumulative Total	1,660,112

* B - Bead, P - Patch, CS - Cap Strip

** V-Vacuum, S-Spark, AP-Air Pressure, VI-Visual, I-Impact, AL-Air Lance

CHK'D BY: [signature]

SIGNATURE: [signature]

NYC Department of Environmental Protection

PANEL PLACEMENT LOG

PROJECT NAME: Pelham Bay Landfill

PROJECT NO.: 876-HP

DATE	TIME	PANEL #	ROLL #	SUBGR AP'D (Y/N)	DEFICIENCIES TYPE	DEFICIENCIES NUMBER	REPAIR METHOD*	REPAIR TEST Y/N	REPAIR TEST TYPE**	AREA L/W	AREA SQ. FT
7/27/95	1:45	436	19270	?	—	—	—			167/22	3674
	1:55	437	19270			—	—	—	—	166/22	3652
	2:05	438	19267		SUBGRADE CLIMB	3	P	Y	V	165/22	3630
	2:25	439	19267	DO SUBJECT	SUBGRADE TERMINATION TRENCH	P	Y	V	EXTENSION	165/22	3630
	3:10	440	19280							77/22	1694
	3:25	441	↓	TOO SHORT	TERMINATION TRENCH		MOVED DOWN			70/22	1540
	3:35	442	↓	TOE SHORT	AT ANCHOR TRENCH		MOVED DOWN			164/22	3608

COMMENTS:

? = APPROVED BY RESIDENT ENGINEER. INSPECTOR FEELS QUALITY OF SUBGRADE IS QUESTIONABLE.

Total This Sheet	21,428
From Sheet # 97	1,660,112
Cumulative Total	1,681,540

* B - Bead, P - Patch, CS - Cap Strip

** V-Vacuum, S-Spark, AP-Air Pressure, VI-Visual, I-Impact, AL Air Lance

CHK'D BY: P Mark

SIGNATURE:

NYC Department of Environmental Protection

PANEL PLACEMENT LOG

PROJECT NAME: Pelham Bay Landfill

PROJECT NO. 876-HP 332 332

DATE	TIME	PANEL #	ROLL #	SUBGR AP'D (Y/N)	DEFICIENCIES TYPE	DEFICIENCIES NUMBER	REPAIR METHOD*	REPAIR TEST Y/N	REPAIR TEST TYPE**	AREA L/W	AREA ±SQ. FT
8/1/95	7:30	443	19283	Y	SUBGRADE CRIMPS	5 4	P B	Y Y	V V	166/22	3652
	7:40	444	↓		SUBGRADE	4	P	Y	V	168/22	3696
	7:55	445	19273		CRIMP SUBGRADE	1 6	B P	Y Y	V V	167/22	3674
	8:05	446	↓		PUNCTURE SUBGRADE	1 1	P P	Y Y	V V	168/22	3696
	8:55	447	19272		SUBGRADE CUTS	1 1	P B	Y Y	V V	167/22	3674
	10:15	448	↓		SUBGRADE	6	P	Y	V	169/22	3718
	10:45	449	19266		SLICE	1	B	Y	V	171/22	3762
	11:30	450	↓		SUBGRADE	1	P	Y	V	172/22	3784
	1:15	451	19369		SUBGRADE	2	P	Y	V	172/22	3784
	1:30	452	↓		SLICE MONITORING WELL	1 1	B P	Y Y	V V	172/22	3784
	1:50	453	19288		—			—		172/22	3784
	2:10	454	↓							174/22	3828
	2:30	455	21732		SUBGRADE	[illegible]	P	Y	V	174/22	3828
	2:50	456	↓		SUBGRADE	5	P	Y	V	176/22	3872
COMMENTS	3:15	457	19303		SUBGRADE SLICE	1	P B	Y Y	V V	176/22	
	3:30	458	↓		SUBGRADE CRIMP	1 2	P B	Y Y	V V	178/22	
	4:00	459	19306		SUBGRADE	2	P	Y	V	178/22	
		460	↓		SUBGRADE	2	P	Y	V	178/22	

Total This Sheet	68156
From Sheet #	1,601,546
Cumulative Total	1,749,696

* B - Bead P - Patch, CS - Cap Strip

** V-Vacuum, S-Spark, AP-Air Pressure, VI-Visual I-Impact, AL-Air Lance

CHK'D BY: [signature]

SIGNATURE: [signature]

NYC Department of Environmental Protection

PANEL PLACEMENT LOG

PROJECT NAME: Pelham Bay Landfill

PROJECT NO.: 876-HP

DATE	TIME	PANEL #	ROLL #	SUBGR AP'D (Y/N)	DEFICIENCIES TYPE	DEFICIENCIES NUMBER	REPAIR METHOD*	REPAIR TEST Y/N	REPAIR TEST TYPE**	AREA L/W	AREA ±SQ. FT
8/2/95	8:00	461	19271	Y						182/22	4,004
↓	8:15	462	21700	Y							
	8:30	463	19388	↓						169/22	3,718
	9:00	464	19399								
	3:00	465	21607							43/22	946
↓	3:30	466	21607	↓							
8/3/95	7:40	467	21701	Y						45/22	990
↓	8:00	468	↓	↓						P-467 P-468 45	800
↓	6:30	469	↓	↓							1790
		470 471	19257								
		472 473	19262								

COMMENTS

NOT PAY ITEM #79

Total This Sheet	(1)
From Sheet # 49	1,749,696
Cumulative Total	1,749,696

* B - Bead, P - Patch, CS - Cap Strip

** V-Vacuum, S-Spark, AP-Air Pressure, VI-Visual, I-Impact, AL-Air Lance

CHK'D BY: P Mark

SIGNATURE:

Sheet 51 of 115

NYC Department of Environmental Protection

PANEL PLACEMENT LOG

PROJECT NAME: Pelham Bay Landfill

PROJECT NO 876-HP

DATE	TIME	PANEL #	ROLL #	SUBGR AP'D (Y/N)	DEFICIENCIES TYPE	DEFICIENCIES NUMBER	REPAIR METHOD*	REPAIR TEST Y/N	REPAIR TEST TYPE**	AREA LW	AREA ±SQ. FT
8/3/95	10:00	470	19257	Y	SUBGRADE	1	P	Y	V	202/22	4,444
	10:30	471	↓							204/22	4,488
	11:00	472	19262							206/22	4,532
	11:30	473	↓	↓	TOO SHORT @ TRANS.		ADD SECT'N TRENCH	MOVE FORWARD & CAP STRIPPED	V	200/22	4,400
	12:45	474	19264	Y	CRIMP	1	B	Y	V	233/22	5,126
	1:15	475	19304	↓						228/22	5,016
	1:45	476	↓	Y	ALL 3 MUST BE PULLED BACK IN APPROX FRONT	1	P	Y	V	133/22	2,926
	2:00	477	32356	↓						131/22	2,882
	2:15	478	19313	↓						128/22	2,816

COMMENTS:

Total This Sheet	36,630
From Sheet # 50	1,749,696
Cumulative Total	1,786,326

* B - Bead, P - Patch, CS - Cap Strip

** V-Vacuum, S-Spark, AP-Air Pressure, VI-Visual, I-Impact, AL-Air Lance

CHK'D BY: [signature]

SIGNATURE: [signature]

NYC Department of Environmental Protection

PANEL PLACEMENT LOG

PROJECT NAME: Pelham Bay Landfill

PROJECT NO.: 876-HP

DATE	TIME	PANEL #	ROLL #	SUBGR. AP'D (Y/N)	DEFICIENCIES TYPE	DEFICIENCIES NUMBER	REPAIR METHOD*	REPAIR TEST Y/N	REPAIR TEST TYPE**	AREA L/W	AREA ±SQ. FT
8/4/95	1:45	479	21617	Y						63/22	1,386
	2:00	480	21636		SUBGRADE	1	P	Y	V	63/22	1,386
	2:15	481	21613							63/22	1,386
	3:00	482	19264								
	3:15	483	19264								
	3:30	484	19264							60/22	
	3:45	485	19283		SUBGRADE	4	P	Y	V	60/22	

COMMENTS:

Total This Sheet	4,158
From Sheet #51	1,786,326
Cumulative Total	1,790,484

* B - Bead, P - Patch, CS - Cap Strip

** V-Vacuum, S-Spark, AP-Air Pressure, VI-Visual, I-Impact, AL-Air Lance

CHK'D BY: [signature]

SIGNATURE: [signature]

NYC Department of Environmental Protection

PANEL PLACEMENT LOG

PROJECT NAME: Pelham Bay Landfill

PROJECT NO.: 876-HP

DATE	TIME	PANEL #	ROLL #	SUBGR AP'D (Y/N)	DEFICIENCIES TYPE	DEFICIENCIES NUMBER	REPAIR METHOD*	REPAIR TEST Y/N	REPAIR TEST TYPE**	AREA L/W	AREA SQ. FT
8 8	11:25	486	19425	Y						70/22	1,540
	11:40	487	19425							70/22	1,540
	11:50	488	19287							70/22	1,540
	12:40	489	19287		SUBGRADE	2	P	Y	V	70/22	1,540
	12:50	490	19396							70/22	1,540
	1:00	491	19396							70/22	1,540
	1:10	492	~~19396~~ 21612							70/22	1,540
	1:25	493	19235							45/70	1,265
	1:35	494	~~19235~~ 21646							25/45	770
	1:45	495	~~21646~~ 19235							25/22	275
	1:50	496	~~21646~~ ~~19235~~ 19232							25/22	275
	2:00	497	~~19235~~ 19235		SUBGRADE CRIMP	3 1	P B	Y Y	V V	45/22 25	770
	2:10	498	19232		SUBGRADE	1	P	Y	V	65/45	1,210
	2:30	499	19261		SUBGRADE	5	P	Y	V	245/22	5,390

COMMENTS:

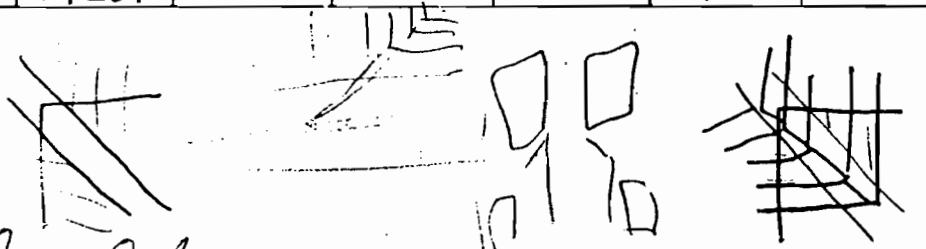

Total This Sheet	20,735
From Sheet #52	1,790,484
Cumulative Total	1,811,219

* B - Bead, P - Patch, CS - Cap Strip

** V-Vacuum, S-Spark, AP-Air Pressure, VI-Visual, I-Impact, AL-Air Lance

CHK'D BY: [signature]

SIGNATURE: [signature]

NYC Department of Environmental Protection

PANEL PLACEMENT LOG

PROJECT NAME: Pelham Bay Landfill

PROJECT NO.: 876-HP

DATE	TIME	PANEL #	ROLL #	SUBGR AP'D (Y/N)	DEFICIENCIES TYPE	DEFICIENCIES NUMBER	REPAIR METHOD*	REPAIR TEST Y/N	REPAIR TEST TYPE**	AREA LW	AREA SQ. FT
8/9/95	7:45 AM	500	<1707	Y						247/22	5434
	8:05 AM	501	21707							175/22	3,850
	6:30 AM	502	19261							145/22	3190
	11:01 AM	503	19307							209/230	4730
	11:15 AM	504	19263							225	4950
	11:30 AM	505	19300							224	4928
	12:[illegible] PM	506	1929[illegible]							220/22	4840
	1:10 PM	507	19292							216/22	4752
	1:[illegible] PM	508	19256							214/22	4708
	2:00	509	[illegible]19305							212/22	4664
	2:30	510	19297							200/167	4036
	2:45	511	19297							167/133	3300
	3:00	512	19292							133/98	2541
	3:40	513	19295							98/50	1628
COMMENTS:	3:45	514	19297							50/23	575
	3:50	515	19295								

Total This Sheet	57,549
From Sheet # 53	1,911,219
Cumulative Total	1,868,768

* B - Bead, P - Patch, CS - Cap Strip

** V-Vacuum, S-Spark, AP-Air Pressure, VI-Visual, I-Impact, AL-Air Lance

CHK'D BY: [signature]

SIGNATURE: [signature]

NYC Department of Environmental Protection

PANEL PLACEMENT LOG

PROJECT NAME: Pelham Bay Landfill

PROJECT NO.: 876-HP

DATE	TIME	PANEL #	ROLL #	SUBGR AP'D (Y/N)	DEFICIENCIES TYPE	DEFICIENCIES NUMBER	REPAIR METHOD*	REPAIR TEST Y/N	REPAIR TEST TYPE**	AREA L/W	AREA ±SQ. FT
8/10/95	8:40	P-516	32109	Y	SUBGRADE	2	P	Y	V	272/22	5984
	9:10	P-517	21734		CRIMPS SUBGRADE HANDLING	2, 1, 2	B P B	Y Y Y	V V V	207 / 236	4,873
	10:00	P-518	21723							175 / 207	4,202
	10:20	P-519	~~32109~~ 21723							139 / 175	3,454
	10:30	~~P-520~~	32109							103 / 139	2,662
	10:50	521	21734							256 / 103	1,958
	11:10	522	~~21734~~ 19280							401 / 75	1,665
	11:20	523	21734							41 / 40	539
	1:00	524	19255		SUBGRADE	2	P	Y	V	275/22	6,050
	1:25	525	21738		SUBGRADE	2	P	Y	V	275/22	6,050
	1:45	526	19365		~~TAKE DS~~					273/22	6,006
	2:15	527	32106		SUBGRADE	1	P	Y	V	273/22	6,006
	2:35	528	21726		SUBGRADE ~~TAKE DS~~	2	P	Y	V	273/22	6,006
	2:55	529	19366		~~SUBGRADE~~	1	P	Y	V	273/22	6006

Total This Sheet	61,459
From Sheet #54	868,768
Cumulative Total	1,930,227

COMMENTS:

* B - Bead, P - Patch, CS - Cap Strip

** V-Vacuum, S-Spark, AP-Air Pressure, VI-Visual, I-Impact, AL-Air Lance

CHK'D BY: [signature]

SIGNATURE: [signature]

NYC Department of Environmental Protection

PANEL PLACEMENT LOG

PROJECT NAME: Pelham Bay Landfill

PROJECT NO.: 876-HP

DATE	TIME	PANEL #	ROLL #	SUBGR AP'D (Y/N)	DEFICIENCIES		REPAIR METHOD*	REPAIR TEST		AREA	
					TYPE	NUMBER		Y/N	TYPE**	L/W	SQ. FT
8/11/95	7:30	530	21727	Y						270/22	5,940
	8:00	531	21670							270/22	5,940
	8:50	532	21733							270/22	5,940

Total This Sheet	17,820
From Sheet #	1,930,227
Cumulative Total	1,948,047

COMMENTS:

* B - Bead, P - Patch, CS - Cap Strip

** V-Vacuum, S-Spark, AP-Air Pressure, VI-Visual, I-Impact, AL-Air Lance

CHK'D BY: [signature]

SIGNATURE: [signature]

NYC Department of Environmental Protection

PANEL PLACEMENT LOG

PROJECT NAME: Pelham Bay Landfill

PROJECT NO.: 876-HP

DATE	TIME	PANEL #	ROLL #	SUBGR AP'D (Y/N)	DEFICIENCIES TYPE	DEFICIENCIES NUMBER	REPAIR METHOD*	REPAIR TEST Y/N	REPAIR TEST TYPE**	AREA L/W	AREA ±SQ. FT
8/15/95	7:35	533	19361	Y	HANDLING	1	B	Y	V	265/22	5,830
	7:55	534	19309		SLICE	1	B	Y	V	265/22	5,830
	8:20	535	19360							265/22	5,830
	8:45	536	19362		LARGE CRIMPS	2	B	Y	V	265/22	5,830
	9:05	537	19331							265/22	5,830
	10:15	538	21669							260/22	5,720
	10:35	539	19346							265/22	5,830
	11:00	540	21668		SUBGRADE	1	P	Y	V	265/22	5,830
	11:20	541	19363							268/22	5,896
	11:40	542	21671							270/22	5,940
	1:40	543	19354		SLICE	1	B	Y	V	200/22	4,400
	2:00	544	↓							200/22	4,400
	2:30	545	19318		HANDLING	2	B	Y	V	200/22	4,400
	2:50	546	↓							200/22	4,400

COMMENTS

Total This Sheet	75966
From Sheet # 56	1948047
Cumulative Total	2,024,013

* B - Bead, P - Patch, CS - Cap Strip

** V-Vacuum, S-Spark, AP-Air Pressure, VI-Visual, I-Impact, AL-Air Lance

CHK'D BY: [signature]

SIGNATURE: [signature]

NYC Department of Environmental Protection

PANEL PLACEMENT LOG

PROJECT NAME: Pelham Bay Landfill

PROJECT NO.: 876-HP

DATE	TIME	PANEL #	ROLL #	SUBGR AP'D (Y/N)	DEFICIENCIES TYPE	DEFICIENCIES NUMBER	REPAIR METHOD*	REPAIR TEST Y/N	REPAIR TEST TYPE**	AREA LAW	AREA SQ. FT
8/15/95	3:25	547	19325	Y						200/22	4,400
↓	3:35	548	↓	↓						202/22	4,444

Total This Sheet	8,844
From Sheet #57	2,024,013
Cumulative Total	2,032,857

COMMENTS:

* B - Bead, P - Patch, CS - Cap Strip

** V-Vacuum, S-Spark, AP-Air Pressure, VI-Visual, I-Impact, AL-Air Lance

CHK'D BY: [signature]

SIGNATURE: [signature]

Sheet 59 of 115

NYC Department of Environmental Protection

PANEL PLACEMENT LOG

PROJECT NAME: Pelham Bay Landfill

PROJECT NO.: 876-HP

DATE	TIME	PANEL #	ROLL #	SURGR AP'D (Y/N)	DEFICIENCIES TYPE	DEFICIENCIES NUMBER	REPAIR METHOD*	REPAIR TEST Y/N	REPAIR TEST TYPE**	AREA LW	AREA ±SQ. FT
8/16/95	7:50	549	19330	Y						54/17	918
	8:00	550								SEE BELOW	1,570
	8:05	BOOT FOR I/O									
	8:10	551			SUBGRADE	1	P	Y	V	SEE BELOW	3,309
	8:20	552	19334							173 / 131	3,344
	8:25	553								131 / 81	2,332
	8:40	554	19308							81 / 30	1,221
	9:00	555								57/22	1,254
	9:08	556								55 / 38	1,023
	9:15	557								28 / 18	726
	9:20	558								98/22	2,156
	10:00	559	19327							90 / 108	2,266
	10:10	560								108/22	2,376
	10:20	561								108 / 121	2,519

COMMENTS

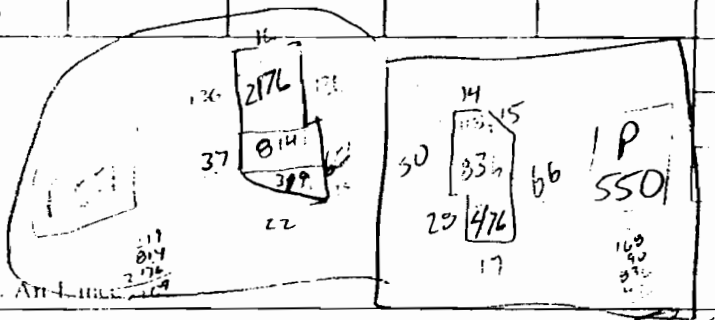

Total This Sheet	25,014
From Sheet # 58	2,032,857
Cumulative Total	2,057,871

* B - Bead P - Patch, CS - Cap Strip

** V-Vacuum, S-Spark, AP-Air Pressure, VI-Visual, I-Impact, AL-Ar[illegible]

CHK'D BY: [signature]

SIGNATURE: [signature]

NYC Department of Environmental Protection

PANEL PLACEMENT LOG

PROJECT NAME: Pelham Bay Landfill

PROJECT NO: 876-HP

DATE	TIME	PANEL #	ROLL #	SUBGR AP'D (Y/N)	DEFICIENCIES TYPE	DEFICIENCIES NUMBER	REPAIR METHOD*	REPAIR TEST Y/N	REPAIR TEST TYPE**	AREA L/W	AREA ±SQ. FT
8/16/95	10:35	562	19335	Y						121 / 133	2,794
	10:45	563	↓							113 / 133	2,812
	10:55	564	↓							114 / 110	2,464
	11:10	565	19337							110 / 82	2,112
	11:15	566	19329							82 / 78	1,760
	11:25	567	19337							78 / [illegible]	1,562
	11:35	568 A B	↓							50 / 10	1,396
	12:35	569	19333							80/22	1,760
	12:40	570	↓							79/22	1,738
	12:45	571	↓							78 / [illegible]	1,749
	12:50	572	↓							82/22	1,804
	1:00	573	↓							83 / [illegible]	1,749
	1:10	574	21727							75 / 67	1,562
	1:20	575	↓							38 / 33	781
										44 / 33	847

COMMENTS

Total This Sheet	26,890
From Sheet # 59	2,057,871
Cumulative Total	2,084,761

* B Bead P Patch, CS Cap Strip

** V-Vacuum S Spark, AP-Air Pressure, VI-Visual I Impact, AL Air Lance

CHK'D BY: [signature]

SIGNATURE: [signature]

[illegible] PANEL LOG

NYC Department of Environmental Protection

PANEL PLACEMENT LOG

PROJECT NAME: Pelham Bay Landfill

PROJECT NO.: 876-HP

DATE	TIME	PANEL #	ROLL #	SUBGR AP'D (Y/N)	DEFICIENCIES TYPE	DEFICIENCIES NUMBER	REPAIR METHOD*	REPAIR TEST Y/N	REPAIR TEST TYPE**	AREA L/W	AREA SQ. FT
8/15/95	9:10	576	19260	N*						254/22	5588
	10:20	577	19323	Y						214 254 /22	4708
	10:43	578	19347	Y						153 194 /22	3817
	10:57	579	19347	Y						109 153 /22	2882
	11:15	580	19323	N*						65 109 /22	1914
	11:35	581	19260	N*						16 65 /22	891
	11:45	582	19323	N*						4 16 /22	80

COMMENTS * Subgrade was not compacted near bottom anchor trench

Total This Sheet	19,880
From Sheet #	2,054,761
Cumulative Total	2,104,641

* B - Bent P - Patch, CS - Cap Strip

** V-Vacuum S-Spark, AP-Air Pressure, VI-Visual I-Impact, AL-Air Lance

CHK'D BY: [signature]

SIGNATURE: Daniel O'Connor

Logged in 6/16

NYC Department of Environmental Protection

PANEL PLACEMENT LOG

PROJECT NAME: Pelham Bay Landfill

PROJECT NO.: 876-HP

DATE	TIME	PANEL #	ROLL #	SUBGR AP'D (Y/N)	DEFICIENCIES TYPE	DEFICIENCIES NUMBER	REPAIR METHOD*	REPAIR TEST Y/N	REPAIR TEST TYPE**	AREA L/W	AREA ±SQ. FT
8-22	7:50	583	19345							193/22	4,246
	8:20	584	19345							133 183	3,476
	8:40	585	19338							85 133	2,398
	9:08	586	19259							36 85	1,320
	10:45	587	19259							15 36	263
	10:50	588	~~19298~~ 19298							190/22	4,180
	11:00	589	19298							187/22	4,114

COMMENTS

Total This Sheet	19,997
From Sheet #	2,104,[illegible]
Cumulative Total	~~2,125,034~~ 2,124,638 DE

* B - Bead, P - Patch, CS - Cap Strip

** V-Vacuum, S-Spark, AP-Air Pressure, VI-Visual, I-Impact, AL-Air Lance

CHK'D BY: [signature]

SIGNATURE: P Mah

NYC Department of Environmental Protection

PANEL PLACEMENT LOG

PROJECT NAME: Pelham Bay Landfill

PROJECT NO.: 876-HP

DATE	TIME	PANEL #	ROLL #	SUBGR AP'D (Y/N)	DEFICIENCIES TYPE	DEFICIENCIES NUMBER	REPAIR METHOD*	REPAIR TEST Y/N	REPAIR TEST TYPE**	AREA L/W	AREA ±SQ. FT
8-23	1:45	473A	19262		Multiple						-1108 *
	1:50	590	21693					Y	V	195/22	4,290
	2:00	591	21693		Rocks					187/22	4,114
	2:25	592	21718		must Be					190/22	4180
	3:00	593	21718		CUT OUT		+ PATCHED			187/22	4,114

COMMENTS * 473A was cut from P473 * (area (473+473A) MUST BE CALCULATED) and difference of original 473 + calculated area must be deducted for cumulative total

(orig.) P473 4,400 Ft²

NEW area 473+ 473A = 3292 Ft²

1,108

Total This Sheet	15,590
From Sheet # 60	2124638
Cumulative Total	2,140,228

199 194 34

* B - Bead, P - Patch, CS - Cap Strip

** V-Vacuum, S-Spark, AP Air Pressure, VI-Visual, I Impact, AL Air Lance

CHK'D BY [signature]

SIGNATURE [signature]

NYC Department of Environmental Protection

PANEL PLACEMENT LOG

PROJECT NAME: Pelham Bay Landfill

PROJECT NO.: 876-HP

DATE	TIME	PANEL #	ROLL #	SURGR AP'D (Y/N)	DEFICIENCIES TYPE	DEFICIENCIES NUMBER	REPAIR METHOD*	REPAIR TEST Y/N	REPAIR TEST TYPE**	AREA LAW	AREA ±SQ. FT
8/24/95	7.55	594	19254	Y						187/22	4,114
	8.15	595	19254							183/22	4026
	8:45	596	21686							176/22	3,872
	9:00	597	21686							172/22	3,784
	10.50	598	19332							170/22	3,740
	11:10	599	19332							167/22	3,674
	11.30	600	21713							161/22	3,542
	12:45	601	21713							157/22	3,454
	1.10	602	19321							157/22	3,454
	1 35	603	19321							153/22	3,366
	2.45	604	19291		2:30	STRIPPED	FOL	WIND	REMOVED - DAMAGED BY WIND		

COMMENTS

Total This Sheet	37,026
From Sheet # 61	2,140,228
Cumulative Total	2,177,254

* B - Bead, P - Patch, CS - Cap Strip

** V-Vacuum, S-Spark, AP-Air Pressure, VI-Visual, I-Impact, AL-Air Lance

CHK'D BY

SIGNATURE

NYC Department of Environmental Protection

PANEL PLACEMENT LOG

PROJECT NAME: Pelham Bay Landfill

PROJECT NO.: 876-HP

DATE	TIME	PANEL #	ROLL #	SUBGR. APV'D (Y/N)	DEFICIENCIES TYPE	DEFICIENCIES NUMBER	REPAIR METHOD*	REPAIR TEST Y/N	REPAIR TEST TYPE**	AREA LxW	AREA SQ. FT
8/25/95	7:30	P-608	19271	Y						151/22	3,322
	8:00	P-607	19290							148/22	3,256
	8:30	P-606	〃							141/22	3,102
	8:45	P-605	19276							141/22	3,102
	9:00	P-604	〃							141/22	3,102
	10:15	P-609	19294							136/22	2,992
	10:30	P-610	〃							134/58	2,329
	11:00	P-611	〃							55/58	385
	12:30	P-612	19432							131/22	2882
	1:20	P-613	19246							132/22	2,904
	2:00	P-614	21669							131/22	2,882
	2:30	P-615	19360							136/22	2,992

COMMENTS

Total This Sheet	33,250
From Sheet # 62	2,177,254
Cumulative Total	2,210,504

* B - Boot, P - Patch, CS - Cap Strip

** V-Vacuum, S-Spark, AP-Air Pressure, VI-Visual Inspect, AL-Air Lance

CHK'D BY

SIGNATURE

NYC Department of Environmental Protection

PANEL PLACEMENT LOG

PROJECT NAME: Pelham Bay Landfill

PROJECT NO. 876-HP

DATE	TIME	PANEL #	ROLL #	SUBGR AP'D (Y/N)	DEFICIENCIES TYPE	DEFICIENCIES NUMBER	REPAIR METHOD*	REPAIR TEST Y/N	REPAIR TEST TYPE**	AREA L/W	AREA ±SQ. FT
8/30/95	[illegible]	616	19286	Y						18	3,600
	8:00	617	19286								-688 2,912
	8:5	618	19301							217/22	4,774
	10:00	619	32123							213/22	4,696
	10:30	620	19223							204/22	4,483
	10:45	621	[illegible]							209/22	4,598
	11:10	622	19301							202/22	4,444
	11:30	623	32121		HANDLING	3	B	Y	V	202/22	4,444
	1:00	624	19225							212/22	4,674
	1:20	625	19219		SUBGRADE HANDLING PUNCTURE	1 2 1	P B P	Y Y Y	V V V	212/22	4,674
	1:55	626	21706		EW	1	BOOT	Y	V [illegible]	215/22	4,730
	2:30	627	18725							215/22	4,730

COMMENTS

-688 for panel #

ALERT BREED

H2 A15 SN 2184

Total This Sheet	49,164
From Sheet #63	2,210,504
Cumulative Total	2,259,668

* B Bead, P Patch, CS Cap Strip

** V Vacuum, S Spark, AP Air Pressure, VI Visual, I Impact, AL Air Lance

CHK'D BY [signature]

SIGNATURE [signature]

NYC Department of Environmental Protection

PANEL PLACEMENT LOG

PROJECT NAME: Pelham Bay Landfill

PROJECT NO.: 876-HP

DATE	TIME	PANEL #	ROLL #	SUBGR AP'D (Y/N)	DEFICIENCIES TYPE	DEFICIENCIES NUMBER	REPAIR METHOD*	REPAIR TEST Y/N	REPAIR TEST TYPE**	AREA L/W	AREA ±SQ. FT
8/30/95	3:00	628	19424	V						233/22	5,126
	3:25	629	21690							240/22	5,280
	3:50	630	19319							250/22	5,500
	4:15	631	32113							260/22	5,720
	4:35	632	19406							280/22	6,160
	5:05	633	19108							300/22	6,600
	5:45	634	19268							315/22	6,930

COMMENTS

Total This Sheet	41,316
From Sheet #	2,259,668 DC
Cumulative Total	2,300,984

* B - Bead, P - Patch, CS - Cap Strip

** V-Vacuum, S-Spark, AP-Air Pressure, VI-Visual, I-Impact, AL-Air Lance

CHK'D BY: [signature]

SIGNATURE: [signature]

NYC Department of Environmental Protection — PANEL PLACEMENT LOG

PROJECT NAME Pelham Bay Landfill — PROJECT NO.: 876-HP

DATE	TIME	PANEL #	ROLL #	SUBGR AP'D (Y/N)	DEFICIENCIES TYPE	DEFICIENCIES NUMBER	REPAIR METHOD*	REPAIR TEST Y/N	REPAIR TEST TYPE**	AREA LxW	AREA ±SQ. FT
8/31/95	8:00	P-635	19269	?						202 x 240	4,86
	9:00	P-636	19225							164 x 202	4,026
	10:00	P 637	19267							122 x 164	3,146
	11.00	P-638	19294							80 x 122	2,222
	11:10	P-639	19108							37 x 80	1,287
	11:30	P-640	19263							37 x 22	407
	2:15	P-641	21705							160/22	3,520
	2 22	P-642	21705							152/22	3,344
	2·32	P-643	21719							148/22	3,256
	2·40	P-644	21719							143/22	3,146
	2:50	P-645	21719							45/22	990
	3.05	P-646	21721							131/22	2,882
	3:10	P-647	21721							127/22	2,794
	3:25	648	21687							124/22	2,728
	3:40	649									
	4:10	650									

COMMENTS ? - INSPECTOR DOES NOT LIKE SUBGRADE. IT WAS CLEANED UP AND SIGNED OFF BY CUNDLE.

Total This Sheet	38,610
From Sheet #65	2,390,984
Cumulative Total	2,429,594

* B Backf P Patch CS Cap Strip

** V Vacuum S Spark AP Air Pressure VI Visual I Impact AL Air Lance

CHK'D BY PM — SIGNATURE

NYC Department of Environmental Protection

PANEL PLACEMENT LOG

PROJECT NAME: Pelham Bay Landfill

PROJECT NO.: 876-HP

DATE	TIME	PANEL #	ROLL #	SUBGR AP'D (Y/N)	DEFICIENCIES TYPE	DEFICIENCIES NUMBER	REPAIR METHOD*	REPAIR TEST Y/N	REPAIR TEST TYPE**	AREA L/W	AREA ±SQ. FT
8/31/05	3:40	649	21687							122/22	2,684
	4:10	650	21687							116 / 6	696
	4:30	651	21687							61 / 11	536
	4:45	652	21687							22 / 3	66

COMMENTS

Total This Sheet	3,982
From Sheet # 66	2,339,574
Cumulative Total	2,343,576

* B - Bead, P - Patch, CS - Cap Strip

** V-Vacuum, S-Spark, AP-Air Pressure, VI-Visual, I-Impact, AL-Air Lance

CHK'D BY: PMC

SIGNATURE:

NYC Department of Environmental Protection

PANEL PLACEMENT LOG

PROJECT NAME: Pelham Bay Landfill

PROJECT NO.: 876-HP

DATE	TIME	PANEL #	ROLL #	SUBGR AP'D (Y/N)	DEFICIENCIES TYPE	DEFICIENCIES NUMBER	REPAIR METHOD*	REPAIR TEST Y/N	REPAIR TEST TYPE**	AREA LAW	AREA SQ. FT
9/7/95	7:45	653	21715	?						176/22	3,872
	7:55	654	↓							169/22	3,718
	8:05	655	19279		EW	1	P	Y	V	160/22	3,520
	8:20	656	↓							155/22	3,410
	8:50	657	32129		HANGING	4	B, P	Y	V	148/22	3,256
	10:45	658	19300							145/22	3,190
	11:00	659	21706							140/22	3,080
	11:15	660	19246							135/22	2,970
	11:25	661	19256							131/22	2,882
	12:45	662	19201							128/22	2,816
	1:00	663	19263							126/22	2,772
	1:25	664	19307							123/22	2,706
	1:35	665	19363							123/22	2,706
	1:50	666	21671							125/22	2,750
	2:05	667	19305	1/22/22	2,691SF						

Total This Sheet	43,648
From Sheet # 61	2,343,576
Cumulative Total	2,387,224

* B Bond P Patch, CS Cap Strip

** V Vacuum S Spark, AP Air Pressure, VI Visual I Impact, AL Air Lance

CHK'D BY RM

SIGNATURE

NYC Department of Environmental Protection

PANEL PLACEMENT LOG

PROJECT NAME: Pelham Bay Landfill

PROJECT NO.: 876-HP

DATE	TIME	PANEL #	ROLL #	SUBGR AP'D (Y/N)	DEFICIENCIES TYPE	DEFICIENCIES NUMBER	REPAIR METHOD*	REPAIR TEST Y/N	REPAIR TEST TYPE**	AREA L/W	AREA ±SQ. FT
4/9/95	7:45	668	19278	?	-	-	-	-	-	245/22	5,390
	8:00	669	19293		SUBGRADE	1	P	Y	V	238/22	5,236
	8:30	670	11274		HANDLING	2	B	Y	V	223/22	5,016
	10:45	671	19221		HANDLING	4	B,P	Y	V	222/22	4,884
	11:00	672	21714							220/22	4,840

COMMENTS

Total This Sheet	25,366
From Sheet #63	2,389,908
Cumulative Total	2,415,274

* B - Bead, P - Patch, CS - Cap Strip

** V-Vacuum, S-Spark, AP-Air Pressure, VI-Visual, I-Impact, AL-Air Lance

CHK'D BY: PM

SIGNATURE

NYC Department of Environmental Protection

PANEL PLACEMENT LOG

PROJECT NAME Pelham Bay Landfill

PROJECT NO.: 876-HP

DATE	TIME	PANEL #	ROLL #	SUBGR AP'D (Y/N)	DEFICIENCIES TYPE	DEFICIENCIES NUMBER	REPAIR METHOD*	REPAIR TEST Y/N	REPAIR TEST TYPE**	AREA L/W	AREA ±SQ. FT
9/11/95	7:45	673	21704	Y						218/22	4,796
	8:00	674	21720							214/22	4,708
	8:15	675	21712							209/22	4,598
	8:45	676	21694	?	CRUMP SUBGRADE	2	B P	Y Y	V V	205/22	4,510
	8:55	677	↓		SUBGRADE	3	P	Y	V	200/22	4,400
	9:15	678	21696		SUBGRADE	3	P	Y	V	195/22	4,290
	10:15	679	↓		SUBGRADE	2	P	Y	V	191/22	4,202
	10:30	680	21712		SUBGRADE	5	P	Y	V	183/22	4,026
	11:00	681	21720		HANDLING SUBGRADE	4 3	P P	Y Y	V V	179/22	3,938
	11:20	682	21704		SUBGRADE	2	P	Y	V	171/22	3,762
	12:45	633	19221		SUBGRADE	1	P	Y	V	164/22	3,608
	1:00	684	21714		SUBGRADE	1	P	V	V	164/22	3,608
	1:15	685	19274		SUBGRADE	1	P	Y	V	155/22	3,410

COMMENTS

Total This Sheet	53,856
From Sheet #69	2,415,274
Cumulative Total	2,469,130

* B - Bead, P - Patch, CS - Cap Strip

** V-Vacuum, S-Spark, AP-Air Pressure, VI-Visual, I-Impact, AL-Air Lance

CHKD BY: PAL

SIGNATURE:

NYC Department of Environmental Protection — **PANEL PLACEMENT LOG**

PROJECT NAME: Pelham Bay Landfill — PROJECT NO.: 876-HP

DATE	TIME	PANEL #	ROLL #	SUBGR. AP'D (Y/N)	DEFICIENCIES TYPE	DEFICIENCIES NUMBER	REPAIR METHOD*	REPAIR TEST Y/N	REPAIR TEST TYPE**	AREA L/W	AREA ±SQ. FT
9/12/95	7.55	686	[illegible]	Y						144/22	3168
	8.10	687	[illegible]		SUBGRADE	1	P	Y	✓	145/22	3190
	8.25	688	[illegible]							146/22	3,212
	8.35	[illegible]	21506							147/22	3,234
	8:50	690	21620							149/22	3,278
	9.00	691	19410							153/22	3,366
	9.15	[illegible]	21585		HANDLING	2	B	Y	✓	156/22	3,432
	9.25	693	19227							158/22	3,476
	10.15	694	21716							162/22	3,564
	10.30	695	19258		SUBGRADE	1	P	Y	✓	160/22	3,520
	10.45	696	32145							158/22	3,476
	10:50	697	19249							41	389
	11.[illegible]	698	19248							19 41 87	1,408
	11:05	699	21688							87 133	2,420

COMMENTS:

Total This Sheet	41,133
From Sheet # 70	2,469,130
Cumulative Total	2,510,263

* B - Bead, P - Patch, CS - Cap Strip

** V-Vacuum, S-Spark, AP-Air Pressure, VI-Visual, I-Impact, AL-Air Lance

CHK'D BY: PM — SIGNATURE: [signature]

smm\92c4[illegible]\[illegible]onsform\PANELLOG.XLS

NYC Department of Environmental Protection

PANEL PLACEMENT LOG

PROJECT NAME: Pelham Bay Landfill

PROJECT NO: 876-HP

DATE	TIME	PANEL #	ROLL #	SUBGR AP'D (Y/N)	DEFICIENCIES TYPE	DEFICIENCIES NUMBER	REPAIR METHOD*	REPAIR TEST Y/N	REPAIR TEST TYPE**	AREA L/W	AREA SQ. FT
9/12/95	12:45	700	21722	Y						133/37	2,970
	1:00	701	19733							125/22	2,750
	1:25	702	19390							120/22	2,640
	1:40	703	19249							116/22	2,552
	2:00	704	19226							112/22	2,464

COMMENTS

Total This Sheet	13,376
From Sheet # 71	2,510,263
Cumulative Total	2,523,639

* B Bead P Patch CS Cap Strip

** V Vacuum S Spark AP Air Pressure VI Visual I Impact AL Air Lance

CHK'D BY PM

SIGNATURE

NYC Department of Environmental Protection

PANEL PLACEMENT LOG

PROJECT NAME: Pelham Bay Landfill

PROJECT NO.: 876-HP

DATE	TIME	PANEL #	ROLL #	SUBGR AP'D (Y/N)	DEFICIENCIES TYPE	DEFICIENCIES NUMBER	REPAIR METHOD*	REPAIR TEST Y/N	REPAIR TEST TYPE**	AREA L/W	AREA ±SQ. FT
9/13/95	7/30	705	19047	Y						110/22	2420
9/13/95	7:45	706	19296	Y	SCRAPER	1	P	Y	V	110/22	2,420

COMMENTS:

Total This Sheet	4,840
From Sheet #72	2,523,639
Cumulative Total	2,525,479

* B - Bead, P - Patch, CS - Cap Strip

** V-Vacuum, S-Spark, AP-Air Pressure, VI-Visual, I-Impact, AL-Air Lance

CHK'D BY: PM

SIGNATURE:

NYC Department of Environmental Protection

PANEL PLACEMENT LOG

PROJECT NAME: Pelham Bay Landfill

PROJECT NO.: 876-HP

DATE	TIME	PANEL #	ROLL #	SUBGR AP'D (Y/N)	DEFICIENCIES TYPE	DEFICIENCIES NUMBER	REPAIR METHOD*	REPAIR TEST Y/N	REPAIR TEST TYPE**	AREA LxW	AREA ±SQ. FT
9/15/95	8:20	707	19219	Y						18 x 114	2,112
	8:45	708	21617							40 x 78	1,298
	8:50	709	21617							PATCH	11
	9:05	710	21611							40 / 21	440
	9:15	711	18725							108/22	2376
	10:35	712	32146							102/22	2244
	11:00	713	19404							98/22	2,156
	11:10	714	19366							93/22	2,046
	11:20	715	21726							90/22	1,980
	12:50	716	21788							83/22	1,826
	1:00	717	19309							79/22	1,738
	1:20	718	19331							75/22	1,650
	1:30	719	19361							71/22	1,562

COMMENTS

Total This Sheet	21,428
From Sheet #	2,528,479
Cumulative Total	2,549,907

* B - Bead, P - Patch, CS - Cap Strip

** V-Vacuum, S-Spark, AP-Air Pressure, VI-Visual Impact, AL-Air Lance

CHK'D BY: PMC

SIGNATURE

NYC Department of Environmental Protection

PANEL PLACEMENT LOG

PROJECT NAME Pelham Bay Landfill

PROJECT NO: 876-HP

DATE	TIME	PANEL #	ROLL #	SUBGR AP'D (Y/N)	DEFICIENCIES TYPE	DEFICIENCIES NUMBER	REPAIR METHOD*	REPAIR TEST Y/N	REPAIR TEST TYPE**	AREA LAW	AREA SQ. FT
9/15/95	10:15	720	21692	?						235 / 268	5,533
	10:35	721	21695							268 / 298	6,226
	11:10	722	19327							287 / 219	6,435
	1:00	723	21634							394/22	8,668
	1:30	724	19320							240 / 287	5,797
	2:00	725	19328							193 / 240	4,763
	2:40	726	21691							140 / 193	3,729
	3:05	727	19328							100 / 146	2,706
	3:35	728	19320							50 / 100	1,650
	3:50	729	19328							50	550
↓	4:25	730	19327	↓						67	603

COMMENTS

Total This Sheet	46,660
From Sheet #	2,549,907
Cumulative Total	2,596,567

* B Bead P Patch CS Cap Strip

** V Vacuum S Spark AP Air Pressure VI Visual Inspect AL Air Lance

CHK'D BY PM

SIGNATURE

NYC Department of Environmental Protection

PANEL PLACEMENT LOG

TEXTURED 31"

PROJECT NAME: Pelham Bay Landfill

PROJECT NO.: 876-HP

DATE	TIME	PANEL #	ROLL #	SURGR AP'D (Y/N)	DEFICIENCIES TYPE	DEFICIENCIES NUMBER	REPAIR METHOD*	REPAIR TEST Y/N	REPAIR TEST TYPE**	AREA LAW	AREA SQ. FT
9/20/95	8 45	731	21695	by Resident						108/22	2,376
	9.00	732	21692							100/22	2,200
	9.10	733	21611							88/22	1,936
	10:10	734	19291			NONE				73/22	1,606
	10:30	735	19260							53/22	1166
	10:55	736	19279							33/22	726
	11.05	737	19279							~~24~~/22	264

COMMENTS

Total This Sheet	10 274
From Sheet #	2,596,567
Cumulative Total	2,606,841

* B Bond P Patch, CS Cap strip

** V Vacuum S Spark, AP Air Pressure, VI-Visual I Impact, AL Air Lance

CHK'D BY PM

SIGNATURE

NYC Department of Environmental Protection

PANEL PLACEMENT LOG

PROJECT NAME: Pelham Bay Landfill

PROJECT NO.: 876-HP

DATE	TIME	PANEL #	ROLL #	SUBGR APV'D (Y/N)	DEFICIENCIES TYPE	DEFICIENCIES NUMBER	REPAIR METHOD*	REPAIR TEST Y/N	REPAIR TEST TYPE**	AREA LAW	AREA SQ. FT
9/22/95	8:45	738	19305							44	
	9.00	739	19301							44	
	9.15	740	21715							44	
	10:15	741	19321							44	
	10:30	742	19332							45	
	10:45	743	32129							45	
	11.00	744	18725							46	

STORAGE & DRAINAGE TRENCH.

COMMENTS

Total This Sheet	
From Sheet #	
Cumulative Total	

* B - Bent P - Patch, CS - Cap Strip

** V-Vacuum, S-Spark, AP-Air Pressure, VI-Visual, I-Impact, AL-Air Lance

CHK'D BY PMC

SIGNATURE

NYC Department of Environmental Protection

PANEL PLACEMENT LOG

PROJECT NAME: Pelham Bay Landfill

PROJECT NO.: 876-HP

DATE	TIME	PANEL #	ROLL #	SUBGR. AP'D (Y/N)	DEFICIENCIES TYPE	DEFICIENCIES NUMBER	REPAIR METHOD*	REPAIR TEST Y/N	REPAIR TEST TYPE**	AREA L/W	AREA ±SQ. FT
9/29/85	10:00	745	21590	NO						150/22	3,300
	10:20	746	19387							147/22	3,234
	10:30	747	19309							141/22	3,102
	10:45	748	19394							137/22	3,014
	11:05	749	32148							131/22	2,582
	1:00	750	21668							125/22	2,750
	1:20	751	19427							117/22	2,574
	1:30	752	19346							112/22	2,464
	1:40	753	19365							107/22	2,354
	2:00	754	21700							102/22	2,244
V	2:15	755	21703	V						95/22	2,090

COMMENTS: NO PERMISSION TO LAY PANELS

Total This Sheet	30008
From Sheet #	2,606,841
Cumulative Total	2,636,849

SHOULD BE TOTAL SF = (1)

* B - Bead, P - Patch, CS - Cap Strip

** V-Vacuum, S-Spark, AP-Air Pressure, VI-Visual, I-Impact, AL-Air Lance

CHK'D BY: PM

SIGNATURE:

NYC Department of Environmental Protection

PANEL PLACEMENT LOG

PROJECT NAME. Pelham Bay Landfill

PROJECT NO.: 876-HP

DATE	TIME	PANEL #	ROLL #	SUBGR AP'D (Y/N)	DEFICIENCIES TYPE	DEFICIENCIES NUMBER	REPAIR METHOD*	REPAIR TEST Y/N	REPAIR TEST TYPE**	AREA L/W	AREA ±SQ. FT
10/2/95	9:00	756	21622	N-Y						83 ☐ 127	2,310
	9:10	757	21733							1 78	702
	10:00	758	32113							127/22	2,794
	10:20	759	21598							127/22	2,794
	10:40	760	32114							127/22	2,794
	10:55	761	19383							132/22	2,904
	11:15	762	21637							132/22	2,904
	11:40	763	21782							136/22	2,992
	1:00	764	21614							136/22	2,992
	1:30	765	32117							140/22	3,080
	2:00	766	32098							140/22	3,080
	2:30	767	21691							143/22	3,146

COMMENTS

Total This Sheet	32,492
From Sheet #	2,636,849
Cumulative Total	2,669,341

* B - Bead, P - Patch, CS - Cap Strip

** V-Vacuum, S-Spark, AP-Air Pressure, VI-Visual, I-Impact, AL-Air Lance

CHK'D BY: TMC

SIGNATURE:

NYC Department of Environmental Protection

PANEL PLACEMENT LOG

PROJECT NAME: Pelham Bay Landfill

PROJECT NO.: 876-HP

DATE	TIME	PANEL #	ROLL #	SUBGR AP'D (Y/N)	DEFICIENCIES TYPE	DEFICIENCIES NUMBER	REPAIR METHOD*	REPAIR TEST Y/N	REPAIR TEST TYPE**	AREA L/W	AREA ±SQ. FT
10/3/95	8:15	768	19217	N						146/22	3,212
	8:50	769	21635							148/22	3,256
	9:30	770	21635							148/22	3,256
	10:15	771	21635							85/22	1,870
	10:40	772	32106							79/22	1,738
	11:00	773	19255							74/22	1,628
	11:40	774	21721							67/22	1,474

COMMENTS

Total This Sheet	16,434
From Sheet #	2,669,341
Cumulative Total	2,685,775

* B - Bead, P - Patch, CS - Cap Strip

** V-Vacuum, S-Spark, AP-Air Pressure, VI-Visual, I-Impact, AL-Air Lance

CHK'D BY: [signature]

SIGNATURE: [signature]

NYC Department of Environmental Protection

PANEL PLACEMENT LOG

PROJECT NAME: Pelham Bay Landfill

PROJECT NO.: 876-HP

DATE	TIME	PANEL #	ROLL #	SUBGR AP'D (Y/N)	DEFICIENCIES TYPE	DEFICIENCIES NUMBER	REPAIR METHOD*	REPAIR TEST Y/N	REPAIR TEST TYPE**	AREA L/W	AREA ±SQ. FT
10/11/95	3:15	775	21638	Y						149/22	3,278
	3:35	776	32153							151/22	3322
	3:50	777	32118							151/22	3322
	4:10	778	21615							147/22	3,234
	4:25	779									

COMMENTS:

Total This Sheet	13,156
From Sheet #	2685775
Cumulative Total	2,698,931

* B - Bead, P - Patch, CS - Cap Strip

** V-Vacuum, S-Spark, AP-Air Pressure, VI-Visual, I-Impact, AL-Air Lance

CHK'D BY: [signature]

SIGNATURE: [signature]

NYC Department of Environmental Protection — **PANEL PLACEMENT LOG**

PROJECT NAME: Pelham Bay Landfill — PROJECT NO.: 876-HP

DATE	TIME	PANEL #	ROLL #	SUBGR. AP'D (Y/N)	DEFICIENCIES TYPE	DEFICIENCIES NUMBER	REPAIR METHOD*	REPAIR TEST Y/N	REPAIR TEST TYPE**	AREA L/W	AREA ±SQ. FT
10/12/95	7:45	779	21640	Y						142/22	3,124
↓	8:00	780	32119	↓	[illegible]	4	B	Y	✓	142/22	3,124
	10:00	781	21618		—	—	—	—	—	142/22	3,124
↓	10:15	782	21701	↓	—	—	—	—	—	138/22	3,036
	12:30	783	19409							40/22	880
	12:50	784	19409							42/22	924
	1:00	785	19290					NOT		46/22	1,012
	1:10	786	32905					PAY		46/22	1,012
	1:30	787	21619					ITEM		50/22	1,000
	1:50	788	21724							50/22	1,100
	2:05	789	21705							50/22	1,000
	2:30	790	19272							50/22	1,[illegible]
	2:40	791	19267							45/22	990

COMMENTS 19267

Total This Sheet	12,408
From Sheet #	2,669,327 26589
Cumulative Total	~~2,681,735~~ 2,711,339

* B - Bead, P - Patch, CS - Cap Strip

** V-Vacuum, S-Spark, AP-Air Pressure, VI-Visual, I-Impact, AL-Air Lance

CHK'D BY: [signature] SIGNATURE: [signature]

NYC Department of Environmental Protection

PANEL PLACEMENT LOG

PROJECT NAME: Pelham Bay Landfill

PROJECT NO.: 876-HP

DATE	TIME	PANEL #	ROLL #	SUBGR AP'D (Y/N)	DEFICIENCIES TYPE	DEFICIENCIES NUMBER	REPAIR METHOD*	REPAIR TEST Y/N	REPAIR TEST TYPE**	AREA L/W	AREA ±SQ. FT
10/12/95	3:00	792	19270							45/22	990 Down -
	3:45	793	19273							45/22	990
	4:00	794	32352							42/22	924
	4:15	795	32352							42/22	DEAD 924

COMMENTS:

Total This Sheet	NOT PAY ITEM
From Sheet #	~~2,611,735~~
Cumulative Total	~~2,611,735~~ 2,711,339

* B - Bead, P - Patch, CS - Cap Strip

** V-Vacuum, S-Spark, AP-Air Pressure, VI-Visual, I-Impact, AL-Air Lance

CHK'D BY: [signature]

SIGNATURE: [signature]

NYC Department of Environmental Protection

PANEL PLACEMENT LOG

PROJECT NAME: Pelham Bay Landfill

PROJECT NO.: 876-HP

DATE	TIME	PANEL #	ROLL #	SUBGR AP'D (Y/N)	DEFICIENCIES TYPE	DEFICIENCIES NUMBER	REPAIR METHOD*	REPAIR TEST Y/N	REPAIR TEST TYPE**	AREA L/W	AREA ±SQ. FT
10/13/95	7:45	796	21627	Y						42/22	924
	7:50	797	21627							40/22	DOWN 880
	8:15	798	21639							40/22	STOP 880
↓	8:20	799	21639	↓						36/22	DRAIN 792

NOT PAY ITEM

COMMENTS:

Total This Sheet	9
From Sheet #	~~2,681,735~~
Cumulative Total	~~2,681,735~~ 2,711,339

* B - Bead, P - Patch, CS - Cap Strip

** V-Vacuum, S-Spark, AP-Air Pressure, VI-Visual, I-Impact, AL-Air Lance

CHK'D BY _____ SIGNATURE _____

LA 10

Sheet 87 of 115 ~~44~~ 72

NYC Department of Environmental Protection **PANEL PLACEMENT LOG**

PROJECT NAME: Pelham Bay Landfill PROJECT NO.: 876-HP

DATE	TIME	PANEL #	ROLL #	SUBGR. AP'D (Y/N)	DEFICIENCIES TYPE	DEFICIENCIES NUMBER	REPAIR METHOD*	REPAIR TEST Y/N	REPAIR TEST TYPE**	AREA L/W	AREA ±SQ. FT
10-18	8:15	800	19392						*	109/22	2398
	8:30	801	21683						*	123/22	2706
	8:40	802	21737						*	73/22	1606
	8:55	803	21737						72 18	78/22	1644
	9:15	804	19374							50 67	1287
	9:22	805	19374							18 33	561
	9:26	806	19374							33 50	913
	9:30	807	~~19374~~ 21737							21 18	189
	11:45	808	19349							207/22	4554
		809	19349							202/22	4444
		810	19350							175 20	1750

COMMENTS

* NOT COUNT



Total This Sheet	22,052
From Sheet #	2,711,339 ~~2,681,735~~
Cumulative Total	~~2,703,787~~ 2,733,391

309 ~~[illegible]~~ 365

195 800 801 802 803 380

* B - Bead, P - Patch, CS - Cap Strip

** V-Vacuum, S-Spark, AP-Air Pressure, VI-Visual, I-Impact, AL-Air Lance

CHK'D BY: [signature] SIGNATURE [signature]

smm\92c4087\consform\PANELLOG.XLS

Sheet 88 of 115

NYC Department of Environmental Protection **PANEL PLACEMENT LOG**

PROJECT NAME: Pelham Bay Landfill PROJECT NO.: 876-HP

DATE	TIME	PANEL #	ROLL #	SUBGR. AP'D (Y/N)	DEFICIENCIES TYPE	DEFICIENCIES NUMBER	REPAIR METHOD*	REPAIR TEST Y/N	REPAIR TEST TYPE**	AREA L/W	AREA ±SQ. FT
10/19/95	9:00	811	19342	Y						333/22	7,326
	9:20	812	19348							329/22	7,238
	1:30	813	19344							278/22	6,116
	2:00	814	19352							284/22	6,248

COMMENTS

Total This Sheet	26,930
From Sheet #	2,733,391
Cumulative Total	2,760,321

* B - Bead P - Patch, CS - Cap Strip

** V-Vacuum, S-Spark, AP-Air Pressure, VI-Visual, I-Impact, AL-Air Lance

CHK'D BY: [signature] SIGNATURE [signature]

smm\92c4037\consform\PANELLOG.XLS

NON PAY ITEM SP9-SP10

Sheet 89 of 115

NYC Department of Environmental Protection **PANEL PLACEMENT LOG**

PROJECT NAME: Pelham Bay Landfill PROJECT NO.: 876-HP

DATE	TIME	PANEL #	ROLL #	SUBGR. AP'D (Y/N)	DEFICIENCIES TYPE	DEFICIENCIES NUMBER	REPAIR METHOD*	REPAIR TEST Y/N	REPAIR TEST TYPE**	AREA L/W	AREA ±SQ. FT
10-26		815	21632							33/22	726
		816	19329							33/22	726
		817	19288							33/22	726
		818	21612							32/22	704
		819	19256							33 P 22	~ 645
		820	21691							47/22	1034
		PATCH									~~405~~ 35

COMMENTS

22
39
198
660
858
21.43

22
39
11 11

39
5.5
195
191.0
214.5

27
33
43
11

11
3.3
43
27

33
22
66
660
726

33
33
36

47
22
94
94
94

Total This Sheet	4,596
From Sheet #	2,760,321
Cumulative Total	~~2,730,717~~ 2,760,321

* B - Bead, P - Patch, CS - Cap Strip

** V-Vacuum, S-Spark, AP-Air Pressure, VI-Visual, I-Impact, AL-Air Lance

CHK'D BY: [signature] SIGNATURE: [signature]

* NON PAY ITEM

smm\92c4087\conform\PANELLOG.XLS

NYC Department of Environmental Protection

PANEL PLACEMENT LOG

PROJECT NAME: Pelham Bay Landfill

PROJECT NO.: 876-HP

DATE	TIME	PANEL #	ROLL #	SUBGR AP'D (Y/N)	DEFICIENCIES TYPE	DEFICIENCIES NUMBER	REPAIR METHOD*	REPAIR TEST Y/N	REPAIR TEST TYPE**	AREA L/W	AREA ±SQ. FT
10/27/15		P-821		Y						136/22	2,992
↓		P-822		↓						134/22	2,948
↓		P-823		↓						135/22	2,970

COMMENTS

272
272

Total This Sheet	8,910
From Sheet #	2,760,321
Cumulative Total	2,769,231

* B - Bead, P - Patch, CS - Cap Strip

** V-Vacuum, S-Spark, AP-Air Pressure, VI-Visual, I-Impact, AL-Air Lance

CHK'D BY: Paul Marks

SIGNATURE

NYC Department of Environmental Protection

PANEL PLACEMENT LOG

PROJECT NAME: Pelham Bay Landfill

PROJECT NO.: 876-HP

DATE	TIME	PANEL #	ROLL #	SUBGR AP'D (Y/N)	DEFICIENCIES TYPE	DEFICIENCIES NUMBER	REPAIR METHOD*	REPAIR TEST Y/N	REPAIR TEST TYPE**	AREA L/W	AREA ±SQ. FT
10/30/95	1:00	824	21656	Y						178-41/22	3,014
	1:19	825	21654							185-41/22	3,168
	1:40	826	21654							167-23/22	3,168
	2:15	827	21655							163-10/22	3,366
	2:40	828	21655							48 136	2,024
	3:00	829	21655							12 57	342

COMMENTS

S-162

821 - 136
822 134
823 135

2,530 SF of SMOOTH

Total This Sheet	15,082
From Sheet #	2,769,231
Cumulative Total	2,784,313

63.2 acres

* B - Bead, P - Patch, CS - Cap Strip

** V-Vacuum, S-Spark, AP-Air Pressure, VI-Visual, I-Impact, AL-Air Lance

CHK'D BY: [signature]

SIGNATURE: [signature]

smm\92c4087\consform\PANELLOG.XLS

NYC Department of Environmental Protection

PANEL PLACEMENT LOG

PROJECT NAME: Pelham Bay Landfill

PROJECT NO.: 876-HP

DATE	TIME	PANEL #	ROLL #	SUBGR AP'D (Y/N)	DEFICIENCIES TYPE	DEFICIENCIES NUMBER	REPAIR METHOD*	REPAIR TEST Y/N	REPAIR TEST TYPE**	AREA L/W	AREA ±SQ. FT
11/7/95	7:45	830	21656	Y						38/22	
	8:00	831	21654							36/22 OT	
	8:15	832	19407							40/22 OT	
	8:30	833	21602							44/22 OT	
	8:45	834	21716							ITEM	
	9:00	835	19236							STORMWATER	
	9:15	836	19263							DRAINAGE	
	9:40	837	21716							PATCH FENCH	

COMMENTS

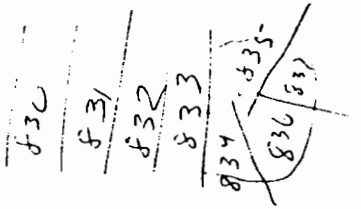

Total This Sheet	0
From Sheet #	
Cumulative Total	2,784,313

* B - Bead, P - Patch, CS - Cap Strip

** V-Vacuum, S-Spark, AP-Air Pressure, VI-Visual, I-Impact, AL-Air Lance

CHK'D BY: Paul Meade

SIGNATURE:

NYC Department of Environmental Protection

PANEL PLACEMENT LOG

PROJECT NAME: Pelham Bay Landfill

PROJECT NO.: 876-HP

DATE	TIME	PANEL #	ROLL #	SUBGR. AP'D (Y/N)	DEFICIENCIES TYPE	DEFICIENCIES NUMBER	REPAIR METHOD*	REPAIR TEST Y/N	REPAIR TEST TYPE**	AREA L/W	AREA ±SQ. FT
11/13/95	2:15	838	19353	Y						178/21	3,738
	2:30	839	↓	↓						171 202	4,108
	2:50	840	21689	↓						53 128	1,991
	3:10	841	↓	↓						16 53	424
	3:30	842	↓	↓						130 197	3,597
											13,853
BLEW AWAY		825	21654								-3,168
		826	21654								-3,168
BETWEEN 11/10/95 AND 11/13/95		827	21655								-3,366
		828	↓								-2,024
		829	↓								-342
											-12,068

COMMENTS:

Total This Sheet	1,785
From Sheet #	2,784,313
Cumulative Total	2,786,098

* B - Bead, P - Patch, CS - Cap Strip

** V-Vacuum, S-Spark, AP-Air Pressure, VI-Visual, I-Impact, AL-Air Lance

CHK'D BY [signature]

SIGNATURE [signature]

smm 92 ... \...onsform\PANELLOG.XLS

NYC Department of Environmental Protection — PANEL PLACEMENT LOG

PROJECT NAME: Pelham Bay Landfill — PROJECT NO.: 876-HP

DATE	TIME	PANEL #	ROLL #	SUBGR AP'D (Y/N)	DEFICIENCIES TYPE	DEFICIENCIES NUMBER	REPAIR METHOD*	REPAIR TEST Y/N	REPAIR TEST TYPE**	AREA L/W	AREA SQ. FT
11/17	8:15	843	[illegible]	Y						125/22	2,750
11/17	8:50	844	20658							121/22	2,662
	9:20	845	↓							121/22	2,662
	9:45	846	↓							117/22	2,574
	10:15	847	21731							103 [illegible]	3,784
	11:15	848	↓							112/22	2,464
	11:25	849	↓							93	651
	11:45	850	21735							105/22	2,310
	12:45	351	↓							105/22	2,310
	1:00	352	↓							105/22	2,310
	1:30	353	19380							104/22	2,288
	1:40	354	↓							100/22	2,200
	2:00	855	↓							95/22	2,090
	2:30	856	↓							91/22	2,002

COMMENTS

Total This Sheet	33,057
From Sheet #	[illegible]
Cumulative Total	2,819,155

* B - Bolt, P - Patch, CS - Cap Strip

** V-Vacuum, S-Spark, AP-Air Pressure, VI-Visual Inspect, AL-Air Lance

CHK'D BY: [signature] SIGNATURE: [signature]

NYC Department of Environmental Protection

PANEL PLACEMENT LOG

PROJECT NAME: Pelham Bay Landfill

PROJECT NO.: 876-HP

DATE	TIME	PANEL #	ROLL #	SUBGR AP'D (Y/N)	DEFICIENCIES TYPE	DEFICIENCIES NUMBER	REPAIR METHOD*	REPAIR TEST Y/N	REPAIR TEST TYPE**	PAN AREA L/W	PAN AREA ±SQ. FT
11/17/95	3:10	857	19375	OK						140/22	3,080
	3:15	858	19375	↓						85/22	1,870
	3:36	859	19375	RAKED						73/22	1606
	3:40	860	19375	RAKED						68/22	1496
	3:55	861	19350	OK						55/22	1210
	4:05	862	19350	OK						45/22	990
	4:15	863	21731	OK						26/15	390
	4:25	864	19375	OK						16/20	160

COMMENTS

Total This Sheet	10 802
From Sheet #	~~3,089,551~~ 2,819,[illegible]
Cumulative Total	~~3,100,353~~ 3,829,957

* B Bead P Patch, CS Cap Strip

** V-Vacuum S-Spark, AP Air Pressure, VI-Visual I Impact, AL Air Lance

CHK'D BY [signature]

SIGNATURE [signature]

3:30 PM [signature]

1 - GEN
4 - WEDGE
3 - EXTRUSION GUNS,

1 - PI
2 - TECH
1 - QC.
4 - LAB
2 - OPER ENGR

NYC Department of Environmental Protection

PANEL PLACEMENT LOG

PROJECT NAME: Pelham Bay Landfill

PROJECT NO.: 876-HP

DATE	TIME	PANEL #	ROLL #	SUBGR. AP'D (Y/N)	DEFICIENCIES TYPE	DEFICIENCIES NUMBER	REPAIR METHOD*	REPAIR TEST Y/N	REPAIR TEST TYPE**	AREA L/W	AREA ±SQ. FT
SAT 11-18-95	8:05	865	21664	on single composite						338/20	6760
	8:25	866	21664							52/22	1144
	8:30	867	19343							309/22	6798
	9:00	868	19343							104/22	2288
	9:30	869	19358							264/22	5808
	9:40	870	19358							147/22	3234
	10:20	871	21662							214/22	4708
	10:35	872	21662							207/22	4554
	11:15	873	19356							149/22	3278

COMMENTS

Total This Sheet	38,572
From Sheet #	~~3,[illegible]~~ 2,829,[illegible]
Cumulative Total	~~[illegible]~~ ~~5,[illegible]~~ 2,868,529

* B - Bead, P - Patch, CS - Cap Strip

** V-Vacuum, S-Spark, AP-Air Pressure, VI-Visual, I-Impact, AL-Air Lance

CHK'D BY: [signature]

SIGNATURE: Jerry Johnson

smm\92c40[illegible]\PANELLOG.XLS

NYC Department of Environmental Protection

PANEL PLACEMENT LOG

PROJECT NAME: Pelham Bay Landfill

PROJECT NO.: 876-HP

DATE	TIME	PANEL #	ROLL #	SUBGR AP'D (Y/N)	DEFICIENCIES TYPE	DEFICIENCIES NUMBER	REPAIR METHOD*	REPAIR TEST Y/N	REPAIR TEST TYPE**	AREA L/W	AREA ±SQ. FT
10/27/95		S-162		Y						60/22	1,320
↓		S-163		↓						56/22	1,232
↓		S-164		↓						44/22	968
	SMOOTH HALVES			OF	P-824	THRU 827					
10/30/95	1:00	P-874	21656	Y						41/22	2,530
↓	1:19	P-875	21654	↓						41/22	
	1:40	P-876	21654							23/22	
↓	2:15	P-877	21655	↓						10/22	

COMMENTS:

Total This Sheet	6,050
From Sheet #	408,582
Cumulative Total	414,632

9.5 Acres

* B - Bead, P - Patch, CS - Cap Strip

** V-Vacuum, S-Spark, AP-Air Pressure, VI-Visual, I-Impact, AL-Air Lance

CHK'D BY: Paul Marks

SIGNATURE:

NYC Department of Environmental Protection

PANEL PLACEMENT LOG

PROJECT NAME: Pelham Bay Landfill

PROJECT NO.: 876-HP

DATE	TIME	PANEL #	ROLL #	SUBGR. AP'D (Y/N)	DEFICIENCIES TYPE	DEFICIENCIES NUMBER	REPAIR METHOD*	REPAIR TEST Y/N	REPAIR TEST TYPE**	AREA L/W	AREA ±SQ. FT
11/21/95	10:50	878	19356	✓						116/22	2,552
	11:10	879	21600							240 / 256	5,456
	10:55	880	19356							115/22	2,530
	11:45	881	19357							253/22	5,566
	11:20	882	21660							155/22	3,410
	1:00	883	21660							160/22	3,520
	1:15	884	21657							40/22	880
	1:30	885	21657							305/22	6,710

COMMENTS

Total This Sheet	30,624
From Sheet #	~~3,138,925~~ 2,868,5
Cumulative Total	~~3,169,549~~ 2,899,153

* B - Bead, P - Patch, CS - Cap Strip

** V-Vacuum, S-Spark, AP-Air Pressure, VI-Visual, I-Impact, AL-Air Lance

CHK'D BY: [signature]

SIGNATURE: [signature]

97 of 115

NYC Department of Environmental Protection — PANEL PLAC

PROJECT NAME: Pelham Bay Landfill — PROJECT NO.: 876-HP

DATE	TIME	PANEL #	ROLL #	SUBGR AP'D (Y/N)	DEFICIENCIES TYPE	DEFICIENCIES NUMBER	REPAIR METHOD*	REPAIR TEST Y/N	REPAIR TEST TYPE**	AREA L/W	AREA SQ. FT
11/22/95	8:15	886	19355	Y						163/22	3,586
	8:30	887	19355							160/22	3520
	9:00	888	19326							144/140	3,344
	9:15	889	19326							183/22	4,026
	10:30	890	21645							120/114	2,640
	11:00	891	21645							41C/14	1,507
	11:05	892	21645							20/41	410

COMMENTS

Total This Sheet 19,033

From Sheet # ~~2,169,549~~ 2,899,153

Cumulative Total ~~2,185,582~~ 2,918,186

* B - Bead, P - Patch, CS - Cap Strip

** V-Vacuum, S-Spark, AP-Air Pressure, VI-Visual, I-Impact, AL-Air Lance

CHK'D BY: Paul Mahr — SIGNATURE:

smm\92c4087\confform\PANELLOG.XLS

Sheet 100 of 115

NYC Department of Environmental Protection

PANEL PLACEMENT LOG

PROJECT NAME: Pelham Bay Landfill

Texture

PROJECT NO.: 876-HP

DATE	TIME	PANEL #	ROLL #	SUBGR. AP'D (Y/N)	DEFICIENCIES TYPE	DEFICIENCIES NUMBER	REPAIR METHOD*	REPAIR TEST Y/N	REPAIR TEST TYPE**	AREA L/W	AREA ±SQ. FT
11.24.15	11:00	893	21657							156/22	3432
	11:30	894	21645							143/22	3,146
	11:50	895	21647							134	3,252
	2:20	896	21659						W.G.	32/22	704
	2:20	897	21659							14/12	168

COMMENTS:

Total This Sheet	10,702
From Sheet #	2,918,186 ~~3,188,582~~
Cumulative Total	~~3,199,384~~ 2,928,888

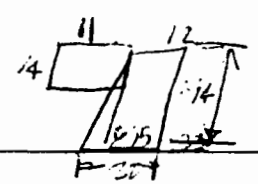

* B - Bead, P - Patch, CS - Cap Strip

** V-Vacuum, S-Spark, AP-Air Pressure, VI-Visual, I-Impact, AL-Air Lance

CHK'D BY [signature]

SIGNATURE [signature]

NYC Department of Environmental Protection — PANEL PLACEMENT LOG

PROJECT NAME: Pelham Bay Landfill — PROJECT NO.: 876-HP

DATE	TIME	PANEL #	ROLL #	SUBGR AP'D (Y/N)	DEFICIENCIES TYPE	DEFICIENCIES NUMBER	REPAIR METHOD*	REPAIR TEST Y/N	REPAIR TEST TYPE**	AREA L/W	AREA ±SQ. FT
FRI 11-24-95	12:45	P-898	19463							146/22	3212
	12:50	P-899	19463							146/22	3212
	12:55	P-900	19463							112/22	2464
	1:05	P-901	21657							30/22	600
	1:30	P-902	19372							137/22	3014
	1:40	P-903	19372							148/22	3256
	1:45	P-904	19372							94/22	2068
	2:10	P-905	19355							61/22	1342

COMMENTS

Total This Sheet	19,168
From Sheet #	~~3,199,284~~ 2,929,888
Cumulative Total	~~3,218,452~~ 2,948,056

* B - Bead, P - Patch, CS - Cap Strip

** V-Vacuum, S-Spark, AP-Air Pressure, VI-Visual, I-Impact, AL-Air Lance

CHK'D BY: [signature] SIGNATURE: Jerry Johnson

smm\92c468\Construction\PANELLOG.XLS

NYC Department of Environmental Protection

PANEL PLACEMENT LOG

PROJECT NAME: Pelham Bay Landfill

PROJECT NO. 376-HP

DATE SAT	TIME	PANEL # P-	ROLL #	SUBGR AP'D (Y/N)	DEFICIENCIES TYPE	DEFICIENCIES NUMBER	REPAIR METHOD*	REPAIR TEST Y/N	REPAIR TEST TYPE**	AREA L/W	AREA ±SQ. FT
11/25/95	7:30	906	[illegible]							96/22	2 112
	8:15	907	21607							37/22	814
	8:30	908	21727							37/20	740
	8:45	909	19303							96/22	2 112
	9:05	910	19352							78/22	1 716
	9:25	911	19348							42/22	924
	10:00	912	19377							378/22	8 316
	10:20	913	19378							378/22	8 316
	1:00	914	19385							274/22	6 028
	1:20	915	19382							240/22	5 280
	1:45	916	19371							197/22	4 334
	2:05	917	19371							174/22	3 828
	2:15	918	19382							146/22	3 212
	2:30	919	19319							111/22	2 442

COMMENTS:

Total This Sheet	50 174
From Sheet #	2,928,888
Cumulative Total	~~3,268,626~~ 2,979,062

* B - Bead, P - Patch, CS - Cap Strip

** V-Vacuum, S-Spark, AP-Air Pressure, VI-Visual, I-Impact, AL-Air Lance

CHK'D BY [signature]

SIGNATURE Jerry Johnson

NYC Department of Environmental Protection **PANEL PLACEMENT LOG**

PROJECT NAME: Pelham Bay Landfill PROJECT NO.: 876-HP

DATE SAT	TIME	PANEL # P	ROLL #	SUBGR. AP'D (Y/N)	DEFICIENCIES TYPE	DEFICIENCIES NUMBER	REPAIR METHOD*	REPAIR TEST Y/N	REPAIR TEST TYPE**	AREA L/W	AREA ±SQ. FT
11-25-95	2:45	920	19385							85/22	1870
↓	2:50	921	19385							44/22	968
↓	2:55	922	19385							14/14	196

COMMENTS

Total This Sheet	3034
From Sheet #	2,979,662 ~~3,268,625~~
Cumulative Total	~~3,271,660~~ 2,982,696

* B - Bead, P - Patch, CS - Cap Strip

** V Vacuum, S-Spark, AP-Air Pressure, VI-Visual, I-Impact, AL-Air Lance

CHK'D BY [signature] SIGNATURE [signature]

NYC Department of Environmental Protection

PANEL PLACEMENT LOG

PROJECT NAME: Pelham Bay Landfill

PROJECT NO. 876-HP

DATE Mon	TIME	PANEL #	ROLL #	SUBGR. AP'D (Y/N)	DEFICIENCIES TYPE	DEFICIENCIES NUMBER	REPAIR METHOD*	REPAIR TEST Y/N	REPAIR TEST TYPE**	AREA L/W	AREA ±SQ. FT
11-29-95	7 45	923	19342							63/22	1386
	8 00	924	19302							57/22	1254
	8 40	925	19311							52/22	1144
	8 45	926	19255							49/22	1078 1078
	9:20	927	21706							42/22	924
	10:30	928	26641							298/22	6 556
	10 50	929	21679							312/22	6 864
	11 15	930	21630							313/22	6 886
	1:40	931	21633							305/22	6 710
	1:30	932	NONE							317/22	6 974
	1:45	933	21675							309/22	6 798
	2:00	933	21875							320/22	7 040
	2:10	934	21682							322/22	7 084

COMMENTS

Total This Sheet	60,698
From Sheet #	~~3,[illegible]~~ 2,982,0
Cumulative Total	~~6,[illegible]~~ 3,042,794

* B - Bead, P - Patch, CS - Cap Strip

** V-Vacuum, S Spark, AP-Air Pressure, VI-Visual, I Impact, AL-Air Lance

CHK'D BY: [signature]

SIGNATURE [signature]

smm\92c40[illegible]\Constorm\PANELLOG.XLS

NYC Department of Environmental Protection

PANEL PLACEMENT LOG

PROJECT NAME: Pelham Bay Landfill

PROJECT NO.: 876 HP

DATE TUES	TIME	PANEL #	ROLL #	SUBGR AP'D (Y/N)	DEFICIENCIES TYPE	DEFICIENCIES NUMBER	REPAIR METHOD*	REPAIR TEST Y/N	REPAIR TEST TYPE**	AREA L/W	AREA ±SQ. FT
11-28-95	10:30	935	21609							287/22	6 314
	11:00	936	21676							243/22	5 346
	1:15	937	21631							191/22	4 202
	1:45	938	21631							151/22	3 322
	2:15	939	21676							110/22	2 420
	2:20	940	21676							49/22	1 078
	2:25	941	21361							12/13	156
	1:10	942	21676							8/10	80

COMMENTS

Total This Sheet	22 918
Run Sheet #	3,042,794
Cumulative Total	3,065,712

* B - Bead, P - Patch, CS - Cap Strip

** V-Vacuum, S Spark, AP-Air Pressure, VI-Visual, I-Impact, AL-Air Lance

CHK'D BY: [signature]

SIGNATURE: Jerry Jakobsen

smm\92c4087\consform\PANELLOG.XLS

NYC Department of Environmental Protection

PANEL PLACEMENT LOG

PROJECT NAME: Pelham Bay Landfill

PROJECT NO.: 876-HP

DATE THUR	TIME	PANEL # P-	ROLL #	SUBGR AP'D (Y/N)	DEFICIENCIES TYPE	DEFICIENCIES NUMBER	REPAIR METHOD*	REPAIR TEST Y/N	REPAIR TEST TYPE**	AREA L/W	AREA ±SQ. FT
11-30-95	12:45	943	21680							27 / 22	594
	12:55	944	21713							41 / 22	902
	1:05	945	21628							30 / 22	660
	1:20	946	21722							8 / 14	112
	1:30	947	19406							42 / 22	924
	1:45	948	19406							45 / 22	990
	1:50	949	21609							49 / 22	1078
	2:00	950	21641							52 / 22	1144
	2:05	951	21641							42 / 22	924

COMMENTS: FOR LOCATION OF PANELS SEE PAUL'S SKETCH.

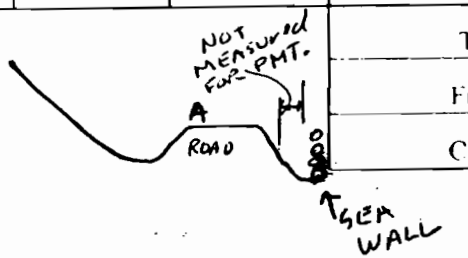

Total This Sheet	7,328
From Sheet #	3,065,712
Cumulative Total	3073040

* B - Bead, P - Patch, CS - Cap Strip

** V-Vacuum, S-Spark, AP-Air Pressure, VI-Visual, I-Impact, AL-Air Lance

CHK'D BY: [signature]

SIGNATURE: Jerry Jakobsen

NYC Department of Environmental Protection

PANEL PLACEMENT LOG

PROJECT NAME Pelham Bay Landfill

PROJECT NO.: 876-HP

DATE	TIME	PANEL #	ROLL #	SUBGR. AP'D (Y/N)	DEFICIENCIES TYPE	DEFICIENCIES NUMBER	REPAIR METHOD*	REPAIR TEST Y/N	REPAIR TEST TYPE**	AREA L/W	AREA ±SQ. FT
[illegible]	8:40	952	[illegible]							293/22	6,446
	9:05	953	21666							292/22	6,424
	10:15	954	21678							300/22	6,600
	10:30	955	21644							298/22	6,556
	11:00	956	21648		HANDLING	2	B	Y	V	300/22	6,600
	11:15	957	21673		HANDLING	2	B	Y	V	255/22	5,610
	11:45	958	21647							250/22	5,500
	1:20	959	21642							241/22	5,302
	1:45	960	21674		SUBGRADE	1	P	Y	V	233/22	5,126
	2:15	961	21649		CRIMP	2	B	Y	V	229/22	5,038
	2:55	962	21643							224/22	4,928

COMMENTS

Total This Sheet	64,130
From Sheet #	3,073,040
Cumulative Total	3,137,170

* B - Bead, P - Patch, CS - Cap Strip

** V-Vacuum, S-Spark, AP-Air Pressure, VI Visual, I-Impact, AL-Air Lance

CHK'D BY: PM

SIGNATURE: [signature]

NYC Department of Environmental Protection

PANEL PLACEMENT LOG

PROJECT NAME: Pelham Bay Landfill

PROJECT NO.: 876 HP

DATE	TIME	PANEL #	ROLL #	SUBGR. AP'D (Y/N)	DEFICIENCIES TYPE	DEFICIENCIES NUMBER	REPAIR METHOD*	REPAIR TEST Y/N	REPAIR TEST TYPE**	AREA L/W	AREA ±SQ. FT
12/4/95	7:45	P-963	19240	Y						230/22	5,060
	8:30	964	21665							197/22	4,334
	8:45	965	↓							212/22	4,664
	9:00	966	21599							208/22	4,576
	9:30	967	↓							186/22	4,092
	10:40	968	21667							201/22	4,422
	11:00	969	↓							200/22	4,400
	11:10	970	21593							194/22	4,268
	11:20	971	19233							24/22	528
	11:25	972	19317							19/22	418
	11:30	973	21593							191/22	4,202
	1:00	974	19240							163/22	3,586
	1:10	975	19377							25/22	550
	1:30	P-976	21394							184/22	4,048

COMMENTS:

Total This Sheet	49,148
From Sheet #	~~3,400,734~~ 3,137,170
Cumulative Total	~~3,475,882~~ 3,186,318

* B - Bead, P - Patch, CS - Cap Strip

** V-Vacuum, S-Spark, AP-Air Pressure, VI-Visual, I-Impact, AL-Air Lance

CHK'D BY: [signature]

SIGNATURE: [signature]

NYC Department of Environmental Protection

PANEL PLACEMENT LOG

PROJECT NAME: Pelham Bay Landfill

PROJECT NO.: 876-HP

DATE	TIME	PANEL #	ROLL #	SUBGR AP'D (Y/N)	DEFICIENCIES TYPE	DEFICIENCIES NUMBER	REPAIR METHOD*	REPAIR TEST Y/N	REPAIR TEST TYPE**	AREA L/W	AREA ±SQ. FT
12/4/95	1 10	P-977	21394	Y						180/22	3,960
	2 00	978	21643							167/22	3,674
	2 15	979	21394							10/22	220
	2 30	980	19242							175/22	3,850
	2 50	981	↓							170/22	3,740
	3 00	982	21649							154/22	3,388
↓	3 10	983	19683	↓						13/22	286

COMMENTS:

Total This Sheet	19,118
From Sheet #	~~3,175,500~~ 13,182,318
Cumulative Total	~~3,194,500~~ 3,205,436

* B - Bead, P - Patch, CS - Cap Strip

** V-Vacuum, S-Spark, AP-Air Pressure, VI-Visual, I-Impact, AL-Air Lance

CHK'D BY: PM

SIGNATURE:

Sheet 110 of 2 HS

NYC Department of Environmental Protection

PANEL PLACEMENT LOG

PROJECT NAME: Pelham Bay Landfill

PROJECT NO.: 876-HP

DATE TUES	TIME	PANEL #	ROLL #	SUBGR. AP'D (Y/N)	DEFICIENCIES TYPE	DEFICIENCIES NUMBER	REPAIR METHOD*	REPAIR TEST Y/N	REPAIR TEST TYPE**	AREA L/W	AREA ±SQ. FT
12-5-95	8:35	984	21605						162	162/22	3564
	8:45	985	21605						158	158/22	3476
	8:55	986	21577						158	158/22	3476
	9:05	987	21577						148	148/22	3256
	9:15	988	21674						147	147/22	3234
	9:25	989	21642						136	136/22	2992
	9:30	990	21647						136	136/22	2992
	10:20	991	19238						134	134/22	2948
	10:40	992	19238						131	131/22	2882
	11:00	993	19238						126	126/22	2772
	11:30	994	21595						116	116/22	2552
	11:40	995	21595						116	116/22	3132
	1:00	996	21595						114	114/22	2508
	1:20	997	21666						109	109/22	2398

COMMENTS:

Total This Sheet	42182
From Sheet #	3,205,436 ~~3,495,000~~
Cumulative Total	~~3,537,182~~ 3,247,618

* B - Bead, P - Patch, CS - Cap Strip

** V-Vacuum, S-Spark, AP-Air Pressure, VI-Visual, I-Impact, AL-Air Lance

CHK'D BY: [signature]

SIGNATURE: Jerry Jakobsen

smin\92\30\Aconsform\PANELLOG.XLS

Sheet ~~2~~ 111 of 2 115

NYC Department of Environmental Protection

PANEL PLACEMENT LOG

PROJECT NAME: Pelham Bay Landfill

PROJECT NO.: 876-HP

DATE	TIME	PANEL #	ROLL #	SUBGR AP'D (Y/N)	DEFICIENCIES TYPE	DEFICIENCIES NUMBER	REPAIR METHOD*	REPAIR TEST Y/N	REPAIR TEST TYPE**	AREA L/W	AREA ±SQ. FT
Tues	Tues										
12-5-95	1:45	998	~~21666~~	21672						111/22	2442
	2:15	999	21673							109/22	2398
	2 50	1000	21603		P	1	P	Y	V	110/22	2420
	3:00	1001	21603							119/22	2618

COMMENTS

Total This Sheet	9878
From Sheet #	3,247,618
Cumulative Total	3,257,486

* B - Bead, P - Patch, CS - Cap Strip

** V-Vacuum, S-Spark, AP-Air Pressure, VI-Visual, I-Impact, AL-Air Lance

CHK'D BY: [signature]

SIGNATURE: [signature]

smm\92c4087\consform\PANELLOG.XLS

PM 37°F @ 4PM

Sheet 112 of 115

NYC Department of Environmental Protection

PANEL PLACEMENT LOG

PROJECT NAME Pelham Bay Landfill

PROJECT NO.: 876-HP

DATE WED	TIME	PANEL #	ROLL #	SUBGR. AP'D (Y/N)	DEFICIENCIES TYPE	DEFICIENCIES NUMBER	REPAIR METHOD*	REPAIR TEST Y/N	REPAIR TEST TYPE**	AREA L/W	AREA ±SQ. FT
12-6-95	8:00	1002	21603					105/22	1	105/22	2310
	8 10	1003	19239							109/22	2398
	8 20	1004	19239							106/22	2332
	8:36	1005	19239							110/22	2420
	8:50	1006	21678							109/22	2398
	9:20	1007	21644							110/22	2420
	10:15	1008	~~21605~~ 21648							80/22	1760
	10:30	1009	21605							48/22	1056
	~~10 40~~	~~1010~~ PATCH	~~21648~~							—	
	10:50	~~1011~~ 1010	19239							25/22	550
	3:30	1011	21633							63/22	1386
	3:45	1012	21875							63/22	1386

COMMENTS

Total This Sheet	20,416
From Sheet #	3,257,486
Cumulative Total	~~3,567,476~~ 3,277,902

* B Bead, P - Patch, CS - Cap Strip

** V-Vacuum, S-Spark, AP-Air Pressure, VI-Visual, I-Impact, AL-Air Lance

CHK'D BY: [signature]

SIGNATURE: Jerry Jacobsen

NYC Department of Environmental Protection

PANEL PLACEMENT LOG

PROJECT NAME: Pelham Bay Landfill

PROJECT NO. 876-HP

DATE THUR	TIME	PANEL #	ROLL #	SUBGR AP'D (Y/N)	DEFICIENCIES TYPE	DEFICIENCIES NUMBER	REPAIR METHOD*	REPAIR TEST Y/N	REPAIR TEST TYPE**	AREA L/W	AREA ±SQ. FT
12-7-95	8 00	1013	21682							67/22	1474
	10 30	1014	UNKNOWN REMENANT							28/22	616
	10 30	1015								15/22	330
	10 30	1016								28/22	616
	11 30	1017	21630							73/22	1606
	11 40	1018	21679							67/22	1474
	1:30	1019	REMENANT UNKNOWN							63/22	1386
	2:25	1020	19424							58/22	1276
	2:30	1021	19424							47/22	1034

COMMENTS

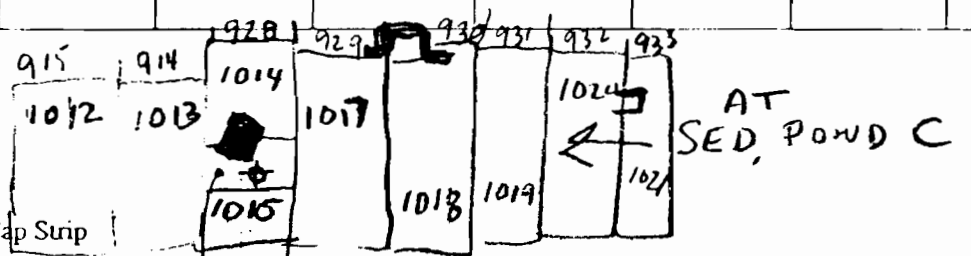

Total This Sheet 9,812

From Sheet # ~~3,567,476~~ 3277,9

Cumulative Total ~~3,577,288~~ 3,287,714

* B - Bead, P - Patch, CS - Cap Strip

** V-Vacuum, S-Spark, AP-Air Pressure, VI-Visual, I-Impact, AL-Air Lance

CHK'D BY: [signature] P. 1015

SIGNATURE: [signature]

smm\92c4037\consform\PANELLOG.XLS

NYC Department of Environmental Protection

PANEL PLACEMENT LOG

PROJECT NAME: Pelham Bay Landfill

PROJECT NO.: 876-HP

DATE	TIME	PANEL #	ROLL #	SUBGR. AP'D (Y/N)	DEFICIENCIES TYPE	DEFICIENCIES NUMBER	REPAIR METHOD*	REPAIR TEST Y/N	REPAIR TEST TYPE**	AREA L/W	AREA ±SQ. FT
12/8/95		1022	19370							37/22	814
		1023	↓							37/22	814
		1024	↓							1 / 3	27
		1025	↓							12 / 34 / 22	633
		1026	32100							36/22	792
		1027	↓							34/22	748
		1028	↓							34/22	748
		1029	21688							34/22	748
		1030	↓							32/22	704
		1031	↓							29/22	638
		1032	19309							28/22	616
		1033	19312							26/22	572
		1034	↓							22/22	484
		1035	21719							18/22	396
										16/22	352

COMMENTS

1036
1037
1038
1039
1040
} PATCHES

Total This Sheet	9,086
From Sheet #	3,287,714
Cumulative Total	3,296,800

* B - Bead, P - Patch, CS - Cap Strip

** V-Vacuum, S-Spark, AP-Air Pressure, VI-Visual, I-Impact, AL-Air Lance

CHK'D BY: PM

SIGNATURE: [signature]

NYC Department of Environmental Protection

PANEL PLACEMENT LOG

PROJECT NAME: Pelham Bay Landfill

PROJECT NO.: 876-HP

DATE	TIME	PANEL #	ROLL #	SUBGR AP'D (Y/N)	DEFICIENCIES TYPE	DEFICIENCIES NUMBER	REPAIR METHOD*	REPAIR TEST Y/N	REPAIR TEST TYPE**	AREA L/W	AREA ±SQ. FT
12/13/95	AM	1041	21652	?	SUBGRADE	2	P	P	V	45 / 56	1,232
↓	↓	1042	↓		SUBGRADE	1	P	P	V	49/22	1,078
		1043								44/22	968
		1044								43/22	946
		1045			HANDLINE	1	B	B	V	17 / 46	391
		1046								16 / 44	352
		1047								46/22	1,012
	PM	1048	21604							41/22	902
		1049								41/22	902
		1050								37/22	814
		1051								35/22	770
		1052								39/22	858
		1053								30 / 40	350
↓	↓	1054	↓							36 / 15 / 45	608

COMMENTS

Total This Sheet	11,183
From Sheet #	3,296,800
Cumulative Total	3,307,983

* B - Bead, P - Patch, CS - Cap Strip

** V-Vacuum, S-Spark, AP-Air Pressure, VI-Visual, I-Impact, AL-Air Lance

CHK'D BY: PM

SIGNATURE:

PANEL REPLACEMENT DATA

1 EXTRUDED

Sheet TR-1 of 1

NYC Department of Environmental Protection

PANEL PLACEMENT LOG

PROJECT NAME: Pelham Bay Landfill

PROJECT NO.: 876-HP

DATE	TIME	PANEL #	ROLL #	SUBGR. AP'D (Y/N)	DEFICIENCIES TYPE	DEFICIENCIES NUMBER	REPAIR METHOD*	REPAIR TEST Y/N	REPAIR TEST TYPE**	AREA L/W	AREA ±SQ. FT
5/31/96	8:00	T-R1	03032371	TOP Y BOTTOM N	DEBRIS	3	P+B	Y	V	120/22	2,640
	8:15	T-R2	↓							122/22	2,684
	8:30	T-R3	↓		SUBGRADE	1	CUT OUT + P	Y	V	123/22	2,706
	9:00	T-R4	04019914		SUBGRADE WELL	1 1	CUT OUT + P BOOT	Y	V	126/22	2,772
	9:15	T-R5	↓							122/22	2,684
	9:30	T-R6	↓							57/22	1,254
	10:45	T-R7	07019334							60/22	1,320
	11:15	T-R8	NONE							113/22	2,486
	11:30	T-R9	NONE							37/22	814
	11:45	T-R10	NONE							69/22	1,518
	12:50	T-R11	07019344							100/22	2,200

COMMENTS:

699 | TR-1 | 700

R-80 29/22
02035926

Total This Sheet	23078
From Sheet # —	—
Cumulative Total	23,078

* B - Bead, P - Patch, CS - Cap Strip

** V-Vacuum, S-Spark, AP-Air Pressure, VI-Visual, I-Impact, AL-Air Lance

CHK'D BY: _____ SIGNATURE: _____

smm\92c4087\consform\PANELLOG.XLS

Sheet R-1 of 12

NYC Department of Environmental Protection — **PANEL PLACEMENT LOG**

PROJECT NAME: Pelham Bay Landfill — PROJECT NO.: 876-HP

DATE	TIME	PANEL #	ROLL #	SUBGR. AP'D (Y/N)	DEFICIENCIES TYPE	DEFICIENCIES NUMBER	REPAIR METHOD*	REPAIR TEST Y/N	REPAIR TEST TYPE**	AREA L/W	AREA ±SQ. FT
5/17/96	10:40	R-1	05032730	Y					2 9 16 14	12 / 22	264 → 272
		R-2	05032730	Y					14' 17 18'	16 / 16	256 → 27
		R-3	↓	Y					18' 25	23 / 22	506 → 47
		R-4		Y					25 36	34 / 22	748 → 67
		R-5		Y					36 22 43	40 / 20	800 → 86
		R-6		Y					43' 53	50 / 23	1150 → 105
		R-7		Y					53' 51	53 / 22	1166 → 114
		R-8	↓	Y					51' 41	50 / 23	1150 → 141
	11:12	R-9	05032730	Y					41	46 / 23	1058 → 9
	11:25	R-10	5032730	Y					47 4' 49	48 / 22	1056 105
	1:	R 11	5032727	Y	obj'neath		P	Y V	49' 53	49 / 23	1127 → 11
	1:39	R 12	↓	Y	Obj'neath		P	Y V	53 57	52 / 22	1144 → 12
	1:48	R 13	↓	Y					57 59	56 / 22	1232 → 12
	2:05	R 14	5032727	Y					59 63	60 / 22	1320 → 13

COMMENTS:

Total This Sheet	12,977
From Sheet # 0	—
Cumulative Total	12,701

12,70

* B - Bead, P - Patch, CS - Cap Strip

** V-Vacuum, S-Spark, AP-Air Pressure, VI-Visual, I-Impact, AL-Air Lance

CHK'D BY: [signature] SIGNATURE: Yuri Mykolayevych

smm\92c408 / consform\PANELLOG.XLS

Sheet R-2 of 12

NYC Department of Environmental Protection **PANEL PLACEMENT LOG**

PROJECT NAME: Pelham Bay Landfill PROJECT NO.: 876-HP

DATE	TIME	PANEL #	ROLL #	SUBGR. AP'D (Y/N)	DEFICIENCIES TYPE	DEFICIENCIES NUMBER	REPAIR METHOD*	REPAIR TEST Y/N	REPAIR TEST TYPE**	AREA L/W	AREA ±SQ. FT
5/17/96	2:15	R15	5032727	Y						~~66/27~~	~~1518~~
										63' 19	1452

COMMENTS:

Total This Sheet	1452
From Sheet #	12701
Cumulative Total	14,153

* B - Bead, P - Patch, CS - Cap Strip

** V-Vacuum, S-Spark, AP-Air Pressure, VI-Visual, I-Impact, AL-Air Lance

CHK'D BY: [signature] SIGNATURE: _____

smm\92c4087\consform\PANELLOG.XLS

Sheet R-3 of 12

NYC Department of Environmental Protection — **PANEL PLACEMENT LOG**

PROJECT NAME: Pelham Bay Landfill — PROJECT NO.: 876-HP

DATE	TIME	PANEL #	ROLL #	SUBGR AP'D (Y/N)	DEFICIENCIES TYPE	DEFICIENCIES NUMBER	REPAIR METHOD*	REPAIR TEST Y/N	REPAIR TEST TYPE**	AREA L/W	AREA ±SQ. FT
5/20/96	8:00	R-16	05032723	Y						70/22	1,540
	8:10	R-17			HANDLING	2	B	Y	V	73/22	1,606
	8:20	R-18								74 [15 / 22] 43	1,519
5/21/96	9:25	R-19	5032731	Y						66 x 22	1452
	9:30	R-20	↓	↓						68 x 22	149.6
	9:35	R-21	↓	↓						66 x 22	1452
	10:30	R-22	3037516	Y						66 x 22	1452
	10:40	R-23								65 x 22	1430
	10:45	R-24								62 x 22	1364
	10:47	R-25								63 x 22	1386.
	10:55	R-26								63 x 22	1386
	11:00	R-27								52 x 22	1144.
	11:05	R-28								71 x 22	1562.
	11:08	R-29	↓	↓						76 x 22	1672

Daniel O'Connor

COMMENTS:

Total This Sheet	20461
From Sheet #	14153
Cumulative Total	34,614

* B - Bead, P - Patch, CS - Cap Strip

** V-Vacuum, S-Spark, AP-Air Pressure, VI-Visual, I-Impact, AL-Air Lance

CHK'D BY: [signature] SIGNATURE: see side notes

smm\92c4087\conform\PANELLOG.XLS

NYC Department of Environmental Protection — **PANEL PLACEMENT LOG**

PROJECT NAME: Pelham Bay Landfill — PROJECT NO.: 876-HP

W. Elmer

DATE	TIME	PANEL #	ROLL #	SUBGR AP'D (Y/N)	DEFICIENCIES TYPE	DEFICIENCIES NUMBER	REPAIR METHOD*	REPAIR TEST Y/N	REPAIR TEST TYPE**	AREA L/W	AREA ±SQ. FT
5/21/96	11:32	R-30	3037528							70 x 22	1540
	11:40	R-31	5032731							48 V 42 (19)	(½) 42 x 19 401

COMMENTS:

Total This Sheet	1941
From Sheet #	34614
Cumulative Total	36,555

* B - Bead, P - Patch, CS - Cap Strip

** V-Vacuum, S-Spark, AP-Air Pressure, VI-Visual, I-Impact, AL-Air Lance

CHK'D BY: [signature] SIGNATURE: see left side

NYC Department of Environmental Protection

PANEL PLACEMENT LOG

PROJECT NAME: Pelham Bay Landfill

PROJECT NO.: 876-HP

DATE	TIME	PANEL #	ROLL #	SUBGR AP'D (Y/N)	DEFICIENCIES TYPE	DEFICIENCIES NUMBER	REPAIR METHOD*	REPAIR TEST Y/N	REPAIR TEST TYPE**	AREA L/W	AREA ±SQ. FT
5/23/96	7:30	R-32	3037518							191 x 22	4,202
	7:40	R-33	↓							217 x 22	4,774
	7:50	R-34	↓							109 x 22	2,398
	8:10	R-35	3037520							109 x 22	2,398
	8:20	R-36	↓							216 x 22	4,752
	8:30	R-37	↓							215 x 22	4,730
	8:40	R-38	↓							54 x 22	1,188
	9:05	R-39	2035902							162 x 22	3,564
	9:15	R-40	↓							218 x 22	4,796
	9:25	R-41	↓							42 x 22	924
	9:40	R-42	3037446							178 x 22	3,916
	9:50	R-43	↓							223 x 22	4,906
	10:30	R-44	↓							148 x 22	3,256
↓	10:50	R-45	5032715							75 x 22	1,650

Total This Sheet	47,452
From Sheet #	36,555
Cumulative Total	84,007

COMMENTS:

* B - Bead, P - Patch, CS - Cap Strip

** V-Vacuum, S-Spark, AP-Air Pressure, VI-Visual, I-Impact, AL-Air Lance

CHK'D BY: _____ SIGNATURE: _____

NYC Department of Environmental Protection

PANEL PLACEMENT LOG

PROJECT NAME: Pelham Bay Landfill

PROJECT NO.: 876-HP

DATE	TIME	PANEL #	ROLL #	SUBGR AP'D (Y/N)	DEFICIENCIES TYPE	DEFICIENCIES NUMBER	REPAIR METHOD*	REPAIR TEST Y/N	REPAIR TEST TYPE**	AREA L/W	AREA ±SQ. FT
5/23/96	12.45	R-46	05032735	Y	SUBGRADE	6	cut out + P	Y	V	224/22	4,938
	1.00	R-47	05032735	Y						111/22	2,442
	1.25	R-48	05032733	Y						113/22	2,486
	1.40	R-49	05032733	Y						229/22	5,038
	2.10	R-50	05032733	Y						58/22	1,276

COMMENTS:

Total This Sheet	16,170
From Sheet #	84,007
Cumulative Total	100,177

* B - Bead, P - Patch, CS - Cap Strip

** V-Vacuum, S-Spark, AP-Air Pressure, VI-Visual, I-Impact, AL-Air Lance

CHK'D BY: _____ SIGNATURE: _____

Sheet R-7 of 12

NYC Department of Environmental Protection — **PANEL PLACEMENT LOG**

PROJECT NAME: Pelham Bay Landfill — PROJECT NO.: 876-HP

DATE	TIME	PANEL #	ROLL #	SUBGR AP'D (Y/N)	DEFICIENCIES TYPE	DEFICIENCIES NUMBER	REPAIR METHOD*	REPAIR TEST Y/N	REPAIR TEST TYPE**	AREA L/W	AREA ±SQ. FT
5/24/96	7:25	R51	02035929	Y	SUBGRADE	1	cut out + P	Y	V	177/22	3,894
	7:40	R52	02035929							242/22	5,324
	8:05	R53	02035919							238/22	5,236
	8:20	R54	02035919							179/22	3,938
	8:40	R55	05032734		FABRICATION	4	B	Y	V	61/22	1,342
	9:00	R56	05032734		HANDLING	4	B	Y	V	240/22	5,280
	10:25	R57								40/22	880
	10:30	R58								50/22	1,100
	10:35	R59								58/22	1,276
	10:40	R60								67/22	1,474
	10:	R61								66/22	1,452
		R62								66/22	1,452
		R63								69/22	1,518
		R64								72/22	1,584

COMMENTS: R65, R66

Total This Sheet (73/22)	38,588 (1,606)
From Sheet # (56/22)	100,177 (1,232)
Cumulative Total	138,765

* B - Bead, P - Patch, CS - Cap Strip

** V-Vacuum, S-Spark, AP-Air Pressure, VI-Visual, I-Impact, AL-Air Lance

CHK'D BY: _____ SIGNATURE: _____

smm\92[illegible]\consform\PANELLOG.XLS

NYC Department of Environmental Protection — **PANEL PLACEMENT LOG**

PROJECT NAME: Pelham Bay Landfill — PROJECT NO.: 876-HP

DATE	TIME	PANEL #	ROLL #	SUBGR. AP'D (Y/N)	DEFICIENCIES TYPE	DEFICIENCIES NUMBER	REPAIR METHOD*	REPAIR TEST Y/N	REPAIR TEST TYPE**	AREA L/W	AREA ±SQ. FT
5/29/96	7:15	R-67	02036235	Y						230/22	5,060
	7:30	R-68	↓		clips	3	B	Y	V	180/22	3,960
	8:00	R-69	05032736							56/22	1,232
	8:15	R-70	↓							238/22	5,236
	8:30	R-71	↓							116/22	2,552
	8:50	R-72	02035727							126/22	2,772
	8:55	R-73	↓		cable tie	1	cut out + P	Y	V	244/22	5,368
	10:30	R-74	↓							46/22	1,012
	12:45	R-75	03037525		punctures	2	P	Y	V	195/22	4,290
	1:40	R-76	↓							245/22	5,390
	1:55	R-77	↓							155/22	3,410
	2:05	R-78	02035926							88/22	1,936
	2:15	R-79	↓							245/22	5,390
5/30/96	8:10	R-80	02035926							29/22	638

COMMENTS: 2 Bricks 2 Cnds

Total This Sheet	~~48,246~~
From Sheet #	138,765
Cumulative Total	~~186,371~~ 187,011

* B - Bead, P - Patch, CS - Cap Strip

** V-Vacuum, S-Spark, AP-Air Pressure, VI-Visual, I-Impact, AL-Air Lance

CHK'D BY: _____ SIGNATURE: [signature]

9240

Sheet R-9 of 12

NYC Department of Environmental Protection

PANEL PLACEMENT LOG

PROJECT NAME: Pelham Bay Landfill

PROJECT NO.: 876-HP

DATE	TIME	PANEL #	ROLL #	SUBGR. AP'D (Y/N)	DEFICIENCIES TYPE	DEFICIENCIES NUMBER	REPAIR METHOD*	REPAIR TEST Y/N	REPAIR TEST TYPE**	AREA L/W	AREA ±SQ. FT
6/4/96	11:15	R-81	03037517	Y	HANDLING	1	B	Y	V	240/22	5280
	11:45	R-82	↓							253/22	5566
	12:45	R-83	03037517		WIND	2	B	Y	V	106/22	2332
	1:00	R-84	02035928		HANDLING	3	B	Y	V	150/22	3300
	1:15	R-85	02035928							263/22	5786
	2.00	R86	02035938							157	2696

COMMENTS:

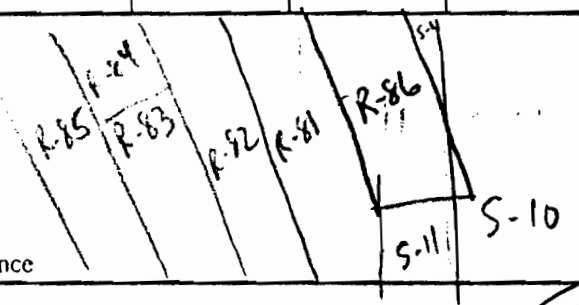

Total This Sheet	24954
From Sheet #	187,011
Cumulative Total	211,965

* B - Bead, P - Patch, CS - Cap Strip

** V-Vacuum, S-Spark, AP-Air Pressure, VI-Visual, I-Impact, AL-Air Lance

CHK'D BY: _____ SIGNATURE: _____

NYC Department of Environmental Protection

PANEL PLACEMENT LOG

PROJECT NAME: Pelham Bay Landfill

PROJECT NO.: 876-HP

DATE	TIME	PANEL #	ROLL #	SUBGR. AP'D (Y/N)	DEFICIENCIES TYPE	DEFICIENCIES NUMBER	REPAIR METHOD*	REPAIR TEST Y/N	REPAIR TEST TYPE**	AREA L/W	AREA ±SQ. FT
6/5/96	7:45	R-87	02035938	Y						254/22	5588
	8:45	R-88	02035961							249/22	5478
	9:25	R-89	↓							166/22	3652
	9:45	R-90	04025901							72/22	1584.
	10:00	R-91	↓							177 □ 216	4323.
	10:30	R-92	↓							120/22	2640
	11:00	R-93	05032727							16 □ 57	803
	11:15	R-94	↓		CARBON	2	B	Y	V	93 □ 134	2497.
	11:30	R-95	↓							50 □ 93	1573
	11:45	96	0							11 □ 50	671
	12:45	97	02032729							118/22	2596.
	1:20	98	03037497		HANDLING Roll R-96	2	B	Y	V	97/22	2134
	1:35	R-99	↓							213/22	4686
	1:50	R-100	↓							215/22	4730

COMMENTS:

R-85 R-87 R-88 R-89 R-90 R-91 R-92 R-93 R-94 R-95 R-97 R-98 R-99 R-100

Total This Sheet	42,955
From Sheet #	211,965
Cumulative Total	254,920



* B - Bead, P - Patch, CS - Cap Strip

** V-Vacuum, S-Spark, AP-Air Pressure, VI-Visual, I-Impact, AL-Air Lance

DS-R25 R86-S11
DS-R26 "
DS-R27 R83-93

CHK'D BY: _____

SIGNATURE: [signature]

smm\92c4087\consform\PANELLOG.XLS

Sheet R-11 of 12

NYC Department of Environmental Protection — **PANEL PLACEMENT LOG**

PROJECT NAME: Pelham Bay Landfill — PROJECT NO.: 876-HP

DATE	TIME	PANEL #	ROLL #	SUBGR. AP'D (Y/N)	DEFICIENCIES TYPE	DEFICIENCIES NUMBER	REPAIR METHOD*	REPAIR TEST Y/N	REPAIR TEST TYPE**	AREA L/W	AREA ±SQ. FT
6/6/96	7:40	R-101	03037497	Y						64/22	1,408
	8:00	R-102	02035913							152/22	3,344
	8:10	R-103	↓							66/17	1,122
	8:20	R-104								75/9	675
	8:20	R-105								78/9	702
	10:30	R-106								116/22	2,552
	11:00	R-107	02035935							80/22	1,760
	11:20	R-108	↓							200/22	4,400
	11:40	R-109								21/22	462
	11:50	R-110	02035935							113/22	2,486
	12:50	R-111	03037519							67/22	1,474
	1:10	R-112	03037519							207/22	4,554
	2:25	R-113	03037519							187/22	4,114
	2:35	R-114	03037519							144/22	3,168

Total This Sheet	32,220
From Sheet #	254,920
Cumulative Total	287,140

COMMENTS:

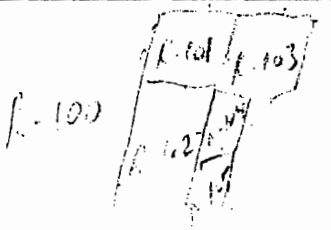

* B - Bead, P - Patch, CS - Cap Strip

** V-Vacuum, S-Spark, AP-Air Pressure, Vi-Visual, I-Impact, AL-Air Lance

CHK'D BY: _____ SIGNATURE: _____

smun\92c4(87.consform\PANELLOG.XLS

NYC Department of Environmental Protection

PANEL PLACEMENT LOG

PROJECT NAME: Pelham Bay Landfill

PROJECT NO.: 876-HP

DATE	TIME	PANEL #	ROLL #	SUBGR. AP'D (Y/N)	DEFICIENCIES TYPE	DEFICIENCIES NUMBER	REPAIR METHOD*	REPAIR TEST Y/N	REPAIR TEST TYPE**	AREA L/W	AREA ±SQ. FT
6/7/96	7:20	R-115	0303752	7 Y						43/22	946
	7:30	R-116								186/22	4,092
	7:45	R-117								185/22	4,070
	8:00	R-118								174/22	3,828
	2:40	R-119	02036234							169/22	3,718
	10:20	R-120								189/22	4,158
	10:30	R-121								49/22	1,078
	10:50	R-122	03037521							132/22	2,904
	11:00	R-123	03037521							110/22	2,420
	11:10	R-124								53/15	795
	...										

COMMENTS:

Total This Sheet	28,809
From Sheet #	287,141
Cumulative Total	315,150

* B - Bead, P - Patch, CS - Cap Strip

** V-Vacuum, S-Spark, AP-Air Pressure, VI-Visual, I-Impact, AL-Air Lance

CHK'D BY: _____ SIGNATURE: _____

smm\92c4087\consform\PANELLOG.XLS

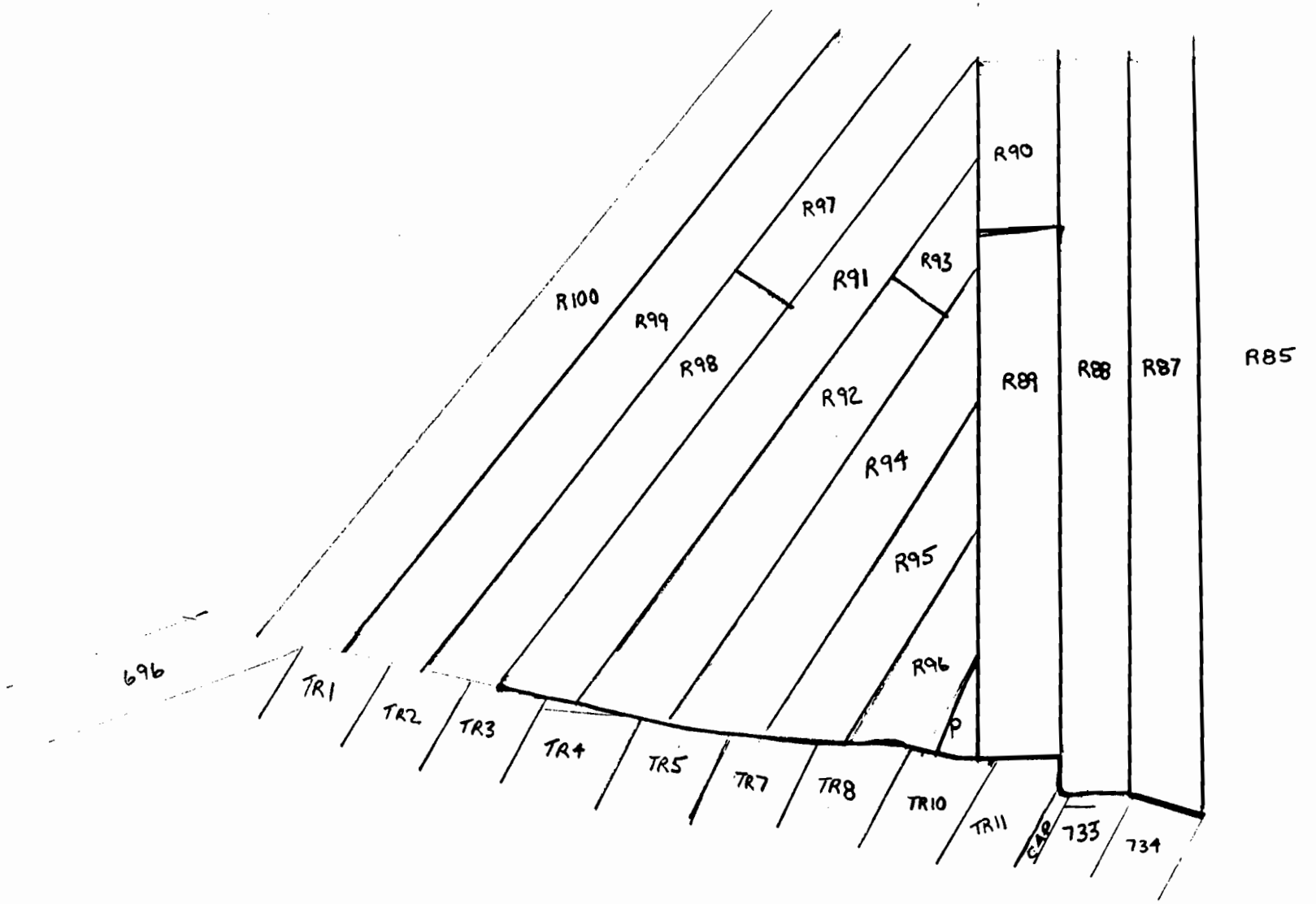
R100
R99
R98
R97
R91
R93
R92
R94
R95
R96
R90
R89
R88
R87
R85
696
TR1
TR2
TR3
TR4
TR5
TR7
TR8
TR10
TR11
733
734

B-3 HDPE Geomembrane QA Seaming Log

Sheet 1 of 202

NYC Department of Environmental Protection — SEAMING LOG

PROJECT NAME: Pelham Bay Landfill — PROJECT NO.: 876-HP

DATE	TIME	SEAM NUMBER	SEAM LENGTH	EQUIP. NUMBER	TECH.	TEMP AMB	TEMP SHEET	DEFICIENCIES TYPE	DEFICIENCIES NUMBER	REPAIR METHOD*	REPAIR TEST Y/N	REPAIR TEST TYPE**
5/3/95	8:45	1-2	130'	W1020	LS	60"	60"					
	9:00	2-3	126'	W1067	MS			BURNOUT	1	NOT NEEDED		
	10:10	3-4	123'	1020	LS							
	10:20	4-5	117'	1067	MS							
	10:50	5-6	115'	1020	LS							
	11:00	6-7	87'	1067	MS							
	11:15	6-8	26'	1067	MS	65"	65"	BURNOUT	1	P	Y	V
	11:45	8-9	27'	1020	LS							
	12:55	7-8	22'	1067	MS			*	1	C	Y	V
	1:15	9-9	87'	1020	LS							
	1:25	9-10	107'	1067	MS							
	1:40	10-11	100'	1020	LS			BURNOUT	1	P	Y	V
	2:05	12-11	106'	1067	MS			BURNOUT	1	B	Y	V
	2:15	12-13	109'	1020	LS							

COMMENTS: * DUE TO CROSS-SEAM BETWEEN ANCHOR TRENCHES, GUNDLE/DEP AGREED TO CAP STRIP ABOVE ENTIRE CROSS-SEAM. NO CROSS SEAMING IS ALLOWED BETWEEN ANCHOR TRENCHES AS PER SPECIFICATIONS

* B - Bead, P - Patch, CS - Cap Strip

** V-Vacuum, S-Spark, AP-Air Pressure, VI-Visual, I-Impact, AL-Air Lance

CHK'D BY: [signature] SIGNATURE: [signature]

smm\92c4087\conform\SEAMLOG.XLS

NYC Department of Environmental Protection

SEAMING LOG

PROJECT NAME: Pelham Bay Landfill

PROJECT NO.: 876-HP

DATE	TIME	SEAM		EQUIP.	TECH.	TEMP		DEFICIENCIES		REPAIR	REPAIR TEST	
		NUMBER	LENGTH	NUMBER		AMB	SHEET	TYPE	NUMBER	METHOD*	Y/N	TYPE**
5/3/95	2:46	13-14	110'	1067	MS	65°	65°	SLIGHT BO	1	NOT	NEED TO	DC
	3:15	14-15	113'	1020	LS							
	3:30	15-16	118'	1067	MS			FUSION TH	1	P 24 HRS	Y	V
	3:45	16-17	117'	1020	LS							

COMMENTS 14/15 AND 16/17 STOPPED SHORT 1' IN LOWER ANCHOR TRENCH DUE TO MOIST CONDITIONS

* B - Bead, P - Patch, CS - Cap Strip

** V-Vacuum, S-Spark, AP-Air Pressure, VI-Visual, I-Impact, AL-Air Lance

CHK'D BY: [signature] SIGNATURE: [signature]

Sheet 3 of 202

NYC Department of Environmental Protection **SEAMING LOG**

PROJECT NAME: Pelham Bay Landfill PROJECT NO.: 876-HP

DATE	TIME	SEAM NUMBER	SEAM LENGTH	EQUIP. NUMBER	TECH.	TEMP AMB	TEMP SHEET	DEFICIENCIES TYPE	DEFICIENCIES NUMBER	REPAIR METHOD*	REPAIR TEST Y/N	REPAIR TEST TYPE**
5/4/95	8:05	18-19	244'	1020	LA	56	56	B.O., SEVERE CRIMPS	1,8	B	Y	V
	9:25	2-19	22'	1067	MS	62	62	BURNOUT, SLIGHT B.O.	2	B	Y	V
	9:30	1-18	22'	1067	MS	↓	↓	SLIGHT B.O	1	NOT NEEDED		DC
	10:40	19-20	244'	1067	MS	66	66	B.O.	4	B	Y	V
	10:55	3-20	22'	1020	LA	↓	↓	NONE				
	11:10	20-21	244'	1020	LA	70	70	FISHMOUTH B.O	2 2	B	Y	V
	1:00	21-22	253'	1067	MS			NONE				
	1:15	22-23	243'	1020	LA							
	2:00	23-24	244'	1067	MS							
	2:15	24-25	248'	1020	LA	↓	↓	FISHMOUTH	2	B	Y	V
	3:35	25-26	257'	1067	MS	60	60	NONE				
	3:37	26-27	261'	1020	LA							
	4:50	26-10	22'	1067	VS							
	4:50	27-10 RM	22'	1020	LA	↓	↓	↓				

COMMENTS 2,582' of SEAM PLACED. 5 MORE DESTRUCTIVE SEAMS ARE DUE. NONE ARE MARKED OUT AS OF YET

* B - Bead, P - Patch, CS - Cap Strip

** V-Vacuum, S-Spark, AP-Air Pressure, VI-Visual, I-Impact, AL-Air Lance

CHK'D BY: _____ SIGNATURE: [signature]

smm\92c4087\consform\SEAMLOG.XLS

NYC Department of Environmental Protection

SEAMING LOG

PROJECT NAME: Pelham Bay Landfill

PROJECT NO.: 876-HP

DATE	TIME	SEAM NUMBER	SEAM LENGTH	EQUIP. NUMBER	TECH.	TEMP AMB	TEMP SHEET	DEFICIENCIES TYPE	DEFICIENCIES NUMBER	REPAIR METHOD*	REPAIR TEST Y/N	REPAIR TEST TYPE**
5-8-95	802 AM	9/25	22'	W-1067	M.S.	52°	SAME					
	805	8/24	22'	1067	M.S.	52°	"					
	825	1/28	1241/135'*	1020	L.A.	52°	"	B	1	B	Y	V
	850	6/23	22'	1067	M.S.	52°	"					
	900	5/22	22'	1067	M.S.	52°	"					
	905	4/21	22'	1067	M.S.	52°	"					
	907	29/29	140/140	1020	L.A.	52°	"	B	1	B	Y	V
	930	29/30	143/143	1067	M.S.	52°	"					
	950	30/31	148/148	1020	L.A.	55°	"	B	2	B	Y	V
	1028	31/32	113/113	1067	M.S.	55°	"					
	1100	32/33	175/175	1020	L.A.	55°	"					
	1120	32/34	21/21	1020	L.A.	55°	"					
	1130	33/34	7/7	1020	L.A.	55°	"					
	1140	34/35	46/46	1067	M.S.	55°	"					

COMMENTS: Total Seams This Sheet 927'

* 11' REMAINDER WILL BE EXTRUD. WELDED AT LATER DATE CHANGES IN BLUE PEN MADE 5/10/95 AFTER MEASUREMENT

* B - Bead, P - Patch, CS - Cap Strip

** V-Vacuum, S-Spark, AP-Air Pressure, VI-Visual, I-Impact, AL-Air Lance

CHK'D BY: SIGNATURE:

NYC Department of Environmental Protection

SEAMING LOG

PROJECT NAME: Pelham Bay Landfill

PROJECT NO.: 876-HP

DATE	TIME	SEAM		EQUIP.	TECH.	TEMP		DEFICIENCIES		REPAIR	REPAIR TEST	
		NUMBER	LENGTH	NUMBER		AMB	SHEET	TYPE	NUMBER	METHOD*	Y/N	TYPE**
5-8-95	1150	34/36	56/	1020	L.A.	60°	60					
	1255	36/37	38/38	1020	L.A	65°	65					
	123	38/39	49/49	1067	M.S.	65	65	BURN	1	B	Y	V
	123	31/38	40/40	1020	L.A	65	65					
	130	39/40	23/23	1020	L.A.	65	65	BURN	1	B	Y	V
	153	36/39	18/18	W 1020	L.A	65	65					
	159	32/38	21/21	1020	L.A	70°	70°					
	208	37/41	13/13	1020	L.A.	70°	70°					

COMMENTS Total Seams This Sheet
258 LF

* B - Bead, P - Patch, CS - Cap Strip

** V-Vacuum, S-Spark, AP-Air Pressure, VI-Visual, I-Impact, AL-Air Lance

CHK'D BY: _____ SIGNATURE: _____

NYC Department of Environmental Protection

SEAMING LOG

PROJECT NAME: Pelham Bay Landfill

PROJECT NO.: 876-HP

	DATE	TIME	SEAM NUMBER	SEAM LENGTH	EQUIP. NUMBER	TECH.	TEMP AMB	TEMP SHEET	DEFICIENCIES TYPE	DEFICIENCIES NUMBER	REPAIR METHOD*	REPAIR TEST Y/N	REPAIR TEST TYPE**
(1)	5/8/95 MON	2:10	40/41 SUN	23'	1067	MS	70°F	70°		0			
(2)		2:30	33/35 TOP OF PIPE	12'	1020	LA				0			
(3)		2:40	33/42	41	1020	L.A.				0			
(4)		2:50	37/40	24' ✓	1067	M.S				0			
(5)		3:00	27/39	12	1067	MS				0			
(6)		3:00	35/42	22 ✓	1020	LA				0			
(7)		3:25 →435	27/43 ↗	265	1020	LA			P=1 B=2		B	Y	V
(8)	▼	3:35 →445	43/44 ↗	264	1067	MS							

COMMENTS: TOTAL Seams This Sheet 663' LF

1) GRIND Seam
2) APPLY BEAD W/ EXCRUSION WELDER.

* B - Bead, P - Patch, CS - Cap Strip

** V-Vacuum, S-Spark, AP-Air Pressure, VI-Visual, I-Impact, AL-Air Lance

CHK'D BY: [signature]

SIGNATURE: [signature]

smm\92c4087\conform\SEAMLOG.XLS

Sheet 7 of 202

NYC Department of Environmental Protection

SEAMING LOG

PROJECT NAME: Pelham Bay Landfill

PROJECT NO.: 876-HP

	DATE	TIME	SEAM NUMBER	SEAM LENGTH	EQUIP. NUMBER	TECH.	TEMP AMB	TEMP SHEET	DEFICIENCIES TYPE	DEFICIENCIES NUMBER	REPAIR METHOD*	REPAIR TEST Y/N	REPAIR TEST TYPE**
	Tues												
1	5/9/95	7:45	13/44	20	1067	MS	60	60	-	0			
2		7:50	12/43	20	1067	MS	60	60	-	0			
3	-	7:57	44/45	259	1020	LA	60	60	B/P	1	B	Y	V
4		8:05	45/46	256	1067	MS	60	60	P	1	B	Y	V
5	-	9:05	46/47	254	1020	LA	60	60	P	1	B	Y	V
6		9:45	47/48	260	1067	MS	65	65	P	1	B	Y	V
7	-	11:00	48/49	242	1020	LA	70	70	P	1→4?	B	Y	V
8		11:30	49/50	242	1067	MS	70	70	P	1	B	Y	V
9	11	11:30	Pipe 30"Ø 33/35/Pipe	52 using	bead,	VS adhesive,	Hot wind gun		SEDIMENTA		POND A		
10	-	1:05	50/51	234	1020	LA	70	70	0	0			
11		1:45	51/52	249	1067	MS	70	70	P	3	B	Y	V
12	-	2:15	52/53	248	1020	LA	70	70	0	0			
13	↓	3:15	53/54	250	1020	LA	70	70	P	2	B	Y	V

COMMENTS:

* B - Bead, P - Patch, CS - Cap Strip

** V-Vacuum, S-Spark, AP-Air Pressure, VI-Visual, I-Impact, AL-Air Lance

CHK'D BY: [signature]

SIGNATURE: Jerry Jakobsen

NYC Department of Environmental Protection

SEAMING LOG

PROJECT NAME: Pelham Bay Landfill

DOUBLE FUSION WELD WITH AIR CHANNEL

PROJECT NO.: 876-HP

DATE MON	TIME	SEAM NUMBER	SEAM LENGTH	EQUIP. NUMBER	TECH.	TEMP °F AMB	TEMP °F SHEET	DEFICIENCIES TYPE	DEFICIENCIES NUMBER	REPAIR METHOD*	REPAIR TEST Y/N	REPAIR TEST TYPE**
(1) 5-15-95	2:30→3:40	55/56	267'	1020	L.A.	65°	65	FISH MOUTH @ TOP ANCHOR TRENCH	1 GROUP	B	Y	✓
(2) 5-15-95	3:50→4:00	56/57	272	1067	M.S.	65°	65	O	O			
(3)	3:48→4:50	57/58	272	1020	L.A.	65°	65	BURN OUT @ TOP ANCHOR TRENCH	1	B	Y	✓
(4)	4:15→5:25	58/59	277	1067	M.S.	65	65	BURN OUT @ MID. ANC @ TOP ANCH	4 OR TRENCH	B	Y	✓
(5)	4:55→6:15	59/60	273	1020	L.A.	65		FISH MOUTH @ TOP ANC	2 OR TRENCH	B	Y	✓
(6)	5:35→7:45	60/61	265	1067	M.S.	65	65 *	BURN OUT WRINKLES 2½" SEAM	1 4	B	Y	✓
	Today's	TOTAL	=1626'									

COMMENTS:

* @ 60/61
- BURN OUT @ 0' FROM BOTTOM ANCHOR TRENCH
- WRINKLE @ 240'
- @ 15'
- @ 8'
- @ 1'
- 2½" SEAM @ 210' (4" SEAM REQD, BUT 3" IS OK AS PER CONSULTANT ROB)

* B - Bead, P - Patch, CS - Cap Strip FISH MOUTH

** V-Vacuum, S-Spark, AP-Air Pressure, VI-Visual, I-Impact, AL-Air Lance

CHK'D BY: [signature]

SIGNATURE: [signature] JJ

Sheet 9 of 202

NYC Department of Environmental Protection — SEAMING LOG

DOUBLE FUSION WELD WITH AIR CHANNEL

PROJECT NAME: Pelham Bay Landfill — PROJECT NO.: 876-HP

	DATE TUES	TIME	SEAM NUMBER	SEAM LENGTH	EQUIP. NUMBER	TECH.	TEMP AMB	TEMP SHEET	DEFICIENCIES TYPE	DEFICIENCIES NUMBER	REPAIR METHOD*	REPAIR TEST Y/N	REPAIR TEST TYPE**	LOCATION
(10)	5-16-95	11:10	63/64	272	1020	L.A.	75	75	P1	1	P	Y	V	(A)
(11)		10 55	66/55	267±	1067	MS	75	75	FM P RC	5 1 3	P	Y	V	
(12)		1:00	67/66	267±	1060	V S	75	75	ⓞ	0				
(13)		1:30	68-67	263±	1067	MS	75	75	B1 W1	1 1	P	Y	V	
(14)		1:45	64-65	287±	1020	L.A	75	75	B	2	P	Y	V	
(15)		2:15	67-68	263	1060	V.S.	75	75	P1 B1	1 1	P	Y	V	
(16)		3:10	70-69	272	1067	MS	78	78	B	1	P	Y	V	
		TOTAL		1891										

COMMENTS:
RC = ROLLER CREASE
BO = BURN OUT
FM = FISH MOUTH

(A) ANCHOR TRENCH UPPER "B" ROAD TO ANCHOR TRENCH "C" ROAD @ South West end of Site

* B - Bead, P - Patch, CS - Cap Strip

** V-Vacuum, S-Spark, AP-Air Pressure, VI-Visual, I-Impact, AL-Air Lance

CHK'D BY: [signature] SIGNATURE: Jerry Johnson JJ

smm92c4087\consform\SEAMLOG.XLS

NYC Department of Environmental Protection

SEAMING LOG

PROJECT NAME: Pelham Bay Landfill DOUBLE FUSION WELD WITH AIR CHANNEL

PROJECT NO.: 876-HP

	DATE Tues	TIME	SEAM NUMBER	SEAM LENGTH	EQUIP. NUMBER	TECH.	TEMP AMB	TEMP SHEET	DEFICIENCIES TYPE	DEFICIENCIES NUMBER	REPAIR METHOD*	REPAIR TEST Y/N	REPAIR TEST TYPE**	LOCATION
1	5-16-95	8:20	49/28 C	20	1060	V.S	60	60	W	1	B	Y	V	↑ ANCHOR TRENCH EAST OF SED. POND A
2		8:30	50/29 C	20	↓	V.S	60	60	W	1	B	Y	V	
3		8:40	51/30 C	19	↓	V.S	60	60	W	1	B	Y	V	
4		8:50	52/31 C	19	↓	V.S.	60	60	O	1	NOT NEEDED			
5		9:00	53/32 C	20	↓	V.S.	60	60	O	1				
6		9:10	54/33	19	↓	V.S	60	60	W	1	B	Y	V	↓
7		10:25	47/16 C	21	1060	V.S.	70	70	O	O				ANCHOR TRENCH EAST OF DRAIN TRENCH LEADING TO SED POND A.
8		10:35	46/15 C	21	↓	V.S.	70	70	O	O				
9		10:45	45/14 C	19'	↓	V.S.	70	70	O	O				
		TOTAL		178										

COMMENTS: C = CROSS SEAM

EACH SEAM INSPECTED IS MARKED W/ YELLOW LUMBER CRAYON AS FOLLOWS → ① 5/16/95 JJ 20'

* B - Bead, P - Patch, CS - Cap Strip W = WRINKLE

** V-Vacuum, S-Spark, AP-Air Pressure, VI-Visual, I-Impact, AL-Air Lance

CHK'D BY: Rod Gilt

SIGNATURE: Jerry Jakubson JJ

smm\97c4087\consform\SEAMLOG.XLS

NYC Department of Environmental Protection

SEAMING LOG

PROJECT NAME: Pelham Bay Landfill

PROJECT NO.: 876-HP

DATE	TIME	SEAM		EQUIP.	TECH.	TEMP		DEFICIENCIES		REPAIR	REPAIR TEST	
		NUMBER	LENGTH	NUMBER		AMB	SHEET	TYPE	NUMBER	METHOD*	Y/N	TYPE**
5/16/95	8:07	61/62	267±	1020	L.A.	65°F	65°F	TOTAL TEAR & FISHMOUTH	3'	B	Y	V
	8:20	61/26	22'	1067	M.S.	↓	↓	BURN HOT & END OF	1	P	Y	V
	8:30	60/25	22'	1067	M.S.	70°F	70°F					
	9:00	59/24	22'	1067	M.S.							
	9:05	58/23	22'	1067	M.S.							
	9:45	62/63	267±	1020	LA			ASSUMED MS MINOR MISALIGN.	7 1	P	Y	V
	10:05	57/22	22'	1067	MS			BULGE & BURN THRU CAP	2	NOT NEEDED		
	10:10	56/21	22'	1067	MS							
	10:30	55/20	22'	1067	MS			MINOR MISALIGN FISHMOUTH	1	B	Y	V
	~~10:55~~	~~54/19~~	~~22'~~	~~1067~~	~~MS~~							
			688									

COMMENTS:

NOTE: P-57 | P-58 / P-22 / P-23 AREA OPEN 4½'L x 1½'W NEEDS LARGE PATCH

TAKE DS ON 62/63
61/62
61/26

* B - Bead, P Patch, CS - Cap Strip

** V-Vacuum S-Spark, AP-Air Pressure, VI-Visual, I-Impact, AL-Air Lance

CHK'D BY: [signature]

SIGNATURE: [signature]

NYC Department of Environmental Protection

SEAMING LOG

PROJECT NAME: Pelham Bay Landfill

PROJECT NO.: 876-HP

DATE	TIME	SEAM		EQUIP.	TECH.	TEMP		DEFICIENCIES		REPAIR	REPAIR TEST	
		NUMBER	LENGTH	NUMBER		AMB	SHEET	TYPE	NUMBER	METHOD*	Y/N	TYPE**
~~5-19~~	~~8:25~~	~~66-69~~	~~22~~	~~1060~~	~~VBS~~							
~~5-19~~	10:00	71-72*		1020	LS	~~50~~	~~50~~	ok	—	PATCH*	NOT NEEDED	
5-19	10:00	71-72*	200	1067	LS	50	50	ok	—	PATCH*		
5-19	11:20	73-74	108	1020	LS	50	50	ok	—			
"	1:15	74-75	~~100~~ 109									
			417									

COMMENTS: * 5 SEAMS EACH WELDER 1/2 OF SEAM. SEAM 74-75 NEED 1 PATCH WHERE SEAMS MEET.

417
198
615 SEAM TOTAL pc 5/17

* B - Bead, P - Patch, CS - Cap Strip

** V-Vacuum, S-Spark, AP-Air Pressure, VI-Visual, I-Impact, AL-Air Lance

CHK'D BY: [signature]

SIGNATURE: [signature]

NYC Department of Environmental Protection

SEAMING LOG

PROJECT NAME: Pelham Bay Landfill

PROJECT NO.: 876-HP

DATE	TIME	SEAM		EQUIP.	TECH.	TEMP		DEFICIENCIES		REPAIR	REPAIR TEST	
		NUMBER	LENGTH	NUMBER		AMB	SHEET	TYPE	NUMBER	METHOD*	Y/N	TYPE**
5-17-95	8 30	19/60	22'	1060	VS	55	55	—	—			
	7 35	18/59	22'	1060	VS	55	55	—	—			
		49/68	22'	1060	VS	55	55	—	—			
		50/69	22'	1060	VS	55	55	—	—			
		51/70	22'	1060	VS	55	55	—	—			
	9:30 9:55 10:25	62-27	22'	1060	VS	55	55	—	—			
		63-43	22'	1060	VS	55	55	—	—			
	2:00 ↓	64-44	22'	1060	VS	55	55	—	—			
		65-45	22'	1060	VS	55	55	—	—			
			198									

COMMENTS: Done on one seam 63-65/43-45

* B - Bead, P - Patch, CS - Cap Strip

** V-Vacuum, S-Spark, AP-Air Pressure, VI-Visual, I-Impact, AL-Air Lance

CHK'D BY: [signature]

SIGNATURE: [signature]

NYC Department of Environmental Protection

SEAMING LOG

PROJECT NAME: Pelham Bay Landfill

PROJECT NO.: 876-HP

DATE	TIME	SEAM NUMBER	SEAM LENGTH	EQUIP. NUMBER	TECH.	TEMP AMB	TEMP SHEET	DEFICIENCIES TYPE	DEFICIENCIES NUMBER	REPAIR METHOD*	REPAIR TEST Y/N	REPAIR TEST TYPE**
5-18-95	11:15	76/77	187	1020	LA.	70°	70°	*Fishmouth	1	B	Y	~~V~~ DC
	1:10	77/78	26'	1020	LA	↓	↓					
	1:20	77/79	178'	1067	~~LA~~ MS			Burnout	4	B	Y	V
	1:22	78/79	26'	1020	LA							
	2:45	81/79	26'	1067	MS							
	2:50	78/81	139'	1020	LA							
	3:02	79/82	26'	1067	MS			At end Burnout	1	P.	Y	V
	3:15	82/81	132'	1067	MS							
	3:45	82/83	109'	1060	VS			Misaligin	1	B	Y	V
	3:45	83/84	100'	1020	LA							
	4:00	84/85	65'	1067	MS							
	4:10	85/86	23'	1020	LA							
	4:00	79/86	26'	1020	LA							
	4:05	83/79	26'	1060	VS							

COMMENTS: * Broke at lunchtime. To restart seaming, had to cut new start

1089

* B - Bead, P - Patch, CS - Cap Strip

** V-Vacuum, S-Spark, AP-Air Pressure, VI-Visual, I-Impact, AL-Air Lance

CHK'D BY: [signature] SIGNATURE: [signature]

smm\92-4087\consform\SEAMLOG.XLS

NYC Department of Environmental Protection

SEAMING LOG

PROJECT NAME: Pelham Bay Landfill

PROJECT NO.: 876-HP

DATE	TIME	SEAM NUMBER	SEAM LENGTH	EQUIP. NUMBER	TECH.	TEMP AMB	TEMP SHEET	DEFICIENCIES TYPE	DEFICIENCIES NUMBER	REPAIR METHOD*	REPAIR TEST Y/N	REPAIR TEST TYPE**
5/18/95	10:30-11:30	71/73	11' *	224	VS	70°	80°					
5/18/95	10:30-11:30	71/74	11' *	224	VS	70°	80°					
5/18/95	10:30-11:30	72/74	11' *	224	VS	70°	80°					
5/18/95	10:30-11:30	72/75	11' *	224	VS	70°	80°					
5-18-95	4:15	84/79	26'	1060	VS	65°	65°					
↓	4:20	85/79	26'	1020	LA	65°	65°	Fishmouths	2 groups	B	Y	✓

EXT

COMMENTS: * APPROX. LENGTHS

* B - Bead, P - Patch, CS - Cap Strip

** V-Vacuum, S-Spark, AP-Air Pressure, VI-Visual, I-Impact, AL-Air Lance

CHK'D BY: [signature]

SIGNATURE: [signature]

smm\92c4087\consform\SEAMLOG.XLS

NYC Department of Environmental Protection

SEAMING LOG

PROJECT NAME: Pelham Bay Landfill

PROJECT NO.: 876-HP

DATE	TIME	SEAM NUMBER	SEAM LENGTH	EQUIP. NUMBER	TECH.	TEMP AMB	TEMP SHEET	DEFICIENCIES TYPE	DEFICIENCIES NUMBER	REPAIR METHOD*	REPAIR TEST Y/N	REPAIR TEST TYPE**
5-22-95	[illegible]	78/81	~~[illegible]~~ 183'	10[illegible]	LA	[illegible]	65'	—	—			
	[illegible]	87/88	~~[illegible]~~ 183'	1061	MS			—	—			
	8:40	88/89	178'	1060	VS			[illegible]	[illegible]	B	Y	V
	9:[illegible]	89/90	171'	10[illegible]	LA	[illegible]	70	[illegible]	1	B	Y	V
	9:52	90-91	160'	1067	MS	70	70	[illegible]	1	B	Y	V
	[illegible]	91-92	[illegible]3'	106[illegible]	VS			—	—			
	[illegible]	92-93	144'	10[illegible]	LA			—	—			
	[illegible]	93-94	146'	106[illegible]	MS			[illegible]	1 1	B	Y	V
	11:10	94-95	139'	10[illegible]	VS			[illegible] AT [illegible]/B O	1/1	B	Y	V
	12:45	95-96	111'	10[illegible]	LA	75	75	[illegible] BURNOUT	1 3	B	Y	V
	1:15	96-97	83'	1067	MS			BURNOUT	3	B	Y	V
	1:55	97-99	40'	1020	LA			—	—			
	2:05	98-96	30'	1060	~~[illegible]~~ VS			BURNOUT FISHMOUTH	1 1	B	Y	V
	2:05	98-99	39'	1067	MS			—	—			

COMMENTS: 1760'

* B - Bead, P - Patch, CS - Cap Strip

** V-Vacuum, S-Spark, AP-Air Pressure, VI-Visual, I-Impact, AL-Air Lance

CHK'D BY: [signature] SIGNATURE: [signature]

NYC Department of Environmental Protection — **SEAMING LOG**

PROJECT NAME: Pelham Bay Landfill — PROJECT NO.: 876-HP

DATE	TIME	SEAM NUMBER	SEAM LENGTH	EQUIP. NUMBER	TECH.	TEMP AMB	TEMP SHEET	DEFICIENCIES TYPE	DEFICIENCIES NUMBER	REPAIR METHOD*	REPAIR TEST Y/N	REPAIR TEST TYPE**
5-22-95	2:00	98-101	132'	1020	LA	80°	80°	MISALIGNMT	2	B	Y	V
	2:15	100-101	70'	1067	MS			—	—			
	3:15	101-103	88'	1060	VS			MISALIGN	1	B	Y	V
	3:20	100-102	170'	1067	MS			BURNOUTS	3	B	Y	V
	3:20	100-103	66'	1020	LA			BURNOUT	1	B	Y	V
	3:50	104-103	20'	1060	VS			—	—			
	4:00	104-100	19'	1060	VS			—	—			
	4:25	102-105	169'	1020	LA			SLIGHT BURNOUT	1	B	Y	V
	5:00	106-107	167	1067	MS			BURNOUT	1	B	Y	V
	4:40	105-106	169'	1060	VS			SMALL FISHMOUTH	1	B	Y	V
	5:15	107-108	168'	1020	LA			SLIGHT BURNOUT	1	B	Y	V
			+1,760									
			2,998	FOR	TODAY							
			~~1,760~~									

COMMENTS: 98, 100, AND 101 INTERSECTION MISSING TRIANGULAR SECTION OPEN TO SURFACE

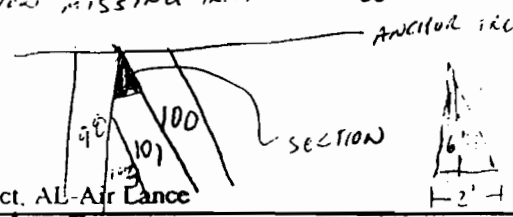

2) ALSO MISSING TRIANGULAR SECTION BETWEEN 103, 101 AND 100.

~~3) [illegible]~~

* B - Bead, P - Patch, CS - Cap Strip

** V-Vacuum, S-Spark, AP-Air Pressure, VI-Visual, I-Impact, AL-Air Lance

CHK'D BY: Paul Marks — SIGNATURE: [signature]

smm92c4087\conform\SEAMLOG.XLS

NYC Department of Environmental Protection

SEAMING LOG

PROJECT NAME: Pelham Bay Landfill

PROJECT NO.: 876-HP

DATE	TIME	SEAM NUMBER	SEAM LENGTH	EQUIP. NUMBER	TECH.	TEMP AMB	TEMP SHEET	DEFICIENCIES TYPE	DEFICIENCIES NUMBER	REPAIR METHOD*	REPAIR TEST Y/N	REPAIR TEST TYPE**
5/23	8 15	108/109	170	1020	L.A.	60	60	F.M. Bepi	1 1	B	Y	V
"	8 20	109/110	165	1103	M.S.	65	65					
"	8 30	110/111	175	1096	V.S.	65	65	B.D Def.	1 1	B	Y	V
"	10 15	111/112	177	1020	L.A	70	75	B.D DEF	1 1	B	Y	V
"	10 30	112/113	175	1067	M.S	75	80	B.O 1 Large ① Small ~~Bd~~ 2 Small F.Mon		B, P	Y	V
"	11 00	114/115	179	1020	L.A	75	80	B.D Def	0 0			
"	11 45	115/116	170	1067	M.S	80	85	B.D Def	1 1	B	Y	V
"	1 PM	113/114	174	1060	V.S	80	85	NONE	—			
"	3 30	118/119	111	1096	V.S	70	70					
"	400	117/118	32	1096	V.S	70	70	F.M	①	B	Y	V
"	430	117/119	33	1096	V.S.	60	60					
"	"	119/120	87	1096	M.S	60	60	Bur.out	1	B	Y	V
"	"	120/121	~~[illegible]~~ 64	1067	M.S	60	60	—	—			
		117/121	34	1060	V.S	60	60	—	—			
			1,746									

COMMENTS

* B - Bead, P - Patch, CS - Cap Strip

** V-Vacuum, S-Spark, AP-Air Pressure, VI-Visual, I-Impact, AL-Air Lance

CHK'D BY [signature] SIGNATURE: [signature]

smm\92c4087\coredform\SEAMLOG.XLS

NYC Department of Environmental Protection

SEAMING LOG

PROJECT NAME: Pelham Bay Landfill

PROJECT NO.: 876-HP

DATE	TIME	SEAM NUMBER	SEAM LENGTH	EQUIP. NUMBER	TECH.	TEMP AMB	TEMP SHEET	DEFICIENCIES TYPE	DEFICIENCIES NUMBER	REPAIR METHOD*	REPAIR TEST Y/N	REPAIR TEST TYPE**
5/23	"	121/122	36	1096	MS	60	60	OK				
"	500	122/123	136	1020	LA	60	60	OK				
"	"	123/124	158	1020	LA	60	60	OK				
"	507	117/123	95	1060	V-S	60	60	OK				
	TOTAL THIS PAGE =		425									
	TOTAL LAST PAGE =		1746									
	TOTAL TODAY =		2,171									

COMMENTS:

* NOT done

* B - Bead, P - Patch, CS - Cap Strip

** V-Vacuum, S-Spark, AP-Air Pressure, VI-Visual, I-Impact, AL-Air Lance

CHK'D BY: [signature]

SIGNATURE: [signature]

NYC Department of Environmental Protection

SEAMING LOG

PROJECT NAME: Pelham Bay Landfill

PROJECT NO.: 876-HP

DATE	TIME	SEAM NUMBER	SEAM LENGTH	EQUIP. NUMBER	TECH.	TEMP AMB	TEMP SHEET	DEFICIENCIES TYPE	DEFICIENCIES NUMBER	REPAIR METHOD*	REPAIR TEST Y/N	REPAIR TEST TYPE**
5-24	~~7:50~~	~~123-124~~				~~60~~	~~60~~		SEE	BELOW	LINE	5
	7:50-7:55	91-123	22'	1060	VS	60	60	—	—			
	7:55	90-118	[illegible]	1060	VS	60	60	—	—			
	8:00	89-119	22	1060	VS	62	62	—	—			
5/[illegible]	8:00	123-124	156'	1020	LA	6	62	BURNOUT	3	B	Y	V
5/20	8:10	125-124	183	1067	MS	62	62	BURNOUT CUT SEAM	1 1	B	Y	V
	8:20	120-88	22'	1060	VS	62	62	BURNOUT	1	B	Y	V
	8:25	121-87	22'	1060	VS	62	62	MISALIGNMENT	1	B	Y	V
	8:45	125-126	190	1020	LA	64	64	BAD BURNOUT 10' FROM 10' END AND HALF UP SLOPE	1 1	P	Y	V
	8:45	122-77	21'	1060	VS	64	64					
	8:55	117-76	22'	1060	VS	64	64	—	—			
	9:15	124-117	35' 33'	1067	MS	68	68	—	—			
	9:30	125-117	33'	1067	MS	70	70	—	—			
	10:00	126-127	192'	1060	VS	↓	↓	SLIGHT B.O.	2	B	Y	V

940'

COMMENTS: TAKE DS AT 121-87

NOTE 124/125 HAS CUT SEAM FOR WELL EW-16

* B - Bead, P - Patch, CS - Cap Strip

** V-Vacuum, S-Spark, AP-Air Pressure, VI-Visual, I-Impact, AL-Air Lance

CHK'D BY: [signature]

SIGNATURE: [signature]

smm\92c4087\consform\SEAMLOG.XLS

Sheet 21 of 202

NYC Department of Environmental Protection

SEAMING LOG

PROJECT NAME: Pelham Bay Landfill

PROJECT NO.: 876-HP

DATE	TIME	SEAM NUMBER	SEAM LENGTH	EQUIP. NUMBER	TECH.	TEMP AMB	TEMP SHEET	DEFICIENCIES TYPE	DEFICIENCIES NUMBER	REPAIR METHOD*	REPAIR TEST Y/N	REPAIR TEST TYPE**
5-24-95	10:30	127/128	191'	1067	MS	72	72	—	—			
	10:50	128/129	196'	1060	VS			MISALIGN BURNOUT	3 3	B	Y	V
	11:10	130/131	199'	1067	MS			MISALIGN BURNOUT PLANCY	1	B	Y	V
	12:45	129/130	190'	1100	LA	75	75	MISALIGN BURNOUT	3 11	B	Y	V
	1:00	131/132	204'	1060	VS			FISHMOUTH BURNOUT MISALIGNMT	1 3	B	Y	V
	1:30	132/133	207'	1067	MS			—	—			
	2:00	134/135	222'	1060	VS	80	80	MISALIGNMT ~~[illegible]~~	3 1	B	Y	V
	2:15	133/134	210'	1100	LA			MISALIGNMT SUBGRADE	3 1	B P	Y Y	V V
	2:35	135/136	219'	1067	MS			CUT BURNOUT	1 1	P B	Y Y	V V
	3:00	136/137	221'	1060	VS	85	85	SLIGHT DO	1	B	Y	V
	3:25	137/138	222'	1100	LA			BURNOUT	1	B	Y	V
	4:10	138/139	222'	1067	MS	80	80	—	—			
	4:30	139/140	220'	1060	VS			MISALIGNMT	2	B	Y	V
	4:30	140/141	221'	1100	LA			BURNOUT	1	B	Y	V

COMMENTS

440'
2944

TEST 129/130 3:44

130/131
2 AT OK

* B - Bead, P - Patch, CS - Cap Strip

** V-Vacuum, S-Spark, AP-Air Pressure, VI-Visual, I-Impact, AL-Air Lance

CHK'D BY: Daniel O'Connor

SIGNATURE: [signature]

smm\92c4087\con form\SEAMLOG.XLS

NYC Department of Environmental Protection

SEAMING LOG

PROJECT NAME: Pelham Bay Landfill

PROJECT NO.: 876-HP

DATE	TIME	SEAM		EQUIP.	TECH.	TEMP		DEFICIENCIES		REPAIR	REPAIR TEST	
		NUMBER	LENGTH	NUMBER		AMB	SHEET	TYPE	NUMBER	METHOD*	Y/N	TYPE**
5/24	6:00	141/142	224'	1100	LA							
		142/143	225'	1067	MS							
		143/144		1260	VS							

DC

COMMENTS:

* B - Bead, P - Patch, CS - Cap Strip

** V-Vacuum, S-Spark, AP-Air Pressure, VI-Visual, I-Impact, AL-Air Lance

CHK'D BY: Daniel O'Connor SIGNATURE:

NYC Department of Environmental Protection

SEAMING LOG

PROJECT NAME: Pelham Bay Landfill

PROJECT NO.: 876-HP

DATE	TIME	SEAM NUMBER	SEAM LENGTH	EQUIP. NUMBER	TECH.	TEMP AMB	TEMP SHEET	DEFICIENCIES TYPE	DEFICIENCIES NUMBER	REPAIR METHOD*	REPAIR TEST Y/N	REPAIR TEST TYPE**
5-25	-11:00	128-45 127-96	44	1060	VS	50	50	Burnout	1	B	Y	V
	↓	126-94	22	↓	↓	↓	↓	—				
	↓	125-93	23' on plug	↓	↓	↓	↓	—				
	11:50	124-92	22	↓	↓	↓	↓	—				
	11:-11:30	146-147	117	1100	MS	50	50					
	130	149-150	22'	1100	MS			Fish mt	2	B	Y	V
		148-150	23'	1100	MS				—			
	2:00	148-149	49'	1100	MS	50	50		—			

COMMENTS:

* B - Bead, P - Patch, CS - Cap Strip

** V-Vacuum, S-Spark, AP-Air Pressure, VI-Visual, I-Impact, AL-Air Lance

CHK'D BY: [signature] SIGNATURE: Paul Mark

snum\92c4087\consform\SEAMLOG.XLS

NYC Department of Environmental Protection

SEAMING LOG

PROJECT NAME: Pelham Bay Landfill

PROJECT NO.: 876-HP

DATE	TIME	SEAM		EQUIP.	TECH.	TEMP		DEFICIENCIES		REPAIR	REPAIR TEST	
		NUMBER	LENGTH	NUMBER		AMB	SHEET	TYPE	NUMBER	METHOD*	Y/N	TYPE**
5-25	8:30	141-112	22	1060	V.S	50	50	—				
		140-111	22					—				
		139-110	22					—				
	9:00	138-109	22					—				
	9:01-9:07	137-108	22					—				
		136-107	22					—				
		135-106	22					—				
		134-105	22					—				
		133-102	22					—				
		132-160	22	1100								
	9:20	144-145	18'	1100	M.S							
		*131-98	22(x2)	1060	VS				/			
	11:00	130-99	22									
		129-97	18									

COMMENTS:

*131-98 cap strip w/ two fusion welds
129-97 - Patch will cover

* B - Bead, P - Patch, CS - Cap Strip

** V-Vacuum, S-Spark, AP-Air Pressure, VI-Visual, I-Impact, AL-Air Lance

CHK'D BY: [signature] SIGNATURE: [signature]

Sheet 25 of 202

NYC Department of Environmental Protection — SEAMING LOG

PROJECT NAME: Pelham Bay Landfill — PROJECT NO.: 876-HP

DATE	TIME	SEAM NUMBER	SEAM LENGTH	EQUIP. NUMBER	TECH.	TEMP AMB	TEMP SHEET	DEFICIENCIES TYPE	DEFICIENCIES NUMBER	REPAIR METHOD*	REPAIR TEST Y/N	REPAIR TEST TYPE**
5-30	8:40-	116-151	170'	1100	L.S.	60	60	—				
	9:05-	151-152	182'	1067	M.S.			B.O/FM	3	B	Y	V
	10:30-	152-153	184' 184	1100	LS							
	10:45-	153-154	185'	1067	MS			BO	1	B	Y	V
	11:15	154-155	188'	1100	LS			BO SHORT WELD	2 1	B	Y	V
	1:15	155-156	191'	1067	MS	70	70	BO	1	B	Y	V
	1:30	143-157	215'	1100	LS			—				
	2:45	157-158	229'	1100	LS			—				
	2:55	158-159	229	1067	MS			—				
	3:40	159-160	228	1100	LS			BO	1	B	Y	V

COMMENTS

* B - Bead, P - Patch, CS - Cap Strip

** V-Vacuum, S-Spark, AP-Air Pressure, VI-Visual, I-Impact, AL-Air Lance

CHK'D BY: [signature] SIGNATURE: Paul Marks

NYC Department of Environmental Protection

SEAMING LOG

PROJECT NAME: Pelham Bay Landfill

PROJECT NO.: 876-HP

DATE	TIME	SEAM		EQUIP.	TECH.	TEMP		DEFICIENCIES		REPAIR	REPAIR TEST	
		NUMBER	LENGTH	NUMBER		AMB	SHEET	TYPE	NUMBER	METHOD*	Y/N	TYPE**
5-31	7	152-160	22	1067	MS	70	70	—				
	7:30	151-159	22	1067	MS	70	70					

COMMENTS:

B - Bead, P - Patch, CS - Cap Strip

* V-Vacuum, S-Spark, AP-Air Pressure, VI-Visual, I-Impact, AL-Air Lance

CHK'D BY: [signature] SIGNATURE: [signature]

Sheet 27 of 202

NYC Department of Environmental Protection

SEAMING LOG

PROJECT NAME Pelham Bay Landfill

PROJECT NO.: 876-HP

DATE	TIME	SEAM		EQUIP.	TECH.	TEMP		DEFICIENCIES		REPAIR	REPAIR TEST	
		NUMBER	LENGTH	NUMBER		AMB	SHEET	TYPE	NUMBER	METHOD*	Y/N	TYPE**
6-1	2:25	172-173	198	1067	MS			✓				
	2:55	173-174	198	1100	LA			✓				
	3:10	174-175	204	1067	MS			✓				
	4:00	160-176	224	1067	MS			✓				
	4:00	176-177	218	1060	KO			✓				
	4:00	177-178	216	1100	LA			B.O	1	B	Y	U

COMMENTS:

B - Bead, P - Patch, CS - Cap Strip

V-Vacuum, S-Spark AP-Air Pressure, VI-Visual I-Impact, AL-Air Lance

CHK'D BY: [signature] SIGNATURE: [signature]

m92c4087\conform\SEAMLOG.XLS

NYC Department of Environmental Protection

SEAMING LOG

PROJECT NAME: Pelham Bay Landfill

PROJECT NO.: 876-HP

DATE	TIME	SEAM		EQUIP.	TECH.	TEMP		DEFICIENCIES		REPAIR	REPAIR TEST	
		NUMBER	LENGTH	NUMBER		AMB	SHEET	TYPE	NUMBER	METHOD*	Y/N	TYPE**
6-1	8:00	156-161	185	1100	LA	75	75	BO	1	B	Y	✓
	8:15	161-162	188	1060	JM	75	75	BO	1	B	Y	✓
	8:50	162-163	184	1060	MS	80	80+	—				
	8:20	157-115	22	1067	M.S	75	75	—				
	8:10	113-142	22	1067	M.S	75	75	—	1			
	8:55	163-164	188	1100	LA	80	80+	—				
	9:15	164-165	192	1060	JM	80	80+	—				
	10:30	165-166	192	1100	LA	80	80+	FM SHT SM	1 1	B	Y	✓
	10:40	166-167	192	1067	MS	80	80+	BO	2	B	Y	✓
	12:30	167-168	194	1060	KO			BO	2	B	Y	✓
	12:30	168-169	194	1100	LA							
	12:30	169-170	190	1067	M.S			SHT SM BO	1 1	B	Y	✓
	1:30	170-171	196	1060	K.O			/				
	1:45	171-172	198	1100	LA			/				

COMMENTS:

* B - Bead, P - Patch, CS - Cap Strip

** V-Vacuum, S-Spark, AP-Air Pressure, VI-Visual, I-Impact, AL-Air Lance

CHK'D BY: _____ SIGNATURE: Paul Mirka

Sheet 29 of 202

NYC Department of Environmental Protection

SEAMING LOG

PROJECT NAME: Pelham Bay Landfill

PROJECT NO.: 876-BP

DATE	TIME	SEAM		EQUIP.	TECH.	TEMP		DEFICIENCIES		REPAIR	REPAIR TEST	
		NUMBER	LENGTH	NUMBER		AMB	SHEET	TYPE	NUMBER	METHOD*	Y/N	TYPE**
6-2	8:00	178-179	210'	1100	LS	70	70	BO	1	B	Y	V
	8:25	179-180	223	1067	MS			BO/FM	1	B	Y	V
	9:45	180-181	223	1060	KO			BO	3	B	Y	V
	8:15	177-154	22'	1060	KO			—				
	8:25	176-153	22'	1060	KO			—				
	10:00	181-182	223'	1100	LS			—				
	10:00	182-183	220	1067	MS			BO.	1	B	Y	V
	10:40	183-184	227	1060	KO			—				
	10:50	184-185	230'	1100	LS			—				
	12:40	185-186	230'	1067	MS			—				
			1830									

COMMENTS * 178-179 SEAM STOP SHORT OF AT by ~1' MACO ~6' EXT WELDED

* 99-131 DONE ON 5/31
BY T.T.
EXT GUN 278

* B - Bead, P - Patch, CS - Cap Strip

** V-Vacuum, S-Spark, AP-Air Pressure, VI-Visual, I-Impact, AL-Air Lance

CHK'D BY: [signature]

SIGNATURE: [signature]

NYC Department of Environmental Protection **SEAMING LOG**

PROJECT NAME: Pelham Bay Landfill PROJECT NO.: 876-HP

DATE	TIME	SEAM NUMBER	SEAM LENGTH	EQUIP. NUMBER	TECH.	TEMP AMB	TEMP SHEET	DEFICIENCIES TYPE	DEFICIENCIES NUMBER	REPAIR METHOD*	REPAIR TEST Y/N	REPAIR TEST TYPE**
6/5/95	8:45	175/187	197'	W1100	LA	70°	75°	BO FM	2 1	B	Y	V
	8:45	167/186	22'	W1067	MS	70°	75°	/				
	9:00	166/185	22'	W1067	MS	70°	75°	/				
	9:10	165/184	22'	W1067	MS	70°	75°	/				
	9:15	164/183	22'	W1067	MS	70°	75°	/				
	9:20	163/182	22'	W1067	MS	70°	75°	/				
	9:50	187/188	199	W1100	LA	70°	75°	B.O	2	B	Y	V
	10:00	162/181	22'	W1067	MS	70°	75°	/				
	1040	161-180	22'	1067	MS	70	75+	/				
	10:50	156-179	22	1067	MS	70	45+	/				
	10:50	188-189	198	1100	LA	70	75	BO	3	B	Y	V
	11:00	189-190	220	1067	MS	76	75	BO	3	B	Y	V
	12:40	190-191	210'	1100	LA	80	85+	/				
	1:00	191-192	209'	M1067	MS	80	85+	BO	2	B	Y	V

COMMENTS: 1,409

186/193/194

168/165 169/////175/187////192 LB

B - Bead, P - Patch, CS - Cap Strip

* V-Vacuum, S-Spark, AP-Air Pressure, VI-Visual, I-Impact, AL-Air Lance

CHK'D BY: [signature] SIGNATURE: [signature] /P.M

mm92c4087\consform\SEAMLOG.XLS

NYC Department of Environmental Protection

SEAMING LOG

PROJECT NAME: Pelham Bay Landfill

PROJECT NO.: 876-HP

DATE	TIME	SEAM		EQUIP.	TECH.	TEMP		DEFICIENCIES		REPAIR	REPAIR TEST	
		NUMBER	LENGTH	NUMBER		AMB	SHEET	TYPE	NUMBER	METHOD*	Y/N	TYPE**
6-5	2:35	186-193	222'	1100	LA			BO	1	B	Y	V
	2:10	193-194	238	1067	MS			B.O	1	B	Y	V

COMMENTS: 1,869

B - Bead, P - Patch, CS - Cap Strip

* V-Vacuum, S-Spark, AP-Air Pressure, VI-Visual, I-Impact, AL-Air Lance

CHK'D BY: [signature] SIGNATURE: [signature]

NYC Department of Environmental Protection

SEAMING LOG

PROJECT NAME: Pelham Bay Landfill

PROJECT NO.: 876-HP

DATE	TIME	SEAM		EQUIP.	TECH.	TEMP		DEFICIENCIES		REPAIR	REPAIR TEST	
		NUMBER	LENGTH	NUMBER		AMB	SHEET	TYPE	NUMBER	METHOD*	Y/N	TYPE**
6-6	8:05	169-194	22	1067	MS	70						
	8:10	168-193	22	1067	MS	70						

COMMENTS:

* B - Bead, P - Patch, CS - Cap Strip

** V-Vacuum, S-Spark, AP-Air Pressure, VI-Visual, I-Impact, AL-Air Lance

CHK'D BY: [signature]

SIGNATURE: [signature]

Sheet 33 of 202

NYC Department of Environmental Protection

SEAMING LOG

PROJECT NAME: Pelham Bay Landfill

PROJECT NO.: 876-HP

DATE	TIME	SEAM NUMBER	SEAM LENGTH	EQUIP. NUMBER	TECH.	TEMP AMB	TEMP SHEET	DEFICIENCIES TYPE	DEFICIENCIES NUMBER	REPAIR METHOD*	REPAIR TEST Y/N	REPAIR TEST TYPE**
6-7	8:30	192-197	214	1067	MS	75	75+	—				
	8:40	197-198	185	1100	LS	75	75+	B.O	2	B	Y	V
	10:20	198-196	168	1100	MS	80	80+	B.O	1	B	Y	V
	10:35	196-199	128	1100	LS	80	80+	B.O	3	B	Y	V
	12:45	199-200	102	1067	MS	80	80+	B.O	1	B	Y	V
	1:00	200-201	73	1100	LS	75	75	—	—			
	1:20	201-202	42	1100	LS	75	75	—	—			
	1:50	202-203	16	1100	LS	75	55	—	—			
	2:00	203-195	20	1100	LS	75	75	—	—			
	2:10	202-195	35	1100	LS							
	2:25	201-195	35	1100	LS							
	2:40	200-195	35	1100	LS							
	1:50	199-195	35	1067	MS			—	—			
	2:10	196-195	36	1067	MS							
OMMENTS	230	198-195	34	1067	MS							
	2:45	197-195	35	1067	MS							

1193

- Bead, P - Patch, CS - Cap Strip

V-Vacuum, S-Spark, AP-Air Pressure, VI-Visual, I-Impact, AL-Air Lance

CHK'D BY: [signature]

SIGNATURE: [signature]

n\92c4087\consform\SEAMLOG.XLS

NYC Department of Environmental Protection

SEAMING LOG

PROJECT NAME: Pelham Bay Landfill

PROJECT NO.: 876-BP

DATE	TIME	SEAM NUMBER	SEAM LENGTH	EQUIP. NUMBER	TECH.	TEMP AMB	TEMP SHEET	DEFICIENCIES TYPE	DEFICIENCIES NUMBER	REPAIR METHOD*	REPAIR TEST Y/N	REPAIR TEST TYPE**
6-8	3:00	194-204	232'	1060	VS			B.O	1	B	Y	V
6-8 *		204-205	235'	1060	VS			BO EM	1 1	B	Y	V
6/9		205-207	242	1100	LA			FM	1	B	Y	V
6-9	8:00	207-208	217'	1067	MS			BO	1	B	Y	V
	8:30	208-209	187	1060	VS			BG	1	B	Y	V
	9:15	209-210	164	1067	MS			-	-			
	10:00	211-210 ~~210-211~~	137'	1100	LA			-	-			
	10:50	210-212	121'	1067	MS			BO	1	B	Y	V
	10:50	212-213	95'	1100	LA			-	-			
	10:~~00~~	213-214	66'	1100	LA							
	11:10	214-215	41'	1100	LA							
	12:30	215-216	18'	1100	LA							

COMMENTS * Stopped Because of Rain on 6/8 + Started again 6-9 @ 7:15AM

* B - Bead, P - Patch, CS - Cap Strip

** V-Vacuum, S-Spark, AP-Air Pressure, VI-Visual, I-Impact, AL-Air Lance

CHK'D BY [signature]

SIGNATURE: [signature]

NYC Department of Environmental Protection

SEAMING LOG

PROJECT NAME: Pelham Bay Landfill

PROJECT NO.: 876-HP

DATE	TIME	SEAM		EQUIP.	TECH.	TEMP		DEFICIENCIES		REPAIR	REPAIR TEST	
		NUMBER	LENGTH	NUMBER		AMB	SHEET	TYPE	NUMBER	METHOD*	Y/N	TYPE**
6-12	8:15	224-158	22	1100	LA	60		—				
	8:30	223-157	22	1100	LA	60		—				
	8:45	222-143	22	1100	LA			—				
	9:00	221-142	22	1100	LA			—				
	9:12	220-141	22	1100	LA			—				
	10:44	219-140	22	1100	LA			—				
	10:52	218-139	22	1100	LA			—				
	11:00	217-138	22	1100	LA							
			176									

COMMENTS:

* B - Bead, P - Patch, CS - Cap Strip

** V-Vacuum, S-Spark, AP-Air Pressure, VI-Visual, I-Impact, AL-Air Lance

CHK'D BY: _____ SIGNATURE: _____

NYC Department of Environmental Protection

SEAMING LOG

PROJECT NAME: Pelham Bay Landfill

PROJECT NO.: 876-HP

DATE	TIME	SEAM NUMBER	SEAM LENGTH	EQUIP. NUMBER	TECH.	TEMP AMB	TEMP SHEET	DEFICIENCIES TYPE	DEFICIENCIES NUMBER	REPAIR METHOD*	REPAIR TEST Y/N	REPAIR TEST TYPE**
[redacted]	10:40	206-209	321	1060	VS	60	68+		—			
6-12	10:50	206-208	31'	1060	VS				—			
	11:15	206-210	30'	1060	VS				—			
	11:20	206-211	32'	1060	VS				BO	B	Y	V
	12:30	206-213	32'	1060	VS							
	1:00	206-20	32'	1060	VS							
	Bkfst 12:00	206-207	30'	1060	VS							
	1:30	206-216	20'	1060	VS							
	1:45	206-215	31'	1060	VS							
	1:55	206-214	31'	1060	VS							
	2:00	217-218	218'	1100	LA			—	—			
	2:15	218-219	211'	1067	MS				BO	B	Y	V
	2:20	219-220	216'	1060	VS (CS)							
	3:25	220-221	212'	1100	LA				—			
	3:45	221-222	212'	1067	MS							
	4:05	222-223	212'	1060	VS (P)				BO	B	Y	V
	4:10	223-224	209'	1100	LA							

COMMENTS: 1777

217 218 219 220 221

138 | 139 | 140 | 141 | 142 | 143 @ CWP | 157 | 158 | 159 upon B

* B - Bead, P - Patch, CS - Cap Strip

** V-Vacuum, S-Spark, AP-Air Pressure, VI-Visual, I-Impact, AL-Air Lance

CHK'D BY: [signature] SIGNATURE: [signature]

NYC Department of Environmental Protection

SEAMING LOG

PROJECT NAME: Pelham Bay Landfill

PROJECT NO.: 876-HP

DATE	TIME	SEAM NUMBER	SEAM LENGTH	EQUIP. NUMBER	TECH.	TEMP AMB	TEMP SHEET	DEFICIENCIES TYPE	DEFICIENCIES NUMBER	REPAIR METHOD*	REPAIR TEST Y/N	REPAIR TEST TYPE**
6-13	7:15	195-206	22	1100	LA	60	60	—				
	7:25	192-216	16									
		191-215	22									
		190-214	22									
		189-213	22									
		187-210	22									
		175-211	22									
		174-209	22									
		173-208	22									
		172-207	22									
		171-205	22									
		170-204	22									
			258'									

COMMENTS

* B - Bead, P - Patch, CS - Cap Strip

** V-Vacuum, S-Spark, AP-Air Pressure, VI-Visual, I-Impact, AL-Air Lance

CHK'D BY: [signature] SIGNATURE: [signature]

22
14
88
220
30,800

Sheet 38 of 202

NYC Department of Environmental Protection

SEAMING LOG

PROJECT NAME: Pelham Bay Landfill

PROJECT NO.: 876-HP

DATE	TIME	SEAM NUMBER	SEAM LENGTH	EQUIP. NUMBER	TECH.	TEMP AMB	TEMP SHEET	DEFICIENCIES TYPE	DEFICIENCIES NUMBER	REPAIR METHOD*	REPAIR TEST Y/N	REPAIR TEST TYPE**
6-16	1:00	*224-225	214	1060	VS	80	80	—				
	1:20	225-226	220	1100	LS			—				
	1:50	226-227	229	1067	FC			Short SM	1	B	Y	✓
	2:15	227-228	226	1060	VS			—				
	2:40	228-229	229	1100	LS			FM	1	B	Y	✓
CHL LEGTH	3:10	229-230	233	1067	FC			80	3	B	Y	✓
*	3:30	230-231	233 33	1060	VS			80	2	B	Y	✓
	3:45	231-180	22	1100	LS			—				
	4:00	230-179	22	1100	LS			—				
	4:10	229-178	22	1100	LS			~~80~~	~~1~~	NOT NEEDED		
	4:20	228-177	22	1100	LS			—	—			
	4:30	227-176	22	1100	LS			—	—			
	4:45	226-160	22	1100	LS							
	4:55	225-159	22	1100	LS							

COMMENTS * 224-225 SEAM TERMINATE @ TOP of Swale, will HAVE TO BEAD
1738 = 3½ DS round up to 4

* B - Bead, P - Patch, CS - Cap Strip

** V-Vacuum, S-Spark, AP-Air Pressure, VI-Visual, I-Impact, AL-Air Lance

CHK'D BY: [signature] SIGNATURE: [signature]

smm\92c403\conform\SEAMLOG.XLS

Sheet 39 of 202

NYC Department of Environmental Protection

SEAMING LOG

PROJECT NAME: Pelham Bay Landfill

PROJECT NO.: 876-HP

DATE	TIME	SEAM		EQUIP.	TECH.	TEMP		DEFICIENCIES		REPAIR	REPAIR TEST	
		NUMBER	LENGTH	NUMBER		AMB	SHEET	TYPE	NUMBER	METHOD*	Y/N	TYPE**
6-19	8:00	231-231	220	1100	LA	85	85+	BO	1	B	Y	V
	8:15	233-231	198	1067	MS			BO FM	1	B	Y	V
	10:30	234-235	180	1100	LA			-	-			
	11:00	235-236	161	1067	MS							
	11:20	236-238	135	1100	LA	90	90+					
	1:30	238-239	114	1067	MS							
	1:30	239-241	87	1100	LA							
	2:00	241-240	58	1067	MS	95+	95+					
	2:10	240-237	35	1100	LA							
	3:40	237-232	28	1067	MS							
	3:50	240-232	28									
	4:00	241-232	29									
	4:10	239-230	28									
	4:20	238-232	29									

COMMENTS

B - Bead, P - Patch, CS - Cap Strip

V-Vacuum, S-Spark, AP-Air Pressure, VI-Visual, I-Impact, AL-Air Lance

CHK'D BY: [signature] SIGNATURE: [signature]

NYC Department of Environmental Protection

SEAMING LOG

PROJECT NAME Pelham Bay Landfill

PROJECT NO.: 876-HP

DATE	TIME	SEAM NUMBER	SEAM LENGTH	EQUIP. NUMBER	TECH.	TEMP AMB	TEMP SHEET	DEFICIENCIES TYPE	DEFICIENCIES NUMBER	REPAIR METHOD*	REPAIR TEST Y/N	REPAIR TEST TYPE**
6-19	4:30	236-232	29	1067	MS	95	95+					
	4:40	235-232	30									
	4:50	234-232	29									
	5:00	233-232	29									
	5:10	231-232	20									
X-SEAMS	3:30 3:40	232-206 237-204	22 22	1100	LA							
	3:50	240 194	22									
	4:00	241 193	22									
	4:10	239 186	22									
	4:20	238-185	22									
	4:30	236-184	22									
	4:40	235 183	22									
	4:50	234 182	22									
	5:00	233 181	22									

COMMENTS

* B - Bead, P - Patch, CS - Cap Strip

** V-Vacuum, S-Spark, AP-Air Pressure, VI-Visual, I-Impact, AL-Air Lance

CHK'D BY: [signature] SIGNATURE: Paul Marks

snum92c4087\constorm\SEAMLOG.XLS

NYC Department of Environmental Protection

SEAMING LOG

PROJECT NAME: Pelham Bay Landfill

PROJECT NO.: 876-HP

DATE	TIME	SEAM		EQUIP.	TECH.	TEMP		DEFICIENCIES		REPAIR	REPAIR TEST	
		NUMBER	LENGTH	NUMBER		AMB	SHEET	TYPE	NUMBER	METHOD*	Y/N	TYPE**
6-21	8:40	242-243	171'	1100	LA			—				
	9:00	243-244	174	1067	MS			BREAK SEAM WELL CUT	1 1	P P	Y	V
	~~10:00~~ 10:15	244-245	175	~~1060~~ 1060	MSFC			S.O WELL CUT	1	B P	Y Y	V V
	10:40	245-246	188	1100	LA			—				
	11:00	246-247	187	1067	MS			—				
	11:30	247-248	179	1060	FC			V				
	12:30	248-249	182	1100	LA			—				
	1:25	249-250	188	1067	MS			—				
	1:55	250-251	186	1060	FC			FM	2	B	Y	V
	2:00	251-252	184	1100	LA			FM	1	B	Y	V
	2:50	252-253	181	1060	FC			—				
	3:00	253-254	186	1100	LA			—				
	3:30	254-255	180	1067	MS			—				
	4:05	255-256	171	1060	FC							
COMMENTS:	4:10	256-257	184	1100	LA							

* B - Bead, P - Patch, CS - Cap Strip

** V-Vacuum, S-Spark, AP-Air Pressure, VI-Visual, I-Impact, AL-Air Lance

CHK'D BY: [signature]

SIGNATURE: Paul Marks

NYC Department of Environmental Protection

SEAMING LOG

PROJECT NAME: Pelham Bay Landfill

PROJECT NO.: 876-HP

DATE	TIME	SEAM		EQUIP.	TECH.	TEMP		DEFICIENCIES		REPAIR	REPAIR TEST	
		NUMBER	LENGTH	NUMBER		AMB	SHEET	TYPE	NUMBER	METHOD*	Y/N	TYPE**
6-28	8:00	217-250 / 217-258	~~205~~ 8' (6) / 205	E 200 / 1100	SP / LA	60	60	BO	1	B	Y	V
	8:15	258-259	206	1060	SP			BO	1	B	Y	V
	8:30	259-260	201 (38) (13)	1067	MS			BO	1	B	Y	V
	9:40	260-261	208 (26)	1100	LA			—	—			
	10:45	261-262	225	1067	MS			—	—			
	11:00	262-265	233	1060	SP			—				
	11:10	263-264	363 (211)	1100	LA			—				
	12:55	265-266	~~216~~ 216	1067	MS			—				
	1:20	266-267	167	1060	SP							
	2:40	267-269	125	1067	MS			BO	1	B	Y	V
	2:40	269-268	79 (80)	1060	SP			—				
	3:10	268-270	35 (37)	1067	MS			BO	1	B	Y	V
	3:00	265-271	279 (279)	1100	LA			—				
	4:20	271-272	236	1100	SP			BO	1	B	Y	V

COMMENTS 217/258 | TOP 8' MUST VT

* B - Bead, P - Patch, CS - Cap Strip

** V-Vacuum, S-Spark, AP-Air Pressure, VI-Visual, I-Impact, AL-Air Lance

CHK'D BY: [signature]

SIGNATURE: Paul Mahr

smm92-403\Seamform\SEAMLOG.XLS

Sheet 43 of [illegible]

NYC Department of Environmental Protection

X - SEAMS

SEAMING LOG

PROJECT NAME: Pelham Bay Landfill

PROJECT NO.: 876-HP

DATE	TIME	SEAM NUMBER	SEAM LENGTH	EQUIP. NUMBER	TECH.	TEMP AMB	TEMP SHEET	DEFICIENCIES TYPE	DEFICIENCIES NUMBER	REPAIR METHOD*	REPAIR TEST Y/N	REPAIR TEST TYPE**
628	1:30	264-265	14	1100	LA	75	75T					
	1:35	-266	49	1100	LA							
	1:50	-267	46	1100	LA							
	2:05	-269	48	1100	LA							
	3:35	268	48	1067	MS							
	3:45	270	46	1067	MS							
	5:55	263-274	41	1067	MS							
	6:10	-276	42	1100	LA							
	6:20	-275	41		LA							
	6:30	-273	34		LA							
	6:40	-272	42		LA							
	6:50	-271	41		LA							
	4:20	275-276	110	1067	MS					CS	Y	V
	6:00	272-273	187	1067	MS							
	4:50	273-275	155	1067	MS							
	5:40	276-274	57	1067	MS							

COMMENTS

* B - Bead, P - Patch, CS - Cap Strip

** V-Vacuum, S-Spark, AP-Air Pressure, VI-Visual, I-Impact, AL-Air Lance

CHK'D BY: [signature]

SIGNATURE: Paul Marks

NYC Department of Environmental Protection

SEAMING LOG

PROJECT NAME: Pelham Bay Landfill

PROJECT NO.: 876-HP

DATE	TIME	SEAM		EQUIP.	TECH.	TEMP		DEFICIENCIES		REPAIR	REPAIR TEST	
		NUMBER	LENGTH	NUMBER		AMB	SHEET	TYPE	NUMBER	METHOD*	Y/N	TYPE**
6-29	1:30	273-48	13'	1067	MS							
	2:10	272-47	22	|	L							
	2:30	271-46	22									

COMMENTS:

* B - Bead, P - Patch, CS - Cap Strip

** V-Vacuum, S-Spark, AP-Air Pressure, VI-Visual, I-Impact, AL-Air Lance

CHK'D BY: [signature] SIGNATURE: [signature]

smm\92c4087\consform\SEAMLOG.XLS

Sheet 45 of 202

NYC Department of Environmental Protection

SEAMING LOG

PROJECT NAME: Pelham Bay Landfill

PROJECT NO.: 876-HP

DATE	TIME	SEAM		EQUIP.	TECH.	TEMP		DEFICIENCIES		REPAIR	REPAIR TEST	
		NUMBER	LENGTH	NUMBER		AMB	SHEET	TYPE	NUMBER	METHOD*	Y/N	TYPE**
6-29	7:30	258-137	22'	1067	MS	70	70+					
	7:36	259-136	22'		MS							
	7:43	260-135	22'		MS							
	7:45	261-134	22'	1100	LA							
	7:53	262-133	22'	1100	LA							
	7:50	265-132	22'		MS							
	8:00	266-131	22'		MS							
	8:09	267-130	22		MS							
	8:18	269-129	22'		MS							
	8:25	268-128	22'		MS							
	9:30	270-127	22'		MS							
	12:40	264-126	22		MS							
	1:00	263-125	22		MS							
	1:20	~~275-99~~	~~22~~		~~MS~~							

COMMENTS:

* B - Bead, P - Patch, CS - Cap Strip

** V-Vacuum, S-Spark, AP-Air Pressure, VI-Visual, I-Impact, AL-Air Lance

CHK'D BY: [signature]

SIGNATURE: [signature]

NYC Department of Environmental Protection

SEAMING LOG

PROJECT NAME Pelham Bay Landfill

PROJECT NO.: 876-HP

DATE	TIME	SEAM NUMBER	SEAM LENGTH	EQUIP. NUMBER	TECH.	TEMP AMB	TEMP SHEET	DEFICIENCIES TYPE	DEFICIENCIES NUMBER	REPAIR METHOD*	REPAIR TEST Y/N	REPAIR TEST TYPE**
6-30-95	8:20	257/287	165/175	W1100	L.A.	70°	—	BURNOUT	1	B	Y	V
	8:30	287/288	180	W1162	F.C.	70°	—	BURNOUT	1	B	Y	V
	8:40	288/289	184	W1084	S.P	70°	—	CUT OUT	1	P	Y	V
	10:00	289/290	172	W1100	L.A	75°	—	BEAD	2	B	Y	V
	10:00	257/287	10/175	EXTURSION WELD		75°	—	-	-			
	10:00	290/291	184	W1067	M.S.	75°	—	BEAD	2	B	Y	V
	10:15	291/292	182	W1162	F.C.	75°	—	BEAD	4	B	Y	V
	10:20	292/293	185	W1084	S.P	75°	—	BEAD	5	B	Y	V
	11:00	294/295	187	W1067	M.S.	75°	—	—	—			
	11:10	293/294	190	W1100	L.A.	75°	—					
	12:30	295/296	178	W1084	S.P	80°	—					
	12:40	296/297	180	W1162	F.C.	80°	—					
	1:10	297/298	185	W1100	L.A.	80°	—					
	1:15	298/299	187	W1067	M.S.	80°	—					

2369

COMMENTS

* B - Bead, P - Patch, CS - Cap Strip

** V-Vacuum, S-Spark, AP-Air Pressure, VI-Visual, I-Impact, AL-Air Lance

CHK'D BY: [signature]

SIGNATURE: [signature]

6/30
2/2

Sheet 47 of 202

NYC Department of Environmental Protection

SEAMING LOG

PROJECT NAME: Pelham Bay Landfill

PROJECT NO.: 876-HP

DATE	TIME	SEAM NUMBER	SEAM LENGTH	EQUIP. NUMBER	TECH.	TEMP AMB	TEMP SHEET	DEFICIENCIES TYPE	DEFICIENCIES NUMBER	REPAIR METHOD*	REPAIR TEST Y/N	REPAIR TEST TYPE**
6-30-95	1:00	299/300	188	W1084	S.P.	75°	–					
	2:00	300/301	193	W1162	F.C.	75°	–					
	2:00	301/302	190	W1100	L.A.	75°	–					
	2:00	302/303	192	W1067	M.S.	70°	–					
	3:00	303/304	186	W1084	S.P.	70°	–					
	3:00	304/305	183	W1100	L.A.	70°	–					
	3:00	305/306	185	W1162	F.C.	70°	–					
	6:00	307/308	260	W1100	L.A.	70°	–					
	6:00	308/309	260	W1084	S.P.	70°	–					
	6:20	309/310	255	W1067	M.S.	70°	–					
			2092									

COMMENTS

* B - Bead, P - Patch, CS - Cap Strip

** V-Vacuum, S-Spark, AP-Air Pressure, VI-Visual, I-Impact, AL-Air Lance

CHK'D BY [signature] SIGNATURE [signature]

P312-242

NYC Department of Environmental Protection

SEAMING LOG

PROJECT NAME: Pelham Bay Landfill

PROJECT NO.: 876-HP

DATE	TIME	SEAM NUMBER	SEAM LENGTH	EQUIP. NUMBER	TECH.	TEMP AMB	TEMP SHEET	DEFICIENCIES TYPE	DEFICIENCIES NUMBER	REPAIR METHOD*	REPAIR TEST Y/N	REPAIR TEST TYPE**
7-3	8:00	310-311	244'	1100	LA	70	70+					
	8:10	311-312	239'	1067	MS			B.O	4	B	Y	V
	9:15	312-313	244	1100	LA			—	—			
	9:40	313-314	255	1084	MS			BO FM	2 1	B B	Y, Y	V, V
	10:50	314-315	259	1162	FC			BO FM	3 1	B B	Y, Y	V, V
	10:50	315-316	257	1100	LA			BO FM	2 1	B B	Y, Y	V, V
	1:00	316-317	253	1084	MS			—	—			
	1:00	317-318	257	1162	FC			B.O FM	1 1	B B	Y, Y	V, V
	1:00	318-319	257	1100 1162	LA			—	—			
	2:a	319-320	260	1084	FC T MS B			B.O	2	B	Y	V
			2525									

COMMENTS:

* B - Bead, P - Patch, CS - Cap Strip

** V-Vacuum, S-Spark, AP-Air Pressure, VI-Visual, I-Impact, AL-Air Lance

CHK'D BY: [signature]

SIGNATURE: [signature]

NYC Department of Environmental Protection

SEAMING LOG

PROJECT NAME: Pelham Bay Landfill

PROJECT NO.: 876-HP

DATE	TIME	SEAM		EQUIP.	TECH.	TEMP		DEFICIENCIES		REPAIR	REPAIR TEST	
		NUMBER	LENGTH	NUMBER		AMB	SHEET	TYPE	NUMBER	METHOD*	Y/N	TYPE**
7/5/95	7:45	250/315	22'	1084	MS	70°	70°					
	8:00	251/316	22'	1084	MS							
	8:20	252/317	22'	1084	MS							
	8:35	253/318	22'	1084	MS							
	8:50	254/319	22'	1084	MS							
	9:15	255/320	22'	1084	MS							
	11:40	256/321	22'	1100	LA	80°	80°					
	12:45	320/321	238'	1162	FC	80°	80°					
	12:45	321/322	242'	1100	LA	80°	80°					
	10:00	245/310	22'	1084	MS	70°	70°					
	10:20	244/309	22'	1084	MS	72°	72°					
	10:40	243/308	22'	1084	MS	75°	75°					
	1:05	257/322	22'	1084	MS	80°	80°					
↓	1:25	322/323	256	1084	MS	↓	↓					

COMMENTS:

* B - Bead, P - Patch, CS - Cap Strip

** V-Vacuum, S-Spark, AP-Air Pressure, VI-Visual, I-Impact, AL-Air Lance

CHK'D BY: [signature]

SIGNATURE: [signature]

NYC Department of Environmental Protection

SEAMING LOG

PROJECT NAME. Pelham Bay Landfill

PROJECT NO.: 876-HP

DATE	TIME	SEAM		EQUIP.	TECH.	TEMP		DEFICIENCIES		REPAIR	REPAIR TEST	
		NUMBER	LENGTH	NUMBER		AMB	SHEET	TYPE	NUMBER	METHOD*	Y/N	TYPE**
7/5/95	2:00	323/324	257'	1162	FC	80°	80°					
	2:05	287/323	22'	1100	LA							
	2:20	288/324	22'	1100	LA							
	2:40	324/325	249'	1100	LA							
	3:00	289/325	22'	1084	MS							
	3:30	325/326	248'	1084	MS							
	3:40	290/326	22	1162	FC							
	3:45	326/327	247'	1162	FC			—	—			
	4:00	291/327	22	1100	LA							
	4:20	327/328	246'	1084 1100	MS T LA, B			—	—			
	4:10	292/328	22	1100	LA							
			2355									

COMMENTS:

* B - Bead, P - Patch, CS - Cap Strip

** V-Vacuum, S-Spark, AP-Air Pressure, VI-Visual, I-Impact, AL-Air Lance

CHK'D BY: _____ SIGNATURE: PM

Sheet 57 of 202

NYC Department of Environmental Protection

SEAMING LOG

PROJECT NAME: Pelham Bay Landfill

PROJECT NO.: 876-HP

DATE	TIME	SEAM		EQUIP.	TECH.	TEMP		DEFICIENCIES		REPAIR	REPAIR TEST	
		NUMBER	LENGTH	NUMBER		AMB	SHEET	TYPE	NUMBER	METHOD*	Y/N	TYPE**
7-6	8:05	328-329	242	1084	MS							
	8:20	329-330	238	1100	LA							
	8:25	330-331	240	1084	MS							
	8:30	331-332	244	1162	FC							
	10:40	332-333	245	1100	LA							
	9:35	329-293	22	1100	LA							
	9:50	330-294	22	1100	LA							
	10:00	331-295	22	1100	LA							
	9:35	332-296	22	1162	FC							
	10:20	333-297	22	1100	LA							
	11:35	333-334	247	1084	MS							
	12:45	334-298	22	1084	MS							
	1:50	335-336	174	1100	LA			B.O	2	B	Y	V
	1:15	335-307	22	1084	MS							

COMMENTS

* B - Bead, P - Patch, CS - Cap Strip

** V-Vacuum, S-Spark, AP-Air Pressure, VI-Visual, I-Impact, AL-Air Lance

CHK'D BY: [signature] SIGNATURE: Paul Marks

mm\92c4087\conform\SEAMLOG.XLS

NYC Department of Environmental Protection

SEAMING LOG

PROJECT NAME: Pelham Bay Landfill

PROJECT NO.: 876-HP

DATE	TIME	SEAM NUMBER	SEAM LENGTH	EQUIP. NUMBER	TECH.	TEMP AMB	TEMP SHEET	DEFICIENCIES TYPE	DEFICIENCIES NUMBER	REPAIR METHOD*	REPAIR TEST Y/N	REPAIR TEST TYPE**
7-6	2:50	336-337	173	1162 ~~1084~~	FC	80	80+	B.O	2	B	Y	V
	2:30	336-308	22	1084	MS							
	2:30	337-309	22	1162 ~~1084~~	~~MS~~ FC							
	2:50	337-338	180	1084	MS			B.O	2	B	Y	V
	3:30	338-339	182	1100	LA							

COMMENTS

* B - Bead, P - Patch, CS - Cap Strip

** V-Vacuum, S-Spark, AP-Air Pressure, VI-Visual, I-Impact, AL-Air Lance

CHK'D BY: [signature] SIGNATURE: [signature]

NYC Department of Environmental Protection — **SEAMING LOG**

PROJECT NAME: Pelham Bay Landfill — PROJECT NO.: 876-HP

DATE	TIME	SEAM		EQUIP.	TECH.	TEMP		DEFICIENCIES		REPAIR	REPAIR TEST	
		NUMBER	LENGTH	NUMBER		AMB	SHEET	TYPE	NUMBER	METHOD*	Y/N	TYPE**
7/6/95	4:00	337/340	182'	1084	MS	85°	-	BEAD	1	B	Y	V
	4:08	339/341	186'	1162	FC	85°	-	BEAD	2	B	Y	V
	4:20	341/342	182'	1130	LA	85°	-	BEAD	1	B	Y	V
	4:50	342/343	184'	1084	MS	85°	-	-	-			
↓	5:00	343/344	184'	1100	LA	80°	-	-	-			

COMMENTS: TOTAL LENGTH = 918 LF

* B - Bead, P - Patch, CS - Cap Strip

** V-Vacuum, S-Spark, AP-Air Pressure, VI-Visual, I-Impact, AL-Air Lance

CHK'D BY: SIGNATURE:

NYC Department of Environmental Protection

SEAMING LOG

PROJECT NAME: Pelham Bay Landfill

PROJECT NO.: 876-HP

DATE	TIME	SEAM		EQUIP.	TECH.	TEMP		DEFICIENCIES		REPAIR	REPAIR TEST	
		NUMBER	LENGTH	NUMBER		AMB	SHEET	TYPE	NUMBER	METHOD*	Y/N	TYPE**
7-7	8:12	349-345	187	1100	L.A			—	—			
	8:00	339-311	22	1084	M.S			—	—			
	8:07	340-312	22	1084	M.S			—	—			
	8:26	345-346	188	1084	M.S			B.O	1	B	Y	V
	8:55	346-347	193	1100	LA			B.O	1	B	Y	V
	9:30	347-348	194	1084	MS							
	9:45	348349	195	1162	SH							
	10:45	349-350	200	1100	LA							
Partially	11:00	3:50-351		1084	MS							
seams	11:20	351-352		1162	SH							
of Ran		352-353										

COMMENTS: 1201

* B - Bead, P - Patch, CS - Cap Strip

** V-Vacuum, S-Spark, AP-Air Pressure, VI-Visual, I-Impact, AL-Air Lance

CHK'D BY: [signature] SIGNATURE: [signature]

Sheet 55 of 202

NYC Department of Environmental Protection

SEAMING LOG

PROJECT NAME: Pelham Bay Landfill

PROJECT NO.: 876-HP

DATE	TIME	SEAM NUMBER	SEAM LENGTH	EQUIP. NUMBER	TECH.	TEMP AMB	TEMP SHEET	DEFICIENCIES TYPE	DEFICIENCIES NUMBER	REPAIR METHOD*	REPAIR TEST Y/N	REPAIR TEST TYPE**
7-10	STARTED FRI 7-7 7:30	350-351	199	1084	MS							
		351-352	203	1100	LA							
	8:10	352-353	205	1162	SP							
	9:00	353-354	204	1084	MS							
	8:10	354-355	205	1100	LA							
	10:50	341-313	22	1100	LA							
	10:20	342-314	22	1100	LA							
	10:50	343-315	22	1100	LA							
	11:10	344-316	22	1100	LA							
	11:30	345-317	22	1100	LA							
	11:30	350-322	22	1084	MS							
	11:45	351-323	22	1084	MS							
	11:40	346-318	22	1100	LA							
	12:40	347-319	22	1100	LA							

COMMENTS

1217

* B - Bead, P - Patch, CS - Cap Strip

** V-Vacuum, S-Spark, AP-Air Pressure, VI-Visual, I-Impact, AL-Air Lance

CHK'D BY: [signature] SIGNATURE: [signature]

smm\92c4087\consform\SEAMLOG.XLS

NYC Department of Environmental Protection

SEAMING LOG

PROJECT NAME: Pelham Bay Landfill

PROJECT NO.: 876-HP

DATE	TIME	SEAM NUMBER	SEAM LENGTH	EQUIP. NUMBER	TECH.	TEMP AMB	TEMP SHEET	DEFICIENCIES TYPE	DEFICIENCIES NUMBER	REPAIR METHOD*	REPAIR TEST Y/N	REPAIR TEST TYPE**
7-10	12:50	348-320	22	1100	LA							
	12:40	352-324	22	1084	MS							
	12:50	353-325	22	1084	MS							
	1:05	354-326	22	1084	MS							
		355-327	22	1084	MS							
		357-328	22	1084	MS							
		358-329	22	1100	LA							
	410	359-330	22	1162	SP							
	4:17	360-331	22	1162	SP							
	420	361-332	22	1162	SP							
	4:30	362-333	22	1100	LA							
	4:22	363-334	22	1100	LA							
		356-										

COMMENTS

264

* B - Bead, P - Patch, CS - Cap Strip

** V-Vacuum, S-Spark, AP-Air Pressure, VI-Visual, I-Impact, AL-Air Lance

CHK'D BY [signature] SIGNATURE: RM

smm\92c4087\conform\SEAMLOG.XLS

NYC Department of Environmental Protection

SEAMING LOG

PROJECT NAME Pelham Bay Landfill

PROJECT NO.: 876-HP

DATE	TIME	SEAM NUMBER	SEAM LENGTH	EQUIP. NUMBER	TECH.	TEMP AMB	TEMP SHEET	DEFICIENCIES TYPE	DEFICIENCIES NUMBER	REPAIR METHOD*	REPAIR TEST Y/N	REPAIR TEST TYPE**
7-10	1:45	355-357	212	1162	SP							
	2:10	357-358	184	1084	MS							
	2:25	358-359	155	1100	LA							
	2:45	359-360	128	1162	SP							
	2:55	360-361	100	1100	LA							
	3:05	361-362	66	1100	LA							
	3:10	362-363	38	1100	LA							
	3:45	356-357	35	1084	MS							
	3:50	356-358	37	1084	MS							
	3:55	356-359	34	1084	MS							
	4:00	356-360	34	1084	MS							
		356-361	35	1084	MS							
		356-362	34	1084	MS							
		356-363	36	1084	MS							

COMMENTS

1128

* B - Bead, P - Patch, CS - Cap Strip

** V-Vacuum, S-Spark, AP-Air Pressure, VI-Visual, I-Impact, AL-Air Lance

CHK'D BY: [signature] SIGNATURE [signature]

NYC Department of Environmental Protection

SEAMING LOG

PROJECT NAME: Pelham Bay Landfill

PROJECT NO.: 876-HP

DATE	TIME	SEAM NUMBER	SEAM LENGTH	EQUIP. NUMBER	TECH.	TEMP AMB	TEMP SHEET	DEFICIENCIES TYPE	DEFICIENCIES NUMBER	REPAIR METHOD*	REPAIR TEST Y/N	REPAIR TEST TYPE**
7-12	12:05	334-364	234 (+16)	1162	SP							
	12:50	364-366	227	1100	LA							
	1:20	366-367	206	1084	MS							
	1:30	367-368	174	1162	SP							
	2:15	368-369	151	1100	LA							
	2:35	369-370	126	1084	MS							
	2:55	370-371	100	1100	LA							
	3:25	371-372	73	1100	LA							
	3:55	372-373	47	1100	LA							
	4:12	373-374	20	1100	LA							
	2:55	365-356	22	1162	SP							
	2:45	365-364	26	1162	SP							
	3:17	365-371	35	1084	MS							
	3:25	365-372	35	1084	MS							
			1476									

COMMENTS:

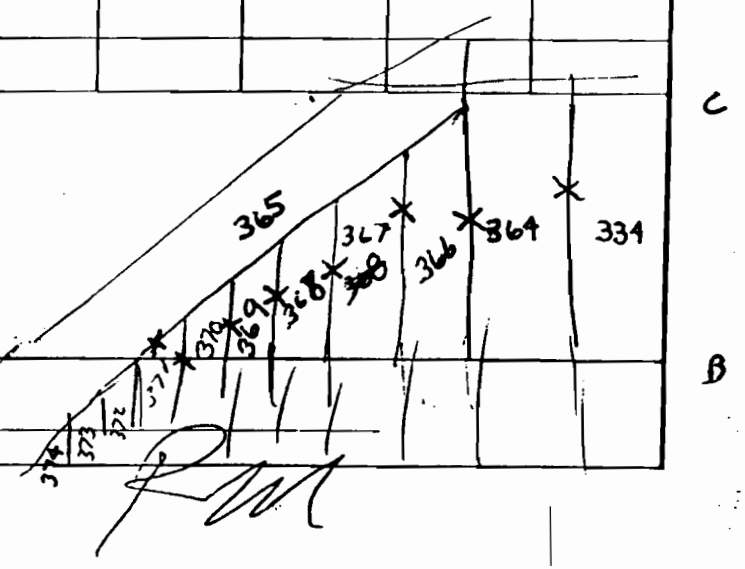

* B - Bead, P - Patch, CS - Cap Strip

** V-Vacuum, S-Spark, AP-Air Pressure, VI-Visual, I-Impact, AL-Air Lance

CHK'D BY: [signature]

SIGNATURE: [signature]

smm\92c4087\consform\SEAMLOG.XLS

NYC Department of Environmental Protection

SEAMING LOG

PROJECT NAME: Pelham Bay Landfill

PROJECT NO.: 876-HP

DATE	TIME	SEAM		EQUIP.	TECH.	TEMP		DEFICIENCIES		REPAIR	REPAIR TEST	
		NUMBER	LENGTH	NUMBER		AMB	SHEET	TYPE	NUMBER	METHOD*	Y/N	TYPE**
7-12	3:20	365-366	34	1162	SP							
	3:35	365-373	25	1084	MS							
	3:40	365-367	34	1162	SP							
	3:45	365-368	34	1162	SP							
	3:55	365-369	34	1162	SP							
	4:12	365-374	34	1084	MS							
	4:05	365-370	34	1162	SP							
	4:10	299-364 371-372	22	1100	LA			MISALIGNMENT	ENTIRE	CS	Y	V
	4:15	300-366	22	1162	SP							
	4:25	301-367	22	1162	SP							
	4:35	302-368	22	1162	SP							
	4:40	303-369	22	1100	LA							
	4:50	304-370	22	1100	LA							
	5:00	305-371	22	1100	LA							

COMMENTS

383

* B - Bead, P - Patch, CS - Cap Strip

** V-Vacuum, S-Spark, AP-Air Pressure, VI-Visual, I-Impact, AL-Air Lance

CHK'D BY: [signature]

SIGNATURE: [signature]

Sheet 60 of 202

NYC Department of Environmental Protection

SEAMING LOG

PROJECT NAME: Pelham Bay Landfill

PROJECT NO.: 876-HP

DATE	TIME	SEAM NUMBER	SEAM LENGTH	EQUIP. NUMBER	TECH.	TEMP AMB	TEMP SHEET	DEFICIENCIES TYPE	DEFICIENCIES NUMBER	REPAIR METHOD*	REPAIR TEST Y/N	REPAIR TEST TYPE**
7-13	1:20	306-375	180'	1100	LA	90°	90°					
	1:40	375-376	197'	1162	SP	↓	↓					
	2:45	376-377	~~[illegible]~~	1084	MS							
	3:00	377-378	175'	1162	SP							
	3:30	378-379	154'	1100	LA	85°	85°					
	4:00	379-381	71'	1162	SP							
	4:15	381-382	22'	1162	SP							
	4:30	381-383	51'	1100	LA				0			
	5:00	379-382	64'	1162	SP							
	5:00	382-383	62'	1100	LA				0			
	5:15	383-384	93'	1162	SP				0			
	5:10	384-385	68'	1100	LA				0			
	5:20	380-377*	20	1162	SP							
	5-28	380-378	28	1162	SP							
	5:36	~~380~~ 379	28	1162	SP							
	5:40	380-381	28	1162	SP							
	5:35	380-384	28	1100	LA							
	5:45	380-383	28	1100	LA							
	6:00	373-375	22	1162	SP							
	~~6:05~~	~~373-376~~		~~1162~~	~~SP~~							
	6:05	376-374	22'	1163	SP							

COMMENTS: ↓ Lower Road; Roll 32143 P-377 P-378 P-379 *; ~~[illegible]~~ A Road

* B - Bead, P - Patch, CS - Cap Strip

** V-Vacuum, S-Spark, AP-Air Pressure, VI-Visual, I-Impact, AL-Air Lance

CHK'D BY

SIGNATURE [signature]

151'

[signature]

NYC Department of Environmental Protection

SEAMING LOG

PROJECT NAME Pelham Bay Landfill

PROJECT NO.: 876-HP

DATE	TIME	SEAM NUMBER	SEAM LENGTH	EQUIP. NUMBER	TECH.	TEMP AMB	TEMP SHEET	DEFICIENCIES TYPE	DEFICIENCIES NUMBER	REPAIR METHOD*	REPAIR TEST Y/N	REPAIR TEST TYPE**
7/14/95	10:30	386/~~387~~ 48	220	1162	SP/~~SP~~	90	100	BO	2	B	Y	V
	10:45	386/387	245	1100	LA			—	—			
	11:20	387/388	245	1084	MS			BO	1 ~~BO~~	B	Y	V
	1:06	388-390	219	1100	LA							
	2:10	390-391	157	1100	LA							
	1:30	389-?[1]	246	1162	SP							
	1A5	388-389	48	1084	MS							
	2:20	390-389	58	1084	MS							
		391-389	58	1084	MS							
		391-392	99	1162	SP							
		393-389	40	1162	SP							
		392-393	43	1100	LA							
		389-392	59	1100	LA							

COMMENTS: * 12' on other Side of manhole upper B

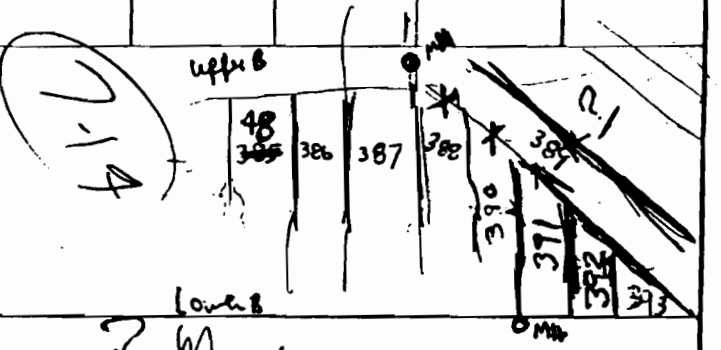

* B - Bead, P - Patch, CS - Cap Strip

** V-Vacuum, S-Spark, AP-Air Pressure, VI-Visual, I-Impact, AL-Air Lance

CHK'D BY: [signature]

SIGNATURE: [signature]

NYC Department of Environmental Protection

SEAMING LOG

PROJECT NAME: Pelham Bay Landfill

PROJECT NO.: 876-HP

DATE	TIME	SEAM		EQUIP.	TECH.	TEMP		DEFICIENCIES		REPAIR	REPAIR TEST	
		NUMBER	LENGTH	NUMBER		AMB	SHEET	TYPE	NUMBER	METHOD*	Y/N	TYPE**
7-17		389-274	22	1084	MS							
		387-276	22	1084	MS							
		386-275	22	1084	MS							

COMMENTS:

* B - Bead, P - Patch, CS - Cap Strip

** V-Vacuum, S-Spark, AP-Air Pressure, VI-Visual, I-Impact, AL-Air Lance

CHK'D BY: [signature] SIGNATURE: Paul Marsh

snm\92c4087\consform\SEAMLOG.XLS

Sheet 63 of 202

NYC Department of Environmental Protection

SEAMING LOG

PROJECT NAME: Pelham Bay Landfill

PROJECT NO.: 876-HP

DATE	TIME	SEAM NUMBER	SEAM LENGTH	EQUIP. NUMBER	TECH.	TEMP AMB	TEMP SHEET	DEFICIENCIES TYPE	DEFICIENCIES NUMBER	REPAIR METHOD*	REPAIR TEST Y/N	REPAIR TEST TYPE**	DS
7-20	8:00	307-394	255	1162	SP			FM	1	B	Y	V	141
	8:20	394-395	260	1100	LA			B.O	1	B	Y	V	
	8:30	395-396	260	1084	MS			—	—				142
	9:40	396-397	254	1162	SP			—	—				
	10:50	397-398	261	1100	LA			—	—				143
	10:20	398-399	*243	1084	MS			—	—				
	12:30	399-400	242	1162	SP			—	—				
	12:30	400-401	245	1100	LA			B.O	1	B	Y	V	
	12:45	401-402	255	1084	MS			—	—				
	2:00	402-403	251	1162	SP								
	1:50	403-404	248	1100	LA								
	2:20	404-405	244	1084	MS								

COMMENTS * STOPL @ MH

* B - Bead, P - Patch, CS - Cap Strip

** V-Vacuum, S-Spark, AP-Air Pressure, VI-Visual, I-Impact, AL-Air Lance

CHK'D BY: [signature] SIGNATURE: [signature]

smm\92c4087\...\SEAMLOG.XLS

NYC Department of Environmental Protection

SEAMING LOG

PROJECT NAME. Pelham Bay Landfill

PROJECT NO.: 876-EP

DATE	TIME	SEAM NUMBER	SEAM LENGTH	EQUIP. NUMBER	TECH.	TEMP AMB	TEMP SHEET	DEFICIENCIES TYPE	DEFICIENCIES NUMBER	REPAIR METHOD*	REPAIR TEST Y/N	REPAIR TEST TYPE**
7-24	10:30	405-406	246	1084	MS			BO	1	B	Y	V
		406-407	244	1100	LA			BO	2	B	Y	V
		407-408	238	1067	SP							
		408-409	246	1162	FC							
		409-410	241	1084	MS							
19295		410-411	234	1100	LA							
21685		411-412	230	1067	SP							
		412-413	231	1162	FC							
		335-414	166	1100	LA			B.O	2	B	Y	V
		414-415	177	1162	FC			—	—			
		415-416	177	1084	MS			—	—			
		416-417	170	1067	SP			BO	1	B	Y	V
		414-394	22	1084	MS			—	—			
		415-395	22	1067	SP							
		416-396	22	1067	SP			—	—			
		417-397	22	1067	SP							

COMMENTS

* B - Bead, P - Patch, CS - Cap Strip

** V-Vacuum, S-Spark, AP-Air Pressure, VI-Visual, I-Impact, AL-Air Lance

CHK'D BY: [signature]

SIGNATURE: [signature]

NYC Department of Environmental Protection

SEAMING LOG

PROJECT NAME: Pelham Bay Landfill

PROJECT NO.: 876-HP

DATE	TIME	SEAM		EQUIP.	TECH.	TEMP		DEFICIENCIES		REPAIR	REPAIR TEST	
		NUMBER	LENGTH	NUMBER		AMB	SHEET	TYPE	NUMBER	METHOD*	Y/N	TYPE**
7-25		417-418	173	1084	MS			—	—			
		418-419	172	1162	FC			—	—			
		419-420	172	1100	LA			BO	1	B	Y	V
		419-399	22	1162	FC			—	—			
		420-421	169	1067	SP			BO	1	B	Y	V
		421-422	165	1084	MS			—	—			
		422-423	157	1162	FC			BO	1	B	Y	V
		422-	22	1162	FC							
		423-	22	1162	FC							
		423-424	156	1100	LA							
		424-425	161	1067	SP							
		425-426	Patch (seam) 78 *	1084	MS							
		426-427	148	1100	LA			FM	1	B	Y	V
		427-428	153	1067	SP			BO	1	B	Y	V
		428-429	135	1162	FC			BO	2	B	Y	V
COMMENTS:		429-430										
		430-431										

* 425-426 - Remainder must be capped Strap Because of lack of overlap

* B - Bead, P - Patch, CS - Cap Strip

** V-Vacuum S-Spark, AP-Air Pressure, VI-Visual, I-Impact, AL-Air Lance

CHK'D BY: [signature]

SIGNATURE: [signature]

NYC Department of Environmental Protection

SEAMING LOG

PROJECT NAME: Pelham Bay Landfill

PROJECT NO.: 876-HP

DATE	TIME	SEAM		EQUIP.	TECH.	TEMP		DEFICIENCIES		REPAIR	REPAIR TEST	
		NUMBER	LENGTH	NUMBER		AMB	SHEET	TYPE	NUMBER	METHOD*	Y/N	TYPE**
7-26		428-408	22	1100	LA							
		429-430	130	1162	FC							
		430-431	125	1162	FC							
		421-401	22	1084	MS							
		420-400	22	1084	MS							
		425-405	22	1100	LA							
		424-404	22	1100	LA							
		419-399	22	1084	MS							
		418-398	22	1084	MS							
		429-409	22	1100	LA							
		413-432	225	1162	FC							
		432-433	207	1100	LA							
		[illegible]										
		434-435										

COMMENTS:

* B - Bead, P - Patch, CS - Cap Strip

** V-Vacuum, S-Spark, AP-Air Pressure, VI-Visual, I-Impact, AL-Air Lance

CHK'D BY: [signature]

SIGNATURE: [signature]

NYC Department of Environmental Protection

SEAMING LOG

PROJECT NAME: Pelham Bay Landfill

PROJECT NO.: 876-HP

DATE	TIME	SEAM NUMBER	SEAM LENGTH	EQUIP. NUMBER	TECH.	TEMP AMB	TEMP SHEET	DEFICIENCIES TYPE	DEFICIENCIES NUMBER	REPAIR METHOD*	REPAIR TEST Y/N	REPAIR TEST TYPE**
7-27		433-434	223	1100	LA							
		434-435	213	1100	LA							
		242-436	146	1162	KP							
		436-437	160	1100	LA							
		432-438	161	1162	KP							
		438-439	150	1100	LA							
		436-394	22	1084	MS							
		437-395	22	1084	MS							
		438-396	22	1084	MS							
		439-397	22	1084	MS							
		439-440	74	1162	KP							
		439-441	68	1162	KP							
		440-442	86	1084	MS							
		441-442	59	1084	MS							

COMMENTS

439 - Ball S	15'	EXT	VS
442 Ball N	15'	EXT	VS
440 - Ball W	20'	EXT	VS
442 Ball E	20'	EXT	VS

* B - Bead, P - Patch, CS - Cap Strip

** V-Vacuum, S-Spark, AP-Air Pressure, VI-Visual, I-Impact, AL-Air Lance

CHK'D BY: [signature]

SIGNATURE: [signature]

NYC Department of Environmental Protection

SEAMING LOG

PROJECT NAME: Pelham Bay Landfill

PROJECT NO.: 876-HP

DATE	TIME	SEAM NUMBER	SEAM LENGTH	EQUIP. NUMBER	TECH.	TEMP AMB	TEMP SHEET	DEFICIENCIES TYPE	DEFICIENCIES NUMBER	REPAIR METHOD*	REPAIR TEST Y/N	REPAIR TEST TYPE**
8-1		456-457	172		MS							
		457-458	179		LA							
		458-459	184'		SP							
		459-460	186'		MS							
		443-400	22	1162	FC							
	CROSS SEAMS 2:30 - 6:00 PM	444-401										
		445-402										
		446-403										
		447-404										
		448-405										
		449-406										
		450-407										
		451-408										
		452-409										
		453-410										
		454 411										
		455 412										
		456 413										
		457-432										
		458 433										
		459 434										
		460-435										

COMMENTS 1117

* B - Bead, P - Patch, CS - Cap Strip

** V-Vacuum, S-Spark, AP-Air Pressure, VI-Visual, I-Impact, AL-Air Lance

CHK'D BY: [signature] SIGNATURE: [signature]

FC

Sheet 69 of 202

NYC Department of Environmental Protection

SEAMING LOG

PROJECT NAME Pelham Bay Landfill

PROJECT NO.: 876-HP

DATE	TIME	SEAM NUMBER	SEAM LENGTH	EQUIP. NUMBER	TECH.	TEMP AMB	TEMP SHEET	DEFICIENCIES TYPE	DEFICIENCIES NUMBER	REPAIR METHOD*	REPAIR TEST Y/N	REPAIR TEST TYPE**
8-1-95		442-443	151	1084	MS							
		443-444	157	1100	LA							
		444-445	163	1067	SP							
		445-446	168	1084	MS							
[illegible]		446-447	166	1100	LA							
		447-448	170	1067	SP							
		448-449	173	1084	MS							
[illegible]		449-450	172	1100	LA							
		450-451	171	1067	SP							
		451-452	169	1084	MS							
		452-453	169	1100	LA							
		453-454	172	1067	SP							
		454-455	168		LA							
		455-456	172	L	SP							

COMMENTS

443-400 2341
444-401
445-402 22' 1162 F2
446-403 ~2 oz/hr
447-404

* B - Bead, P - Patch, CS - Cap Strip

** V-Vacuum, S-Spark, AP-Air Pressure, VI-Visual, I-Impact, AL-Air Lance

CHK'D BY [signature] SIGNATURE [signature]

smm92c4087\conform\SEAMLOG.XLS

NYC Department of Environmental Protection

SEAMING LOG

PROJECT NAME. Pelham Bay Landfill

PROJECT NO.: 876-HP

DATE	TIME	SEAM NUMBER	SEAM LENGTH	EQUIP. NUMBER	TECH.	TEMP AMB	TEMP SHEET	DEFICIENCIES TYPE	DEFICIENCIES NUMBER	REPAIR METHOD*	REPAIR TEST Y/N	REPAIR TEST TYPE**
8-3	10:30	460-470	197	1162	MS							
Bottom	10:40	470-471	200	1100	LA							
	12:30	471-472	204	1162	MS							
	12:40	472-473	201	1100	LA							
mid	1:30	435-474	229	1162	MS							
	1:40	474-475	224	1100	LA							
Top	2:15	475-471	22 (x2)	1162	MS							
	2:22	474-470	22	1162	MS							
	2:50	431-476	133	1100	LA							
Top	3:15	476-477	137	1100	LA							
		477-478	134									
		476-412	22	1162	MS							
		477-413	22	1162	MS							
		478-432	22	1162	MS							

COMMENTS.

* B - Bead, P - Patch, CS - Cap Strip

** V-Vacuum, S-Spark, AP-Air Pressure, VI-Visual, I-Impact, AL-Air Lance

CHK'D BY: [signature] SIGNATURE: Paul Marks

smm\92c4087\conform\SEAMLOG.XLS

499 19 1

Sheet 71 of 202

NYC Department of Environmental Protection

SEAMING LOG

PROJECT NAME: Pelham Bay Landfill

PROJECT NO.: 876-HP

DATE	TIME	SEAM NUMBER	SEAM LENGTH	EQUIP. NUMBER	TECH.	TEMP AMB	TEMP SHEET	DEFICIENCIES TYPE	DEFICIENCIES NUMBER	REPAIR METHOD*	REPAIR TEST Y/N	REPAIR TEST TYPE**
8/8/95	11:30	481-486	65	1100	LA							
	11:39	486-487	70	1162	MS							
	12:40	487-488	66	1100	LA							
	12:40	488-489	68	1162	MS							
	1:06	489-490	68	1100	LA							
	1:10	490-491	68	1162	MS							
	2:00	491-492	66	1100	LA							
	2:00	492-493	65	1162	MS							
	2:45	493-494	42	1100	LA							
	2:45	494-497	28	1162	MA							
	3:10	494-495	19	1100	LA							
	3:20	497-498	38	1162	MS							
	3:20	496-497	20	1100	LA							
	3:30	495-496	29	1100	LA							

COMMENTS ~~3:30 493-498 712 1100 LA~~
~~3:30 498-499 22 1162 MS~~
~~3:40 497-499 22 1162 MS~~
~~3:50 490-499 22 1162 MS~~

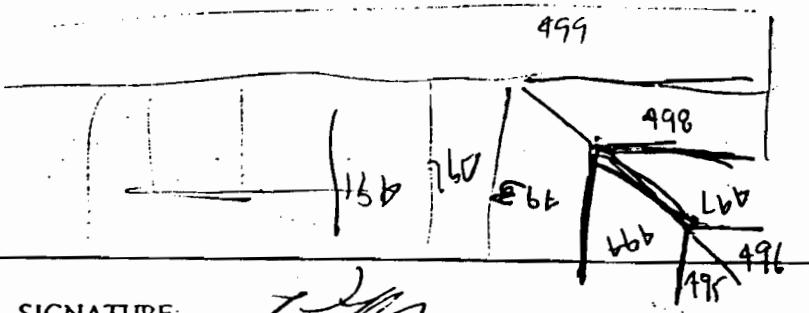

* B - Bead, P - Patch, CS - Cap Strip

** V-Vacuum, S-Spark, AP-Air Pressure, VI-Visual, I-Impact, AL-Air Lance

CHK'D BY: [signature]

SIGNATURE: [signature]

NYC Department of Environmental Protection

SEAMING LOG

PROJECT NAME. Pelham Bay Landfill

PROJECT NO.: 876-HP

DATE	TIME	SEAM		EQUIP.	TECH.	TEMP		DEFICIENCIES		REPAIR	REPAIR TEST	
		NUMBER	LENGTH	NUMBER		AMB	SHEET	TYPE	NUMBER	METHOD*	Y/N	TYPE**
8/8/95	3:30	492/499	22'	1162	MS	90°	90°					
	3:40	491/499	22'	1162	MS							
	3:50	490/499	22'	1162	MS							
	3:50	498/498	28'	1100	LA							
	4:00	489/499	22'	1162	MS							
	4:08	488/499	22'	1162	MS							
	4:18	487/499	22'	1162	MS							
	4:25	486/499	22'	1162	MS							
	4:35	481/499	22'	1162	MS							
	4:20	498/499	59'	1100	LA							
			263									

COMMENTS

487/498/481

* B - Bead, P - Patch, CS - Cap Strip

** V-Vacuum, S-Spark, AP-Air Pressure, VI-Visual, I-Impact, AL-Air Lance

CHK'D BY: RM SIGNATURE: Carl Gitt

NYC Department of Environmental Protection

SEAMING LOG

PROJECT NAME: Pelham Bay Landfill

PROJECT NO.: 876-HP

DATE	TIME	SEAM NUMBER	SEAM LENGTH	EQUIP. NUMBER	TECH.	TEMP AMB	TEMP SHEET	DEFICIENCIES TYPE	DEFICIENCIES NUMBER	REPAIR METHOD*	REPAIR TEST Y/N	REPAIR TEST TYPE**
8-4	3:00	479-480	61	1162	MS							
	3:05	480-481	61	1100	LA							
* 8-4	4 10	484-485	60	1162	MS			B				
* 84	4 00	482-483		1162	MS							

COMMENTS * IN SLOPE DRAIN TRENCH (to B03) for Pond B.

* B - Bead, P - Patch, CS - Cap Strip

** V-Vacuum, S-Spark, AP-Air Pressure, VI-Visual, I-Impact, AL-Air Lance

CHK'D BY: [signature] SIGNATURE: [signature]

NYC Department of Environmental Protection

SEAMING LOG

PROJECT NAME: Pelham Bay Landfill

PROJECT NO.: 876-HP

DATE	TIME	SEAM NUMBER	SEAM LENGTH	EQUIP. NUMBER	TECH.	TEMP AMB	TEMP SHEET	DEFICIENCIES TYPE	DEFICIENCIES NUMBER	REPAIR METHOD*	REPAIR TEST Y/N	REPAIR TEST TYPE**
8-9	8:30	499-500	247	1162	MS							
	7:40	500-501	175	1100	LA							
	7:50	501-502	140	1067	~~MS~~ SP							
	11:30	503-504	239	1100	LA			Bo	2	B	Y	V
	12:40	504-505	230	1162	MS							
	12:30	70-503	39	1067	SP							
	1:10	505-506	230	1067	SP							
	1:30	506-507	222	1100	LA							
	2:05	507-508	223	1162	MS							
	2:20	508-509	217	1067	SP							
	3:00	503-510	203	1100	LA							
	3:30	510-511	173	1162	MS							
	3:40	511-512	139	1067	SP							
	4:30	512-513	103	1162	MS							
	1	513-514	60	1067	SP							
	6:00	514-515	21	1162	MS							

COMMENTS

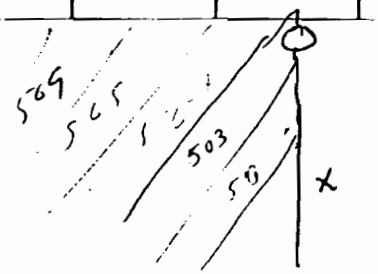

* B - Bead, P - Patch, CS - Cap Strip

** V-Vacuum, S-Spark, AP-Air Pressure, VI-Visual, I-Impact, AL-Air Lance

CHK'D BY: [signature]

SIGNATURE: [signature]

NYC Department of Environmental Protection

SEAMING LOG

PROJECT NAME: Pelham Bay Landfill

PROJECT NO.: 876-HP

DATE	TIME	SEAM NUMBER	SEAM LENGTH	EQUIP. NUMBER	TECH.	TEMP AMB	TEMP SHEET	DEFICIENCIES TYPE	DEFICIENCIES NUMBER	REPAIR METHOD*	REPAIR TEST Y/N	REPAIR TEST TYPE**
8-9	430	70-510	34	1100	LA							
		70-511	31	1100	LA							
		70-512	39	1100	LA							
		70-513	37	1100	LA							
		70-514	38	1100	LA							
	600	70-515	21	1100	LA							

COMMENTS

* B - Bead, P - Patch, CS - Cap Strip

** V-Vacuum, S-Spark, AP-Air Pressure, VI-Visual, I-Impact, AL-Air Lance

CHK'D BY: [signature]

SIGNATURE: [signature]

Sheet 76 of 202

NYC Department of Environmental Protection

SEAMING LOG

PROJECT NAME: Pelham Bay Landfill

PROJECT NO.: 876-HP

DATE	TIME	SEAM NUMBER	SEAM LENGTH	EQUIP. NUMBER	TECH.	TEMP AMB	TEMP SHEET	DEFICIENCIES TYPE	DEFICIENCIES NUMBER	REPAIR METHOD*	REPAIR TEST Y/N	REPAIR TEST TYPE**
8-10	10:00	54-517	215	1067	SP							
	10:00	517-518	202	1100	LA							
		518-519	18°	1162	MS							
		519-520	144	1067	SP							
		520-521	111	1100	LA							
		521-522	77'	1162	MS							
		522-523	43	1100	LA							
	1:10	516-524	273'	1100	LA							
	1:25	524-525	278'	1162	MS							
	1:40	516-521	33'	1320	FC							
		516-520	33	1320	FC							
		516-519	33'	1067	SP							
		516-517	35	1067	SP							
		516-518	33'	1067	SP							
		516-522	35'	1320	FC							
		516-523	34'	1320	FC							
		525-526	270'	1067	SP							
	2:40	526-527	274'	1100	LA							
		527-528	273'	1162	MS							

COMMENTS

* B - Bead, P - Patch, CS - Cap Strip

** V-Vacuum, S-Spark, AP-Air Pressure, VI-Visual, I-Impact, AL-Air Lance

CHK'D BY: [signature] SIGNATURE: [signature]

NYC Department of Environmental Protection

SEAMING LOG

PROJECT NAME Pelham Bay Landfill

PROJECT NO.: 876-HP

DATE	TIME	SEAM NUMBER	SEAM LENGTH	EQUIP. NUMBER	TECH.	TEMP AMB	TEMP SHEET	DEFICIENCIES TYPE	DEFICIENCIES NUMBER	REPAIR METHOD*	REPAIR TEST Y/N	REPAIR TEST TYPE**
8-10		528-529	273'	1320	FC							
	400	516-512	22	1067	SP							
		524-511	22	1067	SP							
		525-510	22									
		526-503	22									
		527-504	22									
		528-505	22									
	530	529-506	22									

COMMENTS:

* B - Bead, P - Patch, CS - Cap Strip

** V-Vacuum, S-Spark, AP-Air Pressure, VI-Visual, I-Impact, AL-Air Lance

CHK'D BY: [signature]

SIGNATURE: WG / PM

smm\92c4087\conform\SEAMLOG.XLS

Sheet 78 of 202

NYC Department of Environmental Protection

SEAMING LOG

PROJECT NAME: Pelham Bay Landfill

PROJECT NO.: 876-HP

DATE	TIME	SEAM		EQUIP.	TECH.	TEMP		DEFICIENCIES		REPAIR	REPAIR TEST	
		NUMBER	LENGTH	NUMBER		AMB	SHEET	TYPE	NUMBER	METHOD*	Y/N	TYPE**
8-11	8:05	529-530	269'	1100	LA							
	8:30	530-531	254'	1162	MS							
	9:50	531-532	244'	1100	LA							
	11:00	530-507	22	1162	MS							
	11:12	531-508	22	1162	MS							
	11:20	532-509	22	1162	MS							
	1:30	54-516	10	1100	LA							

COMMENTS

* B - Bead, P - Patch, CS - Cap Strip

** V-Vacuum, S-Spark, AP-Air Pressure, VI-Visual, I-Impact, AL-Air Lance

CHK'D BY: [signature] SIGNATURE: [signature]

smm\92c4087\condform\SEAMLOG.XLS

NYC Department of Environmental Protection

SEAMING LOG

PROJECT NAME: Pelham Bay Landfill

PROJECT NO.: 876-HP

DATE	TIME	SEAM NUMBER	SEAM LENGTH	EQUIP. NUMBER	TECH.	TEMP AMB	TEMP SHEET	DEFICIENCIES TYPE	DEFICIENCIES NUMBER	REPAIR METHOD*	REPAIR TEST Y/N	REPAIR TEST TYPE**
8-15	4:30	543-533	22'	1100	LA							
		544-534	22'	1100	LA							
		545-535	22'	1100	LA							
		546-536	22'	Will BE EXTRUSION WELDED TO MANhole Set up							Y	V
		547-537	22'	1320	SP							
	5:30	548-538	22'	1320	SP							

COMMENTS:

* B - Bead, P - Patch, CS - Cap Strip

** V-Vacuum, S-Spark, AP-Air Pressure, VI-Visual, I-Impact, AL-Air Lance

CHK'D BY: [signature] SIGNATURE PW

Sheet 80 of 202

NYC Department of Environmental Protection

SEAMING LOG

PROJECT NAME: Pelham Bay Landfill

PROJECT NO.: 876-HP

DATE	TIME	SEAM NUMBER	SEAM LENGTH	EQUIP. NUMBER	TECH.	TEMP AMB	TEMP SHEET	DEFICIENCIES TYPE	DEFICIENCIES NUMBER	REPAIR METHOD*	REPAIR TEST Y/N	REPAIR TEST TYPE**
8-15	8:05	532-533	263'	1162	FC							
	8:15	533-534	254'	1100	LA							
	8:30	534-535	247'	1320	SP							
	10:10	535-536	270'	1162	FC							
	10:15	536-537	257'	1100	LA							
	10:35	537-538	262'	1320	SP							
	11:30	538-539	259'	1162	FC							
	12:35	539-540	281	1100	LA							
	12:40	540-541	275	1320	SP							
	2:10	541-542	280'	1162	FC							
		509-543	199'	1067	MS 1067							
		543-544	197	1100	LA							
	3:00	544-545	201'	1320	SP							
		545-546	191'	1067	MS							
		546-547	192'	1320	SP							
		547-548	190	1067	MS							

COMMENTS

132
50

* B - Bead, P - Patch, CS - Cap Strip

** V-Vacuum, S-Spark, AP-Air Pressure, VI-Visual, I-Impact, AL-Air Lance

CHK'D BY: [signature] SIGNATURE: [signature]

smm\92c40X7\...\SEAMLOG.XLS

NYC Department of Environmental Protection

SEAMING LOG

PROJECT NAME: Pelham Bay Landfill

PROJECT NO.: 876-HP

DATE	TIME	SEAM NUMBER	SEAM LENGTH	EQUIP. NUMBER	TECH.	TEMP AMB	TEMP SHEET	DEFICIENCIES TYPE	DEFICIENCIES NUMBER	REPAIR METHOD*	REPAIR TEST Y/N	REPAIR TEST TYPE**
8-16		571-554	12'		FC							
		572-554	15'		FG							
		554-574	36'		LA							
		574-575	33'		LA							
		573-575	25'		LA							
		573-572	67'		LA							
		571-572	82'		FC							
		570-571	81'		LA							
		569-570	76'		FG							
		568B-569	72'		FC							
		568B-568A	72'		LA							
		568A-552	8' EXT									
		568B-552	10' EX									
		568A-567	45'		LA							

COMMENTS: 634

* B - Bead, P - Patch, CS - Cap Strip

** V-Vacuum, S-Spark, AP-Air Pressure, VI-Visual, I-Impact, AL-Air Lance

CHK'D BY: [signature] SIGNATURE: [signature]

NYC Department of Environmental Protection

SEAMING LOG

PROJECT NAME: Pelham Bay Landfill

PROJECT NO.: 876-HP

DATE	TIME	SEAM NUMBER	SEAM LENGTH	EQUIP. NUMBER	TECH.	TEMP AMB	TEMP SHEET	DEFICIENCIES TYPE	DEFICIENCIES NUMBER	REPAIR METHOD*	REPAIR TEST Y/N	REPAIR TEST TYPE**
8-16		501-549	17'		LA							
		549-500	54		LA							
		549-550	51'		LA							
		550-501	31'		FC							
		550-502	17'		FC							
		550-551	67'		FC							
		551-502	134'		SP							
		551-552	161		SP							
		568B-552	20'		FC							
		568-553	19'		FC							
		552-553	121'		FC							
		553-554	73'		SP							
		570-553	22'		FC							
		571-553	9'		FC							
			776									

COMMENTS

* B - Bead, P - Patch, CS - Cap Strip

** V-Vacuum, S-Spark, AP-Air Pressure, VI-Visual, I-Impact, AL-Air Lance

CHK'D BY: [signature] SIGNATURE: RM

NYC Department of Environmental Protection

SEAMING LOG

PROJECT NAME. Pelham Bay Landfill

PROJECT NO.: 876-HP

DATE	TIME	SEAM		EQUIP.	TECH.	TEMP		DEFICIENCIES		REPAIR	REPAIR TEST	
		NUMBER	LENGTH	NUMBER		AMB	SHEET	TYPE	NUMBER	METHOD*	Y/N	TYPE**
8-16		566-567	71'		FC							
		566-565	81		LA							
		565-564	110		SP							
		563-564	114'		LA							
		562-563	132		SP							
		561-562	114		FC							
		560-561	106'		FC							
		559-560	108		SP							
		558-559	43'		FC							
		556-557	38'		LA							
		555-556	57'		LA							
		555-479	57'		LA							
		556-560	22'		SP							
		561-555	26'		SP							

COMMENTS

* B - Bead, P - Patch, CS - Cap Strip

** V-Vacuum, S-Spark, AP-Air Pressure, VI-Visual, I-Impact, AL-Air Lance

CHK'D BY: [signature] SIGNATURE: PM

NYC Department of Environmental Protection

SEAMING LOG

PROJECT NAME. Pelham Bay Landfill

PROJECT NO.: 876-BP

DATE	TIME	SEAM		EQUIP.	TECH.	TEMP		DEFICIENCIES		REPAIR	REPAIR TEST	
		NUMBER	LENGTH	NUMBER		AMB	SHEET	TYPE	NUMBER	METHOD*	Y/N	TYPE**
8-16		562-479	13'		SP							
		562-480	13' EXT									
		563-480	10'		SP							
		563-499	22'		SP							
		564-500	21'		SP							
		565-549	20'		SP							
		565-550	14'		SP							
		566-585	15'		SP							
		566-551	7' EXT		VS							
		567-551	15' EXT		VS							

COMMENTS

* B - Bead, P - Patch, CS - Cap Strip

** V-Vacuum, S-Spark, AP-Air Pressure, VI-Visual, I-Impact, AL-Air Lance

CHKD BY: [signature]

SIGNATURE: [signature]

NYC Department of Environmental Protection

SEAMING LOG

PROJECT NAME Pelham Bay Landfill

PROJECT NO.: 876-HP

DATE	TIME	SEAM NUMBER	SEAM LENGTH	EQUIP. NUMBER	TECH.	TEMP AMB	TEMP SHEET	DEFICIENCIES TYPE	DEFICIENCIES NUMBER	REPAIR METHOD*	REPAIR TEST Y/N	REPAIR TEST TYPE**
8/17/95	12:55	538/563	22'	1067	SP	90°	90°					
	1:05	539/562	22'									
	1:15	540/561	22'									
	1:25	541/560	22'									
	1:35	542/559	22'									
	2:15	530/569	5' E	278	YS							
	2:30	531/568B	4' E									
	2:45	532/568A	4' E									
	2:30	567/SP MH	8', 8', 6'	1067	SP							

COMMENTS:

* B - Bead, P - Patch, CS - Cap Strip

** V-Vacuum, S-Spark, AP-Air Pressure, VI-Visual, I-Impact, AL-Air Lance

CHK'D BY: [signature] SIGNATURE: [signature]

smm\92c4087\consform\SEAMLOG.XLS

NYC Department of Environmental Protection

SEAMING LOG

PROJECT NAME: Pelham Bay Landfill

PROJECT NO.: 876-HP

DATE	TIME	SEAM NUMBER	SEAM LENGTH	EQUIP. NUMBER	TECH.	TEMP AMB	TEMP SHEET	DEFICIENCIES TYPE	DEFICIENCIES NUMBER	REPAIR METHOD*	REPAIR TEST Y/N	REPAIR TEST TYPE**
8-17	9:00	526/573	6'	1067	SP	90°	90°					
	9:10	527/573	15'									
	9:50	527/572	7'									
	10:00	528/572	16'									
	10:10	528/571	6'									
	10:20	529/571	16'									
	10:30	529/570	6'									
	10:40	530/570	16'									
	10:50	531/569	18'									
	11:00	532/568B	18'									
	11:10	533/568A	19'									
	11:20	535/566	22'									
	11:30	536/565	22'									
	11:40	537/564	22'									

COMMENTS

* B - Bead, P - Patch, CS - Cap Strip

** V-Vacuum, S-Spark, AP-Air Pressure, VI-Visual, I-Impact, AL-Air Lance

CHK'D BY: [signature]

SIGNATURE: [signature]

NYC Department of Environmental Protection

SEAMING LOG

PROJECT NAME: Pelham Bay Landfill

PROJECT NO.: 876-BP

DATE	TIME	SEAM		EQUIP.	TECH.	TEMP		DEFICIENCIES		REPAIR	REPAIR TEST	
		NUMBER	LENGTH	NUMBER		AMB	SHEET	TYPE	NUMBER	METHOD*	Y/N	TYPE**
8-18	1026	541/577	235'	1162	F.C.	80°						
	1040	542/576	38'	1067	S.P.							
	1055	577/576	40'	1067	S.P.							
	1055	577/578	195'	1100	L.A.							
	1100	576/578	40'	1067	S.P.							
	1115	578/579	139'	1067	S.P.							
	1245	578/579	17' *	1067	S.P.							
	1230	579/580	111'	1162	F.C.							
	1230	580/581	68'	1100	L.A.							
	120	581/582	19'	1100	LA							
	130	576/580	38'	1067	SP							
	125	576/579	37'	1067	SP							
	145	576/581	39'	1067	SP							
	155	576/582	15'	1067	SP							

COMMENTS * Bottom section 1039

* B - Bead, P - Patch, CS - Cap Strip

** V-Vacuum, S-Spark, AP-Air Pressure, VI-Visual, I-Impact, AL-Air Lance

CHK'D BY [signature]

SIGNATURE: Daniel O'Connor

Sheet 88 of 202

NYC Department of Environmental Protection

SEAMING LOG

PROJECT NAME: Pelham Bay Landfill

PROJECT NO.: 876-HP

D.O.C

DATE	TIME	SEAM		EQUIP.	TECH.	TEMP		DEFICIENCIES		REPAIR	REPAIR TEST	
		NUMBER	LENGTH	NUMBER		AMB	SHEET	TYPE	NUMBER	METHOD*	Y/N	TYPE**
8/18/95	PM	577/558	22'	1100	L.S.	95						

COMMENTS

* B - Bead, P - Patch, CS - Cap Strip

** V-Vacuum, S-Spark, AP-Air Pressure, VI-Visual, I-Impact, AL-Air Lance

CHK'D BY: [signature] SIGNATURE: See left side

NYC Department of Environmental Protection

SEAMING LOG

PROJECT NAME: Pelham Bay Landfill

PROJECT NO.: 876-HP

DATE	TIME	SEAM NUMBER	SEAM LENGTH	EQUIP. NUMBER	TECH.	TEMP AMB	TEMP SHEET	DEFICIENCIES TYPE	DEFICIENCIES NUMBER	REPAIR METHOD*	REPAIR TEST Y/N	REPAIR TEST TYPE**
8-22	8:20	548-584	182'	1067	KP							
	8:30	583-584	49'	1100	LA							
	8:	584-585	132'	1100	LA							
	9:15	585-586	86'	1067	KP							
	10:20	586-587	36'	1100	LA							
	10:10	583-585	46'	1162	FC							
	10:52	583-588	180'	1162	FC							
	10:40	583-586	46'	1067	KP							
	10:40	583-587	30'	1100	LA							
	11:10	588-589	190'	1067	KP							
	1:00	584-539	22	1067	KP							
	↓	585-540	22	1067	KP							
	↓	586-541	22	1067	KP							
	2:00	587-542	14'	1062	KP							

COMMENTS:

* B - Bead, P - Patch, CS - Cap Strip

** V-Vacuum, S-Spark, AP-Air Pressure, VI-Visual, I-Impact, AL-Air Lance

CHK'D BY: [signature]

SIGNATURE: P Mahu

15,590

Sheet 92 of 202

NYC Department of Environmental Protection

SEAMING LOG

PROJECT NAME: Pelham Bay Landfill

PROJECT NO.: 876-HP

DATE	TIME	SEAM NUMBER	SEAM LENGTH	EQUIP. NUMBER	TECH.	TEMP AMB	TEMP SHEET	DEFICIENCIES TYPE	DEFICIENCIES NUMBER	REPAIR METHOD*	REPAIR TEST Y/N	REPAIR TEST TYPE**
8-23	2:20	473-473A	56'	1100	EA							
	2:45	590-591	186	1100	LA							
	2:47	473A-590	53'	1100	LA							
	3:10	590-473	116'	1062	FC							
	4:15	591-592	186	1067	VS							
	4:35	592-593	190	1100	LA							
			782									

COMMENTS:

* B - Bead, P Patch, CS - Cap Strip

** V-Vacuum S-Spark, AP-Air Pressure, VI-Visual, I-Impact, AL-Air Lance

CHK'D BY: [signature] SIGNATURE: [signature]

mm\92c4087\conform\SEAMLOG.XLS

SAM See

Sheet 91 of 202

NYC Department of Environmental Protection

SEAMING LOG

PROJECT NAME: Pelham Bay Landfill

PROJECT NO.: 876-HP

DATE	TIME	SEAM NUMBER	SEAM LENGTH	EQUIP. NUMBER	TECH.	TEMP AMB	TEMP SHEET	DEFICIENCIES TYPE	DEFICIENCIES NUMBER	REPAIR METHOD*	REPAIR TEST Y/N	REPAIR TEST TYPE**
8-24	8:10	593-594	180	1067	VS							
	8:35	594-595	181	1100	LA							
	8:50	595-596	171'	1162	FC							
	10:00	596-597	176'	1067	VS							
	11:00	597-598	166'	1162	FC							
	12:45	598-599	163'	1067	VS							
	12:40	599-600	163'	1162	FC							
	1:15	600-601	157	1100	LA							
	1:50	601-602	150	1162	FC							
	2:00	602-603	149	1067	VS							
			16.56									

COMMENTS

* B - Bead, P - Patch, CS - Cap Strip

** V-Vacuum, S-Spark, AP-Air Pressure, VI-Visual, I-Impact, AL-Air Lance

CHK'D BY: [signature] SIGNATURE: [signature]

mm\92c4\97\constform\SEAMLOG.XLS

NYC Department of Environmental Protection

SEAMING LOG

PROJECT NAME Pelham Bay Landfill

PROJECT NO.: 876-HP

DATE	TIME	SEAM NUMBER	SEAM LENGTH	EQUIP. NUMBER	TECH.	TEMP AMB	TEMP SHEET	DEFICIENCIES TYPE	DEFICIENCIES NUMBER	REPAIR METHOD*	REPAIR TEST Y/N	REPAIR TEST TYPE**
8-25	7:30	603-604	150'	1100	LA							
	8:00	604-605	144'	1162	VS							
	8:35	605-606	144'	1067	SP							
	10:00	606-607	137'	1100	LA							
	10:10	607-608	135'	1162	VS							
	10:35	608-609	144'	1067	SP							
	11:00	609-610	138'	1100	LA							
		610-611	59	1067	SP							
		611-612	62'	1100	LA							
		610-612	72	1162	VS							
		612-613	135'	1100	LA							
	2:00	613-614	137'	1067	SP							
	2:15	614-615	137'	1162	VS							
			1614									

COMMENTS

607 | 609 | 610 | 612 | 613 | 614

* B - Bead, P - Patch, CS - Cap Strip

** V-Vacuum, S-Spark, AP-Air Pressure, VI-Visual, I-Impact, AL-Air Lance

CHK'D BY: [signature] SIGNATURE: [signature]

NYC Department of Environmental Protection

SEAMING LOG

PROJECT NAME: Pelham Bay Landfill

PROJECT NO.: 876-HP

DATE	TIME	SEAM NUMBER	SEAM LENGTH	EQUIP. NUMBER	TECH.	TEMP AMB	TEMP SHEET	DEFICIENCIES TYPE	DEFICIENCIES NUMBER	REPAIR METHOD*	REPAIR TEST Y/N	REPAIR TEST TYPE**
8-30	8:40	475-616	183'	1100	LA							
c-upper	8:25	616-617	71'	1162	MS							
	9:30	617-618	68'	1162	MS							
	9:45	616-618	100'	1162	MS							
	1045	618-619	~~[illegible]~~ 214'	1100	LA							
	10:55	619-620	208'	1162	MS							
	9:40	475-618	44'	1100	LA							
	9:35	*616-472	18' ~~20~~'	1067	SP							
	9:45	*617-590	22'	1067	SP							
	9:55	618-591	22'	1067	SP							
	11:30	620-621	208'	1067	SP							
	1250	621-622	210'	1100	LA							
	1:00	622-623	205'	1162	MS							
	1:00	*619-592	22'	1194	VS							

1595

COMMENTS

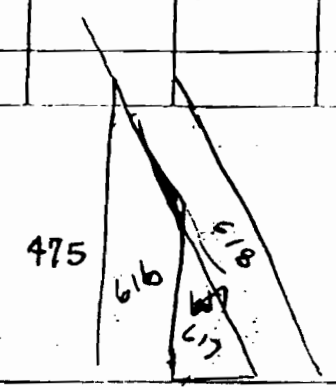

* B - Bead, P - Patch, CS - Cap Strip

** V-Vacuum, S-Spark, AP-Air Pressure, VI-Visual, I-Impact, AL-Air Lance

CHK'D BY: [signature]

SIGNATURE: [signature]

NYC Department of Environmental Protection

SEAMING LOG

PROJECT NAME: Pelham Bay Landfill

PROJECT NO.: 876-HP

DATE	TIME	SEAM NUMBER	SEAM LENGTH	EQUIP. NUMBER	TECH.	TEMP AMB	TEMP SHEET	DEFICIENCIES TYPE	DEFICIENCIES NUMBER	REPAIR METHOD*	REPAIR TEST Y/N	REPAIR TEST TYPE**
B-30		623-624	212'	1067	SP							
	1:55	624-625	203'	1100	LA							
	2:15	625-626	216'	1162	MS							
		626-627	223'	1067	SP							
		627-628	236'	1100	LA							
		628-629	229'	1162	MS							
		629-630	240	1067	SP							
		630-631	258'	1100	LA							
		631-632	272'	1162	MS							
		632-633	291'	1100 / 1067	LA TOP 25' / SP BOT 266'							
		633-634	310'	1162 / 1100	MS TOP 130' / LA BOT 180'							
			4,285									

COMMENTS

* B - Bead, P - Patch, CS - Cap Strip

** V-Vacuum, S-Spark, AP-Air Pressure, VI Visual, I-Impact, AL-Air Lance

CHK'D BY: [signature]

SIGNATURE: [signature]

NYC Department of Environmental Protection

SEAMING LOG

PROJECT NAME: Pelham Bay Landfill

PROJECT NO.: 876-HP

DATE	TIME	SEAM NUMBER	SEAM LENGTH	EQUIP. NUMBER	TECH	TEMP AMB	TEMP SHEET	DEFICIENCIES TYPE	DEFICIENCIES NUMBER	REPAIR METHOD*	REPAIR TEST Y/N	REPAIR TEST TYPE**
8-31	840	634-607	22'	1067	KP							
	8:50	633-606	22'	1067	KP							
	9:00	632-605	*22' x 2	1067	KP	CS	w/ 2	Fusion	WELDS	CS	Y	V
	8:30	620-593	22'	1162	MS							
		621-594	22'	1162	MS							
		622-595	22'	1162	MS							
	9:00	623-596	22	1162	MS							
	9:15	631-604	22'	1067	KP							
	10:30	635-636	205'	1100	LA							
	10:30	636-637	165'	1162	MS							
		634-635	39'	1067	KP							
		634-636	38'	1067	KP							
	11:30	634-639	39'	1162	MS							
		634-637	40'	1067	KP							

COMMENTS

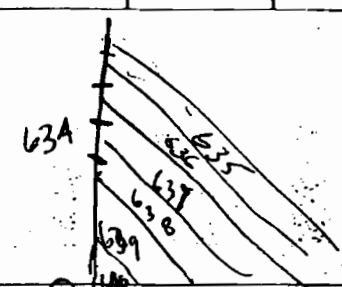

* B - Bead, P - Patch, CS - Cap Strip

** V-Vacuum, S-Spark, AP-Air Pressure, VI-Visual, I-Impact, AL-Air Lance

CHK'D BY: [signature]

SIGNATURE: [signature]

mm\92c40x7\conform\SEAMLOG.XLS

NYC Department of Environmental Protection

SEAMING LOG

PROJECT NAME: Pelham Bay Landfill

PROJECT NO.: 876-HP

DATE	TIME	SEAM NUMBER	SEAM LENGTH	EQUIP. NUMBER	TECH	TEMP AMB	TEMP SHEET	DEFICIENCIES TYPE	DEFICIENCIES NUMBER	REPAIR METHOD*	REPAIR TEST Y/N	REPAIR TEST TYPE**
8-31	1:15	634-639	38'	1067	KP							
	12:30	638-639	83'	1100	LA							
	12:40	637-638	126'	1162	MS							
	1:15	639-640	40	1100	EA							
	1:30	634-640	35	1067	KP							
	2:30	76 641	164	1067	KP							
	2:40	641-642	169	1162	MS							
	2:50	642-643	162	1100	LA							
	3:25	643-644	160	1162	MS							
		644-645	61	1100	LA							
		646-647	137	1100	LA							
		647-648	123'	1162	MS							
		648-649	131	1067	KP							

front

COMMENTS

17 650 649 648 647 646 651 B 652 644 643 642 641 76

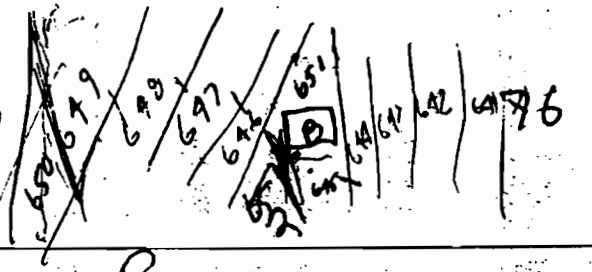

* B - Bead, P - Patch, CS - Cap Strip

** V-Vacuum, S-Spark, AP-Air Pressure, VI-Visual, I-Impact, AL-Air Lance

CHK'D BY: [signature]

SIGNATURE: [signature]

NYC Department of Environmental Protection

SEAMING LOG

PROJECT NAME: Pelham Bay Landfill

PROJECT NO.: 876-HP

DATE	TIME	SEAM NUMBER	SEAM LENGTH	EQUIP. NUMBER	TECH	TEMP AMB	TEMP SHEET	DEFICIENCIES TYPE	DEFICIENCIES NUMBER	REPAIR METHOD*	REPAIR TEST Y/N	REPAIR TEST TYPE**
8-31		649-650	117	1067	KP							
		650-17	106	1067	KP							
		646-651	66	1100	LA							
		644-651	67	1100	LA							
PM. FRONT		645-646	16'	1162	MS							
		645-652	36'	1162	MS							
		646-652	36'	1162	MS							
	CROSS SEAMS	641-389	22	1100	LA							
		642-393	22	1100	LA							
		643-392	22	1100	LA							
		644-391	22	1100	LA							
		646-390	22	1100	LA							
		647-389	22	1100	LA							
		648-387	22	1100	LA							
		649-386	22	1100	LA							

COMMENTS

* B - Bead, P - Patch, CS - Cap Strip

** V-Vacuum, S-Spark, AP-Air Pressure, VI-Visual, I-Impact, AL-Air Lance

CHK'D BY: [signature] SIGNATURE: RM

NYC Department of Environmental Protection

SEAMING LOG

PROJECT NAME: Pelham Bay Landfill

PROJECT NO.: 876-HP

DATE	TIME	SEAM NUMBER	SEAM LENGTH	EQUIP. NUMBER	TECH.	TEMP AMB	TEMP SHEET	DEFICIENCIES TYPE	DEFICIENCIES NUMBER	REPAIR METHOD*	REPAIR TEST Y/N	REPAIR TEST TYPE**
9-1		630-603	22'	1067	KP	80						
		629-602	22	1067	KP							
		628-601	22	1067	KP							
		627-600	22	1067	KP							
		626-599	22	1067	KP							
		625-598	22	1067	KP							
		624-59	22	1067	KP							
		640-608	22	1067	KP							
		639-609	22	1067	KP							
		638-612	22	1067	KP							
		637-613	22	1067	KP							
		636-614	22	1067	KP							
		635-615	22	1067	KP							

COMMENTS

* B - Bead, P - Patch, CS - Cap Strip

** V-Vacuum, S-Spark, AP-Air Pressure, VI-Visual, I-Impact, AL-Air Lance

CHK'D BY: [signature] SIGNATURE: [signature]

NYC Department of Environmental Protection

SEAMING LOG

PROJECT NAME: Pelham Bay Landfill

PROJECT NO.: 876-HP

DATE	TIME	SEAM NUMBER	SEAM LENGTH	EQUIP. NUMBER	TECH	TEMP AMB	TEMP SHEET	DEFICIENCIES TYPE	DEFICIENCIES NUMBER	REPAIR METHOD*	REPAIR TEST Y/N	REPAIR TEST TYPE**
9/7/95	8:10	589-653	170'	1067	SP	670						
	8:15	653-654	174'	1194	LA							
	8:15	654-655	160'	1162	MS							
	9:35	655-656	165'	1067	SP							
	9:50	656-657	156'	1162	MS							
	11:00	657-658	153'	1162	MS							
	11:05	658-659	136'	1067	SP							
	12:55	659-660	143'	1194	LA							
	12:50	660-661	139'	1162	MS							
	12:55	661-662	137'	1067	SP							
	1:45	662-663	132'	1162	MS							
	1:40	663-664	131'	1067	SP							
	1:45	664-665	129'	1194	LA							
	2:15	665-666	129'	1164	MS							
COMMENTS	2:30	666-667	125'	1194	LA							
			179									

* B - Bead, P - Patch, CS - Cap Strip

** V-Vacuum, S-Spark, AP-Air Pressure, VI-Visual, I-Impact, AL-Air Lance

CHK'D BY: [signature] SIGNATURE: [signature]

Sheet 100 of 202

NYC Department of Environmental Protection

SEAMING LOG

PROJECT NAME Pelham Bay Landfill

PROJECT NO.: 876-HP

DATE	TIME	SEAM NUMBER	SEAM LENGTH	EQUIP. NUMBER	TECH.	TEMP AMB	TEMP SHEET	DEFICIENCIES TYPE	DEFICIENCIES NUMBER	REPAIR METHOD*	REPAIR TEST Y/N	REPAIR TEST TYPE**
9-8	8:00	576-668	241'	1067	SP							
	8:15	668-669	241'	1194	LA							
	8:10	x 583-668	22'	1162	MS							
	8:30	x 588-669	22'	1162	MS							
	8:42	x 589-670	22'	1162	MS							
	10:15	669-670	231'	1162	MS							
	10:50	670-671	232'	1067	SP							
	11:30	x 653-671	22	1162	MS							
	11:15	671-672	224	1194	LA							
	12:40	x 654-672	22	1162	MS							

Front upper B to lower B

COMMENTS

* B - Bead, P - Patch, CS - Cap Strip

** V-Vacuum, S-Spark, AP-Air Pressure, VI-Visual, I-Impact, AL-Air Lance

CHK'D BY: [signature] SIGNATURE: [signature]

mm\92c4087\conform\SEAMLOG.XLS

NYC Department of Environmental Protection

SEAMING LOG

PROJECT NAME: Pelham Bay Landfill

PROJECT NO.: 876-HP

DATE	TIME	SEAM NUMBER	SEAM LENGTH	EQUIP. NUMBER	TECH.	TEMP AMB	TEMP SHEET	DEFICIENCIES TYPE	DEFICIENCIES NUMBER	REPAIR METHOD*	REPAIR TEST Y/N	REPAIR TEST TYPE**
9-11	8:10	672-673	224'	1067	SP 2							
	~~8:20~~	~~673-675~~		~~[illegible]~~	~~LAMS~~							
	8:20	673-674	221'	1194	LA 1							
	8:45	674-675	217'	1162	MS 1							
	9:10	675-676	213'	1067	SP							
		676-677	207'	1194	LA							
		677-678	199'	1162	MS							
		678-679	195	1067	SP							
	11:20	679-680	188'	1194	LA							
	12:35	680-681	182	1162	MS							
		681-682	181'	1067	SP							
	1:25	682-683	174'	1194	LA							
	1:40	683-684	168'	1162	MS							
	2:05	684-685	164'	1067	SP ✓							

2:33

COMMENTS

* B - Bead, P - Patch, CS - Cap Strip

** V-Vacuum, S-Spark, AP-Air Pressure, VI-Visual, I-Impact, AL-Air Lance

CHK'D BY: [signature] SIGNATURE: [signature]

6

mm\92c4087\conform\SEAMLOG.XLS

NYC Department of Environmental Protection

SEAMING LOG

PROJECT NAME: Pelham Bay Landfill

PROJECT NO.: 876-HP

DATE	TIME	SEAM NUMBER	SEAM LENGTH	EQUIP. NUMBER	TECH.	TEMP AMB	TEMP SHEET	DEFICIENCIES TYPE	DEFICIENCIES NUMBER	REPAIR METHOD*	REPAIR TEST Y/N	REPAIR TEST TYPE**	AT 9-12
9-11	2:40	673-655	22'	1194	LA								8:27
	2:50	674-656	22'	1194	LA								8:10
	3:00	675-657	22	1194	LA								8:20
	3:15	676-658	22	1194	LA								8:13
	3:25	677-659	22	1194	LA								8:42
	3:40	678-660	22	1194	LA								8:42
	3:50	679-661	22	1194	LA								8:48
	3:00	680-662	22	1162	MS								8:48
	3:70	681-663	22	1162	MS								8:57
	3:15	682-664	22	1162	MS								9:11
	3:25	683-665	22	1162	MS								9:10
	3:50	684-666	22	1162	MS								7:10
	4:00	685-667	22'	1162	MS								9:14

COMMENTS:

* B - Bead, P - Patch, CS - Cap Strip

** V-Vacuum, S-Spark, AP-Air Pressure, VI-Visual, I-Impact, AL-Air Lance

CHK'D BY: [signature] SIGNATURE: PM

Sheet 103 of 202

NYC Department of Environmental Protection

SEAMING LOG

PROJECT NAME: Pelham Bay Landfill

PROJECT NO.: 876-HP

DATE	TIME	SEAM		EQUIP.	TECH.	TEMP		DEFICIENCIES		REPAIR	REPAIR TEST	
		NUMBER	LENGTH	NUMBER		AMB	SHEET	TYPE	NUMBER	METHOD*	Y/N	TYPE**
9/12/95	8:20	686/687	145'	1067	BP	75°	75°	misalignment	1	B	Y	V
	8:30	687/688	146'	1194	VS							
	8:40	688/689	148'	1162	MS							
	10:00	689-690	157	1067	SP							
	10:10	690-691	155	1194	VS							
	10:20	691-692	162'	1162	MS							
	10:55	692-693	160'	1162	MS							
	10:55	693-694	167'	1067	SP							
		694-695	159'	1194	VS							
		695-696	158'	1162	MS							
		696-697	46'	1194	VS							
		696-698	53'	1194	VS							
		696-699	48'	1194	VS							
		696-700										

COMMENTS:

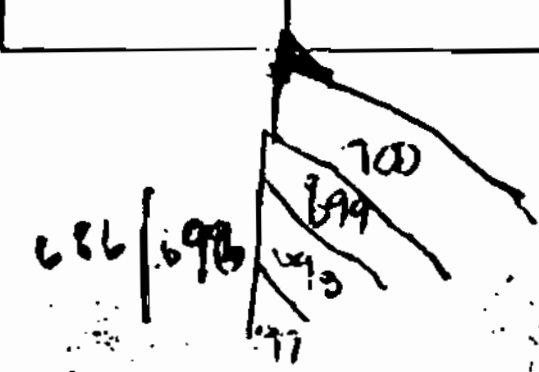

* B - Bead, P - Patch, CS - Cap Strip

** V-Vacuum, S-Spark, AP-Air Pressure, VI-Visual, I-Impact, AL-Air Lance

CHK'D BY: [signature]

SIGNATURE: [signature]

smm92c40x7consform\SEAMLOG.XLS

NYC Department of Environmental Protection

SEAMING LOG

PROJECT NAME: Pelham Bay Landfill

PROJECT NO.: 876-HP

DATE	TIME	SEAM		EQUIP.	TECH.	TEMP		DEFICIENCIES		REPAIR	REPAIR TEST	
		NUMBER	LENGTH	NUMBER		AMB	SHEET	TYPE	NUMBER	METHOD*	Y/N	TYPE**
9-12		697-698	38'	1194	VS							
		698-699	87'	1162	MS							
		699-700	133'	1067	SP							
	2:00	700-701	131'	1067	SP							
	2:00	701-702	139'	1162	MS							
	2:40	702-703	130'	1067	SP							
	2:50	703-704	118'	1162	MS							
			776									

COMMENTS:

* B - Bead, P - Patch, CS - Cap Strip

** V-Vacuum, S-Spark, AP-Air Pressure, VI-Visual, I-Impact, AL-Air Lance

CHK'D BY: [signature]

SIGNATURE: [signature]

NYC Department of Environmental Protection

SEAMING LOG

PROJECT NAME: Pelham Bay Landfill

PROJECT NO.: 876-HP

DATE	TIME	SEAM NUMBER	SEAM LENGTH	EQUIP. NUMBER	TECH.	TEMP AMB	TEMP SHEET	DEFICIENCIES TYPE	DEFICIENCIES NUMBER	REPAIR METHOD*	REPAIR TEST Y/N	REPAIR TEST TYPE**
9/13/95	7:50	704/705	112'	1067	SP	60°	60°					
	7:55	705/706	112'	1100	VS							
	8:20	507/706	22'	1067	SP							
	7:15	509/704	22'	1100	VS							
	7:20	43/703	22'	1100	VS							
	7:30	[illegible]/702	22'	1100	VS							
	7:10	[illegible]	22'	1162	MS							
	7:15	54/693	22'	1162	MS							
V	7:20	[illegible]	22'	1162	MS	V	V					

COMMENTS

* B - Bead, P - Patch, CS - Cap Strip

** V-Vacuum, S-Spark, AP-Air Pressure, VI-Visual, I-Impact, AL-Air Lance

CHK'D BY: [signature] SIGNATURE: [signature]

NYC Department of Environmental Protection — **SEAMING LOG**

PROJECT NAME: Pelham Bay Landfill — PROJECT NO.: 876-HP

DATE	TIME	SEAM NUMBER	SEAM LENGTH	EQUIP. NUMBER	TECH.	TEMP AMB	TEMP SHEET	DEFICIENCIES TYPE	DEFICIENCIES NUMBER	REPAIR METHOD*	REPAIR TEST Y/N	REPAIR TEST TYPE**
9/14	8:00	508/705	22'	1067	SP	60	50					
	8:20	545/701	15'	1067	SP			NO OVERLAP LAST 7'		P	Y	V
	8:35	546/700	22'	1067	SP							
	8:50	547/699	22'	1067	SP							
	1:30	548/698	22'	278 E	YS							
	9:00	583/677	19	1067	SP							
	9:10	588/696	22'	1067	SP							
	10:10	589/695	22'	1067	SP							
	8:00	656/671	22'	1162	MS					CS	Y	V
	8:20	657/670	22'	1162	MS	FAILED			CAP STRIP	CS	Y	V
	8:35	658/689	22'	1162	MS					CS	Y	V
	9:00	659/688	22'	1162	MS	TRIAL				CS	Y	V
	9:10	660/687	22'	1162	MS	SEAM			ACC	CS	Y	V
	10:10	661/686	22'	1162	MS					CS	Y	V

TRIAL DS

COMMENTS:

* B - Bead, P - Patch, CS - Cap Strip

** V-Vacuum, S-Spark, AP-Air Pressure, VI-Visual, I-Impact, AL-Air Lance

CHK'D BY: [signature] SIGNATURE: [signature]

NYC Department of Environmental Protection

SEAMING LOG

PROJECT NAME Pelham Bay Landfill

PROJECT NO.: 876-HP

DATE	TIME	SEAM NUMBER	SEAM LENGTH	EQUIP. NUMBER	TECH.	TEMP AMB	TEMP SHEET	DEFICIENCIES TYPE	DEFICIENCIES NUMBER	REPAIR METHOD*	REPAIR TEST Y/N	REPAIR TEST TYPE**
9/15/95	9:00	707/703	84'	1100	VS	65°						
	9:13	710/615	38'	1067	SP			MISALIGNM'T	1	B	Y	V
	10:15	708/710	50'	1067	SP							
	10:15	708/615	40'	1100	VS							
	11:00	707/615	42'	1067	SP							
	10:45	707/711	122'	1100	VS			BURNOUT	2	B	Y	V
	11:00	711/712	121'	1162	MS							
	11:15	712/713	103'	1100	VS			JUST CHK' BURNOUT	? 1	OK B	Y	V
	11:30	713/714	107'	1162	MS				?		OK	
	12:45	714/715	97'	1067	SP			BURNOUT	1	B	Y	V
	1:15	715/716	97'	1100	VS			BURNOUT MISALIGN	1	B B	Y Y	V V
	1:30	716/717	94'	1162	MS							
	2:00	717/718	83'	1067	SP			BURNOUT	1	B	Y	V
↓	2:15	718/719	84'	1162	MS				?		OK	

COMMENTS 1162

* B - Bead, P - Patch, CS - Cap Strip

** V-Vacuum S-Spark, AP-Air Pressure, VI-Visual I-Impact, AL-Air Lance

CHKD BY: [signature]

SIGNATURE: [signature]

216

Sheet 108 of 202

NYC Department of Environmental Protection **SEAMING LOG**

PROJECT NAME: Pelham Bay Landfill PROJECT NO.: 876-HP

DATE	TIME	SEAM NUMBER	SEAM LENGTH	EQUIP. NUMBER	TECH.	TEMP AMB	TEMP SHEET	DEFICIENCIES TYPE	DEFICIENCIES NUMBER	REPAIR METHOD*	REPAIR TEST Y/N	REPAIR TEST TYPE**
9-19	10:30	635-720	235	1162	MS	60						
	10:45	720-721	268'	1067	SP							
	11:40	720-634	37'	1162	MS							
	12:55	721-722	298 ~~26~~	1162	MS							
	~~1:13~~	~~720~~ 721										
	1:15	721-634	37	1067	SP							
	1:35	722-724	287	1100	KP							
	2:05	722-634	16'	1067	SP							
	1:55	722-723	27	1067	SP							
	2:10	634-723	12'	1067	SP							
	2:30	724-723	47'	1067	SP							
	2:30	724-725	240'	1162	MS							
	2:55	725-726	192'	1067	SP							
	3:15	723-725	47'	1100	KP							

COMMENTS

3:50	726-727	146	1162	MS
4:05	727-728	100'	1067	SP
4:06	723-726	47'	1100	KP
4:25	723-727	47'	1100	KP
4:35	728-729	46	1067	SP
4:45	723-728	47'	1100	KP
5:00	719-730	77'	1162	MS
	729-723	47'	1100	KP
	730-723	75'	1162	MS

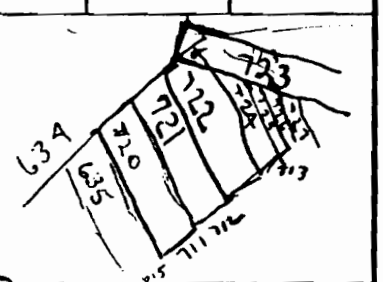

Vince 2:00 PM

* B - Bead, P - Patch, CS - Cap Strip

** V-Vacuum, S-Spark, AP-Air Pressure, VI-Visual, I-Impact, AL-Air Lance

CHK'D BY: [signature] SIGNATURE: [signature]

smm\92c4087\consform\SEAMLOG.XLS

NYC Department of Environmental Protection

SEAMING LOG

PROJECT NAME: Pelham Bay Landfill

PROJECT NO.: 876-HP

DATE	TIME	SEAM		EQUIP.	TECH.	TEMP		DEFICIENCIES		REPAIR	REPAIR TEST	
		NUMBER	LENGTH	NUMBER		AMB	SHEET	TYPE	NUMBER	METHOD*	Y/N	TYPE**
4-20		706-731	109	1067	SP							
		731-732	107	1162	MS							
		732-733	95	1067	SP							
		733-734	85	1162	MS							
		734-735	76	1067	SP							
		735-736	52	1162	MS							
		736-737	25	1067	SP							
	x	737-67	18	1067	SP							
	x	736-68	18	1067	SP							
	x	736-67	11									
	x	734-70	22	1162	MS							
		S1-S2	192	1067	SP							
		S2-S3	181	1162	MS							
		S3-S4	177	1067	SP							
		S4-S5	176	1162	MS							

COMMENTS: 1337

* B - Bead, P - Patch, CS - Cap Strip

** V-Vacuum, S-Spark, AP-Air Pressure, VI-Visual, I-Impact, AL-Air Lance

CHK'D BY: [signature]

SIGNATURE: [signature]

NYC Department of Environmental Protection

SEAMING LOG

PROJECT NAME: Pelham Bay Landfill

PROJECT NO.: 876-HP

DATE	TIME	SEAM		EQUIP.	TECH.	TEMP		DEFICIENCIES		REPAIR	REPAIR TEST	
		NUMBER	LENGTH	NUMBER		AMB	SHEET	TYPE	NUMBER	METHOD*	Y/N	TYPE**
9-20		720-711	22		KP							
		721-712	22		KP							
		722-713	22		KP							
		[illegible]										
	10:40	724-714	22+2 NARROW CS		KP							
	11:00	725-715	22		KP							
	11:12	726-716	22		KP							
	11:25	727-717	22		KP							
	12:40	728-718	22		KP							
			198									

COMMENTS:

* B - Bead, P - Patch, CS - Cap Strip

** V-Vacuum, S-Spark, AP-Air Pressure, VI-Visual, I-Impact, AL-Air Lance

CHK'D BY: [signature]

SIGNATURE: [signature]

NYC Department of Environmental Protection

SEAMING LOG

PROJECT NAME: Pelham Bay Landfill

PROJECT NO.: 876-HP

DATE	TIME	SEAM		EQUIP.	TECH.	TEMP		DEFICIENCIES		REPAIR	REPAIR TEST	
		NUMBER	LENGTH	NUMBER		AMB	SHEET	TYPE	NUMBER	METHOD*	Y/N	TYPE**
9-20		S5-S6	144	1162	MS							
		S6-S7	72	1067	SP							
		S7-S8	41	1067	SP							
		S7-S8	22	1162	MS							
		S7-S9	52	1126	MS							
		S8-S9	32	1067	SP							
			363									

COMMENTS:

* B - Bead, P - Patch, CS - Cap Strip

** V-Vacuum, S-Spark, AP-Air Pressure, VI-Visual, I-Impact, AL-Air Lance

CHK'D BY: _____ SIGNATURE: _____

Sheet 112 of 202

NYC Department of Environmental Protection

SEAMING LOG

PROJECT NAME: Pelham Bay Landfill

PROJECT NO.: 876-HP

DATE	TIME	SEAM NUMBER	SEAM LENGTH	EQUIP. NUMBER	TECH.	TEMP AMB	TEMP SHEET	DEFICIENCIES TYPE	DEFICIENCIES NUMBER	REPAIR METHOD*	REPAIR TEST Y/N	REPAIR TEST TYPE**
9-21	8:05	S1-S10	216'	1067	SP							
	8:30	10-11	223	1162	MS							
	9:00	11-13	67	1067	SP							
	9:40	12-13	22	1067	SP							
	10:15	11-12	165	1067	SP							
	9:40	13-14	70	1162	MS							
	10:20	12-14	166	1162	MS							
	11:00	~~11-13~~ 14-15	98	1067	SP							
	11:22	17-15	81	1162	MS							
	11:25	16-15	22	1067	SP							
	11:40	16-14	122	1067	SP							
	1:20	16-17	123	1162	MS							
		18-17	75	1067	SP							
	2:00	17-19	120	1067	SP							
	1:50	18-21	53	1162	MS							
	2:00	21-19	33	1162	MS							
	2:20	19-20	87	1162	MS							
	2:30	21-20	87	1067	SP							

COMMENTS:

* B - Bead, P - Patch, CS - Cap Strip

** V-Vacuum, S-Spark, AP-Air Pressure, VI-Visual, I-Impact, ~~AL-Air Lance~~

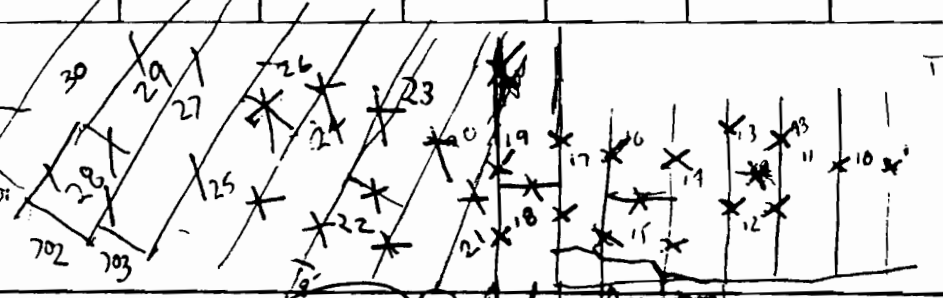

CHK'D BY:

SIGNATURE:

NYC Department of Environmental Protection

SEAMING LOG

PROJECT NAME: Pelham Bay Landfill

PROJECT NO.: 876-BP

DATE	TIME	SEAM NUMBER	SEAM LENGTH	EQUIP NUMBER	TECH.	TEMP AMB	TEMP SHEET	DEFICIENCIES TYPE	DEFICIENCIES NUMBER	REPAIR METHOD*	REPAIR TEST Y/N	REPAIR TEST TYPE**
9-21	2:45 ~~9-21~~	22-23	22		MS							
	2:58	20-22	76		SP							
	3:00	22-24	77		MS							
	3:10	20-23	98		SP							
	3:15	23-24	104		MS							
	3:40	24-25	107		SP							
	4:00	24-26	87		SP							
	4:00	25-27	103		MS							
	3:50	25-26	22		MS							
	4:15	27-26	88		MS							
	4:25	28-27	121		SP							
	4:55	27-29	68		SP							
	4:~~45~~	28-29	22		MS							
	4:20	30-28	121		MS							
COMMENTS	4:45	30-29	62		MS							

* B - Bead, P - Patch, CS - Cap Strip

** V-Vacuum, S-Spark, AP-Air Pressure, VI-Visual, I-Impact, AL-Air Lance

CHK'D BY: [signature] SIGNATURE: [signature]

NYC Department of Environmental Protection

SEAMING LOG

PROJECT NAME: Pelham Bay Landfill

PROJECT NO.: 876-HP

DATE	TIME	SEAM		EQUIP.	TECH.	TEMP		DEFICIENCIES		REPAIR	REPAIR TEST	
		NUMBER	LENGTH	NUMBER		AMB	SHEET	TYPE	NUMBER	METHOD*	Y/N	TYPE**
9-21		60-3	14	1100	KP							
		59-2	18									
		58-1	18									
		57-10	18									
	CROSS SEAMS	56-11	22									
		55-12	22									
		737-12	7									
		737-14	22									
		736-14	11									
		736-15	14									
		735-15	14									
		735-17	10									
		734-17	14									
		734-18	20									

COMMENTS:

* B - Bead, P - Patch, CS - Cap Strip

** V-Vacuum, S-Spark, AP-Air Pressure, VI-Visual, I-Impact, AL-Air Lance

CHK'D BY: [signature]

SIGNATURE: [signature]

NYC Department of Environmental Protection

SEAMING LOG

PROJECT NAME: Pelham Bay Landfill

PROJECT NO.: 876-HP

DATE	TIME	SEAM		EQUIP.	TECH.	TEMP		DEFICIENCIES		REPAIR	REPAIR TEST	
		NUMBER	LENGTH	NUMBER		AMB	SHEET	TYPE	NUMBER	METHOD*	Y/N	TYPE**
9-21		733-18	2 B	1100	KP							
		733-21	? PAT 22									
		732-21	22									
		731-20	22									
CROSS SEAMS		706-22	22									
		705-24	22									
		704-25	22									
		703-27	22									

COMMENTS:

* B - Bead, P - Patch, CS - Cap Strip

** V-Vacuum, S-Spark, AP-Air Pressure, VI-Visual, I-Impact, AL-Air Lance

CHK'D BY: [signature]

SIGNATURE: [signature]

Sheet 116 of 202

NYC Department of Environmental Protection — **SEAMING LOG**

PROJECT NAME: Pelham Bay Landfill — PROJECT NO.: 876-HP

DATE	TIME	SEAM		EQUIP.	TECH.	TEMP		DEFICIENCIES		REPAIR	REPAIR TEST	
		NUMBER	LENGTH	NUMBER		AMB	SHEET	TYPE	NUMBER	METHOD*	Y/N	TYPE**
9-28	8:25	S30-S31	191	1162	MS							
	8:30	S31-S32	193	1067	SP							
	9:35	S32-S33	187	1162	MS							
	9:35	S33-S34	183	1067	SP							
		S34-S35	185	1162	MS							
	12:35	35-36	187	1067	SP							
	12:35	S36-37	183	1162	MS							
	1:30	S37-S38	181	1162	MS							
X-SEAMS	1:30	31-700	20	1067	SP							
		32-696	16									
		33-695	17									
		34-694	17									
		35-693	17									
		36-692	16									
		37-691	16									
	3:30	38-690	17									

COMMENTS

38 37 36 35 34 33 32 31 30

690 691 692 693 694 695 696 700

* B - Bead, P - Patch, CS - Cap Strip

** V-Vacuum, S-Spark, AP-Air Pressure, VI-Visual, I-Impact, AL-Air Lance

CHK'D BY: _____ SIGNATURE: _____

surum\92c4087\consform\SEAMLOG.XLS

NYC Department of Environmental Protection

SEAMING LOG

PROJECT NAME: Pelham Bay Landfill

PROJECT NO.: 876-HP

DATE	TIME	SEAM		EQUIP.	TECH.	TEMP		DEFICIENCIES		REPAIR	REPAIR TEST	
		NUMBER	LENGTH	NUMBER		AMB	SHEET	TYPE	NUMBER	METHOD*	Y/N	TYPE**
9-29	9:15	685-745	148'	1162	VS							
	10:30	745-746	154	1067	SP							
	10:25	746-747	146'	1162	VS							
	10:45	747-748	142	1067	SP							
	11:05	748-749	139'	1062	VS							
	11:30	749-750	130	1067	SP							
	12:40	750-751	126	1162	VS							
	12:50	751-752	119	1067	SP							
	2:30	752-753	114	1162	VS							
	2:40	753-754	107	1067	SP							
	3:05	754-755	98	1162	VS							

COMMENTS:

* B - Bead, P - Patch, CS - Cap Strip

** V-Vacuum, S-Spark, AP-Air Pressure, VI-Visual, I-Impact, AL-Air Lance

CHK'D BY: [signature]

SIGNATURE: [signature]

NYC Department of Environmental Protection

SEAMING LOG

PROJECT NAME: Pelham Bay Landfill

PROJECT NO.: 876-HP

DATE	TIME	SEAM		EQUIP.	TECH.	TEMP		DEFICIENCIES		REPAIR	REPAIR TEST	
		NUMBER	LENGTH	NUMBER		AMB	SHEET	TYPE	NUMBER	METHOD*	Y/N	TYPE**
10-2	10:15	667-757	77	1067	SP							
	10:30	756-758	129'	1162	VS							
	10:50	756-757	81'	1067	SP							
	11:00	758-759	129'	1162	VS							
	11:35	667-756	43	1067	SP							
	~~11:30~~	~~758-759~~		~~1162~~	~~VS~~							
	12:35	759-760	127	1162	VS							
	12:55	760-761	135	1067	SP							
	1:45	761-762	141'	1067	SP							
	1:35	762-763	129	1162	VS							
	2:35	763-764	142'	1162	VS							
	2:35	764-765	141	1067	SP							
	3:15	765-766	148'	1162	VS							
	3:20	766-767	141'	1067	SP							

COMMENTS:

* B - Bead, P - Patch, CS - Cap Strip

** V-Vacuum, S-Spark, AP-Air Pressure, VI-Visual, I-Impact, AL-Air Lance

CHK'D BY: Del Gilt

SIGNATURE: Paul Marks

NYC Department of Environmental Protection

SEAMING LOG

PROJECT NAME: Pelham Bay Landfill

PROJECT NO.: 876-HP

DATE	TIME	SEAM NUMBER	SEAM LENGTH	EQUIP. NUMBER	TECH	TEMP AMB	TEMP SHEET	DEFICIENCIES TYPE	DEFICIENCIES NUMBER	REPAIR METHOD*	REPAIR TEST Y/N	REPAIR TEST TYPE**
10-3	8:30	767-768	147'	1067	SP							
	9:45	768-769	153'	1067	SP							
	10:50	769-770	154'	1067	SP							
	12:40	755-771	91'	1162	VS							
	12:40	771-772	85'	1067	SP							
	1:30	772-773	80'	1067	SP							
	1:30	773-774	74'	1162	VS							
X-SEAM	8:30	757-745	22	1162	VS							
		756-746	22									
		758-747	~~22~~ *									
		759-748	22									
		760-749	22									
		761-750	22									
		762-751	22									
		763-752	22									
		764-753	22									
	11:15	765-754	22									
		766-755	22									

COMMENTS * 758-747 must be CS Because of lack of overlap

* B - Bead, P - Patch, CS - Cap Strip

** V-Vacuum, S-Spark, AP-Air Pressure, VI-Visual, I-Impact, AL-Air Lance

CHK'D BY: [signature] SIGNATURE: [signature]

NYC Department of Environmental Protection

SEAMING LOG

PROJECT NAME: Pelham Bay Landfill

PROJECT NO.: 876-HP

DATE	TIME	SEAM		EQUIP.	TECH.	TEMP		DEFICIENCIES		REPAIR	REPAIR TEST	
		NUMBER	LENGTH	NUMBER		AMB	SHEET	TYPE	NUMBER	METHOD*	Y/N	TYPE**
10-3	2:15	767-771	22	1067	SP							
		768-772	22	1067	SP							
		769-773	22	1067	SP							
		770-774	22	1067	SP							

COMMENTS:

* B - Bead, P - Patch, CS - Cap Strip

** V-Vacuum, S-Spark, AP-Air Pressure, VI-Visual, I-Impact, AL-Air Lance

CHK'D BY: [signature]

SIGNATURE: Paul Marks

NYC Department of Environmental Protection

SEAMING LOG

PROJECT NAME: Pelham Bay Landfill

PROJECT NO.: 876-HP

DATE	TIME	SEAM NUMBER	SEAM LENGTH	EQUIP. NUMBER	TECH.	TEMP AMB	TEMP SHEET	DEFICIENCIES TYPE	DEFICIENCIES NUMBER	REPAIR METHOD*	REPAIR TEST Y/N	REPAIR TEST TYPE**
10-10		40-39	141	1100	LA							
		40-9	30	1067	SP							
		39-9	22	1067	SP							
		41-39	92	1162	MS							
		41-43	87	1100	LA							
		42-41	22	1162	MS							
		40-A 41-[illegible]	11	1067	[illegible]							
		42-43	54	1100	LA							
		39-42	53	1162	MS							
		44-43	128	1100	LA							
		44-45	58	1162	MS							
		45-46	22	1162	MS							
		46-47	71	1100	LA							
		46-44	71	1162	MS							

COMMENTS:

* B - Bead, P - Patch, CS - Cap Strip

** V-Vacuum, S-Spark, AP-Air Pressure, VI-Visual, I-Impact, AL-Air Lance

CHK'D BY: [signature]

SIGNATURE: [signature]

smm\92c4087\conform\SEAMLOG.XLS

NYC Department of Environmental Protection

SEAMING LOG

PROJECT NAME: Pelham Bay Landfill

PROJECT NO.: 876-HP

DATE	TIME	SEAM		EQUIP.	TECH.	TEMP		DEFICIENCIES		REPAIR	REPAIR TEST	
		NUMBER	LENGTH	NUMBER		AMB	SHEET	TYPE	NUMBER	METHOD*	Y/N	TYPE**
10/10		40-B	22	1067	SP							
		40-C	22	1067	SP							
		40-I	10	1067	SP							
		40-H	22	1067	SP							
		45-47	60	1100	LA							
		47-48	133	1162	MS							
		48-49	62	1100	LA							
		49-50	22	1100	LA							
		49-51	55	1162	MS							
		50-48	73	1100	LA							
		50-51	78	1162	MS							
		51-52	136	1100	LA							
		52-54	128	1162	MS							
		53-52	28	1162	MS							

COMMENTS

* B - Bead, P - Patch, CS - Cap Strip

** V-Vacuum, S-Spark, AP-Air Pressure, VI-Visual, I-Impact, AL-Air Lance

CHK'D BY: [signature]

SIGNATURE: [signature]

NYC Department of Environmental Protection

SEAMING LOG

PROJECT NAME: Pelham Bay Landfill

PROJECT NO.: 876-HP

DATE	TIME	SEAM NUMBER	SEAM LENGTH	EQUIP. NUMBER	TECH.	TEMP AMB	TEMP SHEET	DEFICIENCIES TYPE	DEFICIENCIES NUMBER	REPAIR METHOD*	REPAIR TEST Y/N	REPAIR TEST TYPE**
10-10	2	40-G	22		SP							
		40-F	22		SP							
		40-E	22		SP							
		40-D	22 x2		SP	x2	CS					
		54-55	133		LA							
		55-53	35		LA							
		55-56	98		MS							
		55-57	77		MS							
		56-57	22		MS							
		57-58	77		LA							
		58-56	98		LA							
		58-59	138		MS							
		59-60	22		MS							
		58-60	40		MS							
		60-61	44		LA							
		59-61	141		LA							
		61-62	173		MS							

COMMENTS:

1088
862
256
1051
3257

7-DS

287 S40/217
288 S9/S40
289 S10/S51
290 S39/S41
291 S44/S46
292 S60/S61
293 S57/S58

* B - Bead, P - Patch, CS - Cap Strip

** V-Vacuum, S-Spark, AP-Air Pressure, VI-Visual, I-Impact, AL-Air Lance

CHK'D BY: [signature]

SIGNATURE: [signature]

NYC Department of Environmental Protection

SEAMING LOG

PROJECT NAME: Pelham Bay Landfill

PROJECT NO.: 876-HP

DATE	TIME	SEAM NUMBER	SEAM LENGTH	EQUIP. NUMBER	TECH.	TEMP AMB	TEMP SHEET	DEFICIENCIES TYPE	DEFICIENCIES NUMBER	REPAIR METHOD*	REPAIR TEST Y/N	REPAIR TEST TYPE**
10-10		41-8	22	1067	SP							
		43-6	21		SP							
		44-5	18		SP							
		45-4	18									
		47-3	18									
		48-3	8									
		48-2	10 - Repair CS									
		49-1	20									
		51-10	17									
		52-11	11									
		52-11	8									
		53-13	19									
		55-14	17									
		56-16	17									
COMMENTS		56-17	17									
		59-19	15									

* B - Bead, P - Patch, CS - Cap Strip

** V-Vacuum, S-Spark, AP-Air Pressure, VI-Visual, I-Impact, AL-Air Lance

CHK'D BY: [signature]

SIGNATURE: [signature]

NYC Department of Environmental Protection

SEAMING LOG

PROJECT NAME: Pelham Bay Landfill

PROJECT NO.: 876-HP

DATE	TIME	SEAM		EQUIP.	TECH.	TEMP		DEFICIENCIES		REPAIR	REPAIR TEST	
		NUMBER	LENGTH	NUMBER		AMB	SHEET	TYPE	NUMBER	METHOD*	Y/N	TYPE**
10-11		61-63	16' ~~HOT~~	1100	BA							
		64-63	24' ~~HOT~~	1100	LA							
		64-62	15' ~~HOT~~	1100	LA							
		64-65	17' ~~HOT~~	1162	MS							
	8:50	55-14	17' ~~HOT~~	1162	MS							
	9:00	56-16	16' ~~HOT~~	1162	MS							
		62-63	22	1100	LA							
		61-23	19	1162	MS							
		62-24	22	1162	MS							
		65-67	126	1100	LA							
		65-66	~~HOT~~ 46'	1100	LA							
		68-66	37	1162	MS							
		66-67	22	1162	MS							
		67-68	127	1162	MS							

COMMENTS: 821

DS-244 562/563
DS-245 565/567
DS-246 569/571
DS-247 573/575

* B - Bead, P - Patch, CS - Cap Strip

** V-Vacuum, S-Spark, AP-Air Pressure, VI-Visual, I-Impact, AL-Air Lance

CHK'D BY: [signature]

SIGNATURE: [signature]

NYC Department of Environmental Protection **SEAMING LOG**

PROJECT NAME: Pelham Bay Landfill PROJECT NO.: 876-HP

DATE	TIME	SEAM		EQUIP.	TECH.	TEMP		DEFICIENCIES		REPAIR	REPAIR TEST	
		NUMBER	LENGTH	NUMBER		AMB	SHEET	TYPE	NUMBER	METHOD*	Y/N	TYPE**
10-11		68-69	119	1100	LA							
		68-70	34	1100	LA							
		69-70	22	1100	LA							
		71-70	34	1162	MS							
		69-71	120	1162	MS							
		71-72	146	1100	LA							
		72-73	116	1162	MS							
		73-74	22	1162	M							
		72-74	27	1162	MS							
		73-75	110	1100	LA							
		74-75	28	1100	LA							
		75-76	127'	1162	MS							
		76-77	125'	1100	LA							
			1030									

COMMENTS:

* B - Bead, P - Patch, CS - Cap Strip

** V-Vacuum, S-Spark, AP-Air Pressure, VI-Visual, I-Impact, AL-Air Lance

CHK'D BY: [signature] SIGNATURE: [signature]

7
168

Sheet 127 of 202

NYC Department of Environmental Protection

SEAMING LOG

PROJECT NAME: Pelham Bay Landfill

PROJECT NO.: 876-HP

DATE	TIME	SEAM NUMBER	SEAM LENGTH	EQUIP. NUMBER	TECH.	TEMP AMB	TEMP SHEET	DEFICIENCIES TYPE	DEFICIENCIES NUMBER	REPAIR METHOD*	REPAIR TEST Y/N	REPAIR TEST TYPE**
10-11	4:00	686-775	142		MS							
	4:00	775-776	151'		LA							
	4:40	776-777	149'		LA							
	4:55	777-778	149'		MS							
	5:10	775-662	22'		LA							
	5:20	776-663	22'		LA							
	5:35	777-664	22'		LA							
	5:45	778-665	22'		LA							
			075									

COMMENTS:

* B - Bead, P - Patch, CS - Cap Strip

** V-Vacuum, S-Spark, AP-Air Pressure, VI-Visual, I-Impact, AL-Air Lance

CHK'D BY: [signature] SIGNATURE: Paul Mrabel

smm\92-4087\consform\SEAMLOG.XLS

SMOOTH X-SEAM

NYC Department of Environmental Protection — **SEAMING LOG**

PROJECT NAME: Pelham Bay Landfill — PROJECT NO.: 876-HP

DATE	TIME	SEAM NUMBER	SEAM LENGTH	EQUIP. NUMBER	TECH.	TEMP AMB	TEMP SHEET	DEFICIENCIES TYPE	DEFICIENCIES NUMBER	REPAIR METHOD*	REPAIR TEST Y/N	REPAIR TEST TYPE**
10-11		~~64-26~~		1067	SP							
7 AS		65-27	19'									
7 AA		66-29	20									
7 11		68-30	19'									
7 15		69-31	18'									
7 99		71-32	22'									
8 A		72-33	19'									
8 0		73-34	19'									
8 10		75-35	19'									
8 1A		76-36	17'									
8 11		77-37	17'									
10 D		64-26	21'									

COMMENTS:

* B - Bead, P - Patch, CS - Cap Strip

** V-Vacuum, S-Spark, AP-Air Pressure, VI-Visual, I-Impact, AL-Air Lance

CHK'D BY: [signature] SIGNATURE: [signature]

Stormwater Drain

NYC Department of Environmental Protection

SEAMING LOG

PROJECT NAME: Pelham Bay Landfill

PROJECT NO.: 876-HP

DATE	TIME	SEAM		EQUIP.	TECH.	TEMP		DEFICIENCIES		REPAIR	REPAIR TEST	
		NUMBER	LENGTH	NUMBER		AMB	SHEET	TYPE	NUMBER	METHOD*	Y/N	TYPE**
10-13		795-796	39'	1162	MS							
		796-797	36'	1162	MS							
		797-798	37	1162	MS							
		798-799	32	1162	MS							

COMMENTS:

* B - Bead, P - Patch, CS - Cap Strip

** V-Vacuum, S-Spark, AP-Air Pressure, VI-Visual, I-Impact, AL-Air Lance

CHK'D BY: [signature]

SIGNATURE: Paul Marke

smm\92c4087.cos\storm\SEAMLOG.XLS

STORMWATER DRAIN 1

Sheet 130 of 202

NYC Department of Environmental Protection

SEAMING LOG

PROJECT NAME: Pelham Bay Landfill

PROJECT NO.: 876-HP

DATE	TIME	SEAM		EQUIP.	TECH.	TEMP		DEFICIENCIES		REPAIR	REPAIR TEST	
		NUMBER	LENGTH	NUMBER		AMB	SHEET	TYPE	NUMBER	METHOD*	Y/N	TYPE**
10-12		744-783	44	200	VS							
		783-784	30	1100	LA							
		784-785	33'	1162	MS							
		785-786	41	1162	MS							
		786-787	43	1100	LA							
		787-788	48	1162	MS							
		789-790	44'	1100	LA							
		790-791	44'	1100	LA							
		791-792	41'	1100	LA							
		792-793	38	1162	MS							
		793-794	33	1100	LA							
		794-795	36'	1162	MS							
		788-789	46'	1100	LA							

COMMENTS

* B - Bead, P - Patch, CS - Cap Strip

** V-Vacuum, S-Spark, AP-Air Pressure, VI-Visual, I-Impact, AL-Air Lance

CHK'D BY: [signature]

SIGNATURE: Paul Mark

NYC Department of Environmental Protection

SEAMING LOG

PROJECT NAME: Pelham Bay Landfill

PROJECT NO.: 876-HP

DATE	TIME	SEAM		EQUIP.	TECH.	TEMP		DEFICIENCIES		REPAIR	REPAIR TEST	
		NUMBER	LENGTH	NUMBER		AMB	SHEET	TYPE	NUMBER	METHOD*	Y/N	TYPE**
10-12	8 45	778-779	144'	1162	MS							
	9:00	779-780	194'	1100	LA							
	10:30	780-781	143'	1100	LA							
	10:20	781-782	139'	1162	MS							
	[illegible]	[illegible]	[illegible]	[illegible]	[illegible]							
	11:05	779-666	22	1100	LA							
	11:15	780 667	22	1100	LA							
	11:05	781-752 781-756	8' 14'	1162	MS							
		782-756	~~20~~ 14'	1162	MS							
		782-751	8'	1162	MS							

COMMENTS:

* B - Bead, P - Patch, CS - Cap Strip

** V-Vacuum, S-Spark, AP-Air Pressure, VI-Visual, I-Impact, AL-Air Lance

CHK'D BY: [signature]

SIGNATURE: [signature]

NYC Department of Environmental Protection **SEAMING LOG**

PROJECT NAME Pelham Bay Landfill PROJECT NO.: 876-HP

DATE	TIME	SEAM NUMBER	SEAM LENGTH	EQUIP. NUMBER	TECH.	TEMP AMB	TEMP SHEET	DEFICIENCIES TYPE	DEFICIENCIES NUMBER	REPAIR METHOD*	REPAIR TEST Y/N	REPAIR TEST TYPE**
10-16		38-78	178'	1162	MS	34' 10 15 R-13 10 25						
		78-79	165	1100	LA	167 10 33		Rumen Blvd				
		79-80	50	1162	MS	E 10 49						
		80-81	22	1100	LA	E 10 50						
		38-78	13	278	YS	EXT WELD MIDDLE 13'				B	Y	V
		79-81	117	1162	MS	E 10 57						
		689-78	15'	1100	LS	11 20 7' 11 25 8'						
		688-79	14'	1100	LS	11.40						
		687-79	8'	1100	LS	11.41						
		687-80	12	1100	LS	11.46						
		686-80	8'	1100	LS	11.45						
		686-8										

COMMENTS

81	79	78	38
80			

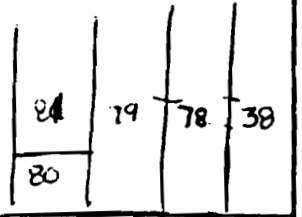

* B - Bead, P - Patch, CS - Cap Strip

** V-Vacuum, S-Spark, AP Air Pressure, VI-Visual, I-Impact, AL-Air Lance

CHK'D BY: [signature] SIGNATURE: [signature]

smm\92c4087\consform\SEAMLOG.XLS

Sheet 133 of 202

NYC Department of Environmental Protection **SEAMING LOG**

PROJECT NAME: Pelham Bay Landfill PROJECT NO.: 876-HP

DATE	TIME	SEAM NUMBER	SEAM LENGTH	EQUIP. NUMBER	TECH.	TEMP AMB	TEMP SHEET	DEFICIENCIES TYPE	DEFICIENCIES NUMBER	REPAIR METHOD*	REPAIR TEST Y/N	REPAIR TEST TYPE**
10-17		85-80	22		LA							
		85-84B	15		LA							
		84A-84B	22		LA							
		84B-83	17		LA							
		84A-83	40		LA							
		82-83	101		MS							
		82-86	142		MS							
		84A-80	12		LA							
		84A-81	28		LA							
		83-81	46		LA							
		82-81	37		LA							
		86-87	138	1100	LA							
		87-89	28		MS							
		88-89	22	1162	MS							

COMMENTS

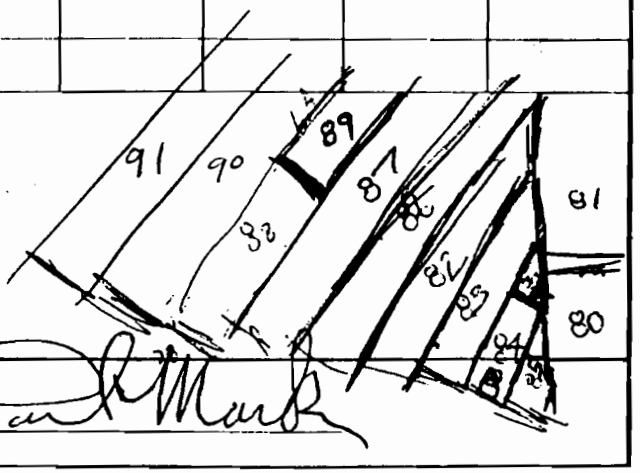

* B - Bead, P - Patch, CS - Cap Strip

** V-Vacuum, S-Spark, AP-Air Pressure, VI-Visual, I-Impact, AL-Air Lance

CHK'D BY: [signature] SIGNATURE: [signature]

smm\92c4087\conform\SEAMLOG.XLS

NYC Department of Environmental Protection

SEAMING LOG

PROJECT NAME: Pelham Bay Landfill

PROJECT NO.: 876-HP

DATE	TIME	SEAM		EQUIP.	TECH.	TEMP		DEFICIENCIES		REPAIR	REPAIR TEST	
		NUMBER	LENGTH	NUMBER		AMB	SHEET	TYPE	NUMBER	METHOD*	Y/N	TYPE**
10-17		89-90	27'		LA							
		88-90	19		LA							
		90-91	140		LA							
		87-88	118		MS							
		781-90	20'		MS							
		85-686	11		LA							
		848-175	22x2	CS1	LA							
		91-782	22		MS							
		93-776	22		LA							
		88-780	20	1162	MS							
		87-779	18	1162	MS							
		86-778	20	1162	MS							
		82-777	20		LA							

COMMENTS

* B - Bead, P - Patch, CS - Cap Strip

** V-Vacuum, S-Spark, AP-Air Pressure, VI-Visual, I-Impact, AL-Air Lance

CHK'D BY: [signature]

SIGNATURE: Paul Mark

NYC Department of Environmental Protection **SEAMING LOG**

PROJECT NAME: Pelham Bay Landfill PROJECT NO.: 876-HP

DATE	TIME	SEAM NUMBER	SEAM LENGTH	EQUIP. NUMBER	TECH.	TEMP AMB	TEMP SHEET	DEFICIENCIES TYPE	DEFICIENCIES NUMBER	REPAIR METHOD*	REPAIR TEST Y/N	REPAIR TEST TYPE**
10-18	8:30	195-800	105	1162	MS	70	70					
	8:40	800-801	117	1100	LA							
	9:35	804-806	54	1162	MS							
		806-805	32'	1162	MS							
		805-807	20'	1162	MS							
		807-801	25'	1162	MS							
		803-802	70'	1100	LA							
	10:50	802-380	61'	1100	LA							
		803-804	66'	1025	FC							
		803-801	14'	E 200	VS							
		804-801	21'	1100	LA							
		806-801	28	1025	FC							
		805-801	28	1162	MS							
		~~[illegible]~~										

COMMENTS:

* B - Bead, P - Patch, CS - Cap Strip

** V-Vacuum, S-Spark, AP-Air Pressure, VI-Visual, I-Impact, AL-Air Lance

CHK'D BY: [signature] SIGNATURE: [signature]

19350

206 → 1.5
365 - 30

Sheet 136 of 202

NYC Department of Environmental Protection **SEAMING LOG**

PROJECT NAME: Pelham Bay Landfill PROJECT NO.: 876-HP

DATE	TIME	SEAM NUMBER	SEAM LENGTH	EQUIP. NUMBER	TECH.	TEMP AMB	TEMP SHEET	DEFICIENCIES TYPE	DEFICIENCIES NUMBER	REPAIR METHOD*	REPAIR TEST Y/N	REPAIR TEST TYPE**
10-18		808-809	180	1025	FC							
		808-~~800~~	166	1067	LA							
		809-801	20'	1162	MS							
		808-802	12'	1162	MS							
		808-803	12'	1162	MS							
		~~805~~ 810	147'	1067	LA							
		809-810	175	1025	FC							
		810-800	20'	1067	LA							

COMMENTS

1373

$1,373 FT

* B - Bead, P - Patch, CS - Cap Strip

** V-Vacuum, S-Spark, AP-Air Pressure, VI-Visual, I-Impact, AL-Air Lance

CHK'D BY [signature] SIGNATURE: [signature]

smm\92c4087\conform\SEAMLOG.XLS

NYC Department of Environmental Protection

SEAMING LOG

PROJECT NAME: Pelham Bay Landfill

PROJECT NO.: 876-HP

DATE	TIME	SEAM		EQUIP.	TECH.	TEMP		DEFICIENCIES		REPAIR	REPAIR TEST	
		NUMBER	LENGTH	NUMBER		AMB	SHEET	TYPE	NUMBER	METHOD*	Y/N	TYPE**
10-19	10:45	811-812	331	1025	FC							
	11:15	811-365	304	1067	LA							
		812-206	311	1062	MS							
		813-814	291	1025	FC							
		813-356	235	1067	LA							
		814-232	281	1062	MS							
		809-812	22	1025	FC							
		808-811	22	1025	FC							
		813-811	20	1067	LA							
		814-812	20	1067	LA							

COMMENTS:

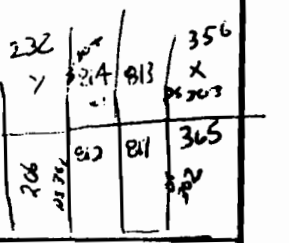

* B - Bead, P - Patch, CS - Cap Strip

** V-Vacuum, S-Spark, AP-Air Pressure, VI-Visual, I-Impact, AL-Air Lance

CHK'D BY: [signature]

SIGNATURE: [signature]

NYC Department of Environmental Protection

SEAMING LOG

PROJECT NAME: Pelham Bay Landfill

PROJECT NO.: 876-HP

DATE	TIME	SEAM		EQUIP.	TECH.	TEMP		DEFICIENCIES		REPAIR	REPAIR TEST	
		NUMBER	LENGTH	NUMBER		AMB	SHEET	TYPE	NUMBER	METHOD*	Y/N	TYPE**
10-23		~~95-97~~			LA							
		~~97-98~~			MS							
		93A-48	11'	1027	SP							
		93A-50	22	1025	SP							
		93A-51	22	1025	SP							
		93A-93	4'	1025	SP							
		93A-94	25	1025	SP							
		96-97	169	1067	LA							
		97-98	188	1162	MS							
		98-99	37	1067	LA							
		99-101	33	1025	SP							
		98-100	151	1067	LA							
		99-100	22	1067	LA							
		100-101	148	1025	SP							

COMMENTS:

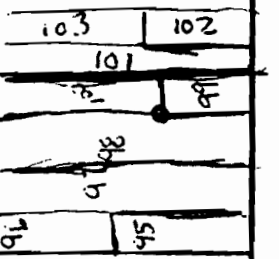

* B - Bead, P - Patch, CS - Cap Strip

** V-Vacuum, S-Spark, AP-Air Pressure, VI-Visual, I-Impact, AL-Air Lance

CHK'D BY: [signature]

SIGNATURE: [signature]

NYC Department of Environmental Protection **SEAMING LOG**

PROJECT NAME: Pelham Bay Landfill PROJECT NO.: 876-HP

DATE	TIME	SEAM NUMBER	SEAM LENGTH	EQUIP. NUMBER	TECH.	TEMP AMB	TEMP SHEET	DEFICIENCIES TYPE	DEFICIENCIES NUMBER	REPAIR METHOD*	REPAIR TEST Y/N	REPAIR TEST TYPE**
10-23		101-102	82	1162	MS							
		101-103	97	1162	MS							
		102-103	22'	1162	MS							
		103-104	103	1025	SP							
		102-104	79	1025	SP							
		104-105	115	1067	LA							
		104-106	69	1067	LA							
		105-107	114	1162	MS							
		105-106	22	1067	LA							
		106-107	79	1067	LA							
		107-108	137	1025	SP							
		107-109	52	1025	SP							
		108-109	22	1025	SP							
		108-110	128	1067	LA							
		109-110	52	1067	LA							
COMMENTS:		110-111	140'	1162	MS							

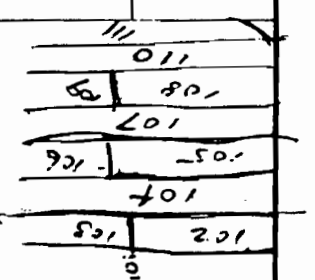

* B - Bead, P - Patch, CS - Cap Strip

** V-Vacuum, S-Spark, AP-Air Pressure, VI-Visual, I-Impact, AL-Air Lance

CHK'D BY: [signature] SIGNATURE: [signature]

Sheet 140 of 202

NYC Department of Environmental Protection **SEAMING LOG**

PROJECT NAME: Pelham Bay Landfill PROJECT NO.: 876-HP

DATE	TIME	SEAM NUMBER	SEAM LENGTH	EQUIP. NUMBER	TECH.	TEMP AMB	TEMP SHEET	DEFICIENCIES TYPE	DEFICIENCIES NUMBER	REPAIR METHOD*	REPAIR TEST Y/N	REPAIR TEST TYPE**
10-23		92-94	76	1067	LA							
		93-94	74	1162	MS							
		92-93	6	1067	LA							
		92-40	14	1025	SP							
		94-95	118	1067	LA							
		92-39	22	1025	SP							
		92-42	22	1025	SP							
		94-96	63	1162	MS							
		95-96	22	1162	MS							
		95-97	115	1067	LA							
		92-43	17	1025	SP							
		93-44	21	20	SP							
		93-46	22	1025	SP							
		93-47	22	1025	SP							
COMMENTS		93-48	11	1025	SP							
		~~93-50~~			~~SP~~							

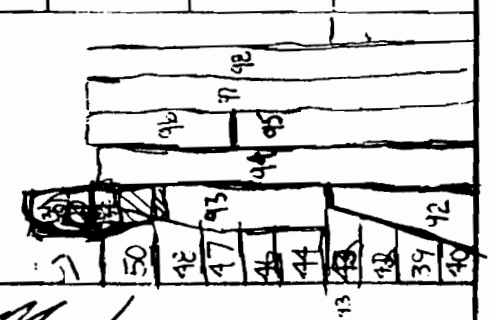

* B - Bead, P - Patch, CS - Cap Strip

** V-Vacuum, S-Spark, AP-Air Pressure, VI-Visual, I-Impact, AL-Air Lance

CHK'D BY: [signature] SIGNATURE: [signature]

smm\92c4087\conform\SEAMLOG.XLS

NYC Department of Environmental Protection **SEAMING LOG**

PROJECT NAME: Pelham Bay Landfill PROJECT NO.: 876-HP

DATE	TIME	SEAM NUMBER	SEAM LENGTH	EQUIP. NUMBER	TECH.	TEMP AMB	TEMP SHEET	DEFICIENCIES TYPE	DEFICIENCIES NUMBER	REPAIR METHOD*	REPAIR TEST Y/N	REPAIR TEST TYPE**
10-24	PM	112-51	20'	1025	SP							
		112-113	164	1067	LA							
		~~PAT~~ 112	21	1025	SP							
		94-PATCH	21	1025	SP							
		112-96	22	1025	SP							
		112-97	22	1025	SP							
		112-98	22	1025	SP							
		112-100	22	1025	SP							
		112-101	20	1025	SP							
		112-103	23	1025	SP							
		112-104	22'	1025	SP							
		113-106	22	1067	LA							
		113-107	22	1067	LA							
		113-114	190'	1067	LA							
		112-106	22	1025	SP							
		113-52	22	1025	SP							
		114-54	22	1025	SP							
		115-55	22	1025	LA							
		114-115	193'	1025	SP							

COMMENTS

* B - Bead, P - Patch, CS - Cap Strip

** V-Vacuum, S-Spark, AP-Air Pressure, VI-Visual, I-Impact, AL-Air Lance

CHK'D BY [signature] SIGNATURE: [signature]

smm\92c4087\consform\SEAMLOG.XLS

NYC Department of Environmental Protection **SEAMING LOG**

PROJECT NAME: Pelham Bay Landfill PROJECT NO.: 876-HP

DATE	TIME	SEAM NUMBER	SEAM LENGTH	EQUIP. NUMBER	TECH.	TEMP AMB	TEMP SHEET	DEFICIENCIES TYPE	DEFICIENCIES NUMBER	REPAIR METHOD*	REPAIR TEST Y/N	REPAIR TEST TYPE**
10-24	AM	92-220	11'		SP							
		94-221	21									
		95-222	20									
		97-223	20									
		98-224	20									
		99-225	20									
		101-226	20									
		102-227	21									
		104-228	21		LA							
		105-229	21									
		107-230	16									
		108-231	10									
		814-108	11									
		814-110	12									
		813-110	21		SP							
		PATCH-356	16		LA							
		PATCH-111	10		SP							
		PATCH-110	14		SP							
		111-353	20		LA							
		111-351	20									
		111-349	13									
		111-348	20									

COMMENTS

* B - Bead P - Patch, CS - Cap Strip

** V-Vacuum S-Spark, AP-Air Pressure, VI-Visual, I-Impact, AL-Air Lance

CHK'D BY: [signature] SIGNATURE: [signature]

NYC Department of Environmental Protection **SEAMING LOG**

PROJECT NAME: Pelham Bay Landfill PROJECT NO.: 876-HP

DATE	TIME	SEAM		EQUIP.	TECH.	TEMP		DEFICIENCIES		REPAIR	REPAIR TEST	
		NUMBER	LENGTH	NUMBER		AMB	SHEET	TYPE	NUMBER	METHOD*	Y/N	TYPE**
10-25		122-123	22'	1067	LA							
		124-123	117'	1025	MS							
		124-122	40'	1025	MS							
		126-124	117	1067	LA							
		125-126	22	1067	LA							
		124-125	40	1067	LA							
		127-128	22	1162	FC							
		125-65	22	1067	LA							
		128-129	78'	1025	MS							
		128-126	73	1162	FC							
		119-60	22	1162	FC							
		121-61	22	1025	MS							
		122-63	22	1025	MS							
		124-64	22	1025	MS							

COMMENTS

* B - Bead, P - Patch, CS - Cap Strip

** V-Vacuum, S-Spark, AP-Air Pressure, VI-Visual, I-Impact, AL-Air Lance

CHK'D BY: [signature] SIGNATURE: [signature]

NYC Department of Environmental Protection

SEAMING LOG

PROJECT NAME: Pelham Bay Landfill

PROJECT NO.: 876-HP

DATE	TIME	SEAM		EQUIP.	TECH.	TEMP		DEFICIENCIES		REPAIR	REPAIR TEST	
		NUMBER	LENGTH	NUMBER		AMB	SHEET	TYPE	NUMBER	METHOD*	Y/N	TYPE**
10-25		127-128	~~MS~~ 22'	1025	MS							
		129-130	~~LA~~ 159'	1067	LA							
		127-126	~~FC~~ 43'	1162	FC							
		125-127	~~FC~~ 38	1162	FC							
		127-129	~~MS~~ 83'	1025	MS							
		127-67	~~FC~~ 22	~~1162~~	FC							
		129-68	~~MS~~ 22	1025 ~~1025~~	MJ							
		130-70	22	1067	LA							
		131-130	159'	1162	FC							
		131-132	159	1025	MS							
		132-133	92	1067	LA							
		133-134	22	1067	LA							
		132-134	69	1067	LA							
		134-135	66	1162	FC							

COMMENTS:

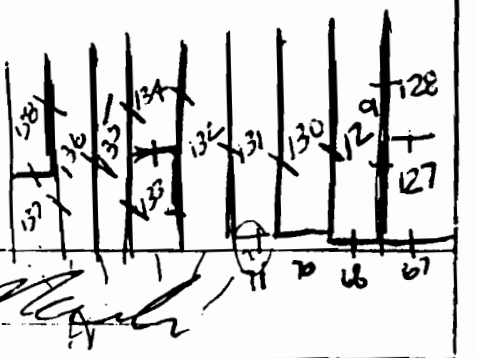

* B - Bead, P - Patch, CS - Cap Strip

** V-Vacuum, S-Spark, AP-Air Pressure, VI-Visual I-Impact, AL-Air Lance

CHK'D BY: _____ SIGNATURE: _____

NYC Department of Environmental Protection **SEAMING LOG**

PROJECT NAME: Pelham Bay Landfill PROJECT NO.: 876-HP

DATE	TIME	SEAM NUMBER	SEAM LENGTH	EQUIP. NUMBER	TECH.	TEMP AMB	TEMP SHEET	DEFICIENCIES TYPE	DEFICIENCIES NUMBER	REPAIR METHOD*	REPAIR TEST Y/N	REPAIR TEST TYPE**
10-25		135-133	90'	1162	FC							
		135-136	155'	1025	MS							
		138-136	124'	1067	LA							
		~~[illegible]~~	~~[illegible]~~		~~LA~~							
		137-138	22	1067	LA							
		136-137	28'	1067	LA							
		131-71	22	1025	MS							
		132-72	22	1025	MS							
		133-74	22	1025	MS							
		135-75	22	1067	LA							
		136-76	22	1067	LA							
		137-77	22	1067	LA							

COMMENTS:

* B - Bead, P - Patch, CS - Cap Strip

** V-Vacuum, S-Spark, AP-Air Pressure, VI-Visual, I-Impact, AL-Air Lance

CHK'D BY: [signature] SIGNATURE: [signature]

~ 3100 FT of [illegible] for Day

Sheet 146 of 202

NYC Department of Environmental Protection — **SEAMING LOG**

PROJECT NAME: Pelham Bay Landfill — PROJECT NO.: 876-HP

DATE	TIME	SEAM NUMBER	SEAM LENGTH	EQUIP. NUMBER	TECH.	TEMP AMB	TEMP SHEET	DEFICIENCIES TYPE	DEFICIENCIES NUMBER	REPAIR METHOD*	REPAIR TEST Y/N	REPAIR TEST TYPE**
10-25		115-116	23	1067	LA							
		116-117	22	1067	LA							
		115-117	166	1067	LA							
		118-117	167	1025	MS							
		118-116	16'	1025	MS							
		116-57	22	1067	LA							
		118-58	22	1025	MS							
		118-120	117	1162	FC							
		120-121	121	1025	MS							
		121-123	116	1067	LA							
		119-120	22	1162	FC							
		121-122	43	1067	LA							
		121-119	50	1025	MS							
		118-119	60	1162	FC							

COMMENTS:

~~122-123~~ 22 ~~124~~ ~~LA~~ 128-126 FC
~~124-123~~ ~~MS~~ 119-60 FC
~~124-122~~ ~~MS~~ 121-61 MS
~~126-124~~ LA 122-63 MS
~~125-126~~ LA 124-64 MS
127-126 MS



* B - Bead, P - Patch, CS - Cap Strip

** V-Vacuum, S-Spark, AP-Air Pressure, VI-Visual, I-Impact, AL-Air Lance

CHK'D BY: [signature] SIGNATURE: [signature]

[illegible]\SEAMLOG.XLS

124-125 LA
127-126 FC
125-65 LA
28 MS

129-130 EQ
127-126 FC
125 FC

STORMWATER TRENCH SI P10
NON PAY ITEM

Sheet 147 of 202

NYC Department of Environmental Protection

SEAMING LOG

PROJECT NAME: Pelham Bay Landfill

PROJECT NO.: 876-HP

DATE	TIME	SEAM NUMBER	SEAM LENGTH	EQUIP. NUMBER	TECH.	TEMP AMB	TEMP SHEET	DEFICIENCIES TYPE	DEFICIENCIES NUMBER	REPAIR METHOD*	REPAIR TEST Y/N	REPAIR TEST TYPE**
10-26		815-816	32		MS							
		816-817	31	1067	LA							
		817-818	31	1067	LA							
		818-819	35		MS							
		819-820	29		MS							
		820-738	42	1067	LA							
		PATCH-820	13		MS							
		PATCH-819	3'	278 EXTRUDER WELD	VS							

COMMENTS

* B - Bead, P - Patch, CS - Cap Strip

** V-Vacuum, S-Spark, AP-Air Pressure, VI-Visual, I-Impact, AL-Air Lance

CHECKED BY: [signature] SIGNATURE: [signature]

NYC Department of Environmental Protection

SEAMING LOG

PROJECT NAME: Pelham Bay Landfill

PROJECT NO.: 876-HP

DATE	TIME	SEAM NUMBER	SEAM LENGTH	EQUIP. NUMBER	TECH.	TEMP AMB	TEMP SHEET	DEFICIENCIES TYPE	DEFICIENCIES NUMBER	REPAIR METHOD*	REPAIR TEST Y/N	REPAIR TEST TYPE**
10-26		157-134	22		LA							
		158-159	88		LA							
		158-135	22		MS							
		159-161	5		MS							
		159-160	85		MS							
		159-136	22		LA							
		160-138	22		MS							
		160-161	22		MS							
		161-419	15		LA							
		159-418	17		LA							
		158-417	16		LA							
		157-416	16		LA							
		156-415	17		LA							
		154-414	16		LA							
		153-335	17		LA							
		152-336	10		MS							
		151-337	16		LA							
		150-338	14		LA							

COMMENTS:

* B - Bead, P - Patch, CS - Cap Strip

** V - Vacuum, S-Spark, AP - Air Pressure, VI - Visual, I-Impact, AL - Air Lance

CHK'D BY [signature]

SIGNATURE: RM

NYC Department of Environmental Protection

SEAMING LOG

PROJECT NAME: Pelham Bay Landfill

PROJECT NO.: 876-HP

DATE	TIME	SEAM		EQUIP.	TECH.	TEMP		DEFICIENCIES		REPAIR	REPAIR TEST	
		NUMBER	LENGTH	NUMBER		AMB	SHEET	TYPE	NUMBER	METHOD*	Y/N	TYPE**
10-26		148-126	22	1025	FC							
		128-151	22	1067	LA							
		129-150	22	1162	MS							
		152-153	86	1067	LA							
		153-154	86	1162	MS							
		154-156	40	1025	FC							
		154-155	48	1025	FC							
		156-157	41	1067	LA							
		155-136	22	1025	FC							
		130-153	22	~~1067~~ 1067	LA							
		131-154	22	1162	MS							
		132-155	22	1162	MS							
		155-157	43	1067	LA							
		157-158	86		MS							

COMMENTS

* B - Bead, P - Patch, CS - Cap Strip

** V-Vacuum, S-Spark, AP-Air Pressure, VI-Visual, I-Impact, AL-Air Lance

CHK'D BY: _____ SIGNATURE: PM

NYC Department of Environmental Protection

SEAMING LOG

PROJECT NAME Pelham Bay Landfill

PROJECT NO.: 876-HP

DATE	TIME	SEAM		EQUIP.	TECH.	TEMP		DEFICIENCIES		REPAIR	REPAIR TEST	
		NUMBER	LENGTH	NUMBER		AMB	SHEET	TYPE	NUMBER	METHOD*	Y/N	TYPE**
10-26		111-139	22	1025	FC							
		110-139	22	1025	FC							
		109-139	22	1025	FC							
		113-139	22	1025	FC							
		139-140	72	1067	LA							
		114-140	22	1067	LA							
		140-141	74	1162	MS							
		115-141	22	1162	MS							
		141-142	69	1067	LA							
		117-142	22	1067	LA							
		142-143	78	1162	MS							
		118-143	22	1162	MS							
		143-144	79	1067	LA							
		120-144	22	1067	LA							

COMMENTS:

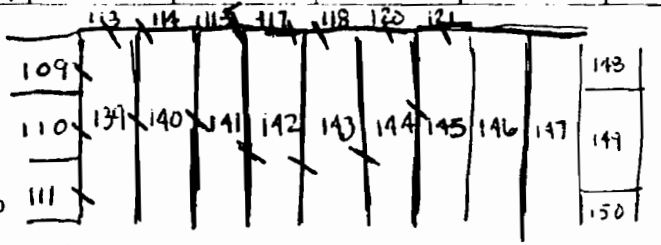

* B - Bead, P - Patch, CS - Cap Strip

** V-Vacuum, S-Spark, AP-Air Pressure, VI-Visual, I-Impact, AL-Air Lance

CHK'D BY [signature]

SIGNATURE PM

NYC Department of Environmental Protection

SEAMING LOG

PROJECT NAME: Pelham Bay Landfill

PROJECT NO.: 876-HP

DATE	TIME	SEAM		EQUIP.	TECH.	TEMP		DEFICIENCIES		REPAIR	REPAIR TEST	
		NUMBER	LENGTH	NUMBER		AMB	SHEET	TYPE	NUMBER	METHOD*	Y/N	TYPE**
10-26		144-145	81	1025	FC							
		121-145	22	1025	FC							
		145-146	83	1162	MS							
		146-147	84	1067	LA							
		123-146	22	1162	MS							
		124-147	22	1067	LA							
		147-150	5	1025	FC							
		147-149	65	1025	EC							
		141-148	13		FC							
		150-151	5	1067	LA							
		149-151	64	1067	LA							
		148-151	12	1067	LA							
		148-149	22	1025	FC							
		149-150	22	1025	FC							
		151-152	83	1162	MS							

COMMENTS

* B - Bead, P - Patch, CS - Cap Strip

** V-Vacuum, S-Spark, AP-Air Pressure, VI-Visual, I-Impact, AL-Air Lance

CHK'D BY [signature] SIGNATURE [signature]

NYC Department of Environmental Protection

SEAMING LOG

PROJECT NAME: Pelham Bay Landfill

PROJECT NO.: 876-HP

DATE	TIME	SEAM		EQUIP.	TECH.	TEMP		DEFICIENCIES		REPAIR	REPAIR TEST	
		NUMBER	LENGTH	NUMBER		AMB	SHEET	TYPE	NUMBER	METHOD*	Y/N	TYPE**
10-27		147-339	22'		MS							
		146-340	22'		MS							
		145-341	22'		MS							
		144-342	22'		MS							
		143-343	22'		MS							
		142-344	22'		MS							
		141-345	22'		MS							
		140-346	22'		MS							
		139-347	22'		MS							
		HL-PATCH-1	22x2		MS							
					✓							

COMMENTS

* B - Bead, P - Patch, CS - Cap Strip

** V-Vacuum, S-Spark, AP-Air Pressure, VI-Visual, I-Impact, AL-Air Lance

CHK'D BY [signature] SIGNATURE [signature]

NYC Department of Environmental Protection

SEAMING LOG

PROJECT NAME: Pelham Bay Landfill

PROJECT NO 876-HP

DATE	TIME	SEAM NUMBER	SEAM LENGTH	EQUIP. NUMBER	TECH.	TEMP AMB	TEMP SHEET	DEFICIENCIES TYPE	DEFICIENCIES NUMBER	REPAIR METHOD*	REPAIR TEST Y/N	REPAIR TEST TYPE**
10-27		821-782	133'	1162	MS							
		821-822	132	1025	SP							
		821-759	12	1025	SP							
		821-760	6'	1025	SP							
		S162-S91	59'	1162	MS							
		S163-S162	57'	1025	SP							
		822-823	~~139~~ 133	1162	MS							
		S163-164	~~49~~ 45	1025	SP							

COMMENTS

- - - - X NO X-SEAMS BET 162-821
Same Panel 163 822

S164	S163	1162	S91
823	822	821	782

* B - Bead, P - Patch, CS - Cap Strip

** V-Vacuum, S-Spark, AP-Air Pressure, VI-Visual, I-Impact, AL-Air Lance

CHK'D BY: [signature] SIGNATURE: [signature]

NYC Department of Environmental Protection

SEAMING LOG

PROJECT NAME: Pelham Bay Landfill

PROJECT NO.: 876-HP

DATE	TIME	SEAM NUMBER	SEAM LENGTH	EQUIP. NUMBER	TECH.	TEMP AMB	TEMP SHEET	DEFICIENCIES TYPE	DEFICIENCIES NUMBER	REPAIR METHOD*	REPAIR TEST Y/N	REPAIR TEST TYPE**
10-30		823-824	177'		LA							
		824-825	177'		FC							
		825-826	172		LA							
		824-762	12'		MS							
		824-763	7'		MS							
		825-763	13'		MS							
		825-764	8'		MS							
		826-764	12'		MS							
		826-765	8'		MS							
		827-828	134		FC							
		826-821	47'		MS							
		826-829	83		LA							
		828-829	47'		MS							
		826-827	17		LA							
COMMENTS		827-767	22'		MS							
		828-766	22		MS							
		829-765	12		MS							

823

* B - Bead, P - Patch, CS - Cap Strip

** V-Vacuum, S Spark, AP-Air Pressure, VI Visual, I-Impact, AL-Air Lance

CHKD BY [signature]

SIGNATURE [signature]

174 / 32984
173

Sheet 155 of 202

NYC Department of Environmental Protection **SEAMING LOG**

PROJECT NAME: Pelham Bay Landfill PROJECT NO.: 876-HP

DATE	TIME	SEAM NUMBER	SEAM LENGTH	EQUIP. NUMBER	TECH.	TEMP AMB	TEMP SHEET	DEFICIENCIES TYPE	DEFICIENCIES NUMBER	REPAIR METHOD*	REPAIR TEST Y/N	REPAIR TEST TYPE**
10/31		138-165	78'		MS							
11/3		137-165	28'		MS							
11/3		165-167	59'		FC							
		166-168	61'		LA							
		167-169	41		LA							
11/3 + 11/6		165-166	175'		MS 11-3 LA 11-6							
11/6		165-77	125'		MS							
		165-38	22'									
		166-78	22'									
		166-167	22'									
		169-170	22		MS							
		168-170	22'		FC							
		172-173	22'		LA							

COMMENTS: 699

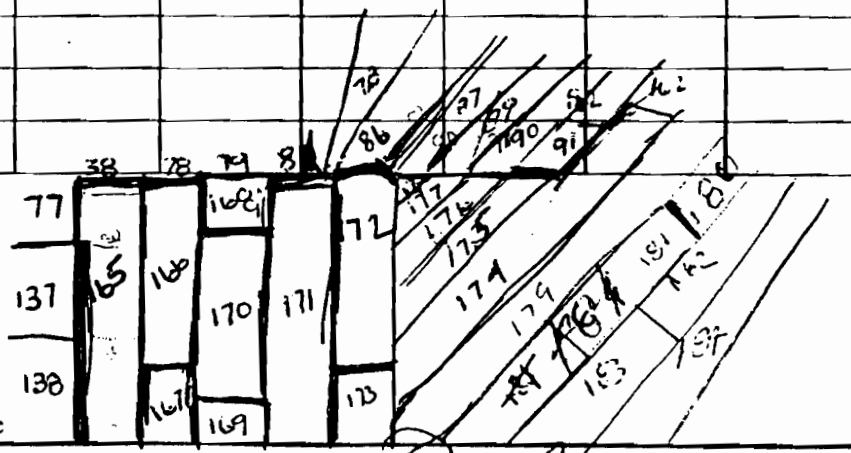

* B - Bead, P - Patch, CS - Cap Strip

** V-Vacuum, S-Spark, AP-Air Pressure, VI-Visual, I-Impact, AL-Air Lance

CHK'D BY: [signature] SIGNATURE: [signature]

smm\92c4087\consform\SEAMLOG.XLS

NYC Department of Environmental Protection — **SEAMING LOG**

PROJECT NAME: Pelham Bay Landfill — PROJECT NO.: 876-HP

DATE	TIME	SEAM		EQUIP.	TECH.	TEMP		DEFICIENCIES		REPAIR	REPAIR TEST	
		NUMBER	LENGTH	NUMBER		AMB	SHEET	TYPE	NUMBER	METHOD*	Y/N	TYPE**
11/6		169-171	49		MS							
		168 79	22'		LA							
		171-173	40		LA							
		171-170	121'		MS							
		171-172	158'		LA							
		170-166	103'		FC							
		168-171	58		MS							
		172-96	20'	1061	LA							
		172-87	9		LA							
		171-81	22'		MS							
		91-179	94'		FC							
		167-176	17'		FC							
		175-91	22		FC							
		178 87	13		MS							

COMMENTS: 738

* B - Bead, P - Patch, CS - Cap Strip

** V-Vacuum, S-Spark, AP-Air Pressure, VI-Visual, I-Impact, AL-Air Lance

CHK'D BY: [signature] SIGNATURE: [signature]

NYC Department of Environmental Protection — **SEAMING LOG**

PROJECT NAME: Pelham Bay Landfill — PROJECT NO.: 876-HP

DATE	TIME	SEAM		EQUIP.	TECH.	TEMP		DEFICIENCIES		REPAIR	REPAIR TEST	
		NUMBER	LENGTH	NUMBER		AMB	SHEET	TYPE	NUMBER	METHOD*	Y/N	TYPE**
11-6		177-89	22'	1067	LA							
		176-90	21'		LA							
		178-172	31		MS							
		178-177	20'		MS							
		177-176	50		LA							
		176-175	85		FC							
		175-174	118		LA							
		177-172	33		MS							
		176-172	38'		MS							
		174-179	240		FC							
		179-180	207		LA							
		175-172	37'		MS							
		174-172	21		MS							
		174173	18'		MS							
COMMENTS:		179 - 180	40		LA							
		179-175	16'		MS							
		180-181	22		LA							

1009

* B - Bead, P - Patch, CS - Cap Strip

** V-Vacuum, S-Spark, AP-Air Pressure, VI-Visual, I-Impact, AL-Air Lance

CHK'D BY: [signature] SIGNATURE: [signature]

NYC Department of Environmental Protection

SEAMING LOG

PROJECT NAME: Pelham Bay Landfill

PROJECT NO.: 876-HP

DATE	TIME	SEAM		EQUIP.	TECH.	TEMP		DEFICIENCIES		REPAIR	REPAIR TEST	
		NUMBER	LENGTH	NUMBER		AMB	SHEET	TYPE	NUMBER	METHOD*	Y/N	TYPE**
11-6	PM	181-183	23'	1162	MS							
		182-183	22'	1162	MS							
		183-184	24'	1025	FC							
		181-182	137	1162	MS							
		182-184	176'	1025	FC							
		180-182	39'	1067	LA							
		174-162	18'	1067	LA							
		163-179	19	1067	LA							
		164-180	17	1067	LA							
		182-824	13	1067	LA							
		184-826	17	1067	LA							
			505									

COMMENTS:

505
738
699
1009
1951

* B - Bead, P - Patch, CS - Cap Strip

** V-Vacuum, S-Spark, AP-Air Pressure, VI-Visual, I-Impact, AL-Air Lance

CHK'D BY: [signature]

SIGNATURE: Paul Marks

Sheet 159 of 202

NYC Department of Environmental Protection **SEAMING LOG**

PROJECT NAME: Pelham Bay Landfill PROJECT NO. 876-HP

DATE	TIME	SEAM NUMBER	SEAM LENGTH	EQUIP. NUMBER	TECH.	TEMP AMB	TEMP SHEET	DEFICIENCIES TYPE	DEFICIENCIES NUMBER	REPAIR METHOD*	REPAIR TEST Y/N	REPAIR TEST TYPE**
11/13		201-204	57'	1151	LA							
		202-204	171'	1067	MS							
		203-204	30'	1067	MS							
		204-205	132'	1025	TEP							
		204-206	109'	1067	MS							
		205-207	133	1151	LA							
		205-208	32'	1067	MS							
		205-206	22	1151	LA							
		206-208	107'	1067	MS							
		207-209	27'	1025	TEP							
		207-208	22	1067	MS							
		208-209	140'	1025	TEP							
		209-210	167'	1151	LA							
				1~~0~~2								

COMMENTS

* B - Bead, P - Patch, CS - Cap Strip

** V-Vacuum, S-Spark, AP-Air Pressure, VI-Visual, I-Impact, AL-Air Lance

CHK'D BY: [signature] SIGNATURE: Paul Marker

smm\92c408 7\consform\SEAMLOG.XLS

NYC Department of Environmental Protection **SEAMING LOG**

PROJECT NAME: Pelham Bay Landfill PROJECT NO.: 876-HP

DATE	TIME	SEAM NUMBER	SEAM LENGTH	EQUIP. NUMBER	TECH.	TEMP AMB	TEMP SHEET	DEFICIENCIES TYPE	DEFICIENCIES NUMBER	REPAIR METHOD*	REPAIR TEST Y/N	REPAIR TEST TYPE**
11/13		204-184	37'	1151	LA							
		205-184	37'	1025	TEP							
		207-184	36'	1025	TEP							
		204-429	20'	1025	TEP							
		206-430	20'	1151	LA							
		208-431	20'	1067	MS							
		209-476	20'	1067	MS							
		210-477	20'	1067	MS							

COMMENTS

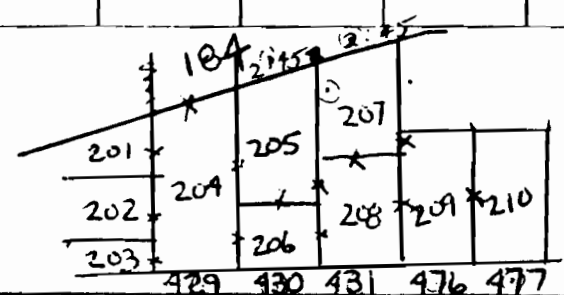

AT'S NEEDED ⊙

* B - Bead, P - Patch, CS - Cap Strip

** V-Vacuum, S-Spark, AP-Air Pressure, VI-Visual, I-Impact, AL-Air Lance

CHK'D BY: [signature] SIGNATURE: [signature]

Sheet 161 of 202

NYC Department of Environmental Protection

SEAMING LOG

PROJECT NAME: Pelham Bay Landfill

PROJECT NO 876-HP

DATE	TIME	SEAM NUMBER	SEAM LENGTH	EQUIP. NUMBER	TECH.	TEMP AMB	TEMP SHEET	DEFICIENCIES TYPE	DEFICIENCIES NUMBER	REPAIR METHOD*	REPAIR TEST Y/N	REPAIR TEST TYPE**
11/13		824-838	169	1067	MS							
		838-839	141'	1151	LA							
		839-840	118'	1025	PP							
		839-842	72	1151	LA							
		840-841	50'	1025	PP							
		841-842	50'	1025	PP							
		840 842	70'	1151	LA							
		838-184	16'	1025	PP							
		839-184	18'	1151	LA							
		839 207	15'	1151	LA							
		842-767	17'	1151	LA							
		841-766	EXT	1025	PP							
		840-765	EXT	1025	PP							
		839-764	EXT	10255	PP							
		838-763	9'	1067	MS							

COMMENTS:

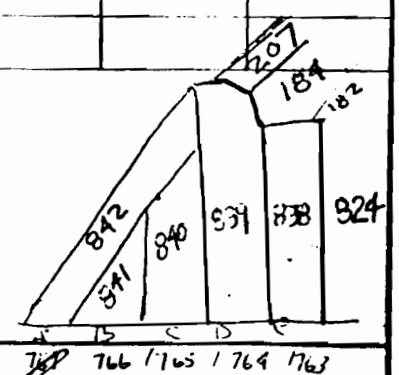

* B - Bead, P - Patch, CS - Cap Strip

** V-Vacuum, S-Spark, AP-Air Pressure, VI-Visual, I-Impact, AL-Air Lance

CHK'D BY: [signature]

SIGNATURE: [signature]

smm\92c4057\consform\SEAMLOG.XLS

NYC Department of Environmental Protection

SEAMING LOG

PROJECT NAME: Pelham Bay Landfill

PROJECT NO.: 876-HP

DATE	TIME	SEAM NUMBER	SEAM LENGTH	EQUIP. NUMBER	TECH.	TEMP AMB	TEMP SHEET	DEFICIENCIES TYPE	DEFICIENCIES NUMBER	REPAIR METHOD*	REPAIR TEST Y/N	REPAIR TEST TYPE**
11-17		863-864	16'	1067	MS		11/16 8:07					
		847-852	22	1025	FC		8:0[illegible]					
		858-847	16'	1025	FC		11/17 4:22					
		858-857	8'	1025	FC		4:27					
		859-857	22	1151	LA		4:36					
		860-857	22	1067	MS		4:43					
		861-857	22	1025	FC		11/16 7:42					
		862-857	22	1151	LA		7:51					
		863-857	22	1067	MS		8:03					
		864-857	20	1151	LA		8:08					

COMMENTS

187
779
1165
213"

* B - Bead, P - Patch, CS - Cap Strip

** V-Vacuum, S-Spark, AP-Air Pressure, VI-Visual, I-Impact, AL-Air Lance

CHK'D BY: [signature]

SIGNATURE: [signature]

NYC Department of Environmental Protection

SEAMING LOG

PROJECT NAME: Pelham Bay Landfill

PROJECT NO.: 876-HP

DATE	TIME	SEAM NUMBER	SEAM LENGTH	EQUIP. NUMBER	TECH.	TEMP AMB	TEMP SHEET	DEFICIENCIES TYPE	DEFICIENCIES NUMBER	REPAIR METHOD*	REPAIR TEST Y/N	REPAIR TEST TYPE**
11-17		478-843	92'	1067	MS					10:27 ✓		
		843-844	125	1025	FC	* DEST	LOC			11:29 ✓		
		844-845	127	1151	LA					11:22 ✓		
		845-846	125	1067	MS					11:35 ✓		
		847-848	23'	1025	FC					12:54 ✓		
		846-848	118	1067	MS					12:55 ✓		
		848-849	90	1067	MS					1:44 ✓		
		849-850	93'	1151	LA					1:55 ✓		
		850-851	105	1025	FC					2:04 ✓		
		847-850	22	1025	FC					12:59 ✓		
		848-850	13'	1067	MS					1:46 ✓		
		847-851	22'	1025	FC					2:03 ✓		
		851-852	107'	1067	MS					2:35 ✓		
		852-853	106	1151	LA					2:51		

COMMENTS

1168

UP 4

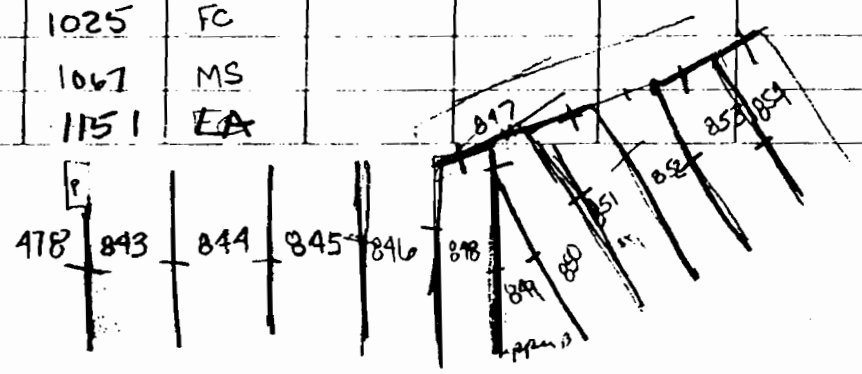

* B - Bead, P - Patch, CS - Cap Strip

** V-Vacuum, S-Spark, AP-Air Pressure, VI-Visual, I-Impact, AL-Air Lance

CHK'D BY: [signature]

SIGNATURE: [signature]

NYC Department of Environmental Protection

SEAMING LOG

PROJECT NAME: Pelham Bay Landfill

PROJECT NO.: 876-HP

DATE	TIME	SEAM NUMBER	SEAM LENGTH	EQUIP. NUMBER	TECH.	TEMP AMB	TEMP SHEET	DEFICIENCIES TYPE	DEFICIENCIES NUMBER	REPAIR METHOD*	REPAIR TEST Y/N	REPAIR TEST TYPE**
11-17		853-854	99'	1025	FC	3:01						
		853-847	22'	1151	LA	2:49 ✓						
		852-847	22'	1067	MS	2:49 ✓						
		854-847	22'	1025	FC	3:02						
		854-855	97'	1151	LA	3:37 ✓						
		855-856	91	1067	MS	3:45 ✓						
		855-847	22	1151	LA	3:40 ✓						
		856-847	22	1067	MS	3:46 ✓						
		856-858	85	1025	FC	4:23 ✓						
		858-859	75'	1151	LA	4:35 ✓						
		859-860	73	1067	MS	4:44 ✓						
		860-861	63'	1025	FC	11/18 [illegible]						
		861-862	51	1151	LA	[illegible]						
		862-863	35	1067	MS	8:04						

COMMENTS

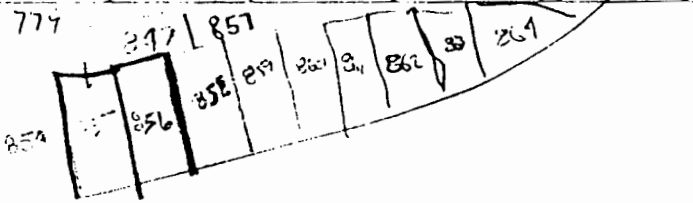

* B - Bead, P - Patch, CS - Cap Strip

** V-Vacuum, S-Spark, AP-Air Pressure, VI-Visual, I-Impact, AL-Air Lance

CHK'D BY: [signature]

SIGNATURE: [signature]

smm\92c[illegible]\SEAMLOG.XLS

Sheet 165 of 202

NYC Department of Environmental Protection — SEAMING LOG

PROJECT NAME: Pelham Bay Landfill — PROJECT NO.: 876 HP

DATE	TIME	SEAM NUMBER	SEAM LENGTH	EQUIP. NUMBER	TECH	TEMP AMB	TEMP SHEET	DEFICIENCIES TYPE	DEFICIENCIES NUMBER	REPAIR METHOD*	REPAIR TEST Y/N	REPAIR TEST TYPE**
11-18-95		857/865	157	1025	FC	43°	42°					
		847/865	168	↓	FC			P	1	P	Y	V
		865/867	309	↓	FC							
		865/866	40	1162	ANDREW							
	2:00	866/868	56	1162	ANDREW							
		867/869	259	1025	FC							
		869/871	219	1025	FC							
		868/870	109	1162	ANDREW							
	3:45	871/872	200	1025	FC			P	1	P	Y	V
		870/873	138	1151	LA							
		867/866	22	1067	MS							
		869/868	22	1067	MS							
		871/870	22	1162	ANDREW							
		872/873	22	1151	LA							
COMMENTS		867/868	40	1067	MS							
		869/870	33	1162	ANDREW							
		871/873	10	1151	LA							

* B - Bead, P - Patch, CS - Cap Strip

** V Vacuum, S-Spark, AP-Air Pressure, VI Visual, I-Impact, AL Air Lance

CHK'D BY: [signature] SIGNATURE: [signature]

NYC Department of Environmental Protection

SEAMING LOG

PROJECT NAME: Pelham Bay Landfill

PROJECT NO.: 876-HP

DATE	TIME	SEAM		EQUIP.	TECH.	TEMP		DEFICIENCIES		REPAIR	REPAIR TEST	
		NUMBER	LENGTH	NUMBER		AMB	SHEET	TYPE	NUMBER	METHOD*	Y/N	TYPE**
11/20/95		210/211	169		ZA LS							
		211/212	170		MS							
		212/213	64		FC							
		213/214	22		FC							
		212/214	106		FC							
		213/215	63		MS							
		214/215	104		MS							
		215/216	133		LS							
		874/216			MS							
		876/216			MS							
		877/216			MS							
		875/216			MS							

COMMENTS

* B - Bead, P - Patch, CS - Cap Strip

** V-Vacuum, S-Spark, AP-Air Pressure, VI-Visual, I-Impact, AL-Air Lance

CHK'D BY: [signature]

SIGNATURE: [signature]

19356

Sheet 167 of 202

NYC Department of Environmental Protection

SEAMING LOG

PROJECT NAME: Pelham Bay Landfill

PROJECT NO.: 876-HP

DATE	TIME	SEAM NUMBER	SEAM LENGTH	EQUIP. NUMBER	TECH.	TEMP AMB	TEMP SHEET	DEFICIENCIES TYPE	DEFICIENCIES NUMBER	REPAIR METHOD*	REPAIR TEST Y/N	REPAIR TEST TYPE**
11-21		872-879	207	1151	LA		2:55 ✓ 3:15 ✓					
		878-879	22	1162	FC		3:26 ✓					
		873-878	172'		MS		325 ✓					
		873-879	36'	1162	FC		3:16 ✓ 3:27 ✓					
		874-879	8'	1151	LA		1:58 ✓					
		879-216	24'	1151	LA		1:57 ✓					
		881-882	48'	1162	FC		3:35 ✓					
		881-215	22'	1151	LA		2:03 ✓					
		879-881	253	1151	LA		2:04 ✓ 2:50 ✓					
		881-883	160	1162	FC		3:06 ✓					
		878-880	115		MS		3:37 ✓					
		881-884	40'	1162	FC		3:05 ✓					
		883-884	22'	1162	FC		3:07 ✓					
				215	216							

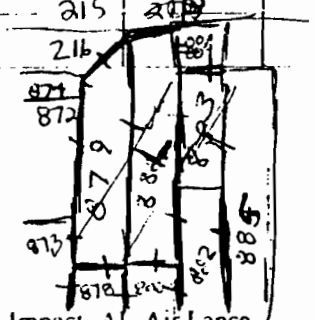

COMMENTS

* B - Bead, P - Patch, CS - Cap Strip

** V-Vacuum, S-Spark, AP-Air Pressure, VI-Visual, I-Impact, AL-Air Lance

CHK'D BY: [signature]

SIGNATURE: P. Marks

NYC Department of Environmental Protection

SEAMING LOG

PROJECT NAME: Pelham Bay Landfill

PROJECT NO.: 876-HP

DATE	TIME	SEAM		EQUIP.	TECH.	TEMP		DEFICIENCIES		REPAIR	REPAIR TEST	
		NUMBER	LENGTH	NUMBER		AMB	SHEET	TYPE	NUMBER	METHOD*	Y/N	TYPE**
11-21		880-881	22'	1151	LA		3.28 ✓			B		
		880-882	109'	1067	MS		3.46 ✓					
		882-885	145'	1151	LA		3.49					
		883-885	157'	1162	FC		3.51					
		882-883	22'	1067	MS		3.50					

COMMENTS

* B - Bead, P - Patch, CS - Cap Strip

** V-Vacuum, S-Spark, AP-Air Pressure, VI-Visual, I-Impact, AL-Air Lance

CHK'D BY: [signature]

SIGNATURE: [signature]

NYC Department of Environmental Protection

SEAMING LOG

PROJECT NAME: Pelham Bay Landfill

PROJECT NO.: 876-HP

DATE	TIME	SEAM NUMBER	SEAM LENGTH	EQUIP. NUMBER	TECH.	TEMP AMB	TEMP SHEET	DEFICIENCIES TYPE	DEFICIENCIES NUMBER	REPAIR METHOD*	REPAIR TEST Y/N	REPAIR TEST TYPE**
11-22		211-221	22	1067	MS							
		212-223	22	1067	MS							
		217-839	11	1151	LS							
		217-842	8	1151	LS							
		218-842	15	1151	LS							
		886-220	8	1151	LS							
		887-220	21	1151	LS							
		888-220	16	1151	LS							
		888-222	8	1151	LS							
		889-222	10	1151	LS							

COMMENTS

* B - Bead, P - Patch, CS - Cap Strip

** V-Vacuum, S-Spark, AP-Air Pressure, VI-Visual, I-Impact, AL-Air Lance

CHK'D BY: [signature] SIGNATURE: [signature]

NEED AT + SEAM

NYC Department of Environmental Protection

SEAMING LOG

PROJECT NAME: Pelham Bay Landfill

PROJECT NO.: 876-HP

DATE	TIME	SEAM NUMBER	SEAM LENGTH	EQUIP. NUMBER	TECH.	TEMP AMB	TEMP SHEET	DEFICIENCIES TYPE	DEFICIENCIES NUMBER	REPAIR METHOD*	REPAIR TEST Y/N	REPAIR TEST TYPE**
11-22		217-207	118'	1162	SP							
		217-218	58'	1151	LS							
		217-219	70'	1151	LS							
		218-219	22'	1151	LS							
		219-221	32	1067	MS							
		220-221	22	1162	SP							
		219-220	37	1067	MS							
		218-220	61'	1067	MS							
		220-222	47'	1162	SP							
		222-223	22'	1162	SP							
		220-223	8'	1162	SP							
		221-223	33'	1162	SP							
		209-217	22	1067	MS							
		210-219	22	1067	MS							
			584									

COMMENTS

* B - Bead, P - Patch, CS - Cap Strip

** V-Vacuum, S-Spark, AP-Air Pressure, VI-Visual, I-Impact, AL-Air Lance

CHK'D BY: [signature]

SIGNATURE: [signature]

Sheet 171 of 202

NYC Department of Environmental Protection

SEAMING LOG

PROJECT NAME: Pelham Bay Landfill

PROJECT NO.: 876-HP

DATE	TIME	SEAM NUMBER	SEAM LENGTH	EQUIP. NUMBER	TECH.	TEMP AMB	TEMP SHEET	DEFICIENCIES TYPE	DEFICIENCIES NUMBER	REPAIR METHOD*	REPAIR TEST Y/N	REPAIR TEST TYPE**
11-22		842-886	160'	1151	LA		11:18 ✓					
		886-887	169'	1067	MS		11:22					
		887-888	170'	1162	FC		12:57					
		888-890	142	1151	LA		107 54' 105 88'					
		890-891	95'	1067	MS		1:21 ✓					
		889-891	55'	1067	MS		1:25 ✓					
		889-890	55	1151	LA		2:32 ✓					
		891-892	44'	1067	MS		2:24					
		889-892	53'	1067	MS		2:25					
		889-888	25'	1151	LA		2:33					
		886-A	16'	1162	SP		2:04 ✓					
		887-B	19'	1162	SP		1:57 11' 2:03 8'					
		888-C	18'	1162	SP		1:55 ✓					

1:21

COMMENTS

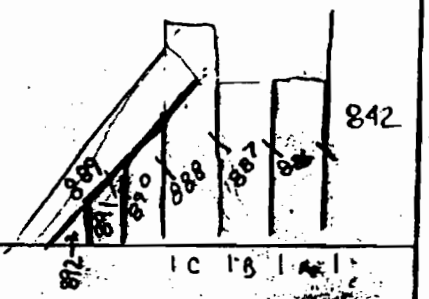

* B - Bead, P - Patch, CS - Cap Strip

** V-Vacuum, S-Spark, AP-Air Pressure, VI-Visual, I-Impact, AL-Air Lance

CHK'D BY: [signature]

SIGNATURE [signature]

smm\92c4087\conform\SEAMLOG.XLS

NYC Department of Environmental Protection

SEAMING LOG

PROJECT NAME: Pelham Bay Landfill

PROJECT NO.: 876-HP

DATE	TIME	SEAM NUMBER	SEAM LENGTH	EQUIP. NUMBER	TECH.	TEMP AMB	TEMP SHEET	DEFICIENCIES TYPE	DEFICIENCIES NUMBER	REPAIR METHOD*	REPAIR TEST Y/N	REPAIR TEST TYPE**
11/24/95	8:40	223/224	41	1067	MS							
	9:00	222/224	34	"	"							
	8:45	224/225	34	1151	LA							
	9:25	214/224	19	"	"							
	10:10	224/889	15	1067	MS							
	10:50	225/889	21	1067	MS							
	10:15	225/215	19	1151	LA							
	11:00	225/893	20	1151	LA							
	11:00	893/889	144	1162	FR							
	12:40	893/894	150	1151	[illegible]							
	12:40	894/895	143	1067	MS							
		896/225	55	1067	MS							
		816/834	24	1067	MS							
		834/834	14	1067	MS							

COMMENTS

783
311
1094 → 3

* B - Bead, P - Patch, CS - Cap Strip

** V-Vacuum, S-Spark, AP-Air Pressure, VI-Visual, I-Impact, AL-Air Lance

CHK'D BY: [signature]

SIGNATURE [signature]

NYC Department of Environmental Protection

SEAMING LOG

PROJECT NAME: Pelham Bay Landfill

PROJECT NO.: 876-HP

DATE	TIME	SEAM NUMBER		SEAM LENGTH	EQUIP. NUMBER	TECH.	TEMP AMB	TEMP SHEET	DEFICIENCIES TYPE	DEFICIENCIES NUMBER	REPAIR METHOD*	REPAIR TEST Y/N	REPAIR TEST TYPE**
FRI 11-24-95		770	898	146	1025	TONY							
		898	899	146	1025	TONY							
		901	899	30	1151	LA							
		900	899	112	1151	LA							
		902	900	112	1151	LA							
		903	902	127	1025	PP							
		905	903	61	1151	LA							
		904	903	94	TONY	TONY							
		901	900	13	1151	LA							
		905	904	13	1025	TONY							
		902	901	30	1151	LA							
		893	903	20	1025	TONY							
		894	905	16	1151	LA							
		894	903	5									

↑ LOSS SEAMS

925

COMMENTS

* B - Bead, P - Patch, CS - Cap Strip

** V-Vacuum, S-Spark, AP-Air Pressure, VI-Visual, I-Impact, AL-Air Lance

CHK'D BY: [signature]

SIGNATURE: Jerry Johnson

NYC Department of Environmental Protection

SEAMING LOG

PROJECT NAME: Pelham Bay Landfill

PROJECT NO.: 876-HP

DATE	TIME	SEAM		EQUIP.	TECH.	TEMP		DEFICIENCIES		REPAIR	REPAIR TEST	
		NUMBER	LENGTH	NUMBER		AMB	SHEET	TYPE	NUMBER	METHOD*	Y/N	TYPE**
11/20		917/835	12	1061	MS							
		837/815	12	1061	MS							
		815/803	12	1061	MS							
		815/796	22	1061	MS							
		811/796	22	1061	MS							
11/25	7:45	875/835	15	1061	MS	32						
	8:10	847/802	13	1061	MS							
	8:15	872/901	18	1162	PP							
	8:50	881/879	18	1151	LA							
	9:05	895/906	27	1162	PP							
	9:30	906/903	36	1151	LA							
	9:40	895/908	11	1162	PP							

192

COMMENTS:

* B - Bead, P - Patch, CS - Cap Strip

** V-Vacuum, S-Spark, AP-Air Pressure, VI-Visual, I-Impact, AL-Air Lance

CHK'D BY: [signature]

SIGNATURE: Paul Mahr

Sheet 175 of 202

NYC Department of Environmental Protection

SEAMING LOG

PROJECT NAME: Pelham Bay Landfill

PROJECT NO.: 876-HP

DATE	TIME	SEAM NUMBER	SEAM LENGTH	EQUIP. NUMBER	TECH.	TEMP AMB	TEMP SHEET	DEFICIENCIES TYPE	DEFICIENCIES NUMBER	REPAIR METHOD*	REPAIR TEST Y/N	REPAIR TEST TYPE**
11/25/95	9:45	908/910	17	1151	LA	33						
	10:00	885/908	12	1162	PP	35						
	10:10	905/906	47	1067	MS	35						
	10:15	906/910	45	~~1151~~ 1151	LA	35						
	10:35	908/909	23	1162	PP	35						
	10:40	906/907	20	1151	LA	35						
	10:40	904/906	54	1067	MS	35						
	10:50	907/910	18	1151	LA	35						
	11:00	910/911	37	1151	LA	35						
	11:00	904/907	37	1067	MS	35						
	11:05	909/910	19	1162	PP	35						
	11:20	909/911	44	1151	LA	35						
	12:45	885/909	107	1067	MS	40						
			480									

COMMENTS:

142
335
1853
2814 → 6

* B - Bead, P - Patch, CS - Cap Strip

** V-Vacuum, S-Spark, AP-Air Pressure, VI-Visual, I-Impact, AL-Air Lance

CHK'D BY: [signature]

SIGNATURE: [signature]

19385

Sheet 176 of 202

NYC Department of Environmental Protection

SEAMING LOG

PROJECT NAME: Pelham Bay Landfill

PROJECT NO.: 876-HP

DATE	TIME	SEAM NUMBER	SEAM LENGTH	EQUIP. NUMBER	TECH.	TEMP AMB	TEMP SHEET	DEFICIENCIES TYPE	DEFICIENCIES NUMBER	REPAIR METHOD*	REPAIR TEST Y/N	REPAIR TEST TYPE**
11/25	1:30	623/912 T	65	1219	AV	≈ 40						
PM	1:30	912/913	364	1162	PP	41						
	1:40	623/912 B	300	1151	LA	41						
	2:00	913/915	38	1067	MS	41						
	2:20	913/916	38	1067	MS	41						
	2:30	914/915	250	1219	AV	41						
	2:35	913/917	39	1067	MS	41						
	3:00	917/916	184	1067	MS	40						
	3:20	915/916	216	1151	LA	40						
		~~914/915~~	~~250~~									
	4:10	914/913	38	1219	AV	40						
	4:10	913/918	38	1067	MS	40						
	4:15	918/919	126	1162	PP	40						
		917/918	151	1162	PP	40						

1853

COMMENTS

51,658 cf

* B - Bead, P - Patch, CS - Cap Strip

** V-Vacuum, S-Spark, AP-Air Pressure, VI-Visual, I-Impact, AL-Air Lance

CHK'D BY: [signature] SIGNATURE: Paul Marks

smm92c4087\constform\SEAMLOG.XLS

NYC Department of Environmental Protection

SEAMING LOG

PROJECT NAME Pelham Bay Landfill

PROJECT NO.: 876-HP

DATE	TIME	SEAM NUMBER	SEAM LENGTH	EQUIP. NUMBER	TECH.	TEMP AMB	TEMP SHEET	DEFICIENCIES TYPE	DEFICIENCIES NUMBER	REPAIR METHOD*	REPAIR TEST Y/N	REPAIR TEST TYPE**
4/25	420	920/921	58	1151	LA	40						
	432	913/914	28	1067	MS	40						
	440	914/866 366	22	1219	AV	39						
	442	919/920	31	1151	LA	39						
	445	920/913	38	1067	MS	39						
	440	913/868 339	22	1219	AV	39						
	455	921/922	24	1162	PP	39						
	500	913/921	38	1067	MS	39						
	504	913/922	6	1162	PP	38						
			339									

COMMENTS

* B - Bead, P - Patch, CS - Cap Strip

** V-Vacuum, S-Spark, AP-Air Pressure, VI-Visual, I-Impact, AL-Air Lance

CHK'D BY: [signature]

SIGNATURE: Paul Marks

923-

NYC Department of Environmental Protection **SEAMING LOG**

PROJECT NAME: Pelham Bay Landfill PROJECT NO.: 876-HP

DATE	TIME	SEAM NUMBER	SEAM LENGTH	EQUIP. NUMBER	TECH.	TEMP AMB	TEMP SHEET	DEFICIENCIES TYPE	DEFICIENCIES NUMBER	REPAIR METHOD*	REPAIR TEST Y/N	REPAIR TEST TYPE**
11/27	8:30	898/923	20	1219	AV	48	10:20					
(?)	8:45	923/774	54	1151	LA ✓	48	(?) 10:35					
	8:55	923/924	59	1162	PP	48	10:35					
	9:05	899/924	20	1219	AV	48	10:25					
	9:30	900/925	20	1219	AV	48	10:35					
	9:25	925/926	50	1162	PP	48	10:35					
		926/927	36 ✓	1162	PP	50	10:51					
		902/926	22 ✓	1219	AV	50	10:40					
	10:35	907/903	21 ✓	1219	AV	50	10:50					
	10:05	909/928	303	1151	LA	51	R - 1:10 298 12:50					
	10:10	928/914	275	1067	MS ✓		98 - 1:21 R - 1:20					
	11:35	929/870 873	20	1219	AV	51	11:45 11:51 ✓					
		903/927	22 ✓	1219	AV		10:50					
		924-925	48	1151	LA		10:25					

COMMENTS: 970

* B - Bead, P - Patch, CS - Cap Strip

** V-Vacuum, S-Spark, AP-Air Pressure, VI-Visual, I-Impact, AL-Air Lance

CHK'D BY: [signature] SIGNATURE: PM

774

NYC Department of Environmental Protection — **SEAMING LOG**

PROJECT NAME: Pelham Bay Landfill — PROJECT NO.: 876-HP

DATE	TIME	SEAM NUMBER	SEAM LENGTH	EQUIP. NUMBER	TECH.	TEMP AMB	TEMP SHEET	DEFICIENCIES TYPE	DEFICIENCIES NUMBER	REPAIR METHOD*	REPAIR TEST Y/N	REPAIR TEST TYPE**
11-27		928-913	32'	1219	AV ✓	11:25 ✓						
		930-878	10'	1219	AV	1:01						
		930-878	9'	1219	AV	1:05						
		931-878	10'	1219	AV	1:26						
		931-880	9	1219	AV	1:25						
		929-930	301'	1162	PP ✓	2:28						
		930-931	306'	1151	LA ✓	3:09						
		931-932	309'	1067	MS	3:33-2B 3 BS R						
		932-933	307	1219	AV ✓	3 S - R 3:19-52						
		933-934	317'	1162	PP	8:09 30' 801 - R						
			1612									

COMMENTS

* B - Bead, P - Patch, CS - Cap Strip

** V-Vacuum, S-Spark, AP-Air Pressure, VI-Visual, I-Impact, AL-Air Lance

CHK'D BY: _____ SIGNATURE: _____

NYC Department of Environmental Protection

SEAMING LOG

PROJECT NAME: Pelham Bay Landfill

PROJECT NO.: 876-HP

DATE	TIME	SEAM		EQUIP.	TECH.	TEMP		DEFICIENCIES		REPAIR	REPAIR TEST	
TUES		NUMBER	LENGTH	NUMBER		AMB	SHEET	TYPE	NUMBER	METHOD*	Y/N	TYPE**
11-28-95		934/935	34 ✓	1151	LA							
		934/936	46	1151	LA							
		934/937	48	1067	MS							
		934/938	49	1067	MS							
		934/939	50	1067	MS							
		934/940	48	1067	MS							
		934/941	26	1219	LA							
		941/940	26	1067	MS							
		940/939	72	1219	AV							
		939/938	128	1162	PP							
		938/937	167	1162	PP			P		P	Y	V
		937/936	208	1151	LA							
		936/935	259	1162	PP			P		P	Y	V

COMMENTS: TOTAL 1161 LF.

* B - Bead, P - Patch, CS - Cap Strip

** V-Vacuum, S-Spark, AP-Air Pressure, VI-Visual, I-Impact, AL-Air Lance

CHK'D BY: [signature]

SIGNATURE: Jerry Jakobsen

NYC Department of Environmental Protection

SEAMING LOG

PROJECT NAME: Pelham Bay Landfill

PROJECT NO.: 876-HP

DATE THUR	TIME	SEAM NUMBER	SEAM LENGTH	EQUIP NUMBER	TECH.	TEMP AMB	TEMP SHEET	DEFICIENCIES TYPE	DEFICIENCIES NUMBER	REPAIR METHOD*	REPAIR TEST Y/N	REPAIR TEST TYPE**
11-4-04		943/623	22	1151	LA							
		943/912	20	1067	MS							
		944/943	27	1162	PP							
	PM	944/912	11	1162	PP							
		944/913	20	1067	MS							
		945/944	31	1151	LA							
		945/922	11	1067	MS							
		946/945	14	1151	LA							
		947/946	24	1162	PP							
		947/945	11	1162	PP							
		947/924	10	1067	MS							
	*	947/Patch	10	1067	MS							
		Patch/924	3	1067	MS							
V		945/947	41	1151	LA							

260

COMMENTS:

* B - Bead, P - Patch, CS - Cap Strip

** V-Vacuum, S-Spark, AP-Air Pressure, VI-Visual, I-Impact, AL-Air Lance

CHK'D BY: [signature]

SIGNATURE: [signature]

NYC Department of Environmental Protection

SEAMING LOG

PROJECT NAME: Pelham Bay Landfill 920

PROJECT NO.: 876-HP

DATE	TIME	SEAM		EQUIP.	TECH.	TEMP		DEFICIENCIES		REPAIR	REPAIR TEST	
		NUMBER	LENGTH	NUMBER		AMB	SHEET	TYPE	NUMBER	METHOD*	Y/N	TYPE**
11-30 THUR		948/920	21'	1067	MS							
		949/948	44	1162	PP			FISH MOUTH	1	B	Y	V
		949/919	20	1067	MS							
		950/949	18	1151	LA							
	950	950/918	21	1067	MS							
		951/950	36	1151	LA							
		951/PATCH	18	1151	LA							
		PAT/950	2	1151	LA							
		PAT/917	18	1067	MS							
			230									

COMMENTS:

SEE PAGE FOR LOCATION SKETCH

* B - Bead, P - Patch, CS - Cap Strip

** V-Vacuum, S-Spark, AP-Air Pressure, VI-Visual, I-Impact, AL-Air Lance

CHK'D BY: [signature] SIGNATURE: [signature]

Sheet 183 of 202

NYC Department of Environmental Protection

SEAMING LOG

PROJECT NAME: Pelham Bay Landfill

PROJECT NO.: 876-HP

DATE	TIME	SEAM NUMBER	SEAM LENGTH	EQUIP. NUMBER	TECH.	TEMP AMB	TEMP SHEET	DEFICIENCIES TYPE	DEFICIENCIES NUMBER	REPAIR METHOD*	REPAIR TEST Y/N	REPAIR TEST TYPE**
12-1	AM	935-952	288' < 167' 121'	1162 1151	PP-Top LA Bottom			11:00 22' 10:59 135' 10:57V 121'	✓	P	Y	V
	↓	952-953	291 < 167' 124	1219 1067	AV-Top MS Bottom			10:59 78' 10:56 89' 10:40 124	✓	P	Y	V
		953-954	296 < 156 140	1162 1151	PP-Top ~~MS~~-Bot			12:47 156' 1:02 64' 1:03 76'	✓	P	Y	V
		954-955	292 < 142' 150'	1219 1067	AV-Top MS-Bott			1251 142' 12:50 150	✓	P	Y	V
	PM	955-956	296'	1151	LA			2:22 226 1:13 20	✓			
		956-957	258'	1067	MS			2:31 - E	✓			
		957-958	252'	1219	AV			2:37 - E	✓			
		x954-917	20'	1162	PP			2:13 - E	✓			
		x955-907	20'	1162	PP			2:12 - E	✓			
		958-959	243	1162	PP			3:40 22' 3:39 54 2:59 167	✓			
		x956-904	20	1151	LA			2:46 - E	✓			
		x957-927	15'	1067	MS			2:41 - E	✓			
		959-960	245'	1219	AV			3:45 - 245	✓			
		960-961	237	1151	LA			ND 86 3:50 - 134 3:11 - 15				

COMMENTS

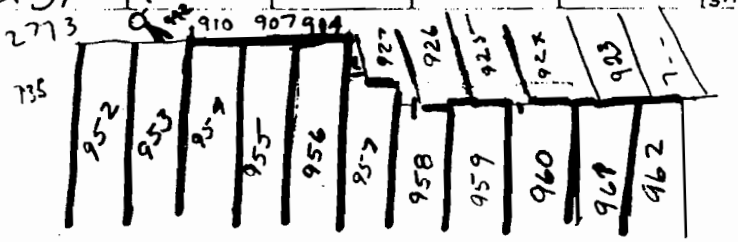

* B - Bead, P - Patch, CS - Cap Strip

** V-Vacuum, S-Spark, AP-Air Pressure, VI-Visual, I-Impact, AL-Air Lance

CHK'D BY: [signature]

SIGNATURE: Paul Munk

NYC Department of Environmental Protection

SEAMING LOG

PROJECT NAME: Pelham Bay Landfill

PROJECT NO.: 876-HP

DATE	TIME	SEAM NUMBER	SEAM LENGTH	EQUIP. NUMBER	TECH.	TEMP AMB	TEMP SHEET	DEFICIENCIES TYPE	DEFICIENCIES NUMBER	REPAIR METHOD*	REPAIR TEST Y/N	REPAIR TEST TYPE**
12-1		961-962	238'	118 TOP 1162 120 BOT 1067	PP MS					P in middle	Y	V
		962-7..	10'		PP							
		962-923	9'		PP							
		961-925	11'									
		961-924	9'									
		960-924	6'									
		959-925	13									
		959-926	7'			8:10						
		958-926	13'		AV	8:10						
		[illegible]	316									

COMMENTS

* 960-925	B, P Late	B, P	Y	V
958-927	B, P Late	B, P	Y	V
953-942	8' B JVT	B	Y	V

* B - Bead, P - Patch, CS - Cap Strip

** V-Vacuum, S Spark, AP-Air Pressure, VI-Visual, I-Impact, AL-Air Lance

CHK'D BY: [signature]

SIGNATURE: [signature]

NYC Department of Environmental Protection

SEAMING LOG

PROJECT NAME: Pelham Bay Landfill

PROJECT NO.: 876-HP

DATE	TIME	SEAM NUMBER	SEAM LENGTH	EQUIP. NUMBER	TECH.	TEMP AMB	TEMP SHEET	DEFICIENCIES TYPE	DEFICIENCIES NUMBER	REPAIR METHOD*	REPAIR TEST Y/N	REPAIR TEST TYPE**
12/4	AM	952-909	7'	1162	PP							
		952-911	12'	1162	PP							
12/4	AM	963/962	217	1667	MK							
		963/744	10	1219	AV							
		963/773	9	1219	AV							
		964/963	205	1151	LA							
		964/773	12	1219	AV							
		964/772	8	1219	AV							
		971/965	20	1162	PP							
		971/964	21	1162	PP							
		971/965	18	1162	PP							
		965/964	199	1162	PP							
		965/772	13	1219	AV							

COMMENTS:

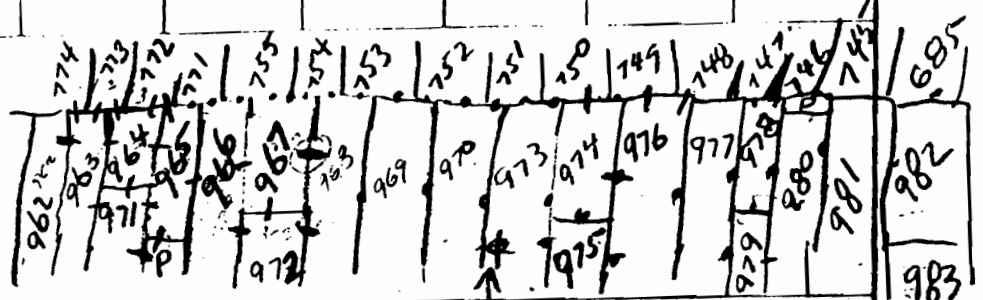

* B - Bead, P - Patch, CS - Cap Strip

** V-Vacuum, S-Spark, AP-Air Pressure, VI-Visual, I-Impact, AL-Air Lance

CHK'D BY

SIGNATURE

NYC Department of Environmental Protection

SEAMING LOG

PROJECT NAME: Pelham Bay Landfill

PROJECT NO.: 876-HP

DATE Mon	TIME	SEAM NUMBER	SEAM LENGTH	EQUIP. NUMBER	TECH.	TEMP AMB	TEMP SHEET	DEFICIENCIES TYPE	DEFICIENCIES NUMBER	REPAIR METHOD*	REPAIR TEST Y/N	REPAIR TEST TYPE**
12-4-95		965/966	215	1067	MK							
	"	967/972	21	1151	LA							
	"	966/972	21	1151	LA							
	"	965/972	20	1151	LA							
	"	966/967	202	1162	PP							
		967/968	191	1011	SO							
		963/969	203	1067	MS							
		965/P	19	1162	PP							
		P/971	2'	?	?							
		P/966										
12-4-95		965/771	6	1219	AV							
		966/771	9	1219	AV							
		966/755	6	1219	AV							
		967/755	12	1219	AV							

COMMENTS: 952

MS

* B - Bead, P - Patch, CS - Cap Strip

** V-Vacuum, S-Spark, AP-Air Pressure, VI-Visual, I-Impact, AL-Air Lance

CHK'D BY: [signature]

SIGNATURE: Jerry Jakobsen

NYC Department of Environmental Protection

SEAMING LOG

PROJECT NAME: Pelham Bay Landfill

PROJECT NO.: 876-HP

DATE MON	TIME	SEAM NUMBER	SEAM LENGTH	EQUIP. NUMBER	TECH.	TEMP AMB	TEMP SHEET	DEFICIENCIES TYPE	DEFICIENCIES NUMBER	REPAIR METHOD*	REPAIR TEST Y/N	REPAIR TEST TYPE**
12-4-95		967/754c	6	1219	AV							
		968/754c	12	1219	AV							
		968/753c	6	1219	AV							
		969/968	208	1067	MS							
		969/753c	14	1219	AV							
		969/752c	4	1219	AV							
		970/969	200	1151	LA							
		970/752c	16	1219	AV							
		~~970/751c~~	USE	BEAD								
		973/970	202	1219	AV							
		973/951	14	1219	AV							
		973/750	USE	BEAD								
		974/973	168	1162	PP							
		974/750	16	1162	PP							

COMMENTS:

* B - Bead, P - Patch, CS - Cap Strip

** V-Vacuum, S-Spark, AP-Air Pressure, VI-Visual, I-Impact, AL-Air Lance

CHK'D BY: [signature]

SIGNATURE: Jerry Johobsen

NYC Department of Environmental Protection

SEAMING LOG

PROJECT NAME: Pelham Bay Landfill

PROJECT NO.: 876-HP

DATE MDW	TIME	SEAM NUMBER	SEAM LENGTH	EQUIP. NUMBER	TECH.	TEMP AMB	TEMP SHEET	DEFICIENCIES TYPE	DEFICIENCIES NUMBER	REPAIR METHOD*	REPAIR TEST Y/N	REPAIR TEST TYPE**
12-4-95	PM	974/749	3	1067	MS							
		975/973	22	1162	PP							
		975/974	19	1162	PP							
		976/975	16	1067	MS							
		976/974	17	1067	MS							
		976/949	16	1067	MS							
		976/748	3	1067	MS							
		977/976	184	1011	SD							
		977/748	16	1067	MS							
		977/747	2	1067	MS							
		978/977	175	1151	LA							
		978/747	17	1151	LA							
		979/978	20	1151	LA							
		979/977	6	1151	LA							

COMMENTS:

* B - Bead, P - Patch, CS - Cap Strip

** V-Vacuum, S-Spark, AP-Air Pressure, VI-Visual, I-Impact, AL-Air Lance

CHK'D BY: [signature]

SIGNATURE: [signature]

NYC Department of Environmental Protection

SEAMING LOG

PROJECT NAME: Pelham Bay Landfill

PROJECT NO.: 876-HP

DATE Mon	TIME	SEAM NUMBER	SEAM LENGTH	EQUIP. NUMBER	TECH.	TEMP AMB	TEMP SHEET	DEFICIENCIES TYPE	DEFICIENCIES NUMBER	REPAIR METHOD*	REPAIR TEST Y/N	REPAIR TEST TYPE**
12-4-95		980/979	5	1219	AV							
		980/978	167	1219	AV							
		980/PATCH	20	1219	AV							
		P/746	17	1219	AV							
		981/980	172	1162	PP							
		981/745	17	1162	PP							
		982/981	157	1151	LA							
		982/685	16	1162	PP							
		983/981	11	1151	LA							
		983/982	20	1151	LA							

COMMENTS

* B - Bead, P - Patch, CS - Cap Strip

** V-Vacuum, S-Spark, AP-Air Pressure, VI-Visual, I-Impact, AL-Air Lance

CHK'D BY: [signature] SIGNATURE: Jerry Johnson

NYC Department of Environmental Protection

SEAMING LOG

PROJECT NAME: Pelham Bay Landfill

PROJECT NO.: 876-HP

DATE	TIME	SEAM		EQUIP.	TECH.	TEMP		DEFICIENCIES		REPAIR	REPAIR TEST	
TUES		NUMBER	LENGTH	NUMBER		AMB	SHEET	TYPE	NUMBER	METHOD*	Y/N	TYPE**
12-5-95	8:40	984/983	7	1151	LA							
	AM	987/982	153	1151	LA							
		984/684	19	1151	LA							
		985/984	162	1162	PP			B	1	B	Y	V
		985/683	20	1162	PP							
		986/985	160	1101	SD							
		986/682	20	1011	SD							
		987/986	160	1219	AV							
	10:38	987/681	7	1219	AV			P	1	P	Y	V
		988/987	146	1067	MS							
	10 35	988/680	19	1067	MS							
		989/988	143	1151	LA							
		989/679	20	1151	LA							
	AM	990/989	143	1101	SD							

COMMENTS

1189 LF

685	684	683	682	681	680	679	678	677 PATCH
982	984	985	986	987	988	989	990	991
983		TERMIN.			MH. TRENCH.			C

* B - Bead, P - Patch, CS - Cap Strip

** V-Vacuum, S-Spark, AP-Air Pressure, VI-Visual, I-Impact, AL-Air Lance

CHK'D BY

SIGNATURE

Sheet 191 of 202

NYC Department of Environmental Protection — **SEAMING LOG**

PROJECT NAME: Pelham Bay Landfill — PROJECT NO.: 876-HP

DATE TUES	TIME	SEAM NUMBER	SEAM LENGTH	EQUIP. NUMBER	TECH.	TEMP AMB	TEMP SHEET	DEFICIENCIES TYPE	DEFICIENCIES NUMBER	REPAIR METHOD*	REPAIR TEST Y/N	REPAIR TEST TYPE**
12-5-95		990/678	20	1011	SO							
	AM	991/990	132	1067	MS			B		B	Y	V
		991/PATCH	20	1067	MS							
	AM	P/677	21	1067	MS							
		P/~~678~~ 990	~~10~~									
		P/~~676~~ 992										
	AM	992/991	128	1151	LA							
	PM	992/676	19	1151	LA							
		993/992	128	1162	PP							
		993/675	18	1162	PP							
		994/993	123	1219	AV							
		994/674	18	1219	AV							
		995/994	122	1011	SO							
		995/673	18	1011	SO							

COMMENTS

767 LF

681	679	677 PATCH	676	675	674	673	672
989	990	991	992	993	994	995	996

* B - Bead P - Patch, CS - Cap Strip

** V-Vacuum, S-Spark, AP-Air Pressure, VI-Visual, I-Impact, AL-Air Lance

CHK'D BY: [signature] SIGNATURE: Jerry Jakobsen

smm\92c4087\condform SEAMLOG.XLS

NYC Department of Environmental Protection

SEAMING LOG

PROJECT NAME: Pelham Bay Landfill

PROJECT NO.: 876-HP

DATE TUES	TIME	SEAM NUMBER	SEAM LENGTH	EQUIP. NUMBER	TECH.	TEMP AMB	TEMP SHEET	DEFICIENCIES TYPE	DEFICIENCIES NUMBER	REPAIR METHOD*	REPAIR TEST Y/N	REPAIR TEST TYPE**
12-5-95	PM	996/995	115	1067	MS							
		996/672	17	1067	MS							
		997/996	112	1151	LA							
		997/671	18	1151	LA							
		998/997	116	1162	PP							
		998/670	15	1162	PP							
		999/998	111	1011	SO							
		999/669	16	1219	AV							
		1000/999	112	1151	LA							
		1000/668	13	1151	LA							
		1001/1000	110	1067	MS							
		1001/576	20	1011	SO							

COMMENTS: 775 LF

673	672	671	670	669	668	576	SB2	V581
995	996	997	998	999	1000	1001		

* B - Bead, P - Patch, CS - Cap Strip

** V-Vacuum, S-Spark, AP-Air Pressure, VI-Visual, I-Impact, AL-Air Lance

CHK'D BY: [signature]

SIGNATURE: [signature]

Sheet 193 of 302

NYC Department of Environmental Protection — **SEAMING LOG**

PROJECT NAME: Pelham Bay Landfill — PROJECT NO.: 876-HP

DATE	TIME	SEAM		EQUIP.	TECH.	TEMP		DEFICIENCIES		REPAIR	REPAIR TEST	
WED		NUMBER	LENGTH	NUMBER		AMB	SHEET	TYPE	NUMBER	METHOD*	Y/N	TYPE**
12-6-95	3:30	1011/951	39	1151	LH							
	PM	1011/P	9	1151	LA							
		1011/917	6	1151	LA							
		1011/916	19	1151	LA							
		1012/914	63	1151	PP							
		1012/915	19	1162	PP							

COMMENTS:

155

SEE POINT C

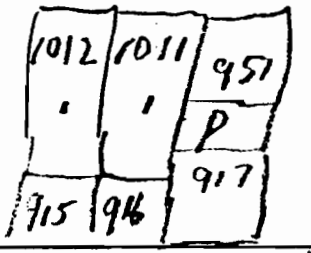

EDGE OF CAP

* B - Bead P - Patch, CS - Cap Strip

** V-Vacuum, S-Spark, AP-Air Pressure, VI-Visual, I-Impact, AL-Air Lance

CHK'D BY: [signature] SIGNATURE: [signature]

SEAMING LOG

NYC Department of Environmental Protection

PROJECT NAME: Pelham Bay Landfill

PROJECT NO.: 876-HP

DATE WED	TIME	SEAM NUMBER	SEAM LENGTH	EQUIP. NUMBER	TECH.	TEMP AMB	TEMP SHEET	DEFICIENCIES TYPE	DEFICIENCIES NUMBER	REPAIR METHOD*	REPAIR TEST Y/N	REPAIR TEST TYPE**
12-6-95		1002/1001	111	1219	AV							
		1002/756	4	1162	PP							
		1002/582	8	1162	PP							
		1002/581	7	1162	PP							
		1003/1002	107	1162	PP							
		1003/581	16	1162	PP							
		1004/1003	99	1151	LA							
		1004/580	16	1151	LA							
		1005/1004	112	1067	MS							
		1005/579	20	1067	MS							
		1006/1005	105	1151	LA							
		1006/578	18	1151	LA							
		1007/1006	116	1162	PP							
		1007/558	22	1151	LA							

COMMENTS:

761

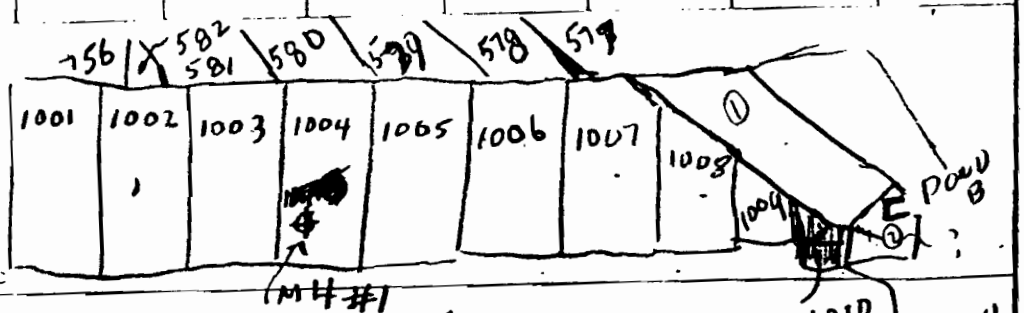

* B - Bead, P - Patch, CS - Cap Strip

** V-Vacuum, S-Spark, AP-Air Pressure, VI-Visual, I-Impact, AL-Air Lance

CHK'D BY: [signature]

SIGNATURE: Jerry Johnson

mm\92c4087\...\SEAMLOG.XLS

Sheet 195 of 202

SEAMING LOG

NYC Department of Environmental Protection

PROJECT NAME: Pelham Bay Landfill

PROJECT NO.: 876-HP

DATE WED	TIME	SEAM NUMBER	SEAM LENGTH	EQUIP. NUMBER	TECH.	TEMP AMB	TEMP SHEET	DEFICIENCIES TYPE	DEFICIENCIES NUMBER	REPAIR METHOD*	REPAIR TEST Y/N	REPAIR TEST TYPE**
12-6-95		1007/577	~~[illegible]~~ EAP	~~1151~~	~~LA~~							
		1008/1007	96	1219	AV							
		1008/558	32	1219	AV							
		1009/1008	59	1162	PP							
		1009/558	31	1067	MS							
		1010/1009	31	1067	MS							
		1010/558	21	1067	MS							
		1010/1	9	1067	MS							
		1010/P	11	1067	MS							
		P/1	11	1067	MS							
			301									

COMMENTS

1012	1011	951
		P
915	916	917

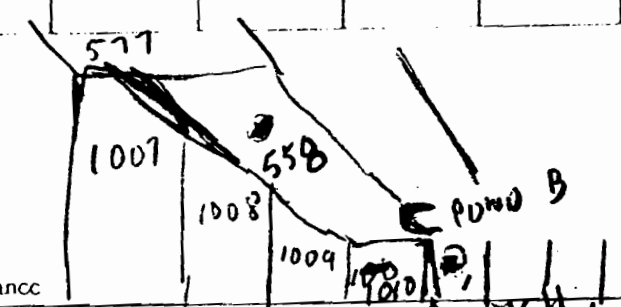

* B-Bead, P-Patch, CS-Cap Strip

** V-Vacuum, S-Spark, AP-Air Pressure, VI-Visual, I-Impact, AL-Air Lance

CHK'D BY: [signature]

SIGNATURE: Jerry Jakobson

NYC Department of Environmental Protection — **SEAMING LOG**

PROJECT NAME: Pelham Bay Landfill — PROJECT NO.: 876-HP

DATE THUR	TIME	SEAM NUMBER	SEAM LENGTH	EQUIP. NUMBER	TECH.	TEMP AMB	TEMP SHEET	DEFICIENCIES TYPE	DEFICIENCIES NUMBER	REPAIR METHOD*	REPAIR TEST Y/N	REPAIR TEST TYPE**
12-7-95	8:00	1013/1012	62	1151	LA							
		1013/914	19	1162	PP							
		1014/1013	20	1067	MS							
		1014/914	7	1067	MS							
		1014/928	20	1067	MS							
		1015/1013	16	1151	LA							
		1015/1016										
	1015/1014	1015/[illegible]	6	1151	LA							
	[illegible]0/1013	1016/1013	26	1151	LA							
		1016/1015	19	1151	LA							
	1017/929	[illegible]	14	1067	MS							
		1017/1014	29	1151	LA							
		1017/1015	17	1151	LA							
		1017/1016	26	1151	LA							

COMMENTS

281

Compact 93.1% 14.2% moist

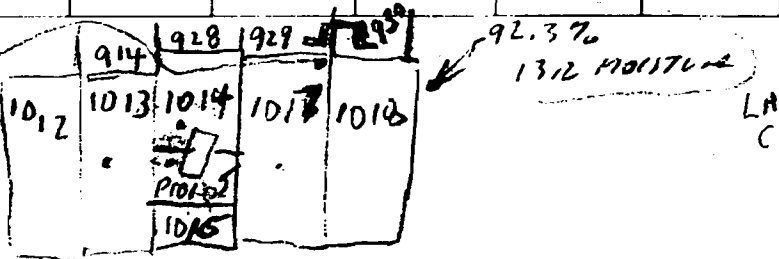

92.3% 13.2 moisture

LARRY CAVANAGH.

* B - Bead, P - Patch, CS - Cap Strip

** V-Vacuum, S-Spark, AP-Air Pressure, VI-Visual, I-Impact, AL-Air Lance

CHK'D BY [signature] SIGNATURE: [signature]

Sheet 197 of 202

NYC Department of Environmental Protection

SEAMING LOG

PROJECT NAME: Pelham Bay Landfill

PROJECT NO.: 876-HP

DATE THUR	TIME	SEAM NUMBER	SEAM LENGTH	EQUIP. NUMBER	TECH.	TEMP AMB	TEMP SHEET	DEFICIENCIES TYPE	DEFICIENCIES NUMBER	REPAIR METHOD*	REPAIR TEST Y/N	REPAIR TEST TYPE**
12-7-95	PM	1018/1017	65	1067	MS							
		1018/930	9	1151	LA							
		1019/1018	63	1151	LA							
		1019/931	19	1131	LA							
		1020/1019	58	1131	LA							
		1020/932	18	1131	LA							
		1021/1020	33	1131	LA							
		1021/933	18	1131	LA							
		1021/1020										

COMMENTS

283

	930	931	932	9331
1017	1018	1019	1020	1021

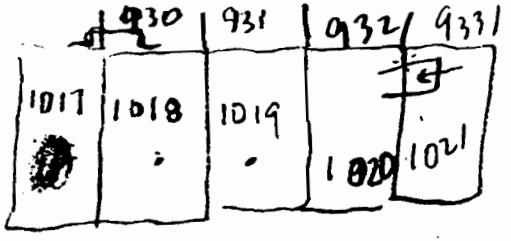

* B Bead, P Patch, CS Cap Strip

** V-Vacuum, S Spark, AP-Air Pressure, VI-Visual, I-Impact, AL-Air Lance

CHK'D BY: [signature]

SIGNATURE: [signature]

mm\92c40X[illegible]\SEAMLOG.XLS

NYC Department of Environmental Protection

SEAMING LOG

PROJECT NAME: Pelham Bay Landfill

PROJECT NO.: 876-HP

DATE	TIME	SEAM NUMBER	SEAM LENGTH	EQUIP. NUMBER	TECH.	TEMP AMB	TEMP SHEET	DEFICIENCIES TYPE	DEFICIENCIES NUMBER	REPAIR METHOD*	REPAIR TEST Y/N	REPAIR TEST TYPE**
12-8	AM	1021-1022	49'	1162	PP							
		1022-934	18'	1162	PP							
		1022-1023	45'	1151	LA							
		1023-941	16'	1151	LA							
		1023-1024	17'	1162	PP							
		1024-1025	15	1162	PP							
		1025-1026	47'	1151	GC							
		1026-1027	44	1151	GC							
		1027-938	21'	1162	PP							
		1038-937	21'	1162	PP							
		1027-1028	45	1151	GC							
		1028-1029	43'	1151	GC							
		1029-936	21'	1162	PP							
		1030-935	21'	1162	PP							

COMMENTS: 1023-940 BHT

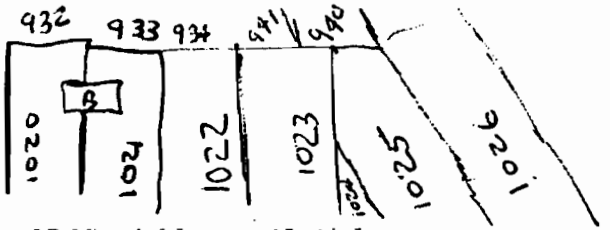

* B - Bead, P - Patch, CS - Cap Strip

** V-Vacuum, S-Spark, AP-Air Pressure, VI-Visual, I-Impact, AL-Air Lance

CHK'D BY: _____ SIGNATURE: _____

NYC Department of Environmental Protection

SEAMING LOG

PROJECT NAME: Pelham Bay Landfill

PROJECT NO.: 876-HP

DATE	TIME	SEAM NUMBER	SEAM LENGTH	EQUIP. NUMBER	TECH.	TEMP AMB	TEMP SHEET	DEFICIENCIES TYPE	DEFICIENCIES NUMBER	REPAIR METHOD*	REPAIR TEST Y/N	REPAIR TEST TYPE**
12-8	PM	1029-1030	46'	1151	LA							
		1030-1031	41	1151	LA							
		1031-952	21	1162	PP							
		1031-1032	36	1151	LA							
		1032-953	21	1162	PP							
		1033 951	21	1162	PP							
		1032-1033	33	1151	LA							
		1033 1034	31	1151	LA							
		1034-955	21	1067	MS							
		~~1034-1035~~	~~29~~	~~1151~~	~~LA~~							
		~~1035-956~~	~~21~~	~~1067~~	~~MS~~							
	1036 956	~~1036-1037~~	21	1067	MS							
	↓	1036-1037	28	1151	LA							
		1036-1037	27	1151	LA							

COMMENTS:

* B - Bead, P - Patch, CS - Cap Strip

** V-Vacuum, S-Spark, AP-Air Pressure, VI-Visual, I-Impact, AL-Air Lance

CHK'D BY: [signature] SIGNATURE: [signature]

NYC Department of Environmental Protection — **SEAMING LOG**

PROJECT NAME: Pelham Bay Landfill — PROJECT NO.: 876-HP

DATE	TIME	SEAM		EQUIP.	TECH.	TEMP		DEFICIENCIES		REPAIR	REPAIR TEST	
		NUMBER	LENGTH	NUMBER		AMB	SHEET	TYPE	NUMBER	METHOD*	Y/N	TYPE**
12-8	PM	1037-957	24	1067	MS							
		1038-958	24	1067	MS							
		1037-1038	23	1151	LA							
		1037-959	21	1067	MS							
		1039-1040	17	1151	LA							
		1040-960	21	1067	MS							
		1040-961	15	1151	LA							

COMMENTS: * 1038 - 1039 NEED WELD — B — V — V

* B - Bead, P - Patch, CS - Cap Strip

** V-Vacuum, S-Spark, AP-Air Pressure, VI-Visual, I-Impact, AL-Air Lance

CHK'D BY: [signature] SIGNATURE: [signature]

NYC Department of Environmental Protection — **SEAMING LOG**

PROJECT NAME: Pelham Bay Landfill — PROJECT NO.: 876-HP

DATE	TIME	SEAM NUMBER	SEAM LENGTH	EQUIP. NUMBER	TECH.	TEMP AMB	TEMP SHEET	DEFICIENCIES TYPE	DEFICIENCIES NUMBER	REPAIR METHOD*	REPAIR TEST Y/N	REPAIR TEST TYPE**
12-13		573-1054	34'	1219	AV							
		1054-1041	50	1219	AV							
		1041-1042	64	1219	AV							
		1042-1043	52	1219	AV							
		1043-1044	51	1219	AV							
		1044-1045	56'	1219	AV							
		1045-1046	53	1219	AV							
		1046-1047	54	1219	AV							
		1047-1048	53	1219	AV							
		1048-1049	54	1219	AV							
		1049-1050	49	1219	AV							
		1050-1051	47	1219	AV							
		1051-1052	49	1219	AV							
		1052-1053	45	1041	TP							
		1053-424	26	1041	TP							

COMMENTS

* B - Bead, P - Patch, CS - Cap Strip

** V-Vacuum, S-Spark, AP-Air Pressure, VI-Visual, I-Impact, AL-Air Lance

CHK'D BY: _____ SIGNATURE: _____

NYC Department of Environmental Protection

SEAMING LOG

PROJECT NAME: Pelham Bay Landfill

PROJECT NO.: 876-HP

DATE	TIME	SEAM		EQUIP.	TECH.	TEMP		DEFICIENCIES		REPAIR	REPAIR TEST	
		NUMBER	LENGTH	NUMBER		AMB	SHEET	TYPE	NUMBER	METHOD*	Y/N	TYPE**
12-13		1041-525	21	1041	TP							
		1042-524	19	1041	TP							
		1043-516	20	1041	TP							
		1044-523	21	1041	TP							
		1047-522	19	1041	TP							
		1048-521	19	1041	TP							
		1049-520	20	1041	TP							
		1050-519	19	1041	TP							
		1051-518	19	1041	TP							
		1052-517	20	1041	TP							
		1053-54	11	EXTRUSION	WEIDED +VT					B	Y	V
		1054-526	20	1041	TP							
		1054-515	24	EXT.	WEIDED +VT					B	Y	V
		1041-515	26	1041	TP							

COMMENTS:

1052 - 34 > EXT. WEIDED +VT
1053 - 34

B Y V
B Y V

* B - Bead, P - Patch, CS - Cap Strip

** V-Vacuum, S-Spark, AP-Air Pressure, VI-Visual, I-Impact, AL-Air Lance

CHK'D BY: [signature]

SIGNATURE: [signature]

PANEL REPLACEMENT DATA

Sheet _____ of _____

NYC Department of Environmental Protection

SEAMING LOG

PROJECT NAME: Pelham Bay Landfill

PROJECT NO.: 876-HP

DATE	TIME	SEAM		EQUIP.	TECH.	TEMP		DEFICIENCIES		REPAIR	REPAIR TEST	
		NUMBER	LENGTH	NUMBER		AMB	SHEET	TYPE	NUMBER	METHOD*	Y/N	TYPE**
6-7		R129/S73	20'	1016	SP							
		R129/P	17'	1016	SP							
		R123/S71	20'	2016	BK							
		R121/R122	22'		BK							
		R121/PP	43		BK							
		S71/PPP	63		BK							
	2:00	R120/R100	20		BK							
		R121/R102	19		BK							
		R40/R113	22'	1016	SP	~~10~~						
		R42/R112	22'	1016	SP	10						
		R43/R111	22'	1016	SP							
		R45/R108	22'	1016	SP							
		R46/R107	22'	1016	SP							
		R48/R107	8'	1016	SP							

224

COMMENTS:

* B - Bead, P - Patch, CS - Cap Strip

** V-Vacuum, S-Spark, AP-Air Pressure, VI-Visual, I-Impact, AL-Air Lance

CHK'D BY: _____ SIGNATURE: _____

Sheet _____ of _____

NYC Department of Environmental Protection **SEAMING LOG**

PROJECT NAME: Pelham Bay Landfill PROJECT NO.: 876-HP

DATE	TIME	SEAM		EQUIP.	TECH.	TEMP		DEFICIENCIES		REPAIR	REPAIR TEST	
		NUMBER	LENGTH	NUMBER		AMB	SHEET	TYPE	NUMBER	METHOD*	Y/N	TYPE**
		R99/R119	20 ✓		BK							
		R119/R120	162 ✓		BK							
		R120/R33	29' ✓		SP							
		R119/R33	20 ✓		SP							
		R120/R30	21 ✓		SP							
		R122/R120	118 (E of well 10 (W of well ✓		BK							
		R121/R120	53 ✓		BK							
		R122/P	21' ✓		BK							
		R122/R123	108' ✓		BK							
		R122/S130	20 ✓		SP							
		R123/S131	61 ✓		SP							
		R124/S132	26' ✓		SP							
		R123/R124	61 ✓		BK							
		R124/S72	22 ✓		BK							

COMMENTS: 752

* B - Bead, P - Patch, CS - Cap Strip

** V-Vacuum, S-Spark, AP-Air Pressure, VI-Visual, I-Impact, AL-Air Lance

CHK'D BY: _____ SIGNATURE: _____

smm\92c4087\consform\SEAMLOG.XLS

~ 200' T

Sheet _____ of _____

NYC Department of Environmental Protection — **SEAMING LOG**

PROJECT NAME: Pelham Bay Landfill — PROJECT NO.: 876-HP

DATE	TIME	SEAM		EQUIP.	TECH.	TEMP		DEFICIENCIES		REPAIR	REPAIR TEST	
		NUMBER	LENGTH	NUMBER		AMB	SHEET	TYPE	NUMBER	METHOD*	Y/N	TYPE**
6/7/96		R35/R118	22' ✓	1016	SP							
		R36/R117	22' ✓	1016	SP							
		R37/R116	22' ✓	1016	SP							
		R114/R115	22' ✓	2010	Pheng							
		R113/R115	40 ✓	2010	Pheng							
		R115/R116	44 ✓	2010	Pheng							
		R114/R116	144 ✓	2010	Pheng							
		R116/R117	185 ✓	2010	Pheng							
		R117/R118	173 ✓	2010	Pheng							
		R118/R119	176 ✓	2010	Pheng							
		R116/R88	20 ✓	1016	SP							
		R117/R90	20 ✓	1016	SP							
		R115/R39	22 ✓	1016	SP							
	9:31	R118/R97	20 ✓	2016	BK		/					

COMMENTS: 93'2

(BAY) E ↕ W Pea

* B - Bead, P - Patch, CS - Cap Strip

** V-Vacuum, S-Spark, AP-Air Pressure, VI-Visual, I-Impact, AL-Air Lance

CHK'D BY: _____ SIGNATURE: _____

Sheet _____ of _____

NYC Department of Environmental Protection **SEAMING LOG**

PROJECT NAME: Pelham Bay Landfill PROJECT NO.: 876-HP

DATE	TIME	SEAM		EQUIP.	TECH.	TEMP		DEFICIENCIES		REPAIR	REPAIR TEST	
		NUMBER	LENGTH	NUMBER		AMB	SHEET	TYPE	NUMBER	METHOD*	Y/N	TYPE**
6/6/96	?	R82/R108	13'	1016	SP	80°						
		R82/R109	8'									
		R84/R109	11'									
		R84/R112	11'									
		R85/R112	26'									
		R67/R107	22'									
		R69/R107	22'									
		R70/R107	22'									
		R72/R106	18'									
		R73/R106	22'									
		R75/R106	22'									
		R76/R106	22'									
		R78/R106	22'									
		R79/R106	8'									

COMMENTS: 249

* B - Bead, P - Patch, CS - Cap Strip

** V-Vacuum, S-Spark, AP-Air Pressure, VI-Visual, I-Impact, AL-Air Lance

CHK'D BY: _____ SIGNATURE: _____

smm\92c4087\consform\SEAMLOG.XLS

Sheet _____ of _____

NYC Department of Environmental Protection **SEAMING LOG**

PROJECT NAME: Pelham Bay Landfill PROJECT NO.: 876-HP

DATE	TIME	SEAM		EQUIP.	TECH.	TEMP		DEFICIENCIES		REPAIR	REPAIR TEST	
		NUMBER	LENGTH	NUMBER		AMB	SHEET	TYPE	NUMBER	METHOD*	Y/N	TYPE**
6/6/96	12:40	R107/R108	80' ✓	2010	Pherg	80°						
	12:55	R106/R107	22' ✓									
	1:00	R106/R108	115' ✓									
	1:25	R108/R109	20' ✓									
	1:30	R109/R110	22' ✓									
	1:35	R108/R110	112' ✓									
	1:55	R110/R111	22' ✓									
	2:00	R108/R111	66' ✓									
	2:08	R111/R112	66' ✓									
	2:16	R110/R112	112' ✓									
	2:26	R109/R112	20' ✓									
	2:30	R112/R113	181' ✓									
	3:10	R113/R114	143' ✓									
	?	R81/R106	14' ✓	1016	SP							
COMMENTS:		R81/R108	8' ✓									
			1003									

* B - Bead, P - Patch, CS - Cap Strip

** V-Vacuum, S-Spark, AP-Air Pressure, VI-Visual, I-Impact, AL-Air Lance

CHK'D BY: _____ SIGNATURE: _____

Sheet _____ of _____

NYC Department of Environmental Protection — **SEAMING LOG**

PROJECT NAME: Pelham Bay Landfill — PROJECT NO.: 876-HP

DATE	TIME	SEAM		EQUIP.	TECH.	TEMP		DEFICIENCIES		REPAIR	REPAIR TEST	
		NUMBER	LENGTH	NUMBER		AMB	SHEET	TYPE	NUMBER	METHOD*	Y/N	TYPE**
6-6		R102/R104	75'	2010	BK	80						
		R102/R105	78'	2010	BK							
		R103/R104	9'	2010	BK							
		R104/R105	9'	2010	BK							
		S71/R105	29'	2010	BK							
		R103/RPA	66'	2010	BK							
		R105/S72	12'	2010	BK							
		R105/S33	32'	2010	BK							
		R104/S33	72'	2010	BK							
			382									

COMMENTS:

* B - Bead, P - Patch, CS - Cap Strip

** V-Vacuum, S-Spark, AP-Air Pressure, VI-Visual, I-Impact, AL-Air Lance

CHK'D BY: _____ SIGNATURE: _____

Sheet _____ of _____

NYC Department of Environmental Protection

SEAMING LOG

PROJECT NAME: Pelham Bay Landfill

PROJECT NO.: 876-HP

DATE	TIME	SEAM		EQUIP.	TECH.	TEMP		DEFICIENCIES		REPAIR	REPAIR TEST	
		NUMBER	LENGTH	NUMBER		AMB	SHEET	TYPE	NUMBER	METHOD*	Y/N	TYPE**
6-6	12:30	R98/TR3	8'	1016	SP	80°						
		R98/TR2	13'	1016	SP							
		R99/TR2	8'	1016	SP							
		R99/TR1	11	1016	SP							
		R100/TR1	10'	1016	SP							
		R100/696	11'	1016	SP							
		R101/696	6'	1016	SP							
		R101/695	15	1016	SP							
		R103/695	6'	1016	SP							
		R103/S33	8'	1016	SP							
	8:35	R100/R101	69	2010	BK	79						
		R100/R102	152'	2010	BK							
		R101/R102	22	2010	BK							
		R101/R103	66'	2010	BK							

COMMENTS:

400'

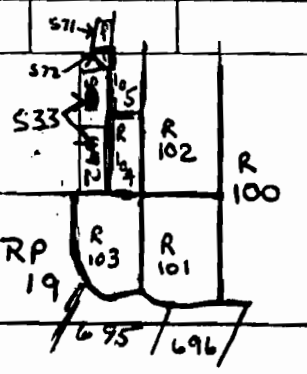

* B - Bead, P - Patch, CS - Cap Strip

** V-Vacuum, S-Spark, AP-Air Pressure, VI-Visual, I-Impact, AL-Air Lance

CHK'D BY: _____ SIGNATURE: _____

Sheet _____ of _____

NYC Department of Environmental Protection — **SEAMING LOG**

PROJECT NAME: Pelham Bay Landfill — PROJECT NO.: 876-HP

DATE	TIME	SEAM		EQUIP.	TECH.	TEMP		DEFICIENCIES		REPAIR	REPAIR TEST	
		NUMBER	LENGTH	NUMBER		AMB	SHEET	TYPE	NUMBER	METHOD*	Y/N	TYPE**
6/5	12:40	TR8/R96	12 ✓	1016	SP							
	12:45	TR8/R95	10 ✓	1016	SP							
	12:50	TR7/R95	11 ✓	1016	SP							
	12:55	TR7/R94	10 ✓	1016	SP							
	1:05	TR5/R94	12 ✓	1016	SP							
	1:15	TR5/R92	9 ✓	1016	SP							
	1:20	TR4/R92	13 ✓	1016	SP							
	1:30	TR4/R91	8 ✓	1016	SP							
	1:35	TR3/R91	13 ✓	1016	SP							
		R98/R99	94 ✓	2010	BK							
	2:30	R99/R97	117 ✓	1016	SP							
	2:45	R99/R100	213 ✓	2010	BK							

COMMENTS: 522

* B - Bead, P - Patch, CS - Cap Strip

** V-Vacuum, S-Spark, AP-Air Pressure, VI-Visual, I-Impact, AL-Air Lance

CHK'D BY: _____ SIGNATURE: pm

smm\92c4087\consform\SEAMLOG.XLS

2

Sheet _____ of _____

NYC Department of Environmental Protection **SEAMING LOG**

PROJECT NAME: Pelham Bay Landfill PROJECT NO.: 876-HP

DATE	TIME	SEAM		EQUIP.	TECH.	TEMP		DEFICIENCIES		REPAIR	REPAIR TEST	
		NUMBER	LENGTH	NUMBER		AMB	SHEET	TYPE	NUMBER	METHOD*	Y/N	TYPE**
6596	10:30	R94/R89	45 ✓	2010	BK	95						
	11:45	R93/R89	10 ✓	2010	BK							
	11:50	R93/R90	34 ✓	2016	BK							
	12:35	R91/R90	43 ✓	2010	BK	80						
	12:50	R94/R95	93 ✓	2010	BK							
	1:20	R94/R92	128 ✓	2010	BK							
	1:35	R94/R93	16 ✓	2010	BK							
	2:05	R92/R93	22 ✓	2010	BK							
	2:05	R91/R93	57 ✓	2010	BK							
	2:20	R92/R91	120 ✓	2010	BK							
	2:50	R91/R98	97 ✓	2010	BK							
		R91/R97	117 ✓	2010	BK							
		R97/R98	22 ✓	2010	BK							
	11:50	TR10/96	8' ✓	1016	SP	95						

COMMENTS:

012

* B - Bead, P - Patch, CS - Cap Strip

** V-Vacuum, S-Spark, AP-Air Pressure, VI-Visual, I-Impact, AL-Air Lance

CHK'D BY: _____ SIGNATURE: PM

2,334 FT of SEAM [illegible] DAY

Sheet _____ of _____

NYC Department of Environmental Protection **SEAMING LOG**

PROJECT NAME: Pelham Bay Landfill PROJECT NO.: 876-HP

DATE	TIME	SEAM NUMBER	SEAM LENGTH	EQUIP. NUMBER	TECH.	TEMP AMB	TEMP SHEET	DEFICIENCIES TYPE	DEFICIENCIES NUMBER	REPAIR METHOD*	REPAIR TEST Y/N	REPAIR TEST TYPE**
6.5.96	7:50	734/R87	22 ✓	1016	SP	70°						
	8:15	R85/R87	247 ✓	2010	BK							
	9.00	R87/R88	248 ✓	2010	BK							
	9:00	R88/(733 CAP TR11)	41 ✓	1016	SP							
	9.35	R88/R89	165 ✓	2010	BK							
	9:35	R89/TR11	12 ✓	1016	SP							
	10:42	R88/R90	70 ✓	2010	BK							
	10:55	R89/R90	22 ✓	2010	BK							
	10:40	R89/P	14 ✓	1016	SP							
	10:50	TR10/P	9 ✓	1016	SP							
	10:55	R89/R96	45 ✓	1016	SP							
	11:10	R89/R95	45 ✓	1016	SP							
	11:30	R96/P	10 ✓	1016	SP							
	11:10	R95/R96	50 ✓	2010	BK	75						

COMMENTS:

1000'

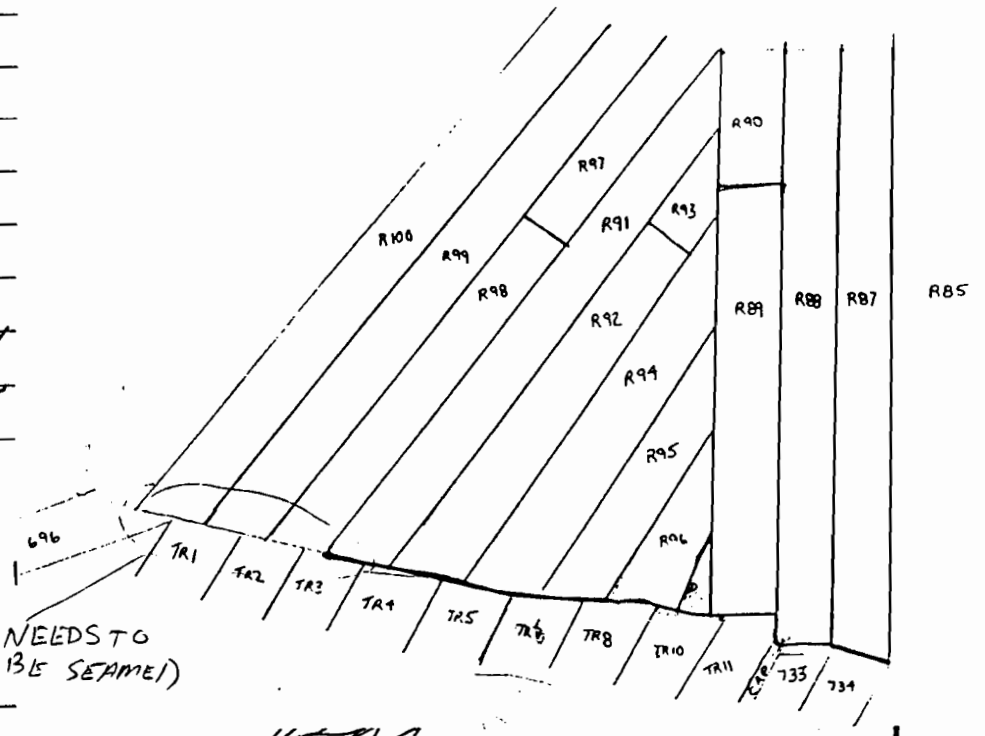

* B - Bead, P - Patch, CS - Cap Strip

** V-Vacuum, S-Spark, AP-Air Pressure, VI-Visual, I-Impact, AL-Air Lance

CHK'D BY: _____ SIGNATURE: [signature]

smm\92c40[illegible]\consform\SEAMLOG.XLS

Sheet _____ of _____

NYC Department of Environmental Protection — **SEAMING LOG**

PROJECT NAME: Pelham Bay Landfill — PROJECT NO.: 876-HP

DATE	TIME	SEAM NUMBER	SEAM LENGTH	EQUIP. NUMBER	TECH.	TEMP AMB	TEMP SHEET	DEFICIENCIES TYPE	DEFICIENCIES NUMBER	REPAIR METHOD*	REPAIR TEST Y/N	REPAIR TEST TYPE**
6-4	12:42	R81/R82	240' ✓	2010	BK	80°						
	12:58	R82/R83	107' ✓	1016	SP							
		R83/R84	22' ✓	1016	SP							
	1:30	R82/R84	147' ✓	2010	BK							
	1:50	R81/S11	61' ✓	1016	SP							
	2:00	R83/R85	90 ✓	2010	BK							
	2:10	R82/S12	16' ✓	1016	SP							
	2:10	R84/R85	153 ✓	2010	BK							
	2:15	R81/S12	5' ✓	1016	SP							
	2:20	737/R82	6' ✓	1016	SP							
	2:25	737/R83	9' ✓	1016	SP							
	2:30	736/R83	14' ✓	1016	SP							
	2:35	736/R85	7' ✓	1016	SP							
	2:30	R81/R86	161' ✓	2010	BK							
	2:40	735/R85	29 ✓	1016	SP							
	2:55	R86/S11*	12 ✓	1016	SP							
	3:00	R86/S10	50 ✓	1016	SP							
	3:00	R86/S11	95 ✓	2010	BK							
			1229									

COMMENTS

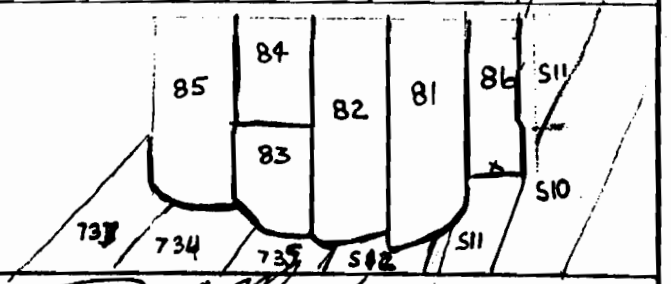

* B - Bead, P - Patch, CS - Cap Strip

** V-Vacuum, S-Spark, AP-Air Pressure, VI-Visual, I-Impact, AL-Air Lance

CHK'D BY: _____ SIGNATURE: Paul Marks

Sheet _____ of _____

NYC Department of Environmental Protection

SEAMING LOG

PROJECT NAME: Pelham Bay Landfill

PROJECT NO.: 876-HP

DATE	TIME	SEAM		EQUIP.	TECH.	TEMP		DEFICIENCIES		REPAIR	REPAIR TEST	
		NUMBER	LENGTH	NUMBER		AMB	SHEET	TYPE	NUMBER	METHOD*	Y/N	TYPE**
5/30/96	1:00	TR10/TR9	22'	1016	SP							
	1:35	TR10/TR11	74'	2010	Pheng							
	2:00	TR9/TR11	29	2010	Pheng							
	2:05	TR11/SSE	22'	"	Pheng							
	2:08	TR11/SSE	22'	"	Pheng							
	2:11	TR11/SSW	22'	"	Pheng							
	2:15	TR11/SSWW	22'	"	Pheng							
	2:30	SSE/E	733	22'								
		SSE	733	22'								
		SSW	733	22'								
		SSWW	733	22'								
		TR1 from 10/	in 22' each	1016	SP							

COMMENTS:

213

* B - Bead, P - Patch, CS - Cap Strip

** V-Vacuum, S-Spark, AP-Air Pressure, VI-Visual, I-Impact, AL-Air Lance

CHK'D BY: _____ SIGNATURE: _____

Sheet ____ of ____

NYC Department of Environmental Protection

SEAMING LOG

PROJECT NAME: Pelham Bay Landfill

PROJECT NO.: 876-BP

DATE	TIME	SEAM NUMBER	SEAM LENGTH	EQUIP. NUMBER	TECH.	TEMP AMB	TEMP SHEET	DEFICIENCIES TYPE	DEFICIENCIES NUMBER	REPAIR METHOD*	REPAIR TEST Y/N	REPAIR TEST TYPE**
5/30/96	7:50	TR1/6[illegible]	16	1016	SP							
	8:00	TR1/6[illegible]	84	1016	SP							
	9:03	Not TR1 repair	43	1016	SP							
	8:25	TR1/TR2	132	2010	Pheng							
	8:50	TR2/TR3	132	2010	Pheng							
	9:15	TR3/TR4	128	2010	Pheng							
	9:30	TR4/TR5E	19	1016	SP							
	9 40	TR4/TR5W	110	2010	Pheng							
	9:	TR5/TR7	66	1016	SP							
	9:40	TR5/TR6W	58	1016	SP							
	10:40	TR6/TR7	22	1016	SP							
	11:10	TR7/TR8	66	2010	Pheng							
		TR6/TR8	58									
	12:50	TR8/TR10E	74	2010	Pheng							
		TR8/TR9W	38	2010	Pheng							
			1046									

COMMENTS:

* B - Bead, P - Patch, CS - Cap Strip

** V-Vacuum, S-Spark, AP-Air Pressure, VI-Visual, I-Impact, AL-Air Lance

CHKD BY: _____ SIGNATURE: _____

Sheet _____ of _____

NYC Department of Environmental Protection

SEAMING LOG

PROJECT NAME: Pelham Bay Landfill

PROJECT NO.: 876-HP

DATE	TIME	SEAM		EQUIP.	TECH.	TEMP		DEFICIENCIES		REPAIR	REPAIR TEST	
		NUMBER	LENGTH	NUMBER		AMB	SHEET	TYPE	NUMBER	METHOD*	Y/N	TYPE**
5/29/96		R80/R66	22'	2010	Phong							
	8:08	R80/R65	22'									
5/29/96	8:50	R80/R56	29'									
	7:55	R80/R67	22'									
		Patch/R66										
		Patch/R67										
		R66/Patch										
		R67/Patch		↓	↓							
		R79/S-?		1016	SP							
		R79/S-9										
		Patch/S-8										
		R-79/Patch										
		Patch/S-7										
		R79/Patch										
		S-6/R79										
		S-5/R79										
		S-4										
		S-3										
		S-2										
		S-1										

COMMENTS:

* B - Bead, P - Patch, CS - Cap Strip

** V-Vacuum, S-Spark, AP-Air Pressure, VI-Visual, I-Impact, AL-Air Lance

CHK'D BY: _____ SIGNATURE: _____

smm\92c4087\consform\SEAMLOG.XLS

Sheet _____ of _____

NYC Department of Environmental Protection **SEAMING LOG**

PROJECT NAME: Pelham Bay Landfill PROJECT NO.: 876-HP

DATE	TIME	SEAM NUMBER	SEAM LENGTH	EQUIP. NUMBER	TECH.	TEMP AMB	TEMP SHEET	DEFICIENCIES TYPE	DEFICIENCIES NUMBER	REPAIR METHOD*	REPAIR TEST Y/N	REPAIR TEST TYPE**
5/29/96		RS2	22'	1016	SF							
		RS3										
		RS5										
		RS6										
		RS7										
		RS8										
		RS9										
		RL0										
		RL1										
		RL2										
		RL3										
		RL4										
		RL5										
		RL6										

COMMENTS:

* B - Bead, P - Patch, CS - Cap Strip

** V-Vacuum, S-Spark, AP-Air Pressure, VI-Visual, I-Impact, AL-Air Lance

CHK'D BY: _____ SIGNATURE: _____

Sheet _____ of _____

NYC Department of Environmental Protection

SEAMING LOG

PROJECT NAME: Pelham Bay Landfill

PROJECT NO.: 876-HP

DATE	TIME	SEAM		EQUIP.	TECH.	TEMP		DEFICIENCIES		REPAIR	REPAIR TEST	
		NUMBER	LENGTH	NUMBER		AMB	SHEET	TYPE	NUMBER	METHOD*	Y/N	TYPE**
5/29/86		R32 / 7.5-in	22'	1016	SP							
		R33										
		R34 A4										
		R36										
		R37 60 MIL										
		R38										
		R40 T/E										
		R41 W										
		R43										
		R44										
		R46										
		R47										
		R49										
		R50										

COMMENTS:

* B - Bead, P - Patch, CS - Cap Strip

** V-Vacuum, S-Spark, AP-Air Pressure, VI-Visual, I-Impact, AL-Air Lance

CHK'D BY: _____ SIGNATURE: _____

Sheet _____ of _____

NYC Department of Environmental Protection

SEAMING LOG

PROJECT NAME: Pelham Bay Landfill

PROJECT NO.: 876-HP

DATE	TIME	SEAM NUMBER	SEAM LENGTH	EQUIP. NUMBER	TECH.	TEMP AMB	TEMP SHEET	DEFICIENCIES TYPE	DEFICIENCIES NUMBER	REPAIR METHOD*	REPAIR TEST Y/N	REPAIR TEST TYPE**
Continue Wedn. 5/29/96	11:00	R71/R72	22	2010	Pheng							
		R71/R73	115	2010	Pheng							
		R72/R73	125	2010	Pheng							
	1:50pm	R73/R74 S	40	1016	SP							
	1:40pm	R73/R75 N	201	1016	SP							
	2:05pm	R74 S/R75 N	22	1016	SP							
	2:10pm	R75 N/R76	201	2010	Pheng							
	2:45	R76/R77 S	152	1016	SP							
	3:00	R76/R78 N	90	1016	SP							
	2:45	R77 S/R79	151	2010	Pheng							
	3:05	R78 N/R79	90'	2010	Pheng							
	2:55	R77/R78 N	22'	2010	Pheng							
		R74/R76	461	2010	Pheng							

COMMENTS

* B - Bead, P - Patch, CS - Cap Strip

** V-Vacuum, S-Spark, AP-Air Pressure, VI-Visual, I-Impact, AL-Air Lance

CHK'D BY: _____ SIGNATURE: _____

Sheet _____ of _____

NYC Department of Environmental Protection

SEAMING LOG

PROJECT NAME: Pelham Bay Landfill

PROJECT NO.: 876-HP

DATE	TIME	SEAM NUMBER	SEAM LENGTH	EQUIP. NUMBER	TECH.	TEMP AMB	TEMP SHEET	DEFICIENCIES TYPE	DEFICIENCIES NUMBER	REPAIR METHOD*	REPAIR TEST Y/N	REPAIR TEST TYPE**
Wed 5/29/96	8:15	R67/R48 N	23'	1016	SP							
		R49	22'									
		R51	22'									
		R52	23'									
		R53	22'									
		R54	22'									
		R67/R56	22'	1016	SP							
	9:10	R67/R68 S	179	1016	SP							
	9:48 Am	R67/R69	55'	2010	Phong							
		R68/R69	22'	1016	SP							
		R69/R70 N	55'	1016	SP							
	11:25	R68/R70 S	181	1016	SP							
	10:35	R70/R72 N	126	2010	Phong							
	1:30	R70/R71 S	115	2010	Phong							
	~~4:00~~	~~R71-R72~~	~~22~~									

COMMENTS: on next sheet

887

* B - Bead, P - Patch, CS - Cap Strip

** V-Vacuum, S-Spark, AP-Air Pressure, VI-Visual, I-Impact, AL-Air Lance

CHK'D BY: _____ SIGNATURE: _____

mm92c40x7\...\SEAMLOG.XLS

Sheet _____ of _____

NYC Department of Environmental Protection — **SEAMING LOG**

PROJECT NAME: Pelham Bay Landfill — PROJECT NO.: 876-HP

DATE	TIME	SEAM		EQUIP.	TECH.	TEMP		DEFICIENCIES		REPAIR	REPAIR TEST	
		NUMBER	LENGTH	NUMBER		AMB	SHEET	TYPE	NUMBER	METHOD*	Y/N	TYPE**
5/28/96	AM	R44/?	nominal	1016	SP			burnout	1			
		R46/?	lengths;	1016	SP							
		R47/?	for	1016	SP							
		R49/?	each	1016	SP							
		R50/?	panel,	1016	SP							
		R52/?	total	1016	SP							
		R53/?	seam	1016	SP							
		R55/?	length	1016	SP							
		R56/?	with	1016	SP							
		R57/?	patches	1016	SP							
		R57/?	=	1016	SP							
		R57/?	22'	1016	SP							
		R57/?	↓	1016	SP							
↓	↓	R58/?	↓									

COMMENTS:

* B - Bead, P - Patch, CS - Cap Strip

** V-Vacuum, S-Spark, AP-Air Pressure, VI-Visual, I-Impact, AL-Air Lance

CHK'D BY: _____ SIGNATURE: _____

Sheet _____ of _____

NYC Department of Environmental Protection **SEAMING LOG**

PROJECT NAME: Pelham Bay Landfill PROJECT NO.: 876-HP

DATE	TIME	SEAM		EQUIP.	TECH.	TEMP		DEFICIENCIES		REPAIR	REPAIR TEST	
		NUMBER	LENGTH	NUMBER		AMB	SHEET	TYPE	NUMBER	METHOD*	Y/N	TYPE**
5/24/96		R34/?	15'	1016	SP							
		R34/?	7'	1016	SP							
		R36/2	19'	1016	SP			SPACE	1			
		R36/3	3'	1016	SP							
		R37/?	17'	1016	SP							
		R37/?	5'	1016	SP							
		R38/?	17'	1016	SP			TEAR	1			
		R40/?	16'	1016	SP							
		R41/?	16'	1016	SP							
		R43/?	16'	1016	SP							
		R47/?	10.	1016	SP							
		R49/?	22'	1016	SP							
		R50/?	22'	1016	SP							
		R52/?	22'	1016	SP							
		R53/?	14'	1016	SP							

COMMENTS:

221

* B - Bead, P - Patch, CS - Cap Strip

** V-Vacuum, S-Spark, AP-Air Pressure, VI-Visual, I-Impact, AL-Air Lance

CHK'D BY: _____ SIGNATURE: _____

Sheet _____ of _____

NYC Department of Environmental Protection

SEAMING LOG

PROJECT NAME: Pelham Bay Landfill

PROJECT NO.: 876-HP

DATE	TIME	SEAM		EQUIP.	TECH.	TEMP		DEFICIENCIES		REPAIR	REPAIR TEST	
		NUMBER	LENGTH	NUMBER		AMB	SHEET	TYPE	NUMBER	METHOD*	Y/N	TYPE**
5/24/96		R56-59 ✓	22'	1016	SP							
		R59-60 ✓	55'	2010	Q							
		R56-60 ✓	22'	1016	SP			Burrows	1			
		R60-61 ✓	63'	2010	Q							
		R56-61 ✓	22'	1016	SP							
		R61-62 ✓	67'	2010	Q							
		R56-62 ✓	22'	1016	SP							
		R62-63 ✓	66'	2010	Q							
		R56-63 ✓	22'	1016	SP							
		R63-64 ✓	70'	2010	Q			Burrow	1			
		R56-64 ✓	22'	1016	SP							
		R64-65 ✓	72'	1016	SP							
		R65-R66 ✓	52	1016	SP							
		R33	17'	1016	SP							

COMMENTS: R65/R56 54 22' 1016 SP

R66/R56 22' 1016 SP

* B - Bead, P - Patch, CS - Cap Strip

** V-Vacuum, S-Spark, AP-Air Pressure, VI-Visual, I-Impact, AL-Air Lance

CHK'D BY: _____ SIGNATURE: _____

Sheet _____ of _____

NYC Department of Environmental Protection — **SEAMING LOG**

PROJECT NAME: Pelham Bay Landfill — PROJECT NO.: 876-HP

DATE	TIME	SEAM		EQUIP.	TECH.	TEMP		DEFICIENCIES		REPAIR	REPAIR TEST	
		NUMBER	LENGTH	NUMBER		AMB	SHEET	TYPE	NUMBER	METHOD*	Y/N	TYPE**
5-24	7:30	R 51-50 ✓	22	1016	SP	60°						
	7:45	R 49-51 ✓	177	1016	SP							
	7:45	R 51-52 ✓	178	2010	Q NEW							
	8:20	R 50-52	18+4+35 4 & 4	2010	Q			MAJOR FM	1			
	8:35	R 52-53 ✓	242	2010	Q							
	8:50	R 53-54 ✓	174	1016	SP							
	9:15	R 54-56 ✓	177	2010	Q							
		54-55 ✓	22'	1016	SP							
		53-55 ✓	62'	1016	SP							
		55-56 ✓	61	2010	Q							
		56-57 ✓	22'	1016	SP							
		57-58 ✓	43	2010	Q							
		56-58 ✓	22	1016	SP							
		58-59 ✓	51	2010	Q							

COMMENTS: 1310

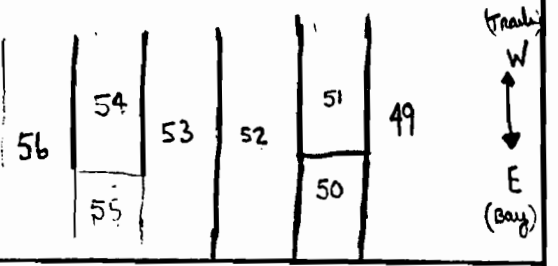

* B - Bead, P - Patch, CS - Cap Strip

** V-Vacuum, S-Spark, AP-Air Pressure, VI-Visual, I-Impact, AL-Air Lance

CHK'D BY: _____ SIGNATURE: _____

Sheet _____ of _____

NYC Department of Environmental Protection **SEAMING LOG**

PROJECT NAME: Pelham Bay Landfill PROJECT NO.: 876-HP

DATE	TIME	SEAM		EQUIP.	TECH.	TEMP		DEFICIENCIES		REPAIR	REPAIR TEST	
		NUMBER	LENGTH	NUMBER		AMB	SHEET	TYPE	NUMBER	METHOD*	Y/N	TYPE**
523	2:35	49-48	124'	2016	Q	75						
	2:30	49-50	62'	1016	SP	↓						
			186									

COMMENTS:

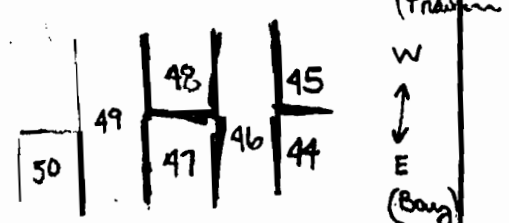

* B - Bead, P - Patch, CS - Cap Strip

** V-Vacuum, S-Spark, AP-Air Pressure, VI-Visual, I-Impact, AL-Air Lance

CHK'D BY: _____ SIGNATURE: _____

smm\92c4087\consform\SEAMLOG.XLS

Sheet _____ of _____

NYC Department of Environmental Protection

SEAMING LOG

PROJECT NAME: Pelham Bay Landfill

PROJECT NO.: 876-HP

DATE	TIME	SEAM NUMBER	SEAM LENGTH	EQUIP. NUMBER	TECH.	TEMP AMB	TEMP SHEET	DEFICIENCIES TYPE	DEFICIENCIES NUMBER	REPAIR METHOD*	REPAIR TEST Y/N	REPAIR TEST TYPE**
5-23	8:30	R32/E	16'	1016	SP							
	11:35(F)	40/41 ✓	43	1016	SP							
	11:45	42/41 ✓	22	1016	SP	75						
	12:45	43/41 ✓	41'	2010	Q							
	1:00	43/42 ✓	181	2010	Q							
		43/45 ✓	72	1016	SP							
	1:00	45/44 ✓	22	1016	SP							
		43/44 ✓	148	1016	SP							
	1:15	45/46 ✓	76'	2010	Q							
	1:35	44/46 ✓	150	2010	Q							
	1:25	46/47 ✓	113'	1016	SP							
	1:50	47/48 ✓	22'	1016	SP							
	2:00	48/46 ✓	113'	1016	SP							
	2:05	47/49 ✓	111'	2010	Q							

COMMENTS 1130

* B - Bead, P - Patch, CS - Cap Strip

** V-Vacuum, S-Spark, AP-Air Pressure, VI-Visual, I-Impact, AL-Air Lance

CHK'D BY: _____ SIGNATURE: [signature]

mm\92c4087\constrm\SEAMLOG.XLS

Sheet _____ of _____

NYC Department of Environmental Protection

SEAMING LOG

PROJECT NAME: Pelham Bay Landfill

PROJECT NO.: 876-HP

DATE	TIME	SEAM		EQUIP.	TECH.	TEMP		DEFICIENCIES		REPAIR	REPAIR TEST	
		NUMBER	LENGTH	NUMBER		AMB	SHEET	TYPE	NUMBER	METHOD*	Y/N	TYPE**
5-23	8:00	R32/129	185'	1016	SP	70						
	8:05	R32/R33	187	2010	Qhmg							
	8:45	R33/R34	108'	2010	Qhmg							
	9:10	R33/35	106	2010	Qhmg							
	9:35	R35/R36	105'	2010	Qhmg							
	9:50	R34/R36	111'	2010	Q							
	10:13	36/37	220'	2010	Q							
		38/37	58	2010	Q							
		39/37	156	2010	Q							
		39/38	161	2010	Q							
	10:38	38/40	57	1016	SP							
		40/39	163	1016	SP							
	11:15	40/42	179	2010	Q							
		34/35	22'	2010	Qhmg							

COMMENTS:

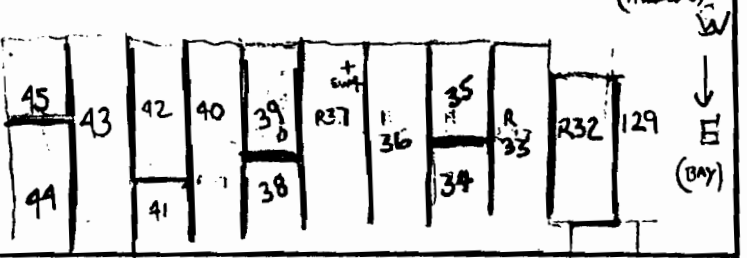

* B - Bead, P - Patch, CS - Cap Strip

** V-Vacuum, S-Spark, AP-Air Pressure, VI-Visual, I-Impact, AL-Air Lance

CHK'D BY: _____ SIGNATURE: _____

smm\92c4087\comsform\SEAMLOG.XLS

Sheet _____ of _____

NYC Department of Environmental Protection

SEAMING LOG

PROJECT NAME: Pelham Bay Landfill

PROJECT NO.: 876-HP

CROSS SEAMS FOR EAST SIDE OF NEW PANELS

DATE	TIME	SEAM NUMBER	SEAM LENGTH	EQUIP. NUMBER	TECH.	TEMP AMB	TEMP SHEET	DEFICIENCIES TYPE	DEFICIENCIES NUMBER	REPAIR METHOD*	REPAIR TEST Y/N	REPAIR TEST TYPE**
5/21	2:35	S87/30R	32	1016	SP	92						
	2:40	S86/29R	22	"	SP							
		S82/R28	22	1150	Pk							
		S83/R28	4		"							
		S83/R27	16		Pk							
		S84/27	6		Pk							
		S81/R26	22		Pk							
5/22	7:45	S79/R25	23	1016	SP							
		S78/R24	22		SP							
		S38/R23	21		SP							
		S37/R22	20		SP							
		S36/R21	20		SP							
		S35/R20			SP							
		S34/R19			SP							

COMMENTS:

* B - Bead, P - Patch, CS - Cap Strip

** V-Vacuum, S-Spark, AP-Air Pressure, VI-Visual, I-Impact, AL-Air Lance

CHK'D BY: _____ SIGNATURE: _____

Sheet _____ of _____

NYC Department of Environmental Protection **SEAMING LOG**

PROJECT NAME: Pelham Bay Landfill PROJECT NO.: 876-HP

CROSS SEAMING ON WEST SIDE OF REPLACEMENT PANELS

DATE	TIME	SEAM		EQUIP.	TECH.	TEMP		DEFICIENCIES		REPAIR	REPAIR TEST	
		NUMBER	LENGTH	NUMBER		AMB	SHEET	TYPE	NUMBER	METHOD*	Y/N	TYPE**
5/21		P776/R29	14'	1150	PK							
		P777/R29	12'		PK							
		P777/R30	9'		PK							
		778/R30	12									
		778/R31	8'									
	1L	779/R31	30									

COMMENTS:

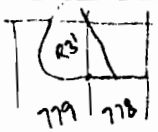

* B - Bead, P - Patch, CS - Cap Strip

** V-Vacuum, S-Spark, AP-Air Pressure, VI-Visual, I-Impact, AL-Air Lance

CHK'D BY: _____ SIGNATURE: _____

Sheet _____ of _____

NYC Department of Environmental Protection **SEAMING LOG**

PROJECT NAME: Pelham Bay Landfill PROJECT NO.: 876-HP

DATE	TIME	SEAM		EQUIP.	TECH.	TEMP		DEFICIENCIES		REPAIR	REPAIR TEST	
		NUMBER	LENGTH	NUMBER		AMB	SHEET	TYPE	NUMBER	METHOD*	Y/N	TYPE**
5/21	1108	P694/R19	22'	1150	Pk							
		P693/R20	22'									
		P693/R21	4'									
		P692/R21	18'									
		P691/R22	22'									
		P690/R23	21									
		P689/R24	18'									
		P688/R25	18									
		P687/R25	3'									
		P687/R26	15'									
		P686/R26	6'									
		P775/R27	14'									
		P775/28	7									
		P776/R28	12									

COMMENTS: Patch on R26 to attach to @ 775 & 28.

* B - Bead, P - Patch, CS - Cap Strip

** V-Vacuum, S-Spark, AP-Air Pressure, VI-Visual, I-Impact, AL-Air Lance

CHK'D BY: _____ SIGNATURE: _____

smm\92c4087\consform\SEAMLOG.XLS

Sheet _____ of _____

NYC Department of Environmental Protection **SEAMING LOG**

PROJECT NAME: Pelham Bay Landfill PROJECT NO.: 876-HP

DATE	TIME	SEAM		EQUIP.	TECH.	TEMP		DEFICIENCIES		REPAIR	REPAIR TEST	
		NUMBER	LENGTH	NUMBER		AMB	SHEET	TYPE	NUMBER	METHOD*	Y/N	TYPE**
5/21	930	R19/R20	70'	1016	SP	92						
	1030	R20/21	71'	1016	SP							
	1047	R21/R22	66'	1016	SP							
	1055	R22/R23	67	1016	SP							
	1105	R23/R24	65	1016	SP							
	1115	R24/25	64	1016	SP							
	1127	R25/26	60	1016	SP							
	1135	26/27	48	1016	SP			BURN @ 25'				
	115	R27/28	39	1016	SP							
	125	R27/28	24	1016	SP							
	140	R28/29	76	1016	SP			BURN				
	155	R29/R30	71	1016	SP							
		R30/R31	47		SP							
		R31/S87	21	1016								

COMMENTS:

~~R31/779 30~~

~~R31/778 6~~

~~R30/778 15~~

30/77

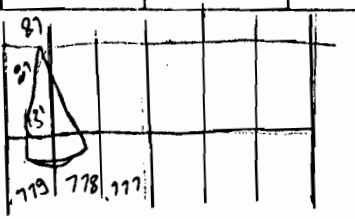

* B - Bead, P - Patch, CS - Cap Strip

** V-Vacuum, S-Spark, AP-Air Pressure, VI-Visual, I-Impact, AL-Air Lance

CHK'D BY: _____ SIGNATURE: _____

Sheet _____ of _____

NYC Department of Environmental Protection — **SEAMING LOG**

PROJECT NAME: Pelham Bay Landfill — PROJECT NO.: 876-HP

DATE	TIME	SEAM NUMBER	SEAM LENGTH	EQUIP. NUMBER	TECH.	TEMP AMB	TEMP SHEET	DEFICIENCIES TYPE	DEFICIENCIES NUMBER	REPAIR METHOD*	REPAIR TEST Y/N	REPAIR TEST TYPE**
5/20/96	7:30	R15/R16	✓ 68'	1016	SP							
	7:55	R16/R17	✓ 71'	1016	SP							
	8:00	R17/R18	✓ 73'	1016	SP							
	8:30	R18/S211 Bottom	✓ 22'	1016	SP							
	9:00	R18/Tie in	✓ 22'	1016	SP							
	9:10	R16/Tie in	✓ 22'	1016	SP							
	9:20	R17/Tie in	✓ 22'	1016	SP							
	Bead Cap	R18/S211 Top	✓ —									
	11:10	R8/Tie in	✓ 23'	1016	SP							
	11:20	R7/Tie in	✓ 22'	1016	SP							
	11:30	R6/Tie in	✓ 22'	1016	SP							
	1:00 PM	R5/Tie in	✓ 22'	1016	SP							
	1:10	R4/Tie in	✓ 22'	1016	SP							
	1:20	R3/Tie in	✓ 22	1016	SP							

COMMENTS:

* B - Bead, P - Patch, CS - Cap Strip

** V-Vacuum, S-Spark, AP-Air Pressure, VI-Visual, I-Impact, AL-Air Lance

CHK'D BY: _____ SIGNATURE: _____

smm\92c4087\consform\SEAMLOG.XLS

Sheet _____ of _____

NYC Department of Environmental Protection — **SEAMING LOG**

PROJECT NAME: Pelham Bay Landfill — PROJECT NO.: 876-HP

DATE	TIME	SEAM NUMBER	SEAM LENGTH	EQUIP. NUMBER	TECH.	TEMP AMB	TEMP SHEET	DEFICIENCIES TYPE	DEFICIENCIES NUMBER	REPAIR METHOD*	REPAIR TEST Y/N	REPAIR TEST TYPE**
5/17/96	2:00	R1/S159 ✓	14'	1016	KS							
	1:50	R2/S160 ✓	14'	1016	KS							
	1:40	R3/S185 ✓	22'	1016	KS							
	1:30	R4/S187 ✓	22'	1016	KS							
	1:20	R5/S189* ✓	22	1016	KS							
	1:10	R6/S190 ✓	22'	1016	KS							
	1:00	R7/S192 ✓	22'	1016	KS							
	1:55	R8/SA3 ✓	17+5	1019	SP							
	2:05	S193/S193	Repair 37' ✓	1019	SP							
	2:15	R9/S195 ✓	22'	1019	SP							
	2:25	R10/S197 ✓	22'	1019	SP							
	2:15	R11/S198 ✓	22'	1016	KS							
	2:25	R12/S20[illegible] ✓	22'	1016	KS							
	1:45	R13/S203 ✓	22'	1016	KS							

COMMENTS:

R14/S204 ✓ 22'

2:45 R15/S-206 ✓ 22' 1020 Plug

35'

* B - Bead, P - Patch, CS - Cap Strip

** V-Vacuum, S-Spark, AP-Air Pressure, VI-Visual, I-Impact, AL-Air Lance

CHK'D BY: _____ SIGNATURE: _____

KS

Sheet _____ of _____

NYC Department of Environmental Protection — **SEAMING LOG**

PROJECT NAME: Pelham Bay Landfill — PROJECT NO.: 876-HP

DATE	TIME	SEAM NUMBER	SEAM LENGTH	EQUIP. NUMBER	TECH.	TEMP AMB	TEMP SHEET	DEFICIENCIES TYPE	DEFICIENCIES NUMBER	REPAIR METHOD*	REPAIR TEST Y/N	REPAIR TEST TYPE**
5/17/96	10:55	R1/R2 ✓	15'	1019	SP	60°	60°					
	11:00	R2/R3 ✓	19'	1019	SP							
	10:55	R3/R4 ✓	27'	1016	Phong (BK)							
	11:08	R4/R5 ✓	36'	1019	SP							
	11:15	R5/R6 ✓	42'	1016	Phong (BK)							
	11:40	R6/R7 ✓	53'	1016	Phong							
	1:00	R7/R8 ✓	51'	1019	SP							
	1:20	R8/R9 ✓	40'	1019	SP							
	12:50	R9/R10 ✓	46'	1020	Phong							
	1:07	R10/R11 ✓	47'	1020	Phong							
	1:18	R11/R12 ✓	50'	1020	Phong							
	1:40	R12/R13 ✓	54'	1020	Phong							
	2:07	R13/R14 ✓	57'	1020	Phong			Buckets	1			
	2:25	R14/R15 ✓	62'	1020	Phong							

COMMENTS: 499

* B - Bead, P - Patch, CS - Cap Strip

** V-Vacuum, S-Spark, AP-Air Pressure, VI-Visual, I-Impact, AL-Air Lance

CHK'D BY: _____ SIGNATURE: _____

B-4 HDPE Geomembrane Nondestructive Seam Continuity Test Log

Field Memo

TO: Warren Gordon, P.E.
Resident Engineer

FROM: Paul Marks
Inspector

DATE: May 19, 1995

SUBJECT: Undocumented non-destruct seam tests

The following seams were lacking documentation for the entire seam being non- destruct tested; 19-20, 16-17, 27-43, 32-33, 49-40, 47-48, 46-47, 45-46, 49-50, 53-54. I inspected the above mentioned seams on the morning of 5/18/95 to find that they were all entirely tested. I could verify that these seams were tested because our procedure calls for each test to be documented on the geomembrane in yellow keel.
The lack of documentation was due to one or a combination of the following reasons:
(1) Inaccurate measurement of individual test segments (2) Consultant covered test and documented test on geomembrane, but inspector failed to record it. (3) Inspector failed to record one of the test segments. (4) Panel was shortened therefore less seam.

Paul Marks

Paul Marks

c :wpwin60\pm\id-seams.wpd

Sheet 1 of 241

NYC Department of Environmental Protection — **NON-DESTRUCTIVE SEAM TEST LOG**

PROJECT NAME: Pelham Bay Landfill — PROJECT NO.: 876-HP

DATE	TIME	SEAM NUMBER	SEAM LENGTH	EQUIP. NUMBER	TECH.	TEST TYPE*	TEST P/F	REPAIR METHOD**	REPAIR TEST Y/N	REPAIR TEST TYPE*
5/3/95	10:48	2 - 3	106/126	N/A	~~RF~~ VS	AIR	P	P	Y	
	10:50	1 - 2	129/129				P	P	Y	
	11:04	3 - 4	123/123				F	P	Y	
	11:06	4 - 5	116/117				P	P	Y	
	1:12	3 - 4	105/123				P	P	Y	V PM
	3:22	5 - 6	103/115				P	P	Y	
	3:05	6 - 8	27/27				F			
	3:07	7 - 8	22/22				P	P	Y	
	3:08	7 - 6	87/87				P	P	Y	
	3:30	7 - 9	86/87				P	P	Y	
	3:33	8 - 9	14/20 PM				P	P	Y	
	10:42	2 - 3	114/126				F			
	10:46	2 - 3	122/126				F	P	Y	V
	10:50	3 - 4	114/123				F	P	Y	V
	3:10	5 - 6	115/115				F	P	Y	V PM

COMMENTS: LAST 4 TESTS WERE EARLIER FAILURES.

* V-Vacuum, S-Spark, AP-Air Pressure, VI-Visual, I-Impact, AL-Air Lance

** B - Bead, P - Patch, CS - Cap Strip

CHK'D BY: PM — SIGNATURE:

snm\92c4087\consform\NONDESTR.XLS

NYC Department of Environmental Protection

NON-DESTRUCTIVE SEAM TEST LOG

PROJECT NAME: Pelham Bay Landfill

PROJECT NO.: 876-HP

DATE	TIME	SEAM		EQUIP. NUMBER	TECH.	TEST		REPAIR METHOD**	REPAIR TEST	
		NUMBER	LENGTH			TYPE*	P/F		Y/N	TYPE*
5/4	8:05	9/10	107/107	NA	VS	AP	P	P	Y	V
	8:06	10/11	66/100 PM				P	P	Y	V pm
	8:25	11/12	50/106				P	P	Y	V pm
	8:20	10/11	33/100 PM				P	P	Y	V
	8:25	11/12	43/106				P	P	Y	V
	9:00	12/13	109/110				P	P	Y	V
	9:03	3/4	108/112				P	P	Y	V
	9:07	14/15	110/112				P	P	Y	V
	9:50	15/16	29.5/112				P	Patch	Y	V pm
	9:50	15/16	84/114				P	P	Y	V
	9:55	16/17	106/113				P	P	Y	V pm
PM	~~10:10~~	~~11/12~~	~~8/106~~	~~NA~~	~~MS~~	~~V~~	~~P~~			
	~~10:15~~	~~12/13~~	2/10							

COMMENTS:

* V-Vacuum, S-Spark, AP-Air Pressure, VI-Visual, I-Impact, AL-Air Lance

** B - Bead, P - Patch, CS - Cap Strip

CHK'D BY: [signature]

SIGNATURE: Paul Mendes

Sheet 3 of 241

NYC Department of Environmental Protection

NON-DESTRUCTIVE SEAM TEST LOG

PROJECT NAME: Pelham Bay Landfill

PROJECT NO.: 876-HP

DATE	TIME	SEAM NUMBER	SEAM LENGTH	EQUIP. NUMBER	TECH.	TEST TYPE*	TEST P/F	REPAIR METHOD**	REPAIR TEST Y/N	REPAIR TEST TYPE*
5/5	8:10	1/18	22	NA	VS	AT	P	P	Y	V
	8:13	2/19	22		VS	AT	P			
	8:18	3/20	22		VS	AT	P			
	8:42	26/10	22		VS	AT	P			
	8:51	27/11	22		VS	AT	P			
	9:02	2/3 Lower	7/128	A-100-15	MS	V	P	N/A		DC
	9:08	3/4 Lower	8/123	A-100-15	MS	V	P			
	10:15	18/19	244/244	NA	VS	A	P			
	10:20	19/20	118/244		VS	A	P	PATCH	Y	V
	10:20	19/20	67/244		VS	A	P			
	10:21	20/21	69/244		VS	A	P	PATCH	Y	V
	10:20	20/21	175/244		VS	A	P			
	10:39	22/23	243/243		VS	A	P			
	10:35	21/22	253/253		N	A	P			
	9:00	11/12	8/106	A-100-15	MS	V	P	N/A	DC	
	10:15	12/13	2/110	A-110-15	MS	V	P			

COMMENTS:

* V-Vacuum, S-Spark, AP-Air Pressure, VI-Visual, I-Impact, AL-Air Lance

** B - Bead, P - Patch, CS - Cap Strip

CHK'D BY: [signature]

SIGNATURE: Paul Marks

Barry
Rob

smm92c4087\consform\NONDESTR.XLS

Sheet 4 of ~~23~~ 24 1 per Day

NYC Department of Environmental Protection

NON-DESTRUCTIVE SEAM TEST LOG

PROJECT NAME: Pelham Bay Landfill

PROJECT NO.: 876-HP

DATE	TIME	SEAM NUMBER	SEAM LENGTH	EQUIP. NUMBER	TECH.	TEST TYPE*	TEST P/F	REPAIR METHOD**	REPAIR TEST Y/N	REPAIR TEST TYPE*
5/5	7:45	23/24	ENTIRE 244/244		VS	AT	P	P	Y	V
	7:50	24/25	ALL 248/248		"	AT	P			
	7:55	25/26	ALL 257/257		"	AT	P			
	8:00	26/27	ALL 261/261		"	AT	P			
	8:30	9/25	" 22			AT	P			
	8:40	8/24	" 22			AT	P			
	9:00	6/23	" 22			AT	P			
	9:05	5/22	22			AT	P			
	9:15	4/21	22			AT	P			
	9:30	1/28	FEW IN-FILLETS 133/133 *			AT	P			
	9:45	28/29	ENTIRE 140/140			AT	P			
	10:00	29/30	ENTIRE 143/143			AT	P			
	11:00	30/31	ENTIRE 148/148			AT	P			
		31/32	ENTIRE 116/116			AT	P			
		~~32/33~~	ENTIRE			AT	F Pressure DID NOT DROP	V	V	V

COMMENTS

* Panel 1 was shortened ∴ seam 1-28 ✓ - for is fully accounted for per 5/19

* V-Vacuum, S-Spark, AP-Air Pressure, VI-Visual, I-Impact, AL-Air Lance

** B - Bead, P - Patch, CS - Cap Strip

CHK'D BY: [signature]

SIGNATURE: [signature]

Sheet 5 of 241

NYC Department of Environmental Protection

NON-DESTRUCTIVE SEAM TEST LOG

PROJECT NAME: Pelham Bay Landfill

PROJECT NO.: 876-HP

DATE	TIME	SEAM NUMBER	SEAM LENGTH	EQUIP. NUMBER	TECH.	TEST TYPE*	TEST P/F	REPAIR METHOD**	REPAIR TEST Y/N	REPAIR TEST TYPE*
5/8		32/33		NA	~~VS~~					
	12:00	33/34	ENTIRE 8/8		VS	AT	P	P	Y	V
	12:40	32/34	ENTIRE 22/22		VS	AP	P	↓	↓	↓
	1:00	32/33	44/73		VS	AP	P	PATCH	Y	V pm
	1:00	32/33	20/73 - Reinforced EXTWEID		VS	AP	P			
	1:15	34/36	ENTIRE 57/57		VS	AP	P			
	1:35	34/35	46/46		VS	AP	P			
	1:35	38/39	30 to 17/48		VS	AP	P	PATCH	Y	V - pm
	1:55	38/39	TOP 31/48		VS	AP	P			
	2:00	31/38	ENTIRE 40/40		VS	AP	P	↓	↓	↓
	2:10	39/40 Lower	23/31		VS	AP	P	P	Y	V - pm
	2:20	39/36	ENTIRE 18/18		VS	AP	P			
	2:30	36/32	17/17		VS	AP	P			
	2:40	32/38	ENT 22/22		VS	AP	P			
	2:45	36/37	E 38/38		VS	AP	P	↓	↓	↓

COMMENTS

~~NEED 32/33~~

* V-Vacuum, S-Spark, AP-Air Pressure, VI-Visual, I-Impact, AL-Air Lance

** B - Bead, P - Patch, CS - Cap Strip

CHK'D BY: [signature]

SIGNATURE: Paul Marks

smm\92c4087\consform\NONDESTR.XLS

Sheet 36 of 241

NYC Department of Environmental Protection

NON-DESTRUCTIVE SEAM TEST LOG

PROJECT NAME: Pelham Bay Landfill

PROJECT NO.: 876-HP

DATE	TIME	SEAM		EQUIP. NUMBER	TECH.	TEST		REPAIR METHOD**	REPAIR TEST	
		NUMBER	LENGTH			TYPE*	P/F		Y/N	TYPE*
5/8	2:51	40/41	23/23	NA	VS	AP	P	P	Y	✓
	3:00	37/41	ENT 13/13		VS	AP	P	P	Y	✓
	3:01	37/40	ENT 27/27		VS	AP	P	P	Y	✓
	3:20	37/39	ENT 12/12		VS	AP	P	P	Y	✓
	3:37	33/35	" 12/12		VS	AP	P	P	Y	✓
	3:45	33/42	" 43/49		VS	AP	P	P	Y	✓
	3:50	35/42	" 22/22		VS	AP	P	P	Y	✓

COMMENTS

* V-Vacuum, S-Spark, AP-Air Pressure, VI-Visual, I-Impact, AL-Air Lance

** B - Bead, P - Patch, CS - Cap Strip

CHK'D BY: [signature]

SIGNATURE: [signature]

NYC Department of Environmental Protection

NON-DESTRUCTIVE SEAM TEST LOG

PROJECT NAME: Pelham Bay Landfill

PROJECT NO.: 876-HP

DATE	TIME	SEAM NUMBER	SEAM LENGTH	EQUIP. NUMBER	TECH.	TEST TYPE*	TEST P/F	REPAIR METHOD**	REPAIR TEST Y/N	REPAIR TEST TYPE*
5-9-95	350	27/43 A	90/265	—	A.T	AP	F **	P	Y	V - pm
	130	12/43	20/22	—	A.T.	AP	P	P	Y	V
	235	43/44	264/264	—	A.T.	AP	P	P	Y	V
	133	13/44	20/22	—	A.T.	AP	P	P	Y	V
	250	44/45 B	200/259	—	A.T.	AP	P	P	Y	V - pm
	355	45/46 C	50/257	—	A.T.	AP	P	P	Y	
	→	46/47 D	22/254	-	A.T.	AP	←	P UNCHECKED	Y	V DC
5-9-95	327	47/48 E	10/260	—	A.T.	AP	P	P	Y	V
↓	230	27/43 A	~~175~~/265	—	A.T.	AP	P	P	Y	V .
	~~415~~ →	47/48 E	200/260	-	A.T.	AP	←	P UNCHECKED	Y	V DC
5-9-95	300-315	45/46 C	207/257	-	A.T.	AP	F *	P	Y	U
	325	46/47 D	232/254	-	A.T.	AP	P	P	Y	V - pm
	250	44/45 B	59/259	-	A.T.	AP	P	P	Y	V pm
	358	45/46 C	207/257	—	A.T.	AP	F *	P	Y	V pm
	410	45/46 C	130/257	—	A.T.	AP	P ***	P	Y	V pm

COMMENTS: * WILL HAVE TO COME BACK TO THIS SEAM - WOULD NOT KEEP PRESSURE - TRIED TWICE BOTH ENDS
** PRESSURE DROPPED MORE THAN 3 lbs/5 min.
*** APPROX 90' REMAINING FOR SEAM 45/46

* V-Vacuum, S-Spark, AP-Air Pressure, VI-Visual, I-Impact, AL-Air Lance

** B - Bead, P - Patch, CS - Cap Strip

CHK'D BY: [signature]

SIGNATURE: [signature]

NYC Department of Environmental Protection

NON-DESTRUCTIVE SEAM TEST LOG

PROJECT NAME: Pelham Bay Landfill

PROJECT NO.: 876-HP

DATE	TIME	SEAM		EQUIP.	TECH.	TEST		REPAIR	REPAIR TEST	
		NUMBER	LENGTH	NUMBER		TYPE*	P/F	METHOD**	Y/N	TYPE*
5/12	8:07	27-10	6'	A100-15	SC	V	P	P	Y	V
	8:15	8-9	7'			V	P			
	8:25	6-8	24'			V	P			N/A
	9:15	5-6	12'			V	P			
	9:25	3-21	5			V	P			
	9:40	2-3	15'			V	P			DC

COMMENTS: V - SEAM Log For 27-10, 3-21
Seam 11-27 CUT REDONE by MS w/200 EXT @ 8:55

* V-Vacuum, S-Spark, AP-Air Pressure, VI-Visual, I-Impact, AL-Air Lance

** B - Bead, P - Patch, CS - Cap Strip

CHK'D BY: [signature]

SIGNATURE: Paul Marks / Jerry Jakobsen

srnm\92c4087\conform\NONDESTR.XLS

NYC Department of Environmental Protection

NON-DESTRUCTIVE SEAM TEST LOG

PROJECT NAME: Pelham Bay Landfill

PROJECT NO.: 876 HP

DATE	TIME	SEAM		EQUIP.	TECH.	TEST		REPAIR	REPAIR TEST	
		NUMBER	LENGTH	NUMBER		TYPE*	P/F	METHOD**	Y/N	TYPE*
MAY 12,95	7 35/40	P47-48	207/259	N/A	VS	AP	P	P	Y	✓
"	7 35/40	46-47	232/253	"	"	"	"	P	Y	✓
"	7 45/50	27-43	84/261	"	"	"	"	P	Y	✓
"	8 00/05	45-46	78/256	"	"	"	"	P	Y	✓
"	8 05/10	47-48	39/259	"	"	"	"	P	Y	✓
"	8 37/42	49-50	90/240	"	"	"	"	P	Y	✓
"	8 40/45	51-52	70/247	"	"	"	"	P	Y	✓
"	8 40/45	53-54	147/247	"	"	"	"	P	Y	✓
"	9 00/05	18-49	166/240	"	"	"	"	P	Y	✓
"	9 05/10	18-49	74/240	"	"	"	"	P	Y	✓
"	9 10/15	49-50	93/240	"	"	"	"	P	Y	✓
"	9 10/15	49-50	147/240	"	"	"	"	P	Y	✓
"	9 15/20	50-51	Entire	"	"	"	"	P	Y	✓
"	10 10/15	51-52	177/247	"	"	"	"	P	Y	✓
"	10 15/20	53-54	43/258	"	"	"	"	P	Y	✓

COMMENTS:

* V-Vacuum, S-Spark, AP-Air Pressure, VI-Visual, I-Impact, AL-Air Lance

** B - Bead, P - Patch, CS - Cap Strip

CHK'D BY: T Mark

SIGNATURE: Roydell Campbell

Sheet ~~8~~ 10 of ~~20~~ 21

NYC Department of Environmental Protection

NON-DESTRUCTIVE SEAM TEST LOG

PROJECT NAME: Pelham Bay Landfill

PROJECT NO.: 876 HP

DATE	TIME	SEAM		EQUIP.	TECH.	TEST		REPAIR	REPAIR TEST	
		NUMBER	LENGTH	NUMBER		TYPE*	P/F	METHOD**	Y/N	TYPE*
MAY12,95	10 25/30	53-54	151/258	N/A	VS	AP	P	P	Y	V-pm

COMMENTS:

* V-Vacuum, S-Spark, AP-Air Pressure, VI-Visual, I-Impact, AL-Air Lance

** B - Bead, P - Patch, CS - Cap Strip

CHK'D BY: [signature]

SIGNATURE: R. Campbell

2:4087\conform\NONDESTR.XLS

1 12 2:10 96

Sheet 11 of 158 241

NYC Department of Environmental Protection

NON-DESTRUCTIVE SEAM TEST LOG

PROJECT NAME: Pelham Bay Landfill

PROJECT NO.: 876-HP

DATE	TIME	SEAM NUMBER	SEAM LENGTH	EQUIP. NUMBER	TECH.	TEST TYPE*	TEST P/F	REPAIR METHOD**	REPAIR TEST Y/N	REPAIR TEST TYPE*
5-15	1:35	52-53	136/250 U		K.O.	AT	P	P-B	Y	✓
	1:55	52-53	192/250 M		K.O	AT	P	P.1	Y	✓
	2:35	52-53	80/250 M		K.O	AT	P	P	Y	✓
	2:10	52-53	22/250 L		K.O	AT	P	P	Y	✓
	4:10	55-56	259/267		K.O	AT	P	— P	Y	✓
	4:20	56-57	272/272		K.O	AT	P	↓	↓	↓
	5:05	57-58	274/274		K.O	AT	P	↓	↓	↓
	5:55	58-59	96/276 L		K.O	AT	P	P	Y	✓
	6:10	58-59	158/276		K.O	AT	P	P	Y	✓

COMMENTS: SEAM 52-53 fail several times before passing - generating 4 test segments (3 patches)
SEAM 58-59 - STILL NEED 22' TESTED AT TOP

* V-Vacuum, S-Spark, AP-Air Pressure, VI-Visual, I-Impact, AL-Air Lance

** B - Bead, P - Patch, CS - Cap Strip

CHK'D BY: [signature]

SIGNATURE: Paul Mark

smm\92c4087\consform\NONDESTR.XLS

NYC Department of Environmental Protection

NON-DESTRUCTIVE SEAM TEST LOG

PROJECT NAME: Pelham Bay Landfill

PROJECT NO.: 876-HP

DATE	TIME	SEAM NUMBER	SEAM LENGTH	EQUIP. NUMBER	TECH.	TEST TYPE*	TEST P/F	REPAIR METHOD**	REPAIR TEST Y/N	REPAIR TEST TYPE*
5-16	1:15	63-64	76/272 LM		KO	AP	P	Patch	Y	V
	1:20	63-64	53/272		KO	AP	P	Patch	Y	V
	1:44	62-63	100/267		KO	AP	P	P	Y	V
	1:51	63-64	135/272		KO	AP	P	P	Y	V
	3:12	49-28	22/22		YS	AP	P	P	Y	V
	3:25	50-29	22/22		YS	AP	P	P	Y	V
	3:15	64-65	69/288		KO	AP	P	P	Y	V
	3:40	64-65	167/288		KO	AP	P	P	Y	V
	~~3:30~~	~~30-51~~	~~22/22~~		~~YS~~	~~AP~~	~~P~~			
		~~31-52~~	~~22~~		~~YS~~	~~AP~~			On Roy A	
		~~32-53~~	~~22~~		~~YS~~	~~AP~~				
		~~33-54~~	~~22~~		~~YS~~	~~AP~~			Sheet	
	3:55	64-65	52/288		KO	AP	P	P	Y	V

COMMENTS: SEAM 63-64 BOTTOM 8' NEEDS EXT WEID

* VT on 5/22 ok 8' [illegible]

✓ 64-65 seam length 288?

* V-Vacuum, S-Spark, AP-Air Pressure, VI-Visual, I-Impact, AL-Air Lance

** B - Bead, P - Patch, CS - Cap Strip

CHK'D BY: [signature]

SIGNATURE: [signature]

smm\92c4087\consform\NONDESTR.XLS

NYC Department of Environmental Protection — NON-DESTRUCTIVE SEAM TEST LOG

PROJECT NAME: Pelham Bay Landfill — PROJECT NO: 876 HP

DATE	TIME	SEAM NUMBER	SEAM LENGTH	EQUIP NUMBER	TECH	TEST TYPE*	TEST P/F	REPAIR METHOD**	REPAIR TEST Y/N	REPAIR TEST TYPE*
5/16/95	315-320	29-50	18'	NA	YS	AP	P	P	Y	V
"	320-325	30-51	18'	NA	YS	AP	P			
"	330-335	31-52	18'	NA	YS	AP	P			
"	337-342	32-53	18'	NA	YS	AP	P			
"	344-349	33-54	18'	NA	YS	AP	P	↓	↓	↓
5/16/95	12:37	14/45	22'	N/A	YS	AP	P	P	Y	V
↓	12:45	16/47	22'	↓	↓	↓	↓	↓	↓	↓
↓	12:45	15/46	22'	↓	↓	↓	↓	↓	↓	↓

COMMENTS:

* V Vacuum, S-Spark, AP-Air Pressure, VI-Visual, I-Impact, AL-Air Lance

** B - Bead, P - Patch, CS - Cap Strip

CHK'D BY: [signature] SIGNATURE: Paul Mendes

NYC Department of Environmental Protection

NON-DESTRUCTIVE SEAM TEST LOG

PROJECT NAME: Pelham Bay Landfill

PROJECT NO.: 876-HP

DATE	TIME	SEAM NUMBER	SEAM LENGTH	EQUIP. NUMBER	TECH.	TEST TYPE*	TEST P/F	REPAIR METHOD**	REPAIR TEST Y/N	REPAIR TEST TYPE*
5-16-95	8:00	59/60	20/272		K.O.	AP	P	P	Y	V
	8:15	58/59	22/276		KO	AP	P	P	Y	V
	8:40	⊛ 55/56	13/267		KO	AP	P	P	Y	V
	8:32	59-60	~~ENTIRE~~ 250/272		KO	AP	P	P	Y	V
	10:15	60-61	ENTIRE 265/265		KO	AP	P	P	Y	V
	9:25	60-25	22/22		KO	AP	P			
	9:26	61-26	22/22		KO	AP	P			
	10:16	59-24	22/22		KO	AP	P			
	10:17	58-23	22/22		KO	AP	P			
	11:16	57-22	22/22		KO	AP	P			
	11:17	56-21	22/22		KO	AP	P			
	11:18	55-20	22/22		KO	AP	P			
**	11:33	61-62	256/263		KO	AP	P	P	Y	V
	11:47	62-63	167/267		KO	AP	P	P	Y	V
	~~12:55~~	~~63-64~~	L		~~KO~~	~~AP~~	~~P~~	~~P~~		

COMMENTS: ⊛ Make correction from Day Before Δ to 254/267

** Seam 61-62 was cut short + patched ∴ not missing 7' 61-62 - 62-63 - 267'
Patch cover 2' + VF on S/L

* V-Vacuum, S-Spark, AP-Air Pressure, VI-Visual, I-Impact, AL-Air Lance

** B - Bead, P - Patch, CS - Cap Strip

CHK'D BY: [signature]

SIGNATURE: [signature]

smm\92c4087\consform\NONDESTR.XLS

NYC Department of Environmental Protection

NON-DESTRUCTIVE SEAM TEST LOG

PROJECT NAME: Pelham Bay Landfill

PROJECT NO.: 876-HP

DATE	TIME	SEAM		EQUIP. NUMBER	TECH.	TEST		REPAIR METHOD**	REPAIR TEST	
		NUMBER	LENGTH			TYPE*	P/F		Y/N	TYPE*
5-17-95	8:21	65/67	265'/ALL	—	KO	AP	P	P	Y	V
	8:22	55/66	155'/265'	—	KO	AP	P	P	Y	V
	9:17	55/66	55/265'	—	KO	AP	P	P	Y	V
	9:30	55/66	70/265'	—	KO	AP	P	P	Y	V
	9:33	67/68	195/265'	—	KO	AP	P	P	Y	V
	9:38	58/59	257/257'	—	KO	AP	P	P	Y	V
	9:45	62/63	255/265'	—	KO	AP	P	P	Y	V
	9:50	61/62	17/265'	—	AT/KO	AP	P	P	Y	V
	9:55	54/55	10'/265'	—	AT/KO	AP	P	P	Y	V
	10:00	55-66	14/267	—	KO	AP	P	P	Y	V
	10 08	67-18	22	—	KO	AP	P	P	Y	V
	10 08	66-19	22	—	KO	AP	P	|	|	|
	10:14	68-49	22	—	KO	AP	P	|	|	|
	10:20	69-50	22		KO	AP	P	|	|	|
	10:16	67-68	60/265		KO	AP	P	P	Y	V

COMMENTS: * REMAINING 10' OF SEAM TO BE FINISHED WILL BE EXTRUSION WELDED
** EXT WELD 5' OF CAP

* V-Vacuum, S-Spark, AP-Air Pressure, VI-Visual, I-Impact, AL-Air Lance

** B - Bead, P - Patch, CS - Cap Strip

CHK'D BY: [signature]

SIGNATURE: [signature]

SP3 - BC2

NYC Department of Environmental Protection

NON-DESTRUCTIVE SEAM TEST LOG

PROJECT NAME: Pelham Bay Landfill

PROJECT NO.: 876-HP

DATE	TIME	SEAM		EQUIP.	TECH.	TEST		REPAIR	REPAIR TEST	
		NUMBER	LENGTH	NUMBER		TYPE*	P/F	METHOD**	Y/N	TYPE*
5-17		48-16	6'	-		V	P	P	Y	V
		48-17	21'	-		V	P			N/A
		27-12	5'	-		V	P	↓	↓	DC

COMMENTS:

* V-Vacuum, S-Spark, AP-Air Pressure, VI-Visual, I-Impact, AL-Air Lance

** B - Bead, P - Patch, CS - Cap Strip

CHK'D BY: Dal Gitt

SIGNATURE: R. Campbell

Sheet 17 of 241

NYC Department of Environmental Protection

NON-DESTRUCTIVE SEAM TEST LOG

PROJECT NAME: Pelham Bay Landfill

PROJECT NO.: 876-HP

DATE	TIME	SEAM NUMBER	SEAM LENGTH	EQUIP. NUMBER	TECH.	TEST TYPE*	TEST P/F	REPAIR METHOD**	REPAIR TEST Y/N	REPAIR TEST TYPE*
5-17	10:30	70-51	22		KO	AP	P	P	Y	V
	10:35	62-27	22		KO	AP	P			
	10:36	63-65/43-45	66		KO	AP	P			
	1:00	73-74	108/108		KO	AP	P			
	139	74-75	109/109		KO	AP	P			
	2:42	71-72	100/200		KO	AP	P			
	2:43	71-72	100/200		KO	AP	P			

COMMENTS:

71
72

P 73 - 108
74 110
75 110

* V-Vacuum, S-Spark, AP-Air Pressure, VI-Visual, I-Impact, AL-Air Lance

** B - Bead, P - Patch, CS - Cap Strip

CHK'D BY: [signature]

SIGNATURE: Paul Marks

NYC Department of Environmental Protection

NON-DESTRUCTIVE SEAM TEST LOG

PROJECT NAME: Pelham Bay Landfill

PROJECT NO.: 876-HP

DATE	TIME	SEAM NUMBER	SEAM LENGTH	EQUIP. NUMBER	TECH.	TEST TYPE*	TEST P/F	REPAIR METHOD**	REPAIR TEST Y/N	REPAIR TEST TYPE*
5-18-95	12:45	76/77	148'/187'	—	~~K~~KO	AP	P	P	V	V
	12:57	76/77	39'/187'	—	KO	AP	P	P		
	1:15	77/78	26'/26'	—	KO	AP	P	P		
	1:32	78/79	26'/26'	—	KO	AP	P	P		
	2:15	77/79	115'/178'	—	KO	AP	P	P		
	2:25	77/79	63'/178'	—	KO	AP	P	P		
	3:00	81/79	26'/26'	—	KO	AP	P	P		
	3:10	82/79	26'/26'	—	KO	AP	P	P		
	~~3:15~~ 4:00	82/81	132'/132'		KO	AP	P	P		
	3:25	81/78	29'/139'	—	KO	AP	P	P		
	3:45	81/78	69'/139'		KO	AP	P	P		
	4:05	81/78	32'/139'		KO	AP	P	P		
		~~83/84~~								
		~~84/85~~								
5-18-95	~~10:00~~	32-33	8'/73'	—	KP	V	P	—	—	— DM

COMMENTS: 81/78 HAS ~~4~~ 9' LEFT TO BE WELDED BY GUN AND VACUUM TESTED.

82/83 WAS NOT AIR TESTED! SAME FOR 83/84 AND 84/85

* V-Vacuum, S-Spark, AP-Air Pressure, VI-Visual, I-Impact, AL-Air Lance

** B - Bead, P - Patch, CS - Cap Strip

CHK'D BY: Paul Mark

SIGNATURE:

NYC Department of Environmental Protection

NON-DESTRUCTIVE SEAM TEST LOG

PROJECT NAME: Pelham Bay Landfill

PROJECT NO.: 876-HP

DATE	TIME	SEAM NUMBER	SEAM LENGTH	EQUIP. NUMBER	TECH.	TEST TYPE*	TEST P/F	REPAIR METHOD**	REPAIR TEST Y/N	REPAIR TEST TYPE*
5/22/95	1100	55/66	1 PATCH	—	A.T.	VT	P	P	Y	V
		19/20	2 PATCHES	—		VT	P			
		57/58	1 PATCH	—		VT	P			
		57/58	DS 20	—		VT	P			
		58/59	DS 19	—		VT	P			
			DS 18	—		VT	P			
			DS 23	—		VT	P			
			DS 24	—		VT	P			

COMMENTS:

* V-Vacuum, S-Spark, AP-Air Pressure, VI-Visual, I-Impact, AL-Air Lance

** B - Bead, P - Patch, CS - Cap Strip

CHK'D BY: [signature]

SIGNATURE: [signature]

SSS 5/22/95

NYC Department of Environmental Protection

NON-DESTRUCTIVE SEAM TEST LOG

PROJECT NAME: Pelham Bay Landfill

PROJECT NO.: 876-HP

DATE	TIME	SEAM NUMBER	SEAM LENGTH	EQUIP. NUMBER	TECH.	TEST TYPE*	TEST P/F	REPAIR METHOD**	REPAIR TEST Y/N	REPAIR TEST TYPE*
5-22		Boot around Pipe ANE SED Pond A			Kam	V	P	B	Y	V
		~~DS-1~~ SEAM 2-3				V	P			
		31-30	Bottom 10' BY ACH TIE			V	P	P		
		DS-10 SEAM 27-28				V	P			
		40-39	Bottom 10'			V	P			
		63-64	8' Bottom			V	P			
		61-62	PATCH			V	P			
				W						

COMMENTS: ✓ - SEAM 31-30 DS - with V-BX

* V-Vacuum, S-Spark, AP-Air Pressure, VI-Visual, I-Impact, AL-Air Lance

** B - Bead, P - Patch, CS - Cap Strip

CHK'D BY: [signature] SIGNATURE: [signature]

NYC Department of Environmental Protection

NON-DESTRUCTIVE SEAM TEST LOG

PROJECT NAME. Pelham Bay Landfill

PROJECT NO.: 876-HP

DATE	TIME	SEAM NUMBER	SEAM LENGTH	EQUIP. NUMBER	TECH.	TEST TYPE*	TEST P/F	REPAIR METHOD**	REPAIR TEST Y/N	REPAIR TEST TYPE*
5-22	7:46	83-84	ENTIRE 100/100		KO	AP	P	P	Y	V
	7:45	79-83	ENTIRE 27/27		KO	AP	P	P		
	7:50	79-84	ENTIRE 21/21		KO	AP	P	P		
	7:51	*82-83	ENTIRE 61/110 U		KO	AP	P	PATCH		
	7:54	*82-83	38/110 U		KO	AP	P	PATCH		
	8:05	79-85	ENT. 28/28		KO	AP	P	P		
	8:05	84-85	ENT. 16/16		KO	AP	P	P		
	8:10	85-86	ENT 24/24		KO	AP	P	P		
	8:16	79-86	ENT 25/25		KO	AP	P	P		
*		*82-83	11/ L				F	PATCH		
*	9:51	78-87	173/182		KO	AP	P	P		
	9:48	87-88	183/183		KO	AP	P	P		
	10:03	88-89	29/180 U		KO	AP	P	PATCH		
	10:30	88-89	38/180 UM		KO	AP	P	P		
	10:42	88-89	83/180 LM		KO	AP	P	P		

COMMENTS: * BOTTOM 11' of 82-83 NEEDS EXT WELD AND TO BE V-BX
* TOP 9' 78-87

• V-Vacuum, S-Spark, AP-Air Pressure, VI-Visual, I-Impact, AL-Air Lance

•• B - Bead, P - Patch, CS - Cap Strip

CHK'D BY: [signature]

SIGNATURE: [signature]

P.Mgr

78/87/88/89

NYC Department of Environmental Protection

NON-DESTRUCTIVE SEAM TEST LOG

PROJECT NAME: Pelham Bay Landfill

PROJECT NO.: 876 HP

DATE	TIME	SEAM NUMBER	SEAM LENGTH	EQUIP. NUMBER	TECH.	TEST TYPE*	TEST P/F	REPAIR METHOD**	REPAIR TEST Y/N	REPAIR TEST TYPE*
5-22	10 50	88-89	19/180 L		KO	AT	P	PATCH	Y	✓
	11:01	@89-90	57/171 U		KO	AT	P	PATCH		
	11 10	@90-91	83/156 L		KO	AT	P	P		
	11 18	@89-90	78/171 M		KO	AT	P	P		
	12:55	@89-90	36/171 L		KO	AT	P	P		
	12:56	@90-91	65/156 U		KO	AT	P	P		
	1:13	91-92	13/153 L		KO	AT	P	PATCH		
	1:14	91-92	140/153 U		KO	AT	P	PATCH		
	1:45	92-93	100/142 U		KO	AT	P	P		
	2:00	92-93	36/142 L		KO	AT	P	PATCH		
	2:06	93-94	76/145 L		KO	AT	P	P		
	2:09	93-94	69/145 U		KO	AT	P	PATCH		
	2:45	94-95	67/130 L		KO	AT	P	PATCH		
	2:50	94-95	70/137 U		KO	AT	P	P		
	3:05	95-96	ENT 109/109		KO	AT	P	P	↓	↓

COMMENTS: ~8' NEED TO BE EXT WELD & V-BOXED AT Bottom of 88-89
~8' AT TOP of 90-91 IN ANCHOR TRE
~6' AT Bottom of 92-93 IN ANCHOR TRE

* V-Vacuum, S-Spark, AP-Air Pressure, VI-Visual, I-Impact, AL-Air Lance

** B - Bead, P - Patch, CS - Cap Strip

CHK'D BY: [signature]

SIGNATURE: [signature]

Sheet 23 of 241

NYC Department of Environmental Protection

NON-DESTRUCTIVE SEAM TEST LOG

PROJECT NAME: Pelham Bay Landfill

PROJECT NO.: 876-HP

DATE	TIME	SEAM NUMBER	SEAM LENGTH	EQUIP. NUMBER	TECH.	TEST TYPE*	TEST P/F	REPAIR METHOD**	REPAIR TEST Y/N	REPAIR TEST TYPE*
5-22	3:14	95-97	27/83 U		KO	AT	P	P	Y	V
	3:19	96-97	42/83 M		KO	AT	P			
	3:59	96-97	14/83 L		KO	AT	P			
	3:40	97-99	ENT 32/46		KO	AT	P			
	4:00	98-99	39/39		KO	AT	P			
	3:35	97-98	ENT 35/38		KO	AT	P			
	4:00	96-98	29/36		KO	AT	P			
	4:27	98-101	28/127 UM		KO	AT	P			
	442	98-101	36/127 VM		KO	AT	P			
		~~98-100~~								
	448	98-101	41/127 JL		KO	AT	P			
	5:00	100-101	ENT 71/71		KO	AT	P			
	5:10	101-103	87/87		KO	AT	P			
	5:05	103-100	ENT 66/66		KO	AT	P			

COMMENTS: 97-99 TOP 8' EXT WELD + VBX 97-98 TOP 3' Bead VBX ENTIRE 103-104 > BEAD
96-98 BOTTOM 7' EXT WELD + VBX 104-106
98-101(22') Lower middle by A.T MUST BE PATCHED Because of Short overlap + BEAD by Lower Patch

* V-Vacuum, S-Spark, AP-Air Pressure, VI-Visual, I-Impact, AL-Air Lance

** B - Bead, P - Patch, CS - Cap Strip

CHK'D BY: [signature] SIGNATURE: Paul Markee

NYC Department of Environmental Protection

NON-DESTRUCTIVE SEAM TEST LOG

PROJECT NAME: Pelham Bay Landfill

PROJECT NO.: 876-HP

DATE	TIME	SEAM		EQUIP.	TECH.	TEST		REPAIR	REPAIR TEST	
		NUMBER	LENGTH	NUMBER		TYPE*	P/F	METHOD**	Y/N	TYPE*
~~5-21~~	~~7:05~~	~~78/87~~		—	KO	AP				
5-22	5:20	102/100	~~99~~ 98/170'		KO	AT	P	P	Y	V
	5:25	102/100	100/170		KO	AT	P	↓	↓	↓
	5:28	102/100	12/170		KO	AT	P			
	5:44	102/105	ENT 168/16		KO	AT	P	↓	↓	↓

COMMENTS: 102/100 11' at TOP Bead

* V-Vacuum, S-Spark, AP-Air Pressure, VI-Visual, I-Impact, AL-Air Lance

** B - Bead, P - Patch, CS - Cap Strip

CHK'D BY: [signature]

SIGNATURE: [signature]

NYC Department of Environmental Protection

NON-DESTRUCTIVE SEAM TEST LOG

PROJECT NAME: Pelham Bay Landfill

PROJECT NO.: 876-HP

DATE	TIME	SEAM NUMBER	SEAM LENGTH	EQUIP. NUMBER	TECH.	TEST TYPE*	TEST P/F	REPAIR METHOD**	REPAIR TEST Y/N	REPAIR TEST TYPE*
5-23	7:51	105-106	171/171		KO	AT	P	P	Y	✓
	7:35	106-107	159/171		KO	AT	P			
	7:38	106-107	12/171		KO	AT	P			
	7:47	107-108	167/167		KO	AT	P			
	9:22	108-109	170/170		KO	AT	P			
	9:23	109-110	63/165		KO	AT	P			
	10:30	109-110	102/165		KO	AT	P			
	10:34	110-111	60/175		KO	AT	P			
	10:38	110-111	115/175		KO	AT	P			
	10:45	111-112	27/176		KO	AT	P			
	10:46	111-112	7/176		KO	AT	P			
	11:00	111-112	64/176		KO	AT	P			
	11:13	111-112	28/176		KO	AT	P			
	11:38	111-112	43/176		KO	AT	P			
	11:35	111-112	30/176		KO	AT	P			

COMMENTS: SEAM 111-112, JUST BELOW LOWER BERM (34' TO 40' MARK) NEED PATCH, VBX (~6')
(2) 4' Patches IN MIDDLE
~~(1) 10' @ TOP ANCH TRENCH~~

SEAM #	LENGTH
108-109	170
109-110	165
110-111	175
111-112	176

* V-Vacuum, S-Spark, AP-Air Pressure, VI-Visual, I-Impact, AL-Air Lance

** B - Bead, P - Patch, CS - Cap Strip

CHK'D BY: [signature]

SIGNATURE: Paul Mendes

NYC Department of Environmental Protection

NON-DESTRUCTIVE SEAM TEST LOG

PROJECT NAME: Pelham Bay Landfill

PROJECT NO.: 876-HP

DATE	TIME	SEAM NUMBER	SEAM LENGTH	EQUIP. NUMBER	TECH.	TEST TYPE*	TEST P/F	REPAIR METHOD**	REPAIR TEST Y/N	REPAIR TEST TYPE*
5-23	11:40	111-112	19/176		KO	AP	P	P	Y	V
	11:45	111-112	10/176		KO	AP	P			
	~~11:~~	~~112-113~~								
	1:07	113-114	ENT. at 174/174		KO	AP	P			
	1:22	114-115	~~Entire~~ 159/171		KO	AP	P			
	1:25	115-116	~~Entire~~ 49/170		KO	AP	P			
	1:30	115-116	76/170		KO	AP	P			
	1:35	115-116	15/170		KO	AP	P			
	2:15	115-116	16/170		KO	AP	P			
	2:15	115-116	14/170		KO	AP	P			
	2:17	114-115	12/171		KO	AP	P			
	2:25	112-113	3/175		KO	AP	P			
	2:43	112-113	16/175		KO	AP	P			
	2:50	112-113	24/175		KO	AP	P			
	3:03	112-113	28/175		KO	AP	P			

COMMENTS: 112-113 ~8' BEAD @ TOP ACHOR TRENCH

* V-Vacuum, S-Spark, AP-Air Pressure, VI-Visual, I-Impact, AL-Air Lance

** B - Bead, P - Patch, CS - Cap Strip

CHK'D BY: [signature]

SIGNATURE: Paul Marla

NYC Department of Environmental Protection

NON-DESTRUCTIVE SEAM TEST LOG

PROJECT NAME: Pelham Bay Landfill

PROJECT NO.: 876-HP

DATE	TIME	SEAM NUMBER	SEAM LENGTH	EQUIP. NUMBER	TECH.	TEST TYPE*	TEST P/F	REPAIR METHOD**	REPAIR TEST Y/N	REPAIR TEST TYPE*
5-23	3:10	112-113	8/175		KO	AP	P	P	Y	V
	3:15	112-113	37/175		KO	AP	P	↓	↓	↓
	3:25	112-113	35/175		KO	AP	P	↓	↓	↓
	3:26	112-113	12/175		KO	AP	P	↓	↓	↓
	3:58	118-117	32/32		KO	AP	P	↓	↓	↓
	4:03	118-119	109/109		KO	AP	P	↓	↓	↓

COMMENTS:

118-119 | 109

* V-Vacuum, S-Spark, AP-Air Pressure, VI-Visual, I-Impact, AL-Air Lance

** B - Bead, P - Patch, CS - Cap Strip

CHK'D BY: [signature]

SIGNATURE: [signature]

smm\92c4087\consform\NONDESTR.XLS

NYC Department of Environmental Protection

NON-DESTRUCTIVE SEAM TEST LOG

PROJECT NAME: Pelham Bay Landfill

PROJECT NO.: 876-HP

DATE	TIME	SEAM NUMBER	SEAM LENGTH	EQUIP. NUMBER	TECH.	TEST TYPE*	TEST P/F	REPAIR METHOD**	REPAIR TEST Y/N	REPAIR TEST TYPE*
5/23/95	4:30	117/118	28'	—	KO	AT	P	P	Y	V
		117/119	33'	—	KO	AT	P	P		
		117/120	32'	—	KO	AT	P	P		
		119/120	54'/87'	—	KO	AT	P	PATCH		
	4:43	117/121	29'	—	KO	AT	P	P		
	4:43	120/12[illegible]	32'	—	KO	AT	P	P		
	4:48	119/120	18'/87'	—	KO	AT	P	PATCH		
	4:48	119/120	10'/87'	—	KO	AT	P	PATCH		
	4:53	121/122	37'	—	KO	AT	P	P		
	4:53	117/122	33'	—	KO	AT	P	P		

COMMENTS: 119/120 all accounted for misc for ft are between tests and will be Patched - AM 5/23

* V-Vacuum, S-Spark, AP-Air Pressure, VI-Visual, I-Impact, AL-Air Lance

** B - Bead, P - Patch, CS - Cap Strip

CHK'D BY: [signature]

SIGNATURE: [signature]

smm\92c4087\consform\NONDESTR.XLS

NYC Department of Environmental Protection

NON-DESTRUCTIVE SEAM TEST LOG

PROJECT NAME: Pelham Bay Landfill

PROJECT NO.: 876-HP

DATE	TIME	SEAM		EQUIP.	TECH.	TEST		REPAIR	REPAIR TEST	
		NUMBER	LENGTH	NUMBER		TYPE*	P/F	METHOD**	Y/N	TYPE*
5-24		82-83	BOTTOM 11'		KS	V	P	P	Y	V
		78-81	BOTTOM 9'		KS	V	P			
		92-93	BOTTOM 6'		KS	V	P			
		97-99	TOP 8'		KS	V	P			
		98-101	BOTTOM 22'		KS	V	P			
		104-103	ENTIRE		KS	V	P			
		104-100	ENTIRE		KS	V	P			
		100-102	TOP 11'		KS	V	P			
		111-112	NEAR TOP 4'		KS	V	P			
		111-112	MIDDLE 4'		KS	V	P			
		111-112	NEAR BOTTOM 6'		KS	V	P			
		112-113	TOP 8'		KS	V	P			

COMMENTS:

* V-Vacuum, S-Spark, AP-Air Pressure, VI-Visual, I Impact, AL-Air Lance

** B - Bead, P - Patch, CS - Cap Strip

CHK'D BY: _____ SIGNATURE: _____

NYC Department of Environmental Protection

NON-DESTRUCTIVE SEAM TEST LOG

PROJECT NAME: Pelham Bay Landfill

PROJECT NO.: 876-HP

DATE	TIME	SEAM		EQUIP. NUMBER	TECH.	TEST		REPAIR	REPAIR TEST	
		NUMBER	LENGTH			TYPE*	P/F	METHOD**	Y/N	TYPE*
5-24	8:05	123-91	22/22		KO	AP	P	P	Y	V
	8:06	118-123	134/134		KO	AP	P			
	8:19	118-90	22/22		KO	AP	P			
	9:06	119-89	22/22		KO	AP	P			
	9:03	120-88	22/22		KO	AP	P			
	9:50	121-87	22/22		KO	AP	P			
	9:10	122-77	22/22		KO	AP	P			
	957	117-76	22/22		KO	AP	P			
	10:24	123-124	10/156		KO	AP	P			
	10:21	117-124	33/33		KO	AP	P			
	11:04	117-125	32/32		KO	AP	P			
	10:23	117-123	28/28		KO	AP	P			
	10:51	123-124	22/156		KO	AP	P			
	10:44	123-124	124/156		KO	AP	P			

COMMENTS:

S123-124 | 156'
124-125 | 183'
117-124 | 33'

* V-Vacuum, S-Spark, AP-Air Pressure, VI-Visual, I-Impact, AL-Air Lance

** B - Bead, P - Patch, CS - Cap Strip

CHK'D BY: [signature]

SIGNATURE: [signature]

W 4

110/85/93 31/43 5/4C

Sheet 31 of 241

NYC Department of Environmental Protection

NON-DESTRUCTIVE SEAM TEST LOG

PROJECT NAME: Pelham Bay Landfill

PROJECT NO.: 876-HP

DATE	TIME	SEAM NUMBER	SEAM LENGTH	EQUIP. NUMBER	TECH.	TEST TYPE*	TEST P/F	REPAIR METHOD**	REPAIR TEST Y/N	REPAIR TEST TYPE*
5-24	10:53	124-125	12/183		KO	AP	P	PATCH	Y	V
	10:54	124-125	171/183		KO	AP	P			
	11:15	125-126	93/190		KO	AP	P	PATCH		
	11:20	125-126	12/190		KO	AP	P	PATCH		
	11:30	125-126	35/190		KO	AP	P	PATCH		
	11:46	125-126	3/190		KO	AP	P			
	11:25	126-127	192/192		KO	AP	P			
	12:50	125-126	40/190		KO	AP	P			
	1:31	127-128	191/191		KO	AP	P			
	1:07	128-129	80/196		KO	AP	P			
	1:12	128-129	100/196		KO	AP	P			
	2:03	128-129	13/196		KO	AP	P			
	2:18	129-130	22/190 L		KO	AP	P			
	2:12	129-130	27/190 LM		KO	AP	P			
	2:25	129-130	12/190 VM		KO	AP	P			

COMMENTS: * 125-126 7' IN MIDDLE BET. BURNOUTS EXT WELD
* 128-129 3' 11 ft from BOTTOM BEAD + VT

125-126	190'
126-127	192'
127-128	191'
128-129	196'
129-130	190'

* V-Vacuum, S-Spark, AP-Air Pressure, VI-Visual, I-Impact, AL-Air Lance

** B - Bead, P - Patch, CS - Cap Strip

* S127-128 STOP Shot ~ 2' from upper ANCH Trench, MUST √ FOR EXT WELD AND V.T.

CHK'D BY: [signature]

SIGNATURE: [signature]

smm\92c4087\cor.form\NONDESTR.XLS

NYC Department of Environmental Protection

NON-DESTRUCTIVE SEAM TEST LOG

PROJECT NAME: Pelham Bay Landfill

PROJECT NO.: 876-HP

DATE	TIME	SEAM NUMBER	SEAM LENGTH	EQUIP. NUMBER	TECH.	TEST TYPE*	TEST P/F	REPAIR METHOD**	REPAIR TEST Y/N	REPAIR TEST TYPE*
5-24	2:30	129-130	19/190		KO	AP	P	P	Y	V
	2:36	129-130	10/190		KO	AP	P			
	2:37	129-130	87/190		KO	AP	P			
	2:46	130-131	37/199		KO	AP	P			
	2:48	130-131	162/199		KO	AP	P			
	3:04	131-132	ENT 204/204		KO	AP	P			
	3:10	132-133	ENT 207/207		KO	AP	P			
	3:40	133-134	139/210		KO	AP	P			
	3:42	134-135	38/222		KO	AP	P			
	3:39	134-135	180/222		KO	AP	P			
	3:55	133-134	71/210		KO	AP	P			
	4:14	135-136	199/219		KO	AP	P			
	4:24	135-136	20/219		KO	AP	P			
	4:35	136-137	221/221		KO	AP	P			
	4:40	137-138	225/225		KO	AP	P			

COMMENTS: 129-130 ~3' BEAD + VT @ TOP
131-132 ~5 EXT WELD + VT @ TOP
134-135 ~4' at TOP middle upper B Row EXT + VT

~~129-130~~ | L - NEED ~~4' BEAD @ TOP + VT~~

S 130-131	199
132-133	207
133-134	210
134-135	222
135-136	219
136-137	221
137-138	225

131-132 | 204

* V-Vacuum, S-Spark, AP-Air Pressure, VI-Visual, I-Impact, AL-Air Lance

** B - Bead, P - Patch, CS - Cap Strip

CHK'D BY: [signature]

SIGNATURE: [signature]

smm\92c4087\consform\NONDESTR.XLS

* - NEED SEAM LENGTHS

Sheet 33 of 241

NYC Department of Environmental Protection

NON-DESTRUCTIVE SEAM TEST LOG

PROJECT NAME: Pelham Bay Landfill

PROJECT NO.: 876-HP

DATE	TIME	SEAM NUMBER	SEAM LENGTH	EQUIP. NUMBER	TECH.	TEST TYPE*	TEST P/F	REPAIR METHOD**	REPAIR TEST Y/N	REPAIR TEST TYPE*
5-25	8:20	138-139	ENTIRE 222/222		K.O.	AP	P	P	Y	V
	8:21	139-140	TOP 143/219		KO	AP	P			
	8:25	140-141	ENT-9 208/217		KO	AP	P			
	8:35	141-142	TOP 8/219		KO	AP	P			
	8:37	141-142	BOT 211/219		KO	AP	P			
	8:41	142-143	TOP 69/226		KO	AP	P			
	9:01	142-143	MID 18/226		KO	AP	P			
	8:46	142-143	BOT 139/226		KO	AP	P			
	9:10	139-140	BOT 76/219		KO	AP	P			
	10:10	141-112	22/22		KO	AP	P			
	10:12	140-111	22/22		KO	AP	P			
	10:26	139-110	22/22		KO	AP	P			
	10:26	138-109	22/22		KO	AP	P			
	10:42	137-108	22/22		KO	AP	P			
	10:35	136-107	22/22		KO	AP	P			

COMMENTS: * 140-141 BEAD TO 9'
142-143

* EW18 at top upper B RIB
SEAM 142-143
21' onto 143

* V-Vacuum, S-Spark, AP-Air Pressure, VI-Visual, I-Impact, AL-Air Lance

** B - Bead, P - Patch, CS - Cap Strip

CHK'D BY: [signature]

SIGNATURE: Paul Marker

smm\92c4087\consform\NONDESTR.XLS

NYC Department of Environmental Protection

NON-DESTRUCTIVE SEAM TEST LOG

PROJECT NAME: Pelham Bay Landfill

PROJECT NO.: 876-HP

DATE	TIME	SEAM NUMBER	SEAM LENGTH	EQUIP. NUMBER	TECH.	TEST TYPE*	TEST P/F	REPAIR METHOD**	REPAIR TEST Y/N	REPAIR TEST TYPE*
5-25	10:51	135-106	22/22		KO	AP	P	P	Y	V
	10:52	134-105	22/22		KO	AP	P			
	11:05	133-102	22/22		KO	AP	P			
	11:19	132-100	22/~~22~~		KO	AP	P			
	11:21	131-98A	22/22 (FOR 2 TEST)		KO	AP	P			
	11:27	131-98B	22/22		KO	AP	P			
	11:30	130-99	22/22		KO	AP	P			
	11:42	129-97	~~22~~/~~22~~		KO	AP	P			
	11:50	128-96	18/22		KO	AP	P			
	12:53	127-95	22/22		KO	AP	P			
	12:55	126-94	22/22		KO	AP	P			
	1:09	125-93	22/22		KO	AP	P			
	1:10	124-92	22/22		KO	AP	P			
	1:42	144-145	184/184		KO	AP	P			
	1:46	146-147	117/117		KO	AP	P			

COMMENTS: * 131-98 Cap Strip, 2 fusion WELDS

* 128-96 4' has to be EXT PVT Toward 127 Side

124-92: 1:05 | 39 / 1:10 | 39

126-94: 1:20 | 37 / 1:25 | 37

128-96: 1145 | 41 / 1150 | 41

125-93: 104 | 39 / 106 | 39

127-95: 1240 | 42 / 1243 | 42

* V-Vacuum, S-Spark, AP-Air Pressure, VI-Visual, I-Impact, AL-Air Lance

** B - Bead, P - Patch, CS - Cap Strip

CHK'D BY: [signature]

SIGNATURE: Paul Mark

NYC Department of Environmental Protection

NON-DESTRUCTIVE SEAM TEST LOG

PROJECT NAME: Pelham Bay Landfill

PROJECT NO.: 876-HP

DATE	TIME	SEAM		EQUIP. NUMBER	TECH.	TEST		REPAIR METHOD**	REPAIR TEST	
		NUMBER	LENGTH			TYPE*	P/F		Y/N	TYPE*
5-25	2:42	149-150	22/22		VS	AP	P	P	Y	V
	2:43	148-150	23/23		VS	AP	P	↓	↓	↓
	2:47	148-149	49/49		VS	AP	P	↓	↓	↓
		90-91	Top 8'			V	P			

COMMENTS:

* V-Vacuum, S-Spark, AP-Air Pressure, VI-Visual, I-Impact, AL-Air Lance

** B - Bead, P - Patch, CS - Cap Strip

CHK'D BY: _____ SIGNATURE: Paul Mark

Sheet 36 of 241

NYC Department of Environmental Protection

NON-DESTRUCTIVE SEAM TEST LOG

PROJECT NAME: Pelham Bay Landfill

PROJECT NO.: 876-HP

DATE	TIME	SEAM NUMBER	SEAM LENGTH	EQUIP. NUMBER	TECH.	TEST TYPE*	TEST P/F	REPAIR METHOD**	REPAIR TEST Y/N	REPAIR TEST TYPE*
5-30	1028	116-151	170/170	—	VS	AP	P	P	Y	V
	10:30	151-152	54/182 B	—	VS	AP	P	PATCH		
	10:31	151-152	28/182 LM		VS	AP	P	PATCH		
	10:57	151-152	73/182 T		VS	AP	P	P		
	10:50	152-153	26/184 B		VS	AP	P	P		
	10:56	151-152	39/182 UM		VS	AP	P	PATCH		
	11:16	152-153	152/184 T		VS	AP	P	PATCH		
	12:55	153-154	48/185		VS	AP	P	PAT		
	12:56	153-154	93/185		VS	AP	P	PATCH		
	1:19	153-154	91/185 T		VS	AP	P	P		
	1:08	154-155	142/188 D		VS	AP	P	PATCH		
	1:18	154-155	46/188 T		VS	AP	P	P		
	2:26	155-156	191/191		VS	AP	P	P		
	2:52	143-157	183/215		VS	AP	P	PATCH		
	255	143-157	32/216		VS	AP	P	P	V	V

COMMENTS: * 152-153 TOP ~6' EXT WELD PVT

• V-Vacuum, S-Spark, AP-Air Pressure, VI-Visual, I-Impact, AL-Air Lance

•• B - Bead, P - Patch, CS - Cap Strip

CHK'D BY: [signature]

SIGNATURE: [signature]

157-158

Sheet 37 of 241

NYC Department of Environmental Protection

NON-DESTRUCTIVE SEAM TEST LOG

PROJECT NAME: Pelham Bay Landfill

PROJECT NO.: 876-HP

DATE	TIME	SEAM NUMBER	SEAM LENGTH	EQUIP. NUMBER	TECH.	TEST TYPE*	TEST P/F	REPAIR METHOD**	REPAIR TEST Y/N	REPAIR TEST TYPE*
5-30	3:10	158-159	10/229 TOP	36/36	VS	AP	P	P	✓	✓
	4:05	158-159	219/229	32/34	VS	AP	P			
	4:06	157-158	213/229	35/37	VS	AP	P			
		159-160								

COMMENTS: * 157-158 - ~~Tomorrow~~ Top 16' Bead ~~BEAD~~ ~~will test tomorrow~~

* V-Vacuum, S-Spark, AP-Air Pressure, VI-Visual, I-Impact, AL-Air Lance

** B - Bead, P - Patch, CS - Cap Strip

CHK'D BY: [signature]

SIGNATURE: [signature]

smm\92c4087\consform\NONDESTR.XLS

NYC Department of Environmental Protection

NON-DESTRUCTIVE SEAM TEST LOG

PROJECT NAME: Pelham Bay Landfill

PROJECT NO.: 876-HP

DATE	TIME	SEAM NUMBER	SEAM LENGTH	EQUIP. NUMBER	TECH.	TEST TYPE*	TEST P/F	REPAIR METHOD**	REPAIR TEST Y/N	REPAIR TEST TYPE*
5-31	* 7:59 ~~152-160~~	152-160 ~~22~~	22		KO	AP	P	P	Y	V
6-1	* 8:00 ~~151-159~~	151-159 ~~22~~	22		KO	AP	P			
	8:22	159-160	228/228 CNT		KO	AP	P			
	8:35	115-157	22		KO	AP	P			
	8:50	113-142	16/22		KO	AP	P			
	8:49	113-142	6/22		KO	AP	P			
	10:10	156-161	185/185		KO	AP	P			
	10:09	161-162	B/188		KO	AP	P			
	10:11	161-162	188/188 E		KO	AP	P			
	10:30	162-163	30/184 M		KO	AP	P			
10AT	~~10:52~~	162-163	46/184 T		KO	AP	P			
	10:50	162-163	88/184 B		KO	AP	P			
	10:30	163-164	113/188 B		KO	AP	P			
	10:38	163-164	75/188 T		KO	AP	P			
		~~164-165~~								

COMMENTS: * SEAMS DONE YESTERDAY MORNING (MS. 1067). NO LOG, LOG TODAY

* V-Vacuum, S-Spark, AP-Air Pressure, VI-Visual, I-Impact, AL-Air Lance

** B - Bead, P - Patch, CS - Cap Strip

CHK'D BY: [signature] SIGNATURE: [signature]

Sheet 39 DC of 241

NYC Department of Environmental Protection

NON-DESTRUCTIVE SEAM TEST LOG

PROJECT NAME: Pelham Bay Landfill

PROJECT NO.: 876-HP

DATE	TIME	SEAM NUMBER	SEAM LENGTH	EQUIP. NUMBER	TECH.	TEST TYPE*	TEST P/F	REPAIR METHOD**	REPAIR TEST Y/N	REPAIR TEST TYPE*
6-1	11:30	164-165	192/192		KO	AP	P	P	Y	V
	11:39	165-166	12/192		↓	↓	P	↓	↓	↓
	11:40	165-166	180/192		↓	↓	P	↓	↓	↓
	1:40	166-167	178/192		JM	↓	P	↓	↓	↓
	2:12	167-168	27/194		↓	↓	P	↓	↓	↓
	2:14	167-168	61/194		↓	↓	P	↓	↓	↓
	2:15	167-168	32/194		↓	↓	P	↓	↓	↓
	2:35	167-168	51/194		↓	↓	P	↓	↓	↓
	2:45	168-169	194/194		↓	↓	P	↓	↓	↓
	3:20	169-170	182/190		↓	↓	P	↓	↓	↓
	3:40	170-171	196/196		↓	↓	P	↓	↓	↓
	3:41	171-172	198/198		↓	↓	P	↓	↓	↓
	4:52	172-173	137/198		↓	↓	P	↓	↓	↓

COMMENTS: 172-173 - LOWER MIDDLE ~6' BEAD + VT
* 166-167 - TOP 14'
167-168 - TOP 18'
169-170 - TOP 8'

* V-Vacuum, S-Spark, AP-Air Pressure, VI-Visual, I-Impact, AL-Air Lance

** B - Bead, P - Patch, CS - Cap Strip

CHK'D BY: [signature]

SIGNATURE: [signature]

NYC Department of Environmental Protection

NON-DESTRUCTIVE SEAM TEST LOG

PROJECT NAME: Pelham Bay Landfill

PROJECT NO.: 876-HP

DATE	TIME	SEAM		EQUIP.	TECH.	TEST		REPAIR	REPAIR TEST	
		NUMBER	LENGTH	NUMBER		TYPE*	P/F	METHOD**	Y/N	TYPE*
6-1	4:20	173/174	149/198	—	JM	AP	P	P	Y	V
	4:40	173-174	49/198		↓	↓	P	↓	↓	↓
	4:25	172-173	53/198				P			
	4:35	174-175	55/204				P			
	4:35	174-175	30/204				P			
	4:40	174-175	25/204				P			
*	5:00	174-175	86/204				F			

COMMENTS: * TOP 86' of SEAM 174-175, WOULD NOT DROP IN PRESSURE. TY TOMMASCH
SEAM 174-175 TOP 8' BEAD LVT

* V-Vacuum, S-Spark, AP-Air Pressure, VI-Visual, I-Impact, AL-Air Lance

** B - Bead, P - Patch, CS - Cap Strip

CHK'D BY: [signature]

SIGNATURE: [signature]

54/102 46/68 208 106/102 278 176-177 218 177-178 216

Sheet 41 of 241

NYC Department of Environmental Protection

NON-DESTRUCTIVE SEAM TEST LOG

PROJECT NAME: Pelham Bay Landfill

PROJECT NO.: 876-HP

DATE	TIME	SEAM NUMBER	SEAM LENGTH	EQUIP. NUMBER	TECH.	TEST TYPE*	TEST P/F	REPAIR METHOD**	REPAIR TEST Y/N	REPAIR TEST TYPE*
6-2-95	7:58	174-175	50/204 TOP		VS	AP	P	P	Y	V
	8:00	174-175	34/204		VS	AP	P			
	9:00	177-154	22/22		VS	AP	P			
	9:00	178-155	22/22		VS	AP	P			
	9:02	177-178	54/216 B		VS	AP	P			
	10:24	176-177	60/218 B		VS	AP	P			
	9:12	176-153	22/22		VS	AP	P			
	9:14	176-176	224/224 E		VS	AP	P			
	10:25	176-177	54/218 M		VS	AP	P			
	10:55	176-177	68/218 T		VS	AP	P			
	10:36	176-177	36/218 T		VS	AP	P			
	10:29	177-178	162/216 T		VS	AP	P			
	11:20	178-179	210/210		VS	AP	P			
	11:28	179-180	223/223		VS	AP	P			
	11:30	180-181	102/223		VS	AP	P	P	Y	V

COMMENTS: 174-175 2' BEAD IN MIDDLE, By Be Beaded a Patch over By nearby AP PATCH
178-179 STOPS at TOP of A.T. rest EXT WELD a PATCH
180-181 TOP 15' BEAD + VT

* V-Vacuum, S-Spark, AP-Air Pressure, VI-Visual, I-Impact, AL-Air Lance

** B - Bead, P - Patch, CS - Cap Strip

CHK'D BY: [signature]

SIGNATURE: [signature]

smm\92c4087\consform\NONDESTR.XLS

Sheet 42 of 241

NYC Department of Environmental Protection

NON-DESTRUCTIVE SEAM TEST LOG

PROJECT NAME: Pelham Bay Landfill

PROJECT NO.: 876-HP

DATE	TIME	SEAM NUMBER	SEAM LENGTH	EQUIP. NUMBER	TECH.	TEST TYPE*	TEST P/F	REPAIR METHOD**	REPAIR TEST Y/N	REPAIR TEST TYPE*
6-2	11:44	180-181	50/223 M		VS	AP	P	P	Y	V
	11:35	181-182	187/223		VS	AP	P			
	11:42	181-182	36/223		VS	AP	P			
	11:40	180-181	56/223		VS	AP	P			
	11:45	182-183	207/220		VS	AP	P			
	1:10	183-184	181/227		VS	AP	P			
	1:12	184-185	134/230 B		VS	AP	P			
	1:14	185-186	121/230 B		VS	AP	P			
	1:25	183-184	35/227 B		VS	AP	P			
	1:38	185-186	109/230 T		VS	AP	P			
	140	184-185	96/230 T		VS	AP	P			

COMMENTS: 182 - 183 TOP 13', BEAD + AT
183 - 184 Top 11'

* V-Vacuum, S-Spark, AP-Air Pressure, VI-Visual, I-Impact, AL-Air Lance

** B - Bead, P - Patch, CS - Cap Strip

CHK'D BY: [signature]

SIGNATURE: [signature]

smm\92c4087\consform\NONDESTR.XLS

NYC Department of Environmental Protection

NON-DESTRUCTIVE SEAM TEST LOG

PROJECT NAME: Pelham Bay Landfill

PROJECT NO.: 876-HP

DATE	TIME	SEAM NUMBER	SEAM LENGTH		EQUIP. NUMBER	TECH.	TEST TYPE*	TEST P/F	REPAIR METHOD**	REPAIR TEST Y/N	REPAIR TEST TYPE*
6-6	8:35	175-187	13/197	T	—	VS	AP	P	P	Y	V
	8:30	175-187	71/197	M				P			
	8:40	175-187	113/197	B				P			
	9:12	187-188	12/199	B				P			
	9:15	187-188	50/199	B				P			
	11:30	187-188	138/199	T				P			
	9:10	188-189	9/198	M				P			
	9:15	188-189	121/198	T				P			
	10:35	188-189	65/198	B				P			
	10:30	189-190	72/220	B				P			
	11:14	189-190	77/220	M				P			
	11:12	189-190	163/220	T				P			
	11:15	190-191	48/210	B				P			
	11:22	190-191	154/210	T				P			

COMMENTS: * 187-188 4' BEAD @ BOTTOM middle 190-191 8' BEAD LOWER MIDDLE
188-189 3' ——— BOTTOM
189-190 8' ——— BOTTOM

* V-Vacuum, S-Spark, AP-Air Pressure, VI-Visual, I-Impact, AL-Air Lance

** B - Bead, P - Patch, CS - Cap Strip

CHK'D BY: [signature]

SIGNATURE: [signature]

NYC Department of Environmental Protection

NON-DESTRUCTIVE SEAM TEST LOG

PROJECT NAME: Pelham Bay Landfill

PROJECT NO.: 876-HP

DATE	TIME	SEAM NUMBER	SEAM LENGTH	EQUIP. NUMBER	TECH.	TEST TYPE*	TEST P/F	REPAIR METHOD**	REPAIR TEST Y/N	REPAIR TEST TYPE*
6-6	11:16	191-192	81/209 B		VS	AP	P	P	Y	V
	11:20	191-192	128/209 T				P			
	1:20	179-156	22				P			
	120	180-161	22				P			
	1:21	181-162	22				P			
	1:27	182-163	22				P			
	124	183-164	22				P			
	1:25	184-165	22				P			
	1:26	185-166	22				P			
	1:27	186-167	22				P			
	1:50	193-168	22				P			
	152	194-169	22				P			
	151	186 192-193 B	37/222 B				P			
	2:00	186 192-193 T	185/222 T				P			
	2:00	193-194	9/238 B				P			
COMMENTS:	2:01	193/194	229/238 T				P			

* V-Vacuum, S-Spark, AP-Air Pressure, VI-Visual, I-Impact, AL-Air Lance

** B - Bead, P - Patch, CS - Cap Strip

CHK'D BY: _____ SIGNATURE: _____

Sheet 45 of 241

NYC Department of Environmental Protection

NON-DESTRUCTIVE SEAM TEST LOG

PROJECT NAME: Pelham Bay Landfill

PROJECT NO.: 876-HP

DATE	TIME	SEAM NUMBER	SEAM LENGTH	EQUIP. NUMBER	TECH.	TEST TYPE*	TEST P/F	REPAIR METHOD**	REPAIR TEST Y/N	REPAIR TEST TYPE*
6-9 ✓	8:05	200-195	/ E		VS	AP	P	P	Y	V
✓	8:05	199-195	/ E				P			
✓	8:07	196-195	/ E				P			
✓	8:07	198-195	/ E				P			
✓	8:07	197-195	/ E				P			
	8:35	194-204	135/232				P			
	8:36	194-204	97/232				P			
	8:42	204-205	56/235				P			
	8:40	204-205	179/235				P			
	9:18	205-207	213/242				P			
	10:15	205-207	29/242				P			
	9:15	207-208	89/217 T				P			
	9:16	207-208	128/217 B				P			

COMMENTS:

* V-Vacuum, S-Spark, AP-Air Pressure, VI-Visual, I-Impact, AL-Air Lance

** B - Bead, P - Patch, CS - Cap Strip

CHK'D BY: [signature]

SIGNATURE: [signature]

Sheet 46 of 241

NYC Department of Environmental Protection

NON-DESTRUCTIVE SEAM TEST LOG

PROJECT NAME: Pelham Bay Landfill

PROJECT NO.: 876-HP

DATE	TIME	SEAM NUMBER	SEAM LENGTH	EQUIP. NUMBER	TECH.	TEST TYPE*	TEST P/F	REPAIR METHOD**	REPAIR TEST Y/N	REPAIR TEST TYPE*
6-9	10:31	208-209	30/187 T		VS	AP	P	P	Y	V
	10:30	208-209	150/187 M				P			
	10:42	208-204	45/187 B				P			
	11:03	209-211	164/164				P			
	11:05	209-206	32/32				P			
	11:02	211-210	137/137				P			
	11:43	210-212	121/121				P			
	11:38	210-206	30/30				P			
	11:44	212/213	95/95				P			
	*	212-206	0/32				F*	B		
	1:25	213-206	32/32				P	P		
	1:40	211-206	32/32				P			
	145	208-206	31/31				P			
	145	207-206	30/30				P			
	2:00	215-216	18/18		↓	↓	P	↓	↓	↓

COMMENTS: BEAD ENTIRE SEAM 212-206

* V-Vacuum, S-Spark, AP-Air Pressure, VI-Visual, I-Impact, AL-Air Lance

** B - Bead, P - Patch, CS - Cap Strip

CHK'D BY: [signature]

SIGNATURE: [signature]

400
~~20~~
0 300

~~43~~ 6

52
159

Sheet 47 of 241

NYC Department of Environmental Protection

NON-DESTRUCTIVE SEAM TEST LOG

PROJECT NAME: Pelham Bay Landfill

PROJECT NO.: 876-HP

DATE	TIME	SEAM NUMBER	SEAM LENGTH	EQUIP. NUMBER	TECH.	TEST TYPE*	TEST P/F	REPAIR METHOD**	REPAIR TEST Y/N	REPAIR TEST TYPE*
6-9	2:00	216-206	20/20		VS	AP	P	P	Y	V
	215	214-215	41/41				P			
	2:25	206-215	31/31				P			
	2:40	206-214	31/31				P			
	2:45	213-214	66/66				P			
	3:30	217-218	218/218				P			
	3:35	218-219	52/211 T				P			
	3:49	218-219	43/211 M				P			
	4:00	218-219	116/211 B				P			
	[illegible]	[illegible]	26/216 B				P			
	[illegible]	219-[illegible]	216/216 [illegible]	[illegible]			P			

COMMENTS:

* V-Vacuum, S-Spark, AP-Air Pressure, VI-Visual, I-Impact, AL-Air Lance

** B - Bead, P - Patch, CS - Cap Strip

CHK'D BY: [signature]

SIGNATURE: PM / WG

smm\92c4087\consform\NONDESTR.XLS

NYC Department of Environmental Protection

NON-DESTRUCTIVE SEAM TEST LOG

PROJECT NAME: Pelham Bay Landfill

PROJECT NO.: 876-HP

DATE	TIME	SEAM NUMBER	SEAM LENGTH	EQUIP. NUMBER	TECH.	TEST TYPE*	TEST P/F	REPAIR METHOD**	REPAIR TEST Y/N	REPAIR TEST TYPE*
6-8	11:42	Ⓐ 192-197	/214 T		AL	AP	P	P	Y	V
	1:11	Ⓐ 192-197	8/214 M				P	↓	↓	↓
	11:43	Ⓑ 197-198	17/185 M				P	↓	↓	↓
		Ⓑ 197-198	42/185 T				F			
	1:10	Ⓑ 197-198	126/185 B		VS		P	P	Y	V
	1:26	Ⓐ 192-197	63/214 B		↓		P	↓	↓	↓
	2:25	198-196	82/168 T		↓		P	↓	↓	↓
	228	198-196	81/168 B		↓		P	↓	↓	↓
	2:27	196-199	52/128 T		↓		P	↓	↓	↓
	2:30	196-199	76/128 B		↓		P	↓	↓	↓
	2:35	199-200	102/102		↓		P	↓	↓	↓
	258	200-201	73/73		↓		P	↓	↓	↓
	3:10	201-202	42/42		↓		P	↓	↓	↓
	3:25	202-203	16/16		↓		P	↓	↓	↓

COMMENTS: * 198-196 TOP 5' BEAD, PATCH VT
197-198 TOP 42' BEAD + VT

* V-Vacuum, S-Spark, AP-Air Pressure, VI-Visual, I-Impact, AL-Air Lance

** B - Bead, P - Patch, CS - Cap Strip

CHK'D BY: [signature]

SIGNATURE: Paul Marks

smm\92c4087\consform\NONDESTR.XLS

Sheet 51 of 241

NYC Department of Environmental Protection

NON-DESTRUCTIVE SEAM TEST LOG

PROJECT NAME: Pelham Bay Landfill

PROJECT NO.: 876-HP

DATE	TIME	SEAM NUMBER	SEAM LENGTH	EQUIP. NUMBER	TECH.	TEST TYPE*	TEST P/F	REPAIR METHOD**	REPAIR TEST Y/N	REPAIR TEST TYPE*
6-13	7:50	218-138	22		VS	AP	P	P	Y	V
	7:50	217-139	22				P			
	8:30	195-206	22				P			
	8:30	216-192	16				P			
	8:40	215-191	22				P			
	8:40	214-190	22				P			
	8:55	213-189	22				P			
	10:10	210-187	22				P			
	10:10	211-175	22				P			
	10:30	209-174	22				P			
	10:20	208-173	22				P			
	10:40	207-172	22				P			
	10:40	205-171	22				P			
	10:50	204-170	22				P			

COMMENTS:

* V-Vacuum, S-Spark, AP-Air Pressure, VI-Visual, I-Impact, AL-Air Lance

** B - Bead, P - Patch, CS - Cap Strip

CHK'D BY: [signature]

SIGNATURE: [signature]

NYC Department of Environmental Protection

NON-DESTRUCTIVE SEAM TEST LOG

PROJECT NAME: Pelham Bay Landfill

PROJECT NO.: 876-BP

DATE	TIME	SEAM NUMBER	SEAM LENGTH	EQUIP. NUMBER	TECH.	TEST TYPE*	TEST P/F	REPAIR METHOD**	REPAIR TEST Y/N	REPAIR TEST TYPE*
6-16	4:28	231/180	22'	—	AL	AP	P	P	Y	V
	4:30	230/231	70/233	—	AL	AP	P			
	4:35	230/179	22'	—	AL	AP	P			
	4:37	229/230	85/233	—	AL	AP	P			
	4:47	229/178	22'	—	AL	AP	P			
	4:50	228/177	22'	—	AL	AP	P			
	4:50	227/176	22'	—	AL	AP	P			
	4:55	226/160	22'	—	AL	AP	P			
	5:02	225/159	14'/22		AL	AP	P			
	5:04	225/159	8"/22		AL	AP	P			
		152/153	6' TOP			V	P			

COMMENTS:

* V-Vacuum, S-Spark, AP-Air Pressure, VI-Visual, I-Impact, AL-Air Lance

** B - Bead, P - Patch, CS - Cap Strip

CHK'D BY: [signature]

SIGNATURE: [signature]

Sheet 53 of 241

NYC Department of Environmental Protection

NON-DESTRUCTIVE SEAM TEST LOG

PROJECT NAME: Pelham Bay Landfill

PROJECT NO.: 876-HP

DATE	TIME	SEAM NUMBER	SEAM LENGTH	EQUIP. NUMBER	TECH.	TEST TYPE*	TEST P/F	REPAIR METHOD**	REPAIR TEST Y/N	REPAIR TEST TYPE*
6-19	8:10	226-227	221/229 E	-	AL	AP	P	P	Y	V
	~~8:30~~	227-228 ~~225-226~~	221/226 E		AL	AP	P			
	8:30	229-230	148/233 T	Done 6/10			P			
	8:35	230-231	161/235 T	* 80/25' done 6/16			P			
*	~~9:10~~	~~228-229~~	~~12/229~~				~~P~~			
	8:50	225-226	212/220 E				P			
	8:51	224-225	214/214 E				P			
		~~229-230~~	85/~~235~~ B	Done 6/16						

COMMENTS:
226-227 - TOP 8' BEAD+AT
227-228 - TOP 5'
229-230 TOP 10'
225-226 B+AT TOP 8'
228-229

* V-Vacuum, S-Spark, AP-Air Pressure, VI-Visual, I-Impact, AL-Air Lance

** B - Bead, P - Patch, CS - Cap Strip

CHK'D BY:

SIGNATURE: Paul Mantle

Sheet 54 of 241

NYC Department of Environmental Protection

NON-DESTRUCTIVE SEAM TEST LOG

PROJECT NAME Pelham Bay Landfill

PROJECT NO.: 876-BP

DATE	TIME	SEAM NUMBER	SEAM LENGTH	EQUIP. NUMBER	TECH.	TEST TYPE*	TEST P/F	REPAIR METHOD**	REPAIR TEST Y/N	REPAIR TEST TYPE*
6-20	8:50	228-229	E-B		PS	AT	P			
	8:55	231-232	/ B				P			
	8:56	231-232	62 / T				P			
		~~235-232~~								
		~~235-236~~								
		~~236-232~~								
		157-158	16' @ Top	—		V	P			

COMMENTS: #228229 - Top 18' Bead tot

* V-Vacuum, S-Spark, AP-Air Pressure, VI-Visual, I-Impact, AL-Air Lance

** B - Bead, P - Patch, CS - Cap Strip

CHK'D BY: [signature]

SIGNATURE Paul Mack

smm\92c4087\conform\NONDESTR.XLS

NYC Department of Environmental Protection

NON-DESTRUCTIVE SEAM TEST LOG

PROJECT NAME: Pelham Bay Landfill

PROJECT NO.: 876-HP

DATE	TIME	SEAM NUMBER	SEAM LENGTH	EQUIP. NUMBER	TECH.	TEST TYPE*	TEST P/F	REPAIR METHOD**	REPAIR TEST Y/N	REPAIR TEST TYPE*
6/20/91	8:48 ✓	231&232	12/20		AP	AT	P	P	Y	V
	8:49 ✓	231&232	8/20		AP	AT	P			
	8:52 ✓	232&233	E		AP	AT	P			
	8:54	233&234	100/ B		SP	AT	P			
	8:53	234&232	100/ E		SP	AT	P			
	9:12	232&235	E		SP	AT	P			
	9:14	232&236	E		SP	AT	P			
	9:13	235&236	E		SP	AT	P			
	9:15	236&238	E		SP	AT	P			
	10:07	232&238	E		SP	AT	P			
	10:08	238&239	E		SP	AT	P			
	10:06	232&239	E		SP	AT	P			
	10:15	241&239	E		SP	AT	P			
	10:20	241&240	E		SP	AT	P			
	10:21	240&232	E		SP	AT	P			

COMMENTS:

* V-Vacuum, S-Spark, AP-Air Pressure, VI-Visual, I-Impact, AL-Air Lance

** B - Bead, P - Patch, CS - Cap Strip

CHK'D BY: [signature]

SIGNATURE: Dinesh Bairagi

E = ENTIRE SEAM

NYC Department of Environmental Protection

NON-DESTRUCTIVE SEAM TEST LOG

PROJECT NAME: Pelham Bay Landfill

PROJECT NO.: 876-HP

DATE	TIME	SEAM NUMBER	SEAM LENGTH	EQUIP. NUMBER	TECH.	TEST TYPE*	TEST P/F	REPAIR METHOD**	REPAIR TEST Y/N	REPAIR TEST TYPE*
6/20	✓ 10:34	232 & 237	E		SP	AT	P	P	Y	V
	✓ 10:28	240 & 237	E		SP	AT	P	↓	↓	↓
	✓ 10:35	232 & 206	E		SP	AT	P			
	✓ 10:37	237 & 204	E		SP	AT	P			
	✓ 10:42	193 & 241	E		SP	AT	P			
	✓ 10:41	240 & (194 [illegible]	E		SP	AT	P			
	✓ 11:00	233 & 181	E		V SP	AT	P			
	✓ 11:00	233 & 234	/92		V	AT	P			
	✓ 11:00	234 & [illegible] 182	E		V [illegible]	AT	P			
	✓ 11:00	238 & 185	E		V	AT	P			
	✓ 11:00	235 & 183	E		V [illegible]	AT	P			
	✓ 11:00	236 & 184	E		V	AT	P			
	✓ 10:55	239 & 186	E		V	AT	P	↓	↓	↓
	HQ 11:10	241 & 232	E		V	AT	F	P	Y	V
✓	2:20	234 & 235	/81 (6')		Flash	AT	P			

COMMENTS: Seam between 241 & 232 will be beaded & VT. (This seam was tested again at 2:25 pm. It passed but, 3' more required will be beaded)
6'
Top Seam between 234 & 235 will be beaded & VT

* V-Vacuum, S-Spark, AP-Air Pressure, VI-Visual, I-Impact, AL-Air Lance

** B - Bead, P - Patch, CS - Cap Strip

CHK'D BY: [signature]

SIGNATURE: [signature]

E = ENTIRE SEAM

Sheet 57 of 241 (11, 22, 34, 340/A)

NYC Department of Environmental Protection

NON-DESTRUCTIVE SEAM TEST LOG

PROJECT NAME: Pelham Bay Landfill

PROJECT NO.: 876-HP

DATE	TIME	SEAM NUMBER	SEAM LENGTH	EQUIP. NUMBER	TECH.	TEST TYPE*	TEST P/F	REPAIR METHOD**	REPAIR TEST Y/N	REPAIR TEST TYPE*
6-21	10:40	242-243	33/171 T	—	SS	AP	P	P	Y	V
	10:40	242-243	138/171 B	—	SS	AP	P			
	10:51	243-244	102/174 T	—		AP	P			
	10:50	243-244	48/174 M			AP	P			
	10:55	243-244	24/171 B			AP	P			
	11:20	244-245	24/175 B			AP	P			
	11:25	244-245	106/175 M			AP	P			
	11:26	244-245	40/175 T			AP	P			
	11:40	245-246	180/180			AP	P			
	1:00	246-247	177/177			AP	P			
	2:02	247-248	78/179 B			AP	P			
	2:05	247-248	101/179 T			AP	P			
	2:00	248-249	182/182			AP	P			
	3:10	249-250	120/188 T							
	3:15	249-250	52/188 M							

COMMENTS: 244-245 Top 5' Bead + VI

* V-Vacuum, S-Spark, AP-Air Pressure, VI-Visual, I-Impact, AL-Air Lance

** B - Bead, P - Patch, CS - Cap Strip

CHK'D BY: [signature]

SIGNATURE: [signature]

smm\92c4087\consform\NONDESTR.XLS

NYC Department of Environmental Protection

NON-DESTRUCTIVE SEAM TEST LOG

PROJECT NAME: Pelham Bay Landfill

PROJECT NO.: 876-HP

DATE	TIME	SEAM NUMBER	SEAM LENGTH	EQUIP. NUMBER	TECH.	TEST TYPE*	TEST P/F	REPAIR METHOD**	REPAIR TEST Y/N	REPAIR TEST TYPE*
6-21	3:25	249-250	16/188 B		SS	AP	P	P	Y	V
	3:30	250-251	47/186 T		↓	AP	P	↓	↓	↓
	3:35	250-251	82/186 M			AP	P			
	3:30	250-251	63/186 B			AP	P			
	3:40	251-252	57/180 P			AP	P			
	3:45	251-252	123/180 T			AP	P			

COMMENTS:

* V-Vacuum, S-Spark, AP-Air Pressure, VI-Visual, I-Impact, AL-Air Lance

** B - Bead, P - Patch, CS - Cap Strip

CHK'D BY: [signature]

SIGNATURE: [signature]

84 151/50
86 247/46
87 245/44
86 242/43

Sheet 59 of 241

NYC Department of Environmental Protection

NON-DESTRUCTIVE SEAM TEST LOG

PROJECT NAME: Pelham Bay Landfill

PROJECT NO.: 876-BP

DATE	TIME	SEAM NUMBER	SEAM LENGTH	EQUIP. NUMBER	TECH.	TEST TYPE*	TEST P/F	REPAIR METHOD**	REPAIR TEST Y/N	REPAIR TEST TYPE*
6-22	1:20	252-253	51/181 B		SS	AP	P	P	Y	V
	1:22	252-253	120/181 T		SS	AP	P			
	1:25	253-254	45/186 B		SS	AP	P			
	1:30	253-254	141/186 T		SS	AP	P			
	1:40	254-255	180/180 E		SS	AP	P			
	~~2:00~~	255-256	39/171 B		SS	AP	P			
	2:05	255-256	132/171 T		SS	~~AP~~	P			
	~~2:10~~	256-257	129/184 T		SS	AP	P			
	2:35	256-257	7/184 B		SS	AP	P			
	2:30	256-257	45/184 B		SS	AP	P			

COMMENTS: 252-253 ~10' TRUCK BEAD WT LOW
256-257 3'

* V-Vacuum, S-Spark, AP-Air Pressure, VI-Visual, I-Impact, AL-Air Lance

** B - Bead, P - Patch, CS - Cap Strip

CHK'D BY: [signature]

SIGNATURE: [signature]

NYC Department of Environmental Protection

NON-DESTRUCTIVE SEAM TEST LOG

PROJECT NAME: Pelham Bay Landfill

PROJECT NO.: 876-HP

DATE	TIME	SEAM		EQUIP.	TECH.	TEST		REPAIR	REPAIR TEST	
		NUMBER	LENGTH	NUMBER		TYPE*	P/F	METHOD**	Y/N	TYPE*
6-23		234-235	6' @ T			V	P	P	Y	V
		232-241	3' @ B			V	P			
		225-226	8' Top			V	P			
		229-230	10' Top			V	P			

COMMENTS:

* V-Vacuum, S-Spark, AP-Air Pressure, VI-Visual, I-Impact, AL-Air Lance

** B - Bead, P - Patch, CS - Cap Strip

CHK'D BY: [signature]

SIGNATURE: [signature]

Sheet 61 of 241

NYC Department of Environmental Protection

NON-DESTRUCTIVE SEAM TEST LOG

PROJECT NAME: Pelham Bay Landfill

PROJECT NO.: 876-HP

DATE	TIME	SEAM NUMBER	SEAM LENGTH	EQUIP. NUMBER	TECH.	TEST TYPE*	TEST P/F	REPAIR METHOD**	REPAIR TEST Y/N	REPAIR TEST TYPE*
6-16		140-141	7'			V	P	P	Y	V
		174-175	3'			V	P			
		175-	2'			V	P			
6-21		166-167	14' / T			V	P			
		167-168	17' / T			V	P			
		169-170	8' / T			V	P			
6-22		180-181	15' / T			V	P			
		182-183	13' / T			V	P			
		183-184	11' / T			V	P			
		175-187	2'			V	P			
6-23		197-198	45' T			V	P			
		172-173	6' B			V	P			
		187-188	4' B			V	P			
		188-189	3' B			V	P			
		189-190	8' B			V	P			
		190-191	8' B			V	P			

COMMENTS:

* V-Vacuum, S-Spark, AP-Air Pressure, VI-Visual, I-Impact, AL-Air Lance

** B - Bead, P - Patch, CS - Cap Strip

CHK'D BY: [signature]

SIGNATURE: [signature]

NYC Department of Environmental Protection

NON-DESTRUCTIVE SEAM TEST LOG

PROJECT NAME: Pelham Bay Landfill

PROJECT NO.: 876-HP

DATE	TIME	SEAM		EQUIP.	TECH.	TEST		REPAIR	REPAIR TEST	
		NUMBER	LENGTH	NUMBER		TYPE*	P/F	METHOD**	Y/N	TYPE*
6-26		256-257	Bottom 3'			V	P	P	Y	V
		252-253	Bottom 10'			V	P	↓	↓	↓

COMMENTS:

* V-Vacuum, S-Spark, AP-Air Pressure, VI-Visual, I-Impact, AL-Air Lance

** B - Bead, P - Patch, CS - Cap Strip

CHK'D BY: [signature]

SIGNATURE: [signature]

205
-138
67

Sheet 63 of 241

NYC Department of Environmental Protection

NON-DESTRUCTIVE SEAM TEST LOG

PROJECT NAME: Pelham Bay Landfill

PROJECT NO.: 876-BP

DATE	TIME	SEAM NUMBER	SEAM LENGTH	EQUIP. NUMBER	TECH.	TEST TYPE*	TEST P/F	REPAIR METHOD**	REPAIR TEST Y/N	REPAIR TEST TYPE*
6-28	~~2:17~~ 10:05	217-258	138/205		FC	AT	P	P	Y	V
	10:06	217-258	67/205		FC	AT	P			
	10:14	258-259	50/206 B		FC	AT	P			
	11:00	258-259	156/206		FC	AT	P			
	10:34	259-260	21/204 T		FC	AT	P			
	10:34	259-260	183/204 B		FC	AT	P			
	11:04	260-261	208/208 E		FC	AT	P			
	11:48	261-262	192/225 B		FC	AT	P			
	1:00	261-262	33/225 T		FC	AT	P			
	1:05	262-265	153/233		FC	AT	P			
	1:25	262-265	80/233		FC	AT	P			
	1:41	263-264	20/263 T		FC	AT	P			
	1:40	263-264	160/263 M		FC	AT	P			
	2:10	263-264	177/263 B		FC	AT	P			
	2:26	264-265	14/14		FC	AT	P			

COMMENTS:

* V-Vacuum, S Spark, AP-Air Pressure, VI-Visual, I-Impact, AL-Air Lance

** B - Bead, P - Patch, CS - Cap Strip

CHK'D BY: [signature]

SIGNATURE: [signature]

NYC Department of Environmental Protection

NON-DESTRUCTIVE SEAM TEST LOG

PROJECT NAME: Pelham Bay Landfill

PROJECT NO.: 876-HP

DATE	TIME	SEAM NUMBER	SEAM LENGTH	EQUIP. NUMBER	TECH.	TEST TYPE*	TEST P/F	REPAIR METHOD**	REPAIR TEST Y/N	REPAIR TEST TYPE*
6-29	8:30	263-271	ENTIRE		FC	AP	P	P	Y	V
	8:31	265-271	ENTIRE		FC	AP	P			
	8:40	263-272	ENTIRE		FC	AP	P			
	8:52	271-272	136/ T		FC	AP	P			
	9:05	271-270	100/ B		FC	AP	P			
	9:10	263-273	ENTIRE		FC	AP	P			
	9:10	272-273	ENTIRE		FC	AP	P			
	10:07	263-275	ENTIRE		FC	AP	P			
	10:35	263-276	32/42 B		FC	AP	P			
	10:45	276-274	ENTIRE		FC	AP	P			
	10:45	263-274	26/41 T		FC	AP	P			
	10:46	263-274	10/41 B		FC	AP	P			
	10:50	263-269	10/ B		FC	AP	P			

COMMENTS: 263-276 BEAD TOP 10' +VT
263-274 PATCH MIDDLE 5' +VT

* V-Vacuum, S-Spark, AP-Air Pressure, VI-Visual, I-Impact, AL-Air Lance

** B - Bead, P - Patch, CS - Cap Strip

CHK'D BY: [signature]

SIGNATURE: Paul Marks

NYC Department of Environmental Protection

NON-DESTRUCTIVE SEAM TEST LOG

PROJECT NAME: Pelham Bay Landfill

PROJECT NO.: 876-HP

DATE	TIME	SEAM NUMBER	SEAM LENGTH	EQUIP. NUMBER	TECH.	TEST TYPE*	TEST P/F	REPAIR METHOD**	REPAIR TEST Y/N	REPAIR TEST TYPE*
12/19	2:20	264-266	49/49		FC	AT	P	P	Y	V
	3:30	265-266	17/210 T		FC	AT	P			
	3:30	265-266	99/216 M		FC	AT	P			
	4:00	266-267	ENTIRE E		FC	AT	P			
	5:00	265-266	25/216 M		FC	AT	P			
	4:30	264-267	17/ T B		FC	AT	P			
	5:30	269-267	E		FC	AT	P			
	5:30	269-264	E		FC	AT	P			
	5:45	269-265	E		FC	AT	P			
	5:45	264-265	E		FC	AT	P			
	6:00	270-268	E		FC	AT	P			
	6:00	270-264	E		FC	AT	P			
	6:45	275-276	20/ T		FC	AT	F			
	6:45	275-276	90/ B		FC	AT	P			
	6:55	273-275	10/ T		FC	AT	P			
		273-275	145/ B		FC	AT	P			

COMMENTS: 264-267 Bottom portion will be ~~not~~ beaded & VT.
265-266 80' ~~section~~ will be beaded & VT in the lower portion

* V-Vacuum, S-Spark, AP-Air Pressure, VI-Visual, I-Impact, AL-Air Lance

** B - Bead, P - Patch, CS - Cap Strip

CHK'D BY: _____ SIGNATURE: _____

NYC Department of Environmental Protection

NON-DESTRUCTIVE SEAM TEST LOG

PROJECT NAME Pelham Bay Landfill

PROJECT NO.: 876-HP

DATE	TIME	SEAM NUMBER	SEAM LENGTH	EQUIP. NUMBER	TECH.	TEST TYPE*	TEST P/F	REPAIR METHOD**	REPAIR TEST Y/N	REPAIR TEST TYPE*
6-30-95	900	√257/287	115/165	—	—	AT	P	P	Y	V
6-30-95	906	√287/288	50/180	—	—	AT	P			
	919	√257/287	50/165	-	-	AT	P			
	1025	√288/289	160/184	—	—	AT	P			
	1030	√287/288	130/180	—	—	AT	P			
	1040	√288/289	24/184	—	—	AT	P			
	1100	√289/290	172	—	—	AT	P			
	1105	√290/291	79/184	—	—	AT	P			
	1120	√290/291	80/184	—	—	AT	P			
	1125	√290/291	25/184	-	-	AT	F			
	1130	√291/292	60/182	-	-	AT	P			
	1130	√291/292	122/182	-	—	AT	P			
	120	√292/293	40/185	—	—	AT	P	20' EXTRUSION WELD		
	120	√293/294	190	—	—	AT	P			
	125	√294/295	187	—	—	AT	P			

COMMENTS:

* V-Vacuum, S-Spark, AP-Air Pressure, VI-Visual, I-Impact, AL-Air Lance

** B - Bead, P - Patch, CS - Cap Strip

CHK'D BY: [signature]

SIGNATURE [signature]

NYC Department of Environmental Protection

NON-DESTRUCTIVE SEAM TEST LOG

PROJECT NAME: Pelham Bay Landfill

PROJECT NO.: 876-HP

DATE	TIME	SEAM NUMBER	SEAM LENGTH	EQUIP. NUMBER	TECH.	TEST TYPE*	TEST P/F	REPAIR METHOD**	REPAIR TEST Y/N	REPAIR TEST TYPE*
6-30-95	130	295/296	60/178	—	—	AT	P	P	Y	V
	150	292/293	125/185	—	—	AT	P			
	210	295/296	118/178	—	—	AT	P			
	223	296/297	150/180	—	—	AT	P			
	225	297/298	185		—	AT	P			
	235	290/291	25/184	—	—	AT	P			
	245	296/297	80/180	—	—	AT	P			
	300	298/299	10/187	—	—	AT	P			
	310	298/299	20/187	—	—	AT	P	18" EXTRUSION BEADED		
	320	298/299	67/187	—	—	AT	P			
	330	299/300	20/188	—	—	AT	P			
	340	299/300	168/188	—	—	AT	P			
	345	300/301	193	—	—	AT	P			
	410	301/302	190	—	—	AT	P			
	430	303/302	50/192							

COMMENTS:

* V-Vacuum, S-Spark, AP-Air Pressure, VI-Visual, I-Impact, AL-Air Lance

** B - Bead, P - Patch, CS - Cap Strip

CHK'D BY: _____ SIGNATURE: _____

30/45

Sheet 68 of 241

NYC Department of Environmental Protection

NON-DESTRUCTIVE SEAM TEST LOG

PROJECT NAME: Pelham Bay Landfill

PROJECT NO.: 876-HP

DATE	TIME	SEAM NUMBER	SEAM LENGTH	EQUIP. NUMBER	TECH.	TEST TYPE*	TEST P/F	REPAIR METHOD**	REPAIR TEST Y/N	REPAIR TEST TYPE*
6/30/97	430	302/303	75/192	-	—	AT	P	P	Y	V
	445	302/303	47/192	—	—	AT	P	* REMAINDER (PATCH)		
	455	303/304	160/186	—	—	AT	P			
	500	303/304	26/186	—	—	AT	P			
	505	304/305	183	—	—	AT	P			
	510	305/306	180	—	—	AT	P			
					-	—				

COMMENTS:

* V-Vacuum, S-Spark, AP-Air Pressure, VI-Visual, I-Impact, AL-Air Lance

** B - Bead, P - Patch, CS - Cap Strip

CHK'D BY: [signature]

SIGNATURE: [signature]

NYC Department of Environmental Protection

NON-DESTRUCTIVE SEAM TEST LOG

PROJECT NAME: Pelham Bay Landfill

PROJECT NO.: 876-HP

DATE	TIME	SEAM		EQUIP. NUMBER	TECH.	TEST		REPAIR METHOD**	REPAIR TEST	
		NUMBER	LENGTH			TYPE*	P/F		Y/N	TYPE*
7-3-95	9 03	/271	22'	—	—	AT	P	P	Y	V
	9 05	/272	22'	-	-	AT	P			
	9 10	/273	22'	-	-	AT	P			
	10 03	/263	22'	-	-	AT	P			
	10 17	/264	22'	-	-	AT	P			
	10 18	/270	22'	-	-	AT	P			
	10 20	/268	22'	-	-	AT	P	(CAP STRIP PATCH)		
	10 23	/268	22'	-	-	AT	P	(CAP STRIP PATCH)		
	10 45	/269	22'	-	-	AT	P			
	10 50	/267	22'	-	-	AT	P	(CAP STRIP PATCH)		
	10 55	/267	22'	-	-	AT	F	(CAP STRIP PATCH)		BEAD
	11 05	/266	22'	-	-	AT	P			
	11 10	/265	22'	-	-	AT	P	V	N	

COMMENTS:

* V-Vacuum, S-Spark, AP-Air Pressure, VI-Visual, I-Impact, AL-Air Lance

** B - Bead, P - Patch, CS - Cap Strip

CHK'D BY: [signature]

SIGNATURE: [signature]

NYC Department of Environmental Protection

NON-DESTRUCTIVE SEAM TEST LOG

PROJECT NAME: Pelham Bay Landfill

PROJECT NO.: 876-HP

DATE	TIME	SEAM		EQUIP.	TECH.	TEST		REPAIR	REPAIR TEST	
		NUMBER	LENGTH	NUMBER		TYPE*	P/F	METHOD**	Y/N	TYPE*
7-3-95	12:42	262-133	22'		TS	AP	P	/	Y	V
	12:50	261-134	22'		T.S	AP	P	↓	↓	↓
	12:58	260-135	22'		T.S	AP	P			
	1:07	259-136	22'		T.S	AP	P			
	1:16	258-137	22'		T.S	AP	P			

COMMENTS:

* V-Vacuum, S-Spark, AP-Air Pressure, VI-Visual, I-Impact, AL-Air Lance

** B - Bead, P - Patch, CS - Cap Strip

CHK'D BY: [signature]

SIGNATURE: PM

Sheet 71 of 241

NYC Department of Environmental Protection

NON-DESTRUCTIVE SEAM TEST LOG

PROJECT NAME: Pelham Bay Landfill

PROJECT NO.: 876-HP

DATE	TIME	SEAM NUMBER	SEAM LENGTH	EQUIP. NUMBER	TECH.	TEST TYPE*	TEST P/F	REPAIR METHOD**	REPAIR TEST Y/N	REPAIR TEST TYPE*
7-5	8:31	307-308	85/260 T	—	T.S	AP	P	P	Y	V
	8:34	307-308	175/260 B	—	T.S	AP	P			
	8:45	308-309	260/260 ENT	—	T.S	AP	P			
	8:50	309-310	70/255 B	—	T.S	AP	P			
	8:52	309-310	185/255 T	—	T.S	AP	P			
	11:30	310-311	80/244 ENT T	—	T.S	AP	P			
	2:20	310-311	69/244 M		T.S	AP	P			
		~~310-311~~	~~/ B~~	-	~~T.S~~	~~AP~~		Bead +VT		
	9:17	311-312	36/239 B	-	T.S	AP	P			
	9:15	311-312	19/239 M	-	T.S	AP	P			
	10:16	311-312	48/239 UM	-	T.S	AP	P			
	10:17	311-312	136/239 T	-	T.S	AP	P			
	10:30	312-313	244/244 ENT	-	T.S	AP	P			
		313-314	~~12/ B~~		~~T.S~~	~~AP~~		Will	Bead +VT	
	10:40	313-314	4/255 M	—	T.S	AP	P			
	10:41	313-314	88/255 LT	—	T.S	AP	P			
	10:56	313-314	46/255 LM	—	T.S	AP	P			
	10:55	313-314	50/255 LLA	—	T.S	AP	P			
	11:20	313-314	55/255 T	—	T.S	AP	P			

COMMENTS:

* 310-311 Bead+VT Bottom 95'

313-314 Bead+VT Bottom 12'

* 313-314 Bead+VT Top 10'

* V-Vacuum, S-Spark, AP-Air Pressure, VI-Visual, I-Impact, AL-Air Lance

** B - Bead, P - Patch, CS - Cap Strip

CHK'D BY: [signature]

SIGNATURE: [signature]

smm\92c4087\consform\NONDESTR XLS

16/7/8

Sheet 72 of 241

NYC Department of Environmental Protection

NON-DESTRUCTIVE SEAM TEST LOG

PROJECT NAME: Pelham Bay Landfill

PROJECT NO.: 876-HP

DATE	TIME	SEAM NUMBER	SEAM LENGTH	EQUIP. NUMBER	TECH.	TEST TYPE*	TEST P/F	REPAIR METHOD**	REPAIR TEST Y/N	REPAIR TEST TYPE*
7-5	10:44	314-315	95/259 T	—	TS	AP	P	P	Y	V
	10:45	314-315	164/259 B		TS	AP	P			
	11:03	315-316	90/257 M		TS	AP	P			
	11:20	315-316	152/257 B		TS	AP	P			
		~~315-316~~	~~15/~~ T		~~TS~~	~~AP~~	Will BEAD + VT			
	11:50	316-317	50/253 L		TS	AP	P			
12:35	~~11:50~~	316-317	253/253 M		TS	AP	P			
	101	317-318	80/257 T		TS	AP	P			
	1:15	317-318	177/257 B		TS	AP	P			
	1:16	319-320	70/260 T		TS	AP	P			
	2:03	319-320	140/260 B		TS	AP	P			
	2:00	319-320	50/260 M		TS	AP	P			
	1:37	318-319	257/257 ENT		TS	AP	P			

COMMENTS: 315-316 - TOP 15' will Bead + VT

* V-Vacuum, S-Spark, AP-Air Pressure, VI-Visual, I-Impact, AL-Air Lance

** B - Bead, P - Patch, CS - Cap Strip

CHK'D BY: [signature]

SIGNATURE: Paul Marks

smm\92c4087\consform\NONDESTR.XLS

NYC Department of Environmental Protection

NON-DESTRUCTIVE SEAM TEST LOG

PROJECT NAME: Pelham Bay Landfill

PROJECT NO.: 876-HP

DATE	TIME	SEAM NUMBER	SEAM LENGTH	EQUIP. NUMBER	TECH	TEST TYPE*	TEST P/F	REPAIR METHOD**	REPAIR TEST Y/N	REPAIR TEST TYPE*
7-5	2:34	308 - 243	22	—	TS	AP	P	P	Y	V
	2:36	309 - 244	22	—	TS	AP	P			
	2:40	310 - 245	22	—	TS	AP	P			
	310	315 - 250	22	—	TS	AP	P			
	7-12	316 - 251	22	—	TS	AP	P			
	320	317 - 252	22	—	TS	AP	P			
	322	318 - 253	22	—	TS	AP	P			
	3:31	319 - 254	22	—	TS	AP	P			
	3:32	320 - 255	22	—	TS	AP	P			
	423	321 - 256	22	—	TS	AT	P			
	425	323 - 287	22	—	TS	AT	P			
	430	322 - 257	22	—	TS	AT	P			
	4:48									
	4:46	324 - 286	22		TS	AT	P			
	44	325 - 289	22		TS	AT	P			

COMMENTS:

* V-Vacuum, S-Spark, AP-Air Pressure, VI-Visual, I-Impact, AL-Air Lance

** B - Bead, P - Patch, CS - Cap Strip

CHK'D BY: [signature]

SIGNATURE: [signature]

NYC Department of Environmental Protection

NON-DESTRUCTIVE SEAM TEST LOG

PROJECT NAME: Pelham Bay Landfill

PROJECT NO.: 876-HP

DATE	TIME	SEAM NUMBER	SEAM LENGTH	EQUIP. NUMBER	TECH.	TEST TYPE*	TEST P/F	REPAIR METHOD**	REPAIR TEST Y/N	REPAIR TEST TYPE*
7-6	8:25	320-321	57/238 T	—	T.S	AP	P	P	Y	V
	8:27	320-321	159/238 M				P			
	8:37	320-321	22/238 B				P			
	8:26	321-322	84/242 T				P			
	8:26	321-322	18/242 UM				P			
	8:50	321-322	33/242 B				P			
	8:53	321-322	107/242 UM				P			
	8:55	322-323	256/256 ENT.				P			
	9:10	323-324	108/257 T				P			
	9:A	323-324	67/257 M				P			
	10:10	323-329	82/257 B				P			
	9:15	324-325	85/249 T				P			
	9:17	324-325	164/249 B				P			
	10:24	325-326	248/248 ENT				P			
	10:26	326-290	22				P			
	10:33	326-327	247/247 ENT				P			
	10:35	327-291	22				P			

COMMENTS:

* V-Vacuum, S Spark, AP-Air Pressure, VI-Visual, I-Impact, AL-Air Lance

** B - Bead, P - Patch, CS - Cap Strip

CHK'D BY: [signature]

SIGNATURE: [signature]

3347

Sheet 75 of 241

NYC Department of Environmental Protection

NON-DESTRUCTIVE SEAM TEST LOG

PROJECT NAME: Pelham Bay Landfill

PROJECT NO.: 876-BP

DATE	TIME	SEAM NUMBER	SEAM LENGTH	EQUIP. NUMBER	TECH.	TEST TYPE*	TEST P/F	REPAIR METHOD**	REPAIR TEST Y/N	REPAIR TEST TYPE*
7-6	10:45	327-328	114/246 B	–	TS	AP	P	P	Y	V
	11:12	327-328	67/246 M				P			
	11:15	327-328	65/246 T				P			
	10:40	328-292	22				P			
	11:35	328-329	242/242 ENT				P			
	11:37	329-330	200/238 B				P			
	11:39	329-330	28/238 T				P			
	11:47	330-331	234/242 ENT				P			
	1:12	331-332	102/244 B				P			
	1:15	331-332	142/244 T				P			
	1:22	329-293	22				P			
	1:23	330-294	22				P			
	1:25	331-295	22				P			
	1:50 ~~1:45~~	332-333	245/245 ENT				P			
	1:45	332-296	22				P			

COMMENTS: 330-331 BEAD + VT TOP 6'

* V-Vacuum, S-Spark, AP-Air Pressure, VI-Visual, I-Impact, AL-Air Lance

** B - Bead, P - Patch, CS - Cap Strip

CHK'D BY: [signature]

SIGNATURE: [signature]

smm\92c4087\conform\NONDESTR.XLS

NYC Department of Environmental Protection

NON-DESTRUCTIVE SEAM TEST LOG

PROJECT NAME: Pelham Bay Landfill

PROJECT NO.: 876-BP

DATE	TIME	SEAM NUMBER	SEAM LENGTH	EQUIP. NUMBER	TECH.	TEST TYPE*	TEST P/F	REPAIR METHOD**	REPAIR TEST Y/N	REPAIR TEST TYPE*
7-6	1:46	333-[illegible]	22		TS	AP	P	P	Y	V
	2:02	333-334	10/247 L				P			
	2:20	333-334	135/247 M				P			
	2:19	333-334	102/247 T				P			
	2:03	334-298	22				P			
	3:15	335-307	22				P			
	3:16	336-308	22				P			
	3:31	335-336	58/174 B				P			
	3:25	337-309	22				P			
	4:15 02	335-336	116/174 T				P			
	3:38	336-337	65/173 B				P			
	4:10 02	336-337	108/173 T				P			
	3:40	337-338	65/180 B				P			
	4:05 02	337-338	115/180 T				P			
	3:51	338-310	22		X		P			

COMMENTS:

* V-Vacuum, S-Spark, AP-Air Pressure, VI-Visual, I-Impact, AL-Air Lance

** B - Bead, P - Patch, CS - Cap Strip

CHK'D BY: [signature]

SIGNATURE: TM

NYC Department of Environmental Protection

NON-DESTRUCTIVE SEAM TEST LOG

PROJECT NAME: Pelham Bay Landfill

PROJECT NO.: 876-BP

DATE	TIME	SEAM NUMBER	SEAM LENGTH	EQUIP. NUMBER	TECH.	TEST TYPE*	TEST P/F	REPAIR METHOD**	REPAIR TEST Y/N	REPAIR TEST TYPE*
2/6	4:05	330/331	115/180 T	—	—	AT	P	P	Y	V
	4:10	336/337	108/173 T	—	—	AT	P			
	4:15	334/335	116/174 T	—	—	AT	P			
	4:30	338/339	182' E	—	—	AT	P			
	4:50	339/340	182' E	—	—	AT	P			
	5:02	340/341	186' E	—	—	AT	P			

COMMENTS:

* V-Vacuum, S-Spark, AP-Air Pressure, VI-Visual, I-Impact, AL-Air Lance

** B - Bead, P - Patch, CS - Cap Strip

CHK'D BY: [signature]

SIGNATURE: [signature]

NYC Department of Environmental Protection

NON-DESTRUCTIVE SEAM TEST LOG

PROJECT NAME: Pelham Bay Landfill

PROJECT NO.: 876-HP

DATE	TIME	SEAM NUMBER	SEAM LENGTH	EQUIP. NUMBER	TECH.	TEST TYPE*	TEST P/F	REPAIR METHOD**	REPAIR TEST Y/N	REPAIR TEST TYPE*
7-7	8:18	341-342	182/182		TS	AP	P	P	Y	V
	~~8:00~~ 8:50	339-311	22		TS	AP	P			
	8:20	342-343	184/184		TS	AP	P			
	8:35	343-344	59/184 T		TS	AP	P			
	8:36	343-344	125/184 B		TS	AP	P			
	9:00	340-312	22		T.S	AP	P			
	9:15	344-345	187/187		T.S	AP	P			
	11:01	345-346	188/188		T.S.	AP	P			
	11:14	346-347	103/193 T		TS	AP	P			
	11:16	346-347	90/193 B		T.S	AP	P			
	11:28	347-348	194/194		T.S	AP	P			
	11:31	348-349	195/195		TS	AP	P			

COMMENTS:

* V-Vacuum, S-Spark, AP-Air Pressure, VI-Visual, I-Impact, AL-Air Lance

** B - Bead, P - Patch, CS - Cap Strip

CHK'D BY: [signature]

SIGNATURE: P. Marks

Sheet 79 of 241

NYC Department of Environmental Protection

NON-DESTRUCTIVE SEAM TEST LOG

PROJECT NAME: Pelham Bay Landfill

PROJECT NO.: 876 BP

DATE	TIME	SEAM NUMBER	SEAM LENGTH	EQUIP. NUMBER	TECH.	TEST TYPE*	TEST P/F	REPAIR METHOD**	REPAIR TEST Y/N	REPAIR TEST TYPE*
7-10	11:15	349-350	/ ENT	—	TS	AP	P	P	Y	V
	8:28	350-351	27/199 B		TS	AP	P	~~P~~ C		
	8:30	350-351	172/199 T		TS	AP	P			
	8:48	351-352	100/203 B		TS	AP	P			
	8:50	351-352	103/203 T		TS	AP	P			
	9:02	352-353	30/205 T		TS	AP	P			
	3:20	352-353	175/205 B		TS	AP	P			
	11:31	353-354	50/201 T		TS	AP	P			
	3:42	353-354	154/201 B		TS	AP	P			
	1:10	354-355	205/205 ENT		TS	AP	P			
	9:06	355-327	22		TS	AP	P			
	313	341-313	22		TS	AP	P			
	214	342-314	22		TS	AP	P			
	2:30	343-315	22		TS	AP	P			
	2:30	344-316	22		TS	AP	P			

COMMENTS:

* V-Vacuum, S-Spark, AP-Air Pressure, VI-Visual, I-Impact, AL-Air Lance

** B - Bead, P - Patch, CS - Cap Strip

CHK'D BY: [signature]

SIGNATURE: [signature]

NYC Department of Environmental Protection

NON-DESTRUCTIVE SEAM TEST LOG

PROJECT NAME: Pelham Bay Landfill

PROJECT NO.: 876-HP

DATE	TIME	SEAM NUMBER	SEAM LENGTH	EQUIP. NUMBER	TECH.	TEST TYPE*	TEST P/F	REPAIR METHOD**	REPAIR TEST Y/N	REPAIR TEST TYPE*
7-16	2:40	345-317	22		TS	AP	P	P	Y	V
*	2:46	346-318	11/22		TS	AP	P			
	2:47	347-319	22		TS	AP	P			
	2:48	348-320	22		TS	AP	P			
	3:08	350-322	22		TS	AP	P			
	3:09	351-323	22		TS	AP	P			
	3:29	352-324	22		TS	AP	P			
	3:30	353-325	22		TS	AP	P			
	3:40	354-326	22		TS	AP	P			

COMMENTS:

* V-Vacuum, S Spark, AP-Air Pressure, VI-Visual, I-Impact, AL-Air Lance

** B - Bead, P - Patch, CS - Cap Strip

CHK'D BY: [signature] SIGNATURE: [signature]

NYC Department of Environmental Protection

NON-DESTRUCTIVE SEAM TEST LOG

PROJECT NAME Pelham Bay Landfill

PROJECT NO. 876-BP

DATE	TIME	SEAM NUMBER	SEAM LENGTH	EQUIP. NUMBER	TECH.	TEST TYPE*	TEST P/F	REPAIR METHOD**	REPAIR TEST Y/N	REPAIR TEST TYPE*
7-11	8:25	357-328	22		TS	AP	P	P	Y	Y
	8:26	358-329	22				P			
	8:27	358-359	180/155 B				P			
	8:28	357-358	184/184 E-T				P			
	8:29	355-357	212/212 E-T				P			
	11:15	358-359	35/155 T				P			
	8:50	359-360	128/128 E				P			
	8:51	359-330	22				P			
	8:52	360-331	22				P			
	9:15	361-332	22				P			
	9:05	360-361	100/100 E				P			
	9:14	361-362	66/66 E				P			
	10:40	362-333	22				P			
	10:41	363-334	22				P			
	10:42	362-363	38/30 E				P			

COMMENTS:

* V-Vacuum, S-Spark, AP-Air Pressure, VI-Visual, I-Impact, AL-Air Lance

** B - Bead, P - Patch, CS - Cap Strip

CHK'D BY: [signature]

SIGNATURE: [signature]

NYC Department of Environmental Protection

NON-DESTRUCTIVE SEAM TEST LOG

PROJECT NAME: Pelham Bay Landfill

PROJECT NO.: 876-HP

DATE	TIME	SEAM NUMBER	SEAM LENGTH	EQUIP. NUMBER	TECH.	TEST TYPE*	TEST P/F	REPAIR METHOD**	REPAIR TEST Y/N	REPAIR TEST TYPE*
7-11	10:45	356-363	36/36 E		TS	AP	P	P	Y	✓
	10:46	356-362	34/34 E				P			
	10:47	356-361	35/35 E				P			
	11:04	356-360	34/34 E				P			
	11:05	356-359	34/34 E				P			
	11:10	356-358	37/37 E				P			
	11:11	356-357	35/35 E				P			
		310-311	45 Built			✓	P			
		313-314	10' Top			✓	P		OK	
		315-316	15' Top			✓	P			
		318-346	11'			✓	P			

COMMENTS:

* V-Vacuum, S-Spark, AP-Air Pressure, VI-Visual, I-Impact, AL-Air Lance

** B - Bead, P - Patch, CS - Cap Strip

CHK'D BY: [signature]

SIGNATURE: P Marks

NYC Department of Environmental Protection

NON-DESTRUCTIVE SEAM TEST LOG

PROJECT NAME: Pelham Bay Landfill

PROJECT NO.: 876-HP

DATE	TIME	SEAM NUMBER	SEAM LENGTH	EQUIP. NUMBER	TECH.	TEST TYPE*	TEST P/F	REPAIR METHOD**	REPAIR TEST Y/N	REPAIR TEST TYPE*
7-12	1:38	334-364	181/234 T		TS	AP	P	P	Y	V
	1:35	334-364	53/234 B		TS	AP	P	↓	↓	↓
	2:29	364-365	227/227		TS	AP	P			
	2:36	366-367	206/206		TS	AP	P			
	3:12	367-368	174/174		TS	AP	P			
	3:13	368-369	151/151		TS	AP	P			
	3:14	369-370	126/126		TS	AP	P			
	3:50	370-371	100/100		TS	AP	P			
	3:51	365-371	35/35		TS	AP	P			
	4:10	371-372	73/73		TS	AP	P			
	4:11	365-372	35/35 LF		TS	AP	P			

COMMENTS:

* V-Vacuum, S-Spark, AP-Air Pressure, VI-Visual, I-Impact, AL-Air Lance

** B - Bead, P - Patch, CS - Cap Strip

CHK'D BY: [signature]

SIGNATURE: [signature]

Sheet 84 of 241

NYC Department of Environmental Protection

NON-DESTRUCTIVE SEAM TEST LOG

PROJECT NAME: Pelham Bay Landfill

PROJECT NO.: 876-HP

DATE	TIME	SEAM NUMBER	SEAM LENGTH	EQUIP. NUMBER	TECH.	TEST TYPE*	TEST P/F	REPAIR METHOD**	REPAIR TEST Y/N	REPAIR TEST TYPE*
7-13	~~365-364~~	365-364	E		TS	AP	F	- Will	Bead Pt	*
	8:15	365-356	E		TS	AP	P	P	Y	V
	8:19	365-366	E		TS	AP	P			
	8:20	365-367	E		TS	AP	P			
30-30	8:50	365-368	E		TS	AP	P			
30-30	8:49	365-369	E		TS	AP	P			
33-33	8:51	365-370	E		TS	AP	P			
32-32	9:06	365-373			TS	AP	P			
32-32	9:07	372-373			TS	AP	P			
31-31	9:15	365-374			TS	AP	P			
30-30	9:16	373-374			TS	AP	P			
32-32	9:19	371-305	22		TS	AP	P			
32-32	9:19	370-304	22		TS	AP	P			
34-34	~~24~~ 10:48	369-303	22		TS	AP	P			
33-33	~~33~~ 10:42	368-302	22		TS	AP	P			
32-31	10:40	367-301	22		TS	AP	P			
30-29	10:50	366-300	22		TS	AP	P			
32-30	10:50	366-300	11		TS	AP	P			
	10:00	356-364	22			V	P	OK	OK	OK

COMMENTS:

* V-Vacuum, S-Spark, AP-Air Pressure, VI-Visual, I-Impact, AL-Air Lance

** B - Bead, P - Patch, CS - Cap Strip

CHK'D BY: [signature]

SIGNATURE: [signature]

NYC Department of Environmental Protection

NON-DESTRUCTIVE SEAM TEST LOG

PROJECT NAME: Pelham Bay Landfill

PROJECT NO.: 876-HP

DATE	TIME	SEAM NUMBER	SEAM LENGTH	EQUIP. NUMBER	TECH.	TEST TYPE*	TEST P/F	REPAIR METHOD**	REPAIR TEST Y/N	REPAIR TEST TYPE*
7-13	~~2:56~~	306-375	10/180 T	32-32	TS	AP	P - Pass	P	Y	V
	2:59	375-376	187/187 E	39-32	TS	AP	P			
	3:20	306-375	123/180		TS	AP	P			
	3:22	306-375	47/180 D		TS	AP	P			
JC	4:16	376-377	137/170 T	* Partial	TS	AP	Pass			
	4:44	378-379	154/154		TS	AP	Pass			
		~~3~~								

COMMENTS: 375-376 Top 10' Bead +VI

* V-Vacuum, S-Spark, AP-Air Pressure, VI-Visual, I-Impact, AL-Air Lance

** B - Bead, P - Patch, CS - Cap Strip

CHK'D BY: [signature]

SIGNATURE: [signature] 4/11

4087\consform\NONDESTR.XLS

NYC Department of Environmental Protection

NON-DESTRUCTIVE SEAM TEST LOG

PROJECT NAME: Pelham Bay Landfill

PROJECT NO.: 876-HP

DATE	TIME	SEAM NUMBER	SEAM LENGTH	EQUIP. NUMBER	TECH.	TEST TYPE*	TEST P/F	REPAIR METHOD**	REPAIR TEST Y/N	REPAIR TEST TYPE*
7-14	8:13	380-378	28/28 E		TS	AP	P	P	Y	V
	8:12	378-377	73/175 T	Pelham			P			
	8:14	380-377	20/20 E				P			
	8:26	376-374	22				P			
	8:39	380-379	28/28 E				P			
	8:43	379-381	28/28 E				P			
	8:45	380-381	28/28 E				P			
	8:57	381-383	51/51 E				P			
	8:58	380-383	28/28 E				P			
	9:15	386-384	28/28 E				P			
	9:16	383-384	28/28 E				P			
	9:23	384-385	68/68 E				P			
	9:25	383-382	62/62 E				P			
	9:26	381-382	22				P			
	10:25	382-379	64/64 E				P			

COMMENTS: 377-378 BEAD TO 7'

* V-Vacuum, S-Spark, AP-Air Pressure, VI-Visual, I-Impact, AL-Air Lance

** B - Bead, P - Patch, CS - Cap Strip

CHK'D BY: [signature] SIGNATURE: [signature]

NYC Department of Environmental Protection

NON-DESTRUCTIVE SEAM TEST LOG

PROJECT NAME: Pelham Bay Landfill

PROJECT NO.: 876-HP

DATE	TIME	SEAM NUMBER	SEAM LENGTH	EQUIP. NUMBER	TECH.	TEST TYPE*	TEST P/F	REPAIR METHOD**	REPAIR TEST Y/N	REPAIR TEST TYPE*
7-14	10:35	378-377	41/175 M		TS	AP	P	P	Y	V
	10:32	378-377	54/175 B				P			
	10:38	377-376	33/178 B				P			
	10:58	375-373	22				P			
	1:52	48-386	186/228 B				P			
	1:50	48-386	15/228 M				P			
	1:50	48-386	15/228 T				P			
	1:53	386-387	248/248 E				P			
	1:55	387-388	140/261 B				P			
	2:45	387-388	70/261 M				P			
	2:43	387-388	35/261 T				P			
	2:42	389-388	48				P			
	3:05	387/388	16/261 T				P			
	3:10	390/389	58/58				P			
	3:18	390/388	219/219				P			

COMMENTS: 48-386 2 SECT 6 TOTAL 12' @ TOP B+VT

48 | 388 | 387 | 386

* V-Vacuum, S-Spark, AP-Air Pressure, VI-Visual, I-Impact, AL-Air Lance

** B - Bead, P - Patch, CS - Cap Strip

CHK'D BY: [signature]

SIGNATURE: [signature]

Sheet 88 of 241

NYC Department of Environmental Protection

NON-DESTRUCTIVE SEAM TEST LOG

PROJECT NAME: Pelham Bay Landfill

PROJECT NO.: 876-HP

DATE	TIME	SEAM NUMBER	SEAM LENGTH	EQUIP. NUMBER	TECH	TEST TYPE*	TEST P/F	REPAIR METHOD**	REPAIR TEST Y/N	REPAIR TEST TYPE*
7-17	8:26	389-392	59/59		TS	AP	P	P	Y	V
	8:25	389-391	58/58 E		TS	AP	P			
	8:20	390-391	157/157 E		TS	AP	P			
	8:27	391-392	99/99		TS	AP	P			
	9:05	389-?117	127/246 T		TS	AP	P			
	9:00	389-? 117	40/246 M		TS	AP	P			
	9:01	389-? 117	29/246		TS	AP	P			
	10:35	389-? 117	80/246		TS	AP	P			
	9:05	389-393	40/40 E		TS	AP	P			
	9:0	392-393	43/43 E		TS	AP	P			
	10:35	389-274	22		TS	AP	P			
	10:40	387-276	22		TS	AP	P			
	10:41	386-275	22		TS	AP	P			
	11:01	378-377	7 Top			V	P			

COMMENTS:

NEED

~~389-391~~ 391

~~389-392~~ 392

~~389-393~~ 393

~~390-391~~

* V-Vacuum, S-Spark, AP-Air Pressure, VI-Visual, I-Impact, AL-Air Lance

** B - Bead, P - Patch, CS - Cap Strip

CHK'D BY: [signature]

SIGNATURE: [signature]

92c4087\consform\NONDESTR.XLS

NYC Department of Environmental Protection

NON-DESTRUCTIVE SEAM TEST LOG

PROJECT NAME: Pelham Bay Landfill

PROJECT NO.: 876-BP

DATE	TIME	SEAM NUMBER	SEAM LENGTH	EQUIP. NUMBER	TECH.	TEST TYPE*	TEST P/F	REPAIR METHOD**	REPAIR TEST Y/N	REPAIR TEST TYPE*
7/18/95	8:17	246/311	14/22		TS	AP	P	P	Y	V
↓	8:18	247/312	22'		TS	AP	P	↓	↓	↓
	8:09	248/313	22'		TS	AP	P			
↓	8:12	249/314	22'		TS	AP	P	↓	↓	↓
	11:05	374-373	10'+			V	P			
	11:20	306-372	22	cap strip + fillet weld		V	P			
		375-376	10'-9"			V	P			

COMMENTS:

* V-Vacuum, S-Spark, AP-Air Pressure, VI-Visual, I-Impact, AL-Air Lance

** B - Bead, P - Patch, CS - Cap Strip

CHKD BY: [signature]

SIGNATURE: [signature]

172 245 / 122 / 68

Sheet 90 of 241

NYC Department of Environmental Protection

NON-DESTRUCTIVE SEAM TEST LOG

PROJECT NAME: Pelham Bay Landfill

PROJECT NO.: 876-HP

DATE	TIME	SEAM NUMBER	SEAM LENGTH	EQUIP. NUMBER	TECH.	TEST TYPE*	TEST P/F	REPAIR METHOD**	REPAIR TEST Y/N	REPAIR TEST TYPE*
7-20	10:33	307-394	238/255 F		TS	AP	P	P	Y	V
	10:41 ✓	394-395	248/260 E 12'		TS	AP	P			
	10:49 ✓	395-396	260/260 E		TS	AP	P			
	11:25	396-397	254/254		TS	AP	P			
	1:22	397-398	249/261		TS	AP	P			
	1:31	398-399	243/243		TS	AP	P			
	2:04	399-400	242/242		TS	AP	P			
	2:20	400-401	17/245 T		TS	AP	P			
	2:22	400-401	160/245		TS	AP	P			
	5:02	400-401	68/245		TS	AP	P	Pressure didn't Drop		
	2:45	401-402	255/255 E		TS	AP	P			
	3:05	307-394	17/255 B		TS	AP	P			
	3:30	402-403	251/251 E		TS	AP	P			
	3:40	403-404	240/248 E		TS	AP	P			
	3:46	404-405	244/244 E		TS	AP	P			

COMMENTS: 394-395 Top 12' B+VT

397-398 Top 17' B+VT

* V-Vacuum, S-Spark, AP-Air Pressure, VI-Visual, I-Impact, AL-Air Lance

** B - Bead, P - Patch, CS - Cap Strip

CHK'D BY: [signature]

SIGNATURE: [signature]

c4087\consform\NONDESTR.XLS

NYC Department of Environmental Protection

NON-DESTRUCTIVE SEAM TEST LOG

PROJECT NAME: Pelham Bay Landfill

PROJECT NO.: 876-BP

DATE	TIME	SEAM NUMBER	SEAM LENGTH	EQUIP. NUMBER	TECH.	TEST TYPE*	TEST P/F	REPAIR METHOD**	REPAIR TEST Y/N	REPAIR TEST TYPE
7-24	1:20	406-407	92/244 B		TS	AP	P	P	Y	V
	1:21	406-407	58/244 UM				P			
	2:30	406-407	87/244 UM				P			
	1:22	405-406	185/246 T				P			
	1:24	405-406	61/246 B				P			
	2:00	408-409	81/246 B				P			
	1:00	407 ~~408~~-408	61/230 T				P			
	3:05	409-410	157/241 B				P			
	3:07	409-410	84/241 T				P			
	3:08	410-411	28/234 T				P			
	3:34	410-411	206/234 B				P			
	3:30	411-412	/ E				P			
	3:45	412-413	211/231				P			
	3:51	412-413	20/231				P			

COMMENTS:

* V-Vacuum, S-Spark, AP-Air Pressure, VI-Visual, I-Impact, AL-Air Lance

** B - Bead, P - Patch, CS - Cap Strip

CHK'D BY:

SIGNATURE: P Miller

NYC Department of Environmental Protection

NON-DESTRUCTIVE SEAM TEST LOG

PROJECT NAME: Pelham Bay Landfill

PROJECT NO.: 876-BP

DATE	TIME	SEAM NUMBER	SEAM LENGTH	EQUIP. NUMBER	TECH.	TEST TYPE*	TEST P/F	REPAIR METHOD**	REPAIR TEST Y/N	REPAIR TEST TYPE*
7-25	8:25	335-414	67/166 T		TS	AP	P	P	Y	V
	8:26	335-414	99/166 B		TS	AP	P			
	8:31	414-415	177/177 E		TS	AP	P			
	8:32	414-394	22		TS	AP	P			
	8:33	415-395	22		TS	AP	P			
	8:52	415-416	177/177		TS	AP	P			
	8:53	416-396	22		TS	AP	P			
	9:00	416-417	54/170 E				P			
	8:59	417-397	22				P			
	9:06	416-417	116/170 T				P			
	10:20	417-418	/ E				P			
	10:29	418-419	/ E				P			
	10:30	419-399	22				P			
	10:38	419-420	/ L				P			
	10:40	419-420	87/ T		↓	↓	P	↓	↓	↓

COMMENTS:

* V-Vacuum, S-Spark, AP-Air Pressure, VI-Visual, I-Impact, AL-Air Lance

** B - Bead, P - Patch, CS - Cap Strip

CHK'D BY: [signature] SIGNATURE: [signature]

NYC Department of Environmental Protection

NON-DESTRUCTIVE SEAM TEST LOG

PROJECT NAME: Pelham Bay Landfill

PROJECT NO.: 876-BP

DATE	TIME	SEAM NUMBER	SEAM LENGTH	EQUIP. NUMBER	TECH.	TEST TYPE*	TEST P/F	REPAIR METHOD**	REPAIR TEST Y/N	REPAIR TEST TYPE*
7-25	10:55	420-421	/ E		TS	AP	P	P	Y	V
		421-422	E-15				P			
	11:36	422-402	22				P			
		422-423	43/10/22 R				P			
		423								

COMMENTS: 421-422 Top 15' ft

* V-Vacuum, S-Spark, AP-Air Pressure, VI-Visual, I-Impact, AL-Air Lance

** B - Bead, P - Patch, CS - Cap Strip

CHK'D BY: [signature] SIGNATURE: [signature]

Sheet 94 of 241

131
52
3

NYC Department of Environmental Protection

NON-DESTRUCTIVE SEAM TEST LOG

PROJECT NAME: Pelham Bay Landfill

PROJECT NO.: 876-BP

DATE	TIME	SEAM NUMBER	SEAM LENGTH	EQUIP. NUMBER	TECH.	TEST TYPE*	TEST P/F	REPAIR METHOD**	REPAIR TEST Y/N	REPAIR TEST TYPE*
7-26	8:20	422-423	114/157 T		TS	AP	P	P	Y	V
	8:25	423-424	/156				P	↓	↓	↓
	—	424-425	161/161	EXT	WEID	ENTIRE	SEAM		Y	V
	—	425-4[illegible]	MS NOTED	OVERLAP		NOT GOOD	CAP	STRIP	Y ENTIRE	V SEAM
	8:50	426-427	148/148				P	P	Y	V
	11:24	426-406	22				P			
	11:36	427-407	22				P			
	10:30	420-400	22				P			
	10:31	418-398	22				P			
	11:05	424-404	22				P			
	11:06	425-405	22				P			
	11:35	428-408	22				P	↓	↓	↓
	—	427-428	/153	EXT	WEID	ENTIRE	SEAM		Y	V
	1:26	428-429	33/135 T				P	P	Y	V
	1:27	428-429	33/135 M				P			
		~~428-429~~	~~19/135 B~~							

COMMENTS:

424-425 EXT WEID ENTIRE SEAM

* 424-426 CS ENTIRE SEAM

421-401 B+VT ENTIRE SEAM

427-428 EXT WEID

* V-Vacuum, S-Spark, AP-Air Pressure, VI-Visual, I-Impact, AL-Air Lance

** B - Bead, P - Patch, CS - Cap Strip

CHK'D BY: [signature]

SIGNATURE: [signature]

92c4087\consform\NONDESTR.XLS

Sheet 85 of 241

NYC Department of Environmental Protection

NON-DESTRUCTIVE SEAM TEST LOG

PROJECT NAME: Pelham Bay Landfill

PROJECT NO.: 876-HP

DATE	TIME	SEAM NUMBER	SEAM LENGTH	EQUIP. NUMBER	TECH.	TEST TYPE*	TEST P/F	REPAIR METHOD**	REPAIR TEST Y/N	REPAIR TEST TYPE*
7-27	7:53	428-429	19/135 L		TS	AP	P	P	Y	V
	7:54	429-409 429-409	22 22 *				P			
	8:18	429-430	130/130				P			
	8:12	430-410	22				P			
	8:20	430-431	80/125 B				P			
	8:22	431-411	22				P			
	8:27	430431	45/122 T				P			
	9:02	408-409	165/246				P			
	9:18	407-408	177/538 B				P			
	10:56	413-432	82/225 T				P			
	10:50	413-432	50/225 M				P			
	10:56	432-433	207/207 E				P			
	10:58	413-432	93/225 B				P			
	11:10	433-431	113/223 B				P			
	11:09	433-439	10/223 M				P			

COMMENTS: * 2' wide patch F = Weld over Both Sides

* V-Vacuum, S-Spark, AP-Air Pressure, VI-Visual, I-Impact, AL-Air Lance

** B - Bead, P - Patch, CS - Cap Strip

CHK'D BY: [signature] SIGNATURE: [signature]

Sheet 26 of 241

NYC Department of Environmental Protection

NON-DESTRUCTIVE SEAM TEST LOG

PROJECT NAME: Pelham Bay Landfill

PROJECT NO.: 876-HP

DATE	TIME	SEAM NUMBER	SEAM LENGTH	EQUIP. NUMBER	TECH	TEST TYPE*	TEST P/F	REPAIR METHOD**	REPAIR TEST Y/N	REPAIR TEST TYPE*
7-27	41:14	433-434	80/223 UM		TS	AP	P	P	Y	V
	41:21	433-434	20/223 T				P			
	11:30	434-435	213/213				P			
	1:00	425-426	27/154 T				P			
	1:05	425-426	24/154 UM	* X2			P			
	1:18	425-426	43/154 UM	* X2			P			
	1:25	425-426	37/154 L	* X2			P			
	3:15	242-436	88/141 T				P			
	3:46	242-436	21/141 M				P			
	4:30	436-394	22				P			
	4:32	437-395	22				P			
	3:33	436-437	150/160 E-10'	@ Top			P			
	3:47	242-436	54/151				P			
	4:09 3:59	437-438	60/161 B 104/161 T				P P			
	4:25	438-439	99/150 T							

COMMENTS: 425-426 TOP 13' B+VT Bottom 10'

* 425-426 Cap Strip [illegible] WELDED ON [illegible]

X 242-236 ~6' must be B+VT @ 1ST A.T.

* V-Vacuum, S-Spark, AP-Air Pressure, VI-Visual, I-Impact, AL-Air Lance

** B - Bead, P - Patch, CS - Cap Strip

CHK'D BY: [signature]

SIGNATURE: [signature]

NYC Department of Environmental Protection

NON-DESTRUCTIVE SEAM TEST LOG

PROJECT NAME: Pelham Bay Landfill

PROJECT NO.: 876-HP

DATE	TIME	SEAM NUMBER	SEAM LENGTH	EQUIP. NUMBER	TECH.	TEST TYPE*	TEST P/F	REPAIR METHOD**	REPAIR TEST Y/N	REPAIR TEST TYPE*
7-28	8:30	438-396	22		TS	AP	P	P	Y	V
	8:30	439-397	22				P			
	8:57	439-440	74/74				P			
	8:59	440-442	73/86				P			
	9:15	439-441	45/68				P			
	9:03	442-Bottom	15/15				P			
	9:12	442-441	59/59				P			
	9:16	438-439	41/150				P			
	11:20	424-425	Entire Seam			V	P			
		401-421	22'			V	P			
		403-423	12'			V	P			

COMMENTS: 440 - 442 BOTTOM 13' B + VT
438 - 439 LM 10' B + VT
439 - 441 T 23' B + VI

* V-Vacuum, S-Spark, AP-Air Pressure, VI-Visual, I-Impact, AL-Air Lance

** B - Bead, P - Patch, CS - Cap Strip

CHK'D BY: [signature]

SIGNATURE: [signature]

NYC Department of Environmental Protection

NON-DESTRUCTIVE SEAM TEST LOG

PROJECT NAME: Pelham Bay Landfill

PROJECT NO.: 876-HP

DATE	TIME	SEAM		EQUIP.	TECH.	TEST		REPAIR	REPAIR TEST	
		NUMBER	LENGTH	NUMBER		TYPE*	P/F	METHOD**	Y/N	TYPE*
7-31		425-426	TOP 13'		PJR	V	P			
		425-426	Bottom 10'			V	P			
		242-236	6' M			V	P			
		438-439	10' Bo			V	P			
		439-Bottom	ENTIRE			V	P			
		440 Bottom West	ENTIRE			V	P			
		440 Bottom N.	ENTIRE			V	P			
		440-442	13' Bottom			V	P			
		421-422	15' TOP							
		427-428	ENTIRE							
		406-407	TOP 9'							

COMMENTS:

* V-Vacuum, S-Spark, AP-Air Pressure, VI-Visual, I-Impact, AL-Air Lance

** B - Bead, P - Patch, CS - Cap Strip

CHK'D BY: [signature]

SIGNATURE: [signature]

NYC Department of Environmental Protection

NON-DESTRUCTIVE SEAM TEST LOG

PROJECT NAME: Pelham Bay Landfill

PROJECT NO.: 876-HP

DATE	TIME	SEAM		EQUIP.	TECH.	TEST		REPAIR	REPAIR TEST	
		NUMBER	LENGTH	NUMBER		TYPE*	P/F	METHOD**	Y/N	TYPE*
8-1	9:03	442-443	E-S		TS	AP	P	P	Y	V
	9:06	443-444	E		TS	AP	P	↓	↓	↓
	9:13	444-445	E		TS	AP	P			
	11:17	445-446	E		TS	AP	P			
	11:20	446-447	30/ T		TS	AP	P			
	11:40	446-447	/ B		TS	AP	P			
	11:25	447-448	E		TS	AP	P			
	1:32	448-449	35/ T				P	↓	↓	↓
		448-449	/							
	2:11	449-450	/ T		TS	AP	P	P	Y	V
	2:10	449-450	B		TS	AP	P	↓	↓	↓
	2:30	450-451	60/69 T		TS	AP	P			
	2:50	450-451	60/ B		TS	AP	P			
	2:57	451-452	B		TS	AP	P	↓	↓	↓

COMMENTS: 442 443 TOP 5' B+VT

* V-Vacuum, S-Spark, AP-Air Pressure, VI-Visual, I-Impact, AL-Air Lance

** B - Bead, P - Patch, CS - Cap Strip

CHK'D BY: [signature]

SIGNATURE: PM

Sheet 100 of 241

NYC Department of Environmental Protection **NON-DESTRUCTIVE SEAM TEST LOG**

PROJECT NAME: Pelham Bay Landfill PROJECT NO.: 876-HP

DATE	TIME	SEAM NUMBER	SEAM LENGTH	EQUIP. NUMBER	TECH.	TEST TYPE*	TEST P/F	REPAIR METHOD**	REPAIR TEST Y/N	REPAIR TEST TYPE*
8-1-95	3:50	399/442	22		TS	AT	P	P	Y	V
	4:15	400/443					P			
	4:29	401-444					P			
	4:30	402-445					P			
	4:40	403-446					P			
	4:45	404-447					P			
	5:01	405-448					P			
	5:02	406-449					P			

COMMENTS: 407 - 450 BEAD + VT ENTIRE SEAM

* V-Vacuum, S-Spark, AP-Air Pressure, VI-Visual, I-Impact, AL-Air Lance

** B - Bead, P - Patch, CS - Cap Strip

CHK'D BY: [signature] SIGNATURE: BZ / PM

smm\92c4087\consform\NONDESTR.XLS

Sheet 101 of 241

NYC Department of Environmental Protection — **NON-DESTRUCTIVE SEAM TEST LOG**

PROJECT NAME: Pelham Bay Landfill — PROJECT NO.: 876-HP

DATE	TIME	SEAM NUMBER	SEAM LENGTH	EQUIP. NUMBER	TECH.	TEST TYPE*	TEST P/F	REPAIR METHOD**	REPAIR TEST Y/N	REPAIR TEST TYPE*
8-2	*	408-451	22		TS	AP	*B	BEAD	ENTIRE	SEAM V
	8:50	409-452	22		TS	AP	P	P	Y	V
	8:51	451-453	57/169 T		TS	AP	P	↓	↓	↓
	10a	451-452	62/169 M		TS	AP	P	↓	↓	↓
			Yards B							
	9:04	452-453	21/169 T		TS	AP	P	P	Y	V
	9:07	410-453	11/22		TS	AP	P	↓	↓	↓
	9:20	452-453	25/169 BM		TS	AP	P			
	10:15	452-453	56/169 M		TS	AP	P			
	10:28	452-453	48/169		TS	AP	P			
	10:38	453-454	60/172 B		TS	AP	P			
	10:34	453-454	112/172 T		TS	AP	P	↓	↓	↓
		454-455	102/168 TM							
	10:40	454-455	1/169 BM		TS	AP	P	P	Y	V
	10:45	455-456	172/172 E		TS	AP	P	↓	↓	↓

COMMENTS: *408-451 B+VT ENTIRE SEAM * 410-453 B+VT 11' Y V
452-453 B+VT TOP 6', Middle 10'

* V-Vacuum, S-Spark, AP-Air Pressure, VI-Visual, I-Impact, AL-Air Lance

** B - Bead, P - Patch, CS - Cap Strip

CHK'D BY: _____ SIGNATURE: PM

smm\92c4087\consform\NONDESTR.XLS

Sheet 102 of 241

NYC Department of Environmental Protection

NON-DESTRUCTIVE SEAM TEST LOG

PROJECT NAME: Pelham Bay Landfill

PROJECT NO.: 876-HP

DATE	TIME	SEAM NUMBER	SEAM LENGTH	EQUIP. NUMBER	TECH.	TEST TYPE*	TEST P/F	REPAIR METHOD**	REPAIR TEST Y/N	REPAIR TEST TYPE*
8-2		454-455	56/168 B			BEAD	Entire Seam		Y	V
	11:30	456-457	127/172 B		TS	AP	P	P	Y	V
	11:35	457-458	179/179		TS	AP	P			
	1:45	458-459	85/184		TS	AP	P			
	2:28	456-457	39/172 T		TS	AP	P			
44 44	2:37	458-459	50/184 M		TS	AP	P			
36 36	2:41	458-459	8/184		TS	AP	P			
34-35	1:25	459-460	40/180 B		TS	AP	P			
33 33	1:24	459-460	20/182 M		TS	AP	P			
47-47	1:26	459-460	126/181 T		TS	AP	P			
34-34	1:55	460-435	22		TS	AP	P			
30-30	156	459-434	22		TS	AP	P			
32-32	209	458-433	22		TS	AP	P			
35-35	2:06	457-432	22		TS	AP	P			
52 52	2:11	456-413	22		TS	AP	P			
23 23	2:13	455 412	22		TS	AP	P			
21 21	2:18	459 411	22		TS	AP	P			

COMMENTS: ~~* IOP L' 454-455 B+VT~~

454-455 – BEAD ENTIRE SEAM.

456-457 6' U.M B+VT

458 459 B+VT Below 40'

* V-Vacuum, S-Spark, AP-Air Pressure, VI-Visual, I-Impact, AL-Air Lance

** B - Bead, P - Patch, CS - Cap Strip

CHK'D BY: [signature]

SIGNATURE: [signature]

NYC Department of Environmental Protection

NON-DESTRUCTIVE SEAM TEST LOG

PROJECT NAME: Pelham Bay Landfill

PROJECT NO.: 876-HP

DATE	TIME	SEAM		EQUIP.	TECH.	TEST		REPAIR	REPAIR TEST	
		NUMBER	LENGTH	NUMBER		TYPE*	P/F	METHOD**	Y/N	TYPE*
8-2	~~448-449~~ 448-44	1								
32-52	13:18	448-449	78/173 ft		TS	AP	P	P	Y	V
52-54	3:25	448-44~~6~~	50/173 ft		TS	AP	P	↓	↓	↓

COMMENTS: 448-449 L.m 10' B + VT

* V-Vacuum, S-Spark, AP-Air Pressure, VI-Visual, I-Impact, AL-Air Lance

** B - Bead, P - Patch, CS - Cap Strip

CHK'D BY: [signature]

SIGNATURE: Paul Marks

464 | 463
465 | 466

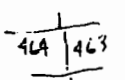

Sheet 104 of 241

NYC Department of Environmental Protection **NON-DESTRUCTIVE SEAM TEST LOG**

PROJECT NAME: Pelham Bay Landfill PROJECT NO.: 876-HP

DATE	TIME	SEAM NUMBER	SEAM LENGTH	EQUIP. NUMBER	TECH.	TEST TYPE*	TEST P/F	REPAIR METHOD**	REPAIR TEST Y/N	REPAIR TEST TYPE*
8:03	7:52	465-466	43/43 E		TS	AP	P	P	Y	V
	7:56	464-463	52/162 B		TS	AP	P			
	8:00	464-463	110/162 T		TS	AP	P			
	9:05	467-462	16/16 E		TS	AP	P			
	9:05	467-461	20/20 E		TS	AP	P			
	8:31	468-467	38/38 E		TS	AP	P			
	8:45	469-468	12		TS	AP	P			
	8:46	469-468	27		TS	AP	P			
	8:25	462-461	105/184 T		TS	AP	P			
	7:41	462-461	79/184 B		TS	AP	P			
	11:41	471-470	10/200 T		TS	AP	P			
	11:42	471-470	190/200 B		TS	AP	P			
	11:44	460-470	197/197 E		TS	AP	P			
	1:55	471-472	74/207 B		TS	AP	P			
	1:45	471-472	130/207 T		TS	AP	P			

COMMENTS:

469
466
467
462 | 461
464 | 463
465 | 461

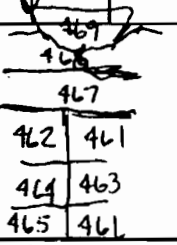

* V-Vacuum, S-Spark, AP-Air Pressure, VI-Visual, I-Impact, AL-Air Lance

** B - Bead, P - Patch, CS - Cap Strip

CHK'D BY: [signature] SIGNATURE: P Marks

smm\92c4087\consform\NONDESTR.XLS

NYC Department of Environmental Protection

NON-DESTRUCTIVE SEAM TEST LOG

PROJECT NAME: Pelham Bay Landfill

PROJECT NO.: 876-HP

DATE	TIME	SEAM NUMBER	SEAM LENGTH	EQUIP. NUMBER	TECH.	TEST TYPE*	TEST P/F	REPAIR METHOD**	REPAIR TEST Y/N	REPAIR TEST TYPE*
8-3	1:50	472-473 E	201/201 E		TS	AP	P	P	Y	V
	2:45	435-474	221/221		TS	AP	P			
24-93	2:50	474-475	224/224 E		TS	AP	P			
93-93	3:15	475-471	22		TS	AP	P	- Cap Strip	ONE EXT	LENP WELD
34-34	3:28	474-470	22		TS	AP	P			
	4:03	478-432	22		TS	AP	P			
	4:05	477-413	22		TS	AP	P			
	4:08	476-412	22		TS	AP	P			
	3:54	438-476	133/133		TS	AP	P			
	4:05	476-477	137/137		TS	AP	P			

COMMENTS: 435 - 474 B+VT TOP 8'

* V-Vacuum, S-Spark, AP-Air Pressure, VI-Visual, I-Impact, AL-Air Lance

** B - Bead, P - Patch, CS - Cap Strip

CHK'D BY: _____ SIGNATURE: BZ _____

Sheet 106 of 241

NYC Department of Environmental Protection

NON-DESTRUCTIVE SEAM TEST LOG

PROJECT NAME: Pelham Bay Landfill

PROJECT NO.: 876-HP

DATE	TIME	SEAM		EQUIP.	TECH.	TEST		REPAIR	REPAIR TEST	
		NUMBER	LENGTH	NUMBER		TYPE*	P/F	METHOD**	Y/N	TYPE*
8/8/95	1:00	486-487	E		TS	AP	P	P	Y	V
	12:55	486-486	E		TS	AP	P			
	1:06	487-488	E		TS	AP	P			
	1:25	488-489	E		TS	AP	P			
	1:46	489-490	E		TS	AP	P			
	1:50	490-491	E		TS	AP	P			
	2:04	491-492	E		TS	AP	P			
	3:03	492-493	E		TS	AP	P			
	3:09	493-494	E		TS	AP	P			
	3:20	494-497	E		TS	AP	P			
	3:21	497-498	E		TS	AP	P			
	3:44	496-497	E		TS	AP	P			
	3:46	495-496	E		TS	AP	P			
	3:48	494-495	E		TS	AP	P			
	4:00	492-494	E		TS	AP	P			

COMMENTS

* V-Vacuum, S-Spark, AP-Air Pressure, VI-Visual, I-Impact, AL-Air Lance

** B - Bead, P - Patch, CS - Cap Strip

CHK'D BY: [signature]

SIGNATURE: [signature]

NYC Department of Environmental Protection

NON-DESTRUCTIVE SEAM TEST LOG

PROJECT NAME: Pelham Bay Landfill

PROJECT NO.: 876-HP

DATE	TIME	SEAM		EQUIP.	TECH.	TEST		REPAIR	REPAIR TEST	
		NUMBER	LENGTH	NUMBER		TYPE*	P/F	METHOD**	Y/N	TYPE*
8/8/95	402	491/499	E		TS	AP	P	P	Y	V
	4:10	490/499	E		TS	AP	P			
	4:12	493/498	E		TS	AP	P			
	4:22	497/499	E		TS	AP	P			
	4:24	488/499	E		TS	AP	P			
	4:27	487/499	E		TS	AP	P			
	4:30	486/499	E		TS	AP	P			
	4:34	494/499	E		TS	AP	P			
	4:36	498/499	E		TS	AP	P			

COMMENTS:

* V-Vacuum, S-Spark, AP-Air Pressure, VI-Visual, I-Impact, AL-Air Lance

** B - Bead, P - Patch, CS - Cap Strip

CHK'D BY: _____ SIGNATURE: _____

Sheet 108 of 241

NYC Department of Environmental Protection — **NON-DESTRUCTIVE SEAM TEST LOG**

PROJECT NAME: Pelham Bay Landfill — PROJECT NO.: 876-HP

DATE	TIME	SEAM		EQUIP.	TECH.	TEST		REPAIR	REPAIR TEST	
		NUMBER	LENGTH	NUMBER		TYPE*	P/F	METHOD**	Y/N	TYPE*
8-4	7:51	477-478	74/134 B		TS	AP	P	P	Y	V
	7:50	477-478	60/134 T		TS	AP		P	Y	V
	3:33	479-480	61/61		TS	AP	P	P	Y	V
	3:38	480-481	61/61		TS	AP	P	P	Y	V
* 8/4	4:26	484-485	60/60		TS	AP	P	P	Y	V
* 8/4	4:37	482-483								

COMMENTS:

* V-Vacuum, S-Spark, AP-Air Pressure, VI-Visual, I-Impact, AL-Air Lance

** B - Bead, P - Patch, CS - Cap Strip

CHK'D BY: _____ SIGNATURE: _____

NYC Department of Environmental Protection

NON-DESTRUCTIVE SEAM TEST LOG

PROJECT NAME: Pelham Bay Landfill

PROJECT NO.: 876-HP

DATE	TIME	SEAM NUMBER	SEAM LENGTH	EQUIP. NUMBER	TECH.	TEST TYPE*	TEST P/F	REPAIR METHOD**	REPAIR TEST Y/N	REPAIR TEST TYPE*
8-9	9:19	499-500	247/247		TS	AP	P	P	Y	V
	10:01	500-501	175/171		TS	AP	P			
	10:06	501-502	140/140		TS	AP	P			
	1:25	502-503	8/39		TS	AP	P			
	1:27	502-503	24/39		TS	AP	P			
	1:47	503-504	67/239 T		TS	AP	P			
	1:45	503-504	110/239 M		TS	AP	P			
	2:10	503-504	62/239 B		TS	AP	P			
	2:17	504-505	230/230		TS	AP	P			
	2:27	505-506	217/230		TS	AP	P			
	2:30	505-506	13/230		TS	AP	P			
	3:01	506-507	213/222		TS	AP	P			
	3:07	507-508	210/223		TS	AP	P			
	3:23	508-509	217/217		TS	AP	P	V	V	V

COMMENTS: 502-503 @ middle Patch B + VI

506-507 9' @ top B+VI

507-508 13' @ top B+VI

* V-Vacuum, S-Spark, AP-Air Pressure, VI-Visual, I-Impact, AL-Air Lance

** B - Bead, P - Patch, CS - Cap Strip

CHK'D BY: [signature]

SIGNATURE: [signature]

NYC Department of Environmental Protection — **NON-DESTRUCTIVE SEAM TEST LOG**

PROJECT NAME: Pelham Bay Landfill — PROJECT NO.: 876-HP

DATE	TIME	SEAM NUMBER	SEAM LENGTH	EQUIP. NUMBER	TECH.	TEST TYPE*	TEST P/F	REPAIR METHOD**	REPAIR TEST Y/N	REPAIR TEST TYPE*
8-16	8:13	503-510	203/203 E		TS	AP	P	P	Y	V
	8:14	70-510	34/34 E				P			
	8:20	510-511	173/173				P			
	8:21	70-511	31/31				P			
	8:30	511-512	91/139 T				P			
	9:06	511-512	48/139				P			
	8:35	70-512	39/39				P			
	857	70-513	24/37 B				P			
	8:45	512-513	103/103				P			
	8:59	513-514	60/60				P			
	9:00	70-514	38/38				P			
	9:08	70-515	21/21				P			
	9:09	514-515	21/21				P	↓	↓	↓

COMMENTS: 70-513 TOP 13' B+VT

* V-Vacuum, S-Spark, AP-Air Pressure, VI-Visual, I-Impact, AL-Air Lance

** B - Bead, P - Patch, CS - Cap Strip

CHK'D BY: _____ SIGNATURE: _____

NYC Department of Environmental Protection

NON-DESTRUCTIVE SEAM TEST LOG

PROJECT NAME: Pelham Bay Landfill

PROJECT NO.: 876-HP

DATE	TIME	SEAM NUMBER	SEAM LENGTH	EQUIP. NUMBER	TECH.	TEST TYPE*	TEST P/F	REPAIR METHOD**	REPAIR TEST Y/N	REPAIR TEST TYPE*
8-10	11:40	54-517	T		TS	AP	P	P	Y	V
	11:41	54-517	H				P			
	1:04	517-518	E				P			
	1:07	518-519	E				P			
	1:40	519-520	U				P			
	1:46	519-520	M				P			
	141	519-520	L				P			
	1:52	520-521	T				P			
	1:53	520-521	M				P			
	2:25	516-520					P			
	2:24	516-521	E				P			
	2:32	521-522	E				P			
	2:33	516-522	E				P			
	2:45	522-523						P	Y	V
	2:47	516-523						P	Y	V

COMMENTS:

* V-Vacuum, S-Spark, AP-Air Pressure, VI-Visual, I-Impact, AL-Air Lance

** B - Bead, P - Patch, CS - Cap Strip

CHK'D BY: [signature]

SIGNATURE: [signature]

NYC Department of Environmental Protection

NON-DESTRUCTIVE SEAM TEST LOG

PROJECT NAME: Pelham Bay Landfill

PROJECT NO.: 876-HP

DATE	TIME	SEAM		EQUIP.	TECH.	TEST		REPAIR	REPAIR TEST	
		NUMBER	LENGTH	NUMBER		TYPE*	P/F	METHOD**	Y/N	TYPE*
8-10	3:27	516-519			T.S	AP	P	P	Y	V
	3:28	516-518			"	"	P	"	"	"
	3:31	516-517			"	"	P	"	"	"

COMMENTS:

* V-Vacuum, S-Spark, AP-Air Pressure, VI-Visual, I-Impact, AL-Air Lance

** B - Bead, P - Patch, CS - Cap Strip

CHK'D BY: [signature]

SIGNATURE: [signature]

NYC Department of Environmental Protection — **NON-DESTRUCTIVE SEAM TEST LOG**

PROJECT NAME: Pelham Bay Landfill — PROJECT NO.: 876-HP

DATE	TIME	SEAM		EQUIP.	TECH.	TEST		REPAIR	REPAIR TEST	
		NUMBER	LENGTH	NUMBER		TYPE*	P/F	METHOD**	Y/N	TYPE*
8/10	405	512-516	~~20-20~~	1067	SP	AP	P	P	Y	V
		512 516	~~20-20~~	1067	SP	AP	P	P	Y	V
	415	511-524	20-20	1067	SP	AP	P	P	Y	V
		516-524				AP	P	P	Y	V
		-								
	425	510-525	20-20			AP	P	P	Y	V
		524-525								

COMMENTS:

* V-Vacuum, S-Spark, AP-Air Pressure, VI-Visual, I-Impact, AL-Air Lance

** B - Bead, P - Patch, CS - Cap Strip

CHK'D BY: _____ SIGNATURE: _____

Sheet 114 of 841

NYC Department of Environmental Protection — **NON-DESTRUCTIVE SEAM TEST LOG**

PROJECT NAME: Pelham Bay Landfill — PROJECT NO.: 876-HP

DATE	TIME	SEAM NUMBER	SEAM LENGTH	EQUIP. NUMBER	TECH.	TEST TYPE*	TEST P/F	REPAIR METHOD**	REPAIR TEST Y/N	REPAIR TEST TYPE*
8-11	8:30	524-525	278/278 E		TS	AP	P	P	Y	V
	9:07	525-526	33/270				P			
	9:08	525-526	25/270				P			
	9:08	525-526	30/270				P			
	9:10	525-526	190/270				P			
	9:15	526-527	274/274				P			
	10:27	527-528	182/273 T				P			
	11:26	527-528	91/273 B				P			
	11:22	528-529	104/273 T				P			
	11:20	528-529	25/273				P			
	~~11:22~~ 11:24	528-529	146/273 B				P			
	1:06	529-530	259/269 10				P			
	1:07	530-531	76/254 T							
	1:42	530-531	178/254 B							
	8:21	526-503	22				P			
CROSS SEAM	9:16	527-504	22				P			
	10:28	528-505	19/22				P			
	10:41	529-506	22				P			
	1:05	530-507	22				P			

COMMENTS:
527-528 B+VT TOP 10'
528-505 " 10'
529-530 " TOP 10'

B
B
B

Y
↓
↓

V
↓
↓

* V-Vacuum, S-Spark, AP-Air Pressure, VI-Visual, I-Impact, AL-Air Lance

** B - Bead, P - Patch, CS - Cap Strip

CHK'D BY: _____ SIGNATURE: _____

smm\92c4087\consform\NONDESTR.XLS

NYC Department of Environmental Protection

NON-DESTRUCTIVE SEAM TEST LOG

PROJECT NAME: Pelham Bay Landfill

PROJECT NO.: 876-HP

DATE	TIME	SEAM		EQUIP.	TECH.	TEST		REPAIR	REPAIR TEST	
		NUMBER	LENGTH	NUMBER		TYPE*	P/F	METHOD**	Y/N	TYPE*
8-11	1:05	531-502	22		TS	AP	P	P	Y	V
	1:26	532-509	22		"	"	P	"	"	"
	1:46	532.533	244/244		"	"	P	"	"	"
	1:50	54 516	10/10		"	"	P	"	"	"

COMMENTS:

* V-Vacuum, S-Spark, AP-Air Pressure, VI-Visual, I-Impact, AL-Air Lance

** B - Bead, P - Patch, CS - Cap Strip

CHK'D BY: _____ SIGNATURE: _____

Sheet 116 of 241

NYC Department of Environmental Protection — **NON-DESTRUCTIVE SEAM TEST LOG**

PROJECT NAME: Pelham Bay Landfill — PROJECT NO.: 876-HP

DATE	TIME	SEAM		EQUIP.	TECH.	TEST		REPAIR	REPAIR TEST	
		NUMBER	LENGTH	NUMBER		TYPE*	P/F	METHOD**	Y/N	TYPE*
8-14		54-513	12'	CAP	STRIP			CS	Y	V
	10:37	53-513	10'		TS		P	P	Y	V
	10:47	53-514	12'		TS		P	↓	↓	↓
	10:48	52-514	10'		TS		P			
	10:50	52-515	10'		TS		P			

COMMENTS: * 54-513

* V-Vacuum, S-Spark, AP-Air Pressure, VI-Visual, I-Impact, AL-Air Lance

** B - Bead, P - Patch, CS - Cap Strip

CHK'D BY: _____ SIGNATURE: P Mawes

NYC Department of Environmental Protection

NON-DESTRUCTIVE SEAM TEST LOG

PROJECT NAME: Pelham Bay Landfill

PROJECT NO.: 876-HP

DATE	TIME	SEAM		EQUIP.	TECH.	TEST		REPAIR	REPAIR TEST	
		NUMBER	LENGTH	NUMBER		TYPE*	P/F	METHOD**	Y/N	TYPE*
8-15	4:07	~~5~~41-~~5~~42	167/280 T		TS	~~AT~~	~~P~~	P	Y	V
	3:46	~~5~~41-~~5~~42	27/280 M		TS	~~AT~~	~~P~~	↓	↓	↓
	412	~~5~~41-~~5~~42	76/280 B		TS	AP	P	↓	↓	↓

COMMENTS: ~~5~~41-~~5~~42 Top 10' Bead + VT

* V-Vacuum, S-Spark, AP-Air Pressure, VI-Visual, I-Impact, AL-Air Lance

** B - Bead, P - Patch, CS - Cap Strip

CHK'D BY: [signature]

SIGNATURE: [signature]

257
10
A

24
77
170

Sheet 118 of 241

NYC Department of Environmental Protection **NON-DESTRUCTIVE SEAM TEST LOG**

PROJECT NAME: Pelham Bay Landfill PROJECT NO.: 876-HP

DATE	TIME	SEAM NUMBER	SEAM LENGTH	EQUIP. NUMBER	TECH.	TEST TYPE*	TEST P/F	REPAIR METHOD**	REPAIR TEST Y/N	REPAIR TEST TYPE*
8-15	9:01	532-533	149 ~~257~~/263 T-6		TS	AP	P	P	Y	V
	10:35	532-533	108/263 B		TS	AP	P			
	10:38	533-534	254/257 E		TS	AP	P			
	10:41	534-535	77/247 B		TS	AP	P			
	10:40	534-535	162/247 T-8		TS	AP	P			
	11:41	535-536	111/270 B		TS	AP	P			
	11:45	535-536	159/270 T		TS	AP	P			
	1:15	536-537	257/257 E		TS	AP	P			
	1:17	537-538	262/262 E		TS	AP	P			
	1:34	538-539	68/259 T		TS	AP	P			
	1:39	538-539	132/259 M		TS	AP	P			
	1:40	538-539	59/259 B		TS	AP	P			
	2:17	539-540	31/281 B		TS	AP	P			
	2:15	539-540	250/281 T		TS	AP	P			
	2:54	540-541	265/275 E		TS	AP	P			

COMMENTS: 532-533 TOP 6' B+VT 540-541 B + VT TOP 10' B Y V
534-535 TOP 8'

* V-Vacuum, S-Spark, AP-Air Pressure, VI-Visual, I-Impact, AL-Air Lance

** B - Bead, P - Patch, CS - Cap Strip

CHK'D BY: [signature] SIGNATURE: [signature]

smm\92c4087\consform\NONDESTR.XLS

NYC Department of Environmental Protection

NON-DESTRUCTIVE SEAM TEST LOG

PROJECT NAME: Pelham Bay Landfill

PROJECT NO.: 876-HP

DATE	TIME	SEAM NUMBER	SEAM LENGTH	EQUIP. NUMBER	TECH.	TEST TYPE*	TEST P/F	REPAIR METHOD**	REPAIR TEST Y/N	REPAIR TEST TYPE*
8-16	4:22	565-550	E		TS	AP	P	P	Y	V
	4:20	564-565	E				P			
	4:17	565-566	E				P			
	4:13	566-550	E				P			
	4:50	566-567	E				P			
	4:51	567-568A	E				P			
	5:12	568A-568B	E				P			
	5:13	569-570	E				P			
	5:14	570-571	E				P			
	5:15	571-572	E				P			
	5:16	572-573	E				P			
	5:17	554-572	E				P			
	5:26	568B-569	E				P			
	5:35	554-571	E				P			
	5:36	553-571	E		↓	↓	P	↓	↓	↓

COMMENTS:

* V-Vacuum, S-Spark, AP-Air Pressure, VI-Visual, I-Impact, AL-Air Lance

** B - Bead, P - Patch, CS - Cap Strip

CHK'D BY: _____ SIGNATURE: _____

NYC Department of Environmental Protection

NON-DESTRUCTIVE SEAM TEST LOG

PROJECT NAME: Pelham Bay Landfill

PROJECT NO.: 876-HP

DATE	TIME	SEAM		EQUIP.	TECH.	TEST		REPAIR	REPAIR TEST	
		NUMBER	LENGTH	NUMBER		TYPE*	P/F	METHOD**	Y/N	TYPE*
8/16/95	5:37	553-570	℄		7S	AP	P	P	Y	V
	5:47	554-574	℄		↓	↓	P	↓	↓	↓
	5:48	574-575	℄				P			
	5:49	573-57B	℄				P			
	6:04	569-553	℄							
		568B-552								

COMMENTS:

* V-Vacuum, S-Spark, AP-Air Pressure, VI-Visual, I-Impact, AL-Air Lance

** B - Bead, P - Patch, CS - Cap Strip

CHK'D BY: _____ SIGNATURE: _____

NYC Department of Environmental Protection — **NON-DESTRUCTIVE SEAM TEST LOG**

PROJECT NAME: Pelham Bay Landfill — PROJECT NO.: 876-HP

DATE	TIME	SEAM NUMBER	SEAM LENGTH	EQUIP. NUMBER	TECH.	TEST TYPE*	TEST P/F	REPAIR METHOD**	REPAIR TEST Y/N	REPAIR TEST TYPE*
8-16	11:14	551-502	E		TS	AP	P	P	Y	V
	11:15	551-550	E		TS	AP	P			
	11:17	502-550	E		TS	AP	P			
	11:18	550-501	E		TS	AP	P			
	11:21	550-549	E		TS	AP	P			
	11:24	549-501	E		TS	AP	P			
	11:26	549-500	E		TS	AP	P			
	11:46	551-552	80/161 B		TS	AP	P			
	11:47	551-552	80/161 B		TS	AP	P			
	12:55	551-552	21/161 T		TS	AP	P			
	1:05	552-553	E		TS	AP	P			
	1:06	553-554	E		TS	AP	P			
	2:32	556-557	E		TS	AP	P			
	2:34	555-556	23/57 B		TS	AP	P			
	2:35	557-556	34/57 T		TS	AP	P			

COMMENTS:

* V-Vacuum, S-Spark, AP-Air Pressure, VI-Visual, I-Impact, AL-Air Lance

** B - Bead, P - Patch, CS - Cap Strip

CHK'D BY: _____ SIGNATURE: _____

Sheet 122 of 241

NYC Department of Environmental Protection — **NON-DESTRUCTIVE SEAM TEST LOG**

PROJECT NAME: Pelham Bay Landfill — PROJECT NO.: 876-HP

DATE	TIME	SEAM NUMBER	SEAM LENGTH	EQUIP. NUMBER	TECH.	TEST TYPE*	TEST P/F	REPAIR METHOD**	REPAIR TEST Y/N	REPAIR TEST TYPE*
8-16	2:37	479-555	✓ E		TS	AP	P	P	Y	V
	2:39	560-561	✓ E		TS	AP	P			
	2:40	561-562	✓ E		TS	AP	P			
	2:45	559-560	57/ T		TS	AP	P			
	2:48	559-560	✓29/108 M		TS	AP	P			
	2:55	559-560	✓22/108 B		TS	AP	P			
	2:57	558-559 ✓	E		TS	AP	P			
	4:15	560-556 ✓	E				P			
	4:11	561-555	E				P			
	4:14	562-479	E				P			
	3:55	563-480	E				P			
	3:55	562-563	E				P			
	4:16	563-564	E				P			
	4:10	564-500	E				P			
	4:21	549-565	E				P	✓	✓	✓

COMMENTS: 562-480 WELD ENTIRE SEAM

* V-Vacuum, S-Spark, AP-Air Pressure, VI-Visual, I-Impact, AL-Air Lance

** B - Bead, P - Patch, CS - Cap Strip

CHK'D BY: Carl Gitt — SIGNATURE: P Macke

snum\92c4087\consform\NONDESTR.XLS

53
6
7

Sheet 123 of 241

NYC Department of Environmental Protection — **NON-DESTRUCTIVE SEAM TEST LOG**

PROJECT NAME: Pelham Bay Landfill — PROJECT NO.: 876-HP

DATE	TIME	SEAM NUMBER	SEAM LENGTH	EQUIP. NUMBER	TECH.	TEST TYPE*	TEST P/F	REPAIR METHOD**	REPAIR TEST Y/N	REPAIR TEST TYPE*
8-16	8:07 33-32	543-533	22		TS	AP	P	P	Y	V
	8:02 51-50	509-543	83/199 B		TS	AP	P			
upper stope	8:03 38-38	543-544	197/197		TS	AP	P			
	8:08 42-41	544-534	22		TS	AP	P			
	8:06 50-50	544-545	201/201		TS	AP	P			
	8:09 31-31	545-535	22		TS	AP	P			
	8:20 33-32	545-546	191/191		TS	AP	P			
	8:21 48-48	546-547	192/192		TS	AP	P			
	8:22 40-40	547-537	22		TS	AP	P			
	8:45 50-50	547-549	16/190 B		TS	AP	P			
	8:26 52-52	548-538	12		TS	AP	P	remainder 10' CS, over lap line		
	9:06 32-32	547-548 366	37/190 B		TS	AP	P			
	9:01 44-44	547-548	40/190 T		TS	AP	P			
	9:16	547-548	55/190		TS	AP	P			
46	9:30	509-543	116/199 T		TS	AP	P			
								B	Y	V

COMMENTS: 547-548 42' MIDDLE B+VT

* V-Vacuum, S-Spark, AP-Air Pressure, VI-Visual, I-Impact, AL-Air Lance

** B - Bead, P - Patch, CS - Cap Strip

CHK'D BY: [signature] SIGNATURE: [signature]

smm\92c4087\consform\NONDESTR.XLS

NYC Department of Environmental Protection

NON-DESTRUCTIVE SEAM TEST LOG

PROJECT NAME: Pelham Bay Landfill

PROJECT NO.: 876-HP

DATE	TIME	SEAM		EQUIP.	TECH.	TEST		REPAIR	REPAIR TEST	
		NUMBER	LENGTH	NUMBER		TYPE*	P/F	METHOD**	Y/N	TYPE*
8/17/95	11:00	526/573	E		TS	AP	P	P	Y	V
	11:02	527/573	E				P			
	11:03	527/572	E				P			
	11:05	528/572	E				P			
	11:07	528/571	E				P			
	11:08	529/571	E				P			
	11:15	529/570	E				P			
	11:17	530/570	E				P			
	11:19	531/569	E				P			
	11:20	532/568B	E				P			
	11:30	533/568A	E				P			
	11:40	535/566	E				P			
	11:42	536/565	E				P			
	11:45	537/564	E				P			
	11:47	538/563	E				P			

COMMENTS:

* V-Vacuum, S-Spark, AP-Air Pressure, VI-Visual, I-Impact, AL-Air Lance

** B - Bead, P - Patch, CS - Cap Strip

CHK'D BY: [signature] SIGNATURE: [signature]

NYC Department of Environmental Protection

NON-DESTRUCTIVE SEAM TEST LOG

PROJECT NAME: Pelham Bay Landfill

PROJECT NO.: 876-HP

DATE	TIME	SEAM		EQUIP.	TECH.	TEST		REPAIR	REPAIR TEST	
		NUMBER	LENGTH	NUMBER		TYPE*	P/F	METHOD**	Y/N	TYPE*
8/17/95	1:05	539/562	E	~~ES~~	TB	AP	P	P	Y	V
	1:07	540/561	E		TB	AP	P			
	1:10	541/560	E			AP	P			
	1:12	542/559	E			AP	P			
	1:15	567/SP MH	E			AP	P			

COMMENTS:

* V-Vacuum, S-Spark, AP-Air Pressure, VI-Visual, I-Impact, AL-Air Lance

** B - Bead, P - Patch, CS - Cap Strip

CHK'D BY: [signature]

SIGNATURE: [signature]

NYC Department of Environmental Protection — **NON-DESTRUCTIVE SEAM TEST LOG**

PROJECT NAME: **Pelham Bay Landfill** — PROJECT NO.: **876-HP**

DATE	TIME	SEAM NUMBER	SEAM LENGTH	EQUIP. NUMBER	TECH.	TEST TYPE*	TEST P/F	REPAIR METHOD**	REPAIR TEST Y/N	REPAIR TEST TYPE*
8-18	11 11	542/576	38' ALL	—	—	AT	P	P	Y	V
	11 12	577/576	40' ALL	—	—	AT	P			
	1 06	577/578	196' ALL		TS	AP	P			
8/18	1 10	576/578	37' ALL			AP	P			
	1 23 ①	578/579	~~139~~ 141			AP	P			
	1 42 ①	579/580	83			AP	P			
	1 37	576/579	37'			AP	P			
		~~576/580~~	~~37~~							
	2 14 ②	579/580	24			AP	P	P	Y	V
	2 03	580/581	68' ALL			AP	P			
	2 06	581/582	19' ALL			AP	P			
	2 06	582/576	15' ALL			AP	P			
	2 02	581/576	39' ALL			AP	P			
	2 00	580/576	37' ALL			AP	P			
	2 18 ②	578/579	17		↓	AP	P	↓	↓	↓

COMMENTS:

* V-Vacuum, S-Spark, AP-Air Pressure, VI-Visual, I-Impact, AL-Air Lance

** B - Bead, P - Patch, CS - Cap Strip

CHK'D BY: [signature] SIGNATURE: Daniel O'Connor

Sheet 127 of 241

NYC Department of Environmental Protection — **NON-DESTRUCTIVE SEAM TEST LOG**

PROJECT NAME: Pelham Bay Landfill — PROJECT NO.: 876-HP

DATE	TIME	SEAM		EQUIP.	TECH.	TEST		REPAIR	REPAIR TEST	
		NUMBER	LENGTH	NUMBER		TYPE*	P/F	METHOD**	Y/N	TYPE*
8/18/95	2[22]	577/558	22		TS	AP	P	P	Y	V

D.O.C. –

COMMENTS:

* V-Vacuum, S-Spark, AP-Air Pressure, VI-Visual, I-Impact, AL-Air Lance

** B - Bead, P - Patch, CS - Cap Strip

CHK'D BY: [signature] SIGNATURE: SEE LEFT SIDE

NYC Department of Environmental Protection

NON-DESTRUCTIVE SEAM TEST LOG

PROJECT NAME: Pelham Bay Landfill

PROJECT NO.: 876-HP

DATE	TIME	SEAM NUMBER	SEAM LENGTH	EQUIP. NUMBER	TECH.	TEST TYPE*	TEST P/F	REPAIR METHOD**	REPAIR TEST Y/N	REPAIR TEST TYPE*
8-22	9:15	583-584	ENTIRE E		YS	AP	P	P	Y	V
	9:18	548-584	ENTIRE E				P			
	10:22	584-585	ENTIRE E				P			
	10:24	585-583	ENTIRE E				P			
	10:32	585-586	ENTIRE E				P			
	10:56	586-583	ENTIRE E				P			
	11:05	586-587	ENTIRE E				P			
	11:06	587-583	ENTIRE E				P			
	11:27	583-588	TOP				P			
	11:38	583-588	MID				P			
		583-588	* 16' BOT					B	Y	V
	1:00 pm	588-589	ENTIRE E		1/5	AP	P	P	Y	V
	1:37	539-584	ENTIRE E	38 psi / 38 psi			P			
	1:45	540-585	ENTIRE E	40 / 40			P			
	2:00	541-586	ENTIRE E	36 / 35			P			

COMMENTS: * Bead Bottom 16' of seam 583-588

B Y P

* V-Vacuum, S-Spark, AP-Air Pressure, VI-Visual, I-Impact, AL-Air Lance

** B - Bead, P - Patch, CS - Cap Strip

CHK'D BY: _____ SIGNATURE: D'oC

NYC Department of Environmental Protection — **NON-DESTRUCTIVE SEAM TEST LOG**

PROJECT NAME: Pelham Bay Landfill — PROJECT NO.: 876-HP

DATE	TIME	SEAM		EQUIP.	TECH.	TEST		REPAIR	REPAIR TEST	
		NUMBER	LENGTH	NUMBER		TYPE*	P/F	METHOD**	Y/N	TYPE*
8/22/05	2:59	576-587	*	40/40	YS	AT	P	P	Y	V
	2:35	365-380	~~*~~ / ~~*~~	40/40			P	↓	↓	↓

COMMENTS: * ~~Bead~~ Cap 2' near P-586

* V-Vacuum, S-Spark, AP-Air Pressure, VI-Visual, I-Impact, AL-Air Lance

** B - Bead, P - Patch, CS - Cap Strip

CHK'D BY: [signature] SIGNATURE: [signature]

NYC Department of Environmental Protection — **NON-DESTRUCTIVE SEAM TEST LOG**

PROJECT NAME: Pelham Bay Landfill — PROJECT NO.: 876-HP

DATE	TIME	SEAM NUMBER	SEAM LENGTH	~~EQUIP. NUMBER~~ Pressure	TECH.	TEST TYPE*	TEST P/F	REPAIR METHOD**	REPAIR TEST Y/N	REPAIR TEST TYPE*
8/23/95	3:15	473-473A	56 E	44 / 44	TS	AP	P	P	Y	V
	3:18	473A-590	53 BOT	41 / 41			P			
	~~3:18~~	473A-590	15 * TOP				~~P~~	B ~~P~~	Y	V
	3:28	590-591	18 BOT	37 / 37			P	P	Y	V
	4:00	473-590 BOT	78 BOT	46/46			P			
	4:03	473-590 TOP	37 TOP	40/40			P			
	4:47	590-591	166 TOP	42/42			P			
	5:04	591-592	186	49/48			P			

COMMENTS: * Must Be cap stripped

* V-Vacuum, S-Spark, AP-Air Pressure, VI-Visual, I-Impact, AL-Air Lance

** B - Bead, P - Patch, CS - Cap Strip

CHK'D BY: [signature] SIGNATURE: [signature]

smm\92c4087\consform\NONDESTR.XLS

Sheet 131 of 241

NYC Department of Environmental Protection — **NON-DESTRUCTIVE SEAM TEST LOG**

PROJECT NAME: Pelham Bay Landfill — PROJECT NO.: 876-HP

DATE	TIME	SEAM NUMBER	SEAM LENGTH		EQUIP. NUMBER	TECH.	TEST TYPE*	TEST P/F	REPAIR METHOD**	REPAIR TEST Y/N	REPAIR TEST TYPE*
8-24	8:00	592-593	53/190	B	pressure	TS	AP	P	P	Y	V
	8:07	592-593	45/190					P			
	8:12	592-593	30/190					P			
	8:13	592-593	40/190	T				P			
	8:51	593-594	70/180	B				P			
	8:57	593-594	90/180	M				P			
	9:13	593-594	62/180	T				P			
	11:41	594-595	[illegible]/181	M				P			
	9:05	594-595	46/181	B				P			
	11:13	595-596	22/171	B				P			
	1:15	595-596	[illegible]/171	M				P			
	11:40	595-596	122/171	T				P			
	1:20	594-595	71/181	T				P			
	11:30	596-597	44/176	B				P			
	11:33	596-597	132/176	T				P	↓	↓	↓

COMMENTS: * 592-593 8' LM B+VT, 6' UM B+VT, 10' Top VT — B ↓ — Y ↓ — V ↓
* 593-594 7' MID B+VT
* 595-596 9' L.M B+VT

* V-Vacuum, S-Spark, AP-Air Pressure, VI-Visual, I-Impact, AL-Air Lance

** B - Bead, P - Patch, CS - Cap Strip

CHK'D BY: [signature] SIGNATURE: [signature]

NYC Department of Environmental Protection — **NON-DESTRUCTIVE SEAM TEST LOG**

PROJECT NAME: Pelham Bay Landfill — PROJECT NO.: 876-HP

DATE	TIME	SEAM NUMBER	SEAM LENGTH	EQUIP. NUMBER	TECH.	TEST TYPE*	TEST P/F	REPAIR METHOD**	REPAIR TEST Y/N	REPAIR TEST TYPE*
8-24	1:22	597-598	166/166 E		TS	AP	P	P	Y	V
	2:30	598-599	85/163 B				P			
		598-599	119/163 T							
	2:45	599-600	30/163 B				P	P	Y	V
		~~599-600~~	~~7/~~ ~~M~~							
	3:21	599-600	123/163 T				P	P	Y	V
	3:23	600-601	93/157 T				P			
	3:37	600-601	61/157 T				P			
	4:12	601-602	33/150				P			
	3:50	601-602	103/150				P			
	4:05	602-603	137/149				P			

COMMENTS: * 598-599 [illegible] B+VT | 601-602 TOP 4' B+VT
600-601 [illegible] TOP 3' B+VT | 602-603 TOP 12' B+VT
599-600 [illegible] 104 [illegible]

* V-Vacuum, S-Spark, AP-Air Pressure, VI-Visual, I-Impact, AL-Air Lance

** B - Bead, P - Patch, CS - Cap Strip

CHK'D BY: [signature] SIGNATURE: [signature]

smm\92c4087\consform\NONDESTR.XLS

NYC Department of Environmental Protection

NON-DESTRUCTIVE SEAM TEST LOG

PROJECT NAME: Pelham Bay Landfill

PROJECT NO.: 876-HP

DATE	TIME	SEAM NUMBER	SEAM LENGTH	EQUIP. NUMBER	TECH.	TEST TYPE*	TEST P/F	REPAIR METHOD**	REPAIR TEST Y/N	REPAIR TEST TYPE*
8-25	10:40	603-604	104/150		TS	AP	P	P	Y	V
	10:40	603-604	46/150				P			
	11:10	604-605	123/141 T				P			
	11:17		21/144 B				P			
	11:10	605-606	144/144				P			
	11:30	606-607	137/137 E				P			
	1:30	607-608	135/135				P			
	1:06	608-609	50/141 B				P			
	1:07	608-609	72/141 T				P			
	1:25	608-609	22/144 T				P			
	1:15	609-610	94/138 T				P			
	1:16	609-610	35/138 B				P			
	2:15	610-612	E				P			
	2:08	611-612	39/62 B				P			
	2:09	611-612	23/62 T				P			

COMMENTS: ~~604-605 B+T Top 5'~~

609-610 LM 9' B+ VT

* V-Vacuum, S-Spark, AP-Air Pressure, VI-Visual, I-Impact, AL-Air Lance

** B - Bead, P - Patch, CS - Cap Strip

CHK'D BY: _____ SIGNATURE: _____

NYC Department of Environmental Protection

NON-DESTRUCTIVE SEAM TEST LOG

PROJECT NAME: Pelham Bay Landfill

PROJECT NO.: 876-HP

DATE	TIME	SEAM NUMBER	SEAM LENGTH	EQUIP. NUMBER	TECH.	TEST TYPE*	TEST P/F	REPAIR METHOD**	REPAIR TEST Y/N	REPAIR TEST TYPE*
8-25	1:59	610-611	20/59 A		TS	AP	P	P	Y	V
	2:01	610-611	39/59 T		"	"	P	"	"	"
	2:42	612-613	135/135 E		"	"	P	"	"	"
8-28	7:47	613-614	91/137 T		TS	AP	P	P	Y	V
	7:50	613-614	12/137 M		"	"	P	"	"	"
	7:49	613-614	29/137 B		"	"	P	"	"	"
	8:01	614-615	75/137 B		"	"	P	"	"	"
	8:02	614-615	62/137 T		"	"	P	"	"	"

COMMENTS: 613-614 BM B+VT 5'

* V-Vacuum, S-Spark, AP-Air Pressure, VI-Visual, I-Impact, AL-Air Lance

** B - Bead, P - Patch, CS - Cap Strip

CHK'D BY: [signature]

SIGNATURE: [signature]

NYC Department of Environmental Protection — **NON-DESTRUCTIVE SEAM TEST LOG**

PROJECT NAME: Pelham Bay Landfill — PROJECT NO.: 876-HP

DATE	TIME	SEAM NUMBER	SEAM LENGTH	EQUIP. NUMBER	TECH.	TEST TYPE*	TEST P/F	REPAIR METHOD**	REPAIR TEST Y/N	REPAIR TEST TYPE*
8-28	9AM	473A-590	15' T	—	MB	V	P	P	Y	V
		592-593	8'				P			
		—	6' M				P			
		—	10' T				P			
		593-594	7' M				P			
		595-596	9' M				P			
		598-599	9' B				P			
		599-600	10' B				P			
		600-601	3' T				P			
		601-602	4' T				P			
		602-603	12' T				P			
	7:30AM	609-616	10' B							

COMMENTS

* V-Vacuum, S-Spark, AP-Air Pressure, VI-Visual, I-Impact, AL-Air Lance

** B - Bead, P - Patch, CS - Cap Strip

CHK'D BY: [signature] SIGNATURE: [signature]

NYC Department of Environmental Protection **NON-DESTRUCTIVE SEAM TEST LOG**

PROJECT NAME: Pelham Bay Landfill PROJECT NO.: 876-HP

DATE	TIME	SEAM NUMBER	SEAM LENGTH	EQUIP. NUMBER	TECH.	TEST TYPE*	TEST P/F	REPAIR METHOD**	REPAIR TEST Y/N	REPAIR TEST TYPE*
8-30	10:32	475-616	143/183		TS	AP	P	P	Y	V
	10:34	616-472	18/18				P			
	11:04	617-590	22/22				P			
	11:05	616-617	71/71				P			
	11:09	617-618	68/68				P			
	11:13	618-591	22/22				P			
	11:35	475-618	44/44				P			
	11:36	475-616	40/183				P			
	11:37	616-618	100/100				P			
	1:15	618-619	10/214 T				P			
	1:16	618-619	204/214				P			
	1:19	619-620	10/208 T				P			
	158 1:59	619-620 619-620	100/208 M 98/208 B				P Y			
	1:21	620-621	170/208 B				P			
	1:30	620-621	38/208				P			

COMMENTS:

* V-Vacuum, S-Spark, AP-Air Pressure, VI-Visual, I-Impact, AL-Air Lance

** B - Bead, P - Patch, CS - Cap Strip

CHK'D BY: [signature] SIGNATURE: [signature]

smm\92c4087\consform\NONDESTR.XLS

NYC Department of Environmental Protection

NON-DESTRUCTIVE SEAM TEST LOG

PROJECT NAME: Pelham Bay Landfill

PROJECT NO.: 876-HP

DATE	TIME	SEAM NUMBER	SEAM LENGTH	EQUIP. NUMBER	TECH.	TEST TYPE*	TEST P/F	REPAIR METHOD**	REPAIR TEST Y/N	REPAIR TEST TYPE*
8-30	2:26	621-622	210/210 E		TS	AP	P	P	Y	V
	2:27	622-623	205/205 E				P	↓	↓	↓
	2:30	623-624	212/212 E				P			
	3:02	624-625	203/203 E				P			
	3:27	625-626	66/216 T				P			
	3:28	625-626	150/216 B				P			
	3:54	626-627	223/223				P			
	4:17	627-628	236/236				P			
	4:33	628-629	229/229				P			
	5:47	629-630	100/240 T				P			
	5:50	629-630	124/240 B				P			
	6:01	630-631	30/258 B				P			
	6:05	630-631	228/258 T				P			
	6:18	631-632	272/272				P	↓	↓	↓

COMMENTS *629-630 B+VT TOP 11', MIDDLE 5'

* V-Vacuum, S-Spark, AP-Air Pressure, VI-Visual, I-Impact, AL-Air Lance

** B - Bead, P - Patch, CS - Cap Strip

CHK'D BY: [signature]

SIGNATURE: [signature]

NYC Department of Environmental Protection

NON-DESTRUCTIVE SEAM TEST LOG

PROJECT NAME: Pelham Bay Landfill

PROJECT NO.: 876-HP

DATE	TIME	SEAM		EQUIP.	TECH.	TEST		REPAIR	REPAIR TEST	
		NUMBER	LENGTH	NUMBER		TYPE*	P/F	METHOD**	Y/N	TYPE*
8-31	8:04	633-634	72/310 M		TS	AP	P	P	Y	V
	8:05	633-634	180/310 B				P			
	8:22	633-634	58/310 T				P			
	8:29	632-633	25/291 T				P			
	8:30	632-633	266/291 B				P			
		634-607	"/22				P			
		634-607	"/22				P			

COMMENTS:

634 635

* V-Vacuum, S-Spark, AP-Air Pressure, VI-Visual, I-Impact, AL-Air Lance

** B - Bead, P - Patch, CS - Cap Strip

CHK'D BY: [signature]

SIGNATURE: [signature]

9/67

Sheet 139 of 241

NYC Department of Environmental Protection

NON-DESTRUCTIVE SEAM TEST LOG

PROJECT NAME: Pelham Bay Landfill

PROJECT NO.: 876-HP

DATE	TIME	SEAM NUMBER	SEAM LENGTH	EQUIP. NUMBER	TECH.	TEST TYPE*	TEST P/F	REPAIR METHOD**	REPAIR TEST Y/N	REPAIR TEST TYPE*
8/31	2:56	76 641	14/164 T	—	YS	AP	P	P	Y	V
	3:00	76 641	25/164 M	—	YS	AT	P			
	3:25	641/642	10/169	—	YS	AT	P			
	3:30	641/642	159/169	—	YS	AT	P			
	5:13	76-641	45/164 B				P			
	5:13	76-641	80/164 LM				P			
	5:35	642-643	162/162				P			
	5:45	643-644	150/160				P			
	7:56	644-651	67/67 E				P			
	5:40	644-645	61/61 E				P			
	7:44	652-645	36/36 E				P			
	7:44	652-646	36/36 E				P			
	7:48	645-646	16/16 E				P			
	7:36	651-646	66/66 E				P			
	8:05	646-647	137/137 E				P			

COMMENTS: 643-644 TOP 10' B+VT

* V-Vacuum, S-Spark, AP-Air Pressure, VI-Visual, I-Impact, AL-Air Lance

** B - Bead, P - Patch, CS - Cap Strip

CHK'D BY: [signature]

SIGNATURE: [signature]

smm\92c4087\consform\NONDESTR.XLS

Sheet 140 of 241

NYC Department of Environmental Protection

NON-DESTRUCTIVE SEAM TEST LOG

PROJECT NAME: Pelham Bay Landfill

PROJECT NO.: 876-HP

DATE	TIME	SEAM NUMBER	SEAM LENGTH	EQUIP. NUMBER	TECH.	TEST TYPE*	TEST P/F	REPAIR METHOD**	REPAIR TEST Y/N	REPAIR TEST TYPE*
9-1	8:11	647-648	123/123 E		TS	AP	P	P	Y	V
	8:30	648-649	45/131 T				P			
	8:31	648-649	10/131 M				P			
		648-649	76/131 B				P			
	8:47	649-650	117/117 E				P			
	8:47	650-17	80/106 T				P			
	9:14	650-17	20/106 B				P			
	10:31	641-389	22'				P			
	10:32	642-393	22				P			
	10:36	643-392	22				P			
	10:36	644-391	16'				P			
	11:01	646-390	22				P			
	11:16	647-388	22				P			
	10:16	648-387	22				P			
	11:21	649-386	22				P			

CROSS SEAMS - LOOSE

COMMENTS: [redacted] - 650-17 Bottom Trough. Patch + VT 6'

* V-Vacuum, S-Spark, AP-Air Pressure, VI-Visual, I-Impact, AL-Air Lance

** B - Bead, P - Patch, CS - Cap Strip

CHK'D BY: [signature]

SIGNATURE: RM

NYC Department of Environmental Protection — **NON-DESTRUCTIVE SEAM TEST LOG**

PROJECT NAME: Pelham Bay Landfill — PROJECT NO.: 876-HP

DATE	TIME	SEAM NUMBER	SEAM LENGTH	EQUIP. NUMBER	TECH.	TEST TYPE*	TEST P/F	REPAIR METHOD**	REPAIR TEST Y/N	REPAIR TEST TYPE*
9-1	1:40	619-592	22	BEAD	+ VT	AP	F	P	Y	V
	1:45	620-593			TS		P			
	1:46	621-594					P			
	1:51	622-595					P			
	1:49	623-596					P			
	2:01	624-597					P			
	2:05	625-598					P			
	2:17	626-599					P			
	2:21	627-600					P			
	2:20	628-601					P			
	2:28	629-602					P			
	2:30	630-603					P			
	2:36	631-604					P			
	2:40	632-605					P			
	2:10	633-606			V		P	V	V	V

COMMENTS

* V-Vacuum, S-Spark, AP-Air Pressure, VI-Visual, I-Impact, AL-Air Lance

** B - Bead, P - Patch, CS - Cap Strip

CHK'D BY: _____ SIGNATURE: _____

NYC Department of Environmental Protection

NON-DESTRUCTIVE SEAM TEST LOG

PROJECT NAME: Pelham Bay Landfill

PROJECT NO.: 876-HP

DATE	TIME	SEAM		EQUIP.	TECH.	TEST		REPAIR	REPAIR TEST	
		NUMBER	LENGTH	NUMBER		TYPE*	P/F	METHOD**	Y/N	TYPE*
9-5	8:33	634-635	ENTIRE		TS	AP	P	P	Y	V
	8:31	635-636	ENTIRE				P			
	8:35	634-636	ENTIRE				P			
	8:43	636-637	ENTIRE				P			
	8:44	634-637	ENT				P			
	8:49	634-638	ENT				P			
	8:50	637-638	ENT				P			
	9:05	639-634	ENT				P			
	9:05	638-639	ENT				P			
	9:09	639-640	ENT				P			
	9:10	634-640	ENT				P			
	9:19	640-608	ENT				P			
	9:19	639-607	ENT				P			
	10:39	638-612	ENT				P			
	10:38	637-613	ENT				P			
	10:44	636-614	ENT				P			
	10:45	635-615	ENT				P			

COMMENTS:

* V-Vacuum, S-Spark, AP-Air Pressure, VI-Visual, I-Impact, AL-Air Lance

** B - Bead, P - Patch, CS - Cap Strip

CHK'D BY: _____ SIGNATURE: _____

NYC Department of Environmental Protection

NON-DESTRUCTIVE SEAM TEST LOG

PROJECT NAME: Pelham Bay Landfill

PROJECT NO.: 876-HP

DATE	TIME	SEAM NUMBER	SEAM LENGTH		EQUIP. NUMBER	TECH.	TEST TYPE*	TEST P/F	REPAIR METHOD**	REPAIR TEST Y/N	REPAIR TEST TYPE*
9/8	7:33	665-666		E		TS	AP	P	P	Y	V
	7:37	666-667		E		TS	AP	P			
	8:35	583-668	22	E							
	8:39	588-669	22	E							
	10:14	576-668	164/241	T							
	10:19	668-669		E							
	10:23	589-670	22								
	10:30	576-668	77/241	B							
	11:22	669-670		E							
	12:52	670-671		E							
	1:03	671-672	121/224	T							
	121	671-672	103/224	B							
	1:03	654-672	22								

COMMENTS:

* V-Vacuum, S-Spark, AP-Air Pressure, VI-Visual, I-Impact, AL-Air Lance

** B - Bead, P - Patch, CS - Cap Strip

CHK'D BY: [signature]

SIGNATURE: [signature]

NYC Department of Environmental Protection

NON-DESTRUCTIVE SEAM TEST LOG

PROJECT NAME: Pelham Bay Landfill

PROJECT NO.: 876-HP

DATE	TIME	SEAM NUMBER	SEAM LENGTH		EQUIP. NUMBER	TECH.	TEST TYPE*	TEST P/F	REPAIR METHOD**	REPAIR TEST Y/N	REPAIR TEST TYPE*
9/7/95	9:06	589-653		E		TS	AP	P	P	Y	V
	9:08	654-655		E				P			
	9:15	653-654	108	B				P			
	10:30	653-654	15	M				P			
	11:35	653-654	30	E				P			
	11:20	655-656						P			
	11:22	656-657		E				P			
	1:15	658-659		E				P			
	1:18	657-658		E				P			
	1:50	659-660		E				P			
	1:51	6660-661		E				P			
	1:52	661-662		E				P			
	2:32	662-663		E				P			
	2:33	663-6664		E				P			
	2:34	664-665		E				P			
		665-666									
		6666-667									

COMMENTS:

* V-Vacuum, S-Spark, AP-Air Pressure, VI-Visual, I-Impact, AL-Air Lance

** B - Bead, P - Patch, CS - Cap Strip

CHK'D BY: [signature]

SIGNATURE: [signature]

NYC Department of Environmental Protection — **NON-DESTRUCTIVE SEAM TEST LOG**

PROJECT NAME: Pelham Bay Landfill — PROJECT NO.: 876-HP

DATE	TIME	SEAM NUMBER	SEAM LENGTH		EQUIP. NUMBER	TECH.	TEST TYPE*	TEST P/F	REPAIR METHOD**	REPAIR TEST Y/N	REPAIR TEST TYPE*
9-11	10:13	672-673	224/224	E		TS	AP	P	P	Y	V
	10:17	673-674	221/221	E				P			
	10:38	674-675		T				P			
	11:00	674 675		B				P			
	10:43	675-676		T				P			
	1050	675-676		B				P			
	11:18	676-677		T				P			
	11:18	676-677		B				P			
	12:47	677-678		B				P			
	12:46	677-678		T				P			
	12:56	678-679		B				P			
	12:59	678-679		T				P			
	1:26	679-680		T				P			
	1:25	679-680		B				P			
	1:43	680-681	182/182	E				P			

COMMENTS: 677 - 678 35' U.M BEAD +VT

* V-Vacuum, S-Spark, AP-Air Pressure, VI-Visual, I-Impact, AL-Air Lance

** B - Bead, P - Patch, CS - Cap Strip

CHK'D BY: _____ SIGNATURE: _____

Sheet 146 of 241

NYC Department of Environmental Protection

NON-DESTRUCTIVE SEAM TEST LOG

PROJECT NAME: Pelham Bay Landfill

PROJECT NO.: 876-HP

DATE	TIME	SEAM NUMBER	SEAM LENGTH	EQUIP. NUMBER	TECH.	TEST TYPE*	TEST P/F	REPAIR METHOD**	REPAIR TEST Y/N	REPAIR TEST TYPE*
9-11	1:50	681-682	181/181 E		IS	AP	P	P	Y	V
	2:15	682-683	T		↓	↓	P	↓	↓	↓
	~~2:24~~	682-683	B				P			
	2:49	683-684	168/168 E				P			
	255	684-685	164/164 E				P			

COMMENTS:

* V-Vacuum, S-Spark, AP-Air Pressure, VI-Visual, I-Impact, AL-Air Lance

** B - Bead, P - Patch, CS - Cap Strip

CHK'D BY: _____ SIGNATURE: _____

smm\92c4087\conform\NONDESTR.XLS

NYC Department of Environmental Protection

NON-DESTRUCTIVE SEAM TEST LOG

PROJECT NAME: Pelham Bay Landfill

PROJECT NO.: 876-HP

DATE	TIME	SEAM		EQUIP.	TECH.	TEST		REPAIR	REPAIR TEST	
		NUMBER	LENGTH	NUMBER		TYPE*	P/F	METHOD**	Y/N	TYPE*
9-12-95	8:27	673-655	22		TS	AP	P	P	Y	V
	8:10	674-656	22		TS	AP	P			
	8:20	675-657	22		TS	AP	P			
	8:13	676-658	22		TS	AP	P			
	8:42	677-659	22		TS	AP	P			
	8:42	678-660	22		TS	AP	P			
	8:48	679-661	22		TS	AP	P			
	8:48	680-662	22		TS	AP	P			
	8:57	681-663	22		TS	AP	P			
	9:11	682-664	22		TS	AP	P			
	9:10	683-665	22		TS	AP	P			
	9:10	684-666	22		TS	AP	P			
	9:14	685-667	22		TS	AP	P	↓	↓	↓

COMMENTS:

* V-Vacuum, S-Spark, AP-Air Pressure, VI-Visual, I-Impact, AL-Air Lance

** B - Bead, P - Patch, CS - Cap Strip

CHK'D BY: [signature]

SIGNATURE: [signature]

NYC Department of Environmental Protection

NON-DESTRUCTIVE SEAM TEST LOG

PROJECT NAME: Pelham Bay Landfill

PROJECT NO.: 876-HP

DATE	TIME	SEAM NUMBER	SEAM LENGTH		EQUIP. NUMBER	TECH.	TEST TYPE*	TEST P/F	REPAIR METHOD**	REPAIR TEST Y/N	REPAIR TEST TYPE*
9-12-95	10:40	686-687		E		TS	AP	P	P	Y	V
	10:46	687-688		E		↓	↓	↓	↓	↓	↓
	10:50	688-689		E							
	10:57	689-690		E							
	11:10	690-691	104/155	T							
	11:11	690-691	51/155	B							
	11:13	691-692		E							
	11:32	694-695	/	B							
	12:50	692-693		E							
	1:00	693-694		E							
	1:47	694-695	/	T							
	1:35	695-696		E							
	2:17	696-697		E							
	2:17	697-698		E							
	2:20	698-699		E		↓	↓	↓	↓	↓	↓

COMMENTS:

* V-Vacuum, S-Spark, AP-Air Pressure, VI-Visual, I-Impact, AL-Air Lance

** B - Bead, P - Patch, CS - Cap Strip

CHK'D BY: [signature]

SIGNATURE: [signature]

NYC Department of Environmental Protection

NON-DESTRUCTIVE SEAM TEST LOG

PROJECT NAME: Pelham Bay Landfill

PROJECT NO.: 876-HP

DATE	TIME	SEAM NUMBER	SEAM LENGTH	EQUIP. NUMBER	TECH.	TEST TYPE*	TEST P/F	REPAIR METHOD**	REPAIR TEST Y/N	REPAIR TEST TYPE*
9/12/95	2:25	699-700	E		TS	AP	P	P	Y	✓
	3:09	700-701			↓	↓	↓	↓	↓	↓
	2:52	701-702	E							
	3:17	696-699	3: T							
		~~702-703~~								
	3:17	~~696~~ 696-699	B							
	3:25	696-698	E							

COMMENTS:

* V-Vacuum, S-Spark, AP-Air Pressure, VI-Visual, I-Impact, AL-Air Lance

** B - Bead, P - Patch, CS - Cap Strip

CHK'D BY: [signature]

SIGNATURE: [signature]

NYC Department of Environmental Protection

NON-DESTRUCTIVE SEAM TEST LOG

PROJECT NAME: Pelham Bay Landfill

PROJECT NO.: 876-HP

DATE	TIME	SEAM		EQUIP.	TECH.	TEST		REPAIR	REPAIR TEST	
		NUMBER	LENGTH	NUMBER		TYPE*	P/F	METHOD**	Y/N	TYPE*
9/13/95	7:38	702/703	18'		TS	AP	P	P	Y	V
	7:39	P-703	14'		TS	AP	P			
	7:40	P-703	14'		TS	AP	P			
	7:41	702/703	112'		TS	AP	P			
	7:45	703/704	118' E		TS	AP	P			
	8:23	704/705	112 E		TS	AP	P			
	8:27	705/706	112 E		TS	AP	P			
	~~8:30~~	~~507/706~~	~~25'~~							
	8:35	4/702	22'		TS	AP	P			
	8:01	543/7:	22'		TS	AP	P			
	8:00	509/704	22'		TS	AP	P			

COMMENTS:

* V-Vacuum, S-Spark, AP-Air Pressure, VI-Visual, I-Impact, AL-Air Lance

** B - Bead, P - Patch, CS - Cap Strip

CHK'D BY: [signature]

SIGNATURE: [signature]

NYC Department of Environmental Protection

NON-DESTRUCTIVE SEAM TEST LOG

PROJECT NAME: Pelham Bay Landfill

PROJECT NO.: 876-HP

DATE	TIME	SEAM NUMBER	SEAM LENGTH	EQUIP. NUMBER	TECH.	TEST TYPE*	TEST P/F	REPAIR METHOD**	REPAIR TEST Y/N	REPAIR TEST TYPE*
9/14/95	7:50	507/706	22'		TS	AP	P	P	Y	V
	7:57	508/705	22'		TS	AP	P			
	8:26	545/701	15'		TS	AP	P			
	8:45	546/700	22'		TS	AP	P			
	9:00	547/699	22'		TS	AP	P			
	10:00	583/697	19'		TS	AP	P			
	10:10	588/696	22'		TS	AP	P			
	10:20	589/695	22'		TS	AP	P			
	10:25	656/691	22'		TS	AP	P	CS	Y	V
	10:30	657/690	22'		TS	AP	P	FAILED		
	10:35	658/689	22'		TS	AP	P	TRIAL		
	10:40	659/688	22'		TS	AP	P			
	10:45	660/687	22'		TS	AP	P			
	10:50	661/686	22'		TS	AP	P			

COMMENTS

* V-Vacuum, S-Spark, AP-Air Pressure, VI-Visual, I-Impact, AL-Air Lance

** B - Bead, P - Patch, CS - Cap Strip

CHK'D BY: [signature]

SIGNATURE: Paul Marks

NYC Department of Environmental Protection

NON-DESTRUCTIVE SEAM TEST LOG

PROJECT NAME: Pelham Bay Landfill

PROJECT NO.: 876-HP

DATE	TIME	SEAM		EQUIP. NUMBER	TECH.	TEST		REPAIR	REPAIR TEST	
		NUMBER	LENGTH			TYPE*	P/F	METHOD**	Y/N	TYPE*
9/15/95	11:12 30	615/710	15'		TS	AP	P			
	11:10 40	615/710	23'		TS	AP	P			
	11:16 40	708/710	32'		TS	AP	P			
	11:15 34	708/710	18'		TS	AP	P			
	11:30 34	615/708	40'		TS	AP	P			
	12:51 29	615/707	42'		TS	AP	P			
	11:31 [illegible]	707/708	84'		TS	AP	P			
	11:03 34	707/711	53'		TS	AP	P			
	1:04 31	707/711	69'		TS	AP	P			
	1:11 35	711/712	121'		TS	AP	P			
	1:19 39	712/713	60'		TS	AP	P			
	1:18 [illegible]	712/713	43'		TS	AP	P			
	1:25 40	713/714	107'		TS	AP	P			

COMMENTS:

* V-Vacuum, S-Spark, AP-Air Pressure, VI-Visual, I-Impact, AL-Air Lance

** B - Bead, P - Patch, CS - Cap Strip

CHK'D BY: [signature]

SIGNATURE: [signature]

19728-72 21691-126

Sheet 153 of 241

NYC Department of Environmental Protection

NON-DESTRUCTIVE SEAM TEST LOG

PROJECT NAME: Pelham Bay Landfill

PROJECT NO.: 876-HP

DATE	TIME	SEAM NUMBER	SEAM LENGTH	EQUIP. NUMBER	TECH.	TEST TYPE*	TEST P/F	REPAIR METHOD**	REPAIR TEST Y/N	REPAIR TEST TYPE*
9-19	1:05	635-720	155/235 T		TS	AP	P	P	Y	V
	1:25	635-720	80/235 D				P			
	12:58	634-720	37/37 E		TS	AP	P			
	1:13	720-721	244/268 T		TS	AP	P			
	1:27	720-721	24/268 D		TS	AP	P			
	11:46	634-721	37/37 E		TS	AP	P			
	~~2:10~~ 2:28	634-723	12/12 E				P			
	2:24	721-722	298/298 E				P			
	2:27	634-722	16/16 E				P			
	2:20	722-723	27/27 E				P			
	2:45	723-724	47/47 E				P			
	3:12	722-724	287/287 E				P			
	3:35	724-725	240/240 E				P			
	3:45	723-725	47/47 E				P			
	3:51	725-726	192/192 E				P			

COMMENTS:

* V-Vacuum, S-Spark, AP-Air Pressure, VI-Visual, I-Impact, AL-Air Lance

** B - Bead, P - Patch, CS - Cap Strip

CHK'D BY: [signature]

SIGNATURE: Paul Mark

NYC Department of Environmental Protection

NON-DESTRUCTIVE SEAM TEST LOG

PROJECT NAME: Pelham Bay Landfill

PROJECT NO.: 876-HP

DATE	TIME	SEAM		EQUIP.	TECH.	TEST		REPAIR	REPAIR TEST	
		NUMBER	LENGTH	NUMBER		TYPE*	P/F	METHOD**	Y/N	TYPE*
9-19	4:20	726-723	47/47 E		TS	AP	P	P	Y	V
	4:35	726-727	146/146 B				P			
	4:45	727-723	47/47 E				P			
	4:51	727-728	50/100 T				P			
	4:56	727-728	50/100 B				P			
	5:05	728-723	47/47 E				P			
	5:25	729-723	47/47 E				P			
	5:40	728-729	46/46 E				P			

COMMENTS:

* V-Vacuum, S-Spark, AP-Air Pressure, VI-Visual, I-Impact, AL-Air Lance

** B - Bead, P - Patch, CS - Cap Strip

CHK'D BY: [signature]

SIGNATURE: Paul Manka

NYC Department of Environmental Protection

NON-DESTRUCTIVE SEAM TEST LOG

PROJECT NAME: Pelham Bay Landfill

PROJECT NO.: 876-HP

DATE	TIME	SEAM NUMBER	SEAM LENGTH	EQUIP. NUMBER	TECH.	TEST TYPE*	TEST P/F	REPAIR METHOD**	REPAIR TEST Y/N	REPAIR TEST TYPE*
9-20	7:50	723-730	20/20 B		TS	AP	P	P	Y	V
	7:51	723-730	10/20 M							
	8:15	723-730	45/45 T							
	7:57	719-730	10/77 B							
	8:14	719-730	67/77 T							
	8:13	719-729	22/22							
	8:52	720-711	22/22							
	8:54	721-712	22/22							
	9:15	722-713	22/22							
	10:53 10:54	724-714	22 x2 NARROW CAPSTRIP		FUSION WELD TWICE					
	11:10	725-715	22/							
	11:27	726-716	22							
	11:49	727-717	22							
	12:59	728-718	22							

COMMENTS:

* V-Vacuum, S-Spark, AP-Air Pressure, VI-Visual, I-Impact, AL-Air Lance

** B - Bead, P - Patch, CS - Cap Strip

CHK'D BY: [signature]

SIGNATURE: [signature]

NYC Department of Environmental Protection

NON-DESTRUCTIVE SEAM TEST LOG

PROJECT NAME: Pelham Bay Landfill

PROJECT NO.: 876-HP

DATE	TIME	SEAM NUMBER	SEAM LENGTH	EQUIP. NUMBER	TECH.	TEST TYPE*	TEST P/F	REPAIR METHOD**	REPAIR TEST Y/N	REPAIR TEST TYPE*
9-20	1:35	706-731	109/109 E		TS	AP	P	P	Y	V
	1:40	731-732	/107 T				P			
	1:41	731-732	/107 B				P			
	1:56	732-733	95/95 E				P			
	1:57	733-734	/85 B				P			
	158	733-734	/85 T				P			
	2:19	734-735	74/76				P			
	2:20	* 734-70	20/20				P			
	2:25	735-736	52/52 E				P			
	2:24	* 736-	11/11				P			
	2:33	736-737	25/25				P			
	232	*736- R	11/11				P			
	331	737- L	11/11				P			
	2:35	737- R	11/11				P			

COMMENTS:

* V-Vacuum, S-Spark, AP-Air Pressure, VI-Visual, I-Impact, AL-Air Lance

** B - Bead, P - Patch, CS - Cap Strip

CHK'D BY: _____ SIGNATURE: _____

NYC Department of Environmental Protection

NON-DESTRUCTIVE SEAM TEST LOG

PROJECT NAME: Pelham Bay Landfill

PROJECT NO.: 876-HP

DATE	TIME	SEAM NUMBER	SEAM LENGTH	EQUIP. NUMBER	TECH.	TEST TYPE*	TEST P/F	REPAIR METHOD**	REPAIR TEST Y/N	REPAIR TEST TYPE*
9-20	3:03	S1-S2	192/192 E		TS	AP	P	P	Y	V
	3:05	S2-S3	181/181 E							
	3:51 3:57	S3-S4 S3-S4	137/177 T 40/177 B							
	3:18	S4-S5	118/176 B							
	3:32	S4-S5	58/176 T							
	4:09	S5-S6	144/144 E							
	4:27	S6-S7	72/72 E							
	4:30	S6-S8	41/41 E							
	4:37	S8-S9	32/32 E							
	4:26	S7-S8	22/22 E							
	4:34	S7-S9	52/52 E							

COMMENTS:

1 2 3 4 5 6 8 7 9 ROAA

* V-Vacuum, S-Spark, AP-Air Pressure, VI-Visual, I-Impact, AL-Air Lance

** B - Bead, P - Patch, CS - Cap Strip

CHK'D BY: [signature]

SIGNATURE: Paul Mabe

Sheet 158 of 241

NYC Department of Environmental Protection

NON-DESTRUCTIVE SEAM TEST LOG

PROJECT NAME: Pelham Bay Landfill

PROJECT NO.: 876-HP

DATE	TIME	SEAM NUMBER	SEAM LENGTH		EQUIP. NUMBER	TECH.	TEST TYPE*	TEST P/F	REPAIR METHOD**	REPAIR TEST Y/N	REPAIR TEST TYPE*
9-21	8:35	S1-S10	68/216	T		TS	AP	P	P	Y	V
	9:05	S1-S10	148/216	B							
	10:31	10-11		E							
	10:42	13-12	22/22	E							
	10:43	11-13		E							
	10:46	13-14		E							
	11:17	11-12		E							
	11:15	12-14		E							
	12:55	14-15		E							
	12:54	16-15	22								
	100	15-17		E							
	12:55	16-14	/	B							
	1:23	16-14	42/	T							
	2:33	16-17	15/	B							
	2:32	16-17	/	T		↓	↓	↓	↓	↓	↓

COMMENTS:

* V-Vacuum, S-Spark, AP-Air Pressure, VI-Visual, I-Impact, AL-Air Lance

** B - Bead, P - Patch, CS - Cap Strip

CHK'D BY: [signature]

SIGNATURE: Paul Mark

smum\92c4087\coesform\NONDESTR.XLS

CROSS SEAM

Sheet 159 of 241

NYC Department of Environmental Protection — NON-DESTRUCTIVE SEAM TEST LOG

PROJECT NAME: Pelham Bay Landfill — PROJECT NO.: 876-HP

DATE	TIME	SEAM		EQUIP.	TECH.	TEST		REPAIR	REPAIR TEST	
		NUMBER	LENGTH	NUMBER		TYPE*	P/F	METHOD**	Y/N	TYPE*
9-21	8:54	3-60			TS	AP	P	P	Y	✓
	8:52	2-59			↓	↓	↓	↓	↓	↓
	9:14	1-58								
	11:05	10-57								
	11:06	11-56								
	11:34	12-55								
	11:33	737-12								
	1:54	737-14								
	1:55	736-14								
	1:59	736-15								
	1:58	735-15								
	2:08	735-17								
	2:09	734-17			↓	↓	↓	↓	↓	↓
		~~734-18~~								

COMMENTS:

* V-Vacuum, S-Spark, AP-Air Pressure, VI-Visual, I-Impact, AL-Air Lance

** B - Bead, P - Patch, CS - Cap Strip

CHK'D BY: [signature] SIGNATURE: Paul Mark

NYC Department of Environmental Protection

NON-DESTRUCTIVE SEAM TEST LOG

PROJECT NAME: Pelham Bay Landfill

PROJECT NO.: 876-HP

DATE	TIME	SEAM NUMBER	SEAM LENGTH	EQUIP. NUMBER	TECH.	TEST TYPE*	TEST P/F	REPAIR METHOD**	REPAIR TEST Y/N	REPAIR TEST TYPE*
9-21	~~17-18~~ 2:38	17-18			TS	AP	P	P	Y	V
	~~17-19~~ 2:39	17-19								
	2:40	18-19	22							
	2:58	21-18								
	2:59	21-19								
	3:04	20-19								
	3:05	21-20	T							
	3:09	21-20	20/ B							
	3:28	20-22	E							
	3:30	22-23	22							
	3:43	23-20								
	3:45	24-23								
	3:42	~~23-24~~	T							
		22-24	8/ B							
	4:40	24-25	E							

COMMENTS: 4:25 24-26

4:30 25-26 22

* V-Vacuum, S-Spark, AP-Air Pressure, VI-Visual, I-Impact, AL-Air Lance

** B - Bead, P - Patch, CS - Cap Strip

CHK'D BY: _____ SIGNATURE: Paul Mark

Sheet 161 of 241

NYC Department of Environmental Protection

NON-DESTRUCTIVE SEAM TEST LOG

PROJECT NAME: Pelham Bay Landfill

PROJECT NO.: 876-HP

DATE	TIME	SEAM NUMBER	SEAM LENGTH	EQUIP. NUMBER	TECH.	TEST TYPE*	TEST P/F	REPAIR METHOD**	REPAIR TEST Y/N	REPAIR TEST TYPE*
9-28	10:14	30-31	131/191 T		TS	AP	P	P	Y	V
	10:20	30-31	60/191 B				P			
	10:28	31-32	193/193				P			
	10:38	32-33	16/187 T				P			
	10:57	32-33	171/187 P				P			
	11:05	33-34	47/183 T				P			
	11:09	33-39 B	136/183				P			
	11:35	34-35	185/185 E				P			
	1:33	35-36	181/187				P			
	136	S36-S37	183/183 E				P			
	2:15	S37-38	151/181				P			
X-SEAMS	2:20	31-700	20				P			
	2:37	32-696	16				P			
	2:39	33-695	17				P			
	2:56	34-694	17				P			
	2:46	35-693	17				P			
	3:15	36-692	16				P			
	3:37	37-691	16				P			
	3:30 3:40	38-690	14				P			

COMMENTS:

* V-Vacuum, S-Spark, AP-Air Pressure, VI-Visual, I-Impact, AL-Air Lance

** B - Bead, P - Patch, CS - Cap Strip

CHK'D BY: [signature]

SIGNATURE: [signature]

NYC Department of Environmental Protection

NON-DESTRUCTIVE SEAM TEST LOG

PROJECT NAME: Pelham Bay Landfill

PROJECT NO.: 876-HP

DATE	TIME	SEAM NUMBER	SEAM LENGTH	EQUIP. NUMBER	TECH.	TEST TYPE*	TEST P/F	REPAIR METHOD**	REPAIR TEST Y/N	REPAIR TEST TYPE*
9-29	11:19	685-745	148/148 E		TS	AP	P	P	Y	V
	11:21	745-746	154/154 E				P			
	1:01	746-747	116/146 T				P			
	1:02	746-747	30/146 B				P			
	1:11	747-748	96/142 B				P			
	1:12	747-748	96/142 T				P			
	1:50	748-749	139/139 E				P			
	1:57	749-750	130/136 E				P			
	2:30	750-751	126/126 E				P			
	2:35	751-752	119/119 E				P			
	3:13	752-753	114/114				P			
	3:22	753-754	107/107				P			
	3:33	754-755	98/98				P			

53.1
24
21
8.5

COMMENTS:

* V-Vacuum, S-Spark, AP-Air Pressure, VI-Visual, I-Impact, AL-Air Lance

** B - Bead, P - Patch, CS - Cap Strip

CHK'D BY: _____ SIGNATURE: _____

NYC Department of Environmental Protection

NON-DESTRUCTIVE SEAM TEST LOG

PROJECT NAME: Pelham Bay Landfill

PROJECT NO.: 876-HP

DATE	TIME	SEAM NUMBER	SEAM LENGTH	EQUIP. NUMBER	TECH.	TEST TYPE*	TEST P/F	REPAIR METHOD**	REPAIR TEST Y/N	REPAIR TEST TYPE*
10-2	3:50	765-766	18/148 T		TS	SP	P	P	Y	V
	4:13	765-766	130/148 B		↓	↓	P	↓	↓	↓
	4:07	766-767	141/141		↓	↓	P	↓	↓	↓
10-3	10:36	767-768	147/147 E		TS	AP	P	P	Y	V
	9:05	757-745	22		↓	↓	↓	↓	↓	↓
	9:06	756-746	22		↓	↓	↓	↓	↓	↓
		758-747	22' MUST BE		CS	↓	↓	↓	↓	↓
	9:15	759-748	14/22		↓	↓	↓	↓	↓	↓
	11:05	760-749	22		↓	↓	↓	↓	↓	↓
	11:07	761-750	22		↓	↓	↓	↓	↓	↓
	11:16	762-751	22		↓	↓	↓	↓	↓	↓
	11:17	763-752	22		↓	↓	↓	↓	↓	↓
	10:40	768-769	38/153 B		↓	↓	↓	↓	↓	↓
	10:45	768-769	115/153 T		↓	↓	↓	↓	↓	↓

COMMENTS: * 758-747 MUST BE CS
759-748 B MUST BE B+VT

* V-Vacuum, S-Spark, AP-Air Pressure, VI-Visual, I-Impact, AL-Air Lance

** B - Bead, P - Patch, CS - Cap Strip

CHK'D BY: [signature]

SIGNATURE: Paul Marks

NYC Department of Environmental Protection

NON-DESTRUCTIVE SEAM TEST LOG

PROJECT NAME: Pelham Bay Landfill

PROJECT NO.: 876-HP

DATE	TIME	SEAM NUMBER	SEAM LENGTH	EQUIP. NUMBER	TECH.	TEST TYPE*	TEST P/F	REPAIR METHOD**	REPAIR TEST Y/N	REPAIR TEST TYPE*
10-2	11:35	667-757	17/77 B		VS	AP	P	P	Y	V
	11:26	667-757	60/77 T		↓	↓	↓	↓	↓	↓
	11:20	756-757	81/81							
	12:50	756-667	43/43							
	1:07	756-758	20/129 B							
	1:05	756-758	111/129 T							
	1:15	758-759	109/109 B							
	1:16	758-759	97/121 T							
	1:26	758-759	13/129 T							
	1:45	759-760	127/127							
	1:50	760-761	135/135							
	2:39	761-762	141/141							
	2:42	762-763	129/129							
	3:30	763-764	142/142							
	3:35	764-765	141/141		↓	↓	↓	↓	↓	↓

COMMENTS: * 756-758 Top 8' B +VT

* V-Vacuum, S-Spark, AP-Air Pressure, VI-Visual, I-Impact, AL-Air Lance

** B - Bead, P - Patch, CS - Cap Strip

CHK'D BY: [signature]

SIGNATURE: [signature]

NYC Department of Environmental Protection

NON-DESTRUCTIVE SEAM TEST LOG

PROJECT NAME: Pelham Bay Landfill

PROJECT NO.: 876-HP

DATE	TIME	SEAM		EQUIP.	TECH.	TEST		REPAIR	REPAIR TEST	
		NUMBER	LENGTH	NUMBER		TYPE*	P/F	METHOD**	Y/N	TYPE*
10-3	11:36	764-753	22/22		TS	AP	P			
	11:37	765-754	22/22				P			
	12:50	766-755	22/22				P			
	1:00	755-771	91/91				P			
	1:09	771-772	85/85				P			
	1:15	772-773	80/80				P			
	1:22	773-774	74/74				P			
	1:26	769-770	154/154				P			
	1:35	767-771	22/22				P			
	1:40	768-772	22/22				P			
	1:45	769-773	22/22				P			
	1:51	770-774	22/22				F			
	1:55									

COMMENTS:

* V-Vacuum, S-Spark, AP-Air Pressure, VI-Visual, I-Impact, AL-Air Lance

** B - Bead, P - Patch, CS - Cap Strip

CHK'D BY: _____ SIGNATURE: _____

NYC Department of Environmental Protection

NON-DESTRUCTIVE SEAM TEST LOG

PROJECT NAME: Pelham Bay Landfill

PROJECT NO.: 876-HP

DATE	TIME	SEAM		EQUIP.	TECH.	TEST		REPAIR	REPAIR TEST	
		NUMBER	LENGTH	NUMBER		TYPE*	P/F	METHOD**	Y/N	TYPE*
10-3	2:01	767-768	147/147	—	TS	AP	P			
	2:06	768-769	153/153				P			
	2:11	757-745	22/22				P			
	2:15	756-746	22/				P			
	2:30	758-747	22/22				P			
	2:41	759-748	22/22				P			
	2:44	760-749	22/22				P			
	2:59	761-750	22/22				P			
	3:02	762-751	22/22				P			
	3:20	763-752	22/22		"	"	P			

COMMENTS:

* V-Vacuum, S-Spark, AP-Air Pressure, VI-Visual, I-Impact, AL-Air Lance

** B - Bead, P - Patch, CS - Cap Strip

CHK'D BY: [signature]

SIGNATURE: [signature]

Sheet 167 of 241

NYC Department of Environmental Protection

NON-DESTRUCTIVE SEAM TEST LOG

PROJECT NAME: Pelham Bay Landfill

PROJECT NO.: 876-HP

DATE	TIME	SEAM NUMBER	SEAM LENGTH	EQUIP. NUMBER	TECH.	TEST TYPE*	TEST P/F	REPAIR METHOD**	REPAIR TEST Y/N	REPAIR TEST TYPE*
10-10	10:45	40-9	30/30 E		TS	AP	P	P	Y	V
	10:45	39-9	22/22							
	10:46	40-39	118/141							
	10:55	39-41	92/92							
	11:13	43-41	79/87							
	11:17	41-42	22/22							
	11:27	42-43	23/54							
	11:28	42-43	31/54							
	11:33	42-39	53/53							
	11:36	40-39	23/141							
	12:51	43-44	30/128							
	12:50	43-44	98/128							
	1:18	40-A	11/11							
	1:11	40-B	22/22							
	1:00	40-C	22/22							

COMMENTS * 41-43 TOP 8' B +VT

* V-Vacuum, S-Spark, AP-Air Pressure, VI-Visual, I-Impact, AL-Air Lance

** B - Bead, P - Patch, CS - Cap Strip

CHK'D BY: [signature]

SIGNATURE: Paul Mack

[illegible]4087\consform NONDESTR.XLS

NYC Department of Environmental Protection

NON-DESTRUCTIVE SEAM TEST LOG

PROJECT NAME: Pelham Bay Landfill

PROJECT NO.: 876-HP

DATE	TIME	SEAM NUMBER	SEAM LENGTH	EQUIP. NUMBER	TECH.	TEST TYPE*	TEST P/F	REPAIR METHOD**	REPAIR TEST Y/N	REPAIR TEST TYPE*
10-10	1:44	45-46	22/22		TS	AP	P	P	Y	V
	1:45	44-45	58/58							
	1:46	44-46	77/71							
	1:50	47-45	60/60							
	1:50	47-46	71/71							
	2:05	48-47	133/133							
	2:21	48-49	62/62							
	2:22	50-48	73/73							
	2:23	49-50	22/22							
	2:28	51-50	78/78							
	2:28	51-49	55/55							
	2:40	40-I	10/10							
	2:35	40-H	22/22							
	2:45	40-G	22/22							
	3:12	40-D	22/22 x2							
	3:11	40-E	22/22							
	3:11	40-F	22/22							

COMMENTS:

* V-Vacuum, S-Spark, AP-Air Pressure, VI-Visual, I-Impact, AL-Air Lance

** B - Bead, P - Patch, CS - Cap Strip

CHK'D BY [signature]

SIGNATURE [signature]

NYC Department of Environmental Protection

NON-DESTRUCTIVE SEAM TEST LOG

PROJECT NAME Pelham Bay Landfill

PROJECT NO.: 876-HP

DATE	TIME	SEAM NUMBER	SEAM LENGTH	EQUIP. NUMBER	TECH.	TEST TYPE*	TEST P/F	REPAIR METHOD**	REPAIR TEST Y/N	REPAIR TEST TYPE*
10-10	3:32	51-52	136/136 E		TS	AP	P	P	Y	V
	3:50	52-54	128/128 E							
	3:45	52-53	28/28 E							
	3:46	53-54	22/22							
	3:58	53-55	35/35 E							
	3:58	54-55	133/133 E							
	4:28	56-55	98/98 E							
	4:29	56-57	22/22							
	4:32	55-57	77/77 E							
	4:39	56-58	98/98 E							
	4:41	57-58	22/77 E							
	4:47	57-59	55/77 R							
	5:06	58-59	138/138 E							
	5:07	58-60	40/40 E							
	5:05	59-60	22/22							

COMMENTS

* V-Vacuum, S-Spark, AP-Air Pressure, VI Visual, I-Impact, AL-Air Lance

** B - Bead, P - Patch, CS - Cap Strip

CHK'D BY: [signature]

SIGNATURE: [signature]

NYC Department of Environmental Protection

NON-DESTRUCTIVE SEAM TEST LOG

PROJECT NAME: Pelham Bay Landfill

PROJECT NO.: 876-HP

DATE	TIME	SEAM		EQUIP. NUMBER	TECH.	TEST		REPAIR METHOD**	REPAIR TEST	
		NUMBER	LENGTH			TYPE*	P/F		Y/N	TYPE*
10-10	5:10	59-61	141/141		TS	AP	P	P	Y	V
	5:15	60-61	44/44		↓	↓	↓	↓	↓	↓

COMMENTS:

* V-Vacuum, S-Spark, AP-Air Pressure, VI-Visual, I-Impact, AL-Air Lance

** B - Bead, P - Patch, CS - Cap Strip

CHK'D BY: [signature]

SIGNATURE: [signature]

Sheet 171 of 241

NYC Department of Environmental Protection

NON-DESTRUCTIVE SEAM TEST LOG

PROJECT NAME: Pelham Bay Landfill

PROJECT NO.: 876-HP

DATE	TIME	SEAM NUMBER	SEAM LENGTH	EQUIP. NUMBER	TECH.	TEST TYPE*	TEST P/F	REPAIR METHOD**	REPAIR TEST Y/N	REPAIR TEST TYPE*
10-11	4:50	686-775	142/142		TS	AP	P	P	Y	V
	4:54	775-776	151/151		↓	AP	P	↓	↓	↓
	5:25	776-777	149/149		↓	AP	P	↓	↓	↓
	5:41	777-778	149/149		↓	AP	P	↓	↓	↓

COMMENTS:

* V-Vacuum, S-Spark, AP-Air Pressure, VI-Visual, I-Impact, AL-Air Lance

** B - Bead, P - Patch, CS - Cap Strip

CHK'D BY: [signature]

SIGNATURE: [signature]

NYC Department of Environmental Protection

NON-DESTRUCTIVE SEAM TEST LOG

PROJECT NAME: Pelham Bay Landfill

PROJECT NO.: 876-HP

DATE	TIME	SEAM NUMBER	SEAM LENGTH	EQUIP. NUMBER	TECH.	TEST TYPE*	TEST P/F	REPAIR METHOD**	REPAIR TEST Y/N	REPAIR TEST TYPE*
10-11	12:52	70-68	34/34 E		TS	AP	P	P	Y	V
	1253	69-70	22/22							
	12:48	68-69	34/119							
	12:49	68-69	85/119							
	12:57	71-70	34/34							
	12:58	71-69	120/120							
	1:10	71-72	47/146							
	1:23	71-72	99/146							
	1:28	72-73	38/116							
	1:29	72-73	78/116							
	1:45	73-74	22/22							
	1:45	72-74	27/27							
	1:53	75-74	28/28							
	1:51	73-75	110/110							
	2:20	75-76	127/127							
COMMENTS:	2:24	76-77	125/125							

* V-Vacuum, S-Spark, AP-Air Pressure, VI-Visual, I-Impact, AL-Air Lance

** B - Bead, P - Patch, CS - Cap Strip

CHK'D BY [signature]

SIGNATURE [signature]

1/69

Sheet 173 of 241

NYC Department of Environmental Protection

NON-DESTRUCTIVE SEAM TEST LOG

PROJECT NAME: Pelham Bay Landfill

PROJECT NO.: 876-HP

DATE	TIME	SEAM NUMBER	SEAM LENGTH	EQUIP. NUMBER	TECH.	TEST TYPE*	TEST P/F	REPAIR METHOD**	REPAIR TEST Y/N	REPAIR TEST TYPE*
10-11	8:53	61-23	19/19 E		JS	AP	P	P	Y	V
	8:56	62-24	22/22 E							
	10:14	61-62	121/173							
	10:15	61-62	52/173							
	10:35	61-63	16/16							
	10:31	62-63	22/22							
	10:31	63-64	20/26							
	10:24	62-64	69/156							
	10:25	62-64	87/156							
	10:51	64-65	177/177							
	11:07	65-66	46/46							
	11:08	66-67	22/22							
	11:08	65-67	126/126							
	11:12	66-68	37/37							
	10:33 10:34	67-68 67-68	22/127 101/127							

COMMENTS: *67-68 BEAD +VI BOTTOM 4'

* V-Vacuum, S-Spark, AP-Air Pressure, VI-Visual, I-Impact, AL-Air Lance

** B - Bead, P - Patch, CS - Cap Strip

CHK'D BY [signature]

SIGNATURE [signature]

mm92.4087\consform\NONDESTR.XLS

NYC Department of Environmental Protection

NON-DESTRUCTIVE SEAM TEST LOG

PROJECT NAME Pelham Bay Landfill

PROJECT NO.: 876-HP

DATE	TIME	SEAM NUMBER	SEAM LENGTH	EQUIP. NUMBER	TECH.	TEST TYPE*	TEST P/F	REPAIR METHOD**	REPAIR TEST Y/N	REPAIR TEST TYPE*
10-11	7:51	41-8	22/22		TS	AP	P	P	Y	V
	7:52	43-6	21/21							
	7:54	44-5	18							
	7:55	45-4	18							
	8:02	47-3	18							
	8:03	48-3	8							
	8:07	48-2	10							
	8:16	49-1	20							
	8:15	51-10	17							
	8:30	52-11	11							
	8:40	53-13	19							
	8:41	55-14	17							
	8:45	56-16	17							
	8:46	58-17	17							
	8:57	59-19	15							

COMMENTS: * 53-11 BEAD +VT

8:53 | 55-14
8:56 | 62-16

* V-Vacuum, S-Spark, AP-Air Pressure, VI-Visual, I-Impact, AL-Air Lance

** B - Bead, P - Patch, CS - Cap Strip

CHK'D BY: [signature]

SIGNATURE [signature]

Stormwater Drain

Sheet 175 of 241

NYC Department of Environmental Protection

NON-DESTRUCTIVE SEAM TEST LOG

PROJECT NAME: Pelham Bay Landfill

PROJECT NO.: 876-HP

DATE	TIME	SEAM NUMBER	SEAM LENGTH	EQUIP. NUMBER	TECH.	TEST TYPE*	TEST P/F	REPAIR METHOD**	REPAIR TEST Y/N	REPAIR TEST TYPE*
10-12		783-784	30'		TS	AP	P	P	Y	V
		784-785	33							
		785-786	41							
		786-787	20							
		786-787	23							
		787-788	48							
		788-789	26							
		789-790	18							
		789-790	26							
		790-791	26							
		791-792	23							
		791-792	18							
		792-793	14							
		792-793	24'							
		793-794	33							
		794-795	13							
		794-795	23							

COMMENTS

* V-Vacuum, S-Spark, AP-Air Pressure, VI-Visual, I-Impact, AL-Air Lance

** B - Bead, P - Patch, CS - Cap Strip

CHK'D BY [signature]

SIGNATURE [signature]

SMOOTH - XSEAMS

NYC Department of Environmental Protection

NON-DESTRUCTIVE SEAM TEST LOG

PROJECT NAME Pelham Bay Landfill

PROJECT NO. 876-HP

DATE	TIME	SEAM NUMBER	SEAM LENGTH	EQUIP. NUMBER	TECH.	TEST TYPE*	TEST P/F	REPAIR METHOD**	REPAIR TEST Y/N	REPAIR TEST TYPE*
10-12	7:45	65-27	19/19		TS	AP	P	P	Y	V
	7:45	66-29	20/20							
	7:51	68-30	19/19							
	7:55	69-31	18/18							
	7:55	71-32	22/22							
	8:04	72-33	19/19							
	8:05	73-34	19/19							
	8:10	75-35	19/19							
	8:14	76-36	17/17							
	8:15	77-37	17/17							
	8:49	64-26	21/21							
	9:21	775-662	22/22							
	9:23	776-663	22/22							
	9:26	777-664	22/22							
	9:26	778-665	22/22							

COMMENTS:

* V-Vacuum, S-Spark, AP-Air Pressure, VI-Visual, I-Impact, AL-Air Lance

** B - Bead, P - Patch, CS - Cap Strip

CHK'D BY: [signature]

SIGNATURE: [signature]

NYC Department of Environmental Protection

NON-DESTRUCTIVE SEAM TEST LOG

PROJECT NAME: Pelham Bay Landfill

PROJECT NO.: 876-HP

DATE	TIME	SEAM NUMBER	SEAM LENGTH	EQUIP. NUMBER	TECH.	TEST TYPE*	TEST P/F	REPAIR METHOD**	REPAIR TEST Y/N	REPAIR TEST TYPE*
10-12	10:27	778-779	144/144		TS	AP	P	P	Y	✓
	10:31	779-780	144/144		↓	↓	P	↓	↓	↓
	11:21	779-666	22/22				P			
	11:27	780-667	22/22				P			
	11:30	780-781	143/143				P			

COMMENTS

* V-Vacuum, S-Spark, AP-Air Pressure, VI-Visual, I-Impact, AL-Air Lance

** B - Bead, P - Patch, CS - Cap Strip

CHK'D BY [signature]

SIGNATURE [signature]

STORMWATER DRAIN

Sheet 178 of 241

NYC Department of Environmental Protection

NON-DESTRUCTIVE SEAM TEST LOG

PROJECT NAME: Pelham Bay Landfill

PROJECT NO.: 876-HP

DATE	TIME	SEAM NUMBER	SEAM LENGTH	EQUIP. NUMBER	TECH.	TEST TYPE*	TEST P/F	REPAIR METHOD**	REPAIR TEST Y/N	REPAIR TEST TYPE*
10-13		795-796	22		TS	AP	P	P	Y	V
		795-796	17							
		796-797	36							
		797-798	21							
		797-798	16							
		798-799	32							

COMMENTS

* V-Vacuum, S-Spark, AP-Air Pressure, VI-Visual, I-Impact, AL-Air Lance

** B - Bead, P - Patch, CS - Cap Strip

CHK'D BY: [signature]

SIGNATURE: [signature]

smm\92c4087\conform\NONDESTR.XLS

178
97
81

Sheet 179 of 241

NYC Department of Environmental Protection

NON-DESTRUCTIVE SEAM TEST LOG

PROJECT NAME: Pelham Bay Landfill

PROJECT NO.: 876-HP

DATE	TIME	SEAM NUMBER	SEAM LENGTH	EQUIP. NUMBER	TECH.	TEST TYPE*	TEST P/F	REPAIR METHOD**	REPAIR TEST Y/N	REPAIR TEST TYPE*
10-16	10:16	38-78	84/178		TS	AP	P	P	Y	V
	10:25	38-78	81/178				P			
	10:33	78-79	/				P			
	10:49	79-80	50/50				P			
	10:50	80-81	22/22				P			
	10:57	79-81	117/117				P			
	11:20 ~~689-78~~	689-78	7/15				P			
	11:25 ~~689-78~~	689-78	8/15				P			
	11:40 ~~688-79~~	688-79	14/14				P			
	11:41	687-79	8/8				P			
	11:46	687-80	12/20				P			
	11:49	686-80	8/20				P			

COMMENTS *38-78 middle 13' BEAD+VT

* V-Vacuum, S-Spark, AP-Air Pressure, VI-Visual, I-Impact, AL-Air Lance

** B - Bead, P - Patch, CS - Cap Strip

CHK'D BY [signature]

SIGNATURE: [signature]

NYC Department of Environmental Protection

NON-DESTRUCTIVE SEAM TEST LOG

PROJECT NAME Pelham Bay Landfill

PROJECT NO : 876-HP

DATE	TIME	SEAM NUMBER	SEAM LENGTH	EQUIP. NUMBER	TECH.	TEST TYPE*	TEST P/F	REPAIR METHOD**	REPAIR TEST Y/N	REPAIR TEST TYPE*
10-17	10:53	85-80	22		JS	AP	P	P	Y	V
	10:56	85-84B	15							
	10:59	84B-84A								
	11:15	84A-80	12							
	11:14	84A-81	28							
	11:22	84A-83	40	E-7						
	10:58	84B-83	17							
	11:32	81-83	46							
	11:31	83-82	101							
	11:37	82-81	37							
	11:38	82-86	142							
	1:21	86-87	138							
	1:13	87-89	28							
	1:14	88-89	22							
	1:31	89-90	27							

COMMENTS:
84B-80 4' EXT. WEID + VT RM
84A-87 7' EXT WEID + VT RM
90-91 8' EXT WEID + VT RM

* V-Vacuum, S-Spark, AP-Air Pressure, VI-Visual, I-Impact, AL-Air Lance

** B - Bead, P - Patch, CS - Cap Strip

CHK'D BY: [signature]

SIGNATURE: Paul Mark

NYC Department of Environmental Protection

NON-DESTRUCTIVE SEAM TEST LOG

PROJECT NAME: Pelham Bay Landfill

PROJECT NO.: 876-HP

DATE	TIME	SEAM NUMBER	SEAM LENGTH	EQUIP. NUMBER	TECH.	TEST TYPE*	TEST P/F	REPAIR METHOD**	REPAIR TEST Y/N	REPAIR TEST TYPE*
10-17	1:45	87-88	88/118		TS	AP	P	P	Y	V
	1:47	87-89	30/118							
	1:54	88-90	57/119							
	1:55	88-90	61/119							
	2:36	90-91	140/140							
	3:11	85-686	16/11							
	3:16	84B-775	22' x2							
	3:16	83-776	22							
	3:31	82-777	22							
	3:31	86-778	22							
	3:26	87-779	20							
	3:27	88-780	20							
	2:54	90-781	20							
	3:05	91-782	20							

COMMENTS:

* V-Vacuum, S-Spark, AP-Air Pressure, VI-Visual, I-Impact, AL-Air Lance

** B - Bead, P - Patch, CS - Cap Strip

CHK'D BY: [signature]

SIGNATURE: [signature]

NYC Department of Environmental Protection

NON-DESTRUCTIVE SEAM TEST LOG

PROJECT NAME: Pelham Bay Landfill

PROJECT NO.: 876-HP

DATE	TIME	SEAM NUMBER	SEAM LENGTH	EQUIP. NUMBER	TECH.	TEST TYPE*	TEST P/F	REPAIR METHOD**	REPAIR TEST Y/N	REPAIR TEST TYPE*
10-18	~~9:22~~	~~800~~	~~51/105~~		~~[illegible]~~ TS	AP	P	P	Y	U
	~~9:22~~	~~800~~	~~54/105~~							
	9:32	800-801	14/117	~~1100~~	~~[illegible]~~					
	9:40	800-801	103/117	"	"					
	10:36	806-804	54/54							
	10:38	805-806	32/32							
		~~802-803~~	~~57/70~~							
		~~802-803~~	~~13/70~~							
	11:37	801-805	28/28							
	11:36	805-807	20/20							
	11:35	801-807	25/25							
	12:41	801-806	28/28							
	12:40	801-804	21/21							
	12:46	804-803	66/66							
	12:51	803-802	57/70							

COMMENTS:

* V-Vacuum, S-Spark, AP-Air Pressure, VI-Visual, I-Impact, AL-Air Lance

** B - Bead, P - Patch, CS - Cap Strip

CHK'D BY: [signature]

SIGNATURE: Daniel O'Connor

NYC Department of Environmental Protection

NON-DESTRUCTIVE SEAM TEST LOG

PROJECT NAME Pelham Bay Landfill

PROJECT NO.: 876-HP

DATE	TIME	SEAM NUMBER	SEAM LENGTH	EQUIP. NUMBER	TECH.	TEST TYPE*	TEST P/F	REPAIR METHOD**	REPAIR TEST Y/N	REPAIR TEST TYPE*
10/18/95	12:50 pm	803-802	13/70		TS	AP	P	P	Y	U
	1:02 pm	802-380	27/61							
	1:01 pm	802-380	34/61							
	9:16 am	195-800	51/105							
	9:17 am	195-800	40/105							
	9:27 am	195-800	14/105							
	2:00 pm	808-809	180/180							
	1:59 pm	809-801	19/19							
	2:17 pm	802-808	12/12							
	2:18 pm	803-808	12/12							
	2:21 pm	365-808	166/166							
	3:28	206-810	120/147							
	3:23	810-800	20/20							
	3:25	206-810	27/147							
		809-810	/							

COMMENTS:

V-Vacuum, S-Spark, AP-Air Pressure, VI Visual, I-Impact, AL Air Lance

* B - Bead, P - Patch, CS - Cap Strip

CHK'D BY: [signature]

SIGNATURE: Daniel O'Connor

mm92c4087\consform\NONDESTR.XLS

Sheet 184 of 241

NYC Department of Environmental Protection

NON-DESTRUCTIVE SEAM TEST LOG

PROJECT NAME: Pelham Bay Landfill

PROJECT NO.: 876-HP

DATE	TIME	SEAM NUMBER	SEAM LENGTH	EQUIP. NUMBER	TECH.	TEST TYPE*	TEST P/F	REPAIR METHOD**	REPAIR TEST Y/N	REPAIR TEST TYPE*
10-19	1:43	809-812	22/22		TS	AP	P	P	Y	V
	2:05	808-811	22/22							
	1:37	206-812	159/ B							
	2:21	206-812	123/ M							
	222	206 - 812 PATCH	29/ T							
	1:50	811-812	272/ T							
	1:51	811-812	44/ B							
	2:31	812-365	193/ B							
	2:32	812-365	111/ T							
	3:41	812-814	20/20							
	3:37	813-811	20/20							
	3:49	232-814	244/							
	4:28	232-814	22/							
	427	232-814	21/							
	4:29	813-814	11/ T							
	4:03	813-814	280/ B							
	4:12	813-356	88/ R							
	4:24	813-356	127/ M							

COMMENTS:

* V-Vacuum, S-Spark, AP-Air Pressure, VI-Visual, I-Impact, AL-Air Lance

** B - Bead, P - Patch, CS - Cap Strip

CHK'D BY: [signature]

SIGNATURE: [signature]

smm\92c4087\consform\NONDESTR.XLS

NYC Department of Environmental Protection

NON-DESTRUCTIVE SEAM TEST LOG

PROJECT NAME: Pelham Bay Landfill

PROJECT NO.: 876-HP

DATE	TIME	SEAM NUMBER	SEAM LENGTH	EQUIP. NUMBER	TECH.	TEST TYPE*	TEST P/F	REPAIR METHOD**	REPAIR TEST Y/N	REPAIR TEST TYPE*
10-23	12:55	92-40	14'/14				P	P	Y	V
	12:55	92-39	22/22				P			
	12:58	92-42	8/22				P			
	12:59	92-42	14/22				P			
	1:04	92-43	17/17				P			
	1:02	92-94	64/76 E-12				P			
	1:12	93-94	79'				P			
	—	92-93	EXTRUSION WELDED over WEDC				—	B		
	1:30	93-44	22				P			
	1:30	93-46	22				P			
	1:55	93-47	8/21				P			
	1:55	93-47	13/21				P			
	1:52	93-48	11/11				P			
	2:02	93A-48	10				P			
	2:09	93A-50	22				P			

COMMENTS: *92-94 END 12' B+VT | *93-93A B+VT (4' Entire)
*92-93 4' (ENTIRE) B+VT

* V-Vacuum, S-Spark, AP-Air Pressure, VI-Visual, I-Impact, AL-Air Lance

** B - Bead, P - Patch, CS - Cap Strip

CHK'D BY: [signature] SIGNATURE: [signature]

smm\92c4087\consform\NONDESTR.XLS

NYC Department of Environmental Protection

NON-DESTRUCTIVE SEAM TEST LOG

PROJECT NAME: Pelham Bay Landfill

PROJECT NO.: 876-HP

DATE	TIME	SEAM		EQUIP.	TECH.	TEST		REPAIR	REPAIR TEST	
		NUMBER	LENGTH	NUMBER		TYPE*	P/F	METHOD**	Y/N	TYPE*
10-23	2:14	94-96	20/63		TS	AP	P	P	Y	V
	2:18	94-96	43/63		↓	↓	P	↓	↓	↓
	2:23	95-96	22/22				P			
	2:22	94-95	118/118 E				P			
	2:26	96-97	69/69 E				P			
	2:41	95-97	70/115				P			
	2:50	95-97	45/115				P			
	3:00	97-98	183/188				P			
	3:02	98-99	37/37				P			
	3:03	98-100	151/151				P			
	3:04	99-100	22				P			
	3:15	99-101	33/33				P			
	3:16	100-101	148/148				P	↓	↓	↓
					↓	↓				

COMMENTS:

* V-Vacuum, S-Spark, AP-Air Pressure, VI-Visual, I-Impact, AL-Air Lance

** B - Bead, P - Patch, CS - Cap Strip

CHK'D BY: [signature]

SIGNATURE: Paul Marks

NYC Department of Environmental Protection

NON-DESTRUCTIVE SEAM TEST LOG

PROJECT NAME: Pelham Bay Landfill

PROJECT NO.: 876-HP

DATE	TIME	SEAM		EQUIP. NUMBER	TECH.	TEST		REPAIR	REPAIR TEST	
		NUMBER	LENGTH			TYPE*	P/F	METHOD**	Y/N	TYPE*
10-23	3 38	101-102	82'		TS	AP	P	P	Y	V
	3.26	101-103	97'				P			
	3.27	102-104	79'				P			
	3 31	103-104	103				P			
	3 35	104-105	115'				P			
	3 44	104-106	69				P			
	3 58	105-107	114				P			
	3 50	105-106	23				P			
	4:01	106-107	79				P			
	4 25	107-108	137'				P			
	4:25	107-109	52'				P			
	4 26	108-109	27'				P			
	4 28	108-110	128				P			
	4:36	109-110	18				P			
	4 45	108-110	34			V	P			

COMMENTS:

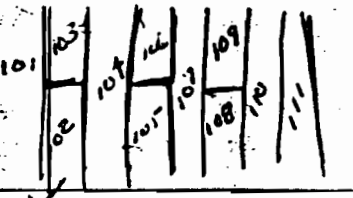

* V-Vacuum, S-Spark, AP-Air Pressure, VI-Visual, I-Impact, AL-Air Lance

** B - Bead, P - Patch, CS - Cap Strip

CHK'D BY: [signature]

SIGNATURE: Paul Marks

NYC Department of Environmental Protection

NON-DESTRUCTIVE SEAM TEST LOG

PROJECT NAME: Pelham Bay Landfill

PROJECT NO.: 876-HP

DATE	TIME	SEAM		EQUIP.	TECH.	TEST		REPAIR	REPAIR TEST	
		NUMBER	LENGTH	NUMBER		TYPE*	P/F	METHOD**	Y/N	TYPE*
10-21	11:20	92-220	11/11		TS	AP	P	P	Y	V
	11:15	94-221	21/21		↓	↓	P	↓	↓	↓
	11:16	95-222	20/20				P			
	11:00	97-223	20/20				P			
	11:03	98-224	20/20				P			
	10:51	99-225	20/20				P			
	10:52	101-226	20/20				P			
	10:46	102-227	21/21				P			
	10:45	104-228	21/21				P			
	9:33	105-229	21/21				P			
	9:30	107-230	16/16				P			
	9:11	108-231	10/10				P			
	8:07	814-108	11/11				P			
	8:06	814-110	12/12				P			
	804	813-110	21/21		↓	↓	P	↓	↓	↓

COMMENTS:

* V-Vacuum, S-Spark, AP-Air Pressure, VI-Visual, I-Impact, AL-Air Lance

** B - Bead, P - Patch, CS - Cap Strip

CHK'D BY: [signature]

SIGNATURE: [signature]

NYC Department of Environmental Protection

NON-DESTRUCTIVE SEAM TEST LOG

PROJECT NAME: Pelham Bay Landfill

PROJECT NO.: 876-HP

DATE	TIME	SEAM		EQUIP.	TECH.	TEST		REPAIR	REPAIR TEST	
		NUMBER	LENGTH	NUMBER		TYPE*	P/F	METHOD**	Y/N	TYPE*
10/24	3:55	113-52	20'		DS	AP	P	P	Y	V
	3:56	114-54	20		↓	↓	P	↓	↓	↓
	4:01	115-55	20		↓	↓	P	↓	↓	↓

COMMENTS: * 113-54 (CS)+VI

* 114-54 (CS)+VI

* V-Vacuum, S-Spark, AP-Air Pressure, VI-Visual, I-Impact, AL-Air Lance

** B - Bead, P - Patch, CS - Cap Strip

CHK'D BY: _____ SIGNATURE: _____

1 QC
6 LAB
2 OM

Sheet 2 OF 190 of 241

NYC Department of Environmental Protection

NON-DESTRUCTIVE SEAM TEST LOG

PROJECT NAME: Pelham Bay Landfill

PROJECT NO.: 876-HP

DATE	TIME	SEAM NUMBER	SEAM LENGTH	EQUIP. NUMBER	TECH.	TEST TYPE*	TEST P/F	REPAIR METHOD**	REPAIR TEST Y/N	REPAIR TEST TYPE*
1024	~~2:08~~	112-51	20/20		TS	AP	P	P	Y	V
	2:08	112 - PATCH	21/21				P			
	2:09	PATCH-94	21/21				P			
	2:07	112-96	22				P			
	2:33	112-97	22				P			
	2:35	112-98	22				P			
	3:22	112-100	22				P			
	323	112-101	22				P			
	3:35	112-103	13				P			
	3:36	112-104	22				P			
	3:38	112-106	22				P			
	3:39	113-106	22				P			
	3:42	113-107	22				P			
	3:47	112-113	95/164				P			
	3:48	112-113	69/164				F			
	3:57	114-115	184 E				P			
	4:00	114-115	183 E		V	V	P	V	V	V

COMMENTS: * 114-115 (B) +VT END 6'

* 112-57 (CS) +VT

* V-Vacuum, S-Spark, AP-Air Pressure, VI-Visual, I-Impact, AL-Air Lance

** B - Bead, P - Patch, CS - Cap Strip

CHK'D BY: [signature]

SIGNATURE: [signature]

smm\92c4087\consform\NONDESTR.XLS

NYC Department of Environmental Protection

NON-DESTRUCTIVE SEAM TEST LOG

PROJECT NAME: Pelham Bay Landfill

PROJECT NO.: 876-HP

DATE	TIME	SEAM		EQUIP.	TECH.	TEST		REPAIR	REPAIR TEST	
		NUMBER	LENGTH	NUMBER		TYPE*	P/F	METHOD**	Y/N	TYPE*
10-24	12:55	PATCH-356	16/16		TS	AP	P	P	Y	V
	7:50	PATCH-111	10/10		↓	↓	P	↓	↓	↓
	7:51	PATCH 116	14/14				P			
	12:52	111-353	20/20				P			
		111-								
	12:59	111-351	20/20				P			
		111-								
	1:06	111-349	13/13				P			
	105	111-348	20/20	(½ of CS			P			

COMMENTS:

* V-Vacuum, S-Spark, AP-Air Pressure, VI-Visual, I-Impact, AL-Air Lance

** B - Bead, P - Patch, CS - Cap Strip

CHK'D BY: [signature]

SIGNATURE: [signature]

NYC Department of Environmental Protection

NON-DESTRUCTIVE SEAM TEST LOG

PROJECT NAME: Pelham Bay Landfill

PROJECT NO.: 876-HP

DATE	TIME	SEAM NUMBER	SEAM LENGTH	EQUIP. NUMBER	TECH.	TEST TYPE*	TEST P/F	REPAIR METHOD**	REPAIR TEST Y/N	REPAIR TEST TYPE*
10/25	8:51	116-117	22'		TS	AP	P	P	Y	V
	8:50	115-116	23'		↓	↓	P	↓	↓	↓
	8:50	115-117	166'				P			
	9:07	116-118	16'				P			
	9:08	118-117	167				P			
	9:08	116-57	22				P			
	10:16	118-119	60'				P			
	9:12	118-58	22				P			
	10:45	119-60	22				P			
	10:51	118-120	117'				P			
	10:51	119-120	22'				P			
	10:36	119-121	50'				P			
	10:36	121-61	22				P			
	11:15	121-120	121'				P			
	11:25	121-123	116'				P			

COMMENTS:

* V-Vacuum, S-Spark, AP-Air Pressure, VI-Visual, I-Impact, AL-Air Lance

** B - Bead, P - Patch, CS - Cap Strip

CHK'D BY: [signature]

SIGNATURE: [signature]

Sheet 193 of 241

NYC Department of Environmental Protection

NON-DESTRUCTIVE SEAM TEST LOG

PROJECT NAME: Pelham Bay Landfill

PROJECT NO.: 876-HP

DATE	TIME	SEAM NUMBER	SEAM LENGTH	EQUIP. NUMBER	TECH.	TEST TYPE*	TEST P/F	REPAIR METHOD**	REPAIR TEST Y/N	REPAIR TEST TYPE*
10-25	1:46	128-127	22		TS	AP	P	P	Y	V
	1:46	128-129	78'				P			
	1:49	126-128	73'				P			
	1:24	129-68	22				P			
	1:30	129-130	56/159				P			
	131	130-70	22				P			
	2:06	129-130	103/159				P			
		130-~~70~~					P			
	2:13	130-131	82/159				P			
	2:14	130-131	77/159				P			
	2:22	131-132	159				P			
	2:27	132-134	39/66				P			
	2:43	132-134	27/66				P			
	2:46	133-134	22				P			
	2:45	133-132	92				P			
	2:58	134-135	66				P			
	2:57	133-135	90'				P			
	3:12	135-136	155				P			
	36	138-136	124				P			
	3:15	137-138	22				P			
	3:16	136-137	20'				P			

COMMENTS:

* V-Vacuum, S-Spark, AP-Air Pressure, VI-Visual, I-Impact, AL-Air Lance

** B - Bead, P - Patch, CS - Cap Strip

CHK'D BY: [signature]

SIGNATURE: [signature]

smm\92c4087\consform\NONDESTR.XLS

NYC Department of Environmental Protection

NON-DESTRUCTIVE SEAM TEST LOG

PROJECT NAME: Pelham Bay Landfill

PROJECT NO.: 876-HP

DATE	TIME	SEAM NUMBER	SEAM LENGTH	EQUIP. NUMBER	TECH.	TEST TYPE*	TEST P/F	REPAIR METHOD**	REPAIR TEST Y/N	REPAIR TEST TYPE*
10-25	11:26	122-123	22		TS	AP	P	P	Y	V
	11:27	121-122	43				P			
	12:45	122-63	22				P			
	12:46	124-64	22				P			
	11:44	122-124	40'				P			
	11:45	123-121	117'				P			
	12:48	125-65	22				P			
	12:54	125-124	40'				P			
	105	124-126	117'				P			
	106	125-126	22				P			
	1:09	127-125	38				P			
	1:10	127-126	43				P			
		126-128	73				P			
	123	127-67	22				P			
	1:23	129-127	52/83				P			
	1:47	129-127	31/23				P			

COMMENTS:

* V-Vacuum, S-Spark, AP-Air Pressure, VI-Visual, I-Impact, AL-Air Lance

** B - Bead, P - Patch, CS - Cap Strip

CHK'D BY: [signature]

SIGNATURE: Paul Mink

NYC Department of Environmental Protection

NON-DESTRUCTIVE SEAM TEST LOG

PROJECT NAME: Pelham Bay Landfill

PROJECT NO.: 876-HP

DATE	TIME	SEAM		EQUIP.	TECH.	TEST		REPAIR	REPAIR TEST	
		NUMBER	LENGTH	NUMBER		TYPE*	P/F	METHOD**	Y/N	TYPE*
10-25	PM 3:40	131-71			TS	AP	P	P	Y	V
	3:40	132-72			↓	↓	P	↓	↓	↓
	3:35	133-74					P			
	3:35	135-75					P			
	3:25	136-76					P			
	3:25	137-77					P			

COMMENTS:

* V-Vacuum, S-Spark, AP-Air Pressure, VI-Visual, I-Impact, AL-Air Lance

** B - Bead, P - Patch, CS - Cap Strip

CHK'D BY: [signature]

SIGNATURE: [signature]

Down Hill STORMWATER TRENCH SP9-SP10

NON PAY ITEM

Sheet 196 of 241

NYC Department of Environmental Protection

NON-DESTRUCTIVE SEAM TEST LOG

PROJECT NAME: Pelham Bay Landfill

PROJECT NO.: 876-HP

DATE	TIME	SEAM NUMBER	SEAM LENGTH	EQUIP. NUMBER	TECH.	TEST TYPE*	TEST P/F	REPAIR METHOD**	REPAIR TEST Y/N	REPAIR TEST TYPE*
10-26	9:00	815-816	32	AO-AO	TS	A	P	P	Y	V
	9:07	816-817	31	AO AO			P			
	9:11	817-818	31	AO			P			
	9:25	818-819	35	AO			P			
	10:15	819-820	10				P			
	10:24	819-820	19				P			
		*819-PATCH	13' - EXTRUSION WELD		B+VT X		~~P~~			
	10:21	820-738	21				P			
	10:22	820-738	21				P			
	10:23	820-PATCH	13				P			

COMMENTS:



* V-Vacuum, S-Spark, AP-Air Pressure, VI-Visual, I-Impact, AL-Air Lance

** B - Bead, P - Patch, CS - Cap Strip

CHK'D BY: [signature]

SIGNATURE: Paul Marks

smm\92c4087\consform\NONDESTR.XLS

NYC Department of Environmental Protection

NON-DESTRUCTIVE SEAM TEST LOG

PROJECT NAME: Pelham Bay Landfill

PROJECT NO.: 876-HP

DATE	TIME	SEAM		EQUIP.	TECH.	TEST		REPAIR	REPAIR TEST	
		NUMBER	LENGTH	NUMBER		TYPE*	P/F	METHOD**	Y/N	TYPE*
10-26	1:06	111-139	22		TS	AP	P	P	Y	V
	1:06	110-139 *	16/22				P			
	1:21	109-139 *	16/22				P			
	12:49	113-139	22				P			
	12:49	114-140	22				P			
	12:50	139-140	72				P			
	12:55	140-141	74				P			
	1:36	141-142	11/69				P			
	1:39	141-142	58/69				P			
	12:54	115-141	22				P			
	1:47	142-143	78				P			
	1:48	117-142	22				P			
	149	118-143	22				P			
	1:55	143-144	79				P			
	1:56	144-120	22		↓	↓	P	↓	↓	↓

COMMENTS: * B + VT

* V-Vacuum, S-Spark, AP-Air Pressure, VI-Visual, I-Impact, AL-Air Lance

** B - Bead, P - Patch, CS - Cap Strip

CHK'D BY: [signature]

SIGNATURE: P Marks

Sheet 198 of 241

NYC Department of Environmental Protection

NON-DESTRUCTIVE SEAM TEST LOG

PROJECT NAME: Pelham Bay Landfill

PROJECT NO.: 876-HP

DATE	TIME	SEAM NUMBER	SEAM LENGTH	EQUIP. NUMBER	TECH.	TEST TYPE*	TEST P/F	REPAIR METHOD**	REPAIR TEST Y/N	REPAIR TEST TYPE*
10/26	2:59	151-152	83		TS	AP	P	P	Y	V
	3:05	152-129	22							
	3:30	153-130	22							
	3:36	152-153	86							
	3:36	154-131	22							
	3:37	153-154	86							
	3:38	132-155	22							
	3:39	154-155	48							
	3:55	154-156	40							
	3:56	155-156	22							
	4:10	156-157	41							
	411	155-157	43							
	4:15	157-134	22							
	4:16	158-135	22							
	4:21 4:22	157-158 157-158	28/86 58/86							

COMMENTS:

* V-Vacuum, S-Spark, AP-Air Pressure, VI-Visual, I-Impact, AL-Air Lance

** B - Bead, P - Patch, CS - Cap Strip

CHK'D BY: [signature]

SIGNATURE: [signature]

smm\92c4087\consform\NONDESTR.XLS

NYC Department of Environmental Protection

NON-DESTRUCTIVE SEAM TEST LOG

PROJECT NAME: Pelham Bay Landfill

PROJECT NO.: 876-HP

DATE	TIME	SEAM		EQUIP.	TECH.	TEST		REPAIR	REPAIR TEST	
		NUMBER	LENGTH	NUMBER		TYPE*	P/F	METHOD**	Y/N	TYPE*
10-20	4:25	158-159	88		TS	AP	P	P	Y	V
	4:26	159-136	22							
	4:50	159-160	85							
	4:51	160-138	22							
	4:59	160-161	22							
	5:00	161-419	15							
	5:00	159-418	17							
	5:06	158-417	16							
	5:06	157-416	16							
	5:25	156-415	17							

COMMENTS: *159-161 (B) +VT

* V-Vacuum, S-Spark, AP-Air Pressure, VI-Visual, I-Impact, AL-Air Lance

** B - Bead, P - Patch, CS - Cap Strip

CHK'D BY: [signature] SIGNATURE: [signature]

Sheet 200 of 241

NYC Department of Environmental Protection

NON-DESTRUCTIVE SEAM TEST LOG

PROJECT NAME: Pelham Bay Landfill

PROJECT NO.: 876-HP

DATE	TIME	SEAM NUMBER	SEAM LENGTH	EQUIP. NUMBER	TECH.	TEST TYPE*	TEST P/F	REPAIR METHOD**	REPAIR TEST Y/N	REPAIR TEST TYPE*
10-26	2:06	144-145	81		TS	AP	P	P	Y	V
	2:06	121-145	22							
	2:15	145-146	40/83							
	2:16	145-141	83/83							
	2:20	146-123	22							
	222	147-124	22							
	2:21	146-147	84							
	2:36	147-149	65							
	2:50	147-148	13							
	2:55	149-150	22							
	2:51	148-149	22							
	2:57	148-126	22							
	2:56	151-120	22							
	2:35	148-151	12							
	2:55	149-151	60							

COMMENTS: * 147-150 B+VT
* 151-150 B+VT

* V-Vacuum, S-Spark, AP-Air Pressure, VI-Visual, I-Impact, AL-Air Lance

** B - Bead, P - Patch, CS - Cap Strip

CHK'D BY: [signature]

SIGNATURE: [signature]

smm\92c4087\corsform\NONDESTR.XLS

NYC Department of Environmental Protection

NON-DESTRUCTIVE SEAM TEST LOG

PROJECT NAME: Pelham Bay Landfill

PROJECT NO.: 876-HP

DATE	TIME	SEAM NUMBER	SEAM LENGTH	EQUIP. NUMBER	TECH.	TEST TYPE*	TEST P/F	REPAIR METHOD**	REPAIR TEST Y/N	REPAIR TEST TYPE*
10-27	~~154-414~~ 7:40	154-414	16		TS	AP	P	P	Y	V
	7:40	153-335	17				P			
	7:45	152-336	10				P			
	7:55	151-337	16				P			
	7:55	150-338	16				P			
[illegible]	MS 8:25	147-339	16'				P			
	MS 8:56	146-340	20				P			
	MS 8:56	145-341	20				P			
	MS 9:05	144-342	20				P			
	MS 9:23	143-343	22				P			
	MS 9:24	142-344	22				P			
	MS 9:35	141-345	22				P			
	MS 10:45	140-346	22				P			
	MS 10:55	139-347	22				P			
	MS 11:05	111-A	22x2				P			

COMMENTS:

111 a

139

A

111 all the next NOT done on 1024 are Bead + CS

* V-Vacuum, S-Spark, AP-Air Pressure, VI-Visual, I-Impact, AL-Air Lance

** B - Bead, P - Patch, CS - Cap Strip

CHK'D BY: [signature]

SIGNATURE: Paul Marks

DS 323 826 5

Sheet 202 of 241

NYC Department of Environmental Protection

NON-DESTRUCTIVE SEAM TEST LOG

PROJECT NAME: Pelham Bay Landfill

PROJECT NO.: 876-HP

DATE	TIME	SEAM NUMBER	SEAM LENGTH	EQUIP. NUMBER	TECH.	TEST TYPE*	TEST P/F	REPAIR METHOD**	REPAIR TEST Y/N	REPAIR TEST TYPE*
10-30	2:00 ~~823-824~~	823-824	41/177 B		TS	AP	P	P	Y	V
	2:46	823-824	131/177 T							
	2:01	824-762	12'							
	2:15	824-763	8'							
	2:17	825-763	12'							
	2:34	825-764	8'							
	2:35	826-764	12'							
	2:37	826-765	8'							
	2:57	824-825	13/177 T							
	3:02	824-825	13/177 M							
	3:06	824-825	151/177 B							
		~~825-826~~								
	3:26	825-826	156 B							
	3:16	825-826	T							

COMMENTS * 823-824 MIDDLE 5' B+M

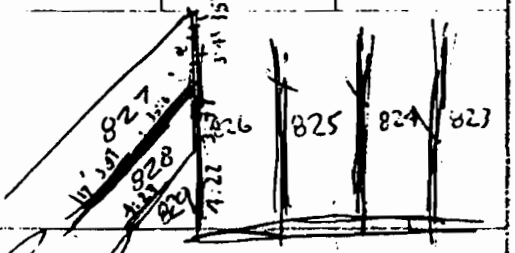

* V - Vacuum, S-Spark, AP- Air Pressure, VI-Visual Impact, AL- Air Lance

** B - Bead, P - Patch, CS - Cap Strip

CHK'D BY

SIGNATURE

NYC Department of Environmental Protection

NON-DESTRUCTIVE SEAM TEST LOG

PROJECT NAME: Pelham Bay Landfill

PROJECT NO.: 876-HP

DATE	TIME	SEAM NUMBER	SEAM LENGTH	EQUIP. NUMBER	TECH.	TEST TYPE*	TEST P/F	REPAIR METHOD**	REPAIR TEST Y/N	REPAIR TEST TYPE*
10-30	3:51	827-828	117/134		TS	AP	P	P	Y	V
	3:56	827-828	17/134							
	3:45	827-826	18/							
	355	827-826	/							
	3:47	828-828	83							
	4:22	829-826	47'							
	4:23	828-829	47'							
	4:26	829-765	12							
	4:27	828-766	22							
	4:28	827-767	22							

COMMENTS *827-826 6' (B)+VT

4:26 829-765 | 827-828
4:27 828-766 | 828-829
4:28 827-767 | 829-826
828-826
827-826

* V-Vacuum, S-Spark, AP-Air Pressure, VI-Visual, I-Impact, AL-Air Lance

** B-Bead, P-Patch, CS-Cap Strip

CHK'D BY [signature]

SIGNATURE Paul Marks

[illegible] Conform NONDESTR.XLS

Sheet 264 of 241

NYC Department of Environmental Protection

NON-DESTRUCTIVE SEAM TEST LOG

PROJECT NAME: Pelham Bay Landfill

PROJECT NO.: 876-HP

DATE	TIME	SEAM NUMBER	SEAM LENGTH	EQUIP. NUMBER	TECH.	TEST TYPE*	TEST P/F	REPAIR METHOD**	REPAIR TEST Y/N	REPAIR TEST TYPE*
11-3	1:12	165-138	28/78		TS	AP	P	P	Y	V
	1:16	165-138	50/78		↓	↓	P	↓	↓	↓
	1:25	137-165	28/28		↓	↓	P	↓	↓	↓

COMMENTS

* V Vacuum, S Spark, AP Air Pressure, VI Visual, I Impact, AL Air Lance

** B Bead, P Patch, CS Cap Strip

CHK'D BY [signature]

SIGNATURE [signature]

[illegible] NONDESTRUCTIVES

84
16
8

A1
18
23

Sheet 205 of 241

NYC Department of Environmental Protection — **NON-DESTRUCTIVE SEAM TEST LOG**

PROJECT NAME: Pelham Bay Landfill — PROJECT NO.: 876-HP

DATE	TIME	SEAM NUMBER	SEAM LENGTH	EQUIP. NUMBER	TECH.	TEST TYPE*	TEST P/F	REPAIR METHOD**	REPAIR TEST Y/N	REPAIR TEST TYPE*
11-6	9:19	165-167	44/59		TS	AD	P	P	Y	U
	9:23	165-167	15/59				P			
*	9:36	165-166	99/175				P			
	11:34	165-166	80/175				P			
	9:35	166-167	22/22				P			
	10:44	169-170	22/22				P			
*	10:50	167-169	15/41				P			
	10:53	167-169	18/41				P			
	11:31	165-38	22/22				P			
	11:35	166-78	22/22				P			
	11:42	166-168	61/61				P			
	11:43	168-79	22/22				P			
	11:32	165-77	125/125				P			
	1:05	168-170	22/22				P			
	1:06	170-171	121/121				P			

COMMENTS
* 165 - 166 middle 16' B + VT
* 167 - 169 " 8' B + VT

* V-Vacuum, S-Spark, AP-Air Pressure, VI-Visual, I-Impact, AL-Air Lance

** B - Bead, P - Patch, CS - Cap Strip

CHK'D BY [signature] SIGNATURE [signature]

Sheet 206 of 241

NYC Department of Environmental Protection

NON-DESTRUCTIVE SEAM TEST LOG

PROJECT NAME: Pelham Bay Landfill

PROJECT NO.: 876-HP

DATE	TIME	SEAM NUMBER	SEAM LENGTH	EQUIP. NUMBER	TECH.	TEST TYPE*	TEST P/F	REPAIR METHOD**	REPAIR TEST Y/N	REPAIR TEST TYPE*
11-6	1:12	168-171	58/58		TS	AP	P	P	Y	V
	1:19	171-172	121/158				P			
	1:20	171-172	37/158				P			
	1:24	172-87	9/9				P			
	1:25	172-86	20/20				P			
	1:31	171-81	22/22				P			
	1:45	166-170	30/103				P			
	1:46	166-170	43/103				P			
	1:53	167-170	17/17				P			
	154	166-170	30/103				P			
	1:57	169-171	49/49				P			
	2:05	171-173	40/40				P			
	2:22	178-172	21/21				P			
	2:23	178-87	13/13				P			
	2:29	178-177	20/20				P			

COMMENTS

* V-Vacuum, S-Spark, AP-Air Pressure, VI-Visual, I-Impact, AL-Air Lance

** B-Bead, P-Patch, CS-Cap Strip

CHK'D BY [signature]

SIGNATURE [signature]

NYC Department of Environmental Protection

NON-DESTRUCTIVE SEAM TEST LOG

PROJECT NAME: Pelham Bay Landfill

PROJECT NO.: 876-HP

DATE	TIME	SEAM NUMBER	SEAM LENGTH	EQUIP. NUMBER	TECH.	TEST TYPE*	TEST P/F	REPAIR METHOD**	REPAIR TEST Y/N	REPAIR TEST TYPE*
11-6	2:30	177-89	22/22		TS	AP	P	P	Y	V
	2:55	177-176	50/50				P			
	2:56	176-90	21/21				P			
	3:05	177-172	33/33				P			
	3:06	176-172	38/38				P			
	3:08	176-175	85/85				P			
	3:09	175-91	22/22				P			
	3:16	174-91	84/84				P			
	3:20	175-174	118/118				P			
	3:40	175-172	37/37				P			
	3:41	174-172	21/21				P			
	3:46	173-174	18/18				P			
	3:47	172-173	22/22				P			
	3:56	179-174	240/240				P			
	4:05	174-162	18/18				P			

COMMENTS

* V - Vacuum, S - Spark, AP - Air Pressure, VI - Visual, I - Impact, AL - Air Lance

** - Bead, P - Patch, CS - Cap Strip

CHK'D BY: [signature]

SIGNATURE: Paul Mark

[illegible]4087[illegible] NONDESTR.XLS

Sheet 208 of 241

NYC Department of Environmental Protection

NON-DESTRUCTIVE SEAM TEST LOG

PROJECT NAME: Pelham Bay Landfill

PROJECT NO. 876-HP

DATE	TIME	SEAM NUMBER	SEAM LENGTH	EQUIP. NUMBER	TECH.	TEST TYPE*	TEST P/F	REPAIR METHOD**	REPAIR TEST Y/N	REPAIR TEST TYPE*
11-6	4:07	174-179	75/240		TS	AP	P	P	Y	V
	4:33	174-179	165/240		TS		P			
	4:19	179-180	40/40		TS		P			
	4:20	180-164	17/17				P			
	4:21	179-163	19/19				P			
	4:26	179-181	207/207				P			
	4:25	180-181	22/22				P			

COMMENTS

* V Vacuum, S Spark, AP Air Pressure, VI Visual, I Impact, AL Air Lance

** B - Bead, P - Patch, CS - Cap Strip

CHK'D BY [signature]

SIGNATURE: [signature]

NYC Department of Environmental Protection

NON-DESTRUCTIVE SEAM TEST LOG

PROJECT NAME: Pelham Bay Landfill

PROJECT NO. 876-HP

DATE	TIME	SEAM NUMBER	SEAM LENGTH	EQUIP. NUMBER	TECH.	TEST TYPE*	TEST P/F	REPAIR METHOD**	REPAIR TEST Y/N	REPAIR TEST TYPE*
11-7	7:54	181-183	23/23		TS	AP	P	P	Y	V
	7:55	181-182	137/137		↓	↓	P	↓	↓	↓
	7:56	182-183	22/22		↓	↓	P	↓	↓	↓
	8:05	182-184	106/176		↓	↓	P	↓	↓	↓
	8:05	182-184	70/176		↓	↓	P	↓	↓	↓
	8:07	183-184	24/24		↓	↓	P	↓	↓	↓
	8:13	184-826	17/17		↓	↓	P	↓	↓	↓
	8:17	182-824	13/13		↓	↓	P	↓	↓	↓
	8:18	180-182	39/35		↓	↓	P	↓	↓	↓

COMMENTS:

* V - Vacuum, S - Spark, AP - Air Pressure, VI - Visual, I - Impact, AL - Air Lance

** B - Bead, P - Patch, CS - Cap Strip

CHK'D BY: [signature]

SIGNATURE: [signature]

Sheet 210 of 241

NYC Department of Environmental Protection

NON-DESTRUCTIVE SEAM TEST LOG

PROJECT NAME: Pelham Bay Landfill

PROJECT NO. 876-HP

DATE	TIME	SEAM NUMBER	SEAM LENGTH	EQUIP. NUMBER	TECH.	TEST TYPE*	TEST P/F	REPAIR METHOD**	REPAIR TEST Y/N	REPAIR TEST TYPE*
~~8/15~~	8:18	824-838	10/169		TS	AP	P	P	Y	V
11/13	8:19	824-838	139/169				P			
	8:21	838-839	141				P			
	823	838-184	16				P			
	8:23	839-184	18				P			
	8:30	839-207	15				P			
	8:34	842-839	72				P			
	8:42	842-840	70'				P			
	8:56	840-839	141				P			
	9:05	840-841	50'				P			
	9:06	841-842	50'				P			
	9:15	842-767	17				P			
	9:30	838-763	10'				P			

COMMENTS:

* 841 - b
& 840 - c
839 - p

BEAD + VT ENTIRE SEAM

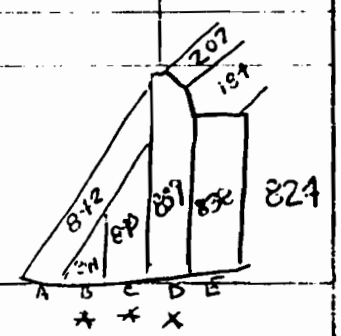

* V-Vacuum, S-Spark, AP-Air Pressure, VI-Visual, I-Impact, AL-Air Lance

** B-Bead, P-Patch, CS-Cap Strip

CHKD BY: [signature]

SIGNATURE: [signature]

NYC Department of Environmental Protection

NON-DESTRUCTIVE SEAM TEST LOG

PROJECT NAME: Pelham Bay Landfill

PROJECT NO.: 876-HP

DATE	TIME	SEAM NUMBER	SEAM LENGTH	EQUIP. NUMBER	TECH.	TEST TYPE*	TEST P/F	REPAIR METHOD**	REPAIR TEST Y/N	REPAIR TEST TYPE*
11-13	10:35	201-204	57'		TS	AP	P	P	Y	V
	10:36	204-184	37'							
	10:45	203-204	30'							
	10:47	202-204	141							
	11:41	202-204	30							
	11:09	204-205	132'							
	11:10	204-206	104'							
	11:11	205-206	22							
	11:36	205-208	32'							
	11:36	207-208	22'							
	1:15	206-208	89'							
	1:16	206-208	18'							
	1:20	208-209	63'							
	1:22	208-209	49							
	1:46	208-209	28							

COMMENTS:

* V-Vacuum, S-Spark, AP-Air Pressure, VI-Visual, I-Impact, AL-Air Lance

** B - Bead, P - Patch, CS - Cap Strip

CHK'D BY: [signature]

SIGNATURE: [signature]

Sheet 212 of 241

NYC Department of Environmental Protection

NON-DESTRUCTIVE SEAM TEST LOG

PROJECT NAME: Pelham Bay Landfill

PROJECT NO.: 876-HP

DATE	TIME	SEAM NUMBER	SEAM LENGTH	EQUIP. NUMBER	TECH.	TEST TYPE*	TEST P/F	REPAIR METHOD**	REPAIR TEST Y/N	REPAIR TEST TYPE*
11/13	1:46	207-209	27'		TS	AP	P	P	Y	V
	1:39	209-210	114							
	1:46	209-210	53'							
	2:45	205-184	37'							
	2:45	207-184	36'							
11/15	11:04	204-429	20'							
	11:05	206-430	20							
	11:12	208-431	10							
	11:13	208-431	10'							
	11:22	209-476	20							
	11:24	210-477	20							

COMMENTS:

* V-Vacuum, S-Spark, AP-Air Pressure, VI-Visual, I-Impact, AL-Air Lance

** B-Bead, P-Patch, CS-Cap Strip

CHK'D BY: [signature]

SIGNATURE: [signature]

[illegible]

NYC Department of Environmental Protection

NON-DESTRUCTIVE SEAM TEST LOG

PROJECT NAME Pelham Bay Landfill

PROJECT NO : 876-HP

DATE	TIME	SEAM NUMBER	SEAM LENGTH	EQUIP. NUMBER	TECH.	TEST TYPE*	TEST P/F	REPAIR METHOD**	REPAIR TEST Y/N	REPAIR TEST TYPE*
11-17	3:01	853-854	99'		TS	AP	P	P	Y	V
	3:02	854-847	22'				P			
		~~858-859~~					P			
	3:37	854-855	97'				P			
	3:40	855-847	22				P			
	3:45	855-856	91				P			
	3:46	856-847	22				P			
	4:23	856-858	85'				P			
	4:35	858-859	75'				P			
	4:44	859-860	73'				P			
	4:22	858-847	11'				P			
	4:27	858-857	8'				P			
	4:43	860-857	22'				P			
	4:36	859-857	22'				P			

COMMENTS:

* V-Vacuum, S-Spark, AP-Air Pressure, VI-Visual, I-Impact, AL-Air Lance

** B - Bead, P - Patch, CS - Cap Strip

CHK'D BY: [signature]

SIGNATURE: [signature]

Sheet 214 of 241

NYC Department of Environmental Protection

NON-DESTRUCTIVE SEAM TEST LOG

PROJECT NAME: Pelham Bay Landfill

PROJECT NO.: 876-HP

DATE	TIME	SEAM NUMBER	SEAM LENGTH	EQUIP. NUMBER	TECH.	TEST TYPE*	TEST P/F	REPAIR METHOD**	REPAIR TEST Y/N	REPAIR TEST TYPE*
11-17	10:27	478-843	92'		TS	AP	P	P	Y	V
	11:29	843-844	125'				P			
	11:32	844-845	127'				P			
	11:35	845-846	125				P			
	12:54	847-848	23'				P			
	12:55	846-848	118'				P			
	12:59	847-850	22'				P			
	1:44	848-849	90'				P			
	1:46	848-850	13'				P			
	1:55	849-850	93'				P			
	2:03	847-851	22'				P			
	2:04	850-851	105				P			
	2:35	851-852	107'				P			
	2:49	853-847	22'				P			
	2:49	852-847	22'				P			

COMMENTS:

* V-Vacuum, S-Spark, AP-Air Pressure, VI-Visual, I-Impact, AL-Air Lance

** B - Bead, P - Patch, CS - Cap Strip

CHK'D BY: [signature]

SIGNATURE: Paul Marks

NYC Department of Environmental Protection — NON DESTRUCTIVE SEAM TEST LOG

PROJECT NAME: Pelham Bay Landfill — PROJECT NO.: 876-HP

DATE	TIME	SEAM		EQUIP. NUMBER	TECH.	TEST		REPAIR	REPAIR TEST	
		NUMBER	LENGTH			TYPE*	P/F	METHOD**	Y/N	TYPE*
11-18	7:58	857/863	21'		TS	AP	P	P	Y	V
	7:37	857/861	20'		↓	↓	↓	↓	↓	↓
	8:03	864/857	19'							
	8:51	864/PATCH	21'							
	8:52	864/PATCH	17'							
	8:54	857/	30'							
	9:27	863/	6', 14'							
	9:45	857/865	143'							
	10:28	865/866	32'							
	10:29	565/866	101'							
	11:00	845/	20'							
	11:05	844/	19'							
	11:12	843/	21'							
	11:25	848/	11'							
	11:36	846/	20'		↓	↓	↓	↓	↓	↓

COMMENTS:

* V-Vacuum, S-Spark, AP-Air Pressure, VI-Visual, I-Impact, AL-Air Lance

** B - Bead, P - Patch, CS - Cap Strip

CHK'D BY: [signature]

SIGNATURE: R. Campbell

NYC Department of Environmental Protection — NON DESTRUCTIVE SEAM TEST LOG

PROJECT NAME: Pelham Bay Landfill — PROJECT NO.: 876-HP

DATE	TIME	SEAM		EQUIP.	TECH	TEST		REPAIR	REPAIR TEST	
		NUMBER	LENGTH	NUMBER		TYPE*	P/F	METHOD**	Y/N	TYPE*
11-18	11:43	849/	12'		TS	AP	P	P	Y	V
	11:45	848/	7'							
	1:00	850/	19'							
	1:15	852/	19'							
	1:20	853/	16'							
	1:29	851/	20'							
	2:15	862/	10',22'							
	2:17	861/	13'							
	2:27	860/	17'							
	2:28	859/	19'							
	2:40	858/	19'							
	2:41	857/	12'							
	2:44	855/	19'							
	2:45	856/	19'							
	2:55	854/	19'		↓	↓	↓	↓	↓	↓

COMMENTS:

* V-Vacuum, S-Spark, AP-Air Pressure, VI-Visual, I-Impact, AL-Air Lance

** B - Bead, P - Patch, CS - Cap Strip

CHK'D BY: Neil Gitt — SIGNATURE: R. Campbell

NYC Department of Environmental Protection

NON-DESTRUCTIVE SEAM TEST LOG

PROJECT NAME: Pelham Bay Landfill

PROJECT NO.: 876-HP

DATE	TIME	SEAM NUMBER	SEAM LENGTH	EQUIP. NUMBER	TECH.	TEST TYPE*	TEST P/F	REPAIR METHOD**	REPAIR TEST Y/N	REPAIR TEST TYPE*
11/20/95		210/211	168		TS	AIR	P	P	Y	V
		211/212	170							
		212/213	64							
		213/214	22							
		212/214	76 T							
		212/214	30 B							
		213/215	54 T							
		213/215	9 B							
		214/215	78 B							
		214/215	26 T							
		215/216	133							
		20								

COMMENTS:

* V-Vacuum, S-Spark, AP-Air Pressure, VI-Visual, I-Impact, AL-Air Lance

** B - Bead, P - Patch, CS - Cap Strip

CHK'D BY:

SIGNATURE: By DC

NYC Department of Environmental Protection

NON-DESTRUCTIVE SEAM TEST LOG

PROJECT NAME. Pelham Bay Landfill

PROJECT NO.: 876-HP

DATE	TIME	SEAM NUMBER	SEAM LENGTH	EQUIP. NUMBER	TECH.	TEST TYPE*	TEST P/F	REPAIR METHOD**	REPAIR TEST Y/N	REPAIR TEST TYPE*
11-21	1:57	879-216	24'		TS	AP	P	P	Y	V
	1:58	874-879	8'				P			
	2:03	881-215	22				P			
	2:04	879-881	21/253				P			
	2:50	879-881	232/253				P			
	2:55	872-879	98/207				P			
	3:15	872-879	/207				P			
	3:05	881-884	40'				P			
	3:06	881-883	160'				P			
	3:07	883-884	22'				P			
	3:25	873-878	172'				P			
	3:26	878-879	22'				P			
	3:16	873-879	18/36				P			
	3:27	873-879	18/36				P			
	3:28	880-881	22				P			

COMMENTS:

* V-Vacuum, S-Spark, AP-Air Pressure, VI-Visual, I-Impact, AL-Air Lance

** B.- Bead, P - Patch, CS - Cap Strip

CHK'D BY: [signature]

SIGNATURE: [signature]

NYC Department of Environmental Protection

NON-DESTRUCTIVE SEAM TEST LOG

PROJECT NAME: Pelham Bay Landfill

PROJECT NO.: 876-HP

DATE	TIME	SEAM NUMBER	SEAM LENGTH	EQUIP. NUMBER	TECH.	TEST TYPE*	TEST P/F	REPAIR METHOD**	REPAIR TEST Y/N	REPAIR TEST TYPE*
11-21	3:35	881-882	48		TS	AP	AP	P	Y	V
	3:37	878-880	115		↓	↓	P	↓	↓	↓
	3:40	880-882	109'		↓	↓	P	↓	↓	↓
	3:49	882-885	148'		↓	↓	P	↓	↓	↓
	3:50	882-883	22'		↓	↓	P	↓	↓	↓
	3:51	883-885	157		↓	↓	P	↓	↓	↓

COMMENTS:

* V-Vacuum, S-Spark, AP-Air Pressure, VI-Visual, I-Impact, AL-Air Lance

** B - Bead, P - Patch, CS - Cap Strip

CHK'D BY: [signature]

SIGNATURE: [signature]

Sheet 220 of 241

NYC Department of Environmental Protection

NON-DESTRUCTIVE SEAM TEST LOG

PROJECT NAME: Pelham Bay Landfill

PROJECT NO.: 876-HP

DATE	TIME	SEAM NUMBER	SEAM LENGTH	EQUIP. NUMBER	TECH.	TEST TYPE*	TEST P/F	REPAIR METHOD**	REPAIR TEST Y/N	REPAIR TEST TYPE*
11-22	11:18	842-886	160		TS	AP	P	P	Y	V
	11:22	886-887	169'		↓	↓	P	↓	↓	↓
	12:57	887-888	170'				P			
	1:05	888-890	54/142				P			
	1:07	888-890	88/142				P			
	1:21	890-891	95				P			
	1:25	889-891	55				P			
	1:55	888-C	18'				P			
	1:57	887-B	11'				P			
	2:03	887 B	8'				P			
	2:04	886-A	16'				P			
	2:24	891-892	44'				P			
	2:25	889-892	53'				P			
	2:32	889-890	55				P			
	2:33	889-888	25		↓	↓	P	↓	↓	↓

COMMENTS:

* V-Vacuum, S-Spark, AP-Air Pressure, VI-Visual, I-Impact, AL-Air Lance

** B.- Bead, P - Patch, CS - Cap Strip

CHK'D BY: [signature]

SIGNATURE: [signature]

NYC Department of Environmental Protection

NON-DESTRUCTIVE SEAM TEST LOG

PROJECT NAME: Pelham Bay Landfill

PROJECT NO.: 876-HP

DATE	TIME	SEAM NUMBER	SEAM LENGTH	EQUIP. NUMBER	TECH.	TEST TYPE*	TEST P/F	REPAIR METHOD**	REPAIR TEST Y/N	REPAIR TEST TYPE*
12/5	2:52	994-674	18' E		NV	AP	P	P	Y	V
	2:53	995-673	18' E							
	3:00	995-996	115' T							
	3:10	995-996	70/115' B							
	3:02	996-997	112' E							
	2:57	996-672	17' E							
	2:58	671-997	18' E							
	3:17	997-998	116' E							
	3:18	998-670	15' E							
	3:23	999-669	16' E							
	3:30	998-999	111' T							
	3:40	999-1000	112' E							

COMMENTS:

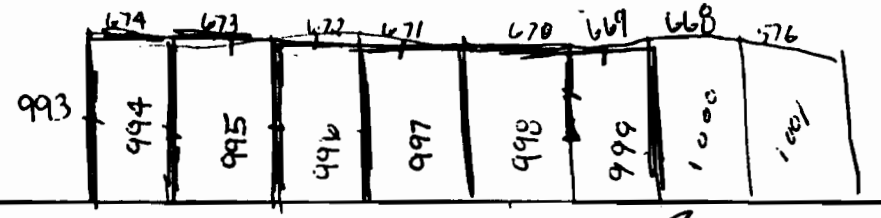

* V-Vacuum, S-Spark, AP Air Pressure, VI-Visual, I-Impact, AL-Air Lance

** B - Bead, P - Patch, CS - Cap Strip

CHK'D BY: _____ SIGNATURE: _____

1002-

111
33
78

12/

Sheet 236 of 241 1002-

NYC Department of Environmental Protection

NON-DESTRUCTIVE SEAM TEST LOG

PROJECT NAME: Pelham Bay Landfill

PROJECT NO.: 876-HP

DATE	TIME	SEAM NUMBER	SEAM LENGTH	EQUIP. NUMBER	TECH.	TEST TYPE*	TEST P/F	REPAIR METHOD**	REPAIR TEST Y/N	REPAIR TEST TYPE*
12-6	7:50	1000-668	13 E		NV	AP	P	P	Y	V
	8:16	1001-576	20 E							
	8:50	1000-1001	110 E							
	9:05	1001-1002	33/111 T							
	8:58	1001-1002	78/111 B							
	9:10	1002-1003	88/107 T							
	8:41	1002-1003	19/107 B							
	9:28	1003-1004	99 E							
	10:35	1002-581	7 E							
	10:28	1003-581	16 E							
	10:27	1004-580	16 E							
	11:02	1004-1005	112 L							
	11:39	1007-1008	96 E							
	11:25	1006-1007	25/116 T							
	11:35	1006-1007	91/116 B							

COMMENTS: * 1002-582 B+VT

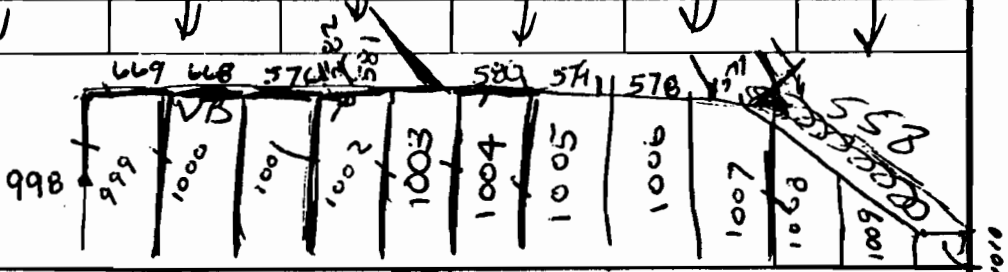

* V-Vacuum, S-Spark, AP-Air Pressure, VI-Visual, I-Impact, AL-Air Lance

** B - Bead, P - Patch, CS - Cap Strip

CHK'D BY: [signature]

SIGNATURE: [signature]

smm\92c4087\consform\NONDESTR.XLS

NYC Department of Environmental Protection

NON-DESTRUCTIVE SEAM TEST LOG

PROJECT NAME: Pelham Bay Landfill

PROJECT NO.: 876-HP

DATE	TIME	SEAM		EQUIP. NUMBER	TECH.	TEST		REPAIR	REPAIR TEST	
		NUMBER	LENGTH			TYPE*	P/F	METHOD**	Y/N	TYPE*
12-7	7:35	1005-1006	105 E		NV	AP	P	P	Y	V
	7:37	1005-579	20 E				P			
	7:87	1006-578	18 E				P			
	7:45	1007-558	22 E				P			
	7:47	1008-558	32 E				P			
	8:04	1008-1009	59 E				P			
	8:04	1009-558	31 E				P			
	8:13	1009-1010	31 E				P			
	8:14	1010-558	21 E				P			
	8:25	1010-559	11 E				P			
	8:16	1010-P	11 x2 CS				P			

COMMENTS: *1007-577 B+VT RM

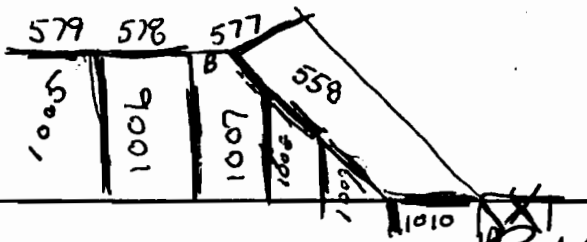

* V-Vacuum, S-Spark, AP-Air Pressure, VI-Visual, I-Impact, AL-Air Lance

** B - Bead, P - Patch, CS - Cap Strip

CHK'D BY: [signature]

SIGNATURE: [signature]

1006-7 11:35 B
11:25 T 25'
12-6

smm\92c4087\confform\NONDESTR.XLS

Sheet 238 of 241

NYC Department of Environmental Protection

NON-DESTRUCTIVE SEAM TEST LOG

PROJECT NAME: Pelham Bay Landfill

PROJECT NO.: 876-HP

DATE	TIME	SEAM NUMBER	SEAM LENGTH	EQUIP. NUMBER	TECH.	TEST TYPE*	TEST P/F	REPAIR METHOD**	REPAIR TEST Y/N	REPAIR TEST TYPE*
12-7	11:09	951-1011	39	40	NV	AT	P	P	Y	V
	12:45	1011-916	19	40						
	1:07	1011-1012	23/63 B	42						
	1:07	1011-1012	13/63 T	40						
	1:05	1011-1012	29/63 B	40						
	10:13	1012-1013	62	46						
	1:09	1012-915	19	40						
	1:19	1013-914	19	42						
	11:21	1014-914	7	40						
	1:20	1013-1014	20	46						
	1:30	1013-1015	16	41						
	1:32	1015-1016	19	42						
	2:02	1017-1014	29	30						
	2:13	1017-1015	17	48						
	2:14	1017-1016	26	42						

COMMENTS: * (1011-917) / (951-1011) Bottom 22' B+VT

1014-1015 + around outlet > B + VT

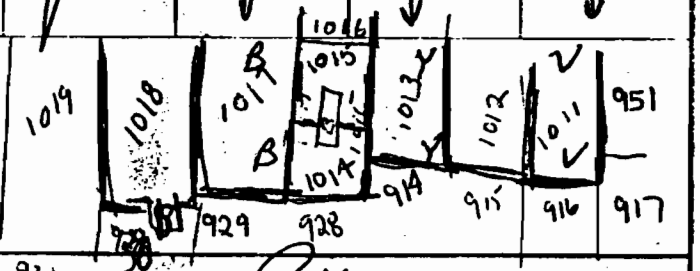

* V-Vacuum, S-Spark, AP-Air Pressure, VI-Visual, I-Impact, AL-Air Lance

** B - Bead, P - Patch, CS - Cap Strip

CHK'D BY: [signature]

SIGNATURE: [signature]

NYC Department of Environmental Protection

NON-DESTRUCTIVE SEAM TEST LOG

PROJECT NAME: Pelham Bay Landfill

PROJECT NO.: 876-HP

DATE	TIME	SEAM		EQUIP.	TECH.	TEST		REPAIR	REPAIR TEST	
		NUMBER	LENGTH	NUMBER		TYPE*	P/F	METHOD**	Y/N	TYPE*
12-7	2:03	1019-928	20' S	46	NV	AT	P	P	Y	V
	2:01	1017-929	14 S	40			P			
	2:31	1017-1018	65 E	44			P			
	2:50	1018-930	9 E	40			P			
	2:49	1018-1019	63 E	46-45			P			
	2:48	1019-931	19 S	40-39			P			
	3:47	1019-1020	20/58	40-40			P			
	3:48	1019-1020	38/58	40-40			P			
		~~1020-932~~		E			P			
	3:59	1021-1020	15/35	T 42			P			
	3:58	1021-1020	20/35	M 44			P			
									BAY	

COMMENTS:

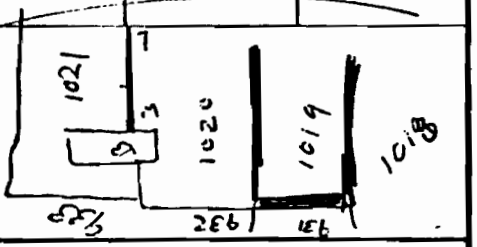

* V-Vacuum, S-Spark, AP-Air Pressure, VI-Visual, I-Impact, AL-Air Lance

** B - Bead, P - Patch, CS - Cap Strip

CHK'D BY: [signature]

SIGNATURE: RM

NYC Department of Environmental Protection

NON-DESTRUCTIVE SEAM TEST LOG

PROJECT NAME: Pelham Bay Landfill

PROJECT NO.: 876-HP

DATE	TIME	SEAM		EQUIP. NUMBER	TECH.	TEST		REPAIR	REPAIR TEST	
		NUMBER	LENGTH			TYPE*	P/F	METHOD**	Y/N	TYPE*
12 14	8:50	573-1054	ENT		NV	AP	P	P	Y	V
	8:52	1054-526	ENT				P			
	8:58	1054-1041	ENT				P			
	9:00	1041-525	ENT				P			
	9:05	1041-1042	ENT				P			
	9:09	1042-524	ENT				P			
	9:14	1042-1043	ENT				P			
	9:17	1043-516	ENT				P			
	9:22	1043-1044	ENT				P			
	9:27	1044-1045	ENT				P			
	9:30	1044-523	ENT				P			
	10:02	1045-1046	ENT				P			
	10:07	1046-1047	ENT				P			
	10:15	1047-522	ENT				P			
	10:22	1047-1048	ENT		↓	↓	P	↓	↓	↓

COMMENTS:

* V-Vacuum, S-Spark, AP-Air Pressure, VI-Visual, I-Impact, AL-Air Lance

** B - Bead, P - Patch, CS - Cap Strip

CHK'D BY: [signature]

SIGNATURE: [signature]

NYC Department of Environmental Protection

NON-DESTRUCTIVE SEAM TEST LOG

PROJECT NAME: Pelham Bay Landfill

PROJECT NO.: 876-HP

DATE	TIME	SEAM		EQUIP.	TECH.	TEST		REPAIR	REPAIR TEST	
		NUMBER	LENGTH	NUMBER		TYPE*	P/F	METHOD**	Y/N	TYPE*
12-14	10:30	1048-521	Ent		NV	AP	P	P	Y	V
	10:52	1048-1049	ENT				P			
	10:59	1049-520	ENT				P			
	11:10	1049-1050	ENT				P			
	11:15	1050-519	ENT				P			
	11:45	1050-1051	ENT				P			
	12:40	1051-518	ENT				P			
	12:52	1051-1052	ENT				P			
	1:06	1052-517	ENT				P			
	1:15	1052-1053	ENT				P			
	1:36	1053-54	ENT				P			

COMMENTS:

* V-Vacuum, S-Spark, AP-Air Pressure, VI-Visual, I-Impact, AL-Air Lance

** B - Bead, P - Patch, CS - Cap Strip

CHK'D BY: [signature]

SIGNATURE: PM

PANEL REPLACEMENT DATA

Sheet _____ of _____

NYC Department of Environmental Protection — **NON-DESTRUCTIVE SEAM TEST LOG**

PROJECT NAME: Pelham Bay Landfill — PROJECT NO.: 876-HP

DATE	TIME	SEAM		EQUIP.	TECH.	TEST		REPAIR	REPAIR TEST	
		NUMBER	LENGTH	NUMBER		TYPE*	P/F	METHOD**	Y/N	TYPE*
6/11/96	Pm	R32/R120	21'		CK	AP	P	B+P	Y	V
		R33/R120	28'							
		R33/R119	20'							
		R35/R118	22'							
		R36/R117	22'							
		R37/R116	22'							
		R39/R115	22							
		R40/R113	22'							
		R42/R112	22'							
		R43/R111	22'							
		R45/R108	22'							
		R46/R107	22'							
		R48/R107	8'							

COMMENTS:

* V-Vacuum, S-Spark, AP-Air Pressure, VI-Visual, I-Impact, AL-Air Lance

** B - Bead, P - Patch, CS - Cap Strip

CHK'D BY: _____ SIGNATURE: _____

Sheet _____ of _____

NYC Department of Environmental Protection — **NON-DESTRUCTIVE SEAM TEST LOG**

PROJECT NAME: Pelham Bay Landfill — PROJECT NO.: 876-HP

DATE	TIME	SEAM		EQUIP.	TECH.	TEST		REPAIR	REPAIR TEST	
		NUMBER	LENGTH	NUMBER		TYPE*	P/F	METHOD**	Y/N	TYPE*
6/11/96	AM	S71/Patch	63'	CK	CK	AP	P	B+P	Y	V
		R121/Patch	43'							
		R122/Patch	26'							
		R102/R121	10'							
		R100/R120	20'							
		R99/R119	20'							
		R97/R118	20'							
		R90/R117	20'							
		R88/R116	20'							
		R124/S73	20'							
		R124/Patch	17'							
		R124/S72	22'							
		R124/S132	26'							
		R123/S131	61'							
		R122/S130	20'							

COMMENTS:

* V-Vacuum, S-Spark, AP-Air Pressure, VI-Visual, I-Impact, AL-Air Lance

** B - Bead, P - Patch, CS - Cap Strip

CHK'D BY: _____ SIGNATURE: _____

smm\92c4087\consform\NONDESTR.XLS

Sheet _____ of _____

NYC Department of Environmental Protection — **NON-DESTRUCTIVE SEAM TEST LOG**

PROJECT NAME: Pelham Bay Landfill — PROJECT NO.: 876-HP

DATE	TIME	SEAM		EQUIP.	TECH.	TEST		REPAIR	REPAIR TEST	
		NUMBER	LENGTH	NUMBER		TYPE*	P/F	METHOD**	Y/N	TYPE*
6/11/96	Am	R113/R115	40'	~~CK~~	CK	AP	P	B+P	Y	V
		R114/R115	22'							
		R114/R116	144'							
		R115/R116	44'							
		R116/R117	185'							
		R117/R118	173'							
		R118/R119	170'							
		R119/R120	162'							
		R120/R121	53'							
		R120/R122	10'							
		R120/R122	118'							
		R122/R123	108'							
		R123/R124	61'							
		R121/R122	22'							
		R123/S71	20'							

COMMENTS:

* V-Vacuum, S-Spark, AP-Air Pressure, VI-Visual, I-Impact, AL-Air Lance

** B - Bead, P - Patch, CS - Cap Strip

CHK'D BY: _____ SIGNATURE: _____

Sheet _____ of _____

NYC Department of Environmental Protection — **NON-DESTRUCTIVE SEAM TEST LOG**

PROJECT NAME: Pelham Bay Landfill — PROJECT NO.: 876-HP

DATE	TIME	SEAM		EQUIP.	TECH.	TEST		REPAIR	REPAIR TEST	
		NUMBER	LENGTH	NUMBER		TYPE*	P/F	METHOD**	Y/N	TYPE*
6/10/96	PM	R81/R106	14'		CK	AP	P	B & P	Y	V
		R81/R108	8'							
		R82/R108	13'							
		R82/R109	8'							
		R84/R109	11'							
		R84/R112	9'							
		R85/R112	26'							

COMMENTS:

* V-Vacuum, S-Spark, AP-Air Pressure, VI-Visual, I-Impact, AL-Air Lance

** B - Bead, P - Patch, CS - Cap Strip

CHK'D BY: _____ SIGNATURE: _____

smum\92c4087\consform\NONDESTR.XLS

Sheet _____ of _____

NYC Department of Environmental Protection — **NON-DESTRUCTIVE SEAM TEST LOG**

PROJECT NAME: Pelham Bay Landfill — PROJECT NO.: 876-HP

DATE	TIME	SEAM NUMBER	SEAM LENGTH	EQUIP. NUMBER	TECH.	TEST TYPE*	TEST P/F	REPAIR METHOD**	REPAIR TEST Y/N	REPAIR TEST TYPE*
6/10/96	PM	R109/R110	22'		CK	AP	P	B+P	Y	V
		R109/R112	20'							
		R110/R112	112'							
		R111/R112	66'							
		R112/R113	181'							
		R113/R114	143'							
		R67/R107	22'							
		R69/R107	22'							
		R70/R107	22'							
		R72/R106	18'							
		R73/R106	22'							
		R75/R106	22'							
		R76/R106	22'							
		R78/R106	22'							
		R79/R106	8'							

COMMENTS:

* V-Vacuum, S-Spark, AP-Air Pressure, VI-Visual, I-Impact, AL-Air Lance

** B - Bead, P - Patch, CS - Cap Strip

CHK'D BY: _____ SIGNATURE: _____

Sheet _____ of _____

NYC Department of Environmental Protection — **NON-DESTRUCTIVE SEAM TEST LOG**

PROJECT NAME: Pelham Bay Landfill — PROJECT NO.: 876-HP

DATE	TIME	SEAM		EQUIP.	TECH.	TEST		REPAIR	REPAIR TEST	
		NUMBER	LENGTH	NUMBER		TYPE*	P/F	METHOD**	Y/N	TYPE*
6/10/96	Am	R98/TR2	13'		CK	AP	P	B o P	Y	V
		R99/TR2	8'							
		R99/TR1	11'							
		R100/TR1	10'							
		R100/696	11'							
		R101/696	6'							
		R101/695	15'							
		R103/695	6'							
		R106/R107	22'							
		R107/R108	80'							
		R106/R108	115'							
		R108/R111	66'							
		R110/R111	22'							
		R108/R110	112'							
		R108/R109	20'							

COMMENTS:

* V-Vacuum, S-Spark, AP-Air Pressure, VI-Visual, I-Impact, AL-Air Lance

** B - Bead, P - Patch, CS - Cap Strip

CHK'D BY: _____ SIGNATURE: _____

smum\92c4087\consform\NONDESTR.XLS

Sheet _____ of _____

NYC Department of Environmental Protection — **NON-DESTRUCTIVE SEAM TEST LOG**

PROJECT NAME: Pelham Bay Landfill — PROJECT NO.: 876-HP

DATE	TIME	SEAM NUMBER	SEAM LENGTH	EQUIP. NUMBER	TECH.	TEST TYPE*	TEST P/F	REPAIR METHOD**	REPAIR TEST Y/N	REPAIR TEST TYPE*
6/10/96	AM	R100/R101	64'		CK	AP	P	B+P	Y	V
		R100/R102	152'							
		R101/R102	22'							
		R101/R103	66'							
		R102/R104	75'							
		R102/R105	78'							
		R103/R104	91							
		R103/S33	8'							
		R104/R105	9'							
		R105/S71	29'							
		R105/S72	12'							
		R105/S33	32'							
		R104/S33	72'							
		R19/R103	66'							
		R98/TR3	8'							

COMMENTS:

* V-Vacuum, S-Spark, AP-Air Pressure, VI-Visual, I-Impact, AL-Air Lance

** B - Bead, P - Patch, CS - Cap Strip

CHK'D BY: _____ SIGNATURE: _____

smm\92c4087\consform\NONDESTR.XLS

Sheet _____ of _____

NYC Department of Environmental Protection — **NON-DESTRUCTIVE SEAM TEST LOG**

PROJECT NAME: Pelham Bay Landfill — PROJECT NO.: 876-HP

DATE	TIME	SEAM		EQUIP. NUMBER	TECH.	TEST		REPAIR	REPAIR TEST	
		NUMBER	LENGTH			TYPE*	P/F	METHOD**	Y/N	TYPE*
6/7/96	pm	R92/R94	128'		SP	AP	P	B, P	Y	V
		R91/R92	120'							
		R91/R93	57'							
		R91/R98	97'							
		R91/R97	117'							
		R97/R98	22'							
		R97/R99	117'							
		R98/R99	94'							
		R99/R100	213'							
		TR8/R95	9'							
		TR8/R96	10'							
		TR10/R96	8'							

COMMENTS:

* V-Vacuum, S-Spark, AP-Air Pressure, VI-Visual, I-Impact, AL-Air Lance

** B - Bead, P - Patch, CS - Cap Strip

CHK'D BY: _____ SIGNATURE: _____

Sheet _____ of _____

NYC Department of Environmental Protection — **NON-DESTRUCTIVE SEAM TEST LOG**

PROJECT NAME: Pelham Bay Landfill — PROJECT NO.: 876-HP

DATE	TIME	SEAM NUMBER	SEAM LENGTH	EQUIP. NUMBER	TECH.	TEST TYPE*	TEST P/F	REPAIR METHOD**	REPAIR TEST Y/N	REPAIR TEST TYPE*
6/7/96	am	R88/733	20'		SI	AP	P	B-P	Y	V
		R88/733	9'							
		R89/TR11	12'							
		R88/TR11	12'							
		TR7/R95	11'							
		TR7/R94	10'							
		TR5/R94	11'							
		TR5/R92	9'							
		TR4/R92	18'							
		TR4/R91	8'							
		TR3/R91	13'							
		R93/R94	16'							
		R92/R93	22'							
		R95/R96	50'							
		R94/R95	93'							

COMMENTS:

* V-Vacuum, S-Spark, AP-Air Pressure, VI-Visual, I-Impact, AL-Air Lance

** B - Bead, P - Patch, CS - Cap Strip

CHK'D BY: _____ SIGNATURE: _____

smm\92c4087\consform\NONDESTR.XLS

Sheet _____ of _____

NYC Department of Environmental Protection — **NON-DESTRUCTIVE SEAM TEST LOG**

PROJECT NAME: Pelham Bay Landfill — PROJECT NO.: 876-HP

DATE	TIME	SEAM		EQUIP.	TECH.	TEST		REPAIR	REPAIR TEST	
		NUMBER	LENGTH	NUMBER		TYPE*	P/F	METHOD**	Y/N	TYPE*
6/7/96	Am	R85/R87	247'		SP	AP	P	B or P	Y	V
		R87/R88	248'							
		R88/R89	165'							
		R88/R90	70'							
		R89/R90	22'							
		R90/R91	43'							
		R90/R93	34'							
		R89/R93	10'							
		R89/R94	45'							
		R89/R95	45'							
		R89/R96	45'							
		R89/Patch	14'							
		TR10/Patch	9'							
		R96/Patch	10'							
		R87/734	22'							

COMMENTS:

* V-Vacuum, S-Spark, AP-Air Pressure, VI-Visual, I-Impact, AL-Air Lance

** B - Bead, P - Patch, CS - Cap Strip

CHK'D BY: _____ SIGNATURE: _____

Sheet _____ of _____

NYC Department of Environmental Protection — **NON-DESTRUCTIVE SEAM TEST LOG**

PROJECT NAME: Pelham Bay Landfill — PROJECT NO.: 876-HP

DATE	TIME	SEAM		EQUIP.	TECH.	TEST		REPAIR	REPAIR TEST	
		NUMBER	LENGTH	NUMBER		TYPE*	P/F	METHOD**	Y/N	TYPE*
6/6/96	pm	S12/R81	5'		SP	AP	P	B+P	Y	V
		S12/R82	16'							
		737/R82	6'							
		737/R83	9'							
		736/R83	14'							
		736/R85	7'							
		735/R85	29'							
		R68/221	22'							
		R70/220	22'							
		R71/219	22'							
		R73/218	22'							
		R74/217	22'							
		R75/258	22'							
		R77/259	22'							
		R79/260	22'							

COMMENTS:

* V-Vacuum, S-Spark, AP-Air Pressure, VI-Visual, I-Impact, AL-Air Lance

** B - Bead, P - Patch, CS - Cap Strip

CHK'D BY: _____ SIGNATURE: _____

smm\92c4087\coasform\NONDESTR.XLS

Sheet _____ of _____

NYC Department of Environmental Protection — **NON-DESTRUCTIVE SEAM TEST LOG**

PROJECT NAME: Pelham Bay Landfill — PROJECT NO.: 876-HP

DATE	TIME	SEAM		EQUIP. NUMBER	TECH.	TEST		REPAIR METHOD**	REPAIR TEST	
		NUMBER	LENGTH			TYPE*	P/F		Y/N	TYPE*
6/6/96	p.m	TR6/T	22'	~~ST~~	SP	AP	P	B&P	Y	V
		TR8/'e	22'							
		TR9/	22'							
		TR11/'n	22'							
		S-11/R81	61'							
		S-11/R86	11'							
		S-10/R86	50'							
		S-11/R86	95'							
		R81/R86	161'							
		R81/R82	240'							
		R82/R84	147'							
		R82/R83	107'							
		R83/R84	22'							
		R83/R85	90'							
		R84/R85	153							

COMMENTS:

* V-Vacuum, S-Spark, AP-Air Pressure, VI-Visual, I-Impact, AL-Air Lance

** B - Bead, P - Patch, CS - Cap Strip

CHK'D BY: _____ SIGNATURE: _____

smm\92c4087\consform\NONDESTR.XLS

Sheet _____ of _____

NYC Department of Environmental Protection — **NON-DESTRUCTIVE SEAM TEST LOG**

PROJECT NAME: Pelham Bay Landfill — PROJECT NO.: 876-HP

DATE	TIME	SEAM NUMBER	SEAM LENGTH	EQUIP. NUMBER	TECH.	TEST TYPE*	TEST P/F	REPAIR METHOD**	REPAIR TEST Y/N	REPAIR TEST TYPE*
6/6/96		TR10/TR11	69'		ST	AP	P	B+P	Y	V
		TR 9/TR11	29'		↓	↓	↓	↓	↓	↓
		TR11/SE Tie-in	22'							
		TR11/SSE Tie-in	22'							
		TR11/SSW Tie-in	22'							
		TR11/SW Tie-in	22'							
		Patch SE/733	22'							
		Patch SSE/733	22'							
		Patch SSW/733	22'							
		Patch SW/733	22'							
		TR1/Tie	22'							
		TR2/Tie	22'							
		TR3/Tie	22'							
		TR4/	22'							
		TR5/ ↓	22'		↓	↓	↓	↓	↓	↓

COMMENTS:

* V-Vacuum, S-Spark, AP-Air Pressure, VI-Visual, I-Impact, AL-Air Lance

** B - Bead, P - Patch, CS - Cap Strip

CHK'D BY: _____ SIGNATURE: _____

Sheet _____ of _____

NYC Department of Environmental Protection — **NON-DESTRUCTIVE SEAM TEST LOG**

PROJECT NAME: Pelham Bay Landfill — PROJECT NO.: 876-HP

DATE	TIME	SEAM		EQUIP.	TECH.	TEST		REPAIR	REPAIR TEST	
		NUMBER	LENGTH	NUMBER		TYPE*	P/F	METHOD**	Y/N	TYPE*
6/6/96	Am	TR1/699 NE	16		SP	AP	P	B+P	Y	V
		TR1/699 NW	84		↓	↓	↓	↓	↓	↓
		TR1/TR2	122'							
		TR3/TR4	126'							
		TR2/TR3	123'							
		TR4/TR5 E	19'							
		TR4/TR5 W	103'							
		TR5/TR7	60'							
		TR5/TR6	57'							
		TR6/TR7	22'							
		TR7/TR8	60'							
		TR6/TR8	57'							
		TR8/TR9	37'							
		TR8/TR10	69'							
		TR9/TR10	22'		↓	↓	↓	↓	↓	↓

COMMENTS:

* V-Vacuum, S-Spark, AP-Air Pressure, VI-Visual, I-Impact, AL-Air Lance

** B - Bead, P - Patch, CS - Cap Strip

CHK'D BY: _____ SIGNATURE: _____

smm\92c4087\conform\NONDESTR.XLS

Sheet _____ of _____

NYC Department of Environmental Protection

NON-DESTRUCTIVE SEAM TEST LOG

PROJECT NAME: Pelham Bay Landfill

PROJECT NO.: 876-HP

DATE	TIME	SEAM		EQUIP.	TECH.	TEST		REPAIR	REPAIR TEST	
		NUMBER	LENGTH	NUMBER		TYPE*	P/F	METHOD**	Y/N	TYPE*
5/30/96		R57/Tie in	22'							
		R58/Tie in								
		R59/Tie in								
		R60/Tie in								
		R61/Tie in								
		R62/Tie in								
		R63/Tie in								
		R64/Tie in								
		R65/Tie in								
		R66/Tie in								
5/31/96		R56/R80	29'							
		R65/R80	22'							
		R66/R80	22'							
		R67/R80	22'							

COMMENTS:

* V-Vacuum, S-Spark, AP-Air Pressure, VI-Visual, I-Impact, AL-Air Lance

** B - Bead, P - Patch, CS - Cap Strip

CHK'D BY: _____ SIGNATURE: _____

Sheet _____ of _____

NYC Department of Environmental Protection

NON-DESTRUCTIVE SEAM TEST LOG

PROJECT NAME: Pelham Bay Landfill

PROJECT NO.: 876-HP

DATE	TIME	SEAM		EQUIP.	TECH.	TEST		REPAIR	REPAIR TEST	
		NUMBER	LENGTH	NUMBER		TYPE*	P/F	METHOD**	Y/N	TYPE*
5/30/96		R36/Tie in	22'							
		R37/Tie in								
		R38/Tie in								
		R40/Tie in								
		R41/Tie in								
		R43/Tie in								
		R44/Tie in								
		R46/Tie in								
		R47/Tie in								
		R49/Tie in								
		R50/Tie in								
		R52/Tie in								
		R53/Tie in								
		R55/Tie in								
		R56/Tie in								

COMMENTS:

* V-Vacuum, S-Spark, AP-Air Pressure, VI-Visual, I-Impact, AL-Air Lance

** B - Bead, P - Patch, CS - Cap Strip

CHK'D BY: _____ SIGNATURE: _____

Sheet _____ of _____

NYC Department of Environmental Protection

NON-DESTRUCTIVE SEAM TEST LOG

PROJECT NAME: Pelham Bay Landfill

PROJECT NO.: 876-HP

DATE	TIME	SEAM		EQUIP.	TECH.	TEST		REPAIR	REPAIR TEST	
		NUMBER	LENGTH	NUMBER		TYPE*	P/F	METHOD**	Y/N	TYPE*
5/30/96		R72/R73	126'							
		R71/R73	116'							
		R73/R75	195'							
		R73/R74	46'							
		R75/R76	195'							
		R74/R76	46'							
		R74/R75	22'							
		R76/R78	88'							
		R76/R77 ✓	155							
		R77/R78 ✓	22'							
		R78/R79 ✓	88'							
		R77/R79 ✓	155'							
		R32/Tie in	22'							
		R33/Tie in								
		R34/Tie in	↓							

COMMENTS:

* V-Vacuum, S-Spark, AP-Air Pressure, VI-Visual, I-Impact, AL-Air Lance

** B - Bead, P - Patch, CS - Cap Strip

CHK'D BY: _____ SIGNATURE: _____

Sheet _____ of _____

NYC Department of Environmental Protection — **NON-DESTRUCTIVE SEAM TEST LOG**

PROJECT NAME: Pelham Bay Landfill — PROJECT NO.: 876-HP

DATE	TIME	SEAM		EQUIP.	TECH.	TEST		REPAIR	REPAIR TEST	
		NUMBER	LENGTH	NUMBER		TYPE*	P/F	METHOD**	Y/N	TYPE*
5/30/96		R48/R67	22'							
		R49/R67								
		R51/R67								
		R52/R67								
		R53/R67								
		R54/R67								
		R56/R67	22'							
		R67/R69	56'							
		R67/R68	180'							
		R68/R69	22'							
		R69/R70	56'							
		R68/R70	180'							
		R70/R72	126'							
		R70/R71	116'							
		R71/R72	22'							

COMMENTS:

* V-Vacuum, S-Spark, AP-Air Pressure, VI-Visual, I-Impact, AL-Air Lance

** B - Bead, P - Patch, CS - Cap Strip

CHK'D BY: _____ SIGNATURE: _____

Sheet _____ of _____

NYC Department of Environmental Protection

NON-DESTRUCTIVE SEAM TEST LOG

PROJECT NAME: Pelham Bay Landfill

PROJECT NO.: 876-HP

DATE	TIME	SEAM		EQUIP	TECH.	TEST		REPAIR	REPAIR TEST	
		NUMBER	LENGTH	NUMBER		TYPE*	P/F	METHOD**	Y/N	TYPE*
5/28/96		R61/R62 ✓	68'							
		R62/R63 ✓	74'							
		R63/R64 ✓	75'							
		R64/R65 ✓	75'							
		R65/R66 ✓	55'							
		R62/R56 ✓	22'							
		R63/R56 ✓	22'							
		R64/R56 ✓	22'							
		R65/R56 ✓	22'							
		R66/R56 ✓	22'							

COMMENTS:

* V-Vacuum, S-Spark, AP-Air Pressure, VI-Visual, I-Impact, AL-Air Lance

** B - Bead, P - Patch, CS - Cap Strip

CHK'D BY: _____ SIGNATURE: _____

smm\92c4087\consform\NONDESTR.XLS

Sheet _____ of _____

NYC Department of Environmental Protection

NON-DESTRUCTIVE SEAM TEST LOG

PROJECT NAME: Pelham Bay Landfill

PROJECT NO.: 876-HP

DATE	TIME	SEAM		EQUIP.	TECH.	TEST		REPAIR	REPAIR TEST	
		NUMBER	LENGTH	NUMBER		TYPE*	P/F	METHOD**	Y/N	TYPE*
5/28	1800/PM	R65/R54 ✓	20		CT	AP	P			
		R55/R56 ✓	58		CT	AP	P			
		R57/R56 ✓	21		CT	AP	P			
		R57/R58 ✓	43		CT	AP	P			
		R59/R58 ✓	49			AP	P			
		R58/R56 ✓	20			AP	P			
		R59/R56 ✓	21			AP	P			
		R60/R56 ✓	9			AP	P			
		R60/R56 ✓	12			AP	P			
		R61/R56 ✓	21		CT	AP	P			
		R61/R60 ✓	63			AP	P			
		R59/R60 ✓	54			AP	P			
		R44/R45 ✓	22'			AP	P			
						AP	P			
						AP	P			

COMMENTS:

* V-Vacuum, S-Spark, AP-Air Pressure, VI-Visual, I-Impact, AL-Air Lance

** B - Bead, P - Patch, CS - Cap Strip

CHK'D BY: _____

SIGNATURE: _____

Sheet _____ of _____

NYC Department of Environmental Protection — **NON-DESTRUCTIVE SEAM TEST LOG**

PROJECT NAME: Pelham Bay Landfill — PROJECT NO.: 876-HP

DATE	TIME	SEAM NUMBER	SEAM LENGTH	EQUIP. NUMBER	TECH.	TEST TYPE*	TEST P/F	REPAIR METHOD**	REPAIR TEST Y/N	REPAIR TEST TYPE*
5/20/96	7:15	R1/S159 V	14'	—	CT	AP	P			
	7:16	R2/S160 V	10'		CT	AP	P			
	7:17	R3/S-185 V	22'		CT	AP	P			
	7:18	R4/S-187 V	22'		CT	AP	P			
	8:36	R1/R2 V	15		CT	AP	P			
	8:36	R2/R3 V	19		CT	AP	P			
	8:37	R3/R4 V	27		CT	AP	P			
	8:37	R4/R5 V	36		CT	AP	P			
	8:39	R5/R6 V	42		CT	AP	P			
	8:39	R6/R7 V	53		CT	AP	P			
	8:40	R7/R8 V	51		CT	AP	P			
	8:55	R8/E(S)193 DC	17		CT	AP	P			
	8:55	R8/E(N)S193 DC	5		CT	AP	P			
	8:55 E/9:15	R8/R9 V	42'		CT	AP	P			
	8:55	R7/E(S)/S-192 V	22'		CT	AP	P			

COMMENTS:



* V-Vacuum, S-Spark, AP-Air Pressure, VI-Visual, I-Impact, AL-Air Lance

** B - Bead, P - Patch, CS - Cap Strip

CHK'D BY: _____ SIGNATURE: Yuri Mykolayevych

PM

smm\92c4087\consform\NONDESTR.XLS

Sheet _____ of _____

NYC Department of Environmental Protection **NON-DESTRUCTIVE SEAM TEST LOG**

PROJECT NAME: Pelham Bay Landfill PROJECT NO.: 876-HP

DATE	TIME	SEAM NUMBER	SEAM LENGTH	EQUIP. NUMBER	TECH.	TEST TYPE*	TEST P/F	REPAIR METHOD**	REPAIR TEST Y/N	REPAIR TEST TYPE*
5/20/96	9:08	R9/EV S-195 DC	19'		CT	AP	F			
5/20	9:15	R9/R10	46'		CT	AP	P			
5/20	9:21	R5/EV midway DC S-189	32'		CT		P			
	10:59	R10/EV S-197 DC	22'		CT		P			
	11:00	R10/R11	47'		CT		P			
	11:00	R11/EV S-198 DC	22'		CT		P			
	11:01	R11/R12	50'		CT		P			
	11:02	R12/EV S-200 DC	22'		CT		P			
	11:02	R12/R13	54'		CT		P			
	11:06	R13/EV S-203 DC	22'		CT		P			
	11:12	R14/EV S-204 DC	22'		CT		P			
	11:20	R14/R15	62'		CT		P			
	11:21	R15/EV S-206 DC	22'		CT		P			
	11:25	R15/R16	68'		CT		P			
5/20/96	11:35	R16/EV	22'		CT		P			
	~~11:38~~	~~R16/R17~~	~~71'~~		~~CT~~		~~P~~			

COMMENTS:

* V-Vacuum, S-Spark, AP-Air Pressure, VI-Visual, I-Impact, AL-Air Lance

** B - Bead, P - Patch, CS - Cap Strip

CHK'D BY: _____ SIGNATURE: Yuri Mykolayevzel

Sheet _____ of _____

NYC Department of Environmental Protection

NON-DESTRUCTIVE SEAM TEST LOG

PROJECT NAME: Pelham Bay Landfill

PROJECT NO.: 876-HP

DATE	TIME	SEAM NUMBER	SEAM LENGTH	EQUIP. NUMBER	TECH.	TEST TYPE*	TEST P/F	REPAIR METHOD**	REPAIR TEST Y/N	REPAIR TEST TYPE*
5/20/96	11:38	R16/R17 ✓	71'		CT	AT	P			
	12:35	R17/EW ✓	22'		CT		P			
	12:35	R17/R18 ✓	73'		CT		P			
	12:40	R17/EN ✓	22'		CT		P			
	12:40	R18/EW ✓	22'		CT		P			
	12:55	R18/N ✓	22'		CT		P			
	13:01	R13/R14 ✓	57'		CT		P			
	13:45	R8/E ✓	22		CT		P			
	13:45	R7/E ✓	22		CT		P			
	13:45	R6/E ✓	22		CT		P			
	13:50	R5/E ✓	22		CT		P			
	13:55	R4/E ✓	22		CT		P			
	13:55	R3/E ✓	22		CT		P			
	14:10	R2/E ✓	22		CT	↓	P			
5/20/96	14:10	R1/E ✓	[redacted]		CT	AT	P			

COMMENTS:

* V-Vacuum, S-Spark, AP-Air Pressure, VI-Visual, I-Impact, AL-Air Lance

** B - Bead, P - Patch, CS - Cap Strip

CHK'D BY: _____ SIGNATURE: Yuri Mykolayevych

smm\r '087\conform\NONDESTR.XLS

Sheet _____ of _____

NYC Department of Environmental Protection

NON-DESTRUCTIVE SEAM TEST LOG

PROJECT NAME: Pelham Bay Landfill

PROJECT NO.: 876-HP

DATE	TIME	SEAM		EQUIP. NUMBER	TECH.	TEST		REPAIR METHOD**	REPAIR TEST	
		NUMBER	LENGTH			TYPE*	P/F		Y/N	TYPE*
5-20	7:20	R6/190	20'							
	14:10	R1/159	7'							
	14:25	R10/425	15							
	14:45	R9/195	20'							
	14:50	R11/426	15'							
	14:50	R11/426	6'							

COMMENTS:

* V-Vacuum, S-Spark, AP-Air Pressure, VI-Visual, I-Impact, AL-Air Lance

** B - Bead, P - Patch, CS - Cap Strip

CHK'D BY: [signature]

SIGNATURE: Y M

Sheet _____ of _____

NYC Department of Environmental Protection

NON-DESTRUCTIVE SEAM TEST LOG

PROJECT NAME: Pelham Bay Landfill

PROJECT NO.: 876-HP

DATE	TIME	SEAM		EQUIP.	TECH.	TEST		REPAIR	REPAIR TEST	
		NUMBER	LENGTH	NUMBER		TYPE*	P/F	METHOD**	Y/N	TYPE*
5-21	7:30	R12/427	20'	—	CT	AP	P			
	7:35	R13/428	12'							
		R13/429	-C.S.							
	7:37	R14/429	18'							
	7:37	R14/430	3'							
	7:40	R15/430	13'							
	7:40	R15/430	6'							
	7:40	R15/431	3'							
	7:44	R16/431	4'							
	7:44	R16/431	12							
	7:45	R16/476	4'							
	7:45	R17/476	17'							
	7:47	R17/477	4'							
	7:47	R18/477	15							
					↓	↓	↓			

COMMENTS:

* V-Vacuum, S-Spark, AP-Air Pressure, VI-Visual, I-Impact, AL-Air Lance

** B - Bead, P - Patch, CS - Cap Strip

CHK'D BY: _____ SIGNATURE: P Mack

smm\92c4087\consform\NONDESTR.XLS

Sheet _____ of _____

NYC Department of Environmental Protection

NON-DESTRUCTIVE SEAM TEST LOG

PROJECT NAME: Pelham Bay Landfill

PROJECT NO.: 876-HP

DATE	TIME	SEAM NUMBER	SEAM LENGTH	EQUIP. NUMBER	TECH.	TEST TYPE*	TEST P/F	REPAIR METHOD**	REPAIR TEST Y/N	REPAIR TEST TYPE*
5/22/96 Wed	8:00	Smoo R22 / New Rough R691	20'		Chan Thalq	Air Press	P			
	8:00	R21 / R692	20'		CT	AP	P			
	7:58	R20 / R693	20'		CT		P			
	7:58	R19 / R694	21'		CT		P			
	8:55	R23 / R690	20'				P			
	8:40	R24 / R689	20'				P			
	8:40	R25 / R688	17'				P			
	8:45	R25 / R687	5'				P			
	7:58	R19 / R20	67'				P			
	8:00	R20 / R21	68'				P			
	8:00	R21 / R22	63'				P			
	8:18	R22 / R23	63'				P			
	8:55	R23 / R24	64'				P			
	8:40	R24 / R25	61'				P			
5/22/96	8:45	R25 / R26	61'		Chan Thalq	AP Press	P			

COMMENTS:

* V-Vacuum, S-Spark, AP-Air Pressure, VI-Visual, I-Impact, AL-Air Lance

** B - Bead, P - Patch, CS - Cap Strip

CHK'D BY: _____

SIGNATURE: Yuri Mykolayewych

smm\92c4087\conform\NONDESTR.XLS

Sheet _____ of _____

NYC Department of Environmental Protection — **NON-DESTRUCTIVE SEAM TEST LOG**

PROJECT NAME: Pelham Bay Landfill — PROJECT NO.: 876-HP

DATE	TIME	SEAM NUMBER	SEAM LENGTH	EQUIP NUMBER	TECH.	TEST TYPE*	TEST P/F	REPAIR METHOD**	REPAIR TEST Y/N	REPAIR TEST TYPE*
5/22/96	8:45	R26/R687	✓ 13'		Chan Thalu	Air Pr	P			
	9:00	R26/R686	✓ 7'		CT		P			
		R26/NE	✓ 12'				P			
~~2 parts~~ →	9:04 N ~~S~~	R26/R27	✓ 47'				P			
2 parts →	9:25 N 12:45 S	R27/R28	✓ 60'				P/P			
2 parts	9:45 N 11:38 S	R28/R29	✓ 73'				P/P			
	10:30	R29/R30	✓ 72'				P			
	11:00	R30/R31	✓ 43'				P			
	~~9:12~~	R29/NW775	✓ 2'			Vacuum	—			
		R27/NNW775	✓ 5'			Vacuum	—			
	9:25	R27/N775	✓ 11'			Air Pr.	P			
	9:25	R28/NNW775	✓ 7'				P			
	9:45	R28/NNE(R776)	✓ 2'				P			
	9:45	R29/P776	✓ 11'				P			
	10:35	R29/R777	✓ 10'				P			

COMMENTS:

* V-Vacuum, S-Spark, AP-Air Pressure, VI-Visual, I-Impact, AL-Air Lance

** B - Bead, P - Patch, CS - Cap Strip

CHK'D BY: _____ SIGNATURE: Yuri Mykolayevych

smm\97-4087conform\NONDESTR.XLS

Sheet _____ of _____

NYC Department of Environmental Protection — **NON-DESTRUCTIVE SEAM TEST LOG**

PROJECT NAME: Pelham Bay Landfill — PROJECT NO.: 876-HP

DATE	TIME	SEAM NUMBER	SEAM LENGTH	EQUIP. NUMBER	TECH.	TEST TYPE*	TEST P/F	REPAIR METHOD**	REPAIR TEST Y/N	REPAIR TEST TYPE*
5/22/96	10:35	R30 | (NW) P777	8'		Chas Thalg	Air Pres.	P			
	11:05	R30 | P778 NE	13		CT	↓	↓			
	11:00	R31 | P778 NW	6'		↓	↓	↓			
	11:00	R31 | P779 NE	6							
	11:15	R31 | P779 ENE	21							
	11:15	R31 | (S87) ESE	21							
	11:30	R30 | S87	31							
	11:30	R29 | P80	21							
	11:38	R28 | S82	22							
	12:45	R28 | S83	4							
	12:45	R27 | S83	15							
	12:49	R27 | S84	6							
	12:49	R26 | P81? S	21							
2 parts SE SW	12:35	R25 | S79	10&16=26							
	1:15	R24 | P78	22		↓	↓	↓			

COMMENTS:

* V-Vacuum, S-Spark, AP-Air Pressure, VI-Visual, I-Impact, AL-Air Lance

** B - Bead, P - Patch, CS - Cap Strip

CHK'D BY: _____ SIGNATURE: Yuri Mykolayenko

Sheet _____ of _____

NYC Department of Environmental Protection

NON-DESTRUCTIVE SEAM TEST LOG

PROJECT NAME: Pelham Bay Landfill

PROJECT NO.: 876-HP

DATE	TIME	SEAM		EQUIP.	TECH.	TEST		REPAIR	REPAIR TEST	
		NUMBER	LENGTH	NUMBER		TYPE*	P/F	METHOD**	Y/N	TYPE*
5/22/96	pm	R23/SS-38	20		Chan Thala	Air Pres	P			
	↓	R22/SS-37	20		CT	↓	↓	↓		
		R21/SS-36	20		↓					
		R20/SS-35	20							
	↓	R19/SS-34	20		↓	↓	↓	↓		
		S693/R-21	4'			V-Box	P			
		S-692/R-22	22'			V-Box	P			

COMMENTS:

* V-Vacuum, S-Spark, AP-Air Pressure, VI-Visual, I-Impact, AL-Air Lance

** B - Bead, P - Patch, CS - Cap Strip

CHK'D BY: _____

SIGNATURE: Yuri Mykolayevych

Sheet _____ of _____

NYC Department of Environmental Protection

NON-DESTRUCTIVE SEAM TEST LOG

PROJECT NAME: Pelham Bay Landfill

PROJECT NO.: 876-HP

DATE	TIME	SEAM NUMBER	SEAM LENGTH	EQUIP. NUMBER	TECH.	TEST TYPE*	TEST P/F	REPAIR METHOD**	REPAIR TEST Y/N	REPAIR TEST TYPE*
5/24/96	12:55	R32/S152 ✓	17'	—	CT	AP	P			
↓	2:00	R33/ ? ✓	9'		CT	AP	P			
↓	2:00	R33/ ? ✓	8'		CT	AP	P			
5/28/96	8:00 AM	R32/R33 ✓	218'		CT	AP	P			
5/24/96	2:02	R33/R34 ✓	92'		CT	AP	P			
↓	2:02	R34/ ? ✓	15'		CT	AP	P			
↓	2:05	R34/ ? ✓	7'		CT	AP	P			
↓	2:13	R34/R36 ✓	107'		CT	AP	P			
↓	2:05	R36/ ? ✓	12'							
↓		R36/ ? ✓	3'							
5/28/96		R33/R35 ✓	111'							
↓		R35/R36 ✓	111'							
↓		R36/R37 ✓	214'							
↓		R37/R38 ✓	58'							
↓		R34/R35 ✓	22'							

COMMENTS:

* V-Vacuum, S-Spark, AP-Air Pressure, VI-Visual, I-Impact, AL-Air Lance

** B - Bead, P - Patch, CS - Cap Strip

CHK'D BY: _____ SIGNATURE: _____

Sheet _____ of _____

NYC Department of Environmental Protection — **NON-DESTRUCTIVE SEAM TEST LOG**

PROJECT NAME: Pelham Bay Landfill — PROJECT NO.: 876-HP

DATE	TIME	SEAM NUMBER	SEAM LENGTH	EQUIP. NUMBER	TECH.	TEST TYPE*	TEST P/F	REPAIR METHOD**	REPAIR TEST Y/N	REPAIR TEST TYPE*
5/28	8:15	R37/38 ✓	124'			AP	P			
		R40/39 ✓	156			AP	P			
		R42/R40 ✓	168			AP	P			
		R43/R42 ✓	177			AP	P			
		R43/R45 ✓	74			AP	P			
	→	R43/R44 ✓	147			AP	P			
		R39/R37 ✓	20			AP	P			
		R38/R39 ✓	20			AP	P			
		R42/41 ✓	20			AP	P			
		R48/46 ✓	112			AP	P			
		R47/R46 ✓	109			AP	P			
	→	R46/44 ✓	146			AP	P			
		R45/R46 ✓	77			AP	P			
		R41/R43 ✓	39			AP	P			
	→	R49/47 ✓	109			AP	P			
		R40/R38 ✓	54							
		R41/R40 ✓	42							
		R43/R41 ✓	39							

COMMENTS:

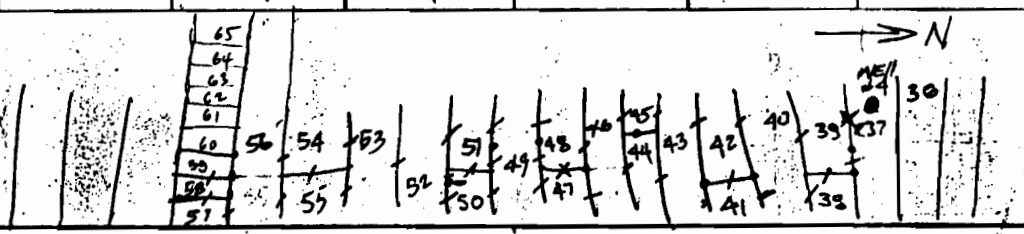

* V-Vacuum, S-Spark, AP-Air Pressure, VI-Visual, I-Impact, AL-Air Lance

** B - Bead, P - Patch, CS - Cap Strip

CHK'D BY: _____ SIGNATURE: _____

Sheet _____ of _____

NYC Department of Environmental Protection

NON-DESTRUCTIVE SEAM TEST LOG

PROJECT NAME: Pelham Bay Landfill

PROJECT NO.: 876-HP

DATE	TIME	SEAM		EQUIP.	TECH.	TEST		REPAIR	REPAIR TEST	
		NUMBER	LENGTH	NUMBER		TYPE*	P/F	METHOD**	Y/N	TYPE*
5/28	9~~20~~AM	R50/R49	48		AP	AP	P			
		R48/R47 ✓	21			AP	P			
		R49/lower R48 ✓	32			AP	P			
		49/upper 48 ✓	84			AP	P			
		R51/upper R49 ✓	129			AP	P			
		R51/lower R49 ✓	40			AP	P			
		R51/R50 ✓	21			AP	P			
		R50/R49 ✓	48			AP	P			
		R52/R50	33			AP	P			
		R52/R50	7			AP	P			
		R52/R51 ✓	177			AP	P			
		R53/R52 ✓	237			AP	P			
		R55/53 ✓	61			AP	P			
		R54/53 ✓	177			AP	P			
		R54/56 ✓	178			AP	P			

COMMENTS:

* V-Vacuum, S-Spark, AP-Air Pressure, VI-Visual, I-Impact, AL-Air Lance

** B - Bead, P - Patch, CS - Cap Strip

CHK'D BY: _____ SIGNATURE: _____

B-5 HDPE Geomembrane Trial Seam Log

HDPE GEOMEMBRANE
TRIAL SEAM LOG - WEEKLY DATA SUMMARY
PELHAM BAY LANDFILL CLOSURE AND FINAL REMEDIATION

Dates	Equipment Type*	Number of Peel/Shear Tests Conducted	Peel Test Break Value Range **	Shear Test Break Value Range **
5/3/95 to 5/4/95	E, F	24	65 (E) to 161.0 (F)	164.2 (E) to 199.2 (F)
5/8/95 to 5/12/95	E, F	30	79.7 (E) to 195.6 (F)	140.1 (F) to 202 (F)
5/15/95 to 5/18/95	E, F	54	81.4 (E) to 170.2 (F)	159 (E) to 205.3 (F)
5/22/95 to 5/25/95	E, F	72	74 (E) to 154 (F)	153 (F) to 193 (F)
5/30/95 to 6/2/95	E, F	58	77.1 (E) to 151 (E)	154.5 (E) to 191 (F)
6/5/95 to 6/9/95	E, F	52	97 (F) to 153 (E)	142 (F) to 187 (F)
6/12/95 to 6/16/95	E, F	36	98 (E) to 144 (F)	154 (F) to 184 (E)
6/19/95 to 6/23/95	E, F	62	81 (E) to 153 (F)	140 (F) to 178 (E)
6/28/95 to 6/30/95	E, F	44	95 (F) to 159 (E)	145 (F) to 200 (E)
7/3/95 to 7/7/95	E, F	64	93 (E) to 146 (E)	152 (F) to 194 (F)
7/10/95 to 7/14/95	E, F	72	81 (E) to 143 (E)	127 (F) to 173 (F)
7/17/95 to 7/20/95	E, F	48	85 (F) to 143.0 (E)	141 (E) to 181.0 (E)
7/24/95 to 7/28/95	E, F	76	69 (E) to 137 (E)	137 (F) to 174 (F)
7/31/95 to 8/4/95	E, F	66	67 (E) to 138 (E)	127 (E) to 180 (F)
8/7/95 to 8/11/95	E, F	74	88 (E) to 148 (E)	136.1 (F) to 174 (F)
8/14/95 to 8/18/95	E, F	86	74 (E) to 142 (F)	140.4 (E) to 172 (F)
8/21/95 to 8/25/95	E, F	68	82 (E) to 148 (E)	143 (E) to 182 (F)
8/28/95 to 9/1/95	E, F	58	76 (?) to 145 (E)	150 (E) to 188 (E)
9/5/95 to 9/8/95	E, F	54	80 (E) to 155 (F)	153 (E) to 195 (E)
9/11/95 to 9/15/95	E, F	70	33 (F) to 155 (F)	152 (E) to 194 (E)
9/18/95 to 9/22/95	E, F	68	88 (E) to 163 (E)	111 (E) to 214 (F)
9/25/95 to 9/29/99	E, F	48	82 (F) to 155 (F)	146 (E) to 199 (E)
10/2/95 to 10/6/95	E, F	34	73 (E) to 153 (F)	142 (E) to 187 (F)
10/10/95 to 10/13/95	E, F	72	69 (E) to 160 (F)	146 (E) to 209 (F)
10/16/95 to 10/20/95	E, F	88	86 (E) to 168 (F)	157 (F) to 213 (F)
10/23/95 to 10/27/95	E, F	72	80 (E) to 189 (F)	148 (E) to 203 (E)
10/30/95 to 11/3/95	E, F	38	94 (E) to 158 (E)	156 (E) to 208 (E)

Prepared by: S. Albrecht, E. Nathanson
Checked by: K. Petruzzelli

HDPE GEOMEMBRANE
TRIAL SEAM LOG - WEEKLY DATA SUMMARY
PELHAM BAY LANDFILL CLOSURE AND FINAL REMEDIATION

Dates	Equipment Type*	Number of Peel/Shear Tests Conducted	Peel Test Break Value Range **	Shear Test Break Value Range **
11/6/95 to 11/10/95	E, F	58	81 (E) to 170 (F)	131 (E) to 218 (F)
11/13/95 to 11/18/95	E, F	90	66 (E) to 178 (F)	147 (E) to 228 (F)
11/20/95 to 11/25/95	E, F	116	60 (E) to 184 (E)	152 (E) to 239 (F)
11/27/95 to 12/1/95	E, F	86	79 (E) to 169 (F)	109 (E) to 218 (F)
12/4/95 to 12/8/95	E, F	114	72 (E) to 175 (E)	160 (F) to 226 (E)
12/12/95 to 12/15/95	E, F	34	93 (E) to 172 (F)	155 (E) to 275 (E)
12/18/95	E, F	12	85 (E) to 155 (F)	158(E) to 227 (F)
4/11/96 to 4/12/96	E	6	88 (E) to 109 (E)	121 (E) to 151 (E)
4/15/96 to 4/18/96	E	11	72 (E) to 123 (E)	141 (E) to 166 (E)
4/22/96	E	2	108 (E) to 112 (E)	154 (E) to 156 (E)
5/1/96 to 5/2/96	E	16	98 (E) to 142 (E)	164 (E) to 188 (E)
5/16/96 to 5/17/96	E, F	18	110 (F) to 149 (E)	146 (F) to 174 (F)
5/20/96 to 5/24/96	E, F	54	81 (E) to 169 (E)	118 (E) to 165 (F)
5/28/96 to 5/31/96	E, F	46	80 (E) to 165 (E)	134 (F) to 199 (F)
6/4/96 to 6/7/96	S/S, S/T, T/T, E, F	64	82 (S/S) to 146 (S/S)	140 (S/S) to 174 (E)
6/10/96 to 6/11/96	S/S, S/S-E	12	106 (S/S) to 147 (S/S-E)	145 (S/S) to 167 (S/S-E)
11/13/96	E, F	10	75 (E) to 143 (F)	183(E) to 225 (F)

* Equipment Type
E = Extrusion
F = Fusion
S/S =
S/T =

** Passing Values
Peel Test >/= 60 ppi
Shear Test >/= 108 ppi

Prepared by: S. Albrecht, E. Nathanson
Checked by: K. Petruzzelli

B-6 HDPE Geomembrane Contractor Destructive Seam Strength Testing

HDPE GEOMEMBRANE CONTRACTOR DESTRUCTIVE SEAM STRENGTH TESTING
PELHAM BAY LANDFILL CLOSURE AND FINAL REMEDIATION

Sample Number	Sample Date	PEEL EVALUATION Mean Maximum Tension (PPI)	Pass / Fail	SHEAR EVALUATION Mean Maximum Tension (PPI)	Remarks
DS-1	05/03/1995	131	Pass	195	
DS-2	05/03/1995	132	Pass	193	
DS-3	05/03/1995	136	Pass	190	
DS-4	05/04/1995	142	Pass	184	
DS-5	05/04/1995	130	Pass	185	
DS-6	05/04/1995	119	Pass	179	
DS-7	05/04/1995	127	Pass	180	
DS-8	05/08/1995	145	Pass	193	
DS-9	05/08/1995	130	Pass	174	
DS-10	05/08/1995	138	Pass	194	
DS-11	not provided	118	Pass	178	
DS-12	not provided	124	Pass	168	
DS-13	not provided	132	Pass	178	
DS-14	not provided	127	Pass	191	
DS-15	not provided	144	Pass	189	
DS-16	not provided	146	Pass	177	
DS-17	05/15/1995	135	Pass	186	
DS-18	not provided	132	Pass	179	
DS-19	not provided	129	Pass	167	
DS-20	not provided	131	Pass	171	
DS-21	not provided	135	Pass	199	
DS-22	not provided	123	Pass	172	1 of 5 peel tests below spec (88)
DS-23	not provided	133	Pass	172	
DS-24	not provided	133	Pass	178	
DS-25	not provided	133	Pass	171	
DS-26	not provided	131	Pass	183	
DS-27	05/17/1995	130	Pass	196	
DS-28	05/17/1995	135	Pass	189	
DS-29	05/22/1995	128	Pass	173	

Prepared by: E. Nathanson
Checked by: S. Albrecht 6/23/99

HDPE GEOMEMBRANE CONTRACTOR DESTRUCTIVE SEAM STRENGTH TESTING
PELHAM BAY LANDFILL CLOSURE AND FINAL REMEDIATION

Sample Number	Sample Date	PEEL EVALUATION Mean Maximum Tension (PPI)	Pass / Fail	SHEAR EVALUATION Mean Maximum Tension (PPI)	Remarks
DS-30	05/22/1995	134	Pass	175	
DS-31	05/22/1995	130	Pass	166	
DS-32	05/22/1995	138	Pass	166	
DS-33	05/22/1995	131	Pass	172	
DS-34	05/22/1995	122	Pass	166	
DS-35	05/22/1995	139	Pass	165	
DS-36	05/22/1995	131	Pass	168	
DS-37	05/22/1995	124	Pass	163	
DS-38	05/24/1995	136	Pass	174	
DS-39	05/24/1995	138	Pass	176	
DS-40	05/24/1995	92	Pass	166	2 of 5 peel tests below spec (88)
DS-41	?05/24/1995	132	Pass	175	
DS-42	?05/24/1995	117	Pass	168	
DS-43	?05/24/1995	118	Pass	182	
DS-44	05/24/1995	118	Pass	173	
DS-44A	06/02/1995	110	Pass	167	
DS-44B	06/02/1995	114	Fail	--	Peel tests failed, no shear test conducted
DS-44C	not provided	113	Pass	170	
DS-44D	05/24 and 06/08/95	79	Fail	--	3 of 3 peel tests failed, no shear test conducted
DS-44E	05/24 and 06/08/95	138	Pass	193	
DS-45	05/24/1995	112	Pass	174	
DS-46	05/24/1995	124	Pass	175	
DS-47	05/24/1995	115	Pass	170	
DS-48	05/24/1995	86	Pass	165	
DS-49	05/24/1995	124	Pass	173	
DS-50	05/24/1995	51	Fail	--	3 of 4 peel tests failed, no shear test conducted
DS-50A	05/30/1995	91	Fail	--	Peel tests failed, no shear test conducted
DS-50B	05/30/1995	92	Fail	--	Peel tests failed, no shear test conducted
DS-50C	05/30/1995	128	Pass	172	

HDPE GEOMEMBRANE CONTRACTOR DESTRUCTIVE SEAM STRENGTH TESTING
PELHAM BAY LANDFILL CLOSURE AND FINAL REMEDIATION

Sample Number	Sample Date	PEEL EVALUATION Mean Maximum Tension (PPI)	Pass / Fail	SHEAR EVALUATION Mean Maximum Tension (PPI)	Remarks
DS-50D	05/30/1995	114	Pass	168	
DS-51	05/30/1995	127	Pass	172	
DS-52	05/30/1995	128	Pass	163	
DS-53	05/30/1995	109	Pass	158	
DS-54	05/30/1995	130	Pass	161	
DS-55	05/30/1995	129	Pass	175	
DS-56	06/01/1995	114	Pass	163	
DS-57	06/01/1995	123	Pass	169	
DS-58	06/01/1995	126	Pass	173	
DS-59	06/01/1995	124	Pass	164	
DS-60	06/01/1995	122	Pass	166	
DS-61	06/01/1995	115	Pass	167	
DS-62	06/01/1995	122	Pass	156	
DS-63	06/01/1995	129	Pass	168	
DS-64	06/01/1995	119	Pass	166	
DS-65	06/02/1995	116	Pass	163	
DS-66	not provided	127	Pass	159	
DS-67	not provided	118	Pass	165	
DS-68	not provided	117	Pass	165	
DS-69	not provided	105	Pass	164	1 of 5 peel tests below spec (88)
DS-70	not provided	125	Pass	167	
DS-71	06/05/1995	125	Pass	168	
DS-72	05/24 and 06/8/95	131	Pass	177	
DS-73	06/08/1995	130	Pass	184	
DS-74	06/08/1995	129	Pass	182	
DS-75	06/08/1995	120	Pass	178	
DS-76	06/09/1995	126	Pass	186	
DS-77	06/09/1995	131	Pass	178	
DS-78	06/09/1995	120	Pass	178	

HDPE GEOMEMBRANE CONTRACTOR DESTRUCTIVE SEAM STRENGTH TESTING
PELHAM BAY LANDFILL CLOSURE AND FINAL REMEDIATION

Sample Number	Sample Date	PEEL EVALUATION Mean Maximum Tension (PPI)	Pass / Fail	SHEAR EVALUATION Mean Maximum Tension (PPI)	Remarks
DS-79	06/16/1995	122	Pass	161	
DS-80	06/16/1995	123	Pass	170	
DS-81	06/16/1995	125	Pass	170	
DS-82	06/16 and 06/19/95	130	Pass	183	
DS-83	06/16 and 06/19/95	120	Pass	178	
DS-84	06/16 and 06/19/95	130	Pass	177	
DS-85	06/19/1995	124	Pass	180	
DS-86	06/21/1995	123	Pass	168	
DS-87	06/21/1995	129	Pass	163	
DS-88	06/21/1995	130	Pass	166	
DS-89	06/21/1995	127	Pass	167	
DS-90	06/21/1995	131	Pass	172	
DS-91	06/28/1995	131	Pass	181	
DS-92	06/28/1995	127	Pass	182	
DS-93	06/28/1995	130	Pass	172	
DS-94	06/28/1995	128	Pass	172	
DS-95	06/28/1995	125	Pass	163	
DS-96	06/28/1995	119	Pass	163	
DS-97	06/30/1995	124	Pass	171	
DS-98	06/30/1995	129	Pass	179	
DS-99	06/30/1995	125	Pass	175	
DS-100	06/30/1995	118	Pass	179	
DS-101	06/30/1995	136	Pass	167	
DS-102	06/30/1995	119	Pass	174	
DS-103	06/30/1995	124	Pass	172	
DS-104	06/30/1995	120	Pass	174	
DS-105	06/30/1995	118	Pass	160	
DS-106	07/03/1995	123	Pass	176	
DS-107	07/03/1995	118	Pass	167	

HDPE GEOMEMBRANE CONTRACTOR DESTRUCTIVE SEAM STRENGTH TESTING
PELHAM BAY LANDFILL CLOSURE AND FINAL REMEDIATION

Sample Number	Sample Date	PEEL EVALUATION Mean Maximum Tension (PPI)	Pass / Fail	SHEAR EVALUATION Mean Maximum Tension (PPI)	Remarks
DS-108	07/03/1995	117	Pass	166	
DS-109	07/03/1995	117	Pass	168	
DS-110	07/03/1995	118	Pass	165	
DS-111	07/05 and 07/06/95	121	Pass	168	
DS-112	07/05 and 07/06/95	118	Pass	165	
DS-113	07/05 and 07/06/95	128	Pass	166	
DS-114	07/06/1995	130	Pass	167	
DS-115	07/06/1995	121	Pass	166	
DS-116	07/06/1995	122	Pass	160	
DS-117	07/06/1995	105	Pass	162	
DS-118	07/06/1995	115	Pass	159	
DS-119	07/06/1995	120	Pass	165	
DS-120	07/06 and 07/07/95	119	Pass	160	
DS-121	07/06 and 07/07/95	123	Pass	161	
DS-122	07/06 and 07/07/95	118	Pass	159	
DS-123	07/07 and 07/10/95	120	Pass	157	
DS-124	07/07 and 07/10/95	116	Pass	158	
DS-125	07/07 and 07/10/95	118	Pass	161	
DS-126	07/10/1995	122	Pass	155	
DS-127	07/10/1995	115	Pass	162	
DS-128	07/10/1995	131	Pass	154	
DS-129	07/10/1995	117	Pass	156	
DS-130	07/14/1995	129	Pass	162	
DS-131	07/14/1995	121	Pass	161	
DS-132	07/14/1995	139	Pass	166	
DS-133	07/12 and 07/14/95	134	Pass	170	
DS-134	07/12 and 07/14/95	132	Pass	153	
DS-135	07/12 and 07/14/95	124	Pass	161	
DS-136	07/12 and 07/13/95	124	Pass	158	

Prepared by: E. Nathanson
Checked by: S. Albrecht 6/23/99

HDPE GEOMEMBRANE CONTRACTOR DESTRUCTIVE SEAM STRENGTH TESTING
PELHAM BAY LANDFILL CLOSURE AND FINAL REMEDIATION

Sample Number	Sample Date	PEEL EVALUATION Mean Maximum Tension (PPI)	Pass / Fail	SHEAR EVALUATION Mean Maximum Tension (PPI)	Remarks
DS-137	07/12 and 07/13/95	133	Pass	154	
DS-138	07/12 and 07/13/95	124	Pass	157	
DS-139	07/13/1995	124	Pass	159	
DS-140	07/13/1995	113	Pass	150	
DS-141	07/20/1995	121	Pass	151	
DS-142	07/20/1995	118	Pass	154	
DS-143	07/20/1995	118	Pass	159	
DS-144	07/20/1995	123	Pass	168	
DS-145	07/20/1995	122	Pass	163	
DS-146	07/20/1995	132	Pass	168	
DS-147	07/24/1995	114	Pass	159	
DS-148	07/24/1995	118	Pass	162	
DS-149	07/24/1995	121	Pass	157	
DS-150	07/24 and 07/25/95	111	Pass	171	
DS-151	07/24 and 07/25/95	121	Pass	162	
DS-152	07/24 and 07/25/95	119	Pass	152	
DS-153	07/25/1995	121	Pass	161	
DS-154	07/25/1995	114	Pass	155	
DS-155	07/25/1995	127	Pass	159	
DS-156	07/25 and 07/26/95	110	Pass	157	
DS-157	07/25 and 07/26/95	113	Pass	163	
DS-158	07/25 and 07/26/95	113	Pass	164	
DS-159	07/27/1995	122	Pass	151	
DS-160	07/27/1995	125	Pass	151	
DS-161	07/27/1995	126	Pass	159	
DS-162	07/27/1995	118	Pass	158	
DS-163	08/03/1995	119	Pass	174	
DS-164	08/03/1995	111	Pass	147	
DS-165	08/03/1995	118	Pass	149	

HDPE GEOMEMBRANE CONTRACTOR DESTRUCTIVE SEAM STRENGTH TESTING
PELHAM BAY LANDFILL CLOSURE AND FINAL REMEDIATION

Sample Number	Sample Date	PEEL EVALUATION Mean Maximum Tension (PPI)	Pass / Fail	SHEAR EVALUATION Mean Maximum Tension (PPI)	Remarks
DS-166	08/1 and 08/03/95	120	Pass	145	
DS-167	08/1 and 08/03/95	123	Pass	147	
DS-168	08/1 and 08/03/95	109	Pass	151	
DS-169	08/1 and 08/03/95	113	Pass	151	
DS-170	08/01/1995	112	Pass	156	
DS-171	08/01/1995	117	Pass	149	
DS-172	08/01/1995	129	Pass	153	
DS-173	08/01/1995	108	Pass	151	
DS-174	08/8 and 08/09/95	124	Pass	170	
DS-175	08/8 and 08/09/95	120	Pass	170	
DS-176	08/8 and 08/09/95	128	Pass	162	
DS-177	08/09/1995	117	Pass	159	
DS-178	08/09/1995	119	Pass	158	
DS-179	08/09/1995	119	Pass	152	
DS-180	08/09/1995	124	Pass	151	
DS-181	08/09/1995	114	Pass	149	
DS-182	08/09/1995	128	Pass	158	
DS-183	08/10/1995	107	Pass	152	1 of 5 peel tests below spec (88)
DS-184	08/10/1995	127	Pass	151	
DS-185	08/10/1995	123	Pass	160	
DS-186	08/10/1995	121	Pass	154	
DS-187	08/10/1995	116	Pass	154	
DS-188	08/10/1995	118	Pass	148	
DS-189	08/15/1995	116	Pass	164	
DS-190	08/15/1995	126	Pass	153	
DS-191	08/15/1995	121	Pass	159	
DS-192	08/15/1995	128	Pass	168	
DS-193	08/15/1995	129	Pass	156	
DS-194	08/15/1995	129	Pass	158	

HDPE GEOMEMBRANE CONTRACTOR DESTRUCTIVE SEAM STRENGTH TESTING
PELHAM BAY LANDFILL CLOSURE AND FINAL REMEDIATION

Sample Number	Sample Date	PEEL EVALUATION Mean Maximum Tension (PPI)	Pass / Fail	SHEAR EVALUATION Mean Maximum Tension (PPI)	Remarks
DS-195	08/16/1995	128	Pass	156	
DS-196	08/16/1995	127	Pass	163	
DS-197	08/16/1995	118	Pass	155	
DS-198	08/16/1995	123	Pass	167	
DS-199	08/16/1995	114	Pass	154	
DS-200	08/16/1995	118	Pass	151	
DS-201	08/16/1995	116	Pass	160	
DS-202	08/16/1995	113	Pass	148	
DS-203	08/16/1995	120	Pass	150	
DS-204	08/16/1995	127	Pass	152	
DS-205	08/16/1995	128	Pass	153	
DS-206	08/16/1995	120	Pass	150	
DS-207	08/18/1995	123	Pass	153	
DS-208	08/22/1995	135	Pass	177	
DS-209	08/22/1995	127	Pass	169	
DS-210	08/22/1995	133	Pass	174	
DS-211	08/23/1995	76	Fail	176	2 of 5 peel tests below spec (88)
DS-211A	08/25/1995	128	Pass	159	
DS-211B	08/25/1995	102	Pass	163	
DS-212	08/23/1995	117	Pass	172	
DS-213	08/23/1995	108	Pass	158	1 of 5 shear tests below spec (113)
DS-214	8/24 and 08/25/1995	--	Fail	--	No Overlap
DS-214A	08/25/1995	123	Pass	166	
DS-214B	08/25/1995	115	Pass	165	
DS-215	8/24 and 08/25/1995	114	Pass	184	
DS-216	8/24 and 08/25/1995	101	Pass	181	1 of 5 peel tests below spec (88)
DS-217	08/25/1995	104	Fail	--	no shear test conducted
DS-217A	08/25/1995	122	Pass	168	
DS-217B	08/25/1995	141	Pass	177	

HDPE GEOMEMBRANE CONTRACTOR DESTRUCTIVE SEAM STRENGTH TESTING
PELHAM BAY LANDFILL CLOSURE AND FINAL REMEDIATION

Sample Number	Sample Date	PEEL EVALUATION Mean Maximum Tension (PPI)	Pass / Fail	SHEAR EVALUATION Mean Maximum Tension (PPI)	Remarks
DS-218	08/25/1995	118	Pass	173	
DS-219	08/25/1995	114	Pass	167	
DS-220	08/30/1995	130	Pass	186	
DS-221	08/30/1995	135	Pass	167	
DS-222	08/30/1995	126	Pass	174	
DS-223	08/30/1995	133	Pass	179	
DS-224	08/30/1995	134	Pass	183	
DS-225	08/30/1995	121	Pass	190	
DS-226	08/30 and 09/01/1995	123	Pass	173	
DS-227	08/30 and 09/01/1995	134	Pass	169	
DS-228	08/30 and 09/01/1995	125	Pass	170	
DS-229	08/31/1995	137	Pass	182	
DS-230	08/31/1995	133	Pass	166	
DS-231	08/31/1995	125	Pass	155	
DS-232	08/31/1995	125	Pass	167	
DS-233	08/31/1995	130	Pass	159	
DS-234	08/31/1995	127	Pass	162	
DS-235	09/07/1995	151	Pass	196	
DS-236	09/07/1995	137	Pass	201	
DS-237	09/07/1995	133	Pass	202	
DS-238	09/07 and 09/08/1995	137	Pass	189	
DS-239	09/07 and 09/08/1995	153	Pass	191	
DS-240	09/07 and 09/08/1995	150	Pass	187	
DS-241	09/08/1995	116	Pass	187	
DS-242	09/11/1995	130	Pass	189	
DS-243	09/11/1995	116	Pass	190	1 of 5 peel tests below spec (88)
DS-244	09/11/1995	133	Pass	180	
DS-245	09/11/1995	127	Pass	179	
DS-246	09/11/1995	133	Pass	181	

Prepared by: E. Nathanson
Checked by: S. Albrecht 6/23/99

HDPE GEOMEMBRANE CONTRACTOR DESTRUCTIVE SEAM STRENGTH TESTING
PELHAM BAY LANDFILL CLOSURE AND FINAL REMEDIATION

Sample Number	Sample Date	PEEL EVALUATION Mean Maximum Tension (PPI)	Pass / Fail	SHEAR EVALUATION Mean Maximum Tension (PPI)	Remarks
DS-247	09/11/1995	135	Pass	181	
DS-248	09/12/1995	137	Pass	178	
DS-249	09/12/1995	122	Pass	164	
DS-250	09/12/1995	126	Pass	157	
DS-251	09/12 and 09/13/1995	129	Pass	183	
DS-252	09/12 and 09/13/1995	126	Pass	156	
DS-253	09/12 and 09/13/1995	137	Pass	189	
DS-254	09/13/1995	127	Pass	193	
DS-255	09/13/1995	124	Pass	158	
DS-256	09/14 and 09/15/1995	156	Pass	186	
DS-257	09/14 and 09/15/1995	141	Pass	184	
DS-258	09/14 and 09/15/1995	140	Pass	184	
DS-259	09/15/1995	136	Pass	178	
DS-260	09/19/1995	144	Pass	197	
DS-261	09/19/1995	142	Pass	196	
DS-262	09/19/1995	114	Fail	--	1of 4 peel tests failed, no shear test conducted
DS-262A	09/19/1995	102	Fail	--	2 peel tests failed, no shear test conducted
DS-262B	09/19/1995	137	Pass	187	
DS-262C	09/19/1995	111	Fail	--	2 peel tests failed, no shear test conducted
DS-262D	09/19/1995	142	Pass	179	
DS-262E	09/15 and 09/21/1995	122	Pass	175	
DS-263	09/19/1995	138	Pass	186	
DS-264	09/19/1995	141	Pass	190	
DS-265	09/20/1995	118	Pass	182	
DS-266	09/20/1995	120	Pass	180	
DS-267	09/20/1995	104	Pass	177	
DS-268	09/20 and 09/21/1995	115	Pass	177	
DS-269	09/20 and 09/21/1995	115	Pass	181	
DS-270	09/20 and 09/21/1995	148	Pass	166	

HDPE GEOMEMBRANE CONTRACTOR DESTRUCTIVE SEAM STRENGTH TESTING
PELHAM BAY LANDFILL CLOSURE AND FINAL REMEDIATION

Sample Number	Sample Date	PEEL EVALUATION Mean Maximum Tension (PPI)	Pass / Fail	SHEAR EVALUATION Mean Maximum Tension (PPI)	Remarks
DS-271	09/21/1995	97	Pass	196	
DS-272	09/21/1995	113	Pass	167	
DS-273	09/21/1995	123	Pass	176	
DS-274	09/15 and 09/21/1995	125	Pass	192	
DS-275	09/15 and 09/21/1995	118	Pass	162	
DS-276	09/28/1995	106	Pass	174	
DS-277	09/28/1995	112	Pass	185	
DS-278	09/28/1995	137	Pass	172	
DS-279	09/29/1995	111	Pass	172	
DS-280	09/29/1995	127	Pass	172	
DS-281	09/29/1995	134	Pass	173	
DS-282	10/02/1995	128	Pass	177	
DS-283	10/02/1995	134	Pass	183	
DS-284	10/02/1995	121	Pass	181	
DS-285	10/03/1995	119	Pass	178	
DS-286	10/03/1995	117	Pass	172	
DS-287	10/10/1995	147	Pass	167	
DS-288	10/10/1995	135	Pass	170	
DS-289	10/10/1995	113	Pass	152	
DS-290	10/10/1995	118	Pass	166	
DS-291	10/10/1995	120	Pass	171	
DS-292	10/10/1995	120	Pass	168	
DS-293	10/10 and 10/11/1995	128	Pass	175	
DS-294	10/10 and 10/11/1995	120	Pass	156	
DS-295	10/10 and 10/11/1995	116	Pass	168	
DS-296	10/11/1995	107	Pass	160	
DS-297	10/11/1995	105	Pass	171	1 of 5 peel tests failed, below spec (88)
DS-298	10/18/1995	118	Pass	184	
DS-299	10/18/1995	116	Pass	191	1 of 5 peel tests below spec (88)

Prepared by: E. Nathanson
Checked by: S. Albrecht 6/23/99

HDPE GEOMEMBRANE CONTRACTOR DESTRUCTIVE SEAM STRENGTH TESTING
PELHAM BAY LANDFILL CLOSURE AND FINAL REMEDIATION

Sample Number	Sample Date	PEEL EVALUATION Mean Maximum Tension (PPI)	Pass / Fail	SHEAR EVALUATION Mean Maximum Tension (PPI)	Remarks
DS-300	10/18/1995	113	Pass	183	
DS-301	10/19/1995	123	Pass	184	
DS-302	10/19/1995	125	Pass	169	
DS-303	10/19/1995	123	Pass	176	
DS-304	10/19/1995	123	Pass	174	
DS-305	10/23/1995	124	Pass	182	
DS-306	10/23/1995	108	Pass	176	
DS-307	10/23/1995	114	Pass	178	
DS-308	10/23 and 10/24/1995	125	Pass	174	
DS-309	10/23 and 10/24/1995	130	Pass	176	
DS-310	10/23 and 10/24/1995	104	Pass	162	1 of 5 peel tests failed, below spec (88)
DS-311	10/24 and 10/26/1995	121	Pass	193	
DS-312	10/24 and 10/26/1995	126	Pass	169	
DS-313	10/24 and 10/26/1995	108	Pass	196	
DS-314	10/26/1995	107	Pass	175	
DS-315	10/26/1995	127	Pass	171	
DS-316	10/26/1995	121	Pass	181	
DS-317	10/25 and 10/26/1995	115	Pass	176	
DS-318	10/25 and 10/26/1995	115	Pass	166	
DS-319	10/25 and 10/26/1995	121	Pass	183	
DS-320	10/26/1995	121	Pass	176	
DS-321	10/26/1995	116	Pass	178	
DS-322	10/26/1995	126	Fail	--	2 of 3 peel tests failed, no shear test conducted
DS-322A	10/26 and 10/30/1995	99	Fail	155	1 of 5 tests in each test type failed
DS-322B	10/26 and 10/30/1995	143	Pass	176	
DS-323	10/26 and 10/30/1995	149	Pass	225	
DS-324	10/30/1995	54	Fail	--	2 peel tests failed, no shear test conducted
DS-324A	10/30/1995	80	Fail	--	2 peel tests failed, no shear test conducted
DS-324B	10/30/1995	117	Pass	200	

HDPE GEOMEMBRANE CONTRACTOR DESTRUCTIVE SEAM STRENGTH TESTING
PELHAM BAY LANDFILL CLOSURE AND FINAL REMEDIATION

Sample Number	Sample Date	PEEL EVALUATION Mean Maximum Tension (PPI)	Pass / Fail	SHEAR EVALUATION Mean Maximum Tension (PPI)	Remarks
DS-325	11/03 and 11/06/1995	125	Pass	188	
DS-326	11/03 and 11/06/1995	107	Pass	219	Only four shear tests conducted
DS-327	11/03 and 11/06/1995	116	Pass	200	
DS-328	11/01 and 11/03/1995	126	Pass	189	
DS-329	11/01 and 11/03/1995	89	Fail	--	2 of 5 peel tests failed, no shear test conducted
DS-329A	11/01/1995	85	Fail	--	2 of 3 peel tests failed, no shear test conducted
DS-329B	11/01/1995	111	Pass	180	
DS-329C	11/01/1995	136	Pass	185	
DS-330	11/01 and 11/03/1995	123	Pass	182	
DS-331	11/01/1995	123	Pass	176	
DS-332	11/01/1995	130	Pass	178	
DS-333	11/01/1995	110	Pass	194	
DS-334	11/01 and 11/06/1995	119	Pass	194	
DS-335	11/01 and 11/06/1995	128	Pass	197	
DS-336	11/13/1995	93	Fail	--	2 of 3 peel tests failed, no shear test conducted
DS-336A	not provided	52	Fail	--	2 peel tests failed, no shear test conducted
DS-336B	not provided	48	Fail	--	2 peel tests failed, no shear test conducted
DS-336C	not provided	132	Fail	221	
DS-337	11/13/1995	149	Pass	211	
DS-338	11/13/1995	113	Pass	208	
DS-339	11/06/1995	139	Pass	203	
DS-340	11/06/1995	118	Pass	199	
DS-341	11/06/1995	142	Pass	194	
DS-342	11/06/1995	135	Pass	196	
DS-343	11/06/1995	123	Pass	188	
DS-344	11/06/1995	117	Pass	182	
DS-345	11/06/1995	139	Pass	177	
DS-346	11/06/1995	117	Pass	167	
DS-347	11/06/1995	81	Fail	--	2 of 3 peel tests failed, no shear test conducted

HDPE GEOMEMBRANE CONTRACTOR DESTRUCTIVE SEAM STRENGTH TESTING
PELHAM BAY LANDFILL CLOSURE AND FINAL REMEDIATION

Sample Number	Sample Date	PEEL EVALUATION Mean Maximum Tension (PPI)	Pass / Fail	SHEAR EVALUATION Mean Maximum Tension (PPI)	Remarks
DS-347A	11/10/1995	108		174	
DS-347B	11/10/1995	110		190	1 of 5 peel tests below spec (88)
DS-348	11/06/1995	--	Fail	--	peeled by hand
DS-349	11/06/1995	123	Pass	186	
DS-350	11/06/1995	122	Pass	165	
DS-351	11/06/1995	125	Pass	192	
DS-352	11/06/1995	110	Pass	180	1 of 5 peel tests failed
DS-353	11/06/1995	26	Fail	--	2 of 2 peel tests failed, no shear test conducted
DS-354	11/17/1995	151	Pass	226	
DS-355	11/17/1995	143	Pass	226	
DS-356	11/17/1995	127	Pass	209	
DS-357	11/17 and 11/18/1995	139	Pass	176	
DS-358	11/17 and 11/18/1995	129	Pass	221	
DS-359	11/17 and 11/18/1995	122	Pass	212	
DS-360	11/18/1995	130	Pass	174	
DS-361	11/18/1995	139	Pass	194	
DS-362	11/18/1995	128	Pass	197	
DS-363	?11/19/1995	122	Pass	182	
DS-364	?11/19/1995	128	Pass	170	
DS-365	?11/19/1995	103	Pass	183	
DS-366	11/20 and 11/22/1995	136	Pass	183	
DS-367	11/20 and 11/22/1995	149	Pass	197	
DS-368	11/20 and 11/22/1995	134	Pass	181	
DS-369	11/22/1995	136	Pass	191	
DS-370	11/22/1995	124	Pass	147	
DS-371	11/22/1995	120	Pass	152	
DS-372	11/22/1995	132	Pass	187	
DS-373	11/22/1995	104	Pass	157	
DS-374	11/22/1995	121	Pass	150	1 of 5 peel tests below spec (88)

HDPE GEOMEMBRANE CONTRACTOR DESTRUCTIVE SEAM STRENGTH TESTING
PELHAM BAY LANDFILL CLOSURE AND FINAL REMEDIATION

Sample Number	Sample Date	PEEL EVALUATION Mean Maximum Tension (PPI)	Pass / Fail	SHEAR EVALUATION Mean Maximum Tension (PPI)	Remarks
DS-375	11/25/1995	133	Pass	190	
DS-376	11/25/1995	116	Pass	178	
DS-377	11/25/1995	128	Pass	164	
DS-378	11/25/1995	134	Pass	184	
DS-379	11/25/1995	134	Pass	180	
DS-380	11/25/1995	130	Pass	185	
		Replacement Panel Weld Test Results			
DS-R1	05/20/1996	104	Pass	149	
DS-R2	05/20/1996	119	Pass	153	
DS-R3	05/20/1996	107	Pass	149	
DS-R4	05/22/1996	111	Pass	147	
DS-R5	05/22/1996	134	Pass	143	
DS-R6	05/22/1996	116	Pass	146	
DS-R7	05/23/1996	122	Pass	156	
DS-R8	05/23/1996	118	Pass	146	
DS-R9	05/23/1996	119	Pass	152	
DS-R10	05/23/1996	114	Pass	160	
DS-R11	05/23/1996	125	Pass	162	
DS-R12	05/23/1996	126	Pass	155	
DS-R13	05/24/1996	119	Pass	189	
DS-R14	05/24/1996	123	Pass	189	
DS-R15	05/24/1996	111	Pass	190	
DS-R16	05/24/1996	131	Pass	197	
DS-R17	not provided	111	Pass	179	
DS-R18	not provided	115	Pass	169	
DS-R19	not provided	119	Pass	167	
DS-R20	not provided	132	Pass	169	
DS-R21	not provided	99	Pass	141	1 of 5 peel tests below spec (88)
DS-R22	06/03/1996	145	Pass	211	

HDPE GEOMEMBRANE CONTRACTOR DESTRUCTIVE SEAM STRENGTH TESTING
PELHAM BAY LANDFILL CLOSURE AND FINAL REMEDIATION

Sample Number	Sample Date	PEEL EVALUATION Mean Maximum Tension (PPI)	Pass / Fail	SHEAR EVALUATION Mean Maximum Tension (PPI)	Remarks
		Replacement Panel Weld Test Results (continued)			
DS-R23	06/03/1996	146	Pass	217	
DS-R24	05/31/1996	150	Pass	190	
DS-R25	06/04/1996	123	Pass	169	
DS-R26	06/04/1996	125	Pass	166	
DS-R27	06/04/1996	115	Pass	151	1 of 5 peel tests below spec (88)
DS-R28	06/05/1996	116	Pass	175	
DS-R29	06/05/1996	131	Pass	164	
DS-R30	06/05/1996	119	Pass	169	
DS-R31	06/05/1996	132	Pass	158	1 of 5 peel tests below spec (88)
DS-R32	06/05/1996	114	Pass	161	
DS-R33	06/06/1996	133	Pass	157	
DS-R34	06/06/1996	120	Pass	159	
DS-R35	06/06/1996	134	Pass	167	
DS-R36	06/07/1996	121	Pass	162	
DS-R37	06/07/1996	123	Pass	162	
DS-R38	06/07/1996	132	Pass	152	
DS-R39	06/07/1996	135	Pass	157	
DS-R40	06/07/1996	142	Pass	148	

B-7 HDPE Geomembrane QA Destructive Seam Field Test Log

HDPE GEOMEMBRANE QA DESTRUCTIVE SEAM FIELD TEST LOG
PELHAM BAY LANDFILL CLOSURE AND FINAL REMEDIATION

DATE	SAMPLE NUMBER	SEAM	PEAL	SHEAR	REPAIR METHOD *	REPAIR TEST	
						Y/N	TYPE**
05/04/1995	DS-1	2/3	P	P	P	Y	V
05/04/1995	DS-2	6/7	P	P	P	Y	V
05/04/1995	DS-3	16/17	P	P	P	Y	V
05/04/1995	DS-4	19/20	P	P	P	Y	V
05/04/1995	DS-5	21/22	P	P	P	Y	V
05/04/1995	DS-6	23/24	P	P	P	Y	V
05/04/1995	DS-7	25/26	P	P	P	Y	V
05/08/1995	DS-8	30/31	P	P	P	Y	V
05/08/1995	DS-9	27/43	P	P	P	Y	V
05/09/1995	DS-10	29/30	P	P	P	Y	V
05/09/1995	DS-11	43/44	P	P	P	Y	V
05/09/1995	DS-12	44/45	P	P	P	Y	V
05/09/1995	DS-13	46/47	P	P	P	Y	V
05/09/1995	DS-14	18/49	P	P	P	Y	V
05/09/1995	DS-15	50/51	P	P	P	Y	V
05/09/1995	DS-16	51/52	P	P	P	Y	V
05/09/1995	DS-17	53/54	P	P	P	Y	V
05/15/1995	DS-18	55/56	P	P	P	Y	V
05/15/1995	DS-19	56/57	P	P	P	Y	V
05/18/1995	DS-20	57/58	P	P	P	Y	V
05/18/1995	DS-21	63/64	P	P	P	Y	V
05/18/1995	DS-22	62/63	P	P	P	Y	V
05/18/1995	DS-23	60/61	P	P	P	Y	V
05/18/1995	DS-24	55/56	P	P	P	Y	V
05/18/1995	DS-25	66/19	P	P	P	Y	V
05/18/1995	DS-26	69/70	P	P	P	Y	V
05/22/1995	DS-27	71/72	P	P	P	Y	V
05/22/1995	DS-28	74/75	P	P	P	Y	V
05/22/1995	DS-29	76/77	P	P	P	Y	V
05/22/1995	DS-30	84/85	P	P	P	Y	V
05/22/1995	DS-31	87/88	P	P	P	Y	V
05/22/1995	DS-32	90/91	P	P	P	Y	V
05/22/1995	DS-33	93/94	P	P	P	Y	V
05/22/1995	DS-34	96/97	P	P	P	Y	V
05/22/1995	DS-35	107/108	P	P	P	Y	V
05/22/1995	DS-36	100/101	P	P	P	Y	V
05/22/1995	DS-37	105/106	P	P	P	Y	V
05/24/1995	DS-38	117/124	P	P	P	Y	V
05/24/1995	DS-39	118/119	P	P	P	Y	V
05/24/1995	DS-40	88/120	P	P	P	Y	V
05/24/1995	DS-41	125/126	P	P	P	Y	V
05/24/1995	DS-42	127/128	P	P	P	Y	V
05/24/1995	DS-43	129/130	P	P	P	Y	V
05/24/1995	DS-44	131/132	P	P	P	Y	V

* B-BEAD, P-PATCH, CS-CAP STRIP
** V-VACUUM, S-SPARK, AP-AIR PRESSURE, VI-VISUAL, I-IMPACT, AL-AIR LANCE

HDPE GEOMEMBRANE QA DESTRUCTIVE SEAM FIELD TEST LOG
PELHAM BAY LANDFILL CLOSURE AND FINAL REMEDIATION

DATE	SAMPLE NUMBER	SEAM	PEAL	SHEAR	REPAIR METHOD *	REPAIR TEST	
						Y/N	TYPE**
05/24/1995	DS-45	133/134	P	P	P	Y	V
05/24/1995	DS-46	135/136	P	P	P	Y	V
05/24/1995	DS-47	137/138	P	P	P	Y	V
05/31/1995	DS-48	90/95	P	P	P	Y	V
05/31/1995	DS-49	139/140	P	P	P	Y	V
05/31/1995	DS-50	141/142	F	F	P	Y	V
05/31/1995	DS-51	143/157	P	P	P	Y	V
05/31/1995	DS-52	158/159	P	P	P	Y	V
05/31/1995	DS-53	116/151	P	P	P	Y	V
05/31/1995	DS-54	155/156	P	P	P	Y	V
06/01/1995	DS-55	74/144	P	P	P	Y	V
06/01/1995	DS-50A	141/142	F	F	P	Y	V
06/01/1995	DS-50B	141/142	F	F	P	Y	V
06/02/1995	DS-56	156/161	P	P	P	Y	V
06/02/1995	DS-57	160/163???	P	P	P	Y	V
06/02/1995	DS-58	164/165	P	P	P	Y	V
06/02/1995	DS-51	166/167	P	P	P	Y	V
06/02/1995	DS-50C	141/140	P	P	P	Y	V
06/02/1995	DS-50D	116/151	P	P	P	Y	V
06/02/1995	DS-60	168/169	P	P	P	Y	V
06/02/1995	DS-61	170/171	P	P	P	Y	V
06/02/1995	DS-62	172/173	P	P	P	Y	V
06/02/1995	DS-63	174/175	P	P	P	Y	V
06/02/1995	DS-64	181/180	P	P	P	Y	V
06/02/1995	DS-65	184/185	P	P	P	Y	V
06/06/1995	DS-44A	131/132	P	P	P	Y	V
06/06/1995	DS-44B	131/132	?	?	P	Y	V
06/06/1995	DS-44C	131/132	P	P	P	Y	V
06/07/1995	DS-66	183/184	P	P	P	Y	V
06/07/1995	DS-67	178/179	P	P	P	Y	V
06/07/1995	DS-68	186/193	P	P	P	Y	V
06/07/1995	DS-69	175/187	P	P	P	Y	V
06/07/1995	DS-70	188/189	P	P	P	Y	V
06/07/1995	DS-71	190/191	P	P	P	Y	V
06/12/1995	44D	131/132	F?	F?	P	Y	V
06/12/1995	44E	134/135	P	P	P	Y	V
06/13/1995	DS-72	206/207	P	P	P	Y	V
06/13/1995	DS-73	208/209	P	P	P	Y	V
06/13/1995	DS-74	213/214	P	P	P	Y	V
06/13/1995	DS-75	217/218	P	P	P	Y	V
06/13/1995	DS-76	219/220	P	P	P	Y	V
06/13/1995	DS-77	221/222	P	P	P	Y	V
06/13/1995	DS-78	157/223	P	P	P	Y	V
06/19/1995	DS-79	225/226	P	P	P	Y	V

* B-BEAD, P-PATCH, CS-CAP STRIP
** V-VACUUM, S-SPARK, AP-AIR PRESSURE, VI-VISUAL, I-IMPACT, AL-AIR LANCE

HDPE GEOMEMBRANE QA DESTRUCTIVE SEAM FIELD TEST LOG
PELHAM BAY LANDFILL CLOSURE AND FINAL REMEDIATION

DATE	SAMPLE NUMBER	SEAM	PEAL	SHEAR	REPAIR METHOD *	REPAIR TEST	
						Y/N	TYPE**
06/19/1995	DS-80	227/228	P	P	P	Y	V
06/19/1995	DS-81	229/230	P	P	P	Y	V
06/19/1995	DS-82	230/231	P	P	P	Y	V
06/20/1995	DS-83	233/234	P	P	P	Y	V
06/20/1995	DS-84	236/238	P	P	P	Y	V
06/20/1995	DS-85	240/237	P	P	P	Y	V
06/22/1995	DS-86	242/243	P	P	P	Y	V
06/22/1995	DS-87	244/245	P	P	P	Y	V
06/22/1995	DS-88	246/247	P	P	P	Y	V
06/22/1995	DS-89	250/251	P	P	P	Y	V
06/22/1995	DS-90	255/256	P	P	P	Y	V
06/28/1995	DS-91	257/258	P	P	P	Y	V
06/28/1995	DS-92	259/260	P	P	P	Y	V
06/28/1995	DS-93	262/265	P	P	P	Y	V
06/28/1995	DS-94	263/264	P	P	P	Y	V
06/28/1995	DS-95	265/271	P	P	P	Y	V
06/28/1995	DS-96	273/275	P	P	P	Y	V
07/03/1995	DS-97	257/287	P	P	P	Y	V
07/03/1995	DS-98	288/289	P	P	P	Y	V
07/03/1995	DS-99	290/291	P	P	P	Y	V
07/03/1995	DS-100	292/293	P	P	P	Y	V
07/03/1995	DS-101	294/295	P	P	P	Y	V
07/03/1995	DS-102	298/297	P	P	P	Y	V
07/03/1995	DS-103	299/300	P	P	P	Y	V
07/03/1995	DS-104	301/302	P	P	P	Y	V
07/03/1995	DS-105	303/304	P	P	P	Y	V
07/03/1995	DS-106	308/309	P	P	P	Y	V
07/03/1995	DS-107	310/311	P	P	P	Y	V
07/03/1995	DS-108	313/314	P	P	P	Y	V
07/03/1995	DS-109	316/317	P	P	P	Y	V
07/03/1995	DS-110	319/320	P	P	P	Y	V
07/07/1995	DS-111	320/321	P	P	P	Y	V
07/07/1995	DS-112	321/322	P	P	P	Y	V
07/07/1995	DS-113	315/250	P	P	P	Y	V
07/07/1995	DS-114	326/327	P	P	P	Y	V
07/07/1995	DS-115	328/329	P	P	P	Y	V
07/07/1995	DS-116	330/331	P	P	P	Y	V
07/07/1995	DS-117	332/333	P	P	P	Y	V
07/07/1995	DS-118	335/336	P	P	P	Y	V
07/10/1995	DS-119	337/338	P	P	P	Y	V
07/10/1995	DS-120	340/341	P	P	P	Y	V
07/10/1995	DS-121	342/343	P	P	P	Y	V
07/10/1995	DS-122	344/345	P	P	P	Y	V
07/10/1995	DS-123	347/348	P	P	P	Y	V

* B-BEAD, P-PATCH, CS-CAP STRIP
** V-VACUUM, S-SPARK, AP-AIR PRESSURE, VI-VISUAL, I-IMPACT, AL-AIR LANCE

HDPE GEOMEMBRANE QA DESTRUCTIVE SEAM FIELD TEST LOG
PELHAM BAY LANDFILL CLOSURE AND FINAL REMEDIATION

DATE	SAMPLE NUMBER	SEAM	PEAL	SHEAR	REPAIR METHOD *	REPAIR TEST	
						Y/N	TYPE**
07/10/1995	DS-124	352/353	P	P	P	Y	V
07/10/1995	DS125	345/317	P	P	P	Y	V
07/10/1995	DS-126	354/353	P	P	P	Y	V
07/10/1995	DS-127	358/359	P	P	P	Y	V
07/10/1995	DS-128	361/332	P	P	P	Y	V
07/10/1995	DS-129	356/360	P	P	P	Y	V
07/17/1995	DS-130	84/386	P	P	P	Y	V
07/17/1995	DS-131	387/388	P	P	P	Y	V
07/17/1995	DS-132	392/389	P	P	P	Y	V
07/17/1995	DS-133	117/389	P	P	P	Y	V
07/17/1995	DS-134	299/364	P	P	P	Y	V
07/17/1995	DS-135	367/368	P	P	P	Y	V
07/17/1995	DS-136	365/371	P	P	P	Y	V
07/17/1995	DS-137	373/375	P	P	P	Y	V
07/17/1995	DS-138	376/377	P	P	P	Y	V
07/17/1995	DS-139	380/381	P	P	P	Y	V
07/17/1995	DS-140	382/383	P	P	P	Y	V
07/17/1995	DS141	307/394	P	P	P	Y	V
07/20/1995	DS-142	395/396	P	P	P	Y	V
07/20/1995	DS-143	397/398	P	P	P	Y	V
07/20/1995	DS-144	399/400	P	P	P	Y	V
07/20/1995	DS-145	401/402	P	P	P	Y	V
07/20/1995	DS-146	403/404	P	P	P	Y	V
07/24/1995	DS-147	405/406	P	P	P	Y	V
07/24/1995	DS-148	407/408	P	P	P	Y	V
07/26/1995	DS-149	410/411	P	P	P	Y	V
07/26/1995	DS-150	412/413	P	P	P	Y	V
07/28/1995	DS-151	414/415	P	P	P	Y	V
07/28/1995	DS-152	417/418	P	P	P	Y	V
07/28/1995	DS-153	420/421	P	P	P	Y	V
07/28/1995	DS-154	423/424	P	P	P	Y	V
07/28/1995	DS-155	428/429	P	P	P	Y	V
07/28/1995	DS-156	430/431	P	P	P	Y	V
07/28/1995	DS-157	413??/432	P	P	P	Y	V
07/28/1995	DS-158	433/434	P	P	P	Y	V
07/28/1995	DS-159	242/436	P	P	P	Y	V
07/28/1995	DS-160	438/439	P	P	P	Y	V
07/28/1995	DS-161	440/442	P	P	P	Y	V
07/28/1995	DS-162	B01/440	P	P	P	Y	V
08/04/1995	DS-163	469/468	P	P	P	Y	V
08/04/1995	DS-164	477/478	P	P	P	Y	V
08/04/1995	DS-165	435/474	P	P	P	Y	V
08/04/1995	DS-166	472/471	P	P	P	Y	V
08/04/1995	DS-167	459/460	P	P	P	Y	V

* B-BEAD, P-PATCH, CS-CAP STRIP
** V-VACUUM, S-SPARK, AP-AIR PRESSURE, VI-VISUAL, I-IMPACT, AL-AIR LANCE

HDPE GEOMEMBRANE QA DESTRUCTIVE SEAM FIELD TEST LOG
PELHAM BAY LANDFILL CLOSURE AND FINAL REMEDIATION

DATE	SAMPLE NUMBER	SEAM	PEAL	SHEAR	REPAIR METHOD *	REPAIR TEST	
						Y/N	TYPE**
08/04/1995	DS-168	456/457	P	P	P	Y	V
08/04/1995	DS-169	452/453	P	P	P	Y	V
08/04/1995	DS-170	450/451	P	P	P	Y	V
08/04/1995	DS-171	446/447	P	P	P	Y	V
08/04/1995	DS-172	444/445	P	P	P	Y	V
08/04/1995	DS-173	442/443	P	P	P	Y	V
08/10/1995	DS-174	480/481	P	P	P	Y	V
08/10/1995	DS-175	481/486	P	P	P	Y	V
08/10/1995	DS-176	499/500	P	P	P	Y	V
08/10/1995	DS-177	503/510	P	P	P	Y	V
08/10/1995	DS-178	70/510	P	P	P	Y	V
08/10/1995	DS-179	505/506	P	P	P	Y	V
08/10/1995	DS-180	507/508	P	P	P	Y	V
08/10/1995	DS-181	508/509	P	P	P	Y	V
08/11/1995	DS-182	54/517	P	P	P	Y	V
08/11/1995	DS-183	516/521	P	P	P	Y	V
08/11/1995	DS-184	517/518	P	P	P	Y	V
08/11/1995	DS-185	528/529	P	P	P	Y	V
08/11/1995	DS-186	526/527	P	P	P	Y	V
08/11/1995	DS-187	524/525	P	P	P	Y	V
08/11/1995	DS-188	530/531	P	P	P	Y	V
08/17/1995	DS-189	532/533	P	P	P	Y	V
08/17/1995	DS-190	534/535	P	P	P	Y	V
08/17/1995	DS-191	536/537	P	P	P	Y	V
08/17/1995	DS-192	538/539	P	P	P	Y	V
08/17/1995	DS-193	540/541	P	P	P	Y	V
08/17/1995	DS-194	509/543	P	P	P	Y	V
08/17/1995	DS-195	544/534	P	P	P	Y	V
08/17/1995	DS-196	547/548	P	P	P	Y	V
08/17/1995	DS-197	500/549	P	P	P	Y	V
08/17/1995	DS-198	501/550	P	P	P	Y	V
08/17/1995	DS-199	502/551	P	P	P	Y	V
08/18/1995	DS-200	554/571	P	P	P	Y	V
08/18/1995	DS-201	572/573	P	P	P	Y	V
08/18/1995	DS-202	563/564	P	P	P	Y	V
08/18/1995	DS-203	560/561	P	P	P	Y	V
08/18/1995	DS-204	565/549	P	P	P	Y	V
08/18/1995	DS-205	538/563	P	P	P	Y	V
08/21/1995	DS-206	578/579	P	P	P	Y	V
08/21/1995	DS-207	581/576?	P	P	P	Y	V
08/22/1995	DS-208	548/584	P	P	P	Y	V
08/22/1995	DS-209	583/587	P	P	P	Y	V
08/22/1995	DS-210	588/583	P	P	P	Y	V
08/28/1995	DS-211	473/590	F	P	P	Y	V

* B-BEAD, P-PATCH, CS-CAP STRIP
** V-VACUUM, S-SPARK, AP-AIR PRESSURE, VI-VISUAL, I-IMPACT, AL-AIR LANCE

HDPE GEOMEMBRANE QA DESTRUCTIVE SEAM FIELD TEST LOG
PELHAM BAY LANDFILL CLOSURE AND FINAL REMEDIATION

DATE	SAMPLE NUMBER	SEAM	PEAL	SHEAR	REPAIR METHOD *	REPAIR TEST	
						Y/N	TYPE**
08/28/1995	DS-212	592/593	P	P	P	Y	V
08/28/1995	DS-213	593/594	P	P	P	Y	V
08/28/1995	DS-214	597/598	F	F	P	Y	V
08/28/1995	DS-215	601/602	P	P	P	Y	V
08/28/1995	DS-216	604/605	P	P	P	Y	V
08/28/1995	DS-217	607/608	?	?	P	Y	V
08/28/1995	DS-218	608/609	P	P	P	Y	V
08/28/1995	DS-219	614/613	P	P	P	Y	V
08/29/1995	DS-211A	4731/590	P	P	P	Y	V
08/29/1995	DS-211B	591 PANEL	P	P	P	Y	V
08/29/1995	DS-217A	607/608	P	P	P	Y	V
08/29/1995	DS-214A	597/598	P	P	P	Y	V
08/29/1995	DS-214B	597/598	P	P	P	Y	V
08/29/1995	DS-217B	610/611	P	P	P	Y	V
09/01/1995	DS-220	475/616	P	P	P	Y	V
09/01/1995	DS-221	619/620	P	P	P	Y	V
09/01/1995	DS-222	620/621	P	P	P	Y	V
09/01/1995	DS-223	622/623	P	P	P	Y	V
09/01/1995	DS-224	626/627	P	P	P	Y	V
09/01/1995	DS-225	627/628	P	P	P	Y	V
09/01/1995	DS-226	601/628	P	P	P	Y	V
09/01/1995	DS-227	630/631	P	P	P	Y	V
09/01/1995	DS-228	631/632	P	P	P	Y	V
09/01/1995	DS-229	76/641	P	P	P	Y	V
09/01/1995	DS-230	647/648	P	P	P	Y	V
09/01/1995	DS-231	644/651	P	P	P	Y	V
09/01/1995	DS-232	17/650	P	P	P	Y	V
09/05/1995	DS-233	634/638	P	P	P	Y	V
09/05/1995	DS-234	63/63???	P	P	P	Y	V
09/08/1995	DS-235	589/653	P	P	P	Y	V
09/08/1995	DS-236	654/655	P	P	P	Y	V
09/08/1995	DS-237	659/660	P	P	P	Y	V
09/08/1995	DS-238	663/664	P	P	P	Y	V
09/08/1995	DS-239	576/668	P	P	P	Y	V
09/08/1995	DS-240	653/671	P	P	P	Y	V
09/08/1995	DS-241	671/672	P	P	P	Y	V
09/13/1995	DS-242	672/673	P	P	P	Y	V
09/13/1995	DS-243	676/677	P	P	P	Y	V
09/13/1995	DS-244	680/681	P	P	P	Y	V
09/13/1995	DS-245	684/685	P	P	P	Y	V
09/13/1995	DS-246	664/682	P	P	P	Y	V
09/13/1995	DS-247	658/676	P	P	P	Y	V
09/13/1995	DS-248	686/687	P	P	P	Y	V
09/13/1995	DS-249	690/691	P	P	P	Y	V

* B-BEAD, P-PATCH, CS-CAP STRIP
** V-VACUUM, S-SPARK, AP-AIR PRESSURE, VI-VISUAL, I-IMPACT, AL-AIR LANCE

HDPE GEOMEMBRANE QA DESTRUCTIVE SEAM FIELD TEST LOG
PELHAM BAY LANDFILL CLOSURE AND FINAL REMEDIATION

DATE	SAMPLE NUMBER	SEAM	PEAL	SHEAR	REPAIR METHOD *	REPAIR TEST	
						Y/N	TYPE**
09/13/1995	DS-250	695/696	P	P	P	Y	V
09/13/1995	DS-251	697/698	P	P	P	Y	V
09/13/1995	DS-252	702/703	P	P	P	Y	V
09/13/1995	DS-253	654/693	P	P	P	Y	V
09/13/1995	DS-254	705/706	P	P	P	Y	V
09/13/1995	DS-255	507/706	P	P	P	Y	V
09/19/1995	DS-256	545/701	P	P	P	Y	V
09/19/1995	DS-257	615/710	P	P	P	Y	V
09/19/1995	DS-258	712/713	P	P	P	Y	V
09/19/1995	DS-259	718/719	P	P	P	Y	V
09/22/1995	DS-260	634/720	P	P	P	Y	V
09/22/1995	DS-261	635/720	P	P	P	Y	V
09/22/1995	DS-262	724/722	F	F	P	Y	V
09/22/1995	DS-263	728/729	P	P	P	Y	V
09/22/1995	DS-264	719/730	P	P	P	Y	V
09/27/1995	DS-265	706/731	P	P	P	Y	V
09/27/1995	DS-266	51/52	P	P	P	Y	V
09/27/1995	DS-267	5/4-5/5	P	P	P	Y	V
09/27/1995	DS-268	57/59	P	P	P	Y	V
09/27/1995	DS-269	51/510	P	P	P	Y	V
09/27/1995	DS-270	59/52	P	P	P	Y	V
09/27/1995	DS-271	512/514	P	P	P	Y	V
09/27/1995	DS-272	731/520	P	P	P	Y	V
09/27/1995	DS-273	525/526	P	P	P	Y	V
09/27/1995	DS-274	528/530	P	P	P	Y	V
09/27/1995	DS-262A	722/724	F	F	P	Y	V
09/27/1995	DS-262B	722/724	P	P	P	Y	V
09/28/1995	DS-262C	722/724	F	F	P	Y	V
09/28/1995	DS-262D	723/723	P	P	P	Y	V
09/28/1995	DS-262E	715/716	P	P	P	Y	V
09/28/1995	DS-275	530/531	P	P	P	Y	V
09/28/1995	DS-276	533/534	P	P	P	Y	V
09/28/1995	DS-277	537/538	P	P	P	Y	V
09/29/1995	DS-278	S36-692	P	P	P	Y	V
10/03/1995	DS-279	685/745	P	P	P	Y	V
10/03/1995	DS-280	747/748	P	P	P	Y	V
10/03/1995	DS-281	752/753	P	P	P	Y	V
10/03/1995	DS-282	756/757	P	P	P	Y	V
10/03/1995	DS-283	759/760	P	P	P	Y	V
10/03/1995	DS-284	764/765	P	P	P	Y	V
10/03/1995	DS-285	767/768	P	P	P	Y	V
10/03/1995	DS-286	772/771	P	P	P	Y	V
10/11/1995	DS-287	217/540	P	P	P	Y	V
10/11/1995	DS-288	59/540	P	P	P	Y	V

* B-BEAD, P-PATCH, CS-CAP STRIP
** V-VACUUM, S-SPARK, AP-AIR PRESSURE, VI-VISUAL, I-IMPACT, AL-AIR LANCE

HDPE GEOMEMBRANE QA DESTRUCTIVE SEAM FIELD TEST LOG
PELHAM BAY LANDFILL CLOSURE AND FINAL REMEDIATION

DATE	SAMPLE NUMBER	SEAM	PEAL	SHEAR	REPAIR METHOD *	REPAIR TEST	
						Y/N	TYPE**
10/11/1995	DS-289	510/551	P	P	P	Y	V
10/11/1995	DS-290	539/541	P	P	P	Y	V
10/11/1995	DS-291	544/546	P	P	P	Y	V
10/11/1995	DS-292	560/561	P	P	P	Y	V
10/11/1995	DS-293	557/558	P	P	P	Y	V
10/11/1995	DS-294	562/563	P	P	P	Y	V
10/11/1995	DS-295	565/567	P	P	P	Y	V
10/11/1995	DS-296	569/571	P	P	P	Y	V
10/11/1995	DS-297	573/575	P	P	P	Y	V
10/11/1995	DS-298	802/380	P	P	P	Y	V
10/19/1995	DS-299	195/800	P	P	P	Y	V
10/19/1995	DS-300	808/300	P	P	P	Y	V
10/20/1995	DS-301	812/206	P	P	P	Y	V
10/20/1995	DS-302	811/365	P	P	P	Y	V
10/20/1995	DS-303	813/356	P	P	P	Y	V
10/20/1995	DS-304	814/232	P	P	P	Y	V
10/25/1995	DS-305	39/92	P	P	P	Y	V
10/25/1995	DS-306	94/96	P	P	P	Y	V
10/25/1995	DS-307	100/101	P	P	P	Y	V
10/25/1995	DS-308	105/106	P	P	P	Y	V
10/25/1995	DS-309	110/111	P	P	P	Y	V
10/25/1995	DS-310	353/111	P	P	P	Y	V
10/25/1995	DS-311	112/113	P	P	P	Y	V
10/25/1995	DS-312	115/55	P	P	P	Y	V
11/08/1995	DS-324C	765/829			BLOWN OUT		
10/26/1995	DS-313	115/117	P	P	P	Y	V
10/26/1995	DS-314	120/121	P	P	P	Y	V
10/26/1995	DS-315	126/127	P	P	P	Y	V
10/26/1995	DS-316	130/131	P	P	P	Y	V
10/26/1995	DS-317	135/136	P	P	P	Y	V
10/26/1995	DS-318	133/74	P	P	P	Y	V
10/30/1995	DS-319	159/158	P	P	P	Y	V
10/30/1995	DS-320	130/153	P	P	P	Y	V
10/30/1995	DS-321	145/146	P	P	P	Y	V
10/30/1995	S322	S156/415	F	F	P	Y	V
10/31/1995	DS-322A	414/154	P	P	P	Y	V
10/31/1995	DS-322B	157/415	P	P	P	Y	V
10/31/1995	DS-323	825/826	P	P	P	Y	V
10/31/1995	DS-324C	827/767	F	F	P	Y	V
11/07/1995	DS-324A	828/766	F	F	P	Y	V
11/07/1995	DS-324B	S165/5-138	P	P	P	Y	V
11/03/1995	DS-325	167/169	P	P	P	Y	V
11/03/1995	DS-326	166/168	P	P	P	Y	V
11/03/1995	DS-327	165/167	P	P	P	Y	V

* B-BEAD, P-PATCH, CS-CAP STRIP
** V-VACUUM, S-SPARK, AP-AIR PRESSURE, VI-VISUAL, I-IMPACT, AL-AIR LANCE

HDPE GEOMEMBRANE QA DESTRUCTIVE SEAM FIELD TEST LOG
PELHAM BAY LANDFILL CLOSURE AND FINAL REMEDIATION

DATE	SAMPLE NUMBER	SEAM	PEAL	SHEAR	REPAIR METHOD *	REPAIR TEST	
						Y/N	TYPE**
11/03/1995	DS-328	165/167	P	P	P	Y	V
11/03/1995	DS-329	137/165	F	F	P	Y	V
11/16/1995	DS-329A	165/137	F	F	P	Y	V
11/16/1995	DS-329B	165/166	P	P	P	Y	V
11/16/1995	DS-329C	165/38	P	P	P	Y	V
11/03/1995	DS-330	138/165	P	P	P	Y	V
11/03/1995	DS-331	138/165	P	P	P	Y	V
11/03/1995	DS-332	165/166	P	P	P	Y	V
11/03/1995	DS-333	165/166	P	P	P	Y	V
11/07/1995	DS-334	165/166	P	P	P	Y	V
11/03/1995	DS-335	166/168	P	P	P	Y	V
11/16/1995	DS-336	838/763	F	F	P	Y	V
11/16/1995	DS-337	838/839	P	P	P	Y	V
11/16/1995	DS-338	840/842	P	P	P	Y	V
11/16/1995	DS-336A	824/763	F	F	P	Y	V
11/16/1995	DS-336B	842/767	F	F	P	Y	V
11/16/1995	DS-336C	[illegible]	P	P	P	Y	V
11/08/1995	DS-339	166/170	P	P	P	Y	V
11/08/1995	DS-340	170/171	P	P	P	Y	V
11/08/1995	DS-341	172/173	P	P	P	Y	V
11/08/1995	DS-342	S-91/S-174	P	P	P	Y	V
11/08/1995	DS-343	163/179	P	P	P	Y	V
11/08/1995	DS-344	182/184	P	P	P	Y	V
11/16/1995	DS-345	185/186	P	P	P	Y	V
11/16/1995	DS-346	189/190	P	P	P	Y	V
11/16/1995	DS-347	173/191	F	F	P	Y	V
11/16/1995	DS-348	/195/197 EXT PAT	F	F	P	Y	V
11/16/1995	DS-349	198/426	P	P	P	Y	V
11/16/1995	DS-350	202/204	P	P	P	Y	V
11/16/1995	DS-351	208/210	P	P	P	Y	V
11/16/1995	DS-352	209/476	P	P	P	Y	V
11/16/1995	DS-353	204/429	F	F	P	Y	V
11/21/1995	DS-354	478/843	P	P	P	Y	V
11/21/1995	DS-355	846/848	P	P	P	Y	V
11/21/1995	DS-356	853/854	P	P	P	Y	V
11/21/1995	DS-357	847/858	P	P	P	Y	V
11/21/1995	DS-358	857/864	P	P	P	Y	V
11/21/1995	DS-359	619/850	P	P	P	Y	V
11/21/1995	DS-360	857/865	P	P	P	Y	V
11/21/1995	DS-361	866/868	P	P	P	Y	V
11/21/1995	DS-362	868/869	P	P	P	Y	V
11/21/1995	DS-363	866/869	P	P	P	Y	V
11/22/1995	DS-364	S-210/S-211	P	P	P	Y	V
11/22/1995	DS-365	S-216/875	P	P	P	Y	V

* B-BEAD, P-PATCH, CS-CAP STRIP
** V-VACUUM, S-SPARK, AP-AIR PRESSURE, VI-VISUAL, I-IMPACT, AL-AIR LANCE

HDPE GEOMEMBRANE QA DESTRUCTIVE SEAM FIELD TEST LOG
PELHAM BAY LANDFILL CLOSURE AND FINAL REMEDIATION

DATE	SAMPLE NUMBER	SEAM	PEAL	SHEAR	REPAIR METHOD *	REPAIR TEST	
						Y/N	TYPE**
11/21/1995	DS-366	867/877	P	P	P	Y	V
11/28/1995	DS-367	842/886	P	P	P	Y	V
11/28/1995	DS-368	768/886	P	P	P	Y	V
11/28/1995	DS-369	887/888	P	P	P	Y	V
11/28/1995	DS-370	S211/S221	P	P	P	Y	V
11/28/1995	DS-371	S217/837	P	P	P	Y	V
11/28/1995	DS-372	889/893	P	P	P	Y	V
11/28/1995	DS-373	5225/889	P	P	P	Y	V
11/28/1995	DS-274	5214/5224	P	P	P	Y	V
11/28/1995	DS-375	885/909	P	P	P	Y	V
11/28/1995	DS-376	/ELL BOOT ON 9(	P	P	P	Y	V
11/28/1995	DS-377	723/912	P	P	P	Y	V
11/28/1995	DS-378	912/913	P	P	P	Y	V
11/28/1995	DS-379	915/916	P	P	P	Y	V
11/28/1995	DS-380	914/915	P	P	P	Y	V
11/30/1995	DS-381	774/923	P	P	P	Y	V
11/30/1995	DS-382	914/928	P	P	P	Y	V
11/30/1995	DS-383	913/928	P	P	P	Y	V
11/30/1995	DS-384	929/930	P	P	P	Y	V
11/30/1995	DS-385	930/931	P	P	P	Y	V
11/30/1995	DS-386	932/933	P	P	P	Y	V
11/30/1995	DS-387	934/935	P	P	P	Y	V
11/30/1995	DS-388	940/941	P	P	P	Y	V
11/30/1995	DS-389	939/940	P	P	P	Y	V
11/30/1995	DS-390	935/936	P	P	P	Y	V
12/08/1995	DS-391	623/943	P	P	P	Y	V
12/08/1995	DS-392	920/948	P	P	P	Y	V
12/08/1995	DS-393	948/949	P	P	P	Y	V
12/06/1995	DS-394	EXT 911 - 942	P	P	P	Y	V
12/08/1995	DS-399	958/926	P	P	P	Y	V
12/08/1995	DS-396	[illegible]	P	P	P	Y	V
12/07/1995	DS-400	959/960	P	P	P	Y	V
12/07/1995	DS-401	962/963	P	P	P	Y	V
12/07/1995	DS-402	964/965	P	P	P	Y	V
12/07/1995	DS-403	966/771	LEFT SAMPLE IN FIELD, EXTRA				
12/07/1995	DS-404	966/967	P	P	P	Y	V
12/08/1995	DS-406	976/977	P	P	P	Y	V
12/08/1995	DS-407	980/981	P	P	P	Y	V
12/08/1995	DS-409	983/984	P	P	P	Y	V
12/07/1995	DS-410	986/987	F	P	P	Y	V
12/06/1995	DS-395	935/952	P	P	P	Y	V
12/06/1995	DS-397		P	P	P	Y	V
12/06/1995	DS-408	745/981	P	P	P	Y	V
12/06/1995	DS-414	668/1000	P	P	P	Y	V

* B-BEAD, P-PATCH, CS-CAP STRIP
** V-VACUUM, S-SPARK, AP-AIR PRESSURE, VI-VISUAL, I-IMPACT, AL-AIR LANCE

HDPE GEOMEMBRANE QA DESTRUCTIVE SEAM FIELD TEST LOG
PELHAM BAY LANDFILL CLOSURE AND FINAL REMEDIATION

DATE	SAMPLE NUMBER	SEAM	PEAL	SHEAR	REPAIR METHOD *	REPAIR TEST	
						Y/N	TYPE**
12/08/1995	DS-405	970/973	P	P	P	Y	V
12/07/1995	DS-415	1001/1002	P	P	P	Y	V
12/08/1995	DS-410A	986/987	P	P	P	Y	V
12/08/1995	DS-410B	986/987	P	P	P	Y	V
12/06/1995	DS-411	989/990	P	P	P	Y	V
12/08/1995	DS-412	993/994	P	P	P	Y	V
12/08/1995	DS-413	998/999	P	P	P	Y	V
12/07/1995	DS-416	951/1011	P	P	P	Y	V
12/05/1995	DS-398		P	P	P	Y	V
12/07/1995	DS-417	579/1005	P	P	P	Y	V
12/07/1995	DS-418	1010/558	P	P	P	Y	V
12/08/1995	DS-419	1012/1013	P	P	P	Y	V
12/08/1995	DS-420	1018/929	P	P	P	Y	V
12/18/1995	DS-421	573/1041	P	P	P	Y	V
12/18/1995	422	1044/1045	P	P	P	Y	V
12/18/1995	423	521/1049	P	P	P	Y	V
01/03/1996	424		F	F	P	Y	V
01/03/1996	DS-404A	966/967	F	F			
01/03/1996	DS-404B	966/967	F	F			
01/03/1996	DS-411A	989/990	F	F			
01/03/1996	DS-411B	989/990	F	F			
01/03/1996	DS-424A	EXTRUSION P	F	F			
01/03/1996	DS-424B	EXTRUSION P	F	F			

* B-BEAD, P-PATCH, CS-CAP STRIP
** V-VACUUM, S-SPARK, AP-AIR PRESSURE, VI-VISUAL, I-IMPACT, AL-AIR LANCE

B-8 HDPE Geomembrane Independent Laboratory Seam Strength Testing

Destructive Laboratory Peel and Shear Tests
PELHAM BAY LANDFILL CLOSURE AND FINAL REMEDIATION

SEAM	MACHINE NUMBER	SAMPLE NUMBER	DATE SAMPLE D	PEEL TEST P=Pass F=Fail	SHEAR TEST P=Pass F=Fail	BREAK TYPE FTB=Film Tear Bond	COMMENTS
2/3	1067	DS-1	5/4/95	P	P	FTB	Adhesion-Break for 3 of 5 Peel tests
6/7	1067	DS-2	5/4/95	P	P	FTB	
16/17	1020	DS-3	5/4/95	P	P	FTB	
19/20	1067	DS-4	5/8/95	P	P	FTB	
21/22	1067	DS-5	5/8/95	P	P	FTB	
23/24	1067	DS-6	5/8/95	P	P	FTB	
25/26	1067	DS-7	5/8/95	P	P	FTB	
30/31	1020	DS-8	5/16/95	P	P	FTB	
27/43	1020	DS-9	5/16/95	P	P	FTB	
29/30	1067	DS-10	5/16/95	P	P	FTB	
43/44	1067	DS-11	5/16/95	P	P	FTB	
44/45	1020	DS-12	5/16/95	P	P	FTB	
46/47	1067	DS-13	5/16/95	P	P	FTB	
18/49	1020	DS-14	5/9/95	P	P	FTB	
50/51	1020	DS-15	5/15/95	P	P	FTB	
51/52	1067	DS-16	5/16/95	P	P	FTB	
53/54	1067	DS-17	5/16/95	P	P	FTB	
55/56	1020	DS-18	5/15/95	P	P	FTB	
56/57	1067	DS-19	5/15/95	P	P	FTB	
57/58	1020	DS-20	5/15/95	P	P	FTB	
63/64	1020	DS-21	5/16/95	P	P	FTB	
62/63	1020	DS-22	5/16/95	P	P	FTB	
60/61	1020	DS-23	5/23/95	P	P	FTB	
55/56	1067	DS-24	5/17/95	P	P	FTB	
19/66	1060	DS-25	5/17/95	P	P	FTB	
69/70	1067	DS-26	5/18/95	P	P	FTB	
71/72	1020	DS-27	5/22/95	P	P	FTB	
74/75	1020	DS-28	5/22/95	P	P	FTB	
76/77	1020	DS-29	5/22/95	P	P	FTB	
84/85	1067	DS-30	5/22/95	P	P	FTB	
87/88	1067	DS-31	5/22/95	P	P	FTB	
90/91	1067	DS-32	5/22/95	P	P	FTB	
93/94	1067	DS-33	5/22/95	P	P	FTB	
96/97	1067	DS-34	5/22/95	P	P	FTB	
107/108	1020	DS-35	5/22/95	P	P	FTB	
100/101	1067	DS-36	5/22/95	P	P	FTB	
105/106	1060	DS-37	5/22/95	P	P	FTB	
117/124	1067	DS-38	-	P	P	FTB	
118/119	1067	DS-39	-	P	P	FTB	
120/88	1060	DS-40	-	P	P	FTB	
125/126	1020	DS-41	5/25/95	P	P	FTB	
127/128	1067	DS-42	5/24/95	P	P	FTB	
129/130	1100	DS-43	-	P	P	FTB	
131/132	1060	DS-44	-	F	P	FTB	Adhesion-Break for 2 of 5 Peel tests

Destructive Laboratory Peel and Shear Tests
PELHAM BAY LANDFILL CLOSURE AND FINAL REMEDIATION

SEAM	MACHINE NUMBER	SAMPLE NUMBER	DATE SAMPLE D	PEEL TEST P=Pass F=Fail	SHEAR TEST P=Pass F=Fail	BREAK TYPE FTB=Film Tear Bond	COMMENTS
131/132	1060	DS-44A	5/24/95	P	P	FTB	
131/132	1060	DS-44C	5/24/95	F	P	FTB	Adhesion-Break for 4 of 5 Peel tests
134/135	1060	DS-44E	5/24/95	P	P	FTB	
133/134	1100	DS-45	-	P	P	FTB	
135/136	1067	DS-46	-	P	P	FTB	
137/138	1100	DS-47	-	P	P	FTB	
98/95	278	DS-48	5/31/95	P	P	FTB	
139/140	1060	DS-49	5/31/95	P	P	FTB	
140/141	1100	DS-50C	5/25/95	P	P	FTB	
116/151	1100	DS-50D	5/30/95	F	P	FTB	Adhesion-Break for 3 of 5 Peel tests
143/157	1100	DS-51	5/31/95	P	P	FTB	
158/159	1067	DS-52	5/31/95	P	P	FTB	
116/151	1100	DS-53	5/31/95	P	P	FTB	
155/156	1067	DS-54	5/31/95	P	P	FTB	
74/77	278	DS-55	6/1/95	P	P	FTB	
156/161	1100	DS-56	6/1/95	P	P	FTB	
162/163	1067	DS-57	6/1/95	P	P	FTB	
164/165	1060	DS-58	6/1/95	P	P	FTB	
166/167	1067	DS-59	6/1/95	P	P	FTB	
168/169	1100	DS-60	6/1/95	P	P	FTB	
170/171	1060	DS-61	6/1/95	P	P	FTB	
172/173	1067	DS-62	6/1/95	P	P	FTB	
-	1067	DS-63	6/2/95	P	P	FTB	
180/181	1060	DS-64	6/2/95	P	P	FTB	
184/185	1100	DS-65	6/2/95	P	P	FTB	
183/184	1060	DS-66	6/2/95	P	P	FTB	
178/179	1100	DS-67	6/2/95	P	P	FTB	
186/193	1100	DS-68	6/5/95	P	P	FTB	
175/187	1100	DS-69	6/5/95	P	P	FTB	
188/189	1100	DS-70	6/5/95	P	P	FTB	
190/191	1100	DS-71	6/5/95	P	P	FTB	
205/207	1100	DS-72	6/8/95	P	P	FTB	
208/209	1060	DS-73	6/8/95	P	P	FTB	
213/214	1067	DS-74	6/9/95	P	P	FTB	
217/218	1100	DS-75	6/9/95	P	P	FTB	
219/220	1060	DS-76	6/9/95	P	P	FTB	
221/222	1067	DS-77	6/9/95	P	P	FTB	
157/223	1100	DS-78	6/9/95	P	P	FTB	
225/226	1100	DS-79	6/16/95	P	P	FTB	
227/228	1060	DS-80	6/16/95	P	P	FTB	
229/230	1067	DS-81	6/16/95	P	P	FTB	
230/231	1060	DS-82	6/16/95	P	P	FTB	
233/234	1067	DS-83	6/19/95	P	P	FTB	
236/238	1100	DS-84	6/19/95	P	P	FTB	

Destructive Laboratory Peel and Shear Tests
PELHAM BAY LANDFILL CLOSURE AND FINAL REMEDIATION

SEAM	MACHINE NUMBER	SAMPLE NUMBER	DATE SAMPLE D	PEEL TEST P=Pass F=Fail	SHEAR TEST P=Pass F=Fail	BREAK TYPE FTB=Film Tear Bond	COMMENTS
240/237	1100	DS-85	6/19/95	P	P	FTB	
242/243	1100	DS-86	6/21/95	P	P	FTB	
244/245	1060	DS-87	6/21/95	P	P	FTB	
246/247	1067	DS-88	6/21/95	P	P	FTB	
250/251	1060	DS-89	6/21/95	P	P	FTB	
255/256	1060	DS-90	6/21/95	P	P	FTB	
217/258	1100	DS-91	6/28/95	P	P	FTB	
259/260	1067	DS-92	6/28/95	P	P	FTB	
262/265	1060	DS-93	6/28/95	P	P	FTB	
263/264	1100	DS-94	6/28/95	P	P	FTB	
65/271	1060	DS-95	6/28/95	P	P	FTB	
275/273	1067	DS-96	6/28/95	P	P	FTB	
257/287	1100	DS-97	6/30/95	P	P	FTB	
288/289	1084	DS-98	6/30/95	P	P	FTB	
290/291	1067	DS-99	6/30/95	P	P	FTB	
292/293	1084	DS-100	6/30/95	P	P	FTB	
294/295	1100	DS-101	6/30/95	P	P	FTB	
298/297	1100	DS-102	6/30/95	P	P	FTB	
299/300	1084	DS-103	6/30/95	P	P	FTB	
301/302	1100	DS-104	6/30/95	P	P	FTB	
303/304	1084	DS-105	6/30/95	P	P	FTB	
308/309	1084	DS-106	6/30/95	P	P	FTB	
310/311	1100	DS-107	7/3/95	P	P	FTB	
316/317	1067	DS-109	7/3/95	P	P	FTB	
319/320	1162	DS-110	7/3/95	P	P	FTB	
332/333	1100	DS-117	7/6/95	P	P	FTB	
352/353	-	DS-124	7/7/95	P	P	FTB	
387/388	1084	DS-131	7/14/95	P	P	FTB	
377/376	1084	DS-138	7/13/95	P	P	FTB	
401/402	1084	DS-145	7/20/95	P	P	FTB	
417/418	1084	DS-152	7/25/95	P	P	FTB	
242/436	1162	DS-159	7/27/95	P	P	FTB	
477/478	1100	DS-164	8/3/95	P	P	FTB	
447/446	1100	DS-171	8/1/95	P	P	FTB	
S24/S25	1162	DS-178	8/10/95	P	P	FTB	
70/S10	1100	DS-185	8/9/95	P	P	FTB	
S38/S39	1162	DS-192	8/15/95	P	P	FTB	
S02/S51	1067	DS-199	8/16/95	P	P	FTB	
S78/S79	1067	DS-206	8/18/95	P	P	FTB	
604/605	1067	DS-216	8/25/95	P	P	FTB	
622/623	1162	DS-223	8/30/95	P	P	FTB	
17/650	1067	DS-232	8/31/95	P	P	FTB	
671/672	1100	DS-241	9/8/95	P	P	FTB	
658/676	1100	DS-247	9/11/95	P	P	FTB	

Destructive Laboratory Peel and Shear Tests
PELHAM BAY LANDFILL CLOSURE AND FINAL REMEDIATION

SEAM	MACHINE NUMBER	SAMPLE NUMBER	DATE SAMPLE D	PEEL TEST P=Pass F=Fail	SHEAR TEST P=Pass F=Fail	BREAK TYPE FTB=Film Tear Bond	COMMENTS
705/706	1100	DS-255	9/13/95	P	P	FTB	
635/720	1162	DS-261	9/19/95	P	P	FTB	
1/10	1067	DS-269	9/21/95	P	P	FTB	
33/34	1067	DS-276	9/28/95	P	P	FTB	
759/760	-	DS-283	10/2/95	P	P	FTB	
39/41	-	DS-290	10/10/95	P	P	FTB	
73/75	-	DS-297	10/11/95	P	P	FTB	
814/232	1162	DS-304	10/19/95	P	P	FTB	
112/113	1067	DS-311	10/24/95	P	P	FTB	
133/74	1162	DS-318	10/25/95	P	P	FTB	
825/826	1025	DS-323	10/30/95	P	P	FTB	
165/167	1025	DS-328	11/3/95	P	P	FTB	
168/166	1067	DS-335	11/6/95	P	P	FTB	
91/174	1025	DS-342	11/6/95	P	P	FTB	
198/426	1025	DS-349	11/10/95	P	P	FTB	
853/854	1151	DS-356	11/17/95	P	P	FTB	
867/869	1025	DS-363	11/18/95	P	P	FTB	
211/221	1067	DS-370	11/22/95	P	P	FTB	
BOOT/909	63	DS-377	11/25/95	P	P	FTB	
913/928	1219	DS-383	11/27/95	P	P	FTB	
936/935	1162	DS-390	11/28/95	P	P	FTB	
956/957	1067	DS-397	12/1/95	P	P	FTB	
966/967	1151	DS-404	12/4/95	P	P	FTB	Adhesion-Break for 2 of 5 Peel Tests
-	-	DS-404C	4/15/96	P	P	FTB	
989/990	1011	DS-411	12/5/95	F	P	FTB	2 of 5 tests not FTB for Peel Tests
-	-	DS-411C	4/15/96	P	P	FTB	
-	-	DS-411E	4/15/96	P	P	FTB	
-	-	DS-414F	4/15/96	P	P	FTB	
1010/558	-	DS-418	12/6/95	P	P	FTB	
p35/patch	-	DS-424C	5/2/96	P	P	FTB	
p42/1025	-	DS-424D	5/2/96	P	P	FTB	
1/2	W 1016	DSR-1	5/20/96	P	P	FTB	
195/10	W 1016	DSR-2	5/20/96	P	P	FTB	
18/211	W 1016	DSR-3	5/20/96	P	P	FTB	
79/25	W 1016	DSR-4	5/22/96	P	P	FTB	
776/28	W 1150	DSR-5	5/22/96	P	P	FTB	
21/22	W 1016	DSR-6	5/22/96	P	P	FTB	
32/152	W 1016	DSR-10	5/28/96	P	P	FTB	
63/64	W 2010	DSR-16	5/28/96	P	P	FTB	

B-9 Backup Information on Damaged HDPE Geomembrane Area

BRECO MECHANICAL GROUP, INC.
201 Saw Mill River Road
YONKERS, NEW YORK 10701

(914) 963-3850
(914) 963-3600

LETTER OF TRANSMITTAL

DATE	JOB NO.
5/16/96	876HP

ATTENTION

RE:

TO WARREN GORDON, P.E.
NYC-DEP

WE ARE SENDING YOU ☑ Attached ☐ Under separate cover via _____ the following items:

☐ Shop drawings ☐ Prints ☑ Plans ☐ Samples ☐ Specifications
☐ Copy of letter ☐ Change order ☑ TOP DAMAGE / REPAIR AREA

COPIES	DATE	NO.	DESCRIPTION
1		3	PLAN / AGTEK GENERATED SURVEY PERFORMED 5/13/96 BY K. SULLIVAN & J. HUMMEL.

THESE ARE TRANSMITTED as checked below:

☐ For approval ☐ Approved as submitted ☐ Resubmit _____ copies for approval
☑ For your use ☐ Approved as noted ☐ Submit _____ copies for distribution
☐ As requested ☐ Returned for corrections ☐ Return _____ corrected prints
☐ For review and comment ☐ _____
☐ FOR BIDS DUE _____ 19 _____ ☐ PRINTS RETURNED AFTER LOAN TO US

REMARKS _____

COPY TO FILE

SIGNED: Mike Kant

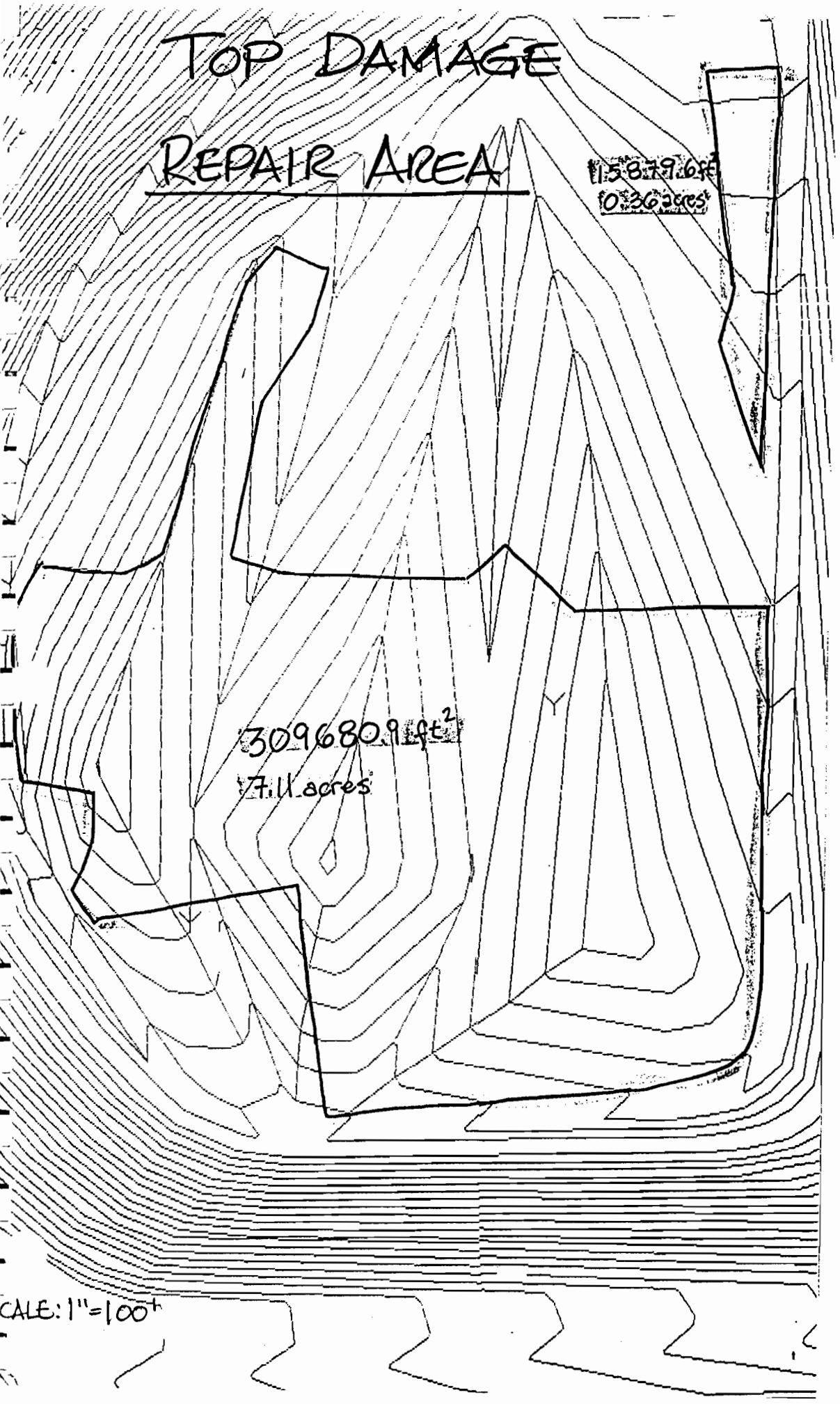
TOP DAMAGE
REPAIR AREA
15879.6ft²
0.36acres
3096809ft²
71.11acres
SCALE: 1"=100'

GSE™
GSE Lining Technology, Inc.

19103 Gundle Road
Houston, Texas 77073
800-435-2008
713-443-8564
Fax: 713-875-6010

29 April, 1996

Breco Mechanical Group, Inc.
210 Saw Mill River Road
Yonkers, NY 10701
Fax: 914/963-3989

Attn: Mark SanAngelo

Re: Repair at Pelham Bay Landfill
Revision to (8 April) Procedure

We have received the comments from NYCDEP (dated 25 April) and Woodward-Clyde (dated 24 April). to our proposed test protocol dated 8 April. It seems that everyone has a little different perspective on how to approach this issue and we are happy to assist in the coordination of this task. We appreciate everyone's input and have incorporated those concerns into this revision of the procedure.

SAMPLE COLLECTION

GSE will provide qualified personnel (hereafter: GSE Inspector) to observe the areas marked as questionable and to then progress into the currently acceptable regions. As the Inspector walks toward the unaffected areas, a spot will be chosen which is likely to be in satisfactory condition. A one square foot sample will be taken at that spot and the underlying composite material, if present, observed. If there is evidence of *any* damage under the liner, another sample will be taken five feet away (in the direction opposite the damage). This will continue until a sample that is visually acceptable is obtained. That sample will then be numbered (#1-GSE, for example), the manufacturing machine direction marked, and its location marked on a site drawing. In addition, an adjacent one square foot sample will be taken and numbered (#1-NYCDEP) for archive purposes.

The next sample will be taken approximately 50 feet away, around the perimeter of the (visually established) unacceptable area. Again, a visual judgment will be made and another set of samples cut and labeled (#2-GSE and #2-NYCDEP). In this fashion, a series of samples (#4 - 7?) will be cut for physical property testing. Please see the attached sketch for a visual explanation of this procedure.

FIELD TESTING

1" x 6" strip specimens will be prepared and tensile tested. Each sample will have two of these specimens cut in the machine direction and two cut in the cross direction. These four specimens will be tested on the field tensiometer for tensile yield strength and break strength. This is

achieved by, activating the "Hold" or "Peak" function on the tensiometer and observing the readout throughout the entire test. The test results will be averaged and compared to the project requirements (120 lb for yield and 225 lb for break).

Averaging of test results is appropriate and typical in the geosynthetics industry since variability in the material, in particular the textured liner, is normal. As such, a single value lower than the requirement is quite possible; however, that would not indicate the sample is unacceptable for serving as a containment barrier. Further, the original project specifications do not restrict averaging of test values. Therefore, GSE believes that averaging of test data (both field and laboratory) is appropriate and acceptable for this procedure.

If the sample does fail, it shall be rejected and retested (five feet out from the failed sample). When a passing sample is identified, it will be forwarded to GSE's Laboratory for conformation testing.

LABORATORY TESTING

The following table summarizes what tests will be performed in the GSE Lab, the minimum allowable values and the testing particulars.

Property	Method	Smooth	Textured	Test(s) Per Sample
Thickness (mil)	ASTM D 1693	60±10%	60±10%	5
Tensile Properties	ASTM D 638			
Yield Stress (lb/in)		130	130	1 MD and 1 CD
Yield Strain (%)	1.3" Gauge Length	13	13	1 MD and 1 CD
Break Stress (lb/in)		243	75	1 MD and 1 CD
Break Strain (%)	2.0" Gauge Length	500	150	1 MD and 1 CD
Tear (lb)	ASTM D 1004	40	45	1 MD and 1 CD
Puncture (lb)	FTMS 101, Meth. 2065	60	60	1
Dimensional Stability (% change)	ASTM D 1204	±3	±3	1 MD and 1 CD
Specific Gravity (g/cc)	ASTM D 792/D 1505	0.93		
Oxidative Induction Time, OIT (minutes)	ASTM D 3895, 200°C, 1 atmosphere	100	100	1
Notched Constant Tensile Load stress crack, NCTL (hours)	ASTM D 5397, single point	200	N/A	1 CD

If a sample does not meet any one of the above requirements, another set of samples (one for testing and one for archiving) will be obtained from the field (labeled #1A-GSE and #1A-NYCDEP) at the appropriate location and tested for all parameters listed above. If that sample fails, the routine will be repeated (samples labeled #1B, #1C and so on) until satisfactory material is reached.

In order to better guarantee the long term performance of the material, GSE will perform OIT and NCTL testing. The OIT test provides an indication of the resistance of the material to degradation due to oxidation. Since the material has been subjected to oxidative degradation (fire is an oxidation reaction), GSE will perform such testing. The NCTL test is to be performed in lieu of the environmental stress crack (ASTM D 1693) test that is mentioned in the project specifications. NCTL testing is a more advanced and rigorous test than ASTM D 1693 for determining a geomembranes resistance to stress cracking. Also, it is a much shorter test -- 200 hours versus 2000 hours.

The following paragraphs explain why various tests that are in the project specifications do not appear in the table above. GSE respects the suggestion that all job-specified properties are to be included in this procedure, however, some of those tests are not appropriate for HDPE geomembranes. They were tested on the material prior to deployment to meet contractual requirements. However, we are now in a position where judicious reasoning and explanations will be to everyone's advantage. Please be aware that GSE's number one priority is to insure long-term environmental containment. The repair efforts at Pelham bay are no different in this regard.

Please be advised that modulus of elasticity (MOE) is no longer performed routinely by GSE's (formally Gundle) Manufacturing Quality Assurance Laboratory to approve material for shipment. There is a great amount of uncertainty regarding the appropriateness of this test. MOE is determined from tensile testing. According to ASTM D 638 (Standard Test Method for Tensile Properties of Plastics), MOE is defined as "the ratio of stress (nominal) to corresponding strain below the proportional limit of a material. It is expressed in force per unit area, usually pounds-force per square inch (megapascals) (Also known as *elastic modulus* or *Young's modulus*)." This definition is followed by, "since the existence of a true proportional limit in plastics is debatable, the propriety of applying the term "modulus of elasticity" to describe the stiffness or rigidity of a plastic has been seriously questioned." The final statement is, "such a constant is useful if its arbitrary nature and dependence on time, temperature, and other factors are realized."

It is therefore evident that there is a great amount of uncertainty in MOE testing and interpretation. Further, MOE is misunderstood by some specification writers who do not realize that a high modulus generally means a membrane is stiffer than membrane with a lower MOE. The elastic modulus is therefore not a useful design parameter for geomembrane applications.

The uncertainty regarding MOE testing has been resolved with NSF International by omitting it from their required material properties for HDPE sheet. Due to the factors mentioned above, GSE does not propose to include MOE testing in this test procedure.

In a similar fashion, soil burial testing is not included in this test program. The test was originally developed for geomembranes that contain cellulose scrim as a reinforcement component; cellulose is subject to microbiological attack. It was also found that various chemical plasticizers and fillers such as those found in PVC geomembranes are also susceptible to microbiological attack. All currently produced polyethylene geomembranes are unsupported (i.e. do not contain scrim) and are unplasticized and unfilled. Therefore, the soil burial test does not affect the material, if performed properly. As a result of this, NSF no longer requires soil burial testing for HDPE geomembranes. Because of the aforementioned issues, and the fact that the test takes more than 30 days, GSE does not intend on including soil burial in this test procedure.

The next test that appears in the project specifications and not this test procedure is melt index. Often, melt flow is a required specification for lining products. However, this is not an appropriate specification. A material's melt flow characteristics have always been a concern to plastics manufacturers since there are so many specific types of resins available. This is the case in all plastic products from surgical tubing to plastic bottles. Geosynthetics is the only plastics industry GSE is aware of that sees melt flow in material specifications. It seems that it was developed as a marketing tool for the various manufacturers and is now so common, it is considered "normal". However, we must realize that the performance properties of a plastic material is not impacted in any way by the resin's melt flow properties. In light of this, it is GSE's opinion that melt index testing will not provide any technically useful information in the Pelham Bay issue.

✓ Low temperature brittleness is also being excluded from this test procedure. It is GSE's opinion that the test will not provide any useful data. We do not believe this to be a property affected by the damage incurred at Pelham Bay that will not be evidenced in the tests that will be performed. If a serious question arises, GSE is open to performing a limited amount of such testing to illustrate this point.

Carbon black content is excluded from the list of tested properties since it cannot be altered without the material being completely combusted. Since the carbon particles are on the order of five microns in diameter, there is no way to adversely affect the carbon content without *severe* damage to the product.

REPAIR BOUNDARY PLACEMENT

Once testing has been completed, the repair boundary will be marked and cut. Marking will involve using a suitable marking device to draw lines between (passing) sample locations. Before placement of new material, the authorized GSE Inspector will observe all underlying material at the cut interfaces to check for damage between the 50-foot spaced samples. If the Inspector finds any questionable area, he has the authority to remark the boundary. Throughout this work, the GSE Inspector will be encouraged to photograph any and all areas being inspected for historical recordkeeping purposes.

In addition to the GSE Inspector, Brecco or NYCDEP is welcome to have a representative present to observe the boundaries and document whatever information may be needed.

If anyone has any comments, questions or anything to add on this procedure, please call or fax so we may discuss. GSE is committed to working with you on this issue and will do everything we can to facilitate a high-quality repair job.

Regards,

Matthew W. Adams
Technical Service

CC: R. Zunker

GSE Lining Technology, Inc.
19103 Gundle Road
Houston, Texas 77073-3598
(800)435-2008 / (713)443-8564

NO PART OF THIS DOCUMENT MAY BE REPRODUCED OR DISTRIBUTED IN ANY FORM OR BY ANY MEANS, OR STORED IN A DATA BASE OR RETRIEVAL SYSTEM, WITHOUT THE PRIOR WRITTEN PERMISSION OF GSE Lining Technology, Inc.

DRAWN	DATE	REVISION	DWG. NO.
Dan	04/08/96	0	MATT006

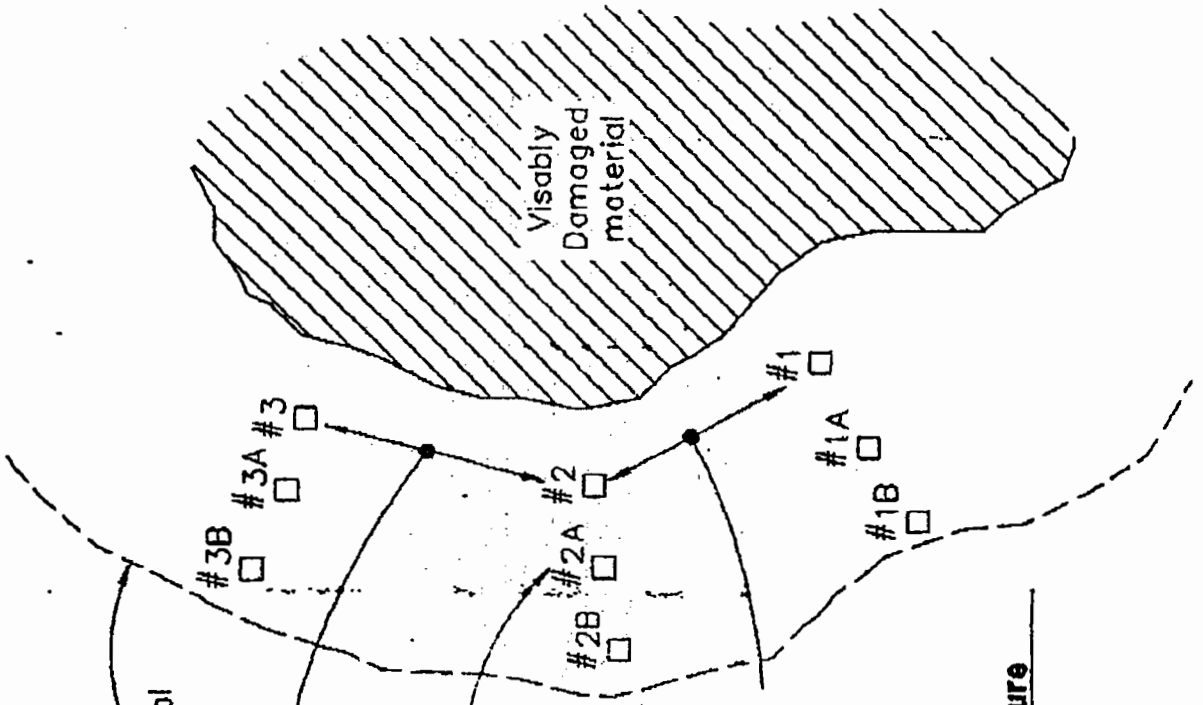

Example Of Sampling Procedure

Pelham Bay Landfill Cap

(Not to scale)

BRECO MECHANICAL GROUP, INC.
201 SAW MILL RIVER ROAD
YONKERS, NEW YORK 10701

*TEL. (914) 963-3600 * FAX (914) 963-3989*

May 23, 1996

Mr. Roy Durig, P.E.
Chief - Landfill Remediation
New York City Department of
Environmental Protection
96-05 Horace Harding Expressway
5th Floor - Lefrak Plaza
Corona, New York 11368

Re: Pelham Bay Landfill Closure
Contract No. 876-HP
Letter No. 76

Dear Mr. Durig,

Attached please find GSE's letter dated 5/22/96 detailing their schedule for liner repair. This schedule is weather dependent. Also attached are the test results for the samples taken to delineate the extent of damage.

Very Truly Yours,
BRECO MECHANICAL GROUP, INC.

Mark SanAngelo
Project Manager

Enc.

cc: P. Zoltanesky Jr.
P. Smith/J. Jarahari
W. Gordon
A. Ciancia
S. Mokbel

MS/jc
Durig.523

GSE™
GSE Lining Technology, Inc.

19103 Gundle Road
Houston, Texas 77073
800-435-2008
713-443-8564
Fax: 713-875-6010

May 22, 1996

Breco Mechanical Group, Inc.
201 Saw Mill River Road
Yonkers, New York 10701

Attn: Mark SanAngelo.

Re: Pelham Bay Landfill
GSE Project No. XA4790
Schedule of Work

Dear Mark,

GSE Lining Technology, Inc. provides the following schedule for the above referenced project.

Schedule:

1. Laboratory Testing of Samples - two weeks - complete May 22, 1996
2. Liner disposal - two dumpsters per day - complete May 24, 1996
3. Liner deployment / replacement - one acre per day - complete June 21, 1996
4. As-built drawing - upon completion of project

I have included a copy of the test results with this letter.

Sincerely,

Ronald Zunker, Jr.
Project Manager
Installation Services

enclosure

GSE Lining Technology, Inc.

Report Date: 5/21/96

Pelham Bay Landfill
GSE MR No. 1413-01
GSE Job No. XA4790

Sample #	Pass/Fail	Date Received	(S)mooth/ (T)extured	Tensile Strength @ Yield ASTM D 638, Type IV, 2 ipm Smooth Spec = 130 ppi Textured Spec = 130 ppi MD [ppi]	Tensile Strength @ Yield ASTM D 638, Type IV, 2 ipm Smooth Spec = 130 ppi Textured Spec = 130 ppi CD [ppi]	Tensile Elongation @ Yield 1.3" gage length Smooth Spec = 13 % Textured Spec = 13 % MD [%]	Tensile Elongation @ Yield 1.3" gage length Smooth Spec = 13 % Textured Spec = 13 % CD [%]	Tensile Strength @ Break ASTM D 638, Type IV, 2 ipm Smooth Spec = 243 ppi Textured Spec = 243 ppi MD [ppi]	Tensile Strength @ Break ASTM D 638, Type IV, 2 ipm Smooth Spec = 243 ppi Textured Spec = 243 ppi CD [ppi]	Tensile Elongation @ Break 2.0" gage length Smooth Spec = 500% Textured Spec = 150% MD [%]	Tensile Elongation @ Break 2.0" gage length Smooth Spec = 500% Textured Spec = 150% CD [%]	Tear Resistance ASTM D 1004 Smooth Spec = 40 lb. Textured Spec = 40 lb. MD [lb.]	Tear Resistance ASTM D 1004 Smooth Spec = 40 lb. Textured Spec = 40 lb. CD [lb.]
1	Pass	5/8/96	S	143	165	19	19	256	295	729	809	54	52
2	Pass	5/8/96	S	168	166	18	15	305	287	777	793		
3	Pass	5/8/96	S	153	148	20	16	277	255	794	793	49	54
4	Pass	5/8/96	S	171	164	17	16	291	280	743	769		
5	Pass	5/8/96	S	146	160	18	17	249	303	704	853		
6	Pass	5/8/96	S	168	166	21	18	258	262	675	759	52	61
7	Pass	5/8/96	S	163	160	19	17	264	244	685	720	49	55
8	Pass	5/8/96	S	162	161	21	16	314	309	806	853		
9	Pass	5/8/96	S	153	148	18	16	317	287	835	816		
10	Pass	5/8/96	T	155	169	20	16	275	300	772	830		
11	Pass	5/8/96	S	151	151	18	17	311	284	837	828		
12	Pass	5/8/96	S	157	168	18	18	298	298	791	817		
13	Pass	5/8/96	S	169	162	20	16	289	264	756	760		
14	Pass	5/8/96	S	166	166	18	18	298	254	764	709		
15	Pass	5/8/96	S	162	163	19	15	294	270	782	792	52	58
16	Pass	5/8/96	S	154	176	18	18	270	302	738	804		
17	Pass	5/8/96	S	160	171	20	16	315	282	887	812		
18	Pass	5/8/96	S	155	171	17	18	285	314	798	853		
19	Pass	5/8/96	S	158	178	18	17	303	324	827	897	52	56

Report By:
Melody Adams
Nathan Ives

GSE Lining Technology, Inc.

Report Date: 5/21/96

Pelham Bay Landfill
GSE MR No. 1413-01
GSE Job No. XA4790

Sample #	Pass/Fail	Date Received	(S)mooth/ (T)extured	Tensile Strength @ Yield ASTM D 638, Type IV, 2 ipm Smooth Spec = 130 ppi Textured Spec = 130 ppi MD [ppi]	Tensile Strength @ Yield CD [ppi]	Tensile Elongation @ Yield 1.3" gage length Smooth Spec = 13 % Textured Spec = 13 % MD [%]	Tensile Elongation @ Yield CD [%]	Tensile Strength @ Break Smooth Spec = 243 ppi Textured Spec = 243 ppi MD [ppi]	Tensile Strength @ Break CD [ppi]	Tensile Elongation @ Break 2.0" gage length Smooth Spec = 500% Textured Spec = 150% MD [%]	Tensile Elongation @ Break CD [%]	Tear Resistance ASTM D 1004 Smooth Spec = 40 lb. Textured Spec = 40 lb. MD [lb.]	Tear Resistance CD [lb.]
20	Pass	5/8/96	S	152	157	19	16	276	293	768	857		
21	Pass	5/8/96	S	149	178	20	17	278	288	809	794		
22	Pass	5/8/96	S	158	176	17	17	304	337	821	903		
23	Pass	5/8/96	S	175	169	19	17	312	289	767	809	53	56
24	Pass	5/8/96	S	155	168	17	17	255	320	689	856		
25	Pass	5/8/96	S	156	158	20	16	275	284	728	804		
26	Pass	5/8/96	S	155	165	20	17	285	342	766	914	53	58
27	Pass	5/8/96	S	169	178	17	17	255	296	744	818		
28	Pass	5/8/96	S	163	177	17	17	253	268	705	760		
29	Pass	5/8/96	S	195	172	15	16	293	313	753	824		
30	Pass	5/8/96	S	178	155	16	17	290	292	794	798	53	53
31	Pass	5/8/96	S	181	161	17	17	267	271	746	765		
32	Pass	5/8/96	S	180	167	14	16	281	310	768	805		
33	Pass	5/8/96	T	180	182	16	17	193	209	541	604	49	50
34	Pass	5/8/96	T	178	182	17	16	155	154	416	461	55	52
35	Pass	5/8/96	T	168	172	16	16	180	181	504	519		
36	Pass	5/8/96	T	165	172	17	17	185	177	516	511	52	47
37	Pass	5/8/96	T	164	164	16	16	120	112	393	318		
38	Pass	5/8/96	T	182	175	16	17	182	207	489	553		

Report By:
Melody Adams
Nathan Ivy

GSE Lining Technology, Inc.

Report Date: 5/21/96

Pelham Bay Landfill
GSE MR No. 1413-01
GSE Job No. XA4790

Sample #	Pass/Fail	Date Received	(S)mooth/ (T)extured	Tensile Strength @ Yield ASTM D 638, Type IV, 2 ipm Smooth Spec = 130 ppi Textured Spec = 130 ppi MD [ppi]	CD [ppi]	Tensile Elongation @ Yield 1.3" gage length Smooth Spec = 13 % Textured Spec = 13 % MD [%]	CD [%]	Tensile Strength @ Break Smooth Spec = 243 ppi Textured Spec = 243 ppi MD [ppi]	CD [ppi]	Tensile Elongation @ Break 2.0" gage length Smooth Spec = 500% Textured Spec = 150% MD [%]	CD [%]	Tear Resistance ASTM D 1004 Smooth Spec = 40 lb. Textured Spec = 40 lb. MD [lb.]	CD [lb.]
39	Pass	5/8/96	T	160	164	17	17	102	157	416	501	55	51
40	Pass	5/8/96	T	170	179	17	16	194	113	576	440		
41	Pass	5/8/96	T	174	178	16	15	132	142	220	449		
42	Pass	5/8/96	T	164	175	17	16	202	128	560	418		
43	Pass	5/8/96	T	172	165	17	16	193	124	564	529		
44	Pass	5/8/96	T	169	179	17	14	164	178	475	544		
45	Pass	5/8/96	T	171	175	17	16	175	130	483	269	54	49
46	Pass	5/8/96	T	173	170	18	16	166	171	516	480		
47	Pass	5/8/96	S	191	161	15	16	296	282	779	786		
48	Pass	5/8/96	S	155	161	16	15	240	265	703	790		
49	Pass	5/8/96	S	170	185	16	14	280	292	734	770	54	52
50	Pass	5/8/96	S	175	187	16	14	290	303	765	810		
51	Pass	5/8/96	S	167	173	16	14	285	289	774	803		
52	Pass	5/8/96	S	173	168	17	15	272	277	730	798		
53	Pass	5/8/96	S	156	160	17	17	242	257	705	761		

Report By:
Melody Adams
Nathan Ivy.

GSE Lining Technology, Inc.

Report Date: 5/21/96

Pelham Bay Landfill
GSE MR No. 1413-01
GSE Job No. XA4790

Sample #	Pass/Fail	Date Received	(S)mooth/ (T)extured	Puncture FTMS 101/Method 2065 Smooth Spec = 60 lb. Textured Spec = 60 lb. Resistance [lb.]	Dimensional Stability ASTM D 1204 1 hr. @ 100 degC Spec = +/- 3% MD [% change]	TD [% change]	Specific Gravity ASTM D 792/D 1505 Spec = >0.93	OIT ASTM D 3895 1 atm @ 200 degC GSE Spec = 100 min. [minutes]	Low Temp. Brittleness ASTM D 746 Spec = -40°F [°]	Average Thickness ASTM D 1593 Spec = 60 +/-10% [mil]
1	Pass	5/8/96	S	92	-0.17	-0.15	0.95	150	<-40	59
2	Pass	5/8/96	S							62
3	Pass	5/8/96	S	92	0.1	0.08	0.95	150	<-40	58
4	Pass	5/8/96	S							61
5	Pass	5/8/96	S							59
6	Pass	5/8/96	S	104	0.15	0.25	0.95	150	<-40	61
7	Pass	5/8/96	S	102	-0.07	-0.15	0.95	150	<-40	61
8	Pass	5/8/96	S							60
9	Pass	5/8/96	S							60
10	Pass	5/8/96	T							60
11	Pass	5/8/96	S							59
12	Pass	5/8/96	S							59
13	Pass	5/8/96	S							61
14	Pass	5/8/96	S							62
15	Pass	5/8/96	S	101	-0.08	0.07	0.95	150	<-40	60
16	Pass	5/8/96	S							62
17	Pass	5/8/96	S							60
18	Pass	5/8/96	S							61
19	Pass	5/8/96	S	89	-0.15	-0.37	0.95	150	<-40	61

Report By:
Melody Adams
Nathan Ivy

GSE Lining Technology, Inc.

Report Date: 5/21/96

Pelham Bay Landfill
GSE MR No. 1413-01
GSE Job No. XA4790

Sample #	Pass/Fail	Date Received	(S)mooth/ (T)extured	Puncture FTMS 101/Method 2065 Smooth Spec = 60 lb. Textured Spec = 60 lb. Resistance [lb.]	Dimensional Stability ASTM D 1204 1 hr. @ 100 degC Spec = +/- 3% MD [% change]	TD [% change]	Specific Gravity ASTM D 792/D 1505 Spec = >0.93	OIT ASTM D 3895 1 atm @ 200 degC GSE Spec = 100 min. [minutes]	Low Temp. Brittleness ASTM D 746 Spec = -40°F [°]	Average Thickness ASTM D 1593 Spec = 60 +/-10% [mil]
20	Pass	5/8/96	S							60
21	Pass	5/8/96	S							60
22	Pass	5/8/96	S							61
23	Pass	5/8/96	S	97	-0.23	-0.1	0.95	150	<-40	62
24	Pass	5/8/96	S							60
25	Pass	5/8/96	S							60
26	Pass	5/8/96	S	106	0.17	-0.35	0.95	150	<-40	62
27	Pass	5/8/96	S							62
28	Pass	5/8/96	S							60
29	Pass	5/8/96	S							63
30	Pass	5/8/96	S	102	0.42	0.12	0.95	126	<-40	61
31	Pass	5/8/96	S							61
32	Pass	5/8/96	S							62
33	Pass	5/8/96	T	111	0.25	0.02	0.95	112	<-40	63
34	Pass	5/8/96	T	101	0.12	0.1	0.95	103		63
35	Pass	5/8/96	T							62
36	Pass	5/8/96	T	96	0.12	0.05	0.95	174	<-40	61
37	Pass	5/8/96	T							64
38	Pass	5/8/96	T							65

Report By:
Melody Adams
Nathan Ivy

GSE Lining Technology, Inc.

Report Date: 5/21/96

Pelham Bay Landfill
GSE MR No. 1413-01
GSE Job No. XA4790

Sample #	Pass/Fail	Date Received	(S)mooth/ (T)extured	Puncture FTMS 101/Method 2065 Smooth Spec = 60 lb. Textured Spec = 60 lb. Resistance [lb.]	Dimensional Stability ASTM D 1204 1 hr. @ 100 degC Spec = +/- 3% MD [% change]	TD [% change]	Specific Gravity ASTM D 792/D 1505 Spec = >0.93	OIT ASTM D 3895 1 atm @ 200 degC GSE Spec = 100 min. [minutes]	Low Temp. Brittleness ASTM D 746 Spec = -40°F [°]	Average Thickness ASTM D 1593 Spec = 60 +/-10% [mil]
39	Pass	5/8/96	T	97	0.02	0.2	0.95	152	<-40	63
40	Pass	5/8/96	T							62
41	Pass	5/8/96	T							61
42	Pass	5/8/96	T							63
43	Pass	5/8/96	T							64
44	Pass	5/8/96	T							62
45	Pass	5/8/96	T	101	-0.13	0.2	0.95	124	<-40	63
46	Pass	5/8/96	T							63
47	Pass	5/8/96	S							59
48	Pass	5/8/96	S							56
49	Pass	5/8/96	S	95	-0.18	0.33	0.95	133	<-40	66
50	Pass	5/8/96	S							60
51	Pass	5/8/96	S							58
52	Pass	5/8/96	S							60
53	Pass	5/8/96	S							60

Report By:
Melody Adams
Nathan Ivy

FAX TRANSMITTAL SHEET

FOR ANY QUESTIONS CALL ME AT 829 3255

THE FOLLOWING SHEET - (INCLUDING THIS FAX COVER SHEET)

ARE TO BE DELIVERED TO: Mark SanAngelo

COMPANY: Breco.

DEPARTMENT:

FAX NUMBER:

COMMENTS: #7 is my only Question. Also attached is the sample ~~etc~~ we would like to test

FROM: Allan Gorlin.

PELHAM BAY LANDFILL
GSE PROJECT NO. XA4790
TEST SAMPLES

NUMBER	DAMAGE
1	BURN
2	BURN
3	BURN
4	BURN
5	BURN
6	BURN
7	BURN
8	BURN
9	BURN
10	BURN
11	BURN
12	BURN
13	BURN
14	BURN
15	WIND
16	WIND
17	WIND
18	WIND
19	WIND
20	WIND
21	WIND
22	WIND
23	WIND
24	WIND
25	WIND
26	BURN
27	BURN
28	BURN
29	BURN
30	BURN
31	BURN
32	BURN
33	BURN
34	BURN
35	BURN
36	BURN
37	BURN
38	BURN
39	WIND
40	WIND
41	WIND
42	WIND
43	WIND
44	WIND
45	BURN
46	BURN
47	BURN
48	WIND
49	WIND
50	WIND
51	WIND
52	WIND
53	WIND

5 choices

3
30
34
39
49

Also Maybe #12

Warren Gorden
NYC DEP

MAY-13-96 MON 9:06

GSE™
GSE Lining Technology, Inc.

19103 Gundle Road
Houston, Texas 77073
800-435-2008
713-443-8564
Fax: 713-875-6010

May 9, 1996

Breco Mechanical Group, Inc.
201 Saw Mill River Road
Yonkers, New York 10701

Attn: Mark SanAngelo

Re: Pelham Bay Landfill
GSE Project No. XA4790
May 7, 1996 Meeting Minutes

Dear Mark,

Please find the following minutes from our meeting on May 7, 1996, at the above referenced project. I have summarized my understanding of the agreements that were made between GSE, Breco, Woodward-Clyde, and the NYCDEP.

Please distribute the minutes to the listed parties, have them sign, if they agree with the following statements, and return the signed copy to my attention. If a signed copy is not returned by Monday, May 13, 1996, GSE Lining will stop work and demobe the project until this matter is resolved.

If you have any questions, do not hesitate to contact me at 713-230-5823.

Sincerely,

Ronald Zunker, Jr.
Project Manager
Installation Services

enclosure

MEMORANDUM

TO: Meeting Attendees

FROM: Ron Zunker, Project Manager
GSE Lining Technology, Inc.

DATE: May 9, 1996

SUBJECT: Minutes of Meeting
Held May 7, 1996
Pelham Bay Landfill
Bronx, New York

The purpose of these minutes is to document pertinent discussions and agreements made at this meeting. Should anyone attending this meeting take exception to any portion of these minutes, they should notify Ron Zunker immediately upon receipt. If no exceptions are noted, please sign and return this page via fax to 713-230-2528.

Name	Organization	Signature
Mark SanAngelo	Breco Mechanical Group, Inc.	
Said Mokbel	Woodward-Clyde Consultants	
Warren Gordon	NYCDEP	Warren Gordon
Bill Walling	GSE Lining Technology, Inc.	
Ron Zunker	GSE Lining Technology, Inc.	

It is GSE Lining Technology, Inc.'s understanding that the following points were agreed upon during the meeting held on May 7, 1996 at the Pelham Bay Landfill site.

1. GSE Lining Technology, Inc. will provide written certification that GSE visually surveyed the damage on the Pelham Bay Landfill, visually inspected the location of the test samples, will test the samples as specified in item #2 and will warranty the material and installation per the contract.

2. GSE Lining Technology, Inc. will test all samples (53) for tensile (in the machine and cross direction) and thickness. Fifteen (15) samples will require additional testing. The additional tests are low temperature brittleness, OIT, tear, puncture, dimensional stability and specific gravity.

3. GSE Lining Technology, Inc. will choose ten of the fifteen samples to be tested according to item #2. Woodward-Clyde and NYCDEP will choose the remaining five samples. Testing will start immediately and be completed within three weeks.

4. GSE Lining Technology, Inc. will provide written test results to Breco.

5. GSE Lining Technology, Inc. will provide written certification for ESCR results, referenced by panel numbers.

6. GSE Lining Technology, Inc. will provide an As-built with location of test samples identified, once installation is completed.

7. Liner along the anchor trench will be visually inspected for any signs of stress. Liner quality will be verified by destructive sampling of the tie-in seam. & Micrometer.

8. Breco will survey the location of the test samples. Breco will also survey the site in order to verify quantity of damaged material. Breco will pay for this survey.

rpz/page 3

NYC DEP

FIELD MEMO

TO: Warren Gordon, P.E.
Resident Engineer, Pelham Bay Landfill

FROM: Daniel Creighton
Geomembrane Supervisor

DATE: March 14, 1996

SUBJECT: Geomembrane Damage to the Top of Landfill

Due to the recent damage to the top of the landfill, much repair work and replacement of the geomembrane must be done. The following is a summary of the work which must be completed.

Replacement of missing panels:

Panels Totally Blown Away:

700, 701, 702, 703, 704, 705, 706, 731, 732, S-18, S19,
S-20, S-21, S-22, S-23, S-24, S-25, S-26, S-27, S-28, S-29, S-30,
S-31, S-32, S-33, S-56, S-57, S-58, S-59, S-60, S-61, S-62, S-63,
S-64, S-65, S-66, S-67, S-68, S-69, S-70, S-71, S-101, S-102, S-103,
S-104, S-105, S-106, S-107, S-108, S-109, S-110, S-111, S-117, S-118, S-119,
S-120, S-121, S-122, S-123, S-124, S-125, S-126, S-127, S-128, S-139, S-140,
S-141, S-142, S-143, S-144, S-145, S-146, S-147, S-148, S-149, S-150, S-195,
S-197, S-200 and S-203.

Total SF = 190,752

Panels Partially Blown Away:

Eastern Half of Panel S-112, Eastern Half of Panel S-113,
Eastern One Quarter of Panel S-114, Northern Half of Panel S-151,
Eastern Half of Panel S-198, Eastern Half of Panel S-202,
Eastern Half of Panel S-204, Eastern Three Quarters of Panel S-206,
Eastern Half of Panel S-208, Eastern Half of Panel S-209 and
Eastern Half of Panel S-210.

Total SF = 18,667

Sub-Total of Panels Blown Away = 209,419 SF

Replacement of panels damaged beyond repair:

Panels Totally Damaged:

699, 733, 734, 735, 736, 737, S-11, S-12, S-13, S-14, S-15
S-16, S-17, S-34, S-35, S-55, S-80, S-84, S-85, S-95, S-96, S-97,
S-98, S-99, S-100, S-115, S-129, S-152, S-192.

Total SF = 72,975

(continued on next page)

Panels Partially Damaged:

Eastern portion of 692, Eastern portion of 693,
Eastern portion of 694, Eastern portion of 695,
Eastern portion of 696, Eastern Half of Panel 776,
Eastern Half of Panel 777, Eastern Half of Panel 778,
Eastern Half of Panel 779, Eastern Half of Panel 204,
Western Half of Panel S-36, Western Half of Panel S-37,
Western Half of Panel S-38, Western Half of Panel S-78,
Western Half of Panel S-79, Western Portion of Panel S-81,
Northwestern Three Quarters of Panel S-83,
Western Half of Panel S-82, Western Half of Panel S-86,
Western Half of Panel S-87, Western Half of Panel S-88,
Western Half of Panel S-112, Western Half of Panel S-113,
Western Three Quarters of Panel S-114,
Southern Half of Panel S-151, Eastern Half of Panel S-193,
Eastern Half of Panel S-194, Eastern Half of Panel S-196,
Middle of Panel S-198, Middle of Panel S-199,
Western Half of Panel S-202, Middle of Panel S-204,
Middle of Panel S-206, Middle of Panel S-208,
Middle of Panel S-209 and Middle of Panel S-210.

Total SF = 51,442

Sub-Total of Panels Damaged Beyond Repair = 124,417 SF

Panels of questionable integrity to be checked:

S-36, S-37, S-38, S-39, S-40, S-41, S-42, S-43, S-44, S-45, S-46, S-47, S-48, S-49, S-50, S-51, S-52, S-53, S-54, S-74, S-75, S-76, S-77, S-92, S-93, S-93A, S-94, S-153, S-154, S-155, S-156, S-160, S-161, S-185, S-186, S-189, S-190 and S-211.

Sub-Total of Panels of Questionable Integrity = 83,739 SF

Grand Total of Damaged and Questionable Panels = 417,575 SF

All other panels on top of landfill visually appear to be salvageable. However, tests along the borders of damaged and questionable panels must be tested frequently to insure the integrity of the material. Tests should include all appropriate methods as per the Contract Documents to insure that the material still meets the specifications listed on page 02778-5, Part 2, Section 2.2.A. In addition, geomembrane should be free of holes or blisters and be of the same quality as when delivered to site. BRECO should submit their expert's proposal to repair the top of the landfill in accordance with the Specifications and Contract Documents at their earliest convenience.

xc: Ramaglia/Durig
Ciancia (WCCI)
NYS DEC
Rant (BRECO)

FIELD MEMO

TO: Warren Gordon, P.E.
Resident Engineer, Pelham Bay Landfill

FROM: Daniel Creighton
Geomembrane Supervisor

DATE: March 19, 1996

SUBJECT: Addendum: Geomembrane Damage to the Top of Landfill (3/14/96)

Due to the thunderstorm and winds last night, much more geomembrane liner was blown away and damaged beyond repair. The following is a summary of the additional panels that were damaged and must be replaced.

Panels Totally Blown Away:

733, 734, 735, 736, 737, S-3, S-4, S-5, S-6, S-7, S-8,
S-9, S-11, S-12, S-13, S-14, S-15, S-16, S-17, S-39, S-40, S-41,
S-42, S-43, S-44, S-45, S-46, S-47, S-48, S-49, S-50, S-51, S-52,
S-53, S-54, S-55, S-92, S-93, S-93A, S-94, S-95, S-96, S-97, S-98,
S-99, S-100, S-112, S-113, and S-114.

Sub-Total SF = 122,657

New Total of Panels Blown Away = 324,563 SF
New Total of Panels Damaged Beyond Repair = 65,516 SF
New Approximate Total of Questionable Panels = 42,428 SF

Amended Grand Total of Damaged and Questionable Panels = 432,507 SF

A few other panels on top of landfill are now questionable and tests along the borders of damaged panels will have to be done more frequently to insure the integrity of the material. Again, tests should include all appropriate methods as per the Contract Documents to insure that the material still meets the specifications listed on page 02778-5, Part 2, Section 2.2.A.

xc: Ramaglia/Durig
Ciancia (WCCI)
NYS DEC
Rant (BRECO)

BRECO MECHANICAL GROUP, INC.
201 SAW MILL RIVER ROAD
YONKERS, NEW YORK 10701

*TEL. (914) 963-3600 * FAX (914) 963-3989*

June 17, 1996

Mr. Roy Durig, P.E.
Chief - Landfill Remediation
New York City Department of
Environmental Protection
96-05 Horace Harding Expressway
5th Floor - Lefrak Plaza
Corona, New York 11368

Re: Pelham Bay Landfill Closure
Contract No. 876-HP
Letter No. 78

Dear Mr. Durig,

The attached letter from GSE Lining Technology Inc. dated June 14, 1996 was forwarded directly to you by GSE. GSE's letter essentially states that GSE has again completed the installation of the geomembrane liner. Per the provisions of Paragraph 3.3K of Specification 02778, GEOMEMBRANE ACCEPTANCE, the geomembrane installation has been accepted by the DEP. Per paragraph 3.3K, ownership and responsibility for the geomembrane now belongs to NYCDEP, (and not to Breco, as erroneously stated in GSE's 6/14/96 letter).

Consistent with this, GSE states that any damage that occurs to the geomembrane from and after June 14, 1996 will be repaired by GSE at and for the account of the NYCDEP.

We will be completing the final tabulation of costs for the repair and will submit them to you shortly.

Very Truly Yours,
BRECO MECHANICAL GROUP, INC.

Mark SanAngelo
Project Manager

Enc.

cc: P. Zoltanesky, Jr
P. Smith/ J. Jarahari
W. Gordon
A. Ciancia
S. Mokbel
Durig.617

GSE™
GSE Lining Technology, Inc.

19103 Gundle Road
Houston, Texas 77073
800-435-2008
713-443-8564
Fax: 713-875-6010

June 14, 1996

Mark San Angelo
Breco Mechanical Group, Inc.
201 Saw Mill River Road
Yonkers, New York 10701

RE: Pelham Bay Landfill, Cover and Protection of Work
GSE Lining Technology, Inc. Project Number XA4790

Dear Mr. San Angelo:

On June 14, 1996, GSE Lining Technology, Inc. completed its installation subcontract requirements on the above referenced project, including the repairs to the damaged liner. As of this date, the Scope of Work required of GSE has final acceptance by DEP's third party inspector (four (4) final acceptance sheets attached) and you as the onsite representative of Breco Mechanical Group, Inc. With these acceptances, except for the submittal of as-built panel drawings; final submittals of conformance testing; and final billing, GSE has completed the installation of the geomembrane and the responsibility for protection of the geomembrane now belongs to Breco.

Please be advised that the exposed liner is now at risk to the elements, Acts of God and the onsite construction activities of Breco Mechanical Group, Inc. and its other subcontractors, invitees, and other third parties. Any damage that occurs to the geomembrane from and after June 14, 1996 will be repaired by GSE at and for the account of Breco Mechanical Group, Inc. GSE, in the very near future, will be submitting the remaining contract items for approval by the onsite Resident Engineer and the onsite representative of Breco Mechanical Group, Inc.

Sincerely,

Ronald Zunker, Jr.
Project Manager -
Installation Services

RZ/cr

cc: Warren Gordon, NYCDEP
Master File

Gundle

PROJECT: Pelham Bay Landfill
LOCATION: Bronx New York
DATE 5-24-96 P.F.# XA4790

Final
~~PRE-START~~ SITE INSPECTION

1. INSPECTED BY:

NAME	REPRESENTING	POSITION
Vic Siracusa	GSE Liner Technology	Field Supvr.
Paul Doscher	Breco Mechanical Group, Inc.	
Daniel Crotanon	NYC DEP	Geo Supvr.

2. DESCRIPTION OF INSPECTED AREA Areas Wall Final Inspection.
60mil HDPE Smooth Liner From Panel PR.1 PR.2 PR.3 PR.4 PR.5 PR.6 PR.7 PR.8 PR.9 PR.10 PR.11 PR.12 PR.13 PR14 PR.15 PR.16 PR.17 PR.18

PHOTOS ENCLOSED ☐ TO FOLLOW ☐

3. REMEDIAL WORK REQUIRED:

4. DATE & CONDITIONS OF GUNDLE START-UP:

5. FURTHER INSPECTION REQUIRED: YES ☐ NO ☐ DATE: _____

6. BILLING FOR ADDITIONAL INSPECTION/WORK (Must be accompanied by Change Order)

GUNDLE REPRESENTATIVE	OWNER/CONTRACTOR	INSPECTOR
(WHITE)	(YELLOW)	(PINK)

Form No. 05125
PROUDLY PRINTED IN TEXAS BY SOUTHWEST DATACORP (713) 465-4900 GUNDLE REPRESENTATIVE

printed on recycled paper

Gundle

PROJECT: Pelham Bay L.F
LOCATION: Bronx New York
DATE 5/28/96 P.F.# XA 4790

Final
~~PRE-START SITE~~ INSPECTION

1. INSPECTED BY:

NAME	REPRESENTING	POSITION
Vik Siarkasone	G.S.E Lining Technology	Field sup
Paul Dorsler	Breco Mechanical Group Inc	
Daniel	NYCDEP	

2. DESCRIPTION OF INSPECTED AREA

Final inspection Panel Pr.19 TO Pr.31

PHOTOS ENCLOSED ☐ TO FOLLOW ☐

3. REMEDIAL WORK REQUIRED:

4. DATE & CONDITIONS OF GUNDLE START-UP:

5. FURTHER INSPECTION REQUIRED: YES ☐ NO ☐ DATE:

6. BILLING FOR ADDITIONAL INSPECTION/WORK (Must be accompanied by Change Order)

GUNDLE REPRESENTATIVE	OWNER/CONTRACTOR	INSPECTOR
(WHITE)	(YELLOW)	(PINK)

Form No. 05186

printed on recycled paper

Gundle

PROJECT: Pelham Pkwy LIE
LOCATION: BRONX NEW YORK
DATE 5.31 P.F.# KA4780

~~PRE-START SITE INSPECTION~~ Final

1. INSPECTED BY:

NAME	REPRESENTING	POSITION
VIC SIACCASONE	G.S.E	SUP
PAUL DOSCHER	BRECO	SUP
DANIEL	DEP	SUP

2. DESCRIPTION OF INSPECTED AREA

Final INSPECTION PANELS Room PR.51 TO PR-66 PR-67 TO PR80

PHOTOS ENCLOSED ☐ TO FOLLOW ☐

3. REMEDIAL WORK REQUIRED:

4. DATE & CONDITIONS OF GUNDLE START-UP:

5. FURTHER INSPECTION REQUIRED: YES ☐ NO ☐ DATE:

6. BILLING FOR ADDITIONAL INSPECTION/WORK (Must be accompanied by Change Order)

6-2-96

GUNDLE REPRESENTATIVE (WHITE) | OWNER/CONTRACTOR (YELLOW) | INSPECTOR (PINK)

Gundle

PROJECT: Pelham Bay
LOCATION: Bronx NY
DATE 6/11/96 P.F.# XA4790

Final
~~PRE-START SITE INSPECTION~~

1. INSPECTED BY:

NAME	REPRESENTING	POSITION
Vik Siackason e.	G.S.E.	Sup
Paul Dascher	Breco	Sup
Daniel -	Dep	Sup

2. DESCRIPTION OF INSPECTED AREA
Final inspection panels From TR1 thru TR11 and PR81 thru PR124

PHOTOS ENCLOSED ☐ TO FOLLOW ☐

3. REMEDIAL WORK REQUIRED:
Supply GSE TEE Shots (N)

4. DATE & CONDITIONS OF GUNDLE START-UP:

5. FURTHER INSPECTION REQUIRED: YES ☐ NO ☐ DATE: _____

6. BILLING FOR ADDITIONAL INSPECTION/WORK (Must be accompanied by Change Order)

GUNDLE REPRESENTATIVE (WHITE) | OWNER/CONTRACTOR (YELLOW) | INSPECTOR (PINK)

Gundle Lining Construction Corp
Gundle
19103 Gundle Road
Houston, Texas 77073-3598
U.S.A.
Phone: (713) 443-8564
Toll Free: (800) 435-2008
Telex: 764057 GUNDLE HOU
FAX: (713) 875-6010

CERTIFICATE OF ACCEPTANCE

JOB NO: XA 4790
JOB NAME: Pelham Bay Landfill
CLIENT: BEECO MECHANICAL CRC
BILL TO: SAME

JOB DESCR:
% COMPLETE OF TOTAL JOB: 100%

MATERIAL	ESTIMATED SQ. FEET	FINAL QUANTITY / DESCRIPTION
60mil HDPE	315524	DEPLOYED WELD + QC.
60mil HOT	23.078	DEPLOYED WELD AND QC.

I, the undersigned, duly authorized representative of _____ do hereby take over and accept the work described above from the date hereof and confirm that to the best of my knowledge the work has been completed in accordance with specifications and the terms and conditions of the contract.

Name	Signature	Title	Date
V.K. Blackmore	V.K. Blackmore	Field supervisor	6-13-96

Certificate accepted by Gundle Lining Representative

Name	Signature	Title	Date
PAUL F. DOSCHER	Paul F. Doscher	SUPER.	6-13-96

New York City Department of Environmental Protection

Division of Landfill Remediation

Pelham Bay Landfill

Contract 876-HP

Geomembrane Capping and Gas Collection System

SAMPLES ALONG PERIMETER OF DAMAGED LINER

DATE	SAMPLE #	PANEL #	SHEAR (PPI) SAME DIRECTION AS WELD	SHEAR (PPI) PERPENDICULAR TO WELD	COMMENTS
5/1/96	1	S-211	178	153	
			176	160	
	2	S-210	169	170	
			170	173	
	3	S-208	169	164	LINER HAS SLIGHT MELT MARKS ON UNDERSIDE
			166	163	
	4	S-204	172	185	
			166	189	
	5	S-198	160	174	
			165	171	
	6	S-194	172	169	
			172	162	
	7	S-190	169	175	
			163	182	
	8	S-187	178	177	MISSING COMPOSITE FOR ½ OF AREA.
			172	175	
	9	S-160	172	170	
			174	162	
	10	S-159	163	170	
			162	170	
	11	S-185	159	169	
			160	166	
	12	S-189	166	182	NO COMPOSITE
			160	176	
	13	S-193	172	185	NO COMPOSITE
			173	175	

Inspector's Name

New York City Department of Environmental Protection
Division of Landfill Remediation
Pelham Bay Landfill
Contract 876-HP
Geomembrane Capping and Gas Collection System

SAMPLES ALONG PERIMETER OF DAMAGED LINER

DATE	SAMPLE #	PANEL #	SHEAR (PPI) SAME DIRECTION AS WELD	SHEAR (PPI) PERPENDICULAR TO WELD	COMMENTS
5/1/96	14	S-195	171	168	No Composite
			177	164	
5/2/96	15	S-152 EAST	156	161	½ No Composite. Slight evidence of melting on Southern edge
			162	161	
	16	S-152 CENTER	164	174	
			171	169	
	17	S-129 EAST	170	175	
			168	178	
	18	S-129 CENTER	159	167	
			165	170	
	19	S-129 WEST	167	174	No Composite
			168	173	
	20	S-131	171	163	
			173	168	
	21	S-72	166	168	
			167	175	
	22	S-71	158	171	
			158	168	
	23	S-71	160	172	~~No Composite~~
			176	160	
	24	S-71	160	167	No Composite
			160	172	
	25	S-32	163	177	No Composite
			162	175	
	26	S-33	158	174	
			158	171	

Inspector's Name Daniel O'Connor

New York City Department of Environmental Protection
Division of Landfill Remediation
Pelham Bay Landfill
Contract 876-HP
Geomembrane Capping and Gas Collection System

SAMPLES ALONG PERIMETER OF DAMAGED LINER

DATE	SAMPLE #	PANEL #	SHEAR (PPI) SAME DIRECTION AS WELD	SHEAR (PPI) PERPENDICULAR TO WELD	COMMENTS
5/2/96	27	S-35	178	183	
			179	182	
	28	S-37	167	174	
			168	178	
	29	S-78	158	179	
			161	177	
	30	S-84	149	164	
			153	170	
	31	S-82	158	167	FOLDED OVER COMPOSITE NE CORNER
			164	167	
	32	S-87	155	164	
			157	166	
	33 T	779	179	192	
			178	190	
	34 T	777	172	171	½ COMPOSITE SUNKILLED W. SLIGHT MELT MARKS ON UNDERSIDE
			173	170	
	35 T	686	168	171	
			165	169	
	36 T	688	161	170	
			162	167	
	37 T	691	169	174	
			167	168	
	38 T	683	167	175	
			169	173	
	39 T	695	172	169	
			171	169	

T = TEXTURED

Inspector's Name Daniel O'Connor

New York City Department of Environmental Protection
Division of Landfill Remediation
Pelham Bay Landfill
Contract 876-HP
Geomembrane Capping and Gas Collection System

SAMPLES ALONG PERIMETER OF DAMAGED LINER

DATE	SAMPLE #	PANEL #	SHEAR (PPI) SAME DIRECTION AS WELD	SHEAR (PPI) PERPENDICULAR TO WELD	COMMENTS
5/2/96	40 T	P-699 TOP	206	200	
			200	197	
	41 T	P-699 BOTTOM	198	199	
			199	204	
	42 T	P-702	197	197	
			190	186	
	43 T	P-733 BOTTOM	209	209	
			203	201	
	44 T	P-733 TOP	200	200	
			199	195	
	45 T	P-735	193 D.C	199	BUNDLED COMPOSITE - GAS WELL
			~~193~~ 194 D.C	198	
	46 T	P-737	195	203	
			190	205	
	47 S	S-11 BOTTOM	186	193	
			187	177	
	48 S	S-11 MIDDLE	181	171	
			183	175	
	49 S	S-11 TOP	188	201	
			191	204	
	50 S	S-2	199	212	
			200	210	
	51 S	S-4	183	200	
			192	194	
	52 S	S-6	194	204	
			191	193	
	53 S	S-9	175 / 175	196 / 191	Inspector's Name: Daniel O'Connor

T = Textured
S = smooth

C:\123R4W\SAMPLE\DAM_SAMP

FIELD REPORT – WELD TESTS

DATE FAXED OR CALLED IN:	DATE WELDED:	PAGE OF
JOB# XA4790	JOB NAME: Pelham Bay LF	
SUPERVISOR NAME: Vill Stackasone	S.S.#	AMBIENT TEMP.

JOB SPECIFICATION REQUIREMENTS:	MATERIAL	MIL	PEEL IN:	PEEL OUT:	SHEAR:
	MATERIAL	MIL Same direction	PEEL IN: Against	PEEL OUT:	SHEAR:

FUS/ EXT	MAT/MIL	SEAM #	SAMPLE # OR SEAM TEST	TECH I.D. #	MACHINE #	PEEL IN PPI	PEEL OUT PPI	SHEAR PPI	PASS/ FAIL	MACHINE SETTINGS TEMP.	SPEED	PRESSURE	VOLTS
	Gorl HDPE	S-11	SAM-47			186	P	183	P				
						187	P	177	P				
		S-11	SAM-48			181	P	171	P				
						183	P	175	P				
		S-11	SAM-49			188	P	201	P				
						191	P	204	P				
		S-02	SAM-50			199	P	212	P				
						200	P	210	P				
		S-4	SAM-51			183	P	200	P				
						182	P	193	P				
		S-6	SAM-52			194	P	191	P				
						204	P	193	P				
		S-9	SAM-53			175	P	196	P				
						175	P	191	P				

All weld test field reports must be phoned in or faxed in daily to the attention of Patti Spencer. Phone 1 (800) 435-2008 Fax (713) 875-6010

CALL YOUR PROJECT MANAGER IMMEDIATELY UPON NOTIFICATION OF A FAILURE [redacted] REV [redacted]/93 [redacted]

ATTN: Nan ep, x747

FIELD REPORT – WELD TESTS

DATE FAXED OR CALLED IN:		DATE WELDED:		PAGE OF
JOB#	JOB NAME:			
SUPERVISOR NAME:		S.S.#		AMBIENT TEMP.
JOB SPEC. REQUIREMENTS:	MATERIAL	MIL	PEEL SPEC:	SHEAR SPEC:
	MATERIAL	MIL 5.	PEEL SPEC: A.	SHEAR SPEC:

FUS/ EXT	MAT./MIL	PANEL ~~SEAM~~ #	SAMPLE # OR SEAM TEST	TECH I.D. #	MACHINE #	PEEL IN PPI	PEEL OUT PPI	SHEAR PPI	PASS/ FAIL	MACHINE SETTINGS TEMP.	SPEED	PRESSURE	VOLTS
		S-152	SAMPLE #15			156.	P.	161	P.				
						162.	P	161	P				
		S-152	SAMPLE #16			164	P	174	P				
						171	P	169	P				
		S-129	SAMPLE-17			170	P	175	P				
						168	P	178	P.				
		S-129	SAMPLE-18			159	P	167	P				
						164	P	170	P				
		S-129	SAMPLE-19			167	P	174	P				
						168.	P	175	P				
		S-131	SAMPLE-20			171	P	163	P				
						173	P	168	P				
		S-72	SAMPLE-21			166	P	168	P				
						167	P	175	P				

All weld test field reports must be faxed in or phoned in daily. PHONE (800) 435-2008; FAX (713) 875-6010

CALL ED ZIMMEL (x821) OR YOUR PROJECT MANAGER UPON NOTIFICATION OF A FAILURE!!!

Rev. 11-2-94

FIELD REPORT – WE.. TESTS

DATE FAXED OR CALLED IN:	DATE WELDED:	PAGE OF
JOB# XA4790 JOB NAME: Pelham Bay Bronx NY		
SUPERVISOR NAME: T.K. Stackhouse	S.S.# 464 49 6623	AMBIENT TEMP:

JOB SPECIFICATION REQUIREMENTS: MATERIAL	MIL	PEEL IN:	PEEL OUT:	SHEAR:
MATERIAL	MIL	PEEL IN:	PEEL OUT:	SHEAR:

FUS/ EXT	MAT./MIL	SEAM #	SAMPLE # OR SEAM TEST	TECH I.D. #	MACHINE #	PEEL IN PPI	PEEL OUT PPI	SHEAR PPI	PASS/ FAIL	MACHINE SETTINGS TEMP.	SPEED	PRESSURE	VOLTS
			8			178	–	177	P				
						172	–	175	P				
			9			172	–	170	P		1		
						174	–	162	P				
			10			163	–	170	P				
						162	–	170	P				
			11			159	–	169	P				
						166	–	166	P				
			12			166	–	182	P				
						160	–	176	P				
			13			172	–	185	P				
						173	–	175	P				
			14			171	–	168	P				
						177	–	164	P				

All weld test field reports must be phoned in or faxed in daily to the attention of Patti Spencer. Phone 1 (800) 435–2008 Fax (713) 875–6010

CALL YOUR PROJECT MANAGER IMMEDIATELY UPON NOTIFICATION OF A FAILURE!!

REV.3/24/93

FIELD REPORT – WELD TESTS

DATE FAXED OR CALLED IN:

DATE WELDED: 5-1-96

PAGE OF

JOB# 19479 JOB NAME: Pelham Bay Bronx NY

SUPERVISOR NAME: F.K. Stackasone

S.S.# 464-49-6673

AMBIENT TEMP:

JOB SPECIFICATION REQUIREMENTS: MATERIAL MIL Same direction PEEL IN: opcite PEEL OUT: SHEAR:

MATERIAL MIL Yield PEEL IN: Break PEEL OUT: SHEAR:

FUS/ EXT	MAT./MIL	SEAM #	SAMPLE # OR SEAM TEST	TECH I.D. #	MACHINE #	~~PEEL IN~~ ~~PPI~~	~~PEEL OUT~~ ~~PPI~~	SHEAR PPI	PASS/ FAIL	MACHINE SETTINGS TEMP.	SPEED	PRESSURE	VOLTS
			1			178	–	153	P				
						176	–	160	P				
			2			169	–	170	P		1		
						170	–	173	P				
			3			169	–	164	P				
						168	–	163	P				
			4			172	–	185	P				
						166	–	189	P				
			5			160	–	174	P				
						165	–	171	P				
			6			172	–	169	P				
						172	–	162	P				
			7			169	–	175	P				
						163	–	182	P				

All weld test field reports must be phoned in or faxed in daily to the attention of Patti Spencer. Phone 1 (800) 435–2008 Fax (713) 875–6010

CALL YOUR PROJECT MANAGER IMMEDIATELY UPON NOTIFICATION OF A FAILURE!!

REV. 3/24/93

BRECO MECHANICAL GROUP, INC.
201 Saw Mill River Road
YONKERS, NEW YORK 10701

(914) 963-3850
(914) 963-3600

LETTER OF TRANSMITTAL

DATE	JOB NO.
5/20/96	876HP
ATTENTION	
RE:	

TO WARREN GORDON, P.E.
NYC-DEP

WE ARE SENDING YOU ☑ Attached ☐ Under separate cover via _____ the following items:

☐ Shop drawings ☐ Prints ☐ Plans ☐ Samples ☐ Specifications
☐ Copy of letter ☐ Change order ☑ QC TEST RESULTS

COPIES	DATE	NO.	DESCRIPTION
1		6	RESULTS OF TESTS PERFORMED ON SAMPLES TAKEN ON TOP DUE TO DAMAGE.

THESE ARE TRANSMITTED as checked below:

☐ For approval ☐ Approved as submitted ☐ Resubmit _____ copies for approval
☑ For your use ☐ Approved as noted ☐ Submit _____ copies for distribution
☐ As requested ☐ Returned for corrections ☐ Return _____ corrected prints
☐ For review and comment ☐ _____
☐ FOR BIDS DUE _____ 19 _____ ☐ PRINTS RETURNED AFTER LOAN TO US

REMARKS _____

COPY TO FILE

SIGNED: Michael Rand

If enclosures are not as noted, kindly notify us at once.

GSE Lining Technology, Inc.

Report Date: 5/17/96

Pelham Bay Landfill
GSE MR No. 1413-01
GSE Job No. XA4790

Sample #	Pass/Fail	Date Received	(S)mooth/ (T)extured	Tensile Strength @ Yield ASTM D 638, Type IV, 2 ipm Smooth Spec = 130 ppi Textured Spec = 130 ppi MD [ppi]	Tensile Strength @ Yield ASTM D 638, Type IV, 2 ipm Smooth Spec = 130 ppi Textured Spec = 130 ppi CD [ppi]	Tensile Elongation @ Yield 1.3" gage length Smooth Spec = 13 % Textured Spec = 13 % MD [%]	Tensile Elongation @ Yield 1.3" gage length Smooth Spec = 13 % Textured Spec = 13 % CD [%]	Tensile Strength @ Break ASTM D 638, Type IV, 2 ipm Smooth Spec = 243 ppi Textured Spec = 243 ppi MD [ppi]	Tensile Strength @ Break ASTM D 638, Type IV, 2 ipm Smooth Spec = 243 ppi Textured Spec = 243 ppi CD [ppi]	Tensile Elongation @ Break 2.0" gage length Smooth Spec = 500% Textured Spec = 150% MD [%]	Tensile Elongation @ Break 2.0" gage length Smooth Spec = 500% Textured Spec = 150% CD [%]	Tear Resistance ASTM D 1004 Smooth Spec = 40 lb. Textured Spec = 40 lb. MD [lb.]	Tear Resistance ASTM D 1004 Smooth Spec = 40 lb. Textured Spec = 40 lb. CD [lb.]
1	Pass	5/8/96	S	143	165	19	19	256	295	729	809	54	52
2	Pass	5/8/96	S	168	166	18	15	305	287	777	793		
3	Pass	5/8/96	S	153	148	20	16	277	255	794	793	49	54
4	Pass	5/8/96	S	171	164	17	16	291	280	743	769		
5	Pass	5/8/96	S	146	160	18	17	249	303	704	853		
6	Pass	5/8/96	S	168	166	21	18	258	262	675	759	52	61
7	Pass	5/8/96	S	163	160	19	17	264	244	685	720	49	55
8	Pass	5/8/96	S	162	161	21	16	314	309	806	853		
9	Pass	5/8/96	S	153	148	18	16	317	287	835	816		
10	Pass	5/8/96	T	155	169	20	16	276	300	772	830		
11	Pass	5/8/96	S	151	151	18	17	311	284	837	828		
12	Pass	5/8/96	S	157	168	18	18	298	298	791	817		
13	Pass	5/8/96	S	169	162	20	16	289	264	756	760		
14	Pass	5/8/96	S	166	166	18	18	298	254	764	709		
15	Pass	5/8/96	S	162	163	19	15	294	270	782	792	52	58
16	Pass	5/8/96	S	154	176	18	18	270	302	738	804		
17	Pass	5/8/96	S	160	171	20	16	315	282	887	812		
18	Pass	5/8/96	S	155	171	17	18	285	314	798	863		
19	Pass	5/8/96	S	158	178	18	17	303	324	827	897	52	56

Report By:
Melody Adams
Nathan Ivy

GSE I ing Technology, Inc.

Report Date: 5/17/96

Pelham Bay Landfill
GSE MR No. 1413-01
GSE Job No. XA4790

Sample #	Pass/Fail	Date Received	(S)mooth/ (T)extured	Tensile Strength @ Yield ASTM D 638, Type IV, 2 ipm Smooth Spec = 130 ppi Textured Spec = 130 ppi MD [ppi]	Tensile Strength @ Yield ASTM D 638, Type IV, 2 ipm Smooth Spec = 130 ppi Textured Spec = 130 ppi CD [ppi]	Tensile Elongation @ Yield 1.3" gage length Smooth Spec = 13 % Textured Spec = 13 % MD [%]	Tensile Elongation @ Yield 1.3" gage length Smooth Spec = 13 % Textured Spec = 13 % CD [%]	Tensile Strength @ Break Smooth Spec = 243 ppi Textured Spec = 243 ppi MD [ppi]	Tensile Strength @ Break Smooth Spec = 243 ppi Textured Spec = 243 ppi CD [ppi]	Tensile Elongation @ Break 2.0" gage length Smooth Spec = 500% Textured Spec = 150% MD [%]	Tensile Elongation @ Break 2.0" gage length Smooth Spec = 500% Textured Spec = 150% CD [%]	Tear Resistance ASTM D 1004 Smooth Spec = 40 lb. Textured Spec = 40 lb. MD [lb.]	Tear Resistance ASTM D 1004 Smooth Spec = 40 lb. Textured Spec = 40 lb. CD [lb.]
20	Pass	5/8/96	S	152	157	19	16	276	293	768	857		
21	Pass	5/8/96	S	149	178	20	17	278	288	809	794		
22	Pass	5/8/96	S	158	176	17	17	304	337	821	903		
23	Pass	5/8/96	S	175	169	19	17	312	289	767	809	53	56
24	Pass	5/8/96	S	155	168	17	17	255	320	689	856		
25	Pass	5/8/96	S	156	158	20	16	275	284	728	804		
26	Pass	5/8/96	S	155	165	20	17	285	342	766	914	53	58
27	Pass	5/8/96	S	169	178	17	17	255	296	744	818		
28	Pass	5/8/96	S	163	177	17	17	253	268	705	760		
29	Pass	5/8/96	S	195	172	15	16	293	313	753	824		
30	Pass	5/8/96	S	178	155	16	17	290	292	794	798	53	53
31	Pass	5/8/96	S	181	161	17	17	267	271	746	765		
32	Pass	5/8/96	S	180	167	14	16	281	310	768	805		
33	Pass	5/8/96	T	180	182	16	17	193	209	541	604	49	50
34	Pass	5/8/96	T	178	182	17	16	155	154	416	461	55	52
35	Pass	5/8/96	T	168	172	16	16	180	181	504	519		
36	Pass	5/8/96	T	166	172	17	17	185	177	516	511	52	47
37	Pass	5/8/96	T	164	164	16	16	120	112	393	318		
38	Pass	5/8/96	T	182	175	16	17	182	207	489	553		

Report By:
Melody Adams

GSE Lining Technology, Inc.

Report Date: 5/17/96

Pelham Bay Landfill
GSE MR No. 1413-01
GSE Job No. XA4790

Sample #	Pass/Fail	Date Received	(S)mooth/ (T)extured	Tensile Strength @ Yield (ASTM D 638, Type IV, 2 ipm) Smooth Spec = 130 ppi Textured Spec = 130 ppi MD [ppi]	Tensile Strength @ Yield CD [ppi]	Tensile Elongation @ Yield 1.3" gage length Smooth Spec = 13 % Textured Spec = 13 % MD [%]	Tensile Elongation @ Yield CD [%]	Tensile Strength @ Break Smooth Spec = 243 ppi Textured Spec = 243 ppi MD [ppi]	Tensile Strength @ Break CD [ppi]	Tensile Elongation @ Break 2.0" gage length Smooth Spec = 500% Textured Spec = 150% MD [%]	Tensile Elongation @ Break CD [%]	Tear Resistance ASTM D 1004 Smooth Spec = 40 lb. Textured Spec = 40 lb. MD [lb.]	Tear Resistance CD [lb.]
39	Pass	5/8/96	T	160	164	17	17	102	157	416	501	55	51
40	Pass	5/8/96	T	170	179	17	16	194	113	576	440		
41	Pass	5/8/96	T	174	178	16	15	132	142	220	449		
42	Pass	5/8/96	T	164	175	17	16	202	128	560	418		
43	Pass	5/8/96	T	172	165	17	16	193	124	564	529		
44	Pass	5/8/96	T	169	179	17	14	164	178	475	544		
45	Pass	5/8/96	T	171	175	17	16	175	130	483	269	54	49
46	Pass	5/8/96	T	173	170	18	16	166	171	516	480		
47	Pass	5/8/96	S	191	161	15	16	296	282	779	786		
48	Pass	5/8/96	S	155	161	16	15	240	265	703	790		
49	Pass	5/8/96	S	170	185	16	14	280	292	734	770	54	52
50	Pass	5/8/96	S	175	187	16	14	290	303	765	810		
51	Pass	5/8/96	S	167	173	16	14	285	289	774	803		
52	Pass	5/8/96	S	173	168	17	15	272	277	730	798		
53	Pass	5/8/96	S	156	160	17	17	242	257	705	761		

Report By:
Melody Adams
Nathan Ivy

GSE Lining Technology, Inc.

Report Date: 5/17/96

Pelham Bay Landfill
GSE MR No. 1413-01
GSE Job No. XA4790

Sample #	Pass/Fail	Date Received	(S)mooth/ (T)extured	Puncture FTMS 101/Method 2065 Smooth Spec = 60 lb. Textured Spec = 60 lb. Resistance [lb.]	Dimensional Stability ASTM D 1204 1 hr. @ 100 degC Spec = +/- 3% MD [% change]	TD [% change]	Specific Gravity ASTM D 792/D 1505 Spec = >0.93	OIT ASTM D 3895 1 atm @ 200 degC GSE Spec = 100 min. [minutes]	Low Temp. Brittleness ASTM D 746 Spec = -40°F [°]	Average Thickness ASTM D 1593 Spec = 60 +/-10% [mil]
1	Pass	5/8/96	S	92	-0.17	-0.15	0.95	150	<-40	59
2	Pass	5/8/96	S							62
3	Pass	5/8/96	S	92	0.1	0.08	0.95	150	<-40	58
4	Pass	5/8/96	S							61
5	Pass	5/8/96	S							59
6	Pass	5/8/96	S	104	0.15	0.25	0.95	150	<-40	61
7	Pass	5/8/96	S	102	-0.07	-0.15	0.95	150	<-40	61
8	Pass	5/8/96	S							60
9	Pass	5/8/96	S							60
10	Pass	5/8/96	T							60
11	Pass	5/8/96	S							59
12	Pass	5/8/96	S							59
13	Pass	5/8/96	S							61
14	Pass	5/8/96	S							62
15	Pass	5/8/96	S	101	-0.08	0.07	0.95	150	<-40	60
16	Pass	5/8/96	S							62
17	Pass	5/8/96	S							60
18	Pass	5/8/96	S							61
19	Pass	5/8/96	S	89	-0.15	-0.37	0.95	150	<-40	61

Report By:
Melody Adams
Nathan Ivy

GSE Lining Technology, Inc.

Pelham Bay Landfill
GSE MR No. 1413-01
GSE Job No. XA4790

Sample #	Pass/Fail	Date Received	(S)mooth/ (T)extured	Puncture FTMS 101/Method 2065 Smooth Spec = 60 lb. Textured Spec = 60 lb. Resistance [lb.]	Dimensional Stability ASTM D 1204 1 hr. @ 100 degC Spec = +/- 3% MD [% change]	TD [% change]	Specific Gravity ASTM D 792/D 1505 Spec = >0.93	OIT ASTM D 3895 1 atm @ 200 degC GSE Spec = 100 min. [minutes]	Low Temp. Brittleness ASTM D 746 Spec = -40°F [°]	Average Thickness ASTM D 1593 Spec = 60 +/-10% [mil]
20	Pass	5/8/96	S							60
21	Pass	5/8/96	S							60
22	Pass	5/8/96	S							61
23	Pass	5/8/96	S	97	-0.23	-0.1	0.95	150	<-40	62
24	Pass	5/8/96	S							60
25	Pass	5/8/96	S							60
26	Pass	5/8/96	S	106	0.17	-0.35	0.95	150	<-40	62
27	Pass	5/8/96	S							62
28	Pass	5/8/96	S							60
29	Pass	5/8/96	S							63
30	Pass	5/8/96	S	102	0.42	0.12	0.95	Pending	Pending	61
31	Pass	5/8/96	S							61
32	Pass	5/8/96	S							62
33	Pass	5/8/96	T	111	0.25	0.02	0.95	112	Pending	63
34	Pass	5/8/96	T	101	0.12	0.1	0.95			63
35	Pass	5/8/96	T							62
36	Pass	5/8/96	T	96	0.12	0.05	0.95	174	Pending	61
37	Pass	5/8/96	T							64
38	Pass	5/8/96	T							65

Report By:
Melody Adams
Nathan Ivy

GSE Lin g Technology, Inc.

Report Date: 5/17/96

Pelham Bay Lanafill
GSE MR No. 1413-01
GSE Job No. XA4790

Sample #	Pass/Fail	Date Received	(S)mooth/ (T)extured	Puncture FTMS 101/Method 2065 Smooth Spec = 60 lb. Textured Spec = 60 lb. Resistance [lb.]	Dimensional Stability ASTM D 1204 1 hr. @ 100 degC Spec = +/- 3% MD [% change]	TD [% change]	Specific Gravity ASTM D 792/D 1505 Spec = >0.93	OIT ASTM D 3895 1 atm @ 200 degC GSE Spec = 100 min. [minutes]	Low Temp. Brittleness ASTM D 746 Spec = -40°F [°]	Average Thickness ASTM D 1593 Spec = 60 +/-10% [mil]
39	Pass	5/8/96	T	97	0.02	0.2	0.95	Pending	Pending	63
40	Pass	5/8/96	T							62
41	Pass	5/8/96	T							61
42	Pass	5/8/96	T							63
43	Pass	5/8/96	T							64
44	Pass	5/8/96	T							62
45	Pass	5/8/96	T	101	-0.13	0.2	0.95	Pending	Pending	63
46	Pass	5/8/96	T							63
47	Pass	5/8/96	S							59
48	Pass	5/8/96	S							56
49	Pass	5/8/96	S	95	-0.18	0.33	0.95	Pending	Pending	66
50	Pass	5/8/96	S							60
51	Pass	5/8/96	S							58
52	Pass	5/8/96	S							60
53	Pass	5/8/96	S							60

Report By:

GSE™

Quality Control Certificate

RAILCAR : ACFX53288
MATERIAL : HDT 060 MIL
BATCH # : 050595
ROLL # : 03032371

MANF. DATE : 05/05/1995
PROJECT NAME : PELHAM BAY CLOSURE
MR NUMBER : 1413-01 PROJECT # : XA4790
LOCATION : HOUSTON TX 054

TEST PARAMETER	TESTING FREQUENCY	TYPICAL SPECIFICATIONS	TEST RESULTS	ASTM METHOD
Minimum Thickness (mil)	EVERY ROLL	54.0 min	57.0	D 751 NSF Mod.
Carbon Black (%)	5TH ROLL	2.0 to 3.0	2.5	D 1603
Carbon Black Dispersion	5TH ROLL	A-1/A-2/B-1	A-1	D 3015
Density (g/cc)	5TH ROLL	0.940 min	0.947	D 1505 (Meth.A)
Tensile Properties:				
Yield Strength (ppi)	EVERY ROLL	130	154	
Break Strength (ppi)	EVERY ROLL	75	192	D 638 Type IV
Yield Elongation (%)	EVERY ROLL	10	17	2 ipm
Break Elongation (%)	EVERY ROLL	120	589	
Puncture Resistance (lb)	EVERY ROLL	80	122	FTMS 101, Meth. 2065
Tear Resistance (lb)	EVERY ROLL	45	61	D 1004
Dimensional Stability (%)	EVERY ROLL	-2.00 to 2.00	-0.28	D 1204 (1 hr, 100C)
ESCR (hrs)	1/RAILCAR	1500 min	Pending	D 1693 NSF MOD.

APPROVED
#20
6/3/96
QA

GSE™

Quality Control Certificate

RAILCAR : TR9316-2
MATERIAL : HDT 060 MIL
BATCH # : 012295
ROLL # : 04019914

MANF. DATE : 01/22/1995
PROJECT NAME : PELHAM BAY CLOSURE
MR NUMBER : 1413-01 PROJECT # : XA4790
LOCATION : HOUSTON TX 054

TEST PARAMETER	TESTING FREQUENCY	TYPICAL SPECIFICATIONS	TEST RESULTS	ASTM METHOD
Minimum Thickness (mil)	EVERY ROLL	54.0 min	56.0	D 751 NSF Mod.
Carbon Black (%)	5TH ROLL	2.0 to 3.0	2.1	D 1603
Carbon Black Dispersion	5TH ROLL	A-1/A-2/B-1	A-1	D 3015
Density (g/cc)	5TH ROLL	0.940 min	0.946	D 1505 (Meth.A)
Tensile Properties:				
Yield Strength (ppi)	EVERY ROLL	130	174	
Break Strength (ppi)	EVERY ROLL	75	155	D 638 Type IV
Yield Elongation (%)	EVERY ROLL	10	17	2 ipm
Break Elongation (%)	EVERY ROLL	120	490	
Puncture Resistance (lb)	EVERY ROLL	80	120	FTMS 101, Meth. 2065
Tear Resistance (lb)	EVERY ROLL	45	55	D 1004
Dimensional Stability (%)	EVERY ROLL	-2.00 to 2.00	0.05	D 1204 (1 hr, 100C)
ESCR (hrs)	1/RAILCAR	1500 min	Pending	D 1693 NSF MOD.

APPROVED
DP
#20
6/3/96
QA

GSE™

Quality Control Certificate

RAILCAR : PSPX1109
MATERIAL : HDT 060 MIL
BATCH # : 082195
ROLL # : 03034514

MANF. DATE : 08/21/1995
PROJECT NAME : PELHAM BAY CLOSURE
MR NUMBER : 1413-01 PROJECT # : XA4790
LOCATION : HOUSTON TX 054

TEST PARAMETER	TESTING FREQUENCY	TYPICAL SPECIFICATIONS	TEST RESULTS	ASTM METHOD
Minimum Thickness (mil)	EVERY ROLL	54.0 min	56.0	D 751 NSF Mod.
Carbon Black (%)	5TH ROLL	2.0 to 3.0	2.3	D 1603
Carbon Black Dispersion	5TH ROLL	A-1/A-2/B-1	A-1	D 3015
Density (g/cc)	5TH ROLL	0.940 min	0.947	D 1505 (Meth.A)
Tensile Properties:				
Yield Strength (ppi)	EVERY ROLL	130	157	
Break Strength (ppi)	EVERY ROLL	75	157	D 638 Type IV
Yield Elongation (%)	EVERY ROLL	10	17	2 ipm
Break Elongation (%)	EVERY ROLL	120	408	
Puncture Resistance (lb)	EVERY ROLL	80	112	FTMS 101, Meth. 2065
Tear Resistance (lb)	EVERY ROLL	45	57	D 1004
Dimensional Stability (%)	EVERY ROLL	-2.00 to 2.00	0.02	D 1204 (1 hr, 100C)
ESCR (hrs)	1/RAILCAR	1500 min	Pending	D 1693 NSF MOD.

APPROVED
#20
6/3/96
QA

C-1 Geocomposite Production Minimum Property Values Quality Control Certificates

Appendix C-1
GEOCOMPOSITE PRODUCTION MINIMUM PROPERTY VALUES QUALITY CONTROL CERTIFICATES

The Tensar Corporation supplied the geocomposite (Tensar product code DC4205)for the Pelham Bay Landfill Closure. Geocomposite for this project was delivered to the project site from April 1995 through May 1996. Each shipment of geocomposite material was accompanied by quality control certification from the manufacturer. Each certificate provide information on the thickness, tensile strength, melt index, density, %CB and Peel and/or Bond Strength. The range of values for each parameter were as follows:

Thickness (mm)	5.20 – 5.98
Tensile Strength (lb/ft)	588.6 – 904.8
Melt Index (gm/10min)	0.318 – 0.669
Density (gm/cc)	0.948 – 0.978
% CB	2.16 – 2.92

Peel Strength Addendum (gm/in)

Top	1104 - 5148
Bottom	1052 - 4791

Bond Strength (g/in) 1129 - 4640

In addition to the QC certification for the particular lot of material shipped, Material Property Data Sheets were provided. Copies of representative QC documentation that accompanied each shipment are included in this appendix.

Tensar®

The Tensar Corporation

1210 Citizens Parkway
Morrow, Georgia 30260
(404) 968-3255

MAY 04, 1995

AGAM CONSTRUCTORS, INC.
CONSTRUCTION MANAGERS
RECEIVED
MAY 05 1995
PRESIDENT
ARMANDO M. BYRNE S.

AGAM CONSTRUCTORS INC
4E DOWNING PLACE
POUGHKEEPSIE, NY 12603

REFERENCE: TENSAR ORDER NUMBER: 400895
PURCHASE ORDER NUMBER: 135-03/94-144
BILL OF LADING NUMBER: 53705

SOLD TO: AGAM CONSTRUCTORS INC
4E DOWNING PLACE

POUGHKEEPSIE, NY 12603

SHIP TO: AGAM FIELD OFFICE
PELHAM BAY LANDFILL
3599 BRUCKNER BLVD.

BRONX, NY 10464

This is to certify that TENSAR DC420501 geocomposite as manufactured by the TENSAR Corporation, meets the characteristics and properties per the attached specification sheet.

Sincerely,

Ron Humpolick
Manager of Continuous Improvement
and Quality Control

Bill Wright
Notary Public, Clayton County, Georgia
My Commission Expires May 10, 1998

The Tensar Corporation

1210 Citizens Parkway
Morrow, Georgia 30260
(404) 968-3255

AGAM CONSTRUCTORS INC

PELHAM BAY LANDFILL

DC 4205 018 PEEL STRENGTH ADDENDUM

(gm/in)

LOT NO.	TOP	BOTTOM
5-0240-07A	2782	2486
5-0241-05A	3091	2514
5-0241-17B	2439	2348
5-0241-37B	2963	1911
5-0241-42A	2421	3599
5-0241-47A	3463	2259
5-0241-51A	3424	1895
5-0241-57A	2111	3372
5-0241-61A	2241	3436
5-0241-26A	4168	4696
5-0241-14A	2499	2196
5-0241-09B	2143	2163

DRAINAGE COMPOSITE DC4205

The drainage composite shall consist of a geotextile bonded to each side of a drainage net. The drainage composite shall have a low compressibility in order to maintain high flow capacity over a wide range of confining pressures. The bonding process shall not introduce adhesives or other foreign products. The strength of the bond between the drainage net and the geotextile shall be greater than the friction developed between the geotextile and a soil. The drainage composite shall maintain a high flow under long term loading conditions and shall be resistant to all forms of biological or chemical degradation normally encountered in a soil environment. The drainage composite shall be made from the drainage net and geotextile products whose property requirements are listed below.

PROPERTY	TEST METHOD	NOTES	UNITS	VALUE
Flow Capacity	ASTM 4716	1		
• Gradient of 1				
• Transmissivity @ 500 psf			$x10^{-3}ft^2/sec$	21
			(gpm/ft width)	(9.55)
• Transmissivity @ 10,000 psf			$x10^{-3}ft^2/sec$	16
			(gpm/ft width)	(7.24)
• Transmissivity @ 20,000 psf			$x10^{-3}ft^2/sec$	8.6
			(gpm/ft width)	(3.86)
Mechanical Properties		3,4,5		
• Compression		1,2		
@ 20,000 psf			%	50
• Peak Tensile Strength-MD	ASTM D5035	6	lbs/ft	575
Drainage Net				
• Aperture Size	I.D. Calipered	7	inches	0.3
• Thickness	O.D. Calipered	8,9	inches	0.20
• Polyethylene Polymer				
-Specific Gravity	ASTM D792		g/cm^3	0.940
-Carbon Black Stabilization	ASTM D4218		%	2.5
Geotextile		10		
• Grab Tensile Strength	ASTM D4632		lbs	130/110
• AOS	ASTM D4751		US Std.Sv.Sz.	70
• Weight	ASTM D1910		oz/sy	4.0,4.5,6.0,8.0,10
Composite				
• Laminate Bond Strength	ASTM F904	11	g/in	400
• Dimensions - Finished Product				
-Thickness	O.D. Calipered		in	0.24
-Roll Length			ft	225
-Roll Width (Drainage Net)			ft	14
• Roll Weight			lbs	890

Notes

1. Test values are for the core net only.
2. Compression Tests are performed on a 2-inch square sample loaded at a 1mm/minute constant rate of strain.
3. Test values are for drainage net prior to bonding process.
4. All test values are nominal, unless otherwise indicated.
5. MD - Machine (roll) Direction.
6. Minimum value.
7. Inside dimensions in each principal direction are measured by calipers.
8. Outside dimensions in each principal direction are measured by calipers.
9. Thickness is measured by placing the specimen flat on a comparator base and lowering a round 1/2 inch diameter flat end contact surface squarely over a junction.
10. Geotextile splices within each roll of finished goods shall be considered acceptable product. The splicing methods shall include, but are not limited to, stitching or heat bonding. The finished splice shall maintain the continuity of the filtration function of the geotextile. These methods will be considered viable and acceptable unless otherwise specified.
11. Minimum value of a random 5 sample (MD) average between the polyethylene geonet and the needle punched geotextile.

The Tensar Corporation
1210 Citizens Parkway
Morrow, GA 30260
1-800-845-4453

APPENDIX D
LOAMY SOIL TESTING

D-1 During Construction Loamy Soil Testing

D-1 During Construction Loamy Soil Testing

During Construction Loamy Soil Testing - Field Compaction Tests

Pelham Bay Landfill Closure and Final Remediation

Test No.	Location	Elev.	Water Content %	Percent Compactiion	Comment	Maximum Density (#/cu.ft.)	Optimum Moisture (%)
Structural Backfill (August 10, 1995)							
4	storm water on 200' slope, trench 3	80'	12.1	95.7	A	124.8	10.3
5	storm water on 200' slope, trench 3	40'	11.1	96.5	A	124.8	10.3
6	storm water on 200' slope, trench 3	20'	9.0	95.4	A	124.8	10.3
Loamy Soil: Roadways (August 31, 1995)							
7	lower road B at A-5.5	30	6.5	100.2	A	122.8	10.0
8	lower road B at A-8	32	5.3	100.0	A	122.8	10.0
10	lower road B at A-11	35	7.3	95.1	A	122.8	10.0
12	lower road B at A-13	38	6.0	98.0	A	122.8	10.0
14	lower road B at A-15	40	4.3	100.2	A	122.8	10.0
16	lower road B at A-17	42	6.4	99.7	A	122.8	10.0
18	lower road B at A-19	44	7.8	99.3	A	122.8	10.0
Loamy on Road B, 1st Lift, (August 31, 1995)							
7	lower road B at A-5.5 = sta 35+00	30	6.5	100.2	A	122.8	10.0
8	lower road B at A-8 = sta 33+00	32	5.3	100.0	A	122.8	10.0
9	lower road B at A-8, anchor trench	32	7.5	95.9	A	122.8	10.0
10	lower road B at A-11 31+00	35	7.3	95.1	A	122.8	10.0
11	lower road B at A-11, anchor trench	35	7.0	98.8	A	122.8	10.0
12	lower road B at A-13 39+00	38	6.0	98.0	A	122.8	10.0
13	lower road B at A-13, anchor trench	38	6.7	96.9	A	122.8	10.0
14	lower road B at A-15 27+00	40	4.3	100.2	A	122.8	10.0
15	lower road B at A-15, anchor trench	40	7.5	98.7	A	122.8	10.0
16	lower road B at A-17 25+00	42	6.4	99.7	A	122.8	10.0
17	lower road B at A-17, anchor trench	42	4.8	98.7	A	122.8	10.0
18	lower road B at A-19 23+00	44	7.8	99.3	A	122.8	10.0
Loamy on Roads (September 8, 1995)							
1	Road A, survey line A-10 / STA 35+00	12	4.4	99.5	A	122.8	10.0
2	anchor trench adj. to test #1	12	7.5	95.4	A	122.8	10.0
3	Road A, survey line A-12 / STA 33+00	12	4.8	100.0	A	122.8	10.0
4	anchor trench adj. to test #3	12	9.2	89.7	B	122.8	10.0
5	Road A, survey line A-14 / STA 31+00	12	4.8	100.0	A	122.8	10.0
6	anchor trench adj. to test #5	12	8.2	94.2	B	122.8	10.0
7	Road A, survey line A-16 / STA 29+00	12	4.5	100.0	A	122.8	10.0
8	nchor trench adj. to test #7	12	7.0	83.4	B	122.8	10.0
9	Road A, survey line A-18 / STA 27+00	12	4.5	100.0	A	122.8	10.0
10	Road A, survey line A-20 / STA 25+00	14	6.0	100.0	A	122.8	10.0
11	Road A, survey line A-24 / STA 23+00	12	5.1	100.0	A	122.8	10.0
12	Road A, survey line A-26 / STA 21+00	12	6.9	100.0	A	122.8	10.0
13	Road A, survey line A-29 / STA 19+00	12	7.4	100.0	A	122.8	10.0

Prepared by: B. Magliaro/S. Albrecht
Checked by: S. Albrecht 6/22/99

During Construction Loamy Soil Testing - Field Compaction Tests

Pelham Bay Landfill Closure and Final Remediation

Test No.	Location	Elev.	Water Content %	Percent Compactiion	Comment	Maximum Density (#/cu.ft.)	Optimum Moisture (%)
	Loamy on Roads (September 8, 1995) (continued)						
14	Road A, survey line A-31 / STA 17+00	12	5.3	100.0	A	122.8	10.0
15	lower Road B, survey line A-25 / STA 21+00	46	4.8	100.0	A	122.8	10.0
16	anchor trench adj. to test #5	46	9.2	99.2	A	122.8	10.0
17	lower Road B, survey line A-27 / STA 19+00	44	9.1	96.4	A	122.8	10.0
18	anchor trench adj. to test #17	44	5.5	99.6	A	122.8	10.0
19	lower Road B, survey line A-30 / STA 17+00	42	6.3	100.0	A	122.8	10.0
20	upper Road B, survey line B-0.5 / STA 93+00	78	6.1	100.0	A	122.8	10.0
21	upper Road B, survey line B-3 / STA 91+00	78	5.6	100.0	A	122.8	10.0
22	anchor trench adj. to test #21	78	9.4	93.3	A	122.8	10.0
23	upper Road B, survey line B-5 / STA 89+00	72	6.9	100.0	A	122.8	10.0
24	anchor trench adj. to test #23	72	9.2	87.1	A	122.8	10.0
25	upper Road B, survey line B-7 / STA 87+00	73	6.0	98.5	A	122.8	10.0
26	anchor trench adj. to test #25	73	5.7	100.0	A	122.8	10.0
27	upper Road B, survey line B-9 / STA 85+00	76	6.5	100.0	A	122.8	10.0
28	anchor trench adj. to test #27	76	7.1	96.1	A	122.8	10.0
29	upper Road B, survey line B-11 / STA 83+00	79	7.1	100.0	A	122.8	10.0
30	anchor trench adj. to test #29	79	7.2	95.1	A	122.8	10.0
31	upper Road B, survey line B-13 / STA 81+00	82	6.4	100.0	A	122.8	10.0
32	anchor trench adj. to test #31	82	7.2	95.7	A	122.8	10.0
33	upper Road B, survey line A-26 / STA 78+00	86	4.3	100.0	A	122.8	10.0
34	anchor trench adj. to test #33	86	6.1	100.0	A	122.8	10.0
35	upper Road B, survey line A-27 / STA 77+00	88	4.9	100.0	A	122.8	10.0
36	anchor trench adj. to test #35	88	6.1	100.0	A	122.8	10.0
37	upper Road B, survey line A-30 / STA 75+00	88	5.9	99.3	A	122.8	10.0
38	anchor trench adj. to test #37	88	6.5	97.1	A	122.8	10.0
39	Road C, survey line B-2 / STA 15+00	122	6.6	98.8	A	122.8	10.0
40	Road C, survey line B-6 / STA 17+00	118	6.4	100.0	A	122.8	10.0
41	Road C, survey line B-9 / STA 19+00	119	4.7	100.0	A	122.8	10.0
42	Road C, survey line B-11 / STA 21+00	122	5.9	100.0	A	122.8	10.0
43	Road C, survey line A-29 / STA 23+00	124	4.3	100.0	A	122.8	10.0
44	Road C, survey line A-31 / STA 25+00	121	4.3	100.0	A	122.8	10.0
45	Road C, survey line A-33 / STA 27+00	117	3.7	100.0	A	122.8	10.0
46	Road C, survey line A-35 / STA 29+00	112	3.6	99.8	A	122.8	10.0
47	Road C, survey line A-37 / STA 31+00	110	3.1	100.0	A	122.8	10.0
	3" Minus: Anchor Trench (September 15, 1995)						
14	anchor trench lower road 1st lift A-1	21.5	6.4	100.0	A	122.8	10.0
	3" Minus: Roadway (September 15, 1995)						
13	lower road B 1st lift above line A-1	21.5	5.9	96.2	A	122.8	10.0
15	line 4 lower road B 1st lift above liner	20.5	6.5	100.0	A	122.8	10.0
16	line 4 lower road B 1st lift above anchor trench	20.5	4.6	93.8	B	122.8	10.0
17	line 1 lower road B 1st lift above liner	19.5	6.2	99.7	A	122.8	10.0
18	line E-5 lower road 1st lift above liner	15.5	7.0	97.7	A	122.8	10.0

During Construction Loamy Soil Testing - Field Compaction Tests

Pelham Bay Landfill Closure and Final Remediation

Test No.	Location	Elev.	Water Content %	Percent Compactiion	Comment	Maximum Density (#/cu.ft.)	Optimum Moisture (%)
	3" Minus: Roadway (September 15, 1995) (continued)						
19	line E-3 lower road 1st lift	16.5	8.7	98.0	A	122.8	10.0
20	line E-0.5 lower road 1st lift	24.5	7.4	100.1	A	122.8	10.0
	Slope Drain - Loamy (September 21, 1995)						
7	80' north MHSP 10	70	8.2	95.1	A	121.9	12.1
8	MHSP 11	63	6.8	97.8	A	121.9	12.1
	Loamy: Slope Drain Pond C (September 29, 1995)						
13	1st lift above down slope drain between SP10-SP11	82.0'	11.3	95.0	A	121.9	10.0
14	2nd lift above down slope drain between SP10-SP11	84.0'	4.7	99.2	A	112.3	9.6
	Loamy: Roadways (September 29, 1995)						
5	upper road B, station A62 / STA 107+00	70.0'	2.8	96.4	A	112.3	9.6
6	upper road B, station A61 / STA 105+00	72.0'	4.5	95.6	A	112.3	9.6
7	upper road B, station A59.5	73.0'	3.5	100.2	A	112.3	9.6
8	upper road B, station F8.5 / STA 104+00	74.0'	5.7	98.4	A	112.3	9.6
9	upper road B, station F7/ STA 103+00	74.0'	3.2	97.7	A	112.3	9.6
10	Road C, station F7 / STA 6+00	97.0'	7.6	98.6	A	116.2	8.7
11	Road C, station F8 / STA 4+00	95.0'	9.9	99.1	A	116.2	8.7
	Loamy: Slope Drain Pond C (October 12, 1995)						
6	30' ne of MH SP#11	66	7.0	95.6	A	112.3	9.6
7	160' ne of MH SP#11	48	6.8	96.2	A	112.3	9.6
8	10' sw of B.O. #4	10	7.1	91.2	B	112.3	9.6
8A	Retest of #8	10	6.2	97.1	C	112.3	9.6
	Loamy Road A (November 28, 1995)						
12	Loamy Road A line A-69	12	10.6	93.9	A	122.8	10.0
13	Loamy Road A line A-68	12	12.3	100.0	A	122.8	10.0
14	Loamy Road A line A-67	12	13.4	94.8	A	122.8	10.0
15	Loamy Road A line A-65	12	17.2	91.8	A	122.8	10.0
16	Loamy Road A line A-64	12	15.4	91.9	A	122.8	10.0
	Loamy on Roads (March 28, 1996)						
1	Road A station 15+00	subgrade	11.2	96.3	A	125.0	9.0
2	Road A station 13+00	subgrade	9.8	99.3	A	125.0	9.0
3	Road A station 11+00	subgrade	9.9	98.2	A	125.0	9.0
4	Road A station 9+00	subgrade	10.1	96.4	A	125.0	9.0

During Construction Loamy Soil Testing - Field Compaction Tests

Pelham Bay Landfill Closure and Final Remediation

Test No.	Location	Elev.	Water Content %	Percent Compactiion	Comment	Maximum Density (#/cu.ft.)	Optimum Moisture (%)
	Loamy on Roads (March 28, 1996) (continued)						
5	Road A station 7+00	subgrade	6.8	99.8	A	125.0	9.0
6	Road A station 5+00	subgrade	5.0	97.2	A	125.0	9.0
7	Road A station 3+00	subgrade	8.9	97.5	A	125.0	9.0
8	Road A station 1+00	subgrade	8.6	95.9	A	125.0	9.0
9	Road B station 1+00; 1st lift	subgrade	7.8	99.5	A	125.0	9.0
10	Road B station 3+00; 1st lift	subgrade	8.7	98.2	A	125.0	9.0
11	Road B station 5+00; 1st lift	subgrade	8.1	97.3	A	125.0	9.0
12	Road B station 7+00; 1st lift	subgrade	6.3	96.9	A	125.0	9.0
13	Road B station 9+00; 1st lift	subgrade	8.1	97.5	A	125.0	9.0
14	Road B station 11+00; 1st lift	subgrade	4.8	96.8	A	125.0	9.0
15	Road B station 13+00; 1st lift	subgrade	9.6	95.3	A	125.0	9.0
16	Road B station 15+00; 1st lift	subgrade	8.1	96.9	A	125.0	9.0
	Loamy Roads (May 10, 1996)						
1	Road B station 107+00	1	7.3	105.1	A	see Proctor Reports	
2	Road B station 105+00	1	9.7	100.2	A	dated 5/14/96	
3	Road B station 101+00	4	10.5	101.1	A	" "	" "
4	Road B station 99+00	3	10.1	103.6	A	" "	" "
5	Road B station 97+00	4	13.1	97.9	B	" "	" "
6	Road B station 95+00	3	12.3	102.6	A	" "	" "
7	Road B station 73+00	4	12.5	94.3	B	" "	" "
8	Road B station 71+00	3	12.0	98.2	A	" "	" "
9	Road B station 69+00	4	11.9	94.1	B	" "	" "
10	Road B station 67+00	3	12.6	97.7	B	" "	" "
11	Road B station 65+00	1	8.8	102.8	A	" "	" "
12	Road B station 63+00	1	7.8	104.6	A	" "	" "
13	Road B station 61+00	1	7.6	104.8	A	" "	" "
14	Road B station 59+00	1	7.1	103.2	A	" "	" "
15	Road B station 57+00	1	7.6	100.7	A	" "	" "
16	Road B station 55+00	1	6.7	101.4	A	" "	" "
17	Road B station 61+00*	1	6.3	100.4	A	" "	" "
18	Road B station 59+00*	1	7.7	103.2	A	" "	" "
19	Road B station 57+00*	1	8.1	101.4	A	" "	" "
20	Road B station 55+00*	1	7.2	104.1	A	" "	" "
	*should be Lift 3 from 95+00 to 101+00					" "	" "
21	Road B station 53+00	1	6.7	99.6	A	" "	" "
22	Road B station 51+00	1	9.5	94.7	B	" "	" "
23	Road B station 37+00	1	6.6	96.8	A	" "	" "
24	Road B station 1+00	4	6.8	102.9	A	" "	" "
25	Road B station 11+00 (?1+00)	3	7.0	105.2	A	" "	" "
26	Road B station 3+00	4	10.6	99.7	A	" "	" "
27	Road B station 3+00	3	9.9	103.3	A	" "	" "
28	Road B station 5+00	4	10.3	98.2	A	" "	" "
29	Road B station 5+00	3	8.1	105.8	A	" "	" "
30	Road B station 7+00	4	10.0	93.2	B	" "	" "

During Construction Loamy Soil Testing - Field Compaction Tests

Pelham Bay Landfill Closure and Final Remediation

Test No.	Location	Elev.	Water Content %	Percent Compactiion	Comment	Maximum Density (#/cu.ft.)	Optimum Moisture (%)
	Loamy on Roads (May 10, 1996) (continued)						
31	Road B station 7+00	3	8.5	106.2	A	" "	" "
32	Road B station 9+00	4	9.4	104.7	A	" "	" "
33	Road B station 11+00	4	8.9	100.8	A	" "	" "
34	Road B station 11+00	3	8.0	107.1	A	" "	" "
35	Road B station 13+00	4	14.0	94.8	B	" "	" "
36	Road B station 13+00	3	15.3	99.4	A	" "	" "
37	Road B station 15+00	4	11.8	96.8	B	" "	" "
38	Road B station 15+00	3	12.2	99.8	A	" "	" "
39	Road B station 17+00	4	12.8	93.2	B	" "	" "
40	Road B station 17+00	3	13.2	101.3	A	" "	" "
41	Road B station 19+00	4	14.7	96.1	A	" "	" "
42	Road B station 19+00	3	12.7	105.7	A	" "	" "
43	Road B station 21+00	4	13.9	99.1	A	" "	" "
44	Road B station 21+00	3	14.2	102.9	A	" "	" "
	May 29, 1996						
1	station 1+00	lift 3	6.3	107.6	A	117.0	10.3
2	station 1+00	lift 4	6.3	92.3	B	117.0	10.3
3	station 7+00	lift 3	5.3	110.3	A	117.0	10.3
4	station 9+00	lift 3	4.8	107.7	A	117.0	10.3
5	station 13+00	lift 3	7.7	101.6	A	117.8	11.4
6	station 15+00	lift 3	6.3	104.2	A	117.8	11.4
7	station 17+00	lift 3	6.1	106.6	A	117.8	11.4
8	station 19+00	lift 3	5.4	104.8	A	117.8	11.4
9	station 23+00	lift 3	6.4	115.0	A	110.8	10.4
10	station 23+00	lift 4	8.2	106.5	A	110.8	10.4
11	station 25+00	lift 3	6.5	115.3	A	110.8	10.4
12	station 25+00	lift 4	6.3	108.1	A	110.8	10.4
13	station 27+00	lift 3	9.2	104.7	A	110.8	10.4
14	station 27+00	lift 4	9.9	98.4	A	110.8	10.4
15	station 29+00	lift 3	7.8	111.5	A	110.8	10.4
16	station 29+00	lift 4	8.2	108.3	A	110.8	10.4
17	station 31+00	lift 3	5.8	94.6	*	124.1	11.3
18	station 31+00	lift 4	5.8	96.8	*	124.1	11.3
19	station 33+00	lift 3	8.1	95.*	*	124.1	11.3
20	station 33+00	lift 4	8.6	9*.*	*	124.1	11.3
21	station 35+00	lift 3	7.4	*	*	124.1	11.3
22	station 35+00	lift 4	7.7	*	*	124.1	11.3
23	station 37+00	lift 3	5.8	*	*	124.1	11.3
24	station 37+00	lift 4	7.?	*	*	124.1	11.3
25	station 39+00	lift 3	7.5	96.1	B	124.1	11.3
26	station 39+00	lift 4	7.1	98.6	A	124.1	11.3
27	station 41+00	lift 3	7.6	100.2	A	124.0	8.5
28	station 41+00	lift 4	7.5	94.4	B	124.0	8.5
29	station 43+00	lift 2	5.1	95.4	B	124.0	8.5

Prepared by: B. Magliaro/S. Albrecht
Checked by: S. Albrecht 6/22/99

During Construction Loamy Soil Testing - Field Compaction Tests

Pelham Bay Landfill Closure and Final Remediation

Test No.	Location	Elev.	Water Content %	Percent Compactiion	Comment	Maximum Density (#/cu.ft.)	Optimum Moisture (%)
			May 29, 1996 (continued)				
30	station 43+00	lift 3	5.3	98.0	A	124.0	8.5
31	station 45+00	lift 2	4.7	103.5	A	124.0	8.5
32	station 46+00	lift 3	5.0	99.4	A	124.0	8.5
33	station 47+00	lift 2	5.2	104.7	A	124.0	8.5
34	station 47+00	lift 3	4.5	109.5	A	124.0	8.5
35	station 49+00	lift 2	6.6	95.6	B	124.0	8.5
36	station 49+00	lift 3	8.3	99.4	A	119.2	9.6
37	station 51+00	lift 3	7.7	100.2	A	119.2	9.6
38	station 53+00	lift 2	6.9	107.7	A	119.2	9.6
39	station 53+00	lift 3	7.7	103.5	A	119.2	9.6
40	station 55+00	lift 2	7.7	103.6	A	119.2	9.6
41	station 55+00	lift 3	8.8	97.1	B	119.2	9.6
42	station 57+00	lift 2	5.5	102.2	A	119.2	9.6
43	station 57+00	lift 3	5.5	98.7	A	119.2	9.6
44	station 59+00	lift 2	5.3	108.7	A	119.2	9.6
45	station 59+00	lift 3	5.5	103.6	A	119.2	9.6
46	station 61+00	lift 2	4.3	108.2	A	120.2	12.8
47	station 61+00	lift 3	5.6	106.8	A	120.2	12.8
48	station 63+00	lift 3	5.4	108.6	A	120.2	12.8
49	station 63+00	lift 3	5.7	105.5	A	120.2	12.8
50	station 65+00	lift 2	5.8	111.6	A	120.2	12.8
51	station 65+00	lift 3	6.3	107.3	A	120.2	12.8
52	station 67+00	lift 2	5.7	105.2	A	120.2	12.8
53	station 67+00	lift 3	6.3	102.0	A	120.2	12.8
54	station 69+00	lift 2	6.1	99.6	A	120.2	12.8
55	station 69+00	lift 3	6.2	100.0	A	120.2	12.8
56	station 71+00	lift 3	6.4	103.2	A	119.7	12.5
57	station 71+00	lift 4	7.6	100.5	A	119.7	12.5
58	station 73+00	lift 3	6.9	108.8	A	119.7	12.5
59	station 73+00	lift 4	8.1	106.0	A	119.7	12.5
60	station 75+00	lift 3	6.9	102.8	A	119.7	12.5
61	station 75+00	lift 4	6.8	93.5	B	119.7	12.5
62	station 77+00	lift 3	5.5	102.4	A	119.7	12.5
63	station 77+00	lift 4	6.7	98.9	A	119.7	12.5
64	station 79+00	lift 3	7.1	100.9	A	119.7	12.5
65	station 79+00	lift 4	7.3	93.3	B	119.7	12.5
66	station 91+00	lift 3	8.6	103.0	A	119.7	12.5
67	station 91+00	lift 4	11.0	96.3	B	119.7	12.5
68	station 81+00	lift 3	7.7	94.7	B	123.8	10.7
69	station 81+00	lift 4	8.3	93.9	B	123.8	10.7

COMMENTS:

A. Test results comply with specifications

B. Recompaction required

C. Test is after recompaction

* Values to be provided by NYCDEP

APPENDIX E
TOPSOIL TESTING

E-1 Topsoil Testing – pH, TOC, Grain Size Analysis

E-2 Topsoil Testing – Nutrient Analysis

E-3 Topsoil Analysis – pH Adjustment

E-1 Topsoil Testing – pH, TOC, Grain Size Analysis

TOPSOIL TESTING
PELHAM BAY LANDFILL CLOSURE AND FINAL REMEDIATION

Lab ID	TCLI	TCLI	TCLI	TCLI	TCLI	TCLI	TCLI	TCLI
LAB#	FVG-001	FVG-001	FVG-001	FVG-001	FVG-001	FVG-001	FVG-001	FVG-001
Report#	MC-44	MC-43	MC-42	MC-41	MC-40	MC-39	MC-38	MC-37
Sample ID	061801	061701	061501	061201	061101	061001	060901	060801
Sample Date	06/18/98	06/17/98	06/15/98	06/12/98	06/11/98	06/10/98	06/09/98	06/08/98
pH	6.8	7.2	6.7	6.8	6.3	6.5	7.2	6.9
TOC*	6.0%	7.7%	7.7%	7.9%	7.0%	8.4%	5.7%	6.4%
Grain Size Analysis								
Seive Size	Percent Passing (%)	Percent Passing (%)	Percent Passing (%)	Percent Passing (%)	Percent Passing (%)	Percent Passing (%)	Percent Passing (%)	Percent Passing (%)
1"				100.0		100.0	100.0	
3/4"		100.0	100.0	98.4	100.0	98.5	99.0	100.0
1/2"	100.0	98.8	99.5	97.9	98.7	93.5	96.9	98.7
3/8"	99.2	96.4	99.5	97.2	96.6	90.8	94.3	96.9
1/4"	96.7	92.6	97.7	95.1	93.5	87.3	90.8	93.9
#4	94.1	89.6	95.8	93.1	91.0	84.6	88.5	91.7
#8	85.8	81.4	90.6	88.2	84.3	79.8	83.3	84.7
#10	83.6	80.2	88.7	86.4	82.2	78.1	81.9	83.2
#16	77.7	72.4	81.9	81.7	75.5	72.6	78.4	75.5
#20	73.8	68.0	76.6	78.1	70.7	69.5	72.9	71.3
#30	68.5	62.6	69.6	73.0	64.0	64.3	67.0	62.9
#35	66.1	61.4	67.7	71.7	63.0	63.0	66.1	62.6
#40	61.9	57.8	62.8	67.8	58.9	58.5	61.1	59.2
#50	56.6	51.4	55.1	61.4	52.0	51.6	55.6	52.1
#60	51.6	47.3	49.4	58.6	47.0	46.8	50.8	47.1
#80	43.3	40.0	44.0	49.0	39.6	39.9	43.3	39.3
#100	38.3	35.5	35.7	44.0	34.9	35.5	38.8	34.7
#200	21.0	21.5	19.8	27.4	20.6	22.2	22.9	21.6
#270	14.4	15.1	12.8	19.7	14.3	16.6	12.1	16.3

Prepared By: K. Petruzzelli
Checked By: S. Albrecht
6/18/98

TOPSOIL TESTING
PELHAM BAY LANDFILL CLOSURE AND FINAL REMEDIATION

Lab ID	TCLI	TCLI	TCLI	TCLI	TCLI	TCLI	TCLI	TCLI
LAB#	FVG-001	FVG-001	FVG-001	FVG-001	FVG-001	FVG-001	FVG-001	FVG-001
Report#	MC-36	MC-35	MC-34	MC-33	MC-32	MC-30	MC-31	MC-29
Sample ID	060501	060401	060301	060201	060101	052901	0529PB	052801
Sample Date	06/05/98	06/04/98	06/03/98	06/02/98	06/01/98	05/29/98	05/29/98	05/28/98
pH	6.9	7.0	7.4	6.8	6.8	7.1	7.0	6.6
TOC*	6.7%	6.9%	7.2%	4.8%	7.1%	7.3%	10.6%	6.6%
Grain Size Analysi								
Seive Size	Percent Passing (%)	Percent Passing (%)	Percent Passing (%)	Percent Passing (%)	Percent Passing (%)	Percent Passing (%)	Percent Passing (%)	Percent Passing (%)
1"						100.0	100.0	
3/4"	100.0	100.0	100.0	100.0	100.0	99.8	98.4	100.0
1/2"	99.4	95.7	96.8	98.9	98.6	98.2	93.6	98.7
3/8"	97.0	92.5	96.0	98.2	98.0	96.7	90.8	96.6
1/4"	92.7	89.4	92.9	96.3	95.1	92.0	87.7	93.4
#4	89.7	86.9	90.8	94.6	92.1	90.8	86.1	91.8
#8	82.6	71.3	85.1	88.8	85.7	84.7	82.2	86.2
#10	80.9	80.1	83.9	87.3	84.4	83.6	81.1	85.4
#16	75.2	74.9	78.7	81.0	79.7	79.7	76.8	80.2
#20	71.1	71.0	74.7	77.8	76.3	77.0	73.8	76.5
#30	64.8	64.5	68.9	70.7	70.7	72.5	67.6	70.3
#35	63.8	63.2	63.4	70.5	69.9	71.1	65.9	67.7
#40	51.9	58.6	56.0	67.1	66.0	65.6	61.0	63.2
#50	47.7	51.1	53.2	59.8	58.9	61.5	53.1	54.8
#60	44.1	48.1	51.6	54.6	53.8	57.4	47.9	49.5
#80	40.2	39.0	43.2	45.9	45.4	50.3	39.8	41.1
#100	33.8	34.7	37.6	40.4	40.1	45.9	35.3	35.4
#200	20.0	22.2	22.3	23.9	24.4	30.7	22.6	25.7
#270	14.8	17.0	17.2	17.2	17.3	23.8	17.2	19.9

Prepared By: K. Petruzzelli
Checked By: S. Albrecht
6/18/98

TOPSOIL TESTING
PELHAM BAY LANDFILL CLOSURE AND FINAL REMEDIATION

Lab ID	TCLI	TCLI	TCLI	TCLI	TCLI	TCLI	TCLI	TCLI
LAB#	FVG-001	FVG-001	FVG-001	FVG-001	FVG-001	FVG-001	FVG-001	FVG-001
Report#	MC-28	MC-27	MC-24	MC-25	MC-26	MC-23	MC-22	MC-20
Sample ID	052701	052201	052001	052002	052003	0501801	0501401	0501201
Sample Date	05/27/98	05/22/98	05/20/98	05/20/98	05/20/98	05/18/98	05/14/98	05/12/98
pH	6.8	7.2	6.8	6.5	6.9	6.9	6.9	6.4
TOC*	7.2%	6.2%	5.7%	3.6%	6.7%	5.6%	4.9%	5.2%
Grain Size Analysi								
Seive Size	Percent Passing (%)	Percent Passing (%)	Percent Passing (%)	Percent Passing (%)	Percent Passing (%)	Percent Passing (%)	Percent Passing (%)	Percent Passing (%)
1"	100.0	100.0			100.0			
3/4"	99.6	97.0	100.0		97.6	100.0	100.0	100.0
1/2"	97.4	95.7	99.0	100.0	95.7	99.4	99.2	97.7
3/8"	96.3	93.4	99.0	99.8	94.9	97.6	98.6	97.1
1/4"	93.5	91.0	97.4	99.0	93.2	94.6	96.8	95.4
#4	91.5	88.7	96.2	98.2	92.1	93.1	95.5	94.1
#8	85.6	84.1	92.1	94.9	87.9	88.6	92.4	90.4
#10	83.6	82.8	90.4	93.5	86.4	87.2	91.3	89.2
#16	76.6	78.2	84.9	88.8	81.8	82.0	87.9	85.5
#20	72.2	74.8	80.5	85.4	78.4	77.8	85.2	82.7
#30	68.5	69.6	74.5	80.4	73.6	71.9	80.1	78.5
#35	66.9	68.3	72.5	78.6	72.1	70.0	79.2	76.9
#40	62.5	64.3	67.7	74.5	68.1	66.7	75.6	73.4
#50	57.4	57.9	59.9	67.6	61.7	58.9	69.9	67.7
#60	53.5	53.5	54.2	62.3	57.0	54.0	65.6	63.6
#80	43.5	46.1	45.1	53.3	48.8	46.1	58.4	56.4
#100	38.9	41.7	39.6	47.6	43.7	41.3	53.3	51.7
#200	32.0	26.8	31.3	28.3	26.7	26.4	35.4	34.2
#270	24.0	20.0	19.8	20.6	19.2	17.6	26.5	26.7

Prepared By: K. Petruzzelli
Checked By: S. Albrecht
6/18/98

TOPSOIL TESTING
PELHAM BAY LANDFILL CLOSURE AND FINAL REMEDIATION

Lab ID	TCLI	TCLI	TCLI	TCLI	TCLI	TCLI	TCLI	TCLI
LAB#	FVG-001	FVG-001	FVG-001	FVG-001	FVG-001	FVG-001	FVG-001	FVG-001
Report#	MC-21	MC-19	MC-18	MC-17	MC-16	MC-15	MC-14	MC-13
Sample ID	0501202	050701	050501	050101	042801	042401	042101	041701
Sample Date	05/12/98	05/07/98	05/05/98	05/01/98	04/28/98	04/24/98	04/21/98	04/17/98
pH	6.5	6.6	6.9	7.0	6.4	6.2	6.7	6.2
TOC*	4.6%	5.3%	4.5%	6.4%	6.6%	5.0%	6.2%	4.9%
Grain Size Analysi								
Seive Size	Percent Passing (%)	Percent Passing (%)	Percent Passing (%)	Percent Passing (%)	Percent Passing (%)	Percent Passing (%)	Percent Passing (%)	Percent Passing (%)
1"					100.0			
3/4"	100.0	100.0	100.0	100.0	98.3	100.0	100.0	
1/2"	99.5	98.0	99.2	97.4	95.3	98.9	97.5	100.0
3/8"	98.9	96.9	98.2	96.2	94.4	96.3	96.6	99.5
1/4"	96.3	94.9	95.1	94.2	92.9	94.0	94.8	96.0
#4	94.6	93.2	93.8	92.7	91.4	92.3	92.9	93.7
#8	90.1	89.2	89.1	88.4	86.7	87.9	88.6	88.7
#10	89.0	88.0	88.0	87.0	85.0	86.5	87.3	87.0
#16	85.3	84.1	83.5	82.9	79.4	82.8	83.3	80.5
#20	82.3	80.1	79.9	79.8	74.7	79.4	80.2	76.1
#30	77.7	75.9	74.8	75.8	68.0	75.6	75.7	70.4
#35	76.8	74.5	73.9	73.7	66.2	72.6	73.9	68.4
#40	71.8	70.1	70.1	70.0	60.0	69.2	70.1	64.0
#50	65.2	64.0	83.8	63.9	53.2	63.0	63.8	57.3
#60	60.4	59.3	59.3	59.5	47.9	58.5	59.3	52.6
#80	52.7	51.7	51.8	52.0	39.8	51.1	51.5	45.1
#100	47.9	46.8	46.9	47.2	34.9	46.5	46.7	40.5
#200	31.3	29.7	29.5	30.2	20.5	30.6	30.2	25.5
#270	23.5	22.7	21.9	22.2	13.1	23.2	23.0	19.5

Prepared By: K. Petruzzelli
Checked By: S. Albrecht
6/18/98

TOPSOIL TESTING
PELHAM BAY LANDFILL CLOSURE AND FINAL REMEDIATION

Lab ID	TCLI	TCLI	TCLI	TCLI	ITL	TCLI	TCLI	TCLI
LAB#	FVG-001	FVG-001	FVG-001	FVG-001			FVG-001	FVG-001
Report#	MC-12	MC-10	MC-11	MC-09			MC-08	MC-07
Sample ID	041401	041001	041002	040801	040601	040301	033101	033102
Sample Date	04/14/98	04/10/98	04/10/98	04/08/98	04/06/98	04/03/98	03/31/98	03/31/98
pH	6.2	6.5	6.4	6.0	7.4	7.0 / 7.7	6.7	6.4
TOC*	6.1%	5.6%	3.7%	5.7%	3.8%	2.3% / 2.6%	3.8%	3.9%
Grain Size Analysi								
Seive Size	Percent Passing (%)	Percent Passing (%)	Percent Passing (%)	Percent Passing (%)	Percent Passing (%)	Percent Passing (%)	Percent Passing (%)	Percent Passing (%)
1"	100.0	100.0	100.0	100.0			100.0	100.0
3/4"	100.0	100.0	97.7	100.0			100.0	99.8
1/2"	100.0	98.7	96.4	97.9	100.0	100.0	98.7	99.2
3/8"	99.9	96.7	95.6	94.4	97.9	99.1	96.6	96.9
1/4"	97.8	93.4	93.9	91.1			93.5	93.8
#4	96.6	90.0	91.8	88.6	95.7	95.7	91.3	92.0
#8	89.5	82.2	86.7	83.1			85.6	86.2
#10	88.4	80.2	85.0	80.3	90.0	89.9	84.0	84.2
#16	82.8	75.1	79.4	71.9	85.5	86.2	78.7	78.8
#20	77.2	71.6	75.2	65.2			74.7	74.3
#30	70.0	65.8	69.4	56.9			68.4	67.8
#35	69.3	64.6	87.5	54.3			67.6	66.2
#40	65.7	60.3	63.2	49.8	70.0	73.0	64.3	62.9
#50	58.7	53.3	58.2	43.0	63.5	66.9	57.8	56.2
#60	53.9	48.2	51.1	38.5			52.3	50.8
#80	46.1	40.0	42.7	31.4			44.7	42.5
#100	41.3	35.1	37.7	27.3	46.0	49.8	39.3	37.3
#200	26.6	20.6	23.0	15.5	33.8	35.5	22.8	21.4
#270	20.3	14.3	17.0	10.3			17.1	14.4

Prepared By: K. Petruzzelli
Checked By: S. Albrecht
6/18/98

TOPSOIL TESTING
PELHAM BAY LANDFILL CLOSURE AND FINAL REMEDIATION

Lab ID	TCLI	TCLI	TCLI	TCLI	TCLI	TCLI	ITL	ITL
LAB#	FVG-001	FVG-001	FVG-001	FVG-001	FVG-001	FVG-001		
Report#	MC-08	MC-01	MC-02	MC-03	MC-04	MC-05		
Sample ID	033103	032501	032502	032503	032504	032505	030401	030201
Sample Date	03/31/98	03/25/98	03/25/98	03/25/98	03/25/98	03/25/98	03/04/98	03/02/98
pH	6.5	6.8	6.1	7.2	7.3	6.5	6.7	7.3
TOC*	3.8%	7.5% / 1.9%[1]	6.3%	8.5%	9.8%	6.6%	7.2%	4.3%
Grain Size Analysi								
Seive Size	Percent Passing (%)	Percent Passing (%)	Percent Passing (%)	Percent Passing (%)	Percent Passing (%)	Percent Passing (%)	Percent Passing (%)	Percent Passing (%)
1"	100.0	100.0	100.0	100.0	100.0	100.0		
3/4"	100.0	100.0	100.0	100.0	100.0	100.0		
1/2"	99.5	98.7	99.5	98.9	98.1	100.0	100.0	100.0
3/8"	98.6	98.2	98.9	98.0	97.5	100.0	97.6	99.3
1/4"	95.9	96.1	97.7	96.0	95.0	99.5		
#4	95.1	95.0	96.3	94.0	93.5	98.4	93.4	93.1
#8	90.2	94.4	91.2	88.8	88.8	94.1		
#10	88.8	90.7	89.8	87.4	87.2	92.6	88.1	86.8
#16	83.6	87.8	84.1	83.0	83.1	87.8	83.9	83.2
#20	80.4	85.7	80.2	76.0	80.0	84.6		
#30	75.8	82.5	75.3	70.5	76.2	79.7		
#35	74.4	80.1	71.8	68.6	73.7	78.1		
#40	71.3	78.2	68.4	66.7	70.6	75.1	68.1	70.8
#50	65.8	73.0	61.5	62.7	64.4	66.9	60.8	65.1
#60	61.0	68.8	56.9	59.5	60.0	64.4		
#80	53.7	61.2	49.1	51.5	52.3	51.5		
#100	48.6	55.8	44.7	46.6	47.3	46.7	43.6	49.6
#200	30.3	36.0	29.7	29.4	30.8	34.5	23.8	26.9
#270	23.0	28.5	23.4	23.3	23.8	28.7		

Prepared By: K. Petruzzelli
Checked By: S. Albrecht
6/18/98

TOPSOIL TESTING
PELHAM BAY LANDFILL CLOSURE AND FINAL REMEDIATION

Lab ID	ITL	ITL	ITL	ITL	ITL	ITL	ITL	ITL
LAB#								
Report#								
Sample ID	022301	022302	021901	021902	021701	021702	021301	021101
Sample Date	02/23/98	02/23/98	02/19/98	02/19/98	02/17/98	02/17/98	02/13/98	02/11/98
pH	7.1	7.3	7.5	7.5	7.5	7.6	7.2	7.4
TOC*	4.9%	6.4%	6.3%	3.3%(2)	9.3%	8.9%	13.1%	10.2%
Grain Size Analysi								
Seive Size	Percent Passing (%)	Percent Passing (%)	Percent Passing (%)	Percent Passing (%)	Percent Passing (%)	Percent Passing (%)	Percent Passing (%)	Percent Passing (%)
1"					100.0			
3/4"	100.0	100.0	100.0		97.4	100.0	100.0	100.0
1/2"			99.2	100.0	97.4	98.8	100.0	98.4
3/8"	95.2	99.7	97.0	99.3	96.2	97.4	96.9	97.2
1/4"								
#4	90.5	95.5	89.0	96.3	92.3	93.0	91.6	92.5
#8								
#10	69.0	79.3	76.0	88.5	85.0	85.7	83.9	85.1
#16	63.4	64.1	72.7	84.2	79.9	81.1	79.5	74.2
#20								
#30								
#35								
#40	38.8	39.2	61.5	69.5	63.0	65.7	65.6	45.8
#50	30.2	30.7	56.2	62.5	55.8	57.9	59.3	37.9
#60								
#80								
#100	18.4	18.9	42.8	48.1	38.7	41.6	43.5	23.8
#200	12.9	14.8	25.8	33.6	28.7	29.3	29.3	13.7
#270								

Prepared By: K. Petruzzelli
Checked By: S. Albrecht
6/18/98

TOPSOIL TESTING
PELHAM BAY LANDFILL CLOSURE AND FINAL REMEDIATION

Lab ID	ITL	ITL	ITL	ITL	ITL	ITL	ITL
LAB#							
Report#							
Sample ID	021001	020901	020601	020602	020603	#1	#2
Sample Date	02/10/98	02/09/98	02/06/98	02/06/98	02/06/98	02/16/98	02/16/98
pH	7.4	7.3	6.7	7.4	7.5		
TOC*	10.5%	6.2%	5.5%	13.5%	7.9%		
Grain Size Analysi							
Seive Size	Percent Passing (%)	Percent Passing (%)	Percent Passing (%)	Percent Passing (%)	Percent Passing (%)	Percent Passing (%)	Percent Passing (%)
1"						100.0	100.0
3/4"		98.9		100.0	100.0	98.1	99.1
1/2"	100.0	97.9	100.0	98.0	96.1	96.4	95.1
3/8"	98.1	95.4	98.3	95.5	95.1	95.3	92.5
1/4"							
#4	93.4	89.9	94.2	91.2	90.7	92.0	87.9
#8							
#10	83.2	81.6	87.9	85.0	84.4	86.3	81.9
#16	70.8	69.9	83.2	81.0	79.9	82.0	77.9
#20							
#30							
#35							
#40	35.9	30.8	65.7	65.5	63.5	64.6	62.9
#50	31.2	24.6	58.1	58.6	56.3	56.6	56.5
#60							
#80							
#100	18.1	13.8	40.9	42.9	40.5	38.5	41.0
#200	10.7	9.5	29.6	31.9	30.0	26.3	29.1
#270							

Notes:

* TOC = Total Organic Carbon

(1) Original result 7.5%, 1.9% on re-test

(2) This is an increase in weight of soil, therefore Total Organic Content by this method (ASTM D-2974), is not possible.

Prepared By: K. Petruzzelli
Checked By: S. Albrecht
6/18/98

E-2 Topsoil Testing – Nutrient Analysis

TOPSOIL ANALYSIS - pH ADJUSTMENT
PELHAM BAY LANDFILL CLOSURE AND FINAL REMEDIATION

			SAMPLE DATE				SAMPLE DATE	
			8/25/97	9/2/97	9/15/97		10/2?/97	
AREA#	ACREAGE	DATE OF FIRST SULFUR APPLICATION	pH			DATE OF SECOND SULFUR APPLICATION	pH	CO3
1	1.6	7/29	7.5	--	7.8		7.5	6.22
2	1.8	7/28	7.8	8.2	8.1		7.8	2.93
3	2.5	7/28	7.8	8.4	7.9		7.5	5.44
4	3.0	7/28	7.9	7.9	9.4		7.8	3.38
5	3.0	7/28-7/29	8.6	8.1	9.8		7.9	4.17
6	2.3	7/28-7/30	7.8	8.3	9.3		8.0	3.44
7	2.8	7/28-7/29	8.0	8.0	7.4		8.4	5.49
8	2.8	7/29-8/01	8.0	7.9	8.4		7.9	5.64
9	2.8	7/30-8/01	8.5	8.7	7.9		7.8	3.97
10	2.8	7/30	8.1	8.6	7.5		7.9	2.73
11	3.2	7/30	8.5	7.5	7.5		7.4	3.17
12	3.0	7/31	9.1	7.1	7.2		7.3	3.34
13	5.3	7/31	7.8	7.7	7.6		7.6	4.64
14	3.7	8/4,8/7	8.0	7.6	7.6		7.3	6.87
15	4.0	8/4,8/7	8.5	8.7	7.8		7.4	6.29
16	3.0	8/4,8/7	7.8	7.8	7.7		7.3	7.22
17	3.1	8/5,8/7	8.0	8.2	8.6		7.6	8.92
18	3.9	8/5,8/7	7.9	8.0	7.8		7.5	5.74
19	3.7	8/5,8/7	7.8	7.8	8.5		7.6	3.54
20	3.0	8/5,8/6	8.1	8.7/7.9	8.7		7.5	5.94
21	4.1	8/5,8/6	7.7	7.7	7.8		7.4	5.99
22	3.2	8/6	8.0	8.5	8.1		7.2	5.56
23	3.2	8/6	8.0	9.8	8.3		8.0	7.58
24	3.0	8/1, 8/6	7.9	8.0	9.7		7.7	7.56
25	3.0	8/1, 8/6	7.9	8.5	8.3		7.7	8.87
26	4.8	8/1, 8/7	8.1	8.6	8.1		7.7	5.39
27	2.0	8/1, 8/4	7.8	7.8	8.2		7.6	7.75

E-3 Topsoil Analysis – pH Adjustment

Top Soil Nutrient Analysis
Pelham Bay Landfill Closure and Final Remediation

Lab ID	NJAES	NJAES	NJAES	NJAES	NJAES	NJAES	NJAES	NJAES
Lab#	5576	5577	5579	5580	5578	5581	5716	5717
Sample ID	PBTS19/8/97	PBTS1	PBTS2	PBTS39/8/97	PBTS29/8/97	PBTS3	1A1	1A2
Sample Date	9/5/97	9/5/97	9/5/97	9/5/97	9/5/97	9/5/97	9/5/97	9/15/97
Soil Test								
Soil Texture	sandy loam	sandy loam	sandy loam	sandy loam	sandy loam	sandy loam	sandy loam	sandy loam
Soil pH [1]	7.5	7.6	8.2	7.3	7.9	6.8	7.8	7.8
Essential Nutrients (lbs/acre) [2]								
Phosphorus	125	133	91 [3]	125	83 [3]	46 [3]	86 [3]	94 [3]
Potassium	407	460	326	516	201 [3]	147 [3]	194 [3]	199 [3]
Magnesium	547	511	621	446	520	220 [3]	516	540
Calcium	4093	4180	10620	5083	4019	1433 [3]	3513	3758
Kjeldahl Nitrogen	N/A	N/A	N/A	N/A	N/A	N/A	N/A	N/A
Trace Nutrients (ppm) [4]								
Copper	4.9	5.2	4	3.3	3.1	1.4	2.7	2.8
Manganese	49.7	48	39	73.2	61.9	108.2 [5]	48.2	56.8
Zinc	18.7	20.1	24.4	17.1	13.5	4.1	12.7	14.8
Aluminum	N/A	N/A	N/A	N/A	N/A	N/A	N/A	N/A
Iron	N/A	N/A	N/A	N/A	N/A	N/A	N/A	N/A

Comments:

[1] pH 6.8 - 6.9 very slightly acidic, 7.0 neutral, 7.1 - 7.3 - very slightly alkaline; 7.4 - 8.2 moderately alkaline.

[2] Unless noted, values are considered very high; well above desirable range for plant growth.

[3] Values are considered within the desirable range for plant growth.

[4] Unless noted, values are considered adequate for plant growth.

[5] Values are considered high; above range for plant growth.

[6] Acceptability for plant growth not indicated.

Note:

NJAES = New Jersey Agricultural Experiment Station

CNL = Cornell Nutrient Analysis Laboratories

ITL = Independent Testing Labs

N/A = Not analyzed

? = Data not legible

Prepared by: K. Petruzzelli

Checked by: S. Albrecht, 6/18/99

Top Soil Nutrient Analysis
Pelham Bay Landfill Closure and Final Remediation

Lab ID	NJAES	NJAES	NJAES	CNAL	ITL	ITL	NJAES	NJAES
Lab#	5718	5719	6485	4264-47 (H)	A3341-1	A3341-2	539	540
Sample ID	2A1	2A2	100907	280410	B7/S-5.20-22	B7/S-4.15-17	20604	20605
Sample Date	9/15/97	9/15/97	10/9/97	10/9/97	12/16/97	12/16/97	2/6/98	2/6/98
Soil Test								
Soil Texture	sandy loam	sandy loam	sandy loam	N/A	N/A	N/A	sandy loam	sandy loam
Soil pH [1]	7.8	7.8	8.1	7.0	N/A	N/A	7.8	7.7
Essential Nutrients (lbs/acre) [2]								
Phosphorus	88 [3]	82 [3]	102	43 [3]	90.7 (ppm) [6]	83.2 (ppm) [6]	137	218
Potassium	187 [3]	174 [3]	163 [3]	140 [3]	241 (ppm) [6]	223 (ppm) [6]	845	1014
Magnesium	503	481	623	840	N/A	N/A	722	909
Calcium	3553	3374	4928	6600	N/A	N/A	9483	11735
Kjeldahl Nitrogen	N/A	N/A	N/A	N/A	369 (ppm) [6]	395 (ppm) [6]	n	N/A
Trace Nutrients (ppm) [4]								
Copper	2.7	2.5	3.5	N/A	N/A	N/A	11.4	23.5 [5]
Manganese	53.9	47.5	50.8	32.0	N/A	N/A	38.4	47.5
Zinc	11.8	11.3	18.8	?	N/A	N/A	44.4	56.2 [5]
Aluminum	N/A	N/A	N/A	36.0	N/A	N/A	N/A	N/A
Iron	N/A	N/A	N/A	8.0	N/A	N/A	N/A	N/A

Comments:

[1] pH 6.8 - 6.9 very slightly acidic, 7.1 - 7.3 very slightly alkaline; 7.4 - 8.2 moderately alkaline.

[2] Unless noted, values are considered very high; well above desirable range for plant growth.

[3] Values are considered within the desirable range for plant growth.

[4] Unless noted, values are considered adequate for plant growth.

[5] Values are considered high; above range for plant growth.

[6] Acceptability for plant growth not indicated.

Note:

NJAES = New Jersey Agricultural Experiment Station

CNL = Cornell Nutrient Analysis Laboratories

ITL = Independent Testing Labs

N/A = Not analyzed

Prepared by: K. Petruzzelli

Checked by: S. Albrecht, 6/18/99

Top Soil Nutrient Analysis
Pelham Bay Landfill Closure and Final Remediation

Lab ID	NJAES	NJAES	NJAES	NJAES
Lab#	541	774	775	776
Sample ID	20606	21711	21712	21713
Sample Date	2/6/98	2/17/98	2/17/98	2/17/98
Soil Test				
Soil Texture	sandy loam	sandy loam	sandy loam	sandy loam
Soil pH [1]	7.6	7.7	7.8	7.9
Essential Nutrients (lbs/acre) [2]				
Phosphorus	221	209	252	175
Potassium	1099	966	1186	987
Magnesium	981	781	934	732
Calcium	10230	7422	7286	6038
Kjeldahl Nitrogen	N/A	N/A	N/A	N/A
Trace Nutrients (ppm) [4]				
Copper	21.7 [5]	4.1	5.5	3.7
Manganese	45.0	45.4	40.3	32.4
Zinc	49.3	32.3	45.1	29.6
Aluminum	N/A	N/A	N/A	N/A
Iron	N/A	N/A	N/A	N/A

Comments:

[1] pH 6.8 - 6.9 very slightly acidic, 7.1 - 7.3 very slightly alkaline; 7.4 - 8.2 moderately alkaline.

[2] Unless noted, values are considered very high; well above desirable range for plant growth.

[3] Values are considered within the desirable range for plant growth.

[4] Unless noted, values are considered adequate for plant growth.

[5] Values are considered high; above range for plant growth.

[6] Acceptability for plant growth not indicated.

Note:

NJAES = New Jersey Agricultural Experiment Station

CNL = Cornell Nutrient Analysis Laboratories

ITL = Independent Testing Labs

N/A = Not analyzed

Prepared by: K. Petruzzelli

Checked by: S. Albrecht, 6/18/99

APPENDIX F
PHOTOS

Photo No. 1 – Construction of Concrete Slurry Wall Cap
Photo No. 2 – View of Pond B and Landfill Geomembrane Layer
Photo No. 3 – Installation of Smooth HDPE Geomembrane at Top of Landfill
Photo No. 4 – Seaming of Textured and smooth HDPE Membrane at Top of Landfill
Photo No. 5 – Detail of LFG Vent Boot
Photo No. 6 – Installation of 24" Diameter Pipe Downchute
Photo No. 7 – Geocomposite Layer
Photo No. 8 – LFG Collection Pipe Installation over Geocomposite Layer (with Geogrid Reinforcement)
Photo No. 9 – Installation of 30" Diameter HDPE Pipe Connection between Ponds B and C
Photo No. 10- Roadway Construction
Photo No. 11- Installation of Barrier Protection Material over Geocomposite Layer
Photo No. 12- Covering LFG Collection Line with Barrier Protection Material
Photo No. 13- Installation of LFG Flare Station
Photo No. 14- Construction of Swale E
Photo No. 15- Access Roadway and Drainage Swale
Photo No. 16- Construction of Topsoil Layer



Photo No.1. Construction of Concrete Slurry Wall Cap. (October 14, 1994)

Photo No. 2. View of Pond B and Landfill Geomembrane Layer. (August 18, 1995)

Photo No. 3. Installation of Smooth HDPE Geomembrane at Top of Landfill
(November 1, 1995)

Photo No. 4. Seaming of Textured and Smooth HDPE Geomembrane at Top of Landfill (September 27, 1995)

Photo No. 5. Detail of LFG Vent Boot. (May 11, 1995)

Photo No. 6. Installation of 24" Diameter Pipe Downchute. (June 7, 1995)

Photo No. 7. Geocomposite Layer. (June 26, 1995)

Photo No. 8. LFG Collection Pipe Installation over Geocomposite Layer (with Geogrid Reinforcement). (August 1, 1995)



Photo No. 9. Installation of 30" Diameter HDPE Pipe Connection between Ponds B and C. (June 7, 1995)



Photo No. 10. Roadway Construction. (June 7, 1995)

Photo No. 11. Installation of Barrier Protection Material over Geocomposite Layer.
(September 27, 1995)

Photo No. 12. Covering LFG Collection Line with Barrier Protection Material.
(July 12, 1995)



Photo No. 13. Installation of LFG Flare Station. (February 15, 1996)

Photo No. 14. Construction of Swale E. (August 21, 1996)

Photo No. 15. Access Roadway and Drainage Swale. (May 20, 1998)



Photo No. 16. Construction of Topsoil Layer. (May 20, 1998)

APPENDIX G
FIGURES

G-1 Gas Collection and Flaring System

G-2 Typical Section Through Cutoff Wall

G-3 Leachate Collection System Schematic Diagram

G-4 Stormwater Management System

G-5 Typical Landfill Cover Section

G-6 Groundwater Management System

G-7 HDPE Geomembrane Panel Layout

G-8 Landscape Plan

G-9 Access Roads Plan

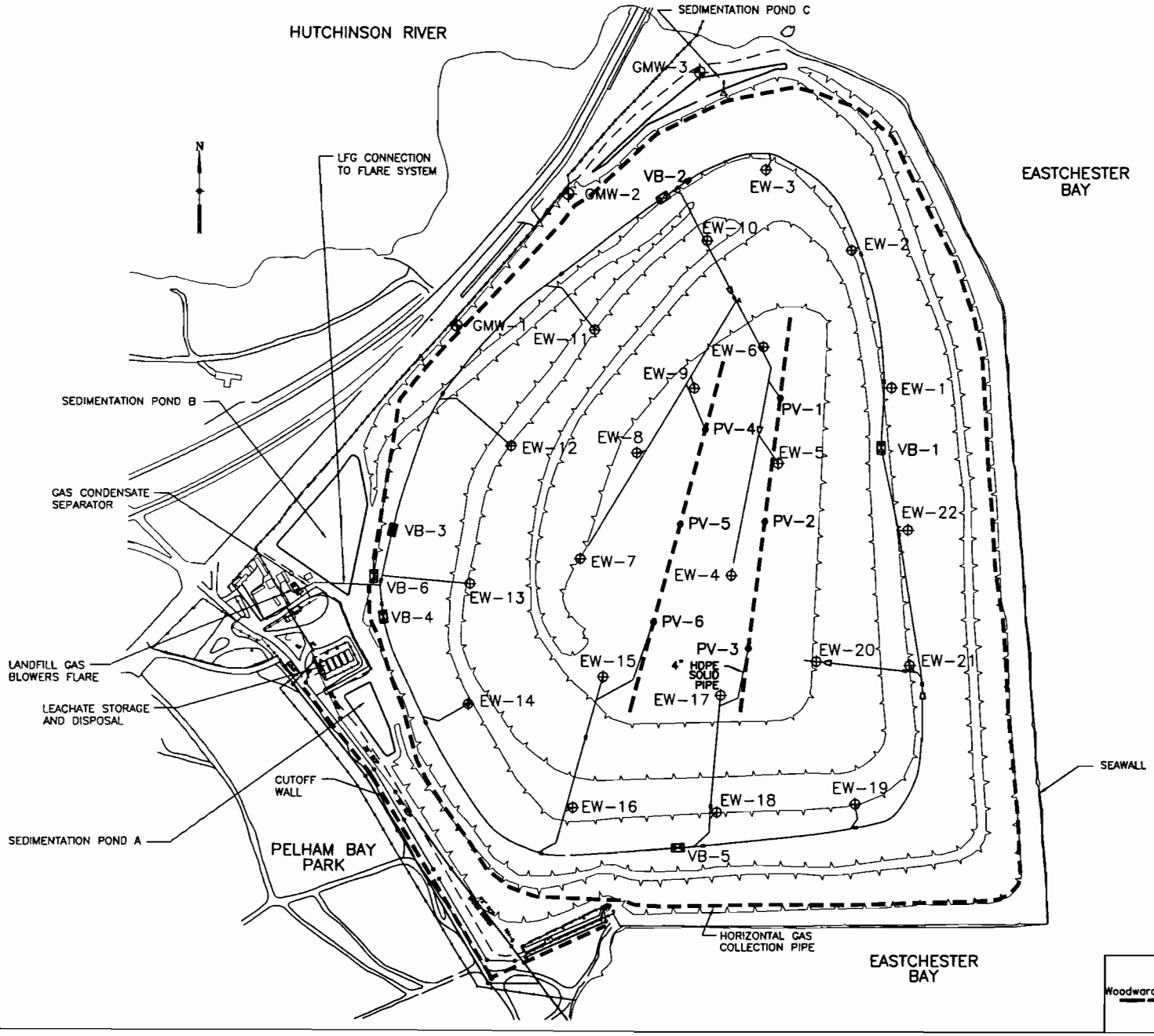

LEGEND:

- EW-1 GAS EXTRACTION WELL
- GMW-1 GAS MONITORING WELL
- EMBANKMENT
- VB-1 VALVE BOX
- HORIZONTAL GAS COLLECTION PIPE
- PV-1 PASSIVE VENT
- LIMIT OF LANDFILL CAPPING SYSTEM
- SEAWALL
- CUTOFF WALL

DEP
THE CITY OF NEW YORK
DEPARTMENT OF ENVIRONMENTAL PROTECTION
BUREAU OF ENVIRONMENTAL ENGINEERING

REVISIONS

PELHAM BAY LANDFILL REMEDIATION

FIGURE G-1
GAS COLLECTION AND FLARING SYSTEM

Woodward-Clyde Consultants, Inc.

1" = 300'

AUG 1, 1996

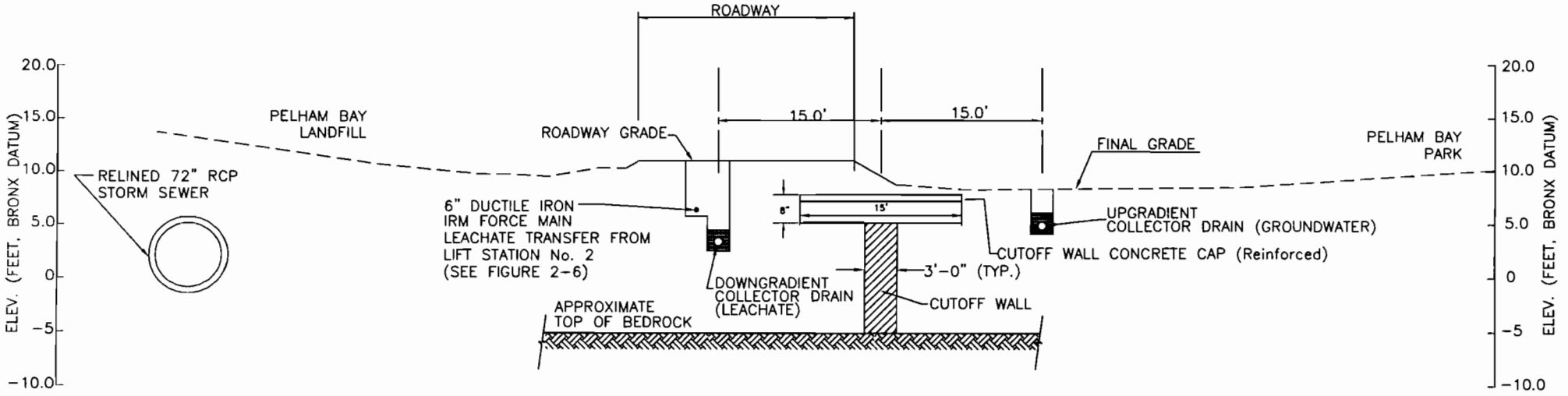

NOTE: SEE CONTRACT HP-875 AS-BUILTS FOR LOCATION OF ELECTRICAL CONDUITS

SECTION A-A'

(NOT TO SCALE)

0 5 10 20

SCALE (FEET)

THE CITY OF NEW YORK
DEPARTMENT OF ENVIRONMENTAL PROTECTION
BUREAU OF ENVIRONMENTAL ENGINEERING

REVISIONS

PELHAM BAY LANDFILL RECREATION

CONTRACT NO. HP-

FIGURE G-2
TYPICAL SECTION THROUGH CUTOFF WALL

Woodward-Clyde Consultants, Inc.

AS SHOWN

AUG 1, 1996

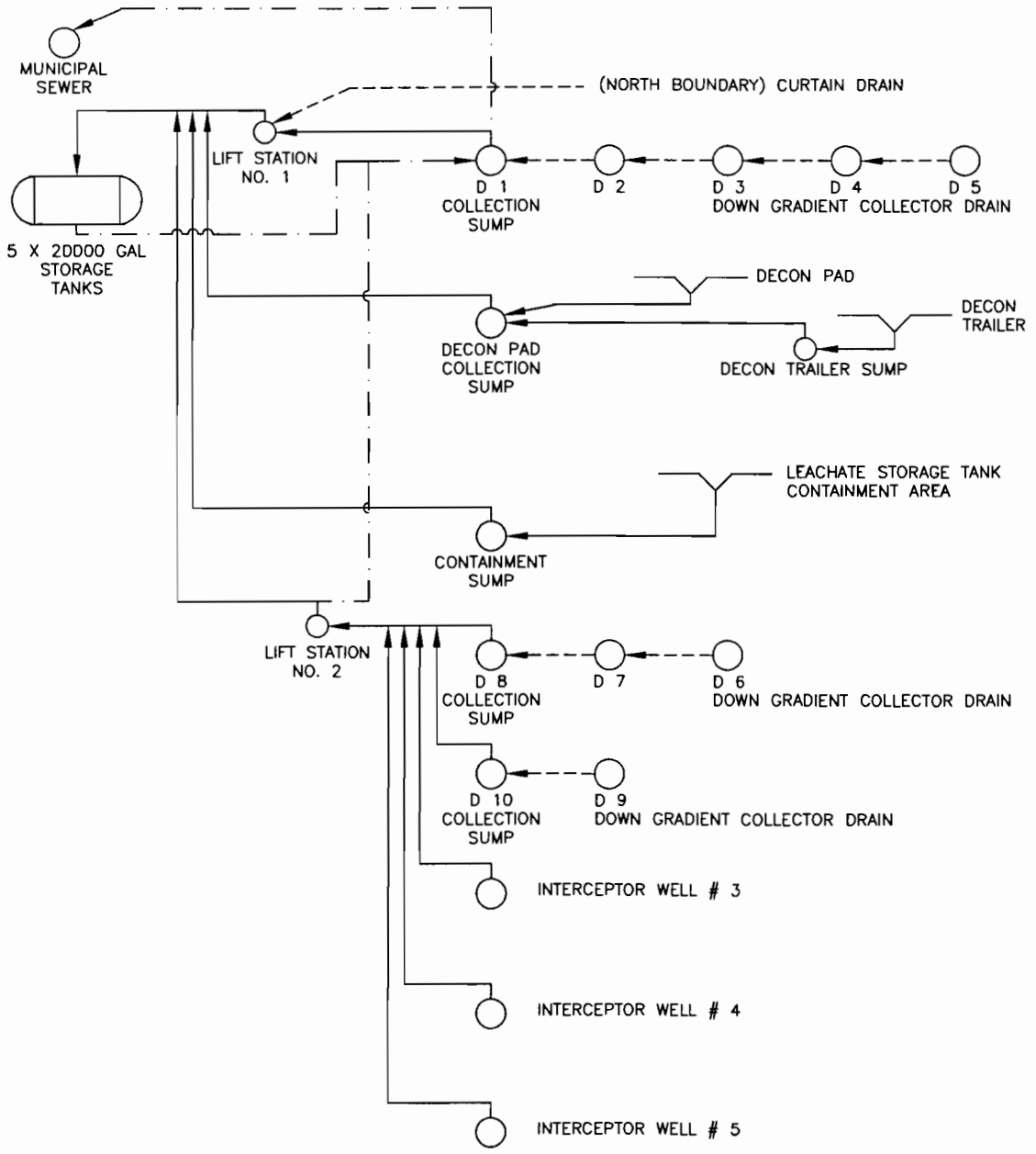

LEGEND

- PIPED DISCHARGE TO WET WELL
- DRAIN DISCHARGE TO WET WELL
- PUMPED DISCHARGE FROM WET WELL
- FUTURE PIPEWORK (CONTRACT 877HP)

DEP
THE CITY OF NEW YORK
DEPARTMENT OF ENVIRONMENTAL PROTECTION
BUREAU OF ENVIRONMENTAL ENGINEERING

NO	DATE	DESCRIPTION	APPR'D

REVISIONS

CAPITAL PROJECT NAME & NO.: PELHAM BAY LANDFILL REMEDIATION

CONTRACT NAME & NO.: GEOMEMBRANE CAPPING AND GAS COLLECTION SYSTEM CONTRACT NO. 876-HP

DRAWING TITLE:

FIGURE G-3
LEACHATE COLLECTION SYSTEM SCHEMATIC DIAGRAM

Woodward-Clyde Consultants, Inc.
ENGINEERING AND SCIENCES APPLIED TO THE EARTH AND ITS ENVIRONMENT
343 SEVENTH AVENUE, 11th FLOOR
NEW YORK, NEW YORK 10001

DESIGNED BY: RMT	DIVISION CHIEF:
DRAWN BY: KAK	PROJ MGR:
CHECKED BY: RMT	GRAPHIC SCALE:
GROUP LEADER:	SCALE: NOT TO SCALE
	DWG. NO.:
	SHEET NO.
	DATE:
	OF:

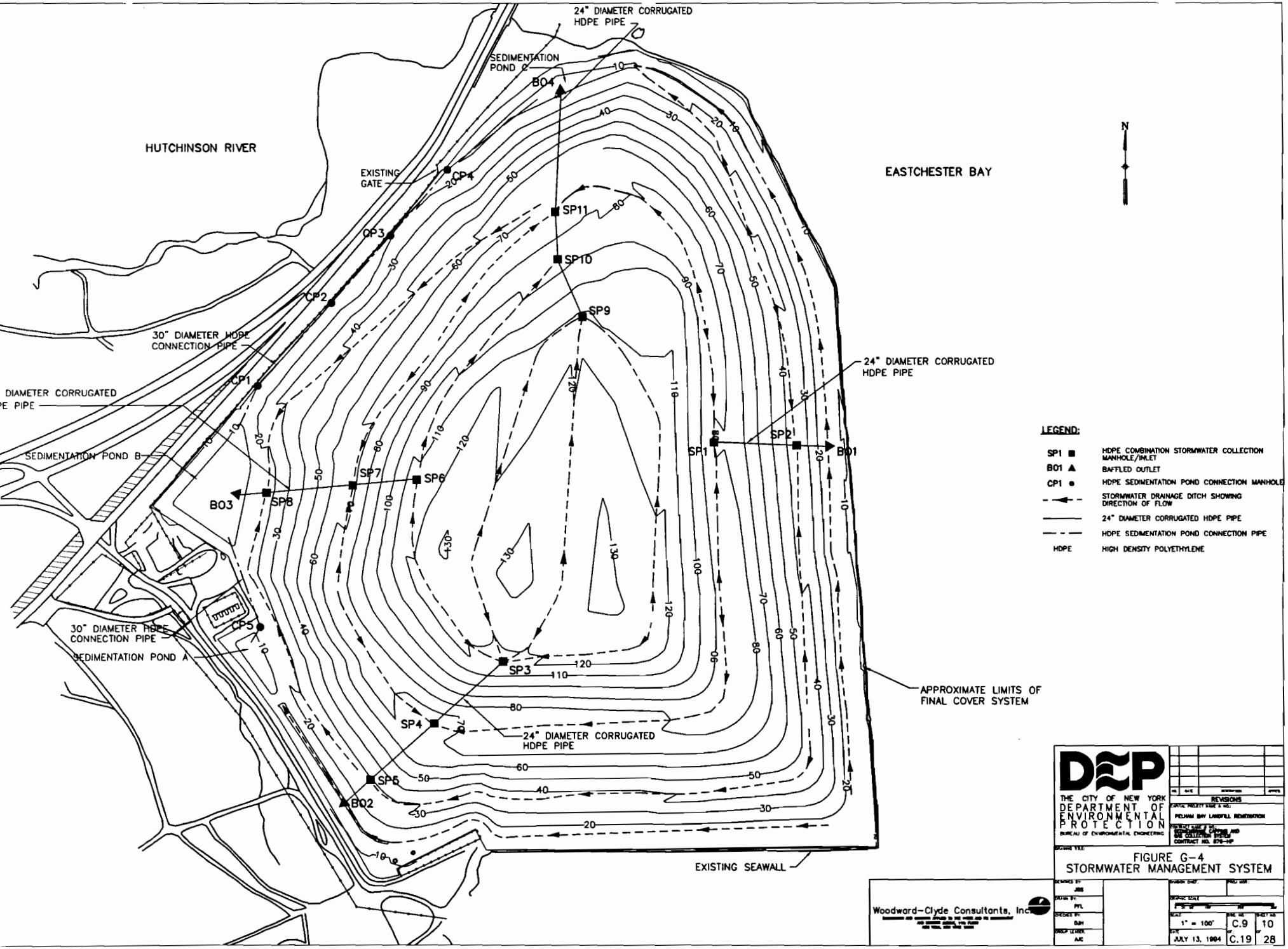

24" DIAMETER CORRUGATED HDPE PIPE
SEDIMENTATION POND C
BO4
HUTCHINSON RIVER
EASTCHESTER BAY
N
EXISTING GATE
CP4
CP3
CP2
CP1
SP11
SP10
SP9
30" DIAMETER HDPE CONNECTION PIPE
DIAMETER CORRUGATED
PE PIPE
SEDIMENTATION POND B
BO3
SP8
SP7
SP6
SP1
SP2
BO1
24" DIAMETER CORRUGATED HDPE PIPE
30" DIAMETER HDPE CONNECTION PIPE
SEDIMENTATION POND A
CP5
SP3
SP4
SP5
BO2
24" DIAMETER CORRUGATED HDPE PIPE
APPROXIMATE LIMITS OF FINAL COVER SYSTEM
EXISTING SEAWALL
LEGEND:
SP1 HDPE COMBINATION STORMWATER COLLECTION MANHOLE/INLET
BO1 BAFFLED OUTLET
CP1 HDPE SEDIMENTATION POND CONNECTION MANHOLE
STORMWATER DRAINAGE DITCH SHOWING DIRECTION OF FLOW
24" DIAMETER CORRUGATED HDPE PIPE
HDPE SEDIMENTATION POND CONNECTION PIPE
HDPE HIGH DENSITY POLYETHYLENE
DEP
THE CITY OF NEW YORK
DEPARTMENT OF ENVIRONMENTAL PROTECTION
BUREAU OF ENVIRONMENTAL ENGINEERING
REVISIONS
PELHAM BAY LANDFILL REMEDIATION
CONTRACT NO. 876-HP
FIGURE G-4
STORMWATER MANAGEMENT SYSTEM
Woodward-Clyde Consultants, Inc.
PFL
DJH
AJC
1" = 100'
C.9
10
JULY 13, 1994
C.19
28

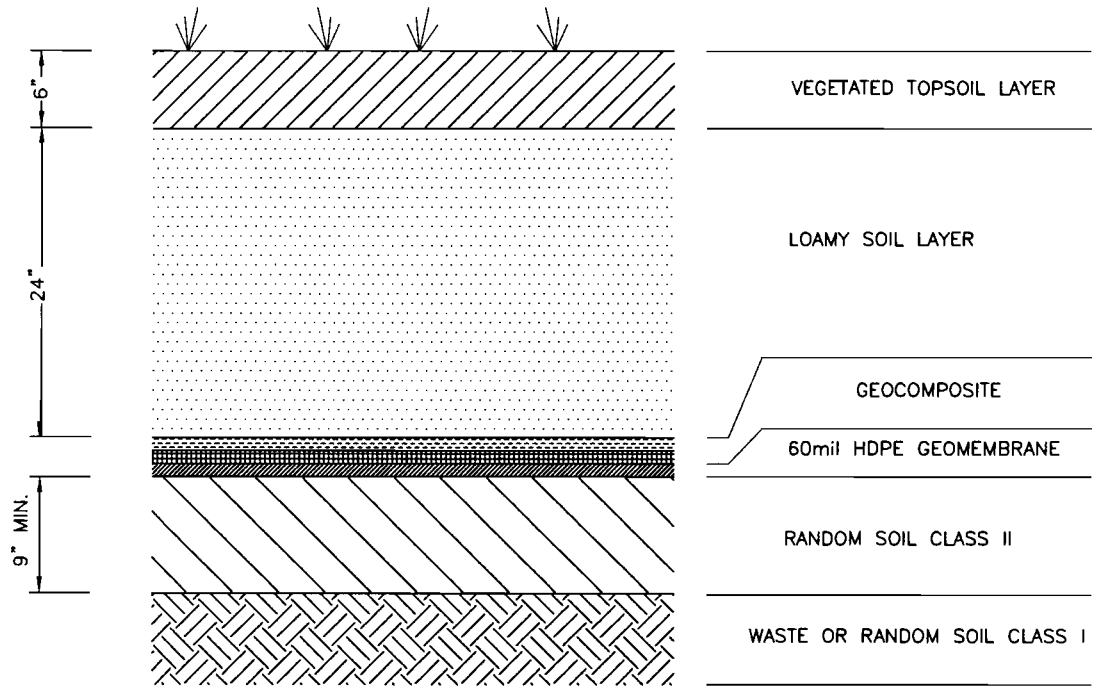

TYPICAL COVER SECTION

NOT TO SCALE

THE CITY OF NEW YORK
DEPARTMENT OF ENVIRONMENTAL PROTECTION
BUREAU OF ENVIRONMENTAL ENGINEERING

REVISIONS

PELHAM BAY LANDFILL REMEDIATION

RECOLLECTION SYSTEM AND GAS COLLECTION SYSTEM
CONTRACT NO. 876-HP

FIGURE G-5
TYPICAL LANDFILL COVER SECTION

Woodward-Clyde Consultants, Inc.

DESIGNED BY: WLP
DRAWN BY: WLP
CHECKED BY: BJH
GROUP LEADER: AJC

SCALE: AS NOTED
DATE: JULY 13, 1994
DWG. NO.: C.9
SHEET NO.: 9 OF 36

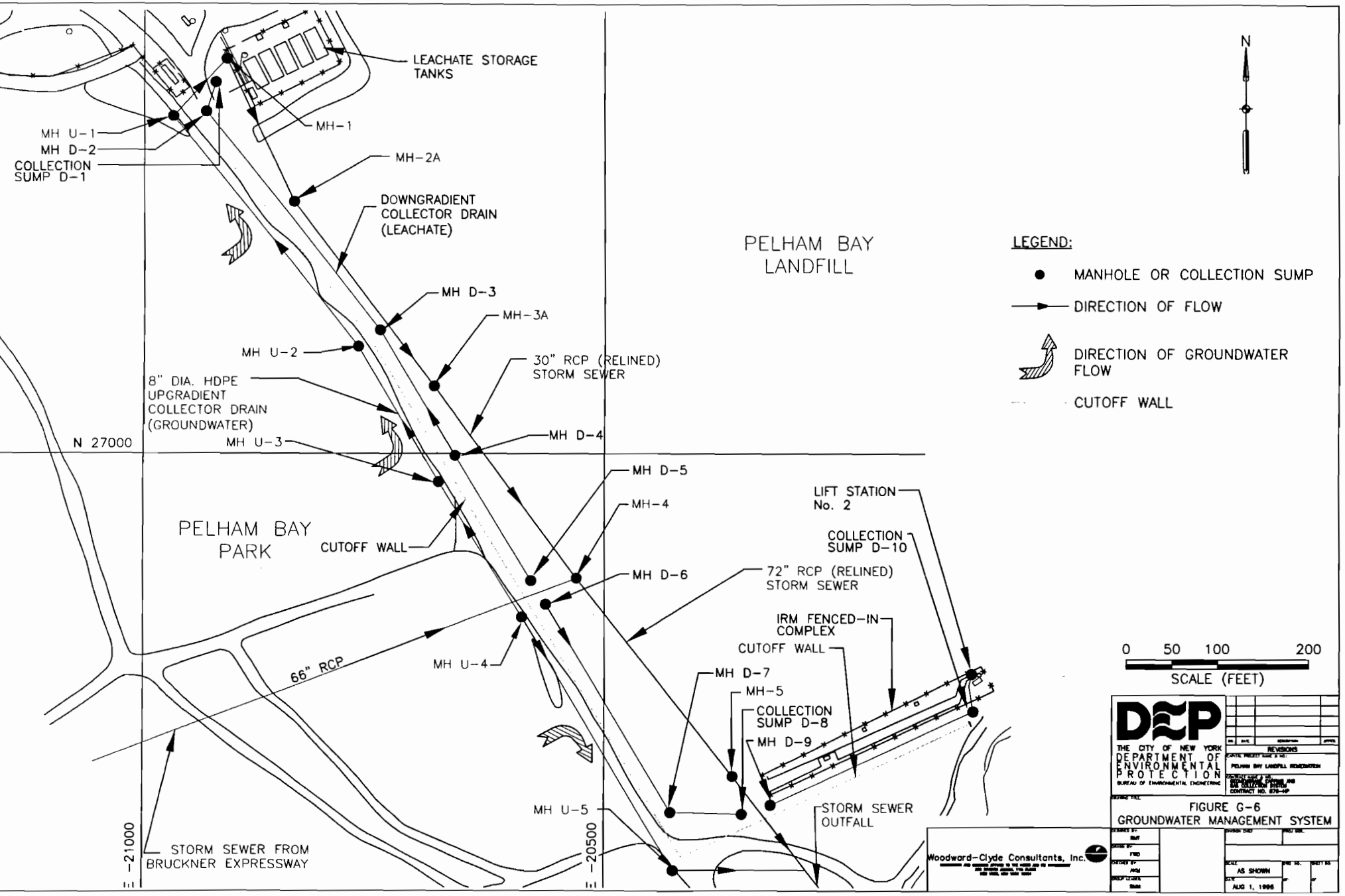

LEACHATE STORAGE TANKS
MH-1
MH U-1
MH D-2
COLLECTION SUMP D-1
MH-2A
DOWNGRADIENT COLLECTOR DRAIN (LEACHATE)
PELHAM BAY LANDFILL
MH D-3
MH-3A
MH U-2
30" RCP (RELINED) STORM SEWER
8" DIA. HDPE UPGRADIENT COLLECTOR DRAIN (GROUNDWATER)
N 27000
MH U-3
MH D-4
MH D-5
MH-4
LIFT STATION No. 2
PELHAM BAY PARK
CUTOFF WALL
COLLECTION SUMP D-10
MH D-6
72" RCP (RELINED) STORM SEWER
IRM FENCED-IN COMPLEX
CUTOFF WALL
66" RCP
MH U-4
MH D-7
MH-5
COLLECTION SUMP D-8
MH D-9
MH U-5
STORM SEWER OUTFALL
STORM SEWER FROM BRUCKNER EXPRESSWAY
-21000
-20500
N
LEGEND:
MANHOLE OR COLLECTION SUMP
DIRECTION OF FLOW
DIRECTION OF GROUNDWATER FLOW
CUTOFF WALL
0 50 100 200
SCALE (FEET)
DEP
THE CITY OF NEW YORK DEPARTMENT OF ENVIRONMENTAL PROTECTION
BUREAU OF ENVIRONMENTAL ENGINEERING
REVISIONS
PELHAM BAY LANDFILL REMEDIATION
FIGURE G-6
GROUNDWATER MANAGEMENT SYSTEM
Woodward-Clyde Consultants, Inc.
AS SHOWN
AUG 1, 1996

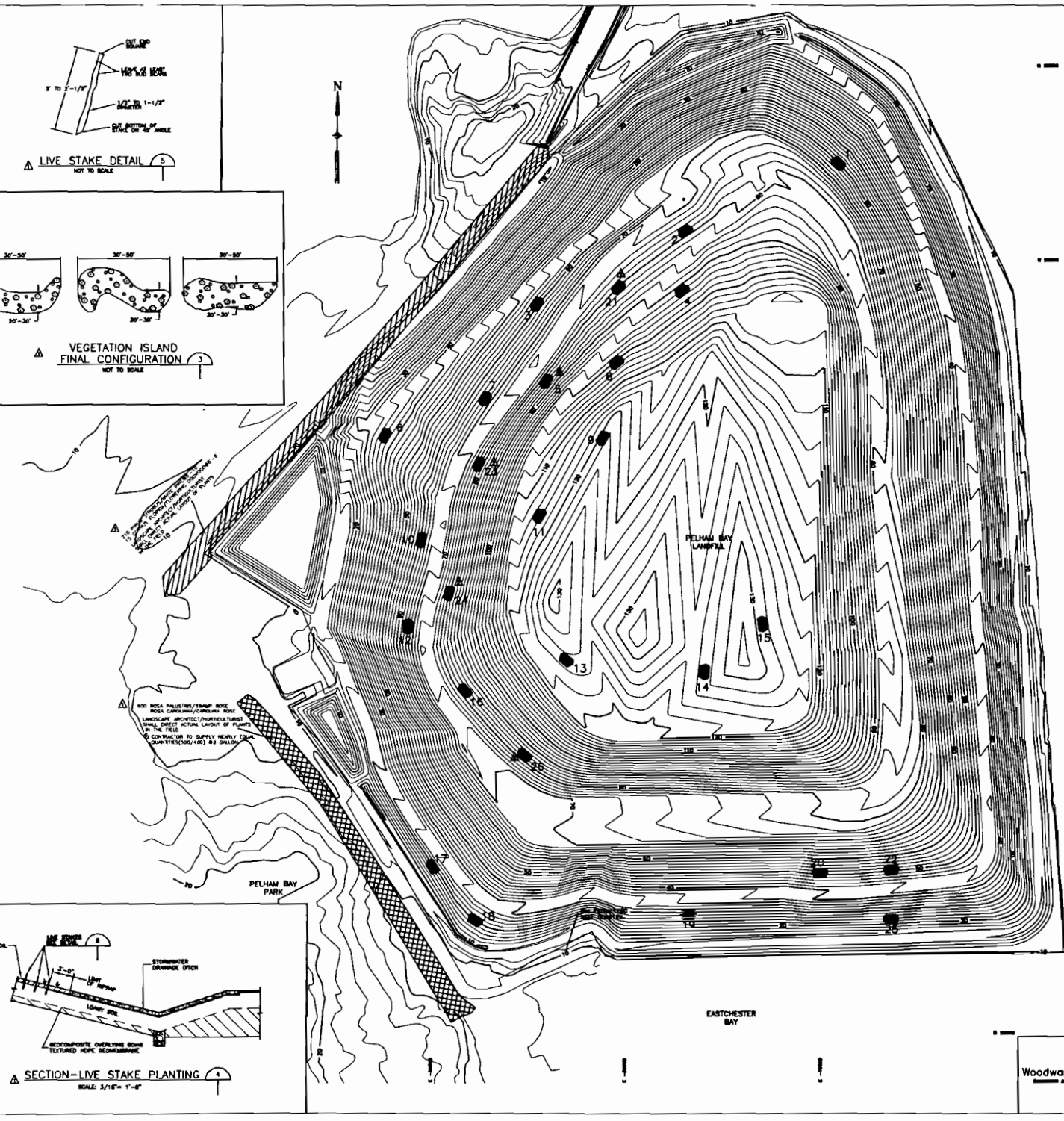

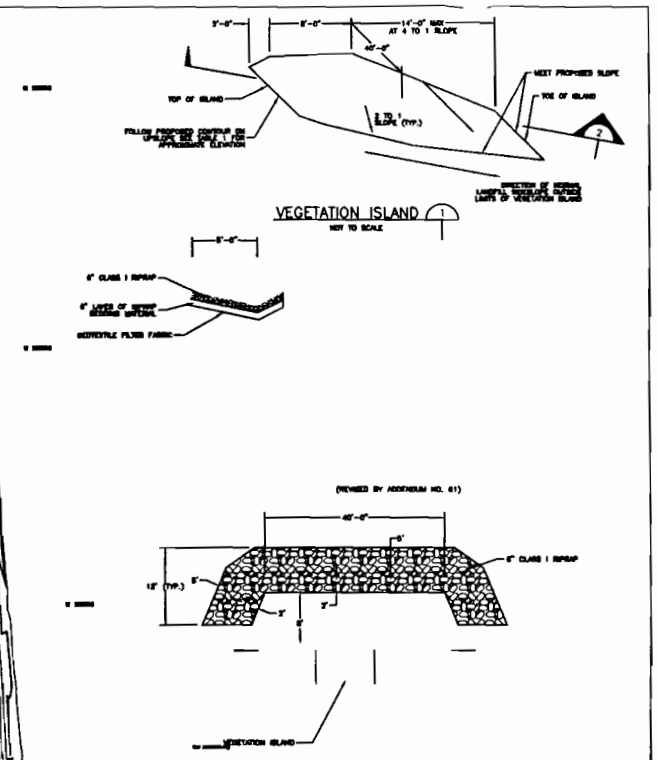

PLANT SCHEDULE FOR VEGETATION ISLANDS ONLY:

TREES:

BOTANICAL NAME/COMMON NAME	QUANTITY	SIZE
Pinus rigida/Pitch Pine	48	1.5'-6' b&b
Quercus falcata/Scrub Oak	72	1.5' cotper
Juniperus virginiana/Eastern Red Cedar	40	4'-5' b&b
Prunus serotina/Black Cherry	20	2' cotper
Betula populifolia/Gray Birch	65	2' cotper
Betula occidentalis/Hackberry	53	1.5' cotper
Populus tremuloides/Quaking Aspen	24	6'-8' b&b
Populus grandidentata/Big-Tooth Aspen	36	6'-8' b&b
Quercus montana/Chestnut Oak	15	1.5' cotper

SHRUBS:

	QUANTITY	SIZE
Prunus maritima/Beach Plum	87	2 gallon cont
Rhus typhina/Staghorn Sumac	38	2 gallon cont
Viburnum dentatum/Arrowwood Viburnum	71	40@2 gallon, 13@3 gallon
Myrica pensylvanica/Northern Bayberry	71	45@2 gallon, 26@3 gallon
Gamblulus canadensis/American Elderberry	73	50@2 gallon, 23@3 gallon
Pachnium angustifolium/Lowbush Blueberry	108	1 gallon cont
Cornuthus americanus/New Jersey Tea	146	1 gallon cont
Cornus racemosa/Gray Dogwood	87	2 gallon cont
Cornuthus sericea/Black Huckleberry	55	1 gallon cont

(DELETED HERBACEOUS TABLE BY ADDENDUM NO. 81)

VEGETATION ISLAND NO.	ELEVATION, TOP OF VEGETATION ISLAND (ROUGH GRADE +2.5')
1	65
2	66
3	66
4	67
5	67
6	67
7	67
8	106
9	106
10	67
11	120
12	73
13	73
14	73
15	73
16	68
17	67
18	67
19	67
20	67
21	67
22	67
23	67
24	67
25	67
26	67
27	67
28	67

LEGEND:

PROPOSED VEGETATION ISLAND LOCATION

ROUGH GRADED SURFACE CONTOUR

EXISTING FENCE

NOTE:

1. VEGETATION ISLAND DETAILS 1 & 2 REPRESENT THE PAY LIMITS FOR THE ISLAND.
2. VEGETATION ISLAND DETAIL 3 REPRESENT EXAMPLES OF THE APPROXIMATE FINAL CONFIGURATION OF THE ISLANDS. THE FINAL SHAPE WILL BE DETERMINED IN THE FIELD UNDER THE DIRECTION OF THE RESIDENT ENGINEER AND/OR LANDSCAPE ARCHITECT.
3. DRAINAGE DITCHES TO BE PLANTED WITH 1,000 LIVE STAKES AS SHOWN IN SECTION 4. LOCATION AND SPACING AS DIRECTED BY THE RESIDENT ENGINEER AND/OR LANDSCAPE ARCHITECT. SEE SPECIFICATION SECTION 02960 FOR FURTHER DETAILS ON TECHNIQUES AND CORRECT SEASON FOR PLANTING.
4. THE CONTOURS SHOWN REPRESENT THE PROPOSED SURFACE OF THE LANDFILL AFTER THE INSTALLATION OF THE HDPE GEOMEMBRANE AND PRIOR TO THE INSTALLATION OF THE ROADS, DITCHES AND LOAMY SOIL AND VEGETATED TOPSOIL LAYERS.

DEP

THE CITY OF NEW YORK
DEPARTMENT OF ENVIRONMENTAL PROTECTION
BUREAU OF ENVIRONMENTAL ENGINEERING

NO.	DATE	DESCRIPTION	APPROV.
2	2/13/96	RELOCATED VEGETATION ISLAND NOS. 5, 21, 22, 24, & 28	
1	3/16/94	AS PER ADDENDUM NO. 40	

REVISIONS

CAPITAL PROJECT NAME & NO.: PELHAM BAY LANDFILL REMEDIATION

CONTRACT NAME & NO.: GEOMEMBRANE CAPPING AND GAS COLLECTION SYSTEM CONTRACT NO. 878-HP

DRAWING TITLE:

FIGURE G-8
LANDSCAPE PLAN

Woodward-Clyde Consultants, Inc.

DESIGNED BY: SMM
DRAWN BY: MVR
CHECKED BY: SMM
GROUP LEADER: AJC

DIVISION CHIEF
PROJ MGR.
GRAPHIC SCALE
SCALE: 1" = 100'
DWG NO.: LS.192
SHEET NO.: 27
DATE: FEBRUARY 13, 1996
OF: LS.192
OF: 28

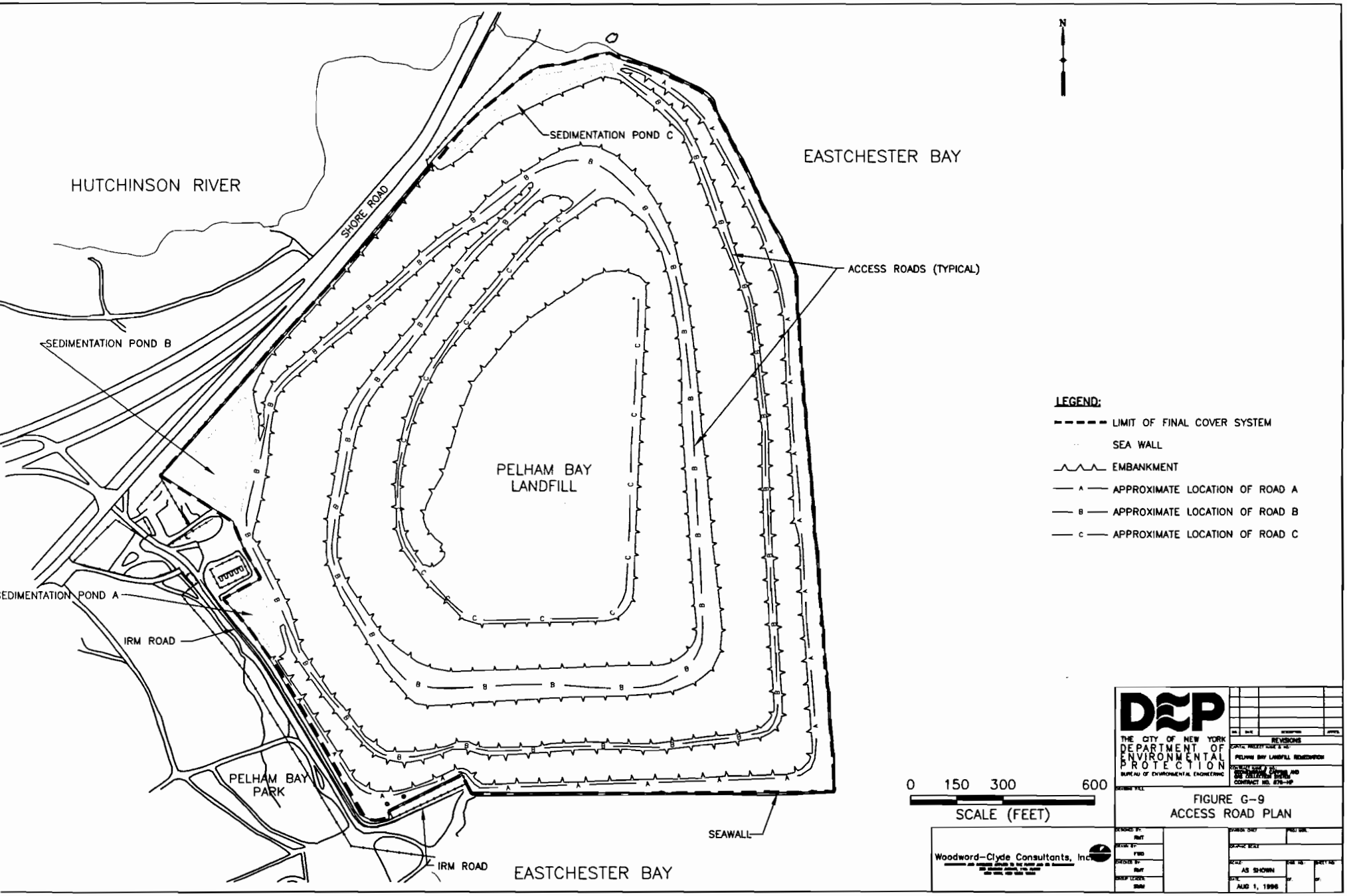

THE CITY OF NEW YORK
DEPARTMENT OF ENVIRONMENTAL PROTECTION
BUREAU OF ENVIRONMENTAL ENGINEERING

REVISIONS

PELHAM BAY LANDFILL REMEDIATION

CONTRACT NO. 878-HP

FIGURE G-9
ACCESS ROAD PLAN

Woodward-Clyde Consultants, Inc.

AS SHOWN

AUG 1, 1996

Damage to the Liner

The Problem

High winds started on Friday, February 26, 1996, forcing a halt to all construction activities on the landfill. At the time we were in the process of installing geo-composite material and Barrier Protection Layer (BPL) on the geomembrane previously installed on the top of the landfill.

Since the wind exceeded 40mph at the base of the landfill no one was allowed to travel to the top where the wind was usually 10-15MPH higher and the potential for injury greater.

The high wind condition continued for the weekend and subsided by Monday March 1st On Monday afternoon the crew ventured back on the landfill to investigate the extent of the damage the weekend storm has caused to the liner. At the top of the landfill it was revealed that approximately 13:5 acres of lining on the top was damaged.

Of the damaged areas approximately 10 acres were completely missing as it had blown off the top and was at the base or in the surrounding water or park. The nature of the damage to the liner that was left on the top was stretching in areas and shrinking in others.

Damage

Based on the condition of the damaged areas two theories emerged as the main cause of the damage: wind or fire.

The idea of a fire would seem to be remote at best, as conditions on the top of the landfill at that time would not be conducive to a fire. On the one hand, the conditions of high winds with little or no gas accumulation would make a fire unlikely. On the other hand, there could have been accumulation of landfill gas below the liner in the gas collection layer. This landfill gas could have been directed upward and accumulated below the liner on the landfill "plateau". However the shrinking and fusing of large portions of the line gave credence to the theory.

The second and more plausible theory is that of extensive wind damage. It is possible that the high winds at the top of the landfill reached over 70mph and caused excessive stretching of the liner. As the liner broke and flapped in the wind it stretched and then fused as it lost its elasticity.

Neither theory was extensively researched and the focus soon returned to repairing the damaged areas and the closure of the landfill.

The contractor made a claim to his insurance company and the insurance company of the liner installation subcontractors. A settlement was reached by all parties and the liner replacement started.

Replacing the Damaged Liner

Extensive testing on the liner that remained was conducted to set the limits of the damaged areas. Portions of the liner were removed and tested on site and samples were sent to the lab for conformation. All the liner that exhibited any result that did not meet the requirement of the contract was removed and new liner was installed.

Appendix B-6 and B-7 shows the QC testing results

New liner was installed in the spring and the liner was completed by the summer of 1996.

Section 6.5 Landscaping

In the fall of 1995 the contractor started to stock pile topsoil at the base of the landfill in anticipation of spreading the soil during the winter and start the final planting in the spring of 1996.

The contracts called for spreading 6"of topsoil over 2 feet of barrier protection layer and landscaping the soil with a design seed mix of prairie grass and other wild grasses. The seed mix was specially designed for the landfill and was purchased and stored at a seed depot.

Topsoil

The contractor investigated and submitted various sources that were going to be used proposed to provide the quantity and quality of topsoil to be used on the landfill. However due to the large volume and the quality required, the required material could not be obtained naturally and would have to be manufactured from soil and compost.

Soil delivery:
The contract required the topsoil testing @ 1 sample per source. As the possible sources increased and quality of the material decreased additional soil testing was required. A change order was issued to the contractor for additional testing at the source and at the site.

After soil testing at the various processing sites two subcontractors were eventually approved to deliver material to the site for use as topsoil. The two approved subcontractors delivered approximately 20,000 cubic yards of topsoil that was stockpiled at the base of the landfill. The material was tested at the source and at the landfill and the data in the resulting test report was in compliance with the contract and was submitted to the New York City DEP.

Soil Spreading and planting
Spreading of the topsoil started on the east side of the landfill in February of 1996. Starting on the lower level of the landfill 6" of topsoil was spread by bulldozers. After approximately 30 acres were covered with topsoil the area was hydro-seeded with the design seed mix and a rye grass seed mix.

Landscaping
The hydro-seeding operation consists of mixing the specified prairie seed with a rye grass and sheep fescue seeds, water and green coagulant indicator. The rye grass and fescue was used as a quick germinating grass that would provide shade for the prairie seed during the initial germination period. During April and May of 1996 the lower area of the landfill was hydro-seeded with the mix and the area covered with straw mulch for shade and moisture retention.

Initial Growth

In June and July of 1996 the specified prairie grass or the rye grass did not germinate as expected. It was initially believed that this was due to the hot summer days in June and July and the seeds would germinate as the heat subsides. The soil and the seeded areas were inspected by personnel from the New York City Parks Department, the landscaper and Cornell Cooperation extension to ascertain the reason why the grass was not germinating as anticipated. The results from the testing and inspection showed no adverse conditions that would prevent the specified seed mix from growing.

By September 1996 the grass did not show any improvement and additional testing and consultations with Cornell and Parks Department, revealed that the pH was above the acceptable limit for the specified prairie grass mix.

Investigation

The DEP and DEC commissioned Rutgers University as an outside source to investigate the problem with the lack of growth in the area previous landscaped. The focus of the investigation was on soil source, seed stock and planting technique.

Additional investigation was conducted by the NYC IG, NYS DEC and the court appointed Special Referee Office to see if any malfeasance was involved.

Soil: After additional testing on landfill, at the source and in the stockpile, it was determined that the soil was of low quality and had a high pH which would prevent the grass from growing.
The investigators reviewed the test results from the contractors approved lab and found inaccuracies with the data and poor QA/AC for the lab. The lab was dismissed and a new lab was contracted to do all further soil testing.

Soil Source: One of the approved sources for the topsoil to the site manufactured the topsoil from a blend of compost and dirt and stockpiled the material next to a recycling area. The investigation revealed that the recycled material along with other unspecified material was added to the topsoil blend as a bulking agent. These material consisting of wood, crushed concrete, glass and other crushed material.

Seed Stock: Testing of the seed that was purchased and stored for use on the landfill revealed germination rates below normal. The germination rates for the stock material were less than the specified rate. New seeds would therefore be required.

Planting Technique: The planting schedule and technique of the subcontractor were reviewed and found to be substandard and a new sub-contractor was hired to complete the project.

The investigation by the NYC DEP IG and the Federal Special Referee revealed that there was no malfeasance by City or State employees and the problem was contractual

between Brecco the contractor and their sub-contractors for the soil, seed and landscaping.

New Landscaping

The result of the investigation resulted in new techniques for planting and a new protocol for soil testing and delivery to the site.

The recommendation of the investigation was:

(1) The existing soil at the site both topsoil and the soil for the barrier protection layer was to be treated with sulfur to reduce the pH

(2) The entire landfill (including the areas previous topsoiled) was to be covered with 6 inches of new topsoil.

(3) New seeds were to be used

(4) A new and more experienced landscaper was to be hired.

With a new testing protocol featuring additional soil testing and more frequent site visits, new topsoil was manufactured and delivered to the site.

Sulfur was added to the existing soil and mixed to lower the pH of the existing soil. After mixing and testing the pH of the soil was lowered and the new topsoil was spread over the existing soil.

During the spring and fall of 1999 the landfill was landscaped using new soil, new seed and a new landscaper.

The new soil was hydroseeded and straw mulch was used to cover the seeds for protection from the sun and also as a moisture retention barrier.

Growth on the landfill was established by the summer of 2000 and deemed to be successful by the spring of 2001.