ECOTEST LABORATORIES INC.
377 Sheffield Ave.
North Babylon, NY 11703
tel. 631-422-5777, fax 631-422-5770, Email ECOTESTLAB@aol.com

TITLE/COVER PAGE

QUALITY CONTROL DELIVERABLES

CLIENT: ST Environmental Services, Inc.
100 Morris Avenue
Glen Cove, NY 11542

CONTACT: Ross Hibler

JOB: Pelham Bay Landfill

DATE(S) OF SAMPLE COLLECTION: 3/4/09

ECOTEST SAMPLE ID NOS.: 290790.00

REPORT APPROVED BY:_____
JOHN AQUILINA

DATE APPROVED:_____

NJDEP LAB ID NO.: NY356
NYELAP ID NO.: 10320

JA
excel\john\qcpkg09\st0790b

TABLE OF CONTENTS

EcoTest Lab Sample ID#290790

	PAGE
TITLE/COVER PAGE	1
TABLE OF CONTENTS	2
SUMMARY TABLE; CROSS-REFERENCE OF LABORATORY AND FIELD ID NOS. AND ANALYSES PERFORMED	5
CHAIN OF CUSTODY FORMS	7
DATA REPORTS	9
METHODOLOGY SUMMARY FOR ALL METHODS	20
SVOCs BY EPA METHOD 8270 - QC DELIVERABLES INCLUDING:	22

- CONFORMANCE/NONCONFORMANCE SUMMARIES
- LABORATORY CHRONICLE
- ANALYTICAL RESULTS SUMMARY
- MDLs & PQLs
- METHOD BLANK SUMMARY
- DATE/TIME SUMMARY
- SURROGATE COMPOUND RESULTS SUMMARY
- MS/MSD RECOVERY RESULTS SUMMARY
- INTERNAL STANDARD AREA AND RETENTION TIME SUMMARY
- INSTRUMENT PERFORMANCE CHECK SUMMARY (DFTPP)
- QC CHECK (REFERENCE SAMPLE) RESULTS SUMMARY
- RAW DATA FOR ALL GCMS RUNS
- SV ORGANIC ANALYSIS DATA SHEETS
- TENTATIVELY IDENTIFIED COMPOUNDS (TICs)

VOCs BY EPA METHOD 8260 - QC DELIVERABLES INCLUDING:	135

- CONFORMANCE/NONCONFORMANCE SUMMARIES
- LABORATORY CHRONICLE
- ANALYTICAL RESULTS SUMMARY
- MDLs & PQLs
- METHOD BLANK SUMMARY
- DATE/TIME SUMMARY
- SURROGATE COMPOUND RESULTS SUMMARY
- MS/MSD RECOVERY RESULTS SUMMARY
- INTERNAL STANDARD AREA AND RETENTION TIME SUMMARY
- INSTRUMENT PERFORMANCE CHECK SUMMARY (BFB)
- QC CHECK (REFERENCE SAMPLE) RESULTS SUMMARY
- RAW DATA FOR ALL GCMS RUNS
- VOLATILE ORGANIC ANALYSIS DATA SHEETS
- TENTATIVELY IDENTIFIED COMPOUNDS (TICs)

PESTICIDES BY EPA 608 - QC DELIVERABLES INCLUDING : 219

- CONFORMANCE/NONCONFORMANCE SUMMARIES
- LABORATORY CHRONICLE
- PESTICIDE ORGANIC ANALYSIS DATA SHEET
- SURROGATE RECOVERIES
- ANALYTICAL RESULTS SUMMARY
- MS/MSD RECOVERIES
- METHOD BLANK SUMMARY
- MDLs/PQLs
- ENDRIN/ppDDT BREAKDOWN SUMMARY
- INSTRUMENT PERFORMANCE CHECK SUMMARY
- RETENTION TIME WINDOWS
- IDENTIFICATION SUMMARIES
- LCS SUMMARY
- INITIAL CALIBRATION
- REFERENCE SAMPLE RESULTS SUMMARY
- RAW DATA

PCBS BY EPA 608 - QC DELIVERABLES INCLUDING: 360

- CONFORMANCE/NONCONFORMANCE SUMMARIES
- LABORATORY CHRONICLE
- PCB ORGANIC ANALYSIS DATA SHEET
- ANALYTICAL SEQUENCE
- IDLs
- METHOD BLANK SUMMARY
- RETENTION TIME WINDOWS
- INITIAL CALIBRATION
- CALIBRATION VERIFICATION SUMMARY
- SURROGATE COMPOUND RESULTS SUMMARY
- MS/MSD RECOVERY RESULTS SUMMARY
- LCS RECOVERY SUMMARY
- RAW DATA

GCTPH BY EPA 8015 - QC DELIVERABLES INCLUDING: 502

- CONFORMANCE/NONCONFORMANCE SUMMARIES
- LABORATORY CHRONICLE
- DRO ORGANIC ANALYSIS DATA SHEET
- ANALYTICAL SEQUENCE
- INSTRUMENT PERFORMANCE CHECK SUMMARY
- METHOD BLANK SUMMARY
- RETENTION TIME WINDOWS
- CALIBRATION VERIFICATION SUMMARY
- SURROGATE COMPOUND RESULTS SUMMARY
- MS/MSD RECOVERY RESULTS SUMMARY
- LCS RECOVERY SUMMARY
- RAW DATA

METALS QC DELIVERABLES INCLUDING: 578

- CONFORMANCE/NONCONFORMANCE SUMMARIES
- INITIAL AND CONTINUING CALIBRATION
- CRDL STANDARDS FOR AA AND ICP
- BLANKS
- ICP INTERFERENCE CHECK SAMPLE
- SPIKE SAMPLE RECOVERY
- DUPLICATES
- LABORATORY CONTROL SAMPLE
- IDLS
- PREPARATION LOGS
- ANALYSIS RUN LOGS
- INSTRUMENT PRINTOUTS

GENERAL CHEMISTRY QC DELIVERABLES; INCLUDING: 665-744

- CONFORMANCE/NONCONFORMANCE SUMMARIES
- INITIAL AND CONTINUING CALIBRATION
- BLANKS
- SPIKE SAMPLE RECOVERY
- DUPLICATES
- LABORATORY CONTROL SAMPLE
- PREPARATION LOGS
- ANALYSIS RUN LOGS
- RAW DATA AND CALIBRATION CURVES

SUMMARY TABLE; CROSS-REFERENCE OF LABORATORY AND FIELD ID NOS. AND ANALYSES PERFORMED

SUMMARY TABLE; CROSS-REFERENCE OF LABORATORY AND FIELD ID NOS. AND ANALYSES PERFORMED

EcoTest ID#	Field ID#	Matrix	Date Col'd	Date Rec'd	ANALYSIS
290790.00	Leachate	Water	3/4/09	3/4/09	SVOCs by EPA 8270, VOCs by EPA 8260, Pest./PCBs by EPA 608, GCTPH by EPA 8015, Metals by EPA 200.7/245.2, CN/CN Amen. by EPA 335.4, BOD by 5210B, COD by EPA 410.4, Cl by 204500ClB, TSS by 2540D, NH3 by 4500NH3C, Nitrate by EPA 353.2, TKN by 4500NORGB, pH by 4500HB, Chrom. Hex by 4500CrB, Sulfate by ASD51602, TDS by 2540C, NPM by EPA 1664

CHAIN OF CUSTODY FORMS

ECOTEST LABORATORIES, INC. • ENVIRONMENTAL TESTING
377 Sheffield Avenue, North Babylon, New York 11703
(631) 422-5777 • FAX (631) 422-5770 • Email: ecotestlab@aol.com

CHAIN OF CUSTODY RECORD

21

290790

Client: Severn trent Environmental Services
Address: 100 Morris Ave
Glen Cove, N.Y. 11542
Phone: 516-674-6032 FAX: 516-674-0151
Person receiving report: Ross Hiller
Sampled by: JM
Source: Pelham Bay Landfill Leachate
Job No.:

TYPE & NUMBER OF CONTAINERS

MATRIX (Soil, Water, etc.)	COLLECTED DATE	COLLECTED TIME	SAMPLE IDENTIFICATION	TOTAL NUMBER OF CONTAINERS	Plastic H_2SO_4	Plastic No preservatives	Amber BN	Amber AE	Amber Pest & PCB	VOA	Plastic NaOH	Plastic HNO_3	Amber Hydrocarbon H_2SO_4	Amber No Preservative	QC Pkg Type (If Required)	Accelerated Turnaround Date Required	REMARKS-TESTS REQUIRED
W	3/4	1:00pm	Leachate	16	1	3	1	1	3	3	1	1	1	1			Leachate schedule A & B
																	Cat B QaQC
																	TEMP= 4.0 R.F.

Relinquished by: (Signature)	DATE/TIME	SEAL INTACT?	Received by: (Signature)	Relinquished by: (Signature)	DATE/TIME	SEAL INTACT?	Received by: (Signature)
Representing:	03/04/09 2:50	YES NO NA	Representing:	Representing:		YES NO NA	Representing:
Relinquished by: (Signature)	DATE/TIME	SEAL INTACT?	Received by: (Signature)	Relinquished by: (Signature)	DATE/TIME	SEAL INTACT?	Received by: (Signature)
Representing:		YES NO NA	Representing:	Representing:		YES NO NA	Representing:

DATA REPORTS

ECOTEST LABORATORIES, INC. *ENVIRONMENTAL TESTING*

377 SHEFFIELD AVE. • N. BABYLON, N.Y. 11703 • (631) 422-5777• FAX (631) 422-5770

Email: ecotestlab@aol.com Website: www.ecotestlabs.com

LAB NO.200720.00 03/27/09

ST, Environmental Services, Incorporated
100 Morris Avenue
Glen Cove, NY 11542

ATTN: Ross Kibler PO#:1317

SOURCE OF SAMPLE: Pelham Bay Landfill
SOURCE OF SAMPLE:
COLLECTED BY: Client DATE COL'D:03/04/09 RECEIVED:03/04/09
TIME COL'D:1300
MATRIX:Water SAMPLE: Pelham Bay Landfill-Leachate

ANALYTICAL PARAMETERS	UNITS	RESULT	FLAG	DATE TIME OF ANALYSIS	LRL	ANALYTICAL METHOD
Cyanide as CN	mg/L	< 0.02		030509	0.02	EPA335.4
BOD5	mg/L	7.9		030609 1445	3	5210B
COD	mg/L	190		031109	40	EPA410.4
Chloride as Cl	mg/L	440		030509	20	20450OCl B
Tot Suspended Solids	mg/L	8		030509	2.5	2540D
Ammonia as N	mg/L	48		030509	0.2	4500NH3C
Nitrate as N	mg/L	1.6		030609	0.5	EPA353.2
Tot. Kjeldahl N.	mg/L	51		031009	0.2	4500NORGB
pH@lab units		7.8		030509 0929	0.1	4500HB
TCN amen.to chlorin.	mg/L	< 0.02		030509	0.02	EPA335.4
Chromium hex as Cr	mg/L	< 0.02		030409 1700	0.02	4500CrB
Sulfate as SO4	mg/L	65		031009	25	ASD51602
Tot Dissolved Solids	mg/L	1300		030909	10	2540C
Non-polar Material	mg/L	< 5		031009	5	EPA1664

cc:

LRL=Laboratory Reporting Limit

REMARKS:

DIRECTOR

NYSDOH ID # 11320 Page 10 of 10

Analytical results relate to the samples as received by the laboratory

ECOTEST LABORATORIES, INC. *ENVIRONMENTAL TESTING*

377 SHEFFIELD AVE. • N. BABYLON, N.Y. 11703 • (631) 422-5777• FAX (631) 422-5770

Email: ecotestlab@aol.com Website: www.ecotestlabs.com

[illegible]

[illegible] Environmental Services, Incorporated
[illegible]
[illegible]
ATTN: Ross Graber

[illegible]

SOURCE OF SAMPLE: Pelham Bay Landfill
SOURCE OF SAMPLE:
COLLECTED BY: Client DATE COLLECTED:03/04/09 RECEIVED:03/04/09
TIME COLLECTED:1300
MATRIX:Water SAMPLE: Pelham Bay Landfill-Leachate

ANALYTICAL PARAMETERS	UNITS	RESULT	FLAG	DATE TIME OF ANALYSIS	DIL	ANALYTICAL METHOD
Chloromethane	ug/L	< 1		030509	1	EPA8260
Bromomethane	ug/L	< 1		030509	1	EPA8260
Vinyl Chloride	ug/L	< 1		030509	1	EPA8260
Chloroethane	ug/L	< 1		030509	1	EPA8260
Methylene Chloride	ug/L	< 1		030509	1	EPA8260
Acetone	ug/L	< 10		030509	10	EPA8260
Carbon disulfide	ug/L	< 1		030509	1	EPA8260
1,1 Dichloroethene	ug/L	< 1		030509	1	EPA8260
1,1 Dichloroethane	ug/L	< 1		030509	1	EPA8260
1,2 Dichloroethene	ug/L	< 2		030509	2	EPA8260
Chloroform	ug/L	< 1		030509	1	EPA8260
1,2 Dichloroethane	ug/L	< 1		030509	1	EPA8260
2-Butanone	ug/L	< 10		030509	10	EPA8260
111 Trichloroethane	ug/L	< 1		030509	1	EPA8260
Carbon Tetrachloride	ug/L	< 1		030509	1	EPA8260
Bromodichloromethane	ug/L	< 1		030509	1	EPA8260
,2 Dichloropropane	ug/L	< 1		030509	1	EPA8260
t-1,3Dichloropropene	ug/L	< 1		030509	1	EPA8260
Trichloroethene	ug/L	< 1		030509	1	EPA8260
Chlorodibromomethane	ug/L	< 1		030509	1	EPA8260
12 Trichloroethane	ug/L	< 1		030509	1	EPA8260
Benzene	ug/L	< 1		030509	1	EPA8260
cis-1,3Dichloropropene	ug/L	< 1		030509	1	EPA8260
Bromoform	ug/L	< 1		030509	1	EPA8260
4-Methyl-2-pentanone	ug/L	< 10		030509	10	EPA8260

[illegible]

[illegible] Reporting Limit

[illegible]

Analytical results relate to the samples as received by the laboratory.

ECOTEST LABORATORIES, INC. *ENVIRONMENTAL TESTING*

377 SHEFFIELD AVE. • N. BABYLON, N.Y. 11703 • (631) 422-5777• FAX (631) 422-5770

Email: ecotestlab@aol.com Website: www.ecotestlabs.com

LAB NO.200700.00 03/27/09

ST. Environmental Services, Incorporated
100 Morris Avenue
Glen Cove, NY 11542
ATTN: Ross Nibler P04:1317

SOURCE OF SAMPLE: Pelham Bay Landfill
SOURCE OF SAMPLE:
COLLECTED BY: Client DATE COL'D:03/04/09 RECEIVED:03/04/09
TIME COL'D:1300
MATRIX:Water SAMPLE: Pelham Bay Landfill-Leachate

ANALYTICAL PARAMETERS	UNITS	RESULT	FLAG	DATE TIME OF ANALYSIS	LRL	ANALYTICAL METHOD
2-Hexanone	ug/L	< 10		030509	10	EPA8260
Tetrachloroethene	ug/L	< 1		030509	1	EPA8260
Toluene	ug/L	< 1		030509	1	EPA8260
1122Tetrachloroethane	ug/L	< 1		030509	1	EPA8260
Chlorobenzene	ug/L	1		030509	1	EPA8260
Ethyl Benzene	ug/L	< 1		030509	1	EPA8260
Styrene	ug/L	< 1		030509	1	EPA8260
o Xylene	ug/L	< 1		030509	1	EPA8260
m + p Xylene	ug/L	< 2		030509	2	EPA8260
Xylene	ug/L	< 3		030509	3	EPA8260

CA:

LRL=Laboratory Reporting Limit

REMARKS:

DIRECTOR

Analytical results relate to the samples as received by the laboratory.

ECOTEST LABORATORIES, INC. *ENVIRONMENTAL TESTING*

377 SHEFFIELD AVE. • N. BABYLON, N.Y. 11703 • (631) 422-5777• FAX (631) 422-5770

Email: ecotestlab@aol.com Website: www.ecotestlabs.com

LAB NO.:090790.00 04/27/09

ST, Environmental Services, Incorporated
100 Morris Avenue
Glen Cove, NY 11542

ATTN: Ross Ribler PO#:1317

SOURCE OF SAMPLE: Pelham Bay Landfill
SOURCE OF SAMPLE:
COLLECTED BY: Client DATE COL'D:03/04/09 RECEIVED:03/04/09
TIME COL'D:1300
MATRIX:Water SAMPLE: Pelham Bay Landfill-Leachate

ANALYTICAL PARAMETERS	UNITS	RESULT	FLAG	DATE TIME OF ANALYSIS	LRL	ANALYTICAL METHOD
Bis(2-chloroethyl)ether	ug/L	< 1		030909	1	EPA8270
1,3 Dichlorobenzene(sv)	ug/L	< 1		030909	1	EPA8270
1,4 Dichlorobenzene(sv)	ug/L	< 1		030909	1	EPA8270
Carbazole	ug/L	< 1		030909	1	EPA8270
1,2 Dichlorobenzene(sv)	ug/L	< 1		030909	1	EPA8270
Bis(2-chloroisopropyl)ether	ug/L	< 1		030909	1	EPA8270
N-Nitrosodi-n-propylamine	ug/L	< 1		030909	1	EPA8270
Hexachloroethane	ug/L	< 1		030909	1	EPA8270
Nitrobenzene	ug/L	< 1		030909	1	EPA8270
Isophorone	ug/L	< 1		030909	1	EPA8270
Bis(2-chloroethoxy)methane	ug/L	< 1		030909	1	EPA8270
124-Trichlorobenzene (sv)	ug/L	< 1		030909	1	EPA8270
Naphthalene(sv)	ug/L	< 1		030909	1	EPA8270
4-Chloroaniline	ug/L	< 1		030909	1	EPA8270
Hexachlorobutadiene	ug/L	< 1		030909	1	EPA8270
2-Methylnaphthalene	ug/L	< 1		030909	1	EPA8270
Hexachlorocyclopentadiene	ug/L	< 10		030909	10	EPA8270
2-Chloronaphthalene	ug/L	< 1		030909	1	EPA8270
2-Nitroaniline	ug/L	< 1		030909	1	EPA8270
Dimethyl Phthalate	ug/L	< 1		030909	1	EPA8270
Acenaphthylene	ug/L	< 1		030909	1	EPA8270
2,6-Dinitrotoluene	ug/L	< 1		030909	1	EPA8270
3-Nitroaniline	ug/L	< 1		030909	1	EPA8270
Acenaphthene	ug/L	< 1		030909	1	EPA8270
Dibenzofuran	ug/L	< 1		030909	1	EPA8270

cc:

LRL=Laboratory Reporting Limit

REMARKS:

DIRECTOR

Analytical results relate to the samples as received by the laboratory.

ECOTEST LABORATORIES, INC. *ENVIRONMENTAL TESTING*

377 SHEFFIELD AVE. • N. BABYLON, N.Y. 11703 • (631) 422-5777• FAX (631) 422-5770

Email: ecotestlab@aol.com Website: www.ecotestlabs.com

LAB NO:090720/00.00 03/27/09

ST. Environmental Services, Incorporated
100 Morris Avenue
Glen Cove, NY 11542
ATTN: Rosa Hibler

PO#:1317

SOURCE OF SAMPLE: Pelham Bay Landfill
SOURCE OF SAMPLE:
COLLECTED BY: Client DATE COL'D:03/04/09 RECEIVED:03/04/09
TIME COL'D:1300
MATRIX:Water SAMPLE: Pelham Bay Landfill-Leachate

ANALYTICAL PARAMETERS	UNITS	RESULT	FLAG	DATE TIME OF ANALYSIS	LRL	ANALYTICAL METHOD
2,4-Dinitrotoluene	ug/L	< 1		030909	1	EPA8270
Diethyl Phthalate	ug/L	< 1		030909	1	EPA8270
4-Chlorophenyl phenyl ether	ug/L	< 1		030909	1	EPA8270
Fluorene	ug/L	< 1		030909	1	EPA8270
4-Nitroaniline	ug/L	< 1		030909	1	EPA8270
N-Nitrosodiphenylamine	ug/L	< 1		030909	1	EPA8270
4-Bromophenyl phenyl ether	ug/L	< 1		030909	1	EPA8270
Hexachlorobenzene	ug/L	< 1		030909	1	EPA8270
Phenanthrene	ug/L	< 1		030909	1	EPA8270
Anthracene	ug/L	< 1		030909	1	EPA8270
Di-n-Butyl Phthalate	ug/L	< 1		030909	1	EPA8270
Fluoranthene	ug/L	< 1		030909	1	EPA8270
Pyrene	ug/L	< 1		030909	1	EPA8270
BenzylButylPhthalate	ug/L	< 1		030909	1	EPA8270
3,3'-Dichlorobenzidine	ug/L	< 10		030909	10	EPA8270
Benzo(a)anthracene	ug/L	< 1		030909	1	EPA8270

cc:

LRL=Laboratory Reporting Limit

REMARKS:

APPROVED

ECOTEST LABORATORIES, INC. *ENVIRONMENTAL TESTING*

377 SHEFFIELD AVE. • N. BABYLON, N.Y. 11703 • (631) 422-5777• FAX (631) 422-5770

Email: ecotestlab@aol.com Website: www.ecotestlabs.com

LAB NO.290790.00 03/27/09

ST, Environmental Services, Incorporated
100 Morris Avenue
Glen Cove, NY 11542
ATTN: Ross Hibler PO#:1317

SOURCE OF SAMPLE: Pelham Bay Landfill
SOURCE OF SAMPLE:
COLLECTED BY: Client DATE COL'D:03/04/09 RECEIVED:03/04/09
TIME COL'D:1300
MATRIX:Water SAMPLE: Pelham Bay Landfill-Leachate

ANALYTICAL PARAMETERS	UNITS	RESULT	FLAG	DATE TIME OF ANALYSIS	LRL	ANALYTICAL METHOD
Chrysene	ug/L	< 1		030909	1	EPA8270
Bis(2-ethylhexyl)phthalate	ug/L	7.5	#	030909	1	EPA8270
Di-n-octyl Phthalate	ug/L	< 1		030909	1	EPA8270
Benzo(b)fluoranthene	ug/L	< 1		030909	1	EPA8270
Benzo(k)fluoranthene	ug/L	< 1		030909	1	EPA8270
Benzo(a)pyrene	ug/L	< 1		030909	1	EPA8270
Indeno(1,2,3-cd)pyrene	ug/L	< 1		030909	1	EPA8270
Dibenzo(a,h)anthracene	ug/L	< 1		030909	1	EPA8270
Benzo(ghi)perylene	ug/L	< 1		030909	1	EPA8270

cc:

LRL=Laboratory Reporting Limit

REMARKS:

#Method blank contains 2.1 ug/L of bis(2-ethylhexyl) phthalate.

DIRECTOR

Analytical results relate to the samples as received by the laboratory

ECOTEST LABORATORIES, INC. *ENVIRONMENTAL TESTING*

377 SHEFFIELD AVE. • N. BABYLON, N.Y. 11703 • (631) 422-5777• FAX (631) 422-5770

Email: ecotestlab@aol.com Website: www.ecotestlabs.com

LAB NO.090790.00 04/27/09

ST. Environmental Services, Incorporated
100 Morris Avenue
Glen Cove, NY 11542
ATTN: Ross Hribler PO#:1317

SOURCE OF SAMPLE: Pelham Bay Landfill
SOURCE OF SAMPLE:
SOLLECTED BY: Client DATE COL'D:03/04/09 RECEIVED:03/04/09
TIME COL'D:1300
MATRIX:Water SAMPLE: Pelham Bay Landfill-Leachate

ANALYTICAL PARAMETERS	UNITS	RESULT	FLAG	DATE TIME OF ANALYSIS	LRL	ANALYTICAL METHOD
Phenol	ug/l.	< 1		030909	1	EPA8270
2-Chlorophenol	ug/l.	< 1		030909	1	EPA8270
2-Methylphenol (o-cresol)	ug/l.	< 1		030909	1	EPA8270
4-Methylphenol (p-cresol)	ug/l.	< 1		030909	1	EPA8270
2-Nitrophenol	ug/l.	< 1		030909	1	EPA8270
2,4-Dimethylphenol	ug/l.	< 1		030909	1	EPA8270
2,4-Dichlorophenol	ug/l.	< 1		030909	1	EPA8270
4-Chloro-3-methylphenol	ug/l.	< 1		030909	1	EPA8270
2,4,6-Trichlorophenol	ug/l.	< 1		030909	1	EPA8270
2,4,5-Trichlorophenol	ug/l.	< 1		030909	1	EPA8270
2,4-Dinitrophenol	ug/l.	< 10		030909	10	EPA8270
4-Nitrophenol	ug/l.	< 10		030909	10	EPA8270
2-Methyl-4,6-dinitrophenol	ug/l.	< 10		030909	10	EPA8270
Pentachlorophenol (ms)	ug/l.	< 10		030909	10	EPA8270

cc:

LRL=Laboratory Reporting Limit

REMARKS:

DIRECTOR

ECOTEST LABORATORIES, INC. *ENVIRONMENTAL TESTING*

377 SHEFFIELD AVE. • N. BABYLON, N.Y. 11703 • (631) 422-5777• FAX (631) 422-5770

Email: ecotestlab@aol.com Website: www.ecotestlabs.com

LAB NO.:230790.00 03/27/09

ST, Environmental Services, Incorporated
100 Morris Avenue
Glen Cove, NY 11542
ATTN: Ross Bibler PO#:1317

SOURCE OF SAMPLE: Pelham Bay Landfill
SOURCE OF SAMPLE:
COLLECTED BY: Client DATE COL'D:03/04/09 RECEIVED:03/04/09
TIME COL'D:1300
MATRIX:Water SAMPLE: Pelham Bay Landfill-Leachate

ANALYTICAL PARAMETERS	UNITS	RESULT	FLAG	DATE OF ANALYSIS	TIME	LRL	ANALYTICAL METHOD
Lindane	ug/L	< 0.05		031009		0.05	EPA608
Heptachlor	ug/L	< 0.05		031009		0.05	EPA608
Aldrin	ug/L	< 0.05		031009		0.05	EPA608
Heptachlor Epoxide	ug/L	< 0.05		031009		0.05	EPA608
p,p-DDE	ug/L	< 0.05		031009		0.05	EPA608
Dieldrin	ug/L	< 0.05		031009		0.05	EPA608
Endrin	ug/L	< 0.05		031009		0.05	EPA608
p,p-DDD	ug/L	< 0.05		031009		0.05	EPA608
p,p-DDT	ug/L	< 0.05		031009		0.05	EPA608
Chlordane	ug/L	< 0.1		031009		0.1	EPA608
Toxaphene	ug/L	< 0.2		031009		0.2	EPA608
Endrin Ketone	ug/L	< 1		031009		1	EPA608
α BHC	ug/L	< 0.1		031009		0.1	EPA608
β BHC	ug/L	< 0.05		031009		0.05	EPA608
δ BHC	ug/L	< 0.05		031009		0.05	EPA608
Endosulfan 1	ug/L	< 0.05		031009		0.05	EPA608
	ug/L	< 0.1		031009		0.1	EPA608

cc:

LRL=Laboratory Reporting Limit

REMARKS:

DIRECTOR

NYSDOH ID # 10320

Analytical results relate to the samples as received by the laboratory.

ECOTEST LABORATORIES, INC. *ENVIRONMENTAL TESTING*

377 SHEFFIELD AVE. • N. BABYLON, N.Y. 11703 • (631) 422-5777• FAX (631) 422-5770

Email: ecotestlab@aol.com Website: www.ecotestlabs.com

LAB NO.290790.00 03/27/09

ST. Environmental Services, Incorporated
100 Morris Avenue
Glen Cove, NY 11542
ATTN: Ross Hibler P0#:1317

SOURCE OF SAMPLE: Pelham Bay Landfill
SOURCE OF SAMPLE:
COLLECTED BY: Client DATE COL'D:03/04/09 RECEIVED:03/04/09
TIME COL'D:1300
MATRIX:Water SAMPLE: Pelham Bay Landfill-Leachate

ANALYTICAL PARAMETERS	UNITS	RESULT	FLAG	DATE TIME OF ANALYSIS	LRL	ANALYTICAL METHOD
Endosulfan 2	ug/L	< 0.1		031009	0.1	EPA608
Endosulfan Sulfate	ug/L	< 0.3		031009	0.3	EPA608
Methoxychlor	ug/L	< 0.1		031009	0.1	EPA608
Rodrin Aldehyde	ug/L	< 0.3		031009	0.3	EPA608
Aroclor 1016	ug/L	< 0.065		030909	0.065	EPA608
Aroclor 1221	ug/L	< 0.065		030909	0.065	EPA608
Aroclor 1232	ug/L	< 0.065		030909	0.065	EPA608
Aroclor 1242	ug/L	< 0.065		030909	0.065	EPA608
Aroclor 1248	ug/L	< 0.065		030909	0.065	EPA608
Aroclor 1254	ug/L	< 0.065		030909	0.065	EPA608
Aroclor 1260	ug/L	< 0.065		030909	0.065	EPA608
TotalPet.Hydro.(GC)	mg/L	0.28		031009	0.01	EPA8015

cc:

LRL=Laboratory Reporting Limit

REMARKS:

DIRECTOR

Analytical results relate to the sample[illegible]

ECOTEST LABORATORIES, INC. *ENVIRONMENTAL TESTING*

377 SHEFFIELD AVE. • N. BABYLON, N.Y. 11703 • (631) 422-5777• FAX (631) 422-5770

Email: ecotestlab@aol.com Website: www.ecotestlabs.com

LAB NO.290/90.00 03/27/09

ST, Environmental Services, Incorporated
190 Morris Avenue
Glen Cove, NY 11542
ATTN: Ross Hibler PO#:1317

SOURCE OF SAMPLE: Pelham Bay Landfill
SOURCE OF SAMPLE:
COLLECTED BY: Client DATE COL'D:03/04/09 RECEIVED:03/04/09
TIME COL'D:1300
MATRIX:Water SAMPLE: Pelham Bay Landfill-Leachate

ANALYTICAL PARAMETERS	UNITS	RESULT	FLAG	DATE TIME OF ANALYSIS	LRL	ANALYTICAL METHOD
Aluminum as Al	mg/L	0.03		031009	0.01	EPA200.7
Antimony as Sb	mg/L	< 0.005		031009	0.005	EPA200.7
Arsenic as As	mg/L	0.008		031009	0.005	EPA200.7
Barium as Ba	mg/L	0.14		031009	0.005	EPA200.7
Beryllium as Be	mg/L	< 0.001		031009	0.001	EPA200.7
Cadmium as Cd	mg/L	< 0.005		031009	0.005	EPA200.7
Calcium as Ca	mg/L	58		031009	0.2	EPA200.7
Chromium as Cr	mg/L	0.012		031009	0.005	EPA200.7
Cobalt as Co	mg/L	< 0.005		031009	0.005	EPA200.7
Copper as Cu	mg/L	< 0.01		031009	0.01	EPA200.7
Iron as Fe	mg/L	0.48		031009	0.01	EPA200.7
Lead as Pb	mg/L	< 0.005		031009	0.005	EPA200.7
Magnesium as Mg	mg/L	32		031009	0.005	EPA200.7
Manganese as Mn	mg/L	0.18		031009	0.01	EPA200.7
Mercury as Hg	mg/L	< 0.00025		031309	0.000	EPA245.2
Nickel as Ni	mg/L	0.02		031009	0.01	EPA200.7
Potassium as K	mg/L	52		031009	10	EPA200.7
Selenium as Se	mg/L	< 0.01		031009	0.01	EPA200.7
Silver as Ag	mg/L	< 0.005		031009	0.005	EPA200.7
Sodium as Na	mg/L	330		031009	10	EPA200.7
Thallium as Tl	mg/L	< 0.005		031009	0.005	EPA200.7
Vanadium as V	mg/L	0.016		031009	0.005	EPA200.7
Zinc as Zn	mg/L	0.03		031009	0.01	EPA200.7

cc:

LRL=Laboratory Reporting Limit

REMARKS:

DIRECTOR

[illegible] NYSDOH ID # 10320 Page 9 of [illegible]

Analytical results relate to the samples as received by the laboratory.

METHODOLOGY SUMMARY FOR ALL METHODS

Semivolatile Organic Compounds by EPA 8270
Soil samples were extracted by Accelerated Solvent Extraction (EPA 3545), waters by Separatory Funnel Liquid-Liquid Extraction (EPA Method 3510C). Samples are injected in GC/MS with narrow-bore fused-silica capillary column. Mass spectra and retention time are utilized to identify compounds detected. Quanititation based on major ion relative to internal standard using five-point curve verified with continuing calibration standards.

Volatile Organic Compounds by EPA 8260
Soil samples were extracted Closed System Purge & Trap (EPA 5035), waters by (EPA Method 5030B). Samples are injected in GC/MS with narrow-bore fused-silica capillary column. Mass spectra and retention time are utilized to identify compounds detected. Quanititation based on major ion relative to internal standard using five-point curve verified with continuing calibration standards..

Pesticides & PCBs by EPA 608
Soil samples were extracted using ASE (EPA Method 3545), waters extracted by Liquid/Liquid Separatory Funnel (EPA Method 3510). Florisil Cleanup and Copper cleanup methods are used if required. Sample extracts are injected in to capillary column GC/ECD instrument. Samples are quantified vs the seven Aroclors recognized by EPA in the method. Results confirmed on second column.

GCTPH by EPA 8015
Total Petroleum Hydrocarbons by GC are determined using a flame ionization detector. Standards are prepared and are run along with samples. The areas of the chromatograms are compared

Metals (total) by EPA 200.7
Soils are digested using acid digestion with heated block, method EPA 3050B; waters by acid digestion method EPA 3010A also using a heated block. Samples are then analyzed by ICP method EPA 6010B except Selenium which is analyzed by Graphite Furnace Method 7740.

Mercury by EPA 245.2
Both soil and water method utilize heated block digestion with carefully controlled temperature with acid and permanganate. Digestates are analyzed by Cold Vapor AA method using Perkin Elmer FIMS 100 dedicated mercury analyzer.

Non Polar Material by EPA 1664
Samples are extracted with hexane; soils by sonication (EPA 3550B), waters by liquid/liquid extraction. Extracts are dried by filtering through sodium sulfate. Silica gel is added to remove polar material.Extracts are then evaporated in tared flasks in water bath. Gravimetrically determined residue in flask is reported as npm

Cyanide,Cyanide Amenable by EPA 335.4
Samples are distilled manually with sulfuric acid and catalyst into sodium hydroxide solution absorber tube. This solution is then analyized by colorimetry on automated Technicon analyzer.

TKN by SM4500NORG
Sample is heated with sulfuric acid, K_2SO_4 and $HgSO_4$ and evaporated until SO_3 fumes are obtained and solution becomes colorless. Residue is cooled and diluted, made alkaline and then distilled to determine ammonia content.

BOD (Biochemical Oxygen Demand) by SM185210B
Sample of waste or appropriate dilution is placed in sealed 300 mL bottles and incubated for 5 days at 20° C in the dark. The reduction in dissolved oxygen concentration during the incubation period is used to calculated BOD. Measurement of oxygen concentration in bottles is performed by oxygen sensing electrode with calibration by Winkler Titration.

pH by SM4500HB
The pH of a sample is determined electrometrically using a glass electrode.

Hexavalent Chromium by SM204500CrB
Colorimetric determination using diphenylcarbazide reagent in acid solution. Spectrophotometer at 540 nm is used for measurement.

Sulfates by EPA ASD51602
Sulfate ion is converted to a barium sulfate suspension under controlled conditions. The resulting turbidity is determined by a spectrophotometer and compared to a curve prepared from standard sulfate solution.

TDS by SM2540C
A well mixed sample is filtered through a glass fiber filter. Filtrate is evaporated and dried to constant weight at 180C.

Ammonia by SM4500NH3C
Ammonia is determined potentiometrically using an ion selective electrolyte and a pH meter having a millivolt scanner or specific ion meter.

Nitrate by EPA 353.2
Filtered samples are passed through a column with copper-cadmium to reduce nitrate to nitrite. Nitrite is diazotized to form an azo dye which is measured colormetrically.

Chloride by SM184500CLB
Chloride is determined using the Argentometric Method. Potassium Chromate can indicate the end point of the Silver Nitrate titration of chloride.

COD (Chemical Oxygen Demand) by EPA Method 410.4 (Colorimetric, Manual)
Samples, blanks and standards in sealed tubes are heated in an oven in the presence of dichromate at 150° C for two hours. After cooling, samples are read spectrophotmetrically at 600 nm.

TSS by 2540D
A well mixed sample is filtered through a glass fiber filter. Residue on filter is dried to constant weight at 103-105C.

SVOCs BY EPA METHOD 8270 - QC DELIVERABLES

EcoTest Labs

Conformance/Nonconformance Summary
8270

SAMPLE 290790.00

QC criteria were met for the following unless stated otherwise:

* Method blank

Method blank contains 2.1 ug/L of bis (2-ethylhexyl) phthalate.

* MDL study
* Surrogate recoveries
* Matrix Spike & Matrix Spike Duplicate RPD
* Reference sample
* Holding Time (USEPA SW846)
* Initial instrument calibration & continuing calibration
* GCMS Tune criteria
* Internal Standard Recovery

EcoTest Labs

Lab Chronicle

intstrument ran on	date rec'd	date col'd	Lab number	Sample	Date of Extraction	Holding Time Before Extraction (Days)	Date of Analysis	Holding Time After Extraction 8270 (Days)
svgcms#3	03/04/09	03/04/09	290790.00	Leachate	03/05/09	1	03/09/09	4

EcoTest Labs

ANALYTICAL RESULTS SUMMARY

BNA - (8270)

Lab Number	Sample Volume	Dilution Factor	Run on Instrument	Column
290790.00	1000ml	1	svgcms#3	Rxi-5ms, 30m, 0.25mmID, .25um df

EcoTest Labs

MDL / PQL LIMITS

Instrument : SVGCMS3

Compound	MDL ug/L	PQL ug/L
Bis(2-chloroethyl)ether	0.4	<1
1,3 Dichlorobenzene	0.4	<1
1,4 Dichlorobenzene	0.4	<1
1,2 Dichlorobenzene	0.4	<1
Bis(2-chloroisopropyl)ether	0.4	<1
N-nitroso-di-n-propylamine	0.6	<1
Hexachloroethane	0.3	<1
Nitrobenzene	0.5	<1
Isophorone	0.5	<1
Bis(2-chloroethoxy)methane	0.5	<1
1,2,4 Trichlorobenzene	0.4	<1
Naphthalene	0.6	<1
4 Chloroaniline	0.4	<1
Hexachlorobutadiene	0.3	<1
2 Methylnaphthalene	0.4	<1
2 Nitroaniline	0.4	<1
Hexachlorocyclopentadiene	0.3	<10
2 Chloronaphthalene	0.4	<1
Dimethylphthalate	0.3	<1
2,6 Dinitrotoluene	0.6	<1
Acenaphthylene	0.8	<1
3 Nitroaniline	0.5	<1
Acenaphthene	0.6	<1
Dibenzofuran	0.4	<1
2,4 Dinitrotoluene	0.3	<1
Diethylphthalate	0.3	<1
4 Chlorophenylphenyl ether	0.5	<1
Fluorene	0.5	<1
4 Nitroaniline	0.3	<1
N-Nitrosodiphenylamine	0.4	<1
4 Bromophenylphenyl ether	0.3	<1
Hexachlorobenzene	0.2	<1
Phenanthrene	0.4	<1
Anthracene	0.6	<1
Carbazole	0.2	<1
Di-n-butylphthalate	0.3	<1
Fluoranthene	0.3	<1
Pyrene	0.2	<1
Butylbenzylphthalate	0.2	<1
Bis(2-ethylhexyl)phthalate	0.9	<1
Benzo(a)anthracene	0.2	<1
Chrysene	0.2	<1
3,3' Dichlorobenzidine	3.5	<10
Di-n-octyl phthalate	0.1	<1
Benzo(b)fluoranthene	0.3	<1
Benzo(k)fluoranthene	0.2	<1
Benzo(a)pyrene	0.2	<1
Dibenzo(a,h)anthracene	0.3	<1
Indeno(1,2,3-cd)pyrene	0.3	<1
Benzo(g,h,i)perylene	0.3	<1
Phenol	0.8	<1
2 Chlorophenol	0.7	<1
2 Methylphenol	0.8	<1
4 Methylphenol	0.6	<1
2,4 Dimethylphenol	0.7	<1
2 Nitrophenol	0.6	<1
2,4 Dichlorophenol	0.7	<1
4-chloro-3-methylphenol	0.6	<1
2,4,6 Trichlorophenol	0.7	<1
2,4,5 Trichlorophenol	0.6	<1
2,4 Dinitrophenol	3.1	<10
4 Nitrophenol	3.2	<10
4,6 Dinitro-2-methylphenol	4.5	<10
Pentachlorophenol	4.9	<10

4B

SEMIVOLATILE METHOD BLANK SUMMARY

SAMPLE NO.

METHOD BLANK

Lab Name: ECOTEST LABS Contract: _____

Project No.: _____ Site: _____ Location: _____ Group: _____

Lab File ID: 03090913.D Lab Sample ID: _____

Instrument ID: SVGCMS3 Date Extracted: 3/5/2009

Matrix: (soil/water) WATER Date Analyzed: 3/9/2009

Level: (low/med) _____ Time Analyzed: 1731

THIS METHOD BLANK APPLIES TO THE FOLLOWING SAMPLES, MS AND MSD:

	SAMPLE NO.	LAB SAMPLE ID	LAB FILE ID	DATE ANALYZED
01	MATRIX SPIKE	BNA MS-WATER	03090914.D	03/09/09
02	MATRIX SPK DUP	BNA MSD-WATER	03090915.D	03/09/09
03	LAB CTL SMP	BNA LCS	03090916.D	03/09/09
04	290790.00	BNA 790*1	03090917.D	03/09/09
05				
06				
07				
08				
09				
10				
11				
12				
13				
14				
15				
16				
17				
18				
19				
20				
21				
22				
23				
24				
25				
26				
27				
28				
29				
30				

COMMENTS:

EcoTest Labs

Date Time Summary

Sample	Date	Time	SampleType	Run on Instrument	GC Column
DFTPP	03/09/09	10:26 AM	DFTPP Tune Check	svgcms#3	Rxi-5ms, 30m, 0.25mmID, .25um df
bna std 30 ppb s08-2	03/09/09	10:53 AM	continuing calibration standard	svgcms#3	Rxi-5ms, 30m, 0.25mmID, .25um df
bna std 1 ppb s08-2	03/09/09	12:05 PM	detection limit standard	svgcms#3	Rxi-5ms, 30m, 0.25mmID, .25um df
bna std 3 ppb s08-2	03/09/09	12:41 PM	detection limit standard	svgcms#3	Rxi-5ms, 30m, 0.25mmID, .25um df
bna qc std 30 ppb cc08-2	03/09/09	1:18 PM	quality control standard	svgcms#3	Rxi-5ms, 30m, 0.25mmID, .25um df
bz std 30 ppb s08-2	03/09/09	1:55 PM	continuing calibration standard	svgcms#3	Rxi-5ms, 30m, 0.25mmID, .25um df
bz std 10 ppb s08-2	03/09/09	2:30 PM	detection limit standard	svgcms#3	Rxi-5ms, 30m, 0.25mmID, .25um df
bz qc std 30 ppb cc08-2	03/09/09	3:07 PM	quality control standard	svgcms#3	Rxi-5ms, 30m, 0.25mmID, .25um df
bna method blank-water	03/09/09	5:31 PM	method blank	svgcms#3	Rxi-5ms, 30m, 0.25mmID, .25um df
bna ms-water+30+50 cc08-3	03/09/09	6:06 PM	matrix spike	svgcms#3	Rxi-5ms, 30m, 0.25mmID, .25um df
bna msd-water+30+50 cc08-3	03/09/09	6:40 PM	matrix spike duplicate	svgcms#3	Rxi-5ms, 30m, 0.25mmID, .25um df
bna lcs-water+30+50 cc08-3	03/09/09	7:15 PM	laboratory control sample	svgcms#3	Rxi-5ms, 30m, 0.25mmID, .25um df
bna smp 790.00*1 1L tcl	03/09/09	7:49 PM	sample	svgcms#3	Rxi-5ms, 30m, 0.25mmID, .25um df

2C
WATER SEMIVOLATILE SURROGATE RECOVERY

Lab Name: ECOTEST LABS Contract: _____

Lab Code: _____ Case No.: _____ SAS No.: _____ SDG No.: _____

	EPA SAMPLE NO.	S1 ND5 #	S2 2FB #	S3 TD14 #	S4 2FP #	S5 PHL #	S6 TBP #	#	#	TOT OUT
01	Method Blank	69	75	100	47	35	92			
02	Matrix Spike	79	85	107	28	20	91			
03	Matrix Spike Dup	79	90	103	32	22	92			
04	Lab Ctl Smp	76	89	102	46	33	103			
05	290790.00	41	50	75	21	17	66			
06										
07										
08										
09										
10										
11										
12										
13										
14										
15										
16										
17										
18										
19										
20										
21										
22										
23										
24										
25										
26										
27										
28										
29										
30										

	QC LIMITS
S1 ND5 = NITROBENZENE-D5	22–93
S2 2FB = 2-FLUOROBIPHENYL	26–98
S3 TD14 = TERPHENYL-D14	23–116
S4 2FP = 2-FLUOROPHENOL	8–54
S5 PHL = PHENOL-D6	1–48
S6 TBP = 2,4,6-TRIBROMOPHENOL	23–110

Column to be used to flag recovery values

* Values outside of contract required QC limits
D Surrogate diluted out

3/90

	MS/MSD RECOVERY RESULT SUMMARY								
	BNA (8270), Date: 03/09/09								
Run on Instrument	svgcms#3								
Compound	Unspiked Conc	Spike Added	MS Conc	MS Recov.	MSD Conc	MSD Recov.	RPD	Recovery Limits	RPD Limits
water	(ug/L)	(ug/L)	(ug/L)	(%)	(ug/L)	(%)	(%)	(%)	
Bis(2-chloroethyl)ether	0	30	26	86	26	86	1	15--118	54
1,3 Dichlorobenzene	0	30	19	62	23	76	20	11--88	50
1,4 Dichlorobenzene	0	30	19	63	22	74	17	14--84	61
1,2 Dichlorobenzene	0	30	20	68	23	77	13	16--89	60
Bis(2-chloroisopropyl)ether	0	30	26	88	25	82	7	30--103	48
N-nitroso-di-n-propylamine	0	30	27	88	26	86	3	35--120	47
Hexachloroethane	0	30	17	55	21	70	23	4--90	67
Nitrobenzene	0	30	24	79	24	79	0	27--102	53
Isophorone	0	30	24	81	23	77	5	31--117	52
Bis(2-chloroethoxy)methane	0	30	27	91	25	84	8	32--114	51
1,2,4 Trichlorobenzene	0	30	20	65	21	71	8	13--98	61
Naphthalene	0	30	23	78	23	76	2	29--98	55
4 Chloroaniline	0	30	27	89	28	92	3	27--136	51
Hexachlorobutadiene	0	30	15	49	19	65	27	0--101	66
2 Methylnaphthalene	0	30	27	91	28	92	2	6--159	44
2 Nitroaniline	0	30	34	114	31	105	9	41--134	47
Hexachlorocyclopentadiene	0	30	16	55	20	65	17	0--84	85
2 Chloronaphthalene	0	30	26	86	26	86	0	28--111	53
Dimethylphthalate	0	30	25	83	24	81	2	0--139	160
2,6 Dinitrotoluene	0	30	31	102	30	98	4	40--128	46
Acenaphthylene	0	30	29	96	28	93	3	36--110	65
3 Nitroaniline	0	30	33	109	30	101	7	42--131	46
Acenaphthene	0	30	29	96	29	95	1	44--113	33
Dibenzofuran	0	30	33	108	31	105	3	37--127	51
2,4 Dinitrotoluene	0	30	31	102	29	97	5	41--136	46
Diethylphthalate	0	30	29	97	28	93	4	8--141	87
4 Chlorophenylphenyl ether	0	30	28	94	28	92	2	33--139	50
Fluorene	0	30	30	99	29	97	2	49--113	33
4 Nitroaniline	0	30	49	164	49	163	0	55--199	46
N-Nitrosodiphenylamine	0	30	28	94	27	91	3	32--118	42
4 Bromophenylphenyl ether	0	30	31	103	29	97	5	38--129	46
Hexachlorobenzene	0	30	29	95	27	91	5	41--128	44
Phenanthrene	0	30	31	105	29	97	8	53--120	31
Anthracene	0	30	30	98	28	94	5	55--119	29
Carbazole	0	30	32	105	31	103	2	45--139	43
Di-n-butylphthalate	0	30	30	100	28	93	8	37--139	48
Fluoranthene	0	30	30	101	28	92	9	53--120	32
Pyrene	0	30	33	109	32	105	4	57--132	32
Butylbenzylphthalate	0	30	32	105	31	103	2	34--145	51
Bis(2-ethylhexyl)phthalate	2.1	30	32	99	29	91	8	46--137	51
Benzo(a)anthracene	0	30	29	96	28	92	5	51--119	32
Chrysene	0	30	31	104	29	98	6	53--126	33
3,3' Dichlorobenzidine	0	50	47	93	48	96	3	36--123	29
Di-n-octylphthalate	0	30	36	120	34	114	5	40--147	43
Benzo(b)fluoranthene	0	30	34	112	32	108	4	48--130	36
Benzo(k)fluoranthene	0	30	32	107	30	101	6	40--151	36
Benzo(a)pyrene	0	30	33	109	32	106	3	51--123	34
Dibenzo(a,h)anthracene	0	30	30	99	28	94	6	47--121	31
Indeno(1,2,3-cd)pyrene	0	30	28	93	26	87	6	44-120	34
Benzo(g,h,i)perylene	0	30	28	93	26	87	7	44--119	29
Phenol	0	50	11	22	13	25	13	5--54	57
2 Chlorophenol	0	50	31	62	34	69	10	15--110	55
2 Methylphenol	0	50	24	48	27	54	12	0--110	46
4 Methylphenol	0	50	21	42	24	48	13	20--83	64
2,4 Dimethylphenol	0	50	30	60	33	66	9	0--86	177
2 Nitrophenol	0	50	36	72	38	77	6	19--114	40
2,4 Dichlorophenol	0	50	36	72	36	71	2	26--115	39
4-chloro-3-methylphenol	0	50	32	64	33	65	2	33--111	36
2,4,6 Trichlorophenol	0	50	40	79	41	82	3	36--112	33
2,4,5 Trichlorophenol	0	50	42	83	43	86	4	35--113	33
2,4 Dinitrophenol	0	50	32	64	10	21	102	0--141	128
4 Nitrophenol	0	50	7	14	6	11	22	2--49	95
4,6 Dinitro-2-methylphenol	0	50	44	89	35	70	23	22--163	58
Pentachlorophenol	0	50	46	91	44	88	4	34--143	67

8B

SEMIVOLATILE INTERNAL STANDARD AREA AND RT SUMMARY

Lab Name: ECOTEST LABS Contract:

Lab Code: Case No.: SAS No.: SDG No.:

Lab File ID (Standard): 03090902.D Date Analyzed: 3/9/2009

Instrument ID: SVGCMS3 Time Analyzed: 1053

		IS1 AREA #	RT #	IS2 AREA #	RT #	IS3 AREA #	RT #
	12 HOUR STD	2038156	6.98	4939521	8.45	2362370	10.56
	UPPER LIMIT	4076312	7.48	9879042	8.95	4724740	11.06
	LOWER LIMIT	1019078	6.48	2469761	7.95	1181185	10.06
	EPA SAMPLE NO.						
01	BNA STD 1PPB	1609099	6.98	4534832	8.45	2150179	10.56
02	BNA STD 3PPB	1515267	6.97	4058847	8.44	1967102	10.56
03	'BNA QC STD 30PPB	1892988	6.98	4539952	8.45	2135157	10.55
04	BZ STD 30PPB	1498564	6.97	4111602	8.44	2060320	10.55
05	BZ STD 10PPB	1605637	6.97	4457489	8.44	2171210	10.55
06	BZ QC STD 30PPB	1498721	6.97	4127256	8.44	2052741	10.56
07	METHOD BLANK	1611157	6.97	4189628	8.44	2049956	10.54
08	MATRIX SPIKE	1964209	6.96	5045665	8.43	259116	10.54
09	MATRIX SP DUP	1924328	6.96	4998608	8.43	2195043	10.54
10	LAB.CTL.SMP.	2039447	6.95	5317489	8.43	2326639	10.53
11	290790.00	1643143	6.95	4367406	8.42	2107872	10.53
12							
13							
14							
15							
16							
17							
18							
19							
20							
21							
22							

IS1 = 1,4-DICHLOROBENZENE-d4 INT. STD.
IS2 = NAPHTHALENE-d8 INT. STD.
IS3 = ACENAPHTHENE-d10 INT. STD.

AREA UPPER LIMIT = +100% of internal standard area
AREA LOWER LIMIT = - 50% of internal standard area
RT UPPER LIMIT = +0.50 minutes of internal standard RT
RT LOWER LIMIT = -0.50 minutes of internal standard RT

Column used to flag internal standard area values with an asterisk.
* Values outside of QC limits.

8B

SEMIVOLATILE INTERNAL STANDARD AREA AND RT SUMMARY

Lab Name: ECOTEST LABS Contract: _____

Lab Code: _____ Case No.: _____ SAS No.: _____ SDG No.: _____

Lab File ID (Standard): 03090902.D Date Analyzed: 3/9/2009

Instrument ID: SVGCMS3 Time Analyzed: 1053

		IS4 AREA #	RT #	IS5 AREA #	RT #	IS6 AREA #	RT #
	12 HOUR STD	3778965	12.32	3278413	16.73	2435556	20.13
	UPPER LIMIT	7557930	12.82	6556826	17.23	4871112	20.63
	LOWER LIMIT	1889483	11.82	1639207	16.23	1217778	19.63
	EPA SAMPLE NO.						
01	BNA STD 1PPB	3389735	12.32	3033247	16.72	2210133	20.13
02	BNA STD 3PPB	3142635	12.32	2807493	16.71	2026323	20.13
03	'BNA QC STD 30PPB	3434175	12.33	2969826	16.72	2090468	20.13
04	BZ STD 30PPB	3227924	12.32	2750305	16.72	2004640	20.12
05	BZ STD 10PPB	3314454	12.32	3053013	16.71	2188472	20.12
06	BZ QC STD 30PPB	3219287	12.32	2849712	16.72	2060804	20.11
07	METHOD BLANK	3290531	12.31	2912545	16.70	2016775	20.11
08	MATRIX SPIKE	3610247	12.31	3143581	16.72	2202148	20.11
09	MATRIX SP DUP	3551611	12.31	3038272	16.70	2133841	20.10
10	LAB.CTL.SMP.	3684936	12.30	3216094	16.70	2204069	20.10
11	290790.00	3249861	12.30	2918268	16.68	2037438	20.09
12							
13							
14							
15							
16							
17							
18							
19							
20							
21							
22							

IS4 = PHENANTHRENE-d10 INT. STD.
IS5 = CHRYSENE-d12 INT. STD.
IS6 = PERYLENE-d12 INT. STD.

AREA UPPER LIMIT = +100% of internal standard area
AREA LOWER LIMIT = - 50% of internal standard area
RT UPPER LIMIT = +0.50 minutes of internal standard RT
RT LOWER LIMIT = -0.50 minutes of internal standard RT

Column used to flag internal standard area values with an asterisk.
* Values outside of QC limits.

5B

SEMIVOLATILE ORGANIC INSTRUMENT PERFORMANCE CHECK

DECAFLUOROTRIPHENYLPHOSPHINE (DFTPP)

Lab Name : ECOTEST LABS Contract: _____

Project No.: ECOTEST Site: _____ Location: _____ Group: _____

Lab File ID: 03090901.D DFTPP Injection Date: 3/9/2009

Instrument ID: SVGCMS#3 DFTPP Injection TIme: 1026

m/e	ION ABUNDANCE CRITERIA	%RELATIVE ABUNDANCE
51	30.0 - 60.0% of mass 198	35.2
68	Less than 2.0% of mass 69	0.0 ( )1
69	Mass 69 relative abundance	43.8
70	Less than 2.0% of mass 69	0.4 ( )1
127	40.0 - 60.0% of mass 198	44.9
197	Less than 1.0% of mass 198	0.0
198	Base Peak, 100 % relative abundance	100.0
199	5.0 - 9.0% of mass 198	6.7
275	10.0 - 30.0% of mass 198	19.6
365	Greater than 1% of mass 198	1.7
441	Present, but less than mass 443	76.3
442	40.0 - 100.0% of mass 198	41.9
443	17.0 - 23.0% of mass 442	19.3 ( )2

1-Value is % mass 69 2-Value is % mass 442

This check applies to the following SAMPLES, MS, MSD, BLANKS and STANDARDS:

	SAMPLE NO.	LAB SAMPLE ID	LAB FILE ID	DATE ANALYZED	TIME ANALYZED
01	30PPBSTD	BNA STD 30 PPB	03090902.D	03/09/09	10:53 AM
02	1PPBSTD	BNA STD 1 PPB	03090904.D	03/09/09	12:05 PM
03	3PPBSTD	BNA STD 3 PPB	03090905.D	03/09/09	12:41 PM
04	30PPBSTD	BNA QC 30 PPB	03090906.D	03/09/09	1:18 PM
05	30PPBSTD	BZ STD 30 PPB	03090907.D	03/09/09	1:55 PM
06	10PPBSTD	BZ STD 10 PPB	03090908.D	03/09/09	2:30 PM
07	30PPBSTD	BZ QC 30 PPB	03090909.D	03/09/09	3:07 PM
08	METHODBLK	BNA-MB	03090913.D	03/09/09	5:31 PM
09	MATRIX SPK	BNA MS-WATER	03090914.D	03/09/09	6:06 PM
10	MATRIXSPKDP	BNA MSD-WATER	03090915.D	03/09/09	6:40 PM
11	LAB CTL SMP	BNA LCS-WATER	03090916.D	03/09/09	7:15 PM
12	290790.00	bna smp 790*1	03090917.D	03/09/09	7:49 PM
13					
14					
15					
16					
17					
18					

3/90

SUMMARY OF QUALITY CONTROL RESULTS

ECOTEST LABORATORIES, INC.
377 SHEFFIELD AVENUE
NORTH BABYLON, NY 11703

Client Name:	ST	Analyst:	J. A.
Sample Lab Numbers:	290790	Method:	8270
Date Sample(s) Received:	3/4/2009	Analyte:	BNA TCL
Date(s) of Analysis:	3/9/2009	Matrix:	Water

Units = ug/L.(water)
=ug/Kg.(soil)

SVGCMS#3		LCS Crescent Chemicals		
COMPOUNDS	Lab Blank	True Value	Accept. Range	Result
Bis(2-chloroethyl)ether	<1	30	13–29	22.6
1,3 Dichlorobenzene	<1	30	7–27	23.0
1,4 Dichlorobenzene	<1	30	8–27	23.6
1,2 Dichlorobenzene	<1	30	9–28	23.0
Bis(2-chloroisopropyl)ether	<1	30	13–30	24.7
N-nitroso-di-n-propylamine	<1	30	16–33	25.5
Hexachloroethane	<1	30	6–26	22.6
Nitrobenzene	<1	30	13–30	21.8
Isophorone	<1	30	15–34	22.1
Bis(2-chloroethoxy)methane	<1	30	15–33	23.7
1,2,4 Trichlorobenzene	<1	30	9–29	22.0
Naphthalene	<1	30	16–28	22.5
4 Chloroaniline	<1	30	14–40	24.5
Hexachlorobutadiene	<1	30	5–30	20.9
2 Methylnaphthalene	<1	30	19–38	27.3
2 Nitroaniline	<1	30	18–40	29.1
Hexachlorocyclopentadiene	<10	30	3–31	21.5
2 Chloronaphthalene	<1	30	14–34	25.1
Dimethylphthalate	<1	30	0–38	26.5
2,6 Dinitrotoluene	<1	30	16–38	27.0
Acenaphthylene	<1	30	11–37	26.9
3 Nitroaniline	<1	30	17–39	28.4
Acenaphthene	<1	30	19–32	27.1
Dibenzofuran	<1	30	16–39	30.3
2,4 Dinitrotoluene	<1	30	16–39	27.3
Diethylphthalate	<1	30	0–41	26.8
4 Chlorophenylphenyl ether	<1	30	15–35	26.3
Fluorene	<1	30	19–33	27.9
4 Nitroaniline	<1	30	17–52	44.9
N-Nitrosodiphenylamine	<1	30	16–34	27.0
4 Bromophenylphenyl ether	<1	30	17–38	28.6
Hexachlorobenzene	<1	30	17–38	26.6
Phenanthrene	<1	30	19–35	27.6
Anthracene	<1	30	18–34	27.2
Carbazole	<1	30	18–40	27.7

Di-n-butylphthalate	<1	30	14–39	26.4		
Fluoranthene	<1	30	19–34	27.0		
Pyrene	<1	30	20–37	29.8		
Butylbenzylphthalate	<1	30	15–40	29.2		
Bis(2-ethylhexyl)phthalate	2.1	30	18–40	28.8		
Benzo(a)anthracene	<1	30	18–34	26.8		
Chrysene	<1	30	19–35	27.8		
3,3' Dichlorobenzidine	<10	50	22–58	41.7		
Di-n-octyl phthalate	<1	30	18–39	33.7		
Benzo(b)fluoranthene	<1	30	19–35	31.1		
Benzo(k)fluoranthene	<1	30	17–38	30.5		
Benzo(a)pyrene	<1	30	19–37	30.2		
Dibenzo(a,h)anthracene	<1	30	15–39	27.1		
Indeno(1,2,3-cd)pyrene	<1	30	16–36	26.1		
Benzo(g,h,i)perylene	<1	30	15–36	25.3		
Phenol	<1	50	0–30	18.1		
2 Chlorophenol	<1	50	21–59	41.9		
2 Methylphenol	<1	50	0–52	36.2		
4 Methylphenol	<1	50	0–47	32.0		
2,4 Dimethylphenol	<1	50	0–37	36.8		
2 Nitrophenol	<1	50	27–52	42.3		
2,4 Dichlorophenol	<1	50	25–60	43.1		
4-chloro-3-methylphenol	<1	50	10–60	41.0		
2,4,6 Trichlorophenol	<1	50	33–54	47.6		
2,4,5 Trichlorophenol	<1	50	31–56	47.2		
2,4 Dinitrophenol	<10	50	13–87	71.9		
4 Nitrophenol	<10	50	2–31	16.9		
4,6 Dinitro-2-methylphenol	<10	50	39–76	64.8		
Pentachlorophenol	<10	50	34–68	62.9		

1B

SEMIVOLATILE ORGANICS ANALYSIS DATA SHEET

SAMPLE NO.

Method Blank

Lab Name: ECOTEST LABORATORY Contract: _____

Project No.: _____ Site: _____ Location: _____ Group: _____

Matrix: (soil/water) Water Lab Sample ID: _____

Sample wt/vol: _____ (g/mL) _____ Lab File ID: 03090913.D

Level: (low/med) _____ Date Received: _____

% Moisture: _____ decanted: (Y/N): _____ Date Extracted: 3/5/2009

Concentrated Extract Volume: _____ (uL) Date Analyzed: 3/9/2009

Injection Volume: _____ (uL) Dilution Factor: 1.0

GPC Cleanup: (Y/N) _____ pH: _____

CAS No.	Compound	Concentration Units: (ug/L or ug/Kg)	ug/L	Q
95-50-1	1,2 Dichlorobenzene(sv)	1	ug/L	U
541-73-1	1,3 Dichlorobenzene(sv)	1	ug/L	U
106-46-7	1,4 Dichlorobenzene(sv)	1	ug/L	U
120-82-1	124-Trichlorobenzene (sv)	1	ug/L	U
121-14-2	2,4-Dinitrotoluene	1	ug/L	U
606-20-2	2,6-Dinitrotoluene	1	ug/L	U
91-58-7	2-Chloronaphthalene	1	ug/L	U
91-57-6	2-Methylnaphthalene	1	ug/L	U
88-74-4	2-Nitroaniline	1	ug/L	U
91-94-1	3,3'-Dichlorobenzidine	10	ug/L	U
99-09-2	3-Nitroaniline	1	ug/L	U
101-55-3	4-Bromophenyl phenyl ether	1	ug/L	U
106-47-8	4-Chloroaniline	1	ug/L	U
7005-72-3	4-Chlorophenyl phenyl ether	1	ug/L	U
100-01-6	4-Nitroaniline	1	ug/L	U
83-32-9	Acenaphthene	1	ug/L	U
208-96-8	Acenaphthylene	1	ug/L	U
120-12-7	Anthracene	1	ug/L	U
56-55-3	Benzo(a)anthracene	1	ug/L	U
50-32-8	Benzo(a)pyrene	1	ug/L	U
205-99-2	Benzo(b)fluoranthene	1	ug/L	U
191-24-2	Benzo(ghi)perylene	1	ug/L	U
207-08-9	Benzo(k)fluoranthene	1	ug/L	U
85-68-7	BenzylButylPhthalate	1	ug/L	U
111-91-1	Bis(2-chloroethoxy)methane	1	ug/L	U
111-44-4	Bis(2-chloroethyl)ether	1	ug/L	U
108-60-1	Bis(2-chloroisopropyl)ether	1	ug/L	U
117-81-7	Bis(2-ethylhexyl)phthalate	2.1	ug/L	
86-74-8	Carbazole	1	ug/L	U
218-01-9	Chrysene	1	ug/L	U
84-74-2	Di-n-Butyl Phthalate	1	ug/L	U
117-84-0	Di-n-octyl Phthalate	1	ug/L	U
53-70-3	Dibenzo(a,h)anthracene	1	ug/L	U

1B

SEMIVOLATILE ORGANICS ANALYSIS DATA SHEET

SAMPLE NO.

Method Blank

Lab Name: ECOTEST LABORATORY Contract: _____

Project No.: _____ Site: _____ Location: _____ Group: _____

Matrix: (soil/water) Water Lab Sample ID: _____

Sample wt/vol: _____ (g/mL) _____ Lab File ID: 03090913.D

Level: (low/med) _____ Date Received: _____

% Moisture: _____ decanted: (Y/N): _____ Date Extracted: 3/5/2009

Concentrated Extract Volume: _____ (uL) Date Analyzed: 3/9/2009

Injection Volume: _____ (uL) Dilution Factor: 1.0

GPC Cleanup: (Y/N) _____ pH: _____

CAS No.	Compound	Concentration Units: (ug/L or ug/Kg)	ug/L	Q
132-64-9	Dibenzofuran	1	ug/L	U
84-66-2	Diethyl Phthalate	1	ug/L	U
131-11-3	Dimethyl Phthalate	1	ug/L	U
206-44-0	Fluoranthene	1	ug/L	U
86-73-7	Fluorene	1	ug/L	U
118-74-1	Hexachlorobenzene	1	ug/L	U
87-68-3	Hexachlorobutadiene	1	ug/L	U
77-47-4	Hexachlorocyclopentadiene	10	ug/L	U
67-72-1	Hexachloroethane	1	ug/L	U
193-39-5	Indeno(1,2,3-cd)pyrene	1	ug/L	U
78-59-1	Isophorone	1	ug/L	U
621-64-7	N-Nitrosodi-n-propylamine	1	ug/L	U
86-30-6	N-Nitrosodiphenylamine	1	ug/L	U
91-20-3	Naphthalene(sv)	1	ug/L	U
98-95-3	Nitrobenzene	1	ug/L	U
85-01-8	Phenanthrene	1	ug/L	U
129-00-0	Pyrene	1	ug/L	U

1B

SEMIVOLATILE ORGANICS ANALYSIS DATA SHEET

SAMPLE NO.

290790.00

Lab Name: ECOTEST LABORATORY Contract: _____

Project No.: _____ Site: _____ Location: _____ Group: _____

Matrix: (soil/water) Water Lab Sample ID: _____

Sample wt/vol: _____ (g/mL) _____ Lab File ID: 03090917.D

Level: (low/med) _____ Date Received: 3/4/2009

% Moisture: _____ decanted: (Y/N): _____ Date Extracted: 3/5/2009

Concentrated Extract Volume: _____ (uL) Date Analyzed: 3/9/2009

Injection Volume: _____ (uL) Dilution Factor: 1.0

GPC Cleanup: (Y/N) _____ pH: _____

CAS No.	Compound	Concentration Units: (ug/L or ug/Kg)	ug/L	Q
95-50-1	1,2 Dichlorobenzene(sv)	1	ug/L	U
541-73-1	1,3 Dichlorobenzene(sv)	1	ug/L	U
106-46-7	1,4 Dichlorobenzene(sv)	1	ug/L	U
120-82-1	124-Trichlorobenzene (sv)	1	ug/L	U
121-14-2	2,4-Dinitrotoluene	1	ug/L	U
606-20-2	2,6-Dinitrotoluene	1	ug/L	U
91-58-7	2-Chloronaphthalene	1	ug/L	U
91-57-6	2-Methylnaphthalene	1	ug/L	U
88-74-4	2-Nitroaniline	1	ug/L	U
91-94-1	3,3'-Dichlorobenzidine	10	ug/L	U
99-09-2	3-Nitroaniline	1	ug/L	U
101-55-3	4-Bromophenyl phenyl ether	1	ug/L	U
106-47-8	4-Chloroaniline	1	ug/L	U
7005-72-3	4-Chlorophenyl phenyl ether	1	ug/L	U
100-01-6	4-Nitroaniline	1	ug/L	U
83-32-9	Acenaphthene	1	ug/L	U
208-96-8	Acenaphthylene	1	ug/L	U
120-12-7	Anthracene	1	ug/L	U
56-55-3	Benzo(a)anthracene	1	ug/L	U
50-32-8	Benzo(a)pyrene	1	ug/L	U
205-99-2	Benzo(b)fluoranthene	1	ug/L	U
191-24-2	Benzo(ghi)perylene	1	ug/L	U
207-08-9	Benzo(k)fluoranthene	1	ug/L	U
85-68-7	BenzylButylPhthalate	1	ug/L	U
111-91-1	Bis(2-chloroethoxy)methane	1	ug/L	U
111-44-4	Bis(2-chloroethyl)ether	1	ug/L	U
108-60-1	Bis(2-chloroisopropyl)ether	1	ug/L	U
117-81-7	Bis(2-ethylhexyl)phthalate	7.5	ug/L	
86-74-8	Carbazole	1	ug/L	U
218-01-9	Chrysene	1	ug/L	U
84-74-2	Di-n-Butyl Phthalate	1	ug/L	U
117-84-0	Di-n-octyl Phthalate	1	ug/L	U
53-70-3	Dibenzo(a,h)anthracene	1	ug/L	U

1B

SEMIVOLATILE ORGANICS ANALYSIS DATA SHEET

SAMPLE NO.

290790.00

Lab Name: ECOTEST LABORATORY Contract:

Project No.: Site: Location: Group:

Matrix: (soil/water) Water Lab Sample ID:

Sample wt/vol: (g/mL) Lab File ID: 03090917.D

Level: (low/med) Date Received: 3/4/2009

% Moisture: decanted: (Y/N): Date Extracted: 3/5/2009

Concentrated Extract Volume: (uL) Date Analyzed: 3/9/2009

Injection Volume: (uL) Dilution Factor: 1.0

GPC Cleanup: (Y/N) pH:

CAS No.	Compound	Concentration Units: (ug/L or ug/Kg)	ug/L	Q
132-64-9	Dibenzofuran	1	ug/L	U
84-66-2	Diethyl Phthalate	1	ug/L	U
131-11-3	Dimethyl Phthalate	1	ug/L	U
206-44-0	Fluoranthene	1	ug/L	U
86-73-7	Fluorene	1	ug/L	U
118-74-1	Hexachlorobenzene	1	ug/L	U
87-68-3	Hexachlorobutadiene	1	ug/L	U
77-47-4	Hexachlorocyclopentadiene	10	ug/L	U
67-72-1	Hexachloroethane	1	ug/L	U
193-39-5	Indeno(1,2,3-cd)pyrene	1	ug/L	U
78-59-1	Isophorone	1	ug/L	U
621-64-7	N-Nitrosodi-n-propylamine	1	ug/L	U
86-30-6	N-Nitrosodiphenylamine	1	ug/L	U
91-20-3	Naphthalene(sv)	1	ug/L	U
98-95-3	Nitrobenzene	1	ug/L	U
85-01-8	Phenanthrene	1	ug/L	U
129-00-0	Pyrene	1	ug/L	U

Date	Sample ID	Matrix	Sample wt/vol	Final vol.	Vial I.D.	×	Dilut	Method	Init. pH	Final pH	LC
3.5.09	REST. BIK	TCLP	100.0 ml	10 ml	BIK	×	10	REST	~7	~7	2
	SPK				SPK	×	10				
	SPK				SPK	×	10				3
	LCS				LCS	×	10				
	290735	TCLP	100.0 ml	10 ml	0735	×	10	REST	~7	~7	
3.5.09	BNA. BIK	W	1000.0 ml	1.0 ml	BIK	×	1	BNA	~7	<2, >12	
	SPK				SPK	×	1				1
	SPK				SPK	×	1				
	LCS				LCS	×	1				
	290768.01				0768.01	×	1				
	290789.01				0789.01	×	1				
	290790				0790	×	1	BNA		<2, >12	
	290768.02				0768.02	×	1	AE		<2	
	290791.01	W	1000.0 ml	1.0 ml	0791.01	×	1	AE	~7	<2	

Comments	ASE/SONICATE	Surrogate Added	Analyst	Sample ID
1.0 rmp 2-24-09 exp. 3-24-09	NA	50.0 µl PEST	JS	PEST BLK
				SPK
				SPK
				LCS
	NA	50.0 µl. PEST	JS	290735
ATP +40 AS08-1		100.0 µl. BN, 50.0 µl AE	RS/JS	BNA. BLK
				SPK
				SPK
				LCS
				290768.01
				290789.01
		100.0 µl. BN, 50.0 µl AE		290790
	NA	50.0 µl. AE		290768.02
		50.0 µl. AE	RS/JS	290791.01

Tentatively Identified Compound (LSC) summary

Data Path : C:\MSDCHEM\1\DATA\MAR09\030909\\
Data File : 03090917.D
Acq On : 9 Mar 2009 7:49 pmm
Operator : J. Aquilinaa
Sample : bna smp 790*1 1L tcl cat. bb
Misc : 3/5/099
ALS Vial : 18 Sample Multiplier: 11

Quant Title :

TIC Library : C:\DATABASE\NIST02.LL
TIC Integration Parameters: LSCINT.PP

TIC Top Hit name	RT	EstConc	Units	Response	Internal Standard #	Internal Standard RT	Internal Standard Resp	Internal Standard Conc

No Library Search Compounds Detected
****

Response Factor Report SVGCMS#3

Method Path : C:\MSDCHEM\1\METHODS\
Method File : G3021709.M
Title : BASE/NEUTRALS & ACID EXTRACTABLES
Last Update : Wed Feb 18 09:48:17 2009
Response Via : Initial Calibration

Calibration Files
30 =02170902.D 10 =02170905.D 1 =02170903.D
20 =02170906.D 40 =02170907.D 60 =02170908.D

		Compound	30	10	1	20	40	60	Avg	%RSD
1)	I	1,4-DICHLOROBENZENE-d	ISTD							
2)	T	N-NITROSODIMETHYL	0.621	0.722	0.949	0.661	0.594	0.552	0.668	20.04
3)	T	PYRIDINE	1.024	1.117	1.514	1.035	0.968	0.940	1.089	17.75
4)	S	2-FLUOROPHENOL SU	0.799	0.833	0.888	0.823	0.734	0.699	0.795	9.08
5)	S	PHENOL-d6 SURR.	0.917	0.994	1.041	0.998	0.887	0.819	0.935	10.14
6)	T	PHENOL CCC	1.002	1.120	1.624	1.057	0.952	0.861	1.089	24.32
7)		aniline	1.090	1.287	1.761	1.324	1.025	0.922	1.247	24.07
8)	T	BIS(2-CHLOROETHYL	1.009	1.186	1.659	1.090	0.935	0.897	1.082	24.83
9)	T	2-CHLOROPHENOL	0.810	0.864	1.154	0.827	0.747	0.731	0.851	18.01
10)	T	1,3 DICHLOROBENZE	0.883	1.010	1.393	0.905	0.813	0.744	0.937	23.06
11)	T	1,4 DICHLOROBENZE	0.833	0.973	1.329	0.882	0.759	0.695	0.899	24.31
12)		benzyl alcohol	0.677	0.800	1.050	0.745	0.670	0.605	0.742	20.79
13)	T	1,2-DICHLOROBENZE	0.836	0.984	1.323	0.906	0.758	0.688	0.901	23.90
14)	T	2-METHYLPHENOL	0.764	0.855	1.193	0.854	0.726	0.660	0.831	22.22
15)	T	BIS(2-CHLOROISOPR	1.523	1.963	2.739	1.616	1.376	1.141	1.689	33.25
16)	T	4-METHYLPHENOL	0.958	1.074	1.462	1.059	0.905	0.813	1.035	21.04
17)	T	N-NITROSO-DI-N-PR	0.632	0.754	1.072	0.655	0.540	0.503	0.677	29.97
18)	T	HEXACHLOROETHANE	0.337	0.408	0.519	0.370	0.328	0.291	0.367	21.53
19)	I	NAPHTHALENE-d8 INT. S	ISTD							
20)	S	NITROBENZENE-d5 S	0.339	0.346	0.325	0.335	0.331	0.329	0.334	4.34
21)	T	NITROBENZENE	0.346	0.443		0.372	0.342	0.337	0.377	13.22
22)	T	ISOPHORONE	0.849	1.017	1.302	0.888	0.832	0.830	0.939	17.04
23)	T	2,4 DIMETHYLPHENO	0.275	0.322	0.420	0.292	0.274	0.275	0.311	16.33
24)	T	Benzoic Acid	0.201	0.165	0.112	0.218	0.232	0.245	0.207	26.27
25)	T	2-NITROPHENOL	0.192	0.231	0.243	0.204	0.211	0.219	0.215	7.50
26)	T	BIS(2-CHLOROETHOX	0.457	0.565	0.702	0.506	0.455	0.429	0.508	18.25
27)	T	2,4 DICHLOROPHENO	0.257	0.280	0.319	0.269	0.253	0.259	0.270	7.93
28)	T	1,2,4 TRICHLOROBE	0.276	0.332	0.402	0.296	0.271	0.261	0.301	15.84
29)	T	NAPHTHALENE	0.890	1.028	1.297	1.015	0.914	0.890	0.979	14.36
30)	T	4-CHLOROANILINE	0.396	0.415	0.532	0.421	0.415	0.394	0.426	10.37
31)	T	HEXACHLOROBUTADIE	0.144	0.181	0.215	0.154	0.142	0.130	0.158	18.25
32)	T	4-CHLORO-3-METHYL	0.288	0.314	0.363	0.300	0.280	0.279	0.302	9.40
33)	T	2-METHYLNAPHTHALE	0.630	0.704	0.924	0.729	0.639	0.611	0.693	15.12
34)	T	2-NITROANILINE	0.234	0.258	0.270	0.265	0.250	0.246	0.252	6.05
35)	I	ACENAPHTHENE-d10 INT.	ISTD							
36)	T	HEXACHLOROCYCLOPE	0.331	0.338	0.352	0.334	0.316	0.300	0.319	7.77
37)	T	2,4,6-TRICHLOROPH	0.394	0.403	0.486	0.411	0.382	0.390	0.405	8.36
38)	T	2,4,5 TRICHLOROPH	0.403	0.408	0.520	0.439	0.402	0.379	0.417	10.88
39)	S	2-FLUOROBIPHENYL	1.110	1.073	1.103	1.092	1.085	1.087	1.095	3.18
40)	T	2-CHLORONAPHTHALE	1.195	1.278	1.713	1.221	1.129	1.081	1.248	16.14
41)	T	DIMETHYLPHTHALATE	1.451	1.614	2.057	1.548	1.421	1.434	1.561	13.51
42)	T	2,6 DINITROTOLUEN	0.361	0.386	0.420	0.378	0.352	0.333	0.362	8.68
43)	T	ACENAPHTHYLENE	1.904	2.038	2.925	2.105	1.850	1.837	2.040	18.31
44)	T	3-NITROANILINE	0.432	0.427	0.508	0.461	0.425	0.404	0.436	7.70
45)	T	ACENAPHTHENE CCC	1.123	1.218	1.682	1.248	1.103	1.117	1.216	16.09
46)	T	2,4-DINITROPHENOL	0.139	0.073		0.121	0.153	0.192	0.148	33.64
47)	T	4-NITROPHENOL SP	0.247	0.219		0.244	0.243	0.262	0.247	7.12
48)	T	DIBENZOFURAN	1.551	1.701	2.274	1.800	1.569	1.459	1.704	15.23
49)	T	2,4 DINITROTOLUEN	0.458	0.481	0.509	0.473	0.455	0.455	0.467	4.81
50)	T	DIETHYLPHTHLATE	1.606	1.791	2.357	1.680	1.522	1.421	1.681	17.80
51)	T	4-CHLOROPHENYLPHE	0.622	0.781	1.087	0.666	0.574	0.524	0.695	27.23
52)	T	FLUORENE	1.184	1.334	1.880	1.313	1.109	1.065	1.281	20.79
53)	T	4-NITROANILINE	0.175	0.183	0.339	0.173	0.263	0.314	0.254	30.38
54)	I	PHENANTHRENE-d10 INT.	ISTD							
55)	T	4,6-DINITRO-2-MET	0.146	0.112		0.138	0.147	0.162	0.144	12.60
56)	T	N-NITROSODIPHENYL	0.393	0.460	0.605	0.403	0.393	0.370	0.427	18.66
57)	T	1,2 DIPHENYLHYDRA	1.071	1.343	1.788	1.141	1.010	0.935	1.184	24.65
58)	S	2,4,6 TRIBROMOPHE	0.079	0.077	0.077	0.079	0.080	0.083	0.080	4.44
59)	T	4-BROMOPHENYLPHEN	0.201	0.241	0.311	0.210	0.186	0.173	0.216	21.66

Method Path : C:\MSDCHEM\1\METHODS\
Method File : G3021709.M
Title : BASE/NEUTRALS & ACID EXTRACTABLES
Last Update : Wed Feb 18 09:48:17 2009
Response Via : Initial Calibration

Calibration Files
30 =02170902.D 10 =02170905.D 1 =02170903.D
20 =02170906.D 40 =02170907.D 60 =02170908.D

		Compound	30	10	1	20	40	60	Avg	%RSD
60)	T	HEXACHLOROBENZENE	0.207	0.258	0.338	0.220	0.201	0.196	0.232	21.23
61)	T	PENTACHLOROPHENOL	0.133	0.116		0.126	0.129	0.134	0.122	14.00
62)	T	PHENANTHRENE	0.985	1.091	1.540	1.075	0.947	0.982	1.078	17.92
63)	T	ANTHRACENE	1.050	1.211	1.557	1.151	1.021	1.007	1.137	16.41
64)	T	CARBAZOLE	0.769	1.150	1.545	0.892	0.877	0.882	1.022	24.81
65)	T	DI-N-BUTYLPHTHALA	1.760	2.121	2.599	1.832	1.710	1.571	1.893	18.28
66)	T	FLUORANTHENE CCC	1.212	1.369	1.928	1.308	1.147	1.179	1.323	19.33
67)	I	CHRYSENE-d12 INT. STD ----------ISTD----------								
68)	T	BENZIDINE							0.000#	-1.00
69)	T	PYRENE	1.240	1.438	1.964	1.379	1.214	1.219	1.384	18.18
70)	S	TERPHENYL-d14 SUR	0.616	0.622	0.600	0.621	0.633	0.632	0.626	4.06
71)	T	BUTYLBENZYLPHTHAL	0.828	0.907	1.102	0.859	0.827	0.803	0.877	11.03
72)	T	BIS(2-ETHYLHEXYL)	1.139	1.301	1.733	1.171	1.099	1.064	1.234	17.98
73)	T	BENZO(A)ANTHRACEN	1.006	1.066	1.470	1.075	0.985	1.013	1.083	14.71
74)	T	CHRYSENE	0.928	1.023	1.425	0.986	0.903	0.915	1.015	16.87
75)	I	PERYLENE-d12 INT. STD ----------ISTD----------								
76)	T	3,3'-DICHLOROBENZ							0.000#	-1.00
77)	T	DI-N-OCTYL PHTHAL	2.372	2.541	2.696	2.442	2.408	2.334	2.422	5.82
78)	T	BENZO(B)FLOURANTH	1.169	1.106	1.380	1.199	1.101	1.229	1.197	10.19
79)	T	BENZO(K)FLUORANTH	1.016	1.187	1.728	1.063	1.014	0.881	1.097	25.44
80)	T	BENZO(A)PYRENE CC	0.972	0.996	1.265	1.005	0.927	0.951	1.001	11.07
81)	T	DIBENZO(A,H)ANTHR	0.846	0.814	0.947	0.839	0.786	0.813	0.825	8.18
82)	T	INDENO(1,2,3-CD)P	0.876	0.758	0.879	0.805	0.768	0.864	0.815	12.93
83)	T	BENZO(G,H,I)PERYL	0.880	0.830	1.121	0.859	0.787	0.828	0.866	13.07

(#) = Out of Range ### Number of calibration levels exceeded format ###

Data Path : C:\MSDChem\1\DATA\feb09\021709\
Data File : 02170901.D
Acq On : 17 Feb 2009 11:48 am
Operator : J. Aquilina
Sample : dftpp
Misc :
ALS Vial : 2 Sample Multiplier: 1

BWR CURVE
T
BZ CURVE

Integration File: rteint.p

Method : C:\MSDCHEM\1\METHODS\G3021709.M
Title : BASE/NEUTRALS & ACID EXTRACTABLES
Last Update : Wed Feb 18 09:48:17 2009

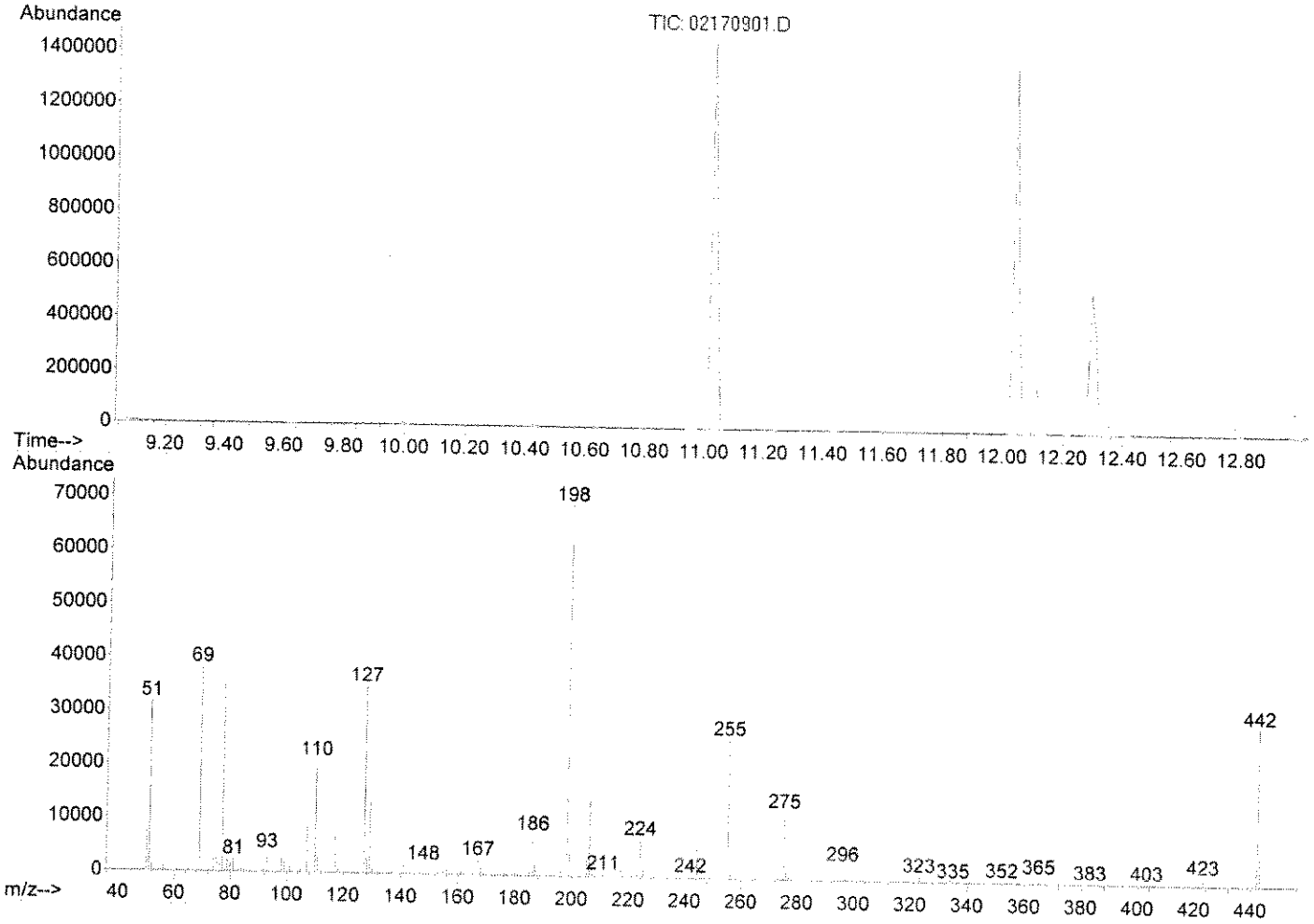

Spectrum Information: Average of 11.008 to 11.052 min.

Target Mass	Rel. to Mass	Lower Limit%	Upper Limit%	Rel. Abn%	Raw Abn	Result Pass/Fail
51	198	30	60	45.4	31645	PASS
68	69	0.00	2	0.0	0	PASS
69	198	0.00	100	54.7	38136	PASS
70	69	0.00	2	0.4	140	PASS
127	198	40	60	50.0	34841	PASS
197	198	0.00	1	0.0	0	PASS
198	198	100	100	100.0	69728	PASS
199	198	5	9	6.6	4586	PASS
275	198	10	30	18.0	12533	PASS
365	198	1	100	1.7	1152	PASS
441	443	0.01	100	76.3	4232	PASS
442	198	40	100	41.9	29195	PASS
443	442	17	23	19.0	5557	PASS

Quantitation Report (No Status)

Data Path : C:\MSDCHEM\1\DATA\FEB09\021709\
Data File : 02170902.D
Acq On : 17 Feb 2009 12:15 pm
Operator : J. Aquilina
Sample : bna std 30 ppb s08-2
Misc :
ALS Vial : 3 Sample Multiplier: 1

Quant Time: Feb 18 09:50:56 2009
Quant Title :
QLast Update : Wed Feb 18 09:48:17 2009
Response via : Initial Calibration

Internal Standards	R.T.	QIon	Response	Conc	Units		Dev(Min)
1) 1,4-DICHLOROBENZENE-d4 INT	6.95	150	2578817	40.00	PPB		-0.06
19) NAPHTHALENE-d8 INT. STD.	8.44	136	5809780	40.00	PPB		-0.04
35) ACENAPHTHENE-d10 INT. STD.	10.54	162	2637836	40.00	PPB		-0.04
54) PHENANTHRENE-d10 INT. STD.	12.31	188	4267691	40.00	PPB		-0.04
67) CHRYSENE-d12 INT. STD.	16.72	240	4123489	40.00	PPB		-0.05
75) PERYLENE-d12 INT. STD.	20.14	264	3432055	40.00	PPB		-0.04
System Monitoring Compounds							
4) 2-FLUOROPHENOL SURR.	5.58	112	5153472	99.05	PPB		-0.06
5) PHENOL-d6 SURR.	6.59	99	5914813	86.33	PPB		-0.04
20) NITROBENZENE-d5 SURR.	7.62	82	4929653	96.82	PPB		-0.04
39) 2-FLUOROBIPHENYL SURR.	9.73	172	7317939	90.64	PPB		-0.04
58) 2,4,6 TRIBROMOPHENOL SURR.	11.50	330	843132	96.35	PPB		-0.04
70) TERPHENYL-d14 SURR.	14.62	244	6353960	87.09	PPB		-0.04
Target Compounds							Qvalue
2) N-NITROSODIMETHYLAMINE	4.18	74	1201986	27.52	PPB		91
3) PYRIDINE	4.16	79	1981496	27.61	PPB		93
6) PHENOL CCC	6.60	94	1938645	24.25	PPB		90
7) aniline	6.63	93	2107992	24.11	PPB	#	75
8) BIS(2-CHLOROETHYL)ETHER	6.69	93	1952406	27.61	PPB		91
9) 2-CHLOROPHENOL	6.75	128	1566599	28.40	PPB		94
10) 1,3 DICHLOROBENZENE	6.92	146	1708341	28.14	PPB		94
11) 1,4 DICHLOROBENZENE CCC	6.97	146	1610535	27.71	PPB		93
12) benzyl alcohol	7.12	79	1309619	25.68	PPB		90
13) 1,2-DICHLOROBENZENE	7.18	146	1616588	27.57	PPB		94
14) 2-METHYLPHENOL	7.26	108	1477497m	26.37	PPB		
15) BIS(2-CHLOROISOPROPYL)ETHE	7.30	45	2946363	24.25	PPB	#	85
16) 4-METHYLPHENOL	7.43	107	1852557	26.29	PPB		97
17) N-NITROSO-DI-N-PROPYLAMINE	7.47	43	1223035	24.53	PPB		91
18) HEXACHLOROETHANE	7.54	117	652619	26.82	PPB	#	88
21) NITROBENZENE	7.64	77	1509260	26.00	PPB		97
22) ISOPHORONE	7.91	82	3699291	26.79	PPB		98
23) 2,4 DIMETHYLPHENOL	8.03	107	1197890	26.58	PPB		86
24) Benzoic Acid	8.21	105	874774	38.48	PPB		93
25) 2-NITROPHENOL	8.00	139	835063	29.09	PPB		88
26) BIS(2-CHLOROETHOXY)METHANE	8.15	93	1990639	26.53	PPB		93
27) 2,4 DICHLOROPHENOL CCC	8.28	162	1117883	29.81	PPB		95
28) 1,2,4 TRICHLOROBENZENE	8.38	180	1203759	28.68	PPB		98
29) NAPHTHALENE	8.46	128	3879349	27.37	PPB		95
30) 4-CHLOROANILINE	8.52	127	1727019	28.78	PPB		99
31) HEXACHLOROBUTADIENE CCC	8.66	225	628861	28.28	PPB		99
32) 4-CHLORO-3-METHYLPHENOL CC	9.09	107	1255990	29.28	PPB		81
33) 2-METHYLNAPHTHALENE	9.26	142	2743527	28.01	PPB		93
34) 2-NITROANILINE	10.00	138	1019803	29.33	PPB		96
36) HEXACHLOROCYCLOPENTADIENE	9.54	237	653871	31.99	PPB		98
37) 2,4,6-TRICHLOROPHENOL CCC	9.63	196	780150	29.90	PPB	#	86
38) 2,4,5 TRICHLOROPHENOL	9.67	196	796751	30.27	PPB	#	87
40) 2-CHLORONAPHTHALENE	9.85	162	2364482	29.48	PPB		99
41) DIMETHYLPHTHALATE	10.25	163	3870578	28.47	PPB		96
42) 2,6 DINITROTOLUENE	10.34	165	714397	31.09	PPB		94
43) ACENAPHTHYLENE	10.35	152	3766784	28.73	PPB		94
44) 3-NITROANILINE	10.00	65	854857	29.97	PPB		97
45) ACENAPHTHENE CCC	10.58	153	1222399	27.50	PPB		96
46) 2,4-DINITROPHENOL SPCC	10.62	184	475962	31.98	PPB		90
47) 4-NITROPHENOL SPCC	10.69	65	486055	31.07	PPB	#	55
48) DIBENZOFURAN	10.77	168	3068788	28.10	PPB		60
49) 2,4 DINITROTOLUENE	10.80	165	900387	31.80	PPB	#	67
50) DIETHYLPHTHLATE	11.10	149	3176101	28.71	PPB		99
51) 4-CHLOROPHENYLPHENYL ETHER	11.18	204	1736130	32.26	PPB	#	73

Quantitation Report (No Status)

Data Path : C:\MSDCHEM\1\DATA\FEB09\021709\
Data File : 02170902.D
Acq On : 17 Feb 2009 12:15 pm
Operator : J. Aquilina
Sample : bna std 30 ppb s08-2
Misc :
ALS Vial : 3 Sample Multiplier: 1

Quant Time: Feb 18 09:50:56 2009
Quant Title :
QLast Update : Wed Feb 18 09:48:17 2009
Response via : Initial Calibration

Internal Standards	R.T.	QIon	Response	Conc Units		Dev(Min)
52) FLUORENE	11.19	166	2341894	27.66 PPB		97
53) 4-NITROANILINE	11.24	138	345292	21.28 PPB		86
55) 4,6-DINITRO-2-METHYLPHENOL	11.30	198	465844	33.15 PPB	#	75
56) N-NITROSODIPHENYLAMINE	11.33	168	1258344	28.19 PPB	#	98
57) 1,2 DIPHENYLHYDRAZINE	11.37	77	3428826	26.16 PPB		95
59) 4-BROMOPHENYLPHENYL ETHER	11.75	248	644560	28.34 PPB		98
60) HEXACHLOROBENZENE	11.95	284	662116	27.89 PPB	#	99
61) PENTACHLOROPHENOL CCC	12.15	266	425964	33.04 PPB		96
62) PHENANTHRENE	12.35	178	3152538	27.90 PPB		100
63) ANTHRACENE	12.39	178	3359694	28.73 PPB		99
64) CARBAZOLE	12.58	167	2460177	24.51 PPB		97
65) DI-N-BUTYLPHTHALATE	13.09	149	5634461	28.43 PPB		100
66) FLUORANTHENE CCC	13.97	202	3878268	29.89 PPB		98
68) BENZIDINE	13.26	184	1090	No Calib	#	
69) PYRENE	14.33	202	3834951	26.53 PPB		99
71) BUTYLBENZYLPHTHALATE	15.59	149	2560896	23.99 PPB		94
72) BIS(2-ETHYLHEXYL)PHTHALATE	16.93	149	3521670	28.25 PPB		95
73) BENZO(A)ANTHRACENE	16.67	228	3111104	29.96 PPB		99
74) CHRYSENE	16.78	228	2870726	28.59 PPB		100
76) 3,3'-DICHLOROBENZIDINE	0.00	252	0	N.D.		
77) DI-N-OCTYL PHTHALATE CCC	18.43	149	6105053	28.84 PPB		96
78) BENZO(B)FLOURANTHENE	19.21	252	3008572	31.49 PPB		92
79) BENZO(K)FLUORANTHENE	19.27	252	2616373m	26.92 PPB		
80) BENZO(A)PYRENE CCC	19.97	252	2501251	31.16 PPB		86
81) DIBENZO(A,H)ANTHRACENE	22.62	278	2177972	36.90 PPB		97
82) INDENO(1,2,3-CD)PYRENE	22.57	276	2254793m	38.03 PPB		
83) BENZO(G,H,I)PERYLENE	23.13	276	2266336	37.14 PPB		94

(#) = qualifier out of range (m) = manual integration (+) = signals summed

Quantitation Report (No Status)

Data Path : C:\MSDCHEM\1\DATA\FEB09\021709\
Data File : 02170902.D
Acq On : 17 Feb 2009 12:15 pm
Operator : J. Aquilina
Sample : bna std 30 ppb s08-2
Misc :
ALS Vial : 3 Sample Multiplier: 1

Quant Time: Feb 18 09:50:56 2009
Quant Title :
QLast Update : Wed Feb 18 09:48:17 2009
Response via : Initial Calibration



I:\021709.M Wed Feb 18 09:51:15 2009 J

Quantitation Report (No Status)

Data Path : C:\MSDCHEM\1\DATA\FEB09\021709\
Data File : 02170903.D
Acq On : 17 Feb 2009 12:51 pm
Operator : J. Aquilina
Sample : bna std 1 ppb s08-2
Misc :
ALS Vial : 4 Sample Multiplier: 1

Quant Time: Feb 18 09:51:16 2009
Quant Title :
QLast Update : Wed Feb 18 09:48:17 2009
Response via : Initial Calibration

Internal Standards	R.T.	QIon	Response	Conc	Units		Dev(Min)
1) 1,4-DICHLOROBENZENE-d4 INT	6.95	150	2038871	40.00	PPB		-0.07
19) NAPHTHALENE-d8 INT. STD.	8.43	136	5259645	40.00	PPB		-0.05
35) ACENAPHTHENE-d10 INT. STD.	10.53	162	2480370	40.00	PPB		-0.05
54) PHENANTHRENE-d10 INT. STD.	12.30	188	3871611	40.00	PPB		-0.05
67) CHRYSENE-d12 INT. STD.	16.70	240	3785339	40.00	PPB		-0.07
75) PERYLENE-d12 INT. STD.	20.11	264	2996778	40.00	PPB		-0.06
System Monitoring Compounds							
4) 2-FLUOROPHENOL SURR.	5.58	112	4525361	110.01	PPB		-0.06
5) PHENOL-d6 SURR.	6.58	99	5305417	97.94	PPB		-0.05
20) NITROBENZENE-d5 SURR.	7.62	82	4279511	92.84	PPB		-0.04
39) 2-FLUOROBIPHENYL SURR.	9.73	172	6841716	90.12	PPB		-0.04
58) 2,4,6 TRIBROMOPHENOL SURR.	11.50	330	748484	94.28	PPB		-0.05
70) TERPHENYL-d14 SURR.	14.62	244	5673512	84.71	PPB		-0.05
Target Compounds							Qvalue
2) N-NITROSODIMETHYLAMINE	4.18	74	48391	1.40	PPB		87
3) PYRIDINE	4.17	79	77196	1.36	PPB		92
6) PHENOL CCC	6.59	94	82801	1.31	PPB	#	1
7) aniline	6.62	93	89765	1.30	PPB	#	6
8) BIS(2-CHLOROETHYL)ETHER	6.68	93	84561	1.51	PPB		87
9) 2-CHLOROPHENOL	6.75	128	58833	1.35	PPB		89
10) 1,3 DICHLOROBENZENE	6.91	146	71016	1.48	PPB		94
11) 1,4 DICHLOROBENZENE CCC	6.97	146	67753	1.47	PPB		88
12) benzyl alcohol	7.11	79	53518	1.33	PPB		87
13) 1,2-DICHLOROBENZENE	7.18	146	67437	1.45	PPB		95
14) 2-METHYLPHENOL	7.25	108	60802m	1.37	PPB		
15) BIS(2-CHLOROISOPROPYL)ETHE	7.30	45	139615	1.45	PPB	#	85
16) 4-METHYLPHENOL	7.41	107	74509	1.34	PPB		97
17) N-NITROSO-DI-N-PROPYLAMINE	7.45	43	54640	1.39	PPB		90
18) HEXACHLOROETHANE	7.54	117	26477	1.38	PPB	#	84
21) NITROBENZENE	7.63	77	90561	1.72	PPB		83
22) ISOPHORONE	7.89	82	171139	1.37	PPB		98
23) 2,4 DIMETHYLPHENOL	8.03	107	55263	1.35	PPB		93
24) Benzoic Acid	8.08	105	14677	0.53	PPB		87
25) 2-NITROPHENOL	8.00	139	31964	1.23	PPB		85
26) BIS(2-CHLOROETHOXY)METHANE	8.14	93	92334	1.36	PPB		90
27) 2,4 DICHLOROPHENOL CCC	8.26	162	41392	1.23	PPB		94
28) 1,2,4 TRICHLOROBENZENE	8.38	180	52876	1.39	PPB		97
29) NAPHTHALENE	8.44	128	170543	1.33	PPB		90
30) 4-CHLOROANILINE	8.53	127	69963	1.29	PPB		99
31) HEXACHLOROBUTADIENE CCC	8.66	225	38294	1.41	PPB		99
32) 4-CHLORO-3-METHYLPHENOL CC	9.08	107	47675	1.23	PPB		81
33) 2-METHYLNAPHTHALENE	9.26	142	131525	1.37	PPB		93
34) 2-NITROANILINE	9.99	138	35553	1.13	PPB		97
36) HEXACHLOROCYCLOPENTADIENE	9.53	237	21813	1.13	PPB		97
37) 2,4,6-TRICHLOROPHENOL CCC	9.62	196	30109	1.23	PPB	#	86
38) 2,4,5 TRICHLOROPHENOL	9.67	196	32243	1.30	PPB	#	88
40) 2-CHLORONAPHTHALENE	9.84	162	106251	1.41	PPB		98
41) DIMETHYLPHTHALATE	10.23	163	127550	1.35	PPB		93
42) 2,6 DINITROTOLUENE	10.33	165	26058	1.21	PPB	#	70
43) ACENAPHTHYLENE	10.35	152	181347	1.47	PPB		91
44) 3-NITROANILINE	9.99	65	21497	1.17	PPB		95
45) ACENAPHTHENE CCC	10.57	153	104276	1.37	PPB		95
46) 2,4-DINITROPHENOL SPCC	0.00	184	0	N.D.			
47) 4-NITROPHENOL SPCC	10.66	65	13578	0.91	PPB	#	67
48) DIBENZOFURAN	10.76	168	141000	1.37	PPB		78
49) 2,4 DINITROTOLUENE	10.79	165	32532	1.18	PPB	#	52
50) DIETHYLPHTHLATE	11.08	149	146185	1.40	PPB		98
51) 4-CHLOROPHENYLPHENYL ETHER	11.10	204	67409	1.51	PPB	#	71

Quantitation Report (No Status)

Data Path : C:\MSDCHEM\1\DATA\FEB09\021709\
Data File : 02170903.D
Acq On : 17 Feb 2009 12:51 pm
Operator : J. Aquilina
Sample : bna std 1 ppb s08-2
Misc :
ALS Vial : 4 Sample Multiplier: 1

Quant Time: Feb 18 09:51:16 2009
Quant Title :
QLast Update : Wed Feb 18 09:48:17 2009
Response via : Initial Calibration

Internal Standards	R.T.	QIon	Response	Conc Units		Dev(Min)
52) FLUORENE	11.17	166	116600	1.46 PPB		99
53) 4-NITROANILINE	11.22	138	21026	1.38 PPB		92
55) 4,6-DINITRO-2-METHYLPHENOL	11.28	198	3131	N.D.		
56) N-NITROSODIPHENYLAMINE	11.31	168	58557	1.45 PPB	#	98
57) 1,2 DIPHENYLHYDRAZINE	11.35	77	173040	1.45 PPB		79
59) 4-BROMOPHENYLPHENYL ETHER	11.75	248	30118	1.46 PPB		84
60) HEXACHLOROBENZENE	11.94	284	32670	1.52 PPB	#	100
61) PENTACHLOROPHENOL CCC	12.15	266	5027	N.D.		
62) PHENANTHRENE	12.33	178	149036	1.45 PPB		98
63) ANTHRACENE	12.38	178	150692	1.42 PPB		100
64) CARBAZOLE	12.57	167	149576	1.64 PPB		97
65) DI-N-BUTYLPHTHALATE	13.08	149	251576	1.40 PPB		97
66) FLUORANTHENE CCC	13.95	202	186659	1.59 PPB		99
68) BENZIDINE	0.00	184	0	N.D.		
69) PYRENE	14.31	202	185898	1.40 PPB		99
71) BUTYLBENZYLPHTHALATE	15.58	149	104327	1.29 PPB		97
72) BIS(2-ETHYLHEXYL)PHTHALATE	16.92	149	163977	1.43 PPB		91
73) BENZO(A)ANTHRACENE	16.65	228	139157	1.46 PPB		98
74) CHRYSENE	16.75	228	134816	1.46 PPB		99
76) 3,3'-DICHLOROBENZIDINE	0.00	252	0	N.D.		
77) DI-N-OCTYL PHTHALATE CCC	18.40	149	201996m	1.09 PPB		
78) BENZO(B)FLOURANTHENE	19.17	252	103410m	1.24 PPB		
79) BENZO(K)FLUORANTHENE	19.22	252	129435m	1.53 PPB		
80) BENZO(A)PYRENE CCC	19.92	252	94792	1.35 PPB		87
81) DIBENZO(A,H)ANTHRACENE	22.57	278	70916	1.38 PPB		94
82) INDENO(1,2,3-CD)PYRENE	22.52	276	65821m	1.27 PPB		
83) BENZO(G,H,I)PERYLENE	23.06	276	83998	1.58 PPB		94

(#) = qualifier out of range (m) = manual integration (+) = signals summed

Quantitation Report (No Status)

Data Path : C:\MSDCHEM\1\DATA\FEB09\021709\
Data File : 02170903.D
Acq On : 17 Feb 2009 12:51 pm
Operator : J. Aquilina
Sample : bna std 1 ppb s08-2
Misc :
ALS Vial : 4 Sample Multiplier: 1

Quant Time: Feb 18 09:51:16 2009
Quant Title :
QLast Update : Wed Feb 18 09:48:17 2009
Response via : Initial Calibration

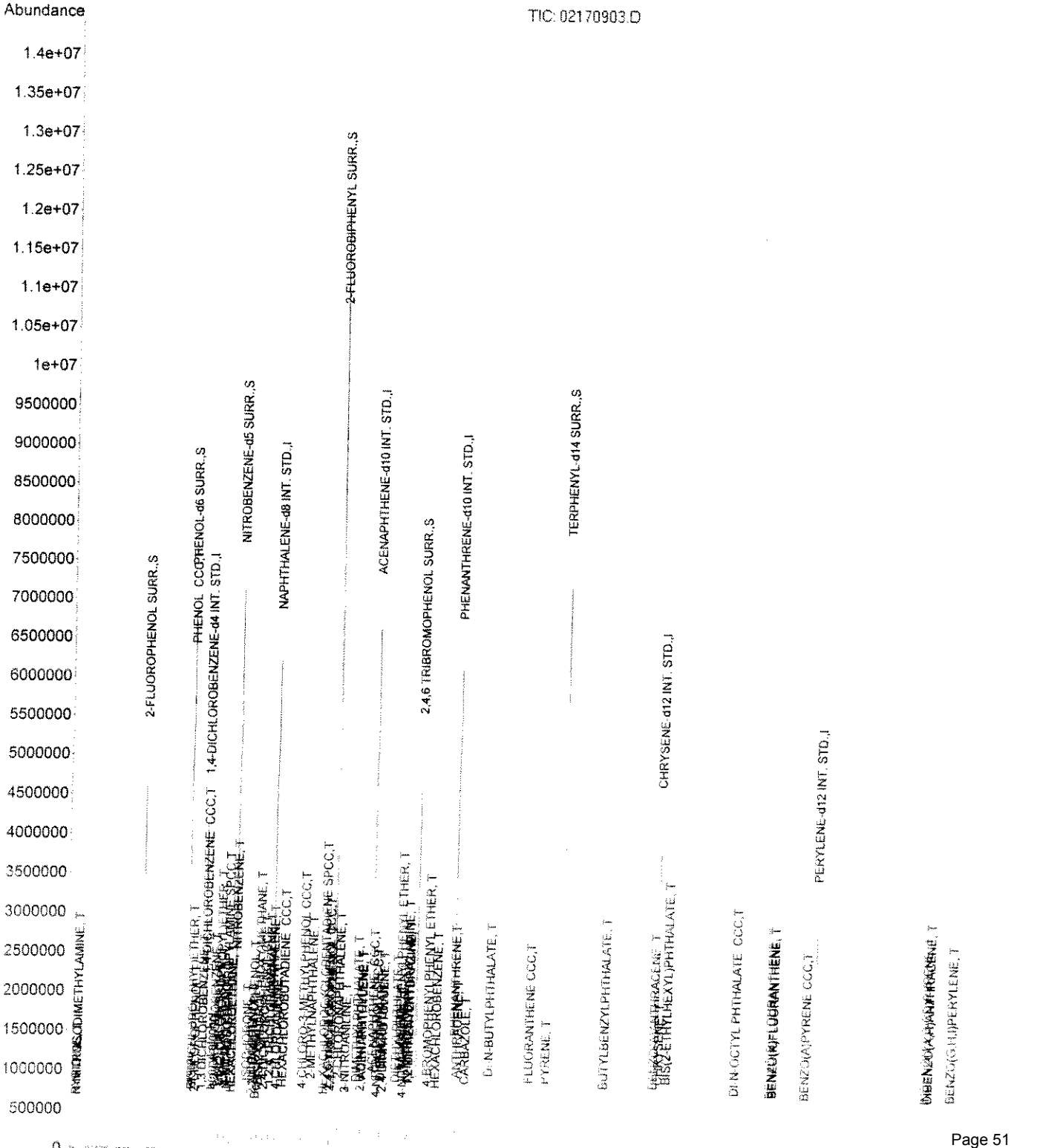

Quantitation Report (No Status)

Data Path : C:\MSDCHEM\1\DATA\FEB09\021709\
Data File : 02170904.D
Acq On : 17 Feb 2009 1:26 pm
Operator : J. Aquilina
Sample : bna std 3 ppb s08-2
Misc :
ALS Vial : 5 Sample Multiplier: 1

Quant Time: Feb 18 09:51:18 2009
Quant Title :
QLast Update : Wed Feb 18 09:48:17 2009
Response via : Initial Calibration

Internal Standards	R.T.	QIon	Response	Conc	Units		Dev(Min)
1) 1.4-DICHLOROBENZENE-d4 INT	6.96	150	2042741	40.00	PPB		-0.05
19) NAPHTHALENE-d8 INT. STD.	8.43	136	5340917	40.00	PPB		-0.05
35) ACENAPHTHENE-d10 INT. STD.	10.54	162	2555219	40.00	PPB		-0.04
54) PHENANTHRENE-d10 INT. STD.	12.31	188	3892461	40.00	PPB		-0.04
67) CHRYSENE-d12 INT. STD.	16.71	240	3661960	40.00	PPB		-0.06
75) PERYLENE-d12 INT. STD.	20.11	264	2902908	40.00	PPB		-0.06
System Monitoring Compounds							
4) 2-FLUOROPHENOL SURR.	5.59	112	4461778	108.26	PPB		-0.06
5) PHENOL-d6 SURR.	6.59	99	5254021	96.81	PPB		-0.04
20) NITROBENZENE-d5 SURR.	7.62	82	4147073	88.60	PPB		-0.04
39) 2-FLUOROBIPHENYL SURR.	9.73	172	6676814	85.37	PPB		-0.04
58) 2,4,6 TRIBROMOPHENOL SURR.	11.50	330	751446	94.15	PPB		-0.05
70) TERPHENYL-d14 SURR.	14.62	244	5495564	84.81	PPB		-0.04
Target Compounds							Qvalue
2) N-NITROSODIMETHYLAMINE	4.18	74	110307	3.19	PPB		90
3) PYRIDINE	4.17	79	181759	3.20	PPB		95
6) PHENOL CCC	6.60	94	197928	3.13	PPB	#	1
7) aniline	6.62	93	241996	3.49	PPB	#	6
8) BIS(2-CHLOROETHYL)ETHER	6.69	93	170472	3.04	PPB	#	78
9) 2-CHLOROPHENOL	6.75	128	151369	3.46	PPB		93
10) 1,3 DICHLOROBENZENE	6.91	146	157488	3.27	PPB		97
11) 1,4 DICHLOROBENZENE CCC	6.97	146	161469	3.51	PPB		95
12) benzyl alcohol	7.12	79	127282	3.15	PPB	#	87
13) 1,2-DICHLOROBENZENE	7.19	146	159124	3.43	PPB		93
14) 2-METHYLPHENOL	7.25	108	148756m	3.35	PPB		
15) BIS(2-CHLOROISOPROPYL)ETHE	7.30	45	323536	3.36	PPB	#	83
16) 4-METHYLPHENOL	7.41	107	183509	3.29	PPB		98
17) N-NITROSO-DI-N-PROPYLAMINE	7.46	43	125443	3.18	PPB		90
18) HEXACHLOROETHANE	7.54	117	62809	3.26	PPB	#	86
21) NITROBENZENE	7.63	77	181267	3.40	PPB		90
22) ISOPHORONE	7.89	82	377243	2.97	PPB		99
23) 2,4 DIMETHYLPHENOL	8.03	107	138175	3.34	PPB		92
24) Benzoic Acid	8.11	105	41066	1.45	PPB		87
25) 2-NITROPHENOL	8.00	139	82632	3.13	PPB		88
26) BIS(2-CHLOROETHOXY)METHANE	8.14	93	211752	3.07	PPB		92
27) 2,4 DICHLOROPHENOL CCC	8.26	162	108242	3.14	PPB		95
28) 1,2,4 TRICHLOROBENZENE	8.38	180	122858	3.18	PPB		99
29) NAPHTHALENE	8.45	128	356133	2.73	PPB		97
30) 4-CHLOROANILINE	8.52	127	165861	3.01	PPB		100
31) HEXACHLOROBUTADIENE CCC	8.66	225	65924	3.22	PPB		98
32) 4-CHLORO-3-METHYLPHENOL CC	9.08	107	125842	3.19	PPB		81
33) 2-METHYLNAPHTHALENE	9.26	142	282484	3.14	PPB		92
34) 2-NITROANILINE	9.99	138	91025	3.85	PPB		98
36) HEXACHLOROCYCLOPENTADIENE	9.54	237	52766	2.66	PPB		96
37) 2,4,6-TRICHLOROPHENOL CCC	9.62	196	75524	3.99	PPB	#	86
38) 2,4,5 TRICHLOROPHENOL	9.67	196	75936	3.98	PPB	#	89
40) 2-CHLORONAPHTHALENE	9.85	162	242063	3.12	PPB		99
41) DIMETHYLPHTHALATE	10.24	163	287833	2.95	PPB		94
42) 2,6 DINITROTOLUENE	10.33	165	63086	2.83	PPB	#	81
43) ACENAPHTHYLENE	10.35	152	361392	2.85	PPB		90
44) 3-NITROANILINE	9.99	65	78399	2.84	PPB		96
45) ACENAPHTHENE CCC	10.57	153	217253	2.77	PPB		97
46) 2,4-DINITROPHENOL SPCC	10.61	184	3767	N.D.			
47) 4-NITROPHENOL SPCC	10.67	65	37139	2.44	PPB	#	60
48) DIBENZOFURAN	10.76	168	336238	3.18	PPB		79
49) 2,4 DINITROTOLUENE	10.79	165	83048	3.01	PPB	#	63
50) DIETHYLPHTHLATE	11.08	149	313256	2.92	PPB		98
51) 4-CHLOROPHENYLPHENYL ETHER	11.16	204	166476	3.39	PPB	#	91

Quantitation Report (No Status)

Data Path : C:\MSDCHEM\1\DATA\FEB09\021709\
Data File : 02170904.D
Acq On : 17 Feb 2009 1:26 pm
Operator : J. Aquilina
Sample : bna std 3 ppb s08-2
Misc :
ALS Vial : 5 Sample Multiplier: 1

Quant Time: Feb 18 09:51:18 2009
Quant Title :
QLast Update : Wed Feb 18 09:48:17 2009
Response via : Initial Calibration

Internal Standards	R.T.	QIon	Response	Conc	Units		Dev(Min)
52) FLUORENE	11.17	166	248405	3.03	PPB		100
53) 4-NITROANILINE	11.22	138	42531	2.71	PPB		93
55) 4,6-DINITRO-2-METHYLPHENOL	11.28	198	17676	1.38	PPB	#	79
56) N-NITROSODIPHENYLAMINE	11.32	168	126963	3.12	PPB	#	95
57) 1,2 DIPHENYLHYDRAZINE	11.35	77	379054	3.17	PPB		90
59) 4-BROMOPHENYLPHENYL ETHER	11.75	248	68622	3.31	PPB		95
60) HEXACHLOROBENZENE	11.94	284	72293	3.34	PPB	#	100
61) PENTACHLOROPHENOL CCC	12.16	266	25046	2.13	PPB		91
62) PHENANTHRENE	12.33	178	300024	2.91	PPB		98
63) ANTHRACENE	12.39	178	326056	3.06	PPB		99
64) CARBAZOLE	12.57	167	341196	3.73	PPB		97
65) DI-N-BUTYLPHTHALATE	13.08	149	582877	3.22	PPB		98
66) FLUORANTHENE CCC	13.96	202	368944	3.12	PPB		97
68) BENZIDINE	0.00	184	0	N.D.			
69) PYRENE	14.31	202	383919	2.99	PPB		99
71) BUTYLBENZYLPHTHALATE	15.57	149	236262	3.01	PPB		97
72) BIS(2-ETHYLHEXYL)PHTHALATE	16.92	149	355872	3.21	PPB		91
73) BENZO(A)ANTHRACENE	16.64	228	280589	3.04	PPB		100
74) CHRYSENE	16.74	228	275758	3.09	PPB		99
76) 3,3'-DICHLOROBENZIDINE	0.00	252	0	N.D.			
77) DI-N-OCTYL PHTHALATE CCC	18.41	149	488448	2.73	PPB		92
78) BENZO(B)FLOURANTHENE	19.16	252	225151m	2.79	PPB		
79) BENZO(K)FLUORANTHENE	19.23	252	231957	2.82	PPB		97
80) BENZO(A)PYRENE CCC	19.93	252	200898	2.96	PPB		87
81) DIBENZO(A,H)ANTHRACENE	22.58	278	153771	3.08	PPB		94
82) INDENO(1,2,3-CD)PYRENE	22.52	276	133069m	2.65	PPB		
83) BENZO(G,H,I)PERYLENE	23.08	276	161658	3.13	PPB		91

(#) = qualifier out of range (m) = manual integration (+) = signals summed

Quantitation Report (No Status)

Data Path : C:\MSDCHEM\1\DATA\FEB09\021709\
Data File : 02170904.D
Acq On : 17 Feb 2009 1:26 pm
Operator : J. Aquilina
Sample : bna std 3 ppb s08-2
Misc :
ALS Vial : 5 Sample Multiplier: 1

Quant Time: Feb 18 09:51:18 2009
Quant Title :
QLast Update : Wed Feb 18 09:48:17 2009
Response via : Initial Calibration

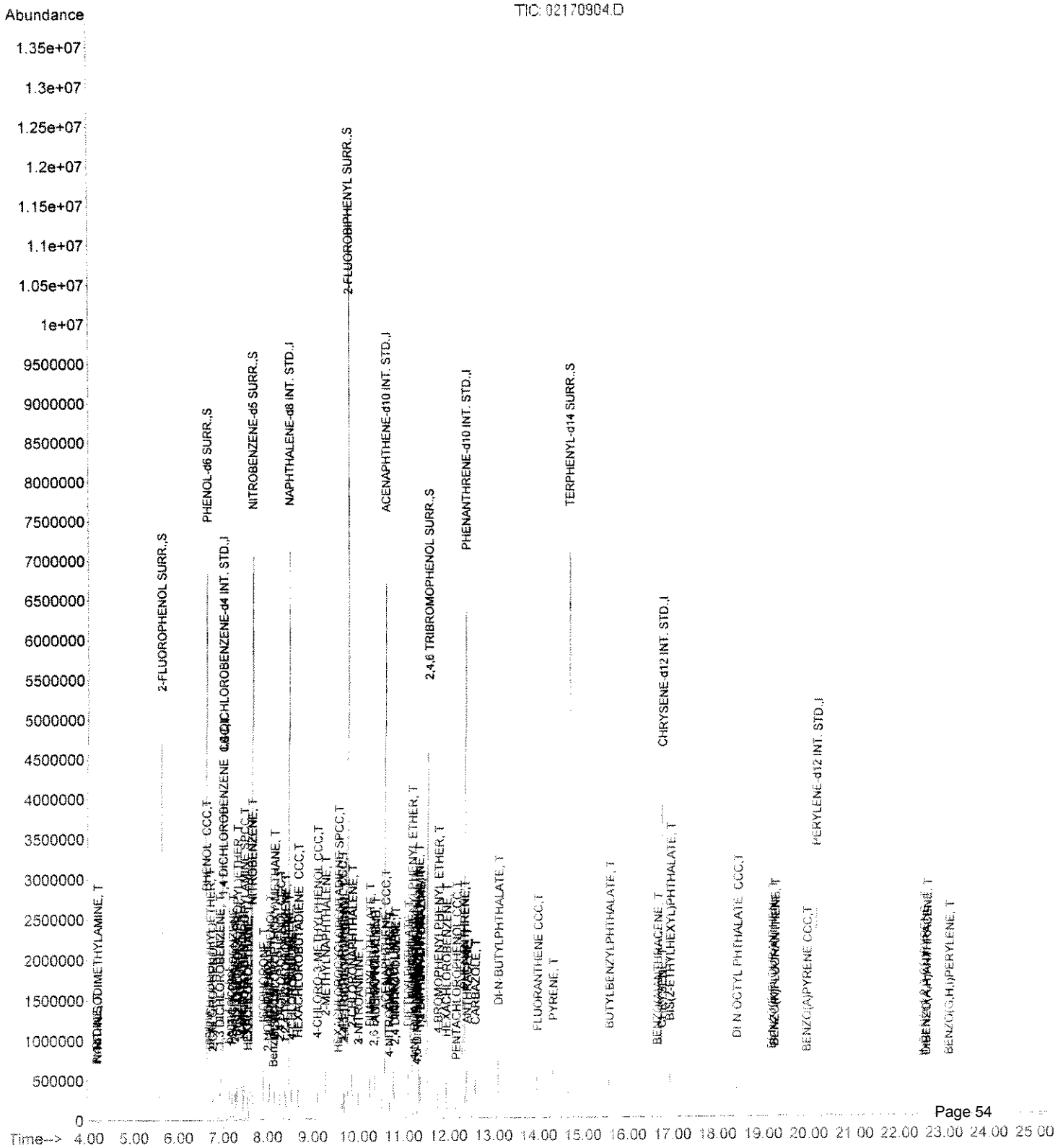

4.00 5.00 6.00 7.00 8.00 9.00 10.00 11.00 12.00 13.00 14.00 15.00 16.00 17.00 18.00 19.00 20.00 21.00 22.00 23.00 24.00 25.00

Quantitation Report (No Status)

Data Path : C:\MSDCHEM\1\DATA\FEB09\021709\
Data File : 02170905.D
Acq On : 17 Feb 2009 2:02 pm
Operator : J. Aquilina
Sample : bna std 10 ppb s08-2
Misc :
ALS Vial : 6 Sample Multiplier: 1

Quant Time: Feb 18 09:51:20 2009
Quant Title :
QLast Update : Wed Feb 18 09:48:17 2009
Response via : Initial Calibration

Internal Standards	R.T.	QIon	Response	Conc	Units		Dev(Min)
1) 1,4-DICHLOROBENZENE-d4 INT	6.95	150	2064393	40.00	PPB		-0.06
19) NAPHTHALENE-d8 INT. STD.	8.44	136	4773652	40.00	PPB		-0.04
35) ACENAPHTHENE-d10 INT. STD.	10.55	162	2376242	40.00	PPB		-0.03
54) PHENANTHRENE-d10 INT. STD.	12.31	188	3642716	40.00	PPB		-0.04
67) CHRYSENE-d12 INT. STD.	16.71	240	3496579	40.00	PPB		-0.06
75) PERYLENE-d12 INT. STD.	20.12	264	2790442	40.00	PPB		-0.05
System Monitoring Compounds							
4) 2-FLUOROPHENOL SURR.	5.58	112	4298190	103.19	PPB		-0.06
5) PHENOL-d6 SURR.	6.59	99	5131588	93.56	PPB		-0.04
20) NITROBENZENE-d5 SURR.	7.62	82	4123558	98.57	PPB		-0.04
39) 2-FLUOROBIPHENYL SURR.	9.73	172	6372289	87.62	PPB		-0.04
58) 2,4,6 TRIBROMOPHENOL SURR.	11.51	330	699540	93.66	PPB		-0.04
70) TERPHENYL-d14 SURR.	14.62	244	5432963	87.81	PPB		-0.04
Target Compounds							Qvalue
2) N-NITROSODIMETHYLAMINE	4.19	74	372366	10.65	PPB		93
3) PYRIDINE	4.18	79	576265	10.03	PPB		95
6) PHENOL CCC	6.60	94	577824	9.03	PPB	#	73
7) aniline	6.63	93	663981	9.49	PPB	#	6
8) BIS(2-CHLOROETHYL)ETHER	6.69	93	612154	10.82	PPB		88
9) 2-CHLOROPHENOL	6.76	128	445654	10.09	PPB		95
10) 1,3 DICHLOROBENZENE	6.92	146	521169	10.72	PPB		95
11) 1,4 DICHLOROBENZENE CCC	6.97	146	502070	10.79	PPB		95
12) benzyl alcohol	7.12	79	412645	10.11	PPB		89
13) 1,2-DICHLOROBENZENE	7.19	146	507951	10.82	PPB		94
14) 2-METHYLPHENOL	7.25	108	441219m	9.84	PPB		
15) BIS(2-CHLOROISOPROPYL)ETHE	7.30	45	1012856	10.41	PPB	#	83
16) 4-METHYLPHENOL	7.43	107	554388	9.83	PPB		98
17) N-NITROSO-DI-N-PROPYLAMINE	7.46	43	389046	9.75	PPB		93
18) HEXACHLOROETHANE	7.54	117	210362	10.80	PPB		89
21) NITROBENZENE	7.65	77	528768	11.09	PPB		97
22) ISOPHORONE	7.89	82	1213852	10.70	PPB		99
23) 2,4 DIMETHYLPHENOL	8.03	107	384024	10.37	PPB		89
24) Benzoic Acid	8.15	105	197250	7.81	PPB		86
25) 2-NITROPHENOL	8.00	139	275965	11.70	PPB		94
26) BIS(2-CHLOROETHOXY)METHANE	8.15	93	674115	10.93	PPB		93
27) 2,4 DICHLOROPHENOL CCC	8.26	162	333579	10.83	PPB		94
28) 1,2,4 TRICHLOROBENZENE	8.38	180	396615	11.50	PPB		98
29) NAPHTHALENE	8.46	128	1226359	10.53	PPB		96
30) 4-CHLOROANILINE	8.53	127	494697	10.03	PPB		100
31) HEXACHLOROBUTADIENE CCC	8.66	225	215752	11.81	PPB		99
32) 4-CHLORO-3-METHYLPHENOL CC	9.08	107	374284	10.62	PPB		82
33) 2-METHYLNAPHTHALENE	9.27	142	839878	10.44	PPB		92
34) 2-NITROANILINE	9.99	138	307899	10.78	PPB		96
36) HEXACHLOROCYCLOPENTADIENE	9.54	237	200966	10.91	PPB		99
37) 2,4,6-TRICHLOROPHENOL CCC	9.63	196	339626	10.19	PPB	#	87
38) 2,4,5 TRICHLOROPHENOL	9.68	196	242418	10.22	PPB	#	89
40) 2-CHLORONAPHTHALENE	9.86	162	759083	10.51	PPB		98
41) DIMETHYLPHTHALATE	10.25	163	958870	10.56	PPB		94
42) 2,6 DINITROTOLUENE	10.33	165	239197	11.07	PPB		89
43) ACENAPHTHYLENE	10.35	152	1210535	10.35	PPB		91
44) 3-NITROANILINE	9.99	65	253593	9.87	PPB		98
45) ACENAPHTHENE CCC	10.58	153	723382	9.93	PPB		99
46) 2,4-DINITROPHENOL SPCC	10.61	184	43106	5.54	PPB		56
47) 4-NITROPHENOL SPCC	10.67	65	139999	9.18	PPB	#	55
48) DIBENZOFURAN	10.76	168	1010649	10.27	PPB		79
49) 2,4 DINITROTOLUENE	10.80	165	255548	11.12	PPB	#	67
50) DIETHYLPHTHLATE	11.09	149	1064264	10.68	PPB		99
51) 4-CHLOROPHENYLPHENYL ETHER	11.17	204	464204	10.93	PPB	#	72

Quantitation Report (No Status)

Data Path : C:\MSDCHEM\1\DATA\FEB09\021709\
Data File : 02170905.D
Acq On : 17 Feb 2009 2:02 pm
Operator : J. Aquilina
Sample : bna std 10 ppb s08-2
Misc :
ALS Vial : 6 Sample Multiplier: 1

Quant Time: Feb 18 09:51:20 2009
Quant Title :
QLast Update : Wed Feb 18 09:48:17 2009
Response via : Initial Calibration

Internal Standards	R.T.	QIon	Response	Conc Units		Dev(Min)
52) FLUORENE	11.17	166	792540	10.39 PPB		99
53) 4-NITROANILINE	11.23	138	109007	7.46 PPB		88
55) 4,6-DINITRO-2-METHYLPHENOL	11.29	198	102263	3.53 PPB	#	80
56) N-NITROSODIPHENYLAMINE	11.32	168	419303	11.00 PPB	#	97
57) 1,2 DIPHENYLHYDRAZINE	11.36	77	1222769	10.93 PPB		91
59) 4-BROMOPHENYLPHENYL ETHER	11.76	248	219292	11.30 PPB		97
60) HEXACHLOROBENZENE	11.94	284	235327	11.61 PPB	#	99
61) PENTACHLOROPHENOL CCC	12.15	266	105840	9.62 PPB		95
62) PHENANTHRENE	12.33	178	993304	10.30 PPB		99
63) ANTHRACENE	12.39	178	1103168	11.05 PPB		100
64) CARBAZOLE	12.58	167	1047102	12.22 PPB		96
65) DI-N-BUTYLPHTHALATE	13.08	149	1931973	11.42 PPB		99
66) FLUORANTHENE CCC	13.96	202	1246712	11.26 PPB		98
68) BENZIDINE	0.00	184	0	N.D.		
69) PYRENE	14.32	202	1257328	10.26 PPB		100
71) BUTYLBENZYLPHTHALATE	15.58	149	792983	10.59 PPB		96
72) BIS(2-ETHYLHEXYL)PHTHALATE	16.93	149	1137185	10.76 PPB		93
73) BENZO(A)ANTHRACENE	16.66	228	931996	10.58 PPB		100
74) CHRYSENE	16.76	228	894487	10.50 PPB		99
76) 3,3'-DICHLOROBENZIDINE	0.00	252	0	N.D.		
77) DI-N-OCTYL PHTHALATE CCC	18.41	149	1772514	10.30 PPB		95
78) BENZO(B)FLOURANTHENE	19.19	252	771420m	9.93 PPB		
79) BENZO(K)FLUORANTHENE	19.24	252	826402	10.48 PPB		99
80) BENZO(A)PYRENE CCC	19.94	252	694707	10.64 PPB		85
81) DIBENZO(A,H)ANTHRACENE	22.59	278	568083	11.84 PPB		93
82) INDENO(1,2,3-CD)PYRENE	22.54	276	528557m	10.97 PPB		
83) BENZO(G,H,I)PERYLENE	23.09	276	579290	11.68 PPB		94

(#) = qualifier out of range (m) = manual integration (+) = signals summed

Quantitation Report (No Status)

Data Path : C:\MSDCHEM\1\DATA\FEB09\021709\
Data File : 02170905.D
Acq On : 17 Feb 2009 2:02 pm
Operator : J. Aquilina
Sample : bna std 10 ppb s08-2
Misc :
ALS Vial : 6 Sample Multiplier: 1

Quant Time: Feb 18 09:51:20 2009
Quant Title :
QLast Update : Wed Feb 18 09:48:17 2009
Response via : Initial Calibration

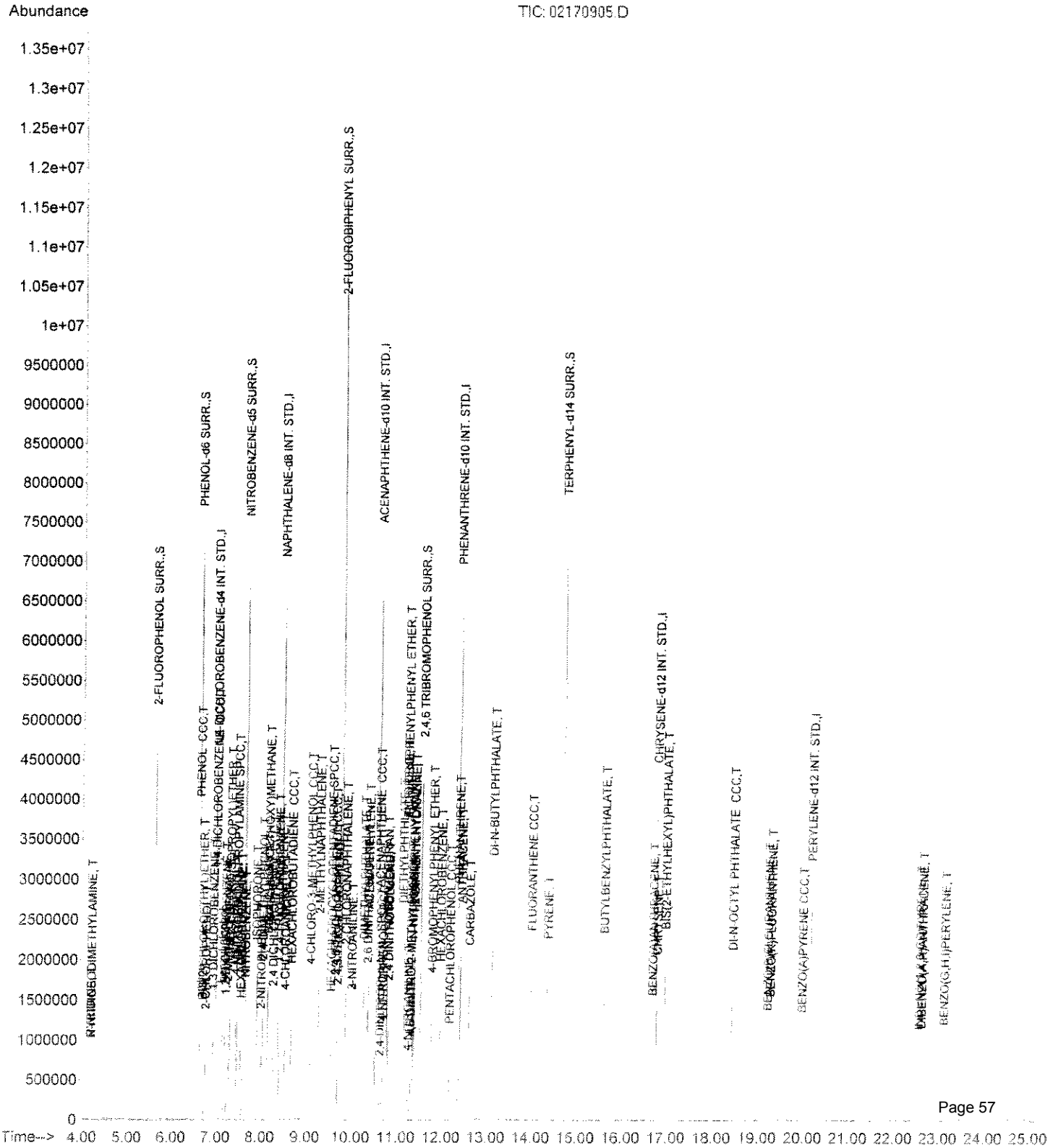

Quantitation Report (No Status)

Data Path : C:\MSDCHEM\1\DATA\FEB09\021709\
Data File : 02170906.D
Acq On : 17 Feb 2009 2:39 pm
Operator : J. Aquilina
Sample : bna std 20 ppb s08-2
Misc :
ALS Vial : 7 Sample Multiplier: 1

Quant Time: Feb 18 09:51:22 2009
Quant Title :
QLast Update : Wed Feb 18 09:48:17 2009
Response via : Initial Calibration

Internal Standards	R.T.	QIon	Response	Conc	Units		Dev(Min)
1) 1,4-DICHLOROBENZENE-d4 INT	6.96	150	2084827	40.00	PPB		-0.05
19) NAPHTHALENE-d8 INT. STD.	8.44	136	4822657	40.00	PPB		-0.04
35) ACENAPHTHENE-d10 INT. STD.	10.55	162	2256033	40.00	PPB		-0.04
54) PHENANTHRENE-d10 INT. STD.	12.31	188	3657973	40.00	PPB		-0.04
67) CHRYSENE-d12 INT. STD.	16.72	240	3459981	40.00	PPB		-0.05
75) PERYLENE-d12 INT. STD.	20.12	264	2743588	40.00	PPB		-0.05
System Monitoring Compounds							
4) 2-FLUOROPHENOL SURR.	5.59	112	4287087	101.92	PPB		-0.05
5) PHENOL-d6 SURR.	6.59	99	5199596	93.87	PPB		-0.05
20) NITROBENZENE-d5 SURR.	7.63	82	4034285	95.45	PPB		-0.03
39) 2-FLUOROBIPHENYL SURR.	9.74	172	6160998	89.23	PPB		-0.03
58) 2,4,6 TRIBROMOPHENOL SURR.	11.51	330	726305	96.83	PPB		-0.03
70) TERPHENYL-d14 SURR.	14.62	244	5374337	87.79	PPB		-0.04
Target Compounds							Qvalue
2) N-NITROSODIMETHYLAMINE	4.19	74	689143	19.52	PPB		93
3) PYRIDINE	4.17	79	1078875	18.59	PPB		96
6) PHENOL CCC	6.61	94	1102265	17.05	PPB	#	44
7) aniline	6.63	93	1379650	19.52	PPB	#	71
8) BIS(2-CHLOROETHYL)ETHER	6.69	93	1136750	19.89	PPB		91
9) 2-CHLOROPHENOL	6.76	128	861705	19.33	PPB		96
10) 1,3 DICHLOROBENZENE	6.91	146	943218	19.22	PPB		94
11) 1,4 DICHLOROBENZENE CCC	6.97	146	919247	19.56	PPB		94
12) benzyl alcohol	7.12	79	777104	18.85	PPB		91
13) 1,2-DICHLOROBENZENE	7.19	146	944110	19.92	PPB		94
14) 2-METHYLPHENOL	7.26	108	890116m	19.65	PPB		
15) BIS(2-CHLOROISOPROPYL)ETHE	7.30	45	1684473	17.15	PPB	#	85
16) 4-METHYLPHENOL	7.43	107	1104354	19.39	PPB		98
17) N-NITROSO-DI-N-PROPYLAMINE	7.47	43	682635	16.93	PPB		94
18) HEXACHLOROETHANE	7.54	117	385685	19.61	PPB		88
21) NITROBENZENE	7.64	77	896893	18.61	PPB		97
22) ISOPHORONE	7.91	82	2142138	18.69	PPB		100
23) 2,4 DIMETHYLPHENOL	8.04	107	702932	18.79	PPB		87
24) Benzoic Acid	8.18	105	525002	20.59	PPB		89
25) 2-NITROPHENOL	8.00	139	491779	20.63	PPB		91
26) BIS(2-CHLOROETHOXY)METHANE	8.15	93	1220443	19.59	PPB		94
27) 2,4 DICHLOROPHENOL CCC	8.28	162	649671	20.87	PPB		95
28) 1,2,4 TRICHLOROBENZENE	8.38	180	714377	20.50	PPB		99
29) NAPHTHALENE	8.46	128	2446907	20.80	PPB		95
30) 4-CHLOROANILINE	8.53	127	1015965	20.40	PPB		99
31) HEXACHLOROBUTADIENE CCC	8.66	225	370909	20.09	PPB		99
32) 4-CHLORO-3-METHYLPHENOL CC	9.09	107	784004	20.33	PPB		83
33) 2-METHYLNAPHTHALENE	9.27	142	1758217	21.63	PPB		93
34) 2-NITROANILINE	10.00	138	638732	22.13	PPB		96
36) HEXACHLOROCYCLOPENTADIENE	9.54	237	377119	21.57	PPB		98
37) 2,4,6-TRICHLOROPHENOL CCC	9.64	196	463541	20.77	PPB	#	87
38) 2,4,5 TRICHLOROPHENOL	9.68	196	495094	21.99	PPB	#	88
40) 2-CHLORONAPHTHALENE	9.85	162	1377256	20.03	PPB		98
41) DIMETHYLPHTHALATE	10.35	163	1746717	20.26	PPB		96
42) 2,6 DINITROTOLUENE	10.34	165	425829	21.67	PPB		93
43) ACENAPHTHYLENE	10.35	152	2374174	21.17	PPB		93
44) 3-NITROANILINE	10.00	65	519620	21.30	PPB		96
45) ACENAPHTHENE CCC	10.59	153	1407980	20.37	PPB		98
46) 2,4-DINITROPHENOL SPCC	10.61	184	136937	18.55	PPB		90
47) 4-NITROPHENOL SPCC	10.68	65	274687	20.42	PPB	#	57
48) DIBENZOFURAN	10.77	168	2030341	21.73	PPB		90
49) 2,4 DINITROTOLUENE	10.81	165	533956	21.91	PPB	#	66
50) DIETHYLPHTHLATE	11.09	149	1894630	20.02	PPB		99
51) 4-CHLOROPHENYLPHENYL ETHER	11.17	204	780703	18.61	PPB	#	74

Quantitation Report (No Status)

Data Path : C:\MSDCHEM\1\DATA\FEB09\021709\
Data File : 02170906.D
Acq On : 17 Feb 2009 2:39 pm
Operator : J. Aquilina
Sample : bna std 20 ppb s08-2
Misc :
ALS Vial : 7 Sample Multiplier: 1

Quant Time: Feb 18 09:51:22 2009
Quant Title :
QLast Update : Wed Feb 18 09:48:17 2009
Response via : Initial Calibration

Internal Standards	R.T.	QIon	Response	Conc Units		Dev(Min)
52) FLUORENE	11.19	166	1481473	20.46 PPB		98
53) 4-NITROANILINE	11.24	138	195338	14.08 PPB		84
55) 4,6-DINITRO-2-METHYLPHENOL	11.30	198	252262	20.94 PPB	#	74
56) N-NITROSODIPHENYLAMINE	11.33	168	736857	19.26 PPB	#	97
57) 1,2 DIPHENYLHYDRAZINE	11.37	77	2087295	18.58 PPB		94
59) 4-BROMOPHENYLPHENYL ETHER	11.75	248	383251	19.66 PPB		98
60) HEXACHLOROBENZENE	11.95	284	402871	19.80 PPB	#	100
61) PENTACHLOROPHENOL CCC	12.15	266	229985	20.81 PPB		96
62) PHENANTHRENE	12.35	178	1965450	20.29 PPB		99
63) ANTHRACENE	12.39	178	2106077	21.01 PPB		99
64) CARBAZOLE	12.58	167	1631207	18.96 PPB		96
65) DI-N-BUTYLPHTHALATE	13.09	149	3351086	19.73 PPB		99
66) FLUORANTHENE CCC	13.97	202	2393223	21.52 PPB		98
68) BENZIDINE	0.00	184	0	N.D.		
69) PYRENE	14.32	202	2386224	19.67 PPB		100
71) BUTYLBENZYLPHTHALATE	15.59	149	1486596	20.06 PPB		94
72) BIS(2-ETHYLHEXYL)PHTHALATE	16.93	149	2025321	19.36 PPB		94
73) BENZO(A)ANTHRACENE	16.66	228	1859780	21.34 PPB		100
74) CHRYSENE	16.77	228	1705894	20.24 PPB		100
76) 3,3'-DICHLOROBENZIDINE	0.00	252	0	N.D.		
77) DI-N-OCTYL PHTHALATE CCC	18.42	149	3350232	19.80 PPB		96
78) BENZO(B)FLOURANTHENE	19.20	252	1645371	21.54 PPB		90
79) BENZO(K)FLUORANTHENE	19.26	252	1458883	18.78 PPB		96
80) BENZO(A)PYRENE CCC	19.96	252	1378987	21.49 PPB		85
81) DIBENZO(A,H)ANTHRACENE	22.61	278	1151386	24.40 PPB		96
82) INDENO(1,2,3-CD)PYRENE	22.56	276	1103851m	23.29 PPB		
83) BENZO(G,H,I)PERYLENE	23.12	276	1178596	24.16 PPB		93

(#) = qualifier out of range (m) = manual integration (+) = signals summed

Quantitation Report (No Status)

Data Path : C:\MSDCHEM\1\DATA\FEB09\021709\
Data File : 02170906.D
Acq On : 17 Feb 2009 2:39 pm
Operator : J. Aquilina
Sample : bna std 20 ppb @08-2
Misc :
ALS Vial : 7 Sample Multiplier: 1

Quant Time: Feb 18 09:51:32 2009
Quant Title :
QLast Update : Wed Feb 18 09:48:17 2009
Response via : Initial Calibration



Quantitation Report (No Status)

Data Path : C:\MSDCHEM\1\DATA\FEB09\021709\
Data File : 02170907.D
Acq On : 17 Feb 2009 3:15 pm
Operator : J. Aquilina
Sample : bna std 40 ppb s08-2
Misc :
ALS Vial : 8 Sample Multiplier: 1

Quant Time: Feb 18 09:51:24 2009
Quant Title :
QLast Update : Wed Feb 18 09:48:17 2009
Response via : Initial Calibration

Internal Standards	R.T.	QIon	Response	Conc Units		Dev(Min)
1) 1,4-DICHLOROBENZENE-d4 INT	6.96	150	2229114	40.00 PPB		-0.06
19) NAPHTHALENE-d8 INT. STD.	8.45	136	4744832	40.00 PPB		-0.03
35) ACENAPHTHENE-d10 INT. STD.	10.55	162	2185926	40.00 PPB		-0.03
54) PHENANTHRENE-d10 INT. STD.	12.32	188	3493012	40.00 PPB		-0.03
67) CHRYSENE-d12 INT. STD.	16.72	240	3298501	40.00 PPB		-0.05
75) PERYLENE-d12 INT. STD.	20.13	264	2589381	40.00 PPB		-0.04
System Monitoring Compounds						
4) 2-FLUOROPHENOL SURR.	5.59	112	4091654	90.98 PPB		-0.06
5) PHENOL-d6 SURR.	6.60	99	4944928	83.50 PPB		-0.03
20) NITROBENZENE-d5 SURR.	7.63	82	3920489	94.28 PPB		-0.03
39) 2-FLUOROBIPHENYL SURR.	9.74	172	5927242	88.59 PPB		-0.03
58) 2,4,6 TRIBROMOPHENOL SURR.	11.52	330	695000	97.04 PPB		-0.03
70) TERPHENYL-d14 SURR.	14.63	244	5218361	89.41 PPB		-0.03
Target Compounds						Qvalue
2) N-NITROSODIMETHYLAMINE	4.18	74	1323048	35.05 PPB		95
3) PYRIDINE	4.17	79	2157556	34.78 PPB		96
6) PHENOL CCC	6.61	94	2122629	30.72 PPB		94
7) aniline	6.63	93	2284652	30.23 PPB	#	72
8) BIS(2-CHLOROETHYL)ETHER	6.70	93	2084655	34.11 PPB		92
9) 2-CHLOROPHENOL	6.76	128	1664572	34.91 PPB		98
10) 1,3 DICHLOROBENZENE	6.92	146	1812668	34.54 PPB		94
11) 1,4 DICHLOROBENZENE CCC	6.98	146	1691207	33.66 PPB		94
12) benzyl alcohol	7.13	79	1492958	33.86 PPB		92
13) 1,2-DICHLOROBENZENE	7.19	146	1690458	33.35 PPB		94
14) 2-METHYLPHENOL	7.27	108	1617838m	33.40 PPB		
15) BIS(2-CHLOROISOPROPYL)ETHE	7.31	45	3067297	29.21 PPB	#	87
16) 4-METHYLPHENOL	7.44	107	2016943	33.12 PPB		97
17) N-NITROSO-DI-N-PROPYLAMINE	7.49	43	1204321	27.94 PPB		94
18) HEXACHLOROETHANE	7.55	117	732176	34.81 PPB		90
21) NITROBENZENE	7.65	77	1621331	34.20 PPB		96
22) ISOPHORONE	7.92	82	3948991	35.02 PPB		99
23) 2,4 DIMETHYLPHENOL	8.04	107	1298921	35.29 PPB		85
24) Benzoic Acid	8.23	105	1099046	43.81 PPB		83
25) 2-NITROPHENOL	8.01	139	1001929	42.73 PPB		95
26) BIS(2-CHLOROETHOXY)METHANE	8.16	93	2158703	35.22 PPB		96
27) 2,4 DICHLOROPHENOL CCC	8.29	162	1199902	39.18 PPB		98
28) 1,2,4 TRICHLOROBENZENE	8.39	180	1287072	37.54 PPB		99
29) NAPHTHALENE	8.47	128	4334576	37.45 PPB		95
30) 4-CHLOROANILINE	8.53	127	1970934	40.22 PPB		97
31) HEXACHLOROBUTADIENE CCC	8.67	225	673876	37.10 PPB		99
32) 4-CHLORO-3-METHYLPHENOL CC	9.09	107	1330195	37.97 PPB	#	80
33) 2-METHYLNAPHTHALENE	9.27	142	3032571	37.92 PPB		94
34) 2-NITROANILINE	10.01	138	1186961	41.80 PPB		91
36) HEXACHLOROCYCLOPENTADIENE	9.55	237	689789	40.72 PPB		99
37) 2,4,6-TRICHLOROPHENOL CCC	9.64	196	835350	38.63 PPB	#	87
38) 2,4,5 TRICHLOROPHENOL	9.68	196	873328	40.26 PPB	#	87
40) 2-CHLORONAPHTHALENE	9.86	162	2468298	37.14 PPB		97
41) DIMETHYLPHTHALATE	10.36	163	3106538	37.18 PPB		97
42) 2,6 DINITROTOLUENE	10.34	165	770399	40.46 PPB		98
43) ACENAPHTHYLENE	10.37	152	4043376	37.21 PPB		95
44) 3-NITROANILINE	10.01	65	929713	39.33 PPB		93
45) ACENAPHTHENE CCC	10.59	153	2410740	35.99 PPB		95
46) 2,4-DINITROPHENOL SPCC	10.63	184	334135	46.72 PPB		95
47) 4-NITROPHENOL SPCC	10.69	65	531683	40.80 PPB	#	52
48) DIBENZOFURAN	10.77	168	3430400	37.90 PPB		81
49) 2,4 DINITROTOLUENE	10.82	165	993785	42.08 PPB	#	71
50) DIETHYLPHTHLATE	11.11	149	3327538	36.29 PPB		99
51) 4-CHLOROPHENYLPHENYL ETHER	11.18	204	1254018	32.10 PPB	#	74

Quantitation Report (No Status)

Data Path : C:\MSDCHEM\1\DATA\FEB09\021709\
Data File : 02170907.D
Acq On : 17 Feb 2009 3:15 pm
Operator : J. Aquilina
Sample : bna std 40 ppb s08-2
Misc :
ALS Vial : 8 Sample Multiplier: 1

Quant Time: Feb 18 09:51:24 2009
Quant Title :
QLast Update : Wed Feb 18 09:48:17 2009
Response via : Initial Calibration

Internal Standards	R.T.	QIon	Response	Conc Units		Dev(Min)
52) FLUORENE	11.19	166	3423284	34.54 PPB		97
53) 4-NITROANILINE	11.26	138	573852	42.69 PPB		88
55) 4,6-DINITRO-2-METHYLPHENOL	11.31	198	513410	44.64 PPB	#	75
56) N-NITROSODIPHENYLAMINE	11.33	168	1372406	37.56 PPB	#	100
57) 1,2 DIPHENYLHYDRAZINE	11.37	77	3527037	32.87 PPB		94
59) 4-BROMOPHENYLPHENYL ETHER	11.76	248	649027	34.87 PPB		98
60) HEXACHLOROBENZENE	11.96	284	702129	36.14 PPB	#	100
61) PENTACHLOROPHENOL CCC	12.16	266	450409	42.68 PPB		95
62) PHENANTHRENE	12.35	178	3308767	35.77 PPB		99
63) ANTHRACENE	12.40	178	3568044	37.27 PPB		100
64) CARBAZOLE	12.59	167	3062799	37.29 PPB		95
65) DI-N-BUTYLPHTHALATE	13.09	149	5974453	36.84 PPB		99
66) FLUORANTHENE CCC	13.98	202	4007275	37.73 PPB		97
68) BENZIDINE	13.28	184	830	No Calib	#	
69) PYRENE	14.34	202	4003892	34.62 PPB		100
71) BUTYLBENZYLPHTHALATE	15.60	149	2728200	38.61 PPB		91
72) BIS(2-ETHYLHEXYL)PHTHALATE	16.94	149	3623487	36.34 PPB		96
73) BENZO(A)ANTHRACENE	16.67	228	3248925	39.11 PPB		100
74) CHRYSENE	16.78	228	2979504	37.09 PPB		100
76) 3,3'-DICHLOROBENZIDINE	16.33	252	706	No Calib	#	
77) DI-N-OCTYL PHTHALATE CCC	18.43	149	6235349	39.04 PPB		98
78) BENZO(B)FLOURANTHENE	19.21	252	2851714	39.56 PPB		84
79) BENZO(K)FLUORANTHENE	19.28	252	2625236m	35.81 PPB		
80) BENZO(A)PYRENE CCC	19.98	252	2400526	39.63 PPB		84
81) DIBENZO(A,H)ANTHRACENE	22.64	278	2035461	45.71 PPB		93
82) INDENO(1,2,3-CD)PYRENE	22.58	276	1989136m	44.47 PPB		
83) BENZO(G,H,I)PERYLENE	23.14	276	2038354	44.27 PPB		92

(#) = qualifier out of range (m) = manual integration (+) = signals summed

Quantitation Report (No Status)

Data Path : C:\MSDCHEM\1\DATA\FEB09\021709\
Data File : 02170907.D
Acq On : 17 Feb 2009 3:15 pm
Operator : J. Aquilina
Sample : bna std 40 ppb s08-2
Misc :
ALS Vial : 8 Sample Multiplier: 1

Quant Time: Feb 18 09:51:24 2009
Quant Title :
QLast Update : Wed Feb 18 09:48:17 2009
Response via : Initial Calibration

Quantitation Report (No Status)

Data Path : C:\MSDCHEM\1\DATA\FEB09\021709\
Data File : 02170908.D
Acq On : 17 Feb 2009 3:51 pm
Operator : J. Aquilina
Sample : bna std 60 ppb s08-2
Misc :
ALS Vial : 9 Sample Multiplier: 1

Quant Time: Feb 18 09:51:26 2009
Quant Title :
QLast Update : Wed Feb 18 09:48:17 2009
Response via : Initial Calibration

Internal Standards	R.T.	QIon	Response	Conc	Units		Dev(Min)
1) 1,4-DICHLOROBENZENE-d4 INT	6.96	150	2299838	40.00	PPB		-0.05
19) NAPHTHALENE-d8 INT. STD.	8.44	136	4620368	40.00	PPB		-0.04
35) ACENAPHTHENE-d10 INT. STD.	10.55	162	2121071	40.00	PPB		-0.03
54) PHENANTHRENE-d10 INT. STD.	12.32	188	3340519	40.00	PPB		-0.03
67) CHRYSENE-d12 INT. STD.	16.74	240	3187296	40.00	PPB		-0.04
75) PERYLENE-d12 INT. STD.	20.14	264	2602315	40.00	PPB		-0.03
System Monitoring Compounds							
4) 2-FLUOROPHENOL SURR.	5.60	112	4017295	86.58	PPB		-0.05
5) PHENOL-d6 SURR.	6.60	99	4708418	77.06	PPB		-0.03
20) NITROBENZENE-d5 SURR.	7.64	82	3804149	93.95	PPB		-0.03
39) 2-FLUOROBIPHENYL SURR.	9.74	172	5762441	88.76	PPB		-0.02
58) 2,4,6 TRIBROMOPHENOL SURR.	11.51	330	690977	100.88	PPB		-0.03
70) TERPHENYL-d14 SURR.	14.63	244	5039611	89.36	PPB		-0.03
Target Compounds							Qvalue
2) N-NITROSODIMETHYLAMINE	4.18	74	1902831	48.86	PPB		96
3) PYRIDINE	4.17	79	3242967	50.67	PPB		97
6) PHENOL CCC	6.61	94	2969334	41.65	PPB		95
7) aniline	6.63	93	3181471	40.80	PPB	#	70
8) BIS(2-CHLOROETHYL)ETHER	6.70	93	3096083	49.10	PPB		96
9) 2-CHLOROPHENOL	6.76	128	2523381	51.30	PPB		99
10) 1,3 DICHLOROBENZENE	6.92	146	2567403	47.42	PPB		94
11) 1,4 DICHLOROBENZENE CCC	6.98	146	2396696	46.24	PPB		93
12) benzyl alcohol	7.14	79	2085456	45.85	PPB		93
13) 1,2-DICHLOROBENZENE	7.20	146	2375004	45.42	PPB		94
14) 2-METHYLPHENOL	7.27	108	2278544m	45.60	PPB		
15) BIS(2-CHLOROISOPROPYL)ETHE	7.31	45	3936147	36.33	PPB	#	89
16) 4-METHYLPHENOL	7.45	107	2803758	44.62	PPB		97
17) N-NITROSO-DI-N-PROPYLAMINE	7.50	43	1734685	39.01	PPB		96
18) HEXACHLOROETHANE	7.54	117	1005502	46.34	PPB		89
21) NITROBENZENE	7.66	77	2335840	50.60	PPB		95
22) ISOPHORONE	7.93	82	5755569	52.42	PPB		99
23) 2,4 DIMETHYLPHENOL	8.05	107	1906748	53.20	PPB		84
24) Benzoic Acid	8.26	105	1699867	69.58	PPB		85
25) 2-NITROPHENOL	8.02	139	1516377	66.41	PPB		98
26) BIS(2-CHLOROETHOXY)METHANE	8.17	93	2973643	49.83	PPB		98
27) 2,4 DICHLOROPHENOL CCC	8.30	162	1792374	60.10	PPB		99
28) 1,2,4 TRICHLOROBENZENE	8.39	180	1810031	54.22	PPB		99
29) NAPHTHALENE	8.46	128	6165795	54.71	PPB		94
30) 4-CHLOROANILINE	8.54	127	2730559	57.22	PPB		96
31) HEXACHLOROBUTADIENE CCC	8.67	225	902059	51.01	PPB		100
32) 4-CHLORO-3-METHYLPHENOL CC	9.10	107	1936783	56.78	PPB	#	79
33) 2-METHYLNAPHTHALENE	9.28	142	4231585	54.33	PPB		93
34) 2-NITROANILINE	10.01	138	1705027	61.67	PPB		89
36) HEXACHLOROCYCLOPENTADIENE	9.54	237	954561	58.07	PPB		98
37) 2,4,6-TRICHLOROPHENOL CCC	9.64	196	1239469	59.07	PPB	#	87
38) 2,4,5 TRICHLOROPHENOL	9.69	196	1205306	56.94	PPB	#	89
40) 2-CHLORONAPHTHALENE	9.87	162	3439142	53.32	PPB		97
41) DIMETHYLPHTHALATE	10.26	163	4562943	56.28	PPB		98
42) 2,6 DINITROTOLUENE	10.35	165	1060250	57.39	PPB		95
43) ACENAPHTHYLENE	10.37	152	5343396	55.42	PPB		96
44) 3-NITROANILINE	10.01	65	1286578	56.09	PPB		91
45) ACENAPHTHENE CCC	10.59	153	3554437	54.69	PPB		98
46) 2,4-DINITROPHENOL SPCC	10.64	184	609382	87.88	PPB		95
47) 4-NITROPHENOL SPCC	10.70	65	834917	66.03	PPB	#	52
48) DIBENZOFURAN	10.78	168	4643063	52.86	PPB		91
49) 2,4 DINITROTOLUENE	10.83	165	1447348	63.16	PPB		76
50) DIETHYLPHTHLATE	11.12	149	4522235	50.83	PPB		100
51) 4-CHLOROPHENYLPHENYL ETHER	11.29	204	1068557	48.94	PPB	#	71

Quantitation Report (No Status)

Data Path : C:\MSDCHEM\1\DATA\FEB09\021709\
Data File : 02170908.D
Acq On : 17 Feb 2009 3:51 pm
Operator : J. Aquilina
Sample : bna std 60 ppb s08-2
Misc :
ALS Vial : 9 Sample Multiplier: 1

Quant Time: Feb 18 09:51:26 2009
Quant Title :
QLast Update : Wed Feb 18 09:48:17 2009
Response via : Initial Calibration

Internal Standards	R.T.	QIon	Response	Conc Units		Dev(Min)
52) FLUORENE	11.20	166	3388594	49.77 PPB		97
53) 4-NITROANILINE	11.28	138	998879	76.57 PPB		91
55) 4,6-DINITRO-2-METHYLPHENOL	11.33	198	814123	74.02 PPB	#	75
56) N-NITROSODIPHENYLAMINE	11.34	168	1854504	53.07 PPB	#	99
57) 1,2 DIPHENYLHYDRAZINE	11.38	77	4687239	45.68 PPB		94
59) 4-BROMOPHENYLPHENYL ETHER	11.77	248	866962	48.71 PPB		97
60) HEXACHLOROBENZENE	11.96	284	980438	52.76 PPB	#	99
61) PENTACHLOROPHENOL CCC	12.17	266	669000	66.29 PPB		96
62) PHENANTHRENE	12.35	178	4920455	55.62 PPB		99
63) ANTHRACENE	12.41	178	5045015	55.11 PPB		99
64) CARBAZOLE	12.60	167	4417034	56.23 PPB		94
65) DI-N-BUTYLPHTHALATE	13.10	149	7870152	50.74 PPB		99
66) FLUORANTHENE CCC	13.99	202	5905463	58.14 PPB		96
68) BENZIDINE	13.27	184	1249	No Calib	#	
69) PYRENE	14.35	202	5827145	52.15 PPB		100
71) BUTYLBENZYLPHTHALATE	15.61	149	3838588	56.23 PPB		91
72) BIS(2-ETHYLHEXYL)PHTHALATE	16.95	149	5085385	52.77 PPB		96
73) BENZO(A)ANTHRACENE	16.69	228	4844975	60.36 PPB		100
74) CHRYSENE	16.80	228	4375975	56.37 PPB		99
76) 3,3'-DICHLOROBENZIDINE	16.32	252	2052	No Calib	#	
77) DI-N-OCTYL PHTHALATE CCC	18.45	149	9110370	56.76 PPB		99
78) BENZO(B)FLOURANTHENE	19.25	252	4795846	66.20 PPB	#	63
79) BENZO(K)FLUORANTHENE	19.31	252	3437855m	46.66 PPB		
80) BENZO(A)PYRENE CCC	20.00	252	3714102	61.02 PPB		84
81) DIBENZO(A,H)ANTHRACENE	22.66	278	3174490	70.93 PPB		94
82) INDENO(1,2,3-CD)PYRENE	22.61	276	3373539m	75.05 PPB		
83) BENZO(G,H,I)PERYLENE	23.17	276	3232737	69.87 PPB		92

(#) = qualifier out of range (m) = manual integration (+) = signals summed

Quantitation Report (No Status)

Data Path : C:\MSDCHEM\1\DATA\FEB09\021709\
Data File : 02170908.D
Acq On : 17 Feb 2009 3:51 pm
Operator : J. Aquilina
Sample : bna std 60 ppb s08-2
Misc :
ALS Vial : 9 Sample Multiplier: 1

Quant Time: Feb 18 09:51:26 2009
Quant Title :
QLast Update : Wed Feb 18 09:48:17 2009
Response via : Initial Calibration



Quantitation Report (No Status)

Data Path : C:\MSDCHEM\1\DATA\FEB09\021709\
Data File : 02170909.D
Acq On : 17 Feb 2009 4:27 pm
Operator : J. Aquilina
Sample : bna std 80 ppb s08-2
Misc :
ALS Vial : 10 Sample Multiplier: 1

Quant Time: Feb 18 09:51:28 2009
Quant Title :
QLast Update : Wed Feb 18 09:48:17 2009
Response via : Initial Calibration

Internal Standards	R.T.	QIon	Response	Conc Units		Dev(Min)
1) 1,4-DICHLOROBENZENE-d4 INT	6.97	150	2269129	40.00 PPB		-0.04
19) NAPHTHALENE-d8 INT. STD.	8.45	136	4096804	40.00 PPB		-0.03
35) ACENAPHTHENE-d10 INT. STD.	10.56	162	1887526	40.00 PPB		-0.02
54) PHENANTHRENE-d10 INT. STD.	12.33	188	3016839	40.00 PPB		-0.02
67) CHRYSENE-d12 INT. STD.	16.74	240	2903593	40.00 PPB		-0.03
75) PERYLENE-d12 INT. STD.	20.15	264	2393709	40.00 PPB		-0.03
System Monitoring Compounds						
4) 2-FLUOROPHENOL SURR.	5.59	112	4051142	88.49 PPB		-0.06
5) PHENOL-d6 SURR.	6.60	99	4512170	74.84 PPB		-0.03
20) NITROBENZENE-d5 SURR.	7.64	82	3683422	102.59 PPB		-0.02
39) 2-FLUOROBIPHENYL SURR.	9.75	172	5502282	95.24 PPB		-0.02
58) 2,4,6 TRIBROMOPHENOL SURR.	11.52	330	659024	106.54 PPB		-0.02
70) TERPHENYL-d14 SURR.	14.63	244	4937140	96.10 PPB		-0.04
Target Compounds						Qvalue
2) N-NITROSODIMETHYLAMINE	4.19	74	2398120	62.41 PPB		96
3) PYRIDINE	4.17	79	4206927	66.62 PPB		97
6) PHENOL CCC	6.62	94	3636776	51.70 PPB		95
7) aniline	6.65	93	4470054	58.10 PPB	#	61
8) BIS(2-CHLOROETHYL)ETHER	6.70	93	3477905	55.90 PPB		90
9) 2-CHLOROPHENOL	6.76	128	3127883	64.45 PPB		99
10) 1,3 DICHLOROBENZENE	6.92	146	3253641	60.91 PPB		94
11) 1,4 DICHLOROBENZENE CCC	6.98	146	3029967	59.25 PPB		94
12) benzyl alcohol	7.14	79	2551114	56.85 PPB		93
13) 1,2-DICHLOROBENZENE	7.19	146	3064554	59.40 PPB		94
14) 2-METHYLPHENOL	7.27	108	2837728m	57.56 PPB		
15) BIS(2-CHLOROISOPROPYL)ETHE	7.31	45	4723314	44.19 PPB	#	92
16) 4-METHYLPHENOL	7.46	107	3692579	59.56 PPB		96
17) N-NITROSO-DI-N-PROPYLAMINE	7.50	43	2009025	45.79 PPB		95
18) HEXACHLOROETHANE	7.55	117	1236940	57.77 PPB		89
21) NITROBENZENE	7.66	77	2827430	69.07 PPB		95
22) ISOPHORONE	7.93	82	6971094	71.60 PPB		98
23) 2,4 DIMETHYLPHENOL	8.06	107	2359914	74.26 PPB		83
24) Benzoic Acid	8.28	105	2254045	104.05 PPB		86
25) 2-NITROPHENOL	8.01	139	1779940	87.92 PPB		98
26) BIS(2-CHLOROETHOXY)METHANE	8.17	93	3465429	65.49 PPB		98
27) 2,4 DICHLOROPHENOL CCC	8.30	162	2107605	79.70 PPB		98
28) 1,2,4 TRICHLOROBENZENE	8.39	180	2143262	72.41 PPB		98
29) NAPHTHALENE	8.47	128	7424165	74.29 PPB		94
30) 4-CHLOROANILINE	8.55	127	3422900	80.90 PPB		95
31) HEXACHLOROBUTADIENE CCC	8.67	225	1072721	68.41 PPB		100
32) 4-CHLORO-3-METHYLPHENOL CC	9.11	107	2286565	75.60 PPB	#	79
33) 2-METHYLNAPHTHALENE	9.28	142	4939651	71.53 PPB		94
34) 2-NITROANILINE	10.03	138	2149678	87.68 PPB		87
36) HEXACHLOROCYCLOPENTADIENE	9.55	237	1150928	78.68 PPB		98
37) 2,4,6-TRICHLOROPHENOL CCC	9.65	196	1442521	77.25 PPB	#	87
38) 2,4,5 TRICHLOROPHENOL	9.69	196	1461134	77.57 PPB	#	89
40) 2-CHLORONAPHTHALENE	9.87	162	4169882	72.64 PPB		97
41) DIMETHYLPHTHALATE	10.28	163	5499118	76.22 PPB		99
42) 2,6 DINITROTOLUENE	10.37	165	1366298	77.03 PPB		91
43) ACENAPHTHYLENE	10.38	152	6700317	71.41 PPB		96
44) 3-NITROANILINE	10.02	65	1595929	78.18 PPB		89
45) ACENAPHTHENE CCC	10.60	153	4171562	72.13 PPB		93
46) 2,4-DINITROPHENOL SPCC	10.65	184	798403	129.28 PPB		95
47) 4-NITROPHENOL SPCC	10.71	65	1016511	90.33 PPB	#	52
48) DIBENZOFURAN	10.78	168	5741835	73.46 PPB		82
49) 2,4 DINITROTOLUENE	10.83	165	1796289	88.09 PPB		77
50) DIETHYLPHTHLATE	11.13	149	5435883	68.65 PPB		100
51) 4-CHLOROPHENYLPHENYL ETHER	11.18	204	1958438	58.03 PPB	#	71

Quantitation Report (No Status)

Data Path : C:\MSDCHEM\1\DATA\FEB09\021709\
Data File : 02170909.D
Acq On : 17 Feb 2009 4:27 pm
Operator : J. Aquilina
Sample : bna std 80 ppb s08-2
Misc :
ALS Vial : 10 Sample Multiplier: 1

Quant Time: Feb 18 09:51:28 2009
Quant Title :
QLast Update : Wed Feb 18 09:48:17 2009
Response via : Initial Calibration

Internal Standards	R.T.	QIon	Response	Conc Units		Dev(Min)
52) FLUORENE	11.21	166	4017286	66.31 PPB		97
53) 4-NITROANILINE	11.29	138	1370959	118.10 PPB		91
55) 4,6-DINITRO-2-METHYLPHENOL	11.34	198	965401	97.19 PPB	#	22
56) N-NITROSODIPHENYLAMINE	11.35	168	2134233	67.63 PPB	#	99
57) 1,2 DIPHENYLHYDRAZINE	11.39	77	5360716	57.85 PPB		95
59) 4-BROMOPHENYLPHENYL ETHER	11.77	248	1018034	63.33 PPB		96
60) HEXACHLOROBENZENE	11.96	284	1139832	67.92 PPB	#	99
61) PENTACHLOROPHENOL CCC	12.17	266	794151	87.13 PPB		97
62) PHENANTHRENE	12.36	178	5893447	73.77 PPB		99
63) ANTHRACENE	12.42	178	5936644	71.80 PPB		99
64) CARBAZOLE	12.61	167	5393841	76.03 PPB		94
65) DI-N-BUTYLPHTHALATE	13.11	149	9349591	66.74 PPB		99
66) FLUORANTHENE CCC	13.99	202	7104655	77.45 PPB		96
68) BENZIDINE	13.27	184	1995	No Calib	#	
69) PYRENE	14.35	202	7091203	69.66 PPB		99
71) BUTYLBENZYLPHTHALATE	15.61	149	4791353	77.04 PPB		90
72) BIS(2-ETHYLHEXYL)PHTHALATE	16.95	149	6213722	70.78 PPB		95
73) BENZO(A)ANTHRACENE	16.70	228	5966461	81.59 PPB		100
74) CHRYSENE	16.81	228	5425174	76.72 PPB		99
76) 3,3'-DICHLOROBENZIDINE	16.00	252	178	No Calib	#	
77) DI-N-OCTYL PHTHALATE CCC	18.45	149	11191372	75.80 PPB		100
78) BENZO(B)FLOURANTHENE	19.27	252	6482723m	97.29 PPB		
79) BENZO(K)FLUORANTHENE	19.33	252	3925208m	57.91 PPB		
80) BENZO(A)PYRENE CCC	20.02	252	4631300	82.72 PPB		84
81) DIBENZO(A,H)ANTHRACENE	22.68	278	4065815	98.76 PPB		94
82) INDENO(1,2,3-CD)PYRENE	22.64	276	4584904m	110.88 PPB		
83) BENZO(G,H,I)PERYLENE	23.19	276	4197475	98.62 PPB		92

(#) = qualifier out of range (m) = manual integration (+) = signals summed

Quantitation Report (No Status)

Data Path : C:\MSDCHEM\1\DATA\FEB09\021709\
Data File : 02170909.D
Acq On : 17 Feb 2009 4:27 pm
Operator : J. Aquilina
Sample : bna std 80 ppb s08-2
Misc :
ALS Vial : 10 Sample Multiplier: 1

Quant Time: Feb 18 09:51:28 2009
Quant Title :
QLast Update : Wed Feb 18 09:48:17 2009
Response via : Initial Calibration

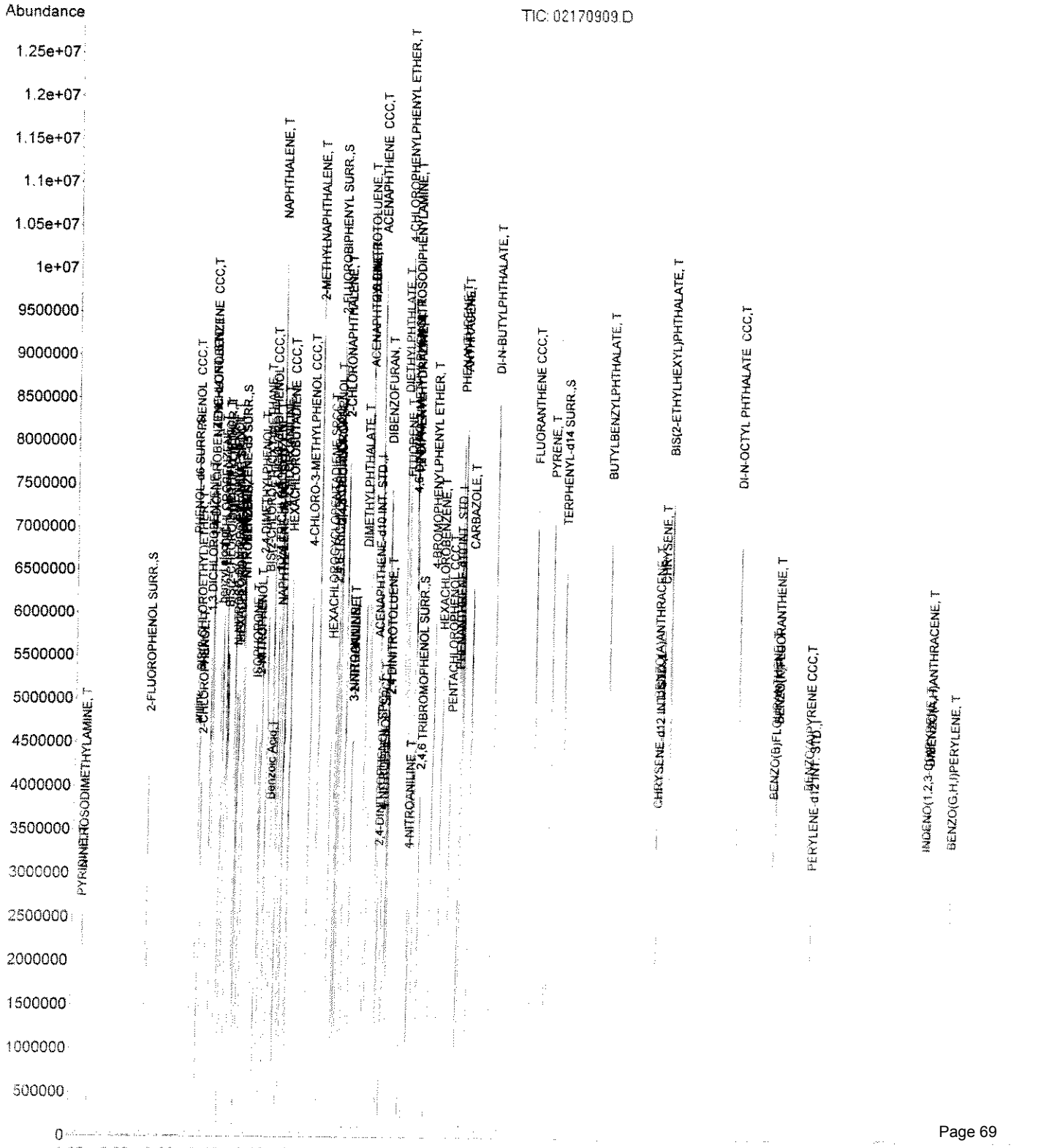

Evaluate Continuing Calibration Report

Data Path : C:\MSDCHEM\1\DATA\FEB09\021709\
Data File : 02170910.D
Acq On : 17 Feb 2009 5:03 pm
Operator : J. Aquilina
Sample : bna std 30 ppb s08-2
Misc :
ALS Vial : 11 Sample Multiplier: 1

Quant Time: Feb 18 09:51:30 2009
Quant Title :
QLast Update : Wed Feb 18 09:48:17 2009
Response via : Initial Calibration

Min. RRF : 0.050 Min. Rel. Area : 50% Max. R.T. Dev 0.50min
Max. RRF Dev : 20% Max. Rel. Area : 150%

		Compound	AvgRF	CCRF	%Dev	Area%	Dev(min)
1	I	1,4-DICHLOROBENZENE-d4 INT.	1.000	1.000	0.0	86	-0.05
2	T	N-NITROSODIMETHYLAMINE	0.668	0.628	6.0	87	-0.06
3	T	PYRIDINE	1.089	1.033	5.1	87	-0.06
4	S	2-FLUOROPHENOL SURR.	0.795	0.804	-1.1	87	-0.06
5	S	PHENOL-d6 SURR.	0.935	0.978	-4.6	92	-0.03
6	T	PHENOL CCC	1.089	1.011	7.2	87	-0.03
7		aniline	1.247	1.087	12.8	86	-0.05
8	T	BIS(2-CHLOROETHYL)ETHER	1.082	0.990	8.5	85	-0.04
9	T	2-CHLOROPHENOL	0.851	0.825	3.1	88	-0.05
10	T	1,3 DICHLOROBENZENE	0.937	0.868	7.4	85	-0.05
11	T	1,4 DICHLOROBENZENE CCC	0.899	0.833	7.3	86	-0.05
12		benzyl alcohol	0.742	0.672	9.4	86	-0.05
13	T	1,2-DICHLOROBENZENE	0.901	0.836	7.2	86	-0.05
14	T	2-METHYLPHENOL	0.831	0.753	9.4	85	-0.05
15	T	BIS(2-CHLOROISOPROPYL)ETHER	1.689	1.489	11.8	84	-0.05
16	T	4-METHYLPHENOL	1.035	0.944	8.8	85	-0.03
17	T	N-NITROSO-DI-N-PROPYLAMINE	0.677	0.609	10.0	83	-0.03
18	T	HEXACHLOROETHANE	0.367	0.346	5.7	88	-0.05
19	I	NAPHTHALENE-d8 INT. STD.	1.000	1.000	0.0	86	-0.04
20	S	NITROBENZENE-d5 SURR.	0.334	0.332	0.6	84	-0.03
21	T	NITROBENZENE	0.377	0.362	4.0	90	-0.03
22	T	ISOPHORONE	0.939	0.828	11.8	84	-0.03
23	T	2,4 DIMETHYLPHENOL	0.311	0.291	6.4	91	-0.04
24	T	Benzoic Acid	0.207	0.228	-10.1	97	0.00
25	T	2-NITROPHENOL	0.215	0.212	1.4	95	-0.05
26	T	BIS(2-CHLOROETHOXY)METHANE	0.508	0.473	6.9	89	-0.04
27	T	2,4 DICHLOROPHENOL CCC	0.270	0.266	1.5	89	-0.04
28	T	1,2,4 TRICHLOROBENZENE	0.301	0.281	6.6	87	-0.05
29	T	NAPHTHALENE	0.979	0.925	5.5	89	-0.04
30	T	4-CHLOROANILINE	0.426	0.412	3.3	89	-0.04
31	T	HEXACHLOROBUTADIENE CCC	0.158	0.145	8.2	86	-0.03
32	T	4-CHLORO-3-METHYLPHENOL CCC	0.302	0.305	-1.0	91	-0.05
33	T	2-METHYLNAPHTHALENE	0.693	0.633	8.7	86	-0.04
34	T	2-NITROANILINE	0.252	0.241	4.4	88	-0.03
35	I	ACENAPHTHENE-d10 INT. STD.	1.000	1.000	0.0	87	-0.03
36	T	HEXACHLOROCYCLOPENTADIENE S	0.319	0.309	3.1	81	-0.04
37	T	2,4,6-TRICHLOROPHENOL CCC	0.405	0.391	3.5	86	-0.04
38	T	2,4,5 TRICHLOROPHENOL	0.417	0.409	1.9	88	-0.04
39	S	2-FLUOROBIPHENYL SURR.	1.095	1.090	0.5	85	-0.03
40	T	2-CHLORONAPHTHALENE	1.248	1.167	6.5	85	-0.04
41	T	DIMETHYLPHTHALATE	1.561	1.502	3.8	90	-0.03
42	T	2,6 DINITROTOLUENE	0.362	0.373	-3.0	90	-0.03
43	T	ACENAPHTHYLENE	2.040	1.965	3.7	90	-0.04
44	T	3-NITROANILINE	0.436	0.414	5.0	83	-0.04
45	T	ACENAPHTHENE CCC	1.216	1.182	2.8	91	-0.04
46	T	2,4-DINITROPHENOL SPCC	0.148	0.164	-10.8	102	-0.04
47	T	4-NITROPHENOL SPCC	0.247	0.249	-0.8	87	-0.03
48	T	DIBENZOFURAN	1.704	1.533	10.0	86	-0.03
49	T	2,4 DINITROTOLUENE	0.467	0.470	-0.6	89	-0.03
50	T	DIETHYLPHTHLATE	1.681	1.605	4.5	87	-0.03
51	T	4-CHLOROPHENYLPHENYL ETHER	0.695	0.623	10.4	87	-0.03
52	T	FLUORENE	1.281	1.193	6.9	87	-0.03
53	T	4-NITROANILINE	0.254	0.238	6.3	110	-0.03

Evaluate Continuing Calibration Report

Data Path : C:\MSDCHEM\1\DATA\FEB09\021709\
Data File : 02170910.D
Acq On : 17 Feb 2009 5:03 pm
Operator : J. Aquilina
Sample : bna std 30 ppb s08-2
Misc :
ALS Vial : 11 Sample Multiplier: 1

Quant Time: Feb 18 09:51:30 2009
Quant Title :
QLast Update : Wed Feb 18 09:48:17 2009
Response via : Initial Calibration

Min. RRF : 0.050 Min. Rel. Area : 50% Max. R.T. Dev 0.50min
Max. RRF Dev : 20% Max. Rel. Area : 150%

		Compound	AvgRF	CCRF	%Dev	Area%	Dev(min)
54	I	PHENANTHRENE-d10 INT. STD.	1.000	1.000	0.0	87	-0.03
55	T	4,6-DINITRO-2-METHYLPHENOL	0.144	0.159	-10.4	95	-0.02
56	T	N-NITROSODIPHENYLAMINE	0.427	0.401	6.1	89	-0.03
57	T	1,2 DIPHENYLHYDRAZINE	1.184	1.051	11.2	85	-0.02
58	S	2,4,6 TRIBROMOPHENOL SURR.	0.080	0.082	-2.5	91	-0.04
59	T	4-BROMOPHENYLPHENYL ETHER	0.216	0.194	10.2	83	-0.04
60	T	HEXACHLOROBENZENE	0.232	0.209	9.9	88	-0.04
61	T	PENTACHLOROPHENOL CCC	0.122	0.135	-10.7	88	-0.04
62	T	PHENANTHRENE	1.078	0.984	8.7	87	-0.04
63	T	ANTHRACENE	1.137	1.081	4.9	89	-0.03
64	T	CARBAZOLE	1.022	0.892	12.7	101	-0.04
65	T	DI-N-BUTYLPHTHALATE	1.893	1.705	9.9	84	-0.03
66	T	FLUORANTHENE CCC	1.323	1.183	10.6	85	-0.05
67	I	CHRYSENE-d12 INT. STD.	1.000	1.000	0.0	86	-0.04
68	T	BENZIDINE	0.000	0.000#	0.0	68	-0.34
69	T	PYRENE	1.384	1.237	10.6	86	-0.04
70	S	TERPHENYL-d14 SURR.	0.626	0.615	1.8	86	-0.04
71	T	BUTYLBENZYLPHTHALATE	0.877	0.829	5.5	86	-0.04
72	T	BIS(2-ETHYLHEXYL)PHTHALATE	1.234	1.131	8.3	86	-0.06
73	T	BENZO(A)ANTHRACENE	1.083	1.000	7.7	86	-0.04
74	T	CHRYSENE	1.015	0.932	8.2	87	-0.03
75	I	PERYLENE-d12 INT. STD.	1.000	1.000	0.0	82	-0.04
76	T	3,3'-DICHLOROBENZIDINE	0.000	0.000#	0.0	0#	-16.08#
77	T	DI-N-OCTYL PHTHALATE CCC	2.422	2.406	0.7	83	-0.05
78	T	BENZO(B)FLOURANTHENE	1.197	1.096	8.4	77	-0.05
79	T	BENZO(K)FLUORANTHENE	1.097	1.022	6.8	82	-0.04
80	T	BENZO(A)PYRENE CCC	1.001	0.934	6.7	79	-0.04
81	T	DIBENZO(A,H)ANTHRACENE	0.825	0.785	4.8	76	-0.04
82	T	INDENO(1,2,3-CD)PYRENE	0.815	0.790	3.1	74	-0.04
83	T	BENZO(G,H,I)PERYLENE	0.866	0.806	6.9	75	-0.04

(#) = Out of Range SPCC's out = 0 CCC's out = 0

Quantitation Report (No Status)

Data Path : C:\MSDCHEM\1\DATA\FEB09\021709\
Data File : 02170910.D
Acq On : 17 Feb 2009 5:03 pm
Operator : J. Aquilina
Sample : bna std 30 ppb s08-2
Misc :
ALS Vial : 11 Sample Multiplier: 1

Quant Time: Feb 18 09:51:30 2009
Quant Title :
QLast Update : Wed Feb 18 09:48:17 2009
Response via : Initial Calibration

Internal Standards	R.T.	QIon	Response	Conc Units		Dev(Min)
1) 1,4-DICHLOROBENZENE-d4 INT	6.97	150	2223964	40.00 PPB		-0.05
19) NAPHTHALENE-d8 INT. STD.	8.44	136	4984854	40.00 PPB		-0.04
35) ACENAPHTHENE-d10 INT. STD.	10.55	162	2288864	40.00 PPB		-0.03
54) PHENANTHRENE-d10 INT. STD.	12.32	188	3706265	40.00 PPB		-0.03
67) CHRYSENE-d12 INT. STD.	16.73	240	3560318	40.00 PPB		-0.04
75) PERYLENE-d12 INT. STD.	20.14	264	2810630	40.00 PPB		-0.04
System Monitoring Compounds						
4) 2-FLUOROPHENOL SURR.	5.59	112	4470907	101.10 PPB		-0.06
5) PHENOL-d6 SURR.	6.60	99	5439120	104.62 PPB		-0.03
20) NITROBENZENE-d5 SURR.	7.63	82	4140459	99.36 PPB		-0.03
39) 2-FLUOROBIPHENYL SURR.	9.73	172	6238332	99.56 PPB		-0.03
58) 2,4,6 TRIBROMOPHENOL SURR.	11.51	330	763883	103.13 PPB		-0.04
70) TERPHENYL-d14 SURR.	14.63	244	5475562	98.34 PPB		-0.04
Target Compounds						Qvalue
2) N-NITROSODIMETHYLAMINE	4.18	74	1047410	28.19 PPB		95
3) PYRIDINE	4.17	79	1723241	28.46 PPB		97
6) PHENOL CCC	6.61	94	1686229	27.86 PPB		91
7) aniline	6.63	93	1813744	26.17 PPB	#	75
8) BIS(2-CHLOROETHYL)ETHER	6.70	93	1652079	27.46 PPB		92
9) 2-CHLOROPHENOL	6.76	128	1376277	29.08 PPB		97
10) 1,3 DICHLOROBENZENE	6.92	146	1446970	27.78 PPB		94
11) 1,4 DICHLOROBENZENE CCC	6.98	146	1389527	27.80 PPB		94
12) benzyl alcohol	7.13	79	1121364	27.17 PPB		91
13) 1,2-DICHLOROBENZENE	7.20	146	1394083	27.82 PPB		94
14) 2-METHYLPHENOL	7.27	108	1256084m	27.19 PPB		
15) BIS(2-CHLOROISOPROPYL)ETHE	7.30	45	2484443	26.46 PPB	#	87
16) 4-METHYLPHENOL	7.44	107	1574604	27.36 PPB		98
17) N-NITROSO-DI-N-PROPYLAMINE	7.48	43	1016079	26.99 PPB		95
18) HEXACHLOROETHANE	7.55	117	576307	28.23 PPB		89
21) NITROBENZENE	7.65	77	1353955	28.83 PPB		96
22) ISOPHORONE	7.92	82	3097322	26.47 PPB		99
23) 2,4 DIMETHYLPHENOL	8.04	107	1088482	38.06 PPB		86
24) Benzoic Acid	8.21	105	651862	33.06 PPB		83
25) 2-NITROPHENOL	8.01	139	791045	39.47 PPB		95
26) BIS(2-CHLOROETHOXY)METHANE	8.16	93	1769473	27.94 PPB		96
27) 2,4 DICHLOROPHENOL CCC	8.28	162	994137	29.50 PPB		97
28) 1,2,4 TRICHLOROBENZENE	8.39	180	1049500	27.98 PPB		99
29) NAPHTHALENE	8.47	128	3460100	28.37 PPB		94
30) 4-CHLOROANILINE	8.53	127	1540265	29.03 PPB		98
31) HEXACHLOROBUTADIENE CCC	8.67	225	541515	27.55 PPB		99
32) 4-CHLORO-3-METHYLPHENOL CC	9.09	107	1142061	30.32 PPB		81
33) 2-METHYLNAPHTHALENE	9.27	142	2367536	27.41 PPB		93
34) 2-NITROANILINE	10.01	138	899680	28.69 PPB		92
36) HEXACHLOROCYCLOPENTADIENE	9.54	237	531014	29.11 PPB		98
37) 2,4,6-TRICHLOROPHENOL CCC	9.63	196	671581	38.96 PPB	#	87
38) 2,4,5 TRICHLOROPHENOL	9.68	196	702399	39.46 PPB	#	88
40) 2-CHLORONAPHTHALENE	9.86	162	2003287	28.05 PPB		98
41) DIMETHYLPHTHALATE	10.26	163	2578945	28.88 PPB		97
42) 2,6 DINITROTOLUENE	10.35	165	639516	30.88 PPB		97
43) ACENAPHTHYLENE	10.36	152	3373365	28.90 PPB		93
44) 3-NITROANILINE	10.00	65	710450	28.47 PPB		94
45) ACENAPHTHENE CCC	10.59	153	2029435	29.16 PPB		95
46) 2,4-DINITROPHENOL SPCC	10.62	184	281883	33.23 PPB		92
47) 4-NITROPHENOL SPCC	10.69	65	427522	30.30 PPB	#	51
48) DIBENZOFURAN	10.78	168	2631160	28.99 PPB		80
49) 2,4 DINITROTOLUENE	10.81	165	806256	30.14 PPB	#	74
50) DIETHYLPHTHLATE	11.10	149	2754863	28.62 PPB		92
51) 4-CHLOROPHENYLPHENYL ETHER	11.14	204	1069995	26.90 PPB	#	73

Quantitation Report (No Status)

Data Path : C:\MSDCHEM\1\DATA\FEB09\021709\
Data File : 02170910.D
Acq On : 17 Feb 2009 5:03 pm
Operator : J. Aquilina
Sample : bna std 30 ppb s08-2
Misc :
ALS Vial : 11 Sample Multiplier: 1

Quant Time: Feb 18 09:51:30 2009
Quant Title :
QLast Update : Wed Feb 18 09:48:17 2009
Response via : Initial Calibration

Internal Standards	R.T.	QIon	Response	Conc Units		Dev(Min)
52) FLUORENE	11.19	166	2048282	27.95 PPB		98
53) 4-NITROANILINE	11.25	138	408525	28.11 PPB		88
55) 4,6-DINITRO-2-METHYLPHENOL	11.31	198	442334	33.11 PPB	#	76
56) N-NITROSODIPHENYLAMINE	11.34	168	1113814	28.18 PPB	#	99
57) 1,2 DIPHENYLHYDRAZINE	11.37	77	2921890	26.63 PPB		94
59) 4-BROMOPHENYLPHENYL ETHER	11.76	248	538052	26.92 PPB		97
60) HEXACHLOROBENZENE	11.95	284	581893	27.06 PPB	#	99
61) PENTACHLOROPHENOL CCC	12.16	266	374797	33.12 PPB		96
62) PHENANTHRENE	12.34	178	2735133	27.38 PPB		99
63) ANTHRACENE	12.40	178	3005484	28.52 PPB		100
64) CARBAZOLE	12.58	167	2479108	26.18 PPB		95
65) DI-N-BUTYLPHTHALATE	13.09	149	4740146	27.03 PPB		100
66) FLUORANTHENE CCC	13.97	202	3287645	26.82 PPB		96
68) BENZIDINE	13.27	184	744	No Calib	#	
69) PYRENE	14.34	202	3301826	26.80 PPB		100
71) BUTYLBENZYLPHTHALATE	15.60	149	2213892	28.38 PPB		93
72) BIS(2-ETHYLHEXYL)PHTHALATE	16.93	149	3021065	27.51 PPB		96
73) BENZO(A)ANTHRACENE	16.67	228	2669248	27.69 PPB		100
74) CHRYSENE	16.78	228	2489510	27.56 PPB		100
76) 3,3'-DICHLOROBENZIDINE	0.00	252	0	N.D.		
77) DI-N-OCTYL PHTHALATE CCC	18.43	149	5071886	29.81 PPB		98
78) BENZO(B)FLOURANTHENE	19.21	252	2311123	27.49 PPB		84
79) BENZO(K)FLUORANTHENE	19.27	252	2154728m	27.96 PPB		
80) BENZO(A)PYRENE CCC	19.98	252	1968888	28.00 PPB		84
81) DIBENZO(A,H)ANTHRACENE	22.63	278	1654077	28.53 PPB		93
82) INDENO(1,2,3-CD)PYRENE	22.57	276	1665894m	29.10 PPB		
83) BENZO(G,H,I)PERYLENE	23.13	276	1698939	27.93 PPB		93

(#) = qualifier out of range (m) = manual integration (+) = signals summed

Quantitation Report (No Status)

Data Path : C:\MSDCHEM\1\DATA\FEB09\021709\
Data File : 02170910.D
Acq On : 17 Feb 2009 5:03 pm
Operator : J. Aquilina
Sample : bna std 30 ppb s08-2
Misc :
ALS Vial : 11 Sample Multiplier: 1

Quant Time: Feb 18 09:51:30 2009
Quant Title :
QLast Update : Wed Feb 18 09:48:17 2009
Response via : Initial Calibration

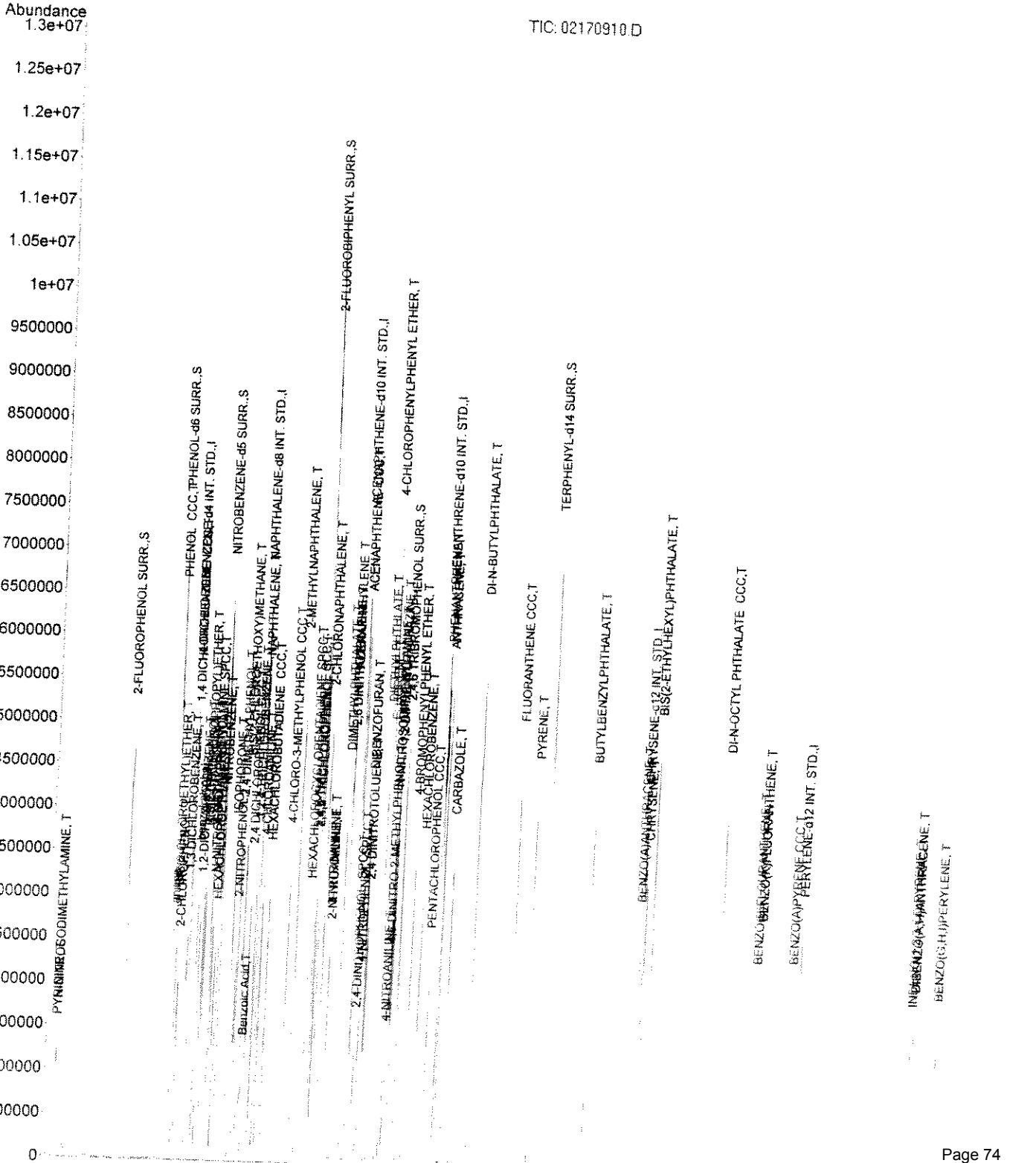

Data Path : C:\MSDCHEM\1\DATA\FEB09\021709\
Data File : 02170911.D
Acq On : 17 Feb 2009 5:38 pm
Operator : J. Aquilina
Sample : bna qc std 30 ppb cc08-2
Misc :
ALS Vial : 12 Sample Multiplier: 1

Quant Time: Feb 18 09:51:32 2009
Quant Title :
QLast Update : Wed Feb 18 09:48:17 2009
Response via : Initial Calibration

Internal Standards	R.T.	QIon	Response	Conc Units		Dev(Min)
1) 1,4-DICHLOROBENZENE-d4 INT	6.96	150	2267647	40.00 PPB		-0.05
19) NAPHTHALENE-d8 INT. STD.	8.44	136	5291563	40.00 PPB		-0.04
35) ACENAPHTHENE-d10 INT. STD.	10.55	162	2416277	40.00 PPB		-0.03
54) PHENANTHRENE-d10 INT. STD.	12.31	188	3916338	40.00 PPB		-0.04
67) CHRYSENE-d12 INT. STD.	16.72	240	3714352	40.00 PPB		-0.05
75) PERYLENE-d12 INT. STD.	20.13	264	3041573	40.00 PPB		-0.04
System Monitoring Compounds						
4) 2-FLUOROPHENOL SURR.	5.59	112	4358992	96.67 PPB		-0.06
5) PHENOL-d6 SURR.	6.60	99	5156626	97.27 PPB		-0.03
20) NITROBENZENE-d5 SURR.	7.62	82	4001614	90.46 PPB		-0.04
39) 2-FLUOROBIPHENYL SURR.	9.73	172	6395486	96.68 PPB		-0.03
58) 2,4,6 TRIBROMOPHENOL SURR.	11.51	330	778982	99.53 PPB		-0.03
70) TERPHENYL-d14 SURR.	14.63	244	5649209	97.25 PPB		-0.04
Target Compounds						Qvalue
2) N-NITROSODIMETHYLAMINE	4.18	74	1038368	27.40 PPB		95
3) PYRIDINE	4.17	79	1681636	27.24 PPB		97
6) PHENOL CCC	6.61	94	1661959	26.93 PPB		91
7) aniline	6.63	93	1900687	26.90 PPB	#	70
8) BIS(2-CHLOROETHYL)ETHER	6.69	93	1599517	26.07 PPB		92
9) 2-CHLOROPHENOL	6.76	128	1421902	29.47 PPB		98
10) 1,3 DICHLOROBENZENE	6.91	146	1402968	26.42 PPB		94
11) 1,4 DICHLOROBENZENE CCC	6.97	146	1387091	27.22 PPB		93
12) benzyl alcohol	7.13	79	1328873	31.57 PPB		92
13) 1,2-DICHLOROBENZENE	7.19	146	1312970	25.70 PPB		94
14) 2-METHYLPHENOL	7.26	108	1275386m	27.07 PPB		
15) BIS(2-CHLOROISOPROPYL)ETHE	7.30	45	2337809	24.42 PPB	#	86
16) 4-METHYLPHENOL	7.44	107	1553988	26.48 PPB		97
17) N-NITROSO-DI-N-PROPYLAMINE	7.48	43	984146	25.63 PPB		94
18) HEXACHLOROETHANE	7.54	117	555564	26.69 PPB		90
21) NITROBENZENE	7.64	77	1325935	26.60 PPB		96
22) ISOPHORONE	7.91	82	2992399	24.09 PPB		99
23) 2,4 DIMETHYLPHENOL	8.04	107	1202128	29.19 PPB		86
24) Benzoic Acid	8.21	105	913954	33.41 PPB		84
25) 2-NITROPHENOL	8.00	139	852078	29.90 PPB		95
26) BIS(2-CHLOROETHOXY)METHANE	8.15	93	1732119	25.76 PPB		96
27) 2,4 DICHLOROPHENOL CCC	8.28	162	1051215	29.39 PPB		98
28) 1,2,4 TRICHLOROBENZENE	8.38	180	1021509	25.66 PPB		99
29) NAPHTHALENE	8.46	128	3528944	27.26 PPB		94
30) 4-CHLOROANILINE	8.53	127	1810643	32.15 PPB		97
31) HEXACHLOROBUTADIENE CCC	8.67	225	514219	24.65 PPB		99
32) 4-CHLORO-3-METHYLPHENOL CC	9.09	107	1158652	28.98 PPB	#	81
33) 2-METHYLNAPHTHALENE	9.28	142	2938284	32.05 PPB		93
34) 2-NITROANILINE	10.00	138	1168680	35.11 PPB		90
36) HEXACHLOROCYCLOPENTADIENE	9.54	237	486833	25.28 PPB		99
37) 2,4,6-TRICHLOROPHENOL CCC	9.63	196	723541	29.56 PPB	#	86
38) 2,4,5 TRICHLOROPHENOL	9.69	196	726783	28.87 PPB	#	87
40) 2-CHLORONAPHTHALENE	9.86	162	2007314	26.62 PPB		98
41) DIMETHYLPHTHALATE	10.26	163	2608245	27.67 PPB		97
42) 2,6 DINITROTOLUENE	10.34	165	633968	29.00 PPB		96
43) ACENAPHTHYLENE	10.36	152	3459662	28.08 PPB		94
44) 3-NITROANILINE	10.00	65	916815	34.80 PPB		92
45) ACENAPHTHENE CCC	10.53	153	2112163	28.75 PPB		95
46) 2,4-DINITROPHENOL SPCC	10.62	184	988362	36.00 PPB		82
47) 4-NITROPHENOL SPCC	10.69	65	464449	31.08 PPB	#	61
48) DIBENZOFURAN	10.78	168	3352789	32.58 PPB		61
49) 2,4 DINITROTOLUENE	10.81	165	804923	28.51 PPB	#	69
50) DIETHYLPHTHLATE	11.11	149	2742654	27.00 PPB		99
51) 4-CHLOROPHENYLPHENYL ETHER	11.17	204	1056041	35.17 PPB	#	73

Quantitation Report (No Status)

Data Path : C:\MSDCHEM\1\DATA\FEB09\021709\
Data File : 02170911.D
Acq On : 17 Feb 2009 5:38 pm
Operator : J. Aquilina
Sample : bna qc std 30 ppb cc08-2
Misc :
ALS Vial : 12 Sample Multiplier: 1

Quant Time: Feb 18 09:51:32 2009
Quant Title :
QLast Update : Wed Feb 18 09:48:17 2009
Response via : Initial Calibration

Internal Standards	R.T.	QIon	Response	Conc Units		Dev(Min)
52) FLUORENE	11.18	166	2136988	27.62 PPB		97
53) 4-NITROANILINE	11.25	138	585806	38.18 PPB		91
55) 4,6-DINITRO-2-METHYLPHENOL	11.31	198	498929	35.34 PPB	#	75
56) N-NITROSODIPHENYLAMINE	11.33	168	1027143	24.59 PPB	#	99
57) 1,2 DIPHENYLHYDRAZINE	11.37	77	2897363	24.99 PPB		79
59) 4-BROMOPHENYLPHENYL ETHER	11.76	248	557717	26.41 PPB		98
60) HEXACHLOROBENZENE	11.96	284	601619	26.48 PPB	#	100
61) PENTACHLOROPHENOL CCC	12.16	266	410400	34.32 PPB		96
62) PHENANTHRENE	12.34	178	2992112	28.35 PPB		99
63) ANTHRACENE	12.40	178	3105661	27.89 PPB		99
64) CARBAZOLE	12.58	167	2417911	24.16 PPB		95
65) DI-N-BUTYLPHTHALATE	13.09	149	4891898	26.40 PPB		100
66) FLUORANTHENE CCC	13.98	202	3508977	27.09 PPB		97
68) BENZIDINE	13.33	184	176	No Calib	#	
69) PYRENE	14.33	202	3560001	27.70 PPB		99
71) BUTYLBENZYLPHTHALATE	15.60	149	2262146	27.79 PPB		93
72) BIS(2-ETHYLHEXYL)PHTHALATE	16.94	149	3112026	27.16 PPB		96
73) BENZO(A)ANTHRACENE	16.66	228	3987247	29.70 PPB		99
74) CHRYSENE	16.78	228	2672285	28.36 PPB		100
76) 3,3'-DICHLOROBENZIDINE	15.80	252	430	No Calib	#	
77) DI-N-OCTYL PHTHALATE CCC	18.43	149	5201473	28.25 PPB		98
78) BENZO(B)FLOURANTHENE	19.21	252	2479638	27.25 PPB		84
79) BENZO(K)FLUORANTHENE	19.28	252	2428823m	29.12 PPB		
80) BENZO(A)PYRENE CCC	19.97	252	2254341	29.62 PPB		84
81) DIBENZO(A,H)ANTHRACENE	22.62	278	1859106	29.63 PPB		92
82) INDENO(1,2,3-CD)PYRENE	22.57	276	1926926m	31.10 PPB		
83) BENZO(G,H,I)PERYLENE	23.13	276	1877413	28.52 PPB		93

(#) = qualifier out of range (m) = manual integration (+) = signals summed

Quantitation Report (No Status)

Data Path : C:\MSDCHEM\1\DATA\FEB09\021709\
Data File : 02170911.D
Acq On : 17 Feb 2009 5:38 pm
Operator : J. Aquilina
Sample : bna qc std 30 ppb cc08-2
Misc :
ALS Vial : 12 Sample Multiplier: 1

Quant Time: Feb 18 09:51:32 2009
Quant Title :
QLast Update : Wed Feb 18 09:48:17 2009
Response via : Initial Calibration



021709.M Wed Feb 18 09:51:33 2009 J

Quantitation Report (No Status)

Data Path : C:\MSDCHEM\1\DATA\FEB09\021709\
Data File : 02170912.D
Acq On : 17 Feb 2009 6:13 pm
Operator : J. Aquilina
Sample : bz std 30 ppb s08-2
Misc :
ALS Vial : 13 Sample Multiplier: 1

Quant Time: Feb 18 09:52:05 2009
Quant Title :
QLast Update : Wed Feb 18 09:51:01 2009
Response via : Initial Calibration

Internal Standards	R.T.	QIon	Response	Conc Units	Dev(Min)
1) 1,4-DICHLOROBENZENE-d4 INT	6.94	150	1998141	40.00 PPB	0.00
2) NAPHTHALENE-d8 INT. STD.	8.43	136	4908340	40.00 PPB	0.00
4) ACENAPHTHENE-d10 INT. STD.	10.54	162	2374850	40.00 PPB	0.00
6) PHENANTHRENE-d10 INT. STD.	12.31	188	3750750	40.00 PPB	0.01
7) CHRYSENE-d12 INT. STD.	16.71	240	3631828	40.00 PPB	0.02
10) PERYLENE-d12 INT. STD.	20.11	264	3027775	40.00 PPB	0.01
System Monitoring Compounds					
3) NITROBENZENE-d5 SURR.	7.62	82	3944877	95.59 PPB	0.01
5) 2-FLUOROBIPHENYL SURR.	9.73	172	6264543	91.24 PPB	0.00
9) TERPHENYL-d14 SURR.	14.62	244	5405648	86.95 PPB	0.00
Target Compounds					Qvalue
8) BENZIDINE	14.16	184	2089595	32.08 PPB	95
11) 3,3'-DICHLOROBENZIDINE	16.65	252	1009869	29.13 PPB	99

(#) = qualifier out of range (m) = manual integration (+) = signals summed

Quantitation Report (No Status)

Data Path : C:\MSDCHEM\1\DATA\FEB09\021709\
Data File : 02170912.D
Acq On : 17 Feb 2009 6:13 pm
Operator : J. Aquilina
Sample : bz std 30 ppb s08-2
Misc :
ALS Vial : 13 Sample Multiplier: 1

Quant Time: Feb 18 09:52:05 2009
Quant Title :
QLast Update : Wed Feb 18 09:51:01 2009
Response via : Initial Calibration

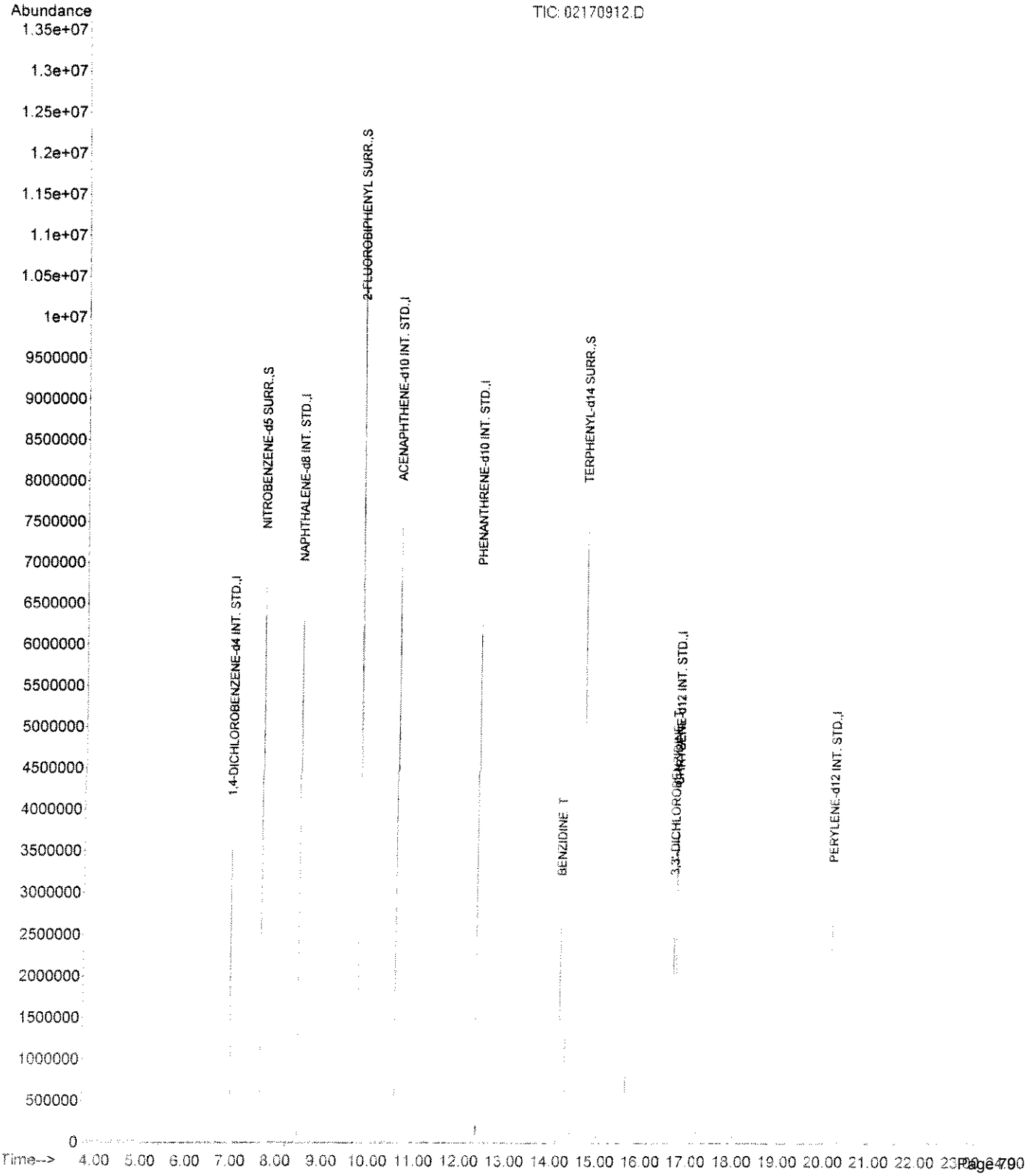

Quantitation Report (No Status)

Data Path : C:\MSDCHEM\1\DATA\FEB09\021709\
Data File : 02170913.D
Acq On : 17 Feb 2009 6:48 pm
Operator : J. Aquilina
Sample : bz std 10 ppb s08-2
Misc :
ALS Vial : 14 Sample Multiplier: 1

Quant Time: Feb 18 09:52:06 2009
Quant Title :
QLast Update : Wed Feb 18 09:51:01 2009
Response via : Initial Calibration

Internal Standards	R.T.	QIon	Response	Conc Units	Dev(Min)
1) 1,4-DICHLOROBENZENE-d4 INT	6.94	150	2029336	40.00 PPB	0.00
2) NAPHTHALENE-d8 INT. STD.	8.42	136	5298701	40.00 PPB	0.00
4) ACENAPHTHENE-d10 INT. STD.	10.53	162	2376343	40.00 PPB	0.00
6) PHENANTHRENE-d10 INT. STD.	12.30	188	3980821	40.00 PPB	0.00
7) CHRYSENE-d12 INT. STD.	16.70	240	3751774	40.00 PPB	0.01
10) PERYLENE-d12 INT. STD.	20.11	264	3086971	40.00 PPB	0.02
System Monitoring Compounds					
3) NITROBENZENE-d5 SURR.	7.62	82	3949225	88.65 PPB	0.01
5) 2-FLUOROBIPHENYL SURR.	9.73	172	6443597	93.79 PPB	0.01
9) TERPHENYL-d14 SURR.	14.62	244	5579902	86.88 PPB	0.00
Target Compounds					Qvalue
8) BENZIDINE	14.15	184	597871	8.89 PPB	92
11) 3,3'-DICHLOROBENZIDINE	16.63	252	334814	9.47 PPB	99

(#) = qualifier out of range (m) = manual integration (+) = signals summed

Quantitation Report (No Status)

Data Path : C:\MSDCHEM\1\DATA\FEB09\021709\
Data File : 02170913.D
Acq On : 17 Feb 2009 6:48 pm
Operator : J. Aquilina
Sample : bz std 10 ppb s08-2
Misc :
ALS Vial : 14 Sample Multiplier: 1

Quant Time: Feb 18 09:52:06 2009
Quant Title :
QLast Update : Wed Feb 18 09:51:01 2009
Response via : Initial Calibration

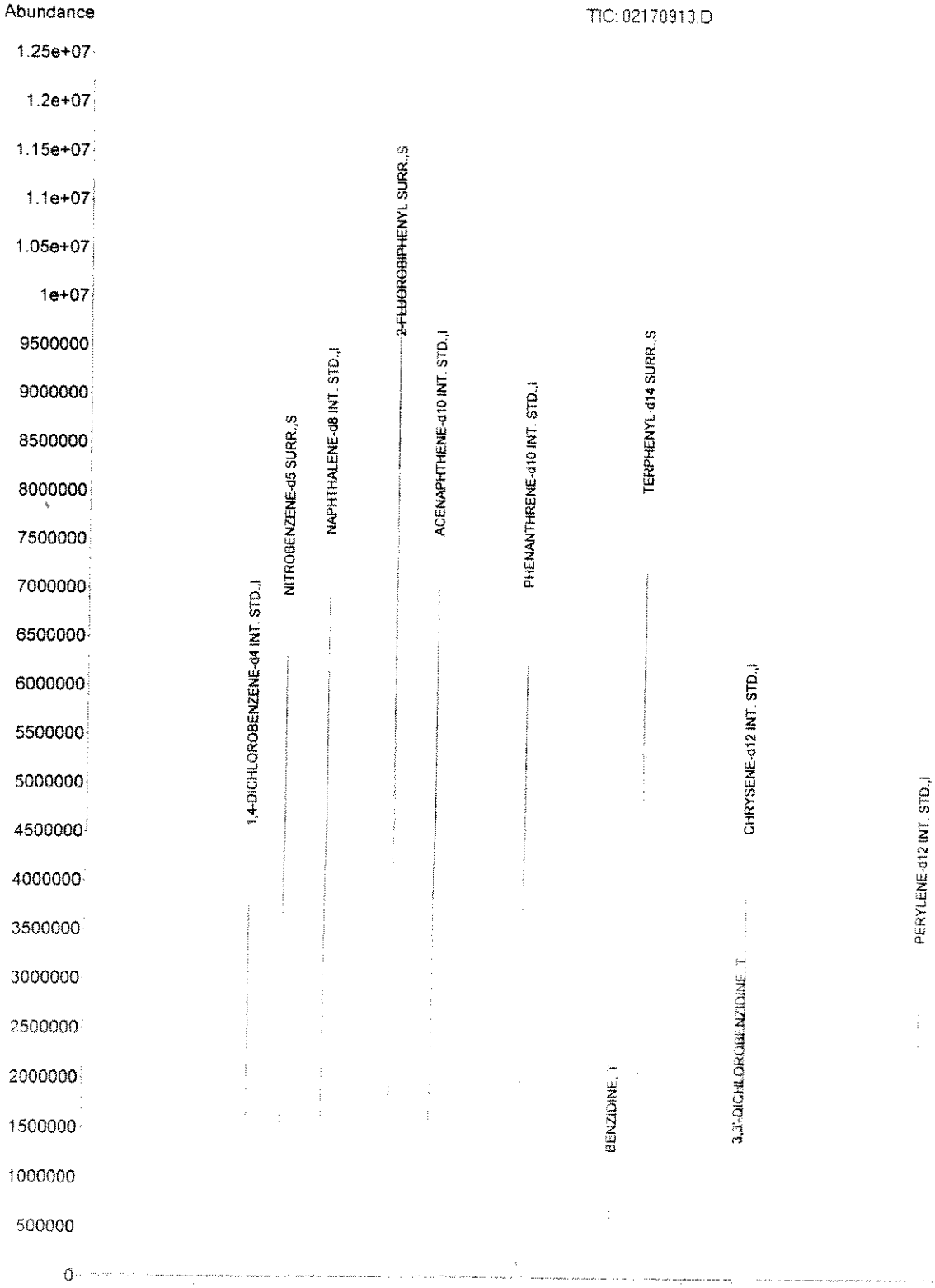

Quantitation Report (No Status)

Data Path : C:\MSDCHEM\1\DATA\FEB09\021709\
Data File : 02170914.D
Acq On : 17 Feb 2009 7:23 pm
Operator : J. Aquilina
Sample : bz std 20 ppb s08-2
Misc :
ALS Vial : 15 Sample Multiplier: 1

Quant Time: Feb 18 09:52:07 2009
Quant Title :
QLast Update : Wed Feb 18 09:51:01 2009
Response via : Initial Calibration

Internal Standards	R.T.	QIon	Response	Conc Units	Dev(Min)
1) 1,4-DICHLOROBENZENE-d4 INT	6.94	150	1927119	40.00 PPB	0.00
2) NAPHTHALENE-d8 INT. STD.	8.43	136	4871876	40.00 PPB	0.00
4) ACENAPHTHENE-d10 INT. STD.	10.54	162	2333849	40.00 PPB	0.00
6) PHENANTHRENE-d10 INT. STD.	12.30	188	3661231	40.00 PPB	0.00
7) CHRYSENE-d12 INT. STD.	16.70	240	3576655	40.00 PPB	0.00
10) PERYLENE-d12 INT. STD.	20.10	264	2974816	40.00 PPB	0.00
System Monitoring Compounds					
3) NITROBENZENE-d5 SURR.	7.61	82	3779860	92.28 PPB	0.01
5) 2-FLUOROBIPHENYL SURR.	9.73	172	6300541	93.38 PPB	0.00
9) TERPHENYL-d14 SURR.	14.62	244	5340510	87.23 PPB	0.00
Target Compounds					Qvalue
8) BENZIDINE	14.16	184	1267620	19.76 PPB	93
11) 3,3'-DICHLOROBENZIDINE	16.64	252	626236	18.38 PPB	100

(#) = qualifier out of range (m) = manual integration (+) = signals summed

Quantitation Report (No Status)

Data Path : C:\MSDCHEM\1\DATA\FEB09\021709\
Data File : 02170914.D
Acq On : 17 Feb 2009 7:23 pm
Operator : J. Aquilina
Sample : bz std 20 ppb s08-2
Misc :
ALS Vial : 15 Sample Multiplier: 1

Quant Time: Feb 18 09:52:07 2009
Quant Title :
QLast Update : Wed Feb 18 09:51:01 2009
Response via : Initial Calibration

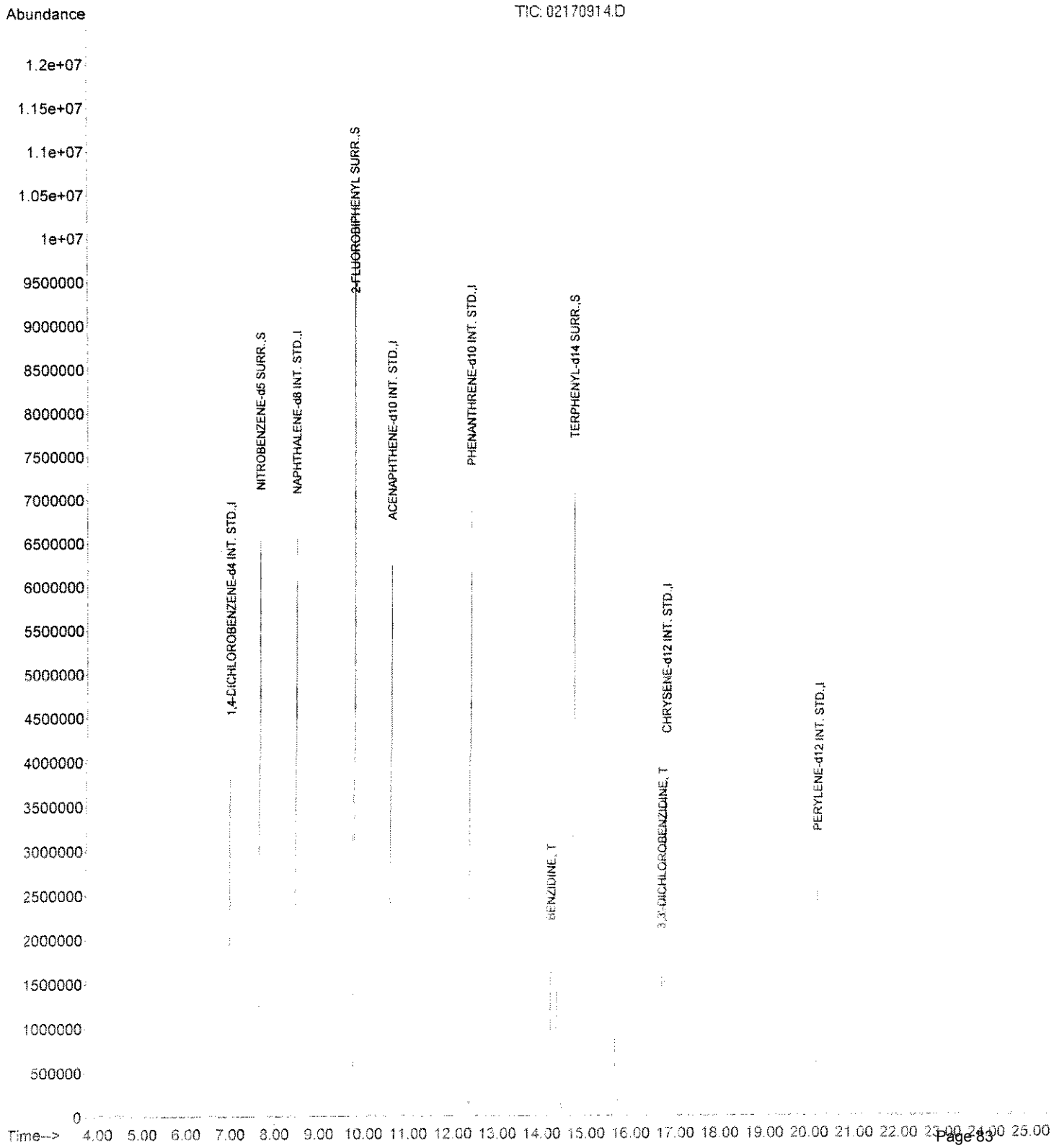

Quantitation Report (No Status)

Data Path : C:\MSDCHEM\1\DATA\FEB09\021709\
Data File : 02170915.D
Acq On : 17 Feb 2009 7:58 pm
Operator : J. Aquilina
Sample : bz std 50 ppb s08-2
Misc :
ALS Vial : 16 Sample Multiplier: 1

Quant Time: Feb 18 09:52:08 2009
Quant Title :
QLast Update : Wed Feb 18 09:51:01 2009
Response via : Initial Calibration

Internal Standards	R.T.	QIon	Response	Conc	Units	Dev(Min)
1) 1,4-DICHLOROBENZENE-d4 INT	6.95	150	2072863	40.00	PPB	0.00
2) NAPHTHALENE-d8 INT. STD.	8.42	136	5576011	40.00	PPB	0.00
4) ACENAPHTHENE-d10 INT. STD.	10.54	162	2591049	40.00	PPB	0.00
6) PHENANTHRENE-d10 INT. STD.	12.31	188	4145645	40.00	PPB	0.01
7) CHRYSENE-d12 INT. STD.	16.71	240	3912080	40.00	PPB	0.02
10) PERYLENE-d12 INT. STD.	20.10	264	3162364	40.00	PPB	0.00
System Monitoring Compounds						
3) NITROBENZENE-d5 SURR.	7.62	82	4084037	87.11	PPB	0.01
5) 2-FLUOROBIPHENYL SURR.	9.72	172	6930667	92.52	PPB	0.00
9) TERPHENYL-d14 SURR.	14.63	244	5753011	85.91	PPB	0.00
Target Compounds						Qvalue
8) BENZIDINE	14.17	184	3955933	56.39	PPB	96
11) 3,3'-DICHLOROBENZIDINE	16.66	252	1646974	45.48	PPB	99

(#) = qualifier out of range (m) = manual integration (+) = signals summed

Quantitation Report (No Status)

Data Path : C:\MSDCHEM\1\DATA\FEB09\021709\
Data File : 02170915.D
Acq On : 17 Feb 2009 7:58 pm
Operator : J. Aquilina
Sample : bz std 50 ppb s08-2
Misc :
ALS Vial : 16 Sample Multiplier: 1

Quant Time: Feb 18 09:52:08 2009
Quant Title :
QLast Update : Wed Feb 18 09:51:01 2009
Response via : Initial Calibration



Quantitation Report (No Status)

Data Path : C:\MSDCHEM\1\DATA\FEB09\021709\
Data File : 02170916.D
Acq On : 17 Feb 2009 8:32 pm
Operator : J. Aquilina
Sample : bz std 80 ppb s08-2
Misc :
ALS Vial : 17 Sample Multiplier: 1

Quant Time: Feb 18 09:52:09 2009
Quant Title :
QLast Update : Wed Feb 18 09:51:01 2009
Response via : Initial Calibration

Internal Standards	R.T.	QIon	Response	Conc	Units	Dev(Min)
1) 1,4-DICHLOROBENZENE-d4 INT	6.95	150	2085494	40.00	PPB	0.00
2) NAPHTHALENE-d8 INT. STD.	8.42	136	5545761	40.00	PPB	0.00
4) ACENAPHTHENE-d10 INT. STD.	10.53	162	2524305	40.00	PPB	0.00
6) PHENANTHRENE-d10 INT. STD.	12.30	188	3894656	40.00	PPB	0.00
7) CHRYSENE-d12 INT. STD.	16.71	240	3592066	40.00	PPB	0.02
10) PERYLENE-d12 INT. STD.	20.10	264	3123912	40.00	PPB	0.00
System Monitoring Compounds						
3) NITROBENZENE-d5 SURR.	7.61	82	3977823	85.31	PPB	0.00
5) 2-FLUOROBIPHENYL SURR.	9.73	172	6462400	88.55	PPB	0.00
9) TERPHENYL-d14 SURR.	14.62	244	5493745	89.34	PPB	0.00
Target Compounds						Qvalue
8) BENZIDINE	14.17	184	5964610	92.59	PPB	97
11) 3,3'-DICHLOROBENZIDINE	16.67	252	2308961	64.55	PPB	99

(#) = qualifier out of range (m) = manual integration (+) = signals summed

Quantitation Report (No Status)

Data Path : C:\MSDCHEM\1\DATA\FEB09\021709\
Data File : 02170916.D
Acq On : 17 Feb 2009 8:32 pm
Operator : J. Aquilina
Sample : bz std 80 ppb s08-2
Misc :
ALS Vial : 17 Sample Multiplier: 1

Quant Time: Feb 18 09:52:09 2009
Quant Title :
QLast Update : Wed Feb 18 09:51:01 2009
Response via : Initial Calibration

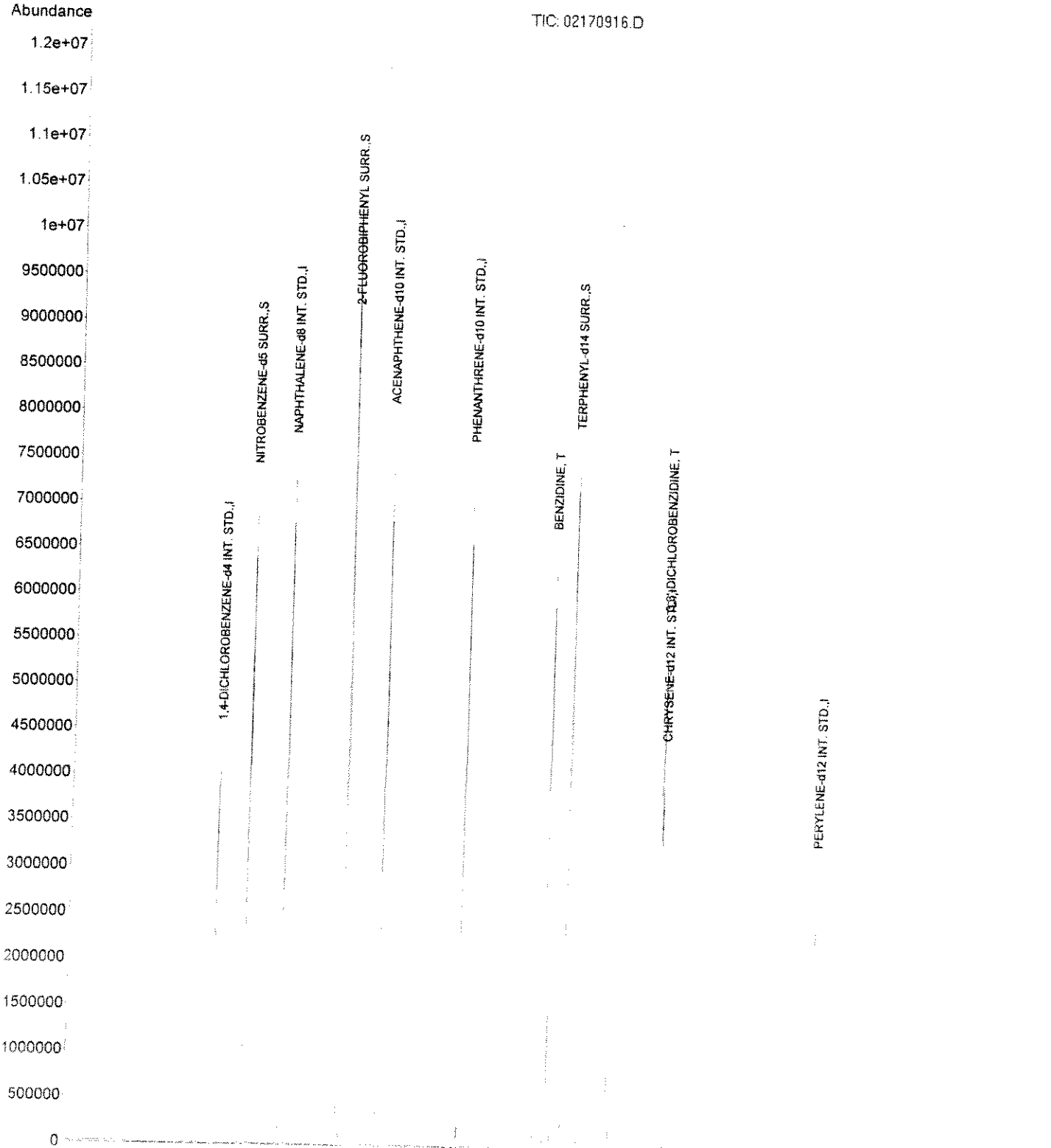

2Z021709.M Wed Feb 18 09:52:09 2009 J

Evaluate Continuing Calibration Report

Data Path : C:\MSDCHEM\1\DATA\FEB09\021709\
Data File : 02170917.D
Acq On : 17 Feb 2009 9:06 pm
Operator : J. Aquilina
Sample : bz std 30 ppb s08-2
Misc :
ALS Vial : 13 Sample Multiplier: 1

Quant Time: Feb 18 09:52:10 2009
Quant Title :
QLast Update : Wed Feb 18 09:51:01 2009
Response via : Initial Calibration

Min. RRF : 0.050 Min. Rel. Area : 50% Max. R.T. Dev 0.50min
Max. RRF Dev : 20% Max. Rel. Area : 150%

		Compound	AvgRF	CCRF	%Dev	Area%	Dev(min)
1	I	1,4-DICHLOROBENZENE-d4 INT.	1.000	1.000	0.0	108	0.00
2	I	NAPHTHALENE-d8 INT. STD.	1.000	1.000	0.0	110	0.00
3	S	NITROBENZENE-d5 SURR.	0.302	0.309	-2.3	106	0.00
4	I	ACENAPHTHENE-d10 INT. STD.	1.000	1.000	0.0	108	0.00
5	S	2-FLUOROBIPHENYL SURR.	1.063	1.057	0.6	109	0.00
6	I	PHENANTHRENE-d10 INT. STD.	1.000	1.000	0.0	108	0.00
7	I	CHRYSENE-d12 INT. STD.	1.000	1.000	0.0	105	0.02
8	T	BENZIDINE	0.751	0.821	-9.3	113	0.00
9	S	TERPHENYL-d14 SURR.	0.598	0.606	-1.3	107	0.00
10	I	PERYLENE-d12 INT. STD.	1.000	1.000	0.0	104	0.00
11	T	3,3'-DICHLOROBENZIDINE	0.417	0.439	-5.3	103	0.00

(#) = Out of Range SPCC's out = 0 CCC's out = 0

Data Path : C:\MSDCHEM\1\DATA\FEB09\021709\
Data File : 02170917.D
Acq On : 17 Feb 2009 9:06 pm
Operator : J. Aquilina
Sample : bz std 30 ppb s08-2
Misc :
ALS Vial : 13 Sample Multiplier: 1

Quant Time: Feb 18 09:52:10 2009
Quant Title :
QLast Update : Wed Feb 18 09:51:01 2009
Response via : Initial Calibration

Internal Standards	R.T.	QIon	Response	Conc	Units	Dev(Min)
1) 1,4-DICHLOROBENZENE-d4 INT	6.94	150	2151650	40.00	PPB	0.00
2) NAPHTHALENE-d8 INT. STD.	8.43	136	5411986	40.00	PPB	0.00
4) ACENAPHTHENE-d10 INT. STD.	10.53	162	2572688	40.00	PPB	0.00
6) PHENANTHRENE-d10 INT. STD.	12.30	188	4058336	40.00	PPB	0.00
7) CHRYSENE-d12 INT. STD.	16.70	240	3825182	40.00	PPB	0.02
10) PERYLENE-d12 INT. STD.	20.10	264	3158960	40.00	PPB	0.00
System Monitoring Compounds						
3) NITROBENZENE-d5 SURR.	7.61	82	4174144	102.17	PPB	0.00
5) 2-FLUOROBIPHENYL SURR.	9.72	172	6798607	99.47	PPB	0.00
9) TERPHENYL-d14 SURR.	14.62	244	5795572	101.43	PPB	0.00
Target Compounds						Qvalue
8) BENZIDINE	14.16	184	2354556	32.81	PPB	95
11) 3,3'-DICHLOROBENZIDINE	16.65	252	1040813	31.59	PPB	99

(#) = qualifier out of range (m) = manual integration (+) = signals summed

Data Path : C:\MSDCHEM\1\DATA\FEB09\021709\
Data File : 02170917.D
Acq On : 17 Feb 2009 9:06 pm
Operator : J. Aquilina
Sample : bz std 30 ppb s08-2
Misc :
ALS Vial : 13 Sample Multiplier: 1

Quant Time: Feb 18 09:52:10 2009
Quant Title :
QLast Update : Wed Feb 18 09:51:01 2009
Response via : Initial Calibration

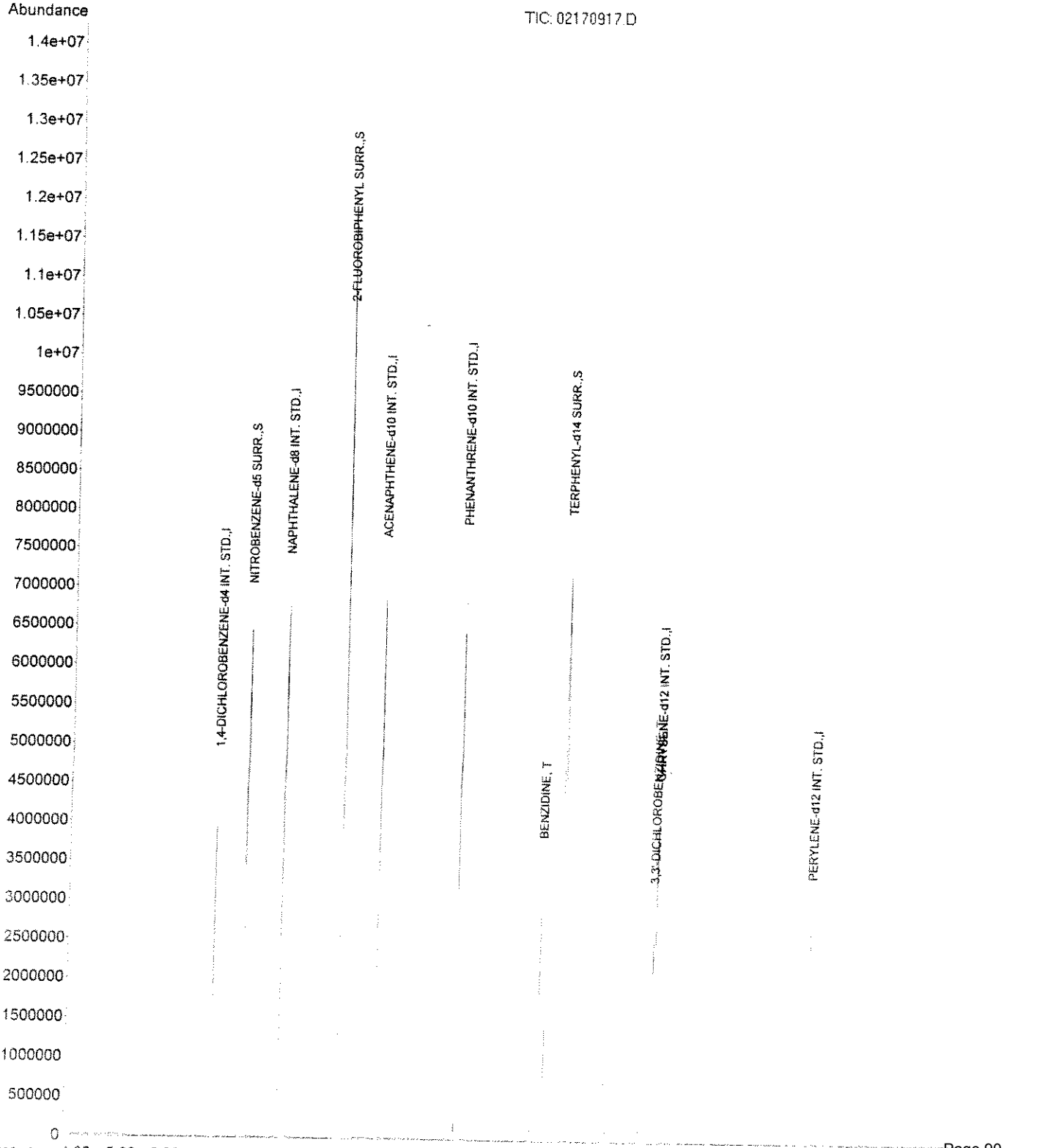

Quantitation Report (No Status)

Data Path : C:\MSDCHEM\1\DATA\FEB09\021709\
Data File : 02170918.D
Acq On : 17 Feb 2009 9:41 pm
Operator : J. Aquilina
Sample : bz qc std 30 ppb cc08-2
Misc :
ALS Vial : 18 Sample Multiplier: 1

Quant Time: Feb 18 09:52:11 2009
Quant Title :
QLast Update : Wed Feb 18 09:51:01 2009
Response via : Initial Calibration

Internal Standards	R.T.	QIon	Response	Conc Units	Dev(Min)
1) 1.4-DICHLOROBENZENE-d4 INT	6.94	150	2011997	40.00 PPB	0.00
2) NAPHTHALENE-d8 INT. STD.	8.42	136	4846748	40.00 PPB	0.00
4) ACENAPHTHENE-d10 INT. STD.	10.53	162	2346604	40.00 PPB	0.00
6) PHENANTHRENE-d10 INT. STD.	12.31	188	3746620	40.00 PPB	0.01
7) CHRYSENE-d12 INT. STD.	16.70	240	3440611	40.00 PPB	0.01
10) PERYLENE-d12 INT. STD.	20.10	264	2653047	40.00 PPB	0.00
System Monitoring Compounds					
3) NITROBENZENE-d5 SURR.	7.61	82	4157412	113.62 PPB	0.00
5) 2-FLUOROBIPHENYL SURR.	9.72	172	6404402	102.73 PPB	0.00
9) TERPHENYL-d14 SURR.	14.62	244	5424563	105.55 PPB	0.00
Target Compounds					Qvalue
8) BENZIDINE	14.15	184	2147140	33.26 PPB	93
11) 3.3'-DICHLOROBENZIDINE	16.65	252	936913	33.86 PPB	100

(#) = qualifier out of range (m) = manual integration (+) = signals summed

Quantitation Report (No Status)

Data Path : C:\MSDCHEM\1\DATA\FEB09\021709\
Data File : 02170918.D
Acq On : 17 Feb 2009 9:41 pm
Operator : J. Aquilina
Sample : bz qc std 30 ppb cc08-2
Misc :
ALS Vial : 18 Sample Multiplier: 1

Quant Time: Feb 18 09:52:11 2009
Quant Title :
QLast Update : Wed Feb 18 09:51:01 2009
Response via : Initial Calibration

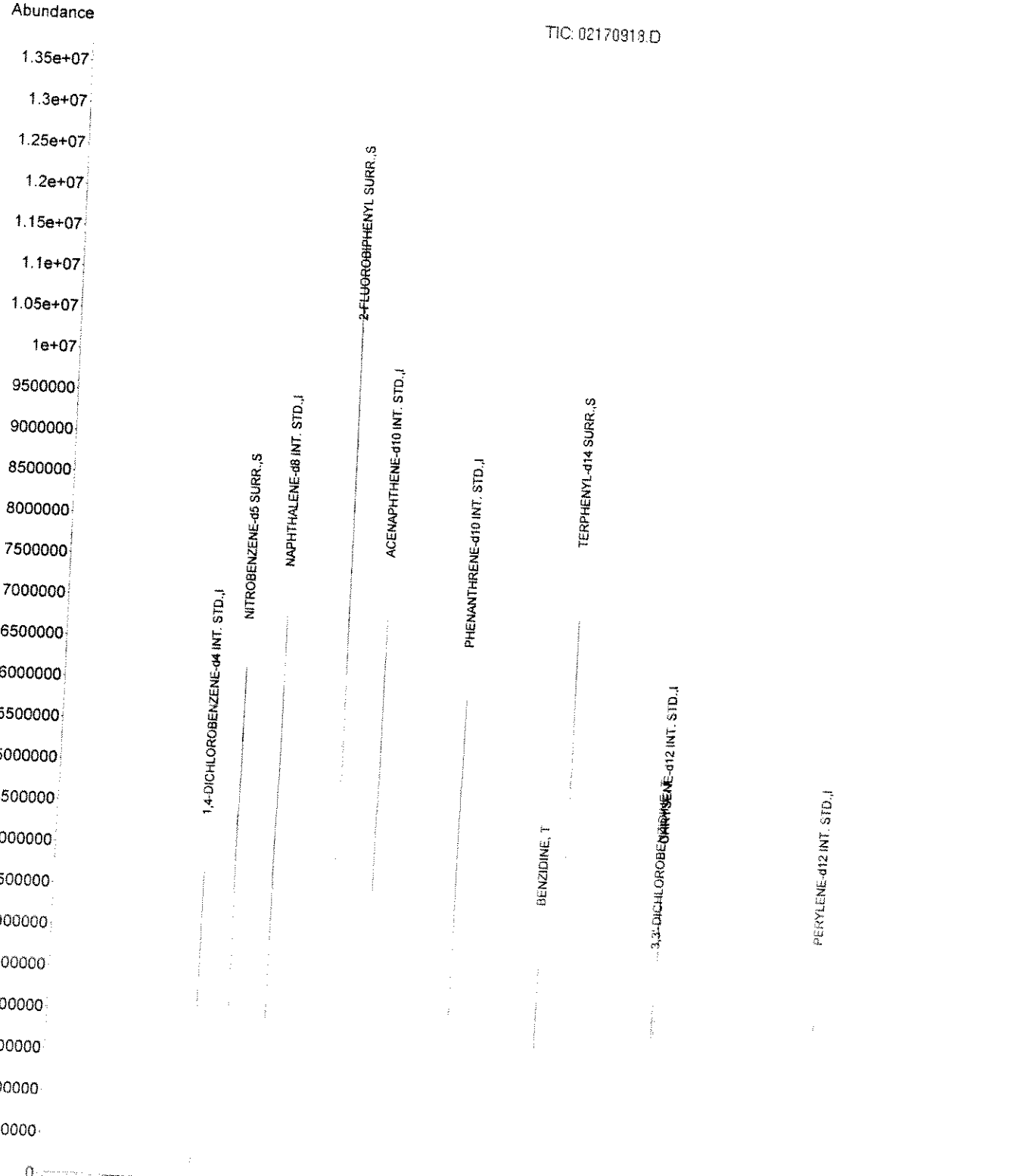

Data Path : C:\MSDChem\1\DATA\mar09\030909\
Data File : 03090901.D
Acq On : 9 Mar 2009 10:26 am
Operator : J. Aquilina
Sample : dftpp 50 ng on column
Misc :
ALS Vial : 2 Sample Multiplier: 1

CHROMATOGRAMS

Integration File: rteint.p

Method : C:\MSDCHEM\1\METHODS\G3021709.M
Title : BASE/NEUTRALS & ACID EXTRACTABLES
Last Update : Wed Feb 18 09:48:17 2009

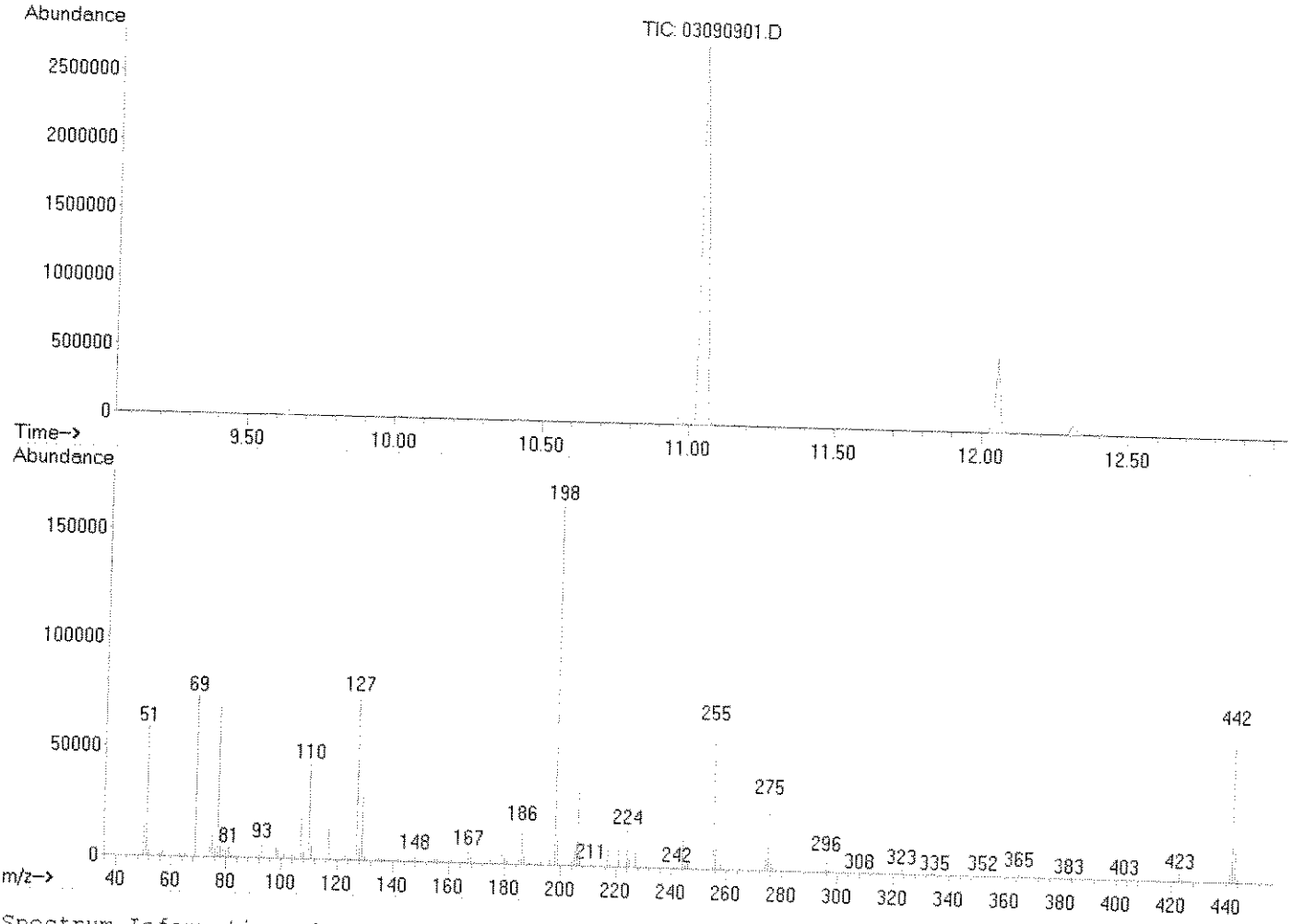

Spectrum Information: Average of 11.024 to 11.069 min.

Target Mass	Rel. to Mass	Lower Limit%	Upper Limit%	Rel. Abn%	Raw Abn	Result Pass/Fail
51	198	30	60	35.2	59140	PASS
68	69	0.00	2	0.0	0	PASS
69	198	0.00	100	43.8	73514	PASS
70	69	0.00	2	0.4	264	PASS
127	198	40	60	44.9	75312	PASS
197	198	0.00	1	0.0	0	PASS
198	198	100	100	100.0	167884	PASS
199	198	5	9	6.7	11252	PASS
275	198	10	30	19.6	32877	PASS
365	198	1	100	1.7	2834	PASS
441	443	0.01	100	76.3	10373	PASS
442	198	40	100	41.9	70384	PASS
443	442	17	23	19.3	13595	PASS

Evaluate Continuing Calibration Report

Data Path : C:\MSDChem\1\DATA\mar09\030909\
Data File : 03090902.D
Acq On : 9 Mar 2009 10:53 am
Operator : J. Aquilina
Sample : bna std 30 ppb s08-2
Misc :
ALS Vial : 3 Sample Multiplier: 1

Quant Time: Mar 10 12:32:33 2009
Quant Title :
QLast Update : Wed Feb 18 09:48:17 2009
Response via : Initial Calibration

Min. RRF : 0.050 Min. Rel. Area : 50% Max. R.T. Dev 0.50min
Max. RRF Dev : 20% Max. Rel. Area : 150%

		Compound	AvgRF	CCRF	%Dev	Area%	Dev(min)
1	I	1,4-DICHLOROBENZENE-d4 INT.	1.000	1.000	0.0	79	-0.03
2	T	N-NITROSODIMETHYLAMINE	0.668	0.607	9.1	77	-0.03
3	T	PYRIDINE	1.089	1.041	4.4	80	-0.03
4	S	2-FLUOROPHENOL SURR.	0.795	0.778	2.1	77	-0.03
5	S	PHENOL-d6 SURR.	0.935	0.956	-2.2	82	-0.02
6	T	PHENOL CCC	1.089	1.022	6.2	81	-0.02
7		aniline	1.247	1.058	15.2	77	-0.02
8	T	BIS(2-CHLOROETHYL)ETHER	1.082	1.044	3.5	82	-0.02
9	T	2-CHLOROPHENOL	0.851	0.778	8.6	76	-0.02
10	T	1,3 DICHLOROBENZENE	0.937	0.859	8.3	77	-0.03
11	T	1,4 DICHLOROBENZENE CCC	0.899	0.849	5.6	81	-0.03
12		benzyl alcohol	0.742	0.675	9.0	79	-0.03
13	T	1,2-DICHLOROBENZENE	0.901	0.834	7.4	79	-0.03
14	T	2-METHYLPHENOL	0.831	0.748	10.0	77	-0.03
15	T	BIS(2-CHLOROISOPROPYL)ETHER	1.689	1.570	7.0	81	-0.03
16	T	4-METHYLPHENOL	1.035	0.919	11.2	76	-0.03
17	T	N-NITROSO-DI-N-PROPYLAMINE	0.677	0.646	4.6	81	-0.03
18	T	HEXACHLOROETHANE	0.367	0.338	7.9	79	-0.03
19	I	NAPHTHALENE-d8 INT. STD.	1.000	1.000	0.0	85	-0.03
20	S	NITROBENZENE-d5 SURR.	0.334	0.314	6.0	79	-0.02
21	T	NITROBENZENE	0.377	0.333	11.7	82	-0.03
22	T	ISOPHORONE	0.939	0.798	15.0	80	-0.03
23	T	2,4 DIMETHYLPHENOL	0.311	0.262	15.8	81	-0.02
24	T	Benzoic Acid	0.207	0.176	15.0	75	0.00
25	T	2-NITROPHENOL	0.215	0.199	7.4	88	-0.03
26	T	BIS(2-CHLOROETHOXY)METHANE	0.508	0.451	11.2	84	-0.03
27	T	2,4 DICHLOROPHENOL CCC	0.270	0.252	6.7	83	-0.03
28	T	1,2,4 TRICHLOROBENZENE	0.301	0.276	8.3	85	-0.03
29	T	NAPHTHALENE	0.979	0.859	12.3	82	-0.03
30	T	4-CHLOROANILINE	0.426	0.359	15.7	77	-0.02
31	T	HEXACHLOROBUTADIENE CCC	0.158	0.146	7.6	86	-0.02
32	T	4-CHLORO-3-METHYLPHENOL CCC	0.302	0.277	8.3	82	-0.03
33	T	2-METHYLNAPHTHALENE	0.693	0.631	8.9	85	-0.02
34	T	2-NITROANILINE	0.252	0.234	7.1	85	-0.03
35	I	ACENAPHTHENE-d10 INT. STD.	1.000	1.000	0.0	90	-0.02
36	T	HEXACHLOROCYCLOPENTADIENE S	0.319	0.296	7.2	80	-0.02
37	T	2,4,6-TRICHLOROPHENOL CCC	0.405	0.418	-3.2	95	-0.02
38	T	2,4,5 TRICHLOROPHENOL	0.417	0.397	4.8	88	-0.02
39	S	2-FLUOROBIPHENYL SURR.	1.095	1.122	-2.5	91	-0.02
40	T	2-CHLORONAPHTHALENE	1.248	1.176	5.8	88	-0.02
41	T	DIMETHYLPHTHALATE	1.561	1.422	8.9	88	-0.01
42	T	2,6 DINITROTOLUENE	0.362	0.376	-3.9	93	-0.02
43	T	ACENAPHTHYLENE	2.040	1.898	7.0	89	-0.02
44	T	3-NITROANILINE	0.436	0.396	9.2	82	-0.03
45	T	ACENAPHTHENE CCC	1.216	1.092	10.2	87	-0.03
46	T	2,4-DINITROPHENOL SPCC	0.148	0.144	2.7	93	-0.02
47	T	4-NITROPHENOL SPCC	0.247	0.212	14.2	77	-0.02
48	T	DIBENZOFURAN	1.704	1.550	9.0	89	-0.02
49	T	2,4 DINITROTOLUENE	0.467	0.455	2.6	89	-0.02
50	T	DIETHYLPHTHLATE	1.681	1.548	7.9	86	-0.02
51	T	4-CHLOROPHENYLPHENYL ETHER	0.695	0.644	7.3	93	-0.03
52	T	FLUORENE	1.281	1.183	7.7	89	-0.03
53	T	4-NITROANILINE	0.254	0.190	25.2#	98	-0.02

:021709.M Tue Mar 10 12:32:36 2009 J

Evaluate Continuing Calibration Report

Data Path : C:\MSDChem\1\DATA\mar09\030909\
Data File : 03090902.D
Acq On : 9 Mar 2009 10:53 am
Operator : J. Aquilina
Sample : bna std 30 ppb s08-2
Misc :
ALS Vial : 3 Sample Multiplier: 1

Quant Time: Mar 10 12:32:33 2009
Quant Title :
QLast Update : Wed Feb 18 09:48:17 2009
Response via : Initial Calibration

Min. RRF : 0.050 Min. Rel. Area : 50% Max. R.T. Dev 0.50min
Max. RRF Dev : 20% Max. Rel. Area : 150%

		Compound	AvgRF	CCRF	%Dev	Area%	Dev(min)
54	I	PHENANTHRENE-d10 INT. STD.	1.000	1.000	0.0	89	-0.03
55	T	4,6-DINITRO-2-METHYLPHENOL	0.144	0.149	-3.5	91	-0.02
56	T	N-NITROSODIPHENYLAMINE	0.427	0.399	6.6	90	-0.02
57	T	1,2 DIPHENYLHYDRAZINE	1.184	0.992	16.2	82	-0.02
58	S	2,4,6 TRIBROMOPHENOL SURR.	0.080	0.084	-5.0	94	-0.03
59	T	4-BROMOPHENYLPHENYL ETHER	0.216	0.208	3.7	91	-0.03
60	T	HEXACHLOROBENZENE	0.232	0.229	1.3	98	-0.03
61	T	PENTACHLOROPHENOL CCC	0.122	0.140	-14.8	93	-0.02
62	T	PHENANTHRENE	1.078	0.974	9.6	88	-0.03
63	T	ANTHRACENE	1.137	1.047	7.9	88	-0.01
64	T	CARBAZOLE	1.022	0.898	12.1	103	-0.02
65	T	DI-N-BUTYLPHTHALATE	1.893	1.685	11.0	85	-0.02
66	T	FLUORANTHENE CCC	1.323	1.218	7.9	89	-0.03
67	I	CHRYSENE-d12 INT. STD.	1.000	1.000	0.0	80	-0.04
68	T	BENZIDINE	0.000	0.000#	0.0	20#	-0.27
69	T	PYRENE	1.384	1.347	2.7	86	-0.03
70	S	TERPHENYL-d14 SURR.	0.626	0.678	-8.3	87	-0.03
71	T	BUTYLBENZYLPHTHALATE	0.877	0.812	7.4	78	-0.03
72	T	BIS(2-ETHYLHEXYL)PHTHALATE	1.234	1.141	7.5	80	-0.04
73	T	BENZO(A)ANTHRACENE	1.083	0.996	8.0	79	-0.03
74	T	CHRYSENE	1.015	0.939	7.5	80	-0.03
75	I	PERYLENE-d12 INT. STD.	1.000	1.000	0.0	71	-0.04
76	T	3,3'-DICHLOROBENZIDINE	0.000	0.000#	0.0	0#	-16.08#
77	T	DI-N-OCTYL PHTHALATE CCC	2.422	2.471	-2.0	74	-0.04
78	T	BENZO(B)FLOURANTHENE	1.197	1.101	8.0	67	-0.03
79	T	BENZO(K)FLUORANTHENE	1.097	1.143	-4.2	80	-0.04
80	T	BENZO(A)PYRENE CCC	1.001	0.950	5.1	69	-0.03
81	T	DIBENZO(A,H)ANTHRACENE	0.825	0.721	12.6	60	-0.04
82	T	INDENO(1,2,3-CD)PYRENE	0.815	0.733	10.1	59	-0.03
83	T	BENZO(G,H,I)PERYLENE	0.866	0.751	13.3	61	-0.04

(#) = Out of Range SPCC's out = 0 CCC's out = 0

Quantitation Report (No Status)

Data Path : C:\MSDCHEM\1\DATA\MAR09\030909\
Data File : 03090902.D
Acq On : 9 Mar 2009 10:53 am
Operator : J. Aquilina
Sample : bna std 30 ppb s08-2
Misc :
ALS Vial : 3 Sample Multiplier: 1

Quant Time: Mar 10 12:32:33 2009
Quant Title :
QLast Update : Wed Feb 18 09:48:17 2009
Response via : Initial Calibration

Internal Standards	R.T.	QIon	Response	Conc	Units		Dev(Min)
1) 1,4-DICHLOROBENZENE-d4 INT	6.98	150	2038156	40.00	PPB		-0.03
19) NAPHTHALENE-d8 INT. STD.	8.45	136	4939521	40.00	PPB		-0.03
35) ACENAPHTHENE-d10 INT. STD.	10.56	162	2362370	40.00	PPB		-0.02
54) PHENANTHRENE-d10 INT. STD.	12.32	188	3778965	40.00	PPB		-0.03
67) CHRYSENE-d12 INT. STD.	16.73	240	3278413	40.00	PPB		-0.04
75) PERYLENE-d12 INT. STD.	20.13	264	2435556	40.00	PPB		-0.04
System Monitoring Compounds							
4) 2-FLUOROPHENOL SURR.	5.62	112	3965222	97.84	PPB		-0.03
5) PHENOL-d6 SURR.	6.61	99	4868780	102.19	PPB		-0.02
20) NITROBENZENE-d5 SURR.	7.65	82	3880085	93.97	PPB		-0.02
39) 2-FLUOROBIPHENYL SURR.	9.74	172	6624538	102.43	PPB		-0.02
58) 2,4,6 TRIBROMOPHENOL SURR.	11.52	330	792731	104.97	PPB		-0.03
70) TERPHENYL-d14 SURR.	14.63	244	5553044	108.31	PPB		-0.03
Target Compounds							Qvalue
2) N-NITROSODIMETHYLAMINE	4.21	74	928246	27.26	PPB		93
3) PYRIDINE	4.20	79	1590531	28.66	PPB		93
6) PHENOL CCC	6.62	94	1562988	28.17	PPB	#	51
7) aniline	6.66	93	1617049	25.46	PPB	#	61
8) BIS(2-CHLOROETHYL)ETHER	6.72	93	1595855	28.94	PPB		92
9) 2-CHLOROPHENOL	6.79	128	1189130	27.42	PPB		94
10) 1,3 DICHLOROBENZENE	6.94	146	1313487	27.52	PPB		94
11) 1,4 DICHLOROBENZENE CCC	7.00	146	1297200	28.32	PPB		94
12) benzyl alcohol	7.14	79	1031569	27.27	PPB		92
13) 1,2-DICHLOROBENZENE	7.22	146	1274519	27.76	PPB		94
14) 2-METHYLPHENOL	7.29	108	1143322m	27.00	PPB		
15) BIS(2-CHLOROISOPROPYL)ETHE	7.32	45	2400309	27.89	PPB	#	84
16) 4-METHYLPHENOL	7.45	107	1404738	26.63	PPB		97
17) N-NITROSO-DI-N-PROPYLAMINE	7.48	43	987475	28.62	PPB		93
18) HEXACHLOROETHANE	7.56	117	516697	27.62	PPB	#	86
21) NITROBENZENE	7.66	77	1232696	26.49	PPB		96
22) ISOPHORONE	7.92	82	2957343	25.51	PPB		97
23) 2,4 DIMETHYLPHENOL	8.06	107	968871	25.20	PPB		83
24) Benzoic Acid	8.21	105	653639	25.60	PPB		84
25) 2-NITROPHENOL	8.03	139	736885	27.70	PPB		93
26) BIS(2-CHLOROETHOXY)METHANE	8.16	93	1671221	26.63	PPB		95
27) 2,4 DICHLOROPHENOL CCC	8.29	162	932608	27.93	PPB		97
28) 1,2,4 TRICHLOROBENZENE	8.41	180	1024121	27.56	PPB		98
29) NAPHTHALENE	8.47	128	3183104	26.34	PPB		95
30) 4-CHLOROANILINE	8.55	127	1329403	25.29	PPB		98
31) HEXACHLOROBUTADIENE CCC	8.69	225	541415	27.80	PPB		98
32) 4-CHLORO-3-METHYLPHENOL CC	9.11	107	1025484	27.48	PPB	#	79
33) 2-METHYLNAPHTHALENE	9.28	142	2336882	27.30	PPB		92
34) 2-NITROANILINE	10.02	138	867000	27.90	PPB		94
36) HEXACHLOROCYCLOPENTADIENE	9.56	237	524436	27.85	PPB		99
37) 2,4,6-TRICHLOROPHENOL CCC	9.65	196	740843	30.95	PPB	#	81
38) 2,4,5 TRICHLOROPHENOL	9.70	196	704049	28.61	PPB	#	86
40) 2-CHLORONAPHTHALENE	9.87	162	2084040	28.27	PPB		100
41) DIMETHYLPHTHALATE	10.27	163	2518929	27.33	PPB		99
42) 2,6 DINITROTOLUENE	10.35	165	666473	31.18	PPB		95
43) ACENAPHTHYLENE	10.38	152	3363685	27.92	PPB		95
44) 3-NITROANILINE	10.02	65	702482	27.27	PPB		97
45) ACENAPHTHENE CCC	10.59	153	1935504	26.95	PPB		95
46) 2,4-DINITROPHENOL SPCC	10.64	184	255789	29.22	PPB		88
47) 4-NITROPHENOL SPCC	10.70	65	376369	25.76	PPB	#	54
48) DIBENZOFURAN	10.79	168	2746338	27.29	PPB		78
49) 2,4 DINITROTOLUENE	10.82	165	805952	29.20	PPB		75
50) DIETHYLPHTHLATE	11.12	149	2742327	27.62	PPB		97
51) 4-CHLOROPHENYLPHENYL ETHER	11.19	204	1141845	27.83	PPB	#	68

Quantitation Report (No Status)

Data Path : C:\MSDCHEM\1\DATA\MAR09\030909\
Data File : 03090902.D
Acq On : 9 Mar 2009 10:53 am
Operator : J. Aquilina
Sample : bna std 30 ppb s08-2
Misc :
ALS Vial : 3 Sample Multiplier: 1

Quant Time: Mar 10 12:32:33 2009
Quant Title :
QLast Update : Wed Feb 18 09:48:17 2009
Response via : Initial Calibration

Internal Standards	R.T.	QIon	Response	Conc Units		Dev(Min)
52) FLUORENE	11.20	166	2095957	27.71 PPB		96
53) 4-NITROANILINE	11.26	138	337178m	22.48 PPB		
55) 4,6-DINITRO-2-METHYLPHENOL	11.31	198	421794	30.96 PPB	#	70
56) N-NITROSODIPHENYLAMINE	11.34	168	1130113	28.04 PPB	#	99
57) 1,2 DIPHENYLHYDRAZINE	11.38	77	2811505	25.13 PPB		93
59) 4-BROMOPHENYLPHENYL ETHER	11.77	248	589514	28.93 PPB		91
60) HEXACHLOROBENZENE	11.97	284	647698	29.55 PPB	#	99
61) PENTACHLOROPHENOL CCC	12.18	266	395800	34.30 PPB		96
62) PHENANTHRENE	12.36	178	2759527	27.10 PPB		99
63) ANTHRACENE	12.41	178	2966476	27.61 PPB		99
64) CARBAZOLE	12.60	167	2545176m	26.36 PPB		
65) DI-N-BUTYLPHTHALATE	13.11	149	4774867	26.71 PPB		100
66) FLUORANTHENE CCC	13.99	202	3453452	27.63 PPB		98
68) BENZIDINE	13.34	184	223	No Calib	#	
69) PYRENE	14.34	202	3312856	29.20 PPB		99
71) BUTYLBENZYLPHTHALATE	15.61	149	1995753	27.78 PPB		93
72) BIS(2-ETHYLHEXYL)PHTHALATE	16.94	149	2804670	27.73 PPB		96
73) BENZO(A)ANTHRACENE	16.68	228	2450068	27.60 PPB		100
74) CHRYSENE	16.78	228	2307741	27.74 PPB		100
76) 3,3'-DICHLOROBENZIDINE	0.00	252	0	N.D.		
77) DI-N-OCTYL PHTHALATE CCC	18.44	149	4514315	30.61 PPB		97
78) BENZO(B)FLOURANTHENE	19.23	252	2011592	27.61 PPB		87
79) BENZO(K)FLUORANTHENE	19.28	252	2087414m	31.25 PPB		
80) BENZO(A)PYRENE CCC	19.99	252	1735612	28.48 PPB		87
81) DIBENZO(A,H)ANTHRACENE	22.63	278	1316560	26.20 PPB		93
82) INDENO(1,2,3-CD)PYRENE	22.58	276	1338370m	26.98 PPB		
83) BENZO(G,H,I)PERYLENE	23.14	276	1371590m	26.02 PPB		

(#) = qualifier out of range (m) = manual integration (+) = signals summed

Quantitation Report (No Status)

Data Path : C:\MSDCHEM\1\DATA\MAR09\030909\
Data File : 03090902.D
Acq On : 9 Mar 2009 10:53 am
Operator : J. Aquilina
Sample : bna std 30 ppb s08-2
Misc :
ALS Vial : 3 Sample Multiplier: 1

Quant Time: Mar 10 12:32:33 2009
Quant Title :
QLast Update : Wed Feb 18 09:48:17 2009
Response via : Initial Calibration

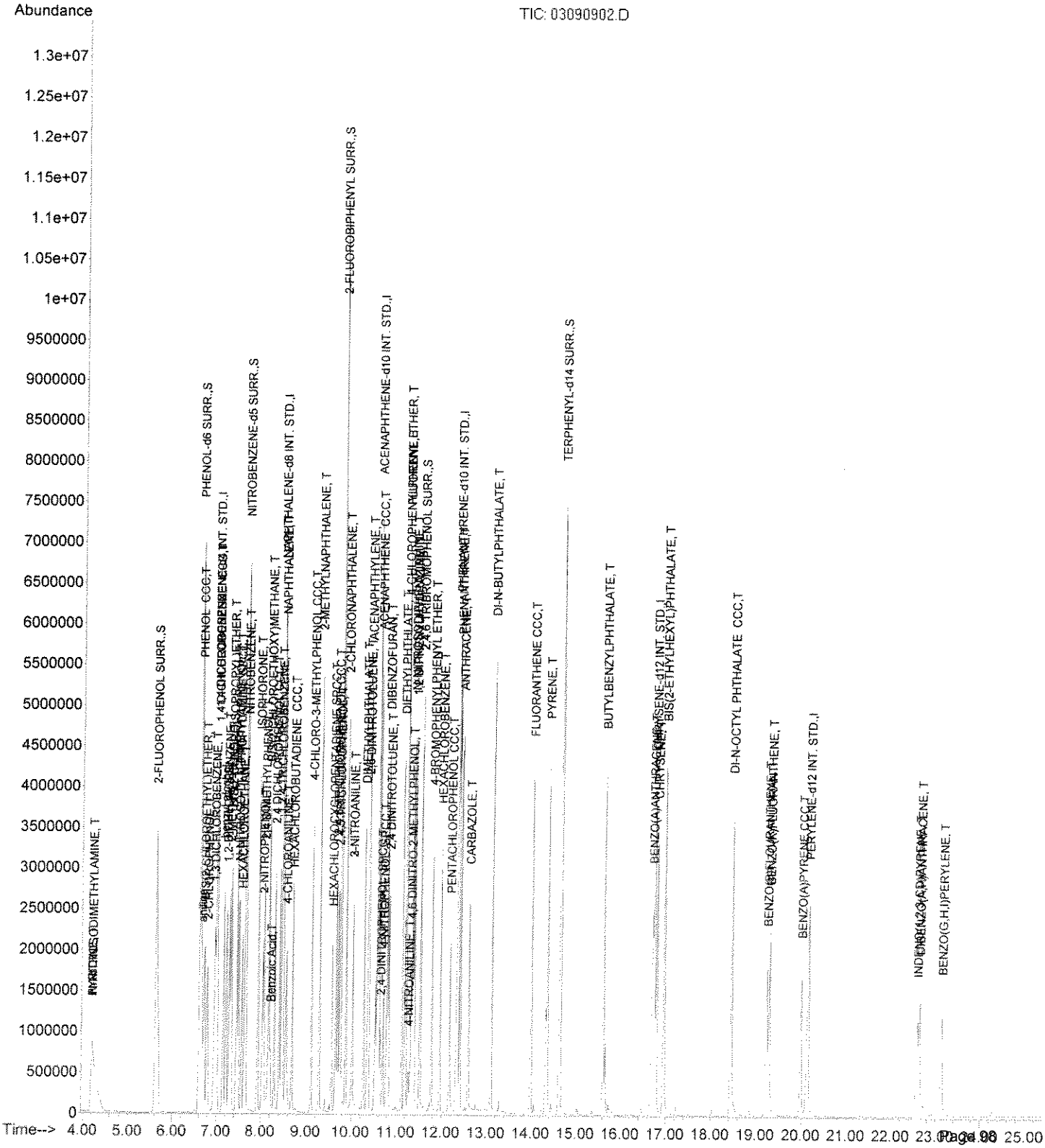

Quantitation Report (No Status)

Data Path : C:\MSDCHEM\1\DATA\MAR09\030909\
Data File : 03090904.D
Acq On : 9 Mar 2009 12:05 pm
Operator : J. Aquilina
Sample : bna std 1 ppb s08-2
Misc :
ALS Vial : 5 Sample Multiplier: 1

Quant Time: Mar 10 12:33:03 2009
Quant Title :
QLast Update : Wed Feb 18 09:48:17 2009
Response via : Initial Calibration

Internal Standards	R.T.	QIon	Response	Conc Units		Dev(Min)
1) 1,4-DICHLOROBENZENE-d4 INT	6.98	150	1609099	40.00 PPB		-0.03
19) NAPHTHALENE-d8 INT. STD.	8.45	136	4534832	40.00 PPB		-0.03
35) ACENAPHTHENE-d10 INT. STD.	10.56	162	2150179	40.00 PPB		-0.02
54) PHENANTHRENE-d10 INT. STD.	12.32	188	3389735	40.00 PPB		-0.03
67) CHRYSENE-d12 INT. STD.	16.72	240	3033247	40.00 PPB		-0.05
75) PERYLENE-d12 INT. STD.	20.13	264	2210133	40.00 PPB		-0.04
System Monitoring Compounds						
4) 2-FLUOROPHENOL SURR.	5.62	112	3467211	108.36 PPB		-0.03
5) PHENOL-d6 SURR.	6.61	99	4279925	113.78 PPB		-0.02
20) NITROBENZENE-d5 SURR.	7.64	82	3394341	89.54 PPB		-0.02
39) 2-FLUOROBIPHENYL SURR.	9.74	172	6034919	102.52 PPB		-0.03
58) 2,4,6 TRIBROMOPHENOL SURR.	11.52	330	669714	98.86 PPB		-0.03
70) TERPHENYL-d14 SURR.	14.64	244	4906820	103.44 PPB		-0.03
Target Compounds						Qvalue
2) N-NITROSODIMETHYLAMINE	4.22	74	36805	1.37 PPB	#	95
3) PYRIDINE	4.23	79	59805	1.37 PPB		88
6) PHENOL CCC	6.62	94	65810	1.50 PPB	#	1
7) aniline	6.66	93	76349	1.52 PPB	#	6
8) BIS(2-CHLOROETHYL)ETHER	6.72	93	59148	1.36 PPB	#	79
9) 2-CHLOROPHENOL	6.79	128	47746	1.39 PPB		94
10) 1,3 DICHLOROBENZENE	6.94	146	54750	1.45 PPB		90
11) 1,4 DICHLOROBENZENE CCC	6.99	146	54095	1.50 PPB		86
12) benzyl alcohol	7.14	79	38541	1.29 PPB	#	90
13) 1,2-DICHLOROBENZENE	7.21	146	54393	1.50 PPB		93
14) 2-METHYLPHENOL	7.28	108	47567m	1.42 PPB		
15) BIS(2-CHLOROISOPROPYL)ETHE	7.32	45	106511	1.57 PPB	#	85
16) 4-METHYLPHENOL	7.43	107	59085	1.42 PPB		98
17) N-NITROSO-DI-N-PROPYLAMINE	7.48	43	40863	1.50 PPB		91
18) HEXACHLOROETHANE	7.56	117	20363	1.38 PPB	#	84
21) NITROBENZENE	7.65	77	65251	1.53 PPB		86
22) ISOPHORONE	7.91	82	133665	1.26 PPB		98
23) 2,4 DIMETHYLPHENOL	8.04	107	41549	1.18 PPB		90
24) Benzoic Acid	8.11	105	8102	N.D.		
25) 2-NITROPHENOL	8.02	139	23965	0.98 PPB		87
26) BIS(2-CHLOROETHOXY)METHANE	8.16	93	73291	1.27 PPB		92
27) 2,4 DICHLOROPHENOL CCC	8.29	162	35051	1.14 PPB		93
28) 1,2,4 TRICHLOROBENZENE	8.40	180	42656	1.25 PPB		99
29) NAPHTHALENE	8.47	128	139344	1.26 PPB		92
30) 4-CHLOROANILINE	8.54	127	54511	1.13 PPB		96
31) HEXACHLOROBUTADIENE CCC	8.68	225	21558	1.21 PPB		99
32) 4-CHLORO-3-METHYLPHENOL CC	9.11	107	39384	1.15 PPB		83
33) 2-METHYLNAPHTHALENE	9.28	142	96803	1.23 PPB		92
34) 2-NITROANILINE	10.01	138	26471	0.93 PPB		96
36) HEXACHLOROCYCLOPENTADIENE	9.56	237	14629	0.85 PPB		98
37) 2,4,6-TRICHLOROPHENOL CCC	9.65	196	26203	1.20 PPB	#	82
38) 2,4,5 TRICHLOROPHENOL	9.69	196	25092	1.12 PPB	#	88
40) 2-CHLORONAPHTHALENE	9.87	162	89214	1.33 PPB		98
41) DIMETHYLPHTHALATE	10.26	163	107300	1.28 PPB		93
42) 2,6 DINITROTOLUENE	10.34	165	21213	1.09 PPB	#	77
43) ACENAPHTHYLENE	10.37	152	146265	1.33 PPB		91
44) 3-NITROANILINE	10.01	65	23232	0.99 PPB		94
45) ACENAPHTHENE CCC	10.59	153	87608	1.34 PPB		96
46) 2,4-DINITROPHENOL SPCC	10.63	184	1032	N.D.		
47) 4-NITROPHENOL SPCC	10.69	65	8717	0.66 PPB	#	76
48) DIBENZOFURAN	10.78	168	119531	1.31 PPB		78
49) 2,4 DINITROTOLUENE	10.80	165	26433	1.05 PPB	#	69
50) DIETHYLPHTHLATE	11.10	149	117632	1.30 PPB		98
51) 4-CHLOROPHENYLPHENYL ETHER	11.18	204	55389	1.48 PPB	#	71

Quantitation Report (No Status)

Data Path : C:\MSDCHEM\1\DATA\MAR09\030909\
Data File : 03090904.D
Acq On : 9 Mar 2009 12:05 pm
Operator : J. Aquilina
Sample : bna std 1 ppb s08-2
Misc :
ALS Vial : 5 Sample Multiplier: 1

Quant Time: Mar 10 12:33:03 2009
Quant Title :
QLast Update : Wed Feb 18 09:48:17 2009
Response via : Initial Calibration

Internal Standards	R.T.	QIon	Response	Conc Units		Dev(Min)
52) FLUORENE	11.19	166	92978	1.35 PPB		98
53) 4-NITROANILINE	11.24	138	15280	1.12 PPB		91
55) 4,6-DINITRO-2-METHYLPHENOL	11.30	198	3742	N.D.		
56) N-NITROSODIPHENYLAMINE	11.33	168	47086	1.30 PPB	#	97
57) 1,2 DIPHENYLHYDRAZINE	11.37	77	135729	1.35 PPB		90
59) 4-BROMOPHENYLPHENYL ETHER	11.77	248	26799	1.47 PPB		97
60) HEXACHLOROBENZENE	11.96	284	29792	1.52 PPB	#	99
61) PENTACHLOROPHENOL CCC	12.17	266	6901	0.67 PPB		87
62) PHENANTHRENE	12.34	178	129215	1.41 PPB		96
63) ANTHRACENE	12.40	178	129945	1.35 PPB		99
64) CARBAZOLE	12.59	167	122663	1.42 PPB		98
65) DI-N-BUTYLPHTHALATE	13.10	149	201875	1.26 PPB		99
66) FLUORANTHENE CCC	13.98	202	145613	1.30 PPB		98
68) BENZIDINE	0.00	184	0	N.D.		
69) PYRENE	14.34	202	145945	1.39 PPB		99
71) BUTYLBENZYLPHTHALATE	15.60	149	75897	1.14 PPB		95
72) BIS(2-ETHYLHEXYL)PHTHALATE	16.94	149	122389	1.31 PPB		93
73) BENZO(A)ANTHRACENE	16.67	228	110778	1.35 PPB		99
74) CHRYSENE	16.76	228	108541	1.41 PPB		98
76) 3,3'-DICHLOROBENZIDINE	0.00	252	0	N.D.		
77) DI-N-OCTYL PHTHALATE CCC	18.42	149	126233	0.94 PPB		93
78) BENZO(B)FLOURANTHENE	19.19	252	68215m	1.03 PPB		
79) BENZO(K)FLUORANTHENE	19.25	252	90343m	1.49 PPB		
80) BENZO(A)PYRENE CCC	19.96	252	63730	1.15 PPB		86
81) DIBENZO(A,H)ANTHRACENE	22.60	278	39587	0.87 PPB		95
82) INDENO(1,2,3-CD)PYRENE	22.54	276	50602	1.12 PPB		92
83) BENZO(G,H,I)PERYLENE	23.09	276	48383	1.01 PPB		94

(#) = qualifier out of range (m) = manual integration (+) = signals summed

Quantitation Report (No Status)

Data Path : C:\MSDCHEM\1\DATA\MAR09\030909\
Data File : 03090904.D
Acq On : 9 Mar 2009 12:05 pm
Operator : J. Aquilina
Sample : bna std 1 ppb s08-2
Misc :
ALS Vial : 5 Sample Multiplier: 1

Quant Time: Mar 10 12:33:03 2009
Quant Title :
QLast Update : Wed Feb 18 09:48:17 2009
Response via : Initial Calibration

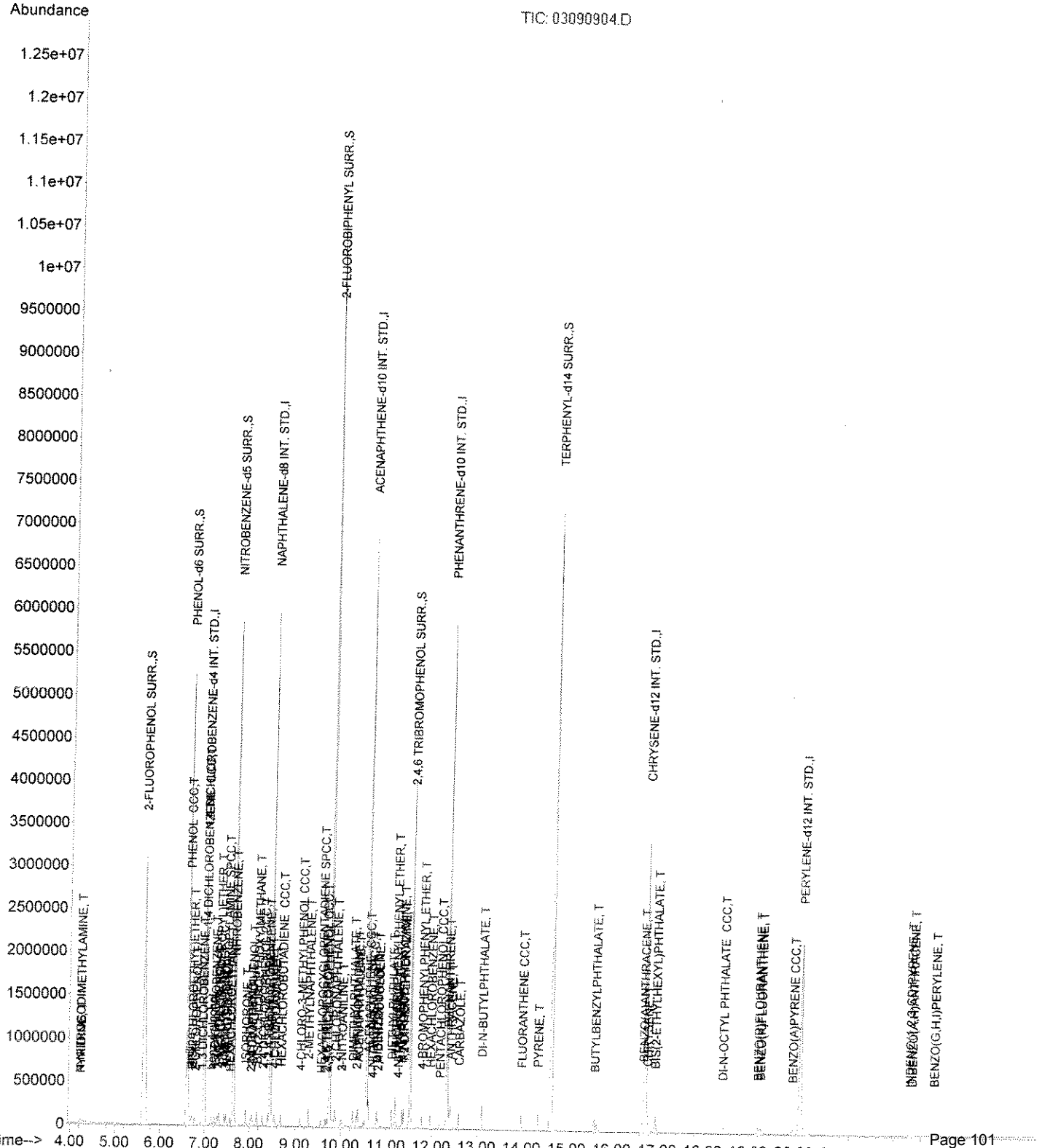

G3021709.M Tue Mar 10 12:33:03 2009 J

Quantitation Report (No Status)

Data Path : C:\MSDCHEM\1\DATA\MAR09\030909\
Data File : 03090905.D
Acq On : 9 Mar 2009 12:41 pm
Operator : J. Aquilina
Sample : bna std 3 ppb s08-2
Misc :
ALS Vial : 6 Sample Multiplier: 1

Quant Time: Mar 10 12:33:05 2009
Quant Title :
QLast Update : Wed Feb 18 09:48:17 2009
Response via : Initial Calibration

Internal Standards	R.T.	QIon	Response	Conc Units		Dev(Min)
1) 1,4-DICHLOROBENZENE-d4 INT	6.97	150	1515267	40.00 PPB		-0.04
19) NAPHTHALENE-d8 INT. STD.	8.44	136	4058847	40.00 PPB		-0.04
35) ACENAPHTHENE-d10 INT. STD.	10.56	162	1967102	40.00 PPB		-0.03
54) PHENANTHRENE-d10 INT. STD.	12.32	188	3142635	40.00 PPB		-0.03
67) CHRYSENE-d12 INT. STD.	16.71	240	2807493	40.00 PPB		-0.06
75) PERYLENE-d12 INT. STD.	20.13	264	2026323	40.00 PPB		-0.05
System Monitoring Compounds						
4) 2-FLUOROPHENOL SURR.	5.62	112	3272732	108.62 PPB		-0.03
5) PHENOL-d6 SURR.	6.61	99	4026700	113.68 PPB		-0.02
20) NITROBENZENE-d5 SURR.	7.63	82	3282635	96.75 PPB		-0.03
39) 2-FLUOROBIPHENYL SURR.	9.75	172	5541659	102.90 PPB		-0.02
58) 2,4,6 TRIBROMOPHENOL SURR.	11.51	330	636211	101.30 PPB		-0.04
70) TERPHENYL-d14 SURR.	14.64	244	4472242	101.86 PPB		-0.03
Target Compounds						Qvalue
2) N-NITROSODIMETHYLAMINE	4.22	74	80161	3.17 PPB		92
3) PYRIDINE	4.22	79	139756	3.39 PPB		95
6) PHENOL CCC	6.62	94	146173	3.54 PPB	#	1
7) aniline	6.66	93	175224	3.71 PPB	#	6
8) BIS(2-CHLOROETHYL)ETHER	6.71	93	129681	3.16 PPB		83
9) 2-CHLOROPHENOL	6.77	128	108492	3.36 PPB		94
10) 1,3 DICHLOROBENZENE	6.94	146	120557	3.40 PPB		96
11) 1,4 DICHLOROBENZENE CCC	7.00	146	114680	3.37 PPB		96
12) benzyl alcohol	7.14	79	92485	3.29 PPB		90
13) 1,2-DICHLOROBENZENE	7.22	146	114708	3.36 PPB		93
14) 2-METHYLPHENOL	7.14	108	77271	2.45 PPB		92
15) BIS(2-CHLOROISOPROPYL)ETHE	7.32	45	230934	3.61 PPB	#	83
16) 4-METHYLPHENOL	7.44	107	130717	3.33 PPB		99
17) N-NITROSO-DI-N-PROPYLAMINE	7.47	43	91351	3.56 PPB		90
18) HEXACHLOROETHANE	7.56	117	46443	3.34 PPB	#	87
21) NITROBENZENE	7.66	77	120798	3.16 PPB		95
22) ISOPHORONE	7.91	82	277686	2.91 PPB		100
23) 2,4 DIMETHYLPHENOL	8.05	107	100824	3.19 PPB		90
24) Benzoic Acid	8.12	105	25713	1.23 PPB		91
25) 2-NITROPHENOL	8.02	139	59457	2.72 PPB		91
26) BIS(2-CHLOROETHOXY)METHANE	8.16	93	160592	3.11 PPB		92
27) 2,4 DICHLOROPHENOL CCC	8.28	162	80671	2.94 PPB		94
28) 1,2,4 TRICHLOROBENZENE	8.40	180	94914	3.11 PPB		99
29) NAPHTHALENE	8.47	128	283175	2.85 PPB		98
30) 4-CHLOROANILINE	8.55	127	124203	2.88 PPB		98
31) HEXACHLOROBUTADIENE CCC	8.69	225	49952	3.12 PPB		99
32) 4-CHLORO-3-METHYLPHENOL CC	9.11	107	85815	2.80 PPB		81
33) 2-METHYLNAPHTHALENE	9.28	142	215799	3.07 PPB		92
34) 2-NITROANILINE	10.01	138	67886	2.66 PPB		93
36) HEXACHLOROCYCLOPENTADIENE	9.56	237	34563	2.20 PPB		97
37) 2,4,6-TRICHLOROPHENOL CCC	9.64	196	60026	3.01 PPB	#	83
38) 2,4,5 TRICHLOROPHENOL	9.69	196	64514	3.15 PPB	#	86
40) 2-CHLORONAPHTHALENE	9.86	162	194880	3.17 PPB		99
41) DIMETHYLPHTHALATE	10.26	163	229153	2.99 PPB		96
42) 2,6 DINITROTOLUENE	10.34	165	49776	2.80 PPB		87
43) ACENAPHTHYLENE	10.37	152	266394	2.66 PPB		91
44) 3-NITROANILINE	10.01	65	53432	2.49 PPB		95
45) ACENAPHTHENE CCC	10.59	153	174719	2.92 PPB		98
46) 2,4-DINITROPHENOL SPCC	10.63	184	4459	0.61 PPB		96
47) 4-NITROPHENOL SPCC	10.68	65	21201	1.74 PPB	#	54
48) DIBENZOFURAN	10.78	168	277502	3.31 PPB		78
49) 2,4 DINITROTOLUENE	10.80	165	61517	2.68 PPB	#	69
50) DIETHYLPHTHLATE	11.10	149	250312	3.03 PPB		98
51) 4-CHLOROPHENYLPHENYL ETHER	11.18	204	120123	3.52 PPB	#	69

Quantitation Report (No Status)

Data Path : C:\MSDCHEM\1\DATA\MAR09\030909\
Data File : 03090905.D
Acq On : 9 Mar 2009 12:41 pm
Operator : J. Aquilina
Sample : bna std 3 ppb s08-2
Misc :
ALS Vial : 6 Sample Multiplier: 1

Quant Time: Mar 10 12:33:05 2009
Quant Title :
QLast Update : Wed Feb 18 09:48:17 2009
Response via : Initial Calibration

Internal Standards	R.T.	QIon	Response	Conc Units		Dev(Min)
52) FLUORENE	11.19	166	196662	3.12 PPB		99
53) 4-NITROANILINE	11.24	138	35339	2.83 PPB		90
55) 4,6-DINITRO-2-METHYLPHENOL	11.30	198	15001	1.32 PPB	#	77
56) N-NITROSODIPHENYLAMINE	11.33	168	104368	3.11 PPB	#	97
57) 1,2 DIPHENYLHYDRAZINE	11.37	77	288655	3.10 PPB		80
59) 4-BROMOPHENYLPHENYL ETHER	11.77	248	56115	3.31 PPB		96
60) HEXACHLOROBENZENE	11.95	284	60624	3.33 PPB	#	98
61) PENTACHLOROPHENOL CCC	12.16	266	22577	2.35 PPB		87
62) PHENANTHRENE	12.34	178	246112	2.91 PPB		98
63) ANTHRACENE	12.40	178	263071	2.94 PPB		100
64) CARBAZOLE	12.59	167	260682	3.25 PPB		98
65) DI-N-BUTYLPHTHALATE	13.09	149	447918	3.01 PPB		99
66) FLUORANTHENE CCC	13.98	202	284128	2.73 PPB		98
68) BENZIDINE	0.00	184	0	N.D.		
69) PYRENE	14.33	202	287916	2.96 PPB		99
71) BUTYLBENZYLPHTHALATE	15.60	149	169576	2.76 PPB		95
72) BIS(2-ETHYLHEXYL)PHTHALATE	16.94	149	249408	2.88 PPB		93
73) BENZO(A)ANTHRACENE	16.67	228	199394	2.62 PPB		99
74) CHRYSENE	16.76	228	198549	2.79 PPB		99
76) 3,3'-DICHLOROBENZIDINE	0.00	252	0	N.D.		
77) DI-N-OCTYL PHTHALATE CCC	18.43	149	306885	2.50 PPB		94
78) BENZO(B)FLOURANTHENE	19.20	252	145131	2.39 PPB		87
79) BENZO(K)FLUORANTHENE	19.26	252	166959	3.00 PPB		99
80) BENZO(A)PYRENE CCC	19.95	252	127150	2.51 PPB		86
81) DIBENZO(A,H)ANTHRACENE	22.60	278	84392	2.02 PPB		94
82) INDENO(1,2,3-CD)PYRENE	22.54	276	106162	2.57 PPB		99
83) BENZO(G,H,I)PERYLENE	23.10	276	97572	2.22 PPB		93

(#) = qualifier out of range (m) = manual integration (+) = signals summed

Quantitation Report (No Status)

Data Path : C:\MSDCHEM\1\DATA\MAR09\030909\
Data File : 03090905.D
Acq On : 9 Mar 2009 12:41 pm
Operator : J. Aquilina
Sample : bna std 3 ppb s08-2
Misc :
ALS Vial : 6 Sample Multiplier: 1

Quant Time: Mar 10 12:33:05 2009
Quant Title :
QLast Update : Wed Feb 18 09:48:17 2009
Response via : Initial Calibration

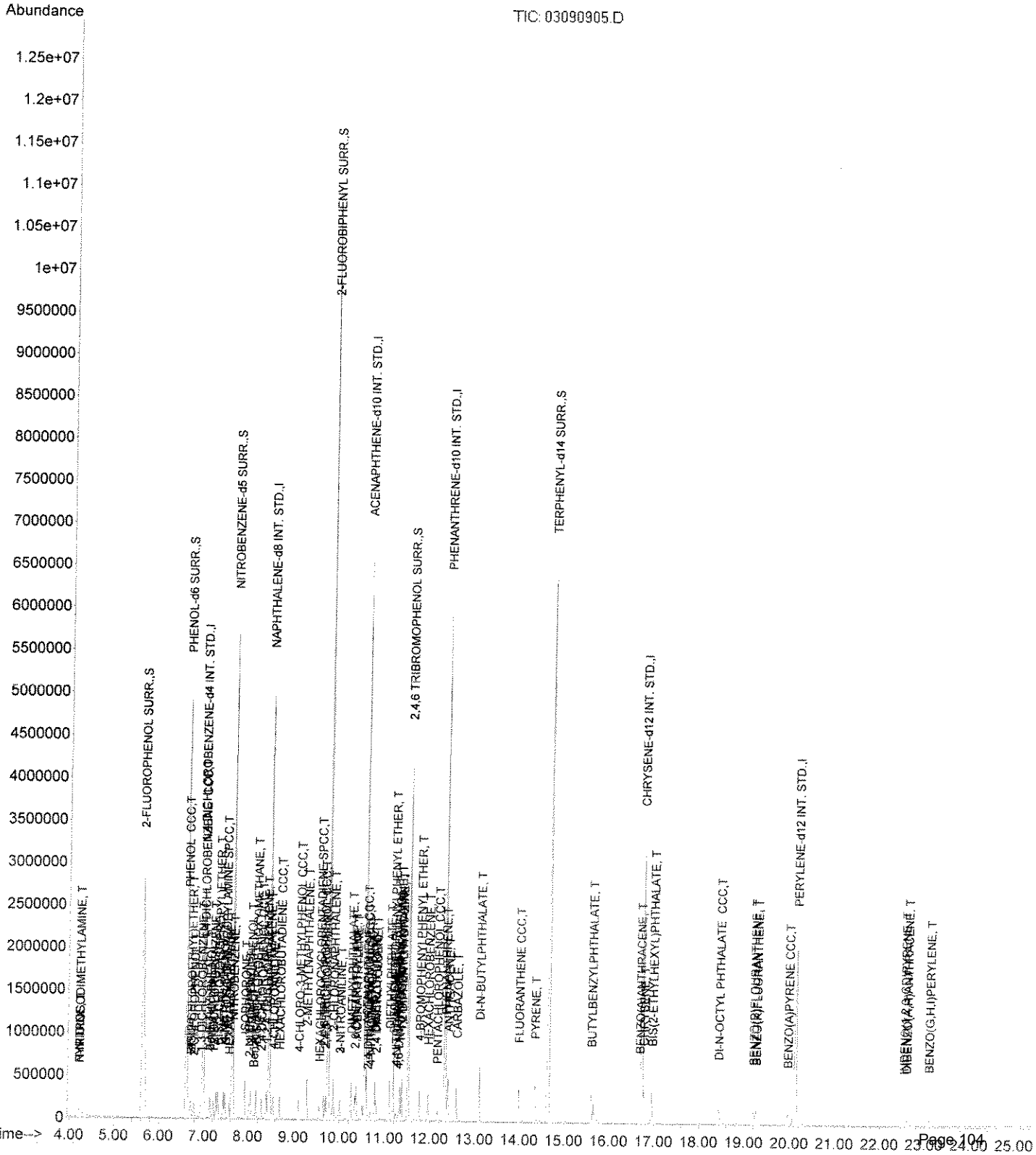

G3021709.M Tue Mar 10 12:33:05 2009 J

Quantitation Report (No Status)

Data Path : C:\MSDCHEM\1\DATA\MAR09\030909\
Data File : 03090906.D
Acq On : 9 Mar 2009 1:18 pm
Operator : J. Aquilina
Sample : bna qc std 30 ppb cc08-2
Misc :
ALS Vial : 7 Sample Multiplier: 1

Quant Time: Mar 10 12:33:07 2009
Quant Title :
QLast Update : Wed Feb 18 09:48:17 2009
Response via : Initial Calibration

Internal Standards	R.T.	QIon	Response	Conc	Units		Dev(Min)
1) 1,4-DICHLOROBENZENE-d4 INT	6.98	150	1892988	40.00	PPB		-0.03
19) NAPHTHALENE-d8 INT. STD.	8.45	136	4539952	40.00	PPB		-0.03
35) ACENAPHTHENE-d10 INT. STD.	10.55	162	2135157	40.00	PPB		-0.03
54) PHENANTHRENE-d10 INT. STD.	12.33	188	3434175	40.00	PPB		-0.02
67) CHRYSENE-d12 INT. STD.	16.72	240	2969826	40.00	PPB		-0.05
75) PERYLENE-d12 INT. STD.	20.13	264	2090468	40.00	PPB		-0.04
System Monitoring Compounds							
4) 2-FLUOROPHENOL SURR.	5.62	112	3716126	98.72	PPB		-0.03
5) PHENOL-d6 SURR.	6.61	99	4502520	101.75	PPB		-0.02
20) NITROBENZENE-d5 SURR.	7.64	82	3531635	93.05	PPB		-0.02
39) 2-FLUOROBIPHENYL SURR.	9.75	172	5871349	100.44	PPB		-0.02
58) 2,4,6 TRIBROMOPHENOL SURR.	11.52	330	690792	100.65	PPB		-0.03
70) TERPHENYL-d14 SURR.	14.64	244	4898545	105.47	PPB		-0.03
Target Compounds							Qvalue
2) N-NITROSODIMETHYLAMINE	4.21	74	861885	27.25	PPB		95
3) PYRIDINE	4.20	79	1439732	27.94	PPB		96
6) PHENOL CCC	6.62	94	1464060	28.41	PPB		97
7) aniline	6.66	93	1632607	27.67	PPB	#	6
8) BIS(2-CHLOROETHYL)ETHER	6.71	93	1338016m	26.13	PPB		
9) 2-CHLOROPHENOL	6.78	128	1155841	28.69	PPB		97
10) 1,3 DICHLOROBENZENE	6.94	146	1198996	27.05	PPB		94
11) 1,4 DICHLOROBENZENE CCC	6.99	146	1177123	27.67	PPB		93
12) benzyl alcohol	7.15	79	1100940	31.34	PPB		94
13) 1,2-DICHLOROBENZENE	7.20	146	1110371	26.04	PPB		94
14) 2-METHYLPHENOL	7.28	108	1109410m	28.21	PPB		
15) BIS(2-CHLOROISOPROPYL)ETHE	7.32	45	2066930	25.86	PPB	#	84
16) 4-METHYLPHENOL	7.44	107	1309537	26.73	PPB		98
17) N-NITROSO-DI-N-PROPYLAMINE	7.49	43	823429	25.69	PPB		95
18) HEXACHLOROETHANE	7.56	117	452755	26.06	PPB	#	86
21) NITROBENZENE	7.65	77	1073959	25.11	PPB		94
22) ISOPHORONE	7.92	82	2689949	25.24	PPB		97
23) 2,4 DIMETHYLPHENOL	8.05	107	1011096	28.62	PPB		85
24) Benzoic Acid	8.21	105	639907	27.27	PPB		83
25) 2-NITROPHENOL	8.03	139	662416	27.09	PPB		93
26) BIS(2-CHLOROETHOXY)METHANE	8.16	93	1503673	26.07	PPB		96
27) 2,4 DICHLOROPHENOL CCC	8.29	162	897317	29.24	PPB		98
28) 1,2,4 TRICHLOROBENZENE	8.39	180	911626	26.69	PPB		98
29) NAPHTHALENE	8.47	128	3010958	27.11	PPB		95
30) 4-CHLOROANILINE	8.54	127	1518413	31.43	PPB		97
31) HEXACHLOROBUTADIENE CCC	8.68	225	462069	25.81	PPB		99
32) 4-CHLORO-3-METHYLPHENOL CC	9.11	107	983795	28.68	PPB	#	82
33) 2-METHYLNAPHTHALENE	9.28	142	2743856	34.88	PPB		92
34) 2-NITROANILINE	10.02	138	963603	33.74	PPB		91
36) HEXACHLOROCYCLOPENTADIENE	9.56	237	410876	24.14	PPB		99
37) 2,4,6-TRICHLOROPHENOL CCC	9.65	196	648567	29.98	PPB	#	84
38) 2,4,5 TRICHLOROPHENOL	9.69	196	639000	28.73	PPB	#	86
40) 2-CHLORONAPHTHALENE	9.87	162	1823878	27.38	PPB		99
41) DIMETHYLPHTHALATE	10.26	163	2240770	26.90	PPB		98
42) 2,6 DINITROTOLUENE	10.35	165	552122	28.58	PPB		95
43) ACENAPHTHYLENE	10.37	152	3015293	27.69	PPB		94
44) 3-NITROANILINE	10.02	65	738835	31.74	PPB		92
45) ACENAPHTHENE CCC	10.60	153	1839609	28.34	PPB		96
46) 2,4-DINITROPHENOL SPCC	10.63	184	251775	31.82	PPB		87
47) 4-NITROPHENOL SPCC	10.70	65	351348	26.61	PPB	#	50
48) DIBENZOFURAN	10.78	168	3004010	33.03	PPB		78
49) 2,4 DINITROTOLUENE	10.81	165	680593	27.28	PPB	#	70
50) DIETHYLPHTHLATE	11.11	149	2377546	26.49	PPB		98
51) 4-CHLOROPHENYLPHENYL ETHER	11.19	204	999112	26.95	PPB	#	69

Quantitation Report (No Status)

Data Path : C:\MSDCHEM\1\DATA\MAR09\030909\
Data File : 03090906.D
Acq On : 9 Mar 2009 1:18 pm
Operator : J. Aquilina
Sample : bna qc std 30 ppb cc08-2
Misc :
ALS Vial : 7 Sample Multiplier: 1

Quant Time: Mar 10 12:33:07 2009
Quant Title :
QLast Update : Wed Feb 18 09:48:17 2009
Response via : Initial Calibration

Internal Standards	R.T.	QIon	Response	Conc Units		Dev(Min)
52) FLUORENE	11.20	166	1964119	28.73 PPB		97
53) 4-NITROANILINE	11.26	138	400460	29.54 PPB		85
55) 4,6-DINITRO-2-METHYLPHENOL	11.31	198	401545	32.43 PPB	#	73
56) N-NITROSODIPHENYLAMINE	11.34	168	935555	25.54 PPB	#	99
57) 1,2 DIPHENYLHYDRAZINE	11.38	77	2549034	25.07 PPB		79
59) 4-BROMOPHENYLPHENYL ETHER	11.77	248	526113	28.41 PPB		92
60) HEXACHLOROBENZENE	11.96	284	536497	26.93 PPB	#	99
61) PENTACHLOROPHENOL CCC	12.17	266	369157	35.21 PPB		97
62) PHENANTHRENE	12.35	178	2559520	27.66 PPB		99
63) ANTHRACENE	12.41	178	2696322	27.61 PPB		99
64) CARBAZOLE	12.60	167	2350425m	26.79 PPB		
65) DI-N-BUTYLPHTHALATE	13.10	149	4277335	26.32 PPB		99
66) FLUORANTHENE CCC	13.98	202	3035678	26.72 PPB		98
68) BENZIDINE	13.29	184	2678	No Calib	#	
69) PYRENE	14.34	202	3019625	29.38 PPB		99
71) BUTYLBENZYLPHTHALATE	15.60	149	1846592	28.37 PPB		92
72) BIS(2-ETHYLHEXYL)PHTHALATE	16.94	149	2462129	26.88 PPB		96
73) BENZO(A)ANTHRACENE	16.68	228	2234792	27.79 PPB		100
74) CHRYSENE	16.78	228	2098124	27.84 PPB		99
76) 3,3'-DICHLOROBENZIDINE	15.80	252	250	No Calib	#	
77) DI-N-OCTYL PHTHALATE CCC	18.43	149	3858461	30.49 PPB		97
78) BENZO(B)FLOURANTHENE	19.21	252	1796070	28.72 PPB		86
79) BENZO(K)FLUORANTHENE	19.28	252	1782102	31.09 PPB		99
80) BENZO(A)PYRENE CCC	19.97	252	1585717	30.32 PPB		86
81) DIBENZO(A,H)ANTHRACENE	22.62	278	1149567	26.66 PPB		94
82) INDENO(1,2,3-CD)PYRENE	22.57	276	1086211m	25.51 PPB		
83) BENZO(G,H,I)PERYLENE	23.12	276	1206402m	26.66 PPB		

(#) = qualifier out of range (m) = manual integration (+) = signals summed

Quantitation Report (No Status)

Data Path : C:\MSDCHEM\1\DATA\MAR09\030909\
Data File : 03090906.D
Acq On : 9 Mar 2009 1:18 pm
Operator : J. Aquilina
Sample : bna qc std 30 ppb cc08-2
Misc :
ALS Vial : 7 Sample Multiplier: 1

Quant Time: Mar 10 12:33:07 2009
Quant Title :
QLast Update : Wed Feb 18 09:48:17 2009
Response via : Initial Calibration

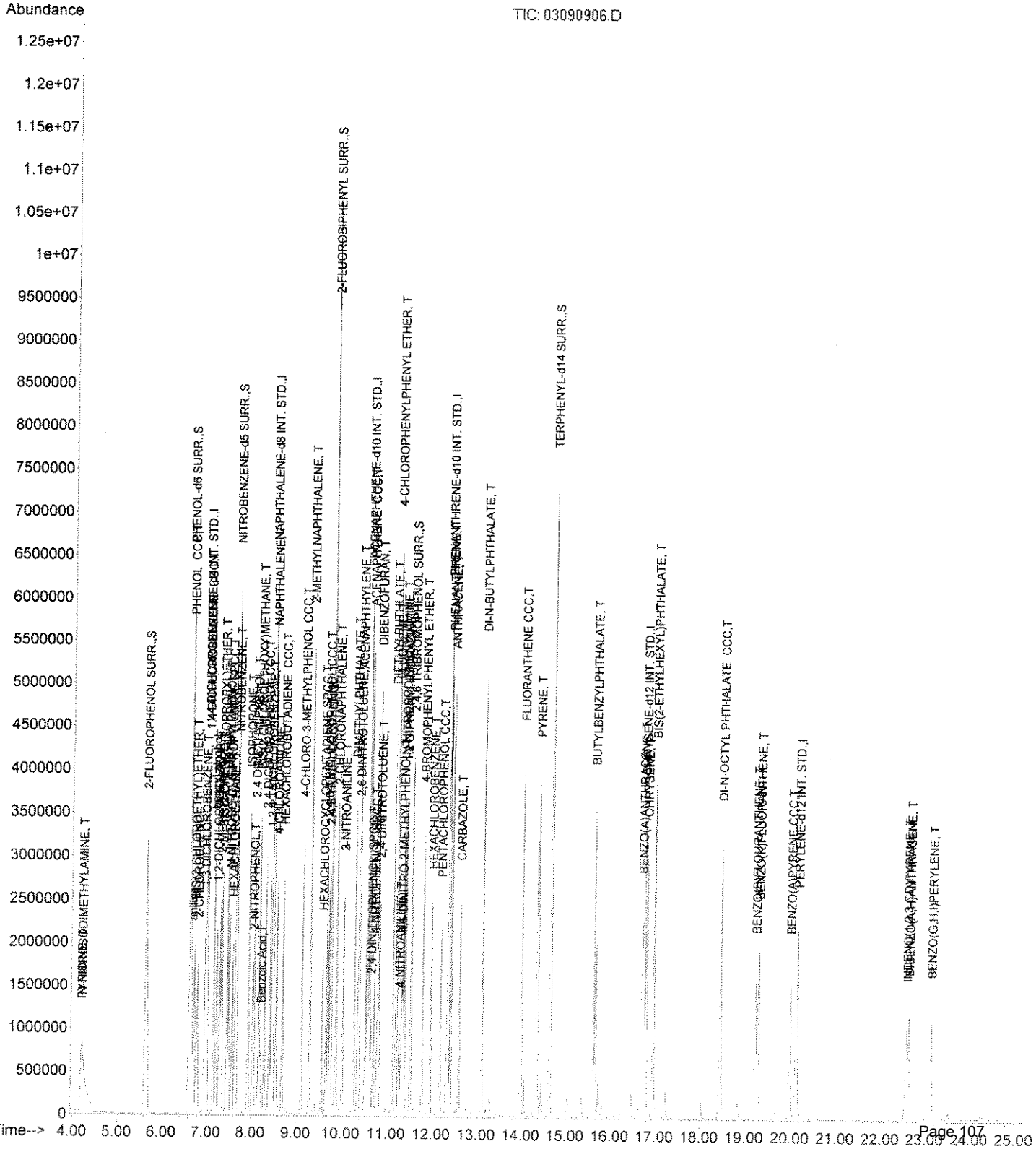

G3021709.M Tue Mar 10 12:33:07 2009 J

Quantitation Report (No Status)

Data Path : C:\MSDCHEM\1\DATA\MAR09\030909\
Data File : 03090907.D
Acq On : 9 Mar 2009 1:55 pm
Operator : J. Aquilina
Sample : bz std 30 ppb s08-2
Misc :
ALS Vial : 8 Sample Multiplier: 1

Quant Time: Mar 10 12:33:09 2009
Quant Title :
QLast Update : Wed Feb 18 09:48:17 2009
Response via : Initial Calibration

Internal Standards	R.T.	QIon	Response	Conc	Units	Dev(Min)
1) 1,4-DICHLOROBENZENE-d4 INT	6.97	150	1498564	40.00	PPB	0.03
2) NAPHTHALENE-d8 INT. STD.	8.44	136	4111602	40.00	PPB	0.02
4) ACENAPHTHENE-d10 INT. STD.	10.55	162	2060320	40.00	PPB	0.02
6) PHENANTHRENE-d10 INT. STD.	12.32	188	3227924	40.00	PPB	0.02
7) CHRYSENE-d12 INT. STD.	16.72	240	2750305	40.00	PPB	0.03
10) PERYLENE-d12 INT. STD.	20.12	264	2004640	40.00	PPB	0.03
System Monitoring Compounds						
3) NITROBENZENE-d5 SURR.	7.63	82	3121044	100.55	PPB	0.03
5) 2-FLUOROBIPHENYL SURR.	9.74	172	5611391	102.51	PPB	0.02
9) TERPHENYL-d14 SURR.	14.62	244	4581561	111.52	PPB	0.00
Target Compounds						Qvalue
8) BENZIDINE	14.18	184	1547888	30.00	PPB	94
11) 3,3'-DICHLOROBENZIDINE	16.66	252	673800	32.23	PPB	97

(#) = qualifier out of range (m) = manual integration (+) = signals summed

Quantitation Report (No Status)

Data Path : C:\MSDCHEM\1\DATA\MAR09\030909\
Data File : 03090907.D
Acq On : 9 Mar 2009 1:55 pm
Operator : J. Aquilina
Sample : bz std 30 ppb s08-2
Misc :
ALS Vial : 8 Sample Multiplier: 1

Quant Time: Mar 10 12:33:09 2009
Quant Title :
QLast Update : Wed Feb 18 09:48:17 2009
Response via : Initial Calibration



G3021709.M Tue Mar 10 12:33:09 2009 J

Quantitation Report (No Status)

Data Path : C:\MSDCHEM\1\DATA\MAR09\030909\
Data File : 03090908.D
Acq On : 9 Mar 2009 2:30 pm
Operator : J. Aquilina
Sample : bz std 10 ppb s08-2
Misc :
ALS Vial : 9 Sample Multiplier: 1

Quant Time: Mar 10 12:33:10 2009
Quant Title :
QLast Update : Wed Feb 18 09:48:17 2009
Response via : Initial Calibration

Internal Standards	R.T.	QIon	Response	Conc Units	Dev(Min)
1) 1,4-DICHLOROBENZENE-d4 INT	6.97	150	1605637	40.00 PPB	0.03
2) NAPHTHALENE-d8 INT. STD.	8.44	136	4457489	40.00 PPB	0.02
4) ACENAPHTHENE-d10 INT. STD.	10.55	162	2171210	40.00 PPB	0.02
6) PHENANTHRENE-d10 INT. STD.	12.32	188	3314454	40.00 PPB	0.02
7) CHRYSENE-d12 INT. STD.	16.71	240	3053013	40.00 PPB	0.03
10) PERYLENE-d12 INT. STD.	20.12	264	2188472	40.00 PPB	0.03
System Monitoring Compounds					
3) NITROBENZENE-d5 SURR.	7.63	82	3422100	101.70 PPB	0.03
5) 2-FLUOROBIPHENYL SURR.	9.74	172	5994808	103.92 PPB	0.02
9) TERPHENYL-d14 SURR.	14.63	244	4886629	107.15 PPB	0.01
Target Compounds					Qvalue
8) BENZIDINE	14.17	184	472497	8.25 PPB	93
11) 3,3'-DICHLOROBENZIDINE	16.66	252	255168	11.18 PPB	99

(#) = qualifier out of range (m) = manual integration (+) = signals summed

Quantitation Report (No Status)

Data Path : C:\MSDCHEM\1\DATA\MAR09\030909\
Data File : 03090908.D
Acq On : 9 Mar 2009 2:30 pm
Operator : J. Aquilina
Sample : bz std 10 ppb s08-2
Misc :
ALS Vial : 9 Sample Multiplier: 1

Quant Time: Mar 10 12:33:10 2009
Quant Title :
QLast Update : Wed Feb 18 09:48:17 2009
Response via : Initial Calibration

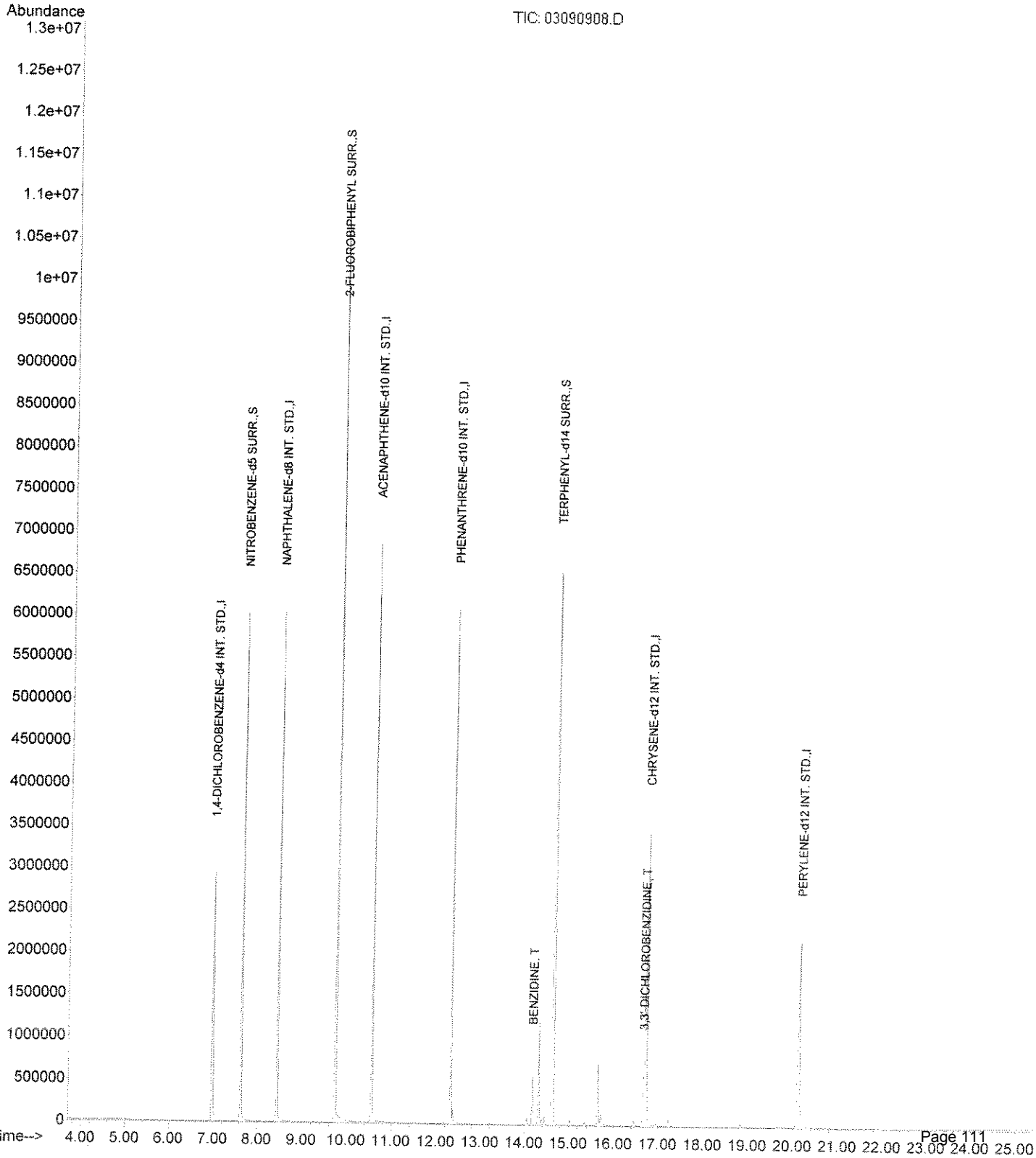

G3021709.M Tue Mar 10 12:33:10 2009 J

Quantitation Report (No Status)

Data Path : C:\MSDCHEM\1\DATA\MAR09\030909\
Data File : 03090909.D
Acq On : 9 Mar 2009 3:07 pm
Operator : J. Aquilina
Sample : bz qc std 30 ppb cc08-2
Misc :
ALS Vial : 10 Sample Multiplier: 1

Quant Time: Mar 10 12:33:11 2009
Quant Title :
QLast Update : Wed Feb 18 09:48:17 2009
Response via : Initial Calibration

Internal Standards	R.T.	QIon	Response	Conc Units	Dev(Min)
1) 1,4-DICHLOROBENZENE-d4 INT	6.97	150	1498721	40.00 PPB	0.02
2) NAPHTHALENE-d8 INT. STD.	8.44	136	4127256	40.00 PPB	0.02
4) ACENAPHTHENE-d10 INT. STD.	10.56	162	2052741	40.00 PPB	0.02
6) PHENANTHRENE-d10 INT. STD.	12.32	188	3219287	40.00 PPB	0.02
7) CHRYSENE-d12 INT. STD.	16.72	240	2849712	40.00 PPB	0.03
10) PERYLENE-d12 INT. STD.	20.11	264	2060804	40.00 PPB	0.02
System Monitoring Compounds					
3) NITROBENZENE-d5 SURR.	7.63	82	3266742	104.85 PPB	0.03
5) 2-FLUOROBIPHENYL SURR.	9.74	172	5838142	107.05 PPB	0.02
9) TERPHENYL-d14 SURR.	14.63	244	4745982	111.49 PPB	0.02
Target Compounds					Qvalue
8) BENZIDINE	14.18	184	1612433	30.16 PPB	94
11) 3,3'-DICHLOROBENZIDINE	16.66	252	741760	34.51 PPB	98

(#) = qualifier out of range (m) = manual integration (+) = signals summed

Quantitation Report (No Status)

Data Path : C:\MSDCHEM\1\DATA\MAR09\030909\
Data File : 03090909.D
Acq On : 9 Mar 2009 3:07 pm
Operator : J. Aquilina
Sample : bz qc std 30 ppb cc08-2
Misc :
ALS Vial : 10 Sample Multiplier: 1

Quant Time: Mar 10 12:33:11 2009
Quant Title :
QLast Update : Wed Feb 18 09:48:17 2009
Response via : Initial Calibration

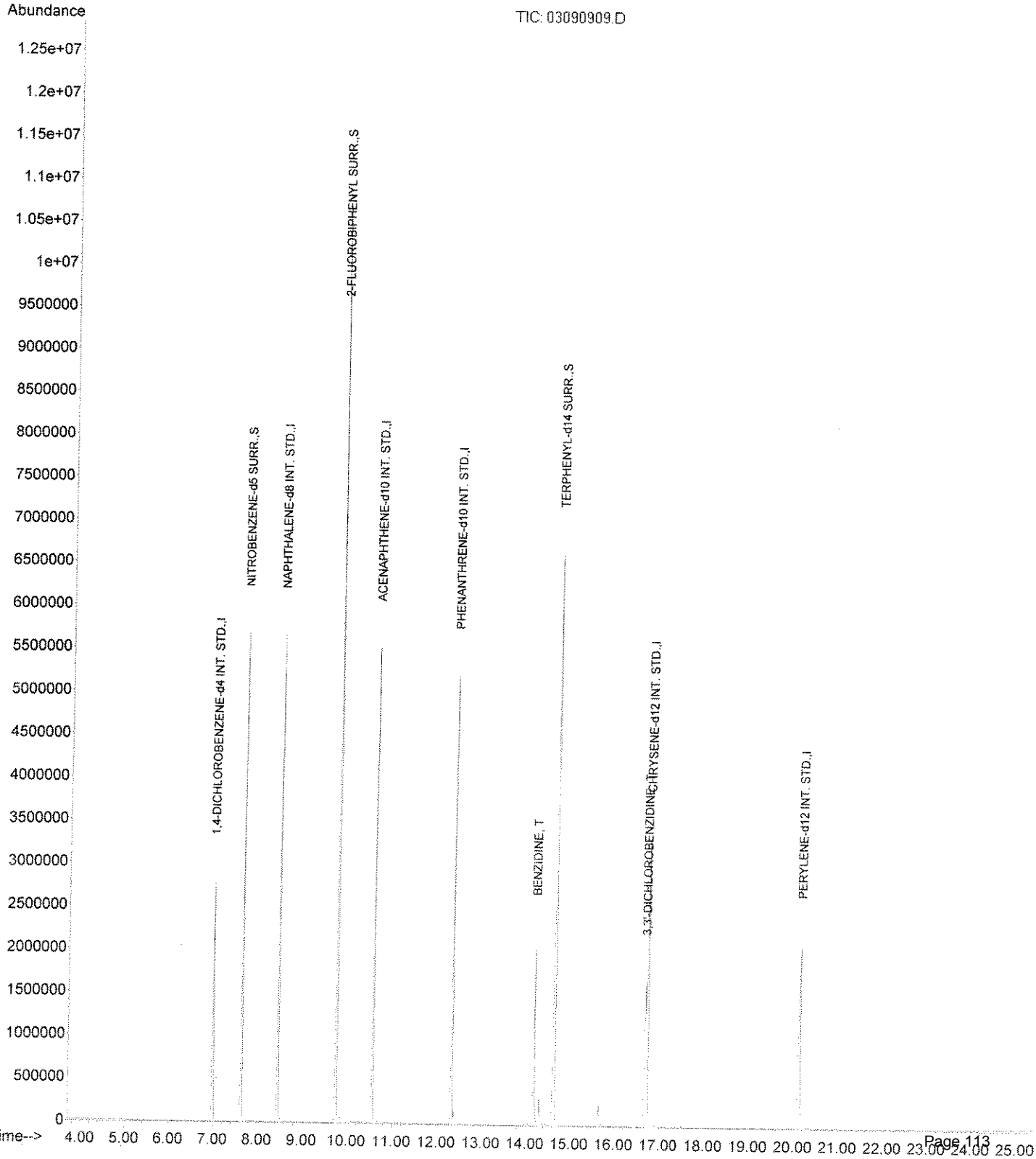

G3021709.M Tue Mar 10 12:33:11 2009 J

Quantitation Report (No Status)

Data Path : C:\MSDCHEM\1\DATA\MAR09\030909\
Data File : 03090913.D
Acq On : 9 Mar 2009 5:31 pm
Operator : J. Aquilina
Sample : bna method blank-water
Misc :
ALS Vial : 14 Sample Multiplier: 1

Quant Time: Mar 10 12:33:15 2009
Quant Title :
QLast Update : Wed Feb 18 09:48:17 2009
Response via : Initial Calibration

Internal Standards	R.T.	QIon	Response	Conc	Units	Dev(Min)
1) 1,4-DICHLOROBENZENE-d4 INT	6.97	150	1611157	40.00	PPB	-0.05
19) NAPHTHALENE-d8 INT. STD.	8.44	136	4189628	40.00	PPB	-0.04
35) ACENAPHTHENE-d10 INT. STD.	10.54	162	2049956	40.00	PPB	-0.04
54) PHENANTHRENE-d10 INT. STD.	12.31	188	3290531	40.00	PPB	-0.03
67) CHRYSENE-d12 INT. STD.	16.70	240	2912545	40.00	PPB	-0.07
75) PERYLENE-d12 INT. STD.	20.11	264	2016775	40.00	PPB	-0.06
System Monitoring Compounds						
4) 2-FLUOROPHENOL SURR.	5.61	112	1502222	46.89	PPB	-0.04
5) PHENOL-d6 SURR.	6.59	99	1335913	35.47	PPB	-0.05
20) NITROBENZENE-d5 SURR.	7.62	82	2406756	68.72	PPB	-0.04
39) 2-FLUOROBIPHENYL SURR.	9.73	172	4231049	75.39	PPB	-0.04
58) 2,4,6 TRIBROMOPHENOL SURR.	11.50	330	605386	92.06	PPB	-0.05
70) TERPHENYL-d14 SURR.	14.62	244	4532649	99.51	PPB	-0.05
Target Compounds						Qvalue
2) N-NITROSODIMETHYLAMINE	0.00	74	0	N.D.		
3) PYRIDINE	4.23	79	2047	N.D.		
6) PHENOL CCC	6.60	94	2640	N.D.		
7) aniline	6.64	93	675	N.D.		
8) BIS(2-CHLOROETHYL)ETHER	6.70	93	810	N.D.		
9) 2-CHLOROPHENOL	6.77	128	674	N.D.		
10) 1,3 DICHLOROBENZENE	6.93	146	252	N.D.		
11) 1,4 DICHLOROBENZENE CCC	6.98	146	518	N.D.		
12) benzyl alcohol	7.13	79	3330	N.D.		
13) 1,2-DICHLOROBENZENE	7.20	146	181	N.D.		
14) 2-METHYLPHENOL	7.27	108	788	N.D.		
15) BIS(2-CHLOROISOPROPYL)ETHE	7.30	45	2560	N.D.		
16) 4-METHYLPHENOL	7.42	107	672	N.D.		
17) N-NITROSO-DI-N-PROPYLAMINE	7.48	43	996	N.D.		
18) HEXACHLOROETHANE	0.00	117	0	N.D.		
21) NITROBENZENE	7.62	77	7938	N.D.		
22) ISOPHORONE	7.90	82	2383	N.D.		
23) 2,4 DIMETHYLPHENOL	7.86	107	261	N.D.		
24) Benzoic Acid	8.10	105	14520	0.67	PPB #	74
25) 2-NITROPHENOL	8.01	139	181	N.D.		
26) BIS(2-CHLOROETHOXY)METHANE	8.15	93	1286	N.D.		
27) 2,4 DICHLOROPHENOL CCC	8.28	162	222	N.D.		
28) 1,2,4 TRICHLOROBENZENE	8.38	180	281	N.D.		
29) NAPHTHALENE	8.46	128	3942	N.D.		
30) 4-CHLOROANILINE	8.45	127	266	N.D.		
31) HEXACHLOROBUTADIENE CCC	0.00	225	0	N.D.		
32) 4-CHLORO-3-METHYLPHENOL CC	9.12	107	1104	N.D.		
33) 2-METHYLNAPHTHALENE	9.28	142	3558	N.D.		
34) 2-NITROANILINE	9.99	138	177	N.D.		
36) HEXACHLOROCYCLOPENTADIENE	0.00	237	0	N.D.		
37) 2,4,6-TRICHLOROPHENOL CCC	0.00	196	0	N.D.		
38) 2,4,5 TRICHLOROPHENOL	0.00	196	0	N.D.		
40) 2-CHLORONAPHTHALENE	9.85	162	1485	N.D.		
41) DIMETHYLPHTHALATE	10.24	163	857	N.D.		
42) 2,6 DINITROTOLUENE	10.33	165	432	N.D.		
43) ACENAPHTHYLENE	10.36	152	1898	N.D.		
44) 3-NITROANILINE	9.99	65	392	N.D.		
45) ACENAPHTHENE CCC	10.58	153	1406	N.D.		
46) 2,4-DINITROPHENOL SPCC	0.00	184	0	N.D.		
47) 4-NITROPHENOL SPCC	10.70	65	180	N.D.		
48) DIBENZOFURAN	10.77	168	2726	N.D.		
49) 2,4 DINITROTOLUENE	10.80	165	972	N.D.		
50) DIETHYLPHTHLATE	11.09	149	4882	N.D.		
51) 4-CHLOROPHENYLPHENYL ETHER	11.17	204	427	N.D.		

Quantitation Report (No Status)

Data Path : C:\MSDCHEM\1\DATA\MAR09\030909\
Data File : 03090913.D
Acq On : 9 Mar 2009 5:31 pm
Operator : J. Aquilina
Sample : bna method blank-water
Misc :
ALS Vial : 14 Sample Multiplier: 1

Quant Time: Mar 10 12:33:15 2009
Quant Title :
QLast Update : Wed Feb 18 09:48:17 2009
Response via : Initial Calibration

Internal Standards	R.T.	QIon	Response	Conc Units	Dev(Min)
52) FLUORENE	11.18	166	1286	N.D.	
53) 4-NITROANILINE	0.00	138	0	N.D.	
55) 4,6-DINITRO-2-METHYLPHENOL	0.00	198	0	N.D.	
56) N-NITROSODIPHENYLAMINE	0.00	168	0	N.D.	
57) 1,2 DIPHENYLHYDRAZINE	11.36	77	3048	N.D.	
59) 4-BROMOPHENYLPHENYL ETHER	0.00	248	0	N.D.	
60) HEXACHLOROBENZENE	0.00	284	0	N.D.	
61) PENTACHLOROPHENOL CCC	0.00	266	0	N.D.	
62) PHENANTHRENE	12.34	178	2979	N.D.	
63) ANTHRACENE	12.38	178	537	N.D.	
64) CARBAZOLE	12.58	167	3052	N.D.	
65) DI-N-BUTYLPHTHALATE	13.09	149	55011	N.D.	
66) FLUORANTHENE CCC	13.96	202	742	N.D.	
68) BENZIDINE	0.00	184	0	N.D.	
69) PYRENE	14.32	202	614	N.D.	
71) BUTYLBENZYLPHTHALATE	15.57	149	6789	N.D.	
72) BIS(2-ETHYLHEXYL)PHTHALATE	16.93	149	186780	2.08 PPB	93
73) BENZO(A)ANTHRACENE	16.70	228	10739	N.D.	
74) CHRYSENE	16.70	228	10739	N.D.	
76) 3,3'-DICHLOROBENZIDINE	0.00	252	0	N.D.	
77) DI-N-OCTYL PHTHALATE CCC	18.43	149	22583	N.D.	
78) BENZO(B)FLOURANTHENE	19.18	252	2427	N.D.	
79) BENZO(K)FLUORANTHENE	19.21	252	4248	N.D.	
80) BENZO(A)PYRENE CCC	19.93	252	530	N.D.	
81) DIBENZO(A,H)ANTHRACENE	0.00	278	0	N.D.	
82) INDENO(1,2,3-CD)PYRENE	0.00	276	0	N.D.	
83) BENZO(G,H,I)PERYLENE	23.09	276	177	N.D.	

(#) = qualifier out of range (m) = manual integration (+) = signals summed

Quantitation Report (No Status)

Data Path : C:\MSDChem\1\DATA\mar09\030909bz\
Data File : 03090913.D
Acq On : 9 Mar 2009 5:31 pm
Operator : J. Aquilina
Sample : bna method blank-water
Misc :
ALS Vial : 14 Sample Multiplier: 1

Quant Time: Mar 10 12:31:14 2009
Quant Title :
QLast Update : Wed Feb 18 09:48:17 2009
Response via : Initial Calibration

Internal Standards	R.T.	QIon	Response	Conc	Units	Dev(Min)
1) 1,4-DICHLOROBENZENE-d4 INT	6.97	150	1615926	40.00	PPB	0.02
2) NAPHTHALENE-d8 INT. STD.	8.44	136	4185107	40.00	PPB	0.02
4) ACENAPHTHENE-d10 INT. STD.	10.54	162	2049956	40.00	PPB	0.01
6) PHENANTHRENE-d10 INT. STD.	12.31	188	3290531	40.00	PPB	0.02
7) CHRYSENE-d12 INT. STD.	16.70	240	2918454	40.00	PPB	0.01
10) PERYLENE-d12 INT. STD.	20.11	264	2038558	40.00	PPB	0.01
System Monitoring Compounds						
3) NITROBENZENE-d5 SURR.	7.62	82	2406756	76.18	PPB	0.02
5) 2-FLUOROBIPHENYL SURR.	9.73	172	4219224	77.47	PPB	0.00
9) TERPHENYL-d14 SURR.	14.62	244	4534548	104.02	PPB	0.00
Target Compounds						Qvalue
8) BENZIDINE	0.00	184	0	N.D.		
11) 3,3'-DICHLOROBENZIDINE	0.00	252	0	N.D.		

(#) = qualifier out of range (m) = manual integration (+) = signals summed

G3021709.M Tue Mar 10 12:31:25 2009 J

Quantitation Report (No Status)

Data Path : C:\MSDCHEM\1\DATA\MAR09\030909\
Data File : 03090913.D
Acq On : 9 Mar 2009 5:31 pm
Operator : J. Aquilina
Sample : bna method blank-water
Misc :
ALS Vial : 14 Sample Multiplier: 1

Quant Time: Mar 10 12:33:15 2009
Quant Title :
QLast Update : Wed Feb 18 09:48:17 2009
Response via : Initial Calibration

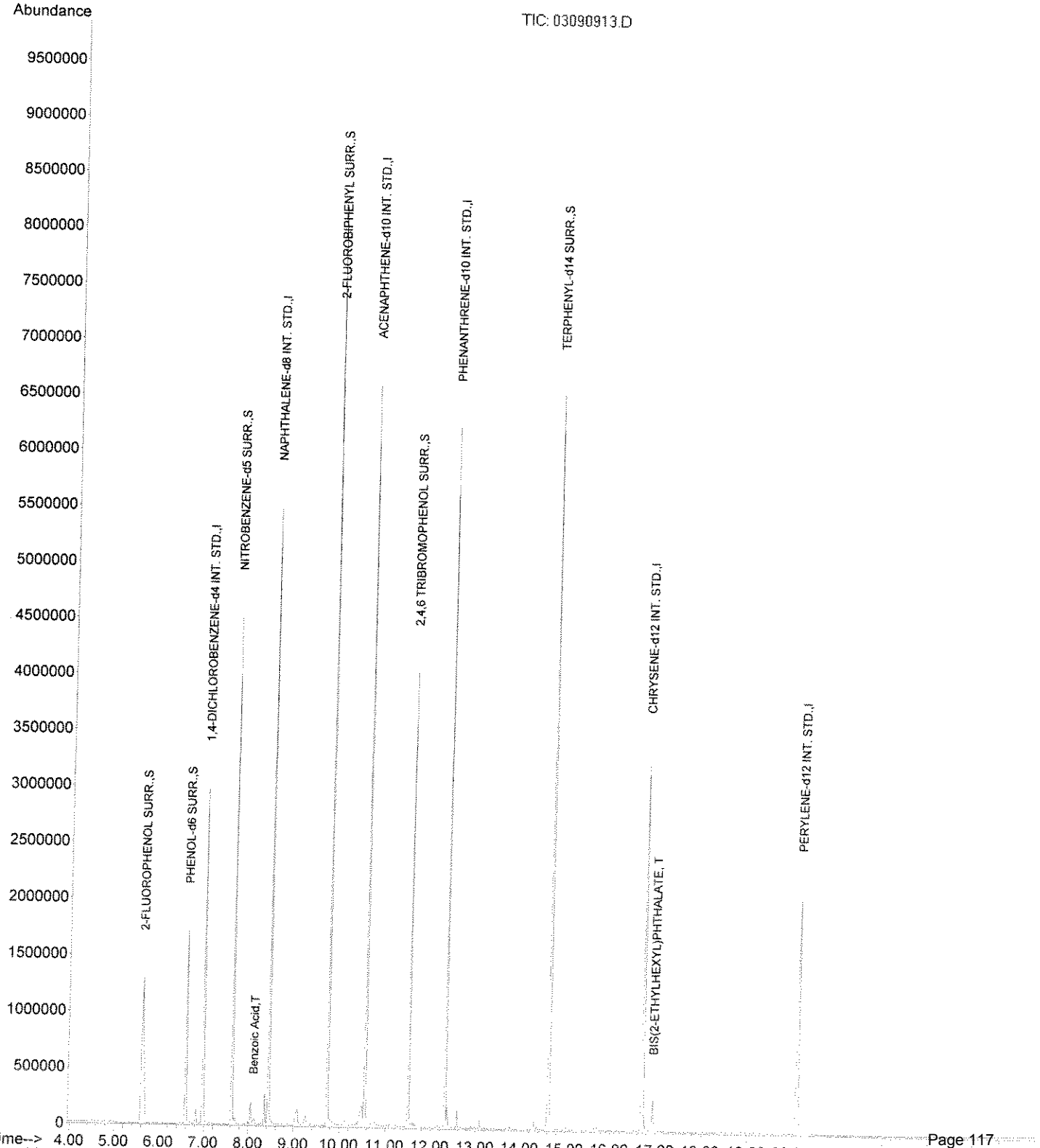

G3021709.M Tue Mar 10 12:33:15 2009 J

Quantitation Report (No Status)

Data Path : C:\MSDCHEM\1\DATA\MAR09\030909\
Data File : 03090914.D
Acq On : 9 Mar 2009 6:06 pm
Operator : J. Aquilina
Sample : bna ms-water+30+50+50 cc08-3
Misc : +40 atp as08-1
ALS Vial : 15 Sample Multiplier: 1

Quant Time: Mar 10 12:33:17 2009
Quant Title :
QLast Update : Wed Feb 18 09:48:17 2009
Response via : Initial Calibration

Internal Standards	R.T.	QIon	Response	Conc	Units		Dev(Min)
1) 1,4-DICHLOROBENZENE-d4 INT	6.96	150	1964209	40.00	PPB		-0.05
19) NAPHTHALENE-d8 INT. STD.	8.43	136	5045665	40.00	PPB		-0.05
35) ACENAPHTHENE-d10 INT. STD.	10.54	162	2259116	40.00	PPB		-0.04
54) PHENANTHRENE-d10 INT. STD.	12.31	188	3610247	40.00	PPB		-0.03
67) CHRYSENE-d12 INT. STD.	16.72	240	3143581	40.00	PPB		-0.05
75) PERYLENE-d12 INT. STD.	20.11	264	2202148	40.00	PPB		-0.06
System Monitoring Compounds							
4) 2-FLUOROPHENOL SURR.	5.60	112	1096437	28.07	PPB		-0.04
5) PHENOL-d6 SURR.	6.58	99	897324	19.54	PPB		-0.05
20) NITROBENZENE-d5 SURR.	7.63	82	3338187	79.14	PPB		-0.04
39) 2-FLUOROBIPHENYL SURR.	9.73	172	5273128	85.26	PPB		-0.03
58) 2,4,6 TRIBROMOPHENOL SURR.	11.50	330	658219	91.23	PPB		-0.04
70) TERPHENYL-d14 SURR.	14.62	244	5242748	106.64	PPB		-0.05
Target Compounds							Qvalue
2) N-NITROSODIMETHYLAMINE	4.20	74	389005	11.85	PPB		95
3) PYRIDINE	4.19	79	574384	10.74	PPB		96
6) PHENOL CCC	6.59	94	590604	11.05	PPB	#	33
7) aniline	6.64	93	891406	14.56	PPB	#	57
8) BIS(2-CHLOROETHYL)ETHER	6.69	93	1365428	25.70	PPB		86
9) 2-CHLOROPHENOL	6.76	128	1299995	31.10	PPB		98
10) 1,3 DICHLOROBENZENE	6.92	146	849989	18.48	PPB		93
11) 1,4 DICHLOROBENZENE CCC	6.98	146	833251	18.88	PPB		94
12) benzyl alcohol	7.13	79	732340	20.09	PPB		93
13) 1,2-DICHLOROBENZENE	7.20	146	901317	20.37	PPB		93
14) 2-METHYLPHENOL	7.27	108	970918m	23.79	PPB		
15) BIS(2-CHLOROISOPROPYL)ETHE	7.30	45	2190437	26.41	PPB	#	85
16) 4-METHYLPHENOL	7.43	107	1079695	21.24	PPB		98
17) N-NITROSO-DI-N-PROPYLAMINE	7.46	43	881239	26.50	PPB		96
18) HEXACHLOROETHANE	7.54	117	298685	16.57	PPB	#	86
21) NITROBENZENE	7.64	77	1124488	23.66	PPB		94
22) ISOPHORONE	7.90	82	2880985	24.33	PPB		97
23) 2,4 DIMETHYLPHENOL	8.03	107	1187353	30.24	PPB		85
24) Benzoic Acid	8.14	105	108596	4.16	PPB		87
25) 2-NITROPHENOL	8.01	139	983760	36.20	PPB		99
26) BIS(2-CHLOROETHOXY)METHANE	8.15	93	1741507	27.17	PPB		96
27) 2,4 DICHLOROPHENOL CCC	8.28	162	1229621	36.05	PPB		99
28) 1,2,4 TRICHLOROBENZENE	8.39	180	738872	19.46	PPB		98
29) NAPHTHALENE	8.46	128	2877039	23.31	PPB		95
30) 4-CHLOROANILINE	8.54	127	1438751	26.79	PPB		96
31) HEXACHLOROBUTADIENE CCC	8.66	225	294871	14.82	PPB		99
32) 4-CHLORO-3-METHYLPHENOL CC	9.09	107	1223642	32.10	PPB	#	81
33) 2-METHYLNAPHTHALENE	9.27	142	2376939	27.19	PPB		92
34) 2-NITROANILINE	10.01	138	1086256	34.22	PPB		87
36) HEXACHLOROCYCLOPENTADIENE	9.54	237	294632	16.36	PPB		99
37) 2,4,6-TRICHLOROPHENOL CCC	9.63	196	908352	39.69	PPB	#	84
38) 2,4,5 TRICHLOROPHENOL	9.68	196	981092	41.69	PPB	#	87
40) 2-CHLORONAPHTHALENE	9.85	162	1815068	25.75	PPB		100
41) DIMETHYLPHTHALATE	10.25	163	2206486	25.03	PPB		98
42) 2,6 DINITROTOLUENE	10.34	165	624930	30.58	PPB		96
43) ACENAPHTHYLENE	10.36	152	3327528	28.88	PPB		94
44) 3-NITROANILINE	10.01	65	804772	32.67	PPB		90
45) ACENAPHTHENE CCC	10.58	153	1976725	28.78	PPB		96
46) 2,4-DINITROPHENOL SPCC	10.62	184	267270	31.92	PPB		88
47) 4-NITROPHENOL SPCC	10.68	65	99402	7.11	PPB	#	51
48) DIBENZOFURAN	10.77	168	3126075	32.49	PPB		78
49) 2,4 DINITROTOLUENE	10.80	165	807312	30.58	PPB		75
50) DIETHYLPHTHLATE	11.09	149	2755735	29.02	PPB		98
51) 4-CHLOROPHENYLPHENYL ETHER	11.17	204	1101825	28.09	PPB	#	70

3021709.M Tue Mar 10 12:33:17 2009 J

Quantitation Report (No Status)

Data Path : C:\MSDCHEM\1\DATA\MAR09\030909\
Data File : 03090914.D
Acq On : 9 Mar 2009 6:06 pm
Operator : J. Aquilina
Sample : bna ms-water+30+50+50 cc08-3
Misc : +40 atp as08-1
ALS Vial : 15 Sample Multiplier: 1

Quant Time: Mar 10 12:33:17 2009
Quant Title :
QLast Update : Wed Feb 18 09:48:17 2009
Response via : Initial Calibration

Internal Standards	R.T.	QIon	Response	Conc Units		Dev(Min)
52) FLUORENE	11.19	166	2149849	29.72 PPB		97
53) 4-NITROANILINE	11.25	138	704497	49.11 PPB		90
55) 4,6-DINITRO-2-METHYLPHENOL	11.31	198	576145	44.27 PPB	#	71
56) N-NITROSODIPHENYLAMINE	11.33	168	1082262	28.11 PPB	#	98
57) 1,2 DIPHENYLHYDRAZINE	11.36	77	2831919	26.49 PPB	#	77
59) 4-BROMOPHENYLPHENYL ETHER	11.75	248	598905	30.76 PPB		91
60) HEXACHLOROBENZENE	11.95	284	596735	28.49 PPB	#	100
61) PENTACHLOROPHENOL CCC	12.16	266	502486	45.58 PPB		97
62) PHENANTHRENE	12.34	178	3049788	31.35 PPB		99
63) ANTHRACENE	12.39	178	3022753	29.45 PPB		99
64) CARBAZOLE	12.59	167	2919200	31.64 PPB		97
65) DI-N-BUTYLPHTHALATE	13.08	149	5134611	30.06 PPB		99
66) FLUORANTHENE CCC	13.96	202	3623694	30.34 PPB		98
68) BENZIDINE	13.34	184	172	No Calib	#	
69) PYRENE	14.33	202	3572271	32.84 PPB		99
71) BUTYLBENZYLPHTHALATE	15.59	149	2169765	31.50 PPB		91
72) BIS(2-ETHYLHEXYL)PHTHALATE	16.92	149	3072517	31.69 PPB		96
73) BENZO(A)ANTHRACENE	16.66	228	2447546	28.75 PPB		99
74) CHRYSENE	16.77	228	2489088	31.21 PPB		100
76) 3,3'-DICHLOROBENZIDINE	16.33	252	356	No Calib	#	
77) DI-N-OCTYL PHTHALATE CCC	18.41	149	4813354	36.10 PPB		98
78) BENZO(B)FLOURANTHENE	19.20	252	2208849	33.53 PPB		91
79) BENZO(K)FLUORANTHENE	19.26	252	1933570	32.02 PPB		99
80) BENZO(A)PYRENE CCC	19.96	252	1794512	32.57 PPB		85
81) DIBENZO(A,H)ANTHRACENE	22.60	278	1348900	29.69 PPB		94
82) INDENO(1,2,3-CD)PYRENE	22.54	276	1244655m	27.75 PPB		
83) BENZO(G,H,I)PERYLENE	23.10	276	1325808	27.82 PPB		94

(#) = qualifier out of range (m) = manual integration (+) = signals summed

Quantitation Report (No Status)

Data Path : C:\MSDChem\1\DATA\mar09\030909bz\
Data File : 03090914.D
Acq On : 9 Mar 2009 6:06 pm
Operator : J. Aquilina
Sample : bna ms-water+30+50+50 cc08-3
Misc : +40 atp as08-1
ALS Vial : 15 Sample Multiplier: 1

Quant Time: Mar 10 12:31:30 2009
Quant Title :
QLast Update : Wed Feb 18 09:48:17 2009
Response via : Initial Calibration

Internal Standards	R.T.	QIon	Response	Conc	Units	Dev(Min)
1) 1,4-DICHLOROBENZENE-d4 INT	6.96	150	1944620	40.00	PPB	0.02
2) NAPHTHALENE-d8 INT. STD.	8.43	136	5055106	40.00	PPB	0.01
4) ACENAPHTHENE-d10 INT. STD.	10.54	162	2259116	40.00	PPB	0.01
6) PHENANTHRENE-d10 INT. STD.	12.31	188	3610247	40.00	PPB	0.02
7) CHRYSENE-d12 INT. STD.	16.72	240	3144290	40.00	PPB	0.03
10) PERYLENE-d12 INT. STD.	20.11	264	2233142	40.00	PPB	0.02
System Monitoring Compounds						
3) NITROBENZENE-d5 SURR.	7.63	82	3338187	87.47	PPB	0.02
5) 2-FLUOROBIPHENYL SURR.	9.73	172	5273128	87.86	PPB	0.01
9) TERPHENYL-d14 SURR.	14.62	244	5242033	111.61	PPB	0.00
Target Compounds						Qvalue
8) BENZIDINE	14.16	184	1722	N.D.		
11) 3,3'-DICHLOROBENZIDINE	16.66	252	1082399	46.48	PPB	99

(#) = qualifier out of range (m) = manual integration (+) = signals summed

G3021709.M Tue Mar 10 12:31:32 2009 J

Quantitation Report (No Status)

Data Path : C:\MSDCHEM\1\DATA\MAR09\030909\
Data File : 03090914.D
Acq On : 9 Mar 2009 6:06 pm
Operator : J. Aquilina
Sample : bna ms-water+30+50+50 cc08-3
Misc : +40 atp as08-1
ALS Vial : 15 Sample Multiplier: 1

Quant Time: Mar 10 12:33:17 2009
Quant Title :
QLast Update : Wed Feb 18 09:48:17 2009
Response via : Initial Calibration



Quantitation Report (No Status)

Data Path : C:\MSDCHEM\1\DATA\MAR09\030909\
Data File : 03090915.D
Acq On : 9 Mar 2009 6:40 pm
Operator : J. Aquilina
Sample : bna msd-water+30+50+50 cc08-3
Misc : +40 atp as08-1
ALS Vial : 16 Sample Multiplier: 1

Quant Time: Mar 10 12:33:19 2009
Quant Title :
QLast Update : Wed Feb 18 09:48:17 2009
Response via : Initial Calibration

Internal Standards	R.T.	QIon	Response	Conc Units		Dev(Min)
1) 1,4-DICHLOROBENZENE-d4 INT	6.96	150	1924328	40.00 PPB		-0.05
19) NAPHTHALENE-d8 INT. STD.	8.43	136	4998608	40.00 PPB		-0.05
35) ACENAPHTHENE-d10 INT. STD.	10.54	162	2195043	40.00 PPB		-0.04
54) PHENANTHRENE-d10 INT. STD.	12.31	188	3551611	40.00 PPB		-0.04
67) CHRYSENE-d12 INT. STD.	16.70	240	3038272	40.00 PPB		-0.07
75) PERYLENE-d12 INT. STD.	20.10	264	2133841	40.00 PPB		-0.07
System Monitoring Compounds						
4) 2-FLUOROPHENOL SURR.	5.59	112	1240537	32.42 PPB		-0.05
5) PHENOL-d6 SURR.	6.58	99	993618	22.09 PPB		-0.05
20) NITROBENZENE-d5 SURR.	7.62	82	3301618	79.01 PPB		-0.04
39) 2-FLUOROBIPHENYL SURR.	9.73	172	5380322	89.53 PPB		-0.04
58) 2,4,6 TRIBROMOPHENOL SURR.	11.50	330	653771	92.11 PPB		-0.04
70) TERPHENYL-d14 SURR.	14.61	244	4885244	102.81 PPB		-0.05
Target Compounds						Qvalue
2) N-NITROSODIMETHYLAMINE	4.20	74	425082	13.22 PPB		94
3) PYRIDINE	4.18	79	589892	11.26 PPB		95
6) PHENOL CCC	6.59	94	667344	12.74 PPB	#	33
7) aniline	6.62	93	1091963	18.21 PPB	#	56
8) BIS(2-CHLOROETHYL)ETHER	6.68	93	1345776	25.85 PPB		89
9) 2-CHLOROPHENOL	6.76	128	1408356	34.39 PPB		98
10) 1,3 DICHLOROBENZENE	6.91	146	1022269	22.69 PPB		94
11) 1,4 DICHLOROBENZENE CCC	6.97	146	966124	22.34 PPB		93
12) benzyl alcohol	7.13	79	761256	21.31 PPB		94
13) 1,2-DICHLOROBENZENE	7.18	146	1006825	23.22 PPB		94
14) 2-METHYLPHENOL	7.26	108	1076280m	26.92 PPB		
15) BIS(2-CHLOROISOPROPYL)ETHE	7.30	45	1989984	24.49 PPB	#	85
16) 4-METHYLPHENOL	7.42	107	1206803	24.23 PPB		98
17) N-NITROSO-DI-N-PROPYLAMINE	7.46	43	837785	25.72 PPB		97
18) HEXACHLOROETHANE	7.54	117	370495	20.98 PPB	#	86
21) NITROBENZENE	7.63	77	1118141	23.75 PPB		94
22) ISOPHORONE	7.91	82	2703507	23.04 PPB		98
23) 2,4 DIMETHYLPHENOL	8.03	107	1285542	33.05 PPB		84
24) Benzoic Acid	8.12	105	38623	1.49 PPB	#	60
25) 2-NITROPHENOL	8.00	139	1030080	38.26 PPB		99
26) BIS(2-CHLOROETHOXY)METHANE	8.15	93	1592793	25.08 PPB		96
27) 2,4 DICHLOROPHENOL CCC	8.27	162	1199827	35.51 PPB		98
28) 1,2,4 TRICHLOROBENZENE	8.38	180	797973	21.22 PPB		98
29) NAPHTHALENE	8.46	128	2798866	22.89 PPB		94
30) 4-CHLOROANILINE	8.53	127	1462948	27.50 PPB		95
31) HEXACHLOROBUTADIENE CCC	8.66	225	382013	19.38 PPB		100
32) 4-CHLORO-3-METHYLPHENOL CC	9.09	107	1234265	32.68 PPB	#	80
33) 2-METHYLNAPHTHALENE	9.27	142	2400786	27.72 PPB		93
34) 2-NITROANILINE	10.00	138	988805	31.44 PPB		88
36) HEXACHLOROCYCLOPENTADIENE	9.53	237	341089	19.49 PPB		99
37) 2,4,6-TRICHLOROPHENOL CCC	9.62	196	911488	40.99 PPB	#	84
38) 2,4,5 TRICHLOROPHENOL	9.67	196	988144	43.21 PPB	#	87
40) 2-CHLORONAPHTHALENE	9.85	162	1776716	25.94 PPB		100
41) DIMETHYLPHTHALATE	10.24	163	2086098	24.36 PPB		98
42) 2,6 DINITROTOLUENE	10.33	165	586575	29.54 PPB		95
43) ACENAPHTHYLENE	10.35	152	3129770	27.96 PPB		93
44) 3-NITROANILINE	10.00	65	728636	30.44 PPB		90
45) ACENAPHTHENE CCC	10.58	153	1904736	28.54 PPB		99
46) 2,4-DINITROPHENOL SPCC	10.61	184	84075	10.33 PPB		90
47) 4-NITROPHENOL SPCC	10.68	65	77150	5.68 PPB	#	48
48) DIBENZOFURAN	10.76	168	2937146	31.41 PPB	#	77
49) 2,4 DINITROTOLUENE	10.79	165	744242	29.02 PPB	#	75
50) DIETHYLPHTHLATE	11.09	149	2580059	27.96 PPB		98
51) 4-CHLOROPHENYLPHENYL ETHER	11.17	204	1050408	27.56 PPB	#	69

Quantitation Report (No Status)

Data Path : C:\MSDCHEM\1\DATA\MAR09\030909\
Data File : 03090915.D
Acq On : 9 Mar 2009 6:40 pm
Operator : J. Aquilina
Sample : bna msd-water+30+50+50 cc08-3
Misc : +40 atp as08-1
ALS Vial : 16 Sample Multiplier: 1

Quant Time: Mar 10 12:33:19 2009
Quant Title :
QLast Update : Wed Feb 18 09:48:17 2009
Response via : Initial Calibration

Internal Standards	R.T.	QIon	Response	Conc Units		Dev(Min)
52) FLUORENE	11.18	166	2044948	29.10 PPB		97
53) 4-NITROANILINE	11.24	138	681235	48.88 PPB		88
55) 4,6-DINITRO-2-METHYLPHENOL	11.30	198	447753	34.97 PPB	#	72
56) N-NITROSODIPHENYLAMINE	11.32	168	1028977	27.16 PPB	#	100
57) 1,2 DIPHENYLHYDRAZINE	11.35	77	2550996	24.26 PPB		93
59) 4-BROMOPHENYLPHENYL ETHER	11.76	248	558617	29.17 PPB		92
60) HEXACHLOROBENZENE	11.94	284	560129	27.19 PPB	#	100
61) PENTACHLOROPHENOL CCC	12.16	266	476451	43.94 PPB		97
62) PHENANTHRENE	12.34	178	2786207	29.11 PPB		99
63) ANTHRACENE	12.39	178	2836189	28.09 PPB		99
64) CARBAZOLE	12.58	167	2807378	30.93 PPB		96
65) DI-N-BUTYLPHTHALATE	13.08	149	4668886	27.78 PPB		99
66) FLUORANTHENE CCC	13.96	202	3253014	27.69 PPB		98
68) BENZIDINE	13.26	184	2886	No Calib	#	
69) PYRENE	14.33	202	3314807	31.53 PPB		99
71) BUTYLBENZYLPHTHALATE	15.58	149	2060005	30.94 PPB		91
72) BIS(2-ETHYLHEXYL)PHTHALATE	16.92	149	2753954	29.38 PPB		97
73) BENZO(A)ANTHRACENE	16.65	228	2265050	27.53 PPB		99
74) CHRYSENE	16.76	228	2261634	29.34 PPB		99
76) 3,3'-DICHLOROBENZIDINE	16.31	252	182	No Calib	#	
77) DI-N-OCTYL PHTHALATE CCC	18.41	149	4425495	34.26 PPB		98
78) BENZO(B)FLOURANTHENE	19.19	252	2060407	32.28 PPB		91
79) BENZO(K)FLUORANTHENE	19.25	252	1768628	30.23 PPB		96
80) BENZO(A)PYRENE CCC	19.95	252	1689828	31.65 PPB		86
81) DIBENZO(A,H)ANTHRACENE	22.59	278	1238568	28.14 PPB		94
82) INDENO(1,2,3-CD)PYRENE	22.53	276	1140239m	26.23 PPB		
83) BENZO(G,H,I)PERYLENE	23.09	276	1198291	25.95 PPB		94

(#) = qualifier out of range (m) = manual integration (+) = signals summed

Quantitation Report (No Status)

Data Path : C:\MSDChem\1\DATA\mar09\030909bz\
Data File : 03090915.D
Acq On : 9 Mar 2009 6:40 pm
Operator : J. Aquilina
Sample : bna msd-water+30+50+50 cc08-3
Misc : +40 atp as08-1
ALS Vial : 16 Sample Multiplier: 1

Quant Time: Mar 10 12:31:37 2009
Quant Title :
QLast Update : Wed Feb 18 09:48:17 2009
Response via : Initial Calibration

Internal Standards	R.T.	QIon	Response	Conc	Units	Dev(Min)
1) 1,4-DICHLOROBENZENE-d4 INT	6.96	150	1917709	40.00	PPB	0.02
2) NAPHTHALENE-d8 INT. STD.	8.43	136	5014576	40.00	PPB	0.00
4) ACENAPHTHENE-d10 INT. STD.	10.54	162	2196465	40.00	PPB	0.01
6) PHENANTHRENE-d10 INT. STD.	12.31	188	3551611	40.00	PPB	0.01
7) CHRYSENE-d12 INT. STD.	16.70	240	3041261	40.00	PPB	0.01
10) PERYLENE-d12 INT. STD.	20.10	264	2162567	40.00	PPB	0.00
System Monitoring Compounds						
3) NITROBENZENE-d5 SURR.	7.62	82	3301618	87.22	PPB	0.02
5) 2-FLUOROBIPHENYL SURR.	9.73	172	5380322	92.20	PPB	0.00
9) TERPHENYL-d14 SURR.	14.61	244	4902989	107.93	PPB	0.00
Target Compounds						Qvalue
8) BENZIDINE	14.16	184	56343	0.99	PPB	89
11) 3,3'-DICHLOROBENZIDINE	16.66	252	1077661	47.78	PPB	98

(#) = qualifier out of range (m) = manual integration (+) = signals summed

G3021709.M Tue Mar 10 12:31:40 2009 J

Quantitation Report (No Status)

Data Path : C:\MSDCHEM\1\DATA\MAR09\030909\
Data File : 03090915.D
Acq On : 9 Mar 2009 6:40 pm
Operator : J. Aquilina
Sample : bna msd-water+30+50+50 cc08-3
Misc : +40 atp as08-1
ALS Vial : 16 Sample Multiplier: 1

Quant Time: Mar 10 12:33:19 2009
Quant Title :
QLast Update : Wed Feb 18 09:48:17 2009
Response via : Initial Calibration

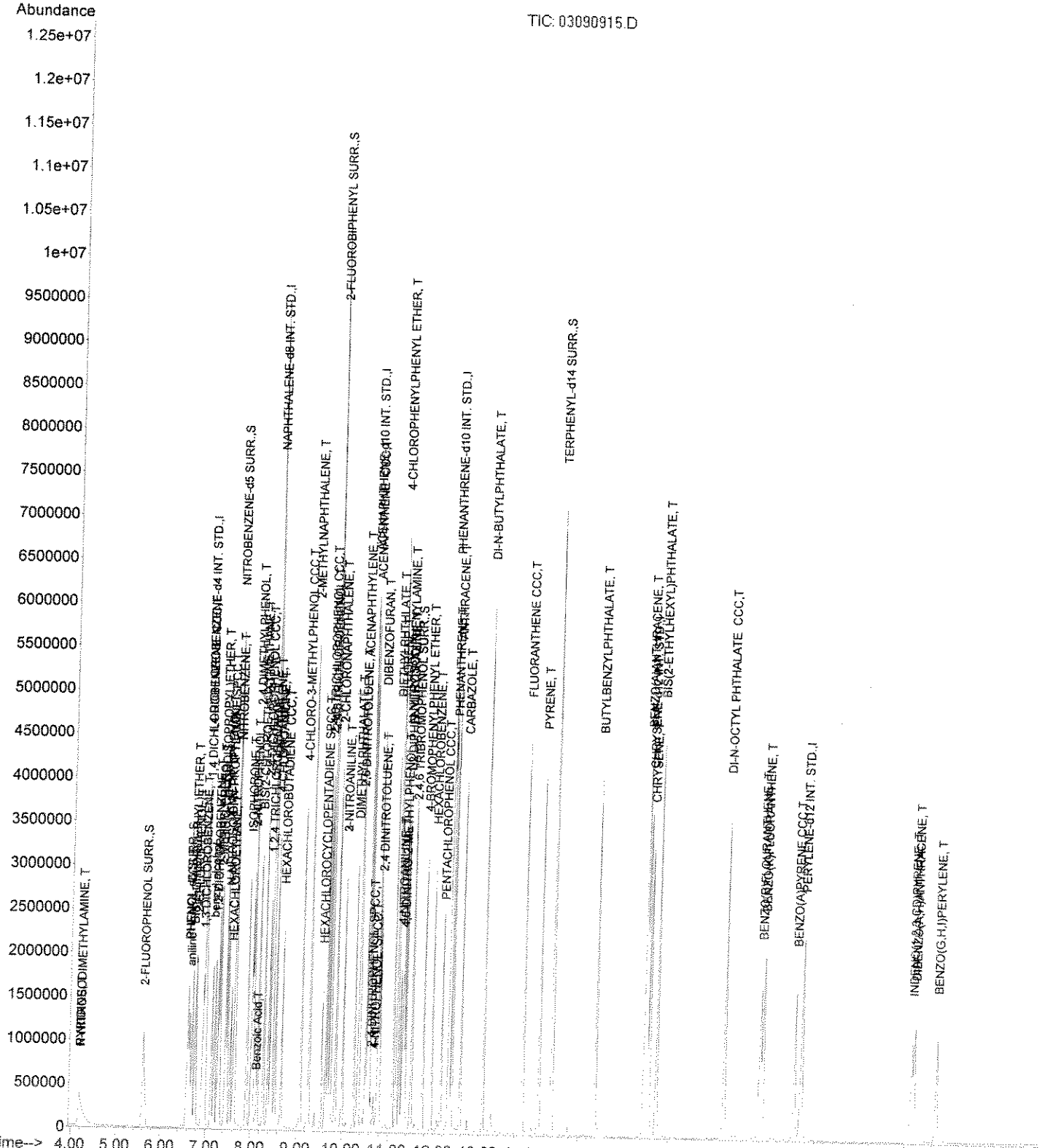

33021709.M Tue Mar 10 12:33:20 2009 J

Quantitation Report (No Status)

Data Path : C:\MSDCHEM\1\DATA\MAR09\030909\
Data File : 03090916.D
Acq On : 9 Mar 2009 7:15 pm
Operator : J. Aquilina
Sample : bna lcs-water+30+50+50 cc08-3
Misc : +40 atp as08-1
ALS Vial : 17 Sample Multiplier: 1

Quant Time: Mar 11 10:27:40 2009
Quant Title :
QLast Update : Wed Feb 18 09:48:17 2009
Response via : Initial Calibration

Internal Standards	R.T.	QIon	Response	Conc	Units		Dev(Min)
1) 1,4-DICHLOROBENZENE-d4 INT	6.95	150	2039447	40.00	PPB		-0.06
19) NAPHTHALENE-d8 INT. STD.	8.43	136	5317489	40.00	PPB		-0.05
35) ACENAPHTHENE-d10 INT. STD.	10.53	162	2326639	40.00	PPB		-0.05
54) PHENANTHRENE-d10 INT. STD.	12.30	188	3684936	40.00	PPB		-0.05
67) CHRYSENE-d12 INT. STD.	16.70	240	3216094	40.00	PPB		-0.07
75) PERYLENE-d12 INT. STD.	20.10	264	2204069	40.00	PPB		-0.07
System Monitoring Compounds							
4) 2-FLUOROPHENOL SURR.	5.59	112	1871306	46.14	PPB		-0.06
5) PHENOL-d6 SURR.	6.57	99	1593979	33.43	PPB		-0.06
20) NITROBENZENE-d5 SURR.	7.61	82	3382093	76.08	PPB		-0.05
39) 2-FLUOROBIPHENYL SURR.	9.73	172	5686504	89.28	PPB		-0.04
58) 2,4,6 TRIBROMOPHENOL SURR.	11.50	330	761121	103.35	PPB		-0.04
70) TERPHENYL-d14 SURR.	14.61	244	5115033	101.70	PPB		-0.05
Target Compounds							Qvalue
2) N-NITROSODIMETHYLAMINE	4.18	74	838010	24.59	PPB		97
3) PYRIDINE	4.17	79	906657	16.33	PPB		96
6) PHENOL CCC	6.59	94	1004500	18.10	PPB	#	43
7) aniline	6.63	93	1265933	19.92	PPB	#	49
8) BIS(2-CHLOROETHYL)ETHER	6.69	93	1246343	22.59	PPB		83
9) 2-CHLOROPHENOL	6.76	128	1817859	41.89	PPB		99
10) 1,3 DICHLOROBENZENE	6.92	146	1096987	22.97	PPB		93
11) 1,4 DICHLOROBENZENE CCC	6.97	146	1081949	23.61	PPB		93
12) benzyl alcohol	7.12	79	1049258	27.72	PPB		93
13) 1,2-DICHLOROBENZENE	7.19	146	1057094	23.01	PPB		94
14) 2-METHYLPHENOL	7.26	108	1534443m	36.22	PPB		
15) BIS(2-CHLOROISOPROPYL)ETHE	7.30	45	2127401	24.71	PPB	#	85
16) 4-METHYLPHENOL	7.43	107	1688800	31.99	PPB		97
17) N-NITROSO-DI-N-PROPYLAMINE	7.46	43	878769	25.45	PPB		94
18) HEXACHLOROETHANE	7.53	117	423316	22.62	PPB	#	86
21) NITROBENZENE	7.64	77	1090448	21.77	PPB		94
22) ISOPHORONE	7.90	82	2756817	22.09	PPB		98
23) 2,4 DIMETHYLPHENOL	8.03	107	1523033m	36.80	PPB		
24) Benzoic Acid	8.18	105	512856	18.66	PPB		83
25) 2-NITROPHENOL	8.00	139	1211034	42.29	PPB		99
26) BIS(2-CHLOROETHOXY)METHANE	8.15	93	1602029	23.71	PPB		97
27) 2,4 DICHLOROPHENOL CCC	8.27	162	1547569	43.06	PPB		98
28) 1,2,4 TRICHLOROBENZENE	8.37	180	881769	22.04	PPB		98
29) NAPHTHALENE	8.45	128	2925511	22.49	PPB		94
30) 4-CHLOROANILINE	8.52	127	1383481	24.45	PPB		97
31) HEXACHLOROBUTADIENE CCC	8.66	225	437945	20.89	PPB		99
32) 4-CHLORO-3-METHYLPHENOL CC	9.09	107	1648739	41.04	PPB	#	81
33) 2-METHYLNAPHTHALENE	9.26	142	2511534	27.26	PPB		92
34) 2-NITROANILINE	10.00	138	973358	29.10	PPB		89
36) HEXACHLOROCYCLOPENTADIENE	9.53	237	399532	21.54	PPB		98
37) 2,4,6-TRICHLOROPHENOL CCC	9.63	196	1122341	47.61	PPB	#	85
38) 2,4,5 TRICHLOROPHENOL	9.67	196	1142775	47.15	PPB	#	86
40) 2-CHLORONAPHTHALENE	9.84	162	1819481	25.06	PPB		100
41) DIMETHYLPHTHALATE	10.24	163	2406484	26.51	PPB		98
42) 2,6 DINITROTOLUENE	10.33	165	569232	27.04	PPB		94
43) ACENAPHTHYLENE	10.35	152	3188841	26.88	PPB		93
44) 3-NITROANILINE	10.00	65	720055	28.38	PPB		89
45) ACENAPHTHENE CCC	10.58	153	1915273	27.07	PPB		90
46) 2,4-DINITROPHENOL SPCC	10.61	184	619885	71.89	PPB		88
47) 4-NITROPHENOL SPCC	10.68	65	243137	16.90	PPB	#	50
48) DIBENZOFURAN	10.77	168	3001295	30.28	PPB		78
49) 2,4 DINITROTOLUENE	10.80	165	741669	27.28	PPB	#	73
50) DIETHYLPHTHLATE	11.10	149	2619781	26.79	PPB		98
51) 4-CHLOROPHENYLPHENYL ETHER	11.16	204	1061515	26.27	PPB	#	68

Quantitation Report (No Status)

Data Path : C:\MSDCHEM\1\DATA\MAR09\030909\
Data File : 03090916.D
Acq On : 9 Mar 2009 7:15 pm
Operator : J. Aquilina
Sample : bna lcs-water+30+50+50 cc08-3
Misc : +40 atp as08-1
ALS Vial : 17 Sample Multiplier: 1

Quant Time: Mar 11 10:27:40 2009
Quant Title :
QLast Update : Wed Feb 18 09:48:17 2009
Response via : Initial Calibration

Internal Standards	R.T.	QIon	Response	Conc Units		Dev(Min)
52) FLUORENE	11.18	166	2074427	27.85 PPB		97
53) 4-NITROANILINE	11.24	138	662663	44.86 PPB		87
55) 4,6-DINITRO-2-METHYLPHENOL	11.30	198	860831	64.80 PPB	#	73
56) N-NITROSODIPHENYLAMINE	11.32	168	1062720	27.04 PPB	#	97
57) 1,2 DIPHENYLHYDRAZINE	11.36	77	2704903	24.79 PPB	#	78
59) 4-BROMOPHENYLPHENYL ETHER	11.75	248	568121	28.59 PPB		91
60) HEXACHLOROBENZENE	11.94	284	568998	26.62 PPB	#	100
61) PENTACHLOROPHENOL CCC	12.15	266	707358	62.87 PPB		96
62) PHENANTHRENE	12.34	178	2740555	27.60 PPB		99
63) ANTHRACENE	12.39	178	2847388	27.18 PPB		99
64) CARBAZOLE	12.57	167	2610356	27.72 PPB		96
65) DI-N-BUTYLPHTHALATE	13.08	149	4606501	26.42 PPB		99
66) FLUORANTHENE CCC	13.96	202	3293564	27.02 PPB		97
68) BENZIDINE	13.25	184	3503	No Calib	#	
69) PYRENE	14.31	202	3319179	29.82 PPB		100
71) BUTYLBENZYLPHTHALATE	15.57	149	2056413	29.18 PPB		91
72) BIS(2-ETHYLHEXYL)PHTHALATE	16.92	149	2859874	28.83 PPB		96
73) BENZO(A)ANTHRACENE	16.65	228	2329843	26.75 PPB		99
74) CHRYSENE	16.76	228	2265049	27.76 PPB		99
76) 3,3'-DICHLOROBENZIDINE	16.30	252	434	No Calib	#	
77) DI-N-OCTYL PHTHALATE CCC	18.41	149	4496058	33.69 PPB		97
78) BENZO(B)FLOURANTHENE	19.18	252	2049589	31.09 PPB		91
79) BENZO(K)FLUORANTHENE	19.25	252	1841534	30.47 PPB		99
80) BENZO(A)PYRENE CCC	19.94	252	1664601	30.18 PPB		85
81) DIBENZO(A,H)ANTHRACENE	22.58	278	1233371	27.13 PPB		93
82) INDENO(1,2,3-CD)PYRENE	22.54	276	1171541m	26.09 PPB		
83) BENZO(G,H,I)PERYLENE	23.09	276	1208993	25.34 PPB		94

(#) = qualifier out of range (m) = manual integration (+) = signals summed

Quantitation Report (No Status)

Data Path : C:\MSDChem\1\DATA\mar09\030909bz\
Data File : 03090916.D
Acq On : 9 Mar 2009 7:15 pm
Operator : J. Aquilina
Sample : bna lcs-water+30+50+50 cc08-3
Misc : +40 atp as08-1
ALS Vial : 17 Sample Multiplier: 1

Quant Time: Mar 10 12:31:45 2009
Quant Title :
QLast Update : Wed Feb 18 09:48:17 2009
Response via : Initial Calibration

Internal Standards	R.T.	QIon	Response	Conc	Units	Dev(Min)
1) 1,4-DICHLOROBENZENE-d4 INT	6.95	150	2055926	40.00	PPB	0.01
2) NAPHTHALENE-d8 INT. STD.	8.43	136	5317463	40.00	PPB	0.00
4) ACENAPHTHENE-d10 INT. STD.	10.53	162	2333152	40.00	PPB	0.00
6) PHENANTHRENE-d10 INT. STD.	12.30	188	3684936	40.00	PPB	0.00
7) CHRYSENE-d12 INT. STD.	16.70	240	3215905	40.00	PPB	0.02
10) PERYLENE-d12 INT. STD.	20.10	264	2251281	40.00	PPB	0.00
System Monitoring Compounds						
3) NITROBENZENE-d5 SURR.	7.61	82	3382093	84.25	PPB	0.01
5) 2-FLUOROBIPHENYL SURR.	9.73	172	5686504	91.74	PPB	0.01
9) TERPHENYL-d14 SURR.	14.61	244	5123108	106.65	PPB	0.00
Target Compounds						Qvalue
8) BENZIDINE	14.15	184	851	N.D.		
11) 3,3'-DICHLOROBENZIDINE	16.65	252	979435	41.72	PPB	98

(#) = qualifier out of range (m) = manual integration (+) = signals summed

G3021709.M Tue Mar 10 12:31:47 2009 J

Quantitation Report (No Status)

Data Path : C:\MSDCHEM\1\DATA\MAR09\030909\
Data File : 03090916.D
Acq On : 9 Mar 2009 7:15 pm
Operator : J. Aquilina
Sample : bna lcs-water+30+50+50 cc08-3
Misc : +40 atp as08-1
ALS Vial : 17 Sample Multiplier: 1

Quant Time: Mar 10 12:33:21 2009
Quant Title :
QLast Update : Wed Feb 18 09:48:17 2009
Response via : Initial Calibration

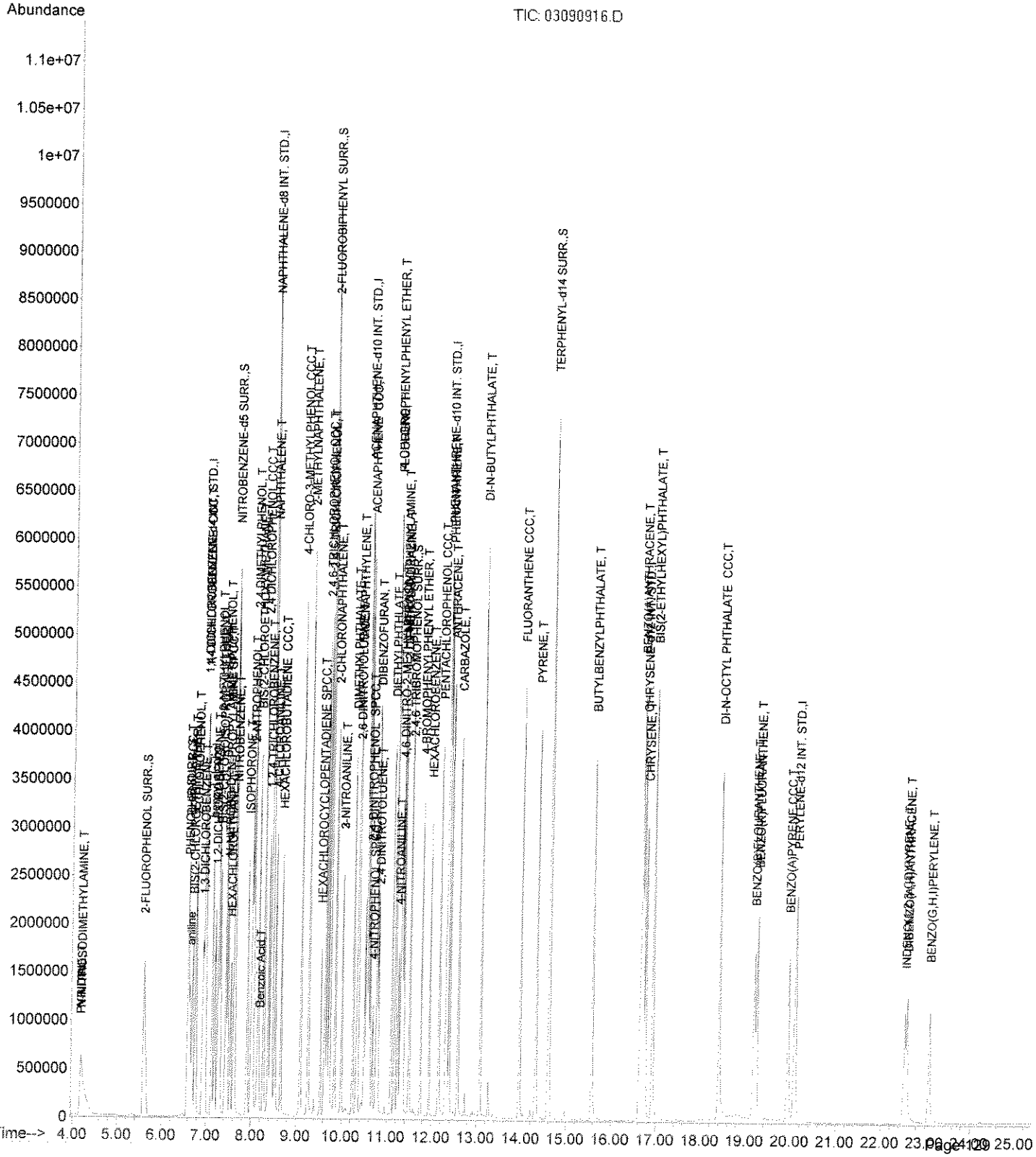

Quantitation Report (No Status)

Data Path : C:\MSDCHEM\1\DATA\MAR09\030909\
Data File : 03090917.D
Acq On : 9 Mar 2009 7:49 pm
Operator : J. Aquilina
Sample : bna smp 790*1 1L tcl cat. b
Misc : 3/5/09
ALS Vial : 18 Sample Multiplier: 1

Quant Time: Mar 10 12:33:23 2009
Quant Title :
QLast Update : Wed Feb 18 09:48:17 2009
Response via : Initial Calibration

Internal Standards	R.T.	QIon	Response	Conc Units	Dev(Min)
1) 1,4-DICHLOROBENZENE-d4 INT	6.95	150	1643143	40.00 PPB	-0.06
19) NAPHTHALENE-d8 INT. STD.	8.42	136	4367406	40.00 PPB	-0.06
35) ACENAPHTHENE-d10 INT. STD.	10.53	162	2107872	40.00 PPB	-0.05
54) PHENANTHRENE-d10 INT. STD.	12.30	188	3249861	40.00 PPB	-0.05
67) CHRYSENE-d12 INT. STD.	16.68	240	2918268	40.00 PPB	-0.09
75) PERYLENE-d12 INT. STD.	20.09	264	2037438	40.00 PPB	-0.08
System Monitoring Compounds					
4) 2-FLUOROPHENOL SURR.	5.59	112	679210	20.79 PPB	-0.06
5) PHENOL-d6 SURR.	6.57	99	665488	17.33 PPB	-0.06
20) NITROBENZENE-d5 SURR.	7.61	82	1509859	41.35 PPB	-0.05
39) 2-FLUOROBIPHENYL SURR.	9.71	172	2859496	49.55 PPB	-0.06
58) 2,4,6 TRIBROMOPHENOL SURR.	11.48	330	432719	66.63 PPB	-0.06
70) TERPHENYL-d14 SURR.	14.60	244	3438893	75.35 PPB	-0.07
Target Compounds					Qvalue
2) N-NITROSODIMETHYLAMINE	0.00	74	0	N.D.	
3) PYRIDINE	4.21	79	2801	N.D.	
6) PHENOL CCC	6.58	94	4008	N.D.	
7) aniline	6.63	93	2808	N.D.	
8) BIS(2-CHLOROETHYL)ETHER	6.63	93	2808	N.D.	
9) 2-CHLOROPHENOL	6.74	128	1375	N.D.	
10) 1,3 DICHLOROBENZENE	6.91	146	1228	N.D.	
11) 1,4 DICHLOROBENZENE CCC	6.97	146	2260	N.D.	
12) benzyl alcohol	7.11	79	5246	N.D.	
13) 1,2-DICHLOROBENZENE	7.18	146	1016	N.D.	
14) 2-METHYLPHENOL	7.25	108	869	N.D.	
15) BIS(2-CHLOROISOPROPYL)ETHE	7.28	45	1323	N.D.	
16) 4-METHYLPHENOL	7.41	107	2040	N.D.	
17) N-NITROSO-DI-N-PROPYLAMINE	7.52	43	3691	N.D.	
18) HEXACHLOROETHANE	7.57	117	180	N.D.	
21) NITROBENZENE	7.60	77	6757	N.D.	
22) ISOPHORONE	7.89	82	3361	N.D.	
23) 2,4 DIMETHYLPHENOL	8.03	107	2047	N.D.	
24) Benzoic Acid	8.11	105	6000	N.D.	
25) 2-NITROPHENOL	7.99	139	766	N.D.	
26) BIS(2-CHLOROETHOXY)METHANE	8.13	93	2524	N.D.	
27) 2,4 DICHLOROPHENOL CCC	8.26	162	960	N.D.	
28) 1,2,4 TRICHLOROBENZENE	8.37	180	444	N.D.	
29) NAPHTHALENE	8.45	128	6028	N.D.	
30) 4-CHLOROANILINE	8.51	127	2597	N.D.	
31) HEXACHLOROBUTADIENE CCC	0.00	225	0	N.D.	
32) 4-CHLORO-3-METHYLPHENOL CC	9.11	107	16198	N.D.	
33) 2-METHYLNAPHTHALENE	9.26	142	4398	N.D.	
34) 2-NITROANILINE	9.89	138	1178	N.D.	
36) HEXACHLOROCYCLOPENTADIENE	0.00	237	0	N.D.	
37) 2,4,6-TRICHLOROPHENOL CCC	9.62	196	955	N.D.	
38) 2,4,5 TRICHLOROPHENOL	9.67	196	1461	N.D.	
40) 2-CHLORONAPHTHALENE	9.83	162	3168	N.D.	
41) DIMETHYLPHTHALATE	10.23	163	1972	N.D.	
42) 2,6 DINITROTOLUENE	10.29	165	3718	N.D.	
43) ACENAPHTHYLENE	10.34	152	4311	N.D.	
44) 3-NITROANILINE	9.98	65	526	N.D.	
45) ACENAPHTHENE CCC	10.56	153	4816	N.D.	
46) 2,4-DINITROPHENOL SPCC	10.58	184	185	N.D.	
47) 4-NITROPHENOL SPCC	10.71	65	1946	N.D.	
48) DIBENZOFURAN	10.75	168	6128	N.D.	
49) 2,4 DINITROTOLUENE	10.78	165	814	N.D.	
50) DIETHYLPHTHLATE	11.08	149	6592	N.D.	
51) 4-CHLOROPHENYLPHENYL ETHER	11.16	204	1447	N.D.	

Quantitation Report (No Status)

Data Path : C:\MSDCHEM\1\DATA\MAR09\030909\
Data File : 03090917.D
Acq On : 9 Mar 2009 7:49 pm
Operator : J. Aquilina
Sample : bna smp 790*1 1L tcl cat. b
Misc : 3/5/09
ALS Vial : 18 Sample Multiplier: 1

Quant Time: Mar 10 12:33:23 2009
Quant Title :
QLast Update : Wed Feb 18 09:48:17 2009
Response via : Initial Calibration

Internal Standards	R.T.	QIon	Response	Conc Units	Dev(Min)
52) FLUORENE	11.17	166	2961	N.D.	
53) 4-NITROANILINE	11.28	138	3742	N.D.	
55) 4,6-DINITRO-2-METHYLPHENOL	11.27	198	508	N.D.	
56) N-NITROSODIPHENYLAMINE	11.30	168	1694	N.D.	
57) 1,2 DIPHENYLHYDRAZINE	11.35	77	2956	N.D.	
59) 4-BROMOPHENYLPHENYL ETHER	11.74	248	582	N.D.	
60) HEXACHLOROBENZENE	11.93	284	198	N.D.	
61) PENTACHLOROPHENOL CCC	12.14	266	882	N.D.	
62) PHENANTHRENE	12.32	178	8829	N.D.	
63) ANTHRACENE	12.37	178	6353	N.D.	
64) CARBAZOLE	12.57	167	9317	N.D.	
65) DI-N-BUTYLPHTHALATE	13.07	149	69303	N.D.	
66) FLUORANTHENE CCC	13.95	202	11573	N.D.	
68) BENZIDINE	13.54	184	1593	No Calib	#
69) PYRENE	14.31	202	11489	N.D.	
71) BUTYLBENZYLPHTHALATE	15.56	149	15793	N.D.	
72) BIS(2-ETHYLHEXYL)PHTHALATE	16.91	149	671537	7.46 PPB 7.5	95
73) BENZO(A)ANTHRACENE	16.64	228	23916	N.D.	
74) CHRYSENE	16.73	228	17853	N.D.	
76) 3,3'-DICHLOROBENZIDINE	0.00	252	0	N.D.	
77) DI-N-OCTYL PHTHALATE CCC	18.46	149	0	N.D.	
78) BENZO(B)FLOURANTHENE	19.21	252	11818	N.D.	
79) BENZO(K)FLUORANTHENE	19.19	252	22075	N.D.	
80) BENZO(A)PYRENE CCC	19.91	252	7835	N.D.	
81) DIBENZO(A,H)ANTHRACENE	22.57	278	5751	N.D.	
82) INDENO(1,2,3-CD)PYRENE	22.50	276	7547	N.D.	
83) BENZO(G,H,I)PERYLENE	23.06	276	7478	N.D.	

(#) = qualifier out of range (m) = manual integration (+) = signals summed

Quantitation Report (No Status)

Data Path : C:\MSDChem\1\DATA\mar09\030909bz\
Data File : 03090917.D
Acq On : 9 Mar 2009 7:49 pm
Operator : J. Aquilina
Sample : bna smp 790*1 1L tcl cat. b
Misc : 3/5/09
ALS Vial : 18 Sample Multiplier: 1

Quant Time: Mar 10 12:31:53 2009
Quant Title :
QLast Update : Wed Feb 18 09:48:17 2009
Response via : Initial Calibration

Internal Standards	R.T.	QIon	Response	Conc	Units	Dev(Min)
1) 1,4-DICHLOROBENZENE-d4 INT	6.95	150	1650631	40.00	PPB	0.00
2) NAPHTHALENE-d8 INT. STD.	8.42	136	4371959	40.00	PPB	0.00
4) ACENAPHTHENE-d10 INT. STD.	10.53	162	2107872	40.00	PPB	0.00
6) PHENANTHRENE-d10 INT. STD.	12.30	188	3249861	40.00	PPB	0.00
7) CHRYSENE-d12 INT. STD.	16.68	240	2916910	40.00	PPB	0.00
10) PERYLENE-d12 INT. STD.	20.09	264	2076943	40.00	PPB	0.00
System Monitoring Compounds						
3) NITROBENZENE-d5 SURR.	7.61	82	1506784	45.65	PPB	0.00
5) 2-FLUOROBIPHENYL SURR.	9.71	172	2859496	51.06	PPB	0.00
9) TERPHENYL-d14 SURR.	14.60	244	3442091	79.00	PPB	-0.02
Target Compounds						Qvalue
8) BENZIDINE	14.28	184	1895	N.D.		
11) 3,3'-DICHLOROBENZIDINE	16.65	252	2511	N.D.		

(#) = qualifier out of range (m) = manual integration (+) = signals summed

G3021709.M Tue Mar 10 12:31:56 2009 J

Quantitation Report (Qedit)

Data Path : C:\MSDCHEM\1\DATA\MAR09\030909\
Data File : 03090917.D
Acq On : 9 Mar 2009 7:49 pm
Operator : J. Aquilina
Sample : bna smp 790*1 1L tcl cat. b
Misc : 3/5/09
ALS Vial : 18 Sample Multiplier: 1

Quant Time: Mar 10 12:33:23 2009
Quant Title :
QLast Update : Wed Feb 18 09:48:17 2009
Response via : Initial Calibration

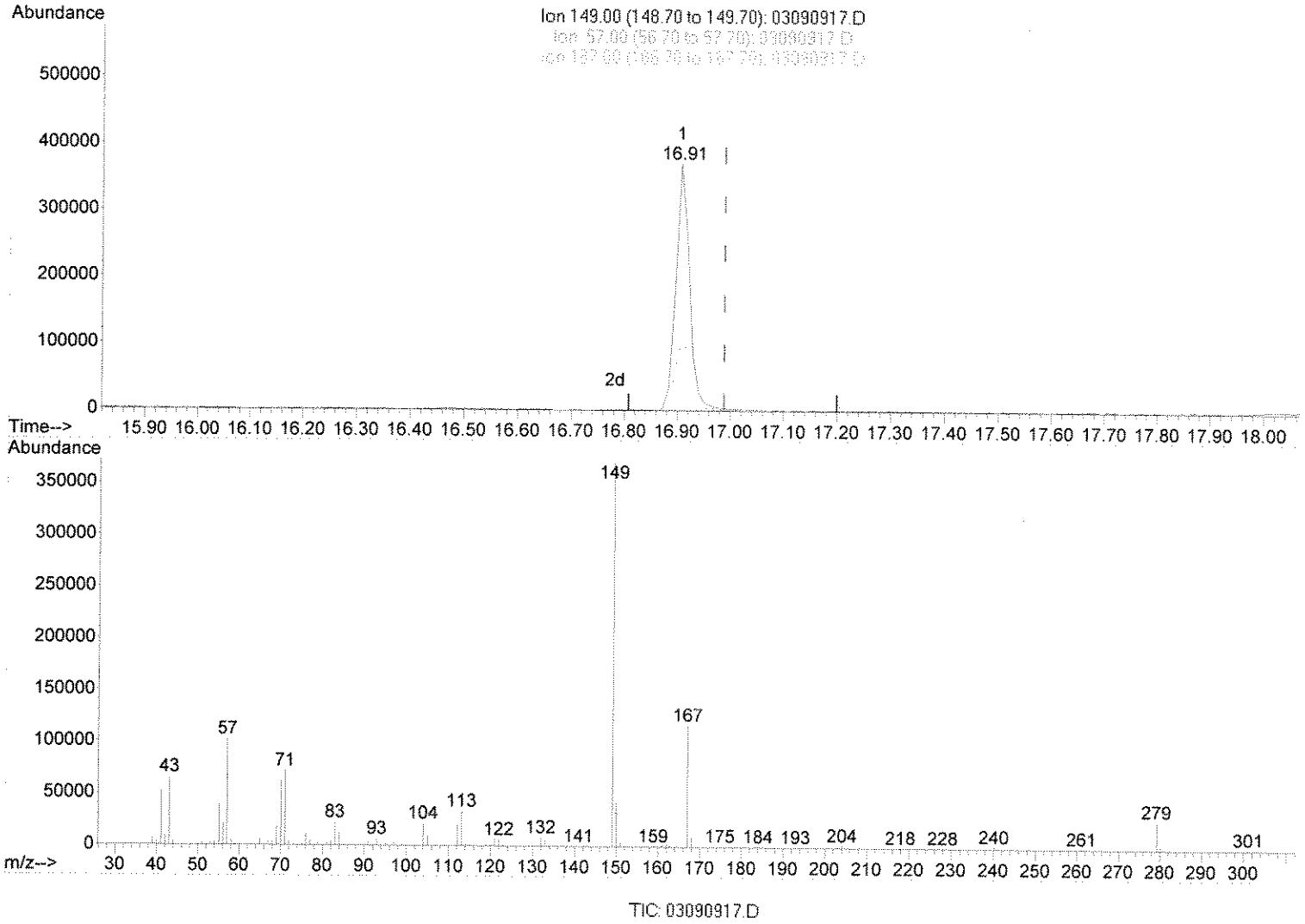

TIC: 03090917.D

(72) BIS(2-ETHYLHEXYL)PHTHALATE (T)

16.906min (-0.083) 7.46PPB

response 671537

Ion	Exp%	Act%
149.00	100	100
57.00	25.60	27.70
167.00	35.50	31.88
0.00	0.00	0.00

Quantitation Report (No Status)

Data Path : C:\MSDCHEM\1\DATA\MAR09\030909\
Data File : 03090917.D
Acq On : 9 Mar 2009 7:49 pm
Operator : J. Aquilina
Sample : bna smp 790*1 1L tcl cat. b
Misc : 3/5/09
ALS Vial : 18 Sample Multiplier: 1

Quant Time: Mar 10 12:33:23 2009
Quant Title :
QLast Update : Wed Feb 18 09:48:17 2009
Response via : Initial Calibration



VOCs BY EPA METHOD 8260 - QC DELIVERABLES

Conformance/Nonconformance Summary-8260

Ecotest Sample ID: 290790.00.

QC criteria were met for the following unless stated otherwise:

* Method blank
* MDL study
* Surrogate recoveries
* Matrix Spike & Matrix Spike Duplicate RPD
* Matrix Spike & Matrix Spike Duplicate % recoveries.

Several compounds slightly exceeded the upper lab established limit for matrix spike recovery
This enhanced recovery was probably caused by sample foaming. (see MS/MSD recovery summary)

* Reference sample
* Holding Time (USEPA SW846)
* Initial instrument calibration & continuing calibration
* GCMS Tune criteria
* Internal Standard Recovery

Lab Chronicle

Laboratory Number	Date Collected	Date Received	Instrument Name	Sample	Date Extracted	Date of Analysis	8260 Holding Time (days)
290790.00	3/4/09	3/4/09	GCMSV#4	Pelahm Bay Landfill- Leachate	na	3/5/09	1

Analytical Results Summary GCMSV4 Method 8260B

Lab Number	Sample Aliquot	Final Water Volume	Dilution Factor	Column
290790.00	5ml	5ml	1	J&W DB-VRX 0.18mm

Method Detection and Practical Quantitation Limits for Extractions and Aqeous Samples GCMSV4 EPA Method 8260

Compound	MDL (ug/L)	PQL (ug/L)
dichlorodifluoromethane	0.09	1
chlorodifluoromethane	0.14	1
chloromethane	0.18	1
vinyl chloride	0.21	1
bromomethane	0.14	1
chloroethane	0.23	1
trichlorofluoromethane	0.13	1
freon	0.29	1
acetone	3.52	10
1,1-dichloroethene	0.27	1
methylene chloride	0.19	1
carbon disulfide	0.15	1
tert-butylmethylether	0.17	1
trans-1,2-dichloroethene	0.28	1
vinyl acetate	0.13	10
1,1-dichloroethane	0.17	1
methyl ethyl ketone	1.39	10
2,2-dichloropropane	0.25	1
cis-1,2-dichloroethene	0.21	1
chloroform	0.15	1
bromochloromethane	0.25	1
1,1,1-trichloroethane	0.08	1
1,1-dichloropropene	0.19	1
carbon tetrachloride	0.23	1
1,2-dichloroethane	0.13	1
benzene	0.09	1
trichloroethene	0.15	1
1,2-dichloropropane	0.07	1
bromodichloromethane	0.09	1
dibromomethane	0.22	1
2-chloroethylvinylether	0.19	1
4-methyl-2-pentanone	0.59	10
cis-1,3-dichloropropene	0.26	1
toluene	0.10	1
trans-1,3-dichloropropene	0.14	1
1,1,2-trichloroethane	0.29	1
2-hexanone	0.56	10
1,3-dichloropropane	0.17	1

Compound	MDL (ug/L)	PQL (ug/L)
tetrachloroethene	0.27	1
dibromochloromethane	0.16	1
1,2-dibromoethane	0.20	1
chlorobenzene	0.17	1
1,1,1,2-tetrachloroethane	0.17	1
ethylbenzene	0.03	1
m+p xylene	0.21	2
o-xylene	0.11	1
styrene	0.09	1
bromoform	0.24	1
isopropylbenzene	0.13	1
1,1,2,2-tetrachloroethane	0.13	1
1,2,3-trichloropropane	0.20	1
n-propylbenzene	0.16	1
bromobenzene	0.14	1
p-ethyltoluene	0.17	1
1,3,5-trimethylbenzene	0.22	1
2-chlorotoluene	0.09	1
4-chlorotoluene	0.17	1
tert-butylbenzene	0.28	1
1,2,4-trimethylbenzene	0.13	1
sec-butylbenzene	0.16	1
4-isopropyltoluene	0.17	1
1,3-dichlorobenzene	0.15	1
1,4-dichlorobenzene	0.15	1
1,2,3-trimethylbenzene	0.12	1
n-butylbenzene	0.15	1
p-diethylbenzene	0.18	1
1,2-dichlorobenzene	0.17	1
1,2,4,5-tetramethylbenzene	0.13	1
1,2-dibromo-3-chloropropan	0.42	1
1,2,4-trichlorobenzene	0.25	1
hexachlorobutadiene	0.25	1
naphthalene	0.14	1
1,2,3-trichlorobenzene	0.25	1

4A

VOLATILE METHOD BLANK SUMMARY

SAMPLE NO.

water blank

Lab Name: Ecotest Labs, Inc. Contract: _____

Project No.: _____ Site: _____ Location: _____ Group: _____

Lab File ID: 03050909.D Lab Sample ID: water blank

Date Analyzed: 3/5/09 Time Analyzed: 13:47

GC Column: DB-VRX ID: 0.18 (mm) Heated Purge: (Y/N) N

Instrument ID: GCMSV4

THIS METHOD BLANK APPLIES TO THE FOLLOWING SAMPLES, MS AND MSD:

	SAMPLE NO.	LAB SAMPLE ID	LAB FILE ID	TIME ANALYZED
01	290790.00 5ml	Sample	03050911.D	14:55
02	290790.00 5ml +20MS	Matrix Spike	03050913.D	15:50
03	290790.00 5ml +20MSD	Matrix Spike Duplicate	03050914.D	16:10
04				
05				
06				
07				
08				
09				
10				
11				
12				
13				
14				
15				
16				
17				
18				
19				
20				
21				
22				
23				
24				
25				
26				
27				
28				
29				
30				

COMMENTS:

Date Time Summary GCMSV4 Method 8260

Sample	Date	Time	Sample Type
bfb 50ng	2/26/09	14:23	BFB Tune Check
water stnd 5ug/L	2/26/09	16:36	Initial Calibration
water stnd 10ug/L	2/26/09	16:56	Initial Calibration
water stnd 20ug/L	2/26/09	17:16	Initial Calibration
water stnd 50ug/L	2/26/09	17:37	Initial Calibration
water stnd 100ug/L	2/26/09	17:58	Initial Calibration
water stnd 200ug/L	2/26/09	18:18	Initial Calibration
bfb 50ng	2/26/09	19:20	BFB Tune Check
water stnd 20ug/L	2/26/09	19:40	Initial Calibration Verification
bfb 50ng	3/5/09	11:16	BFB Tune Check
water stnd 20ug/L	3/5/09	11:37	Continuing Calibration
reference 10ug/L	3/5/09	12:18	Second source reference sample
water stnd 1ug/L	3/5/09	13:06	Low level check standard
blank	3/5/09	13:47	Method Blank
290790.00 5ml	3/5/09	14:55	Sample
290790.00 5ml +20MS	3/5/09	15:50	Matrix Spike
290790.00 5ml +20MSD	3/5/09	16:10	Matrix Spike Duplicate

Surrogate Compound Limit for Aqeous Samples Method 8260B GCMSV4

Surrogate Compound*	QC Limits
12-Dichloroethane-d4	84% --> 112%
Toluene-d8	92% --> 105%
4-Bromofluorobenzene	60% -->129%

Date of Analysis	Sample	1,2-Dichlorethane-d4 % Recovery	Toluene-d8 % Recovery	4-Bromofluorobenzene % Recovery
3/5/2009	reference 10ug/L	103	101	104
3/5/2009	water stnd 1ug/L	98	102	105
3/5/2009	blank	96	101	101
3/5/2009	290790.00 5ml	101	100	100
3/5/2009	290790.00 5ml +20MS	103	103	110
3/5/2009	290790.00 5ml +20MSD	100	103	107

*All Samples were spiked with 50ug/Kg of all surrogate compounds.
!!-Value out of QC limits.

3A

WATER VOLATILE MATRIX SPIKE/MATRIX SPIKE DUPLICATE RECOVERY

Lab Name: Ecotest Labs, Inc Contract: _____

Project No.: _____ Site: _____ Location: _____ Group: _____

Matrix Spike - Sample No.: 290790.00

COMPOUND	SPIKE ADDED (ug/L)	SAMPLE CONCENTRATION (ug/L)	MS CONCENTRATION (ug/L)	MS % REC	#	QC. LIMITS REC.	
1,1-dichloroethene	20	0	22.5	112		85	114
Trichloroethene	20	0	22.7	114		86	113
Chlorobenzene	20	1.5	22.8	107		92	110
Toluene	20	0	22.1	111		82	121
Benzene	20	0.6	22.3	109		88	117

COMPOUND	SPIKE ADDED (ug/L)	MSD CONCENTRATION (ug/L)	MS % REC	#	% RPD	#	QC LIMITS RPD	REC.	
1,1-dichloroethene	20	22.6	113		0.6		14	85	114
Trichloroethene	20	22.3	112		1.6		9	86	113
Chlorobenzene	20	22.0	102		4.1		10	92	110
Toluene	20	22.0	110		0.6		8	82	121
Benzene	20	22.0	107		1.7		11	88	117

Column to be used to flag recovery and RPD values with an asterisk

* Values outside of QC limits

Comments: _____

MS/MSD Recovery Result Summary (VOC EPA 8260) GCMSV3

Instrument ID: GC/MS-V#4
Date of Analysis: 03/05/09
Sample Spiked: 290790.00
Associated Samples: 290790.00

Compound	Unspiked Conc. (ug/L)	Spike Added (ug/L)	MS Conc. (ug/L)	MS Recov. (%)	MSD Conc.	MSD Recov. (%)	RPD* (%)	Recovery Limits (%)	RPD* Limits (%)	
Chloromethane	0.3	20	22.8	113	22.3	110	2	55 -->137	12	
Vinyl chloride	0	20	24.4	122	23.8	119	3	68 -->118	11	#
Bromomethane	0	20	21.6	108	22.7	113	5	47 -->130	30	
Chloroethane	0	20	22.9	115	23.1	116	1	80 -->117	12	
1,1-Dichloroethene	0.5	20	22.5	110	22.6	111	1	85 -->115	14	
Acetone	4.7	100	109.9	105	106.2	102	3	52 -->138	19	
Methylene chloride	0	20	23.7	119	22.9	115	3	85 -->115	12	#
Carbon Disulfide	0.1	20	24.8	123	22.7	113	9	77 -->115	13	#
trans-1,2-Dichloroethene	0	20	23.7	118	23.2	116	2	87 -->115	11	#
1,1-Dichloroethane	0	20	23.6	118	23.0	115	3	86 -->116	10	#
cis-1,2-Dichloroethene	0	20	23.2	116	22.8	114	2	86 -->115	10	#
Methyl ethyl ketone	0	100	106.8	107	101.1	101	5	55 -->131	19	
Chloroform	0	20	24.3	122	23.5	118	3	90 -->112	10	#
1,1,1-Trichloroethane	0	20	24.6	123	23.8	119	3	87 -->111	10	#
Carbon tetrachloride	0	20	23.9	119	22.7	114	5	75 -->116	15	
Benzene	0.6	20	22.3	109	22.0	107	1	88 -->117	11	
1,2-Dichloroethane	0	20	23.1	115	22.0	110	4	83 -->115	14	
Trichloroethene	0	20	22.7	114	22.3	112	2	86 -->113	9	#
1,2-Dichloropropane	0	20	21.4	107	22.1	111	3	90 -->112	10	
Bromodichloromethane	0	20	23.0	115	22.8	114	1	85 -->111	11	#
cis-1,3-Dichloropropene	0	20	22.0	110	21.3	106	4	83 -->107	9	
Methyl isobutyl ketone	0	100	109.7	110	104.8	105	5	60 -->123	12	
Toluene	0	20	22.1	111	22.0	110	1	82 -->121	8	
trans-1,3-Dichloropropene	0	20	22.0	110	21.6	108	2	81 -->112	11	
1,1,2-Trichloroethane	0	20	22.2	111	21.3	106	4	85 -->111	12	
2-Hexanone	0	100	102.4	102	101.7	102	1	49-->132	16	
Tetrachloroethene	0	20	21.3	107	20.6	103	4	66 -->143	13	
Dibromochloromethane	0	20	20.8	104	20.2	101	3	77 -->111	15	
Chlorobenzene	1.5	20	22.8	107	22.0	103	4	92 -->110	10	
Ethyl Benzene	0	20	22.2	111	21.2	106	5	67 -->134	12	
M+P-Xylene	0	40	43.5	109	42.4	106	2	74 -->147	12	
O-Xylene	0	20	21.8	109	20.5	102	6	74 -->133	15	
Styrene	0	20	21.8	109	20.4	102	6	88 -->109	12	
Bromoform	0	20	20.0	100	19.4	97	3	64 -->117	15	
1,1,2,2-Tetrachloroethane	0	20	19.5	97	18.5	93	5	69 -->117	10	

*RPD= Relative Percent Difference.

#- Value out of Range

8A

VOLATILE INTERNAL STANDARD AREA AND RT SUMMARY

Lab Name: Ecotest Laboratories, Inc. Contract: _____

Project No.: _____ Site: _____ Location: _____ Group: _____

Lab File ID (Standard): 03050903.D Date Analyzed: 3/5/09

Instrument ID: GCMSV4 Time Analyzed: 11:37

GC Column: DB-VRX ID: 0.18 (mm) Heated Purge: (Y/N) N

		IS1 AREA #	RT #	IS2 AREA #	RT #	IS3 AREA #	RT #
	12 HOUR STD	5664847	3.38	7399013	3.93	4888295	6.21
	UPPER LIMIT	11329695	3.88	14798025	4.43	9776590	6.71
	LOWER LIMIT	2832424	2.88	3699506	3.43	2444147	5.71
	SAMPLE NO.						
01	reference 10ug/L	5319250	3.38	6945640	3.93	4652289	6.21
02	water stnd 1ug/L	4905870	3.38	6587126	3.93	4356313	6.21
03	blank	4706118	3.38	6329234	3.93	4149506	6.21
04	290790.00 5ml	4968780	3.38	6514857	3.93	4297460	6.21
05	290790.00 5ml +20MS	5207426	3.38	6932499	3.93	4708001	6.21
06	290790.00 5ml +20MSD	5451022	3.38	7123546	3.93	4828726	6.21
07							
08							
09							
10							
11							
12							
13							
14							
15							
16							
17							
18							
19							
20							
21							
22							
23							
24							
25							
26							
27							
28							
29							
30							
31							
32							

IS1 = pentafluorobenzene
IS2 = 1,4-difluorobenzene
IS3 = chlorobenzene-d5

AREA UPPER LIMIT = +100% of internal standard area
AREA LOWER LIMIT = -50% of internal standard area
RT UPPER LIMIT = +0.50 minutes of internal standard RT
RT LOWER LIMIT = -0.50 minutes of internal standard RT

8A

VOLATILE INTERNAL STANDARD AREA AND RT SUMMARY

Lab Name: Ecotest Laboratories, Inc. Contract: _____

Project No.: _____ Site: _____ Location: _____ Group: _____

Lab File ID (Standard): 03050903.D Date Analyzed: 3/5/09

Instrument ID: GCMSV4 Time Analyzed: 11:37

GC Column: DB-VRX ID: 0.18 (mm) Heated Purge: (Y/N) N

		IS4 AREA #	RT #	AREA #	RT #	AREA #	RT #
	12 HOUR STD	5784421	8.13				
	UPPER LIMIT	11568841	8.63				
	LOWER LIMIT	2892210	7.63				
	SAMPLE NO.						
01	reference 10ug/L	5456045	8.13				
02	water stnd 1ug/L	5053600	8.13				
03	blank	4863999	8.13				
04	290790.00 5ml	4863643	8.13				
05	290790.00 5ml +20MS	5722645	8.13				
06	290790.00 5ml +20MSD	5772307	8.13				
07							
08							
09							
10							
11							
12							
13							
14							
15							
16							
17							
18							
19							
20							
21							
22							
23							
24							
25							
26							
27							
28							
29							
30							
31							
32							

IS4 = 1,4-dichlorobenzene-d4

AREA UPPER LIMIT = +100% of internal standard area
AREA LOWER LIMIT = -50% of internal standard area
RT UPPER LIMIT = +0.50 minutes of internal standard RT
RT LOWER LIMIT = -0.50 minutes of internal standard RT

5A

VOLATILE ORGANIC INSTRUMENT PERFORMANCE CHECK
BROMOFLUOROBENZENE (BFB)

Lab Name : Ecotest Labs, Inc. Contract: _____

Project No.: _____ Site: _____ Location: _____ Group: _____

Lab File ID: 02260915.D BFB Injection Date: 2/26/09

Instrument ID: GCMSV4 BFB Injection Time: 1423

GC Column: DB-VRX ID: 0.18 (mm) Heated Purge: (Y/N) N

m/e	ION ABUNDANCE CRITERIA	%RELATIVE ABUNDANCE
50	8.0 - 40.0% of mass 95	15.3
75	30.0 - 66.0% of mass 95	51.6
95	Base peak, 100% relative abundance	100
96	5.0 - 9.0% of mass 95	6.4
173	Less than 2.0% of mass 174	(0.0)1
174	50.0 - 120.0% of mass 95	95.7
175	4.0 - 9.0% of mass 174	(7.3)1
176	93.0 - 101.0% of mass 174	(98.6)1
177	5.0 - 9.0% of mass 176	(6.4)2

1-Value is % mass 174 2-Value is % mass 176

This check applies to the following SAMPLES, MS, MSD, BLANKS and STANDARDS:

	SAMPLE NO.	LAB SAMPLE ID	LAB FILE ID	DATE ANALYZED	TIME ANALYZED
01	water stnd 5ug/L	Initial Calibration	02260921.D	02/26/09	16:36
02	water stnd 10ug/L	Initial Calibration	02260922.D	02/26/09	16:56
03	water stnd 20ug/L	Initial Calibration	02260923.D	02/26/09	17:16
04	water stnd 50ug/L	Initial Calibration	02260924.D	02/26/09	17:37
05	water stnd 100ug/L	Initial Calibration	02260925.D	02/26/09	17:58
06	water stnd 200ug/L	Initial Calibration	02260926.D	02/26/09	18:18
07					
08					
09					
10					
11					
12					
13					
14					
15					
16					
17					
18					
19					
20					
21					
22					
23					
24					
25					
26					
27					
28					
29					
30					
31					
32					

5A

VOLATILE ORGANIC INSTRUMENT PERFORMANCE CHECK
BROMOFLUOROBENZENE (BFB)

Lab Name : Ecotest Labs, Inc. Contract: _____

Project No.: _____ Site: _____ Location: _____ Group: _____

Lab File ID: 02260929.D BFB Injection Date: 2/26/09

Instrument ID: GCMSV4 BFB Injection Time: 19:20

GC Column: DB-VRX ID: 0.18 (mm) Heated Purge: (Y/N) N

m/e	ION ABUNDANCE CRITERIA	%RELATIVE ABUNDANCE
50	8.0 - 40.0% of mass 95	15.8
75	30.0 - 66.0% of mass 95	52
95	Base peak, 100% relative abundance	100
96	5.0 - 9.0% of mass 95	6.4
173	Less than 2.0% of mass 174	(0.0)1
174	50.0 - 120.0% of mass 95	95.3
175	4.0 - 9.0% of mass 174	(7.2)1
176	93.0 - 101.0% of mass 174	(97.5)1
177	5.0 - 9.0% of mass 176	(6.4)2

1-Value is % mass 174 2-Value is % mass 176

This check applies to the following SAMPLES, MS, MSD, BLANKS and STANDARDS:

	SAMPLE NO.	LAB SAMPLE ID	LAB FILE ID	DATE ANALYZED	TIME ANALYZED
01	water stnd 20ug/L	Initial Calibration Verii	02260930.D	02/26/09	19:40
02					
03					
04					
05					
06					
07					
08					
09					
10					
11					
12					
13					
14					
15					
16					
17					
18					
19					
20					
21					
22					
23					
24					
25					
26					
27					
28					
29					
30					
31					
32					

5A

VOLATILE ORGANIC INSTRUMENT PERFORMANCE CHECK
BROMOFLUOROBENZENE (BFB)

Lab Name : Ecotest Labs, Inc. Contract: _____

Project No.: _____ Site: _____ Location: _____ Group: _____

Lab File ID: 03050902.D BFB Injection Date: 3/5/09

Instrument ID: GCMSV4 BFB Injection Time: 11:16

GC Column: DB-VRX ID: 0.18 (mm) Heated Purge: (Y/N) N

m/e	ION ABUNDANCE CRITERIA	%RELATIVE ABUNDANCE
50	8.0 - 40.0% of mass 95	15.6
75	30.0 - 66.0% of mass 95	54
95	Base peak, 100% relative abundance	100
96	5.0 - 9.0% of mass 95	6.3
173	Less than 2.0% of mass 174	(0.0)1
174	50.0 - 120.0% of mass 95	96.6
175	4.0 - 9.0% of mass 174	(7.0)1
176	93.0 - 101.0% of mass 174	(98.9)1
177	5.0 - 9.0% of mass 176	(6.3)2

1-Value is % mass 174 2-Value is % mass 176

This check applies to the following SAMPLES, MS, MSD, BLANKS and STANDARDS:

	SAMPLE NO.	LAB SAMPLE ID	LAB FILE ID	DATE ANALYZED	TIME ANALYZED
01	water stnd 20ug/L	Continuing Calibration	03050903.D	3/5/2009	11:37
02	reference 10ug/L	Second source referen	03050905.D	3/5/2009	12:18
03	water stnd 1ug/L	Low level check stand	03050907.D	3/5/2009	13:06
04	blank	Method Blank	03050909.D	3/5/2009	13:47
05	290790.00 5ml	Sample	03050911.D	3/5/2009	14:55
06	290790.00 5ml +20MS	Matrix Spike	03050913.D	3/5/2009	15:50
07	290790.00 5ml +20MSD	Matrix Spike Duplicate	03050914.D	3/5/2009	16:10
08					
09					
10					
11					
12					
13					
14					
15					
16					
17					
18					
19					
20					
21					
22					
23					
24					
25					
26					
27					
28					
29					
30					
31					
32					

QC Check Standard Summary (VOC EPA 8260)

EcoTest Laboratories Inc.
Instrument ID: GCMSV4
Lab File ID: 03050905.D
Date of Analysis: 03/05/09
Associated Samples: 290790.00.

Compound	Source	Target (ug/L)	Result (ug/L)	Lower control Limit (ug/L)	Upper control Limit (ug/L)	#
Chloromethane	(2)	10	10.5	5.4	16.0	
Vinyl chloride	(2)	10	11.6	6.1	15.3	
Bromomethane	(2)	10	10.0	4.5	15.4	
Chloroethane	(2)	10	11.1	8.0	12.2	
1,1-Dichloroethene	(1)	10	10.8	9.2	12.6	
Acetone	(3)	100	88.4	56.7	131	
Methylene chloride	(1)	10	10.8	9.6	12.3	
Carbon Disulfide	(3)	10	10.1	7.0	13.9	
trans-1,2-Dichloroethene	(1)	10	10.7	9.3	12.2	
1,1-Dichloroethane	(1)	10	10.2	9.1	11.4	
cis-1,2-Dichloroethene	(1)	10	10.5	9.1	11.3	
Methyl ethyl ketone	(3)	100	90.9	56.7	125	
Chloroform	(1)	10	10.7	9.1	10.9	
1,1,1-Trichloroethane	(1)	10	11.0	8.5	11.3	
Carbon tetrachloride	(1)	10	10.7	7.3	11.8	
Benzene	(1)	10	9.8	9.1	11.3	
1,2-Dichloroethane	(1)	10	10.6	8.4	11.9	
Trichloroethene	(1)	10	10.0	9.0	11.6	
1,2-Dichloropropane	(1)	10	9.5	8.6	11.3	
Bromodichloromethane	(1)	10	9.7	8.0	11.1	
cis-1,3-Dichloropropene	(1)	10	9.5	8.5	10.3	
Methyl isobutyl ketone	(3)	100	84.0	57.6	116	
Toluene	(1)	10	9.9	8.9	11.3	
trans-1,3-Dichloropropene	(1)	10	9.0	7.0	10.7	
1,1,2-Trichloroethane	(1)	10	8.7	8.1	11.3	
2-Hexanone	(3)	100	82.4	53.9	122	
Tetrachloroethene	(1)	10	9.8	7.3	13.1	
Dibromochloromethane	(1)	10	8.9	7.4	10.8	
Chlorobenzene	(1)	10	9.6	8.9	11.1	
Ethyl Benzene	(1)	10	9.7	8.4	11.4	
M+P-Xylene	(1)	10	19.5	17.1	23.3	
O-Xylene	(1)	10	9.6	8.0	11.4	
Styrene	(1)	10	9.3	8.2	10.8	
Bromoform	(1)	10	8.5	6.2	10.8	
1,1,2,2-Tetrachloroethane	(1)	10	8.2	6.8	11.8	

#- Column to be used to flag reference result with an asterisk.
#- Result is outside of QC limits.

Source of Stock Standard
(1)- Accstandard catalog# M-502A-R-10X.
(2)- Crescent Chamical catalog# CC2006.10.
(3)- Prepared by EcoTest from neat compound.

1A

VOLATILE ORGANICS ANALYSIS DATA SHEET

SAMPLE NO.

water blank

Lab Name: ECOTEST LABS Contract:

Project No.: Site: Location: Group:

Matrix: (soil/water) Water Lab Sample ID: water blank

Sample wt/vol: 5.0 (g/mL) ml Lab File ID: 03050909.D

Level: (low/med) Date Received: na

% Solid: Date Analyzed: 3/5/09

GC Column: DB-VRX ID: 0.18 (mm) Dilution Factor: 1

Soil Extract Volume: (mL) Soil Aliquot Volume: (uL)

Concentration Units:
(ug/L or ug/Kg) ug/L

CAS Number	Compound Name	CONC.	Q
1. 74-87-3	Chloromethane	1	U
2. 75-01-4	Vinyl Chloride	1	U
3. 74-83-9	Bromomethane	1	U
4. 75-00-3	Chloroethane	1	U
5. 75-00-3	Chloroethane	1	U
6. 75-35-4	1,1 Dichloroethene	1	U
7. 067-64-1	Acetone	10	U
8. 75-09-2	Methylene Chloride	1	U
9. 075-15-0	Carbon Disulfide	1	U
10. 156-60-5	t-1,2-Dichloroethene	1	U
11. 75-34-3	1,1 Dichloroethane	1	U
12. 156-59-2	c-1,2-Dichloroethene	1	U
13. 078-93-3	Methyl Ethyl Ketone	10	U
14. 67-66-3	Chloroform	1	U
15. 71-55-6	111 Trichloroethane	1	U
16. 56-23-5	Carbon Tetrachloride	1	U
17. 071-43-2	Benzene	1	U
18. 107-06-2	1,2 Dichloroethane	1	U
19. 79-01-6	Trichloroethene	1	U
20. 78-87-5	1,2 Dichloropropane	1	U
21. 75-27-4	Bromodichloromethane	1	U
22. 10061-01-5	c-1,3Dichloropropene	1	U
23. 108-10-1	Methyl Isobutyl Ketone	10	U
24. 108-88-3	Toluene	1	U
25. 10061-02-6	t-1,3Dichloropropene	1	U
26. 79-00-5	112 Trichloroethane	1	U
27. 591-78-6	2-Hexanone	10	U
28. 127-18-4	Tetrachloroethene	1	U
29. 124-48-1	Chlorodibromomethane	1	U
30. 108-90-7	Chlorobenzene	1	U

1A

VOLATILE ORGANICS ANALYSIS DATA SHEET

SAMPLE NO.

water blank

Lab Name: ECOTEST LABS Contract: _____

Project No.: _____ Site: _____ Location: _____ Group: _____

Matrix: (soil/water) Water Lab Sample ID: water blank

Sample wt/vol: 5.0 (g/mL) ml Lab File ID: 03050909.D

Level: (low/med) _____ Date Received: na

% Solid: _____ Date Analyzed: 3/5/09

GC Column: DB-VRX ID: 0.18 (mm) Dilution Factor: 1

Soil Extract Volume: _____ (mL) Soil Aliquot Volume: _____ (uL)

Concentration Units:
(ug/L or ug/Kg) ug/L

CAS Number	Compound Name	CONC.	Q
1. 100-41-4	Ethyl Benzene	1	U
2.	m + p-Xylene	2	U
3. 095-47-7	o-Xylene	1	U
4. 100-42-5	Styrene	1	U
5. 075-25-2	Bromoform	1	U
6. 079-34-5	1,1,2,2- Tetrachloroethane	1	U
7.			
8.			
9.			
10.			
11.			
12.			
13.			
14.			
15.			
16.			
17.			
18.			
19.			
20.			
21.			
22.			
23.			
24.			
25.			
26.			
27.			
28.			
29.			
30.			

1A

VOLATILE ORGANICS ANALYSIS DATA SHEET

SAMPLE NO.

290790.00

Lab Name: ECOTEST LABS Contract:

Project No.: Site: Location: Group:

Matrix: (soil/water) Water Lab Sample ID: 290790.00

Sample wt/vol: 5.0 (g/mL) ml Lab File ID: 03050911.D

Level: (low/med) Date Received: 3/4/09

% Solid: Date Analyzed: 3/5/09

GC Column: DB-VRX ID: 0.18 (mm) Dilution Factor: 1

Soil Extract Volume: (mL) Soil Aliquot Volume: (uL)

Concentration Units:
(ug/L or ug/Kg) ug/L

CAS Number	Compound Name	CONC.	Q
1. 74-87-3	Chloromethane	1	U
2. 75-01-4	Vinyl Chloride	1	U
3. 74-83-9	Bromomethane	1	U
4. 75-00-3	Chloroethane	1	U
5. 75-00-3	Chloroethane	1	U
6. 75-35-4	1,1 Dichloroethene	1	U
7. 067-64-1	Acetone	10	U
8. 75-09-2	Methylene Chloride	1	U
9. 075-15-0	Carbon Disulfide	1	U
10. 156-60-5	t-1,2-Dichloroethene	1	U
11. 75-34-3	1,1 Dichloroethane	1	U
12. 156-59-2	c-1,2-Dichloroethene	1	U
13. 078-93-3	Methyl Ethyl Ketone	10	U
14. 67-66-3	Chloroform	1	U
15. 71-55-6	111 Trichloroethane	1	U
16. 56-23-5	Carbon Tetrachloride	1	U
17. 071-43-2	Benzene	1	U
18. 107-06-2	1,2 Dichloroethane	1	U
19. 79-01-6	Trichloroethene	1	U
20. 78-87-5	1,2 Dichloropropane	1	U
21. 75-27-4	Bromodichloromethane	1	U
22. 10061-01-5	c-1,3Dichloropropene	1	U
23. 108-10-1	Methyl Isobutyl Ketone	10	U
24. 108-88-3	Toluene	1	U
25. 10061-02-6	t-1,3Dichloropropene	1	U
26. 79-00-5	112 Trichloroethane	1	U
27. 591-78-6	2-Hexanone	10	U
28. 127-18-4	Tetrachloroethene	1	U
29. 124-48-1	Chlorodibromomethane	1	U
30. 108-90-7	Chlorobenzene	1.47	

1A

VOLATILE ORGANICS ANALYSIS DATA SHEET

SAMPLE NO.

290790.00

Lab Name: ECOTEST LABS Contract:

Project No.: Site: Location: Group:

Matrix: (soil/water) Water Lab Sample ID: 290790.00

Sample wt/vol: 5.0 (g/mL) ml Lab File ID: 03050911.D

Level: (low/med) Date Received: 3/4/09

% Solid: Date Analyzed: 3/5/09

GC Column: DB-VRX ID: 0.18 (mm) Dilution Factor: 1

Soil Extract Volume: (mL) Soil Aliquot Volume: (uL)

Concentration Units:
(ug/L or ug/Kg) ug/L

CAS Number	Compound Name	CONC.	Q
1. 100-41-4	Ethyl Benzene	1	U
2.	m + p-Xylene	2	U
3. 095-47-7	o-Xylene	1	U
4. 100-42-5	Styrene	1	U
5. 075-25-2	Bromoform	1	U
6. 079-34-5	1,1,2,2- Tetrachloroethane	1	U
7.			
8.			
9.			
10.			
11.			
12.			
13.			
14.			
15.			
16.			
17.			
18.			
19.			
20.			
21.			
22.			
23.			
24.			
25.			
26.			
27.			
28.			
29.			
30.			

Raw Data

-Method Blanks
-Samples
-Standard Spectra
-Matrix Spikes/Matrix Spike Duplicates
-Reference Samples
-Initial Calibration
-Continuing Calibration
-Tentatively Identified Compounds

Method blanks

Summary Reports
Quant Reports and Chomatogarams
Spectra for positive hits.

4A

VOLATILE METHOD BLANK SUMMARY

SAMPLE NO.

water blank

Lab Name: Ecotest Labs, Inc. Contract: _____

Project No.: _____ Site: _____ Location: _____ Group: _____

Lab File ID: 03050909.D Lab Sample ID: water blank

Date Analyzed: 3/5/09 Time Analyzed: 13:47

GC Column: DB-VRX ID: 0.18 (mm) Heated Purge: (Y/N) N

Instrument ID: GCMSV4

THIS METHOD BLANK APPLIES TO THE FOLLOWING SAMPLES, MS AND MSD:

	SAMPLE NO.	LAB SAMPLE ID	LAB FILE ID	TIME ANALYZED
01	290790.00 5ml	Sample	03050911.D	14:55
02	290790.00 5ml +20MS	Matrix Spike	03050913.D	15:50
03	290790.00 5ml +20MSD	Matrix Spike Duplicate	03050914.D	16:10
04				
05				
06				
07				
08				
09				
10				
11				
12				
13				
14				
15				
16				
17				
18				
19				
20				
21				
22				
23				
24				
25				
26				
27				
28				
29				
30				

COMMENTS:

FORM IV VOA 3/90

Quantitation Report (QT Reviewed)

Data File : C:\MSDCHEM\1\DATA\0309\030509\03050909.D Vial: 9
Acq On : 5 Mar 2009 1:47 pm Operator:
Sample : blank Inst : GCMSV4
Misc : KM030509 Multiplr: 1.00
MS Integration Params: events.e
Quant Time: Mar 06 10:18:53 2009 Quant Results File: VW022609.RES

Quant Method : C:\MSDCHEM\1\METHODS\VW022609.M (Chemstation Integrator)
Title :
Last Update : Fri Feb 27 09:22:23 2009
Response via : Initial Calibration
DataAcq Meth : VOA0109

Internal Standards	R.T.	QIon	Response	Conc Units	Dev(Min)
1) pentafluorobenzene	3.38	168	4706118	50.00 ug/L	0.00
24) 1,4-difluorobenzene	3.93	114	6329234	50.00 ug/L	0.00
42) chlorobenzene-d5	6.21	82	4149506	50.00 ug/L	0.00
55) 1,4-dichlorobenzene-d4	8.13	152	4863999	50.00 ug/L	0.00
System Monitoring Compounds					
27) 1,2-dichloroethane-d4	3.38	102	454761	48.13 ug/L	0.00
37) toluene-d8	5.17	98	8800052	50.67 ug/L	0.00
41) 4-bromofluorobenzene	7.14	174	3382375	50.50 ug/L	0.00
Target Compounds					Qvalue
2) dichlorodifluoromethane	1.18	85	870	N.D.	
3) chlorodifluoromethane	0.00	51	0	N.D.	
4) chloromethane	0.00	50	0	N.D.	
5) vinyl chloride	0.00	62	0	N.D.	
6) bromomethane	1.48	96	2436	N.D.	
7) chloroethane	0.00	64	0	N.D.	
8) trichlorofluoromethane	0.00	101	0	N.D.	
9) freon	0.00	151	0	N.D.	
10) acetone	1.80	58	2391m	0.72 ug/L	
11) 1,1-dichloroethene	0.00	96	0	N.D.	
12) methylene chloride	2.08	84	14257	0.31 ug/L #	58
13) carbon disulfide	2.20	76	15409	0.13 ug/L #	76
14) tert-butylmethylether	0.00	73	0	N.D.	
15) trans-1,2-dichloroethene	0.00	96	0	N.D.	
16) vinyl acetate	0.00	43	0	N.D.	
17) 1,1-dichloroethane	0.00	63	0	N.D.	
18) methyl ethyl ketone	0.00	72	0	N.D.	
19) 2,2-dichloropropane	0.00	77	0	N.D.	
20) cis-1,2-dichloroethene	0.00	96	0	N.D.	
21) chloroform	3.03	83	14329	0.16 ug/L #	19
22) bromochloromethane	0.00	128	0	N.D.	
23) 1,1,1-trichloroethane	0.00	97	0	N.D.	
25) 1,1-dichloropropene	0.00	75	0	N.D.	
26) carbon tetrachloride	0.00	119	0	N.D.	
28) 1,2-dichloroethane	3.43	62	679	N.D.	
29) benzene	0.00	78	0	N.D.	
30) trichloroethene	0.00	95	0	N.D.	
31) 1,2-dichloropropane	0.00	63	0	N.D.	
32) bromodichloromethane	0.00	83	0	N.D.	
33) dibromomethane	0.00	93	0	N.D.	
34) 2-chloroethylvinylether	0.00	63	0	N.D.	
35) 4-methyl-2-pentanone	0.00	43	0	N.D.	
36) cis-1,3-dichloropropene	0.00	75	0	N.D.	
38) toluene	5.23	91	7526	N.D.	
39) trans-1,3-dichloropropene	0.00	75	0	N.D.	
40) 1,1,2-trichloroethane	5.12	83	71	N.D.	
43) 2-hexanone	0.00	43	0	N.D.	
44) 1,3-dichloropropane	5.25	76	1773	N.D.	
45) tetrachloroethene	0.00	166	0	N.D.	
46) dibromochloromethane	5.43	129	1848	N.D.	
47) 1,2-dibromoethane	0.00	107	0	N.D.	
48) chlorobenzene	0.00	112	0	N.D.	
49) 1,1,1,2-tetrachloroethane	0.00	131	0	N.D.	
50) ethylbenzene	6.41	91	6064	N.D.	
51) m+p xylene	6.54	106	3507	N.D.	
52) o-xylene	6.85	106	2349	N.D.	
53) styrene	6.80	104	3467	N.D.	

(#) = qualifier out of range (m) = manual integration

Quantitation Report (QT Reviewed)

Data File : C:\MSDCHEM\1\DATA\0309\030509\03050909.D Vial: 9
Acq On : 5 Mar 2009 1:47 pm Operator:
Sample : blank Inst : GCMSV4
Misc : KM030509 Multiplr: 1.00
MS Integration Params: events.e
Quant Time: Mar 06 10:18:53 2009 Quant Results File: VW022609.RES

Quant Method : C:\MSDCHEM\1\METHODS\VW022609.M (Chemstation Integrator)
Title :
Last Update : Fri Feb 27 09:22:23 2009
Response via : Initial Calibration
DataAcq Meth : VOA0109

Compound	R.T.	QIon	Response	Conc Unit	Qvalue
54) bromoform	0.00	173	0	N.D.	
56) isopropylbenzene	7.14	105	9605	N.D.	
57) 1,1,2,2-tetrachloroethane	0.00	83	0	N.D.	
58) 1,2,3-trichloropropane	0.00	75	0	N.D.	
59) n-propylbenzene	7.46	91	6080	N.D.	
60) bromobenzene	7.28	156	1153	N.D.	
61) p-ethyltoluene	0.00	105	0	N.D.	
62) 1,3,5-trimethylbenzene	0.00	120	0	N.D.	
63) 2-chlorotoluene	0.00	126	0	N.D.	
64) 4-chlorotoluene	0.00	126	0	N.D.	
65) tert-butylbenzene	0.00	134	0	N.D.	
66) 1,2,4-trimethylbenzene	0.00	105	0	N.D.	
67) sec-butylbenzene	0.00	105	0	N.D.	
68) 4-isopropyltoluene	8.21	119	3969	N.D.	
69) 1,3-dichlorobenzene	0.00	146	0	N.D.	
70) 1,4-dichlorobenzene	0.00	146	0	N.D.	
71) 1,2,3-trimethylbenzene	8.32	105	3372	N.D.	
72) n-butylbenzene	8.53	92	2963	N.D.	
73) p-diethylbenzene	8.52	119	3416	N.D.	
74) 1,2-dichlorobenzene	8.42	146	3498	N.D.	
75) 1,2,4,5-tetramethylbenzene	9.26	119	7244	N.D.	
76) 1,2-dibromo-3-chloropropan	0.00	157	0	N.D.	
77) 1,2,4-trichlorobenzene	9.85	180	4545	N.D.	
78) hexachlorobutadiene	10.10	225	3720m	0.14 ug/L	
79) naphthalene	10.03	128	9867	N.D.	
80) 1,2,3-trichlorobenzene	10.20	180	4548m	0.11 ug/L	

(#) = qualifier out of range (m) = manual integration (+) = signals summed

Data File : C:\MSDCHEM\1\DATA\0309\030509\03050909.D Vial: 9
Acq On : 5 Mar 2009 1:47 pm Operator:
Sample : blank Inst : GCMSV4
Misc : KM030509 Multiplr: 1.00
MS Integration Params: events.e
Quant Time: Mar 6 10:20 2009 Quant Results File: VW022609.RES

Method : C:\MSDCHEM\1\METHODS\VW022609.M (Chemstation Integrator)
Title :
Last Update : Fri Feb 27 09:22:23 2009
Response via : Initial Calibration

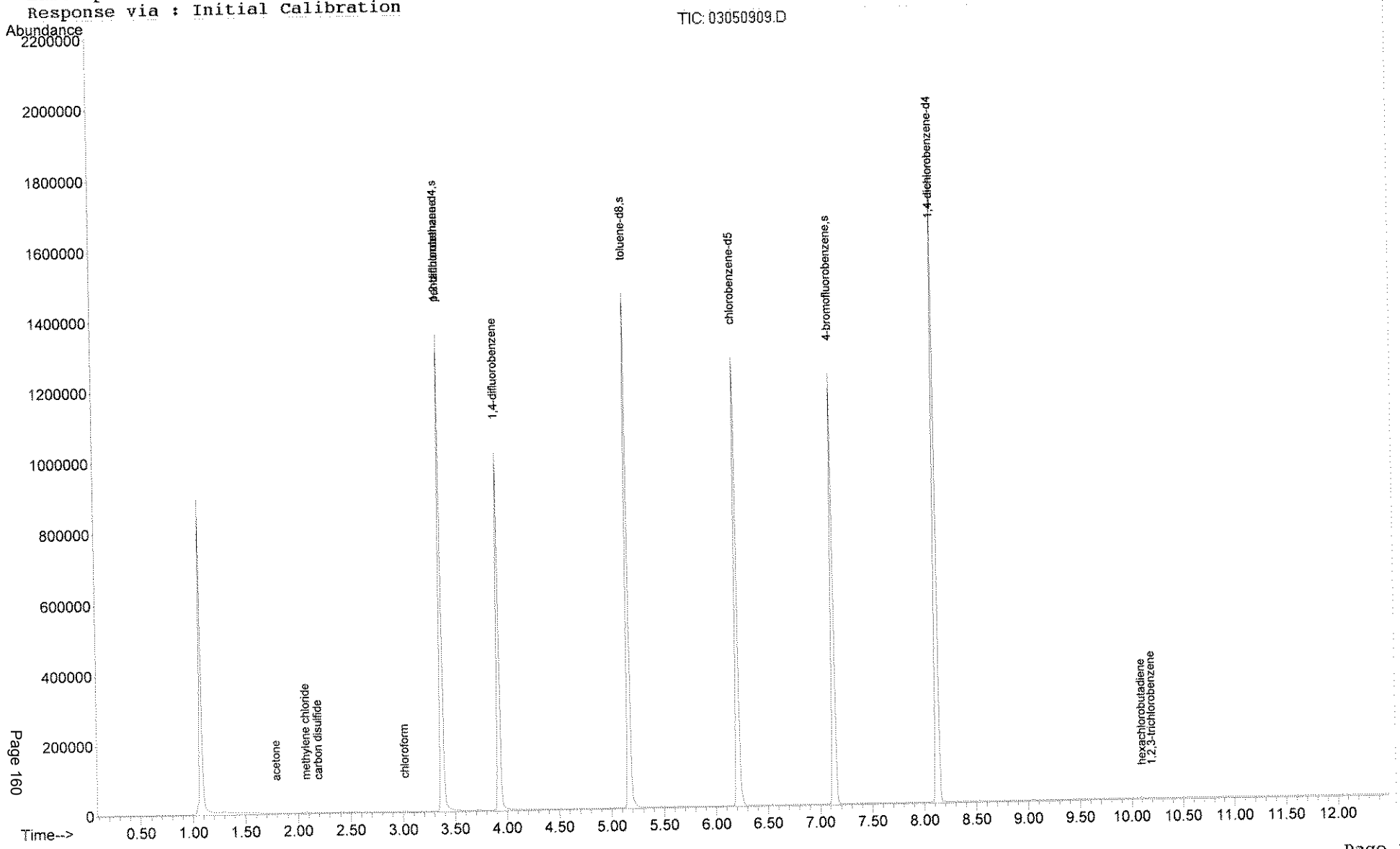

Samples

Quant Reports and Chromatograms
Spectra for positive Hits

Quantitation Report (QT Reviewed)

Data File : C:\MSDCHEM\1\DATA\0309\030509\03050911.D Vial: 11
Acq On : 5 Mar 2009 2:55 pm Operator:
Sample : 290790.00 5ml Inst : GCMSV4
Misc : Multiplr: 1.00
MS Integration Params: events.e
Quant Time: Mar 06 10:37:41 2009 Quant Results File: VW022609.RES

Quant Method : C:\MSDCHEM\1\METHODS\VW022609.M (Chemstation Integrator)
Title :
Last Update : Fri Feb 27 09:22:23 2009
Response via : Initial Calibration
DataAcq Meth : VOA0109

Internal Standards	R.T.	QIon	Response	Conc Units	Dev(Min)
1) pentafluorobenzene	3.38	168	4968780	50.00 ug/L	0.00
24) 1,4-difluorobenzene	3.93	114	6514857	50.00 ug/L	0.00
42) chlorobenzene-d5	6.21	82	4297460	50.00 ug/L	0.00
55) 1,4-dichlorobenzene-d4	8.13	152	4863643	50.00 ug/L	0.00
System Monitoring Compounds					
27) 1,2-dichloroethane-d4	3.38	102	491262	50.51 ug/L	0.00
37) toluene-d8	5.17	98	8971462	50.19 ug/L	0.00
41) 4-bromofluorobenzene	7.14	174	3447798	50.01 ug/L	0.00
Target Compounds					Qvalue
2) dichlorodifluoromethane	0.00	85	0	N.D.	
3) chlorodifluoromethane	1.15	51	16160m	0.43 ug/L	
4) chloromethane	1.27	50	9490m	0.27 ug/L	
5) vinyl chloride	0.00	62	0	N.D.	
6) bromomethane	0.00	96	0	N.D.	
7) chloroethane	0.00	64	0	N.D.	
8) trichlorofluoromethane	0.00	101	0	N.D.	
9) freon	0.00	151	0	N.D.	
10) acetone	1.80	58	16428	4.67 ug/L #	30
11) 1,1-dichloroethene	2.12	96	177	N.D.	
12) methylene chloride	2.08	84	4178	N.D.	
13) carbon disulfide	2.20	76	16446	0.14 ug/L #	76
14) tert-butylmethylether	0.00	73	0	N.D.	
15) trans-1,2-dichloroethene	0.00	96	0	N.D.	
16) vinyl acetate	0.00	43	0	N.D.	
17) 1,1-dichloroethane	0.00	63	0	N.D.	
18) methyl ethyl ketone	0.00	72	0	N.D.	
19) 2,2-dichloropropane	0.00	77	0	N.D.	
20) cis-1,2-dichloroethene	0.00	96	0	N.D.	
21) chloroform	0.00	83	0	N.D.	
22) bromochloromethane	0.00	128	0	N.D.	
23) 1,1,1-trichloroethane	0.00	97	0	N.D.	
25) 1,1-dichloropropene	0.00	75	0	N.D.	
26) carbon tetrachloride	0.00	119	0	N.D.	
28) 1,2-dichloroethane	3.45	62	323	N.D.	
29) benzene	3.75	78	116634m	0.55 ug/L	
30) trichloroethene	0.00	95	0	N.D.	
31) 1,2-dichloropropane	0.00	63	0	N.D.	
32) bromodichloromethane	0.00	83	0	N.D.	
33) dibromomethane	0.00	93	0	N.D.	
34) 2-chloroethylvinylether	0.00	63	0	N.D.	
35) 4-methyl-2-pentanone	0.00	43	0	N.D.	
36) cis-1,3-dichloropropene	0.00	75	0	N.D.	
38) toluene	5.22	91	9076	N.D.	
39) trans-1,3-dichloropropene	0.00	75	0	N.D.	
40) 1,1,2-trichloroethane	0.00	83	0	N.D.	
43) 2-hexanone	0.00	43	0	N.D.	
44) 1,3-dichloropropane	5.24	76	4231	N.D.	
45) tetrachloroethene	0.00	166	0	N.D.	
46) dibromochloromethane	0.00	129	0	N.D.	
47) 1,2-dibromoethane	0.00	107	0	N.D.	
48) chlorobenzene	6.24	112	217348	1.47 ug/L #	69
49) 1,1,1,2-tetrachloroethane	0.00	131	0	N.D.	
50) ethylbenzene	6.41	91	7251	N.D.	
51) m+p xylene	6.54	106	4992	N.D.	
52) o-xylene	6.83	106	1420	N.D.	
53) styrene	0.00	104	0	N.D.	

(#) = qualifier out of range (m) = manual integration

Quantitation Report (QT Reviewed)

Data File : C:\MSDCHEM\1\DATA\0309\030509\03050911.D Vial: 11
Acq On : 5 Mar 2009 2:55 pm Operator:
Sample : 290790.00 5ml Inst : GCMSV4
Misc : Multiplr: 1.00
MS Integration Params: events.e
Quant Time: Mar 06 10:37:41 2009 Quant Results File: VW022609.RES

Quant Method : C:\MSDCHEM\1\METHODS\VW022609.M (Chemstation Integrator)
Title :
Last Update : Fri Feb 27 09:22:23 2009
Response via : Initial Calibration
DataAcq Meth : VOA0109

Compound	R.T.	QIon	Response	Conc Unit	Qvalue
54) bromoform	0.00	173	0	N.D.	
56) isopropylbenzene	7.13	105	10888	N.D.	
57) 1,1,2,2-tetrachloroethane	0.00	83	0	N.D.	
58) 1,2,3-trichloropropane	0.00	75	0	N.D.	
59) n-propylbenzene	0.00	91	0	N.D.	
60) bromobenzene	0.00	156	0	N.D.	
61) p-ethyltoluene	0.00	105	0	N.D.	
62) 1,3,5-trimethylbenzene	0.00	120	0	N.D.	
63) 2-chlorotoluene	0.00	126	0	N.D.	
64) 4-chlorotoluene	0.00	126	0	N.D.	
65) tert-butylbenzene	0.00	134	0	N.D.	
66) 1,2,4-trimethylbenzene	0.00	105	0	N.D.	
67) sec-butylbenzene	0.00	105	0	N.D.	
68) 4-isopropyltoluene	0.00	119	0	N.D.	
69) 1,3-dichlorobenzene	8.15	146	21356	0.18 ug/L #	1
70) 1,4-dichlorobenzene	8.15	146	21391	0.17 ug/L #	1
71) 1,2,3-trimethylbenzene	0.00	105	0	N.D.	
72) n-butylbenzene	0.00	92	0	N.D.	
73) p-diethylbenzene	0.00	119	0	N.D.	
74) 1,2-dichlorobenzene	0.00	146	0	N.D.	
75) 1,2,4,5-tetramethylbenzene	9.25	119	4242	N.D.	
76) 1,2-dibromo-3-chloropropan	0.00	157	0	N.D.	
77) 1,2,4-trichlorobenzene	0.00	180	0	N.D.	
78) hexachlorobutadiene	0.00	225	0	N.D.	
79) naphthalene	10.03	128	14707m	0.12 ug/L	
80) 1,2,3-trichlorobenzene	0.00	180	0	N.D.	

(#) = qualifier out of range (m) = manual integration (+) = signals summed

Data File : C:\MSDCHEM\1\DATA\0309\030509\03050911.D Vial: 11
Acq On : 5 Mar 2009 2:55 pm Operator:
Sample : 290790.00 5ml Inst : GCMSV4
Misc : Multiplr: 1.00
MS Integration Params: events.e
Quant Time: Mar 6 11:21 2009 Quant Results File: VW022609.RES

Method : C:\MSDCHEM\1\METHODS\VW022609.M (Chemstation Integrator)
Title :
Last Update : Fri Feb 27 09:22:23 2009
Response via : Initial Calibration

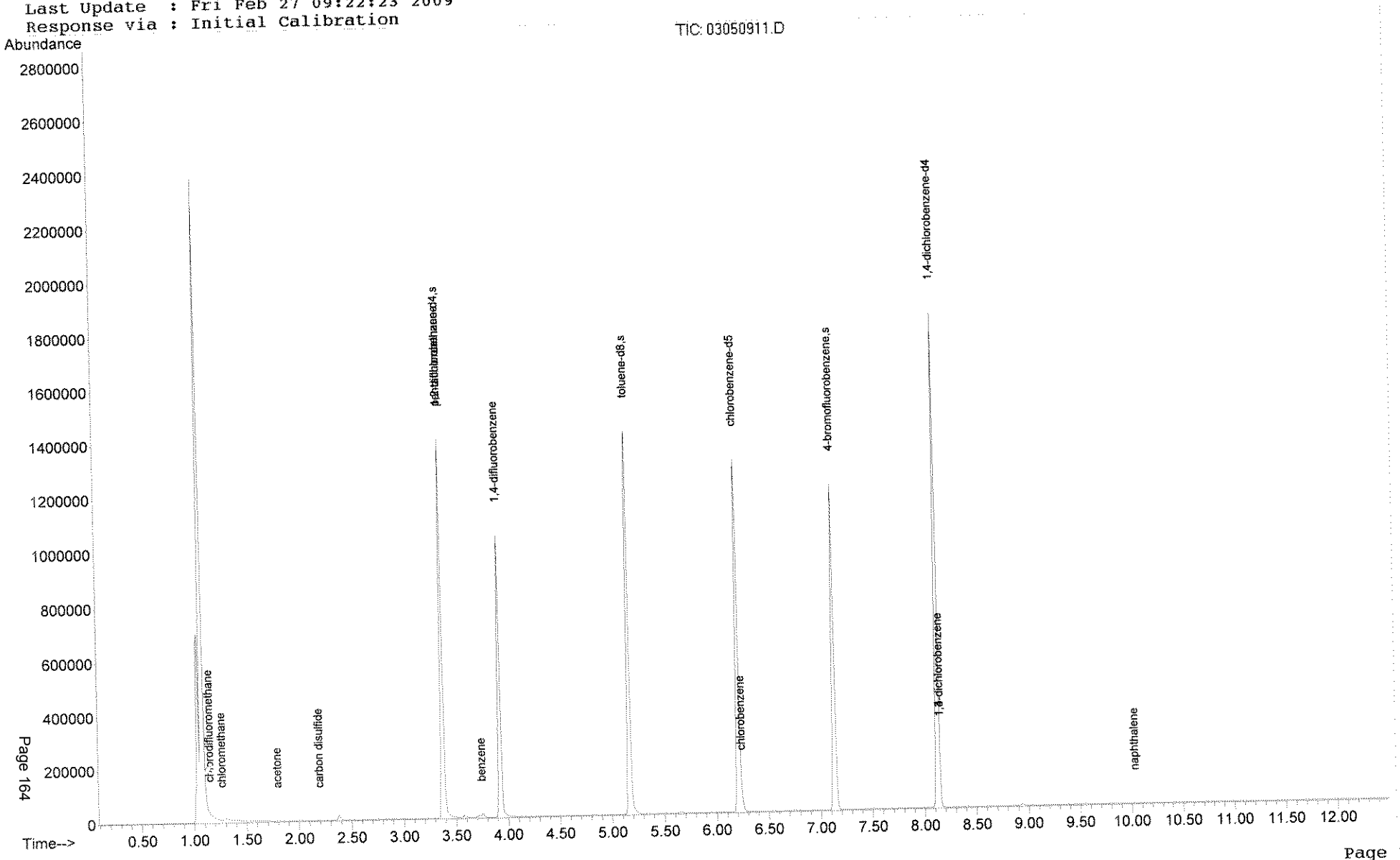

03050911.D VW022609.M Fri Mar 20 13:00:53 2009 GCMSV4

Data File : C:\MSDCHEM\1\DATA\0309\030509\03050911.D Vial: 11
Acq On : 5 Mar 2009 2:55 pm Operator:
Sample : 290790.00 5ml Inst : GCMSV4
Misc : Multiplr: 1.00
MS Integration Params: events.e
Quant Time: Mar 6 11:21 2009 Quant Results File: temp.res

Method : C:\MSDCHEM\1\METHODS\VW022609.M (Chemstation Integrator)
Title :
Last Update : Fri Feb 27 09:22:23 2009
Response via : Multiple Level Calibration

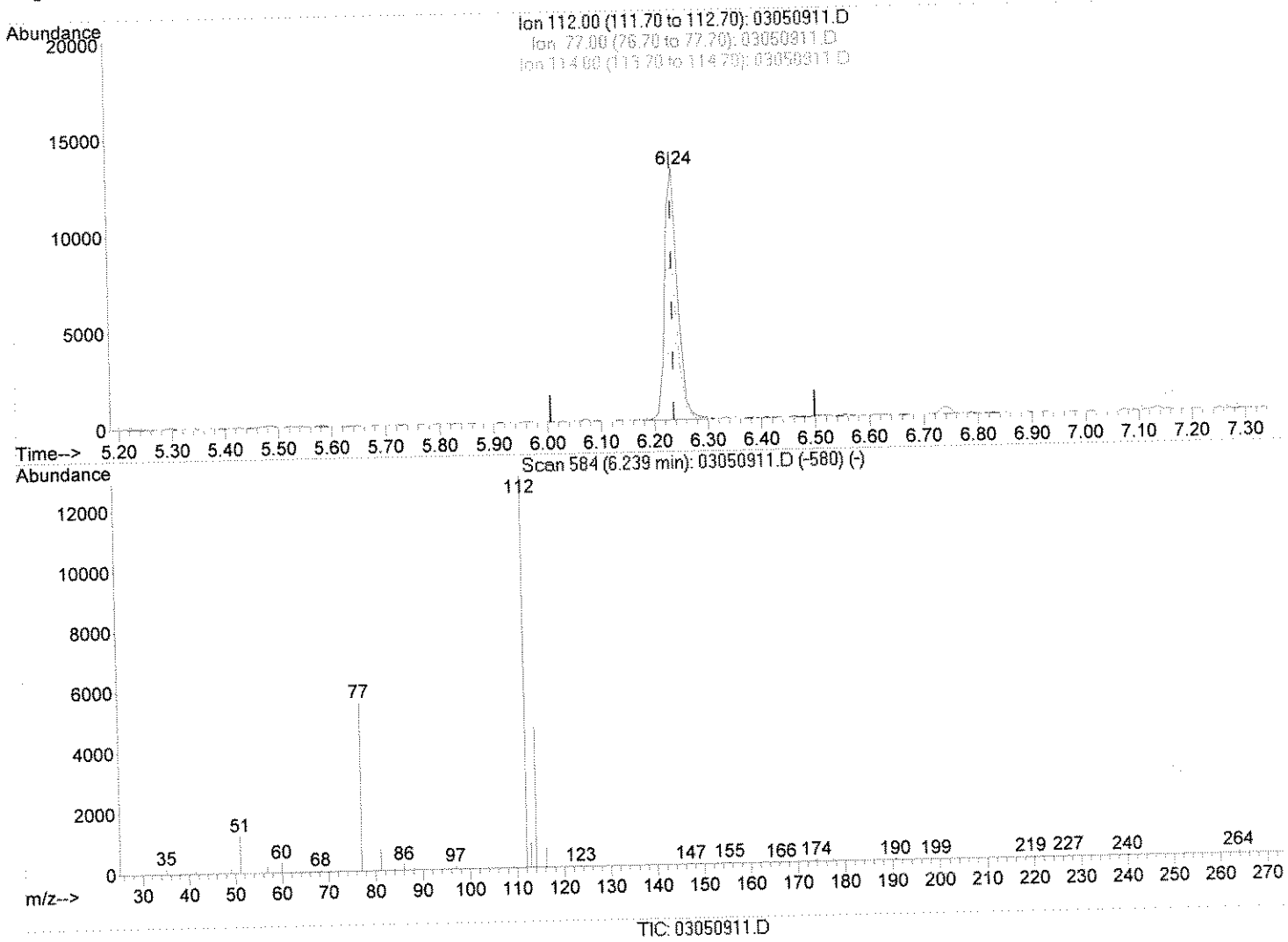

(48) chlorobenzene

6.24min (+0.003) 1.47ug/L

response 217348

Ion	Exp%	Act%
112.00	100	100
77.00	61.00	93.98#
114.00	31.70	35.47
0.00	0.00	0.00

Standard Spectra for Positive Hits

Quantitation Report (Qedit)

Data File : C:\MSDCHEM\1\DATA\0209\022609\02260923.D Vial: 23
Acq On : 26 Feb 2009 5:16 pm Operator:
Sample : water stnd 20ug/L Inst : GCMSV4
Misc : KM022609 Multiplr: 1.00
MS Integration Params: events.e
Quant Time: Feb 27 9:52 2009 Quant Results File: temp.res

Method : C:\MSDCHEM\1\METHODS\VW022609.M (Chemstation Integrator)
Title :
Last Update : Fri Feb 27 09:22:23 2009
Response via : Multiple Level Calibration

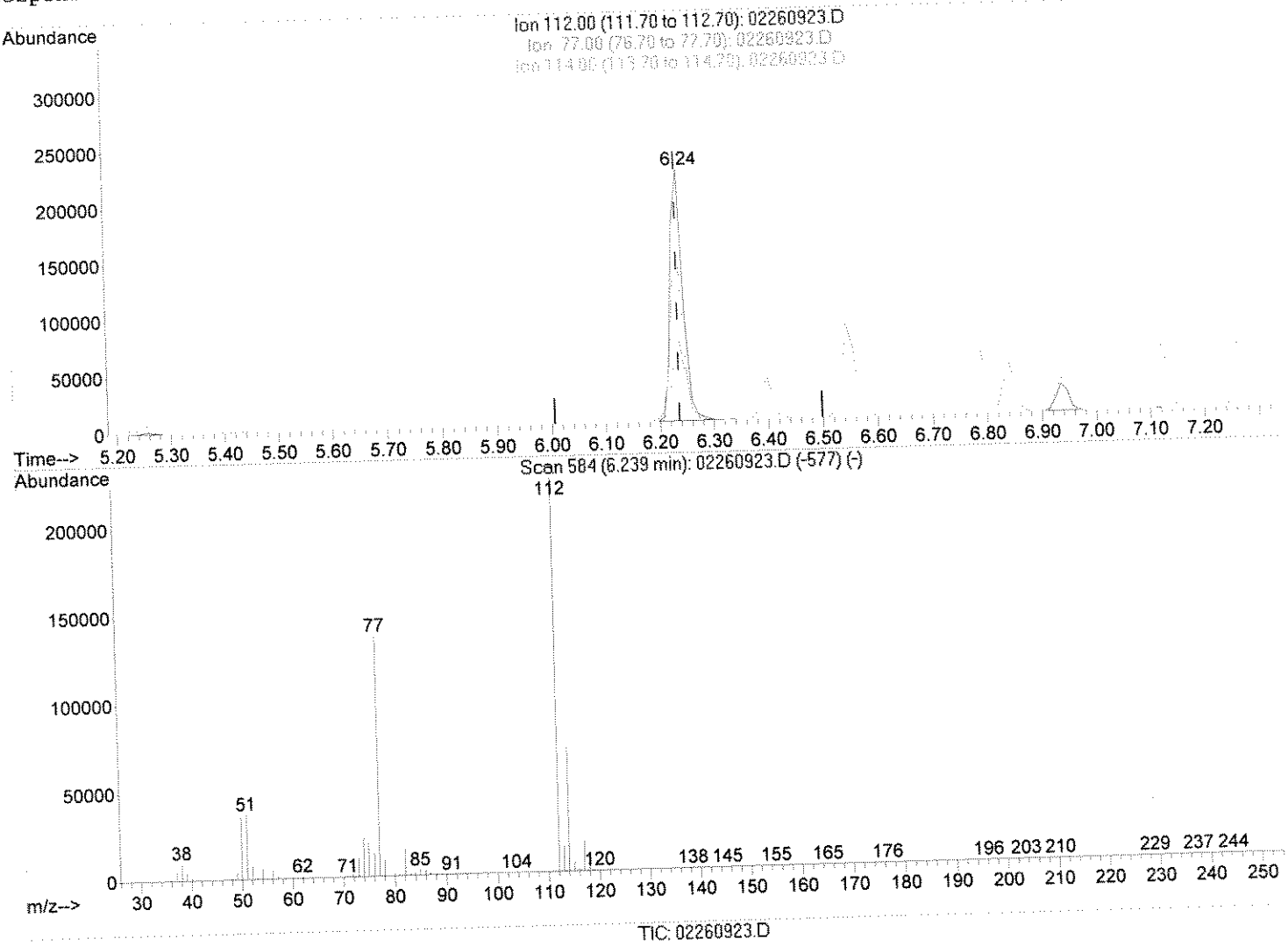

(48) chlorobenzene

6.24min (+0.004) 20.06ug/L

response 3620116

Ion	Exp%	Act%
112.00	100	100
77.00	61.00	66.77
114.00	31.70	31.84
0.00	0.00	0.00

Matrix Spikes/Matrix Spike Duplicates

Summary Report
Quant Reports and Chomatograms

3A

WATER VOLATILE MATRIX SPIKE/MATRIX SPIKE DUPLICATE RECOVERY

Lab Name: Ecotest Labs, Inc Contract: _____

Project No.: _____ Site: _____ Location: _____ Group: _____

Matrix Spike - Sample No.: 290790.00

COMPOUND	SPIKE ADDED (ug/L)	SAMPLE CONCENTRATION (ug/L)	MS CONCENTRATION (ug/L)	MS % REC #	QC. LIMITS REC.
1,1-dichloroethene	20	0	22.5	112	85 114
Trichloroethene	20	0	22.7	114	86 113
Chlorobenzene	20	1.5	22.8	107	92 110
Toluene	20	0	22.1	111	82 121
Benzene	20	0.6	22.3	109	88 117

COMPOUND	SPIKE ADDED (ug/L)	MSD CONCENTRATION (ug/L)	MS % REC #	% RPD #	QC LIMITS RPD	QC LIMITS REC.
1,1-dichloroethene	20	22.6	113	0.6	14	85 114
Trichloroethene	20	22.3	112	1.6	9	86 113
Chlorobenzene	20	22.0	102	4.1	10	92 110
Toluene	20	22.0	110	0.6	8	82 121
Benzene	20	22.0	107	1.7	11	88 117

Column to be used to flag recovery and RPD values with an asterisk

* Values outside of QC limits

Comments: _____

MS/MSD Recovery Result Summary (VOC EPA 8260) GCMSV3

Instrument ID: GC/MS-V#4
Date of Analysis: 03/05/09
Sample Spiked: 290790.00
Associated Samples: 290790.00

Compound	Unspiked Conc. (ug/L)	Spike Added (ug/L)	MS Conc. (ug/L)	MS Recov. (%)	MSD Conc.	MSD Recov. (%)	RPD* (%)	Recovery Limits (%)	RPD* Limits (%)	
Chloromethane	0.3	20	22.8	113	22.3	110	2	55 -->137	12	
Vinyl chloride	0	20	24.4	122	23.8	119	3	68 -->118	11	#
Bromomethane	0	20	21.6	108	22.7	113	5	47 -->130	30	
Chloroethane	0	20	22.9	115	23.1	116	1	80 -->117	12	
1,1-Dichloroethene	0.5	20	22.5	110	22.6	111	1	85 -->115	14	
Acetone	4.7	100	109.9	105	106.2	102	3	52 -->138	19	
Methylene chloride	0	20	23.7	119	22.9	115	3	85 -->115	12	#
Carbon Disulfide	0.1	20	24.8	123	22.7	113	9	77 -->115	13	#
trans-1,2-Dichloroethene	0	20	23.7	118	23.2	116	2	87 -->115	11	#
1,1-Dichloroethane	0	20	23.6	118	23.0	115	3	86 -->116	10	#
cis-1,2-Dichloroethene	0	20	23.2	116	22.8	114	2	86 -->115	10	#
Methyl ethyl ketone	0	100	106.8	107	101.1	101	5	55 -->131	19	
Chloroform	0	20	24.3	122	23.5	118	3	90 -->112	10	#
1,1,1-Trichloroethane	0	20	24.6	123	23.8	119	3	87 -->111	10	#
Carbon tetrachloride	0	20	23.9	119	22.7	114	5	75 -->116	15	
Benzene	0.6	20	22.3	109	22.0	107	1	88 -->117	11	
1,2-Dichloroethane	0	20	23.1	115	22.0	110	4	83 -->115	14	
Trichloroethene	0	20	22.7	114	22.3	112	2	86 -->113	9	#
1,2-Dichloropropane	0	20	21.4	107	22.1	111	3	90 -->112	10	
Bromodichloromethane	0	20	23.0	115	22.8	114	1	85 -->111	11	#
cis-1,3-Dichloropropene	0	20	22.0	110	21.3	106	4	83 -->107	9	
Methyl isobutyl ketone	0	100	109.7	110	104.8	105	5	60 -->123	12	
Toluene	0	20	22.1	111	22.0	110	1	82 -->121	8	
trans-1,3-Dichloropropene	0	20	22.0	110	21.6	108	2	81 -->112	11	
1,1,2-Trichloroethane	0	20	22.2	111	21.3	106	4	85 -->111	12	
2-Hexanone	0	100	102.4	102	101.7	102	1	49-->132	16	
Tetrachloroethene	0	20	21.3	107	20.6	103	4	66 -->143	13	
Dibromochloromethane	0	20	20.8	104	20.2	101	3	77 -->111	15	
Chlorobenzene	1.5	20	22.8	107	22.0	103	4	92 -->110	10	
Ethyl Benzene	0	20	22.2	111	21.2	106	5	67 -->134	12	
M+P-Xylene	0	40	43.5	109	42.4	106	2	74 -->147	12	
O-Xylene	0	20	21.8	109	20.5	102	6	74 -->133	15	
Styrene	0	20	21.8	109	20.4	102	6	88 -->109	12	
Bromoform	0	20	20.0	100	19.4	97	3	64 -->117	15	
1,1,2,2-Tetrachloroethane	0	20	19.5	97	18.5	93	5	69 -->117	10	

*RPD= Relative Percent Difference.

#- Value out of Range

Quantitation Report (QT Reviewed)

Data File : C:\MSDCHEM\1\DATA\0309\030509\03050911.D Vial: 11
Acq On : 5 Mar 2009 2:55 pm Operator:
Sample : 290790.00 5ml Inst : GCMSV4
Misc : Multiplr: 1.00
MS Integration Params: events.e
Quant Time: Mar 06 10:37:41 2009 Quant Results File: VW022609.RES

Quant Method : C:\MSDCHEM\1\METHODS\VW022609.M (Chemstation Integrator)
Title :
Last Update : Fri Feb 27 09:22:23 2009
Response via : Initial Calibration
DataAcq Meth : VOA0109

Internal Standards	R.T.	QIon	Response	Conc Units	Dev(Min)
1) pentafluorobenzene	3.38	168	4968780	50.00 ug/L	0.00
24) 1,4-difluorobenzene	3.93	114	6514857	50.00 ug/L	0.00
42) chlorobenzene-d5	6.21	82	4297460	50.00 ug/L	0.00
55) 1,4-dichlorobenzene-d4	8.13	152	4863643	50.00 ug/L	0.00
System Monitoring Compounds					
27) 1,2-dichloroethane-d4	3.38	102	491262	50.51 ug/L	0.00
37) toluene-d8	5.17	98	8971462	50.19 ug/L	0.00
41) 4-bromofluorobenzene	7.14	174	3447798	50.01 ug/L	0.00
Target Compounds					Qvalue
2) dichlorodifluoromethane	0.00	85	0	N.D.	
3) chlorodifluoromethane	1.15	51	16160m	0.43 ug/L	
4) chloromethane	1.27	50	9490m	0.27 ug/L	
5) vinyl chloride	0.00	62	0	N.D.	
6) bromomethane	0.00	96	0	N.D.	
7) chloroethane	0.00	64	0	N.D.	
8) trichlorofluoromethane	0.00	101	0	N.D.	
9) freon	0.00	151	0	N.D.	
10) acetone	1.80	58	16428	4.67 ug/L #	30
11) 1,1-dichloroethene	2.12	96	177	N.D.	
12) methylene chloride	2.08	84	4178	N.D.	
13) carbon disulfide	2.20	76	16446	0.14 ug/L #	76
14) tert-butylmethylether	0.00	73	0	N.D.	
15) trans-1,2-dichloroethene	0.00	96	0	N.D.	
16) vinyl acetate	0.00	43	0	N.D.	
17) 1,1-dichloroethane	0.00	63	0	N.D.	
18) methyl ethyl ketone	0.00	72	0	N.D.	
19) 2,2-dichloropropane	0.00	77	0	N.D.	
20) cis-1,2-dichloroethene	0.00	96	0	N.D.	
21) chloroform	0.00	83	0	N.D.	
22) bromochloromethane	0.00	128	0	N.D.	
23) 1,1,1-trichloroethane	0.00	97	0	N.D.	
25) 1,1-dichloropropene	0.00	75	0	N.D.	
26) carbon tetrachloride	0.00	119	0	N.D.	
28) 1,2-dichloroethane	3.45	62	323	N.D.	
29) benzene	3.75	78	116634m	0.55 ug/L	
30) trichloroethene	0.00	95	0	N.D.	
31) 1,2-dichloropropane	0.00	63	0	N.D.	
32) bromodichloromethane	0.00	83	0	N.D.	
33) dibromomethane	0.00	93	0	N.D.	
34) 2-chloroethylvinylether	0.00	63	0	N.D.	
35) 4-methyl-2-pentanone	0.00	43	0	N.D.	
36) cis-1,3-dichloropropene	0.00	75	0	N.D.	
38) toluene	5.22	91	9076	N.D.	
39) trans-1,3-dichloropropene	0.00	75	0	N.D.	
40) 1,1,2-trichloroethane	0.00	83	0	N.D.	
43) 2-hexanone	0.00	43	0	N.D.	
44) 1,3-dichloropropane	5.24	76	4231	N.D.	
45) tetrachloroethene	0.00	166	0	N.D.	
46) dibromochloromethane	0.00	129	0	N.D.	
47) 1,2-dibromoethane	0.00	107	0	N.D.	
48) chlorobenzene	6.24	112	217348	1.47 ug/L #	69
49) 1,1,1,2-tetrachloroethane	0.00	131	0	N.D.	
50) ethylbenzene	6.41	91	7251	N.D.	
51) m+p xylene	6.54	106	4992	N.D.	
52) o-xylene	6.83	106	1420	N.D.	
53) styrene	0.00	104	0	N.D.	

(#) = qualifier out of range (m) = manual integration

Data File : C:\MSDCHEM\1\DATA\0309\030509\03050911.D Vial: 11
Acq On : 5 Mar 2009 2:55 pm Operator:
Sample : 290790.00 5ml Inst : GCMSV4
Misc : Multiplr: 1.00
MS Integration Params: events.e
Quant Time: Mar 06 10:37:41 2009 Quant Results File: VW022609.RES

Quant Method : C:\MSDCHEM\1\METHODS\VW022609.M (Chemstation Integrator)
Title :
Last Update : Fri Feb 27 09:22:23 2009
Response via : Initial Calibration
DataAcq Meth : VOA0109

Compound	R.T.	QIon	Response	Conc Unit	Qvalue
54) bromoform	0.00	173	0	N.D.	
56) isopropylbenzene	7.13	105	10888	N.D.	
57) 1,1,2,2-tetrachloroethane	0.00	83	0	N.D.	
58) 1,2,3-trichloropropane	0.00	75	0	N.D.	
59) n-propylbenzene	0.00	91	0	N.D.	
60) bromobenzene	0.00	156	0	N.D.	
61) p-ethyltoluene	0.00	105	0	N.D.	
62) 1,3,5-trimethylbenzene	0.00	120	0	N.D.	
63) 2-chlorotoluene	0.00	126	0	N.D.	
64) 4-chlorotoluene	0.00	126	0	N.D.	
65) tert-butylbenzene	0.00	134	0	N.D.	
66) 1,2,4-trimethylbenzene	0.00	105	0	N.D.	
67) sec-butylbenzene	0.00	105	0	N.D.	
68) 4-isopropyltoluene	0.00	119	0	N.D.	
69) 1,3-dichlorobenzene	8.15	146	21356	0.18 ug/L #	1
70) 1,4-dichlorobenzene	8.15	146	21391	0.17 ug/L #	1
71) 1,2,3-trimethylbenzene	0.00	105	0	N.D.	
72) n-butylbenzene	0.00	92	0	N.D.	
73) p-diethylbenzene	0.00	119	0	N.D.	
74) 1,2-dichlorobenzene	0.00	146	0	N.D.	
75) 1,2,4,5-tetramethylbenzene	9.25	119	4242	N.D.	
76) 1,2-dibromo-3-chloropropan	0.00	157	0	N.D.	
77) 1,2,4-trichlorobenzene	0.00	180	0	N.D.	
78) hexachlorobutadiene	0.00	225	0	N.D.	
79) naphthalene	10.03	128	14707m	0.12 ug/L	
80) 1,2,3-trichlorobenzene	0.00	180	0	N.D.	

(#) = qualifier out of range (m) = manual integration (+) = signals summed

Data File : C:\MSDCHEM\1\DATA\0309\030509\03050911.D Vial: 11
Acq On : 5 Mar 2009 2:55 pm Operator:
Sample : 290790.00 5ml Inst : GCMSV4
Misc : Multiplr: 1.00
MS Integration Params: events.e
Quant Time: Mar 6 11:21 2009 Quant Results File: VW022609.RES

Method : C:\MSDCHEM\1\METHODS\VW022609.M (Chemstation Integrator)
Title :
Last Update : Fri Feb 27 09:22:23 2009
Response via : Initial Calibration

TIC: 03050911.D

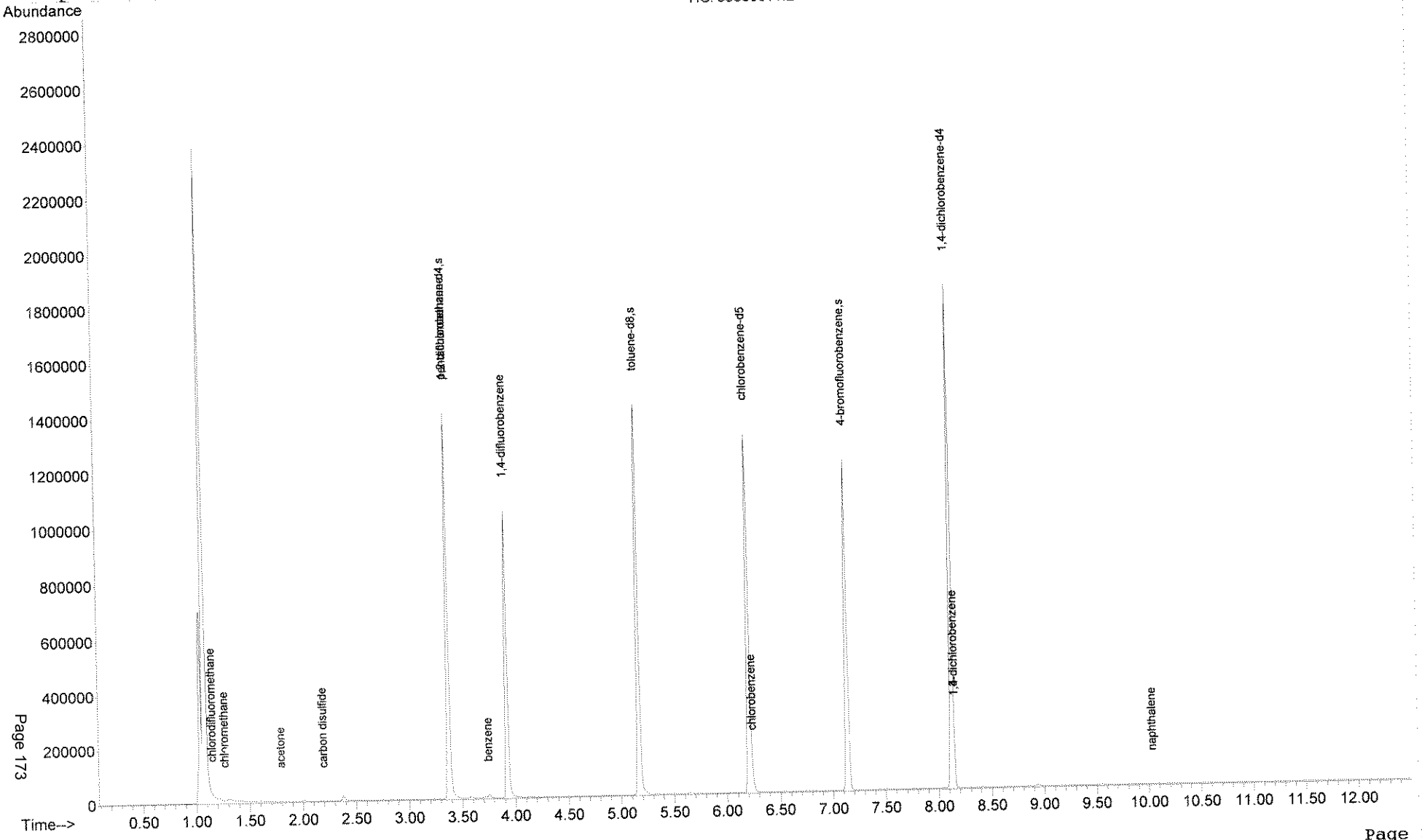

Quantitation Report (QT Reviewed)

Data File : C:\MSDCHEM\1\DATA\0309\030509\03050913.D Vial: 13
Acq On : 5 Mar 2009 3:50 pm Operator:
Sample : 290790.00 5ml +20MS Inst : GCMSV4
Misc : KM030509 Multiplr: 1.00
MS Integration Params: events.e
Quant Time: Mar 05 16:10:16 2009 Quant Results File: VW022609.RES

Quant Method : C:\MSDCHEM\1\METHODS\VW022609.M (Chemstation Integrator)
Title :
Last Update : Fri Feb 27 09:22:23 2009
Response via : Initial Calibration
DataAcq Meth : VOA0109

Internal Standards	R.T.	QIon	Response	Conc	Units		Dev(Min)
1) pentafluorobenzene	3.38	168	5207426	50.00	ug/L		0.00
24) 1,4-difluorobenzene	3.93	114	6932499	50.00	ug/L		0.00
42) chlorobenzene-d5	6.21	82	4708001	50.00	ug/L		0.00
55) 1,4-dichlorobenzene-d4	8.13	152	5722645	50.00	ug/L		0.00
System Monitoring Compounds							
27) 1,2-dichloroethane-d4	3.38	102	532674	51.47	ug/L		0.00
37) toluene-d8	5.17	98	9793480	51.48	ug/L		0.00
41) 4-bromofluorobenzene	7.14	174	4029581	54.93	ug/L		0.00
Target Compounds							Qvalue
2) dichlorodifluoromethane	1.19	85	1582458	24.69	ug/L		98
3) chlorodifluoromethane	1.16	51	936728	23.62	ug/L		99
4) chloromethane	1.26	50	834692	22.83	ug/L		96
5) vinyl chloride	1.32	62	1177833	24.39	ug/L		100
6) bromomethane	1.48	96	617151	21.59	ug/L		98
7) chloroethane	1.53	64	686140	22.90	ug/L		97
8) trichlorofluoromethane	1.76	101	2238361	25.97	ug/L		99
9) freon	2.11	151	948800	24.50	ug/L		99
10) acetone	1.80	58	402852	109.92	ug/L		84
11) 1,1-dichloroethene	2.01	96	876449	22.47	ug/L		82
12) methylene chloride	2.08	84	1206641	23.70	ug/L		94
13) carbon disulfide	2.19	76	3208202	24.81	ug/L		97
14) tert-butylmethylether	2.49	73	3418370	23.20	ug/L		99
15) trans-1,2-dichloroethene	2.43	96	1048646	23.69	ug/L		93
16) vinyl acetate	2.65	43	9531924	108.69	ug/L		99
17) 1,1-dichloroethane	2.57	63	2058167	23.52	ug/L		97
18) methyl ethyl ketone	2.82	72	624116	106.79	ug/L		88
19) 2,2-dichloropropane	3.07	77	1728803	24.09	ug/L		98
20) cis-1,2-dichloroethene	2.90	96	1217176	23.17	ug/L	#	84
21) chloroform	3.03	83	2461412	24.34	ug/L		98
22) bromochloromethane	3.00	128	609974	23.10	ug/L		94
23) 1,1,1-trichloroethane	3.49	97	2151838	24.60	ug/L	#	91
25) 1,1-dichloropropene	3.62	75	1801609	22.35	ug/L		96
26) carbon tetrachloride	3.73	119	1890401	23.88	ug/L		98
28) 1,2-dichloroethane	3.43	62	1938512	23.05	ug/L		93
29) benzene	3.76	78	5045293	22.27	ug/L		100
30) trichloroethene	4.19	95	1292779	22.71	ug/L		96
31) 1,2-dichloropropane	4.15	63	1168051	21.43	ug/L	#	97
32) bromodichloromethane	4.21	83	1994394	23.01	ug/L		100
33) dibromomethane	4.12	93	779212	22.74	ug/L		87
34) 2-chloroethylvinylether	4.53	63	187606	6.19	ug/L		95
35) 4-methyl-2-pentanone	4.77	43	4819803	109.73	ug/L		99
36) cis-1,3-dichloropropene	4.67	75	2089779	22.03	ug/L		95
38) toluene	5.22	91	5407199	22.14	ug/L		99
39) trans-1,3-dichloropropene	4.98	75	1951943	22.04	ug/L		94
40) 1,1,2-trichloroethane	5.08	83	959003	22.20	ug/L		100
43) 2-hexanone	5.39	43	3259420	102.39	ug/L		95
44) 1,3-dichloropropane	5.26	76	2259516	20.87	ug/L		100
45) tetrachloroethene	5.75	166	1445798	21.33	ug/L		98
46) dibromochloromethane	5.43	129	1445579	20.84	ug/L		98
47) 1,2-dibromoethane	5.61	107	1179956	20.23	ug/L	#	98
48) chlorobenzene	6.24	112	3735233	22.82	ug/L		93
49) 1,1,1,2-tetrachloroethane	6.18	131	1334751	22.03	ug/L	#	11
50) ethylbenzene	6.40	91	6414171	22.24	ug/L		99
51) m+p xylene	6.55	106	4598943	43.46	ug/l		95
52) o-xylene	6.84	106	2343205	21.83	ug/L		99
53) styrene	6.79	104	3933783	21.78	ug/L		99

(#) = qualifier out of range (m) = manual integration

Data File : C:\MSDCHEM\1\DATA\0309\030509\03050913.D Vial: 13
Acq On : 5 Mar 2009 3:50 pm Operator:
Sample : 290790.00 5ml +20MS Inst : GCMSV4
Misc : KM030509 Multiplr: 1.00
MS Integration Params: events.e
Quant Time: Mar 05 16:10:16 2009 Quant Results File: VW022609.RES

Quant Method : C:\MSDCHEM\1\METHODS\VW022609.M (Chemstation Integrator)
Title :
Last Update : Fri Feb 27 09:22:23 2009
Response via : Initial Calibration
DataAcq Meth : VOA0109

Compound	R.T.	QIon	Response	Conc	Unit		Qvalue
54) bromoform	6.60	173	1006415	19.98	ug/L		95
56) isopropylbenzene	7.12	105	6003217	21.02	ug/L		98
57) 1,1,2,2-tetrachloroethane	6.83	83	1469017	19.14	ug/L		99
58) 1,2,3-trichloropropane	6.94	75	1316633	19.45	ug/L		97
59) n-propylbenzene	7.46	91	7049509	21.82	ug/L		98
60) bromobenzene	7.28	156	1650853	19.62	ug/L	#	82
61) p-ethyltoluene	7.59	105	6519727	22.03	ug/L		100
62) 1,3,5-trimethylbenzene	7.70	120	2302615	21.24	ug/L		96
63) 2-chlorotoluene	7.51	126	1403657	21.47	ug/L	#	90
64) 4-chlorotoluene	7.58	126	1441071	20.59	ug/L		90
65) tert-butylbenzene	7.90	134	978651	21.84	ug/L		95
66) 1,2,4-trimethylbenzene	7.99	105	5267961	21.35	ug/L		100
67) sec-butylbenzene	8.06	105	6065415	23.15	ug/L		98
68) 4-isopropyltoluene	8.22	119	5244126	22.57	ug/L		97
69) 1,3-dichlorobenzene	8.10	146	3023724	21.01	ug/L		96
70) 1,4-dichlorobenzene	8.15	146	3223150	21.28	ug/L		97
71) 1,2,3-trimethylbenzene	8.31	105	5328600	21.81	ug/L		100
72) n-butylbenzene	8.53	92	2766592	24.40	ug/L		99
73) p-diethylbenzene	8.52	119	3040179	23.60	ug/L		94
74) 1,2-dichlorobenzene	8.42	146	2958724	21.02	ug/L		99
75) 1,2,4,5-tetramethylbenzene	9.25	119	5713007	24.45	ug/L		98
76) 1,2-dibromo-3-chloropropan	8.78	157	312200	19.87	ug/L		95
77) 1,2,4-trichlorobenzene	9.85	180	1549670	24.08	ug/L		99
78) hexachlorobutadiene	10.10	225	818747	26.67	ug/L		99
79) naphthalene	10.03	128	3451091	24.51	ug/L		99
80) 1,2,3-trichlorobenzene	10.19	180	1263895	25.30	ug/L		96

(#) = qualifier out of range (m) = manual integration (+) = signals summed

Data File : C:\MSDCHEM\1\DATA\0309\030509\03050913.D Vial: 13
Acq On : 5 Mar 2009 3:50 pm Operator:
Sample : 290790.00 5ml +20MS Inst : GCMSV4
Misc : KM030509 Multiplr: 1.00
MS Integration Params: events.e
Quant Time: Mar 5 16:10 2009 Quant Results File: VW022609.RES

Method : C:\MSDCHEM\1\METHODS\VW022609.M (Chemstation Integrator)
Title :
Last Update : Fri Feb 27 09:22:23 2009
Response via : Initial Calibration

TIC: 03050913.D

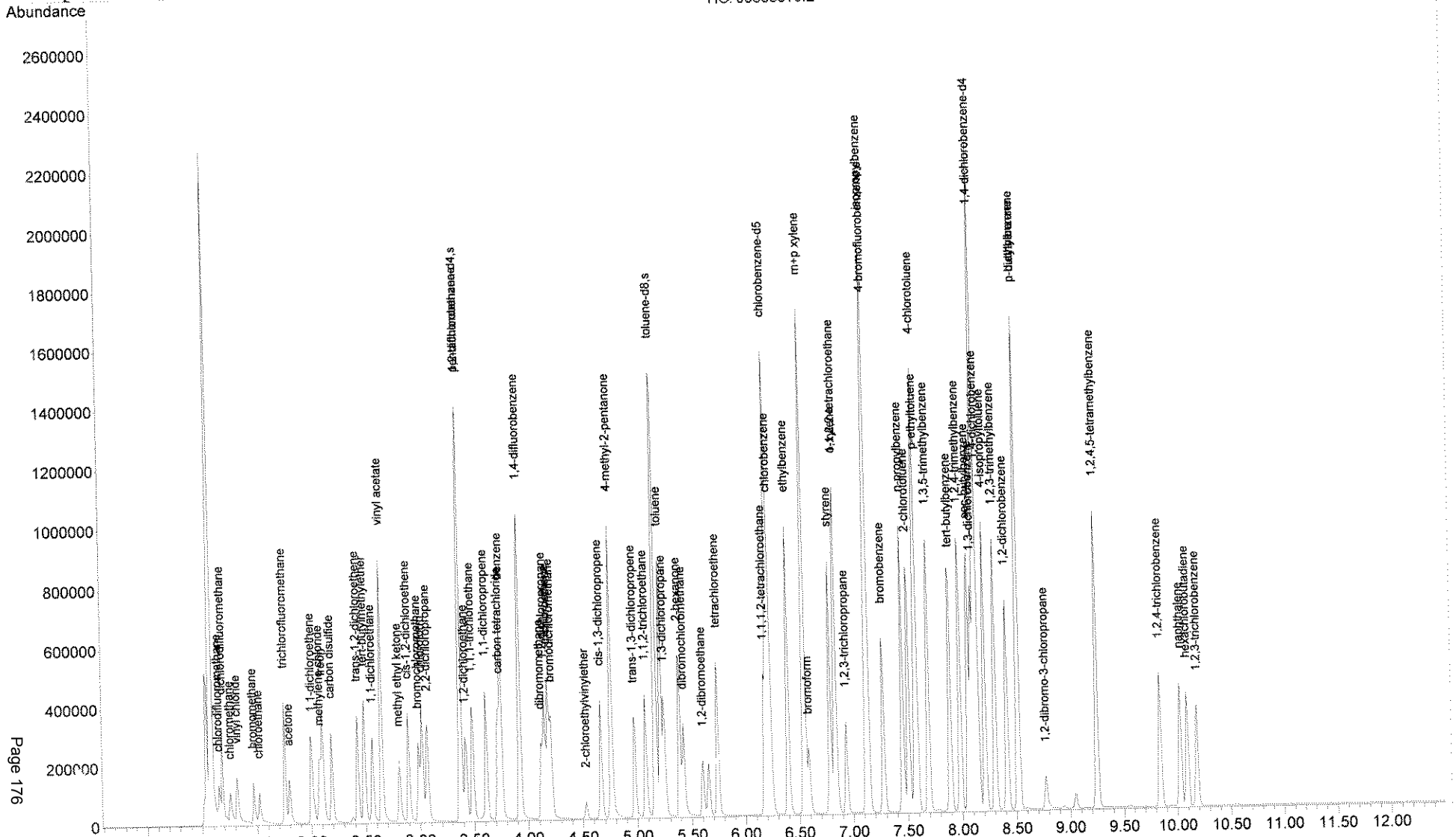

Quantitation Report (QT Reviewed)

Data File : C:\MSDCHEM\1\DATA\0309\030509\03050914.D Vial: 14
Acq On : 5 Mar 2009 4:10 pm Operator:
Sample : 290790.00 5ml +20MSD Inst : GCMSV4
Misc : KM030509 Multiplr: 1.00
MS Integration Params: events.e
Quant Time: Mar 05 17:42:41 2009 Quant Results File: VW022609.RES

Quant Method : C:\MSDCHEM\1\METHODS\VW022609.M (Chemstation Integrator)
Title :
Last Update : Fri Feb 27 09:22:23 2009
Response via : Initial Calibration
DataAcq Meth : VOA0109

Internal Standards	R.T.	QIon	Response	Conc	Units		Dev(Min)
1) pentafluorobenzene	3.38	168	5451022	50.00	ug/L		0.00
24) 1,4-difluorobenzene	3.93	114	7123546	50.00	ug/L		0.00
42) chlorobenzene-d5	6.21	82	4828726	50.00	ug/L		0.00
55) 1,4-dichlorobenzene-d4	8.13	152	5772307	50.00	ug/L		0.00
System Monitoring Compounds							
27) 1,2-dichloroethane-d4	3.38	102	533085	50.13	ug/L		0.00
37) toluene-d8	5.17	98	10041845	51.37	ug/L		0.00
41) 4-bromofluorobenzene	7.14	174	4036649	53.55	ug/L		0.00
Target Compounds							Qvalue
2) dichlorodifluoromethane	1.19	85	1620228	24.14	ug/L		99
3) chlorodifluoromethane	1.16	51	948303	22.84	ug/L		99
4) chloromethane	1.26	50	853038	22.29	ug/L		97
5) vinyl chloride	1.32	62	1202164	23.78	ug/L		97
6) bromomethane	1.48	96	679446	22.68	ug/L		96
7) chloroethane	1.53	64	509018	16.24	ug/L	#	76
8) trichlorofluoromethane	1.76	101	2248282	24.93	ug/L		98
9) freon	2.11	151	944642	23.31	ug/L		97
10) acetone	1.80	58	407413	106.18	ug/L		83
11) 1,1-dichloroethene	2.01	96	922434	22.60	ug/L		86
12) methylene chloride	2.08	84	1222369	22.94	ug/L		94
13) carbon disulfide	2.19	76	3072659	22.73	ug/L		98
14) tert-butylmethylether	2.50	73	3492604	22.65	ug/L		99
15) trans-1,2-dichloroethene	2.43	96	1072819	23.16	ug/L		98
16) vinyl acetate	2.65	43	9839172	107.17	ug/L		100
17) 1,1-dichloroethane	2.57	63	2103938	22.97	ug/L		99
18) methyl ethyl ketone	2.82	72	618520	101.09	ug/L		88
19) 2,2-dichloropropane	3.07	77	1764202	23.50	ug/L		97
20) cis-1,2-dichloroethene	2.90	96	1252599	22.78	ug/L		88
21) chloroform	3.03	83	2491198	23.54	ug/L		98
22) bromochloromethane	3.00	128	616757	22.32	ug/L		97
23) 1,1,1-trichloroethane	3.49	97	2174448	23.76	ug/L	#	90
25) 1,1-dichloropropene	3.62	75	1808552	21.84	ug/L		95
26) carbon tetrachloride	3.73	119	1844996	22.70	ug/L		98
28) 1,2-dichloroethane	3.43	62	1904392	22.04	ug/L		95
29) benzene	3.76	78	5109751	21.95	ug/L		100
30) trichloroethene	4.19	95	1306211	22.34	ug/L		98
31) 1,2-dichloropropane	4.16	63	1238781	22.12	ug/L		98
32) bromodichloromethane	4.22	83	2029016	22.79	ug/L		98
33) dibromomethane	4.12	93	783208	22.25	ug/L	#	85
34) 2-chloroethylvinylether	4.53	63	49951	1.61	ug/L	#	93
35) 4-methyl-2-pentanone	4.77	43	4728646	104.75	ug/L		98
36) cis-1,3-dichloropropene	4.67	75	2070688	21.25	ug/L		95
38) toluene	5.22	91	5523912	22.01	ug/L		99
39) trans-1,3-dichloropropene	4.98	75	1960639	21.55	ug/L		97
40) 1,1,2-trichloroethane	5.08	83	944089	21.27	ug/L		96
43) 2-hexanone	5.39	43	3321368	101.72	ug/L		93
44) 1,3-dichloropropane	5.26	76	2225829	20.05	ug/L		99
45) tetrachloroethene	5.75	166	1428799	20.56	ug/L		98
46) dibromochloromethane	5.43	129	1435719	20.19	ug/L		96
47) 1,2-dibromoethane	5.61	107	1197487	20.02	ug/L	#	99
48) chlorobenzene	6.24	112	3690100	21.99	ug/L		94
49) 1,1,1,2-tetrachloroethane	6.18	131	1322235	21.29	ug/L	#	10
50) ethylbenzene	6.40	91	6262548	21.19	ug/L		100
51) m+p xylene	6.55	106	4600274	42.41	ug/l		98
52) o-xylene	6.84	106	2251093	20.47	ug/L		94
53) styrene	6.79	104	3779749	20.43	ug/L		98

(#) = qualifier out of range (m) = manual integration

Quantitation Report (QT Reviewed)

Data File : C:\MSDCHEM\1\DATA\0309\030509\03050914.D Vial: 14
Acq On : 5 Mar 2009 4:10 pm Operator:
Sample : 290790.00 5ml +20MSD Inst : GCMSV4
Misc : KM030509 Multiplr: 1.00
MS Integration Params: events.e
Quant Time: Mar 05 17:42:41 2009 Quant Results File: VW022609.RES

Quant Method : C:\MSDCHEM\1\METHODS\VW022609.M (Chemstation Integrator)
Title :
Last Update : Fri Feb 27 09:22:23 2009
Response via : Initial Calibration
DataAcq Meth : VOA0109

	Compound	R.T.	QIon	Response	Conc	Unit		Qvalue
54)	bromoform	6.60	173	1003629	19.44	ug/L		95
56)	isopropylbenzene	7.13	105	5742059	19.95	ug/L		98
57)	1,1,2,2-tetrachloroethane	6.83	83	1435572	18.54	ug/L		98
58)	1,2,3-trichloropropane	6.94	75	1311299	19.20	ug/L		98
59)	n-propylbenzene	7.46	91	6586564	20.23	ug/L		96
60)	bromobenzene	7.28	156	1625595	19.15	ug/L	#	83
61)	p-ethyltoluene	7.59	105	6005035	20.14	ug/L		100
62)	1,3,5-trimethylbenzene	7.70	120	2209194	20.22	ug/L		100
63)	2-chlorotoluene	7.52	126	1307953	19.84	ug/L	#	84
64)	4-chlorotoluene	7.58	126	1405916	19.92	ug/L		91
65)	tert-butylbenzene	7.90	134	915503	20.27	ug/L		94
66)	1,2,4-trimethylbenzene	7.99	105	5025580	20.21	ug/L		99
67)	sec-butylbenzene	8.06	105	5528699	20.94	ug/L		99
68)	4-isopropyltoluene	8.22	119	4936060	21.08	ug/L		98
69)	1,3-dichlorobenzene	8.10	146	2888129	19.90	ug/L		96
70)	1,4-dichlorobenzene	8.15	146	3050867	19.97	ug/L		99
71)	1,2,3-trimethylbenzene	8.31	105	5072236	20.60	ug/L		100
72)	n-butylbenzene	8.53	92	2500362	21.88	ug/L		98
73)	p-diethylbenzene	8.52	119	2826818	21.78	ug/L		97
74)	1,2-dichlorobenzene	8.42	146	2826108	19.91	ug/L		99
75)	1,2,4,5-tetramethylbenzene	9.25	119	5135007	21.82	ug/L		97
76)	1,2-dibromo-3-chloropropan	8.78	157	303967	19.17	ug/L		89
77)	1,2,4-trichlorobenzene	9.84	180	1399614	21.57	ug/L		99
78)	hexachlorobutadiene	10.10	225	744296	24.05	ug/L		98
79)	naphthalene	10.03	128	3270097	23.03	ug/L		98
80)	1,2,3-trichlorobenzene	10.19	180	1135365	22.52	ug/L		97

(#) = qualifier out of range (m) = manual integration (+) = signals summed

Data File : C:\MSDCHEM\1\DATA\0309\030509\03050914.D Vial: 14
Acq On : 5 Mar 2009 4:10 pm Operator:
Sample : 290790.00 5ml +20MSD Inst : GCMSV4
Misc : KM030509 Multiplr: 1.00
MS Integration Params: events.e
Quant Time: Mar 5 17:42 2009 Quant Results File: VW022609.RES

Method : C:\MSDCHEM\1\METHODS\VW022609.M (Chemstation Integrator)
Title :
Last Update : Fri Feb 27 09:22:23 2009
Response via : Initial Calibration

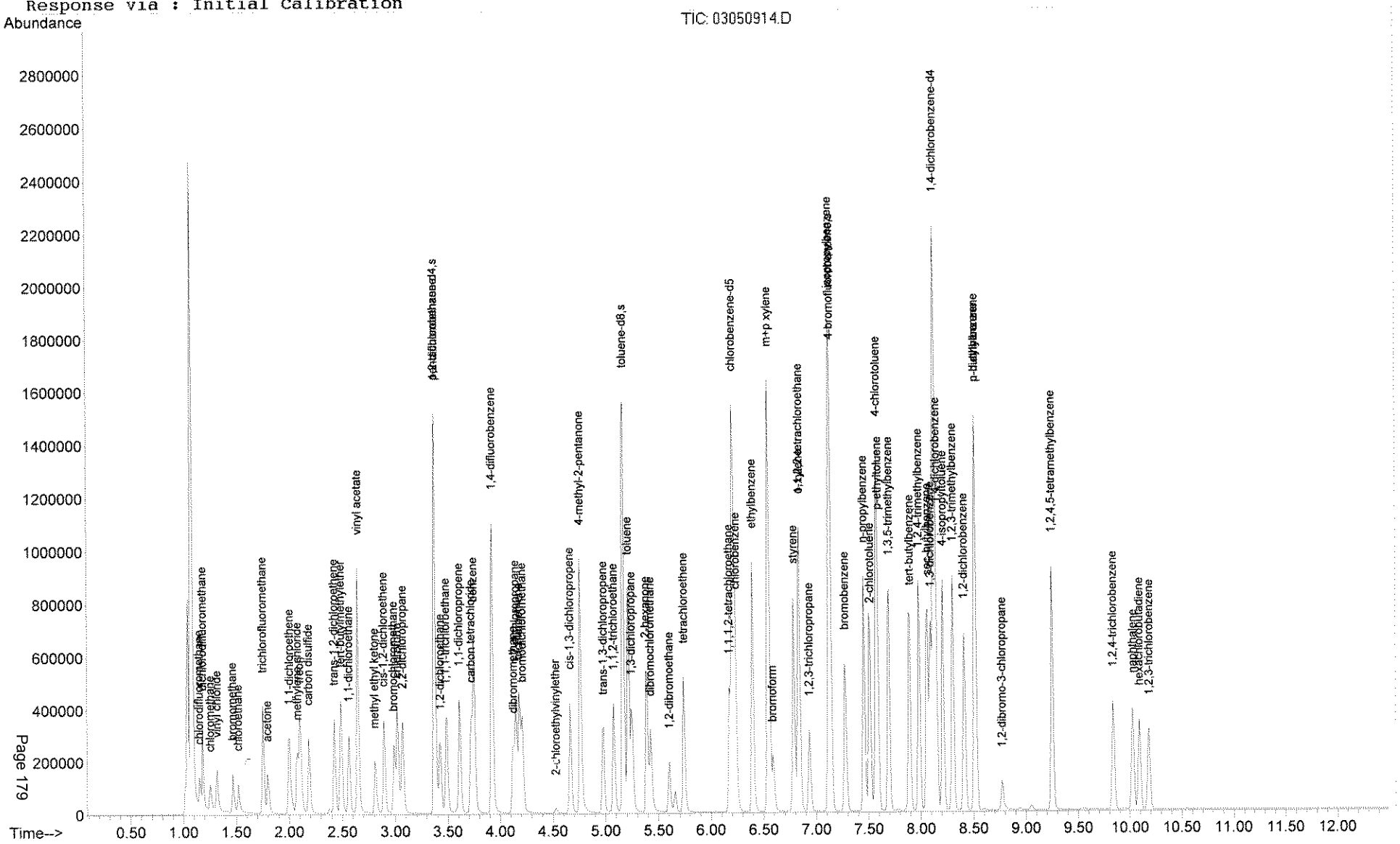

Reference Standards

Summary Report
Quant Reports and Chomatograms

QC Check Standard Summary (VOC EPA 8260)

EcoTest Laboratories Inc.
Instrument ID: GCMSV4
Lab File ID: 03050905.D
Date of Analysis: 03/05/09
Associated Samples: 290790.00.

Compound	Source	Target (ug/L)	Result (ug/L)	Lower control Limit (ug/L)	Upper control Limit (ug/L)	#
Chloromethane	(2)	10	10.5	5.4	16.0	
Vinyl chloride	(2)	10	11.6	6.1	15.3	
Bromomethane	(2)	10	10.0	4.5	15.4	
Chloroethane	(2)	10	11.1	8.0	12.2	
1,1-Dichloroethene	(1)	10	10.8	9.2	12.6	
Acetone	(3)	100	88.4	56.7	131	
Methylene chloride	(1)	10	10.8	9.6	12.3	
Carbon Disulfide	(3)	10	10.1	7.0	13.9	
trans-1,2-Dichloroethene	(1)	10	10.7	9.3	12.2	
1,1-Dichloroethane	(1)	10	10.2	9.1	11.4	
cis-1,2-Dichloroethene	(1)	10	10.5	9.1	11.3	
Methyl ethyl ketone	(3)	100	90.9	56.7	125	
Chloroform	(1)	10	10.7	9.1	10.9	
1,1,1-Trichloroethane	(1)	10	11.0	8.5	11.3	
Carbon tetrachloride	(1)	10	10.7	7.3	11.8	
Benzene	(1)	10	9.8	9.1	11.3	
1,2-Dichloroethane	(1)	10	10.6	8.4	11.9	
Trichloroethene	(1)	10	10.0	9.0	11.6	
1,2-Dichloropropane	(1)	10	9.5	8.6	11.3	
Bromodichloromethane	(1)	10	9.7	8.0	11.1	
cis-1,3-Dichloropropene	(1)	10	9.5	8.5	10.3	
Methyl isobutyl ketone	(3)	100	84.0	57.6	116	
Toluene	(1)	10	9.9	8.9	11.3	
trans-1,3-Dichloropropene	(1)	10	9.0	7.0	10.7	
1,1,2-Trichloroethane	(1)	10	8.7	8.1	11.3	
2-Hexanone	(3)	100	82.4	53.9	122	
Tetrachloroethene	(1)	10	9.8	7.3	13.1	
Dibromochloromethane	(1)	10	8.9	7.4	10.8	
Chlorobenzene	(1)	10	9.6	8.9	11.1	
Ethyl Benzene	(1)	10	9.7	8.4	11.4	
M+P-Xylene	(1)	10	19.5	17.1	23.3	
O-Xylene	(1)	10	9.6	8.0	11.4	
Styrene	(1)	10	9.3	8.2	10.8	
Bromoform	(1)	10	8.5	6.2	10.8	
1,1,2,2-Tetrachloroethane	(1)	10	8.2	6.8	11.8	

#- Column to be used to flag reference result with an asterisk.
#- Result is outside of QC limits.
Source of Stock Standard
(1)- Accstandard catalog# M-502A-R-10X.
(2)- Crescent Chamical catalog# CC2006.10.
(3)- Prepared by EcoTest from neat compound.

Quantitation Report (QT Reviewed)

Data File : C:\MSDCHEM\1\DATA\0309\030509\03050905.D Vial: 5
Acq On : 5 Mar 2009 12:18 pm Operator:
Sample : reference 10ug/L Inst : GCMSV4
Misc : MN021309 Multiplr: 1.00
MS Integration Params: events.e
Quant Time: Mar 05 12:45:37 2009 Quant Results File: VW022609.RES

Quant Method : C:\MSDCHEM\1\METHODS\VW022609.M (Chemstation Integrator)
Title :
Last Update : Fri Feb 27 09:22:23 2009
Response via : Initial Calibration
DataAcq Meth : VOA0109

Internal Standards	R.T.	QIon	Response	Conc	Units		Dev(Min)
1) pentafluorobenzene	3.38	168	5319250	50.00	ug/L		0.00
24) 1,4-difluorobenzene	3.93	114	6945640	50.00	ug/L		0.00
42) chlorobenzene-d5	6.21	82	4652289	50.00	ug/L		0.00
55) 1,4-dichlorobenzene-d4	8.13	152	5456045	50.00	ug/L		0.00
System Monitoring Compounds							
27) 1,2-dichloroethane-d4	3.38	102	531930	51.30	ug/L		0.00
37) toluene-d8	5.17	98	9665846	50.72	ug/L		0.00
41) 4-bromofluorobenzene	7.14	174	3835593	52.18	ug/L		0.00
Target Compounds							Qvalue
2) dichlorodifluoromethane	1.19	85	721015	10.96	ug/L		98
3) chlorodifluoromethane	1.15	51	400259m	9.85	ug/L		
4) chloromethane	1.26	50	392793	10.51	ug/L	#	93
5) vinyl chloride	1.32	62	568887	11.55	ug/L		99
6) bromomethane	1.47	96	287884	9.99	ug/L		96
7) chloroethane	1.53	64	340259	11.13	ug/L		98
8) trichlorofluoromethane	1.76	101	1090605	12.43	ug/L		99
9) freon	2.11	151	462394	11.75	ug/L		99
10) acetone	1.81	58	331196	88.37	ug/L		85
11) 1,1-dichloroethene	2.01	96	427217	10.78	ug/L		87
12) methylene chloride	2.08	84	561468	10.82	ug/L		96
13) carbon disulfide	2.19	76	1319070	10.08	ug/L		99
14) tert-butylmethylether	2.50	73	1395733	9.32	ug/L		99
15) trans-1,2-dichloroethene	2.43	96	479010	10.66	ug/L		97
16) vinyl acetate	2.65	43	8439544	94.12	ug/L		100
17) 1,1-dichloroethane	2.57	63	905857	10.18	ug/L		98
18) methyl ethyl ketone	2.82	72	542764	90.88	ug/L		94
19) 2,2-dichloropropane	3.08	77	762970	10.58	ug/L		100
20) cis-1,2-dichloroethene	2.90	96	559438	10.47	ug/L		88
21) chloroform	3.03	83	1100509	10.69	ug/L		99
22) bromochloromethane	3.00	128	270653	10.06	ug/L		98
23) 1,1,1-trichloroethane	3.50	97	978841	11.04	ug/L	#	90
25) 1,1-dichloropropene	3.62	75	787663	9.80	ug/L		97
26) carbon tetrachloride	3.73	119	836094	10.65	ug/L		97
28) 1,2-dichloroethane	3.43	62	894516m	10.62	ug/L		
29) benzene	3.76	78	2210607	9.79	ug/L		98
30) trichloroethene	4.19	95	568915	10.02	ug/L		94
31) 1,2-dichloropropane	4.16	63	519631	9.53	ug/L	#	95
32) bromodichloromethane	4.22	83	837458	9.71	ug/L		99
33) dibromomethane	4.12	93	328429	9.59	ug/L	#	85
34) 2-chloroethylvinylether	4.53	63	248837	8.19	ug/L		100
35) 4-methyl-2-pentanone	4.77	43	3701877	84.04	ug/L		99
36) cis-1,3-dichloropropene	4.67	75	897646	9.52	ug/L		99
38) toluene	5.22	91	2399496	9.87	ug/L		99
39) trans-1,3-dichloropropene	4.98	75	790868	9.02	ug/L		96
40) 1,1,2-trichloroethane	5.08	83	376025	8.70	ug/L		89
43) 2-hexanone	5.39	43	2592682	82.37	ug/L		95
44) 1,3-dichloropropane	5.26	76	1008597	9.46	ug/L		99
45) tetrachloroethene	5.75	166	653228	9.82	ug/L		94
46) dibromochloromethane	5.43	129	607958	8.94	ug/L		100
47) 1,2-dibromoethane	5.61	107	524297	9.12	ug/L	#	99
48) chlorobenzene	6.24	112	1536354	9.56	ug/L		94
49) 1,1,1,2-tetrachloroethane	6.18	131	562091	9.48	ug/L	#	1
50) ethylbenzene	6.40	91	2720103	9.67	ug/L		98
51) m+p xylene	6.55	106	2013365	19.50	ug/l		97
52) o-xylene	6.84	106	1005332	9.56	ug/L		97
53) styrene	6.79	104	1644429	9.33	ug/L		95

(#) = qualifier out of range (m) = manual integration

Quantitation Report (QT Reviewed)

Data File : C:\MSDCHEM\1\DATA\0309\030509\03050905.D Vial: 5
Acq On : 5 Mar 2009 12:18 pm Operator:
Sample : reference 10ug/L Inst : GCMSV4
Misc : MN021309 Multiplr: 1.00
MS Integration Params: events.e
Quant Time: Mar 05 12:45:37 2009 Quant Results File: VW022609.RES

Quant Method : C:\MSDCHEM\1\METHODS\VW022609.M (Chemstation Integrator)
Title :
Last Update : Fri Feb 27 09:22:23 2009
Response via : Initial Calibration
DataAcq Meth : VOA0109

Compound	R.T.	QIon	Response	Conc	Unit	Qvalue
54) bromoform	6.60	173	415802	8.45	ug/L	96
56) isopropylbenzene	7.13	105	2247436	8.33	ug/L	98
57) 1,1,2,2-tetrachloroethane	6.83	83	602474	8.22	ug/L	99
58) 1,2,3-trichloropropane	6.94	75	536232	8.27	ug/L	94
59) n-propylbenzene	7.46	91	3004444	9.84	ug/L	100
60) bromobenzene	7.28	156	753084	9.40	ug/L	86
61) p-ethyltoluene	7.59	105	2460252	8.80	ug/L	98
62) 1,3,5-trimethylbenzene	7.70	120	986220	9.61	ug/L	99
63) 2-chlorotoluene	7.52	126	614361	9.87	ug/L	90
64) 4-chlorotoluene	7.58	126	618744	9.31	ug/L	93
65) tert-butylbenzene	7.90	134	422764	9.94	ug/L	97
66) 1,2,4-trimethylbenzene	7.99	105	2239442	9.59	ug/L	100
67) sec-butylbenzene	8.06	105	2508990	10.12	ug/L	100
68) 4-isopropyltoluene	8.22	119	2077121	9.44	ug/L	98
69) 1,3-dichlorobenzene	8.10	146	1300233	9.51	ug/L	97
70) 1,4-dichlorobenzene	8.15	146	1402237	9.74	ug/L	97
71) 1,2,3-trimethylbenzene	8.31	105	2242028	9.67	ug/L	99
72) n-butylbenzene	8.53	92	1098037	10.22	ug/L	98
73) p-diethylbenzene	8.52	119	1141083	9.36	ug/L	93
74) 1,2-dichlorobenzene	8.42	146	1259569	9.40	ug/L	99
75) 1,2,4,5-tetramethylbenzene	9.25	119	1974781	8.96	ug/L	98
76) 1,2-dibromo-3-chloropropan	8.78	157	115538	7.70	ug/L	94
77) 1,2,4-trichlorobenzene	9.84	180	647163	10.57	ug/L	98
78) hexachlorobutadiene	10.10	225	344010	11.79	ug/L	97
79) naphthalene	10.03	128	1226776	9.15	ug/L	99
80) 1,2,3-trichlorobenzene	10.19	180	506930	10.63	ug/L	97

(#) = qualifier out of range (m) = manual integration (+) = signals summed

Data File : C:\MSDCHEM\1\DATA\0309\030509\03050905.D Vial: 5
Acq On : 5 Mar 2009 12:18 pm Operator:
Sample : reference 10ug/L Inst : GCMSV4
Misc : MN021309 Multiplr: 1.00
MS Integration Params: events.e
Quant Time: Mar 5 12:46 2009 Quant Results File: VW022609.RES

Method : C:\MSDCHEM\1\METHODS\VW022609.M (Chemstation Integrator)
Title :
Last Update : Fri Feb 27 09:22:23 2009
Response via : Initial Calibration

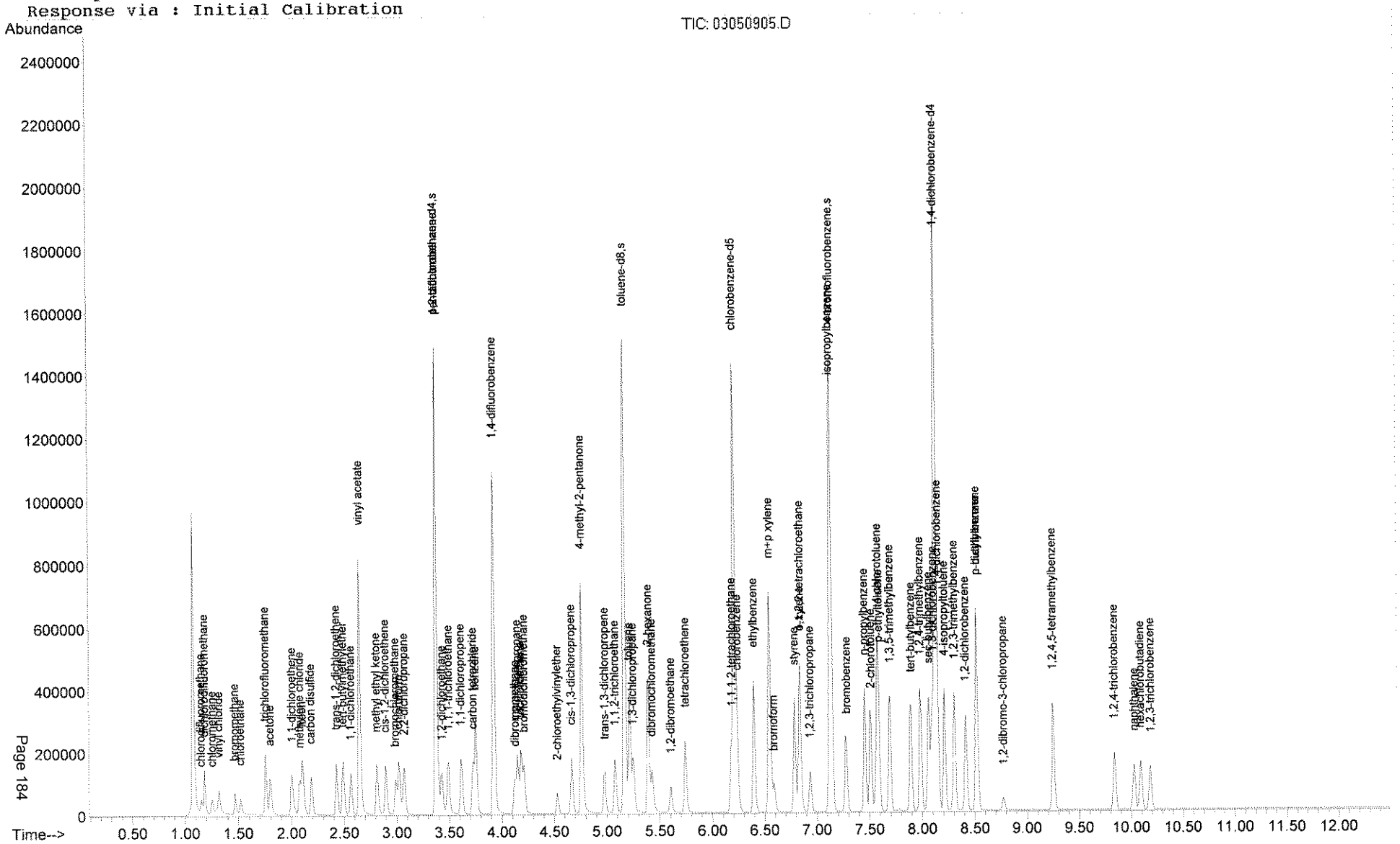

Initial Calibration

Summary Reports
Quant Reports and Chomatograms

Response Factor Report GCMSV4

Method : C:\MSDCHEM\1\METHODS\VW022609.M (Chemstation Integrator)
Title :
Last Update : Fri Feb 27 09:22:23 2009
Response via : Initial Calibration

Calibration Files
5 =02260921.D 10 =02260922.D 20 =02260923.D
50 =02260924.D 100 =02260925.D 200 =02260926.D

		Compound	5	10	20	50	100	200	Avg	%RSD
1)		pentafluorobenzene	ISTD							
2)		dichlorodifluor	0.578	0.570	0.580	0.612	0.626	0.575	0.590	3.88
3)		chlorodifluorom	0.363	0.385	0.360	0.382	0.382	0.366	0.373	2.97
4)		chloromethane	0.366	0.359	0.335	0.350	0.353	0.348	0.352	3.04
5)		vinyl chloride	0.458	0.473	0.442	0.464	0.475	0.471	0.464	2.66
6)		bromomethane	0.262	0.247	0.254	0.287	0.308	0.327	0.281	11.41
7)		chloroethane	0.279	0.288	0.276	0.289	0.293	0.290	0.286	2.42
8)		trichlorofluoro	0.808	0.806	0.780	0.838	0.861	0.861	0.826	4.00
9)		freon	0.348	0.368	0.355	0.378	0.389	0.395	0.372	5.06
10)		acetone	0.041	0.037	0.036	0.032	0.035	0.034	0.036	8.39
11)		1,1-dichloroeth	0.367	0.373	0.358	0.377	0.394	0.401	0.378	4.36
12)		methylene chlor	0.511	0.498	0.489	0.493	0.489	0.504	0.497	1.74
13)		carbon disulfid	1.151	1.171	1.177	1.274	1.331	1.369	1.245	7.40
14)		tert-butylmethy	1.407	1.371	1.412	1.396	1.490	1.508	1.431	3.84
15)		trans-1,2-dichl	0.448	0.417	0.415	0.426	0.446	0.461	0.435	4.30
16)		vinyl acetate	0.795	0.788	0.825	0.802	0.866	0.783	0.810	3.85
17)		1,1-dichloroeth	0.864	0.834	0.822	0.833	0.875	0.885	0.852	3.03
18)		methyl ethyl ke	0.058	0.058	0.058	0.053	0.056	0.055	0.056	3.52
19)		2,2-dichloropro	0.613	0.625	0.643	0.708	0.783	0.824	0.699	12.61
20)		cis-1,2-dichlor	0.512	0.509	0.505	0.498	0.523	0.534	0.514	2.51
21)		chloroform	1.021	0.974	0.963	0.964	0.998	1.017	0.989	2.65
22)		bromochlorometh	0.265	0.248	0.249	0.249	0.262	0.260	0.256	3.00
23)		1,1,1-trichloro	0.793	0.817	0.800	0.856	0.893	0.919	0.846	6.14
24)		1,4-difluorobenzene	ISTD							
25)		1,1-dichloropro	0.572	0.563	0.561	0.591	0.606	0.618	0.585	4.05
26)		carbon tetrachl	0.519	0.534	0.534	0.590	0.620	0.641	0.573	8.96
27)	s	1,2-dichloroeth	0.071	0.078	0.072	0.078	0.077	0.072	0.075	4.64
28)		1,2-dichloroeth	0.652	0.618	0.635	0.618	0.581	0.612	0.619	3.83
29)		benzene	1.681	1.603	1.601	1.652	1.700	1.758	1.666	3.63
30)		trichloroethene	0.428	0.402	0.400	0.415	0.422	0.433	0.417	3.20
31)		1,2-dichloropro	0.420	0.390	0.394	0.394	0.395	0.402	0.399	2.73
32)		bromodichlorome	0.649	0.596	0.618	0.635	0.651	0.678	0.638	4.48
33)		dibromomethane	0.257	0.246	0.257	0.247	0.247	0.256	0.252	2.21
34)		2-chloroethylvi	0.201	0.202	0.219	0.222	0.237	0.240	0.220	7.58
35)		4-methyl-2-pent	0.319	0.310	0.330	0.309	0.314	0.306	0.314	2.77
36)		cis-1,3-dichlor	0.650	0.624	0.674	0.712	0.723	0.759	0.690	7.30
37)	s	toluene-d8	1.355	1.357	1.370	1.379	1.379	1.392	1.372	1.04
38)		toluene	1.878	1.743	1.723	1.798	1.827	1.927	1.816	4.31
39)		trans-1,3-dichl	0.587	0.575	0.622	0.658	0.702	0.736	0.646	9.89
40)		1,1,2-trichloro	0.321	0.309	0.317	0.313	0.312	0.318	0.315	1.47
41)	s	4-bromofluorobe	0.510	0.511	0.515	0.550	0.532	0.557	0.529	3.91
42)		chlorobenzene-d5	ISTD							
43)		2-hexanone	0.361	0.351	0.356	0.331	0.328	0.331	0.343	4.27
44)		1,3-dichloropro	1.325	1.167	1.199	1.143	1.151	1.220	1.201	5.60
45)		tetrachloroethe	0.719	0.715	0.716	0.739	0.740	0.809	0.740	4.81
46)		dibromochlorome	0.786	0.724	0.763	0.752	0.761	0.828	0.769	4.57
47)		1,2-dibromoetha	0.671	0.635	0.638	0.613	0.624	0.647	0.638	3.14
48)		chlorobenzene	1.999	1.817	1.741	1.772	1.757	1.914	1.834	5.57
49)		1,1,1,2-tetrach	0.679	0.654	0.642	0.671	0.665	0.735	0.674	4.80
50)		ethylbenzene	3.278	3.084	3.038	3.193	3.240	3.625	3.243	6.42
51)		m+p xylene	1.192	1.127	1.113	1.176	1.196	1.343	1.191	6.88
52)		o-xylene	1.237	1.133	1.124	1.196	1.176	1.296	1.194	5.43
53)		styrene	1.997	1.911	1.905	2.019	2.015	2.253	2.017	6.28
54)		bromoform	0.547	0.512	0.534	0.558	0.572	0.628	0.559	7.15
55)		1,4-dichlorobenzene-d	ISTD							
56)		isopropylbenzen	2.507	2.458	2.357	2.548	2.679	2.795	2.557	6.15

(#) = Out of Range

Method : C:\MSDCHEM\1\METHODS\VW022609.M (Chemstation Integrator)
Title :
Last Update : Fri Feb 27 09:22:23 2009
Response via : Initial Calibration

Calibration Files
5 =02260921.D 10 =02260922.D 20 =02260923.D
50 =02260924.D 100 =02260925.D 200 =02260926.D

	Compound	5	10	20	50	100	200	Avg	%RSD
57)	1,1,2,2-tetrach	0.727	0.686	0.707	0.637	0.664	0.654	0.679	4.99
58)	1,2,3-trichloro	0.652	0.588	0.621	0.562	0.577	0.554	0.592	6.32
59)	n-propylbenzene	2.836	2.769	2.641	2.864	3.062	3.174	2.891	6.75
60)	bromobenzene	0.821	0.728	0.736	0.726	0.746	0.755	0.752	4.71
61)	p-ethyltoluene	2.615	2.552	2.469	2.631	2.766	2.894	2.655	5.76
62)	1,3,5-trimethyl	0.962	0.921	0.892	0.973	1.006	1.046	0.967	5.75
63)	2-chlorotoluene	0.614	0.577	0.550	0.567	0.584	0.583	0.579	3.65
64)	4-chlorotoluene	0.672	0.613	0.587	0.619	0.629	0.649	0.628	4.71
65)	tert-butylbenze	0.388	0.389	0.363	0.401	0.409	0.416	0.394	4.79
66)	1,2,4-trimethyl	2.106	2.097	2.014	2.218	2.296	2.368	2.183	6.15
67)	sec-butylbenzen	2.195	2.220	2.135	2.358	2.441	2.519	2.311	6.57
68)	4-isopropyltolu	1.940	1.964	1.891	2.100	2.149	2.211	2.042	6.29
69)	1,3-dichloroben	1.326	1.270	1.214	1.276	1.288	1.327	1.284	3.27
70)	1,4-dichloroben	1.425	1.349	1.273	1.336	1.347	1.378	1.351	3.72
71)	1,2,3-trimethyl	2.202	2.072	2.035	2.179	2.217	2.271	2.163	4.19
72)	n-butylbenzene	0.952	0.975	0.937	1.015	1.036	1.060	0.996	4.90
73)	p-diethylbenzen	1.090	1.063	1.049	1.167	1.194	1.230	1.132	6.61
74)	1,2-dichloroben	1.338	1.219	1.184	1.230	1.248	1.248	1.245	4.15
75)	1,2,4,5-tetrame	1.968	1.957	1.900	2.137	2.164	2.273	2.067	7.06
76)	1,2-dibromo-3-c	0.138	0.134	0.143	0.133	0.137	0.133	0.136	2.84
77)	1,2,4-trichloro	0.588	0.563	0.551	0.572	0.566	0.583	0.571	2.36
78)	hexachlorobutad	0.272	0.285	0.267	0.264	0.273	0.279	0.273	2.73
79)	naphthalene	1.225	1.223	1.286	1.221	1.228	1.251	1.239	2.07
80)	1,2,3-trichloro	0.455	0.431	0.447	0.434	0.431	0.431	0.438	2.31

(#) = Out of Range

Quantitation Report (QT Reviewed)

Data File : C:\MSDCHEM\1\DATA\0209\022609\02260921.D Vial: 21
Acq On : 26 Feb 2009 4:36 pm Operator:
Sample : water stnd 5ug/L Inst : GCMSV4
Misc : KM022609 Multiplr: 1.00
MS Integration Params: events.e
Quant Time: Feb 27 09:43:28 2009 Quant Results File: VW022609.RES

Quant Method : C:\MSDCHEM\1\METHODS\VW022609.M (Chemstation Integrator)
Title :
Last Update : Fri Feb 27 09:22:23 2009
Response via : Initial Calibration
DataAcq Meth : VOA0109

Internal Standards	R.T.	QIon	Response	Conc	Units		Dev(Min)
1) pentafluorobenzene	3.38	168	6486288	50.00	ug/L		0.00
24) 1,4-difluorobenzene	3.93	114	8234783	50.00	ug/L		0.00
42) chlorobenzene-d5	6.21	82	5052559	50.00	ug/L		0.00
55) 1,4-dichlorobenzene-d4	8.13	152	5789334	50.00	ug/L		0.00
System Monitoring Compounds							
27) 1,2-dichloroethane-d4	3.38	102	581942	47.34	ug/L		0.00
37) toluene-d8	5.17	98	11156123	49.37	ug/L		0.00
41) 4-bromofluorobenzene	7.14	174	4197430	48.17	ug/L		0.00
Target Compounds							Qvalue
2) dichlorodifluoromethane	1.19	85	374754	4.66	ug/L		99
3) chlorodifluoromethane	1.15	51	235746m	4.75	ug/L		
4) chloromethane	1.26	50	233487	5.12	ug/L	#	87
5) vinyl chloride	1.33	62	297154	4.95	ug/L		95
6) bromomethane	1.48	96	169881	4.86	ug/L		97
7) chloroethane	1.53	64	181108	4.86	ug/L		97
8) trichlorofluoromethane	1.76	101	523806	4.91	ug/L		100
9) freon	2.11	151	225446	4.71	ug/L		95
10) acetone	1.81	58	132017	28.80	ug/L		99
11) 1,1-dichloroethene	2.01	96	238344	4.94	ug/L		88
12) methylene chloride	2.08	84	331197	5.24	ug/L		91
13) carbon disulfide	2.19	76	746602	4.69	ug/L		98
14) tert-butylmethylether	2.50	73	912668	5.01	ug/L		99
15) trans-1,2-dichloroethene	2.43	96	290525	5.32	ug/L		97
16) vinyl acetate	2.65	43	2576830	23.46	ug/L		98
17) 1,1-dichloroethane	2.57	63	560214	5.17	ug/L		99
18) methyl ethyl ketone	2.82	72	189478	25.98	ug/L		89
19) 2,2-dichloropropane	3.07	77	397311	4.55	ug/L		98
20) cis-1,2-dichloroethene	2.90	96	332260	5.11	ug/L	#	83
21) chloroform	3.03	83	662374	5.29	ug/L		94
22) bromochloromethane	3.00	128	172108	5.25	ug/L		99
23) 1,1,1-trichloroethane	3.49	97	514263	4.77	ug/L	#	90
25) 1,1-dichloropropene	3.62	75	470822	4.95	ug/L		93
26) carbon tetrachloride	3.73	119	427505	4.61	ug/L	#	95
28) 1,2-dichloroethane	3.43	62	527216	5.28	ug/L	#	52
29) benzene	3.76	78	1383889	5.18	ug/L		99
30) trichloroethene	4.19	95	352611	5.24	ug/L		95
31) 1,2-dichloropropane	4.16	63	345884	5.35	ug/L	#	94
32) bromodichloromethane	4.22	83	534647	5.24	ug/L		99
33) dibromomethane	4.12	93	211712	5.22	ug/L	#	83
34) 2-chloroethylvinylether	4.53	63	165209	4.60	ug/L		97
35) 4-methyl-2-pentanone	4.77	43	1311871	25.06	ug/L		99
36) cis-1,3-dichloropropene	4.67	75	537105	4.82	ug/L		95
38) toluene	5.22	91	1546875	5.38	ug/L		99
39) trans-1,3-dichloropropene	4.98	75	483301	4.67	ug/L		95
40) 1,1,2-trichloroethane	5.08	83	264659	5.17	ug/L		95
43) 2-hexanone	5.39	43	912800	26.66	ug/L		95
44) 1,3-dichloropropane	5.26	76	669273	5.79	ug/L		99
45) tetrachloroethene	5.75	166	363317	5.05	ug/L		98
46) dibromochloromethane	5.43	129	397277	5.39	ug/L		97
47) 1,2-dibromoethane	5.61	107	338996	5.43	ug/L	#	98
48) chlorobenzene	6.24	112	1009875	5.80	ug/L		92
49) 1,1,1,2-tetrachloroethane	6.18	131	342885	5.34	ug/L	#	1
50) ethylbenzene	6.40	91	1656141	5.44	ug/L		100
51) m+p xylene	6.55	106	1204057	10.79	ug/l		99
52) o-xylene	6.84	106	624768	5.49	ug/L		99
53) styrene	6.79	104	1008857	5.29	ug/L		91

(#) = qualifier out of range (m) = manual integration

Quantitation Report (QT Reviewed)

Data File : C:\MSDCHEM\1\DATA\0209\022609\02260921.D Vial: 21
Acq On : 26 Feb 2009 4:36 pm Operator:
Sample : water stnd 5ug/L Inst : GCMSV4
Misc : KM022609 Multiplr: 1.00
MS Integration Params: events.e
Quant Time: Feb 27 09:43:28 2009 Quant Results File: VW022609.RES

Quant Method : C:\MSDCHEM\1\METHODS\VW022609.M (Chemstation Integrator)
Title :
Last Update : Fri Feb 27 09:22:23 2009
Response via : Initial Calibration
DataAcq Meth : VOA0109

Compound	R.T.	QIon	Response	Conc	Unit		Qvalue
54) bromoform	6.60	173	276574	5.19	ug/L		96
56) isopropylbenzene	7.12	105	1451321	5.08	ug/L		99
57) 1,1,2,2-tetrachloroethane	6.83	83	421034	5.41	ug/L		99
58) 1,2,3-trichloropropane	6.94	75	377252	5.48	ug/L		96
59) n-propylbenzene	7.46	91	1642119	5.09	ug/L		99
60) bromobenzene	7.28	156	475218	5.59	ug/L	#	87
61) p-ethyltoluene	7.59	105	1513715	5.11	ug/L		100
62) 1,3,5-trimethylbenzene	7.70	120	556832	5.13	ug/L		99
63) 2-chlorotoluene	7.51	126	355471	5.39	ug/L		89
64) 4-chlorotoluene	7.58	126	388946	5.52	ug/L		95
65) tert-butylbenzene	7.90	134	224646	4.99	ug/L		97
66) 1,2,4-trimethylbenzene	7.99	105	1219217	4.93	ug/L		99
67) sec-butylbenzene	8.06	105	1270548	4.85	ug/L		99
68) 4-isopropyltoluene	8.22	119	1123067	4.82	ug/L		97
69) 1,3-dichlorobenzene	8.10	146	767724	5.30	ug/L		96
70) 1,4-dichlorobenzene	8.15	146	825090	5.40	ug/L		95
71) 1,2,3-trimethylbenzene	8.31	105	1274936	5.19	ug/L		99
72) n-butylbenzene	8.53	92	551404	4.85	ug/L		96
73) p-diethylbenzene	8.52	119	630830	4.89	ug/L		96
74) 1,2-dichlorobenzene	8.42	146	774718	5.45	ug/L		99
75) 1,2,4,5-tetramethylbenzene	9.25	119	1139115	4.88	ug/L		94
76) 1,2-dibromo-3-chloropropan	8.78	157	79839	5.01	ug/L		98
77) 1,2,4-trichlorobenzene	9.84	180	340533	5.25	ug/L		99
78) hexachlorobutadiene	10.10	225	157576	5.10	ug/L		96
79) naphthalene	10.03	128	709198	4.99	ug/L		99
80) 1,2,3-trichlorobenzene	10.19	180	263277	5.20	ug/L		99

(#) = qualifier out of range (m) = manual integration (+) = signals summed

Data File : C:\MSDCHEM\1\DATA\0209\022609\02260921.D Vial: 21
Acq On : 26 Feb 2009 4:36 pm Operator:
Sample : water stnd 5ug/L Inst : GCMSV4
Misc : KM022609 Multiplr: 1.00
MS Integration Params: events.e
Quant Time: Feb 27 9:50 2009 Quant Results File: VW022609.RES

Method : C:\MSDCHEM\1\METHODS\VW022609.M (Chemstation Integrator)
Title :
Last Update : Fri Feb 27 09:22:23 2009
Response via : Initial Calibration

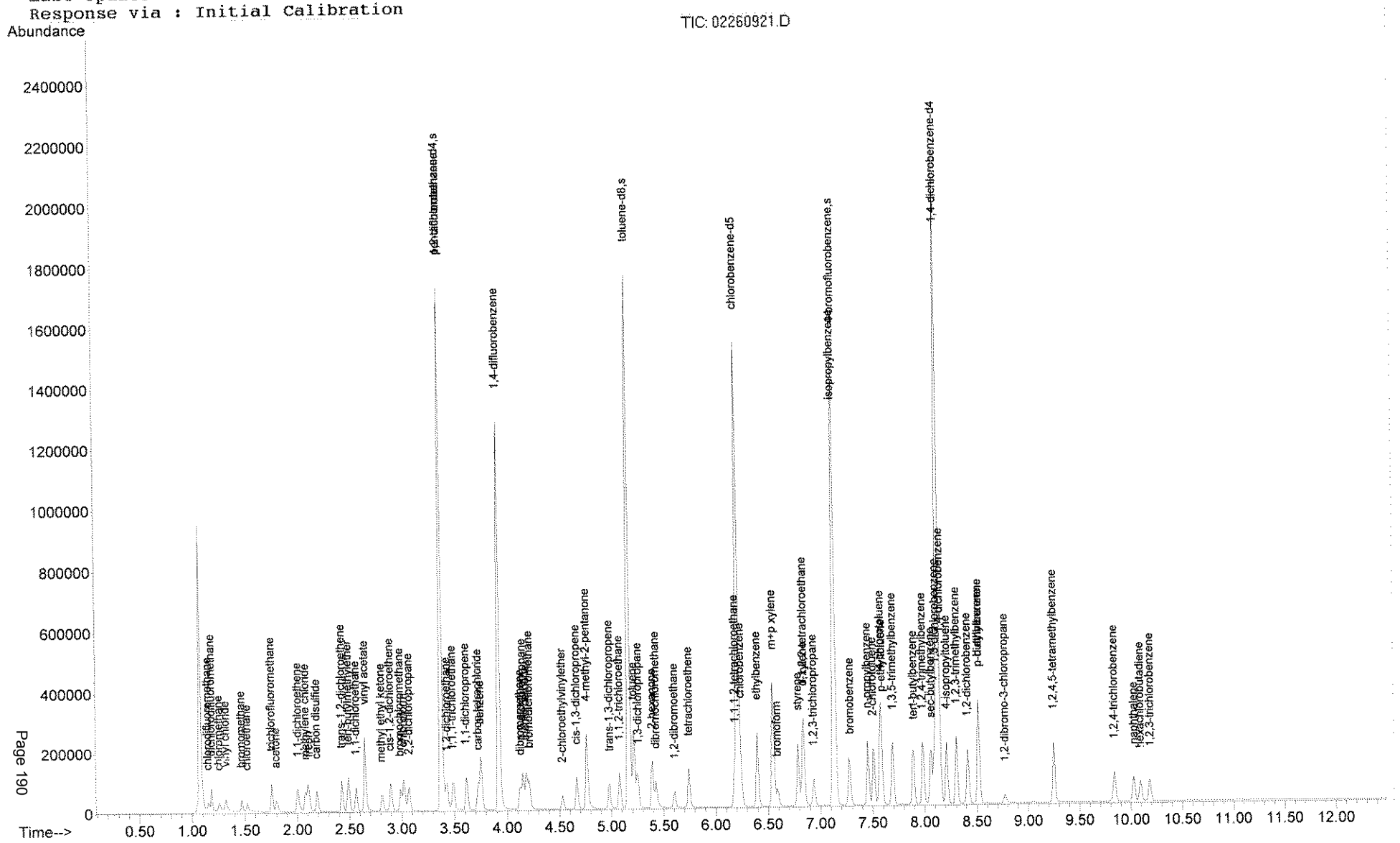

Quantitation Report (QT Reviewed)

Data File : C:\MSDCHEM\1\DATA\0209\022609\02260922.D Vial: 22
Acq On : 26 Feb 2009 4:56 pm Operator:
Sample : water stnd 10ug/L Inst : GCMSV4
Misc : KM022609 Multiplr: 1.00
MS Integration Params: events.e
Quant Time: Feb 27 09:43:30 2009 Quant Results File: VW022609.RES

Quant Method : C:\MSDCHEM\1\METHODS\VW022609.M (Chemstation Integrator)
Title :
Last Update : Fri Feb 27 09:22:23 2009
Response via : Initial Calibration
DataAcq Meth : VOA0109

Internal Standards	R.T.	QIon	Response	Conc	Units		Dev(Min)
1) pentafluorobenzene	3.38	168	6541443	50.00	ug/L		0.00
24) 1,4-difluorobenzene	3.93	114	8271570	50.00	ug/L		0.00
42) chlorobenzene-d5	6.21	82	5100795	50.00	ug/L		0.00
55) 1,4-dichlorobenzene-d4	8.13	152	5894644	50.00	ug/L		0.00
System Monitoring Compounds							
27) 1,2-dichloroethane-d4	3.38	102	646058	52.32	ug/L		0.00
37) toluene-d8	5.17	98	11223755	49.45	ug/L		0.00
41) 4-bromofluorobenzene	7.14	174	4225901	48.28	ug/L		0.00
Target Compounds							Qvalue
2) dichlorodifluoromethane	1.19	85	750961	9.28	ug/L		94
3) chlorodifluoromethane	1.16	51	449477	9.00	ug/L		99
4) chloromethane	1.26	50	471955m	10.27	ug/L		
5) vinyl chloride	1.33	62	618762	10.21	ug/L		99
6) bromomethane	1.48	96	323674	9.14	ug/L		97
7) chloroethane	1.53	64	377328	10.03	ug/L		95
8) trichlorofluoromethane	1.76	101	1054568	9.78	ug/L		98
9) freon	2.11	151	481875	9.96	ug/L		100
10) acetone	1.81	58	244922	53.05	ug/L		98
11) 1,1-dichloroethene	2.01	96	487392	10.00	ug/L		87
12) methylene chloride	2.08	84	651364	10.21	ug/L		94
13) carbon disulfide	2.20	76	1531624	9.52	ug/L		98
14) tert-butylmethylether	2.50	73	1793696	9.74	ug/L		99
15) trans-1,2-dichloroethene	2.43	96	545190	9.87	ug/L		96
16) vinyl acetate	2.65	43	5157583	46.63	ug/L		100
17) 1,1-dichloroethane	2.57	63	1090890	9.97	ug/L		98
18) methyl ethyl ketone	2.82	72	376893	51.27	ug/L		90
19) 2,2-dichloropropane	3.08	77	817262	9.23	ug/L		99
20) cis-1,2-dichloroethene	2.90	96	666293	10.14	ug/L		92
21) chloroform	3.03	83	1273892	10.07	ug/L		100
22) bromochloromethane	3.00	128	324916	9.82	ug/L		97
23) 1,1,1-trichloroethane	3.50	97	1069115	9.81	ug/L	#	91
25) 1,1-dichloropropene	3.62	75	932197	9.74	ug/L		94
26) carbon tetrachloride	3.73	119	883762	9.46	ug/L		99
28) 1,2-dichloroethane	3.43	62	999484	9.96	ug/L	#	84
29) benzene	3.76	78	2652169	9.87	ug/L		99
30) trichloroethene	4.19	95	665751	9.84	ug/L		92
31) 1,2-dichloropropane	4.16	63	645912	9.95	ug/L	#	94
32) bromodichloromethane	4.22	83	986450	9.60	ug/L		99
33) dibromomethane	4.13	93	407585	9.99	ug/L	#	80
34) 2-chloroethylvinylether	4.53	63	334359	9.24	ug/L		98
35) 4-methyl-2-pentanone	4.77	43	2560863	48.75	ug/L		98
36) cis-1,3-dichloropropene	4.67	75	1031851	9.19	ug/L		98
38) toluene	5.22	91	2883536	9.96	ug/L		99
39) trans-1,3-dichloropropene	4.98	75	950686	9.10	ug/L		98
40) 1,1,2-trichloroethane	5.08	83	510651	9.92	ug/L		97
43) 2-hexanone	5.40	43	1789560	51.81	ug/L		95
44) 1,3-dichloropropane	5.26	76	1190743	10.18	ug/L		98
45) tetrachloroethene	5.75	166	729525	10.01	ug/L		98
46) dibromochloromethane	5.43	129	738657	9.90	ug/L		98
47) 1,2-dibromoethane	5.61	107	647571	10.27	ug/L	#	98
48) chlorobenzene	6.24	112	1853957	10.52	ug/L		93
49) 1,1,1,2-tetrachloroethane	6.19	131	667622	10.26	ug/L	#	1
50) ethylbenzene	6.40	91	3146381	10.19	ug/L		99
51) m+p xylene	6.55	106	2298618	20.30	ug/l		97
52) o-xylene	6.85	106	1156297	10.03	ug/L		97
53) styrene	6.79	104	1949470	10.08	ug/L		92

(#) = qualifier out of range (m) = manual integration

Quantitation Report (QT Reviewed)

Data File : C:\MSDCHEM\1\DATA\0209\022609\02260922.D Vial: 22
Acq On : 26 Feb 2009 4:56 pm Operator:
Sample : water stnd 10ug/L Inst : GCMSV4
Misc : KM022609 Multiplr: 1.00
MS Integration Params: events.e
Quant Time: Feb 27 09:43:30 2009 Quant Results File: VW022609.RES

Quant Method : C:\MSDCHEM\1\METHODS\VW022609.M (Chemstation Integrator)
Title :
Last Update : Fri Feb 27 09:22:23 2009
Response via : Initial Calibration
DataAcq Meth : VOA0109

Compound	R.T.	QIon	Response	Conc	Unit		Qvalue
54) bromoform	6.60	173	521754	9.66	ug/L		98
56) isopropylbenzene	7.13	105	2897952	9.93	ug/L		99
57) 1,1,2,2-tetrachloroethane	6.83	83	808785	10.21	ug/L		99
58) 1,2,3-trichloropropane	6.94	75	692634	9.90	ug/L		96
59) n-propylbenzene	7.46	91	3265001	9.90	ug/L		97
60) bromobenzene	7.28	156	858498	9.92	ug/L	#	86
61) p-ethyltoluene	7.59	105	3009010	9.95	ug/L		99
62) 1,3,5-trimethylbenzene	7.70	120	1086225	9.80	ug/L		100
63) 2-chlorotoluene	7.52	126	680137	10.11	ug/L		92
64) 4-chlorotoluene	7.58	126	722104	10.05	ug/L		97
65) tert-butylbenzene	7.90	134	459039	9.99	ug/L		96
66) 1,2,4-trimethylbenzene	7.99	105	2472095	9.79	ug/L		99
67) sec-butylbenzene	8.06	105	2616921	9.77	ug/L		99
68) 4-isopropyltoluene	8.22	119	2315332	9.74	ug/L		98
69) 1,3-dichlorobenzene	8.10	146	1497616	10.14	ug/L		98
70) 1,4-dichlorobenzene	8.15	146	1590496	10.22	ug/L		99
71) 1,2,3-trimethylbenzene	8.31	105	2442457	9.75	ug/L		99
72) n-butylbenzene	8.53	92	1149709	9.90	ug/L		99
73) p-diethylbenzene	8.52	119	1253737	9.52	ug/L		93
74) 1,2-dichlorobenzene	8.42	146	1437697	9.93	ug/L		98
75) 1,2,4,5-tetramethylbenzene	9.25	119	2307000	9.68	ug/L		99
76) 1,2-dibromo-3-chloropropan	8.78	157	157675	9.72	ug/L		93
77) 1,2,4-trichlorobenzene	9.84	180	664159	10.05	ug/L		99
78) hexachlorobutadiene	10.10	225	335658	10.65	ug/L		94
79) naphthalene	10.03	128	1441324	9.95	ug/L		99
80) 1,2,3-trichlorobenzene	10.19	180	508665	9.87	ug/L		98

(#) = qualifier out of range (m) = manual integration (+) = signals summed

Data Path : C:\MSDCHEM\1\DATA\0209\022609\

Quantitation Report (QT Reviewed)

Data File : C:\MSDCHEM\1\DATA\0209\022609\02260922.D Vial: 22
Acq On : 26 Feb 2009 4:56 pm Operator:
Sample : water stnd 10ug/L Inst : GCMSV4
Misc : KM022609 Multiplr: 1.00
MS Integration Params: events.e
Quant Time: Feb 27 9:51 2009 Quant Results File: VW022609.RES

Method : C:\MSDCHEM\1\METHODS\VW022609.M (Chemstation Integrator)
Title :
Last Update : Fri Feb 27 09:22:23 2009
Response via : Initial Calibration

TIC: 02260922.D

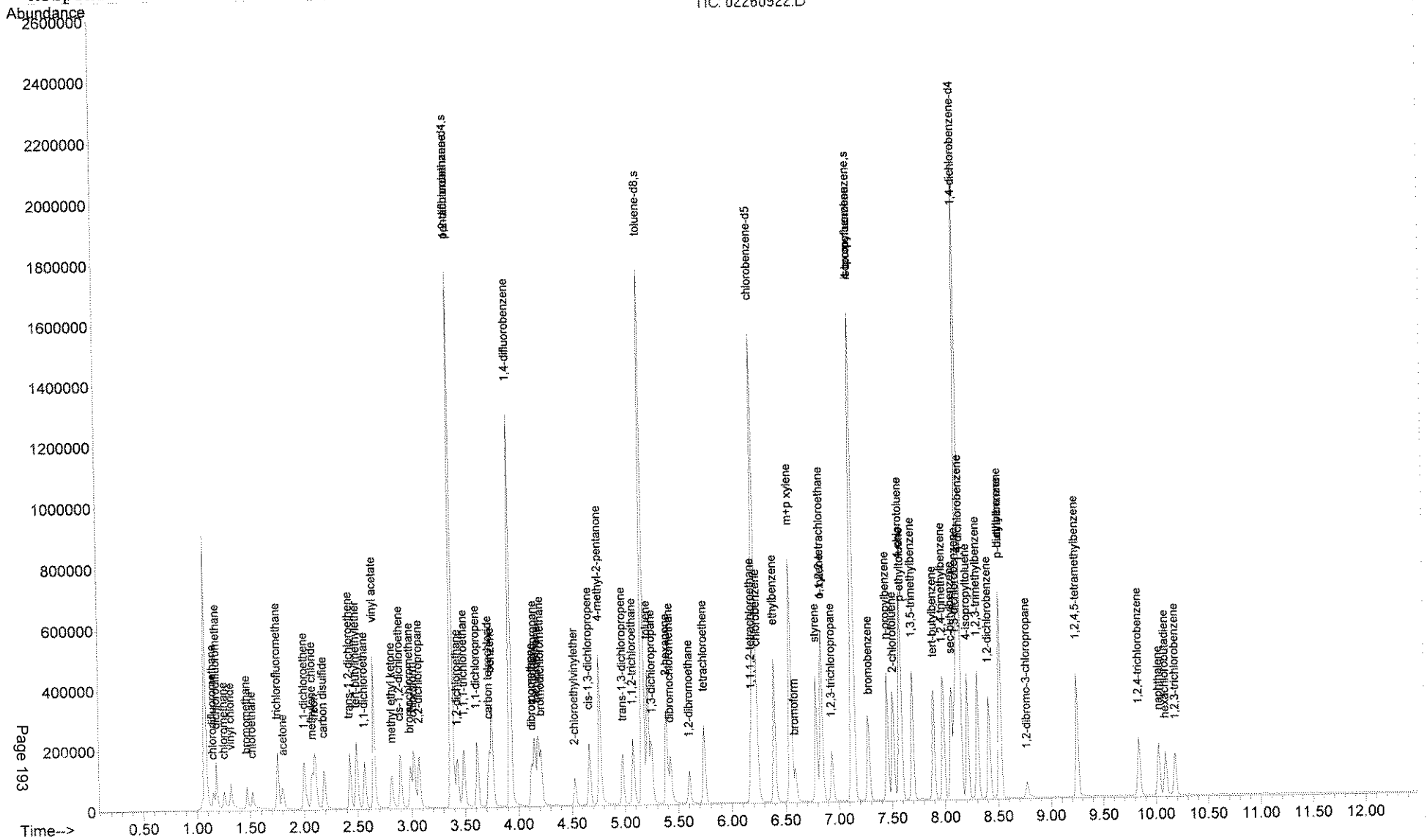

Page 193

02260922.D VW022609.M Fri Mar 20 13:31:46 2009 GCMSV4

Page 3

Quantitation Report (QT Reviewed)

Data File : C:\MSDCHEM\1\DATA\0209\022609\02260923.D Vial: 23
Acq On : 26 Feb 2009 5:16 pm Operator:
Sample : water stnd 20ug/L Inst : GCMSV4
Misc : KM022609 Multiplr: 1.00
MS Integration Params: events.e
Quant Time: Feb 27 09:43:32 2009 Quant Results File: VW022609.RES

Quant Method : C:\MSDCHEM\1\METHODS\VW022609.M (Chemstation Integrator)
Title :
Last Update : Fri Feb 27 09:22:23 2009
Response via : Initial Calibration
DataAcq Meth : VOA0109

Internal Standards	R.T.	QIon	Response	Conc	Units		Dev(Min)
1) pentafluorobenzene	3.38	168	6742686	50.00	ug/L		0.00
24) 1,4-difluorobenzene	3.93	114	8348343	50.00	ug/L		0.00
42) chlorobenzene-d5	6.21	82	5197340	50.00	ug/L		0.00
55) 1,4-dichlorobenzene-d4	8.13	152	5950687	50.00	ug/L		0.00
System Monitoring Compounds							
27) 1,2-dichloroethane-d4	3.38	102	600625	48.19	ug/L		0.00
37) toluene-d8	5.17	98	11438040	49.93	ug/L		0.00
41) 4-bromofluorobenzene	7.14	174	4297407	48.64	ug/L		0.00
Target Compounds							Qvalue
2) dichlorodifluoromethane	1.19	85	1556308	18.71	ug/L		100
3) chlorodifluoromethane	1.15	51	1001810m	19.49	ug/L		
4) chloromethane	1.26	50	903003	19.07	ug/L	#	96
5) vinyl chloride	1.33	62	1192402	19.08	ug/L		99
6) bromomethane	1.48	96	685004	18.57	ug/L		98
7) chloroethane	1.53	64	725329	18.70	ug/L		98
8) trichlorofluoromethane	1.76	101	2104703	18.90	ug/L		99
9) freon	2.11	151	956364	19.11	ug/L		99
10) acetone	1.81	58	489160	103.04	ug/L		89
11) 1,1-dichloroethene	2.01	96	964940	19.14	ug/L		89
12) methylene chloride	2.08	84	1319442	20.02	ug/L		95
13) carbon disulfide	2.20	76	3174174	19.03	ug/L		100
14) tert-butylmethylether	2.50	73	3807956	19.98	ug/L		99
15) trans-1,2-dichloroethene	2.43	96	1119858	19.58	ug/L		97
16) vinyl acetate	2.65	43	11123419	97.89	ug/L		100
17) 1,1-dichloroethane	2.57	63	2217923	19.60	ug/L		99
18) methyl ethyl ketone	2.82	72	781110	103.21	ug/L		84
19) 2,2-dichloropropane	3.08	77	1735070	18.79	ug/L		100
20) cis-1,2-dichloroethene	2.90	96	1362731	20.06	ug/L		90
21) chloroform	3.03	83	2597161	19.86	ug/L		99
22) bromochloromethane	3.00	128	672762	19.69	ug/L		96
23) 1,1,1-trichloroethane	3.50	97	2157795	19.11	ug/L	#	89
25) 1,1-dichloropropene	3.62	75	1872433	19.31	ug/L		96
26) carbon tetrachloride	3.73	119	1781578	18.76	ug/L		98
28) 1,2-dichloroethane	3.43	62	2096961m	20.70	ug/L		
29) benzene	3.76	78	5347809	19.63	ug/L		99
30) trichloroethene	4.19	95	1337358	19.53	ug/L		94
31) 1,2-dichloropropane	4.16	63	1317311	20.07	ug/L		95
32) bromodichloromethane	4.22	83	2062061	19.79	ug/L		100
33) dibromomethane	4.13	93	859673	20.84	ug/L	#	85
34) 2-chloroethylvinylether	4.53	63	730243	19.87	ug/L		97
35) 4-methyl-2-pentanone	4.77	43	5505237	104.06	ug/L		98
36) cis-1,3-dichloropropene	4.67	75	2247634	19.70	ug/L		96
38) toluene	5.22	91	5752649	19.59	ug/L		100
39) trans-1,3-dichloropropene	4.98	75	2075975	19.51	ug/L		97
40) 1,1,2-trichloroethane	5.08	83	1057115	20.32	ug/L		98
43) 2-hexanone	5.39	43	3697502	105.22	ug/L		97
44) 1,3-dichloropropane	5.26	76	2493184	20.86	ug/L		100
45) tetrachloroethene	5.75	166	1488572	19.91	ug/L		96
46) dibromochloromethane	5.43	129	1586664	20.72	ug/L		100
47) 1,2-dibromoethane	5.61	107	1325342	20.58	ug/L		97
48) chlorobenzene	6.24	112	3620116	20.06	ug/L		95
49) 1,1,1,2-tetrachloroethane	6.19	131	1334137	19.97	ug/L	#	2
50) ethylbenzene	6.40	91	6315738	19.88	ug/L		99
51) m+p xylene	6.55	106	4628357	39.70	ug/l		98
52) o-xylene	6.85	106	2337310	19.75	ug/L		99
53) styrene	6.79	104	3960279	19.90	ug/L		98

(#) = qualifier out of range (m) = manual integration

Quantitation Report (QT Reviewed)

Data File : C:\MSDCHEM\1\DATA\0209\022609\02260923.D Vial: 23
Acq On : 26 Feb 2009 5:16 pm Operator:
Sample : water stnd 20ug/L Inst : GCMSV4
Misc : KM022609 Multiplr: 1.00
MS Integration Params: events.e
Quant Time: Feb 27 09:43:32 2009 Quant Results File: VW022609.RES

Quant Method : C:\MSDCHEM\1\METHODS\VW022609.M (Chemstation Integrator)
Title :
Last Update : Fri Feb 27 09:22:23 2009
Response via : Initial Calibration
DataAcq Meth : VOA0109

Compound	R.T.	QIon	Response	Conc Unit	Qvalue
54) bromoform	6.60	173	1108156	19.93 ug/L	96
56) isopropylbenzene	7.13	105	5609696	18.92 ug/L	99
57) 1,1,2,2-tetrachloroethane	6.83	83	1682367	21.08 ug/L	99
58) 1,2,3-trichloropropane	6.94	75	1478308	21.01 ug/L	99
59) n-propylbenzene	7.46	91	6286395	18.75 ug/L	97
60) bromobenzene	7.28	156	1751260	20.01 ug/L	89
61) p-ethyltoluene	7.59	105	5877197	19.13 ug/L	97
62) 1,3,5-trimethylbenzene	7.70	120	2123304	18.87 ug/L	99
63) 2-chlorotoluene	7.52	126	1309364	19.26 ug/L	89
64) 4-chlorotoluene	7.58	126	1396694	19.20 ug/L	94
65) tert-butylbenzene	7.90	134	863603	18.56 ug/L	96
66) 1,2,4-trimethylbenzene	7.99	105	4792855	18.71 ug/L	98
67) sec-butylbenzene	8.07	105	5080789	18.70 ug/L	99
68) 4-isopropyltoluene	8.22	119	4502234	18.67 ug/L	99
69) 1,3-dichlorobenzene	8.10	146	2889587	19.32 ug/L	98
70) 1,4-dichlorobenzene	8.15	146	3029443	19.24 ug/L	100
71) 1,2,3-trimethylbenzene	8.31	105	4844586	19.09 ug/L	100
72) n-butylbenzene	8.53	92	2229906	18.96 ug/L	99
73) p-diethylbenzene	8.52	119	2497841	18.70 ug/L	96
74) 1,2-dichlorobenzene	8.42	146	2817483	19.26 ug/L	99
75) 1,2,4,5-tetramethylbenzene	9.25	119	4523306	18.69 ug/L	96
76) 1,2-dibromo-3-chloropropan	8.78	157	340422	20.84 ug/L	93
77) 1,2,4-trichlorobenzene	9.84	180	1312242	19.62 ug/L	99
78) hexachlorobutadiene	10.10	225	636499	19.97 ug/L	100
79) naphthalene	10.03	128	3062331	20.92 ug/L	99
80) 1,2,3-trichlorobenzene	10.19	180	1062865	20.45 ug/L	97

(#) = qualifier out of range (m) = manual integration (+) = signals summed

Data File : C:\MSDCHEM\1\DATA\0209\022609\02260923.D Vial: 23
Acq On : 26 Feb 2009 5:16 pm Operator:
Sample : water stnd 20ug/L Inst : GCMSV4
Misc : KM022609 Multiplr: 1.00
MS Integration Params: events.e
Quant Time: Feb 27 9:52 2009 Quant Results File: VW022609.RES

Method : C:\MSDCHEM\1\METHODS\VW022609.M (Chemstation Integrator)
Title :
Last Update : Fri Feb 27 09:22:23 2009
Response via : Initial Calibration

TIC: 02260923.D

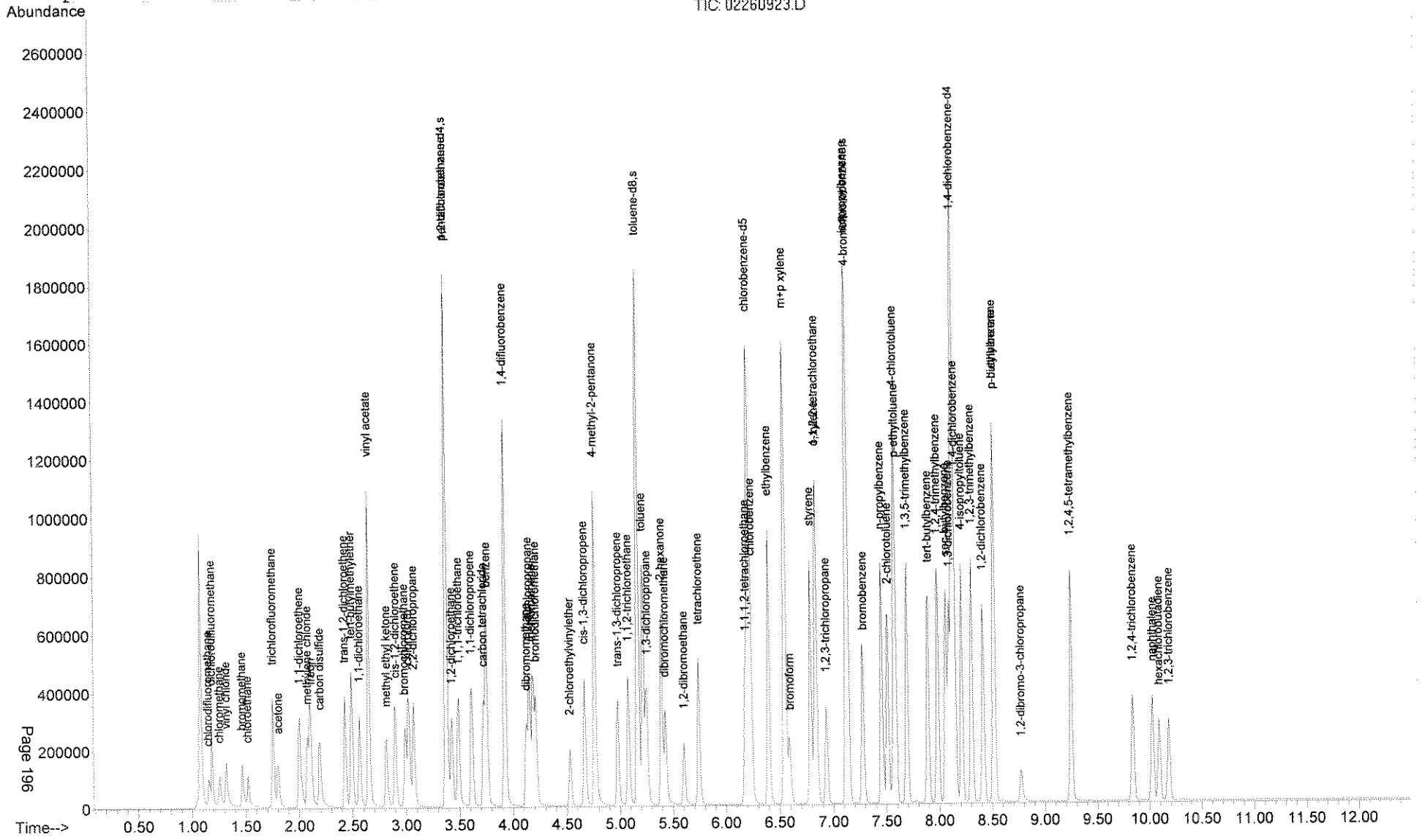

Quantitation Report (QT Reviewed)

Data File : C:\MSDCHEM\1\DATA\0209\022609\02260924.D Vial: 24
Acq On : 26 Feb 2009 5:37 pm Operator:
Sample : water stnd 50ug/L Inst : GCMSV4
Misc : KM022609 Multiplr: 1.00
MS Integration Params: events.e
Quant Time: Feb 27 09:43:34 2009 Quant Results File: VW022609.RES

Quant Method : C:\MSDCHEM\1\METHODS\VW022609.M (Chemstation Integrator)
Title :
Last Update : Fri Feb 27 09:22:23 2009
Response via : Initial Calibration
DataAcq Meth : VOA0109

Internal Standards	R.T.	QIon	Response	Conc	Units		Dev(Min)
1) pentafluorobenzene	3.38	168	7097263	50.00	ug/L		0.00
24) 1,4-difluorobenzene	3.93	114	8860794	50.00	ug/L		0.00
42) chlorobenzene-d5	6.21	82	5709946	50.00	ug/L		0.00
55) 1,4-dichlorobenzene-d4	8.13	152	6843226	50.00	ug/L		0.00
System Monitoring Compounds							
27) 1,2-dichloroethane-d4	3.38	102	695498	52.58	ug/L		0.00
37) toluene-d8	5.17	98	12218720	50.26	ug/L		0.00
41) 4-bromofluorobenzene	7.14	174	4874995	51.99	ug/L		0.00
Target Compounds							Qvalue
2) dichlorodifluoromethane	1.19	85	4340693	50.09	ug/L		100
3) chlorodifluoromethane	1.15	51	2701210m	50.24	ug/L		
4) chloromethane	1.26	50	2432197	48.86	ug/L		97
5) vinyl chloride	1.32	62	3291747	49.87	ug/L		100
6) bromomethane	1.48	96	2035199	50.59	ug/L		98
7) chloroethane	1.53	64	2050183	50.12	ug/L		97
8) trichlorofluoromethane	1.76	101	5950829	50.34	ug/L		98
9) freon	2.11	151	2685699	50.38	ug/L		100
10) acetone	1.81	58	1142351	230.11	ug/L		82
11) 1,1-dichloroethene	2.01	96	2678497	49.81	ug/L		86
12) methylene chloride	2.08	84	3497031	50.17	ug/L		95
13) carbon disulfide	2.20	76	9039344	50.49	ug/L		99
14) tert-butylmethylether	2.50	73	9912339	48.86	ug/L		99
15) trans-1,2-dichloroethene	2.43	96	3023039	49.48	ug/L		94
16) vinyl acetate	2.65	43	28472861	240.31	ug/L		100
17) 1,1-dichloroethane	2.57	63	5911655	49.16	ug/L		97
18) methyl ethyl ketone	2.82	72	1890936	238.09	ug/L		87
19) 2,2-dichloropropane	3.08	77	5024583	49.86	ug/L		98
20) cis-1,2-dichloroethene	2.90	96	3532601	48.92	ug/L		88
21) chloroform	3.03	83	6841304	49.29	ug/L		98
22) bromochloromethane	3.00	128	1765667	48.86	ug/L		97
23) 1,1,1-trichloroethane	3.50	97	6075229	50.23	ug/L	#	89
25) 1,1-dichloropropene	3.62	75	5236438	50.30	ug/L		96
26) carbon tetrachloride	3.73	119	5223700	50.63	ug/L		98
28) 1,2-dichloroethane	3.43	62	5095927	47.41	ug/L		95
29) benzene	3.76	78	14636243	49.94	ug/L		99
30) trichloroethene	4.19	95	3681323	50.17	ug/L		93
31) 1,2-dichloropropane	4.16	63	3488931	49.90	ug/L		97
32) bromodichloromethane	4.22	83	5629257	50.16	ug/L		100
33) dibromomethane	4.13	93	2185371	49.66	ug/L	#	83
34) 2-chloroethylvinylether	4.53	63	1964111	49.55	ug/L		98
35) 4-methyl-2-pentanone	4.77	43	13683192	245.00	ug/L		98
36) cis-1,3-dichloropropene	4.67	75	6304679	51.05	ug/L		95
38) toluene	5.22	91	15932443	50.30	ug/L		99
39) trans-1,3-dichloropropene	4.98	75	5828331	50.22	ug/L		97
40) 1,1,2-trichloroethane	5.08	83	2769675	50.02	ug/L		98
43) 2-hexanone	5.39	43	9440969	245.51	ug/L		96
44) 1,3-dichloropropane	5.26	76	6528754	49.29	ug/L		99
45) tetrachloroethene	5.75	166	4218191	50.38	ug/L		98
46) dibromochloromethane	5.43	129	4294803	50.08	ug/L		99
47) 1,2-dibromoethane	5.61	107	3500678	49.16	ug/L		97
48) chlorobenzene	6.24	112	10120135	50.24	ug/L		96
49) 1,1,1,2-tetrachloroethane	6.19	131	3832774	51.02	ug/L	#	65
50) ethylbenzene	6.40	91	18233288	50.67	ug/L		99
51) m+p xylene	6.55	106	13429642	101.48	ug/l		97
52) o-xylene	6.85	106	6827774	51.33	ug/L		100
53) styrene	6.79	104	11528887	51.20	ug/L		100

(#) = qualifier out of range (m) = manual integration

Quantitation Report (QT Reviewed)

Data File : C:\MSDCHEM\1\DATA\0209\022609\02260924.D Vial: 24
Acq On : 26 Feb 2009 5:37 pm Operator:
Sample : water stnd 50ug/L Inst : GCMSV4
Misc : KM022609 Multiplr: 1.00
MS Integration Params: events.e
Quant Time: Feb 27 09:43:34 2009 Quant Results File: VW022609.RES

Quant Method : C:\MSDCHEM\1\METHODS\VW022609.M (Chemstation Integrator)
Title :
Last Update : Fri Feb 27 09:22:23 2009
Response via : Initial Calibration
DataAcq Meth : VOA0109

	Compound	R.T.	QIon	Response	Conc	Unit		Qvalue
54)	bromoform	6.60	173	3187478	50.68	ug/L		96
56)	isopropylbenzene	7.13	105	17437250	50.05	ug/L		99
57)	1,1,2,2-tetrachloroethane	6.83	83	4360350	47.70	ug/L		99
58)	1,2,3-trichloropropane	6.94	75	3843200	47.96	ug/L		95
59)	n-propylbenzene	7.46	91	19601274	49.72	ug/L		98
60)	bromobenzene	7.28	156	4970331	49.18	ug/L	#	86
61)	p-ethyltoluene	7.59	105	18005052	49.91	ug/L		99
62)	1,3,5-trimethylbenzene	7.70	120	6657730	50.47	ug/L		99
63)	2-chlorotoluene	7.52	126	3882962	49.48	ug/L		86
64)	4-chlorotoluene	7.58	126	4233918	50.09	ug/L		95
65)	tert-butylbenzene	7.90	134	2746668	50.72	ug/L		97
66)	1,2,4-trimethylbenzene	7.99	105	15180451	50.60	ug/L		100
67)	sec-butylbenzene	8.07	105	16136881	50.67	ug/L		98
68)	4-isopropyltoluene	8.22	119	14368132	50.95	ug/L		98
69)	1,3-dichlorobenzene	8.10	146	8728709	50.26	ug/L		98
70)	1,4-dichlorobenzene	8.15	146	9140016	50.13	ug/L		97
71)	1,2,3-trimethylbenzene	8.31	105	14910759	50.50	ug/L		100
72)	n-butylbenzene	8.53	92	6942569	50.64	ug/L		97
73)	p-diethylbenzene	8.52	119	7982790	51.04	ug/L		95
74)	1,2-dichlorobenzene	8.42	146	8416899	49.88	ug/L		99
75)	1,2,4,5-tetramethylbenzene	9.25	119	14626446	51.42	ug/L		99
76)	1,2-dibromo-3-chloropropan	8.78	157	910344	48.66	ug/L		95
77)	1,2,4-trichlorobenzene	9.84	180	3915661	50.60	ug/L		99
78)	hexachlorobutadiene	10.10	225	1807433	48.99	ug/L		100
79)	naphthalene	10.03	128	8357748	49.53	ug/L		99
80)	1,2,3-trichlorobenzene	10.19	180	2967977	49.78	ug/L		96

(#) = qualifier out of range (m) = manual integration (+) = signals summed

Data File : C:\MSDCHEM\1\DATA\0209\022609\02260924.D Vial: 24
Acq On : 26 Feb 2009 5:37 pm Operator:
Sample : water stnd 50ug/L Inst : GCMSV4
Misc : KM022609 Multiplr: 1.00
MS Integration Params: events.e
Quant Time: Feb 27 9:53 2009 Quant Results File: VW022609.RES

Method : C:\MSDCHEM\1\METHODS\VW022609.M (Chemstation Integrator)
Title :
Last Update : Fri Feb 27 09:22:23 2009
Response via : Initial Calibration

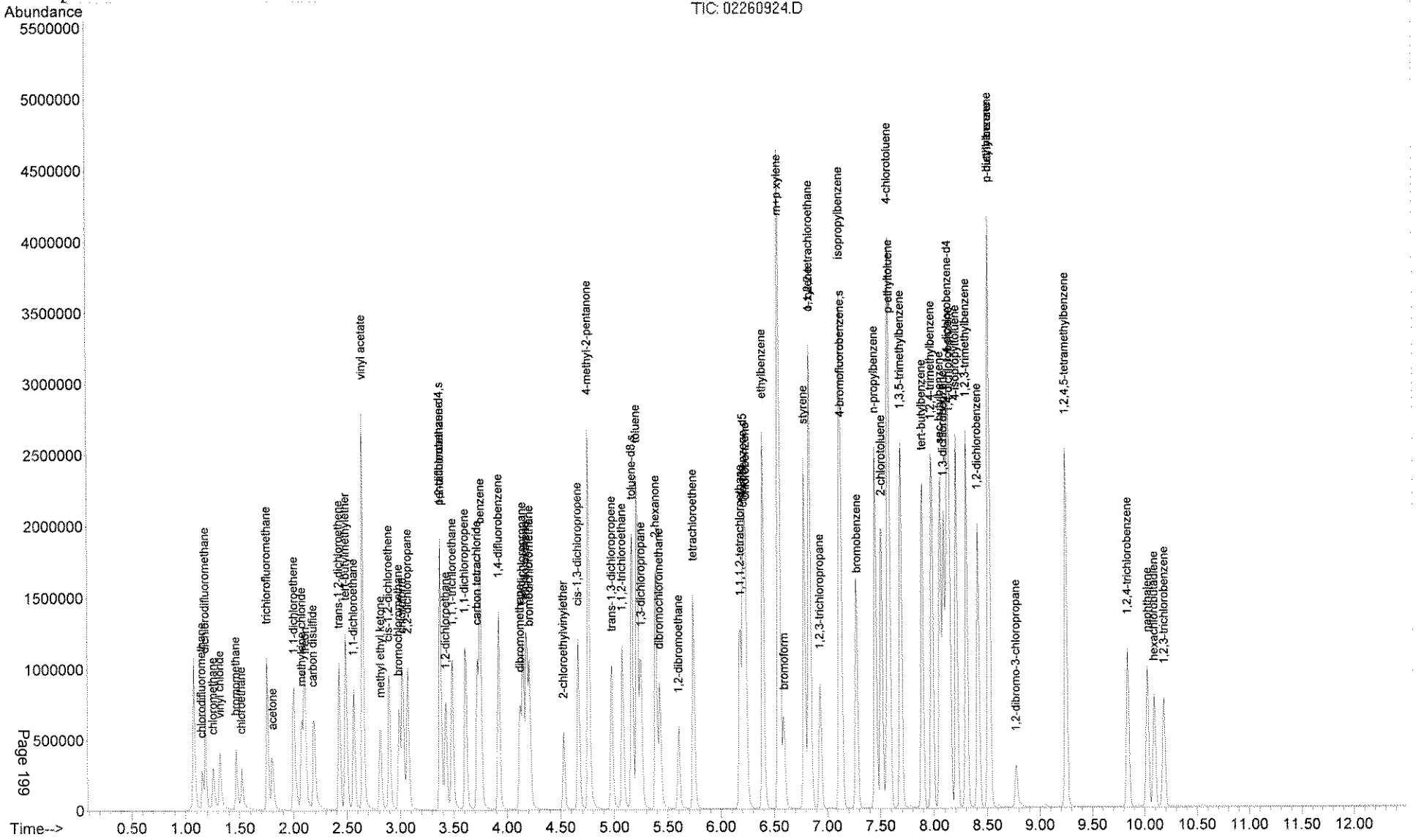

Quantitation Report (QT Reviewed)

Data File : C:\MSDCHEM\1\DATA\0209\022609\02260925.D Vial: 25
Acq On : 26 Feb 2009 5:58 pm Operator:
Sample : water stnd 100ug/L Inst : GCMSV4
Misc : KM022609 Multiplr: 1.00
MS Integration Params: events.e
Quant Time: Feb 27 09:43:36 2009 Quant Results File: VW022609.RES

Quant Method : C:\MSDCHEM\1\METHODS\VW022609.M (Chemstation Integrator)
Title :
Last Update : Fri Feb 27 09:22:23 2009
Response via : Initial Calibration
DataAcq Meth : VOA0109

Internal Standards	R.T.	QIon	Response	Conc	Units		Dev(Min)
1) pentafluorobenzene	3.38	168	7779846	50.00	ug/L		0.00
24) 1,4-difluorobenzene	3.93	114	9792724	50.00	ug/L		0.00
42) chlorobenzene-d5	6.21	82	6376572	50.00	ug/L		0.00
55) 1,4-dichlorobenzene-d4	8.13	152	7189753	50.00	ug/L		0.00
System Monitoring Compounds							
27) 1,2-dichloroethane-d4	3.38	102	754725m	51.63	ug/L		0.00
37) toluene-d8	5.17	98	13506181	50.26	ug/L		0.00
41) 4-bromofluorobenzene	7.14	174	5212345	50.30	ug/L		0.00
Target Compounds							Qvalue
2) dichlorodifluoromethane	1.19	85	9737567	104.31	ug/L		99
3) chlorodifluoromethane	1.15	51	5855420m	100.36	ug/L		
4) chloromethane	1.26	50	5299917	97.31	ug/L		96
5) vinyl chloride	1.32	62	7387634	101.52	ug/L		99
6) bromomethane	1.48	96	4798200	102.94	ug/L		99
7) chloroethane	1.53	64	4566574	101.53	ug/L		97
8) trichlorofluoromethane	1.76	101	13394445	101.98	ug/L		98
9) freon	2.11	151	6048447	101.55	ug/L		99
10) acetone	1.81	58	2741065	511.10	ug/L		93
11) 1,1-dichloroethene	2.01	96	6134070	101.83	ug/L		88
12) methylene chloride	2.08	84	7615033	98.88	ug/L		95
13) carbon disulfide	2.20	76	20702963	102.25	ug/L		99
14) tert-butylmethylether	2.50	73	23157954	102.02	ug/L		99
15) trans-1,2-dichloroethene	2.43	96	6939936	101.12	ug/L		97
16) vinyl acetate	2.65	43	67405314	529.14	ug/L		100
17) 1,1-dichloroethane	2.57	63	13619990	101.65	ug/L		99
18) methyl ethyl ketone	2.82	72	4393650	507.77	ug/L		89
19) 2,2-dichloropropane	3.08	77	12188973	103.94	ug/L		98
20) cis-1,2-dichloroethene	2.90	96	8135246	101.01	ug/L		89
21) chloroform	3.03	83	15543548	100.76	ug/L		99
22) bromochloromethane	3.00	128	4080214	102.10	ug/L		94
23) 1,1,1-trichloroethane	3.50	97	13897484	101.87	ug/L	#	88
25) 1,1-dichloropropene	3.62	75	11875594	101.30	ug/L		96
26) carbon tetrachloride	3.73	119	12152687	102.67	ug/L		97
28) 1,2-dichloroethane	3.43	62	11380906	95.81	ug/L		100
29) benzene	3.76	78	33301370	100.62	ug/L		99
30) trichloroethene	4.19	95	8266436	100.38	ug/L		93
31) 1,2-dichloropropane	4.16	63	7730266	99.44	ug/L		97
32) bromodichloromethane	4.22	83	12751196	100.38	ug/L		100
33) dibromomethane	4.13	93	4839189	98.63	ug/L	#	81
34) 2-chloroethylvinylether	4.53	63	4636751	102.89	ug/L		98
35) 4-methyl-2-pentanone	4.77	43	30705509	502.46	ug/L		98
36) cis-1,3-dichloropropene	4.67	75	14152733	100.60	ug/L		96
38) toluene	5.22	91	35777022	99.66	ug/L		100
39) trans-1,3-dichloropropene	4.98	75	13742578	102.49	ug/L		96
40) 1,1,2-trichloroethane	5.08	83	6102891	99.24	ug/L		99
43) 2-hexanone	5.39	43	20913289	490.36	ug/L		96
44) 1,3-dichloropropane	5.26	76	14673338	97.77	ug/L		100
45) tetrachloroethene	5.75	166	9433960	97.98	ug/L		98
46) dibromochloromethane	5.43	129	9700774	98.20	ug/L		99
47) 1,2-dibromoethane	5.61	107	7957267	98.92	ug/L	#	99
48) chlorobenzene	6.24	112	22412325	97.24	ug/L		97
49) 1,1,1,2-tetrachloroethane	6.19	131	8474914	97.60	ug/L		94
50) ethylbenzene	6.40	91	41318860	98.24	ug/L		99
51) m+p xylene	6.55	106	30509864	196.72	ug/l		95
52) o-xylene	6.85	106	14992156	97.65	ug/L		99
53) styrene	6.79	104	25691655	97.91	ug/L		99

(#) = qualifier out of range (m) = manual integration

Quantitation Report (QT Reviewed)

Data File : C:\MSDCHEM\1\DATA\0209\022609\02260925.D Vial: 25
Acq On : 26 Feb 2009 5:58 pm Operator:
Sample : water stnd 100ug/L Inst : GCMSV4
Misc : KM022609 Multiplr: 1.00
MS Integration Params: events.e
Quant Time: Feb 27 09:43:36 2009 Quant Results File: VW022609.RES

Quant Method : C:\MSDCHEM\1\METHODS\VW022609.M (Chemstation Integrator)
Title :
Last Update : Fri Feb 27 09:22:23 2009
Response via : Initial Calibration
DataAcq Meth : VOA0109

	Compound	R.T.	QIon	Response	Conc	Unit		Qvalue
54)	bromoform	6.60	173	7296206	99.36	ug/L		95
56)	isopropylbenzene	7.13	105	38523269	101.67	ug/L		98
57)	1,1,2,2-tetrachloroethane	6.83	83	9555116	100.27	ug/L		100
58)	1,2,3-trichloropropane	6.94	75	8298788	100.46	ug/L		95
59)	n-propylbenzene	7.46	91	44029017	102.43	ug/L		99
60)	bromobenzene	7.28	156	10720907	100.21	ug/L	#	86
61)	p-ethyltoluene	7.59	105	39773620	101.41	ug/L		98
62)	1,3,5-trimethylbenzene	7.70	120	14463649	101.32	ug/L		98
63)	2-chlorotoluene	7.52	126	8391717	101.12	ug/L		86
64)	4-chlorotoluene	7.58	126	9048458	100.19	ug/L		91
65)	tert-butylbenzene	7.90	134	5880271	101.45	ug/L		98
66)	1,2,4-trimethylbenzene	7.99	105	33008657	101.75	ug/L		99
67)	sec-butylbenzene	8.07	105	35103712	101.85	ug/L		98
68)	4-isopropyltoluene	8.22	119	30901560	101.61	ug/L		99
69)	1,3-dichlorobenzene	8.10	146	18522995	99.99	ug/L		98
70)	1,4-dichlorobenzene	8.15	146	19370440	99.97	ug/L		97
71)	1,2,3-trimethylbenzene	8.31	105	31883590	100.91	ug/L		100
72)	n-butylbenzene	8.53	92	14895883	101.28	ug/L		97
73)	p-diethylbenzene	8.52	119	17172091	101.69	ug/L		95
74)	1,2-dichlorobenzene	8.42	146	17945281	100.75	ug/L		98
75)	1,2,4,5-tetramethylbenzene	9.25	119	31119197	100.87	ug/L		98
76)	1,2-dibromo-3-chloropropan	8.78	157	1968647	101.01	ug/L		94
77)	1,2,4-trichlorobenzene	9.85	180	8144938	99.22	ug/L		99
78)	hexachlorobutadiene	10.10	225	3925383	100.16	ug/L		97
79)	naphthalene	10.03	128	17662271	99.21	ug/L		99
80)	1,2,3-trichlorobenzene	10.19	180	6198250	99.36	ug/L		98

(#) = qualifier out of range (m) = manual integration (+) = signals summed

Data File : C:\MSDCHEM\1\DATA\0209\022609\02260925.D Vial: 25
Acq On : 26 Feb 2009 5:58 pm Operator:
Sample : water stnd 100ug/L Inst : GCMSV4
Misc : KM022609 Multiplr: 1.00
MS Integration Params: events.e
Quant Time: Feb 27 9:53 2009 Quant Results File: VW022609.RES

Method : C:\MSDCHEM\1\METHODS\VW022609.M (Chemstation Integrator)
Title :
Last Update : Fri Feb 27 09:22:23 2009
Response via : Initial Calibration

TIC: 02260925.D

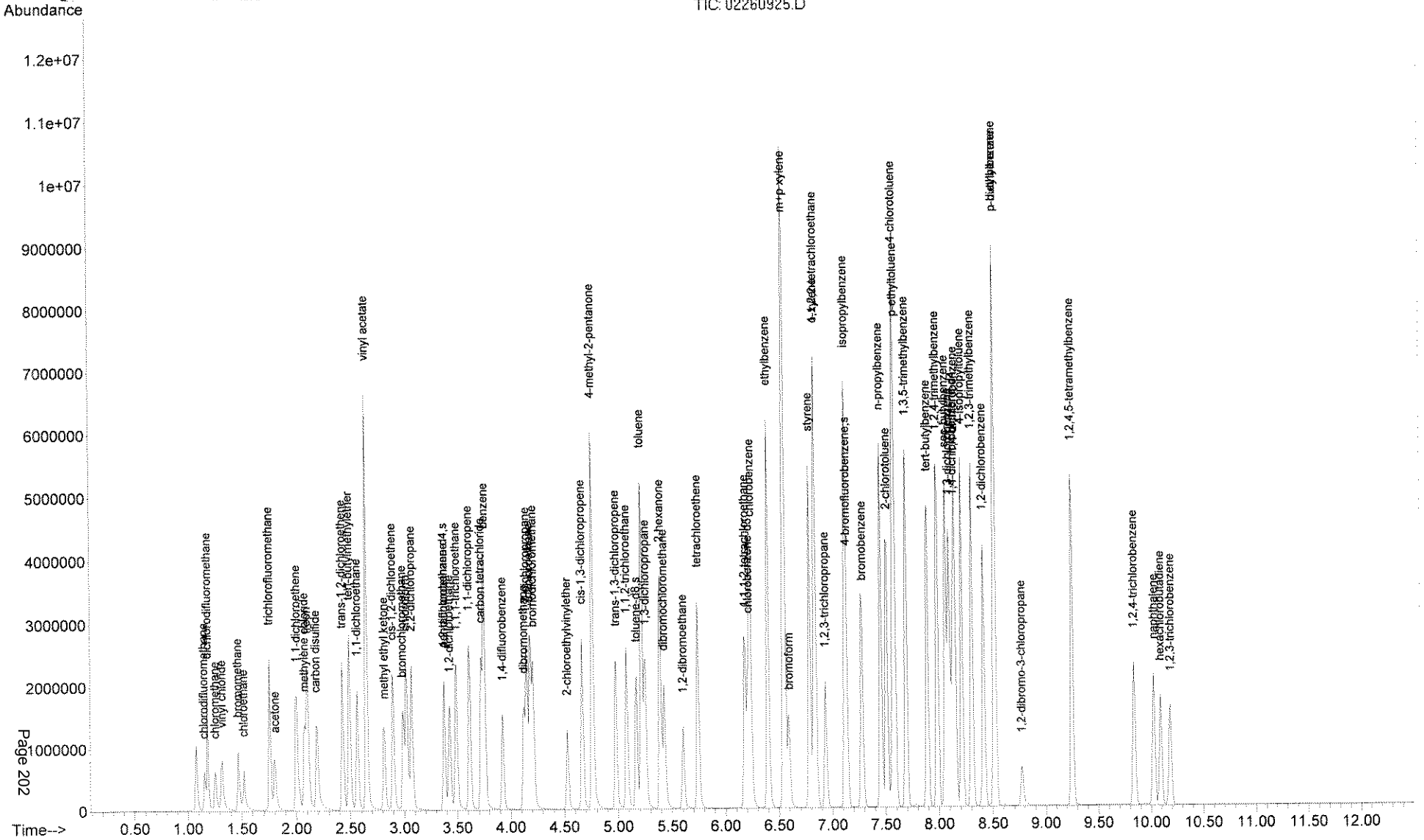

Quantitation Report (QT Reviewed)

Data File : C:\MSDCHEM\1\DATA\0209\022609\02260926.D Vial: 26
Acq On : 26 Feb 2009 6:18 pm Operator:
Sample : water stnd 200ug/L Inst : GCMSV4
Misc : KM022609 Multiplr: 1.00
MS Integration Params: events.e
Quant Time: Feb 27 09:43:38 2009 Quant Results File: VW022609.RES

Quant Method : C:\MSDCHEM\1\METHODS\VW022609.M (Chemstation Integrator)
Title :
Last Update : Fri Feb 27 09:22:23 2009
Response via : Initial Calibration
DataAcq Meth : VOA0109

Internal Standards	R.T.	QIon	Response	Conc	Units	Dev(Min)
1) pentafluorobenzene	3.38	168	8051069	50.00	ug/L	0.00
24) 1,4-difluorobenzene	3.93	114	10048935	50.00	ug/L	0.00
42) chlorobenzene-d5	6.21	82	6273246m	50.00	ug/L	0.00
55) 1,4-dichlorobenzene-d4	8.14	152	7682721	50.00	ug/L	0.00
System Monitoring Compounds						
27) 1,2-dichloroethane-d4	3.38	102	726353m	48.42	ug/L	0.00
37) toluene-d8	5.17	98	13986015	50.72	ug/L	0.00
41) 4-bromofluorobenzene	7.14	174	5596036	52.62	ug/L	0.00
Target Compounds						Qvalue
2) dichlorodifluoromethane	1.19	85	18476197	197.24	ug/L	100
3) chlorodifluoromethane	1.15	51	11911948m	201.41	ug/L	
4) chloromethane	1.26	50	11002606	195.99	ug/L	99
5) vinyl chloride	1.32	62	14946617	196.46	ug/L	99
6) bromomethane	1.47	96	10537535	198.78	ug/L	98
7) chloroethane	1.53	64	9331925	199.30	ug/L	96
8) trichlorofluoromethane	1.76	101	27743791	199.09	ug/L	98
9) freon	2.11	151	12726038	199.27	ug/L	99
10) acetone	1.81	58	5402805	998.93	ug/L	90
11) 1,1-dichloroethene	2.01	96	12922472	199.27	ug/L	90
12) methylene chloride	2.08	84	16208250	200.08	ug/L	96
13) carbon disulfide	2.20	76	44085644	198.99	ug/L	99
14) tert-butylmethylether	2.50	73	48548593	199.27	ug/L	99
15) trans-1,2-dichloroethene	2.43	96	14835124	199.64	ug/L	98
16) vinyl acetate	2.65	43	126142006	987.55	ug/L	97
17) 1,1-dichloroethane	2.57	63	28495370	199.45	ug/L	98
18) methyl ethyl ketone	2.82	72	8843228	998.68	ug/L	90
19) 2,2-dichloropropane	3.08	77	26533630	198.49	ug/L	98
20) cis-1,2-dichloroethene	2.90	96	17188179	199.75	ug/L	90
21) chloroform	3.03	83	32756482	199.87	ug/L	99
22) bromochloromethane	3.00	128	8370950	199.28	ug/L	97
23) 1,1,1-trichloroethane	3.49	97	29610639	199.19	ug/L #	88
25) 1,1-dichloropropene	3.62	75	24841744	199.40	ug/L	96
26) carbon tetrachloride	3.73	119	25813796	199.04	ug/L	98
28) 1,2-dichloroethane	3.43	62	23783134	195.13	ug/L	98
29) benzene	3.76	78	70683339	199.76	ug/L	98
30) trichloroethene	4.19	95	17397434	199.82	ug/L	93
31) 1,2-dichloropropane	4.16	63	16176397	200.28	ug/L	96
32) bromodichloromethane	4.22	83	27261519	199.82	ug/L	99
33) dibromomethane	4.13	93	10287168	200.66	ug/L #	82
34) 2-chloroethylvinylether	4.53	63	9655612	198.83	ug/L	98
35) 4-methyl-2-pentanone	4.77	43	61473290	999.68	ug/L	98
36) cis-1,3-dichloropropene	4.67	75	30515854	199.49	ug/L	96
38) toluene	5.22	91	77446940	200.12	ug/L	99
39) trans-1,3-dichloropropene	4.98	75	29567888	198.95	ug/L	96
40) 1,1,2-trichloroethane	5.08	83	12769635	200.34	ug/L	99
43) 2-hexanone	5.40	43	41633414	1006.99	ug/L	96
44) 1,3-dichloropropane	5.26	76	30657704	201.40	ug/L	100
45) tetrachloroethene	5.75	166	20318074	201.79	ug/L	96
46) dibromochloromethane	5.43	129	20803426	200.99	ug/L	100
47) 1,2-dibromoethane	5.61	107	16271024	200.92	ug/L #	98
48) chlorobenzene	6.24	112	48108165	201.44	ug/L	97
49) 1,1,1,2-tetrachloroethane	6.19	131	18467570	201.09	ug/L	94
50) ethylbenzene	6.40	91	91100197	200.87	ug/L	99
51) m+p xylene	6.55	106	67498069	401.64	ug/l	98
52) o-xylene	6.85	106	32559128	201.04	ug/L	96
53) styrene	6.79	104	56628424	200.92	ug/L	98

(#) = qualifier out of range (m) = manual integration

Quantitation Report (QT Reviewed)

Data File : C:\MSDCHEM\1\DATA\0209\022609\02260926.D Vial: 26
Acq On : 26 Feb 2009 6:18 pm Operator:
Sample : water stnd 200ug/L Inst : GCMSV4
Misc : KM022609 Multiplr: 1.00
MS Integration Params: events.e
Quant Time: Feb 27 09:43:38 2009 Quant Results File: VW022609.RES

Quant Method : C:\MSDCHEM\1\METHODS\VW022609.M (Chemstation Integrator)
Title :
Last Update : Fri Feb 27 09:22:23 2009
Response via : Initial Calibration
DataAcq Meth : VOA0109

	Compound	R.T.	QIon	Response	Conc	Unit		Qvalue
54)	bromoform	6.60	173	15787435	200.41	ug/L		98
56)	isopropylbenzene	7.13	105	85882094	199.33	ug/L		96
57)	1,1,2,2-tetrachloroethane	6.83	83	20096495	200.33	ug/L		99
58)	1,2,3-trichloropropane	6.94	75	17026765	200.20	ug/L		96
59)	n-propylbenzene	7.46	91	97536391	199.08	ug/L		100
60)	bromobenzene	7.28	156	23205842	200.08	ug/L	#	86
61)	p-ethyltoluene	7.59	105	88948059	199.46	ug/L		98
62)	1,3,5-trimethylbenzene	7.70	120	32134389	199.40	ug/L		98
63)	2-chlorotoluene	7.52	126	17927227	199.64	ug/L		83
64)	4-chlorotoluene	7.58	126	19936002	199.95	ug/L		89
65)	tert-butylbenzene	7.90	134	12782298	199.29	ug/L		97
66)	1,2,4-trimethylbenzene	7.99	105	72767296	199.19	ug/L		99
67)	sec-butylbenzene	8.07	105	77402943	199.15	ug/L		97
68)	4-isopropyltoluene	8.22	119	67945703	199.19	ug/L		100
69)	1,3-dichlorobenzene	8.10	146	40780855	199.99	ug/L		99
70)	1,4-dichlorobenzene	8.15	146	42353008	200.03	ug/L		96
71)	1,2,3-trimethylbenzene	8.31	105	69785922	199.55	ug/L		99
72)	n-butylbenzene	8.53	92	32585703	199.36	ug/L		95
73)	p-diethylbenzene	8.52	119	37800760	199.14	ug/L		96
74)	1,2-dichlorobenzene	8.42	146	38356863	199.72	ug/L		98
75)	1,2,4,5-tetramethylbenzene	9.26	119	69844625	199.43	ug/L		100
76)	1,2-dibromo-3-chloropropan	8.78	157	4093895	199.75	ug/L		95
77)	1,2,4-trichlorobenzene	9.84	180	17917411	200.26	ug/L		98
78)	hexachlorobutadiene	10.10	225	8561821	200.13	ug/L		98
79)	naphthalene	10.03	128	38457094	200.43	ug/L		99
80)	1,2,3-trichlorobenzene	10.19	180	13241090	200.34	ug/L		98

(#) = qualifier out of range (m) = manual integration (+) = signals summed

Data File : C:\MSDCHEM\1\DATA\0209\022609\02260926.D Vial: 26
Acq On : 26 Feb 2009 6:18 pm Operator:
Sample : water stnd 200ug/L Inst : GCMSV4
Misc : KM022609 Multiplr: 1.00
MS Integration Params: events.e
Quant Time: Feb 27 9:55 2009 Quant Results File: VW022609.RES

Method : C:\MSDCHEM\1\METHODS\VW022609.M (Chemstation Integrator)
Title :
Last Update : Fri Feb 27 09:22:23 2009
Response via : Initial Calibration

TIC: 02260926.D

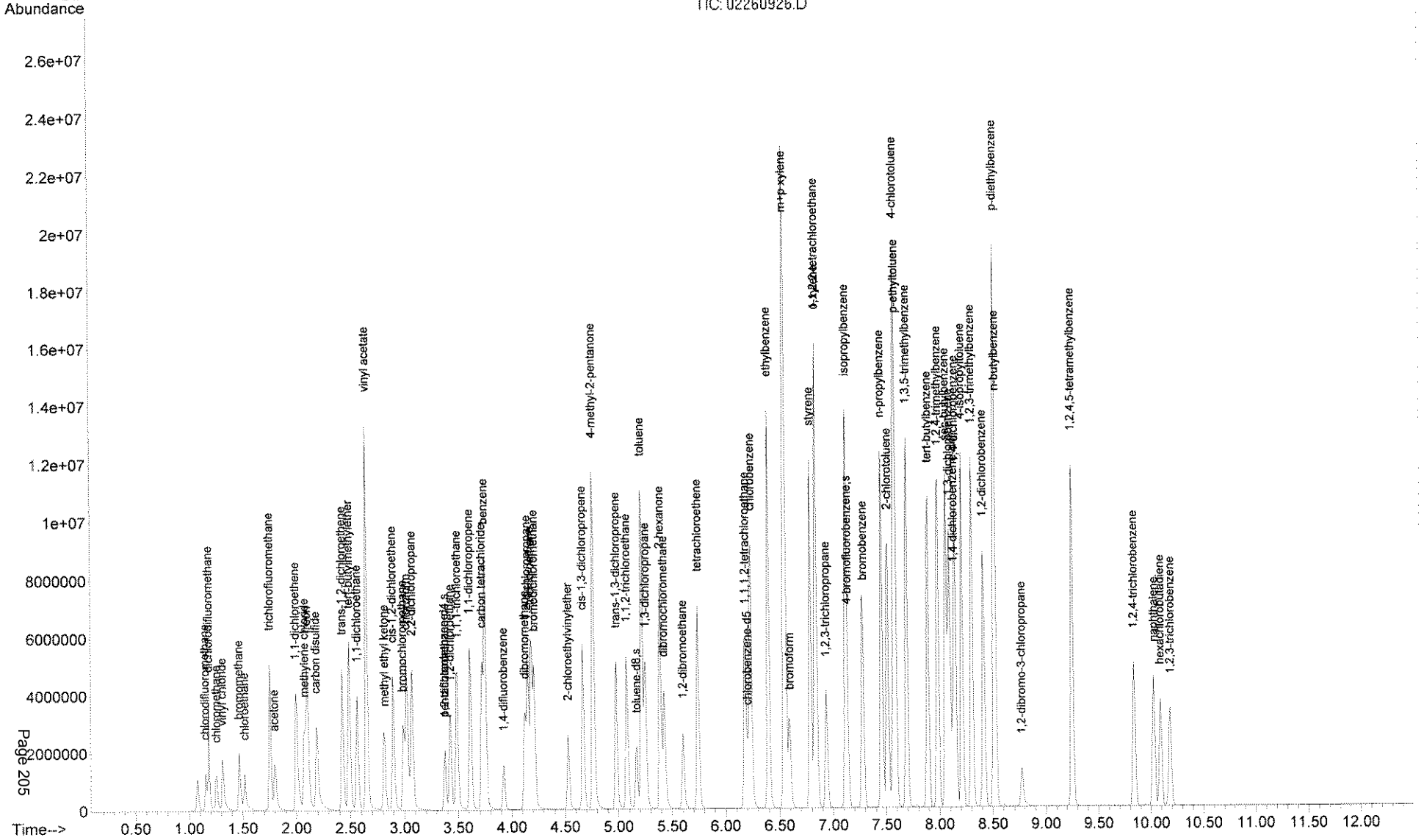

Continuing Calibrations

Summary Reports
Quant Reports and Chomatograms

Evaluate Continuing Calibration Report

Data File : C:\MSDCHEM\1\DATA\0209\022609\02260930.D Vial: 30
Acq On : 26 Feb 2009 7:40 pm Operator:
Sample : water stnd 20ug/L Inst : GCMSV4
Misc : KM022609 Multiplr: 1.00
MS Integration Params: events.e

Method : C:\MSDCHEM\1\METHODS\VW022609.M (Chemstation Integrator)
Title :
Last Update : Fri Feb 27 09:22:23 2009
Response via : Multiple Level Calibration

Min. RRF : 0.000 Min. Rel. Area : 50% Max. R.T. Dev 0.50min
Max. RRF Dev : 20% Max. Rel. Area : 200%

		Compound	AvgRF	CCRF	%Dev	Area%	Dev(min)
1		pentafluorobenzene	1.000	1.000	0.0	100	0.00
2		dichlorodifluoromethane	0.590	0.558	5.4	97	0.00
3		chlorodifluoromethane	0.373	0.352	5.6	98	0.00
4		chloromethane	0.352	0.329	6.5	99	0.00
5		vinyl chloride	0.464	0.443	4.5	101	0.00
6		bromomethane	0.281	0.263	6.4	104	0.00
7		chloroethane	0.286	0.274	4.2	100	0.00
8		trichlorofluoromethane	0.826	0.767	7.1	99	0.00
9		freon	0.372	0.352	5.4	100	0.00
10		acetone	0.036	0.033	8.3	90	0.00
11		1,1-dichloroethene	0.378	0.356	5.8	100	0.00
12		methylene chloride	0.497	0.483	2.8	99	0.00
13		carbon disulfide	1.245	1.199	3.7	102	0.00
14		tert-butylmethylether	1.431	1.312	8.3	93	0.00
15		trans-1,2-dichloroethene	0.435	0.418	3.9	101	0.00
16		vinyl acetate	0.810	0.765	5.6	93	0.00
17		1,1-dichloroethane	0.852	0.815	4.3	100	0.00
18		methyl ethyl ketone	0.056	0.054	3.6	94	0.00
19		2,2-dichloropropane	0.699	0.646	7.6	101	0.00
20		cis-1,2-dichloroethene	0.514	0.490	4.7	97	0.00
21		chloroform	0.989	0.955	3.4	100	0.00
22		bromochloromethane	0.256	0.247	3.5	100	0.00
23		1,1,1-trichloroethane	0.846	0.799	5.6	100	0.00
24		1,4-difluorobenzene	1.000	1.000	0.0	102	0.00
25		1,1-dichloropropene	0.585	0.554	5.3	101	0.00
26		carbon tetrachloride	0.573	0.518	9.6	99	0.00
27	s	1,2-dichloroethane-d4	0.075	0.076	-1.3	107	0.00
28		1,2-dichloroethane	0.619	0.610	1.5	98	0.00
29		benzene	1.666	1.549	7.0	99	0.00
30		trichloroethene	0.417	0.399	4.3	101	0.00
31		1,2-dichloropropane	0.399	0.383	4.0	99	0.00
32		bromodichloromethane	0.638	0.598	6.3	99	0.00
33		dibromomethane	0.252	0.243	3.6	96	0.00
34		2-chloroethylvinylether	0.220	0.198	10.0	92	0.00
35		4-methyl-2-pentanone	0.314	0.277	11.8	86	0.00
36		cis-1,3-dichloropropene	0.690	0.641	7.1	97	0.00
37	s	toluene-d8	1.372	1.368	0.3	102	0.00
38		toluene	1.816	1.665	8.3	98	0.00
39		trans-1,3-dichloropropene	0.646	0.586	9.3	96	0.00
40		1,1,2-trichloroethane	0.315	0.292	7.3	94	0.00
41	s	4-bromofluorobenzene	0.529	0.521	1.5	103	0.00
42		chlorobenzene-d5	1.000	1.000	0.0	100	0.00
43		2-hexanone	0.343	0.308	10.2	87	0.00
44		1,3-dichloropropane	1.201	1.145	4.7	96	0.00
45		tetrachloroethene	0.740	0.690	6.8	96	0.00
46		dibromochloromethane	0.769	0.726	5.6	95	0.00
47		1,2-dibromoethane	0.638	0.606	5.0	95	0.00
48		chlorobenzene	1.834	1.743	5.0	100	0.00
49		1,1,1,2-tetrachloroethane	0.674	0.645	4.3	101	0.00
50		ethylbenzene	3.243	3.034	6.4	100	0.00
51		m+p xylene	1.191	1.107	7.1	100	0.00
52		o-xylene	1.194	1.118	6.4	100	0.00
53		styrene	2.017	1.901	5.8	100	0.00
54		bromoform	0.559	0.503	10.0	94	0.00

(#) = Out of Range

Evaluate Continuing Calibration Report

Data File : C:\MSDCHEM\1\DATA\0209\022609\02260930.D Vial: 30
Acq On : 26 Feb 2009 7:40 pm Operator:
Sample : water stnd 20ug/L Inst : GCMSV4
Misc : KM022609 Multiplr: 1.00
MS Integration Params: events.e

Method : C:\MSDCHEM\1\METHODS\VW022609.M (Chemstation Integrator)
Title :
Last Update : Fri Feb 27 09:22:23 2009
Response via : Multiple Level Calibration

Min. RRF : 0.000 Min. Rel. Area : 50% Max. R.T. Dev 0.50min
Max. RRF Dev : 20% Max. Rel. Area : 200%

	Compound	AvgRF	CCRF	%Dev	Area%	Dev(min)
56	isopropylbenzene	2.557	2.364	7.5	102	0.00
57	1,1,2,2-tetrachloroethane	0.679	0.608	10.5	87	0.00
58	1,2,3-trichloropropane	0.592	0.538	9.1	88	0.00
59	n-propylbenzene	2.891	2.644	8.5	102	0.00
60	bromobenzene	0.752	0.720	4.3	100	0.00
61	p-ethyltoluene	2.655	2.381	10.3	98	0.00
62	1,3,5-trimethylbenzene	0.967	0.906	6.3	103	0.00
63	2-chlorotoluene	0.579	0.545	5.9	101	0.00
64	4-chlorotoluene	0.628	0.581	7.5	101	0.00
65	tert-butylbenzene	0.394	0.361	8.4	101	0.00
66	1,2,4-trimethylbenzene	2.183	1.983	9.2	100	0.00
67	sec-butylbenzene	2.311	2.094	9.4	100	0.00
68	4-isopropyltoluene	2.042	1.850	9.4	100	0.00
69	1,3-dichlorobenzene	1.284	1.178	8.3	99	0.00
70	1,4-dichlorobenzene	1.351	1.249	7.5	100	0.00
71	1,2,3-trimethylbenzene	2.163	1.990	8.0	99	0.00
72	n-butylbenzene	0.996	0.907	8.9	99	0.00
73	p-diethylbenzene	1.132	1.020	9.9	99	0.00
74	1,2-dichlorobenzene	1.245	1.145	8.0	98	0.00
75	1,2,4,5-tetramethylbenzene	2.067	1.834	11.3	98	0.00
76	1,2-dibromo-3-chloropropane	0.136	0.119	12.5	84	0.00
77	1,2,4-trichlorobenzene	0.571	0.495	13.3	91	0.00
78	hexachlorobutadiene	0.273	0.275	-0.7	105	0.00
79	naphthalene	1.239	1.020	17.7	81	0.00
80	1,2,3-trichlorobenzene	0.438	0.362	17.4	83	0.00

Quantitation Report (QT Reviewed)

Data File : C:\MSDCHEM\1\DATA\0209\022609\02260930.D Vial: 30
Acq On : 26 Feb 2009 7:40 pm Operator:
Sample : water stnd 20ug/L Inst : GCMSV4
Misc : KM022609 Multiplr: 1.00
MS Integration Params: events.e
Quant Time: Feb 27 09:43:46 2009 Quant Results File: VW022609.RES

Quant Method : C:\MSDCHEM\1\METHODS\VW022609.M (Chemstation Integrator)
Title :
Last Update : Fri Feb 27 09:22:23 2009
Response via : Initial Calibration
DataAcq Meth : VOA0109

Internal Standards	R.T.	QIon	Response	Conc	Units		Dev(Min)
1) pentafluorobenzene	3.38	168	6773060	50.00	ug/L		0.00
24) 1,4-difluorobenzene	3.93	114	8504481	50.00	ug/L		0.00
42) chlorobenzene-d5	6.21	82	5203602	50.00	ug/L		0.00
55) 1,4-dichlorobenzene-d4	8.13	152	6054674	50.00	ug/L		0.00
System Monitoring Compounds							
27) 1,2-dichloroethane-d4	3.38	102	645425	50.84	ug/L		0.00
37) toluene-d8	5.17	98	11631635	49.85	ug/L		0.00
41) 4-bromofluorobenzene	7.14	174	4427470	49.20	ug/L		0.00
Target Compounds							Qvalue
2) dichlorodifluoromethane	1.19	85	1513062	18.11	ug/L		100
3) chlorodifluoromethane	1.15	51	953090m	18.46	ug/L		
4) chloromethane	1.26	50	890283	18.72	ug/L		97
5) vinyl chloride	1.33	62	1200021	19.11	ug/L		98
6) bromomethane	1.48	96	712074	19.21	ug/L		96
7) chloroethane	1.53	64	742712	19.06	ug/L		98
8) trichlorofluoromethane	1.76	101	2079230	18.59	ug/L		98
9) freon	2.11	151	952657	18.95	ug/L		99
10) acetone	1.81	58	441493	92.54	ug/L		92
11) 1,1-dichloroethene	2.01	96	964265	19.04	ug/L		88
12) methylene chloride	2.08	84	1309756	19.79	ug/L		95
13) carbon disulfide	2.20	76	3247805	19.38	ug/L		97
14) tert-butylmethylether	2.50	73	3554972	18.58	ug/L		99
15) trans-1,2-dichloroethene	2.43	96	1131573	19.69	ug/L		97
16) vinyl acetate	2.65	43	10363159	90.75	ug/L		99
17) 1,1-dichloroethane	2.57	63	2206903	19.41	ug/L		99
18) methyl ethyl ketone	2.82	72	734026	96.54	ug/L		99
19) 2,2-dichloropropane	3.08	77	1750522	18.87	ug/L		99
20) cis-1,2-dichloroethene	2.90	96	1327271	19.45	ug/L		88
21) chloroform	3.03	83	2588159	19.70	ug/L		98
22) bromochloromethane	3.00	128	670156	19.52	ug/L		97
23) 1,1,1-trichloroethane	3.50	97	2164185	19.08	ug/L	#	88
25) 1,1-dichloropropene	3.62	75	1885684	19.09	ug/L		96
26) carbon tetrachloride	3.73	119	1761579	18.22	ug/L		99
28) 1,2-dichloroethane	3.43	62	2075031m	20.11	ug/L		
29) benzene	3.76	78	5270595	18.99	ug/L		99
30) trichloroethene	4.19	95	1355617	19.44	ug/L		94
31) 1,2-dichloropropane	4.16	63	1302203	19.48	ug/L		97
32) bromodichloromethane	4.22	83	2034721	19.18	ug/L		100
33) dibromomethane	4.12	93	824959	19.64	ug/L	#	83
34) 2-chloroethylvinylether	4.53	63	675216	18.05	ug/L		99
35) 4-methyl-2-pentanone	4.77	43	4717923	87.48	ug/L		98
36) cis-1,3-dichloropropene	4.67	75	2179534	18.76	ug/L		96
38) toluene	5.22	91	5664133	18.94	ug/L		99
39) trans-1,3-dichloropropene	4.98	75	1994567	18.42	ug/L		98
40) 1,1,2-trichloroethane	5.08	83	992324	18.73	ug/L		97
43) 2-hexanone	5.39	43	3206927	91.11	ug/L		96
44) 1,3-dichloropropane	5.26	76	2384021	19.93	ug/L		100
45) tetrachloroethene	5.75	166	1436064	19.19	ug/L		98
46) dibromochloromethane	5.43	129	1510262	19.71	ug/L		97
47) 1,2-dibromoethane	5.61	107	1262020	19.58	ug/L	#	98
48) chlorobenzene	6.24	112	3626983	20.07	ug/L		95
49) 1,1,1,2-tetrachloroethane	6.18	131	1342685	20.08	ug/L	#	1
50) ethylbenzene	6.40	91	6314663	19.85	ug/L		99
51) m+p xylene	6.55	106	4607315	39.47	ug/l		97
52) o-xylene	6.85	106	2327387	19.65	ug/L		100
53) styrene	6.79	104	3956459	19.86	ug/L		99

(#) = qualifier out of range (m) = manual integration

Quantitation Report (QT Reviewed)

Data File : C:\MSDCHEM\1\DATA\0209\022609\02260930.D Vial: 30
Acq On : 26 Feb 2009 7:40 pm Operator:
Sample : water stnd 20ug/L Inst : GCMSV4
Misc : KM022609 Multiplr: 1.00
MS Integration Params: events.e
Quant Time: Feb 27 09:43:46 2009 Quant Results File: VW022609.RES

Quant Method : C:\MSDCHEM\1\METHODS\VW022609.M (Chemstation Integrator)
Title :
Last Update : Fri Feb 27 09:22:23 2009
Response via : Initial Calibration
DataAcq Meth : VOA0109

	Compound	R.T.	QIon	Response	Conc	Unit		Qvalue
54)	bromoform	6.60	173	1046642	18.82	ug/L		97
56)	isopropylbenzene	7.13	105	5725613	18.98	ug/L		98
57)	1,1,2,2-tetrachloroethane	6.83	83	1471906	18.12	ug/L		97
58)	1,2,3-trichloropropane	6.94	75	1303471	18.19	ug/L		96
59)	n-propylbenzene	7.46	91	6402372	18.77	ug/L		97
60)	bromobenzene	7.28	156	1743971	19.59	ug/L	#	86
61)	p-ethyltoluene	7.59	105	5766795	18.46	ug/L		100
62)	1,3,5-trimethylbenzene	7.70	120	2193825	19.15	ug/L		97
63)	2-chlorotoluene	7.52	126	1320261	19.09	ug/L		90
64)	4-chlorotoluene	7.58	126	1407585	19.02	ug/L		97
65)	tert-butylbenzene	7.90	134	873383	18.45	ug/L		96
66)	1,2,4-trimethylbenzene	7.99	105	4802150	18.43	ug/L		99
67)	sec-butylbenzene	8.07	105	5070904	18.34	ug/L		98
68)	4-isopropyltoluene	8.22	119	4480709	18.27	ug/L		98
69)	1,3-dichlorobenzene	8.10	146	2853611	18.75	ug/L		97
70)	1,4-dichlorobenzene	8.15	146	3024689	18.88	ug/L		98
71)	1,2,3-trimethylbenzene	8.31	105	4819662	18.67	ug/L		99
72)	n-butylbenzene	8.53	92	2197276	18.36	ug/L		99
73)	p-diethylbenzene	8.52	119	2471055	18.18	ug/L		95
74)	1,2-dichlorobenzene	8.42	146	2772462	18.62	ug/L		99
75)	1,2,4,5-tetramethylbenzene	9.25	119	4442132	18.04	ug/L		97
76)	1,2-dibromo-3-chloropropan	8.78	157	287521	17.29	ug/L		95
77)	1,2,4-trichlorobenzene	9.84	180	1199649	17.64	ug/L		99
78)	hexachlorobutadiene	10.10	225	665615	20.52	ug/L		92
79)	naphthalene	10.03	128	2471025	16.60	ug/L		99
80)	1,2,3-trichlorobenzene	10.19	180	877247	16.58	ug/L		98

(#) = qualifier out of range (m) = manual integration (+) = signals summed

Data File : C:\MSDCHEM\1\DATA\0209\022609\02260930.D Vial: 30
Acq On : 26 Feb 2009 7:40 pm Operator:
Sample : water stnd 20ug/L Inst : GCMSV4
Misc : KM022609 Multiplr: 1.00
MS Integration Params: events.e
Quant Time: Feb 27 9:58 2009 Quant Results File: VW022609.RES

Method : C:\MSDCHEM\1\METHODS\VW022609.M (Chemstation Integrator)
Title :
Last Update : Fri Feb 27 09:22:23 2009
Response via : Initial Calibration

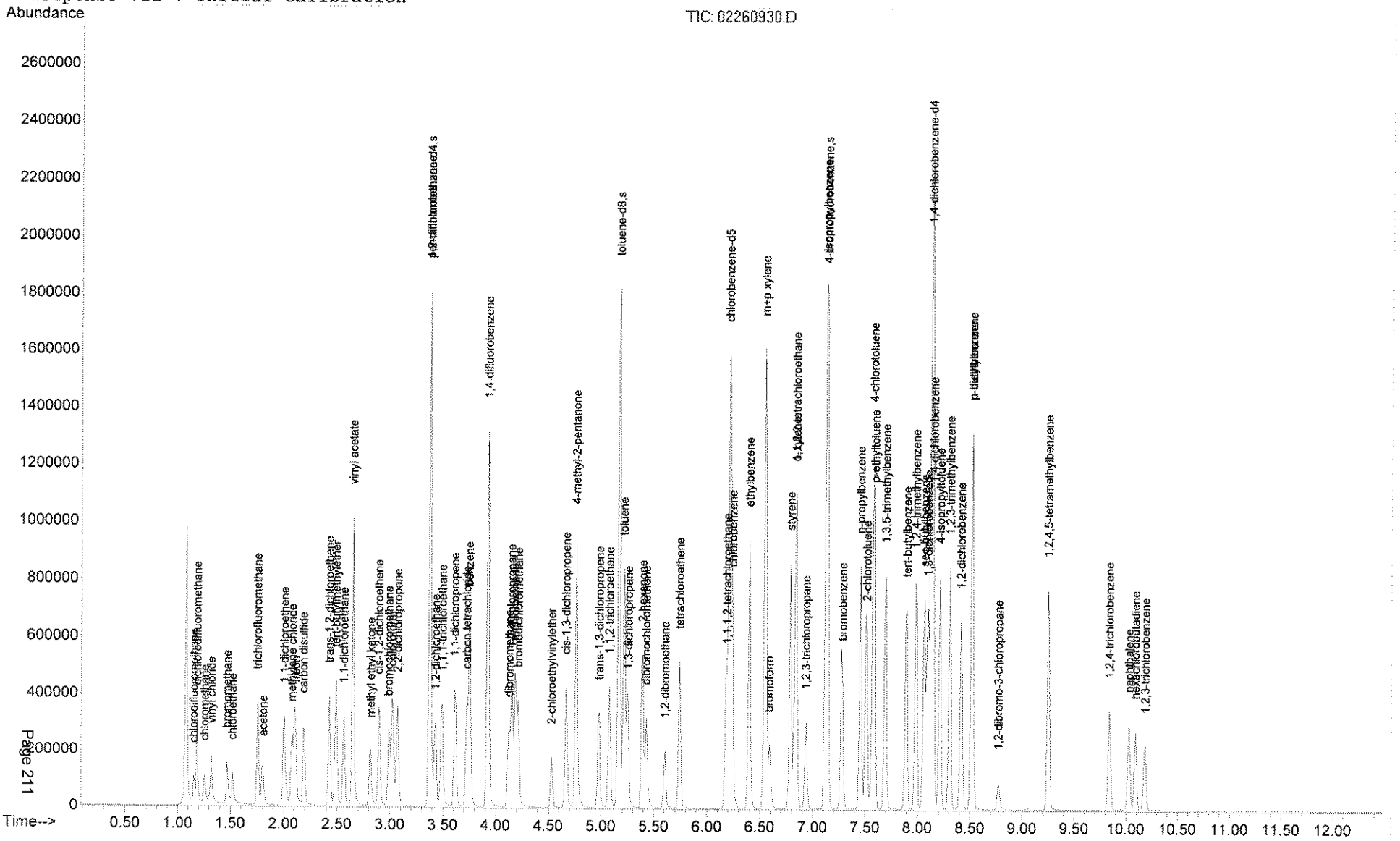

Evaluate Continuing Calibration Report

Data File : C:\MSDCHEM\1\DATA\0309\030509\03050903.D Vial: 3
Acq On : 5 Mar 2009 11:37 am Operator:
Sample : water stnd 20ug/L Inst : GCMSV4
Misc : KM030509 Multiplr: 1.00
MS Integration Params: events.e

Method : C:\MSDCHEM\1\METHODS\VW022609.M (Chemstation Integrator)
Title :
Last Update : Fri Feb 27 09:22:23 2009
Response via : Multiple Level Calibration

Min. RRF : 0.000 Min. Rel. Area : 50% Max. R.T. Dev 0.50min
Max. RRF Dev : 20% Max. Rel. Area : 200%

		Compound	AvgRF	CCRF	%Dev	Area%	Dev(min)
1		pentafluorobenzene	1.000	1.000	0.0	84	0.00
2		dichlorodifluoromethane	0.590	0.708	-20.0	102	0.00
3		chlorodifluoromethane	0.373	0.427	-14.5	100	0.00
4		chloromethane	0.352	0.371	-5.4	93	0.00
5		vinyl chloride	0.464	0.501	-8.0	95	0.00
6		bromomethane	0.281	0.279	0.7	92	0.00
7		chloroethane	0.286	0.304	-6.3	93	0.00
8		trichlorofluoromethane	0.826	0.981	-18.8	106	0.00
9		freon	0.372	0.406	-9.1	96	0.00
10		acetone	0.036	0.035	2.8	82	0.00
11		1,1-dichloroethene	0.378	0.391	-3.4	92	0.00
12		methylene chloride	0.497	0.554	-11.5	95	0.00
13		carbon disulfide	1.245	1.368	-9.9	98	0.00
14		tert-butylmethylether	1.431	1.527	-6.7	91	0.00
15		trans-1,2-dichloroethene	0.435	0.463	-6.4	94	0.00
16		vinyl acetate	0.810	0.842	-4.0	86	0.00
17		1,1-dichloroethane	0.852	0.924	-8.5	94	0.00
18		methyl ethyl ketone	0.056	0.055	1.8	79	0.00
19		2,2-dichloropropane	0.699	0.786	-12.4	103	0.00
20		cis-1,2-dichloroethene	0.514	0.543	-5.6	90	0.00
21		chloroform	0.989	1.090	-10.2	95	0.00
22		bromochloromethane	0.256	0.277	-8.2	93	0.00
23		1,1,1-trichloroethane	0.846	0.937	-10.8	98	0.00
24		1,4-difluorobenzene	1.000	1.000	0.0	89	0.00
25		1,1-dichloropropene	0.585	0.605	-3.4	96	0.00
26		carbon tetrachloride	0.573	0.641	-11.9	106	0.00
27	s	1,2-dichloroethane-d4	0.075	0.071	5.3	87	0.00
28		1,2-dichloroethane	0.619	0.684	-10.5	95	0.00
29		benzene	1.666	1.670	-0.2	92	0.00
30		trichloroethene	0.417	0.426	-2.2	94	0.00
31		1,2-dichloropropane	0.399	0.407	-2.0	91	0.00
32		bromodichloromethane	0.638	0.691	-8.3	99	0.00
33		dibromomethane	0.252	0.262	-4.0	90	0.00
34		2-chloroethylvinylether	0.220	0.222	-0.9	90	0.00
35		4-methyl-2-pentanone	0.314	0.310	1.3	83	0.00
36		cis-1,3-dichloropropene	0.690	0.719	-4.2	95	0.00
37	s	toluene-d8	1.372	1.399	-2.0	91	0.00
38		toluene	1.816	1.827	-0.6	94	0.00
39		trans-1,3-dichloropropene	0.646	0.678	-5.0	97	0.00
40		1,1,2-trichloroethane	0.315	0.324	-2.9	91	0.00
41	s	4-bromofluorobenzene	0.529	0.579	-9.5	100	0.00
42		chlorobenzene-d5	1.000	1.000	0.0	94	0.00
43		2-hexanone	0.343	0.319	7.0	84	0.00
44		1,3-dichloropropane	1.201	1.164	3.1	91	0.00
45		tetrachloroethene	0.740	0.719	2.8	94	0.00
46		dibromochloromethane	0.769	0.761	1.0	94	0.00
47		1,2-dibromoethane	0.638	0.631	1.1	93	0.00
48		chlorobenzene	1.834	1.782	2.8	96	0.00
49		1,1,1,2-tetrachloroethane	0.674	0.687	-1.9	101	0.00
50		ethylbenzene	3.243	3.139	3.2	97	0.00
51		m+p xylene	1.191	1.161	2.5	98	0.00
52		o-xylene	1.194	1.163	2.6	97	0.00
53		styrene	2.017	1.960	2.8	97	0.00
54		bromoform	0.559	0.537	3.9	95	0.00

(#) = Out of Range

Evaluate Continuing Calibration Report

Data File : C:\MSDCHEM\1\DATA\0309\030509\03050903.D Vial: 3
Acq On : 5 Mar 2009 11:37 am Operator:
Sample : water stnd 20ug/L Inst : GCMSV4
Misc : KM030509 Multiplr: 1.00
MS Integration Params: events.e

Method : C:\MSDCHEM\1\METHODS\VW022609.M (Chemstation Integrator)
Title :
Last Update : Fri Feb 27 09:22:23 2009
Response via : Multiple Level Calibration

Min. RRF : 0.000 Min. Rel. Area : 50% Max. R.T. Dev 0.50min
Max. RRF Dev : 20% Max. Rel. Area : 200%

	Compound	AvgRF	CCRF	%Dev	Area%	Dev(min)
56	isopropylbenzene	2.557	2.466	3.6	102	0.00
57	1,1,2,2-tetrachloroethane	0.679	0.642	5.4	88	0.00
58	1,2,3-trichloropropane	0.592	0.557	5.9	87	0.00
59	n-propylbenzene	2.891	2.752	4.8	101	0.00
60	bromobenzene	0.752	0.738	1.9	97	0.00
61	p-ethyltoluene	2.655	2.558	3.7	101	0.00
62	1,3,5-trimethylbenzene	0.967	0.930	3.8	101	0.00
63	2-chlorotoluene	0.579	0.561	3.1	99	0.00
64	4-chlorotoluene	0.628	0.613	2.4	101	0.00
65	tert-butylbenzene	0.394	0.400	-1.5	107	0.00
66	1,2,4-trimethylbenzene	2.183	2.103	3.7	102	0.00
67	sec-butylbenzene	2.311	2.243	2.9	102	0.00
68	4-isopropyltoluene	2.042	1.996	2.3	103	0.00
69	1,3-dichlorobenzene	1.284	1.269	1.2	102	0.00
70	1,4-dichlorobenzene	1.351	1.336	1.1	102	0.00
71	1,2,3-trimethylbenzene	2.163	2.175	-0.6	104	0.00
72	n-butylbenzene	0.996	0.990	0.6	103	0.00
73	p-diethylbenzene	1.132	1.138	-0.5	105	0.00
74	1,2-dichlorobenzene	1.245	1.230	1.2	101	0.00
75	1,2,4,5-tetramethylbenzene	2.067	2.108	-2.0	108	0.00
76	1,2-dibromo-3-chloropropane	0.136	0.136	0.0	92	0.00
77	1,2,4-trichlorobenzene	0.571	0.605	-6.0	107	0.00
78	hexachlorobutadiene	0.273	0.287	-5.1	104	0.00
79	naphthalene	1.239	1.382	-11.5	104	0.00
80	1,2,3-trichlorobenzene	0.438	0.488	-11.4	106	0.00

Quantitation Report (QT Reviewed)

Data File : C:\MSDCHEM\1\DATA\0309\030509\03050903.D Vial: 3
Acq On : 5 Mar 2009 11:37 am Operator:
Sample : water stnd 20ug/L Inst : GCMSV4
Misc : KM030509 Multiplr: 1.00
MS Integration Params: events.e
Quant Time: Mar 05 11:55:01 2009 Quant Results File: VW022609.RES

Quant Method : C:\MSDCHEM\1\METHODS\VW022609.M (Chemstation Integrator)
Title :
Last Update : Fri Feb 27 09:22:23 2009
Response via : Initial Calibration
DataAcq Meth : VOA0109

Internal Standards	R.T.	QIon	Response	Conc	Units		Dev(Min)
1) pentafluorobenzene	3.38	168	5664847	50.00	ug/L		0.00
24) 1,4-difluorobenzene	3.93	114	7399013	50.00	ug/L		0.00
42) chlorobenzene-d5	6.21	82	4888295	50.00	ug/L		0.00
55) 1,4-dichlorobenzene-d4	8.13	152	5784421	50.00	ug/L		0.00
System Monitoring Compounds							
27) 1,2-dichloroethane-d4	3.38	102	521927	47.25	ug/L		0.00
37) toluene-d8	5.17	98	10352567	50.99	ug/L		0.00
41) 4-bromofluorobenzene	7.14	174	4281502	54.68	ug/L		0.00
Target Compounds							Qvalue
2) dichlorodifluoromethane	1.19	85	1603231	22.98	ug/L		99
3) chlorodifluoromethane	1.15	51	967995m	22.43	ug/L		
4) chloromethane	1.26	50	841571	21.16	ug/L		96
5) vinyl chloride	1.33	62	1135760	21.62	ug/L		96
6) bromomethane	1.48	96	631624	20.34	ug/L		97
7) chloroethane	1.53	64	689533	21.16	ug/L		100
8) trichlorofluoromethane	1.76	101	2222795	23.72	ug/L		97
9) freon	2.11	151	919487	21.85	ug/L		99
10) acetone	1.81	58	398735	99.96	ug/L		81
11) 1,1-dichloroethene	2.01	96	885850	20.90	ug/L		80
12) methylene chloride	2.08	84	1254908	22.66	ug/L		95
13) carbon disulfide	2.19	76	3100093	22.08	ug/L		100
14) tert-butylmethylether	2.50	73	3460270	21.60	ug/L		99
15) trans-1,2-dichloroethene	2.43	96	1049354	21.81	ug/L		97
16) vinyl acetate	2.65	43	9543456	99.98	ug/L		99
17) 1,1-dichloroethane	2.57	63	2092914	22.00	ug/L		98
18) methyl ethyl ketone	2.82	72	620141	97.52	ug/L		83
19) 2,2-dichloropropane	3.08	77	1781568	22.85	ug/L		96
20) cis-1,2-dichloroethene	2.90	96	1229789	21.53	ug/L		86
21) chloroform	3.03	83	2470958	22.47	ug/L		97
22) bromochloromethane	3.00	128	628193	21.87	ug/L		94
23) 1,1,1-trichloroethane	3.49	97	2122697	22.34	ug/L	#	91
25) 1,1-dichloropropene	3.62	75	1789375	20.81	ug/L		96
26) carbon tetrachloride	3.73	119	1896192	22.47	ug/L		98
28) 1,2-dichloroethane	3.43	62	2024934m	22.56	ug/L		
29) benzene	3.76	78	4941893	20.46	ug/L		100
30) trichloroethene	4.19	95	1260284	20.76	ug/L		93
31) 1,2-dichloropropane	4.16	63	1204539	20.71	ug/L	#	93
32) bromodichloromethane	4.22	83	2044303	22.11	ug/L		99
33) dibromomethane	4.12	93	774099	21.17	ug/L	#	87
34) 2-chloroethylvinylether	4.53	63	656373	20.15	ug/L		99
35) 4-methyl-2-pentanone	4.77	43	4594231	97.96	ug/L		99
36) cis-1,3-dichloropropene	4.67	75	2129138	21.04	ug/L		95
38) toluene	5.22	91	5408504	20.76	ug/L		99
39) trans-1,3-dichloropropene	4.98	75	2005836	21.23	ug/L		95
40) 1,1,2-trichloroethane	5.08	83	960266	20.83	ug/L		97
43) 2-hexanone	5.39	43	3116999	94.28	ug/L		96
44) 1,3-dichloropropane	5.26	76	2276687	20.26	ug/L		100
45) tetrachloroethene	5.75	166	1404909	19.98	ug/L		96
46) dibromochloromethane	5.43	129	1488965	20.68	ug/L		100
47) 1,2-dibromoethane	5.61	107	1234207	20.38	ug/L	#	99
48) chlorobenzene	6.24	112	3485034	20.53	ug/L		94
49) 1,1,1,2-tetrachloroethane	6.18	131	1342951	21.35	ug/L	#	9
50) ethylbenzene	6.40	91	6138645	20.53	ug/L		99
51) m+p xylene	6.55	106	4540325	41.37	ug/l		97
52) o-xylene	6.84	106	2273624	20.42	ug/L		95
53) styrene	6.79	104	3831859	20.46	ug/L		97

(#) = qualifier out of range (m) = manual integration

Quantitation Report (QT Reviewed)

Data File : C:\MSDCHEM\1\DATA\0309\030509\03050903.D Vial: 3
Acq On : 5 Mar 2009 11:37 am Operator:
Sample : water stnd 20ug/L Inst : GCMSV4
Misc : KM030509 Multiplr: 1.00
MS Integration Params: events.e
Quant Time: Mar 05 11:55:01 2009 Quant Results File: VW022609.RES

Quant Method : C:\MSDCHEM\1\METHODS\VW022609.M (Chemstation Integrator)
Title :
Last Update : Fri Feb 27 09:22:23 2009
Response via : Initial Calibration
DataAcq Meth : VOA0109

	Compound	R.T.	QIon	Response	Conc	Unit		Qvalue
54)	bromoform	6.60	173	1049714	20.07	ug/L		98
56)	isopropylbenzene	7.13	105	5706747	19.79	ug/L		98
57)	1,1,2,2-tetrachloroethane	6.83	83	1484389	19.13	ug/L		99
58)	1,2,3-trichloropropane	6.94	75	1288212	18.82	ug/L		96
59)	n-propylbenzene	7.46	91	6368567	19.53	ug/L		98
60)	bromobenzene	7.28	156	1706518	20.06	ug/L	#	86
61)	p-ethyltoluene	7.59	105	5918732	19.81	ug/L		100
62)	1,3,5-trimethylbenzene	7.70	120	2152961	19.67	ug/L		99
63)	2-chlorotoluene	7.51	126	1297568	19.64	ug/L	#	82
64)	4-chlorotoluene	7.58	126	1417611	20.04	ug/L		92
65)	tert-butylbenzene	7.90	134	924607	20.43	ug/L		93
66)	1,2,4-trimethylbenzene	7.99	105	4865629	19.53	ug/L		99
67)	sec-butylbenzene	8.06	105	5190775	19.64	ug/L		99
68)	4-isopropyltoluene	8.22	119	4618493	19.70	ug/L		98
69)	1,3-dichlorobenzene	8.10	146	2935058	20.18	ug/L		98
70)	1,4-dichlorobenzene	8.15	146	3090092	20.19	ug/L		97
71)	1,2,3-trimethylbenzene	8.31	105	5033192	20.40	ug/L		99
72)	n-butylbenzene	8.53	92	2290665	20.02	ug/L		98
73)	p-diethylbenzene	8.52	119	2633562	20.26	ug/L		95
74)	1,2-dichlorobenzene	8.42	146	2845151	20.00	ug/L		99
75)	1,2,4,5-tetramethylbenzene	9.25	119	4876787	20.70	ug/L		97
76)	1,2-dibromo-3-chloropropan	8.78	157	314684	19.81	ug/L		93
77)	1,2,4-trichlorobenzene	9.84	180	1399514	21.52	ug/L		100
78)	hexachlorobutadiene	10.10	225	664689	21.44	ug/L		99
79)	naphthalene	10.03	128	3198645	22.48	ug/L		98
80)	1,2,3-trichlorobenzene	10.19	180	1128818	22.35	ug/L		96

(#) = qualifier out of range (m) = manual integration (+) = signals summed

Data File : C:\MSDCHEM\1\DATA\0309\030509\03050903.D Vial: 3
Acq On : 5 Mar 2009 11:37 am Operator:
Sample : water stnd 20ug/L Inst : GCMSV4
Misc : KM030509 Multiplr: 1.00
MS Integration Params: events.e
Quant Time: Mar 5 11:55 2009 Quant Results File: VW022609.RES

Method : C:\MSDCHEM\1\METHODS\VW022609.M (Chemstation Integrator)
Title :
Last Update : Fri Feb 27 09:22:23 2009
Response via : Initial Calibration

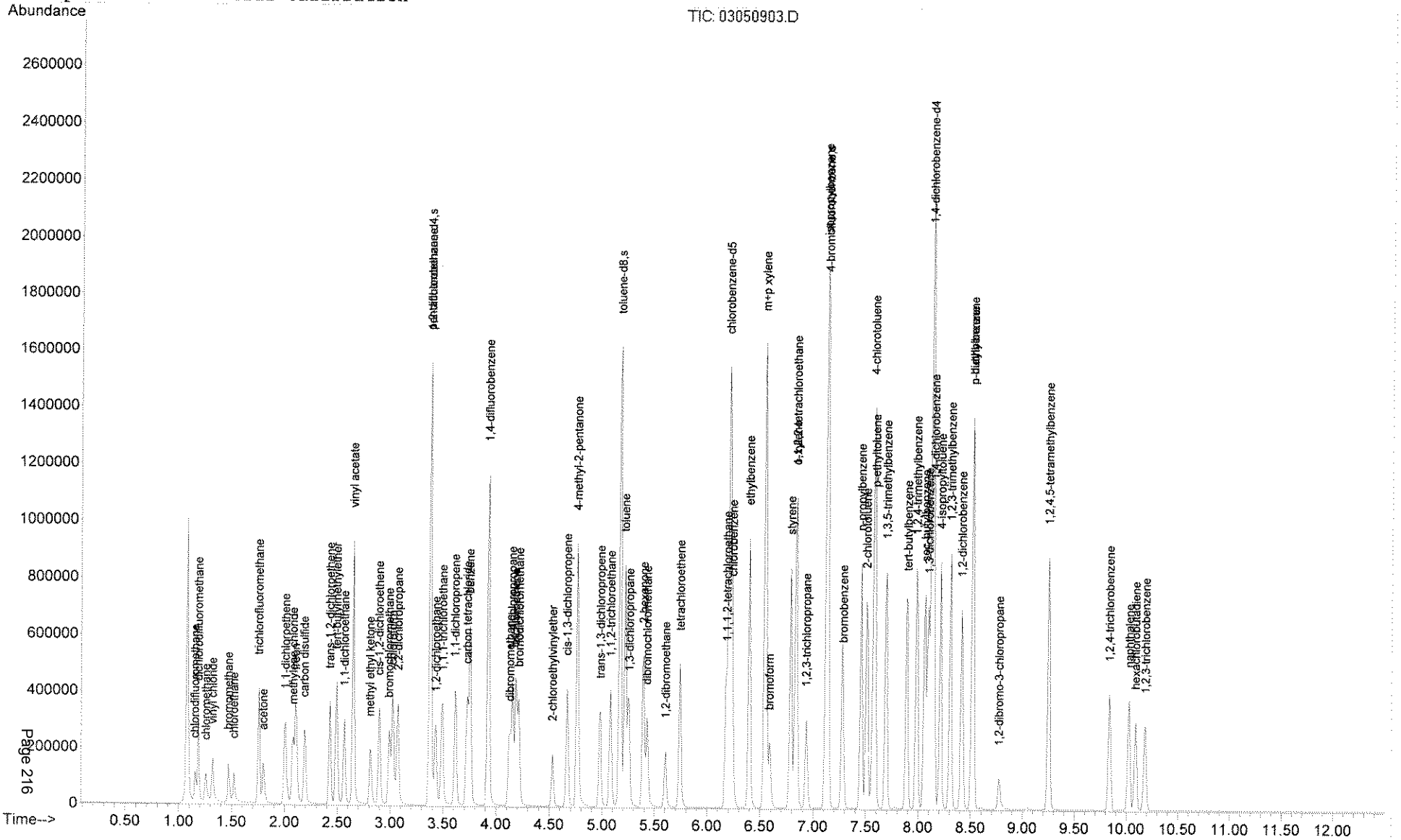

Tentatively Identified Compounds

Summary Reports
Spectra

1E

VOLATILE ORGANICS ANALYSIS DATA SHEET
TENTATIVELY IDENTIFIED COMPOUNDS

SAMPLE NO.
290790.00

Lab Name: ECOTEST LABS Contract: _____

Project No _____ Site: _____ Location: _____ Group: _____

Matrix: (soil/water) Water Lab Sample ID: 290790.00

Sample wt/vol: 5.0 (g/mL) ml Lab File ID: 03050911.D

Level: (low/med) _____ Date Received: 3/4/09

% Solid: _____ Date Analyzed: 3/5/09

GC Column: DB-VRX ID: 0.18 (mm) Dilution Factor: 1

Soil Extract Volume: _____ (mL) Soil Aliquot Volume: _____ (uL)

Number TICs found: 0

Concentration Units:
(ug/L or ug/Kg) ug/Kg

CAS Number	Compound Name	RT	Est. Conc.	Q
1.	No TIC's found.			
2.				
3.				
4.				
5.				
6.				
7.				
8.				
9.				
10.				
11.				
12.				
13.				
14.				
15.				
16.				
17.				
18.				
19.				
20.				
21.				
22.				
23.				
24.				
25.				
26.				
27.				
28.				
29.				
30.				

FORM I VOA-TIC

3/90

PESTICIDES - QC DELIVERABLES

Conformance/Nonconformance Summary for Pesticides

sample : 290790.00

QC criteria were met for the following unless stated otherwise:

Method blank

Surrogate recoveries

Matrix spike and matrix spike duplicate RPD

Matrix spike and matrix spike duplicate % recoveries

Holding time

Initial instrument calibration and continuing calibration

LAB CHRONICLE

lab number	sample	date collected	date received	date of extraction	holding time (days) before extraction	date of analysis	holding time (days) after extraction
290790.00	water, Leachate	3/4/09	3/4/09	3/6/09	2	3/10/09	4

All samples were received in good condition.

ANALYTICAL RESULTS SUMMARY

instrument: SVGC 2, H.P. 5890
primary column: Rtx-CLPesticides, 30 m x 0.25 mm x 0.25um df
confirmation column: Rtx-CLPesticidesII, 30 m x 0.25 mm x 0.2um df

lab number	sample wt./vol.	final vol.	dilution factor
290790.00	1000ml	10ml	1

Date	Sample ID	Matrix	Sample arrival	Final vol	Vial ID. & Dilut.	Method	Initial pH	Final pH	Comments
3.5.09	PEST. BLK	TCLP	100.0 ml	100ml	BLK x 10	PEST	~7	~7	
	SPK	↓	↓	↓	SPK x 10	↓	↓	↓	
	SPK				SPK x 10				
	LCS				LCS x 10				
	290735	TCLP	100.0 ml	100ml	0735 x 10	PEST	~7	~7	
3.5.09	BNA. BLK	W	1000.0 ml	1.0ml	BLK x 1	BNA	~7	<2, >12	
	SPK	↓	↓	↓	SPK x 1	↓	↓	↓	
	SPK				SPK x 1				
	LCS				LCS x 1				
	290768.01				0768.01 x 1				
	290789.01				0789.01 x 1				
	290790				0790 x 1	BNA		<2, >12	
	290768.02	↓	↓	↓	0768.02 x 1	AE	↓	<2	
	290791.01	W	1000.0 ml	1.0ml	0791.01 x 1	AE	~7	<2	
3-6-09	BNA BLK	S	33.3g		BLK x 30	BNA	N/A	N/A	
	SPK	↓	↓		SPK x 30	↓	↓	↓	
	SPK				SPK x 30				
	LCS				LCS x 30				
	0814	↓	33.3g	↓	0814 x 30	BNA	↓	↓	
	0840	S	10.0g	1.0mL	0840 x 100	PAH	N/A	N/A	
5-6-09	508 BLK	W	1000.0 mL		BLK x 2	508	~7	~7	
	SPK	↓	↓	↓	SPK x 2	↓	↓	↓	
	SPK				SPK x 2				
	LCS		1000.0mL		LCS x 2				
	0774		2000.0mL		0774 x 1				
	0798.01	↓	↓	↓	0798.01 x 1	↓	↓	↓	
	.02	W	2000.0mL	1.0mL	0798.02 x 1	508	~7	~7	
3/6/09	Pest BLK		1000.0mL	10.0mL	BLK x1	Pest			
	SPK	↓	↓	↓	SPK x1	↓	↓	↓	
	SPK	W	1000.0mL	10.0mL	SPK x 1	Pest	~7	~7	

Extraction Log 10

Comments	ASE/Sonicate	Surrogate Added	Analyst	Sample ID
	NA	50.0 µl PEST	JS	PEST BLK
} 1.0 RMP 2-24-09 exp. 8-24-09				SPK
				SPK
				LCS
	NA	50.0 µl PEST	JS	2907735
		100.0 µl BN, 50.0 µl AE	RS/JS	BNA BLK
ATP +40 AS08-1				SPK
				SPK
				LCS
				2907768.01
				2907789.01
		100.0 µl BN, 50.0 µl AE		2907790
		50.0 µl AE		2907768.02
	NA	50.0 µl AE	RS/JS	2907791.01
	ASE2	100.0 µL BN, 50.0 µL AE	JS	BNA BLK
				SPK
				SPK
				LCS
		100.0 µL BN, 50.0 µL AE		0819
	ASE2	100.0 µL BN	JS	0840
	N/A	50.0 µL 508	JS/RS	508 BLK
} Int #1 exp. 5/6/09				SPK
				SPK
				LCS
				0774
	N/A	50.0 µL 508	JS/RS	0798.01
		50.0 µL Post		.02
				Post BLK
} 1.0 emp 2-24-09 exp. 8-24-09	N/A	50.0 µL Post	JS/B	SPK
				SPK

Extraction Log LA

DATE	Sample ID	Matrix	Sample wt/ Volume	Final Vol.	Vial ID + Dilution	Method	In. pH	Fin. pH	Comments
3-6-09	Pest LCS	W	1000.0mL	10.0mL	LCS x1	Pest	~7	~7	
	0768.01	↓	↓	↓	0768.01 x1	↓	↓	↓	
	0790	W	1000.0mL	10.0mL	0790 x1	Pest	~7	~7	
3-6-09	Pest Blk	S	25.0g		Blk x 40		N/A	N/A	
	Spk				Spk x 40				1.0 mL 2,4-D exp.
	Spk				Spk x 40				
	LCS		25.0g	10.0mL	LCS x 40				
	0814	S	5.0g	2.0mL	0814 x 40	Pest	N/A	N/A	61 60
3-6-09	OPENED	MeCl2	ICB LOT	68855		PCB	~7	~7	
3-9-09	PCB Blk	W	1000.0mL	1.0mL	Blk x 0.1				
	Spk				Spk x 0.1				0.1 mL exp.
	Spk				Spk x 0.1				
	LCS		1000.0mL		LCS x 0.1				
	0789.01		2000.0mL		0789.01 x0.05				6
	0790	W	2000.0mL	1.0mL	0790 x0.05	PCB	~7	~7	
3-9-09	BN Blk	S	33.3g		Blk x 30	BN	N/A	N/A	
	Spk				Spk x 30				
	Spk				Spk x 30				
	LCS				LCS x 30				
	0833.01				0833.01 x 30				
	.02				0833.02 x 30				
	.03				0833.03 x 30				
	.04				0833.04 x 30				
	.05				0833.05 x 30				
	.06	S	33.3g	1.0mL	0833.06 x 30	BN	N/A	N/A	
3-9-09	GCTPH Blk	W	1000.0mL		Blk x 1	GCTPH	~7	~7	
	Spk				Spk x 1				5.0 exp
	Spk				Spk x 1				
	LCS				LCS x 1				
	0790	W	1000.0mL	1.0mL	0790 x 1	GCTPH	~7	~7	

Extraction Log 2B

Comments	ASE/Sonic #	Surrogate Added	Analyst	Sample ID
1.0 RMP 2-24-09 Exp. 8-24-09	N/A	50.0 µL Pest	JS/RS	Pest LCS
	N/A	50.0 µL Pest	JS/RS	0768.01
	ASE 2		JS	0790
1.0 RMP 2-24-09 exp. 8-24-09 } 6% 15% 50%				Pest Blk
				Spk
				Spk
6% 50% 15%	ASE 2	50.0 µL Pest		LCS
		10.0 µL Pest	JS	0814
	~~N/A~~	~~5.0 µL PCB~~	~~JS/RS~~	~~PCB Blk~~
	N/A	5.0 µL PCB	JS/RS	Blk
0.41016 6% 1-29-09 6% exp. 7-29-09				Spk
				~~LCS~~ Spk
6%				~~0789.01~~ LCS
	N/A	5.0 µL PCB	JS/RS	0789.01
	ASE 2	100.0 µL BN	JS	0790
				BN Blk
				Spk
				Spk
				LCS
				0833.01
				.02
				.03
				.04
				.05
	ASE 2	100.0 µL BN	JS	.06
	N/A	20.0 µL DRO	JS/RS	6 CTPH Blk
500 ppb Diesel Fuel exp. 3-29-09				Spk
				Spk
				LCS
	N/A	20.0 µL DRO	JS/RS	0790

Pesticide
Target Compounds

aldrin
alpha BHC
beta BHC
delta BHC
lindane
pp DDD
pp DDE
pp DDT
dieldrin
endosulfan 1
endosulfan 2
endosulfan sulfate
endrin
endrin aldehyde
heptachlor
heptachlor epoxide
chlordane
toxaphene
endrin ketone

Pesticides
instrument: SVGC 2, H.P. 5890
primary column: Rtx-CLPesticides, 30 m, 0.25 mm.

compound	MDL ug/L	PQL ug/L
lindane	0.006	0.05
heptachlor	0.006	0.05
aldrin	0.005	0.05
heptachlor epoxide	0.003	0.05
pp DDE	0.003	0.05
dieldrin	0.003	0.05
endrin	0.002	0.05
pp DDD	0.007	0.05
pp DDT	0.005	0.1
endrin aldehyde	0.009	0.3
alpha BHC	0.002	0.05
beta BHC	0.004	0.05
delta BHC	0.004	0.05
endosulfan 1	0.004	0.1
endosulfan 2	0.006	0.1
endosulfan sulfate	0.002	0.3
methoxychlor	0.004	0.1

Pesticides
instrument: SVGC 2, H.P. 5890
confirmation column: Rtx-CLPesticidesII, 30 m, 0.25 mm.

compound	MDL ug/L	PQL ug/L
lindane	0.002	0.05
heptachlor	0.021	0.05
aldrin	0.005	0.05
heptachlor epoxide	0.003	0.05
pp DDE	0.003	0.05
dieldrin	0.005	0.05
endrin	0.009	0.05
pp DDD	0.003	0.05
pp DDT	0.004	0.1
endrin aldehyde	0.008	0.3
alpha BHC	0.004	0.05
beta BHC	0.003	0.05
delta BHC	0.004	0.05
endosulfan 1	0.003	0.1
endosulfan 2	0.004	0.1
endosulfan sulfate	0.008	0.3
methoxychlor	0.007	0.1

PESTICIDES RETENTION TIME WINDOWS

instrument: SVGC 2, H.P. 5890
primary column: Rtx-CLPesticides, 30 m, 0.25 mm

compound	retention time	retention time window from	to
alpha BHC	11.17	11.17	11.17
lindane	12.39	12.39	12.39
heptachlor	14.08	14.08	14.08
aldrin	15.08	15.07	15.10
beta BHC	12.79	12.78	12.81
delta BHC	13.39	13.39	13.39
heptachlor epoxide	17.21	17.19	17.22
endosulfan 1	18.45	18.43	18.46
pp DDE	18.53	18.53	18.53
dieldrin	19.24	19.24	19.24
endrin	19.94	19.91	19.98
pp DDD	20.44	20.44	20.44
endosulfan 2	20.67	20.67	20.67
pp DDT	21.31	21.31	21.31
endrin aldehyde	22.03	22.03	22.03
endosulfan sulfate	23.37	23.37	23.37
methoxychlor	23.00	22.98	23.01

PESTICIDES RETENTION TIME WINDOWS

instrument: SVGC 2, H.P. 5890
confirmation column: Rtx-CLPesticidesII, 30 m, 0.25 mm

compound	retention time	retention time window from	to
alpha BHC	13.39	13.39	13.39
lindane	14.77	14.77	14.77
heptachlor	16.35	16.35	16.35
aldrin	17.45	17.45	17.45
beta BHC	15.17	15.17	15.17
delta BHC	16.21	16.21	16.21
heptachlor epoxide	19.47	19.47	19.47
endosulfan 1	20.72	20.71	20.74
pp DDE	21.29	21.29	21.29
dieldrin	21.63	21.63	21.63
endrin	22.58	22.54	22.61
pp DDD	23.15	23.15	23.15
endosulfan 2	23.28	23.28	23.28
pp DDT	24.12	24.11	24.14
endrin aldehyde	24.38	24.35	24.42
endosulfan sulfate	25.26	25.22	25.29
methoxychlor	26.37	26.37	26.37

1D

PESTICIDE ORGANICS ANALYSIS DATA SHEET

SAMPLE NO. 290790.00

Lab Name: Ecotest Labs Inc. Contract: _____

Project No.: _____ Site: _____ Location: _____ Group: _____

Matrix: (soil/water) water Lab Sample ID: _____

Sample wt/vol: 1000.0 (g/mL) ml Lab File ID: _____

% Moisture: 100 decanted: (Y/N) N Date Received: 3/4/09

Extraction: (SepF/Cont/Sonc) SepF Date Extracted: 3/6/09

Concentrated Extract Volume: 10 (mL) Date Analyzed: 3/10/09

Injection Volume: 4 (uL) Dilution Factor: 1.0

GPC Cleanup: (Y/N) N pH: _____ Sulfur Cleanup: (Y/N) Y

Concentration Units: (ug/L or ug/Kg) ug/L

CAS No.	Compound		Q
319-84-6	alpha-BHC	0.05	U
319-85-7	beta-BHC	0.05	U
58-89-9	gamma-BHC (Lindane)	0.05	U
76-44-8	Heptachlor	0.05	U
309-00-2	Aldrin	0.05	U
1024-57-3	Heptachlor epoxide	0.05	U
959-98-8	Endosulfan I	0.10	U
60-57-1	Dieldrin	0.05	U
72-55-9	4,4'-DDE	0.05	U
72-2-8	Endrin	0.05	U
33213-65-9	Endosulfan II	0.10	U
72-54-8	4,4'-DDD	0.05	U
1031-07-8	Endosulfan sulfate	0.30	U
50-29-3	4,4'-DDT	0.10	U
72-43-5	Methoxychlor	0.10	U
53494-70-5	Endrin ketone	0.10	U
57-74-9	Chlordane	0.20	U
8001-35-2	Toxaphene	1.00	U

Quantitation Report (QT Reviewed)

Signal #1 : C:\SVGC2FILES\030909\03090921.D\data.ms Vial: 21
Signal #2 : C:\SVGC2FILES\030909\03090921.D\CONFIRM.D\data.ms
Acq On : 10 Mar 2009 03:44 AM Operator: GW
Sample : 0790.00 NC x1 Inst : SVGC2
Misc : MultiplIr: 1.00
IntFile Signal #1: rteint.p IntFile Signal #2: rteint2.p
Quant Time: Mar 11 11:18 2009 Quant Results File: RMPN0309.RES

Quant Method : C:\SVGC2METH\RMPN0309.M (RTE Integrator)
Title : Restek 608 pesticides
Last Update : Wed Mar 11 11:10:38 2009
Response via : Initial Calibration
DataAcq Meth : RMPN1.MTH

Volume Inj. :
Signal #1 Phase : Signal #2 Phase:
Signal #1 Info : Signal #2 Info :

	Compound	RT#1	RT#2	Resp#1	Resp#2	Conc#1	Conc#2
	System Monitoring Compounds						
1)	S1 tetrachloro-m-xy	8.92	10.80	1117600	1188505	82.825	77.629
17)	S2 dibutyl chlorend	24.32	26.73	1048150	859874	83.972	78.067
	Target Compounds						
2)	alpha BHC	0.00	13.45f	0	19968	N.D.	0.017 #
3)	lindane	12.37	0.00	3260	0	0.003	N.D. #
4)	heptachlor	14.08	0.00	7280	0	0.007	N.D. #
5)	aldrin	15.17f	0.00	57582	0	0.061	N.D. #
6)	beta BHC	12.76	15.12f	12268	11657	0.026	0.023
7)	delta BHC	13.40	16.12f	18297	13581	0.018	0.013 #
8)	heptachlor epoxi	17.13f	0.00	5676	0	0.006	N.D. #
9)	endosulfan 1	18.39f	0.00	3283	0	0.004	N.D. #
10)	pp DDE	18.55	0.00	5358	0	0.006	N.D. #
11)	dieldrin	19.21	21.59	4471	11083	0.005	0.013 #
12)	endrin	19.84f	0.00	5702	0	0.007	N.D. #
13)	pp DDD	0.00	0.00	0	0	N.D.	N.D.
14)	endosulfan 2	0.00	0.00	0	0	N.D.	N.D.
15)	pp DDT	0.00	24.20f	0	45644	N.D.	0.061 #
16)	endrin aldehyde	0.00	0.00	0	0	N.D.	N.D.
18)	endosulfan sulfa	0.00	0.00	0	0	N.D.	N.D.
19)	methoxychlor	22.95	26.31f	4556	27630	0.011	0.076 #
20)	endrin ketone	24.20	0.00	5775	0	0.016	N.D. #
21)	alpha-cdane	18.13	0.00	27173	0	0.074	N.D. #
22)	gamma-cdane	0.00	0.00	0	0	N.D.	N.D.

(f)=RT Delta > 1/2 Window (#)=Amounts differ by > 25% (m)=manual int.
03090921.D RMPN0309.M Wed Mar 25 11:31:49 2009 SVGC3

Quantitation Report

Signal #1 : C:\SVGC2FILES\030909\03090921.D\data.ms Vial: 21
Signal #2 : C:\SVGC2FILES\030909\03090921.D\CONFIRM.D\data.ms
Acq On : 10 Mar 2009 03:44 AM Operator: GW
Sample : 0790.00 NC x1 Inst : SVGC2
Misc : Multiplr: 1.00
IntFile Signal #1: rteint.p IntFile Signal #2: rteint2.p
Quant Time: Mar 11 11:18 2009 Quant Results File: RMPN0309.RES

Quant Method : C:\SVGC2METH\RMPN0309.M (RTE Integrator)
Title : Restek 608 pesticides
Last Update : Wed Mar 11 11:10:38 2009
Response via : Single Level Calibration
DataAcq Meth : RMPN1.MTH

Volume Inj. :
Signal #1 Phase : Signal #2 Phase:
Signal #1 Info : Signal #2 Info :

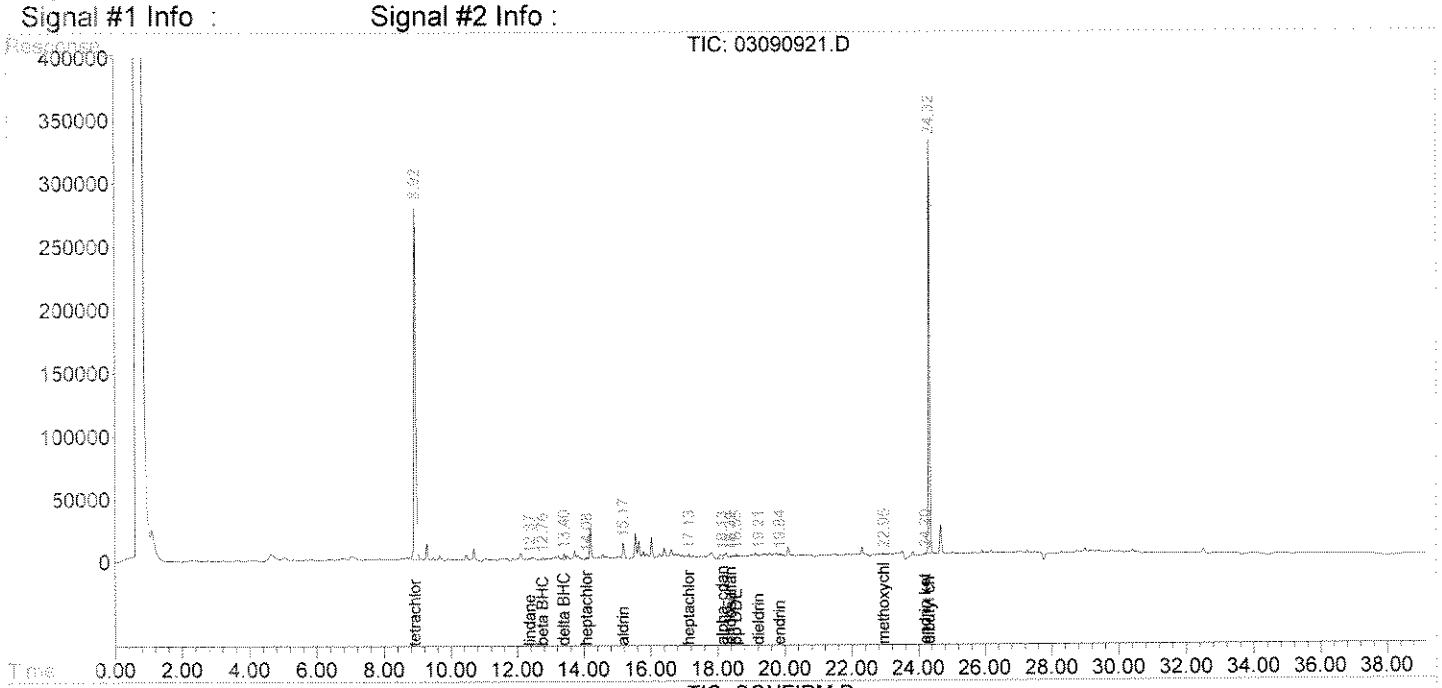

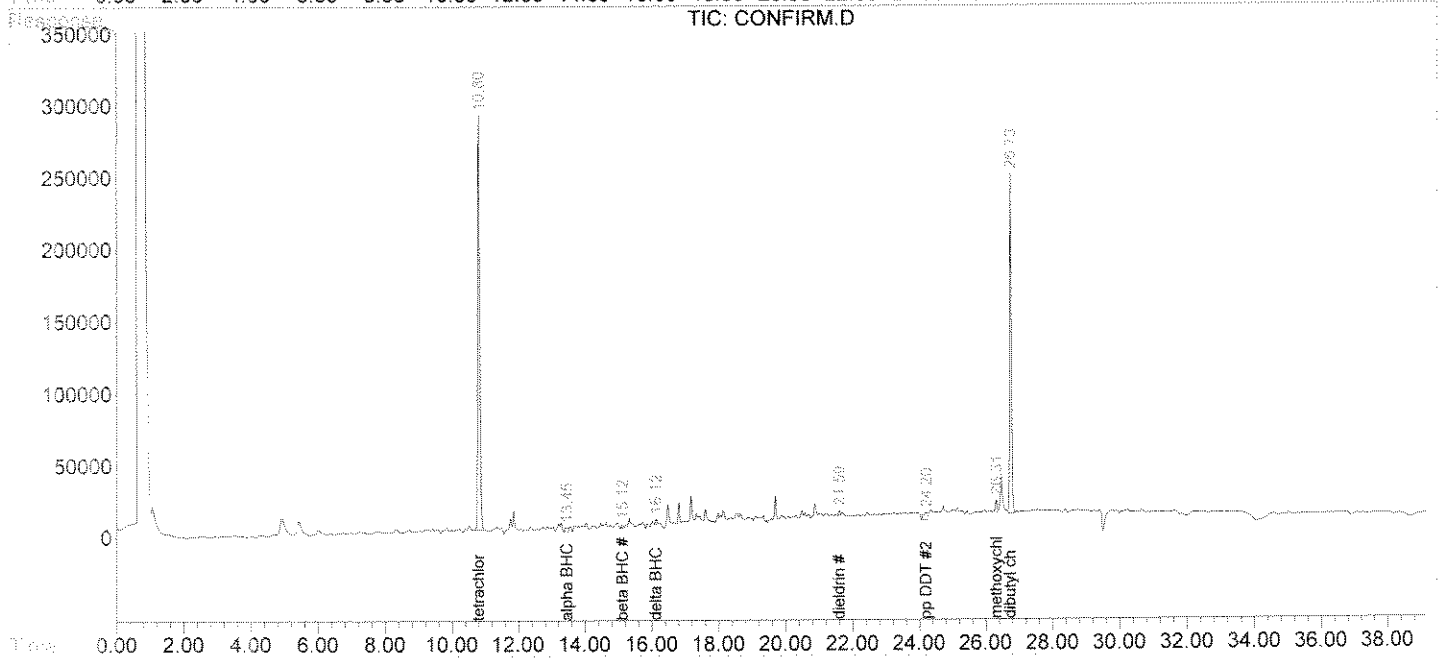

2E

WATER PESTICIDE SURROGATE RECOVERY

Lab Name: Ecotest Labs Inc. Contract: _____

Project No.: _____ Site: _____ Location: _____ Group: _____

GC Column (1): RTX-CLPesticides ID: 0.25 (mm) GC Column (2): RTX-CLPesticidesII ID: 0.2 (mm)

	SAMPLE NO.	TCX 1	TCX 2	DBC 1	DBC 2			TOT OUT
01	Method Blank	106	105	105	105			
02	290790.00	83	78	84	78			
03	Tap Water Spike	100	99	104	104			
04	Tap Water Spike Dup	110	108	119	114			
05	Tap Water LCS	110	107	105	100			
06								
07								
08								
09								
10								
11								
12								
13								
14								
15								
16								
17								
18								
19								
20								
21								
22								
23								
24								
25								
26								
27								
28								
29								
30								

TCX = tetrachloro-m-xylene
DCB = dibutyl chlorendate

ADVISORY QC LIMITS

Column 1: TCX N/A
DCB 34 - 145

Column 2: TCX N/A
DCB 22 - 147

Column to be used to flag recovery values
* Values outside of contract required QC limits
D Surrogate diluted out

3E

WATER PESTICIDE MATRIX SPIKE/MATRIX SPIKE DUPLICATE RECOVERY

Lab Name: Ecotest Labs Inc Contract: _____

Lab Code: _____ Case No.: _____ SAS No.: _____ SDG No.: _____

Matrix Spike - EPA Sample No.: N/A

COMPOUND	SPIKE ADDED (ug/L)	SAMPLE CONCENTRATION (ug/L)	MS CONCENTRATION (ug/L)	MS % REC #	QC. LIMITS REC.
A BHC	1.0	U	0.91	91	(56-118)
LINDANE	1.0	U	0.92	92	(57-120)
B BHC	1.0	U	0.93	93	(66-122)
ALDRIN	1.0	U	0.84	84	(41-108)
HEPTACHLOR EPOXIDE	1.0	U	0.93	93	(72-135)
ENDOSULFAN 1	1.0	U	0.91	91	(65-123)
ppDDE	1.0	U	0.91	91	(64-119)
DIELDRIN	1.0	U	0.92	92	(65-128)
ENDRIN	1.0	U	0.92	92	(58-126)
ppDDD	1.0	U	0.91	91	(62-130)
ENDOSULFAN 2	1.0	U	0.93	93	(70-124)
ppDDT	1.0	U	0.90	90	(55-126)
ENDRIN ALDEHYDE	1.0	U	0.93	93	(58-132)
ENDOSULFAN SULFATE	1.0	U	0.94	94	(64-128)

COMPOUND	SPIKE ADDED (ug/L)	MSD CONCENTRATION (ug/L)	MSD % REC #	% RPD #	QC LIMITS RPD	QC LIMITS REC.
A BHC	1.0	1.03	103	12	15	(56-118)
LINDANE	1.0	1.03	103	11	15	(57-120)
B BHC	1.0	1.05	105	12	16	(66-122)
ALDRIN	1.0	0.96	96	12	24	(41-108)
HEPTACHLOR EPOXIDE	1.0	1.06	106	13	16	(72-135)
ENDOSULFAN 1	1.0	1.02	102	11	20	(65-123)
ppDDE	1.0	1.04	104	13	18	(64-119)
DIELDRIN	1.0	1.06	106	14	20	(65-128)
ENDRIN	1.0	1.04	104	12	17	(58-126)
ppDDD	1.0	1.06	106	15	17	(62-130)
ENDOSULFAN 2	1.0	1.06	106	13	18	(70-124)
ppDDT	1.0	1.06	106	16	16	(55-126)
ENDRIN ALDEHYDE	1.0	1.04	104	11	33	(58-132)
ENDOSULFAN SULFATE	1.0	1.07	107	13	18	(64-128)

Column to be used to flag recovery and RPD values with an asterisk

* Values outside of QC limits

RPD: 0 out of 14 outside limits

Spike Recovery: 0 out of 28 outside limits

Comments: _____

Quantitation Report (QT Reviewed)

Signal #1 : C:\SVGC2FILES\030909\03090915.D\data.ms Vial: 15
Signal #2 : C:\SVGC2FILES\030909\03090915.D\CONFIRM.D\data.ms
Acq On : 09 Mar 2009 11:24 PM Operator: GW
Sample : pest spk NC x1 Inst : SVGC2
Misc : 1.0 rmp MultiplIr: 1.00
IntFile Signal #1: rteint.p IntFile Signal #2: rteint2.p
Quant Time: Mar 11 11:13 2009 Quant Results File: RMPN0309.RES

Quant Method : C:\SVGC2METH\RMPN0309.M (RTE Integrator)
Title : Restek 608 pesticides
Last Update : Wed Mar 11 11:10:38 2009
Response via : Initial Calibration
DataAcq Meth : RMPN1.MTH

Volume Inj. :
Signal #1 Phase : Signal #2 Phase:
Signal #1 Info : Signal #2 Info :

Compound	RT#1	RT#2	Resp#1	Resp#2	Conc#1	Conc#2
System Monitoring Compounds						
1) S1 tetrachloro-m-xy	8.92	10.80	1352274	1513759	100.217	98.873
17) S2 dibutyl chlorend	24.32	26.73	1294813	1142802	103.734	103.754
Target Compounds						
2) alpha BHC	11.17	13.39	1005844	1032322	0.914	0.894
3) lindane	12.39	14.77	929474	958131	0.919	0.913
4) heptachlor	14.08	16.35	888422	858437	0.882	0.883
5) aldrin	15.08	17.45	786250	772765	0.837	0.824
6) beta BHC	12.79	15.17	434766	473634	0.931	0.925
7) delta BHC	13.39	16.21	907022	967877	0.910	0.912
8) heptachlor epoxi	17.20	19.47	824097	772596	0.931	0.919
9) endosulfan 1	18.44	20.72	728123	752955	0.907	0.923
10) pp DDE	18.53	21.29	749239	787526	0.906m	0.868
11) dieldrin	19.24	21.63	823267	778937	0.924	0.917
12) endrin	19.93	22.57	753507	693613	0.919	0.935
13) pp DDD	20.44	23.15	647596	631154	0.912	0.886
14) endosulfan 2	20.67	23.28	734334	707797	0.932	0.929
15) pp DDT	21.31	24.12	681407	663824	0.898	0.883
16) endrin aldehyde	22.03	24.37	615066	594489	0.925	0.929
18) endosulfan sulfa	23.37	25.25	702244	683824	0.939	0.994
19) methoxychlor	22.99	26.37	392896	301153	0.951	0.826m
20) endrin ketone	24.17	0.00	20531	0	0.057	N.D. #
21) alpha-cdane	18.08	20.72	7193	752955	0.020	1.706 #
22) gamma-cdane	0.00	0.00	0	0	N.D.	N.D.

(f)=RT Delta > 1/2 Window (#)=Amounts differ by > 25% (m)=manual int.
03090915.D RMPN0309.M Wed Mar 25 11:31:25 2009 SVGC3

Quantitation Report

Signal #1 : C:\SVGC2FILES\030909\03090915.D\data.ms Vial: 15
Signal #2 : C:\SVGC2FILES\030909\03090915.D\CONFIRM.D\data.ms
Acq On : 09 Mar 2009 11:24 PM Operator: GW
Sample : pest spk NC x1 Inst : SVGC2
Misc : 1.0 rmp Multiplr: 1.00
IntFile Signal #1: rteint.p IntFile Signal #2: rteint2.p
Quant Time: Mar 11 11:13 2009 Quant Results File: RMPN0309.RES

Quant Method : C:\SVGC2METH\RMPN0309.M (RTE Integrator)
Title : Restek 608 pesticides
Last Update : Wed Mar 11 11:10:38 2009
Response via : Single Level Calibration
DataAcq Meth : RMPN1.MTH

Volume Inj. :
Signal #1 Phase : Signal #2 Phase:
Signal #1 Info : Signal #2 Info :

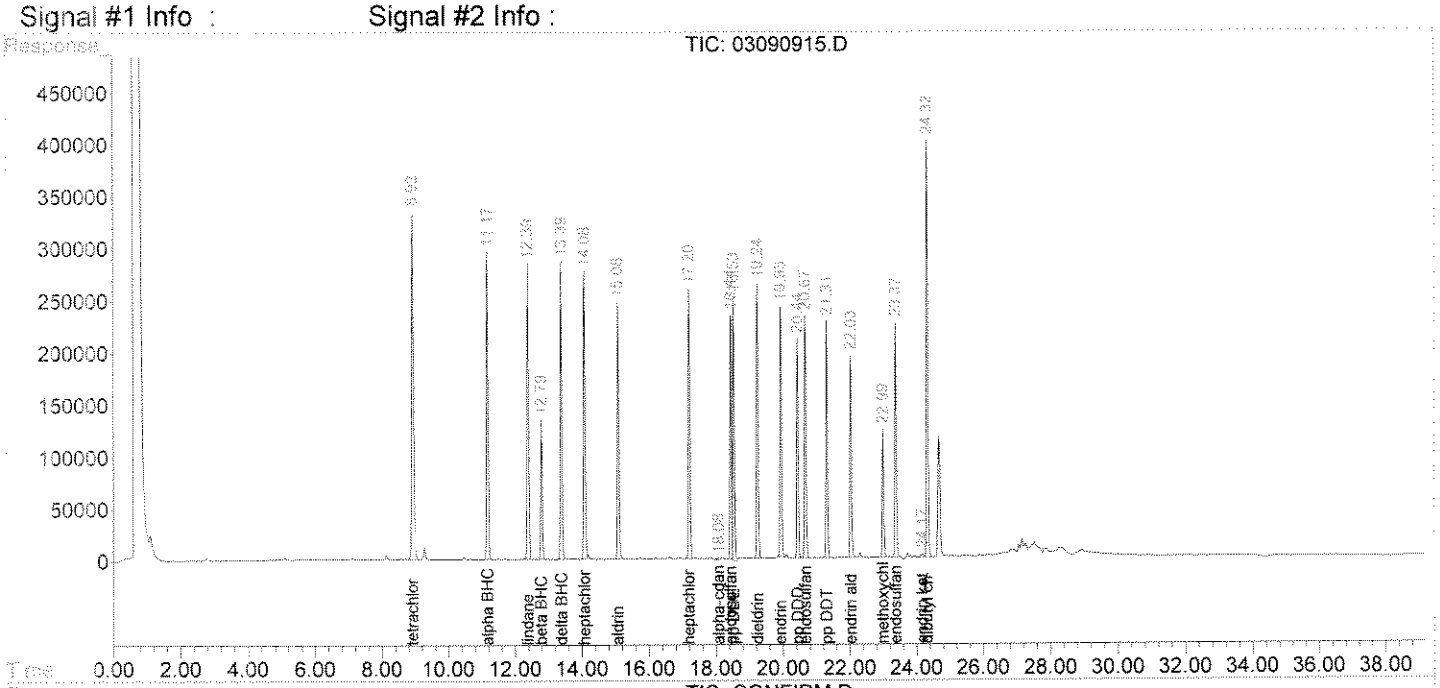

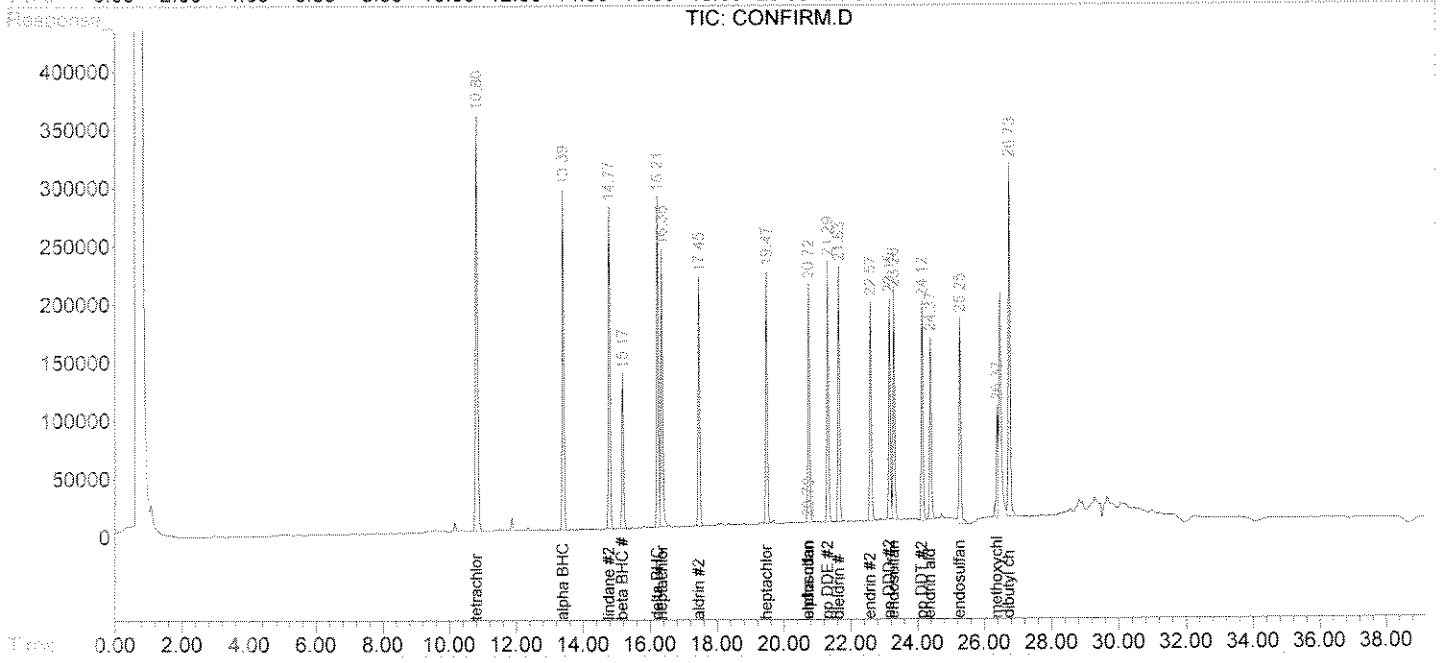

Quantitation Report (QT Reviewed)

Signal #1 : C:\SVGC2FILES\030909\03090916.D\data.ms Vial: 16
Signal #2 : C:\SVGC2FILES\030909\03090916.D\CONFIRM.D\data.ms
Acq On : 10 Mar 2009 00:07 AM Operator: GW
Sample : pest spk dp NC x1 Inst : SVGC2
Misc : 1.0 rmp Multiplr: 1.00
IntFile Signal #1: rteint.p IntFile Signal #2: rteint2.p
Quant Time: Mar 11 11:14 2009 Quant Results File: RMPN0309.RES

Quant Method : C:\SVGC2METH\RMPN0309.M (RTE Integrator)
Title : Restek 608 pesticides
Last Update : Wed Mar 11 11:10:38 2009
Response via : Initial Calibration
DataAcq Meth : RMPN1.MTH

Volume Inj. :
Signal #1 Phase : Signal #2 Phase:
Signal #1 Info : Signal #2 Info :

	Compound	RT#1	RT#2	Resp#1	Resp#2	Conc#1	Conc#2
	System Monitoring Compounds						
1)	S1 tetrachloro-m-xy	8.93	10.80	1486930	1649401	110.196	107.732
17)	S2 dibutyl chlorend	24.32	26.73	1482369	1257282	118.760	114.148
	Target Compounds						
2)	alpha BHC	11.17	13.39	1130911	1162613	1.028	1.007
3)	lindane	12.39	14.77	1043826	1078124	1.032	1.028
4)	heptachlor	14.08	16.35	1010327	956008	1.003	0.983
5)	aldrin	15.08	17.45	897574	881343	0.956	0.940
6)	beta BHC	12.79	15.17	489683	530991	1.049	1.037
7)	delta BHC	13.39	16.21	1029120	1087606	1.032	1.024
8)	heptachlor epoxi	17.20	19.47	936050	881316	1.057	1.048
9)	endosulfan 1	18.44	20.72	820820	844242	1.022	1.035
10)	pp DDE	18.53	21.29	863723	915797	1.044m	1.009
11)	dieldrin	19.24	21.63	941250	883710	1.056	1.041
12)	endrin	19.93	22.57	854459	780766	1.042	1.052
13)	pp DDD	20.44	23.15	752677	728576	1.060	1.023
14)	endosulfan 2	20.67	23.28	838594	802134	1.064	1.053
15)	pp DDT	21.31	24.12	804883	768574	1.060	1.022
16)	endrin aldehyde	22.03	24.37	693806	665623	1.044	1.040
18)	endosulfan sulfa	23.37	25.25	797987	733969	1.068	1.067
19)	methoxychlor	22.99	26.37	452070	379084	1.094	1.040m
20)	endrin ketone	24.17	0.00	15245	0	0.042	N.D. #
21)	alpha-cdane	18.08	20.72	5134	844242	0.014	1.913 #
22)	gamma-cdane	0.00	0.00	0	0	N.D.	N.D.

(f)=RT Delta > 1/2 Window (#)=Amounts differ by > 25% (m)=manual int.

Quantitation Report

Signal #1 : C:\SVGC2FILES\030909\03090916.D\data.ms Vial: 16
Signal #2 : C:\SVGC2FILES\030909\03090916.D\CONFIRM.D\data.ms
Acq On : 10 Mar 2009 00:07 AM Operator: GW
Sample : pest spk dp NC x1 Inst : SVGC2
Misc : 1.0 rmp MultiplIr: 1.00
IntFile Signal #1: rteint.p IntFile Signal #2: rteint2.p
Quant Time: Mar 11 11:14 2009 Quant Results File: RMPN0309.RES

Quant Method : C:\SVGC2METH\RMPN0309.M (RTE Integrator)
Title : Restek 608 pesticides
Last Update : Wed Mar 11 11:10:38 2009
Response via : Single Level Calibration
DataAcq Meth : RMPN1.MTH

Volume Inj. :
Signal #1 Phase : Signal #2 Phase:
Signal #1 Info : Signal #2 Info :

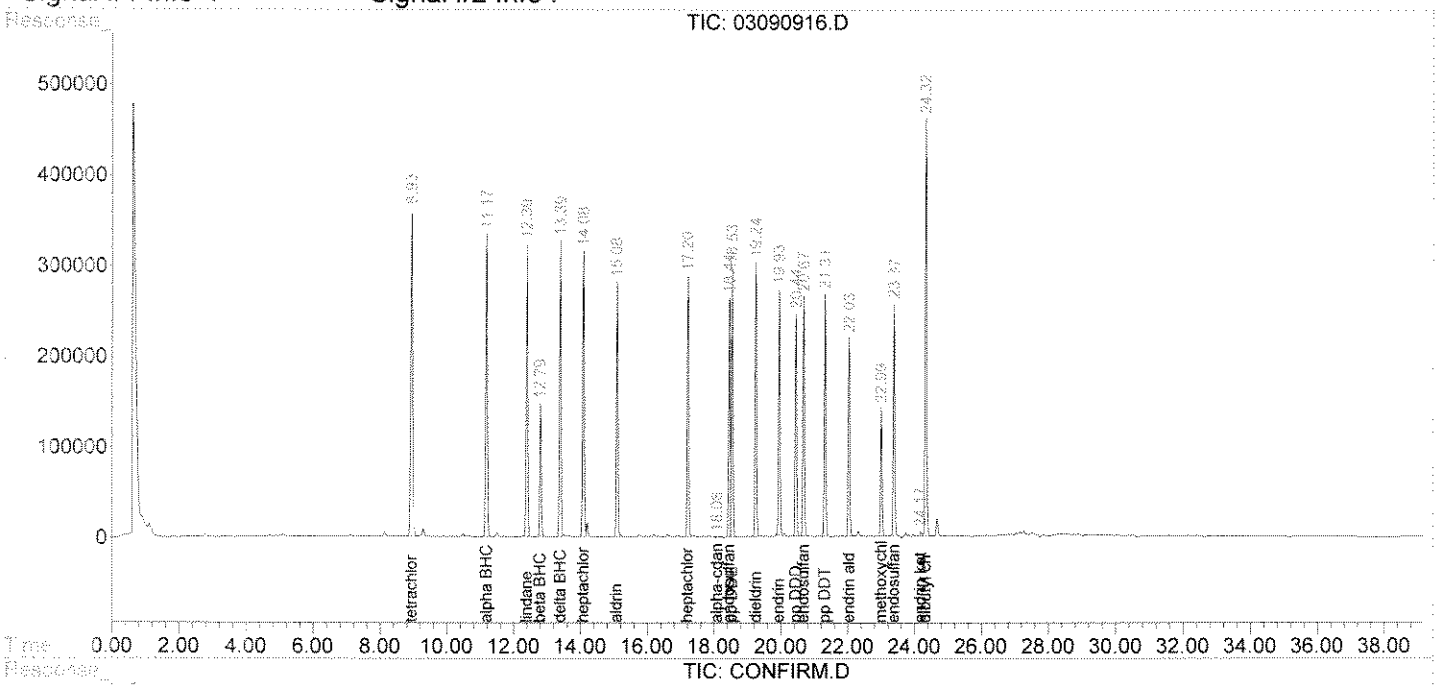

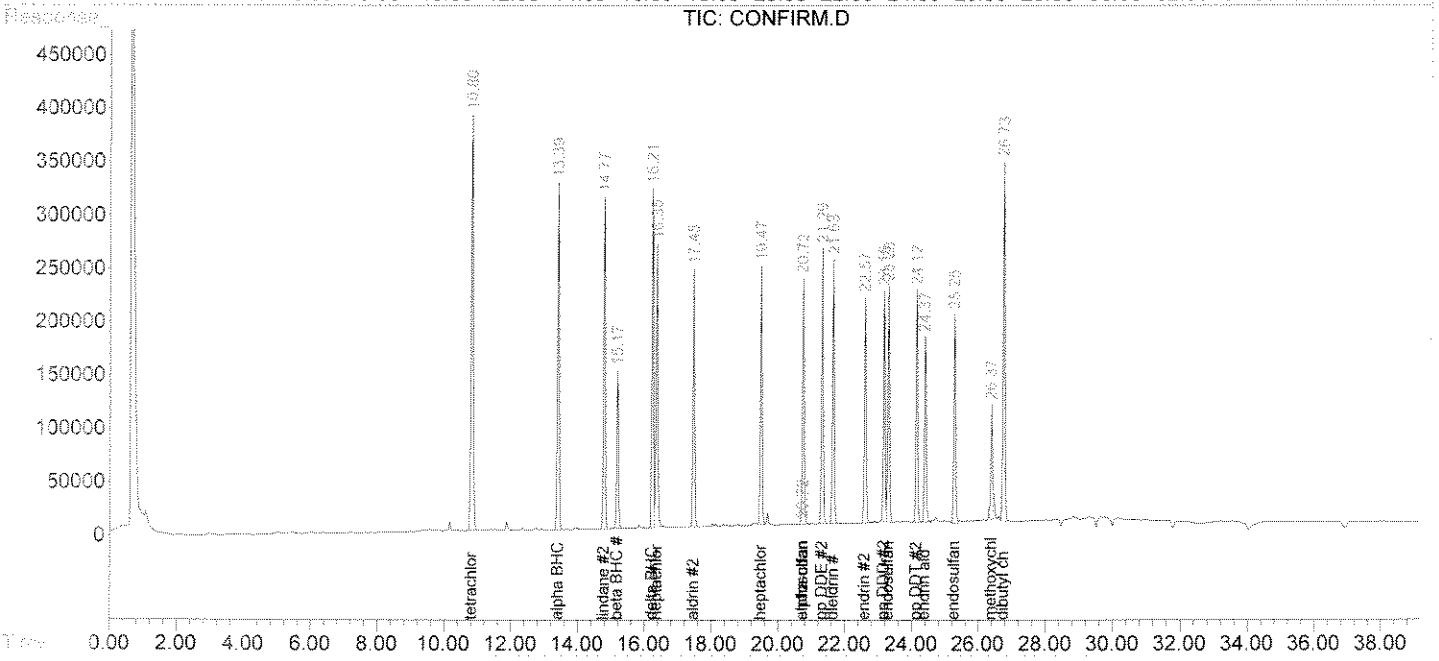

LCS Summary

method: 608
instrument: SVGC 2, H.P. 5890
primary column: Rtx-CLPesticides, 30 m x 0.25 mm x 0.25um df
confirmation column: Rtx-CLPesticidesII, 30 m x 0.25 mm x 0.2um df

compound	unspiked conc. (ug/L)	spike conc. (ug/L)	water LCS conc. (ug/L)	LCS % rec.	% rec. limits
lindane	<0.05	1	0.99	99%	62-121
heptachlor	<0.05	1	0.96	96%	54-128
aldrin	<0.05	1	0.92	92%	43-113
heptachlor epoxide	<0.05	1	1.02	102%	71-134
pp DDE	<0.05	1	1.01	101%	64-119
dieldrin	<0.05	1	1.02	102%	72-124
endrin	<0.05	1	0.99	99%	57-125
pp DDD	<0.05	1	1.02	102%	68-128
pp DDT	<0.1	1	1.00	100%	60-128
endrin aldehyde	<0.3	1	1.02	102%	73-125
alpha BHC	<0.05	1	0.98	98%	59-121
beta BHC	<0.05	1	1.01	101%	70-122
delta BHC	<0.05	1	1.00	100%	65-120
endosulfan 1	<0.1	1	0.99	99%	68-124
endosulfan 2	<0.1	1	1.03	103%	65-133
endosulfan sulfate	<0.3	1	1.03	103%	65-125
methoxychlor	<0.1	1	1.04	104%	73-138

Quantitation Report (QT Reviewed)

Signal #1 : C:\SVGC2FILES\030909\03090917.D\data.ms Vial: 17
Signal #2 : C:\SVGC2FILES\030909\03090917.D\CONFIRM.D\data.ms
Acq On : 10 Mar 2009 00:51 AM Operator: GW
Sample : pest LCS NC x1 Inst : SVGC2
Misc : 1.0 rmp Multiplr: 1.00
IntFile Signal #1: rteint.p IntFile Signal #2: rteint2.p
Quant Time: Mar 11 11:15 2009 Quant Results File: RMPN0309.RES

Quant Method : C:\SVGC2METH\RMPN0309.M (RTE Integrator)
Title : Restek 608 pesticides
Last Update : Wed Mar 11 11:10:38 2009
Response via : Initial Calibration
DataAcq Meth : RMPN1.MTH

Volume Inj. :
Signal #1 Phase : Signal #2 Phase:
Signal #1 Info : Signal #2 Info :

	Compound	RT#1	RT#2	Resp#1	Resp#2	Conc#1	Conc#2
	System Monitoring Compounds						
1)	S1 tetrachloro-m-xy	8.92	10.80	1481957	1640898	109.828	107.177
17)	S2 dibutyl chlorend	24.32	26.73	1312998	1106178	105.191	100.429
	Target Compounds						
2)	alpha BHC	11.17	13.39	1080710	1112339	0.982	0.963
3)	lindane	12.39	14.77	1005285	1034778	0.994	0.986
4)	heptachlor	14.08	16.35	968702	912166	0.962	0.938m
5)	aldrin	15.08	17.45	860957	841071	0.917	0.897
6)	beta BHC	12.79	15.17	473253	511685	1.014	0.999
7)	delta BHC	13.39	16.21	991862	1048126	0.995	0.987
8)	heptachlor epoxi	17.20	19.47	898263	842954	1.015	1.003
9)	endosulfan 1	18.44	20.72	791777	815519	0.986	1.000
10)	pp DDE	18.53	21.29	835071	870781	1.010m	0.959
11)	dieldrin	19.24	21.63	906266	849234	1.017	1.000
12)	endrin	19.93	22.57	810482	743639	0.988	1.002
13)	pp DDD	20.44	23.15	721378	699554	1.016	0.982
14)	endosulfan 2	20.67	23.28	809114	773834	1.027	1.016
15)	pp DDT	21.31	24.12	757029	722737	0.997	0.961
16)	endrin aldehyde	22.03	24.37	674334	643502	1.015	1.005
18)	endosulfan sulfa	23.37	25.25	772221	686616	1.033	0.998m
19)	methoxychlor	22.99	26.37	431261	364325	1.044	1.000m
20)	endrin ketone	24.17	0.00	21203	0	0.058	N.D. #
21)	alpha-cdane	18.08	20.72	9101	815519	0.025	1.848 #
22)	gamma-cdane	0.00	0.00	0	0	N.D.	N.D.

Signal #1 : C:\SVGC2FILES\030909\03090917.D\data.ms Vial: 17
Signal #2 : C:\SVGC2FILES\030909\03090917.D\CONFIRM.D\data.ms
Acq On : 10 Mar 2009 00:51 AM Operator: GW
Sample : pest LCS NC x1 Inst : SVGC2
Misc : 1.0 rmp MultiplIr: 1.00
IntFile Signal #1: rteint.p IntFile Signal #2: rteint2.p
Quant Time: Mar 11 11:15 2009 Quant Results File: RMPN0309.RES

Quant Method : C:\SVGC2METH\RMPN0309.M (RTE Integrator)
Title : Restek 608 pesticides
Last Update : Wed Mar 11 11:10:38 2009
Response via : Single Level Calibration
DataAcq Meth : RMPN1.MTH

Volume Inj. :
Signal #1 Phase : Signal #2 Phase:
Signal #1 Info : Signal #2 Info :

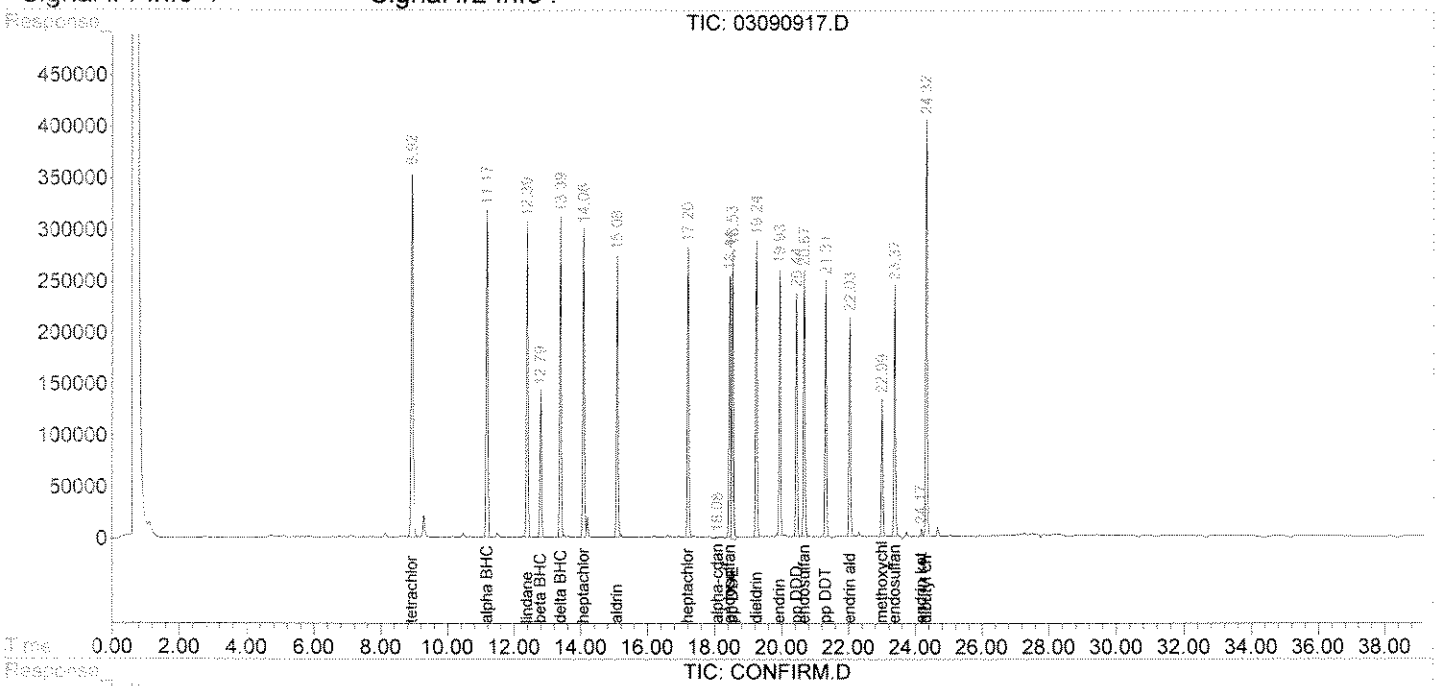

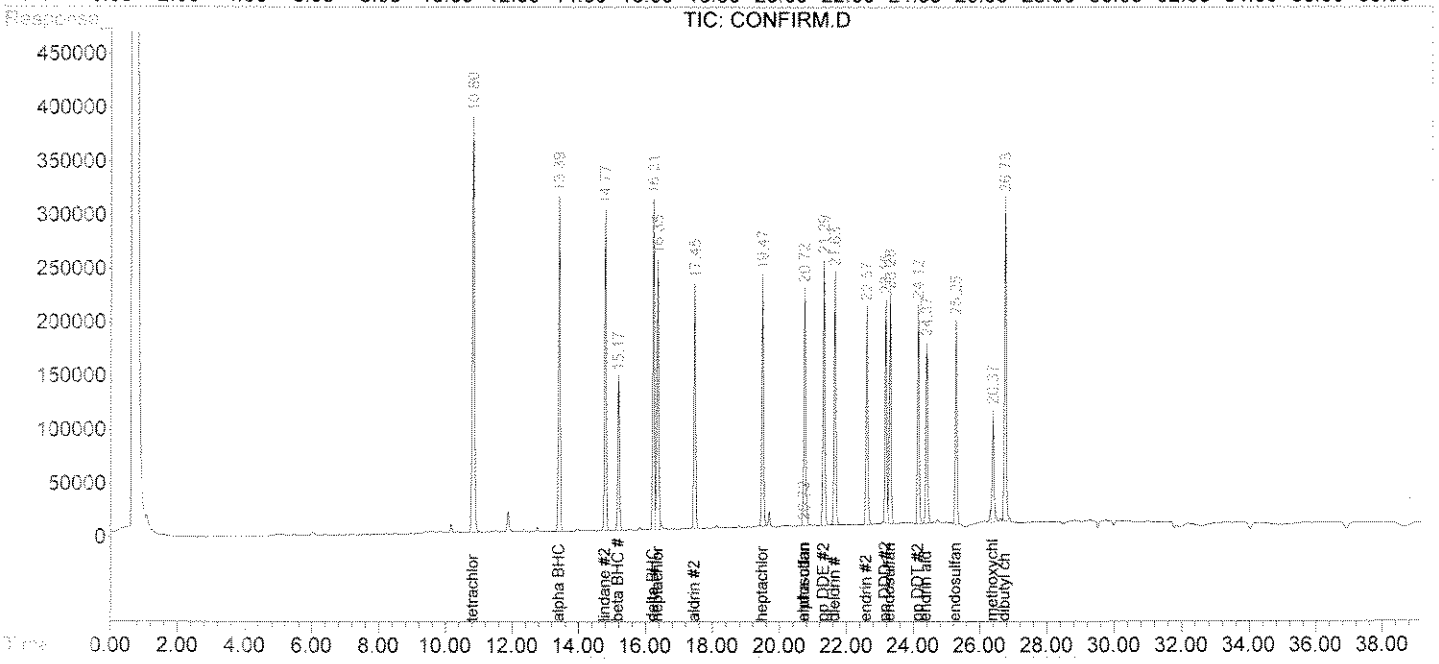

4C

PESTICIDES METHOD BLANK SUMMARY

SAMPLE NO.

Method Blank

Lab Name: Ecotest Labs Inc. Contract:

Project No.: Site: Location: Group:

Lab Sample ID: Method Blank Lab File ID:

Matrix: (soil/water) water Extraction (SepF/Cont/Sonc) SepF

Sulfur Cleanup: (Y/N) N Date Extracted: 3/6/09

Date Analyzed (1): 3/9/09 Date Analyzed (2): 3/9/09

Time Analyzed (1): 1040pm Time Analyzed (2): 1040pm

Instrument ID (1): HP5890 Instrument ID (2): HP5890

GC Column (1): RTX-CLPesticides ID: 0.25 (mm) GC Column (2): RTX-CLPesticidesII ID: 0.2 (mm)

THIS METHOD BLANK APPLIES TO THE FOLLOWING SAMPLES, MS AND MSD:

	SAMPLE NO.	LAB SAMPLE ID	LAB FILE ID	DATE ANALYZED
01	Pest Spike NC x1			03/09/09
02	Pest Spike dup NC x1			03/10/09
03	Pest LCS NC x1			03/10/09
04	290790.00 NC x1			03/10/09
05				
06				
07				
08				
09				
10				
11				
12				
13				
14				
15				
16				
17				
18				
19				
20				
21				
22				
23				
24				
25				

COMMENTS:

Quantitation Report (QT Reviewed)

Signal #1 : C:\SVGC2FILES\030909\03090914.D\data.ms Vial: 14
Signal #2 : C:\SVGC2FILES\030909\03090914.D\CONFIRM.D\data.ms
Acq On : 09 Mar 2009 10:40 PM Operator: GW
Sample : met blank x1 Inst : SVGC2
Misc : 03/06/09 Multiplr: 1.00
IntFile Signal #1: rteint.p IntFile Signal #2: rteint2.p
Quant Time: Mar 11 11:12 2009 Quant Results File: RMPN0309.RES

Quant Method : C:\SVGC2METH\RMPN0309.M (RTE Integrator)
Title : Restek 608 pesticides
Last Update : Wed Mar 11 11:10:38 2009
Response via : Initial Calibration
DataAcq Meth : RMPN1.MTH

Volume Inj. :
Signal #1 Phase : Signal #2 Phase:
Signal #1 Info : Signal #2 Info :

	Compound	RT#1	RT#2	Resp#1	Resp#2	Conc#1	Conc#2
	System Monitoring Compounds						
1)	S1 tetrachloro-m-xy	8.92	10.80	1435808	1606039	106.408	104.900
17)	S2 dibutyl chlorend	24.32	26.73	1306655	1159150	104.683	105.238
	Target Compounds						
2)	alpha BHC	0.00	0.00	0	0	N.D.	N.D.
3)	lindane	0.00	0.00	0	0	N.D.	N.D.
4)	heptachlor	0.00	0.00	0	0	N.D.	N.D.
5)	aldrin	15.17f	0.00	9606	0	0.010	N.D. #
6)	beta BHC	0.00	0.00	0	0	N.D.	N.D.
7)	delta BHC	0.00	0.00	0	0	N.D.	N.D.
8)	heptachlor epoxi	0.00	0.00	0	0	N.D.	N.D.
9)	endosulfan 1	18.45	0.00	8683	0	0.011	N.D. #
10)	pp DDE	18.45f	0.00	8683	0	0.010	N.D. #
11)	dieldrin	0.00	0.00	0	0	N.D.	N.D.
12)	endrin	0.00	0.00	0	0	N.D.	N.D.
13)	pp DDD	0.00	0.00	0	0	N.D.	N.D.
14)	endosulfan 2	0.00	0.00	0	0	N.D.	N.D.
15)	pp DDT	0.00	0.00	0	0	N.D.	N.D.
16)	endrin aldehyde	0.00	0.00	0	0	N.D.	N.D.
18)	endosulfan sulfa	23.36	0.00	2649	0	0.004	N.D. #
19)	methoxychlor	0.00	26.31f	0	43032	N.D.	0.118 #
20)	endrin ketone	0.00	0.00	0	0	N.D.	N.D.
21)	alpha-cdane	18.08	0.00	9844	0	0.027	N.D. #
22)	gamma-cdane	0.00	0.00	0	0	N.D.	N.D.

(f)=RT Delta > 1/2 Window (#)=Amounts differ by > 25% (m)=manual int.

Quantitation Report

Signal #1 : C:\SVGC2FILES\030909\03090914.D\data.ms Vial: 14
Signal #2 : C:\SVGC2FILES\030909\03090914.D\CONFIRM.D\data.ms
Acq On : 09 Mar 2009 10:40 PM Operator: GW
Sample : met blank x1 Inst : SVGC2
Misc : 03/06/09 Multiplr: 1.00
IntFile Signal #1: rteint.p IntFile Signal #2: rteint2.p
Quant Time: Mar 11 11:12 2009 Quant Results File: RMPN0309.RES

Quant Method : C:\SVGC2METH\RMPN0309.M (RTE Integrator)
Title : Restek 608 pesticides
Last Update : Wed Mar 11 11:10:38 2009
Response via : Single Level Calibration
DataAcq Meth : RMPN1.MTH

Volume Inj. :
Signal #1 Phase : Signal #2 Phase:
Signal #1 Info : Signal #2 Info :

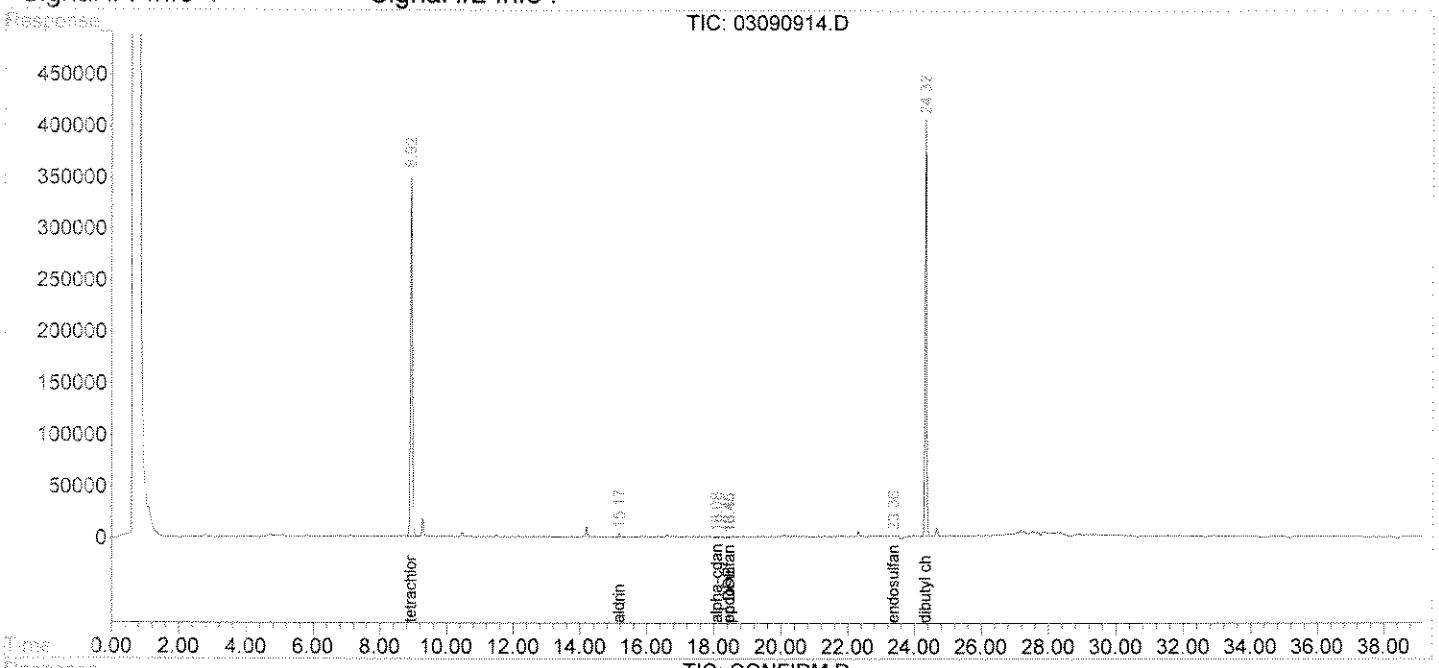

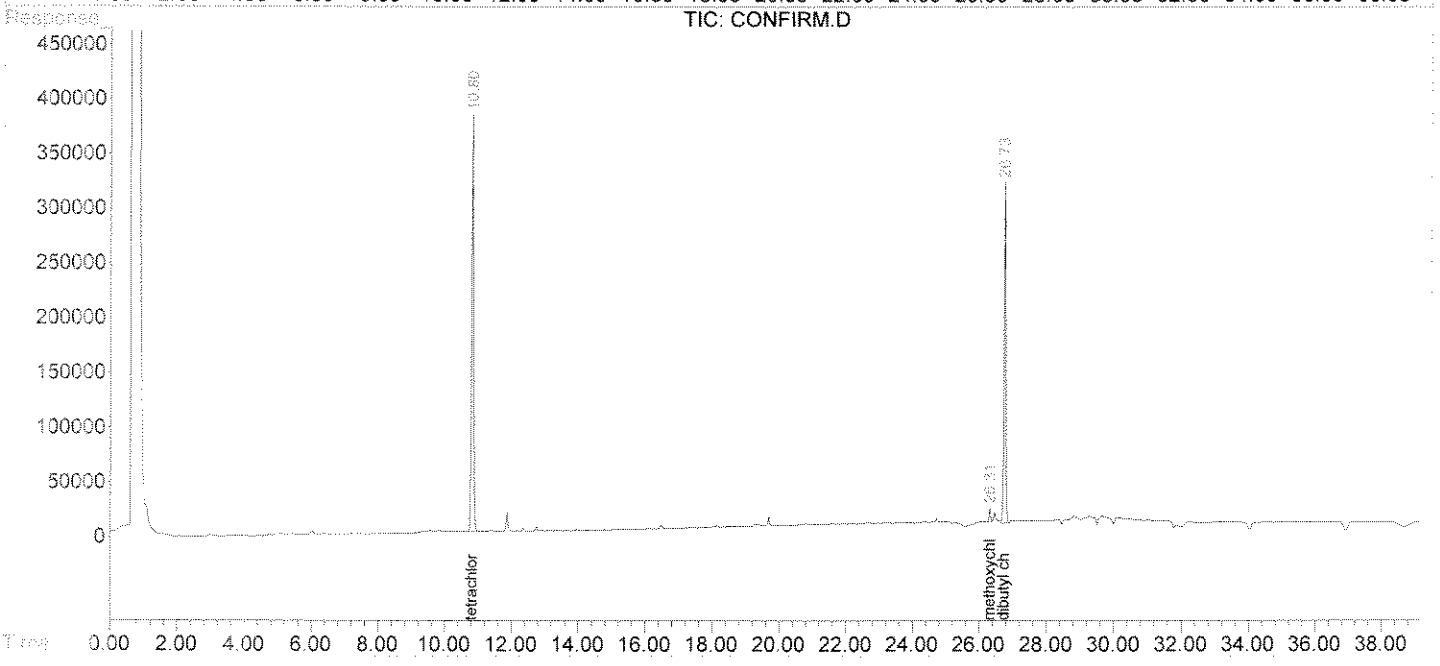

6E

PESTICIDE INITIAL CALIBRATION OF SINGLE COMPONENT ANALYTES

Lab Name: Ecotest Labs Inc. Contract:

Project No.: Site: Location: Group:

Instrument ID: HP5890 Level (x low): low 0.05ug/L mid 0.8ug/L high 2.0ug/L

GC Column: RTX-CLPesticides ID: 0.25 (mm) Date(s) Analyzed: 03/09/09

COMPOUND	CALIBRATION FACTORS LOW	MID	HIGH	MEAN	%RSD
Alpha BHC	0.958	1.074	1.126	1.070	6.800
Lindane	0.948	0.994	1.032	0.998	5.150
Heptchlor	1.055	0.996	1.026	1.017	4.940
Aldrin	8.740	9.238	9.601	9.260	5.190
beta BHC	5.343	4.626	4.748	4.804	7.450
delta BHC	0.846	0.969	1.021	0.964	7.320
Heptachlor Epoxide	9.107	8.766	9.034	8.909	4.820
Endosulfan 1	8.501	8.350	8.090	8.240	5.040
ppDDE	7.525	8.174	8.531	8.150	6.430
Dieldrin	8.220	8.755	9.107	8.757	5.170
Endrin	7.965	8.121	8.400	8.194	5.420
ppDDD	6.261	6.880	7.276	6.899	6.230
Endosulfan 2	8.220	7.825	8.011	7.963	4.820
ppDDT	7.133	7.404	7.771	7.470	4.760
Endrin Aldehyde	6.902	6.555	6.781	6.691	4.840
Endosulfan Sulfate	7.758	7.296	7.627	7.502	4.470
Methoxychlor	5.097	4.182	4.154	4.363	10.080

%RSD must be less than or equal 15.0% for all compounds

Response Factor Report SVGC2

Method : C:\SVGC2METH\RMPN0309.M (RTE Integrator)
Title : Restek 608 pesticides
Last Update : Wed Mar 11 11:10:38 2009
Response via : Initial Calibration

Calibration Files
0.05 =03090905.D 0.40 =03090906.D 0.80 =03090907.D
1.2 =03090908.D 1.6 =03090909.D 2.0 =03090910.D

	Compound	0.05	0.40	0.80	1.2	1.6	2.0	Avg	%RSD
1)	S1 tetrachloro-m-xylen							1.349 E4	0.00
2)	alpha BHC	0.958	1.137	1.074	1.006	1.118	1.126	1.070 E6	6.80
3)	lindane	0.948	1.061	0.994	0.929	1.026	1.032	0.998 E6	5.15
4)	heptachlor	1.055	1.074	0.996	0.931	1.019	1.026	1.017 E6	4.94
5)	aldrin	8.740	9.844	9.238	8.647	9.488	9.601	9.260 E5	5.19
6)	beta BHC	5.343	5.067	4.626	4.314	4.726	4.748	4.804 E5	7.45
7)	delta BHC	0.846	1.023	0.969	0.917	1.010	1.021	0.964 E6	7.32
8)	heptachlor epoxide	9.107	9.444	8.766	8.160	8.944	9.034	8.909 E5	4.82
9)	endosulfan 1	8.501	8.829	8.350	7.633	8.035	8.090	8.240 E5	5.04
10)	pp DDE	7.525	8.849	8.174	7.568	8.252	8.531	8.150 E5	6.43
11)	dieldrin	8.220	9.232	8.755	8.196	9.031	9.107	8.757 E5	5.17
12)	endrin	7.965	8.884	8.121	7.556	8.239	8.400	8.194 E5	5.42
13)	pp DDD	6.261	7.263	6.880	6.513	7.202	7.276	6.899 E5	6.23
14)	endosulfan 2	8.220	8.444	7.825	7.316	7.964	8.011	7.963 E5	4.82
15)	pp DDT	7.133	7.851	7.404	6.984	7.679	7.771	7.470 E5	4.76
16)	endrin aldehyde	6.902	7.059	6.555	6.128	6.724	6.781	6.691 E5	4.84
17)	S2 dibutyl chlorendate							1.248 E4	0.00
18)	endosulfan sulfate	7.758	7.833	7.296	6.931	7.565	7.627	7.502 E5	4.47
19)	methoxychlor	5.097	4.672	4.182	3.890	4.184	4.154	4.363 E5	10.08
20)	endrin ketone	5.007	4.044	3.809	3.812	3.608	3.536	3.969 E5	13.57
21)	alpha-cdane	5.157	4.088	3.828	3.836	3.609	3.573	4.015 E5	14.67
22)	gamma-cdane	5.273	4.209	3.975	4.010	3.779	3.753	4.167 E5	13.61

Signal #2 Calibration Files
0.05 =CONFIRM.D 0.40 =CONFIRM.D 0.80 =CONFIRM.D
1.2 =CONFIRM.D 1.6 =CONFIRM.D 2.0 =CONFIRM.D

	Compound	0.05	0.40	0.80	1.2	1.6	2.0	Avg	%RSD
24)	S1 tetrachloro-m-xylen							1.531 E4	0.00
25)	alpha BHC #2	1.030	1.168	1.119	1.058	1.171	1.184	1.122 E6	5.77
26)	lindane #2	0.968	1.062	1.017	0.962	1.062	1.077	1.025 E6	4.93
27)	heptachlor #2	1.047	1.051	0.976	0.905	0.979	0.989	0.991 E6	5.46
28)	aldrin #2	8.939	9.769	9.257	8.659	9.483	9.580	9.281 E5	4.50
29)	beta BHC #2	5.350	5.341	5.006	4.712	5.173	5.247	5.138 E5	4.75
30)	delta BHC #2	0.923	1.068	1.029	0.975	1.075	1.090	1.026 E6	6.38
31)	heptachlor epoxide	8.910	9.162	8.527	7.826	8.465	8.529	8.570 E5	5.31
32)	endosulfan 1 #2	1.045	0.909	0.836	0.764	0.820	0.824	0.866 E6	11.43
33)	pp DDE #2	9.364	9.637	8.999	8.405	9.157	9.255	9.136 E5	4.57
34)	dieldrin #2	9.123	9.123	8.525	7.923	8.573	8.613	8.647 E5	5.17
35)	endrin #2	8.575	8.328	7.584	6.994	7.486	7.472	7.740 E5	7.66
36)	pp DDD #2	6.535	7.263	6.948	6.591	7.188	7.298	6.971 E5	4.86
37)	endosulfan 2 #2	8.315	8.308	7.701	7.138	7.723	7.681	7.811 E5	5.70
38)	pp DDT #2	6.892	7.543	7.239	6.929	7.582	7.742	7.321 E5	4.88

#) = Out of Range ### Number of calibration levels exceeded format ###

Method : C:\SVGC2METH\RMPN0309.M (RTE Integrator)
Title : Restek 608 pesticides
Last Update : Wed Mar 11 11:10:38 2009
Response via : Initial Calibration

Calibration Files
0.05 =CONFIRM.D 0.40 =CONFIRM.D 0.80 =CONFIRM.D
1.2 =CONFIRM.D 1.6 =CONFIRM.D 2.0 =CONFIRM.D

	Compound	0.05	0.40	0.80	1.2	1.6	2.0	Avg	%RSD
39)	endrin aldehyde #2	6.774	6.923	6.421	6.007	6.477	6.468	6.512 E5	4.88
40) S2	dibutyl chlorendate							1.101 E4	0.00
41)	endosulfan sulfate	7.631	7.363	6.964	6.471	6.940	6.960	7.055 E5	5.66
42)	methoxychlor #2	4.652	4.160	3.742	3.463	3.670	3.658	3.891 E5	11.26
43)	endrin ketone #2	4.723	4.062	3.796	3.850	3.633	3.531	3.933 E5	10.90
44)	alpha-cdane #2	6.055	4.882	4.579	4.608	4.377	4.316	4.803 E5	13.43
45)	gamma-cdane #2	6.378	5.114	4.769	4.819	4.582	4.527	5.031 E5	13.74

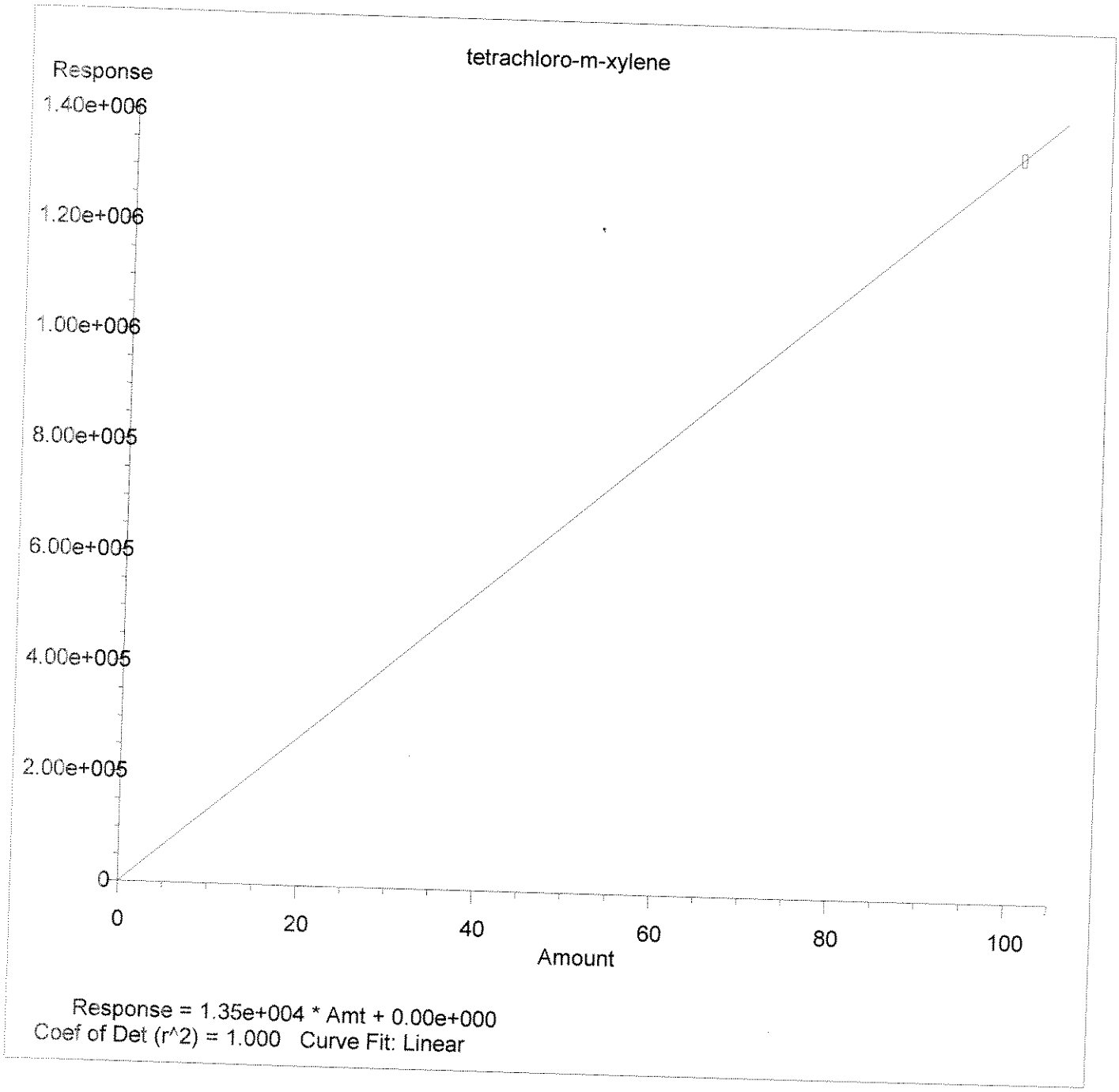

Method Name: C:\SVGC2METH\RMPN0309.M
Calibration Table Last Updated: Wed Mar 11 11:10:38 2009

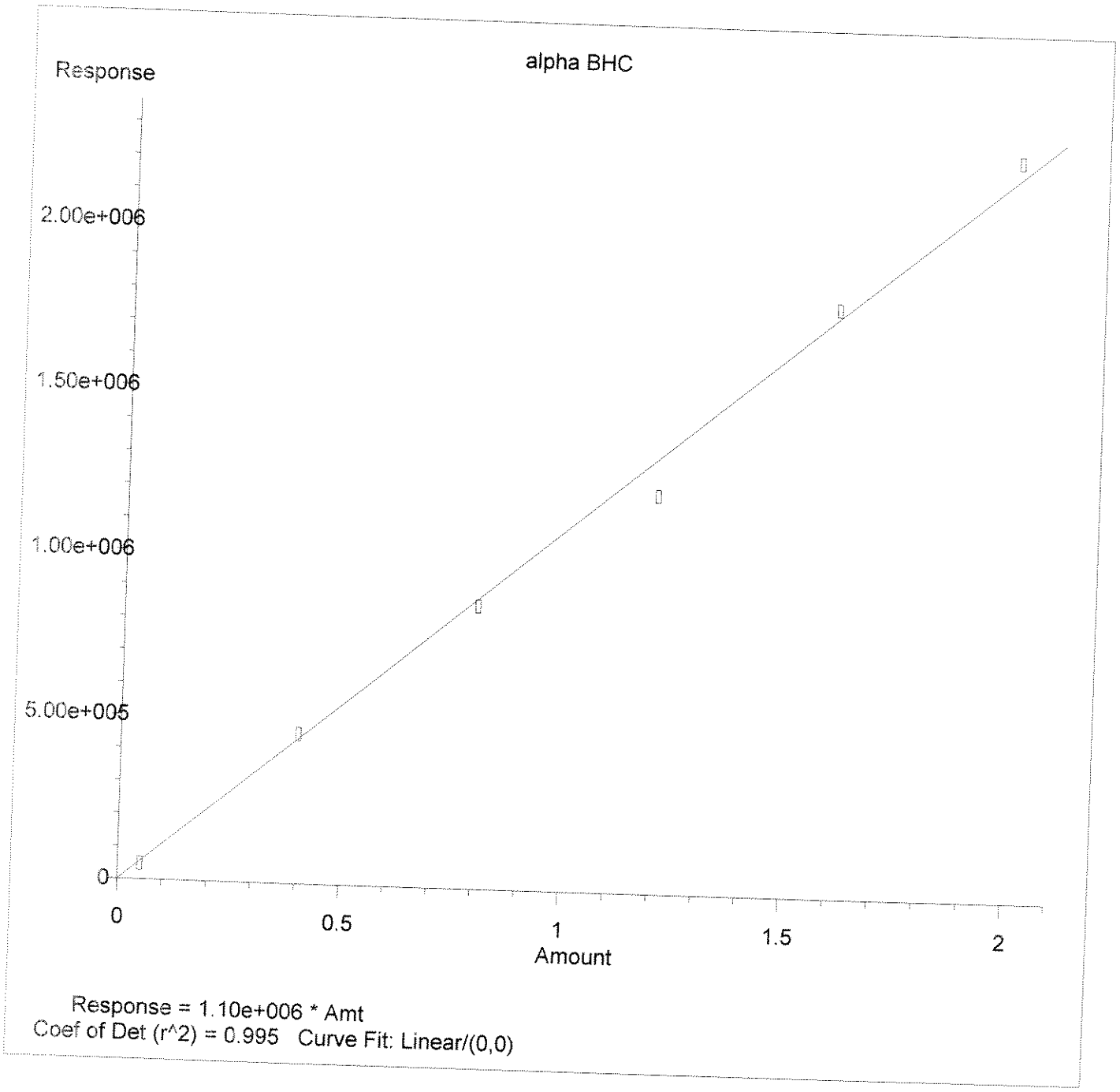

Method Name: C:\SVGC2METH\RMPN0309.M
Calibration Table Last Updated: Wed Mar 11 11:10:38 2009

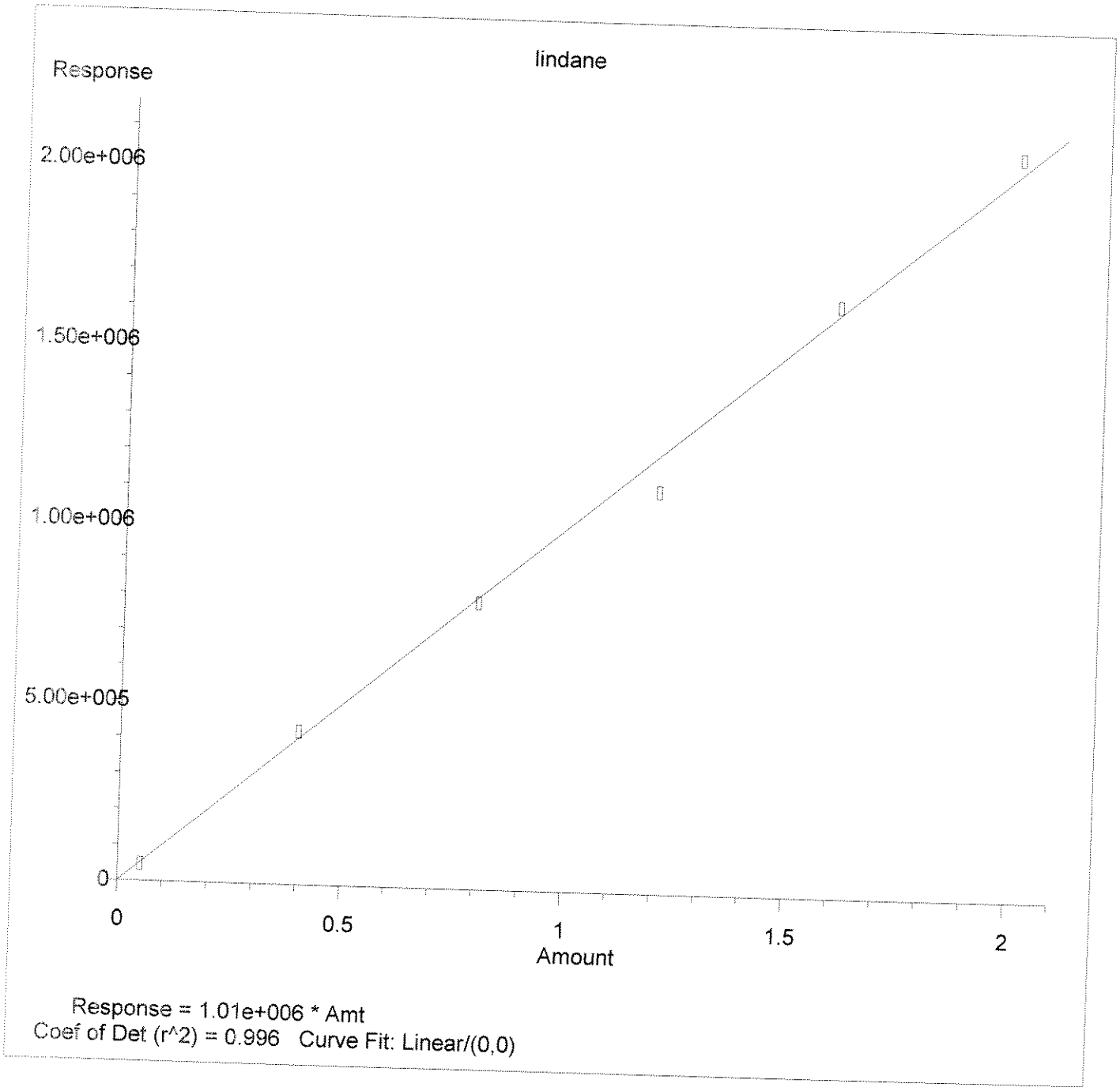

Method Name: C:\SVGC2METH\RMPN0309.M
Calibration Table Last Updated: Wed Mar 11 11:10:38 2009

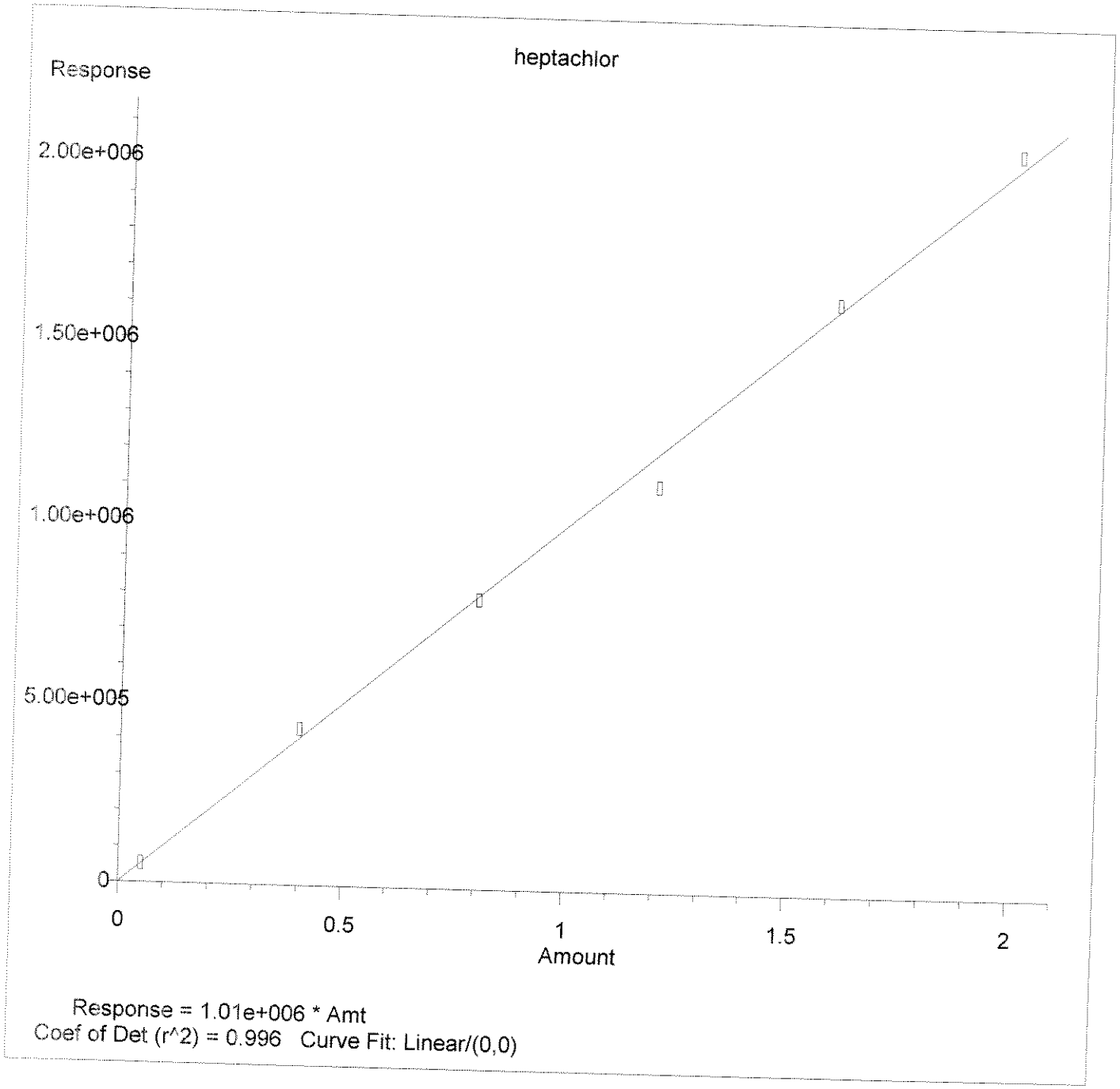

Method Name: C:\SVGC2METH\RMPN0309.M
Calibration Table Last Updated: Wed Mar 11 11:10:38 2009

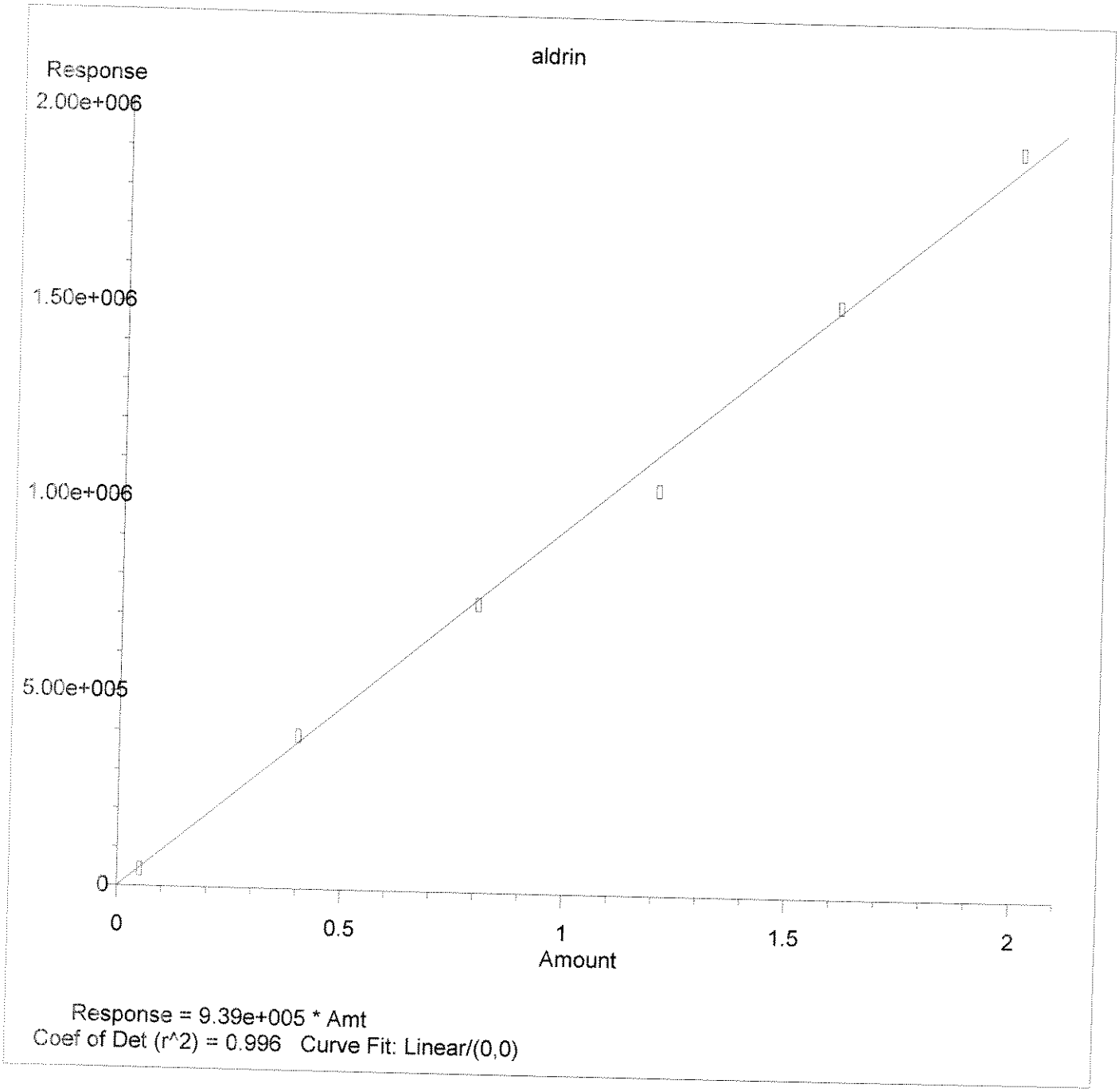

Method Name: C:\SVGC2METH\RMPN0309.M
Calibration Table Last Updated: Wed Mar 11 11:10:38 2009

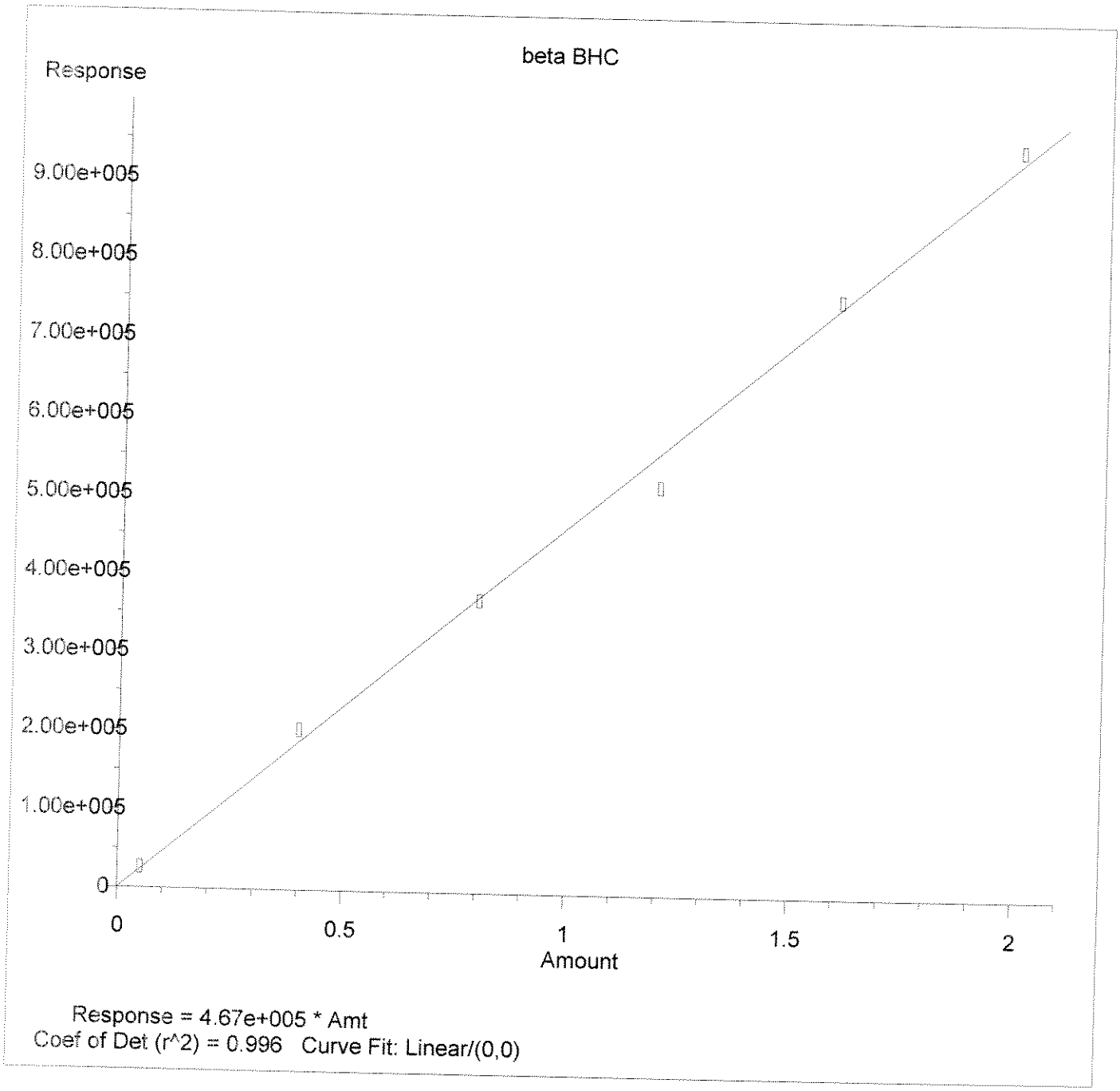

Method Name: C:\SVGC2METH\RMPN0309.M
Calibration Table Last Updated: Wed Mar 11 11:10:38 2009

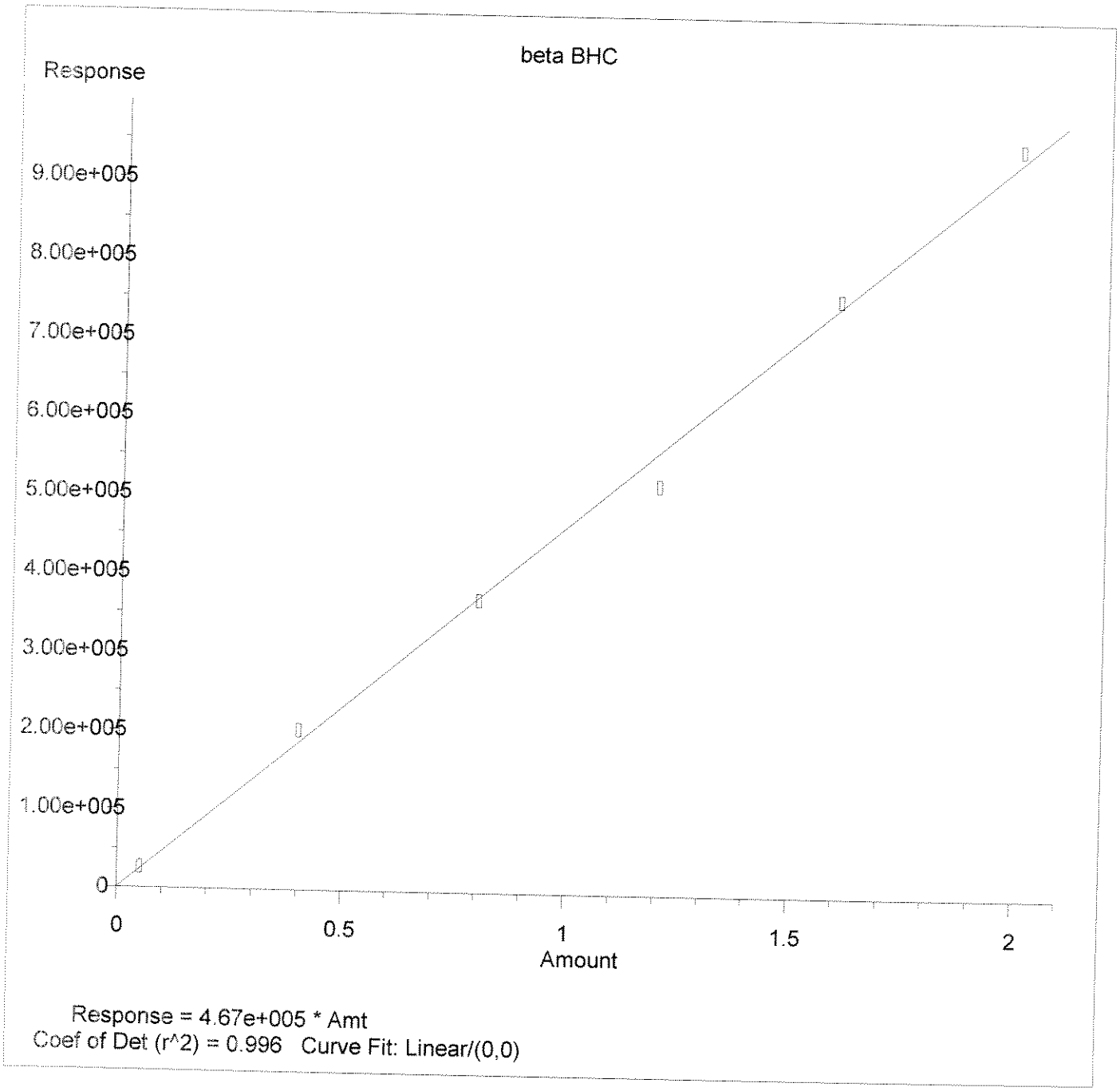

Method Name: C:\SVGC2METH\RMPN0309.M
Calibration Table Last Updated: Wed Mar 11 11:10:38 2009

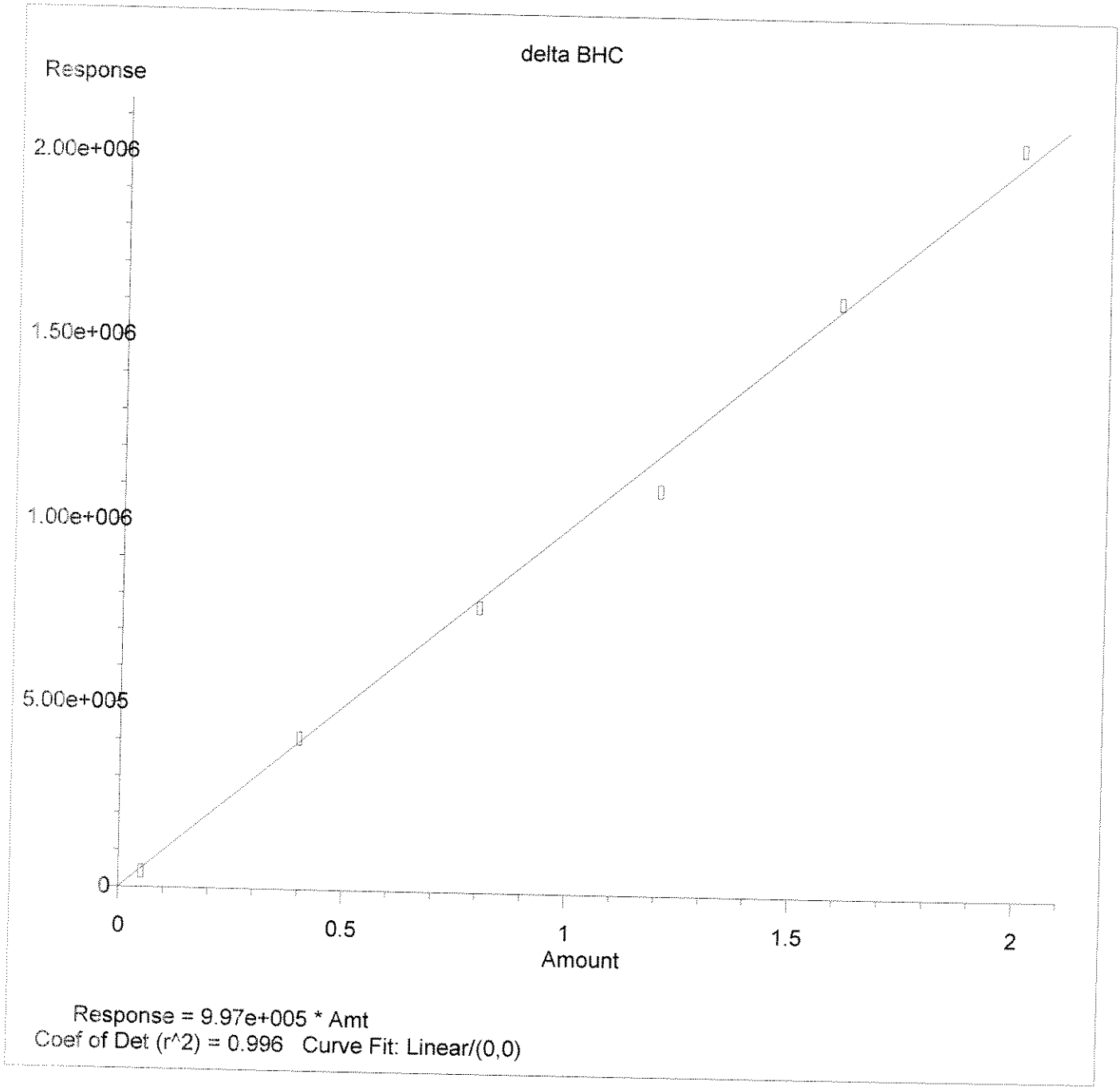

Method Name: C:\SVGC2METH\RMPN0309.M
Calibration Table Last Updated: Wed Mar 11 11:10:38 2009

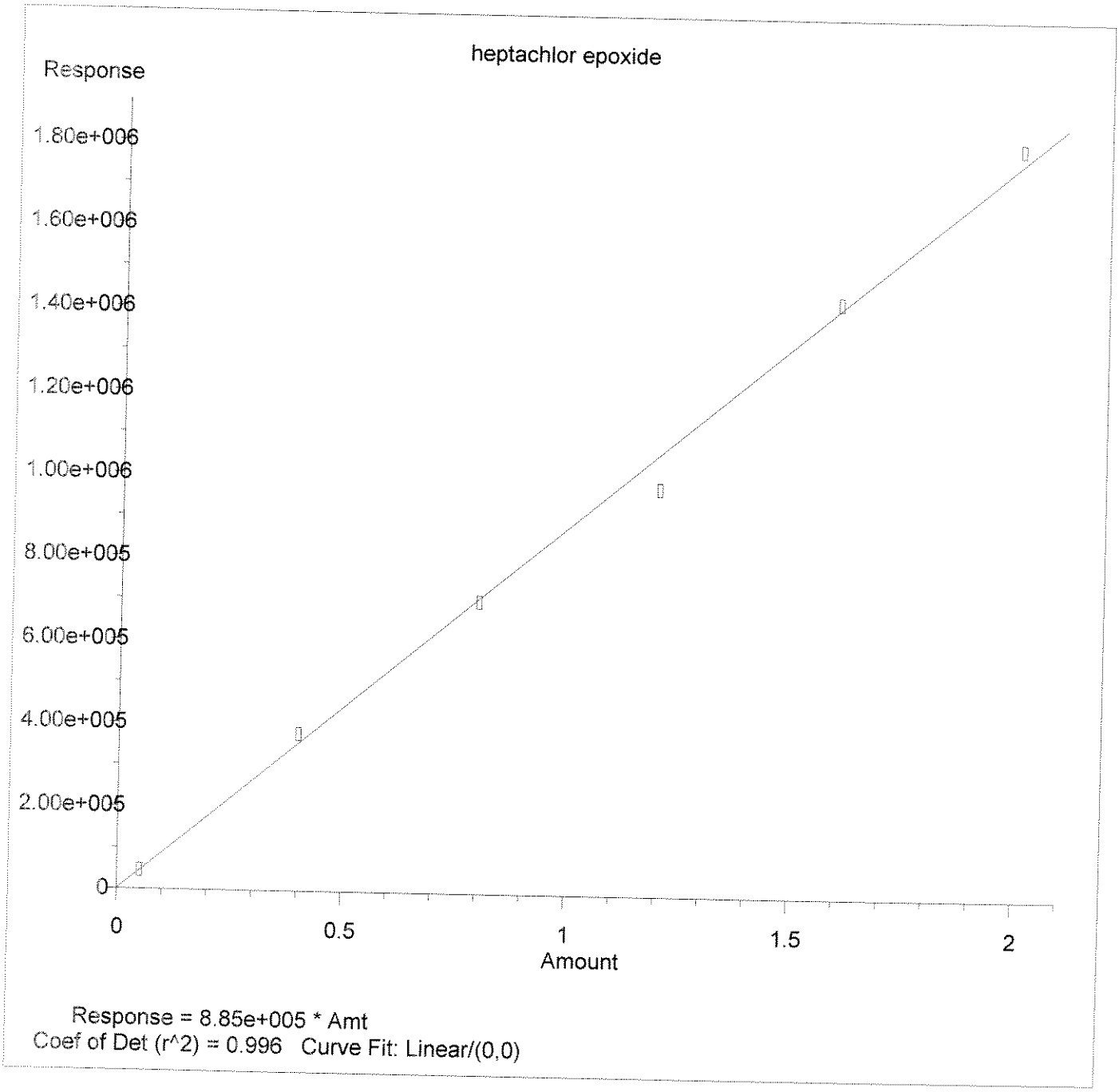

Method Name: C:\SVGC2METH\RMPN0309.M
Calibration Table Last Updated: Wed Mar 11 11:10:38 2009

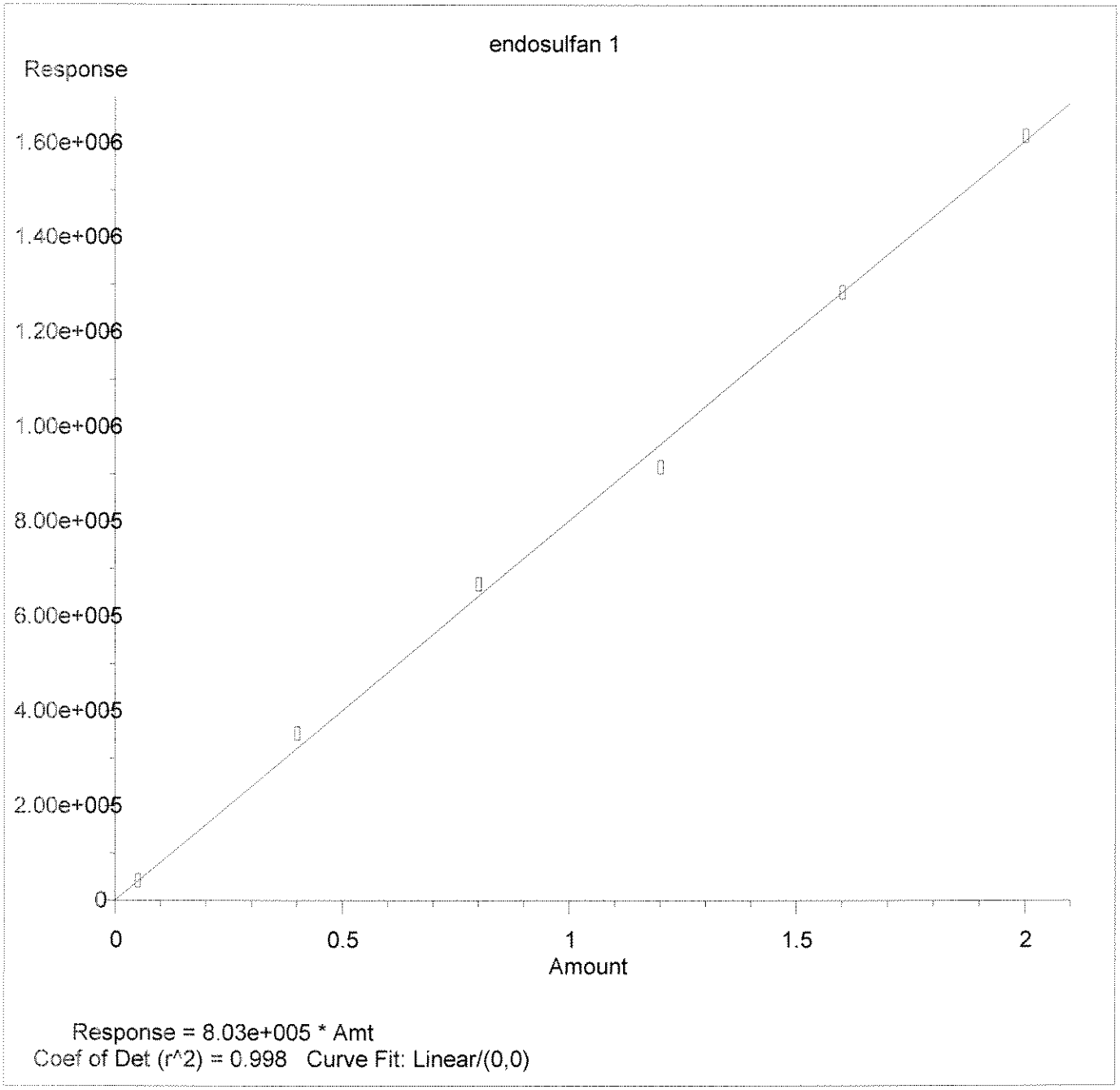

Method Name: C:\SVGC2METH\RMPN0309.M
Calibration Table Last Updated: Wed Mar 11 11:10:38 2009

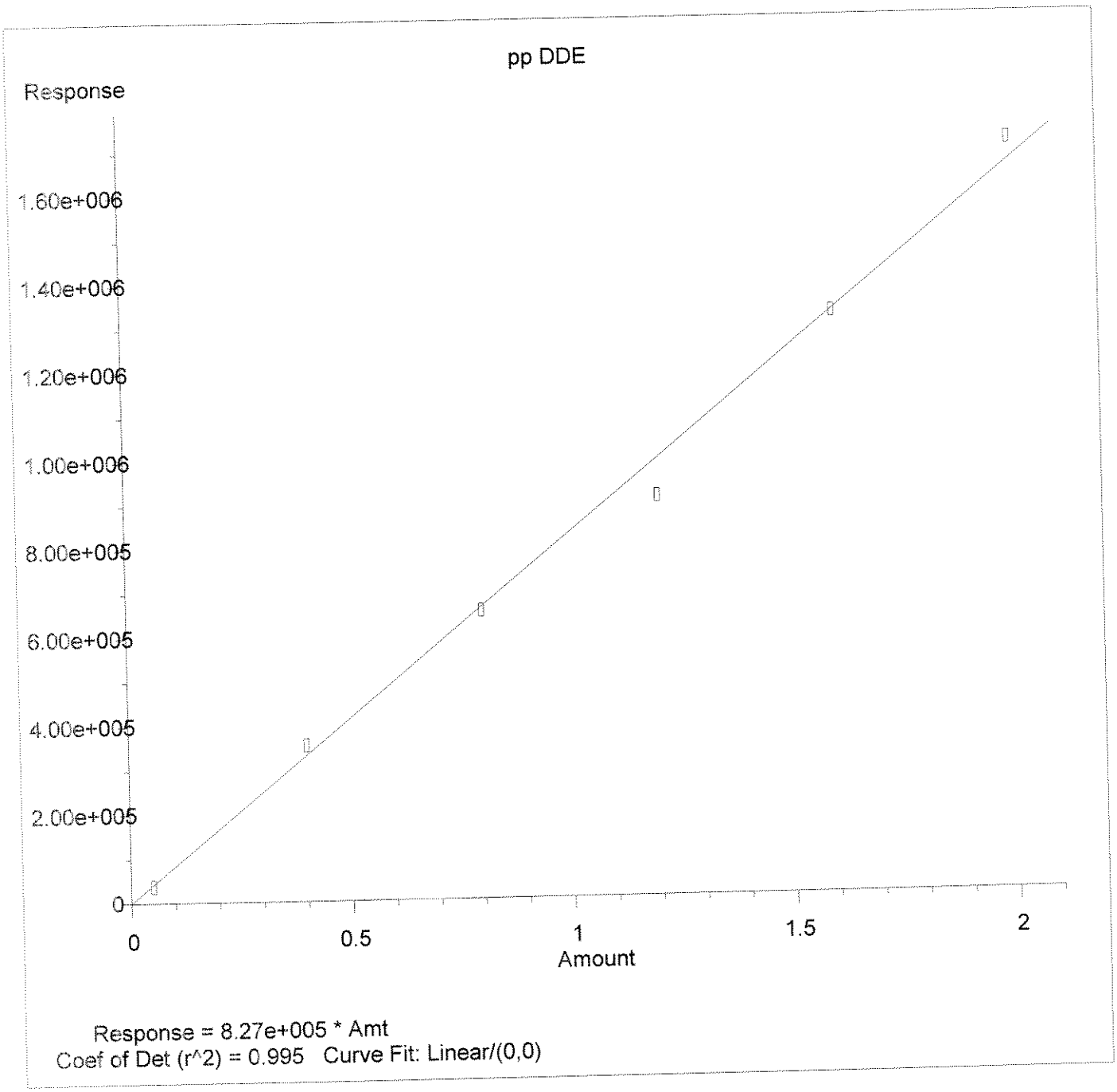

Method Name: C:\SVGC2METH\RMPN0309.M
Calibration Table Last Updated: Wed Mar 11 11:10:38 2009

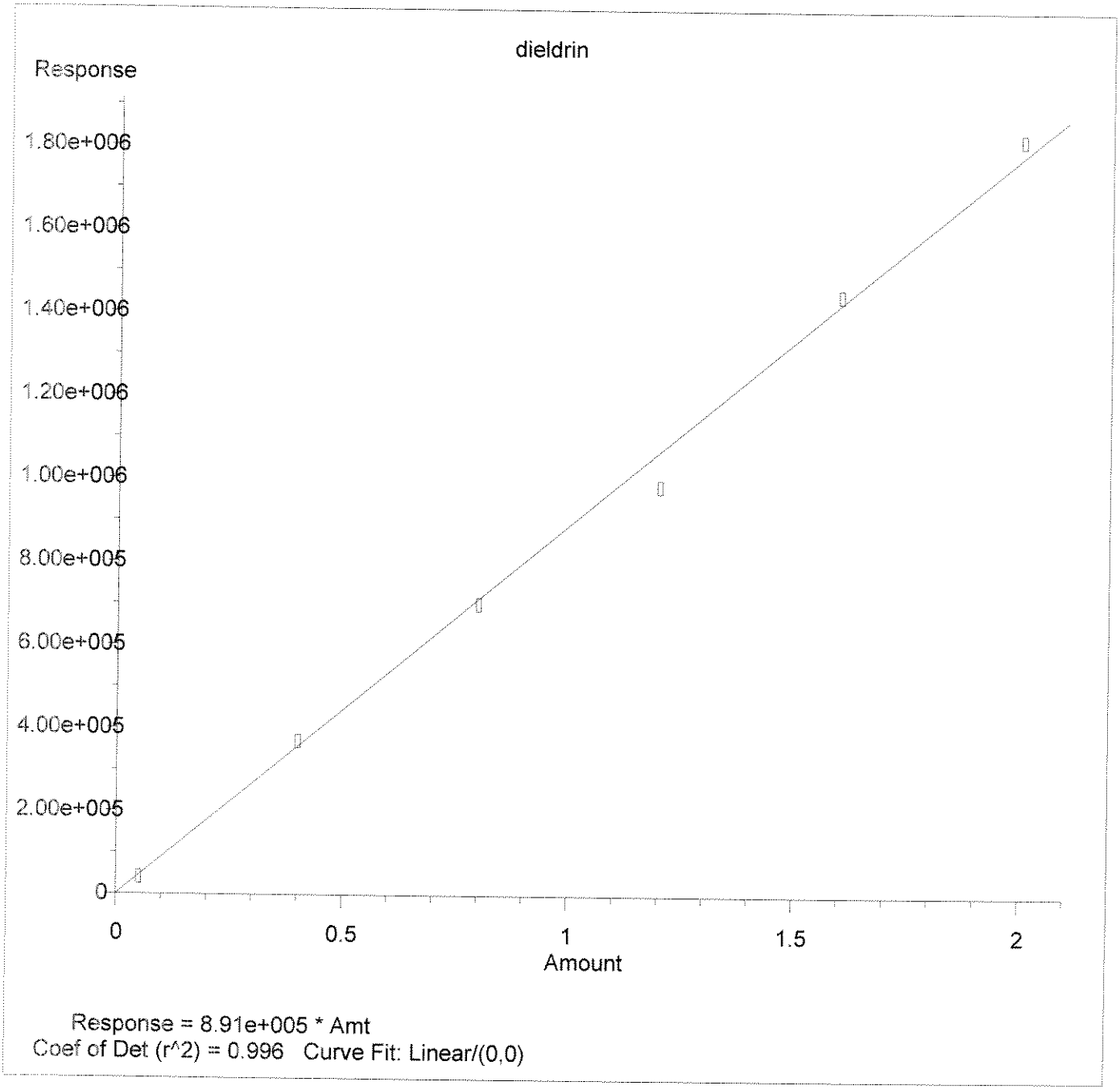

Method Name: C:\SVGC2METH\RMPN0309.M
Calibration Table Last Updated: Wed Mar 11 11:10:38 2009

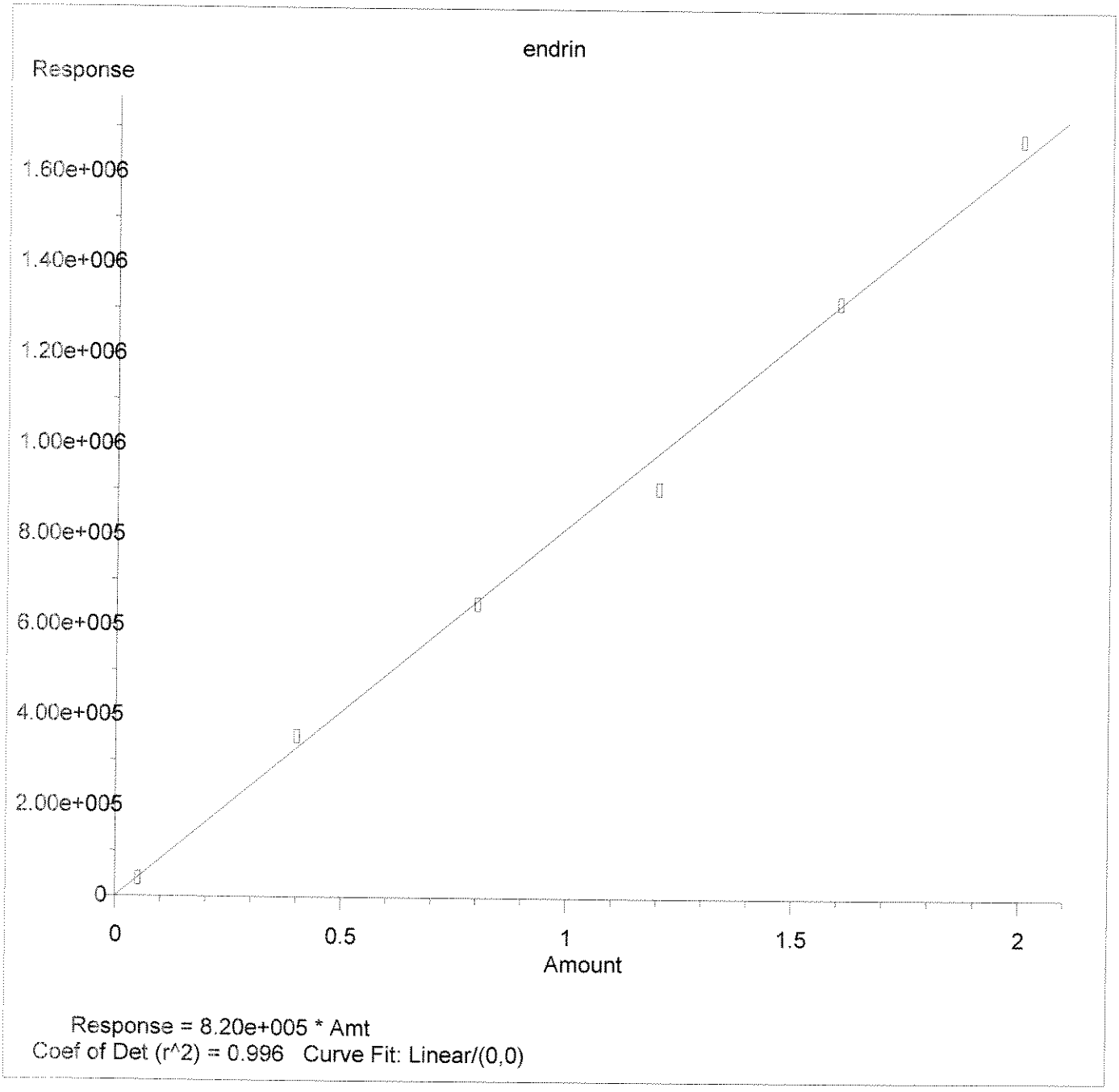

Method Name: C:\SVGC2METH\RMPN0309.M
Calibration Table Last Updated: Wed Mar 11 11:10:38 2009

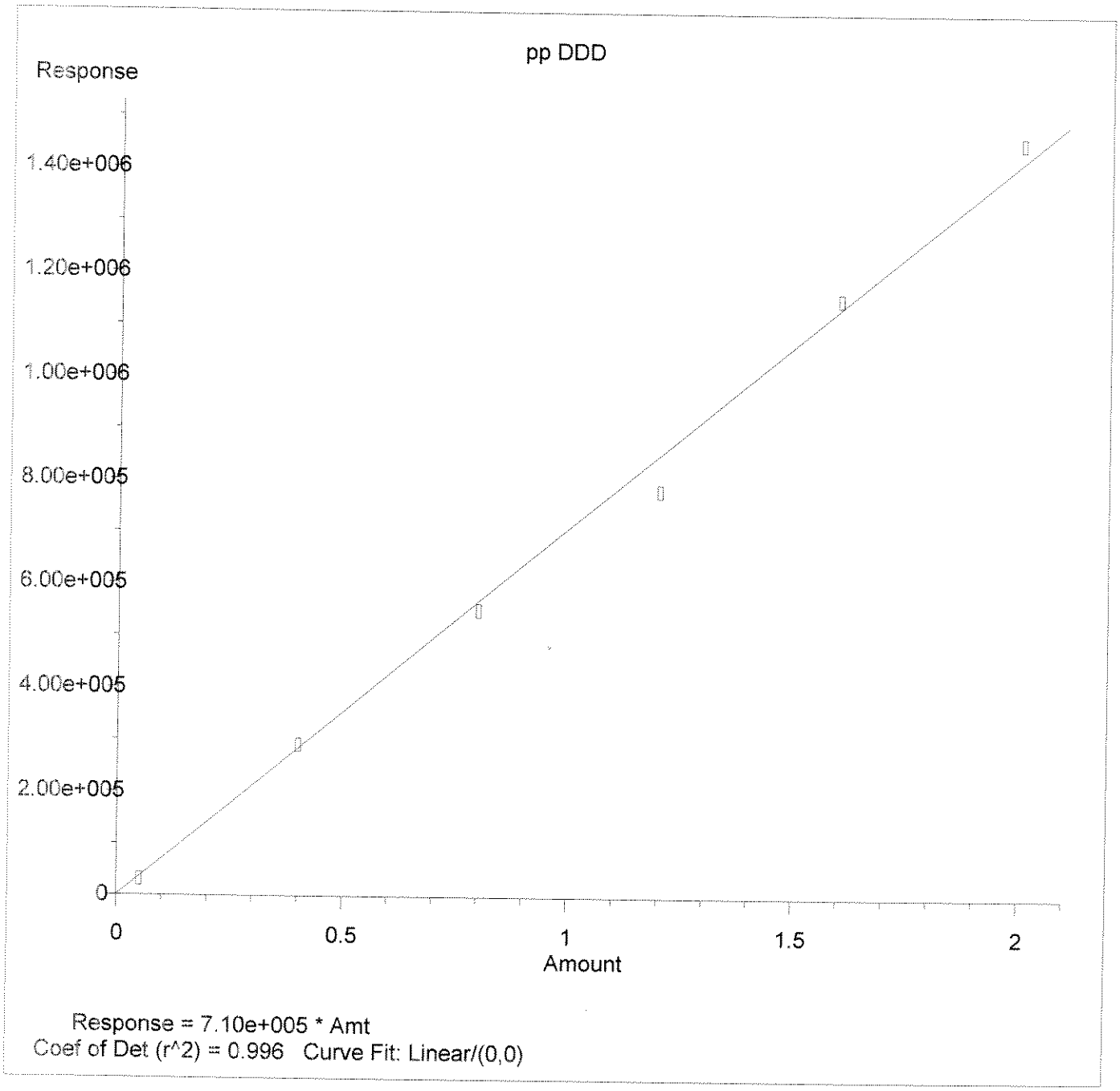

Method Name: C:\SVGC2METH\RMPN0309.M
Calibration Table Last Updated: Wed Mar 11 11:10:38 2009

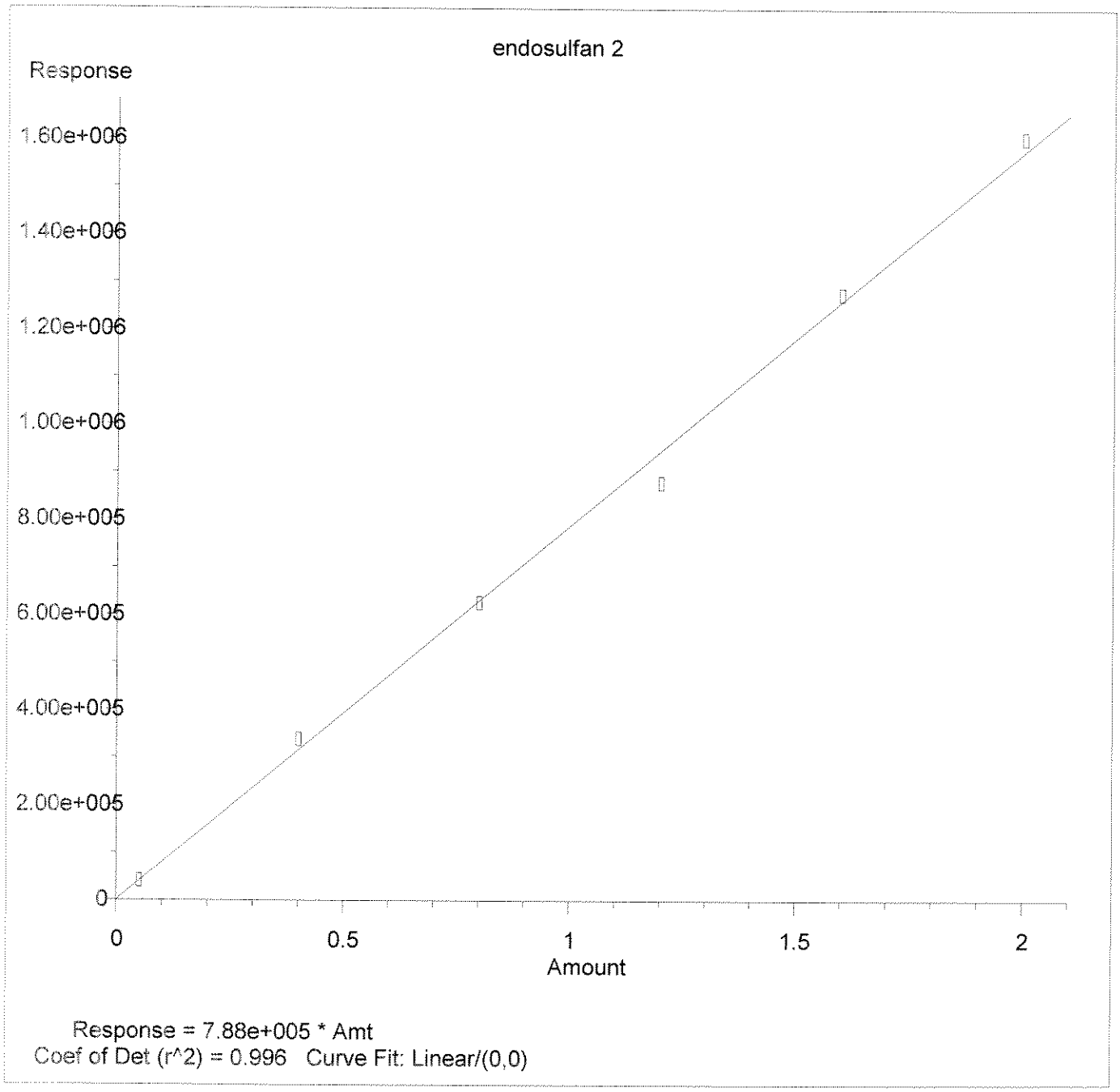

Method Name: C:\SVGC2METH\RMPN0309.M
Calibration Table Last Updated: Wed Mar 11 11:10:38 2009

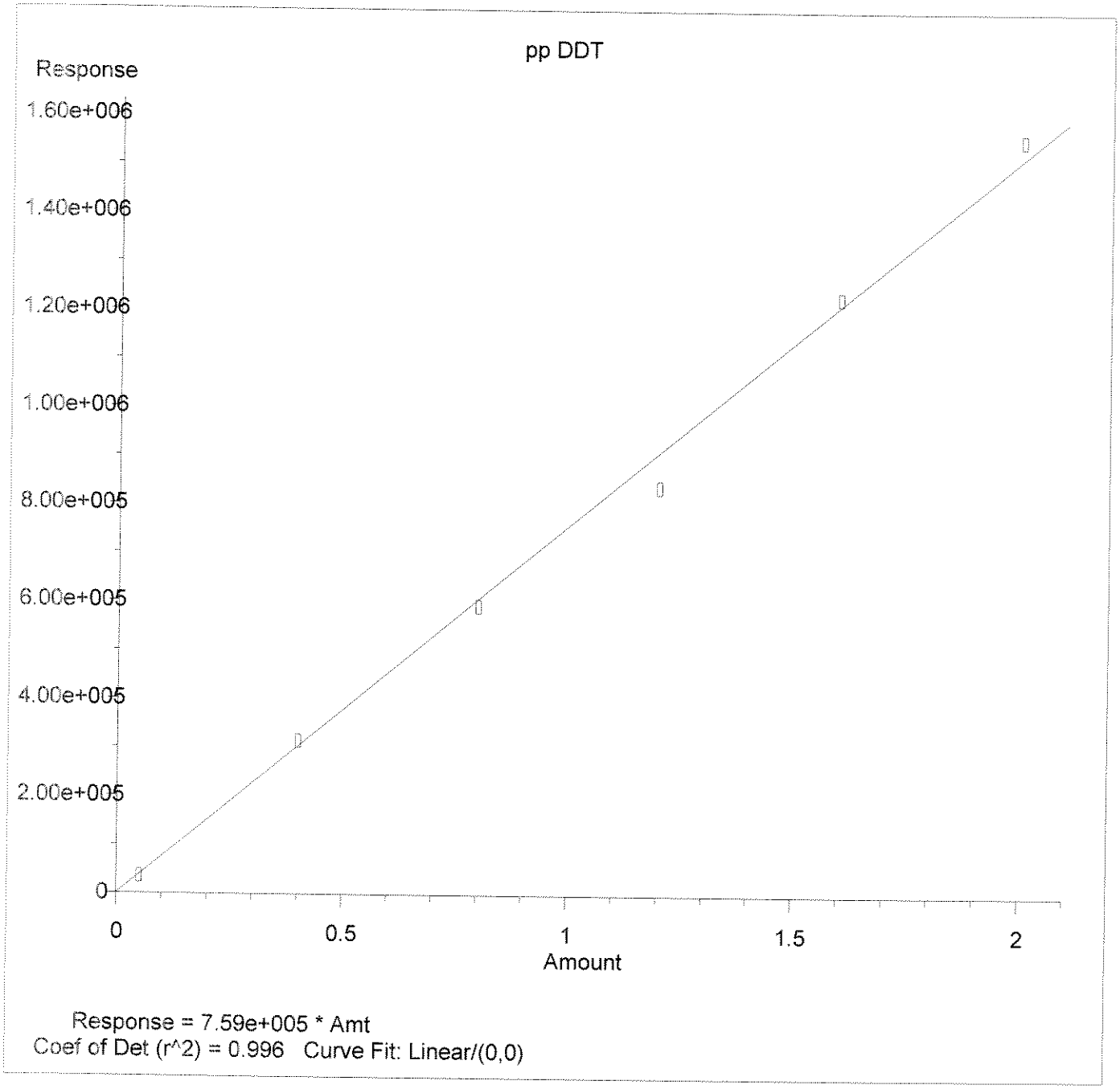

Method Name: C:\SVGC2METH\RMPN0309.M
Calibration Table Last Updated: Wed Mar 11 11:10:38 2009

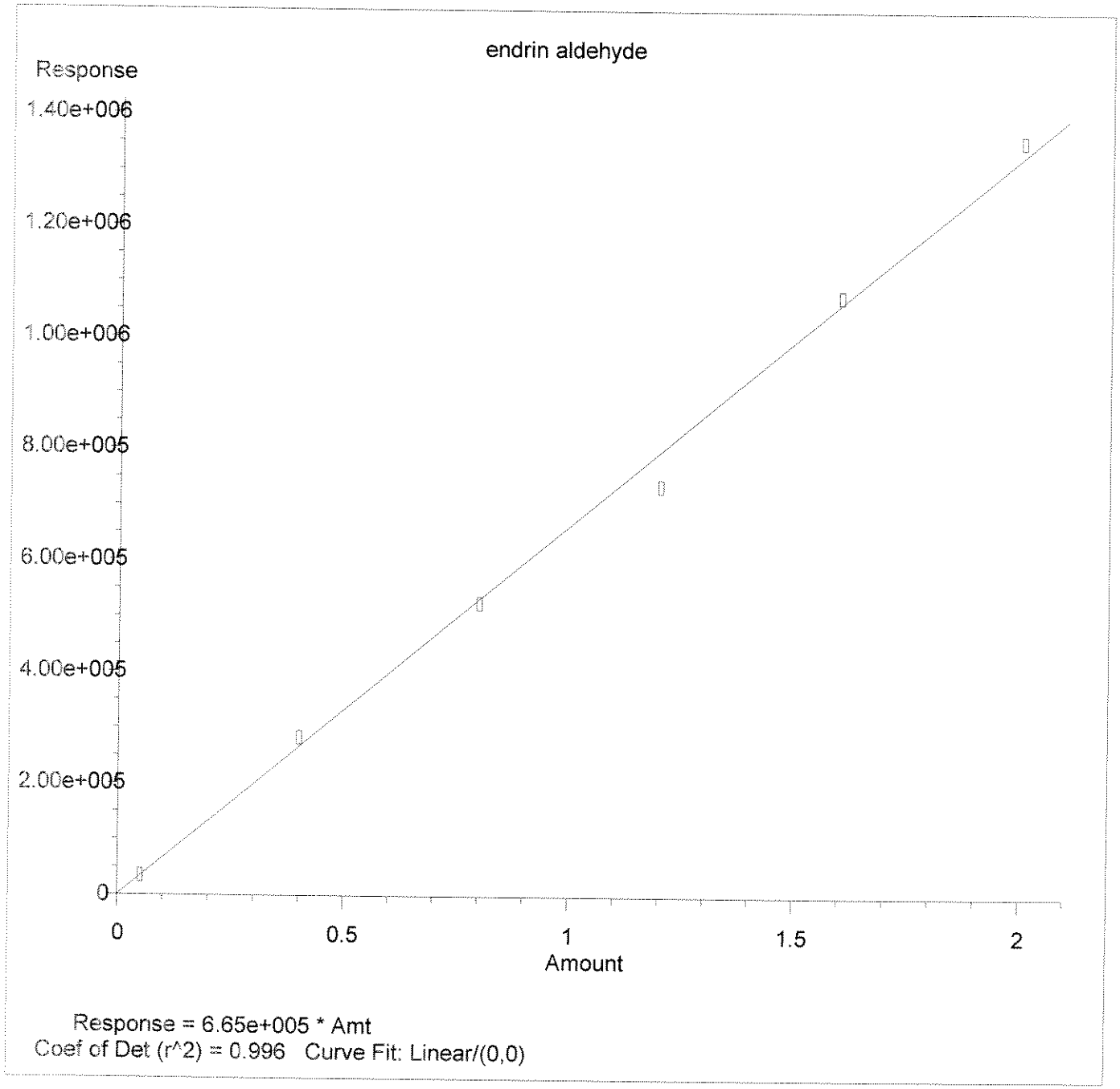

Method Name: C:\SVGC2METH\RMPN0309.M
Calibration Table Last Updated: Wed Mar 11 11:10:38 2009

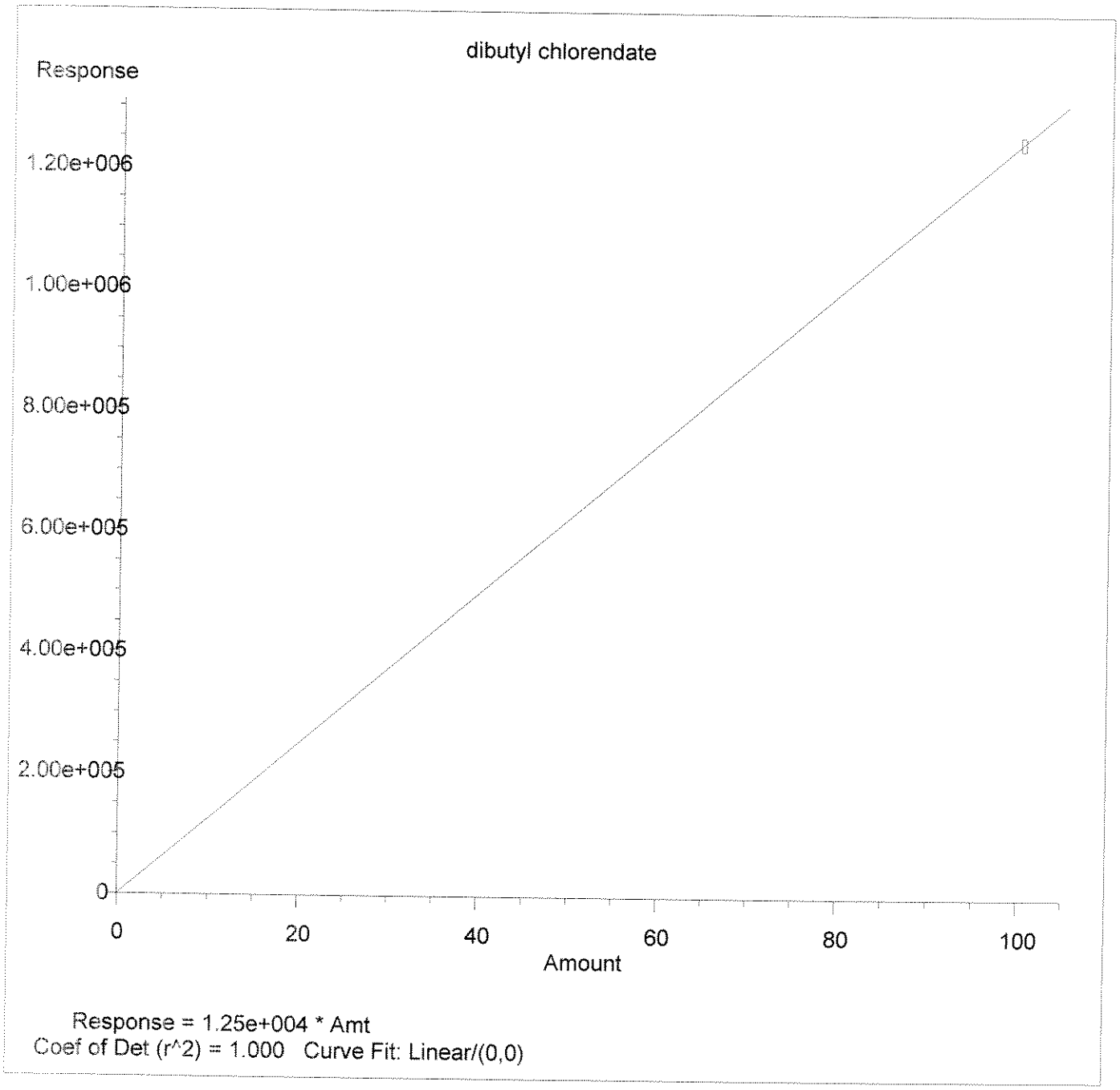

Method Name: C:\SVGC2METH\RMPN0309.M
Calibration Table Last Updated: Wed Mar 11 11:10:38 2009

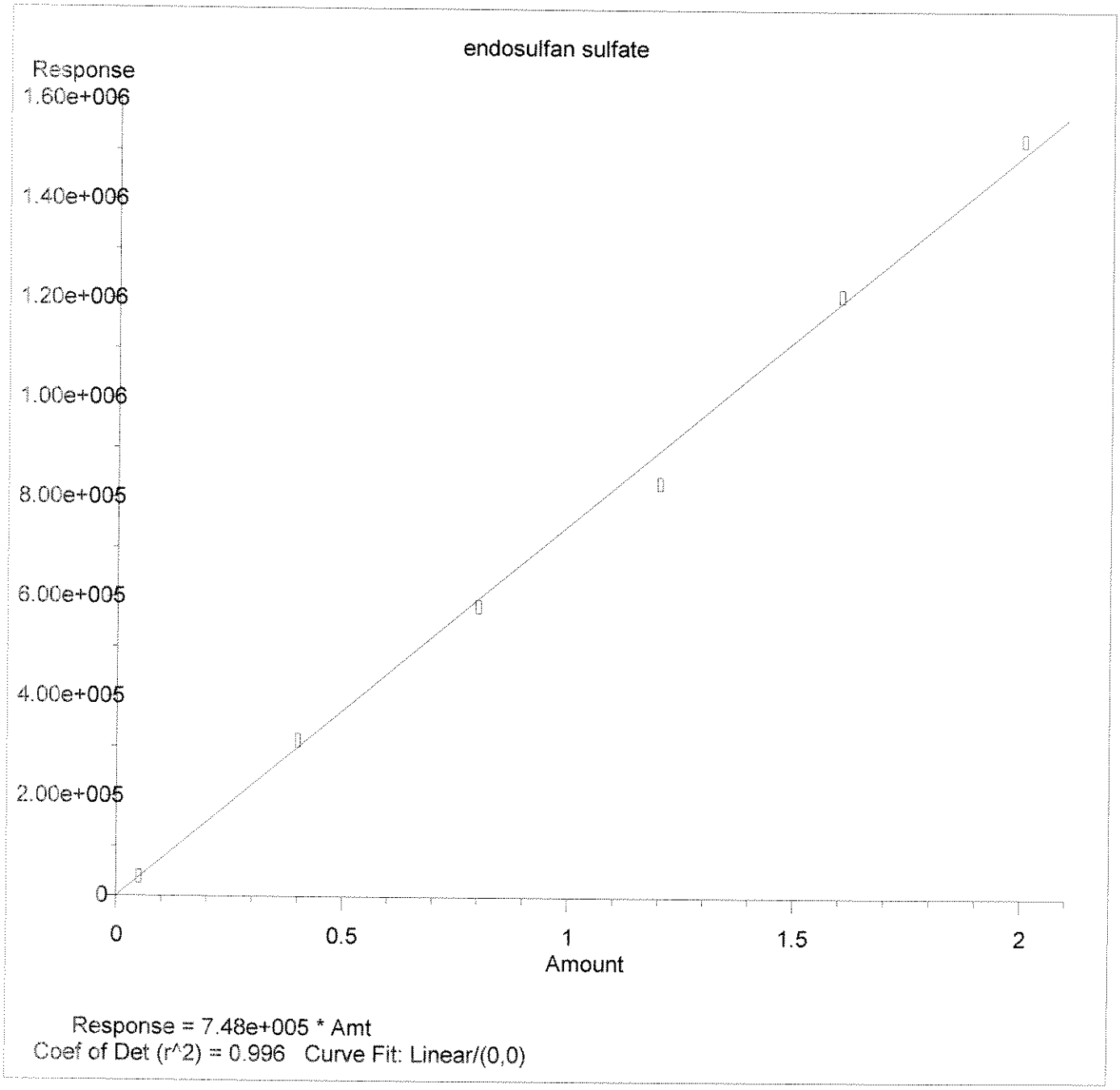

Method Name: C:\SVGC2METH\RMPN0309.M
Calibration Table Last Updated: Wed Mar 11 11:10:38 2009

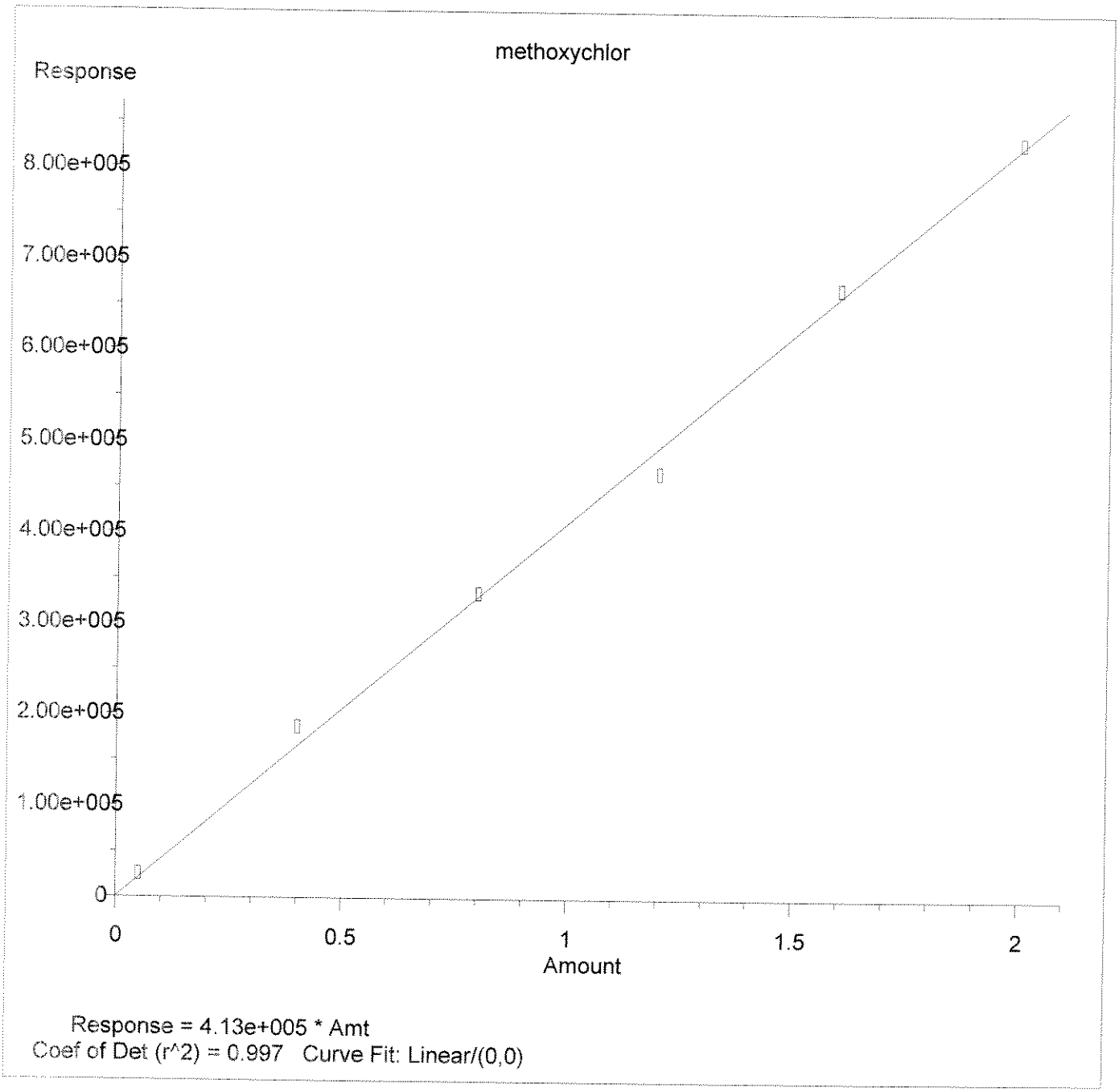

Method Name: C:\SVGC2METH\RMPN0309.M
Calibration Table Last Updated: Wed Mar 11 11:10:38 2009

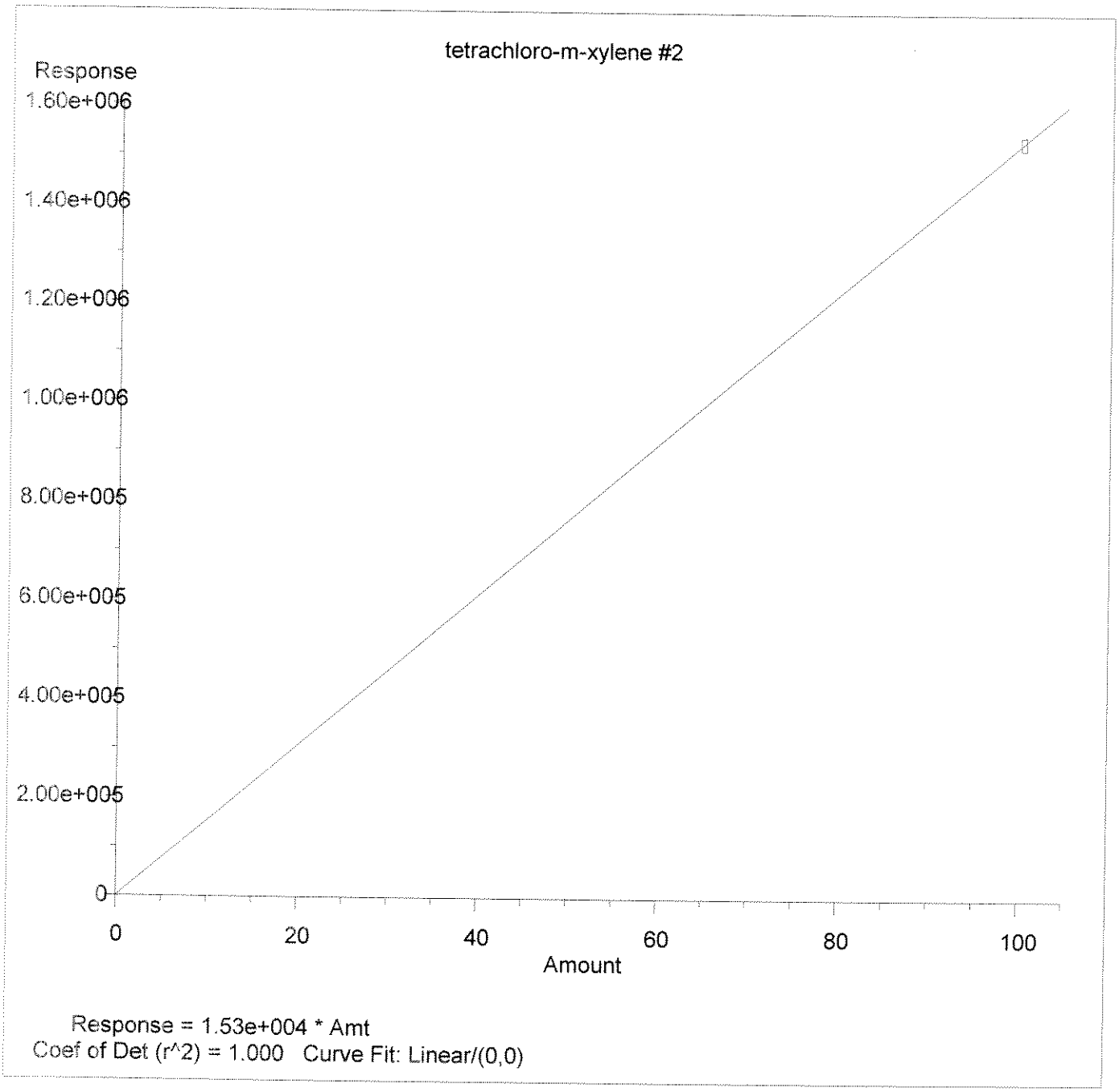

Method Name: C:\SVGC2METH\RMPN0309.M
Calibration Table Last Updated: Wed Mar 11 11:10:38 2009

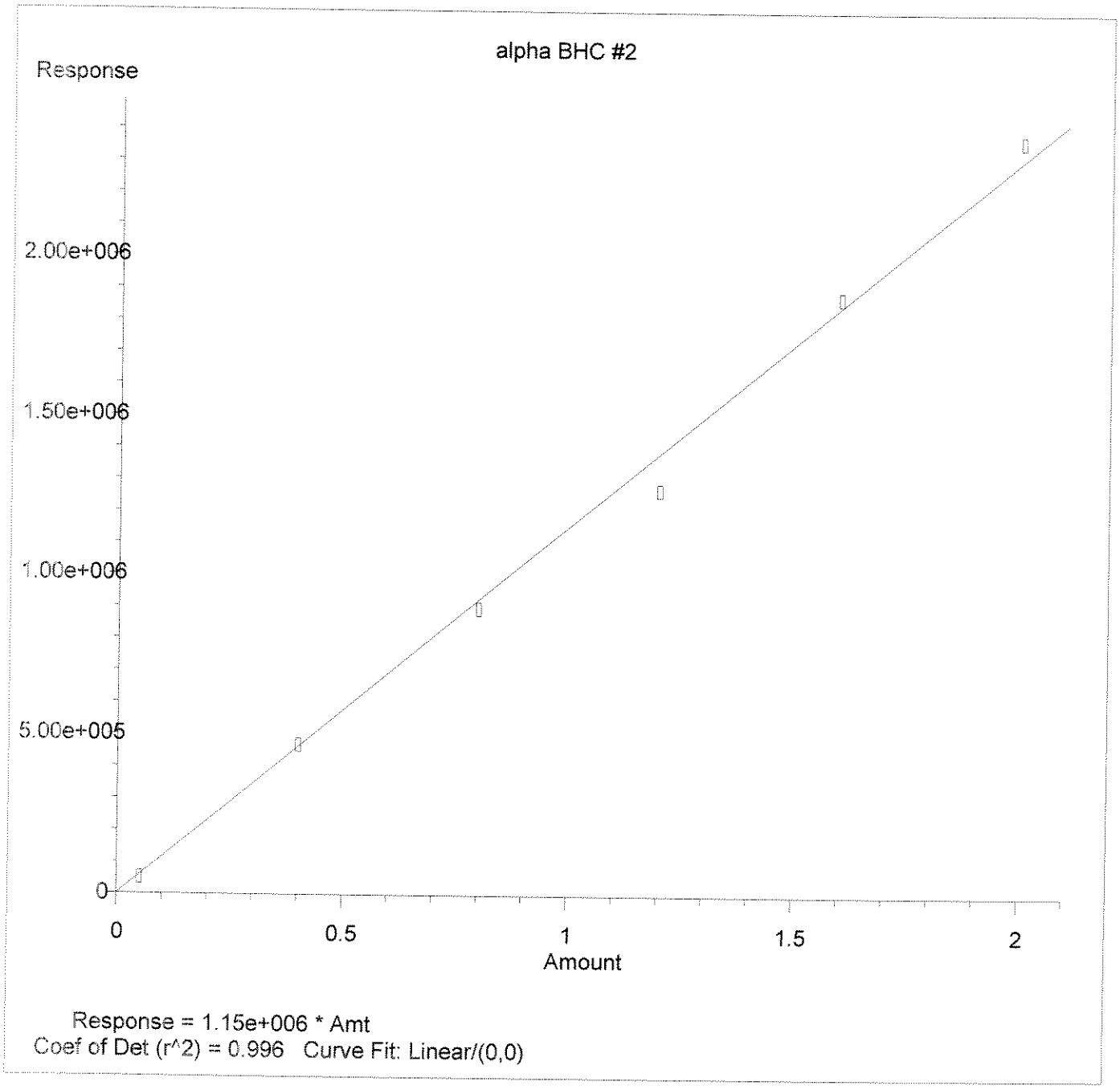

Method Name: C:\SVGC2METH\RMPN0309.M
Calibration Table Last Updated: Wed Mar 11 11:10:38 2009

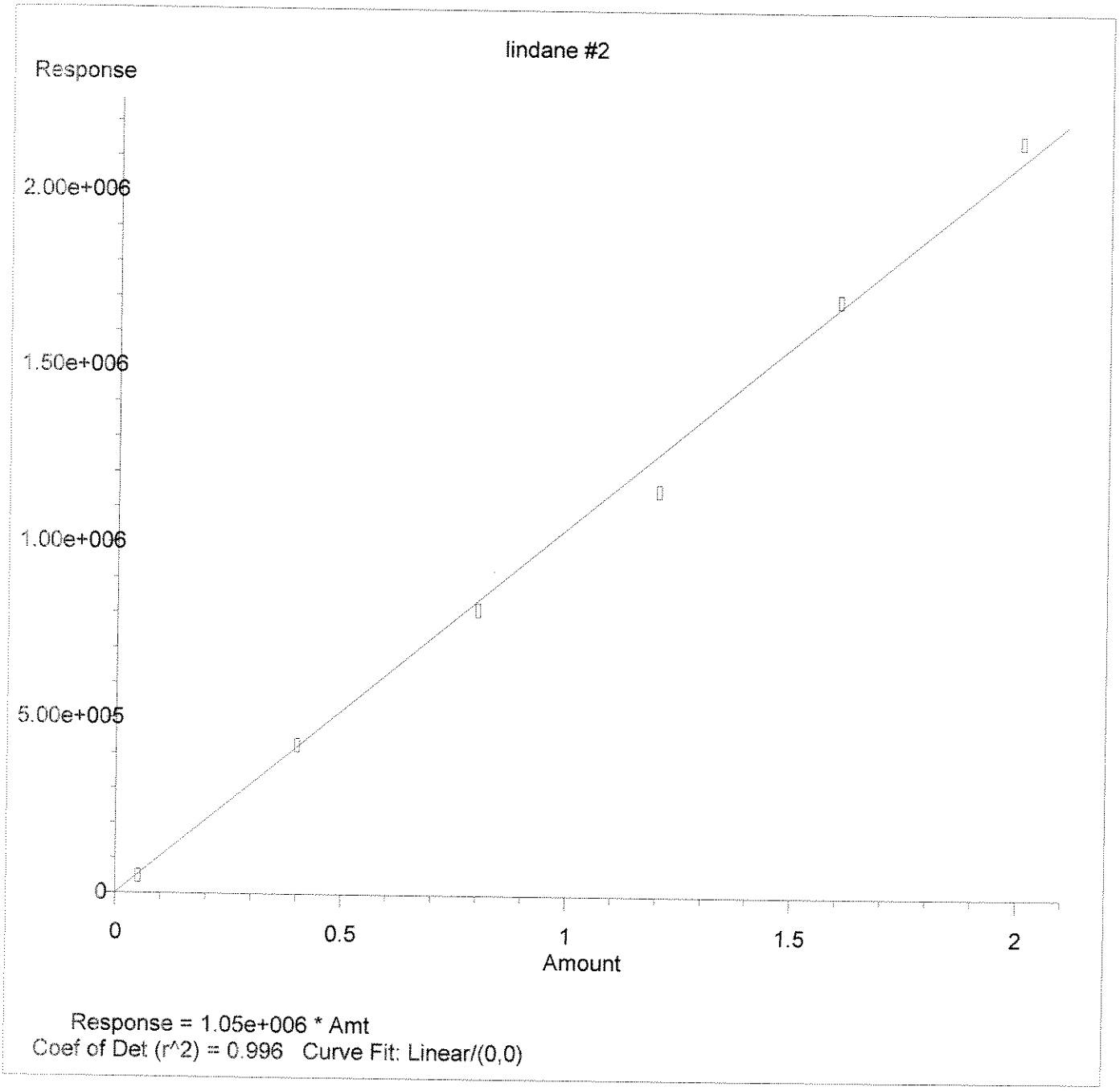

Method Name: C:\SVGC2METH\RMPN0309.M
Calibration Table Last Updated: Wed Mar 11 11:10:38 2009

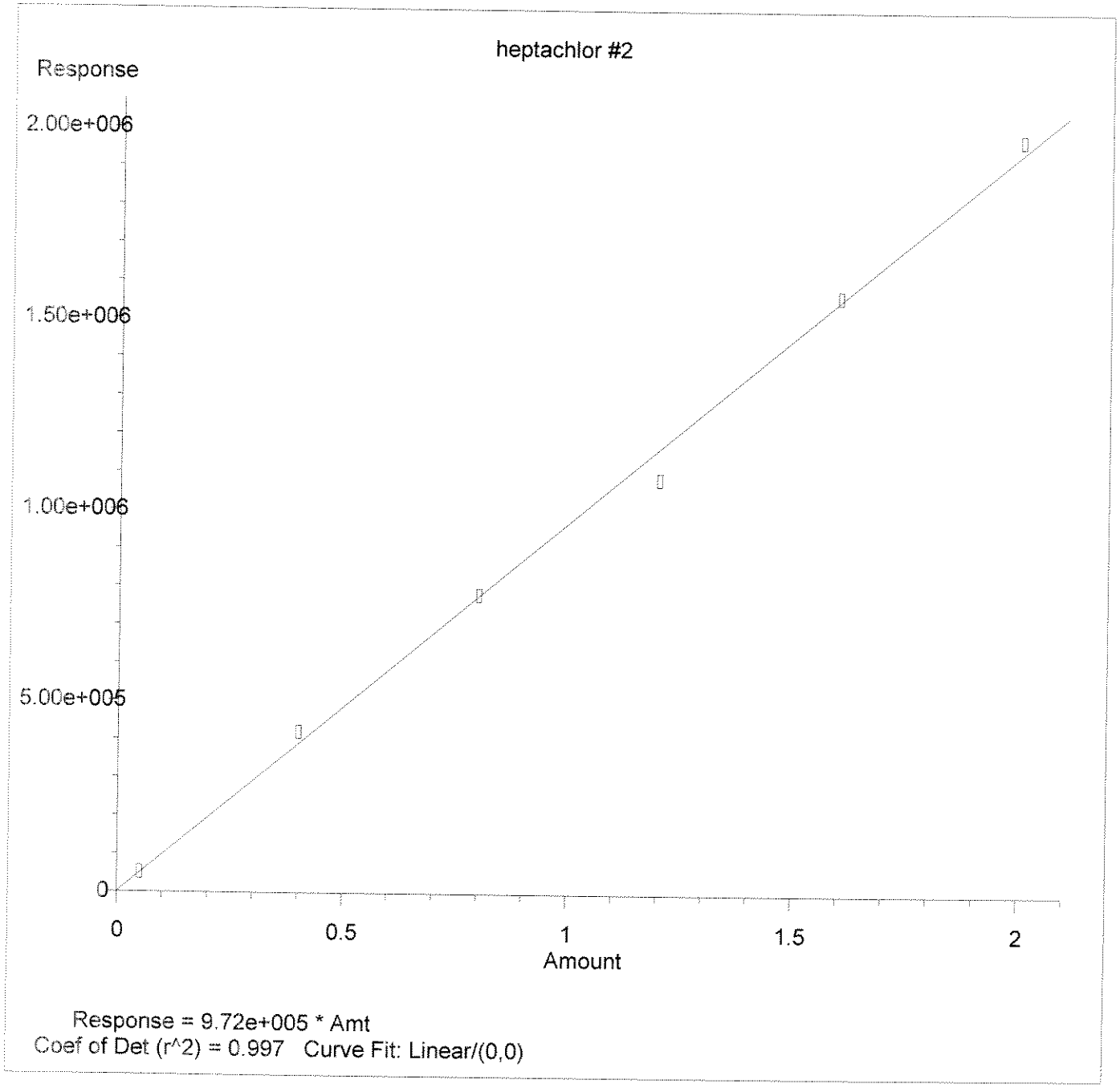

Method Name: C:\SVGC2METH\RMPN0309.M
Calibration Table Last Updated: Wed Mar 11 11:10:38 2009

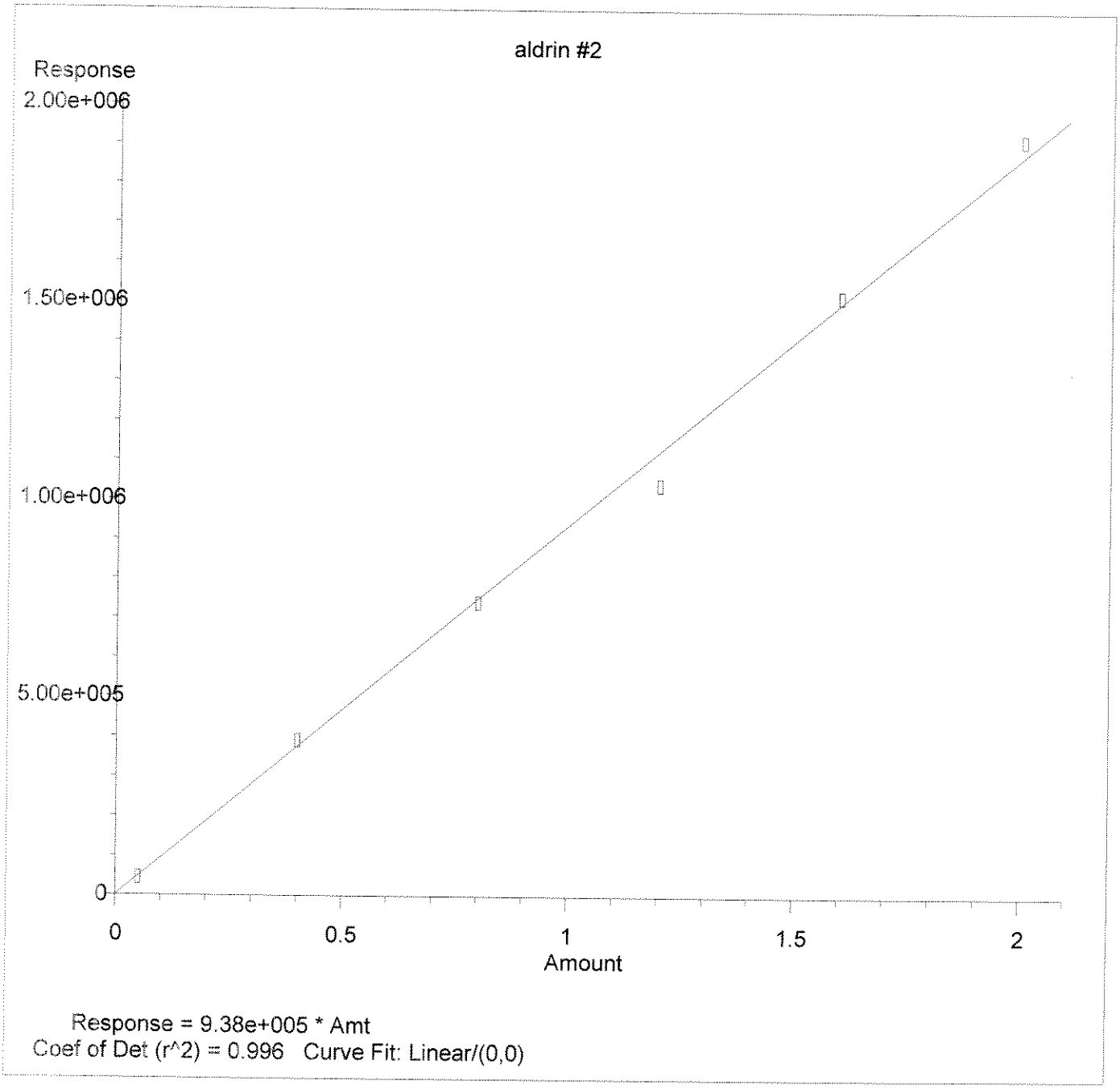

Method Name: C:\SVGC2METH\RMPN0309.M
Calibration Table Last Updated: Wed Mar 11 11:10:38 2009

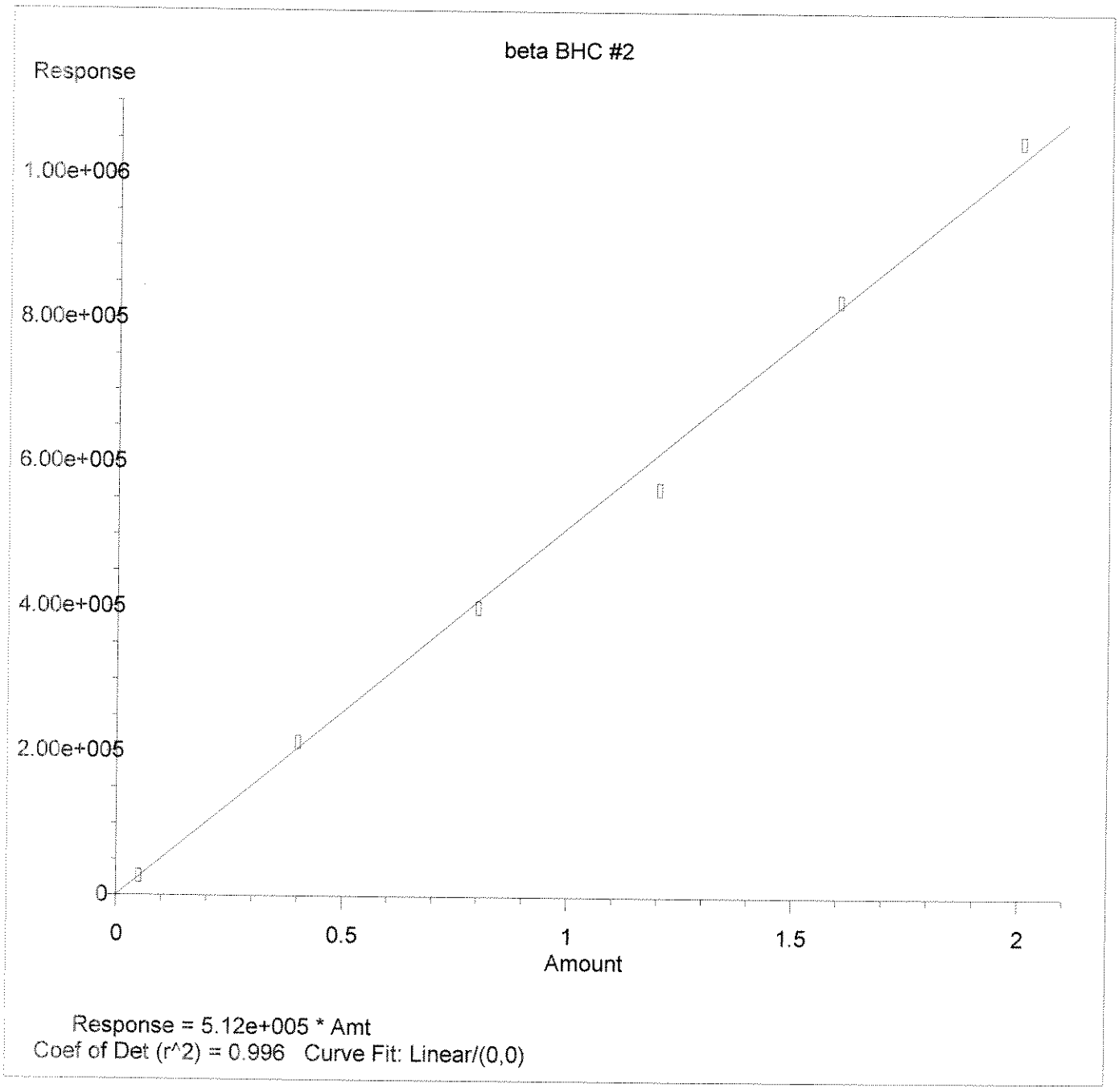

Method Name: C:\SVGC2METH\RMPN0309.M
Calibration Table Last Updated: Wed Mar 11 11:10:38 2009

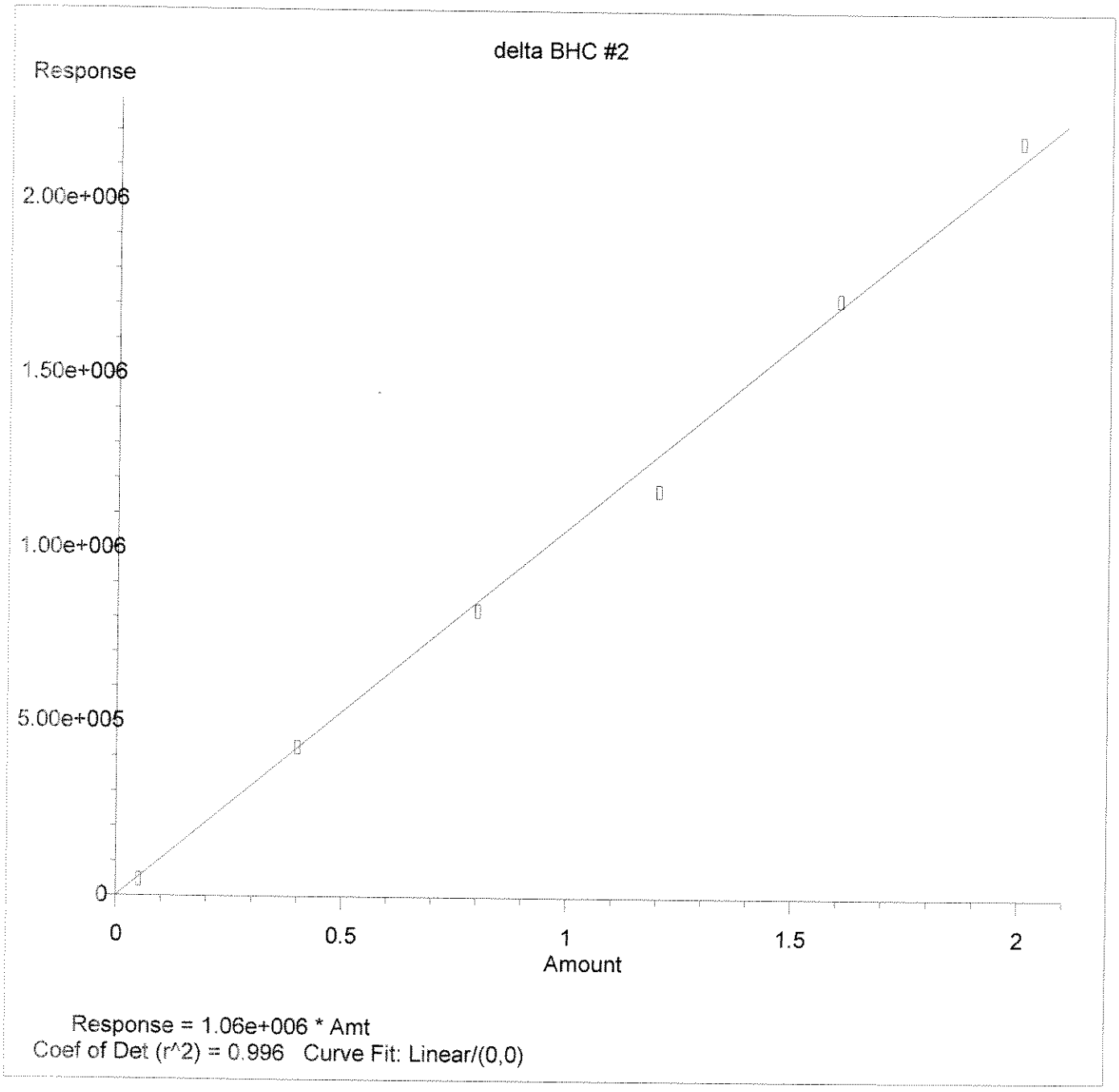

Method Name: C:\SVGC2METH\RMPN0309.M
Calibration Table Last Updated: Wed Mar 11 11:10:38 2009

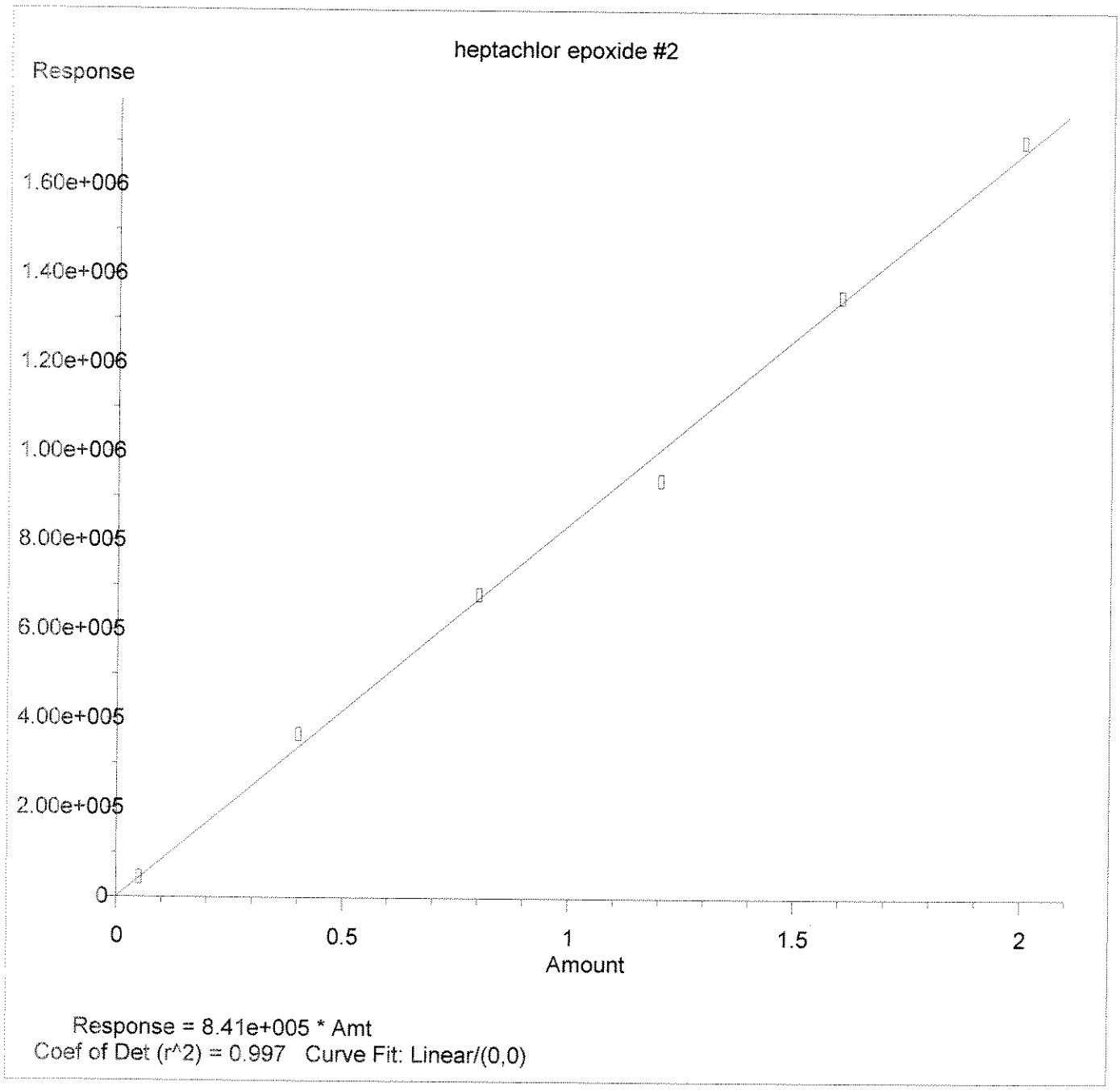

Method Name: C:\SVGC2METH\RMPN0309.M
Calibration Table Last Updated: Wed Mar 11 11:10:38 2009

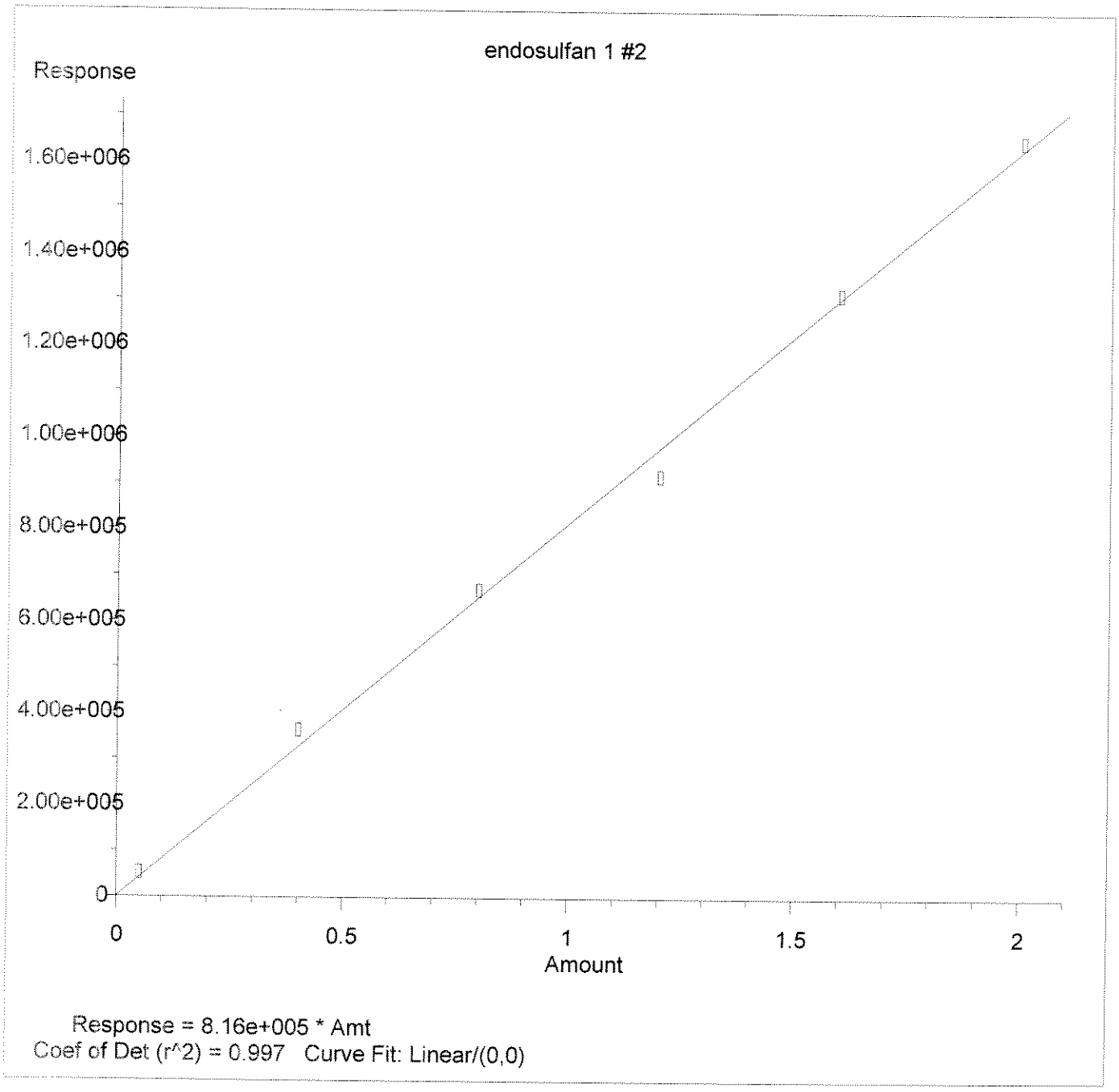

Method Name: C:\SVGC2METH\RMPN0309.M
Calibration Table Last Updated: Wed Mar 11 11:10:38 2009

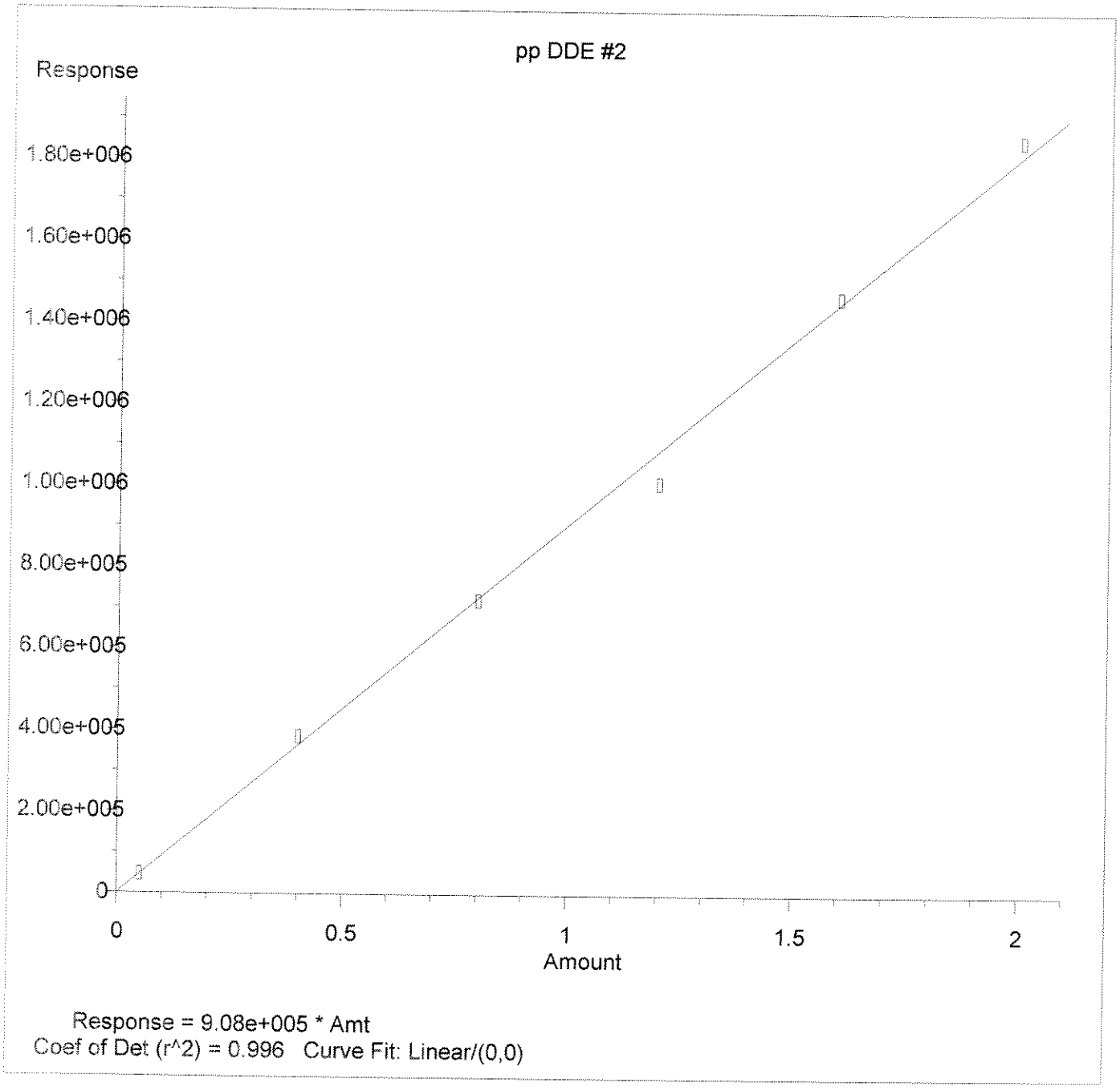

Method Name: C:\SVGC2METH\RMPN0309.M
Calibration Table Last Updated: Wed Mar 11 11:10:38 2009

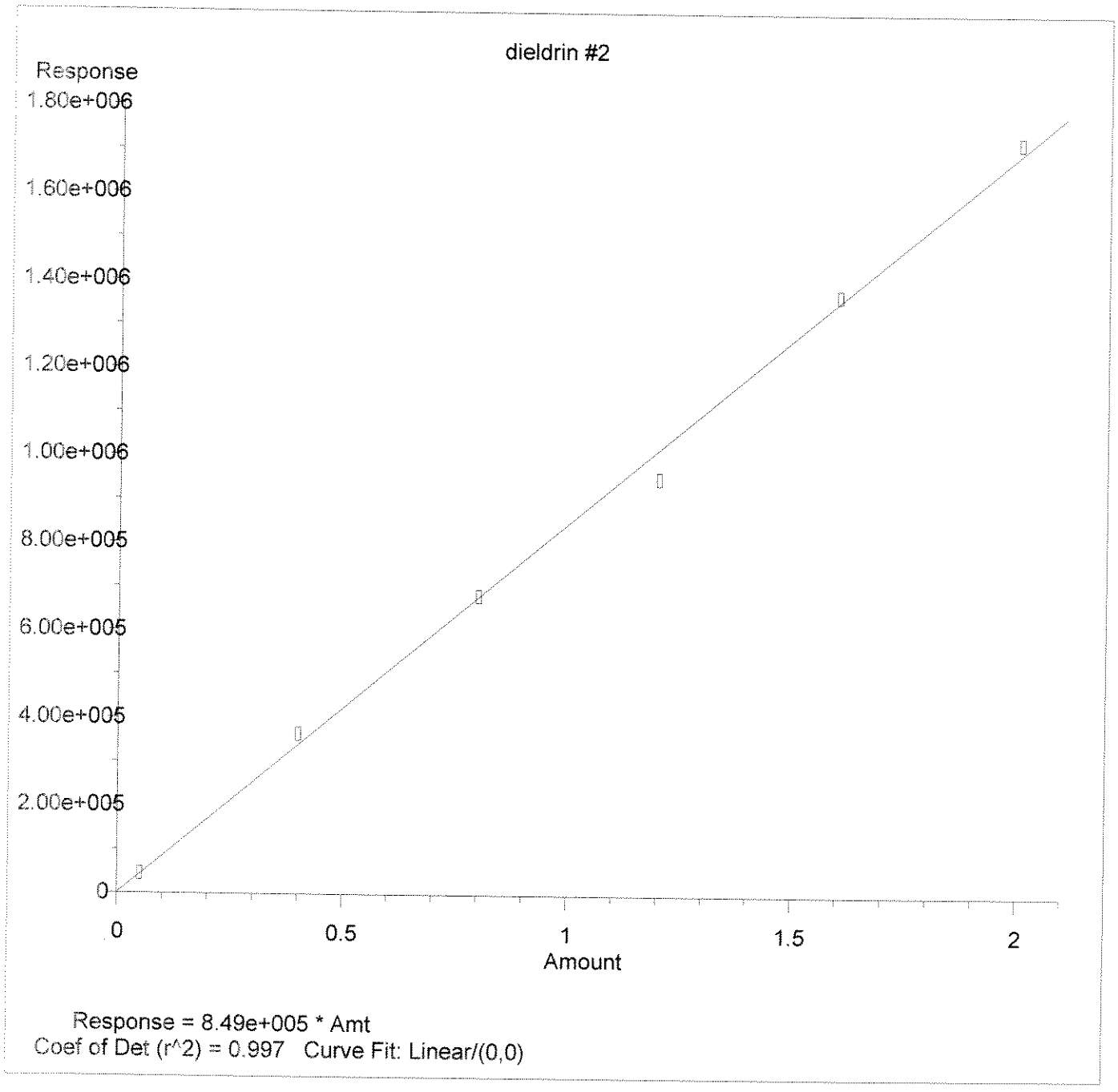

Method Name: C:\SVGC2METH\RMPN0309.M
Calibration Table Last Updated: Wed Mar 11 11:10:38 2009

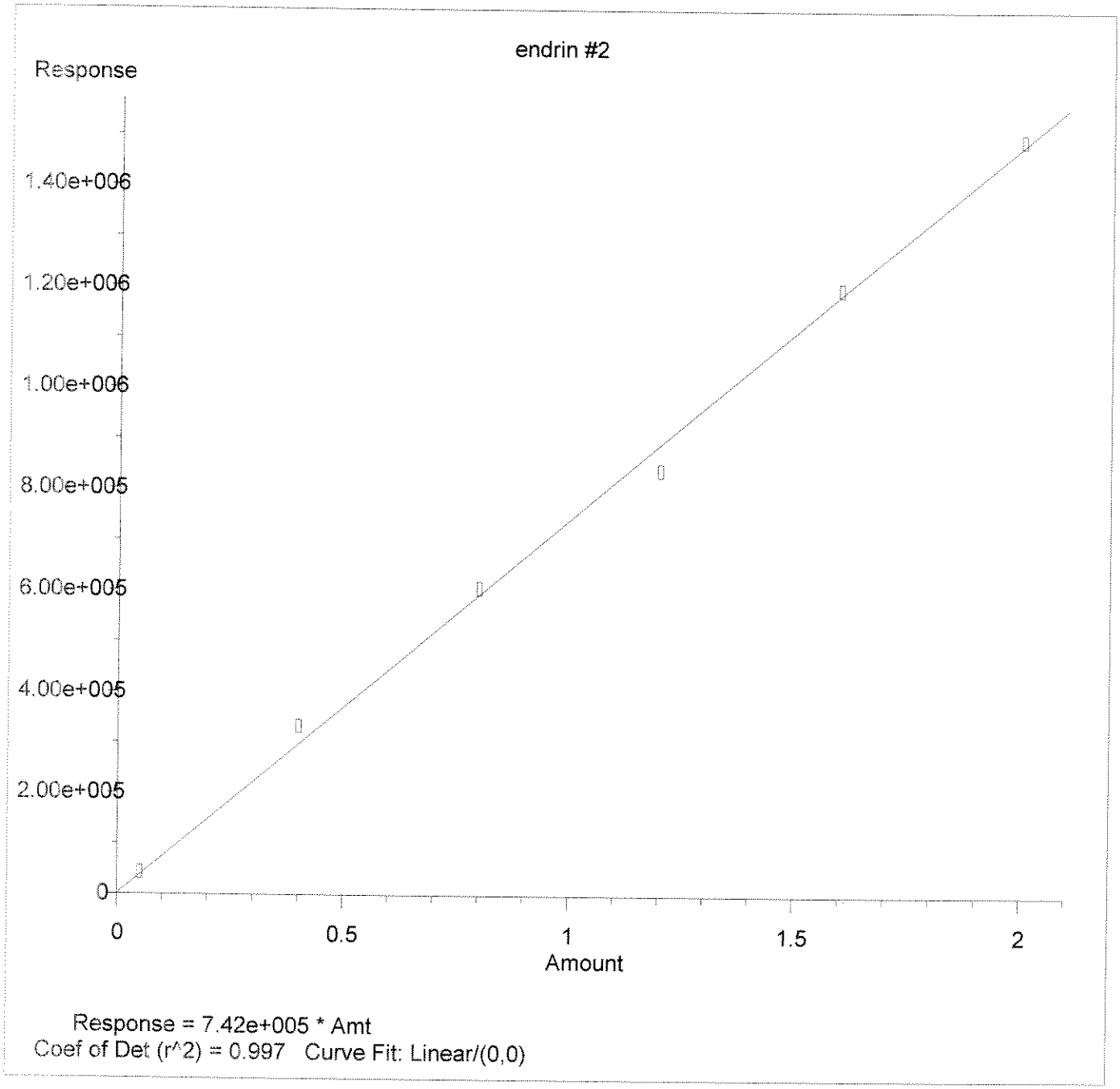

Method Name: C:\SVGC2METH\RMPN0309.M
Calibration Table Last Updated: Wed Mar 11 11:10:38 2009

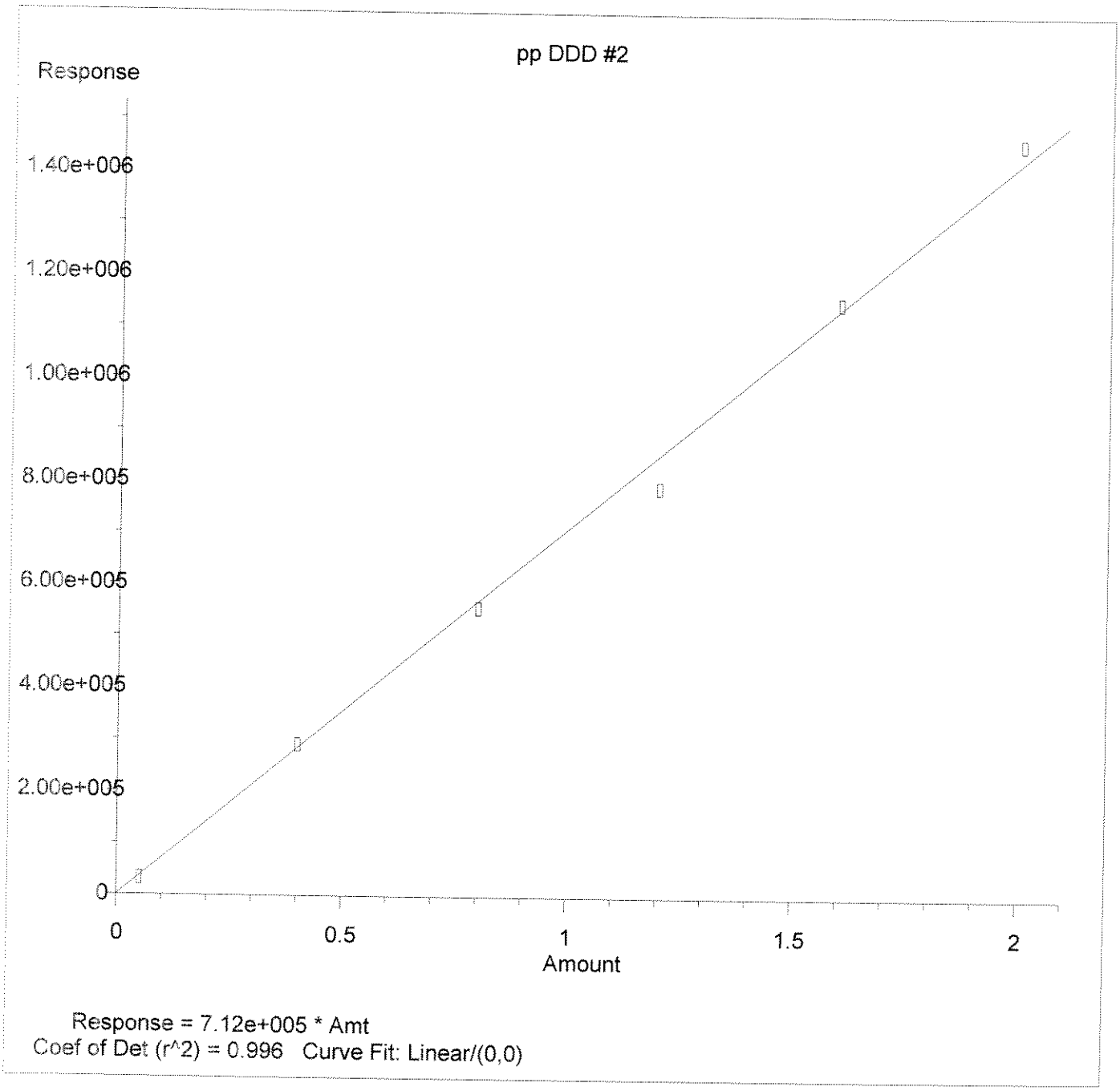

Method Name: C:\SVGC2METH\RMPN0309.M
Calibration Table Last Updated: Wed Mar 11 11:10:38 2009

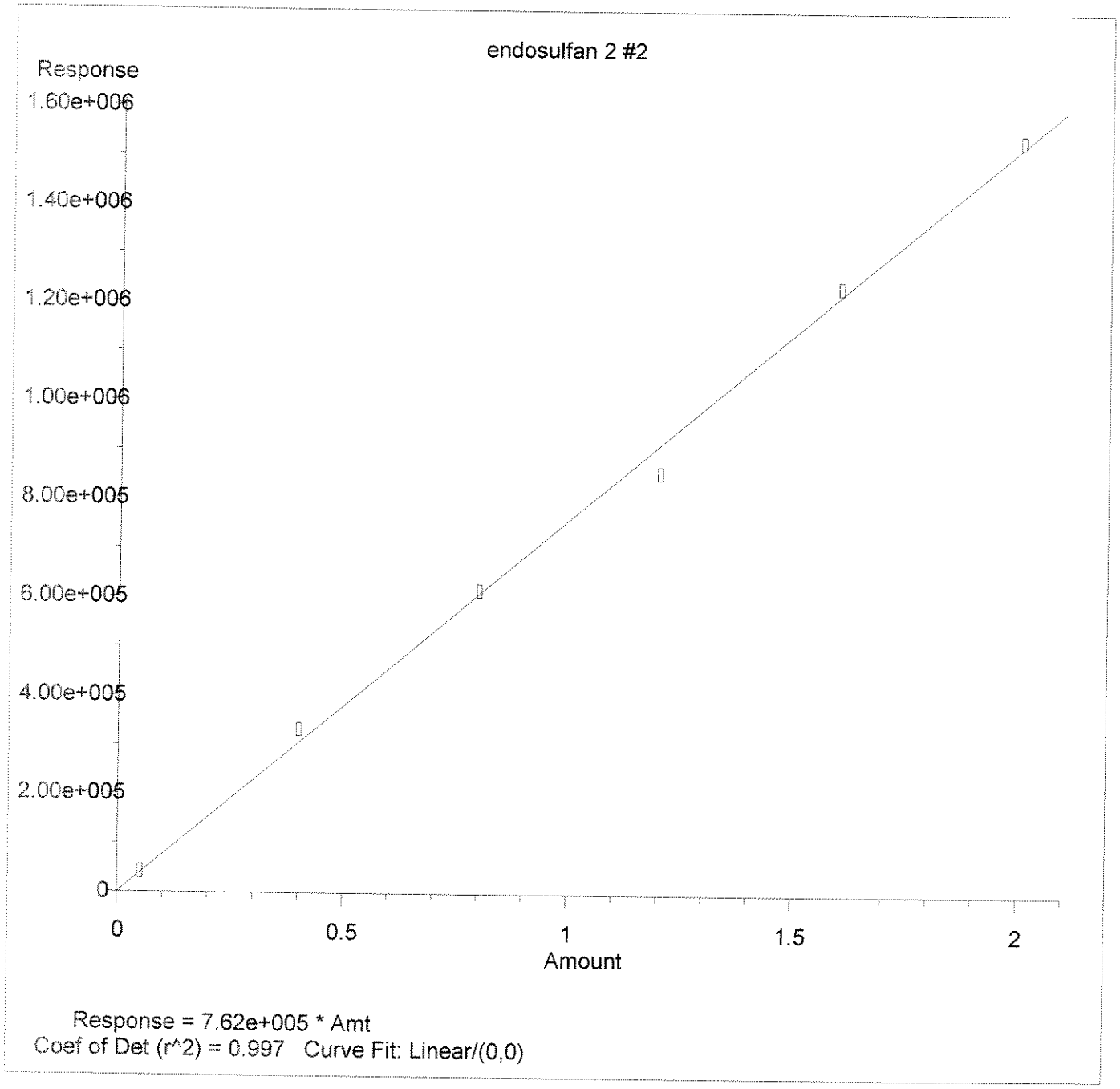

Method Name: C:\SVGC2METH\RMPN0309.M
Calibration Table Last Updated: Wed Mar 11 11:10:38 2009

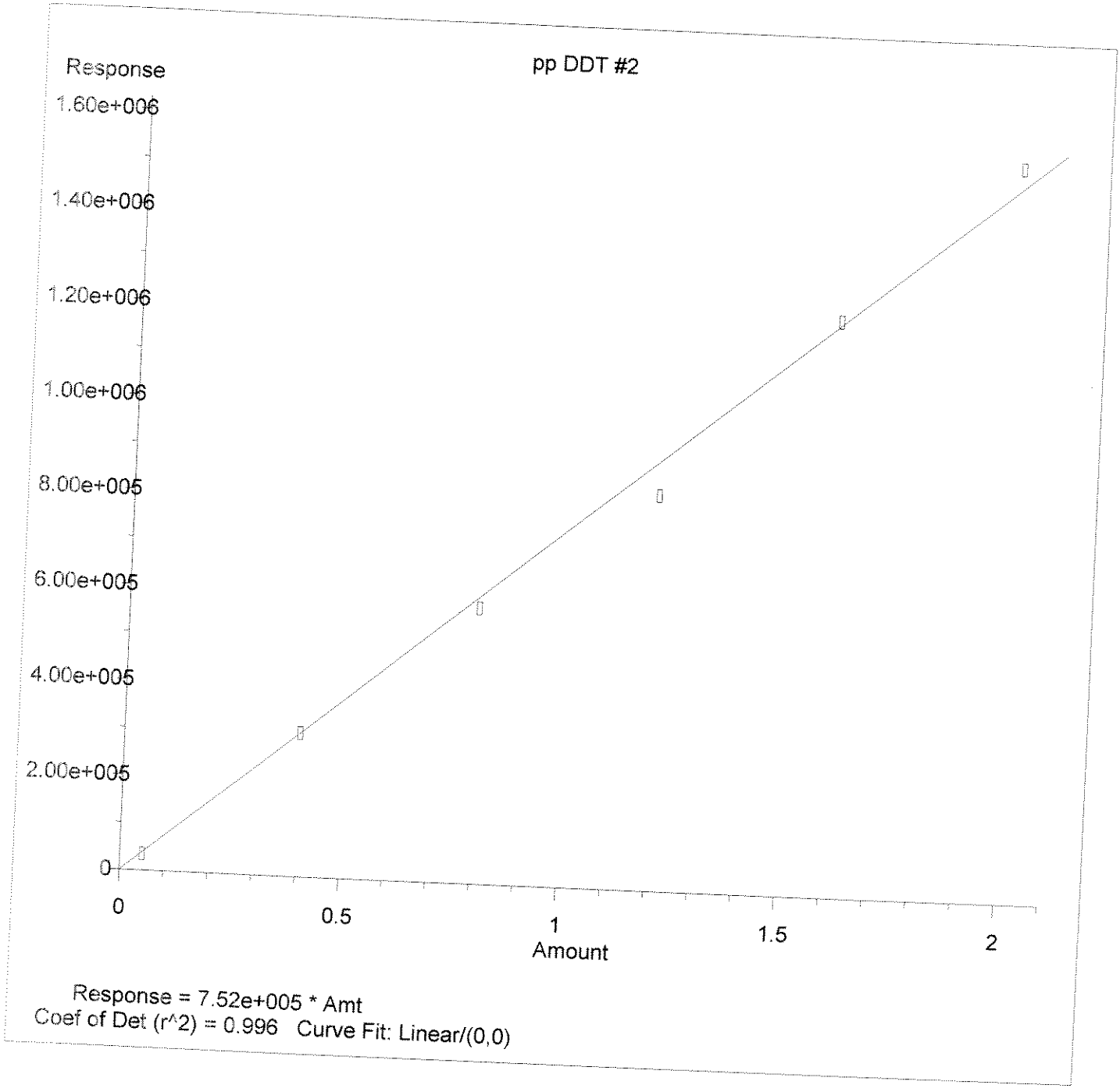

Method Name: C:\SVGC2METH\RMPN0309.M
Calibration Table Last Updated: Wed Mar 11 11:10:38 2009

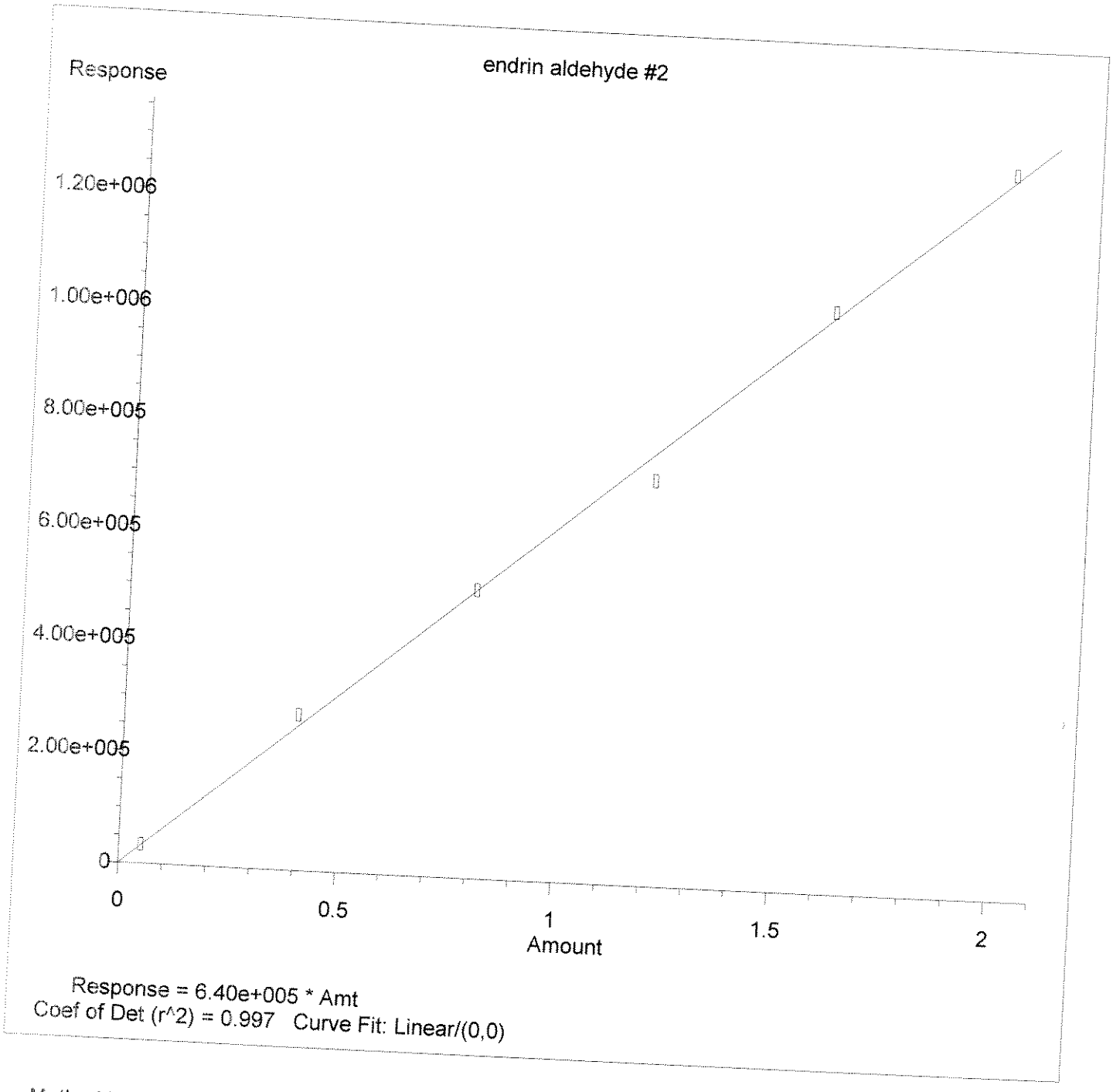

Method Name: C:\SVGC2METH\RMPN0309.M
Calibration Table Last Updated: Wed Mar 11 11:10:38 2009

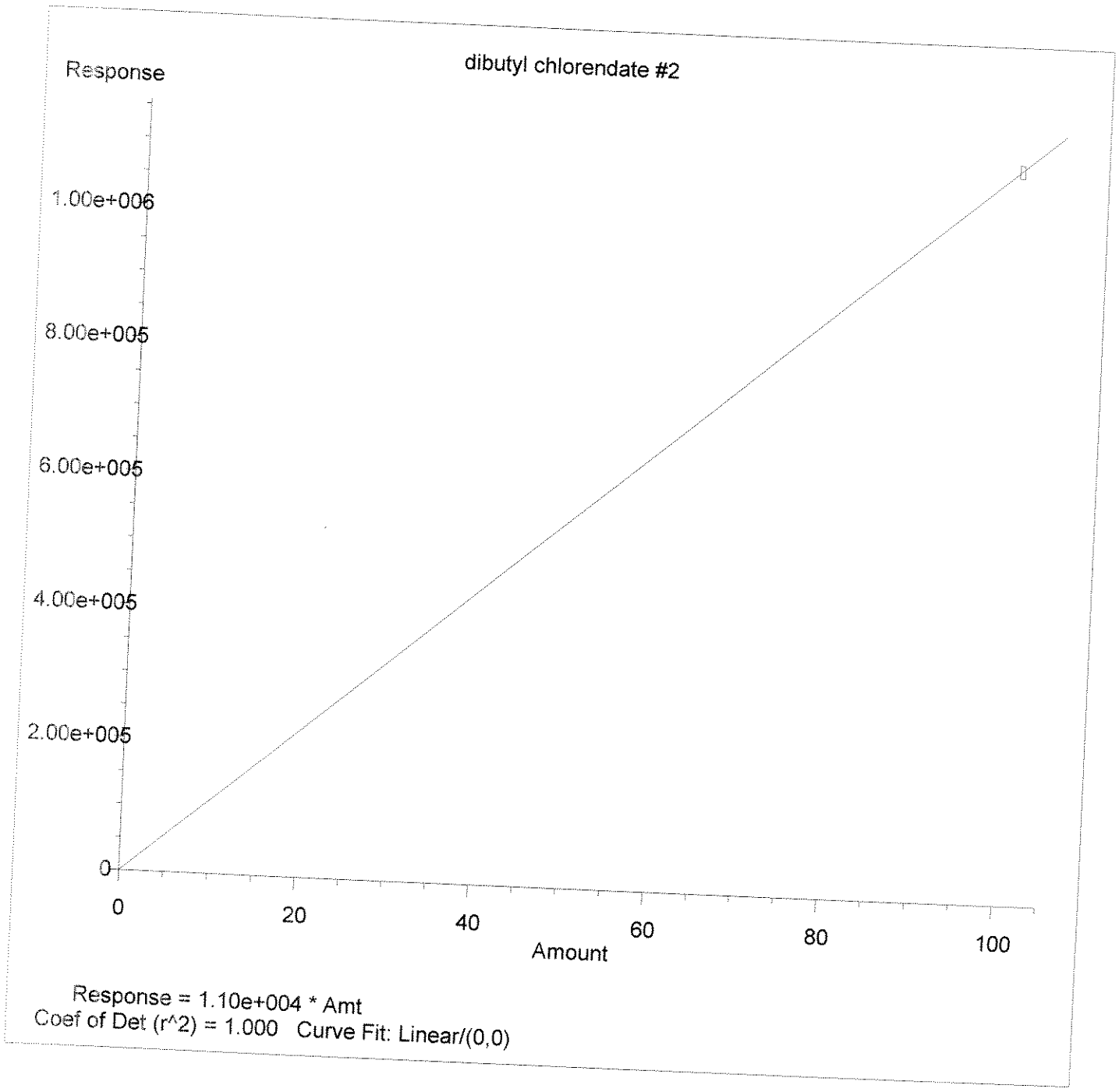

Method Name: C:\SVGC2METH\RMPN0309.M
Calibration Table Last Updated: Wed Mar 11 11:10:38 2009

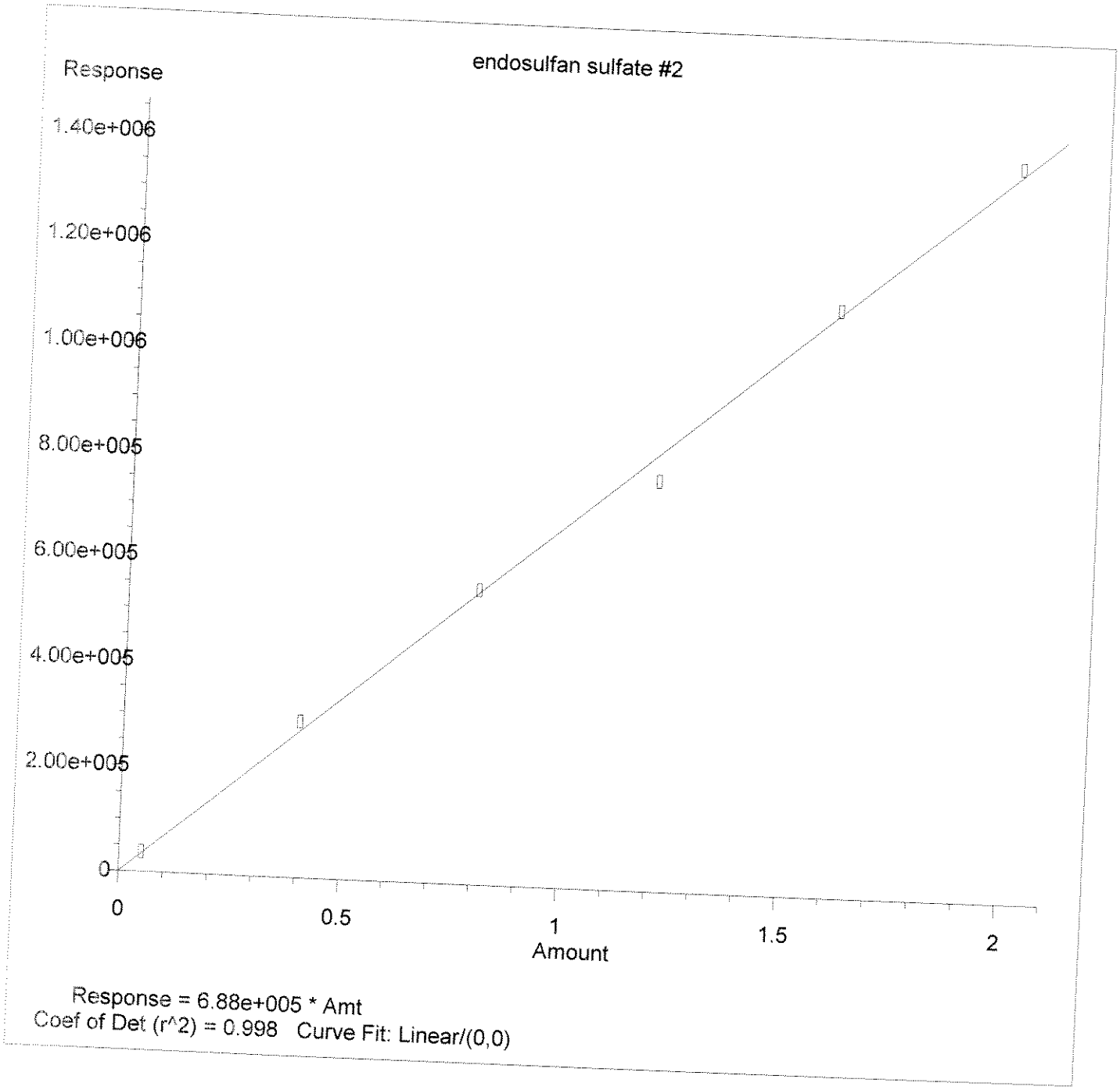

Method Name: C:\SVGC2METH\RMPN0309.M
Calibration Table Last Updated: Wed Mar 11 11:10:38 2009

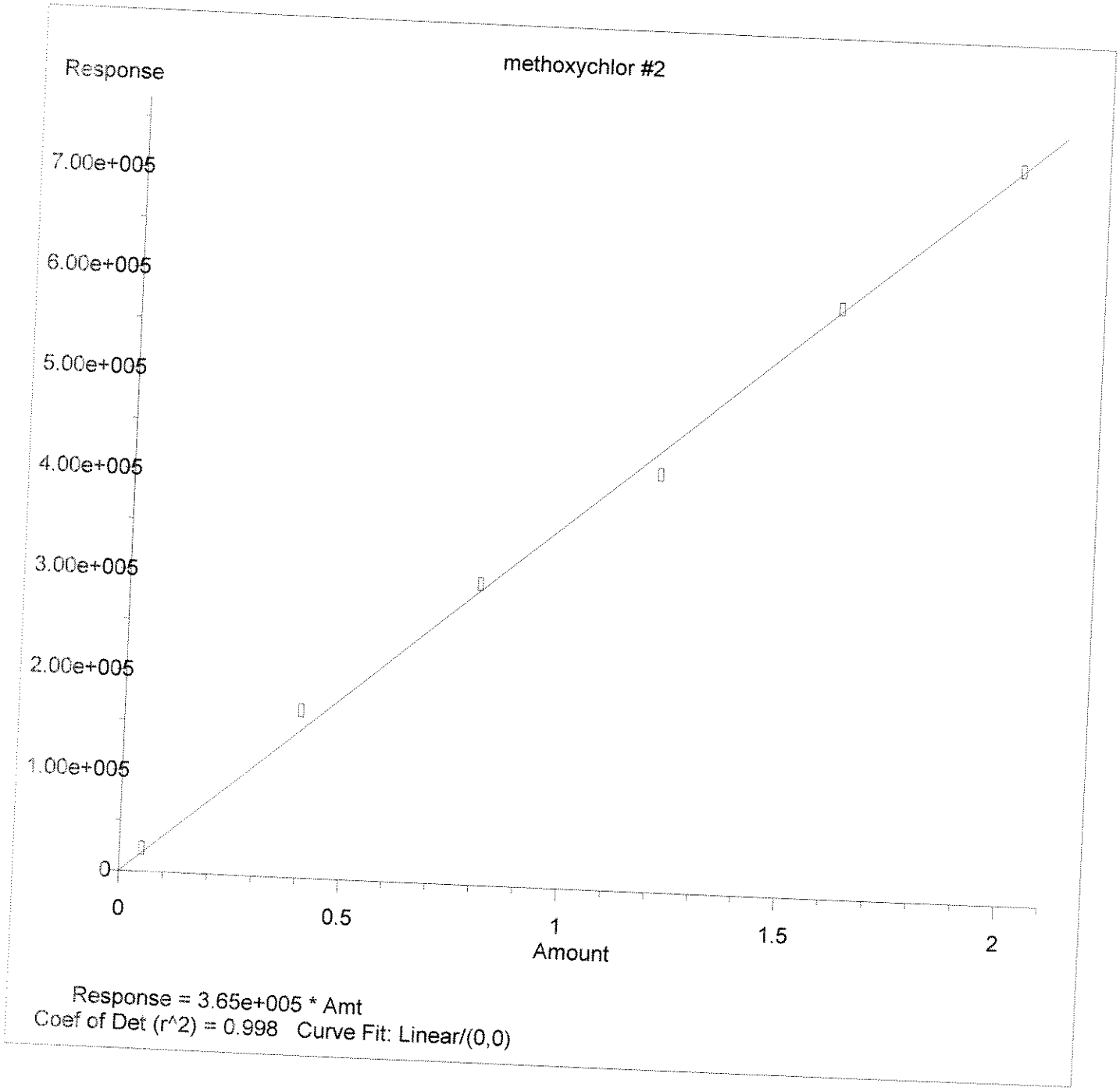

Method Name: C:\SVGC2METH\RMPN0309.M
Calibration Table Last Updated: Wed Mar 11 11:10:38 2009

Quantitation Report (QT Reviewed)

Signal #1 : C:\SVGC2FILES\030909\03090905.D\data.ms Vial: 5
Signal #2 : C:\SVGC2FILES\030909\03090905.D\CONFIRM.D\data.ms
Acq On : 09 Mar 2009 04:10 PM Operator: GW
Sample : rmp 0.05 Inst : SVGC2
Misc : MultiplIr: 1.00
IntFile Signal #1: rteint.p IntFile Signal #2: rteint2.p
Quant Time: Mar 11 11:01 2009 Quant Results File: RMPN0303.RES

Quant Method : C:\SVGC2METH\RMPN0303.M (RTE Integrator)
Title : Restek 608 pesticides
Last Update : Wed Mar 04 15:36:05 2009
Response via : Initial Calibration
DataAcq Meth : RMPN1.MTH

Volume Inj. :
Signal #1 Phase : Signal #2 Phase:
Signal #1 Info : Signal #2 Info :

	Compound	RT#1	RT#2	Resp#1	Resp#2	Conc#1	Conc#2
	System Monitoring Compounds						
1)	S1 tetrachloro-m-xy	0.00	0.00	0	0	N.D.	N.D.
17)	S2 dibutyl chlorend	0.00	0.00	0	0	N.D.	N.D.
	Target Compounds						
2)	alpha BHC	11.17	13.39	47901	51518	0.099m	0.090
3)	lindane	12.39	14.77	47402	48392	0.106m	0.090
4)	heptachlor	14.08	16.35	52755	52353	0.121	0.100
5)	aldrin	15.09	17.45	43702	44697	0.100	0.091
6)	beta BHC	12.80	15.17	26714	26750	0.122	0.098
7)	delta BHC	13.39	16.21	42311	46139	0.095	0.090
8)	heptachlor epoxi	17.21	19.47	45533	44551	0.109	0.094
9)	endosulfan 1	18.45	20.73	42504	52247	0.110m	0.115m
10)	pp DDE	18.53	21.29	37623	46822	0.097m	0.093
11)	dieldrin	19.24	21.63	41102	45617	0.101	0.102m
12)	endrin	19.95	22.59	39826	42874	0.104	0.102m
13)	pp DDD	20.44	23.15	31306	32677	0.092	0.085
14)	endosulfan 2	20.67	23.28	41100	41575	0.106	0.095
15)	pp DDT	21.31	24.13	35666	34459	0.098	0.085
16)	endrin aldehyde	22.03	24.39	34508	33868	0.104	0.095
18)	endosulfan sulfa	23.37	25.27	38791	38154	0.102	0.099m
19)	methoxychlor	23.00	26.37	25487	23262	0.128m	0.118m
20)	endrin ketone	0.00	0.00	0	0	N.D.	N.D.
21)	alpha-cdane	0.00	0.00	0	0	N.D.	N.D.
22)	gamma-cdane	0.00	0.00	0	0	N.D.	N.D.

(f)=RT Delta > 1/2 Window (#)=Amounts differ by > 25% (m)=manual int.

Quantitation Report

Signal #1 : C:\SVGC2FILES\030909\03090905.D\data.ms Vial: 5
Signal #2 : C:\SVGC2FILES\030909\03090905.D\CONFIRM.D\data.ms
Acq On : 09 Mar 2009 04:10 PM Operator: GW
Sample : rmp 0.05 Inst : SVGC2
Misc : MultiplIr: 1.00
IntFile Signal #1: rteint.p IntFile Signal #2: rteint2.p
Quant Time: Mar 11 11:01 2009 Quant Results File: RMPN0303.RES

Quant Method : C:\SVGC2METH\RMPN0303.M (RTE Integrator)
Title : Restek 608 pesticides
Last Update : Wed Mar 04 15:36:05 2009
Response via : Single Level Calibration
DataAcq Meth : RMPN1.MTH

Volume Inj. :
Signal #1 Phase : Signal #2 Phase:
Signal #1 Info : Signal #2 Info :

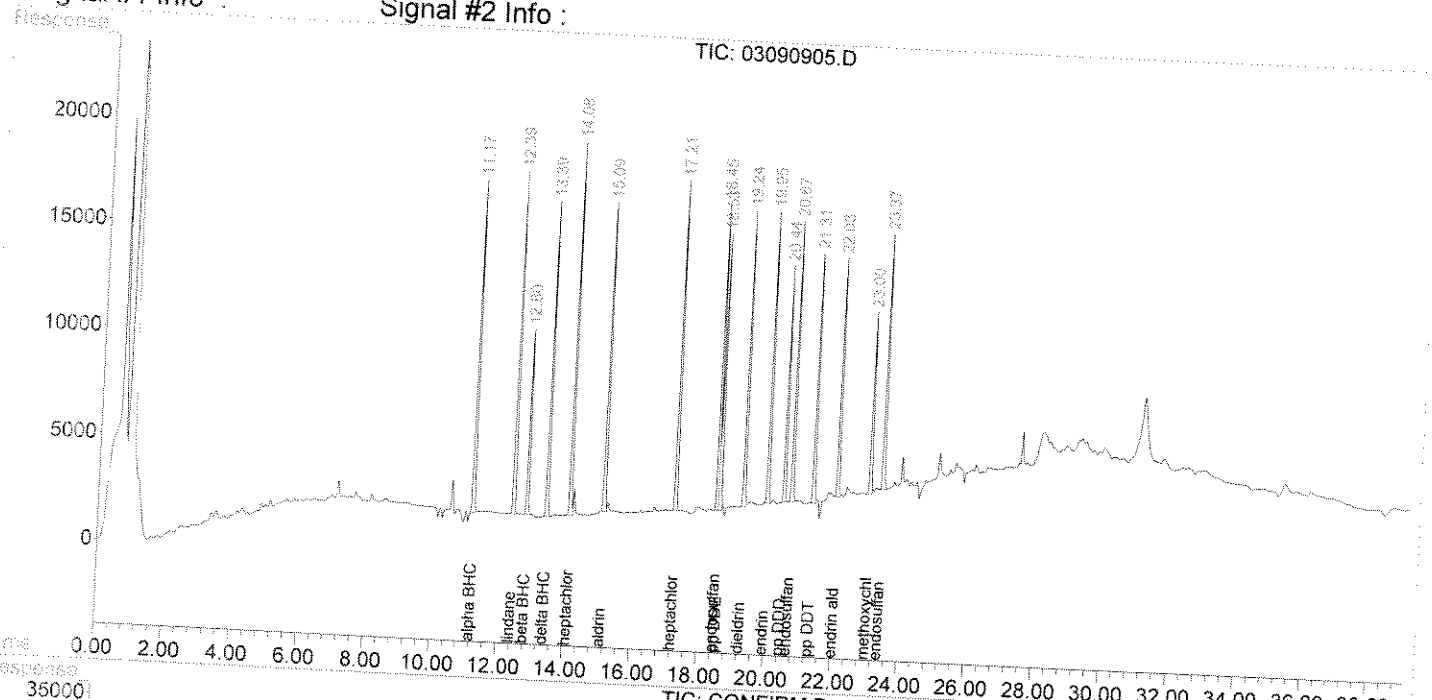

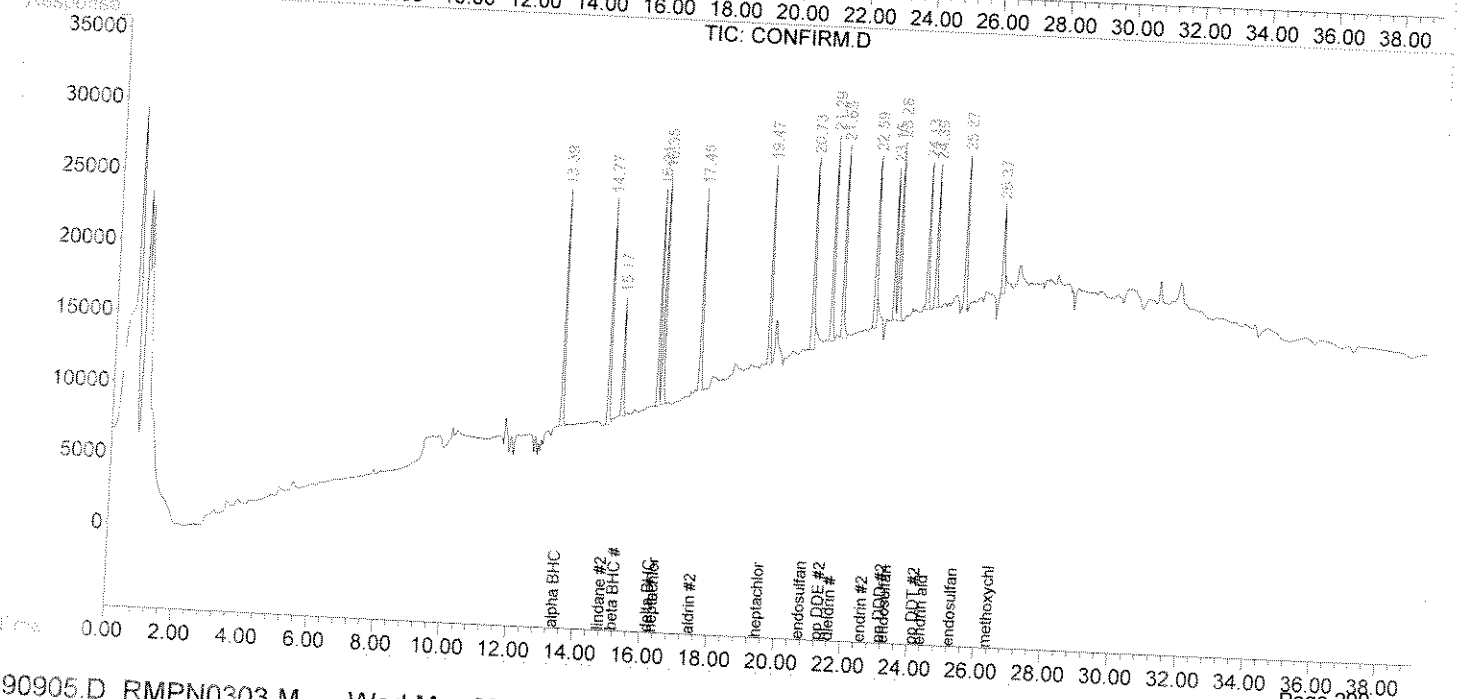

Quantitation Report (QT Reviewed)

Signal #1 : C:\SVGC2FILES\030909\03090906.D\data.ms Vial: 6
Signal #2 : C:\SVGC2FILES\030909\03090906.D\CONFIRM.D\data.ms
Acq On : 09 Mar 2009 04:53 PM Operator: GW
Sample : rmp 0.4 Inst : SVGC2
Misc : MultiplIr: 1.00
IntFile Signal #1: rteint.p IntFile Signal #2: rteint2.p
Quant Time: Mar 11 11:03 2009 Quant Results File: RMPN0303.RES

Quant Method : C:\SVGC2METH\RMPN0303.M (RTE Integrator)
Title : Restek 608 pesticides
Last Update : Wed Mar 04 15:36:05 2009
Response via : Initial Calibration
DataAcq Meth : RMPN1.MTH

Volume Inj. :
Signal #1 Phase : Signal #2 Phase:
Signal #1 Info : Signal #2 Info :

Compound	RT#1	RT#2	Resp#1	Resp#2	Conc#1	Conc#2
System Monitoring Compounds						
1) S1 tetrachloro-m-xy	0.00	0.00	0	0	N.D.	N.D.
17) S2 dibutyl chlorend	0.00	0.00	0	0	N.D.	N.D.
Target Compounds						
2) alpha BHC	11.17	13.39	454836	467386	0.941	0.817
3) lindane	12.39	14.77	424374	424658	0.945	0.791
4) heptachlor	14.08	16.35	429738	420550	0.985	0.805
5) aldrin	15.09	17.45	393752	390767	0.898	0.793
6) beta BHC	12.79	15.17	202667	213625	0.927	0.785
7) delta BHC	13.39	16.21	409253	427006	0.919	0.835
8) heptachlor epoxi	17.21	19.47	377763	366482	0.904	0.774
9) endosulfan 1	18.45	20.72	353174	363450	0.912m	0.801m
10) pp DDE	18.53	21.29	353964	385497	0.912m	0.769
11) dieldrin	19.24	21.63	369299	364903	0.912	0.814
12) endrin	19.95	22.57	355350	333102	0.927m	0.795m
13) pp DDD	20.44	23.15	290529	290503	0.855	0.758
14) endosulfan 2	20.67	23.28	337763	332309	0.867	0.755
15) pp DDT	21.31	24.12	314037	301733	0.866	0.741
16) endrin aldehyde	22.03	24.39	282348	276930	0.850	0.774
18) endosulfan sulfa	23.37	25.25	313333	294524	0.822	0.761
19) methoxychlor	23.00	26.37	186867	166411	0.940	0.846
20) endrin ketone	0.00	0.00	0	0	N.D.	N.D.
21) alpha-cdane	0.00	0.00	0	0	N.D.	N.D. d
22) gamma-cdane	0.00	0.00	0	0	N.D.	N.D.

(f)=RT Delta > 1/2 Window (#)=Amounts differ by > 25% (m)=manual int.

Quantitation Report

Signal #1 : C:\SVGC2FILES\030909\03090906.D\data.ms Vial: 6
Signal #2 : C:\SVGC2FILES\030909\03090906.D\CONFIRM.D\data.ms
Acq On : 09 Mar 2009 04:53 PM Operator: GW
Sample : rmp 0.4 Inst : SVGC2
Misc : MultiplIr: 1.00
IntFile Signal #1: rteint.p IntFile Signal #2: rteint2.p
Quant Time: Mar 11 11:03 2009 Quant Results File: RMPN0303.RES

Quant Method : C:\SVGC2METH\RMPN0303.M (RTE Integrator)
Title : Restek 608 pesticides
Last Update : Wed Mar 04 15:36:05 2009
Response via : Single Level Calibration
DataAcq Meth : RMPN1.MTH

Volume Inj. :
Signal #1 Phase : Signal #2 Phase:
Signal #1 Info : Signal #2 Info :

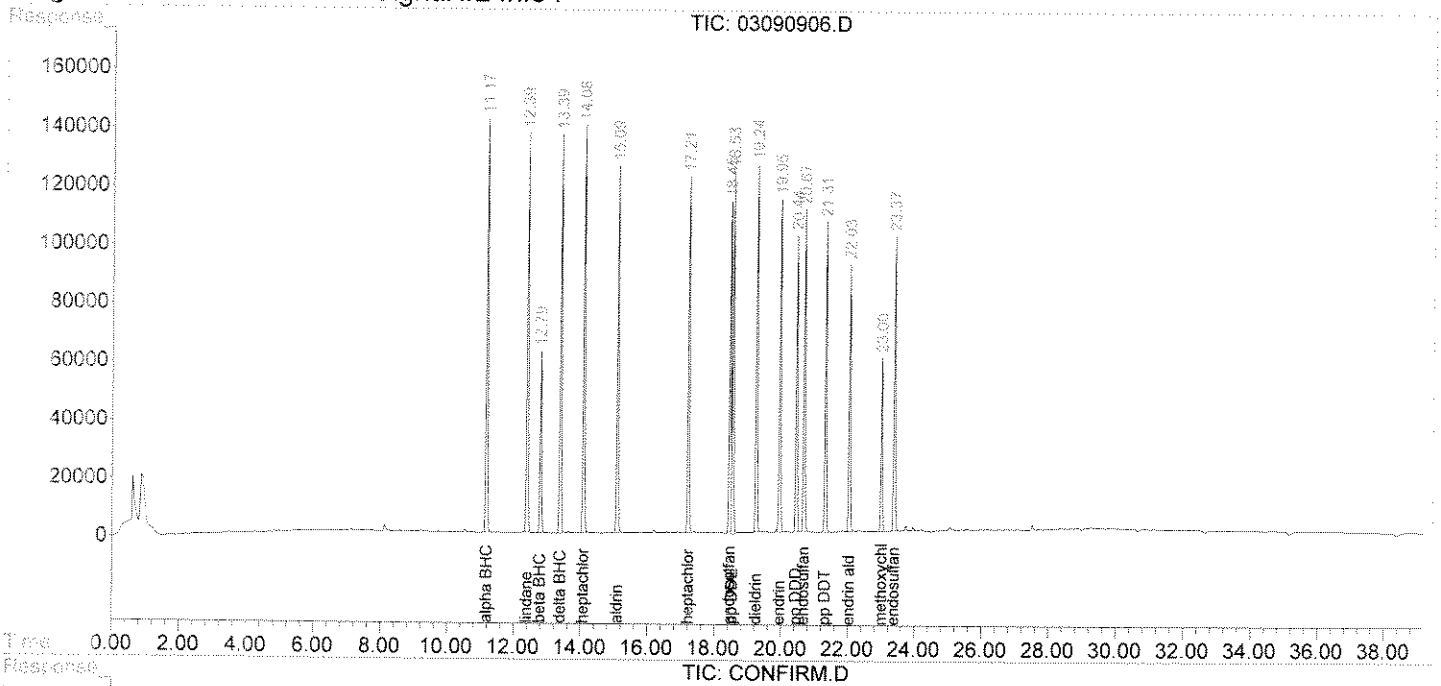

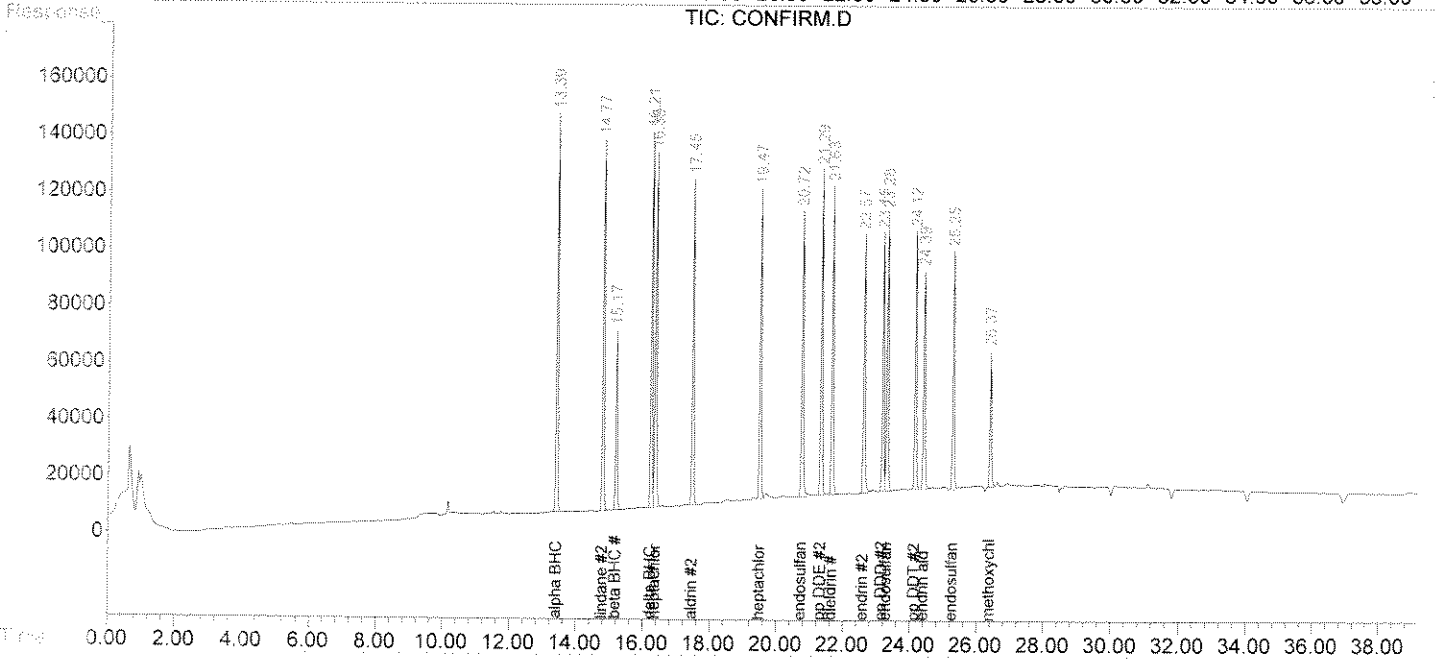

Quantitation Report (QT Reviewed)

Signal #1 : C:\SVGC2FILES\030909\03090907.D\data.ms Vial: 7
Signal #2 : C:\SVGC2FILES\030909\03090907.D\CONFIRM.D\data.ms
Acq On : 09 Mar 2009 05:37 PM Operator: GW
Sample : rmp 0.8 Inst : SVGC2
Misc : MultiplIr: 1.00
IntFile Signal #1: rteint.p IntFile Signal #2: rteint2.p
Quant Time: Mar 11 11:04 2009 Quant Results File: RMPN0303.RES

Quant Method : C:\SVGC2METH\RMPN0303.M (RTE Integrator)
Title : Restek 608 pesticides
Last Update : Wed Mar 04 15:36:05 2009
Response via : Initial Calibration
DataAcq Meth : RMPN1.MTH

Volume Inj. :
Signal #1 Phase : Signal #2 Phase:
Signal #1 Info : Signal #2 Info :

Compound	RT#1	RT#2	Resp#1	Resp#2	Conc#1	Conc#2
System Monitoring Compounds						
1) S1 tetrachloro-m-xy	0.00	0.00	0	0	N.D.	N.D.
17) S2 dibutyl chlorend	0.00	0.00	0	0	N.D.	N.D.
Target Compounds						
2) alpha BHC	11.17	13.39	859050	894935	1.777	1.565
3) lindane	12.39	14.77	794805	813407	1.770	1.514
4) heptachlor	14.08	16.35	796573	781059	1.826	1.495
5) aldrin	15.08	17.45	739034	740535	1.686	1.502
6) beta BHC	12.79	15.17	370104	400490	1.692	1.472
7) delta BHC	13.39	16.21	775305	823181	1.742	1.610
8) heptachlor epoxi	17.21	19.47	701294	682199	1.679	1.440
9) endosulfan 1	18.45	20.72	668026	668475	1.724m	1.473
10) pp DDE	18.53	21.29	653908	719890	1.685m	1.436
11) dieldrin	19.24	21.63	700413	681968	1.729	1.522
12) endrin	19.95	22.57	649720	606724	1.694	1.448
13) pp DDD	20.44	23.15	550371	555838	1.620	1.451
14) endosulfan 2	20.67	23.28	625975	616079	1.607	1.400
15) pp DDT	21.31	24.12	592356	579095	1.633	1.423
16) endrin aldehyde	22.03	24.39	524370	513670	1.578	1.436
18) endosulfan sulfa	23.37	25.25	583656	557101	1.531	1.440
19) methoxychlor	23.00	26.37	334566	299398	1.683	1.522
20) endrin ketone	0.00	0.00	0	0	N.D. d	N.D.
21) alpha-cdane	0.00	0.00	0	0	N.D.	N.D. d
22) gamma-cdane	0.00	0.00	0	0	N.D.	N.D.

(f)=RT Delta > 1/2 Window (#)=Amounts differ by > 25% (m)=manual int.

Quantitation Report

Signal #1 : C:\SVGC2FILES\030909\03090907.D\data.ms Vial: 7
Signal #2 : C:\SVGC2FILES\030909\03090907.D\CONFIRM.D\data.ms
Acq On : 09 Mar 2009 05:37 PM Operator: GW
Sample : rmp 0.8 Inst : SVGC2
Misc : Multiplr: 1.00
IntFile Signal #1: rteint.p IntFile Signal #2: rteint2.p
Quant Time: Mar 11 11:04 2009 Quant Results File: RMPN0303.RES

Quant Method : C:\SVGC2METH\RMPN0303.M (RTE Integrator)
Title : Restek 608 pesticides
Last Update : Wed Mar 04 15:36:05 2009
Response via : Single Level Calibration
DataAcq Meth : RMPN1.MTH

Volume Inj. :
Signal #1 Phase : Signal #2 Phase:
Signal #1 Info : Signal #2 Info :

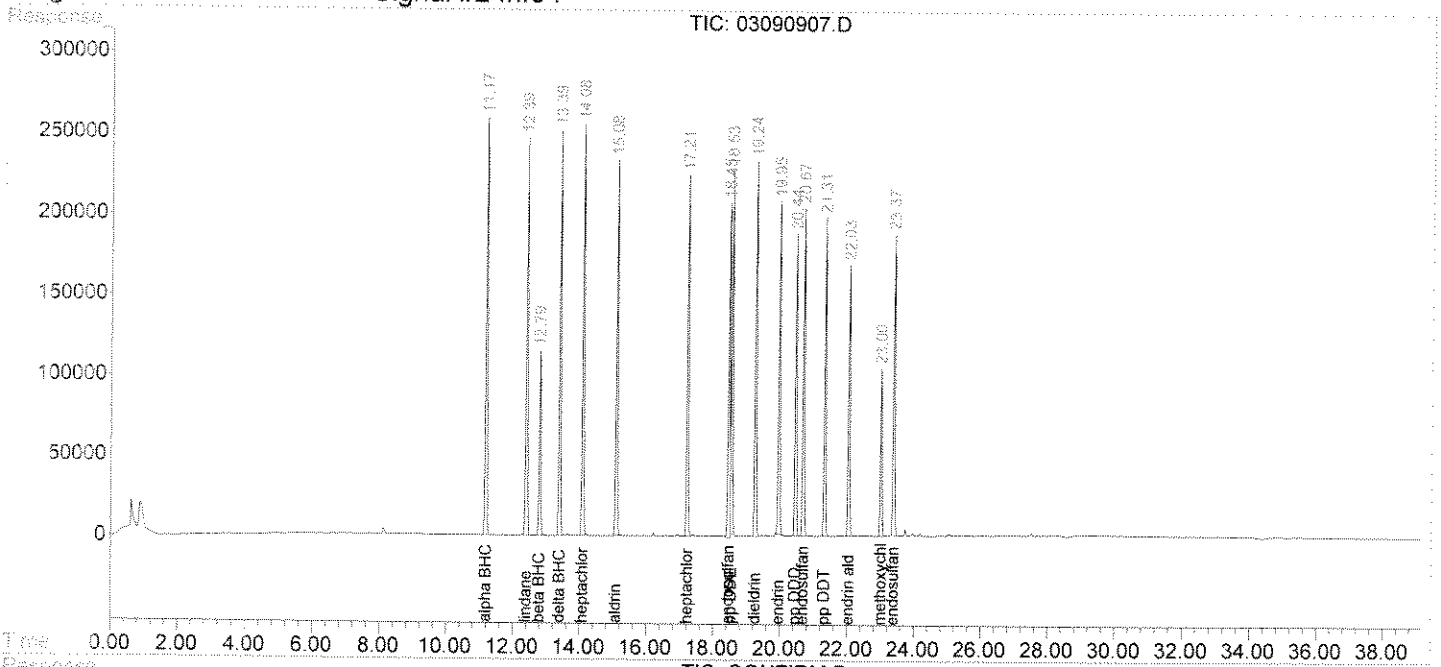

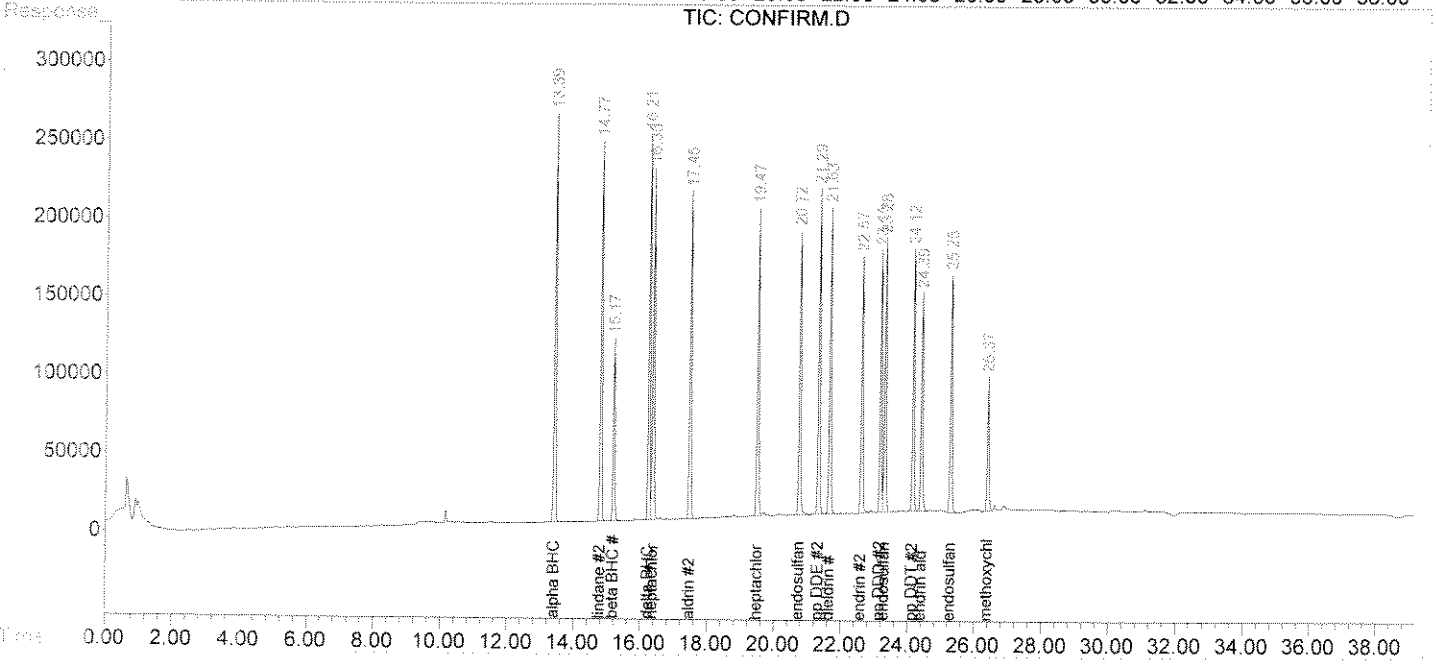

Quantitation Report (QT Reviewed)

Signal #1 : C:\SVGC2FILES\030909\03090908.D\data.ms Vial: 8
Signal #2 : C:\SVGC2FILES\030909\03090908.D\CONFIRM.D\data.ms
Acq On : 09 Mar 2009 06:20 PM Operator: GW
Sample : rmp 1.2 Inst : SVGC2
Misc : Multiplr: 1.00
IntFile Signal #1: rteint.p IntFile Signal #2: rteint2.p
Quant Time: Mar 11 11:06 2009 Quant Results File: RMPN0303.RES

Quant Method : C:\SVGC2METH\RMPN0303.M (RTE Integrator)
Title : Restek 608 pesticides
Last Update : Wed Mar 04 15:36:05 2009
Response via : Initial Calibration
DataAcq Meth : RMPN1.MTH

Volume Inj. :
Signal #1 Phase : Signal #2 Phase:
Signal #1 Info : Signal #2 Info :

	Compound	RT#1	RT#2	Resp#1	Resp#2	Conc#1	Conc#2
	System Monitoring Compounds						
1)	S1 tetrachloro-m-xy	0.00	0.00	0	0	N.D.	N.D.
17)	S2 dibutyl chlorend	0.00	0.00	0	0	N.D.	N.D.
	Target Compounds						
2)	alpha BHC	11.17	13.39	1207793	1269371	2.498	2.220
3)	lindane	12.39	14.77	1114312	1154125	2.482	2.149
4)	heptachlor	14.08	16.35	1117609	1085409	2.562	2.078
5)	aldrin	15.08	17.45	1037598	1039120	2.367	2.108
6)	beta BHC	12.79	15.17	517694	565453	2.367	2.078
7)	delta BHC	13.39	16.21	1100722	1169791	2.473	2.288
8)	heptachlor epoxi	17.21	19.47	979175	939075	2.344	1.982
9)	endosulfan 1	18.44	20.72	915906	916889	2.364m	2.020
10)	pp DDE	18.53	21.29	908164	1008592	2.340m	2.012
11)	dieldrin	19.24	21.63	983550	950810	2.428	2.122
12)	endrin	19.93	22.57	906671	839327	2.364	2.003
13)	pp DDD	20.44	23.15	781605	790960	2.300	2.065
14)	endosulfan 2	20.67	23.28	877946	856555	2.254	1.947
15)	pp DDT	21.31	24.12	838068	831517	2.310	2.043
16)	endrin aldehyde	22.03	24.37	735398	720862	2.214	2.016
18)	endosulfan sulfa	23.37	25.25	831753	776482	2.182	2.007m
19)	methoxychlor	22.99	26.37	466814	415583	2.348	2.112
20)	endrin ketone	0.00	0.00	0	0	N.D. d	N.D.
21)	alpha-cdane	0.00	0.00	0	0	N.D.	N.D. d
22)	gamma-cdane	0.00	0.00	0	0	N.D.	N.D.

(f)=RT Delta > 1/2 Window (#)=Amounts differ by > 25% (m)=manual int.

Quantitation Report

Signal #1 : C:\SVGC2FILES\030909\03090908.D\data.ms Vial: 8
Signal #2 : C:\SVGC2FILES\030909\03090908.D\CONFIRM.D\data.ms
Acq On : 09 Mar 2009 06:20 PM Operator: GW
Sample : rmp 1.2 Inst : SVGC2
Misc : MultiplIr: 1.00
IntFile Signal #1: rteint.p IntFile Signal #2: rteint2.p
Quant Time: Mar 11 11:06 2009 Quant Results File: RMPN0303.RES

Quant Method : C:\SVGC2METH\RMPN0303.M (RTE Integrator)
Title : Restek 608 pesticides
Last Update : Wed Mar 04 15:36:05 2009
Response via : Single Level Calibration
DataAcq Meth : RMPN1.MTH

Volume Inj. :
Signal #1 Phase : Signal #2 Phase:
Signal #1 Info : Signal #2 Info :

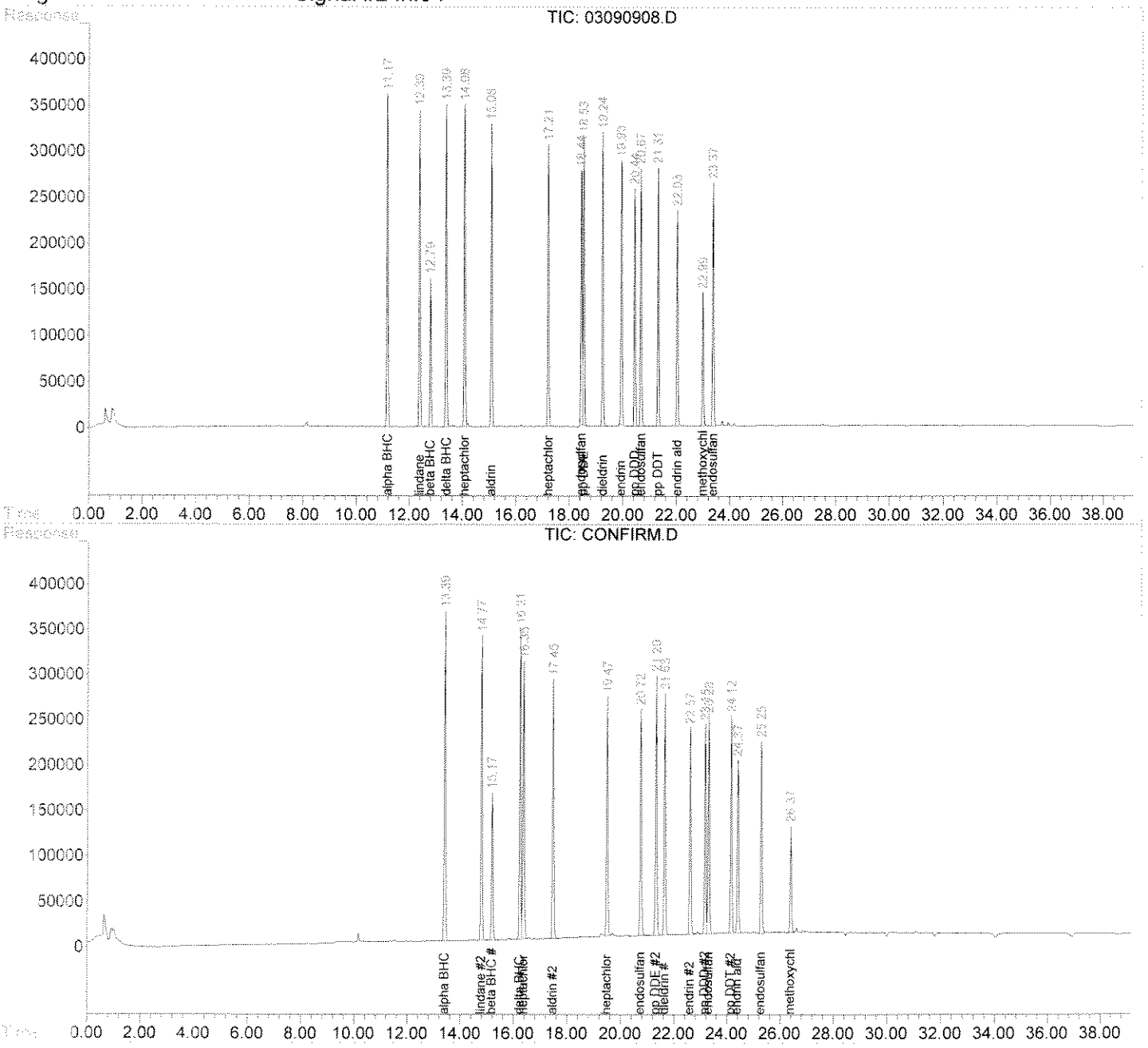

Quantitation Report (QT Reviewed)

Signal #1 : C:\SVGC2FILES\030909\03090909.D\data.ms Vial: 9
Signal #2 : C:\SVGC2FILES\030909\03090909.D\CONFIRM.D\data.ms
Acq On : 09 Mar 2009 07:03 PM Operator: GW
Sample : rmp 1.6 Inst : SVGC2
Misc : Multiplr: 1.00
IntFile Signal #1: rteint.p IntFile Signal #2: rteint2.p
Quant Time: Mar 11 11:07 2009 Quant Results File: RMPN0303.RES

Quant Method : C:\SVGC2METH\RMPN0303.M (RTE Integrator)
Title : Restek 608 pesticides
Last Update : Wed Mar 04 15:36:05 2009
Response via : Initial Calibration
DataAcq Meth : RMPN1.MTH

Volume Inj. :
Signal #1 Phase : Signal #2 Phase:
Signal #1 Info : Signal #2 Info :

	Compound	RT#1	RT#2	Resp#1	Resp#2	Conc#1	Conc#2
	System Monitoring Compounds						
1)	S1 tetrachloro-m-xy	0.00	0.00	0	0	N.D.	N.D.
17)	S2 dibutyl chlorend	0.00	0.00	0	0	N.D.	N.D. d
	Target Compounds						
2)	alpha BHC	11.16	13.39	1788224	1873742	3.698	3.277
3)	lindane	12.37	14.77	1641014	1698627	3.655	3.162
4)	heptachlor	14.08	16.35	1630352	1566138	3.737	2.998
5)	aldrin	15.08	17.44	1518116	1517298	3.462	3.078
6)	beta BHC	12.79	15.17	756132	827743	3.457	3.042
7)	delta BHC	13.37	16.21	1616000	1720053	3.630	3.364
8)	heptachlor epoxi	17.20	19.47	1431093	1354406	3.426	2.859
9)	endosulfan 1	18.44	20.72	1285679	1312477	3.318	2.891m
10)	pp DDE	18.53	21.29	1320324	1465154	3.401m	2.923
11)	dieldrin	19.24	21.63	1444890	1371654	3.567	3.061
12)	endrin	19.93	22.57	1318298	1197828	3.438	2.858
13)	pp DDD	20.43	23.15	1152288	1150090	3.391	3.002m
14)	endosulfan 2	20.67	23.28	1274288	1235717	3.272	2.809m
15)	pp DDT	21.31	24.12	1228562	1213154	3.387	2.981
16)	endrin aldehyde	22.03	24.37	1075783	1036249	3.238	2.897
18)	endosulfan sulfa	23.37	25.25	1210393	1110363	3.176	2.870
19)	methoxychlor	22.99	26.37	669415	587258	3.366	2.984
20)	endrin ketone	0.00	0.00	0	0	N.D. d	N.D. d
21)	alpha-cdane	0.00	0.00	0	0	N.D.	N.D. d
22)	gamma-cdane	0.00	0.00	0	0	N.D.	N.D.

(f)=RT Delta > 1/2 Window (#)=Amounts differ by > 25% (m)=manual int.

Signal #1 : C:\SVGC2FILES\030909\03090909.D\data.ms Vial: 9
Signal #2 : C:\SVGC2FILES\030909\03090909.D\CONFIRM.D\data.ms
Acq On : 09 Mar 2009 07:03 PM Operator: GW
Sample : rmp 1.6 Inst : SVGC2
Misc : MultiplIr: 1.00
IntFile Signal #1: rteint.p IntFile Signal #2: rteint2.p
Quant Time: Mar 11 11:07 2009 Quant Results File: RMPN0303.RES

Quant Method : C:\SVGC2METH\RMPN0303.M (RTE Integrator)
Title : Restek 608 pesticides
Last Update : Wed Mar 04 15:36:05 2009
Response via : Single Level Calibration
DataAcq Meth : RMPN1.MTH

Volume Inj. :
Signal #1 Phase : Signal #2 Phase:
Signal #1 Info : Signal #2 Info :

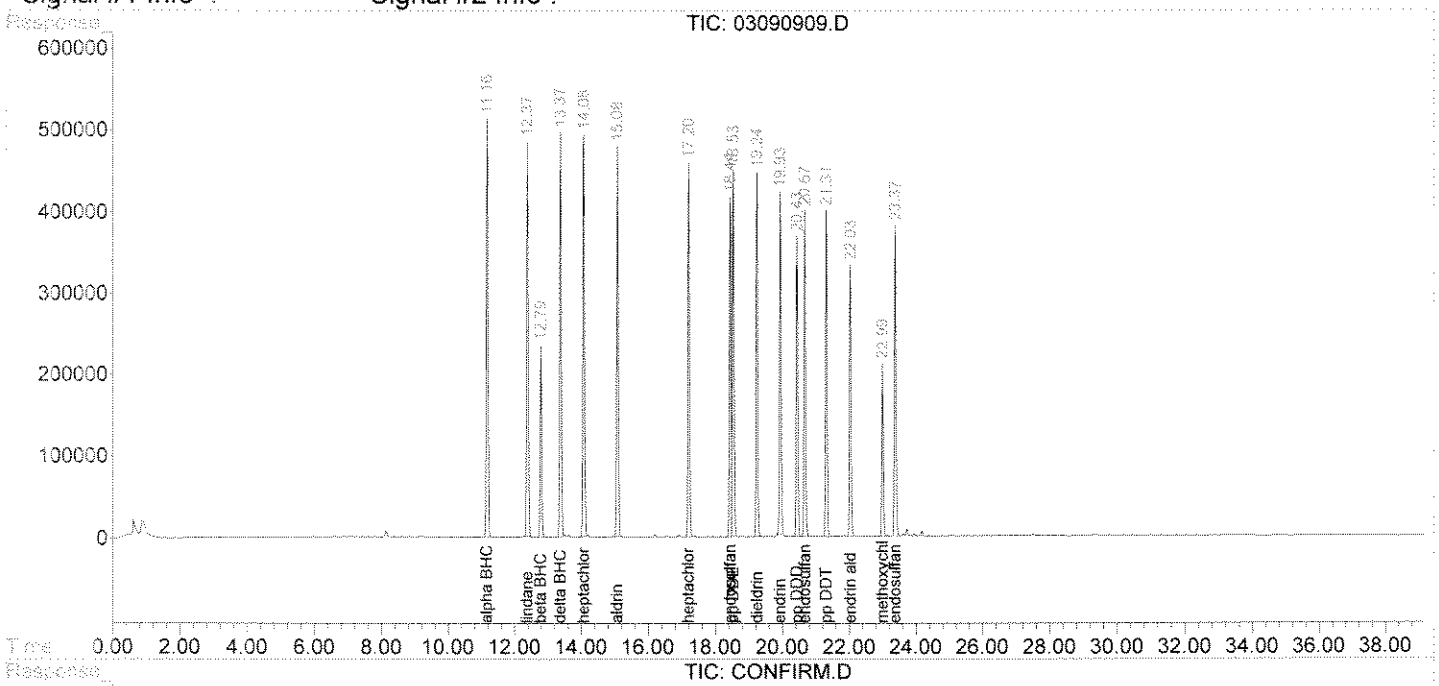

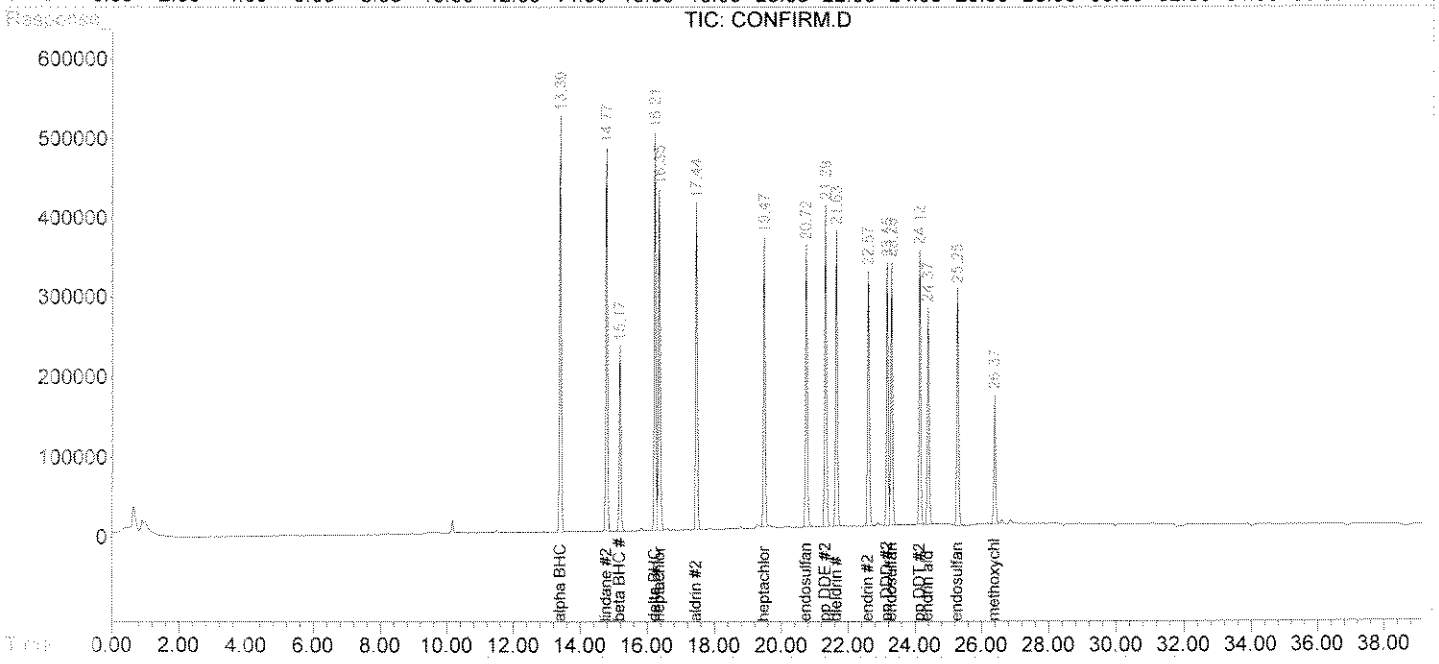

Quantitation Report (QT Reviewed)

Signal #1 : C:\SVGC2FILES\030909\03090910.D\data.ms Vial: 10
Signal #2 : C:\SVGC2FILES\030909\03090910.D\CONFIRM.D\data.ms
Acq On : 09 Mar 2009 07:47 PM Operator: GW
Sample : rmp 2.0 Inst : SVGC2
Misc : MultiplIr: 1.00
IntFile Signal #1: rteint.p IntFile Signal #2: rteint2.p
Quant Time: Mar 11 11:08 2009 Quant Results File: RMPN0303.RES

Quant Method : C:\SVGC2METH\RMPN0303.M (RTE Integrator)
Title : Restek 608 pesticides
Last Update : Wed Mar 04 15:36:05 2009
Response via : Initial Calibration
DataAcq Meth : RMPN1.MTH

Volume Inj. :
Signal #1 Phase : Signal #2 Phase:
Signal #1 Info : Signal #2 Info :

	Compound	RT#1	RT#2	Resp#1	Resp#2	Conc#1	Conc#2
	System Monitoring Compounds						
1)	S1 tetrachloro-m-xy	0.00	0.00	0	0	N.D.	N.D.
17)	S2 dibutyl chlorend	0.00	0.00	0	0	N.D.	N.D. d
	Target Compounds						
2)	alpha BHC	11.17	13.39	2251197	2368078	4.656	4.142
3)	lindane	12.39	14.77	2064328	2155000	4.597	4.012
4)	heptachlor	14.08	16.35	2052683	1977784	4.705	3.786
5)	aldrin	15.08	17.45	1920191	1915967	4.380	3.887
6)	beta BHC	12.79	15.17	949504	1049398	4.341	3.857
7)	delta BHC	13.39	16.21	2042088	2179012	4.587	4.261
8)	heptachlor epoxi	17.20	19.47	1806730	1705834	4.325	3.601
9)	endosulfan 1	18.44	20.72	1617999	1647832	4.176m	3.630m
10)	pp DDE	18.53	21.29	1706160	1851091	4.395m	3.692
11)	dieldrin	19.24	21.63	1821500	1722502	4.497	3.844
12)	endrin	19.93	22.57	1680006	1494433	4.381	3.566m
13)	pp DDD	20.44	23.15	1455235	1459655	4.283	3.810
14)	endosulfan 2	20.67	23.28	1602273	1536121	4.114	3.492
15)	pp DDT	21.31	24.12	1554202	1548344	4.285	3.804
16)	endrin aldehyde	22.03	24.37	1356198	1293558	4.082	3.617
18)	endosulfan sulfa	23.37	25.25	1525486	1391949	4.002	3.598
19)	methoxychlor	22.99	26.37	830749	731506	4.178	3.718
20)	endrin ketone	0.00	0.00	0	0	N.D. d	N.D. d
21)	alpha-cdane	0.00	0.00	0	0	N.D.	N.D. d
22)	gamma-cdane	0.00	0.00	0	0	N.D.	N.D.

(f)=RT Delta > 1/2 Window (#)=Amounts differ by > 25% (m)=manual int.

Signal #1 : C:\SVGC2FILES\030909\03090910.D\data.ms Vial: 10
Signal #2 : C:\SVGC2FILES\030909\03090910.D\CONFIRM.D\data.ms
Acq On : 09 Mar 2009 07:47 PM Operator: GW
Sample : rmp 2.0 Inst : SVGC2
Misc : Multiplr: 1.00
IntFile Signal #1: rteint.p IntFile Signal #2: rteint2.p
Quant Time: Mar 11 11:08 2009 Quant Results File: RMPN0303.RES

Quant Method : C:\SVGC2METH\RMPN0303.M (RTE Integrator)
Title : Restek 608 pesticides
Last Update : Wed Mar 04 15:36:05 2009
Response via : Single Level Calibration
DataAcq Meth : RMPN1.MTH

Volume Inj. :
Signal #1 Phase : Signal #2 Phase:
Signal #1 Info : Signal #2 Info :

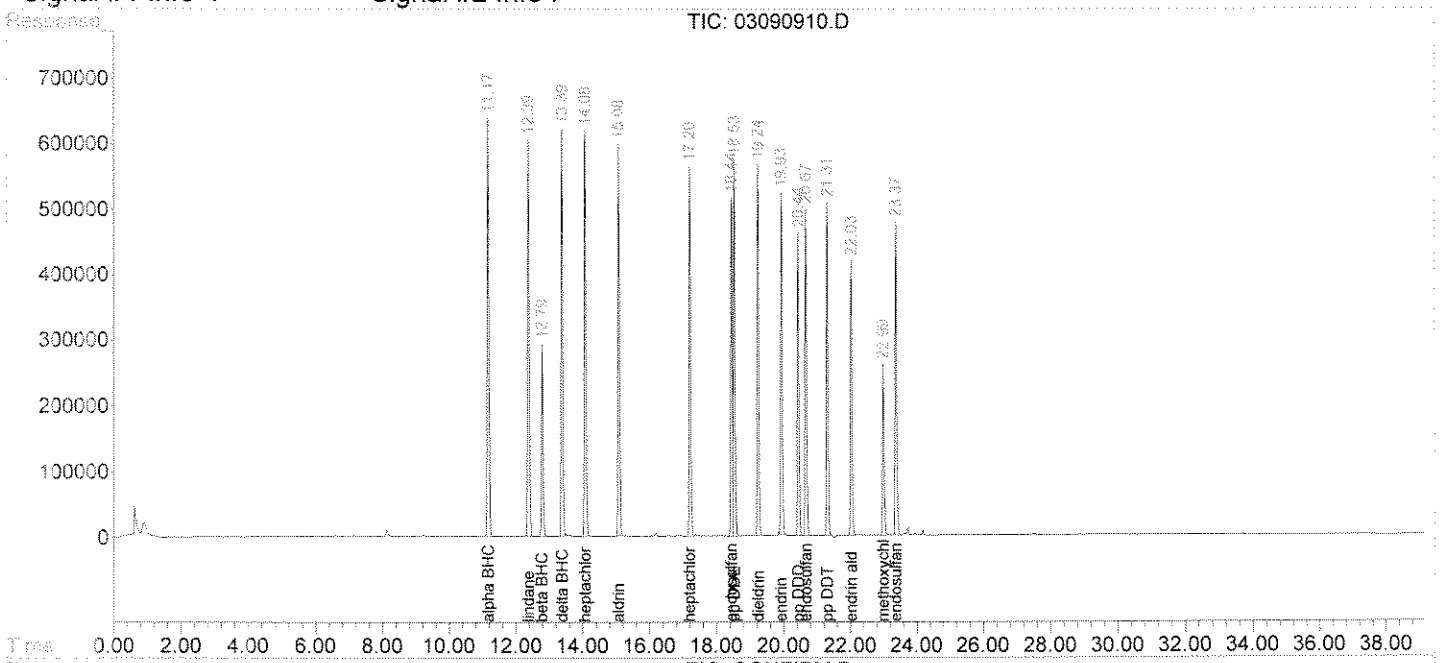

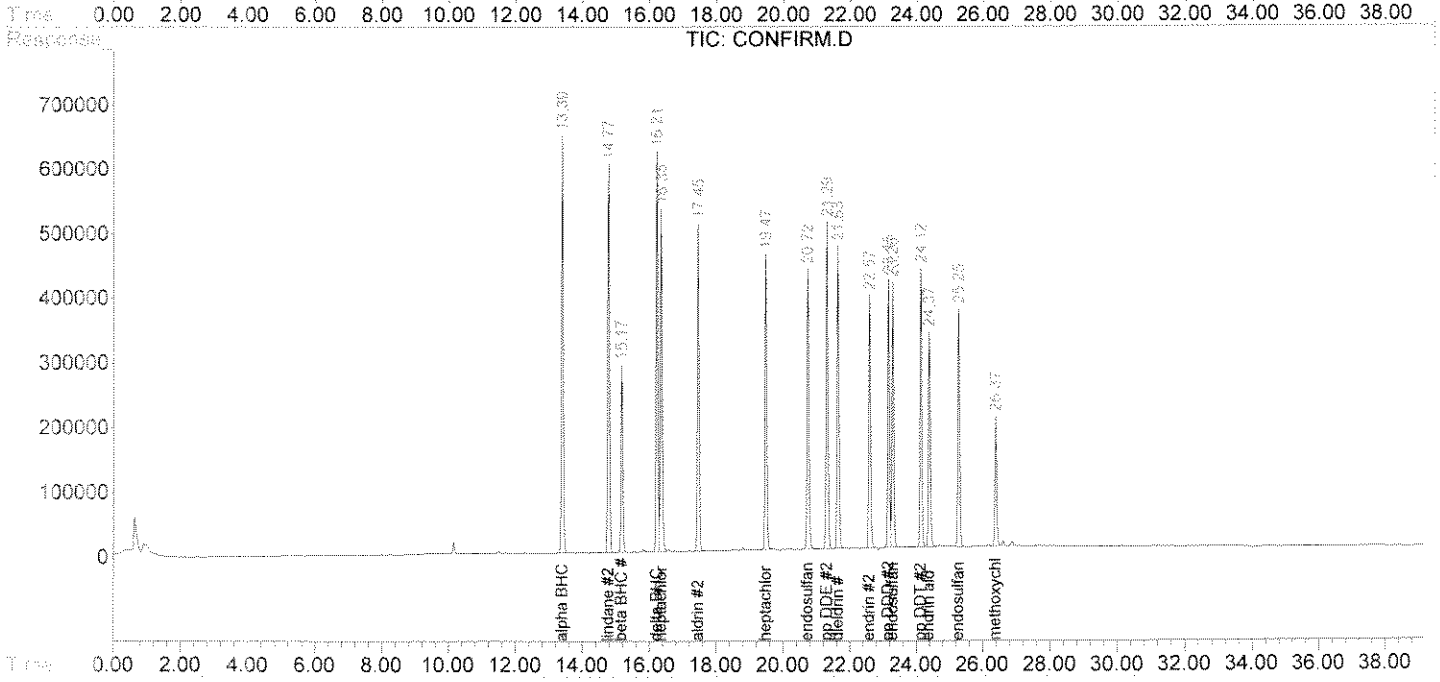

Quantitation Report (QT Reviewed)

Signal #1 : C:\SVGC2FILES\030909\03090911.D\data.ms Vial: 11
Signal #2 : C:\SVGC2FILES\030909\03090911.D\CONFIRM.D\data.ms
Acq On : 09 Mar 2009 08:30 PM Operator: GW
Sample : surrogate std Inst : SVGC2
Misc : Multiplr: 1.00
IntFile Signal #1: rteint.p IntFile Signal #2: rteint2.p
Quant Time: Mar 11 11:09 2009 Quant Results File: RMPN0303.RES

Quant Method : C:\SVGC2METH\RMPN0303.M (RTE Integrator)
Title : Restek 608 pesticides
Last Update : Wed Mar 04 15:36:05 2009
Response via : Initial Calibration
DataAcq Meth : RMPN1.MTH

Volume Inj. :
Signal #1 Phase : Signal #2 Phase:
Signal #1 Info : Signal #2 Info :

	Compound	RT#1	RT#2	Resp#1	Resp#2	Conc#1	Conc#2
	System Monitoring Compounds						
1)	S1 tetrachloro-m-xy	8.92	10.80	1349347	1531016	230.403m	201.956
17)	S2 dibutyl chlorend	24.32	26.73	1248207	1101453	197.058	182.706m
	Target Compounds						
2)	alpha BHC	0.00	0.00	0	0	N.D.	N.D.
3)	lindane	0.00	0.00	0	0	N.D.	N.D.
4)	heptachlor	0.00	0.00	0	0	N.D.	N.D.
5)	aldrin	0.00	0.00	0	0	N.D. d	N.D.
6)	beta BHC	0.00	0.00	0	0	N.D. d	N.D.
7)	delta BHC	0.00	0.00	0	0	N.D.	N.D.
8)	heptachlor epoxi	0.00	0.00	0	0	N.D.	N.D.
9)	endosulfan 1	0.00	0.00	0	0	N.D.	N.D.
10)	pp DDE	0.00	0.00	0	0	N.D.	N.D.
11)	dieldrin	0.00	0.00	0	0	N.D.	N.D.
12)	endrin	0.00	0.00	0	0	N.D.	N.D.
13)	pp DDD	0.00	0.00	0	0	N.D.	N.D.
14)	endosulfan 2	0.00	0.00	0	0	N.D.	N.D.
15)	pp DDT	0.00	0.00	0	0	N.D.	N.D.
16)	endrin aldehyde	0.00	0.00	0	0	N.D.	N.D.
18)	endosulfan sulfa	0.00	0.00	0	0	N.D. d	N.D. d
19)	methoxychlor	0.00	0.00	0	0	N.D.	N.D.
20)	endrin ketone	0.00	0.00	0	0	N.D.	N.D. d
21)	alpha-cdane	0.00	0.00	0	0	N.D.	N.D.
22)	gamma-cdane	0.00	0.00	0	0	N.D.	N.D.

(f)=RT Delta > 1/2 Window (#)=Amounts differ by > 25% (m)=manual int.

Quantitation Report

Signal #1 : C:\SVGC2FILES\030909\03090911.D\data.ms Vial: 11
Signal #2 : C:\SVGC2FILES\030909\03090911.D\CONFIRM.D\data.ms
Acq On : 09 Mar 2009 08:30 PM Operator: GW
Sample : surrogate std Inst : SVGC2
Misc : Multiplr: 1.00
IntFile Signal #1: rteint.p IntFile Signal #2: rteint2.p
Quant Time: Mar 11 11:09 2009 Quant Results File: RMPN0303.RES

Quant Method : C:\SVGC2METH\RMPN0303.M (RTE Integrator)
Title : Restek 608 pesticides
Last Update : Wed Mar 04 15:36:05 2009
Response via : Single Level Calibration
DataAcq Meth : RMPN1.MTH

Volume Inj. :
Signal #1 Phase : Signal #2 Phase:
Signal #1 Info : Signal #2 Info :

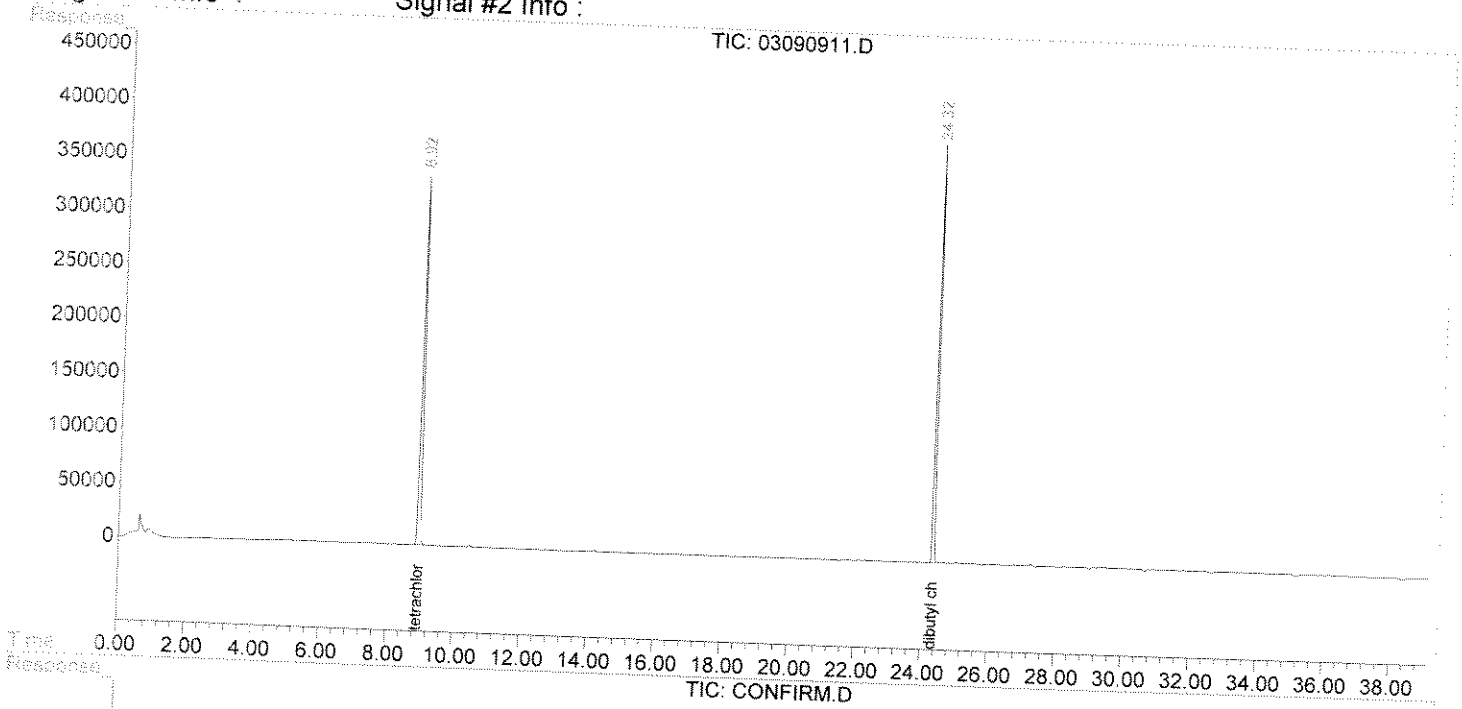

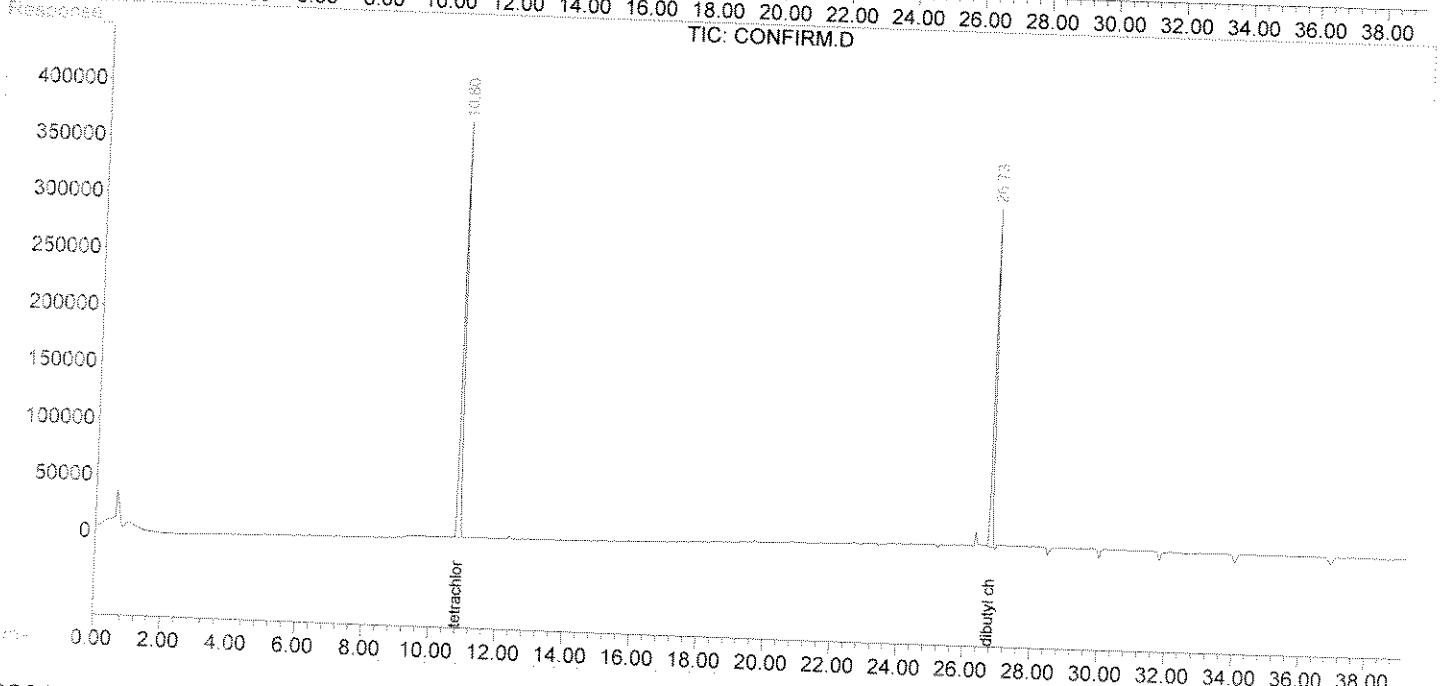

Pesticide Calibration Verification Summary

method: 608
instrument: SVGC 2, H.P. 5890
primary column: Rtx-CLPesticides, 30 m x 0.25 mm

sample: Organochlorine Pesticides Mix
from Chem Service Lot: 364-67A

Date: 3/10/09
Time: 2306

compound	true value	%RPD limits	result	%RPD
alpha BHC	1.00	15	1.17	17*
lindane	1.00	15	1.17	17*
heptachlor	1.00	15	1.17	17*
aldrin	1.00	15	1.18	18*
beta BHC	1.00	15	1.16	16*
delta BHC	1.00	15	1.16	16*
heptachlor epoxide	1.00	15	1.19	19*
endosulfan 1	1.00	15	1.19	19*
pp DDE	1.00	15	1.18	18*
dieldrin	1.00	15	1.19	19*
endrin	1.00	15	1.14	14
pp DDD	1.00	15	1.18	18*
endosulfan 2	1.00	15	1.20	20*
pp DDT	1.00	15	1.15	15
endrin aldehyde	1.00	15	1.12	12
endosulfan sulfate	1.00	15	1.14	14
methoxychlor	1.00	15	1.17	17*

*compound exceeded 15% RPD of initial calibration

This standard applies to calibration for sequence 030909

Quantitation Report (QT Reviewed)

Signal #1 : C:\SVGC2FILES\030909\03090920.D\data.ms Vial: 20
Signal #2 : C:\SVGC2FILES\030909\03090920.D\CONFIRM.D\data.ms
Acq On : 10 Mar 2009 03:01 AM Operator: GW
Sample : chem s qc Inst : SVGC2
Misc : MultiplIr: 1.00
IntFile Signal #1: rteint.p IntFile Signal #2: rteint2.p
Quant Time: Mar 11 11:17 2009 Quant Results File: RMPN0309.RES

Quant Method : C:\SVGC2METH\RMPN0309.M (RTE Integrator)
Title : Restek 608 pesticides
Last Update : Wed Mar 11 11:10:38 2009
Response via : Initial Calibration
DataAcq Meth : RMPN1.MTH

Volume Inj. :
Signal #1 Phase : Signal #2 Phase:
Signal #1 Info : Signal #2 Info :

	Compound	RT#1	RT#2	Resp#1	Resp#2	Conc#1	Conc#2
	System Monitoring Compounds						
1)	S1 tetrachloro-m-xy	0.00	0.00	0	0	N.D.	N.D.
17)	S2 dibutyl chlorend	0.00	0.00	0	0	N.D.	N.D.
	Target Compounds						
2)	alpha BHC	11.17	13.39	1290198	1326766	1.173m	1.149
3)	lindane	12.37	14.77	1178048	1216924	1.165	1.160
4)	heptachlor	14.08	16.35	1174176	1117955	1.166	1.150m
5)	aldrin	15.08	17.44	1109017	1098135	1.181m	1.171
6)	beta BHC	12.79	15.17	543062	591219	1.164	1.154
7)	delta BHC	13.39	16.21	1160313	1212594	1.164	1.142
8)	heptachlor epoxi	17.20	19.47	1054691	1004060	1.191	1.194
9)	endosulfan 1	18.44	20.72	954142	968266	1.188	1.187
10)	pp DDE	18.53	21.29	971824	1063370	1.175m	1.172
11)	dieldrin	19.24	21.63	1063807	1007563	1.194	1.187
12)	endrin	19.93	22.57	936005	852991	1.141	1.149
13)	pp DDD	20.44	23.15	835340	835547	1.176	1.173
14)	endosulfan 2	20.67	23.28	944229	921961	1.199	1.210
15)	pp DDT	21.31	24.12	869718	860074	1.146	1.143
16)	endrin aldehyde	22.03	24.37	743062	725638	1.118	1.134
18)	endosulfan sulfa	23.37	25.25	853179	785904	1.141	1.142m
19)	methoxychlor	22.99	26.37	483964	427854	1.172	1.174
20)	endrin ketone	24.17	26.87	38185	37544	0.105	0.103
21)	alpha-cdane	18.07	20.72	4297	968266	0.012	2.194 #
22)	gamma-cdane	17.63	0.00	5017	0	0.013	N.D. #

(f)=RT Delta > 1/2 Window (#)=Amounts differ by > 25% (m)=manual int.
03090920.D RMPN0309.M Wed Mar 25 11:31:42 2009 SVGC3

Quantitation Report

Signal #1 : C:\SVGC2FILES\030909\03090920.D\data.ms Vial: 20
Signal #2 : C:\SVGC2FILES\030909\03090920.D\CONFIRM.D\data.ms
Acq On : 10 Mar 2009 03:01 AM Operator: GW
Sample : chem s qc Inst : SVGC2
Misc : MultiplIr: 1.00
IntFile Signal #1: rteint.p IntFile Signal #2: rteint2.p
Quant Time: Mar 11 11:17 2009 Quant Results File: RMPN0309.RES

Quant Method : C:\SVGC2METH\RMPN0309.M (RTE Integrator)
Title : Restek 608 pesticides
Last Update : Wed Mar 11 11:10:38 2009
Response via : Single Level Calibration
DataAcq Meth : RMPN1.MTH

Volume Inj. :
Signal #1 Phase : Signal #2 Phase:
Signal #1 Info : Signal #2 Info :

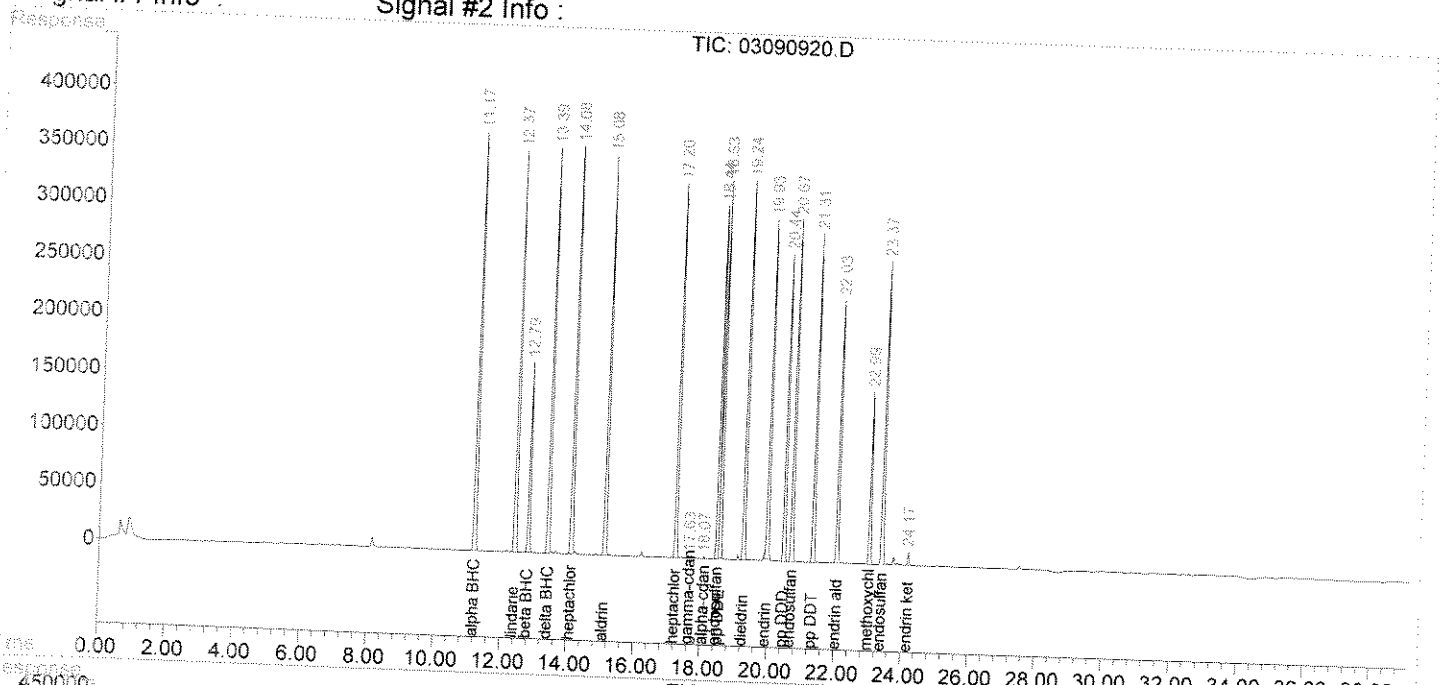

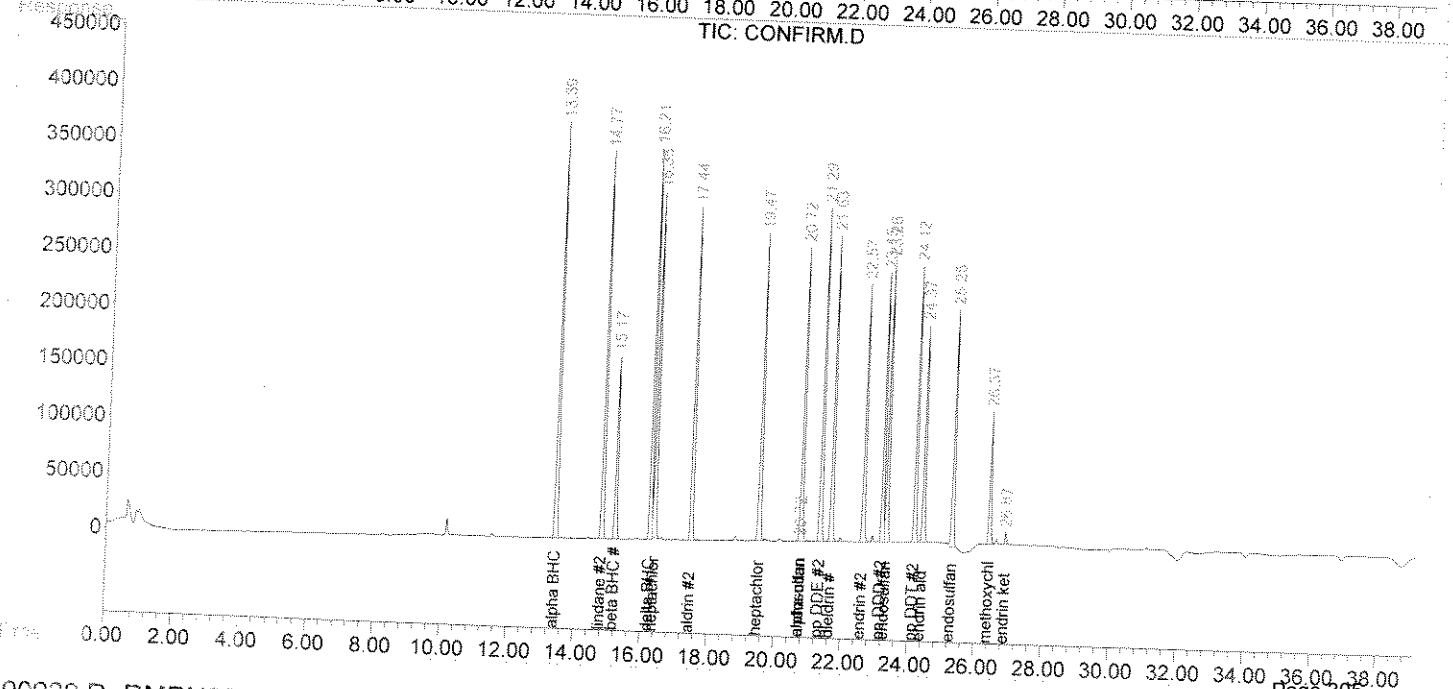

Pesticide Instrument Performace Check Summary

method: 608/8081
instrument: SVGC 2, H.P. 5890
primary column: Rtx-CLPesticides, 30 m x 0.25 mm

sample: Restek Pesticides Mix
1.2 ug/L standard

Date: 3/10/09
Time: 0757

compound	true value	%RPD limits	result	%RPD
alpha BHC	1.20	15	1.38	15
lindane	1.20	15	1.37	14
heptachlor	1.20	15	1.37	14
aldrin	1.20	15	1.36	13
beta BHC	1.20	15	1.37	14
delta BHC	1.20	15	1.38	15
heptachlor epoxide	1.20	15	1.35	13
endosulfan 1	1.20	15	1.38	15
pp DDE	1.20	15	1.35	13
dieldrin	1.20	15	1.36	13
endrin	1.20	15	1.31	9
pp DDD	1.20	15	1.37	14
endosulfan 2	1.20	15	1.35	13
pp DDT	1.20	15	1.33	11
endrin aldehyde	1.20	15	1.39	16*
endosulfan sulfate	1.20	15	1.33	11
methoxychlor	1.20	15	1.36	13

*exceeded 15% RPD

This standard applies to calibration for sequence 030909

Quantitation Report (QT Reviewed)

Signal #1 : C:\SVGC2FILES\030909\03090924.D\data.ms Vial: 24
Signal #2 : C:\SVGC2FILES\030909\03090924.D\CONFIRM.D\data.ms
Acq On : 10 Mar 2009 07:57 AM Operator: GW
Sample : rmp 1.2 Inst : SVGC2
Misc : Multiplr: 1.00
IntFile Signal #1: rteint.p IntFile Signal #2: rteint2.p
Quant Time: Mar 11 11:19 2009 Quant Results File: RMPN0309.RES

Quant Method : C:\SVGC2METH\RMPN0309.M (RTE Integrator)
Title : Restek 608 pesticides
Last Update : Wed Mar 11 11:10:38 2009
Response via : Initial Calibration
DataAcq Meth : RMPN1.MTH

Volume Inj. :
Signal #1 Phase : Signal #2 Phase:
Signal #1 Info : Signal #2 Info :

Compound	RT#1	RT#2	Resp#1	Resp#2	Conc#1	Conc#2
System Monitoring Compounds						
1) S1 tetrachloro-m-xy	0.00	0.00	0	0	N.D.	N.D.
17) S2 dibutyl chlorend	0.00	0.00	0	0	N.D.	N.D.
Target Compounds						
2) alpha BHC	11.17	13.39	1513160	1668481	1.375	1.445
3) lindane	12.39	14.77	1381210	1540798	1.366	1.469
4) heptachlor	14.08	16.35	1378386	1378777	1.368	1.418
5) aldrin	15.09	17.45	1277419	1353310	1.360	1.443
6) beta BHC	12.80	15.17	638970	743313	1.369	1.451
7) delta BHC	13.39	16.21	1372586	1513019	1.377	1.425
8) heptachlor epoxi	17.21	19.47	1198236	1202825	1.354	1.431
9) endosulfan 1	18.45	20.72	1108952	1153296	1.381m	1.414
10) pp DDE	18.53	21.29	1112932	1284816	1.345	1.416
11) dieldrin	19.24	21.63	1214977	1218475	1.363	1.435
12) endrin	19.95	22.57	1070503	1071859	1.305	1.444
13) pp DDD	20.44	23.15	970039	1028775	1.366	1.444
14) endosulfan 2	20.67	23.28	1062556	1061938	1.349	1.394
15) pp DDT	21.31	24.12	1007779	1056660	1.328	1.405
16) endrin aldehyde	22.03	24.37	922066	932846	1.387	1.458
18) endosulfan sulfa	23.37	25.25	993511	962876	1.329	1.399
19) methoxychlor	23.00	26.37	560245	519623	1.356	1.426
20) endrin ketone	24.19	26.85f	41518	44009	0.114	0.121
21) alpha-cdane	0.00	20.72	0	1153296	N.D.	2.613 #
22) gamma-cdane	0.00	20.15	0	68825	N.D.	0.149 #

(f)=RT Delta > 1/2 Window (#)=Amounts differ by > 25% (m)=manual int.

Quantitation Report

Signal #1 : C:\SVGC2FILES\030909\03090924.D\data.ms Vial: 24
Signal #2 : C:\SVGC2FILES\030909\03090924.D\CONFIRM.D\data.ms
Acq On : 10 Mar 2009 07:57 AM Operator: GW
Sample : rmp 1.2 Inst : SVGC2
Misc : MultiplIr: 1.00
IntFile Signal #1: rteint.p IntFile Signal #2: rteint2.p
Quant Time: Mar 11 11:19 2009 Quant Results File: RMPN0309.RES

Quant Method : C:\SVGC2METH\RMPN0309.M (RTE Integrator)
Title : Restek 608 pesticides
Last Update : Wed Mar 11 11:10:38 2009
Response via : Single Level Calibration
DataAcq Meth : RMPN1.MTH

Volume Inj. :
Signal #1 Phase : Signal #2 Phase:
Signal #1 Info : Signal #2 Info :

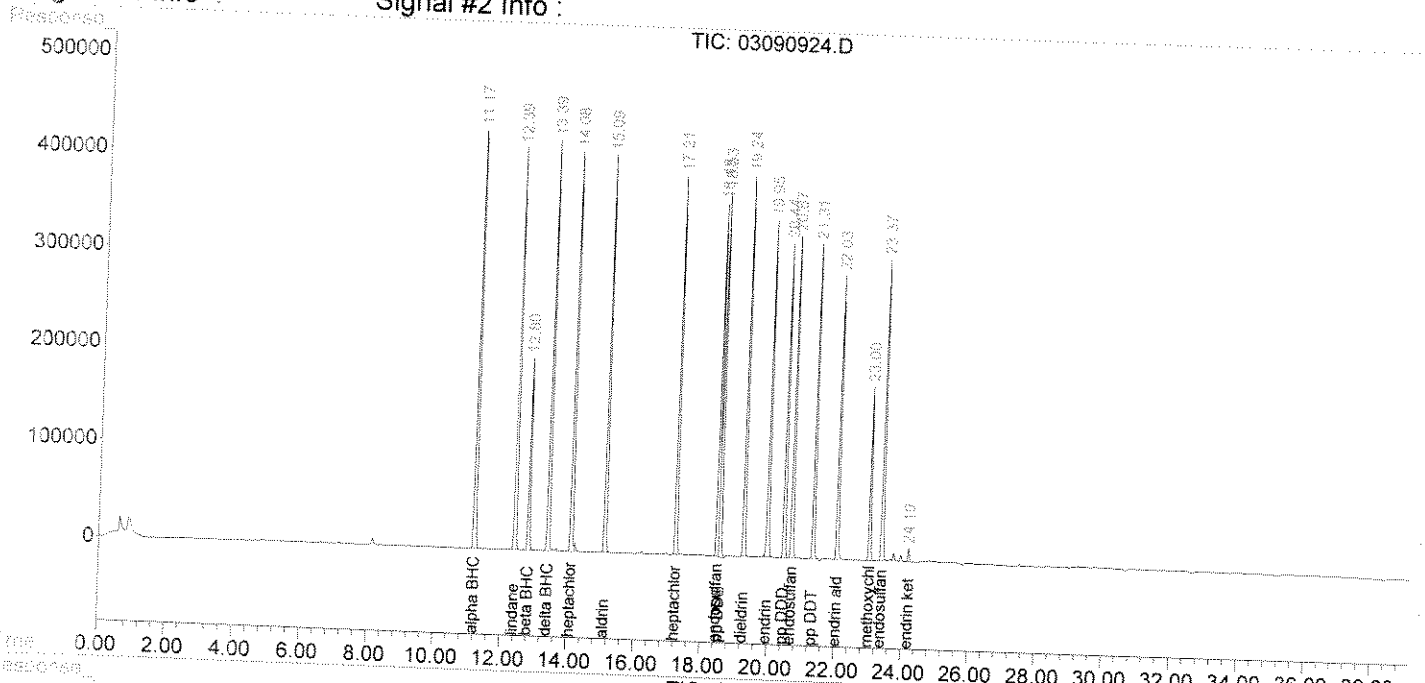

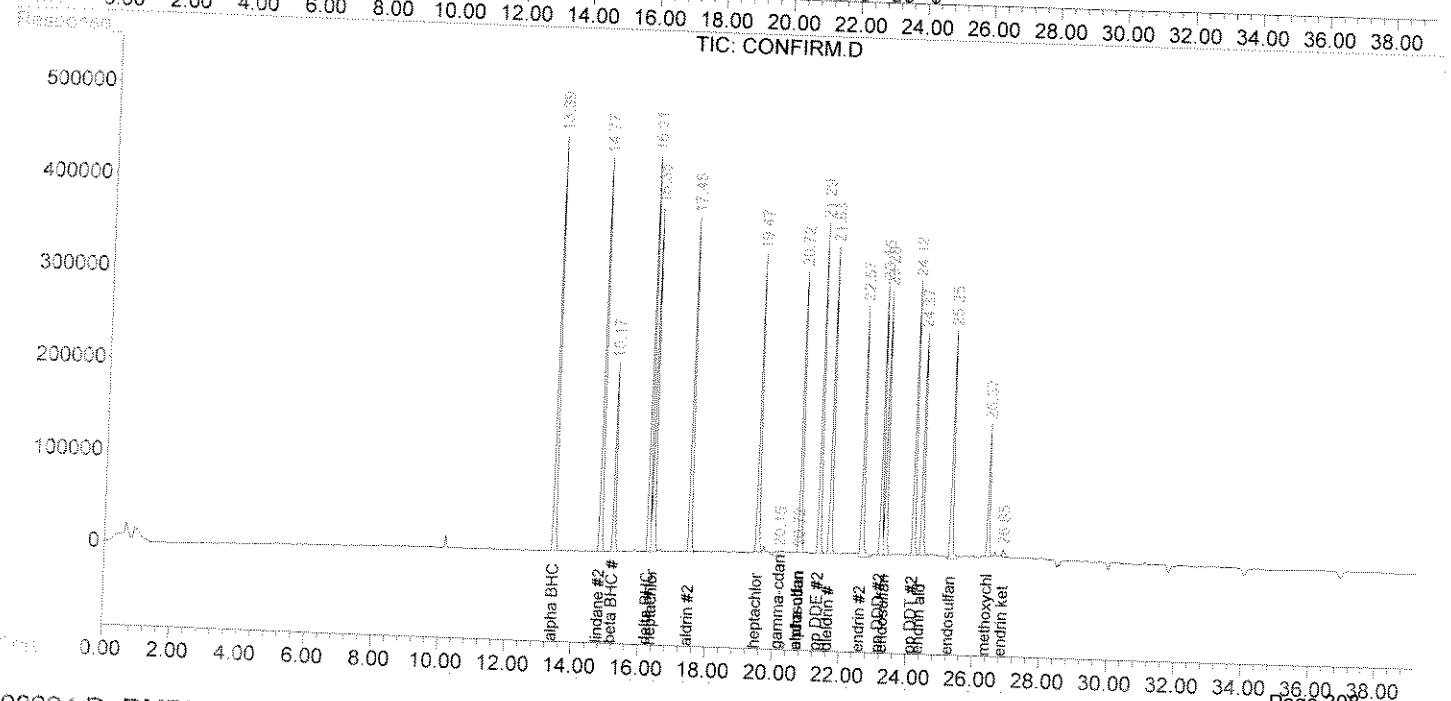

Endrin and ppDDT Breakdown Summary

method: 608

instrument: SVGC 2, H.P. 5890
primary column: RTX-CLPesticides, 30 m x 0.2 mm

sample id: Restek Degradation Check Mix (Endrin + ppDDT)
2.0 ppb INT from 100ug/ml stock lot# A005466

Date of Analysis	Time of Analysis	Endrin response	Endrin Aldehyde response	Endrin Ketone response	% Breakdown Endrin
3/9/09	1525	1128148	0	9821	1%
3/10/09	0840	1778462	83644	91203	9%

%Breakdown = Endrin Aldehyde + Endrin Ketone/ Endrin + Endrin Aldehyde + Endin Ketone x 100
Endrin

Date of Analysis	Time of Analysis	ppDDT response	ppDDE response	ppDDD response	% Breakdown ppDDT
3/9/09	1525	1025154	11529	9966	2%
3/10/09	0840	1664601	22159	37657	3%

%Breakdown = ppDDE + ppDDD/ ppDDT + ppDDE + ppDDD x 100
ppDDT

* QC limit (15%).

Quantitation Report (QT Reviewed)

Signal #1 : C:\SVGC2FILES\030909\03090904.D\data.ms Vial: 4
Signal #2 : C:\SVGC2FILES\030909\03090904.D\CONFIRM.D\data.ms
Acq On : 09 Mar 2009 03:25 PM Operator: GW
Sample : endrin + ppDDT Inst : SVGC2
Misc : MultiplIr: 1.00
IntFile Signal #1: rteint.p IntFile Signal #2: rteint2.p
Quant Time: Mar 11 10:59 2009 Quant Results File: RMPN0303.RES

Quant Method : C:\SVGC2METH\RMPN0303.M (RTE Integrator)
Title : Restek 608 pesticides
Last Update : Wed Mar 04 15:36:05 2009
Response via : Initial Calibration
DataAcq Meth : RMPN1.MTH

Volume Inj. :
Signal #1 Phase : Signal #2 Phase:
Signal #1 Info : Signal #2 Info :

Compound	RT#1	RT#2	Resp#1	Resp#2	Conc#1	Conc#2
System Monitoring Compounds						
1) S1 tetrachloro-m-xy	0.00	0.00	0	0	N.D.	N.D.
17) S2 dibutyl chlorend	24.28f	26.81	76426	194691	12.066	32.295 #
Target Compounds						
2) alpha BHC	0.00	13.37f	0	78651	N.D.	0.138 #
3) lindane	0.00	0.00	0	0	N.D.	N.D.
4) heptachlor	0.00	0.00	0	0	N.D.	N.D.
5) aldrin	0.00	0.00	0	0	N.D.	N.D.
6) beta BHC	0.00	0.00	0	0	N.D.	N.D.
7) delta BHC	0.00	0.00	0	0	N.D.	N.D.
8) heptachlor epoxi	17.25	19.49	30532	243208	0.073	0.513 #
9) endosulfan 1	18.55f	0.00	11529	0	0.030	N.D. #
10) pp DDE	18.55	21.29	11529	12095	0.030	0.024m
11) dieldrin	0.00	0.00	0	0	N.D.	N.D.
12) endrin	19.95	22.59	1128148	950706	2.942m	2.268
13) pp DDD	20.44	0.00	9966	0	0.029m	N.D. #
14) endosulfan 2	0.00	0.00	0	0	N.D.	N.D.
15) pp DDT	21.32	24.13	1025154	917125	2.826	2.253
16) endrin aldehyde	0.00	0.00	0	0	N.D.	N.D.
18) endosulfan sulfa	0.00	0.00	0	0	N.D.	N.D.
19) methoxychlor	0.00	26.44	0	65042	N.D.	0.331 #
20) endrin ketone	24.19	26.88	9821	88927	0.027m	0.244m#
21) alpha-cdane	0.00	20.59	0	237224	N.D.	0.538 #
22) gamma-cdane	0.00	0.00	0	0	N.D.	N.D.

(f)=RT Delta > 1/2 Window (#)=Amounts differ by > 25% (m)=manual int.

Quantitation Report

Signal #1 : C:\SVGC2FILES\030909\03090904.D\data.ms Vial: 4
Signal #2 : C:\SVGC2FILES\030909\03090904.D\CONFIRM.D\data.ms
Acq On : 09 Mar 2009 03:25 PM Operator: GW
Sample : endrin + ppDDT Inst : SVGC2
Misc : Multiplr: 1.00
IntFile Signal #1: rteint.p IntFile Signal #2: rteint2.p
Quant Time: Mar 11 10:59 2009 Quant Results File: RMPN0303.RES

Quant Method : C:\SVGC2METH\RMPN0303.M (RTE Integrator)
Title : Restek 608 pesticides
Last Update : Wed Mar 04 15:36:05 2009
Response via : Single Level Calibration
DataAcq Meth : RMPN1.MTH

Volume Inj. :
Signal #1 Phase : Signal #2 Phase:
Signal #1 Info : Signal #2 Info :

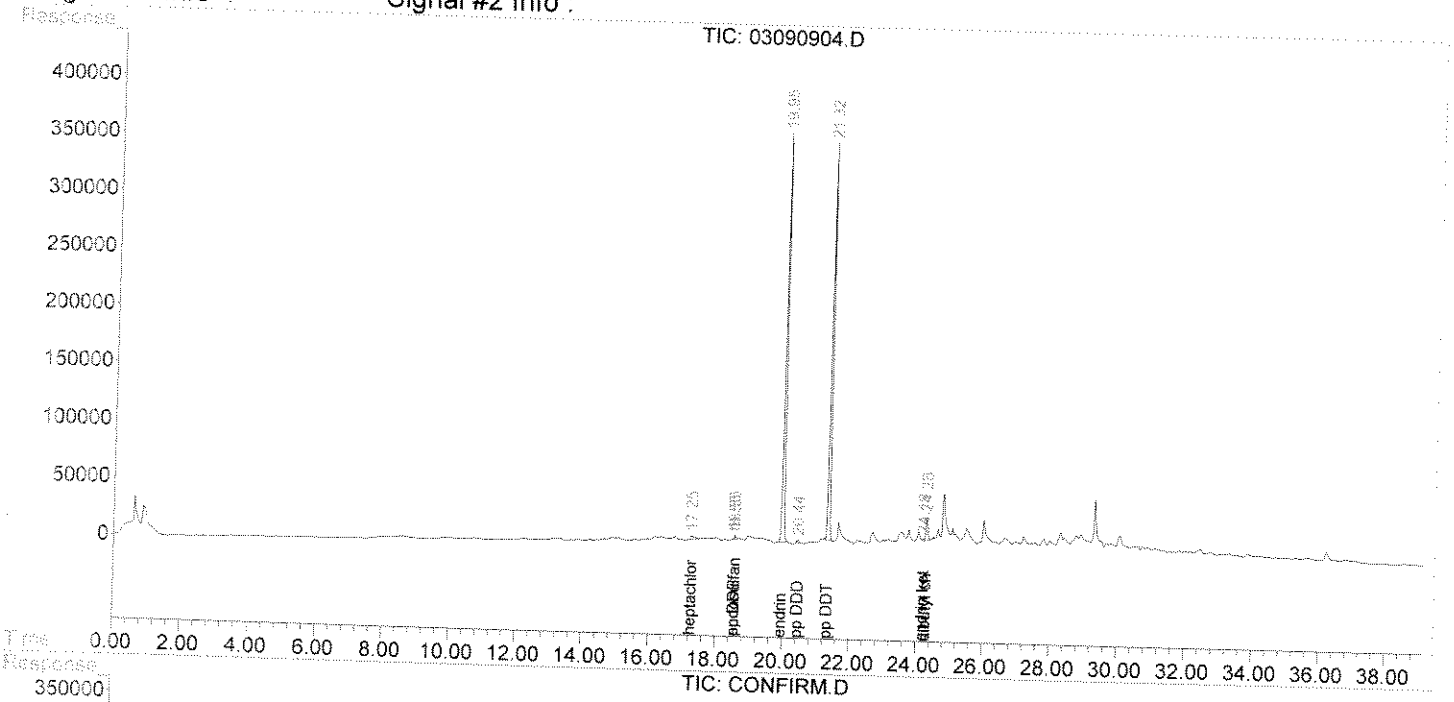

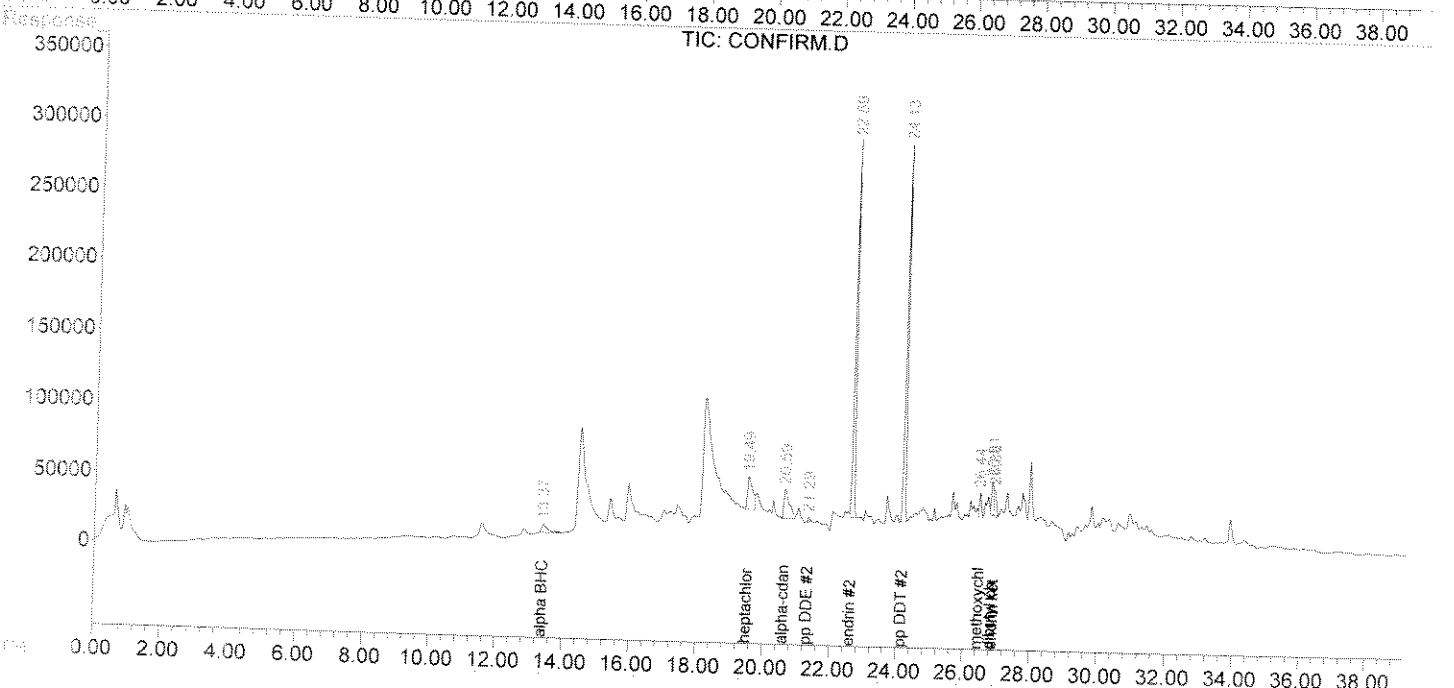

Quantitation Report (QT Reviewed)

Signal #1 : C:\SVGC2FILES\030909\03090925.D\data.ms Vial: 25
Signal #2 : C:\SVGC2FILES\030909\03090925.D\CONFIRM.D\data.ms
Acq On : 10 Mar 2009 08:40 AM Operator: GW
Sample : endrin + ppDDT Inst : SVGC2
Misc : Multiplr: 1.00
IntFile Signal #1: rteint.p IntFile Signal #2: rteint2.p
Quant Time: Mar 11 11:20 2009 Quant Results File: RMPN0309.RES

Quant Method : C:\SVGC2METH\RMPN0309.M (RTE Integrator)
Title : Restek 608 pesticides
Last Update : Wed Mar 11 11:10:38 2009
Response via : Initial Calibration
DataAcq Meth : RMPN1.MTH

Volume Inj. :
Signal #1 Phase : Signal #2 Phase:
Signal #1 Info : Signal #2 Info :

	Compound	RT#1	RT#2	Resp#1	Resp#2	Conc#1	Conc#2
	System Monitoring Compounds						
1)	S1 tetrachloro-m-xy	0.00	0.00	0	0	N.D.	N.D.
17)	S2 dibutyl chlorend	0.00	0.00	0	0	N.D.	N.D.
	Target Compounds						
2)	alpha BHC	0.00	0.00	0	0	N.D.	N.D.
3)	lindane	0.00	0.00	0	0	N.D.	N.D.
4)	heptachlor	0.00	0.00	0	0	N.D.	N.D.
5)	aldrin	0.00	0.00	0	0	N.D.	N.D.
6)	beta BHC	0.00	0.00	0	0	N.D.	N.D.
7)	delta BHC	0.00	0.00	0	0	N.D.	N.D.
8)	heptachlor epoxi	0.00	0.00	0	0	N.D.	N.D.
9)	endosulfan 1	18.53f	0.00	29157	0	0.036	N.D. #
10)	pp DDE	18.53	21.28	22159	37909	0.027m	0.042 #
11)	dieldrin	0.00	0.00	0	0	N.D.	N.D.
12)	endrin	19.93	22.57	1778462	1637002	2.168	2.206
13)	pp DDD	20.43	23.13	37657	56111	0.053	0.079 #
14)	endosulfan 2	20.73f	0.00	4272	0	0.005	N.D. #
15)	pp DDT	21.31	24.12	1664601	1730422	2.193	2.300
16)	endrin aldehyde	22.03	24.37	83644	89392	0.126	0.140
18)	endosulfan sulfa	0.00	0.00	0	0	N.D.	N.D.
19)	methoxychlor	0.00	0.00	0	0	N.D.	N.D.
20)	endrin ketone	24.17	26.87	91203	90646	0.251	0.249
21)	alpha-cdane	0.00	0.00	0	0	N.D.	N.D.
22)	gamma-cdane	0.00	0.00	0	0	N.D.	N.D.

(f)=RT Delta > 1/2 Window (#)=Amounts differ by > 25% (m)=manual int.

Quantitation Report

Signal #1 : C:\SVGC2FILES\030909\03090925.D\data.ms Vial: 25
Signal #2 : C:\SVGC2FILES\030909\03090925.D\CONFIRM.D\data.ms
Acq On : 10 Mar 2009 08:40 AM Operator: GW
Sample : endrin + ppDDT Inst : SVGC2
Misc : MultiplIr: 1.00
IntFile Signal #1: rteint.p IntFile Signal #2: rteint2.p
Quant Time: Mar 11 11:20 2009 Quant Results File: RMPN0309.RES

Quant Method : C:\SVGC2METH\RMPN0309.M (RTE Integrator)
Title : Restek 608 pesticides
Last Update : Wed Mar 11 11:10:38 2009
Response via : Single Level Calibration
DataAcq Meth : RMPN1.MTH

Volume Inj. :
Signal #1 Phase : Signal #2 Phase:
Signal #1 Info : Signal #2 Info :

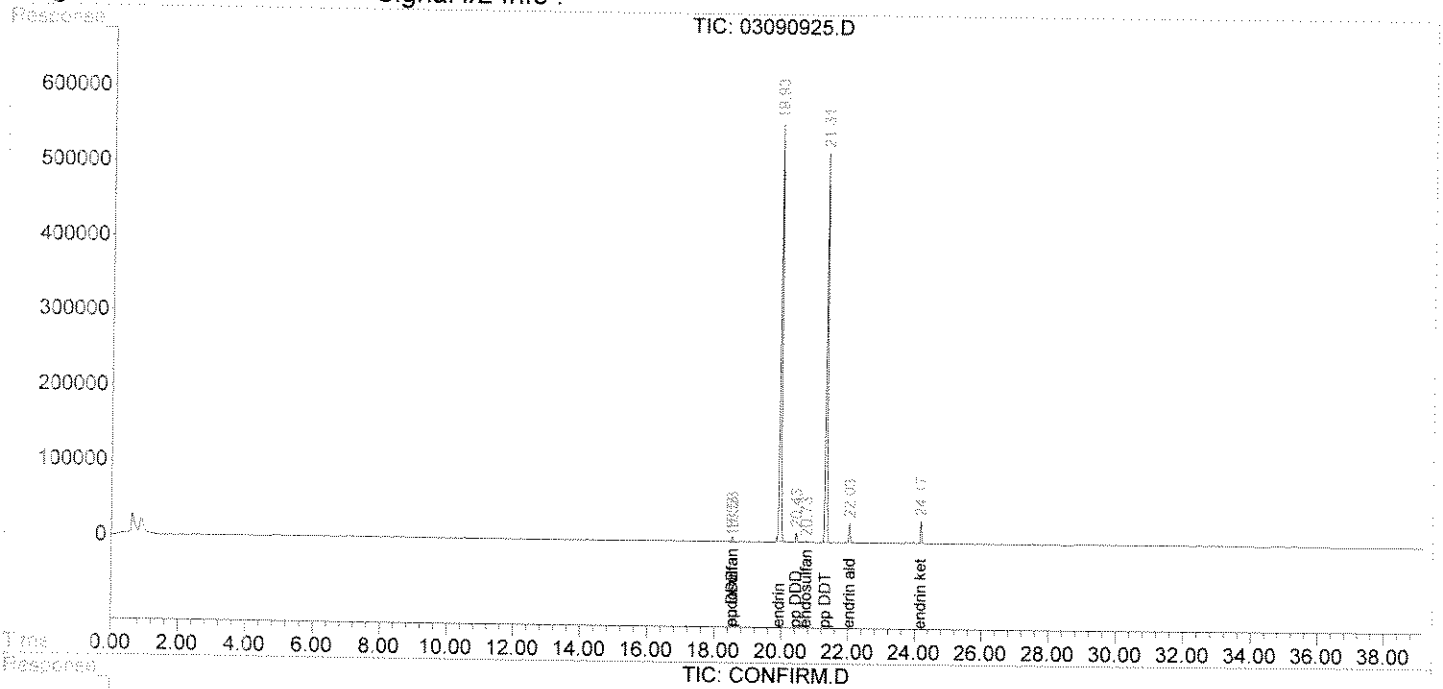

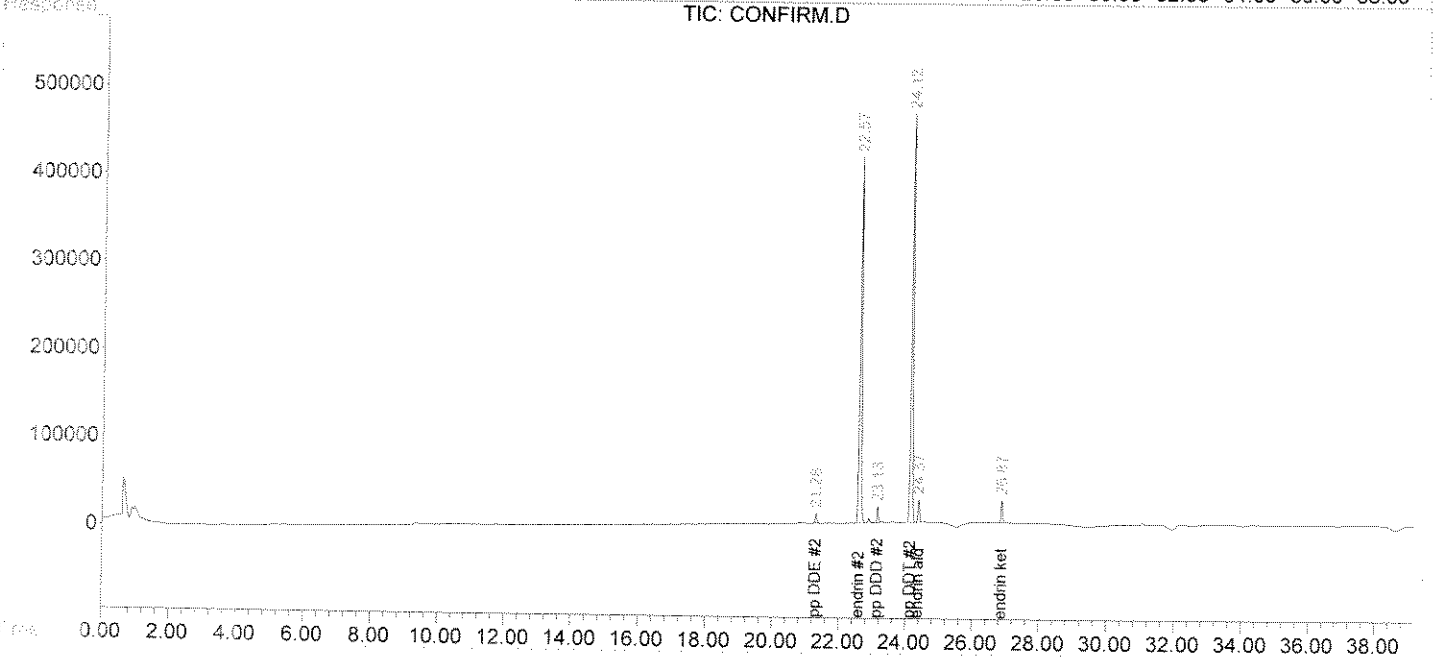

PESTICIDES ANALYTICAL SEQUENCE

Surrogate RT from initial cal. Dibutyl chlorendate : 24.32			
Lab No	Date analyzed	Time analyzed	DBC # RT
Endrin & ppDDT	3/9/09	1525	
Pesticides Mix 0.05 ppb	3/9/09	1610	
Pesticides Mix 0.4 ppb	3/9/09	1653	
Pesticides Mix 0.8 ppb	3/9/09	1737	
Pesticides Mix 1.2 ppb	3/9/09	1820	
Pesticides Mix 1.6 ppb	3/9/09	1903	
Pesticides Mix 2.0 ppb	3/9/09	1947	
surrogate standard	3/9/09	2030	24.32
Chlordane 0.2 ppb	3/9/09	2114	
Toxaphene 1.0 ppb	3/9/09	2157	
Method Blank x1	3/9/09	2240	24.32
Pest Spike NC x1	3/9/09	2324	24.32
Pest Spike dup NC x1	3/10/09	0007	24.32
Pest LCS NC x1	3/10/09	0051	24.32
Aroclor 1016/1260 1.0ppb	3/10/09	0134	
Aroclor 1221 1.0ppb	3/10/09	0218	
Pesticides Reference	3/10/09	0301	
290790.00 NC x1	3/10/09	0344	24.32
TAGM 0.4 ppb	3/10/09	0428	
TAGM 0.1 ppb	3/10/09	0511	
Pesticides Mix 1.2 ppb	3/10/09	0757	
Endrin & ppDDT	3/10/09	0840	

RAW DATA for analytical sequence 03/09/09

Quantitation Report

Signal #1 : C:\HPCHEM\5\DATA\030909\03090904.D Vial: 4
Signal #2 : C:\HPCHEM\5\DATA\030909\03090904.D\CONFIRM.D
Acq On : 09 Mar 09 03:25 PM Operator: GW
Sample : endrin + ppDDT Inst : SVGC2
Misc : Multiplr: 1.00
Quant Time: Mar 9 16:07 19109

Method : C:\HPCHEM\5\METHODS\RMPN1.M
Title : Restek 608 pesticides
Last Update : Thu Feb 26 13:54:45 2009
Response via : Single Level Calibration

Volume Inj. :
Signal #1 Phase :
Signal #1 Info :
Signal #2 Phase:
Signal #2 Info :

	Compound	RT#1	RT#2	Resp#1	Resp#2	Conc#1	Conc#2
	System Monitoring Compounds						
1)	S1 tetrachloro-m-xylene	0.00	0.00	0	0	N.D.	N.D.
17)	S2 dibutyl chlorendate	24.28f	26.81f	76426	166336	8.62	28.11 #
	Target Compounds						
2)	alpha BHC	0.00	13.37	0	66307	N.D.	0.09 #
3)	lindane	0.00	0.00	0	0	N.D.	N.D.
4)	heptachlor	0.00	0.00	0	0	N.D.	N.D.
5)	aldrin	0.00	0.00	0	0	N.D.	N.D.
6)	beta BHC	0.00	0.00	0	0	N.D.	N.D.
7)	delta BHC	0.00	0.00	0	0	N.D.	N.D.
8)	heptachlor epoxide	17.25	19.49	22066	206561	N.D.	0.44
9)	endosulfan 1	18.55	0.00	2132	0	N.D.	N.D.
10)	pp DDE	18.55f	0.00	2132	0	N.D.	N.D.
11)	dieldrin	0.00	0.00	0	0	N.D.	N.D.
12)	endrin	19.95	22.59	1094290	925301	2.46	2.37
13)	pp DDD	20.44	0.00	19185	0	0.01	N.D. #
14)	endosulfan 2	0.00	0.00	0	0	N.D.	N.D.
15)	pp DDT	21.32	24.13	1013985	892978	1.93	2.57 #
16)	endrin aldehyde	0.00	0.00	0	0	N.D.	N.D.
18)	endosulfan sulfate	0.00	0.00	0	0	N.D.	N.D.
19)	methoxychlor	0.00	26.44	0	36910	N.D.	0.14 #

(f)=RT Delta > 1/2 Window (#)=Amounts differ by > 25% (m)=manual int.

Quantitation Report

Signal #1 : C:\HPCHEM\5\DATA\030909\03090904.D
Signal #2 : C:\HPCHEM\5\DATA\030909\03090904.D\CONFIRM.D
Acq On : 09 Mar 09 03:25 PM
Sample : endrin + ppDDT
Misc :
Quant Time: Mar 9 16:07 19109

Vial: 4
Operator: GW
Inst : SVGC2
Multiplr: 1.00

Method : C:\HPCHEM\5\METHODS\RMPN1.M
Title : Restek 608 pesticides
Last Update : Thu Feb 26 13:54:45 2009
Response via : Single Level Calibration

Volume Inj. :
Signal #1 Phase :
Signal #1 Info :

Signal #2 Phase:
Signal #2 Info :

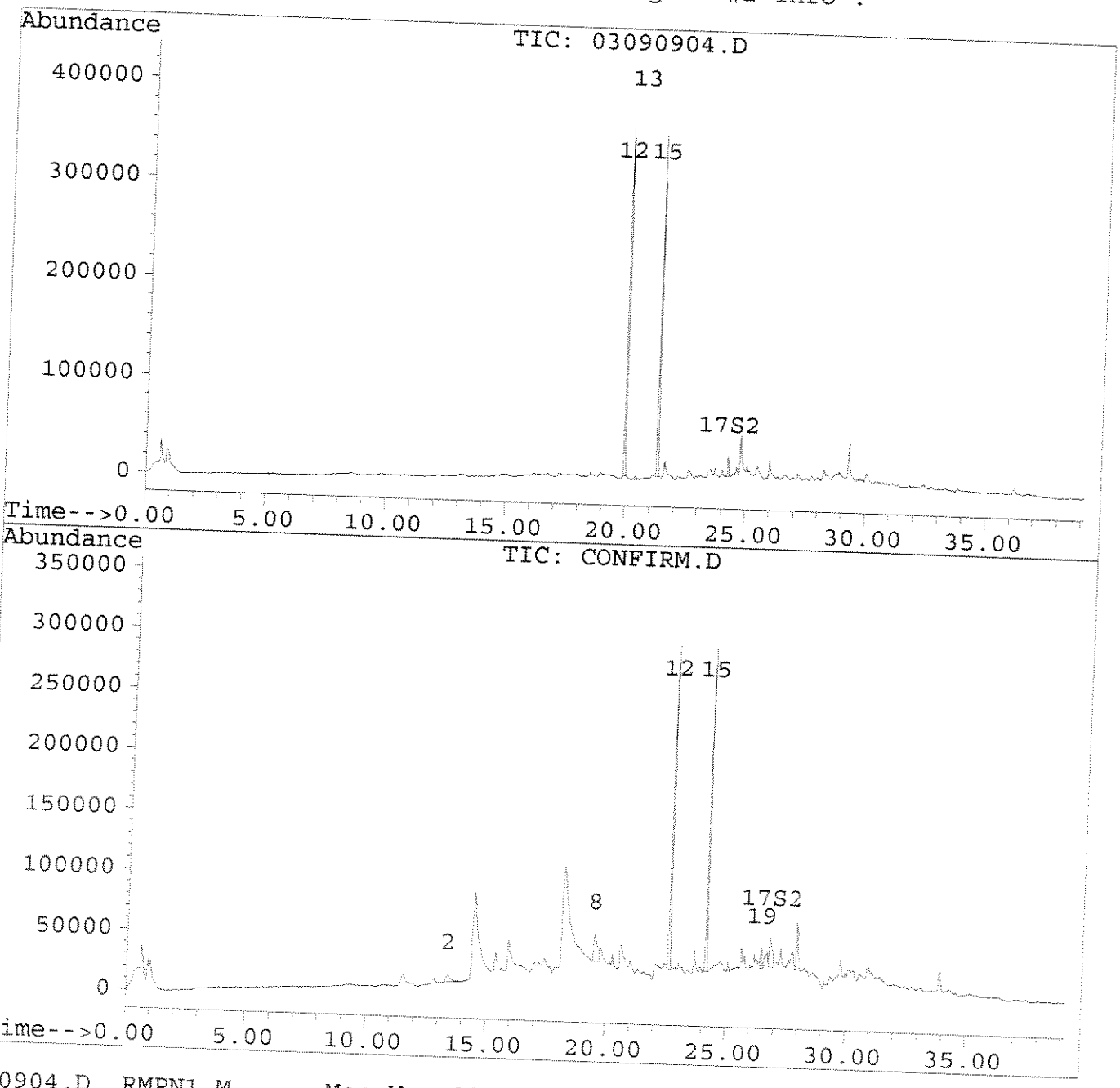

Quantitation Report

Signal #1 : C:\HPCHEM\5\DATA\030909\03090905.D Vial: 5
Signal #2 : C:\HPCHEM\5\DATA\030909\03090905.D\CONFIRM.D
Acq On : 09 Mar 09 04:10 PM Operator: GW
Sample : rmp 0.05 Inst : SVGC2
Misc : Multiplr: 1.00
Quant Time: Mar 9 16:50 19109

Method : C:\HPCHEM\5\METHODS\RMPN1.M
Title : Restek 608 pesticides
Last Update : Thu Feb 26 13:54:45 2009
Response via : Single Level Calibration

Volume Inj. :
Signal #1 Phase : Signal #2 Phase:
Signal #1 Info : Signal #2 Info :

	Compound	RT#1	RT#2	Resp#1	Resp#2	Conc#1	Conc#2	
	System Monitoring Compounds							
1)	S1 tetrachloro-m-xylene	0.00	0.00	0	0	N.D.	N.D.	
17)	S2 dibutyl chlorendate	0.00	0.00	0	0	N.D.	N.D.	
	Target Compounds							
2)	alpha BHC	11.17	13.39	46420	44735	0.05	0.05	
3)	lindane	12.39	14.77	45381	41139	0.04	0.04	
4)	heptachlor	14.08	16.35	50732	52353	0.01	N.D.	#
5)	aldrin	15.09	17.45	41627	44697	0.04	0.08	#
6)	beta BHC	12.80	15.17	24928	19219	0.00	N.D.	#
7)	delta BHC	13.39	16.21	40571	37812	0.04	0.03	
8)	heptachlor epoxide	17.21	19.47	43374	33802	0.01	0.07	#
9)	endosulfan 1	18.53	20.73	31062	52483	N.D.	0.07	
10)	pp DDE	18.45	21.29	41174	34534	0.03	0.05	#
11)	dieldrin	19.24	21.63	38576	46373	0.04	0.07	#
12)	endrin	19.95	22.59	37216	67561	0.05	0.09	#
13)	pp DDD	20.44	23.15	28654	18825	0.03	0.01	#
14)	endosulfan 2	20.67	23.28	38385	28112	0.00	0.02	#
15)	pp DDT	21.31	24.13	32748	20274	0.02	0.01	#
16)	endrin aldehyde	22.03	24.39	31530	19554	N.D.	N.D.	
18)	endosulfan sulfate	23.37	25.27	35546	39742	0.01	0.03	#
19)	methoxychlor	23.00	26.37	22118	29184	0.01	0.09	#

(f)=RT Delta > 1/2 Window (#)=Amounts differ by > 25% (m)=manual int.

Quantitation Report

Signal #1 : C:\HPCHEM\5\DATA\030909\03090905.D Vial: 5
Signal #2 : C:\HPCHEM\5\DATA\030909\03090905.D\CONFIRM.D
Acq On : 09 Mar 09 04:10 PM Operator: GW
Sample : rmp 0.05 Inst : SVGC2
Misc : Multiplr: 1.00
Quant Time: Mar 9 16:50 19109

Method : C:\HPCHEM\5\METHODS\RMPN1.M
Title : Restek 608 pesticides
Last Update : Thu Feb 26 13:54:45 2009
Response via : Single Level Calibration

Volume Inj. :
Signal #1 Phase :
Signal #1 Info :
Signal #2 Phase:
Signal #2 Info :

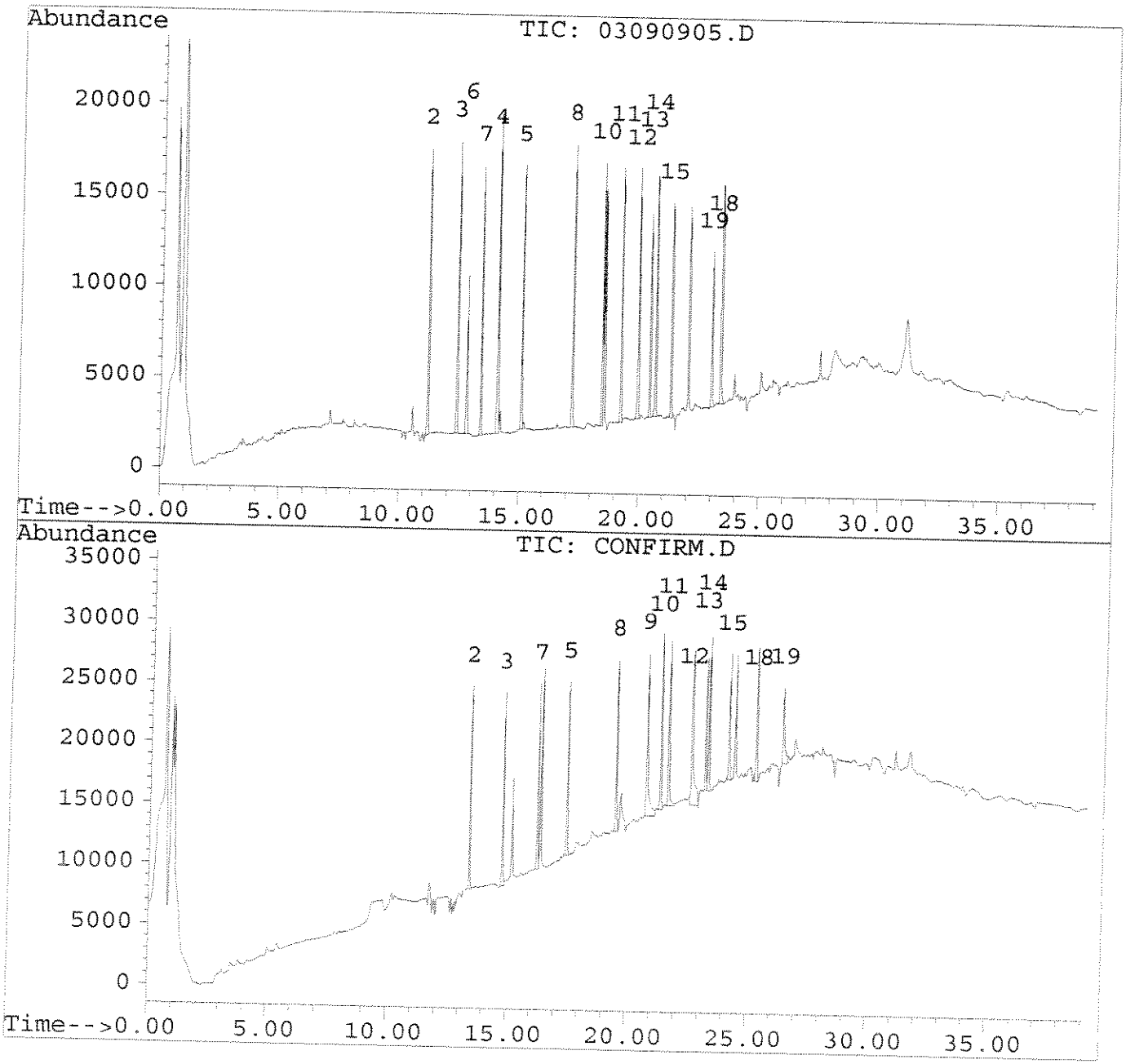

Quantitation Report

Signal #1 : C:\HPCHEM\5\DATA\030909\03090906.D Vial: 6
Signal #2 : C:\HPCHEM\5\DATA\030909\03090906.D\CONFIRM.D
Acq On : 09 Mar 09 04:53 PM Operator: GW
Sample : rmp 0.4 Inst : SVGC2
Misc : Multiplr: 1.00
Quant Time: Mar 9 17:34 19109

Method : C:\HPCHEM\5\METHODS\RMPN1.M
Title : Restek 608 pesticides
Last Update : Thu Feb 26 13:54:45 2009
Response via : Single Level Calibration

Volume Inj. :
Signal #1 Phase :
Signal #1 Info :
Signal #2 Phase:
Signal #2 Info :

	Compound	RT#1	RT#2	Resp#1	Resp#2	Conc#1	Conc#2
	System Monitoring Compounds						
1)	S1 tetrachloro-m-xylene	0.00	0.00	0	0	N.D.	N.D.
17)	S2 dibutyl chlorendate	0.00	0.00	0	0	N.D.	N.D.
	Target Compounds						
2)	alpha BHC	11.17	13.39	451683	460231	0.54	0.72 #
3)	lindane	12.39	14.77	422272	417320	0.56	0.72 #
4)	heptachlor	14.08	16.35	426200	420550	0.64	0.90 #
5)	aldrin	15.09	17.45	390934	390767	0.54	0.74 #
6)	beta BHC	12.79	15.17	200236	206284	0.55	0.73 #
7)	delta BHC	13.39	16.21	406496	414707	0.53	0.72 #
8)	heptachlor epoxide	17.21	19.47	375235	355644	0.58	0.77 #
9)	endosulfan 1	18.53	20.72	361279	359783	0.61	0.76 #
10)	pp DDE	18.45	21.29	335252	373580	0.49	0.77 #
11)	dieldrin	19.24	21.63	366435	352866	0.68	0.73
12)	endrin	19.95	22.57	346002	323066	0.75	0.77
13)	pp DDD	20.44	23.15	287742	274852	0.62	0.78 #
14)	endosulfan 2	20.67	23.28	334801	319404	0.54	0.71 #
15)	pp DDT	21.31	24.12	311230	301733	0.56	0.83 #
16)	endrin aldehyde	22.03	24.39	279159	263200	0.64	0.71
18)	endosulfan sulfate	23.37	25.25	309507	294524	0.50	0.73 #
19)	methoxychlor	23.00	26.37	183704	166411	0.70	1.00 #

(f)=RT Delta > 1/2 Window (#)=Amounts differ by > 25% (m)=manual int.

Quantitation Report

Signal #1 : C:\HPCHEM\5\DATA\030909\03090906.D Vial: 6
Signal #2 : C:\HPCHEM\5\DATA\030909\03090906.D\CONFIRM.D
Acq On : 09 Mar 09 04:53 PM Operator: GW
Sample : rmp 0.4 Inst : SVGC2
Misc : Multiplr: 1.00
Quant Time: Mar 9 17:34 19109

Method : C:\HPCHEM\5\METHODS\RMPN1.M
Title : Restek 608 pesticides
Last Update : Thu Feb 26 13:54:45 2009
Response via : Single Level Calibration

Volume Inj. :
Signal #1 Phase :
Signal #1 Info :
Signal #2 Phase:
Signal #2 Info :

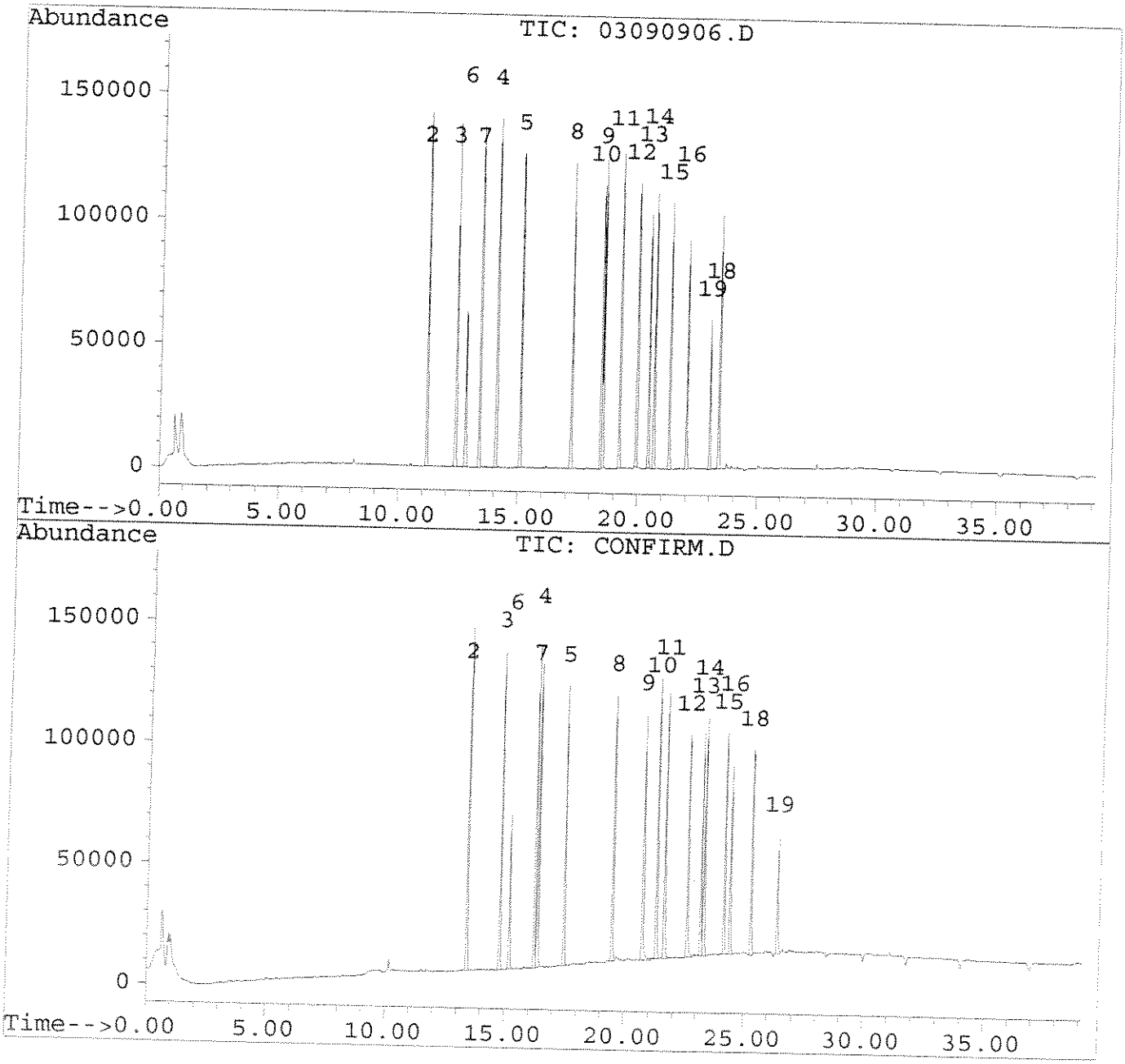

Quantitation Report

Signal #1 : C:\HPCHEM\5\DATA\030909\03090907.D Vial: 7
Signal #2 : C:\HPCHEM\5\DATA\030909\03090907.D\CONFIRM.D
Acq On : 09 Mar 09 05:37 PM Operator: GW
Sample : rmp 0.8 Inst : SVGC2
Misc : Multiplr: 1.00
Quant Time: Mar 9 18:17 19109

Method : C:\HPCHEM\5\METHODS\RMPN1.M
Title : Restek 608 pesticides
Last Update : Thu Feb 26 13:54:45 2009
Response via : Single Level Calibration

Volume Inj. :
Signal #1 Phase :
Signal #1 Info :
Signal #2 Phase:
Signal #2 Info :

	Compound	RT#1	RT#2	Resp#1	Resp#2	Conc#1	Conc#2	
	System Monitoring Compounds							
1)	S1 tetrachloro-m-xylene	0.00	0.00	0	0	N.D.	N.D.	
17)	S2 dibutyl chlorendate	0.00	0.00	0	0	N.D.	N.D.	
	Target Compounds							
2)	alpha BHC	11.17	13.39	854860	888342	1.03	1.40	#
3)	lindane	12.39	14.77	792611	806414	1.07	1.41	#
4)	heptachlor	14.08	16.35	791795	772964	1.26	1.85	#
5)	aldrin	15.08	17.45	735648	740535	1.03	1.41	#
6)	beta BHC	12.79	15.17	368298	393298	1.08	1.49	#
7)	delta BHC	13.39	16.21	771800	804030	1.03	1.44	#
8)	heptachlor epoxide	17.21	19.47	698631	671459	1.13	1.46	#
9)	endosulfan 1	18.53	20.72	687868	657278	1.21	1.43	
10)	pp DDE	18.45	21.29	621638	708263	0.95	1.48	#
11)	dieldrin	19.24	21.63	697302	670262	1.32	1.41	
12)	endrin	19.95	22.57	645221	594255	1.43	1.49	
13)	pp DDD	20.44	23.15	547565	536971	1.21	1.57	#
14)	endosulfan 2	20.67	23.28	622883	616079	1.06	1.42	#
15)	pp DDT	21.31	24.12	589618	579095	1.10	1.65	#
16)	endrin aldehyde	22.03	24.39	521118	513670	1.30	1.52	
18)	endosulfan sulfate	23.37	25.25	579421	557101	0.99	1.45	#
19)	methoxychlor	23.00	26.37	331514	299398	1.33	1.88	#

(f)=RT Delta > 1/2 Window (#)=Amounts differ by > 25% (m)=manual int.

Quantitation Report

Signal #1 : C:\HPCHEM\5\DATA\030909\03090907.D Vial: 7
Signal #2 : C:\HPCHEM\5\DATA\030909\03090907.D\CONFIRM.D
Acq On : 09 Mar 09 05:37 PM Operator: GW
Sample : rmp 0.8 Inst : SVGC2
Misc : Multiplr: 1.00
Quant Time: Mar 9 18:17 19109

Method : C:\HPCHEM\5\METHODS\RMPN1.M
Title : Restek 608 pesticides
Last Update : Thu Feb 26 13:54:45 2009
Response via : Single Level Calibration

Volume Inj. :
Signal #1 Phase : Signal #2 Phase:
Signal #1 Info : Signal #2 Info :

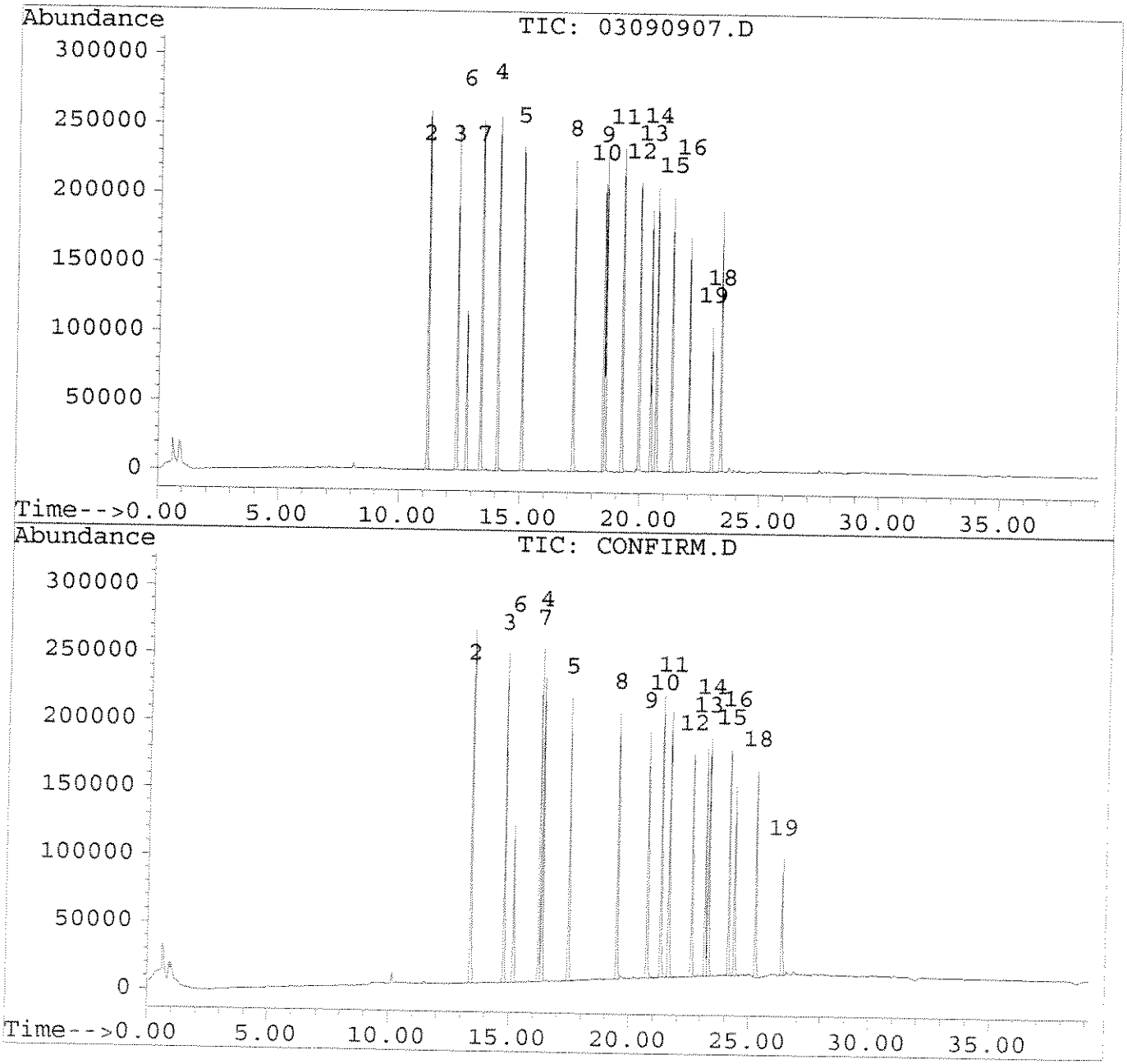

Quantitation Report

Signal #1 : C:\HPCHEM\5\DATA\030909\03090908.D Vial: 8
Signal #2 : C:\HPCHEM\5\DATA\030909\03090908.D\CONFIRM.D
Acq On : 09 Mar 09 06:20 PM Operator: GW
Sample : rmp 1.2 Inst : SVGC2
Misc : Multiplr: 1.00
Quant Time: Mar 9 19:01 19109

Method : C:\HPCHEM\5\METHODS\RMPN1.M
Title : Restek 608 pesticides
Last Update : Thu Feb 26 13:54:45 2009
Response via : Single Level Calibration

Volume Inj. :
Signal #1 Phase : Signal #2 Phase:
Signal #1 Info : Signal #2 Info :

	Compound	RT#1	RT#2	Resp#1	Resp#2	Conc#1	Conc#2	
	System Monitoring Compounds							
1)	S1 tetrachloro-m-xylene	0.00	0.00	0	0	N.D.	N.D.	
17)	S2 dibutyl chlorendate	0.00	0.00	0	0	N.D.	N.D.	
	Target Compounds							
2)	alpha BHC	11.17	13.39	1205514	1262919	1.45	2.00	#
3)	lindane	12.39	14.77	1111564	1147252	1.51	2.02	#
4)	heptachlor	14.08	16.35	1111097	1085409	1.80	2.69	#
5)	aldrin	15.08	17.45	1033465	1030856	1.46	1.96	#
6)	beta BHC	12.79	15.17	515537	558582	1.54	2.16	#
7)	delta BHC	13.39	16.21	1095755	1143619	1.47	2.06	#
8)	heptachlor epoxide	17.21	19.47	975943	939075	1.61	2.04	#
9)	endosulfan 1	18.53	20.72	961168	916889	1.71	2.01	
10)	pp DDE	18.44	21.29	871334	1008592	1.34	2.12	#
11)	dieldrin	19.24	21.63	979924	950810	1.86	2.02	
12)	endrin	19.93	22.57	901141	839327	2.02	2.14	
13)	pp DDD	20.44	23.15	778320	768958	1.73	2.27	#
14)	endosulfan 2	20.67	23.28	875257	844158	1.52	1.96	#
15)	pp DDT	21.31	24.12	834923	831517	1.58	2.39	#
16)	endrin aldehyde	22.03	24.37	731586	707582	1.88	2.14	
18)	endosulfan sulfate	23.37	25.25	831753	775632	1.44	2.06	#
19)	methoxychlor	22.99	26.37	463236	401742	1.89	2.56	#

(f)=RT Delta > 1/2 Window (#)=Amounts differ by > 25% (m)=manual int.

Quantitation Report

Signal #1 : C:\HPCHEM\5\DATA\030909\03090908.D Vial: 8
Signal #2 : C:\HPCHEM\5\DATA\030909\03090908.D\CONFIRM.D
Acq On : 09 Mar 09 06:20 PM Operator: GW
Sample : rmp 1.2 Inst : SVGC2
Misc : Multiplr: 1.00
Quant Time: Mar 9 19:01 19109

Method : C:\HPCHEM\5\METHODS\RMPN1.M
Title : Restek 608 pesticides
Last Update : Thu Feb 26 13:54:45 2009
Response via : Single Level Calibration

Volume Inj. :
Signal #1 Phase :
Signal #1 Info :
Signal #2 Phase:
Signal #2 Info :

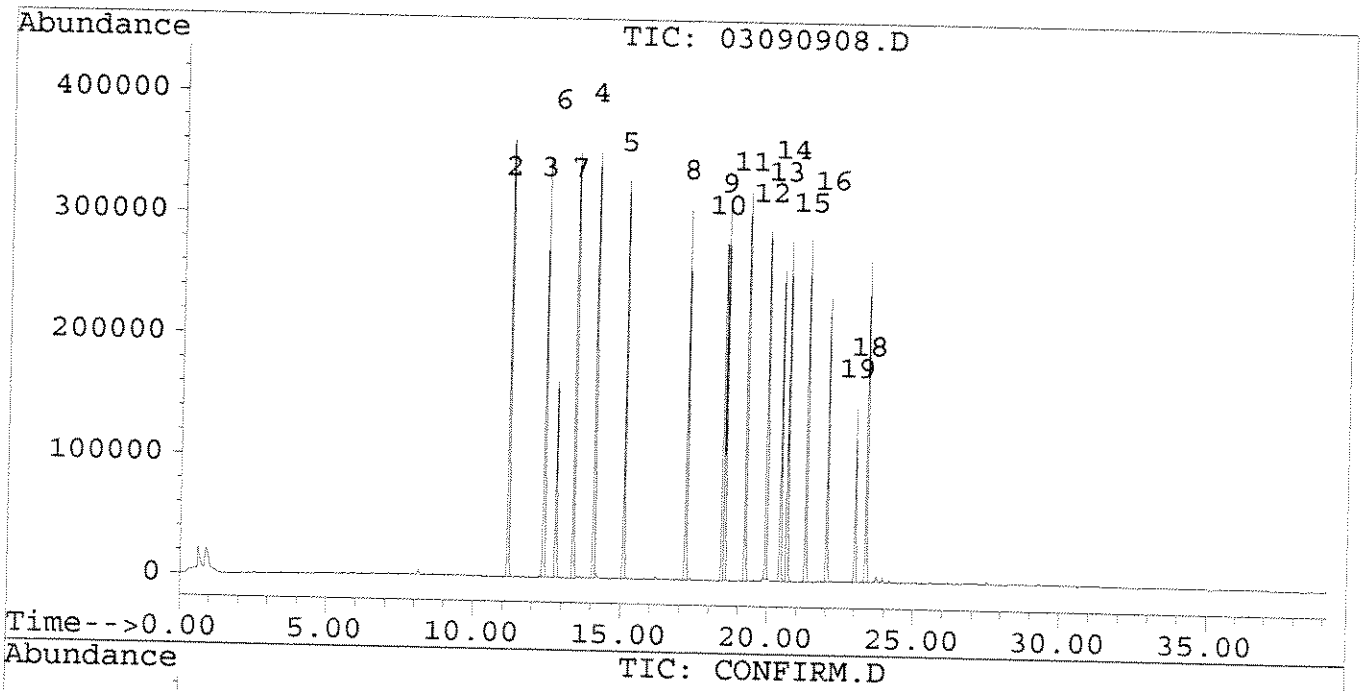

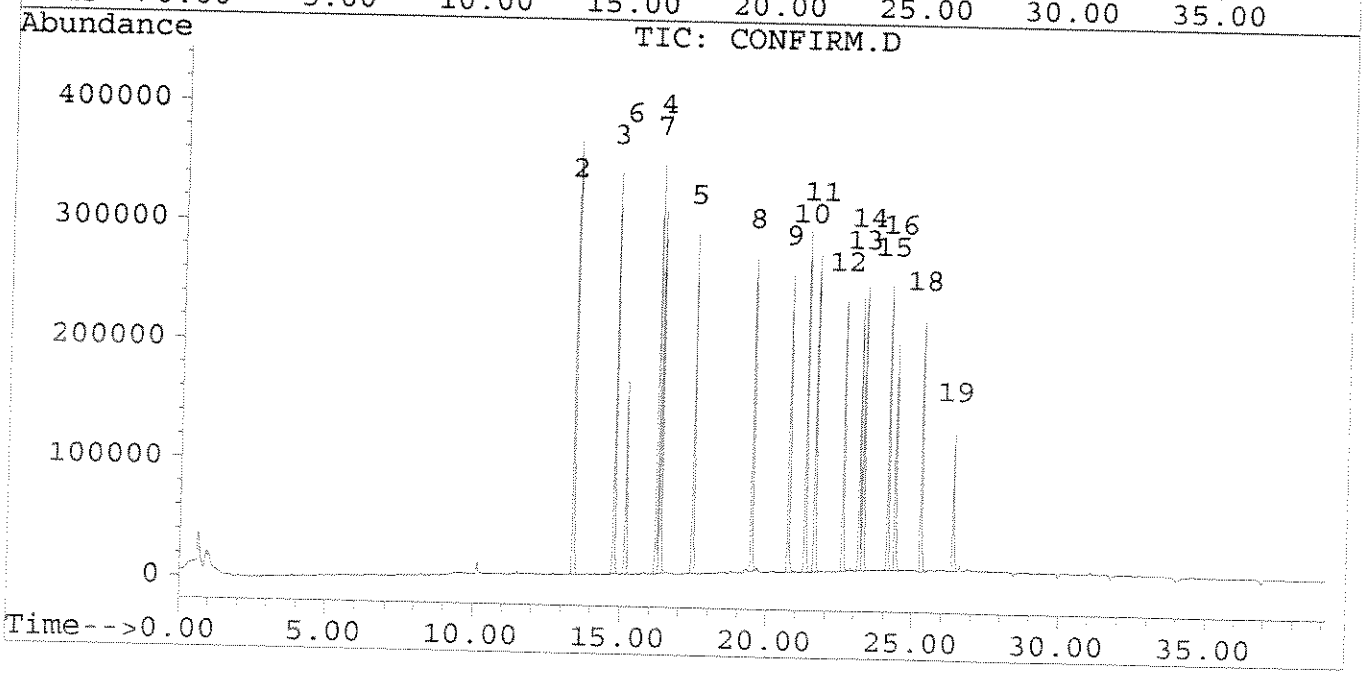

Quantitation Report

Signal #1 : C:\HPCHEM\5\DATA\030909\03090909.D Vial: 9
Signal #2 : C:\HPCHEM\5\DATA\030909\03090909.D\CONFIRM.D
Acq On : 09 Mar 09 07:03 PM Operator: GW
Sample : rmp 1.6 Inst : SVGC2
Misc : Multiplr: 1.00
Quant Time: Mar 9 19:44 19109

Method : C:\HPCHEM\5\METHODS\RMPN1.M
Title : Restek 608 pesticides
Last Update : Thu Feb 26 13:54:45 2009
Response via : Single Level Calibration

Volume Inj. :
Signal #1 Phase : Signal #2 Phase:
Signal #1 Info : Signal #2 Info :

	Compound	RT#1	RT#2	Resp#1	Resp#2	Conc#1	Conc#2	
	System Monitoring Compounds							
1)	S1 tetrachloro-m-xylene	0.00	0.00	0	0	N.D.	N.D.	
17)	S2 dibutyl chlorendate	0.00	0.00	0	0	N.D.	N.D.	
	Target Compounds							
2)	alpha BHC	11.16	13.39	1785686	1867286	2.16	2.96	#
3)	lindane	12.37	14.77	1637782	1691828	2.23	3.00	#
4)	heptachlor	14.08	16.35	1622099	1566138	2.66	3.98	#
5)	aldrin	15.08	17.44	1513115	1509324	2.15	2.87	#
6)	beta BHC	12.79	15.17	753841	827743	2.29	3.24	#
7)	delta BHC	13.37	16.21	1609657	1684393	2.16	3.06	#
8)	heptachlor epoxide	17.20	19.47	1427635	1354406	2.38	2.94	
9)	endosulfan 1	18.53	20.72	1404090	1301225	2.53	2.88	
10)	pp DDE	18.44	21.29	1285679	1465154	1.99	3.09	#
11)	dieldrin	19.24	21.63	1440937	1371654	2.76	2.93	
12)	endrin	19.93	22.57	1311973	1197828	2.95	3.10	
13)	pp DDD	20.43	23.15	1148806	1132371	2.57	3.37	#
14)	endosulfan 2	20.67	23.28	1274288	1207443	2.24	2.82	#
15)	pp DDT	21.31	24.12	1225281	1213154	2.34	3.51	#
16)	endrin aldehyde	22.03	24.37	1071578	1023130	2.81	3.16	
18)	endosulfan sulfate	23.37	25.25	1207189	1110363	2.12	2.98	#
19)	methoxychlor	22.99	26.37	669415	573593	2.77	3.69	#

(f)=RT Delta > 1/2 Window (#)=Amounts differ by > 25% (m)=manual int.

Quantitation Report

Signal #1 : C:\HPCHEM\5\DATA\030909\03090909.D Vial: 9
Signal #2 : C:\HPCHEM\5\DATA\030909\03090909.D\CONFIRM.D
Acq On : 09 Mar 09 07:03 PM Operator: GW
Sample : rmp 1.6 Inst : SVGC2
Misc : Multiplr: 1.00
Quant Time: Mar 9 19:44 19109

Method : C:\HPCHEM\5\METHODS\RMPN1.M
Title : Restek 608 pesticides
Last Update : Thu Feb 26 13:54:45 2009
Response via : Single Level Calibration

Volume Inj. :
Signal #1 Phase : Signal #2 Phase:
Signal #1 Info : Signal #2 Info :

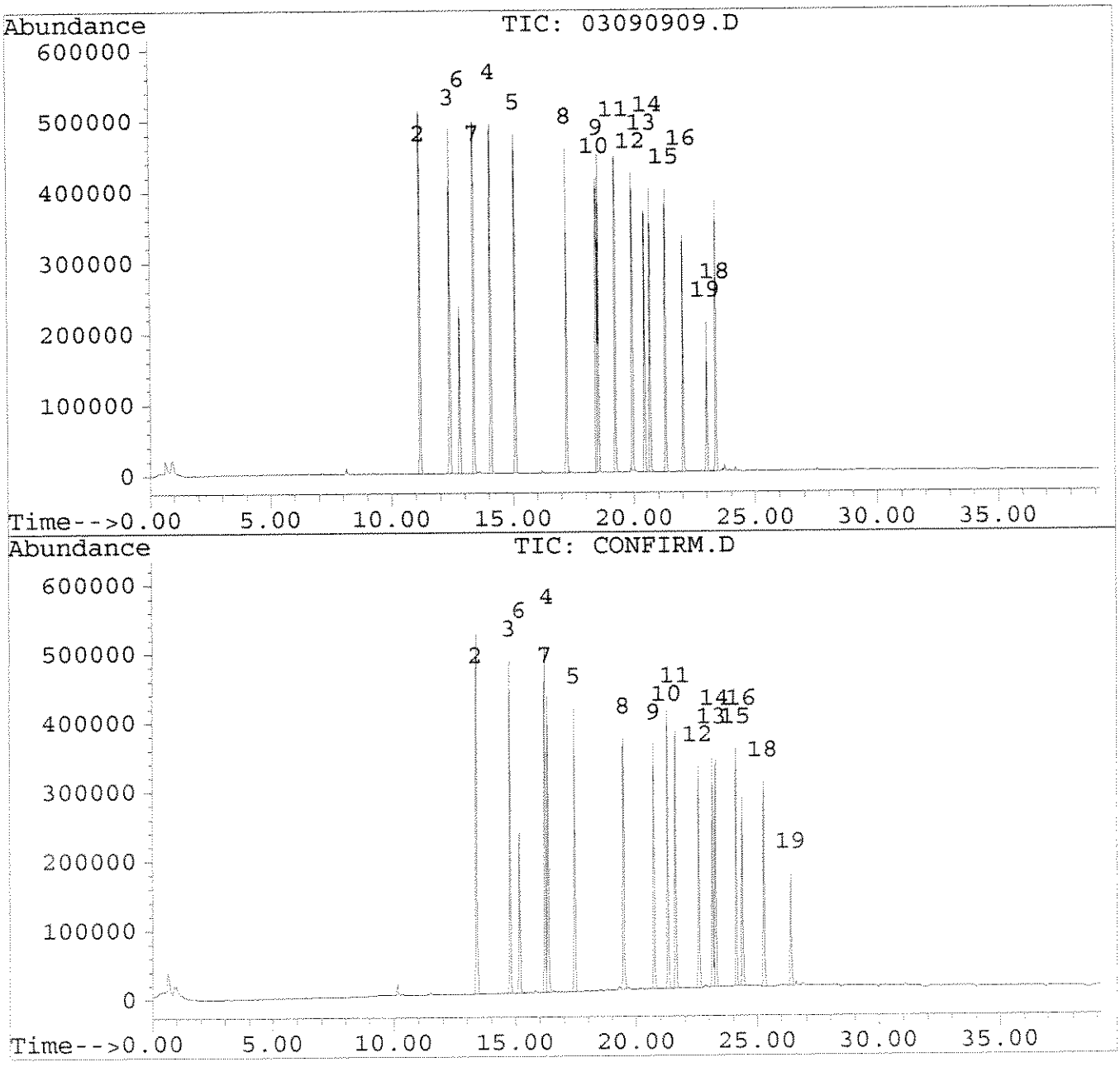

Quantitation Report

Signal #1 : C:\HPCHEM\5\DATA\030909\03090910.D Vial: 10
Signal #2 : C:\HPCHEM\5\DATA\030909\03090910.D\CONFIRM.D
Acq On : 09 Mar 09 07:47 PM Operator: GW
Sample : rmp 2.0 Inst : SVGC2
Misc : Multiplr: 1.00
Quant Time: Mar 9 20:28 19109

Method : C:\HPCHEM\5\METHODS\RMPN1.M
Title : Restek 608 pesticides
Last Update : Thu Feb 26 13:54:45 2009
Response via : Single Level Calibration

Volume Inj. :
Signal #1 Phase : Signal #2 Phase:
Signal #1 Info : Signal #2 Info :

	Compound	RT#1	RT#2	Resp#1	Resp#2	Conc#1	Conc#2	
	System Monitoring Compounds							
1)	S1 tetrachloro-m-xylene	0.00	0.00	0	0	N.D.	N.D.	
17)	S2 dibutyl chlorendate	0.00	0.00	0	0	N.D.	N.D.	
	Target Compounds							
2)	alpha BHC	11.17	13.39	2247967	2362047	2.72	3.75	#
3)	lindane	12.39	14.77	2060116	2148605	2.81	3.82	#
4)	heptachlor	14.08	16.35	2048791	1969657	3.38	5.06	#
5)	aldrin	15.08	17.45	1913155	1915967	2.72	3.65	#
6)	beta BHC	12.79	15.17	946748	1049398	2.90	4.13	#
7)	delta BHC	13.39	16.21	2033450	2127852	2.73	3.87	#
8)	heptachlor epoxide	17.20	19.47	1802314	1695351	3.02	3.69	
9)	endosulfan 1	18.53	20.72	1810929	1631777	3.28	3.62	
10)	pp DDE	18.44	21.29	1611317	1851091	2.51	3.91	#
11)	dieldrin	19.24	21.63	1816418	1722502	3.48	3.69	
12)	endrin	19.93	22.57	1675858	1567895	3.78	4.08	
13)	pp DDD	20.44	23.15	1450928	1425511	3.25	4.25	#
14)	endosulfan 2	20.67	23.28	1602273	1523744	2.83	3.58	#
15)	pp DDT	21.31	24.12	1550297	1548344	2.97	4.50	#
16)	endrin aldehyde	22.03	24.37	1351159	1293558	3.57	4.03	
18)	endosulfan sulfate	23.37	25.25	1525486	1391949	2.69	3.76	#
19)	methoxychlor	22.99	26.37	826068	717742	3.43	4.64	#

(f)=RT Delta > 1/2 Window (#)=Amounts differ by > 25% (m)=manual int.

Quantitation Report

Signal #1 : C:\HPCHEM\5\DATA\030909\03090910.D Vial: 10
Signal #2 : C:\HPCHEM\5\DATA\030909\03090910.D\CONFIRM.D
Acq On : 09 Mar 09 07:47 PM Operator: GW
Sample : rmp 2.0 Inst : SVGC2
Misc : Multiplr: 1.00
Quant Time: Mar 9 20:28 19109

Method : C:\HPCHEM\5\METHODS\RMPN1.M
Title : Restek 608 pesticides
Last Update : Thu Feb 26 13:54:45 2009
Response via : Single Level Calibration

Volume Inj. :
Signal #1 Phase : Signal #2 Phase:
Signal #1 Info : Signal #2 Info :

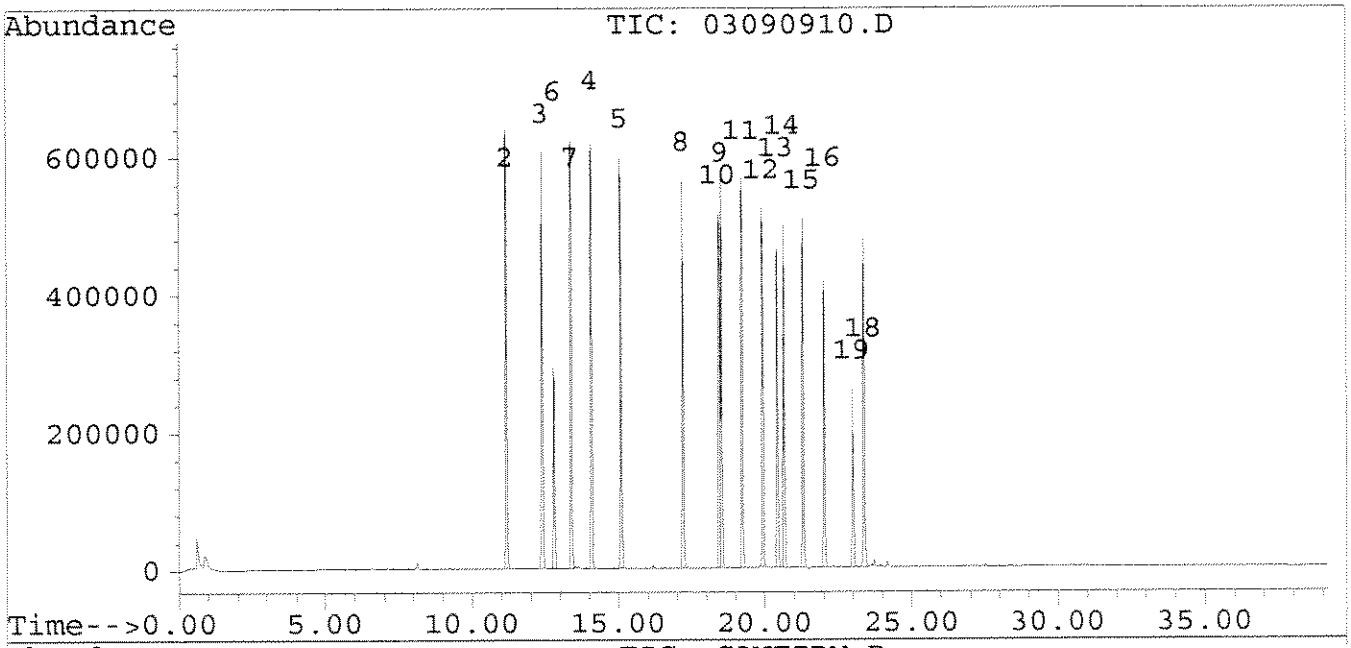

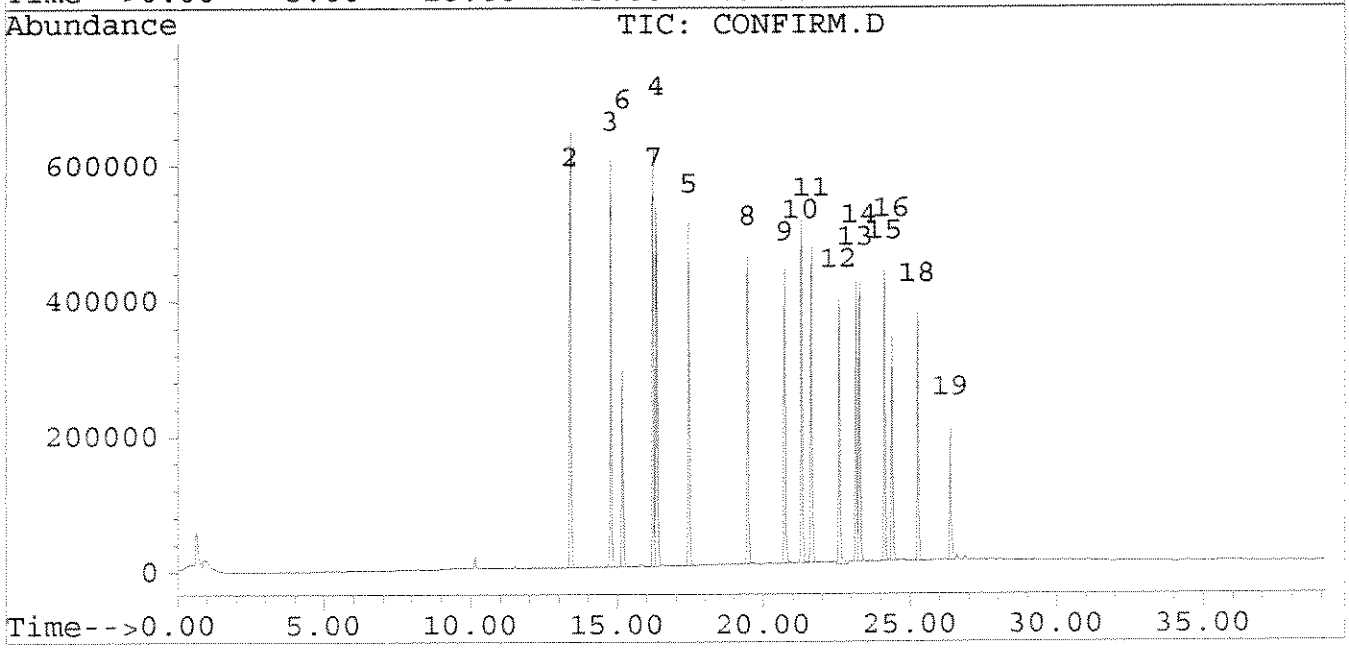

Quantitation Report

Signal #1 : C:\HPCHEM\5\DATA\030909\03090911.D Vial: 11
Signal #2 : C:\HPCHEM\5\DATA\030909\03090911.D\CONFIRM.D
Acq On : 09 Mar 09 08:30 PM Operator: GW
Sample : surrogate std Inst : SVGC2
Misc : Multiplr: 1.00
Quant Time: Mar 9 21:11 19109

Method : C:\HPCHEM\5\METHODS\RMPN1.M
Title : Restek 608 pesticides
Last Update : Thu Feb 26 13:54:45 2009
Response via : Single Level Calibration

Volume Inj. :
Signal #1 Phase : Signal #2 Phase:
Signal #1 Info : Signal #2 Info :

	Compound	RT#1	RT#2	Resp#1	Resp#2	Conc#1	Conc#2	
	System Monitoring Compounds							
1)	S1 tetrachloro-m-xylene	8.92	10.80	1354789	1526059	133.47	172.68	#
17)	S2 dibutyl chlorendate	24.32	26.73	1248207	1124577	140.83	190.07	#
	Target Compounds							
2)	alpha BHC	0.00	0.00	0	0	N.D.	N.D.	
3)	lindane	0.00	0.00	0	0	N.D.	N.D.	
4)	heptachlor	14.19f	0.00	2993	0	N.D.	N.D.	
5)	aldrin	0.00	0.00	0	0	N.D.	N.D.	
6)	beta BHC	0.00	0.00	0	0	N.D.	N.D.	
7)	delta BHC	0.00	0.00	0	0	N.D.	N.D.	
8)	heptachlor epoxide	0.00	0.00	0	0	N.D.	N.D.	
9)	endosulfan 1	0.00	0.00	0	0	N.D.	N.D.	
10)	pp DDE	0.00	0.00	0	0	N.D.	N.D.	
11)	dieldrin	0.00	0.00	0	0	N.D.	N.D.	
12)	endrin	0.00	0.00	0	0	N.D.	N.D.	
13)	pp DDD	0.00	0.00	0	0	N.D.	N.D.	
14)	endosulfan 2	0.00	0.00	0	0	N.D.	N.D.	
15)	pp DDT	0.00	0.00	0	0	N.D.	N.D.	
16)	endrin aldehyde	0.00	0.00	0	0	N.D.	N.D.	
18)	endosulfan sulfate	23.36	25.27	2615	10549	N.D.	N.D.	
19)	methoxychlor	0.00	26.31f	0	33982	N.D.	0.12	#

(f)=RT Delta > 1/2 Window (#)=Amounts differ by > 25% (m)=manual int.

Quantitation Report

Signal #1 : C:\HPCHEM\5\DATA\030909\03090911.D Vial: 11
Signal #2 : C:\HPCHEM\5\DATA\030909\03090911.D\CONFIRM.D
Acq On : 09 Mar 09 08:30 PM Operator: GW
Sample : surrogate std Inst : SVGC2
Misc : Multiplr: 1.00
Quant Time: Mar 9 21:11 19109

Method : C:\HPCHEM\5\METHODS\RMPN1.M
Title : Restek 608 pesticides
Last Update : Thu Feb 26 13:54:45 2009
Response via : Single Level Calibration

Volume Inj. :
Signal #1 Phase : Signal #2 Phase:
Signal #1 Info : Signal #2 Info :

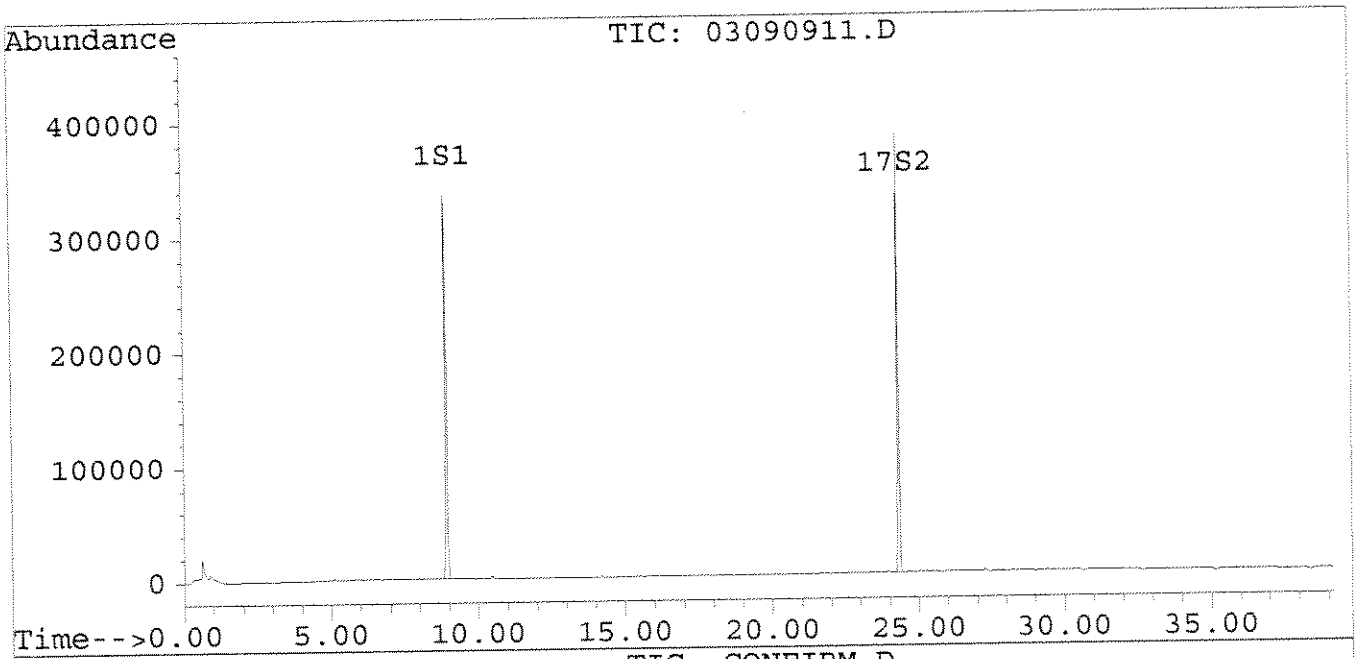

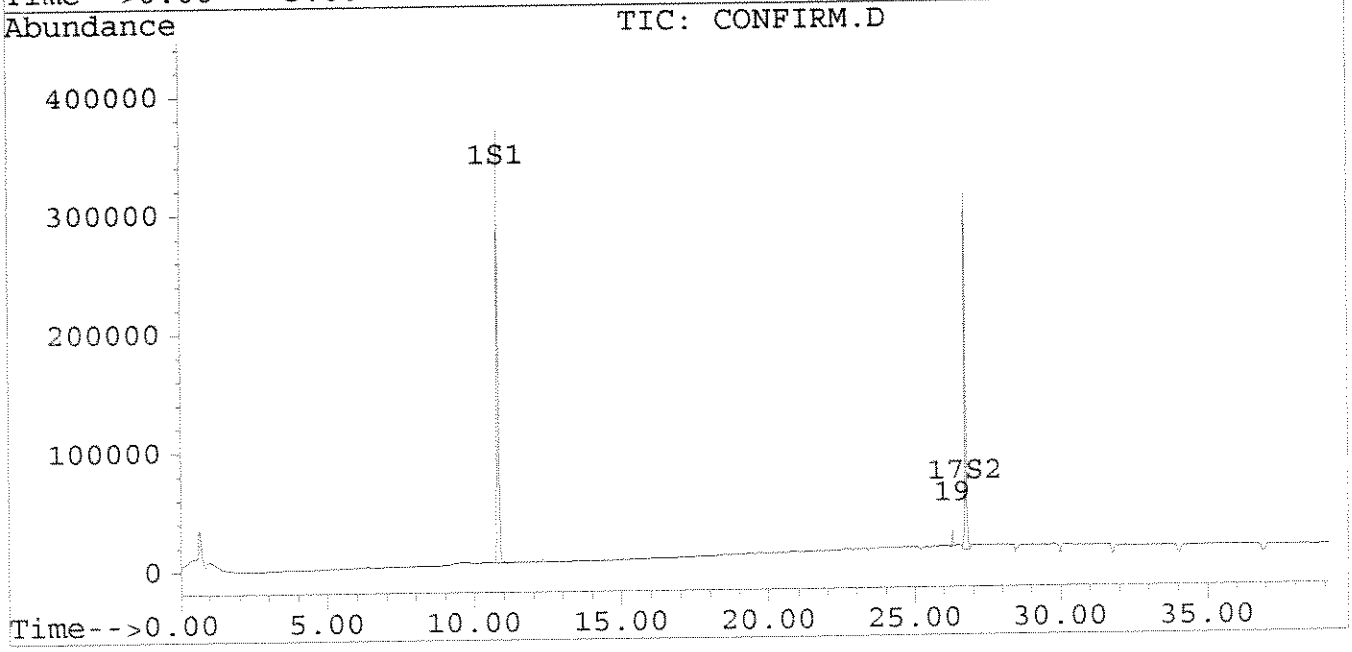

Quantitation Report

Signal #1 : C:\HPCHEM\5\DATA\030909\03090912.D Vial: 12
Signal #2 : C:\HPCHEM\5\DATA\030909\03090912.D\CONFIRM.D
Acq On : 09 Mar 09 09:14 PM Operator: GW
Sample : cdane 0.2 Inst : SVGC2
Misc : Multiplr: 1.00
Quant Time: Mar 9 21:54 19109

Method : C:\HPCHEM\5\METHODS\RMPN1.M
Title : Restek 608 pesticides
Last Update : Thu Feb 26 13:54:45 2009
Response via : Single Level Calibration

Volume Inj. :
Signal #1 Phase : Signal #2 Phase:
Signal #1 Info : Signal #2 Info :

	Compound	RT#1	RT#2	Resp#1	Resp#2	Conc#1	Conc#2
	System Monitoring Compounds						
1)	S1 tetrachloro-m-xylene	0.00	0.00	0	0	N.D.	N.D.
17)	S2 dibutyl chlorendate	0.00	0.00	0	0	N.D.	N.D.
	Target Compounds						
2)	alpha BHC	0.00	0.00	0	0	N.D.	N.D.
3)	lindane	0.00	0.00	0	0	N.D.	N.D.
4)	heptachlor	14.08	16.35	8732	9642	N.D.	N.D.
5)	aldrin	0.00	0.00	0	0	N.D.	N.D.
6)	beta BHC	0.00	0.00	0	0	N.D.	N.D.
7)	delta BHC	0.00	0.00	0	0	N.D.	N.D.
8)	heptachlor epoxide	0.00	0.00	0	0	N.D.	N.D.
9)	endosulfan 1	0.00	0.00	0	0	N.D.	N.D.
10)	pp DDE	0.00	0.00	0	0	N.D.	N.D.
11)	dieldrin	0.00	0.00	0	0	N.D.	N.D.
12)	endrin	0.00	0.00	0	0	N.D.	N.D.
13)	pp DDD	20.44	0.00	4883	0	N.D.	N.D.
14)	endosulfan 2	0.00	0.00	0	0	N.D.	N.D.
15)	pp DDT	0.00	0.00	0	0	N.D.	N.D.
16)	endrin aldehyde	0.00	0.00	0	0	N.D.	N.D.
18)	endosulfan sulfate	0.00	0.00	0	0	N.D.	N.D.
19)	methoxychlor	0.00	0.00	0	0	N.D.	N.D.

(f)=RT Delta > 1/2 Window (#)=Amounts differ by > 25% (m)=manual int.

Quantitation Report

Signal #1 : C:\HPCHEM\5\DATA\030909\03090912.D Vial: 12
Signal #2 : C:\HPCHEM\5\DATA\030909\03090912.D\CONFIRM.D
Acq On : 09 Mar 09 09:14 PM Operator: GW
Sample : cdane 0.2 Inst : SVGC2
Misc : Multiplr: 1.00
Quant Time: Mar 9 21:54 19109

Method : C:\HPCHEM\5\METHODS\RMPN1.M
Title : Restek 608 pesticides
Last Update : Thu Feb 26 13:54:45 2009
Response via : Single Level Calibration

Volume Inj. :
Signal #1 Phase : Signal #2 Phase:
Signal #1 Info : Signal #2 Info :

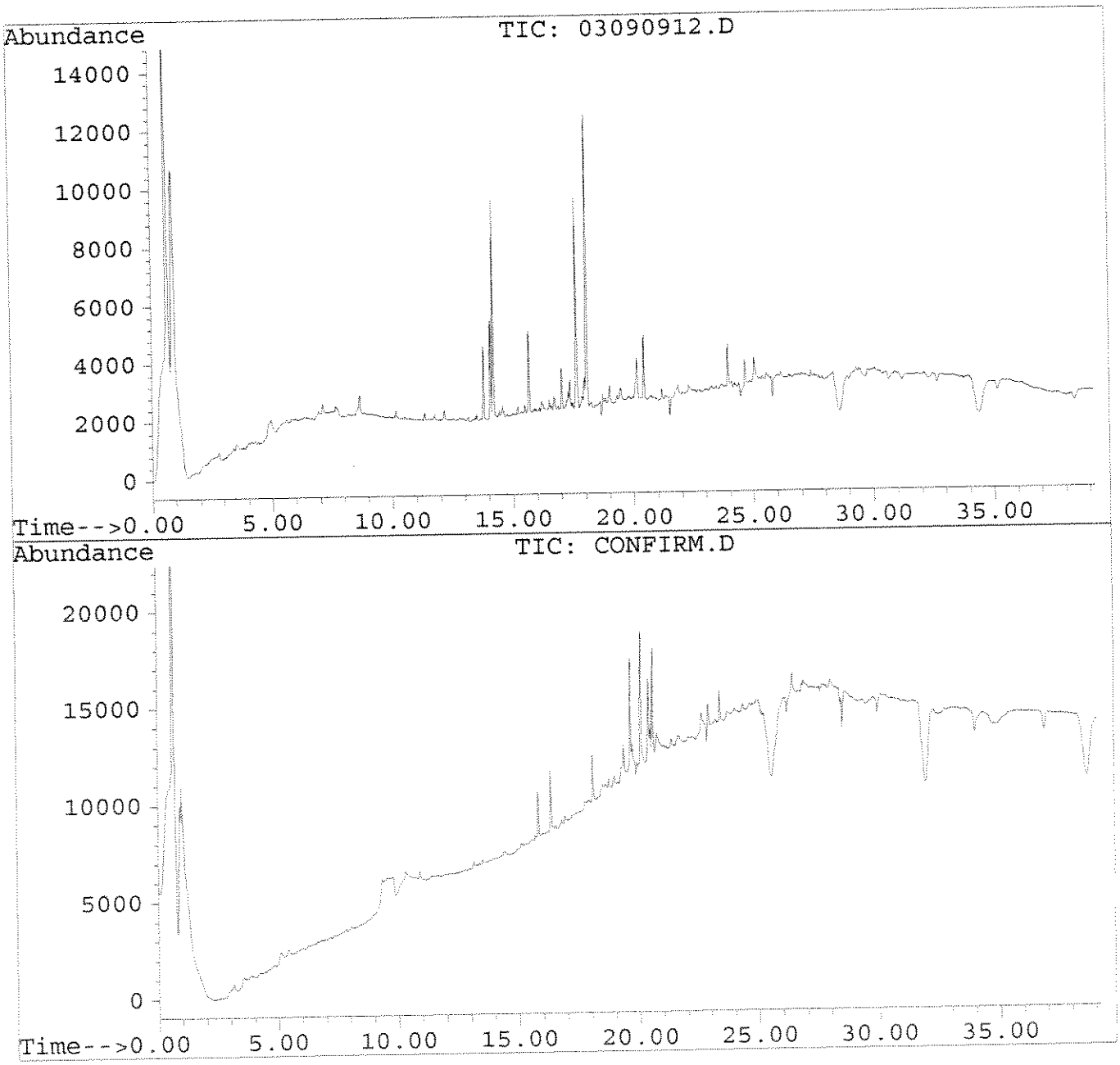

Quantitation Report

Signal #1 : C:\HPCHEM\5\DATA\030909\03090913.D Vial: 13
Signal #2 : C:\HPCHEM\5\DATA\030909\03090913.D\CONFIRM.D
Acq On : 09 Mar 09 09:57 PM Operator: GW
Sample : tox 1.0 Inst : SVGC2
Misc : Multiplr: 1.00
Quant Time: Mar 9 22:38 19109

Method : C:\HPCHEM\5\METHODS\RMPN1.M
Title : Restek 608 pesticides
Last Update : Thu Feb 26 13:54:45 2009
Response via : Single Level Calibration

Volume Inj. :
Signal #1 Phase : Signal #2 Phase:
Signal #1 Info : Signal #2 Info :

	Compound	RT#1	RT#2	Resp#1	Resp#2	Conc#1	Conc#2
	System Monitoring Compounds						
1)	S1 tetrachloro-m-xylene	0.00	0.00	0	0	N.D.	N.D.
17)	S2 dibutyl chlorendate	24.39	0.00	17146	0	1.93	N.D. #
	Target Compounds						
2)	alpha BHC	0.00	0.00	0	0	N.D.	N.D.
3)	lindane	0.00	0.00	0	0	N.D.	N.D.
4)	heptachlor	0.00	0.00	0	0	N.D.	N.D.
5)	aldrin	0.00	0.00	0	0	N.D.	N.D.
6)	beta BHC	0.00	0.00	0	0	N.D.	N.D.
7)	delta BHC	0.00	0.00	0	0	N.D.	N.D.
8)	heptachlor epoxide	17.25	0.00	1602	0	N.D.	N.D.
9)	endosulfan 1	0.00	0.00	0	0	N.D.	N.D.
10)	pp DDE	18.37f	0.00	722	0	N.D.	N.D.
11)	dieldrin	19.23	0.00	6861	0	N.D.	N.D.
12)	endrin	0.00	0.00	0	0	N.D.	N.D.
13)	pp DDD	20.53f	0.00	3620	0	N.D.	N.D.
14)	endosulfan 2	20.68	0.00	1336	0	N.D.	N.D.
15)	pp DDT	0.00	0.00	0	0	N.D.	N.D.
16)	endrin aldehyde	22.07	24.41	2948	19444	N.D.	N.D.
18)	endosulfan sulfate	0.00	25.23f	0	9625	N.D.	N.D.
19)	methoxychlor	23.01	0.00	37166	0	0.08	N.D. #

(f)=RT Delta > 1/2 Window (#)=Amounts differ by > 25% (m)=manual int.

Quantitation Report

Signal #1 : C:\HPCHEM\5\DATA\030909\03090913.D Vial: 13
Signal #2 : C:\HPCHEM\5\DATA\030909\03090913.D\CONFIRM.D
Acq On : 09 Mar 09 09:57 PM Operator: GW
Sample : tox 1.0 Inst : SVGC2
Misc : Multiplr: 1.00
Quant Time: Mar 9 22:38 19109

Method : C:\HPCHEM\5\METHODS\RMPN1.M
Title : Restek 608 pesticides
Last Update : Thu Feb 26 13:54:45 2009
Response via : Single Level Calibration

Volume Inj. :
Signal #1 Phase : Signal #2 Phase:
Signal #1 Info : Signal #2 Info :

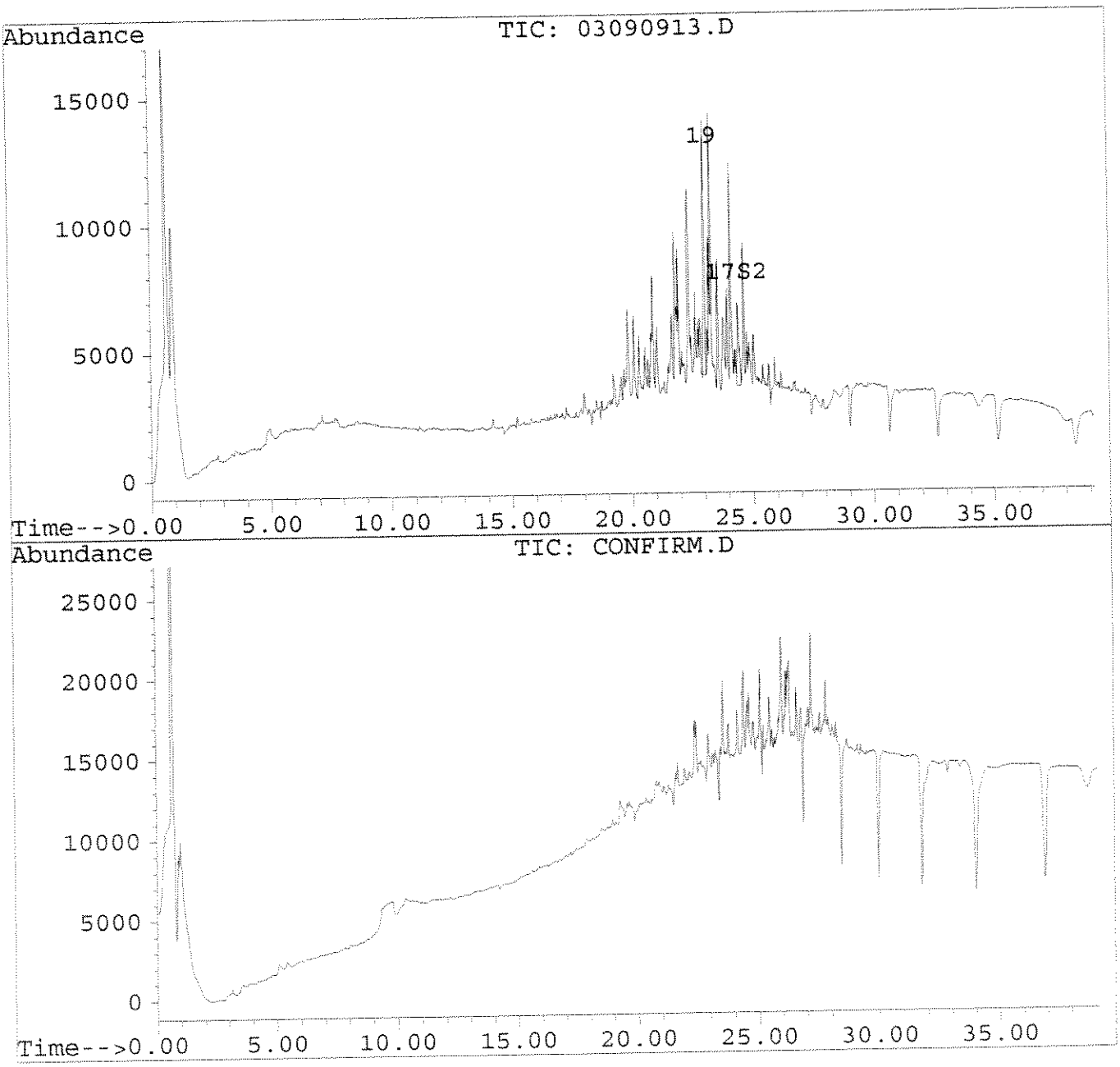

Quantitation Report

Signal #1 : C:\HPCHEM\5\DATA\030909\03090914.D Vial: 14
Signal #2 : C:\HPCHEM\5\DATA\030909\03090914.D\CONFIRM.D
Acq On : 09 Mar 09 10:40 PM Operator: GW
Sample : met blank x1 Inst : SVGC2
Misc : 03/06/09 Multiplr: 1.00
Quant Time: Mar 9 23:21 19109

Method : C:\HPCHEM\5\METHODS\RMPN1.M
Title : Restek 608 pesticides
Last Update : Thu Feb 26 13:54:45 2009
Response via : Single Level Calibration

Volume Inj. :
Signal #1 Phase : Signal #2 Phase:
Signal #1 Info : Signal #2 Info :

	Compound	RT#1	RT#2	Resp#1	Resp#2	Conc#1	Conc#2
	System Monitoring Compounds						
1)	S1 tetrachloro-m-xylene	8.92	10.80	1435808	1601759	141.45	181.25 #
17)	S2 dibutyl chlorendate	24.32	26.73	1302089	1148985	146.90	194.19 #
	Target Compounds						
2)	alpha BHC	0.00	0.00	0	0	N.D.	N.D.
3)	lindane	0.00	0.00	0	0	N.D.	N.D.
4)	heptachlor	14.19f	16.47f	29534	9713	N.D.	N.D.
5)	aldrin	15.17f	0.00	7798	0	N.D.	N.D.
6)	beta BHC	0.00	0.00	0	0	N.D.	N.D.
7)	delta BHC	0.00	0.00	0	0	N.D.	N.D.
8)	heptachlor epoxide	0.00	0.00	0	0	N.D.	N.D.
9)	endosulfan 1	18.45f	0.00	8683	0	N.D.	N.D.
10)	pp DDE	18.45	0.00	8683	0	N.D.	N.D.
11)	dieldrin	0.00	0.00	0	0	N.D.	N.D.
12)	endrin	0.00	0.00	0	0	N.D.	N.D.
13)	pp DDD	0.00	0.00	0	0	N.D.	N.D.
14)	endosulfan 2	0.00	0.00	0	0	N.D.	N.D.
15)	pp DDT	0.00	0.00	0	0	N.D.	N.D.
16)	endrin aldehyde	0.00	0.00	0	0	N.D.	N.D.
18)	endosulfan sulfate	0.00	0.00	0	0	N.D.	N.D.
19)	methoxychlor	0.00	26.45f	0	51230	N.D.	0.24 #

(f)=RT Delta > 1/2 Window (#)=Amounts differ by > 25% (m)=manual int.

Quantitation Report

Signal #1 : C:\HPCHEM\5\DATA\030909\03090914.D Vial: 14
Signal #2 : C:\HPCHEM\5\DATA\030909\03090914.D\CONFIRM.D
Acq On : 09 Mar 09 10:40 PM Operator: GW
Sample : met blank x1 Inst : SVGC2
Misc : 03/06/09 Multiplr: 1.00
Quant Time: Mar 9 23:21 19109

Method : C:\HPCHEM\5\METHODS\RMPN1.M
Title : Restek 608 pesticides
Last Update : Thu Feb 26 13:54:45 2009
Response via : Single Level Calibration

Volume Inj. :
Signal #1 Phase : Signal #2 Phase:
Signal #1 Info : Signal #2 Info :

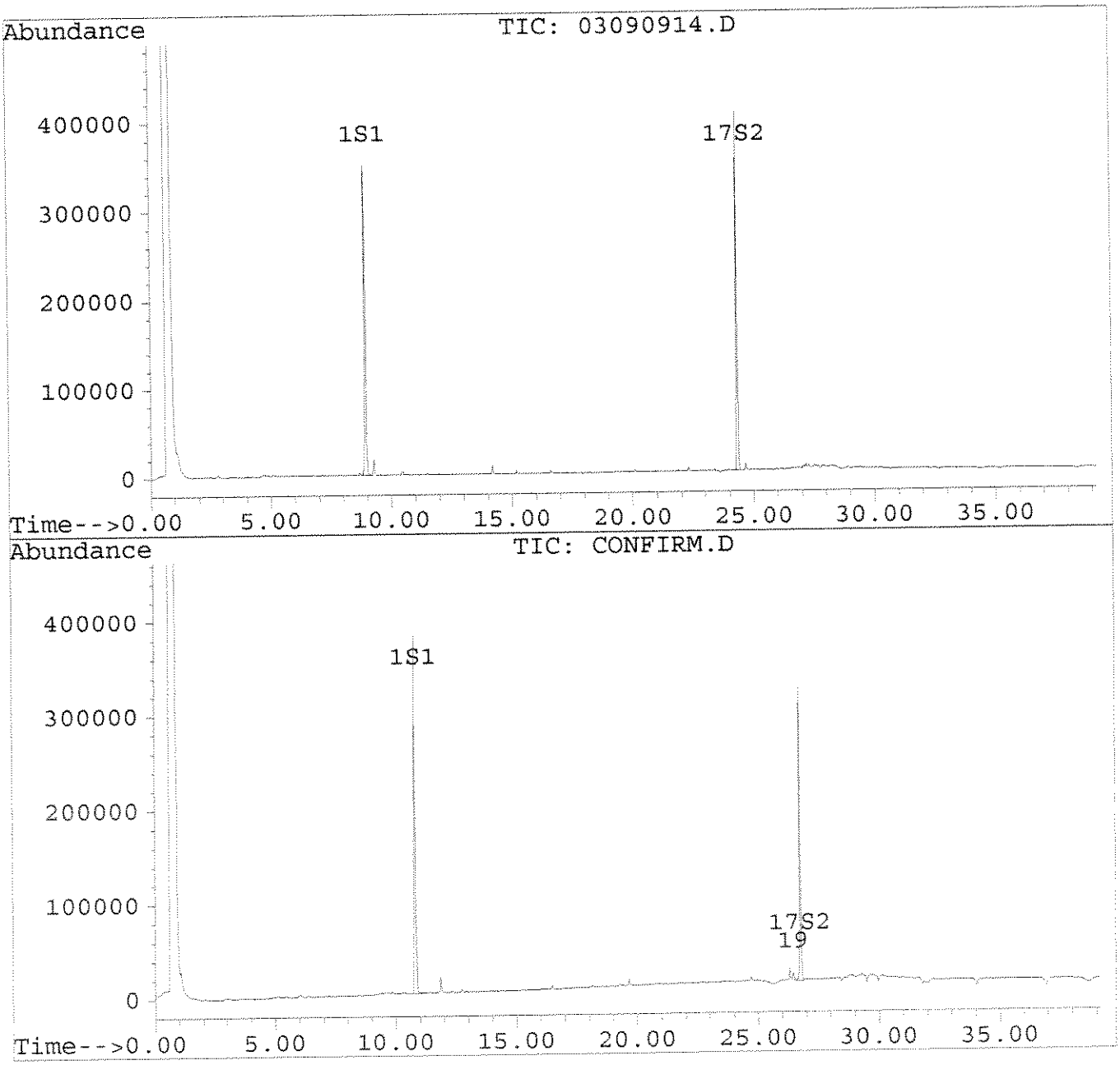

Quantitation Report

Signal #1 : C:\HPCHEM\5\DATA\030909\03090915.D Vial: 15
Signal #2 : C:\HPCHEM\5\DATA\030909\03090915.D\CONFIRM.D
Acq On : 09 Mar 09 11:24 PM Operator: GW
Sample : pest spk NC x1 Inst : SVGC2
Misc : 1.0 rmp Multiplr: 1.00
Quant Time: Mar 10 0:05 19109

Method : C:\HPCHEM\5\METHODS\RMPN1.M
Title : Restek 608 pesticides
Last Update : Thu Feb 26 13:54:45 2009
Response via : Single Level Calibration

Volume Inj. :
Signal #1 Phase : Signal #2 Phase:
Signal #1 Info : Signal #2 Info :

	Compound	RT#1	RT#2	Resp#1	Resp#2	Conc#1	Conc#2	
	System Monitoring Compounds							
1)	S1 tetrachloro-m-xylene	8.92	10.80	1352274	1509490	133.22	170.81	#
17)	S2 dibutyl chlorendate	24.32	26.73	1290468	1142802	145.59	193.15	#
	Target Compounds							
2)	alpha BHC	11.17	13.39	1003795	1027191	1.21	1.62	#
3)	lindane	12.39	14.77	927048	952498	1.26	1.68	#
4)	heptachlor	14.08	16.35	882938	851295	1.41	2.06	#
5)	aldrin	15.08	17.45	781397	765752	1.10	1.45	#
6)	beta BHC	12.79	15.17	432935	468160	1.28	1.79	#
7)	delta BHC	13.39	16.21	902788	946746	1.20	1.70	#
8)	heptachlor epoxide	17.20	19.47	821407	772596	1.34	1.68	
9)	endosulfan 1	18.53	20.72	766988	743582	1.36	1.62	
10)	pp DDE	18.44	21.29	728123	787526	1.11	1.65	#
11)	dieldrin	19.24	21.63	820296	769210	1.56	1.63	
12)	endrin	19.93	22.57	749181	693613	1.67	1.76	
13)	pp DDD	20.44	23.15	644955	613164	1.43	1.80	#
14)	endosulfan 2	20.67	23.28	732240	697128	1.26	1.61	#
15)	pp DDT	21.31	24.12	678829	663824	1.28	1.90	#
16)	endrin aldehyde	22.03	24.37	611890	583054	1.55	1.74	
18)	endosulfan sulfate	23.37	25.25	698234	683824	1.20	1.80	#
19)	methoxychlor	22.99	26.45f	389916	1326082	1.58	8.67	#

(f)=RT Delta > 1/2 Window (#)=Amounts differ by > 25% (m)=manual int.

Quantitation Report

Signal #1 : C:\HPCHEM\5\DATA\030909\03090915.D Vial: 15
Signal #2 : C:\HPCHEM\5\DATA\030909\03090915.D\CONFIRM.D
Acq On : 09 Mar 09 11:24 PM Operator: GW
Sample : pest spk NC x1 Inst : SVGC2
Misc : 1.0 rmp Multiplr: 1.00
Quant Time: Mar 10 0:05 19109

Method : C:\HPCHEM\5\METHODS\RMPN1.M
Title : Restek 608 pesticides
Last Update : Thu Feb 26 13:54:45 2009
Response via : Single Level Calibration

Volume Inj. :
Signal #1 Phase : Signal #2 Phase:
Signal #1 Info : Signal #2 Info :

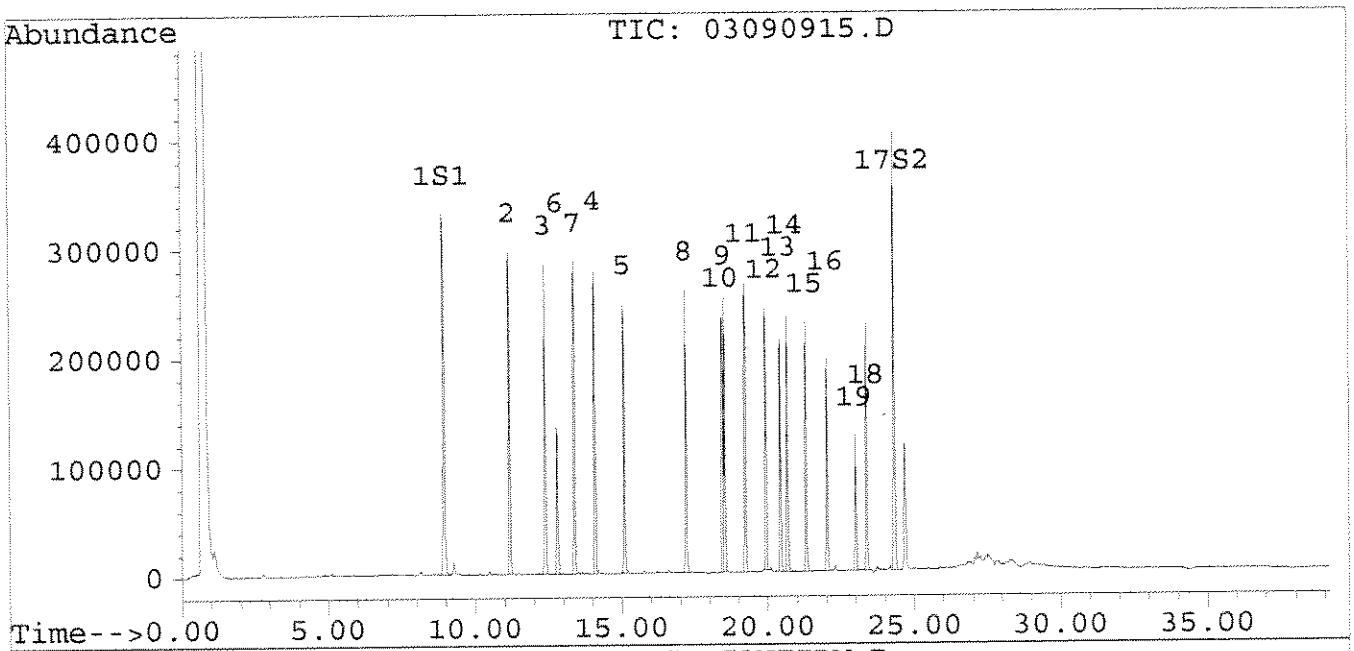

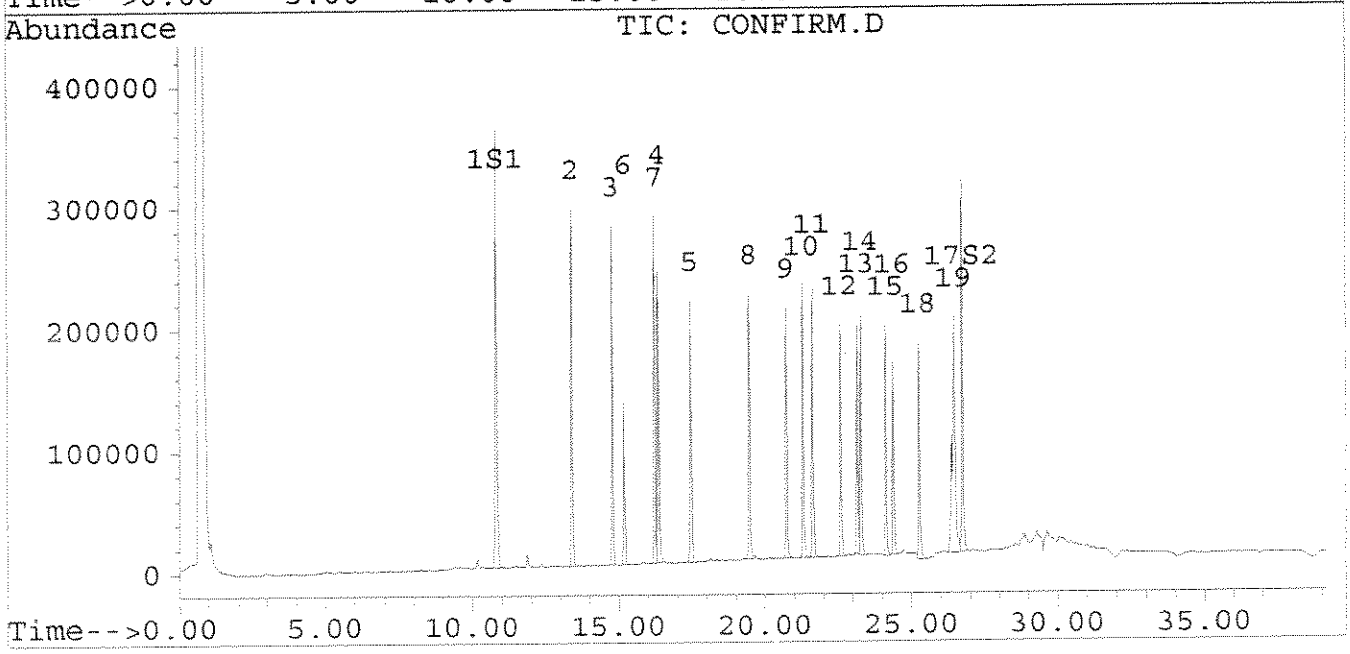

Quantitation Report

Signal #1 : C:\HPCHEM\5\DATA\030909\03090916.D Vial: 16
Signal #2 : C:\HPCHEM\5\DATA\030909\03090916.D\CONFIRM.D
Acq On : 10 Mar 09 00:07 AM Operator: GW
Sample : pest spk dp NC x1 Inst : SVGC2
Misc : 1.0 rmp Multiplr: 1.00
Quant Time: Mar 10 0:48 19109

Method : C:\HPCHEM\5\METHODS\RMPN1.M
Title : Restek 608 pesticides
Last Update : Thu Feb 26 13:54:45 2009
Response via : Single Level Calibration

Volume Inj. :
Signal #1 Phase : Signal #2 Phase:
Signal #1 Info : Signal #2 Info :

	Compound	RT#1	RT#2	Resp#1	Resp#2	Conc#1	Conc#2	
	System Monitoring Compounds							
1)	S1 tetrachloro-m-xylene	8.93	10.80	1486930	1645470	146.48	186.19	#
17)	S2 dibutyl chlorendate	24.32	26.73	1477526	1246355	166.70	210.65	#
	Target Compounds							
2)	alpha BHC	11.17	13.39	1128637	1157654	1.36	1.83	#
3)	lindane	12.39	14.77	1041022	1072652	1.41	1.89	#
4)	heptachlor	14.08	16.35	1003306	956008	1.62	2.34	#
5)	aldrin	15.08	17.45	892702	874626	1.26	1.66	#
6)	beta BHC	12.79	15.17	487629	525558	1.45	2.02	#
7)	delta BHC	13.39	16.21	1023934	1063543	1.37	1.92	#
8)	heptachlor epoxide	17.20	19.47	932999	881316	1.53	1.91	
9)	endosulfan 1	18.53	20.72	900423	835154	1.60	1.83	
10)	pp DDE	18.44	21.29	820820	915797	1.26	1.93	#
11)	dieldrin	19.24	21.63	937917	874218	1.78	1.86	
12)	endrin	19.93	22.57	849565	770654	1.90	1.96	
13)	pp DDD	20.44	23.15	749726	709559	1.66	2.09	#
14)	endosulfan 2	20.67	23.28	836270	792226	1.45	1.84	#
15)	pp DDT	21.31	24.12	802018	768574	1.52	2.21	#
16)	endrin aldehyde	22.03	24.37	690303	654532	1.76	1.97	
18)	endosulfan sulfate	23.37	25.25	793554	722502	1.37	1.91	#
19)	methoxychlor	22.99	26.37	448757	493608	1.83	3.16	#

(f)=RT Delta > 1/2 Window (#)=Amounts differ by > 25% (m)=manual int.

Quantitation Report

Signal #1 : C:\HPCHEM\5\DATA\030909\03090916.D Vial: 16
Signal #2 : C:\HPCHEM\5\DATA\030909\03090916.D\CONFIRM.D
Acq On : 10 Mar 09 00:07 AM Operator: GW
Sample : pest spk dp NC x1 Inst : SVGC2
Misc : 1.0 rmp Multiplr: 1.00
Quant Time: Mar 10 0:48 19109

Method : C:\HPCHEM\5\METHODS\RMPN1.M
Title : Restek 608 pesticides
Last Update : Thu Feb 26 13:54:45 2009
Response via : Single Level Calibration

Volume Inj. :
Signal #1 Phase : Signal #2 Phase:
Signal #1 Info : Signal #2 Info :

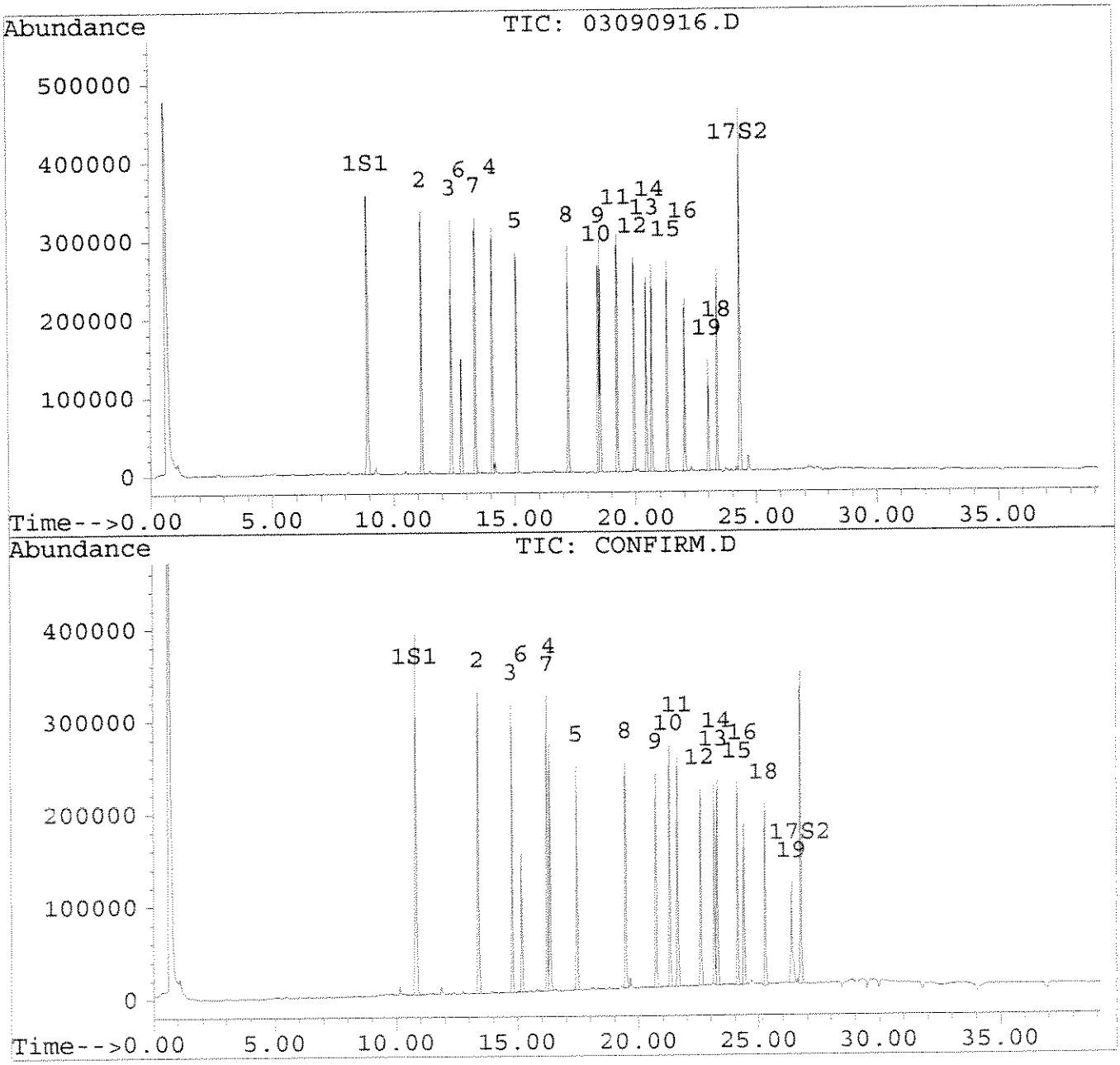

Quantitation Report

Signal #1 : C:\HPCHEM\5\DATA\030909\03090917.D Vial: 17
Signal #2 : C:\HPCHEM\5\DATA\030909\03090917.D\CONFIRM.D
Acq On : 10 Mar 09 00:51 AM Operator: GW
Sample : pest LCS NC x1 Inst : SVGC2
Misc : 1.0 rmp Multiplr: 1.00
Quant Time: Mar 10 1:32 19109

Method : C:\HPCHEM\5\METHODS\RMPN1.M
Title : Restek 608 pesticides
Last Update : Thu Feb 26 13:54:45 2009
Response via : Single Level Calibration

Volume Inj. :
Signal #1 Phase : Signal #2 Phase:
Signal #1 Info : Signal #2 Info :

	Compound	RT#1	RT#2	Resp#1	Resp#2	Conc#1	Conc#2	
	System Monitoring Compounds							
1)	S1 tetrachloro-m-xylene	8.92	10.80	1481957	1640898	145.99	185.67	#
17)	S2 dibutyl chlorendate	24.32	26.73	1308677	1091243	147.65	184.43	
	Target Compounds							
2)	alpha BHC	11.17	13.39	1078635	1107283	1.30	1.75	#
3)	lindane	12.39	14.77	1002761	1029274	1.36	1.81	#
4)	heptachlor	14.08	16.35	962059	920788	1.55	2.25	#
5)	aldrin	15.08	17.45	856062	841071	1.21	1.60	#
6)	beta BHC	12.79	15.17	470779	506209	1.40	1.94	#
7)	delta BHC	13.39	16.21	987368	1025968	1.32	1.85	#
8)	heptachlor epoxide	17.20	19.47	895530	842954	1.47	1.83	
9)	endosulfan 1	18.53	20.72	859294	806357	1.53	1.76	
10)	pp DDE	18.44	21.29	791777	870781	1.21	1.83	#
11)	dieldrin	19.24	21.63	903230	849234	1.72	1.80	
12)	endrin	19.93	22.57	805620	733428	1.80	1.86	
13)	pp DDD	20.44	23.15	718678	680717	1.59	2.01	#
14)	endosulfan 2	20.67	23.28	807040	763358	1.39	1.77	#
15)	pp DDT	21.31	24.12	754422	722737	1.42	2.07	#
16)	endrin aldehyde	22.03	24.37	671045	643502	1.71	1.94	
18)	endosulfan sulfate	23.37	25.25	768048	729097	1.33	1.93	#
19)	methoxychlor	22.99	26.37	428213	424130	1.74	2.70	#

(f)=RT Delta > 1/2 Window (#)=Amounts differ by > 25% (m)=manual int.

Quantitation Report

Signal #1 : C:\HPCHEM\5\DATA\030909\03090917.D Vial: 17
Signal #2 : C:\HPCHEM\5\DATA\030909\03090917.D\CONFIRM.D
Acq On : 10 Mar 09 00:51 AM Operator: GW
Sample : pest LCS NC x1 Inst : SVGC2
Misc : 1.0 rmp Multiplr: 1.00
Quant Time: Mar 10 1:32 19109

Method : C:\HPCHEM\5\METHODS\RMPN1.M
Title : Restek 608 pesticides
Last Update : Thu Feb 26 13:54:45 2009
Response via : Single Level Calibration

Volume Inj. :
Signal #1 Phase : Signal #2 Phase:
Signal #1 Info : Signal #2 Info :

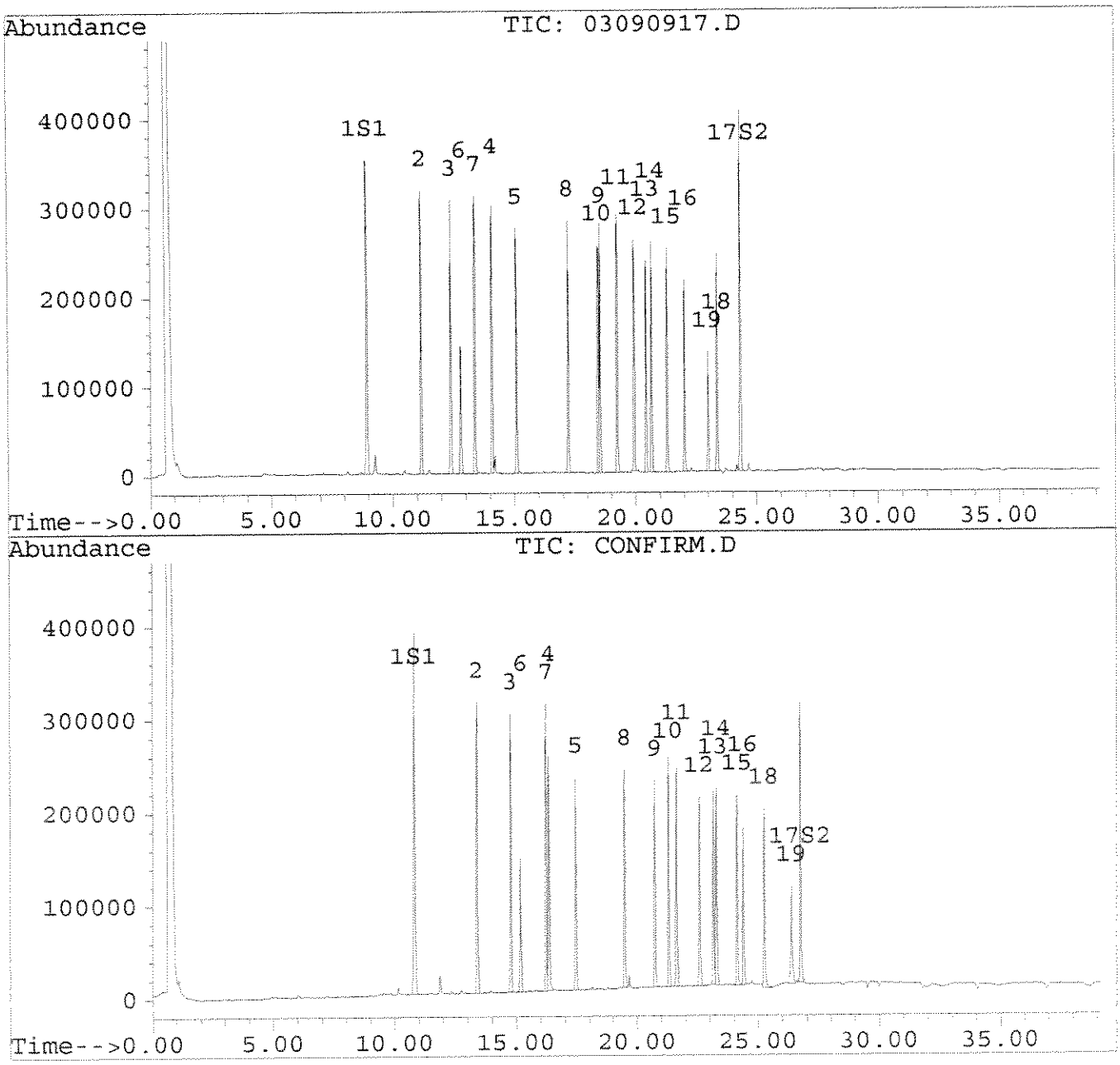

Quantitation Report

Signal #1 : C:\HPCHEM\5\DATA\030909\03090918.D Vial: 18
Signal #2 : C:\HPCHEM\5\DATA\030909\03090918.D\CONFIRM.D
Acq On : 10 Mar 09 01:34 AM Operator: GW
Sample : 1016/1260 1.0 Inst : SVGC2
Misc : Multiplr: 1.00
Quant Time: Mar 10 2:15 19109

Method : C:\HPCHEM\5\METHODS\RMPN1.M
Title : Restek 608 pesticides
Last Update : Thu Feb 26 13:54:45 2009
Response via : Single Level Calibration

Volume Inj. :
Signal #1 Phase : Signal #2 Phase:
Signal #1 Info : Signal #2 Info :

	Compound	RT#1	RT#2	Resp#1	Resp#2	Conc#1	Conc#2	
	System Monitoring Compounds							
1)	S1 tetrachloro-m-xylene	0.00	0.00	0	0	N.D.	N.D.	
17)	S2 dibutyl chlorendate	24.37	0.00	23305	0	2.63	N.D.	#
	Target Compounds							
2)	alpha BHC	0.00	0.00	0	0	N.D.	N.D.	
3)	lindane	0.00	0.00	0	0	N.D.	N.D.	
4)	heptachlor	0.00	0.00	0	0	N.D.	N.D.	
5)	aldrin	0.00	17.53f	0	9852	N.D.	0.01	#
6)	beta BHC	0.00	15.19	0	6596	N.D.	N.D.	
7)	delta BHC	13.47f	0.00	34732	0	0.03	N.D.	#
8)	heptachlor epoxide	0.00	19.56f	0	22685	N.D.	0.04	#
9)	endosulfan 1	0.00	0.00	0	0	N.D.	N.D.	
10)	pp DDE	18.39f	0.00	10696	0	N.D.	N.D.	
11)	dieldrin	19.17f	21.68	7432	12783	N.D.	N.D.	
12)	endrin	0.00	0.00	0	0	N.D.	N.D.	
13)	pp DDD	20.41	0.00	11077	0	N.D.	N.D.	
14)	endosulfan 2	20.69	0.00	28042	0	N.D.	N.D.	
15)	pp DDT	21.43f	24.11	2617	102207	N.D.	0.25	
16)	endrin aldehyde	22.04	24.40	3674	51984	N.D.	0.03	
18)	endosulfan sulfate	23.41	25.32	1886	67966	N.D.	0.10	
19)	methoxychlor	23.08f	0.00	7673	0	N.D.	N.D.	

(f)=RT Delta > 1/2 Window (#)=Amounts differ by > 25% (m)=manual int.

Quantitation Report

Signal #1 : C:\HPCHEM\5\DATA\030909\03090918.D Vial: 18
Signal #2 : C:\HPCHEM\5\DATA\030909\03090918.D\CONFIRM.D
Acq On : 10 Mar 09 01:34 AM Operator: GW
Sample : 1016/1260 1.0 Inst : SVGC2
Misc : Multiplr: 1.00
Quant Time: Mar 10 2:15 19109

Method : C:\HPCHEM\5\METHODS\RMPN1.M
Title : Restek 608 pesticides
Last Update : Thu Feb 26 13:54:45 2009
Response via : Single Level Calibration

Volume Inj. :
Signal #1 Phase : Signal #2 Phase:
Signal #1 Info : Signal #2 Info :

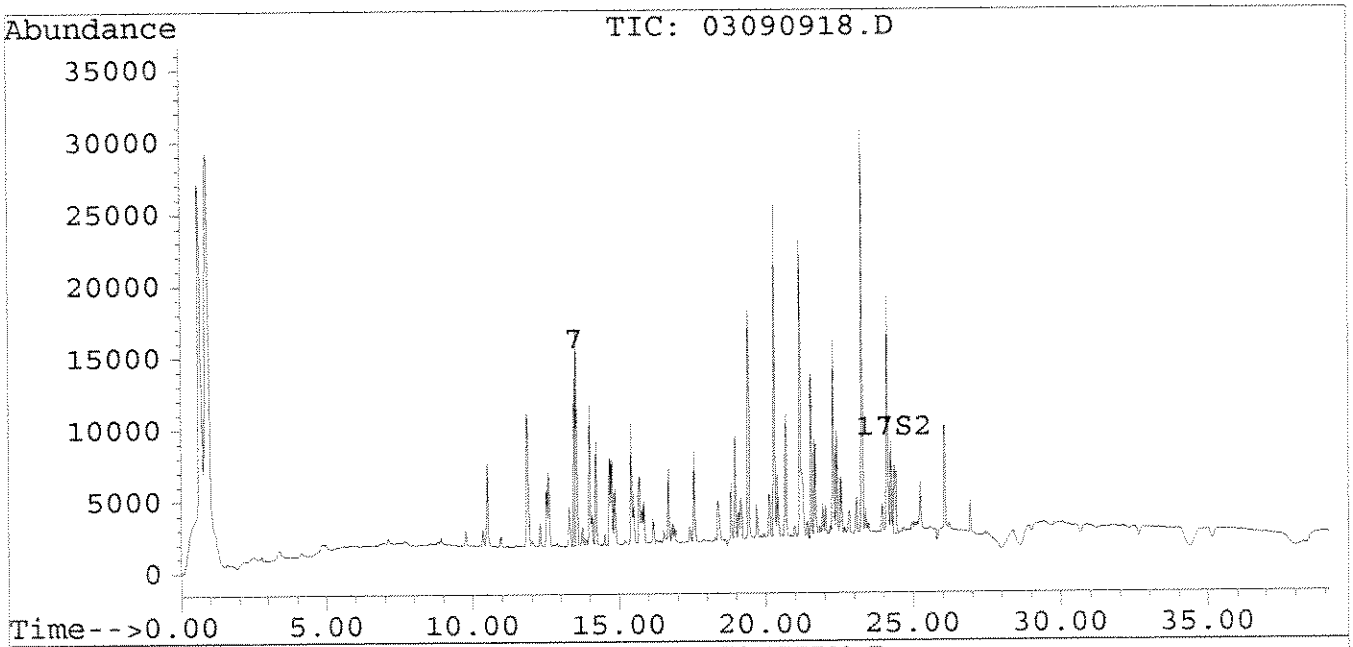

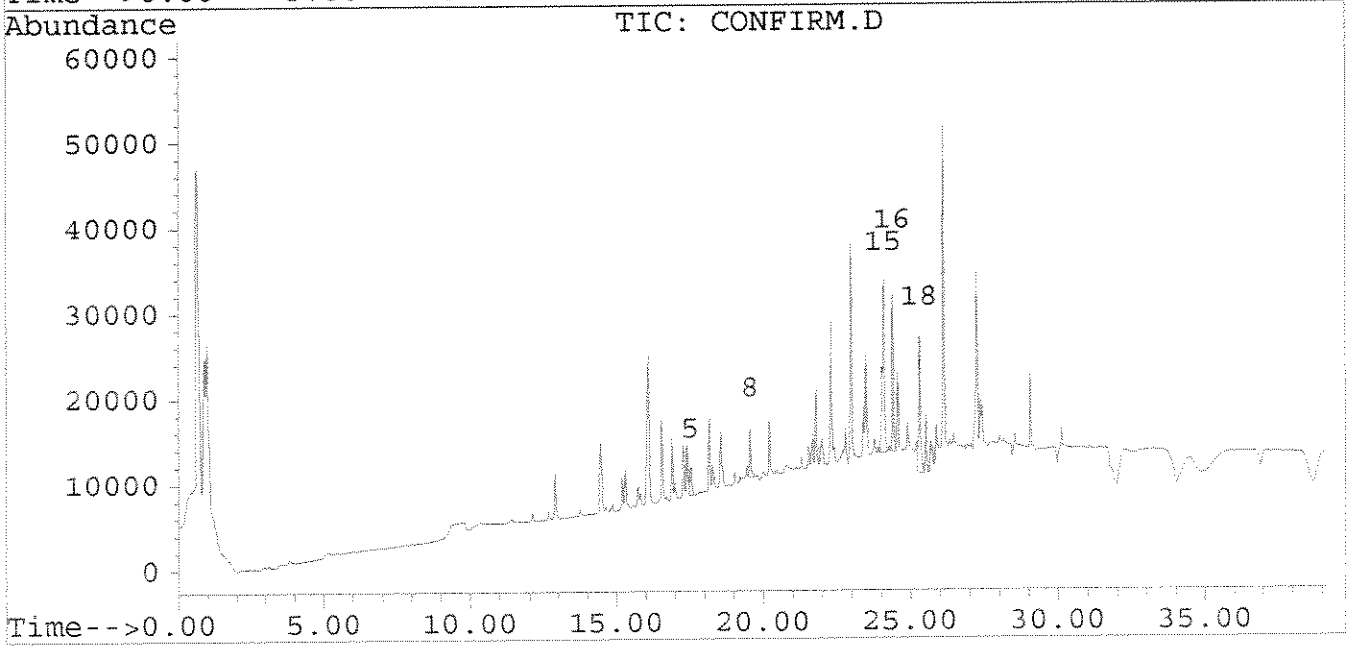

Quantitation Report

Signal #1 : C:\HPCHEM\5\DATA\030909\03090919.D Vial: 19
Signal #2 : C:\HPCHEM\5\DATA\030909\03090919.D\CONFIRM.D
Acq On : 10 Mar 09 02:18 AM Operator: GW
Sample : 1221 1.0 Inst : SVGC2
Misc : Multiplr: 1.00
Quant Time: Mar 10 2:58 19109

Method : C:\HPCHEM\5\METHODS\RMPN1.M
Title : Restek 608 pesticides
Last Update : Thu Feb 26 13:54:45 2009
Response via : Single Level Calibration

Volume Inj. :
Signal #1 Phase : Signal #2 Phase:
Signal #1 Info : Signal #2 Info :

	Compound	RT#1	RT#2	Resp#1	Resp#2	Conc#1	Conc#2
	System Monitoring Compounds						
1)	S1 tetrachloro-m-xylene	8.92	0.00	2774	0	0.27	N.D. #
17)	S2 dibutyl chlorendate	0.00	0.00	0	0	N.D.	N.D.
	Target Compounds						
2)	alpha BHC	0.00	0.00	0	0	N.D.	N.D.
3)	lindane	0.00	0.00	0	0	N.D.	N.D.
4)	heptachlor	0.00	0.00	0	0	N.D.	N.D.
5)	aldrin	0.00	0.00	0	0	N.D.	N.D.
6)	beta BHC	12.80	0.00	2242	0	N.D.	N.D.
7)	delta BHC	13.47f	0.00	2022	0	N.D.	N.D.
8)	heptachlor epoxide	0.00	0.00	0	0	N.D.	N.D.
9)	endosulfan 1	0.00	0.00	0	0	N.D.	N.D.
10)	pp DDE	18.43	0.00	4514	0	N.D.	N.D.
11)	dieldrin	0.00	0.00	0	0	N.D.	N.D.
12)	endrin	0.00	0.00	0	0	N.D.	N.D.
13)	pp DDD	0.00	0.00	0	0	N.D.	N.D.
14)	endosulfan 2	0.00	0.00	0	0	N.D.	N.D.
15)	pp DDT	0.00	0.00	0	0	N.D.	N.D.
16)	endrin aldehyde	0.00	0.00	0	0	N.D.	N.D.
18)	endosulfan sulfate	0.00	25.28	0	27370	N.D.	N.D.
19)	methoxychlor	0.00	0.00	0	0	N.D.	N.D.

(f)=RT Delta > 1/2 Window (#)=Amounts differ by > 25% (m)=manual int.

Quantitation Report

Signal #1 : C:\HPCHEM\5\DATA\030909\03090919.D Vial: 19
Signal #2 : C:\HPCHEM\5\DATA\030909\03090919.D\CONFIRM.D
Acq On : 10 Mar 09 02:18 AM Operator: GW
Sample : 1221 1.0 Inst : SVGC2
Misc : Multiplr: 1.00
Quant Time: Mar 10 2:58 19109

Method : C:\HPCHEM\5\METHODS\RMPN1.M
Title : Restek 608 pesticides
Last Update : Thu Feb 26 13:54:45 2009
Response via : Single Level Calibration

Volume Inj. :
Signal #1 Phase : Signal #2 Phase:
Signal #1 Info : Signal #2 Info :

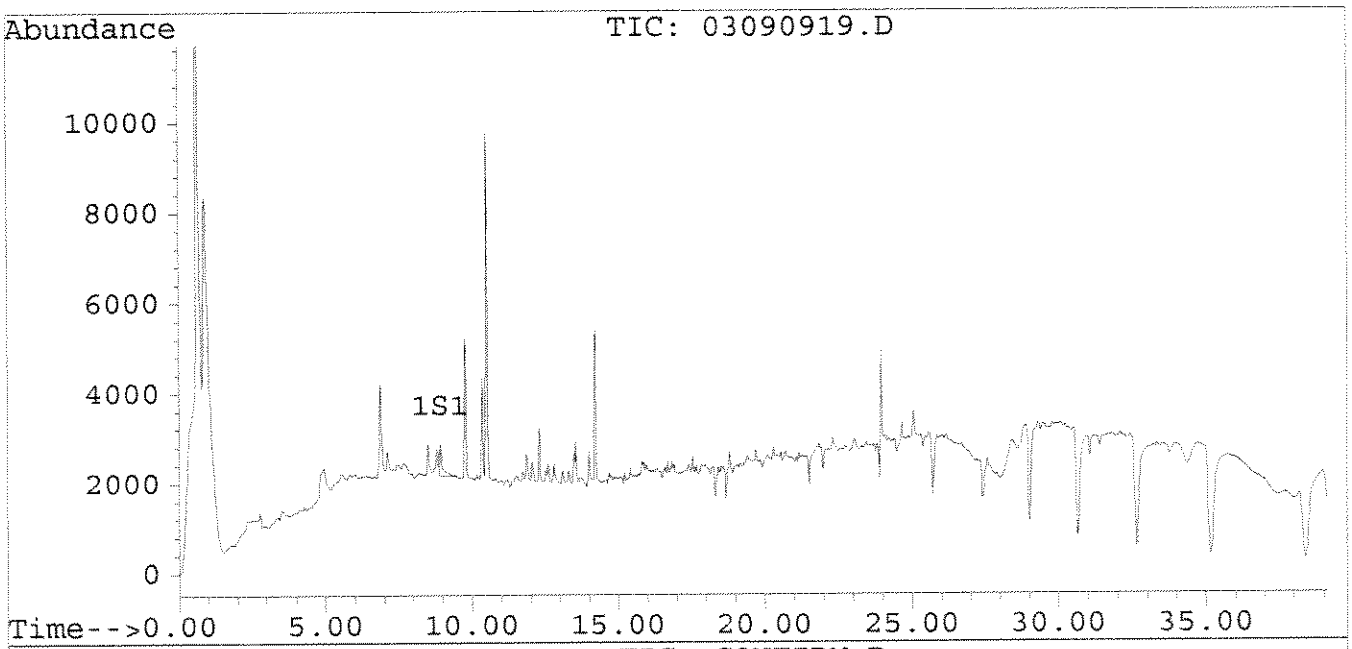

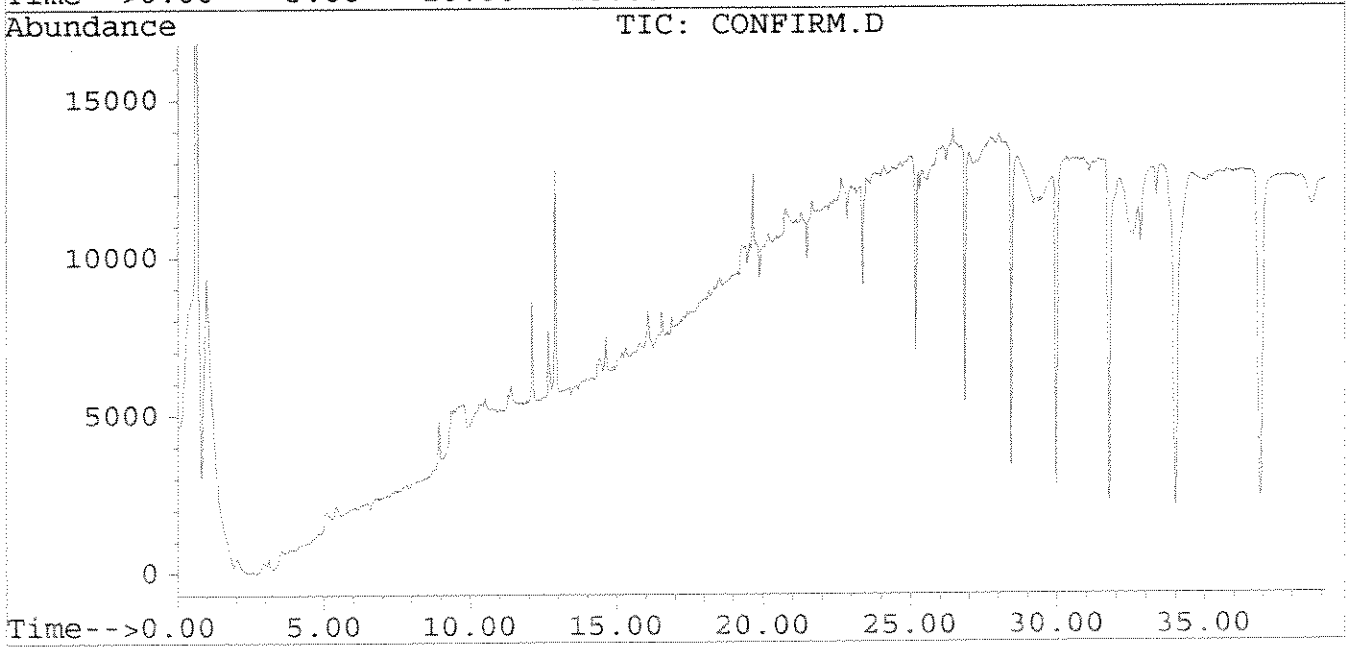

Quantitation Report

Signal #1 : C:\HPCHEM\5\DATA\030909\03090920.D Vial: 20
Signal #2 : C:\HPCHEM\5\DATA\030909\03090920.D\CONFIRM.D
Acq On : 10 Mar 09 03:01 AM Operator: GW
Sample : chem s qc Inst : SVGC2
Misc : Multiplr: 1.00
Quant Time: Mar 10 3:42 19109

Method : C:\HPCHEM\5\METHODS\RMPN1.M
Title : Restek 608 pesticides
Last Update : Thu Feb 26 13:54:45 2009
Response via : Single Level Calibration

Volume Inj. :
Signal #1 Phase : Signal #2 Phase:
Signal #1 Info : Signal #2 Info :

	Compound	RT#1	RT#2	Resp#1	Resp#2	Conc#1	Conc#2	
	System Monitoring Compounds							
1)	S1 tetrachloro-m-xylene	0.00	0.00	0	0	N.D.	N.D.	
17)	S2 dibutyl chlorendate	0.00	0.00	0	0	N.D.	N.D.	
	Target Compounds							
2)	alpha BHC	11.17	13.39	1286496	1321742	1.55	2.09	#
3)	lindane	12.37	14.77	1175599	1211410	1.60	2.14	#
4)	heptachlor	14.08	16.35	1168070	1133263	1.89	2.82	#
5)	aldrin	15.08	17.44	1103335	1098135	1.56	2.09	#
6)	beta BHC	12.79	15.17	541310	585814	1.62	2.27	#
7)	delta BHC	13.39	16.21	1155829	1187994	1.55	2.14	#
8)	heptachlor epoxide	17.20	19.47	1051999	995774	1.74	2.16	
9)	endosulfan 1	18.53	20.72	1031203	959532	1.84	2.11	
10)	pp DDE	18.44	21.29	954142	1063370	1.47	2.24	#
11)	dieldrin	19.24	21.63	1060788	1007563	2.02	2.14	
12)	endrin	19.93	22.57	931690	852991	2.09	2.18	
13)	pp DDD	20.44	23.15	832774	815382	1.85	2.41	#
14)	endosulfan 2	20.67	23.28	941994	911745	1.64	2.12	#
15)	pp DDT	21.31	24.12	867283	860074	1.64	2.47	#
16)	endrin aldehyde	22.03	24.37	739734	725638	1.90	2.20	
18)	endosulfan sulfate	23.37	25.25	849358	866398	1.47	2.31	#
19)	methoxychlor	22.99	26.37	483964	416456	1.98	2.65	#

(f)=RT Delta > 1/2 Window (#)=Amounts differ by > 25% (m)=manual int.

Quantitation Report

Signal #1 : C:\HPCHEM\5\DATA\030909\03090920.D Vial: 20
Signal #2 : C:\HPCHEM\5\DATA\030909\03090920.D\CONFIRM.D
Acq On : 10 Mar 09 03:01 AM Operator: GW
Sample : chem s qc Inst : SVGC2
Misc : Multiplr: 1.00
Quant Time: Mar 10 3:42 19109

Method : C:\HPCHEM\5\METHODS\RMPN1.M
Title : Restek 608 pesticides
Last Update : Thu Feb 26 13:54:45 2009
Response via : Single Level Calibration

Volume Inj. :
Signal #1 Phase : Signal #2 Phase:
Signal #1 Info : Signal #2 Info :

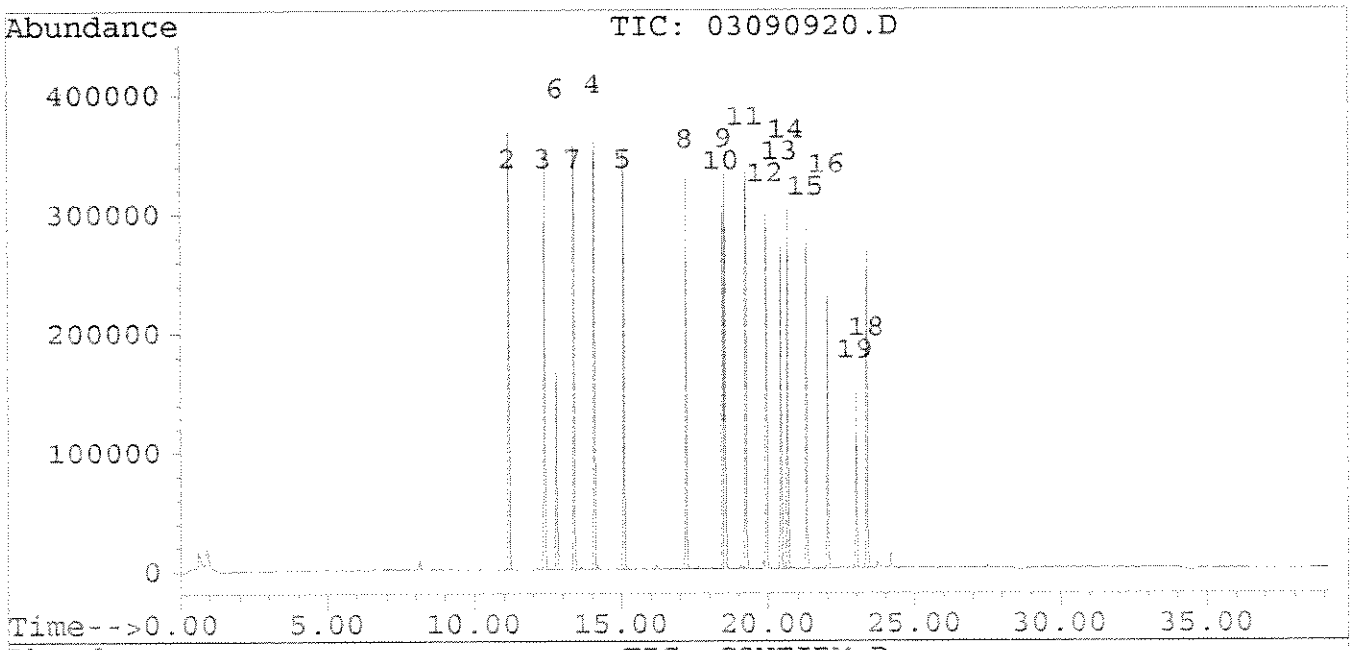

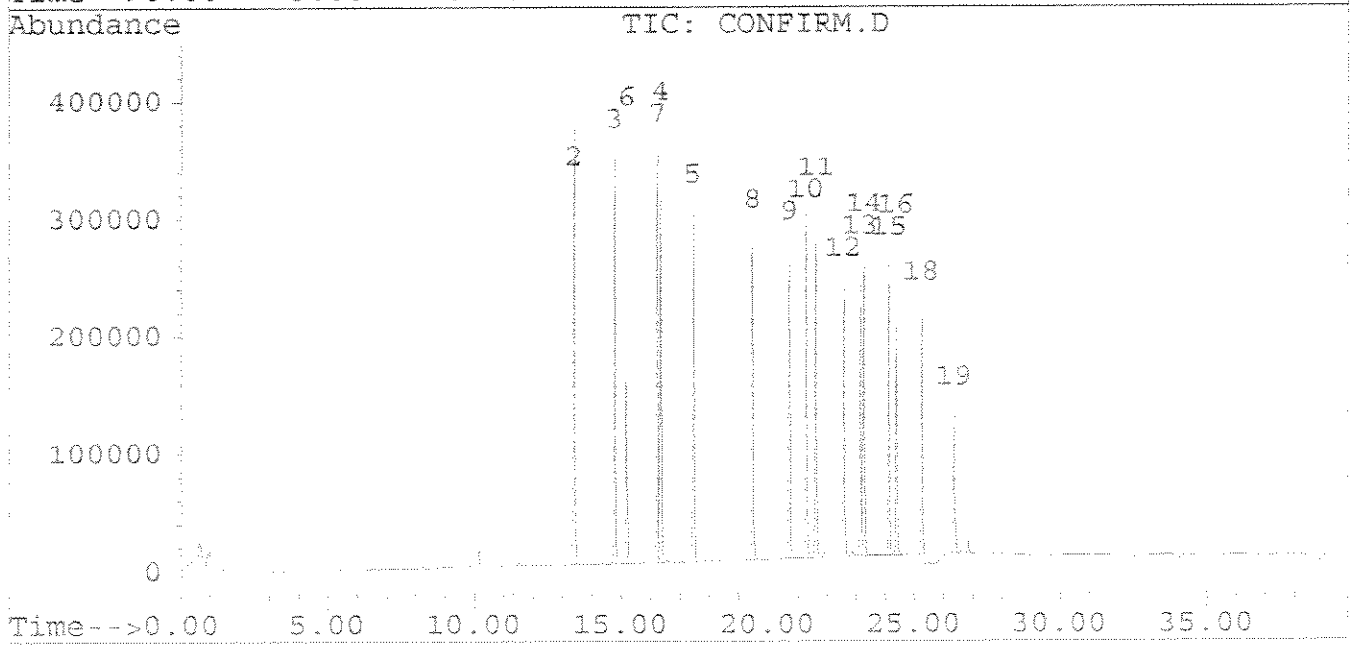

Quantitation Report

Signal #1 : C:\HPCHEM\5\DATA\030909\03090921.D Vial: 21
Signal #2 : C:\HPCHEM\5\DATA\030909\03090921.D\CONFIRM.D
Acq On : 10 Mar 09 03:44 AM Operator: GW
Sample : 0790.00 NC x1 Inst : SVGC2
Misc : Multiplr: 1.00
Quant Time: Mar 10 4:25 19109

Method : C:\HPCHEM\5\METHODS\RMPN1.M
Title : Restek 608 pesticides
Last Update : Thu Feb 26 13:54:45 2009
Response via : Single Level Calibration

Volume Inj. :
Signal #1 Phase : Signal #2 Phase:
Signal #1 Info : Signal #2 Info :

	Compound	RT#1	RT#2	Resp#1	Resp#2	Conc#1	Conc#2	
	System Monitoring Compounds							
1)	S1 tetrachloro-m-xylene	8.92	10.80	1115622	1184266	109.90	134.00	
17)	S2 dibutyl chlorendate	24.32	26.73	1042133	847958	117.58	143.32	
	Target Compounds							
2)	alpha BHC	0.00	13.45	0	19968	N.D.	0.01	#
3)	lindane	12.37	0.00	1082	0	N.D.	N.D.	
4)	heptachlor	14.08	16.47f	5030	79486	N.D.	N.D.	
5)	aldrin	15.17f	0.00	55678	0	0.06	N.D.	#
6)	beta BHC	12.76f	15.12f	12268	5690	N.D.	N.D.	
7)	delta BHC	13.40	0.00	15673	0	0.00	N.D.	#
8)	heptachlor epoxide	17.13f	0.00	2563	0	N.D.	N.D.	
9)	endosulfan 1	18.55	0.00	5358	0	N.D.	N.D.	
10)	pp DDE	18.55f	0.00	5358	0	N.D.	N.D.	
11)	dieldrin	19.21	21.59f	4471	11083	N.D.	N.D.	
12)	endrin	0.00	0.00	0	0	N.D.	N.D.	
13)	pp DDD	0.00	0.00	0	0	N.D.	N.D.	
14)	endosulfan 2	0.00	0.00	0	0	N.D.	N.D.	
15)	pp DDT	0.00	24.20	0	45644	N.D.	0.08	#
16)	endrin aldehyde	0.00	0.00	0	0	N.D.	N.D.	
18)	endosulfan sulfate	0.00	0.00	0	0	N.D.	N.D.	
19)	methoxychlor	22.95f	26.45f	340	105766	N.D.	0.60	

(f)=RT Delta > 1/2 Window (#)=Amounts differ by > 25% (m)=manual int.

Quantitation Report

Signal #1 : C:\HPCHEM\5\DATA\030909\03090921.D Vial: 21
Signal #2 : C:\HPCHEM\5\DATA\030909\03090921.D\CONFIRM.D
Acq On : 10 Mar 09 03:44 AM Operator: GW
Sample : 0790.00 NC x1 Inst : SVGC2
Misc : Multiplr: 1.00
Quant Time: Mar 10 4:25 19109

Method : C:\HPCHEM\5\METHODS\RMPN1.M
Title : Restek 608 pesticides
Last Update : Thu Feb 26 13:54:45 2009
Response via : Single Level Calibration

Volume Inj. :
Signal #1 Phase : Signal #2 Phase:
Signal #1 Info : Signal #2 Info :

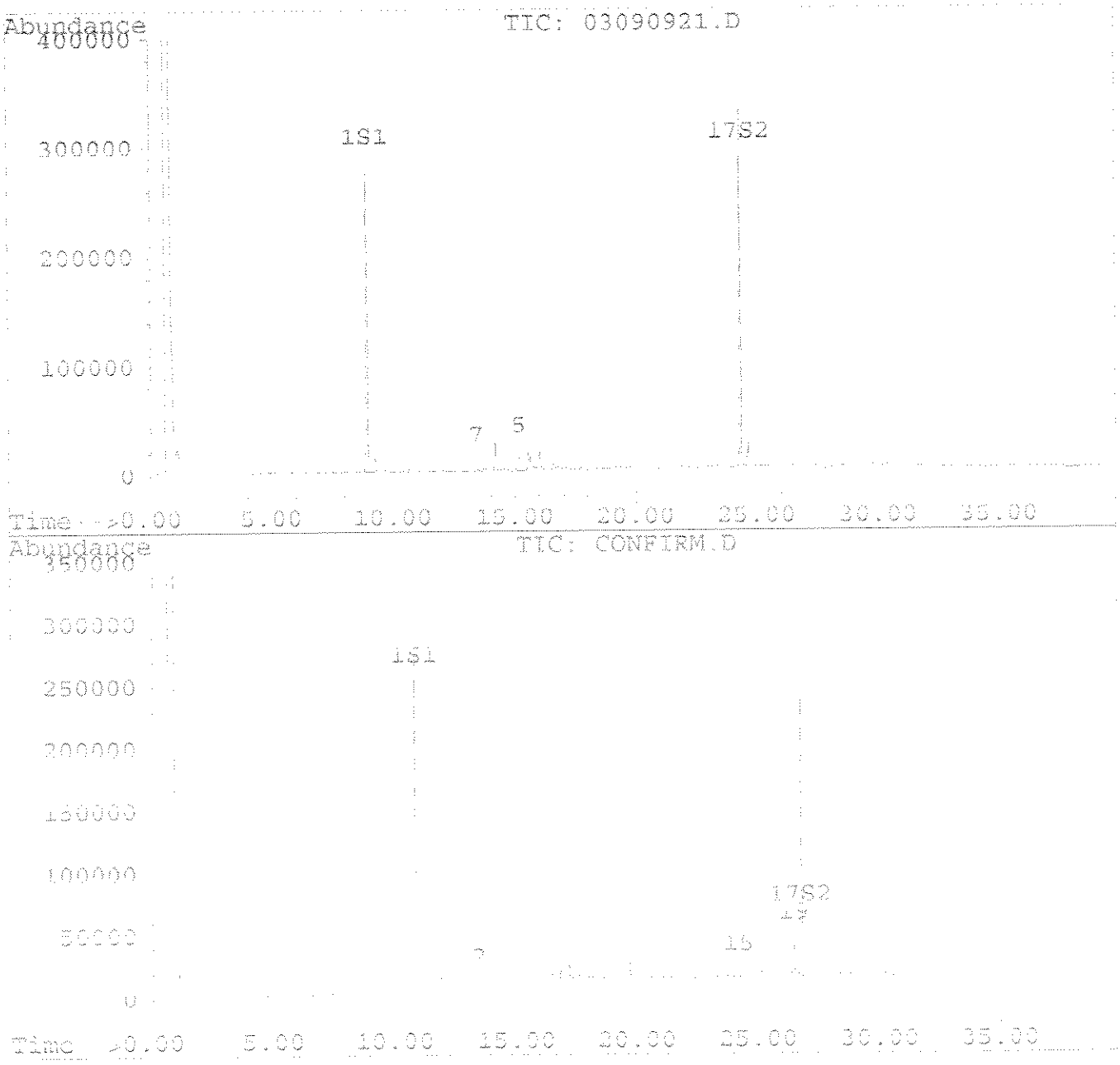

Quant Time Report

Signal #1 : C:\HPCHEM\5\DATA\030909\03090922.D Vial: 22
Signal #2 : C:\HPCHEM\5\DATA\030909\03090922.D Chromatogram
Acq. On : 10 Mar 09 14:20 BK Operator : BK
Sample : tagm 0.4 Inst : SVGC2
Misc : Multiplier: 1.00
Quant Time: Mar 10 5:09 19109

Method : C:\HPCHEM\5\METHODS\RMPN1.M
Title : Pesticides
Last Update : Thu Feb 26 13:54:45 2009
Response via : Single Level Calibration

Volume Inj. :
Signal #2 Phase : Signal #1 Phase :
Signal #1 Info : Signal #2 Info :

	Compound	RT#1	RT#2	Resp#1	Resp#2	Conc#1	Conc#2
	System Monitoring Compounds						
1)	DCB tetrachloro-m-xylene	0.00	0.00	0	0	N.D.	N.D.
17)	S2 dibutyl chlorendate	0.00	0.00	0	0	N.D.	N.D.
	Target Compounds						
2)	alpha BHC	0.00	0.00	0	0	N.D.	N.D.
3)	lindane	0.00	0.00	0	0	N.D.	N.D.
4)	heptachlor	0.00	0.00	0	0	N.D.	N.D.
5)	aldrin	0.00	0.00	0	0	N.D.	N.D.
6)	beta BHC	0.00	0.00	0	0	N.D.	N.D.
7)	delta BHC	0.00	0.00	0	0	N.D.	N.D.
8)	heptachlor epoxide	0.00	0.00	0	0	N.D.	N.D.
9)	endosulfan I	0.00	0.00	0	0	N.D.	N.D.
10)	pp DDE	0.00	0.00	0	0	N.D.	N.D.
11)	dieldrin	0.00	0.00	0	0	N.D.	N.D.
12)	endrin	0.00	0.00	0	0	N.D.	N.D.
13)	pp DMU	0.00	0.00	0	0	N.D.	N.D.
14)	Endosulfan II	0.00	0.00	0	0	N.D.	N.D.
15)	pp DDT	0.00	0.00	0	0	N.D.	N.D.
16)	endrin aldehyde	22.04	0.00	2270	0	N.D.	N.D.
18)	endosulfan sulfate	0.00	0.00	0	0	N.D.	N.D.
19)	methoxychlor	0.00	26.45#	0	13522	N.D.	N.D.

(#) = qualifier out of range (m) = manual int

03090922.D RMPN1.M Tue Mar 10 05:09:14 2009 Page 1

Quantization Report

Signal #1 : C:\HPCHEM\5\DATA\030909\03090922.D Vial: 22
Signal #2 : C:\HPCHEM\5\DATA\030909\03090922.D\CONFIRM.D
Acq On : 10 Mar 09 04:20 AM Operator: CX
Sample : tagm 0.4 Inst : SVGC2
Misc : Multiplr: 1.00
Quant Time: Mar 10 5:09 19109

Method : C:\HPCHEM\5\METHODS\RMPNI.M
Title : Restek 600 pesticides
Last Update : Thu Feb 26 13:54:45 2009
Response via : Single Level Calibration

Volume Inj. :
Signal #1 Phase Signal #2 Phase
Signal #1 Info : Signal #2 Info :

Abundance TIC: 03090922.D

150000

100000

Time 10.00 5.00 10.00 15.00 20.00 25.00 30.00 35.00

Abundance TIC: CONFIRM.D

Time 10.00 5.00 10.00 15.00 20.00 25.00 30.00 35.00

Quantitation Report

Signal #1 : C:\HPCHEM\5\DATA\030909\03090923.D Vial: 23
Signal #2 : C:\HPCHEM\5\DATA\030909\03090923.D\CONFIRM.D
Acq On : 10 Mar 09 05:11 AM Operator: GW
Sample : tagm 0.1 Inst : SVGC2
Misc : Multiplr: 1.00
Quant Time: Mar 10 5:52 19109

Method : C:\HPCHEM\5\METHODS\RMPN1.M
Title : Restek 608 pesticides
Last Update : Thu Feb 26 13:54:45 2009
Response via : Single Level Calibration

Volume Inj. :
Signal #1 Phase : Signal #2 Phase:
Signal #1 Info : Signal #2 Info :

	Compound	RT#1	RT#2	Resp#1	Resp#2	Conc#1	Conc#2
	System Monitoring Compounds						
1)	S1 tetrachloro-m-xylene	0.00	0.00	0	0	N.D.	N.D.
17)	S2 dibutyl chlorendate	0.00	0.00	0	0	N.D.	N.D.
	Target Compounds						
2)	alpha BHC	0.00	0.00	0	0	N.D.	N.D.
3)	lindane	0.00	0.00	0	0	N.D.	N.D.
4)	heptachlor	14.19f	0.00	889	0	N.D.	N.D.
5)	aldrin	0.00	0.00	0	0	N.D.	N.D.
6)	beta BHC	0.00	0.00	0	0	N.D.	N.D.
7)	delta BHC	0.00	0.00	0	0	N.D.	N.D.
8)	heptachlor epoxide	0.00	0.00	0	0	N.D.	N.D.
9)	endosulfan 1	0.00	0.00	0	0	N.D.	N.D.
10)	pp DDE	0.00	0.00	0	0	N.D.	N.D.
11)	dieldrin	0.00	0.00	0	0	N.D.	N.D.
12)	endrin	0.00	0.00	0	0	N.D.	N.D.
13)	pp DDD	0.00	0.00	0	0	N.D.	N.D.
14)	endosulfan 2	0.00	0.00	0	0	N.D.	N.D.
15)	pp DDT	0.00	0.00	0	0	N.D.	N.D.
16)	endrin aldehyde	0.00	0.00	0	0	N.D.	N.D.
18)	endosulfan sulfate	0.00	0.00	0	0	N.D.	N.D.
19)	methoxychlor	0.00	26.45f	0	2337	N.D.	N.D.

Quantitation Report

Signal #1 : C:\HPCHEM\5\DATA\030909\03090923.D Vial: 23
Signal #2 : C:\HPCHEM\5\DATA\030909\03090923.D\CONFIRM.D
Acq On : 10 Mar 09 05:11 AM Operator: GW
Sample : tagm 0.1 Inst : SVGC2
Misc : Multiplr: 1.00
Quant Time: Mar 10 5:52 19109

Method : C:\HPCHEM\5\METHODS\RMPN1.M
Title : Restek 608 pesticides
Last Update : Thu Feb 26 13:54:45 2009
Response via : Single Level Calibration

Volume Inj. :
Signal #1 Phase : Signal #2 Phase:
Signal #1 Info : Signal #2 Info :

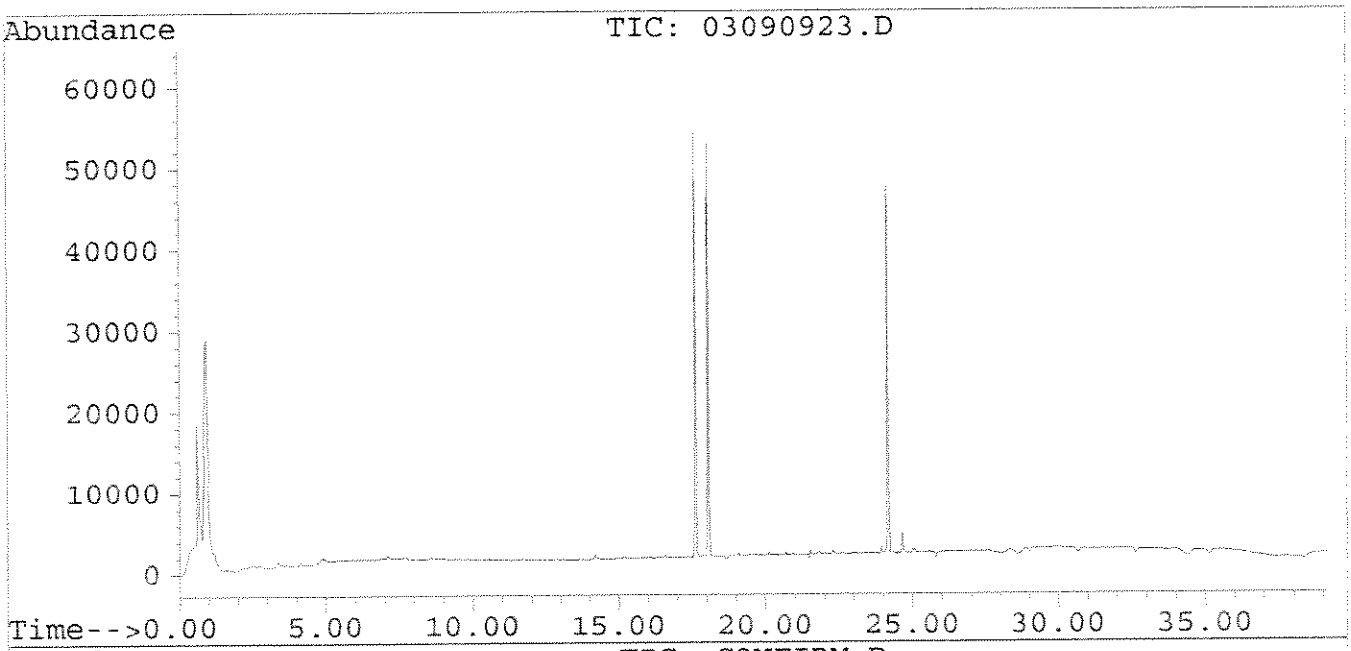

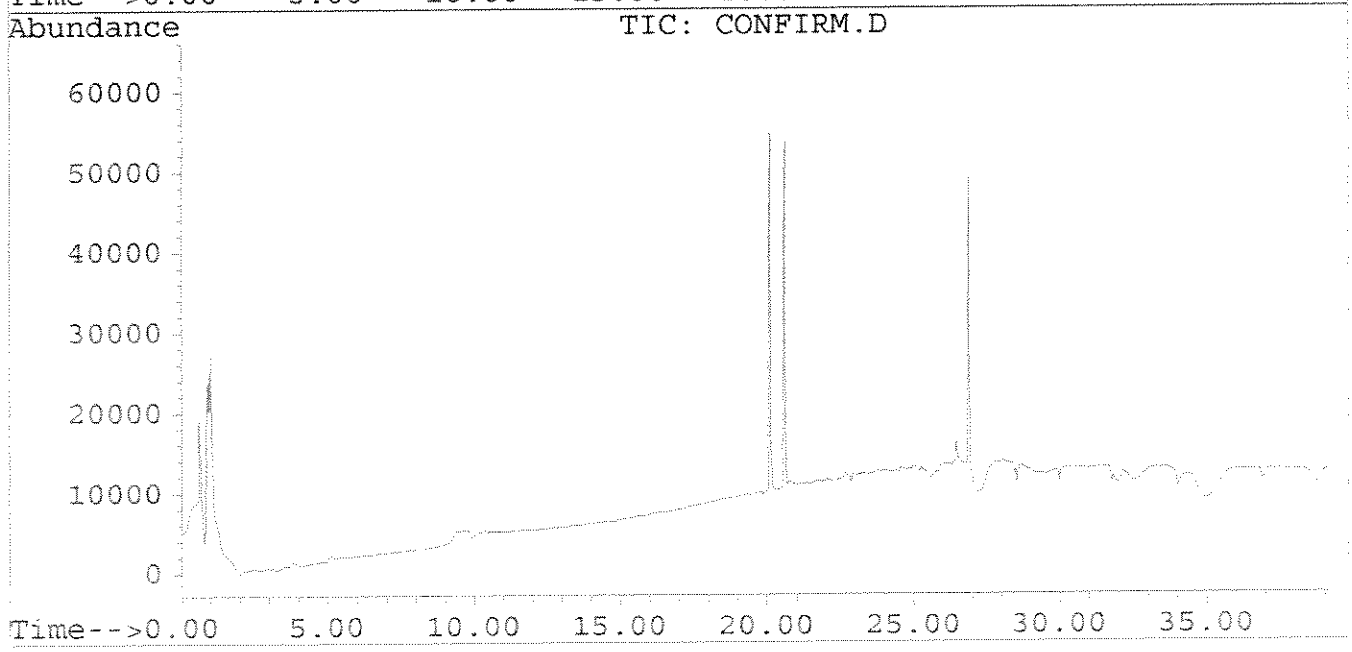

Quantitation Report

Signal #1 : C:\HPCHEM\5\DATA\030909\03090924.D Vial: 24
Signal #2 : C:\HPCHEM\5\DATA\030909\03090924.D\CONFIRM.D
Acq On : 10 Mar 09 07:57 AM Operator: GW
Sample : rmp 1.2 Inst : SVGC2
Misc : Multiplr: 1.00
Quant Time: Mar 10 8:38 19109

Method : C:\HPCHEM\5\METHODS\RMPN1.M
Title : Restek 608 pesticides
Last Update : Thu Feb 26 13:54:45 2009
Response via : Single Level Calibration

Volume Inj. :
Signal #1 Phase : Signal #2 Phase:
Signal #1 Info : Signal #2 Info :

	Compound	RT#1	RT#2	Resp#1	Resp#2	Conc#1	Conc#2	
	System Monitoring Compounds							
1)	S1 tetrachloro-m-xylene	0.00	0.00	0	0	N.D.	N.D.	
17)	S2 dibutyl chlorendate	0.00	26.85f	0	30910	N.D.	5.22	#
	Target Compounds							
2)	alpha BHC	11.17	13.39	1510150	1662454	1.82	2.64	#
3)	lindane	12.39	14.77	1379428	1534087	1.88	2.72	#
4)	heptachlor	14.08	16.35	1373031	1369977	2.24	3.45	#
5)	aldrin	15.09	17.45	1275149	1343838	1.81	2.56	#
6)	beta BHC	12.80	15.17	636725	736168	1.92	2.87	#
7)	delta BHC	13.39	16.21	1369608	1472587	1.84	2.67	#
8)	heptachlor epoxide	17.21	19.47	1193575	1190816	1.98	2.59	#
9)	endosulfan 1	18.53	20.72	1112089	1141435	1.99	2.52	#
10)	pp DDE	18.45	21.29	1119286	1284816	1.73	2.71	#
11)	dieldrin	19.24	21.63	1209696	1218475	2.31	2.60	
12)	endrin	19.95	22.57	1066906	1071859	2.39	2.76	
13)	pp DDD	20.44	23.15	965927	1002614	2.15	2.98	#
14)	endosulfan 2	20.67	23.28	1059856	1049745	1.85	2.45	#
15)	pp DDT	21.31	24.12	1004019	1056660	1.91	3.05	#
16)	endrin aldehyde	22.03	24.37	917539	932846	2.38	2.87	
18)	endosulfan sulfate	23.37	25.25	989687	949927	1.73	2.54	#
19)	methoxychlor	23.00	26.37	557382	506182	2.29	3.25	#

(f)=RT Delta > 1/2 Window (#)=Amounts differ by > 25% (m)=manual int.

Quantitation Report

Signal #1 : C:\HPCHEM\5\DATA\030909\03090924.D Vial: 24
Signal #2 : C:\HPCHEM\5\DATA\030909\03090924.D\CONFIRM.D
Acq On : 10 Mar 09 07:57 AM Operator: GW
Sample : rmp 1.2 Inst : SVGC2
Misc : Multiplr: 1.00
Quant Time: Mar 10 8:38 19109

Method : C:\HPCHEM\5\METHODS\RMPN1.M
Title : Restek 608 pesticides
Last Update : Thu Feb 26 13:54:45 2009
Response via : Single Level Calibration

Volume Inj. :
Signal #1 Phase : Signal #2 Phase:
Signal #1 Info : Signal #2 Info :

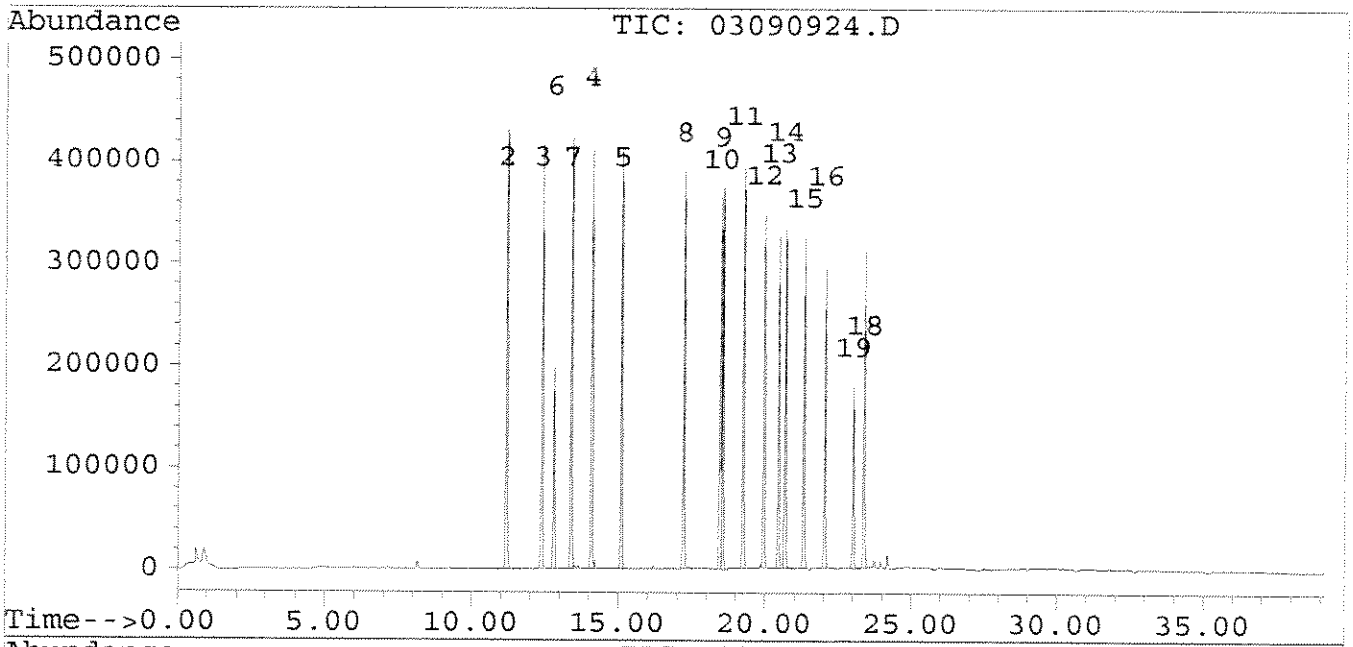

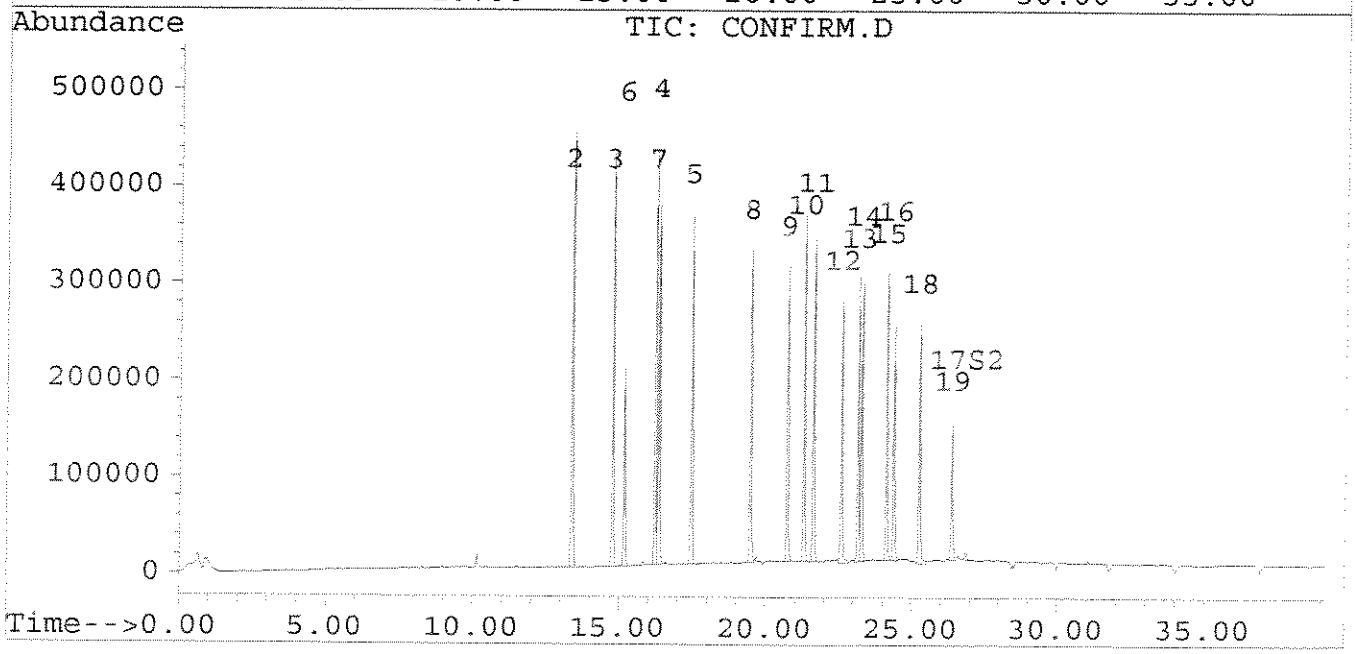

Quantitation Report

Signal #1 : C:\HPCHEM\5\DATA\030909\03090925.D Vial: 25
Signal #2 : C:\HPCHEM\5\DATA\030909\03090925.D\CONFIRM.D
Acq On : 10 Mar 09 08:40 AM Operator: GW
Sample : endrin + ppDDT Inst : SVGC2
Misc : Multiplr: 1.00
Quant Time: Mar 10 9:21 19109

Method : C:\HPCHEM\5\METHODS\RMPN1.M
Title : Restek 608 pesticides
Last Update : Thu Feb 26 13:54:45 2009
Response via : Single Level Calibration

Volume Inj. :
Signal #1 Phase : Signal #2 Phase:
Signal #1 Info : Signal #2 Info :

	Compound	RT#1	RT#2	Resp#1	Resp#2	Conc#1	Conc#2	
	System Monitoring Compounds							
1)	S1 tetrachloro-m-xylene	0.00	0.00	0	0	N.D.	N.D.	
17)	S2 dibutyl chlorendate	0.00	0.00	0	0	N.D.	N.D.	
	Target Compounds							
2)	alpha BHC	0.00	0.00	0	0	N.D.	N.D.	
3)	lindane	0.00	0.00	0	0	N.D.	N.D.	
4)	heptachlor	14.19f	0.00	4222	0	N.D.	N.D.	
5)	aldrin	0.00	0.00	0	0	N.D.	N.D.	
6)	beta BHC	0.00	0.00	0	0	N.D.	N.D.	
7)	delta BHC	0.00	0.00	0	0	N.D.	N.D.	
8)	heptachlor epoxide	0.00	0.00	0	0	N.D.	N.D.	
9)	endosulfan 1	18.53	0.00	29157	0	N.D.	N.D.	
10)	pp DDE	18.53f	21.28	29157	28619	0.01	0.04	#
11)	dieldrin	0.00	0.00	0	0	N.D.	N.D.	
12)	endrin	19.93	22.57	1775766	1637002	4.01	4.26	
13)	pp DDD	20.43	23.13	35642	45177	0.05	0.09	#
14)	endosulfan 2	20.73	0.00	4272	0	N.D.	N.D.	
15)	pp DDT	21.31	24.12	1661944	1730422	3.18	5.03	#
16)	endrin aldehyde	22.03	24.37	81401	78152	0.10	0.11	
18)	endosulfan sulfate	0.00	0.00	0	0	N.D.	N.D.	
19)	methoxychlor	0.00	0.00	0	0	N.D.	N.D.	

(f)=RT Delta > 1/2 Window (#)=Amounts differ by > 25% (m)=manual int.

Quantitation Report

Signal #1 : C:\HPCHEM\5\DATA\030909\03090925.D Vial: 25
Signal #2 : C:\HPCHEM\5\DATA\030909\03090925.D\CONFIRM.D
Acq On : 10 Mar 09 08:40 AM Operator: GW
Sample : endrin + ppDDT Inst : SVGC2
Misc : Multiplr: 1.00
Quant Time: Mar 10 9:21 19109

Method : C:\HPCHEM\5\METHODS\RMPN1.M
Title : Restek 608 pesticides
Last Update : Thu Feb 26 13:54:45 2009
Response via : Single Level Calibration

Volume Inj. :
Signal #1 Phase : Signal #2 Phase:
Signal #1 Info : Signal #2 Info :

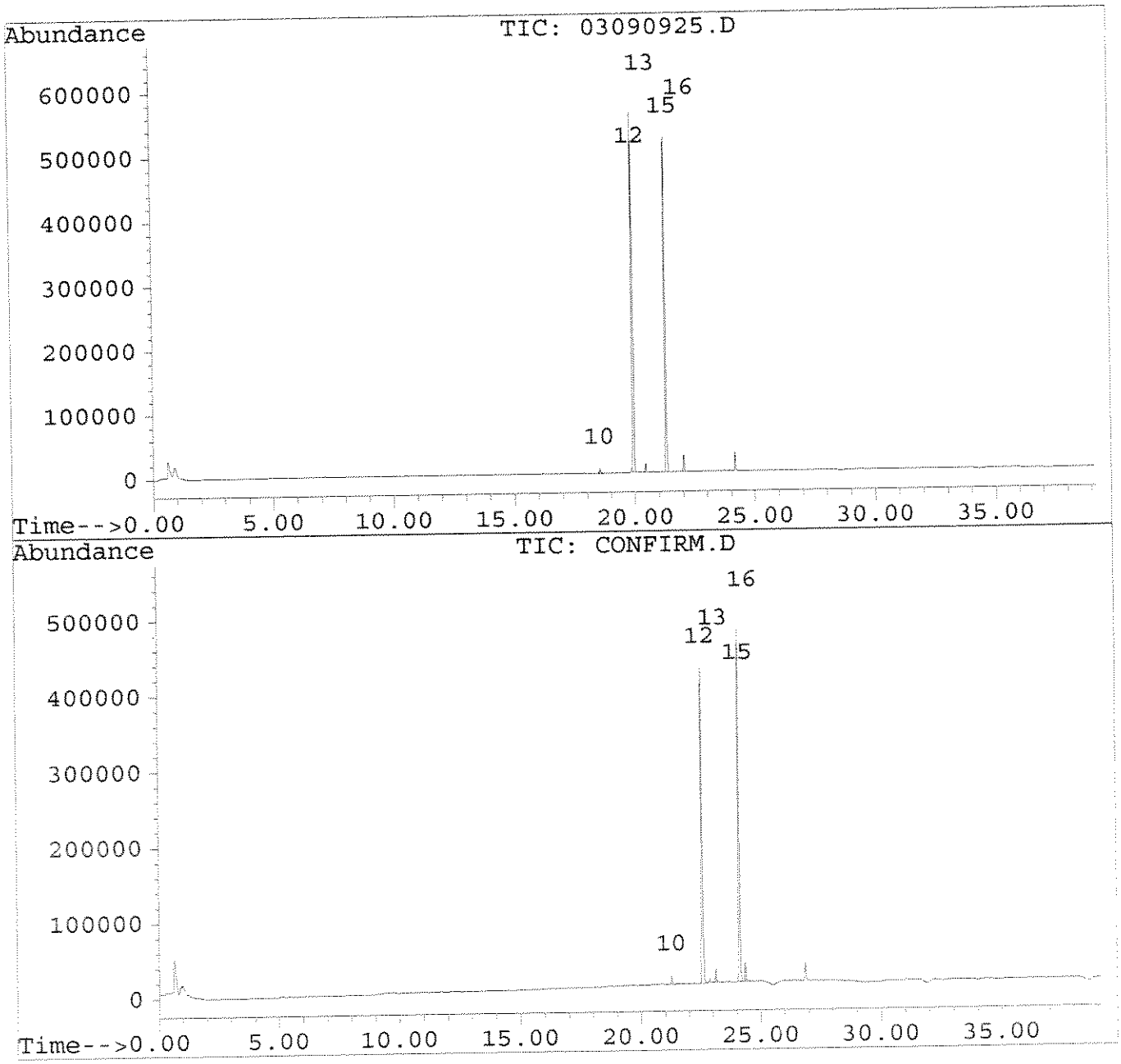

PCBS - QC DELIVERABLES

Conformance/Nonconformance Summary for PCBs

samples: **290790.00**

QC criteria were met for the following unless stated otherwise:

Method blank

Surrogate recoveries

Matrix spike and matrix spike duplicate RPD

Matrix spike and matrix spike duplicate % recoveries

Holding time

Initial instrument calibration and continuing calibration

PCB LAB CHRONICLE

lab number	sample	date collected	date received	date of extraction	holding time (days) before extraction	date of analysis	holding time (days) after extraction
290790.00	water,Leachate	03/04/09	03/04/09	03/09/09	5	03/09/09	0

The sample was received in good condition.

1D

PCB ORGANICS ANALYSIS DATA SHEET

SAMPLE NO.

Method Blank

Lab Name: EcoTest Labs, Inc Contract:

Project No.: Site: Location: Group:

Matrix: (soil/water) water Lab Sample ID:

Sample wt/vol: 1000.0 (g/mL) ml Lab File ID:

% Moisture: decanted: (Y/N) Date Received:

Extraction: (SepF/Cont/Sonc) SepF Date Extracted: 03/09/09

Concentrated Extract Volume: 1 (mL) Date Analyzed: 03/09/09

Injection Volume: 1 (uL) Dilution Factor: 0.10

GPC Cleanup: (Y/N) pH: Sulfur Cleanup: (Y/N)

CAS No.	Compound	Concentration Units: (ug/L or ug/Kg) ug/L	Q
12674-11-2	Aroclor 1016	0.065	U
1104-28-2	Aroclor 1221	0.065	U
11141-16-5	Aroclor 1232	0.065	U
53469-21-9	Aroclor 1242	0.065	U
12672-29-6	Aroclor 1248	0.065	U
11097-69-1	Aroclor 1254	0.065	U
11096-82-5	Aroclor 1260	0.065	U

1D

PCB ORGANICS ANALYSIS DATA SHEET

SAMPLE NO.

290790.00

Lab Name: EcoTest Labs, Inc Contract: _____

Project No.: _____ Site: _____ Location: _____ Group: _____

Matrix: (soil/water) water Lab Sample ID: _____

Sample wt/vol: 2000.0 (g/mL) ml Lab File ID: _____

% Moisture: _____ decanted: (Y/N) _____ Date Received: 03/04/09

Extraction: (SepF/Cont/Sonc) SepF Date Extracted: 03/09/09

Concentrated Extract Volume: 1 (mL) Date Analyzed: 03/09/09

Injection Volume: 1 (uL) Dilution Factor: 0.05

GPC Cleanup: (Y/N) _____ pH: _____ Sulfur Cleanup: (Y/N) _____

CAS No. Compound	Concentration Units: (ug/L or ug/Kg) ug/L	Q
12674-11-2 Aroclor 1016	0.065	U
1104-28-2 Aroclor 1221	0.065	U
11141-16-5 Aroclor 1232	0.065	U
53469-21-9 Aroclor 1242	0.065	U
12672-29-6 Aroclor 1248	0.065	U
11097-69-1 Aroclor 1254	0.065	U
11096-82-5 Aroclor 1260	0.065	U

1D

PCB ORGANICS ANALYSIS DATA SHEET

SAMPLE NO.

LCS

Lab Name: EcoTest Labs, Inc Contract:

Project No.: Site: Location: Group:

Matrix: (soil/water) water Lab Sample ID:

Sample wt/vol: 1000.0 (g/mL) ml Lab File ID:

% Moisture: decanted: (Y/N) Date Received:

Extraction: (SepF/Cont/Sonc) SepF Date Extracted: 03/09/09

Concentrated Extract Volume: 1 (mL) Date Analyzed: 03/09/09

Injection Volume: 1 (uL) Dilution Factor: 0.10

GPC Cleanup: (Y/N) pH: Sulfur Cleanup: (Y/N)

Concentration Units: (ug/L or ug/Kg) ug/L

CAS No.	Compound		Q
12674-11-2	Aroclor 1016	0.36	
1104-28-2	Aroclor 1221	0.065	U
11141-16-5	Aroclor 1232	0.065	U
53469-21-9	Aroclor 1242	0.065	U
12672-29-6	Aroclor 1248	0.065	U
11097-69-1	Aroclor 1254	0.065	U
11096-82-5	Aroclor 1260	0.065	U

1D

PCB ORGANICS ANALYSIS DATA SHEET

SAMPLE NO.

MS

Lab Name: EcoTest Labs, Inc Contract: _____

Project No.: _____ Site: _____ Location: _____ Group: _____

Matrix: (soil/water) water Lab Sample ID: _____

Sample wt/vol: 1000.0 (g/mL) ml Lab File ID: _____

% Moisture: _____ decanted: (Y/N) _____ Date Received: _____

Extraction: (SepF/Cont/Sonc) SepF Date Extracted: 03/09/09

Concentrated Extract Volume: 1 (mL) Date Analyzed: 03/09/09

Injection Volume: 1 (uL) Dilution Factor: 0.10

GPC Cleanup: (Y/N) _____ pH: _____ Sulfur Cleanup: (Y/N) _____

CAS No.	Compound	Concentration Units: (ug/L or ug/Kg) ug/L	Q
12674-11-2	Aroclor 1016	0.32	
1104-28-2	Aroclor 1221	0.065	U
11141-16-5	Aroclor 1232	0.065	U
53469-21-9	Aroclor 1242	0.065	U
12672-29-6	Aroclor 1248	0.065	U
11097-69-1	Aroclor 1254	0.065	U
11096-82-5	Aroclor 1260	0.065	U

1D

PCB ORGANICS ANALYSIS DATA SHEET

SAMPLE NO.

MSD

Lab Name: EcoTest Labs, Inc Contract:

Project No.: Site: Location: Group:

Matrix: (soil/water) water Lab Sample ID:

Sample wt/vol: 1000.0 (g/mL) ml Lab File ID:

% Moisture: decanted: (Y/N) Date Received:

Extraction: (SepF/Cont/Sonc) SepF Date Extracted: 03/09/09

Concentrated Extract Volume: 1 (mL) Date Analyzed: 03/10/09

Injection Volume: 1 (uL) Dilution Factor: 0.10

GPC Cleanup: (Y/N) pH: Sulfur Cleanup: (Y/N)

CAS No.	Compound	Concentration Units: (ug/L or ug/Kg) ug/L	Q
12674-11-2	Aroclor 1016	0.3	
1104-28-2	Aroclor 1221	0.065	U
11141-16-5	Aroclor 1232	0.065	U
53469-21-9	Aroclor 1242	0.065	U
12672-29-6	Aroclor 1248	0.065	U
11097-69-1	Aroclor 1254	0.065	U
11096-82-5	Aroclor 1260	0.065	U

Method 608
instrument: SVGC 7, H.P. 6890
primary column: DB-608, 30 m, 0.53 mm, 0.5 um

INSTRUMENT DETECTION LIMITS

compound	MDL ug/L	PQL ug/L
aroclor 1016	0.106	1
aroclor 1221	nd	1
aroclor 1232	nd	1
aroclor 1242	nd	1
aroclor 1248	nd	1
aroclor 1254	nd	1
aroclor 1260	0.056	1

PCB RETENTION TIME WINDOWS

instrument: SVGC 7, H.P. 6890
primary column: DB-608, 30 m, 0.53 mm, 0.5 um

compound	retention time	retention time window from	to	1.0	3.0	6.0	9.0	average	std. dev.
1016(1)	5.27	5.26	5.29	5.27	5.28	5.27	5.27	5.27	0.005
1016(2)	6.70	6.70	6.70	6.70	6.70	6.70	6.70	6.70	0.000
1016(3)	8.11	8.11	8.11	8.11	8.11	8.11	8.11	8.11	0.000
1016(4)	8.77	8.77	8.77	8.77	8.77	8.77	8.77	8.77	0.000
1016(5)	10.94	10.94	10.94	10.94	10.94	10.94	10.94	10.94	0.000
1260(1)	16.79	16.79	16.79	16.79	16.79	16.79	16.79	16.79	0.000
1260(2)	17.34	17.34	17.34	17.34	17.34	17.34	17.34	17.34	0.000
1260(3)	21.17	21.15	21.18	21.16	21.17	21.17	21.16	21.17	0.006
1260(4)	21.75	21.74	21.77	21.75	21.76	21.75	21.75	21.75	0.005
1260(5)	23.33	23.31	23.34	23.33	23.33	23.33	23.32	23.33	0.005

PCB target compounds

aroclor 1016
aroclor 1221
aroclor 1232
aroclor 1242
aroclor 1248
aroclor 1254
aroclor 1260

4C

PCB METHOD BLANK SUMMARY

SAMPLE NO.

Method Blank

Lab Name: Eco-Test Labs, Inc. Contract: _____

Project No.: _____ Site: _____ Location: _____ Group: _____

Lab Sample ID: Method Blank Lab File ID: _____

Matrix: (soil/water) water Extraction (SepF/Cont/Sonc) Sep F

Sulfur Cleanup: (Y/N) _____ Date Extracted: 03/09/09

Date Analyzed (1): 03/09/09 Date Analyzed (2): _____

Time Analyzed (1): 20:25 Time Analyzed (2): _____

Instrument ID (1):SVGC#7 Instrument ID (2): _____

GC Column (1):Agilent DB-608 ID:0.53 _____ (mm) GC Column (2): _____ ID: ____ (mm)

THIS METHOD BLANK APPLIES TO THE FOLLOWING SAMPLES, MS AND MSD:

	SAMPLE NO.	LAB SAMPLE ID	LAB FILE ID	DATE ANALYZED
01	290790.00			03/09/09
02	Spike			03/09/09
03	Duplicate Spike			03/10/09
04	LCS			03/09/09
05				
06				
07				
08				
09				
10				
11				
12				
13				
14				
15				
16				
17				
18				
19				
20				
21				
22				
23				
24				
25				

COMMENTS:

PCB's ANALYTICAL SEQUENCE

Surrogate RT from initial cal. DCB : 26.87			
Lab No	Date analyzed	Time analyzed	DCB # RT
aroclor 1248 3.0 ug/L	03/09/09	1526	
aroclor 1254 3.0 ug/L	03/09/09	1559	
aroclor 1016/1260 0.5 ug/L	03/09/09	1632	
aroclor 1016/1260 1.0 ug/L	03/09/09	1705	
aroclor 1016/1260 3.0 ug/L	03/09/09	1739	
aroclor 1016/1260 6.0 ug/L	03/09/09	1812	
aroclor 1016/1260 9.0 ug/L	03/09/09	1845	
DCB surrogate	03/09/09	1918	26.87
aroclor 1254 3.0 ug/L	03/09/09	1952	
water method blank x0.1	03/09/09	2025	26.87
water lcs nc x0.1	03/09/09	2058	26.87
aroclor 1016 reference	03/09/09	2131	
aroclor 1260 reference	03/09/09	2204	
290790.00 6% x0.05	03/09/09	2238	26.87
aroclor 1221 1.0 ug/L	03/09/09	2311	
water spike 6% x0.1	03/09/09	2344	26.87
water spike 6% x0.1	03/10/09	0017	26.87
280789.01 6% x0.05	03/10/09	0050	26.87
aroclor 1232 1.0 ug/L	03/10/09	0124	
aroclor 1016/1260 3.0 ug/L	03/10/09	0157	
aroclor 1242 1.0 ug/L	03/10/09	0230	
water method blank x0.1	03/10/09	0303	26.86
water lcs nc x0.1	03/10/09	0337	26.87
290768.01 6% x0.05	03/10/09	0410	26.87
290704.04 6% x40	03/10/09	0443	26.87
aroclor 1248 1.0 ug/L	03/10/09	0516	
water spike 6% x0.1	03/10/09	0549	26.86
water spike 6% x0.1	03/10/09	0622	26.87
aroclor 1254 1.0 ug/L	03/10/09	0656	
aroclor 1016/1260 6.0 ug/L	03/10/09	0729	

DCB = Decachlorobiphenyl QC limits (+-0.1 minutes)
* values outside QC limits
nc= no cleanup
6%= 6% cleanup

Lab name:EcoTest Labs,Inc.
Lab Sample ID: Aroclor 1016/1260 3.0 ug/L

Date analyzed:03/10/09
Time analyzed:1:57

Instrument ID: SVGC 7

GC Column: DB-608, 30m, 0.53mm, 0.5um

Compound	Peak	RT	RT Window		calc amount	Sum amount	nom amount	RPD %
			from	to				
1016	1	5.27	5.26	5.29	0.622	3.106	3.00	3.5
	2	6.70	6.70	6.70	0.627			
	3	8.11	8.11	8.11	0.612			
	4	8.77	8.77	8.77	0.605			
	5	10.93	10.94	10.94	0.640			
1260						3.033	3.00	1
	1	16.79	16.79	16.79	0.613			
	2	17.34	17.34	17.34	0.609			
	3	21.16	21.15	21.18	0.611			
	4	21.75	21.74	21.77	0.598			
	5	23.32	23.31	23.34	0.602			

PCB SURROGATE RECOVERY SUMMARY

method: 608
surrogate: decachlorobiphenyl 2.5 ppb

sample	matrix	% recovery
method blank	water	85
MS	water	101
MSD	water	95
LCS	water	101
290790.00	water	88

% recovery limits

UCL	142
UWL	122
LWL	41
LCL	21

* out of limits

PCB MS/MSD SUMMARY

method: 608

compound	unspiked conc. (ug/L)	spike conc. (ug/L)	water MS conc. (ug/L)	MS % rec.	water MSD conc. (ug/L)	MSD % rec.	% rec. limits	MS,MSD difference	difference limit
aroclor 1016	0	0.4	0.32	80%	0.30	75%	54-100	0.02	0.07

These spikes apply to following samples:
290790.00

PCB LCS RECOVERY

method: 608

water

compound	unspiked conc. (ug/L)	spike conc. (ug/L)	lcs conc. (ug/L)	lcs % rec.	% rec. limits	surr % rec.	surr% rec. limits
aroclor 1016	0	0.4	0.36	90%	54-100	101	21-142

This LCS applies to following samples: 290790.00

Reference Standard Summary

method: 608/8082

compound	date analyzed	time analyzed	reference		
			true value	limits	result
Aroclor 1016	03/09/09	07:26	5.00	4.25-5.75	4.98
Aroclor 1260	03/09/09	22:04	5.00	4.40-6.0	5.27

Reference stds apply to samples :
290790.00

Lab. name : Eco-Test Labs,Inc.

instrument: SVGC 7, H.P.6890
primary column:DB 608, 30 m x 0.53 mm,0.5um
Florisil Cartridge from JT Baker Lot #: G06607

Date of analysis:02/25/09

PCBs Florisil Cartridge Check

compound	spike added ug	spike recovered ug	% rec.	% rec. limits
aroclor 1260	4.0	3.23	81	55-106

Water spike was used as florisil cartridge check.
This cartridge applies to samples :

Sample lab No.	Date analized
290790.00	03/09/09

* Value outside limits

PCB INITIAL CALIBRATION OF MULTICOMPONENT ANALYTES

Lab Name: EcoTest Labs,Inc. Contract:

Project No.: Site: Location: Group:

Instrument ID: SVGC7 Date(s) Analyzed: 03/09/09

GC Column: DB-608 ID: 0.53 (mm)

COMPOUND	AMOUNT	PEAK	RT	RT WINDOW FROM	RT WINDOW TO	CALIBRATION FACTOR
Aroclor 1016	0.5ug/L	*1	5.27	5.26	5.29	2.093
		*2	6.70	6.70	6.70	5.262
		*3	8.11	8.11	8.11	0.956
		4	8.77	8.77	8.77	3.199
		5	10.94	10.94	10.94	2.606
	1.0ug/L	*1	5.27	5.26	5.29	2.159
		*2	6.70	6.70	6.70	5.436
		*3	8.11	8.11	8.11	1.003
		4	8.77	8.77	8.77	3.314
		5	10.94	10.94	10.94	3.820
	3.0ug/L	*1	5.28	5.26	5.29	1.983
		*2	6.70	6.70	6.70	5.041
		*3	8.11	8.11	8.11	0.975
		4	8.77	8.77	8.77	3.130
		5	10.94	10.94	10.94	3.562
	6.0ug/L	*1	5.27	5.26	5.29	1.932
		*2	6.70	6.70	6.70	4.589
		*3	8.11	8.11	8.11	0.917
		4	8.77	8.77	8.77	2.816
		5	10.94	10.94	10.94	3.210
	9.0ug/L	*1	5.27	5.26	5.29	1.823
		*2	6.70	6.70	6.70	4.607
		*3	8.11	8.11	8.11	0.937
		4	8.77	8.77	8.77	2.841
		5	10.94	10.94	10.94	3.202
		*1				
		*2				
		*3				
		4				
		5				
		*1				
		*2				
		*3				
		4				
		5				

* Denotes required peaks

PCB INITIAL CALIBRATION OF MULTICOMPONENT ANALYTES

Lab Name: EcoTest Labs,Inc. Contract:

Project No.: Site: Location: Group:

Instrument ID: SVGC7 Date(s) Analyzed: 03/09/09

GC Column: DB-608 ID: 0.53 (mm)

COMPOUND	AMOUNT	PEAK	RT	RT WINDOW FROM	RT WINDOW TO	CALIBRATION FACTOR
Aroclor 1260		*1	16.79	16.79	16.79	5.834
	0.5ug/L	*2	17.34	17.34	17.34	7.282
		*3	21.17	21.15	21.18	5.144
		4	21.75	21.74	21.77	1.113
		5	23.32	23.31	23.34	5.373
		*1	16.79	16.79	16.79	6.555
	1.0ug/L	*2	17.34	17.34	17.34	7.608
		*3	21.16	21.15	21.18	5.444
		4	21.75	21.74	21.77	1.174
		5	23.33	23.31	23.34	5.840
		*1	16.79	16.79	16.79	5.960
	3.0ug/L	*2	17.34	17.34	17.34	7.086
		*3	21.17	21.15	21.18	5.272
		4	21.76	21.74	21.77	1.168
		5	23.33	23.31	23.34	5.704
		*1	16.79	16.79	16.79	5.620
	6.0ug/L	*2	17.34	17.34	17.34	6.737
		*3	21.17	21.15	21.18	5.074
		4	21.75	21.74	21.77	1.156
		5	23.33	23.31	23.34	5.609
		*1	16.79	16.79	16.79	5.681
	9.0ug/L	*2	17.34	17.34	17.34	6.823
		*3	21.16	21.15	21.18	5.176
		4	21.75	21.74	21.77	1.200
		5	23.32	23.31	23.34	5.564
		*1				
		*2				
		*3				
		4				
		5				
		*1				
		*2				
		*3				
		4				
		5				

* Denotes required peaks

Initial Calibration Data
Aroclors 1016/1260

Method : C:\MSDCHEM\1\METHODS\PCBSF030909.M (Chemstation Integrator)
Title :
Last Update : Tue Mar 10 09:31:46 2009

Calibration Files
0.5 =03.D 1.0 =04.D 3.0 =05.D
6.0 =06.D 9.0 =07.D 100 =08.D

		Compound	0.5	1.0	3.0	6.0	9.0	100	Avg	%RSD
1)	S	decachlorobiphen						4.466	4.466 E7	0.00
2)	L1	1016(1)	2.093	2.159	1.983	1.832	1.823		1.978 E8	7.64
3)	L1	1016(2)	5.262	5.436	5.041	4.589	4.607		4.987 E8	7.65
4)	L1	1016(3)	0.956	1.003	0.975	0.917	0.937		0.958 E9	3.48
5)	L1	1016(4)	3.199	3.314	3.130	2.816	2.841		3.060 E8	7.24
6)	L1	1016(5)	2.606	3.820	3.562	3.210	3.202		3.280 E8	13.94
7)	L2	1260(6)	5.834	6.555	5.960	5.620	5.681		5.930 E8	6.30
8)	L2	1260(7)	7.282	7.608	7.086	6.737	6.823		7.107 E8	4.97
9)	L2	1260(8)	5.144	5.444	5.272	5.074	5.176		5.222 E8	2.74
10)	L2	1260(9)	1.113	1.174	1.168	1.156	1.200		1.162 E9	2.75
11)	L2	1260(10)	5.373	5.840	5.704	5.609	5.564		5.618 E8	3.08

(#) = Out of Range

PCBSF030909.M Wed Mar 11 14:33:49 2009

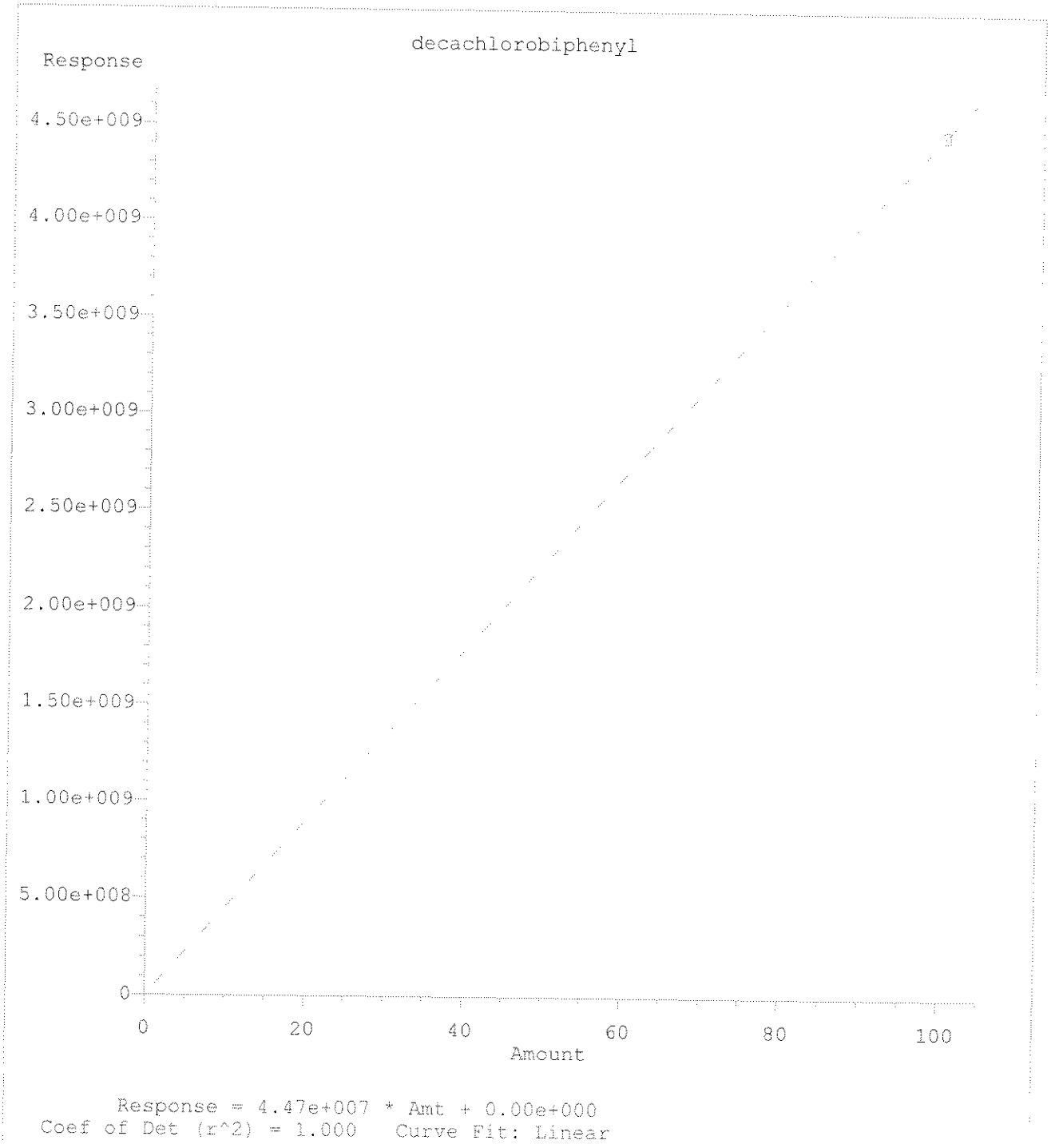

Method Name: C:\MSDCHEM\1\METHODS\PCBSF030909.M
Calibration Table Last Updated: Tue Mar 10 09:31:46 2009

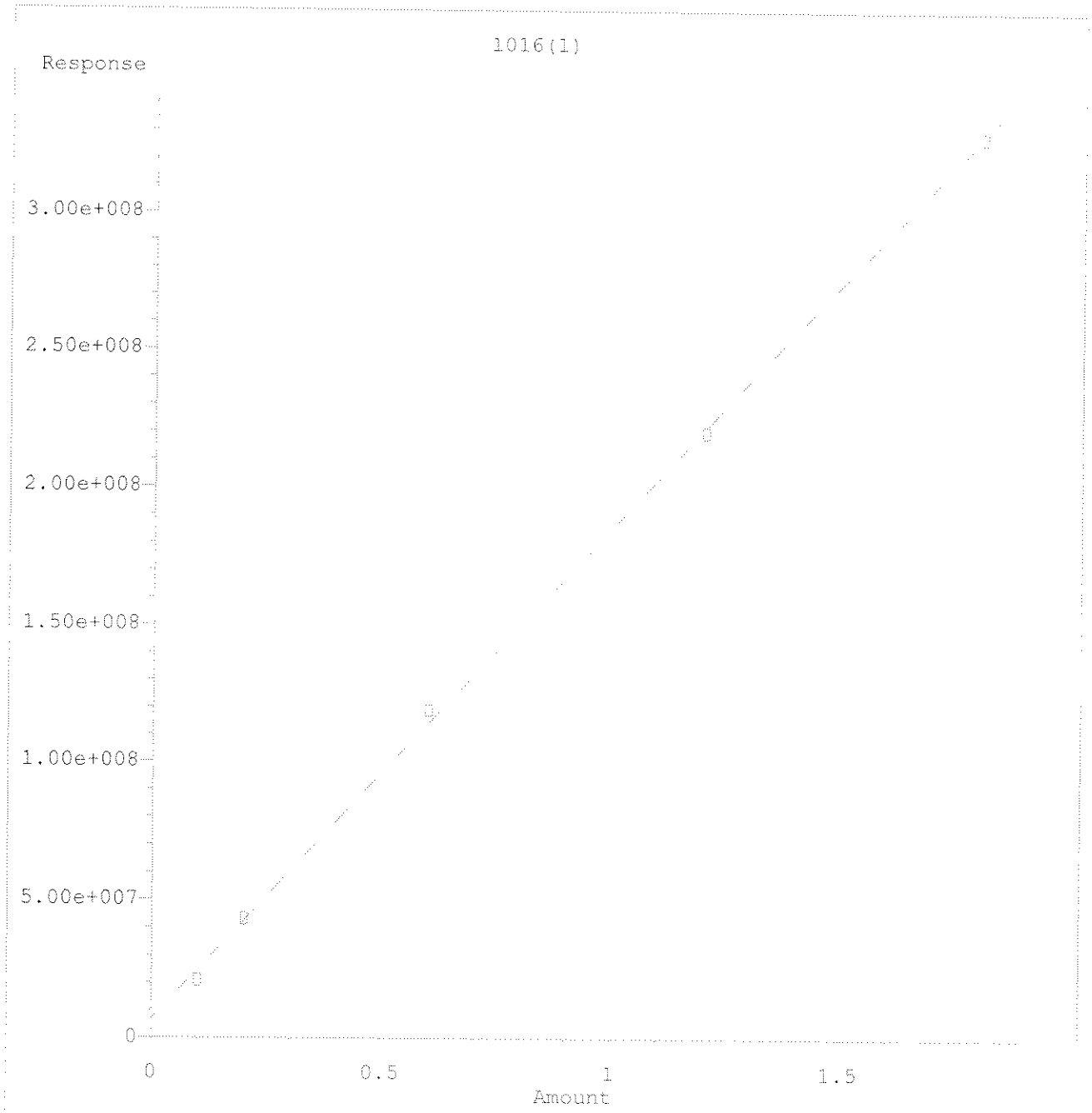

Method Name: C:\MSDCHEM\1\METHODS\PCBSF030909.M
Calibration Table Last Updated: Tue Mar 10 09:31:46 2009

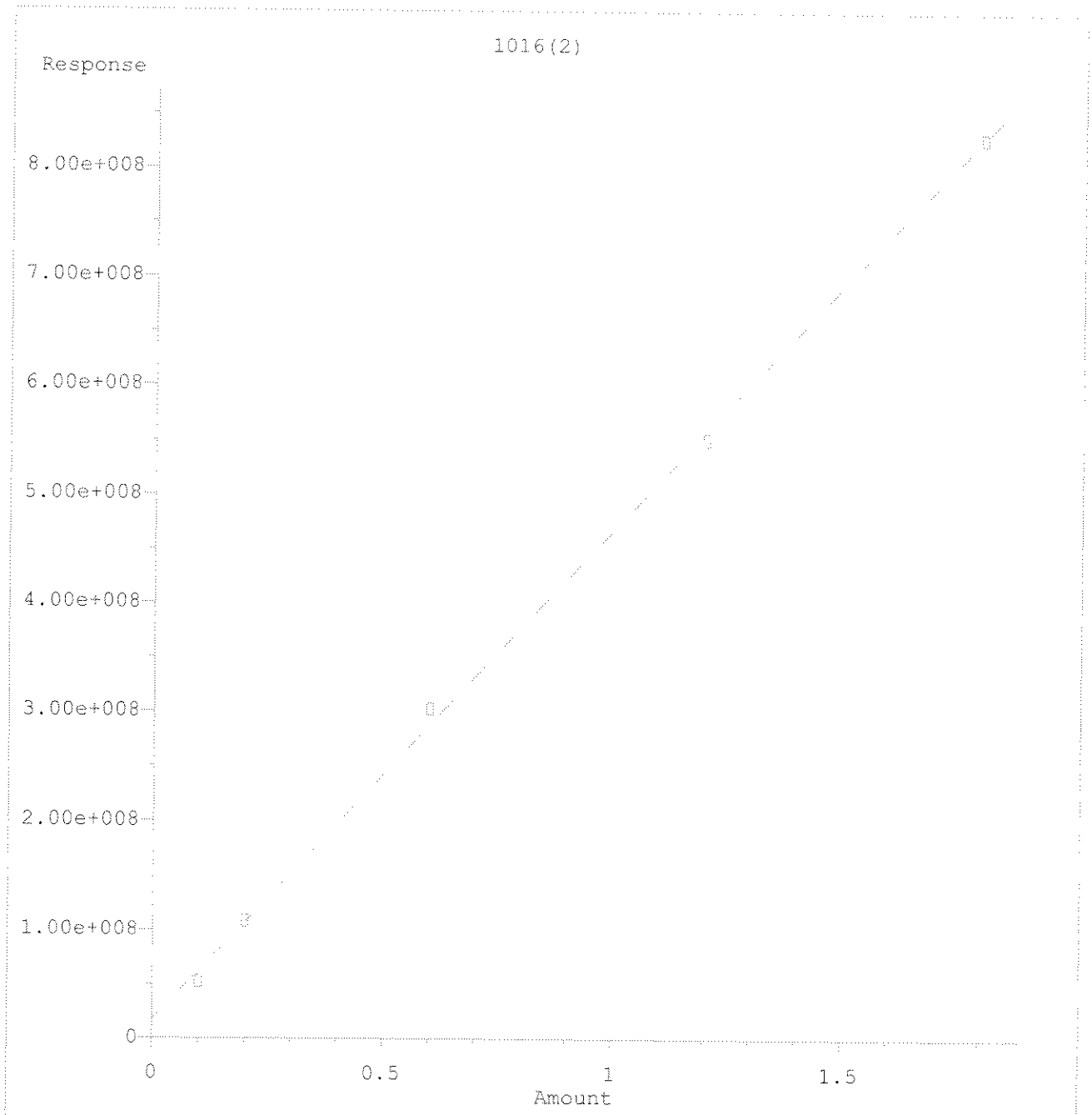

Method Name: C:\MSDCHEM\1\METHODS\PCBSF030909.M
Calibration Table Last Updated: Tue Mar 10 09:31:46 2009

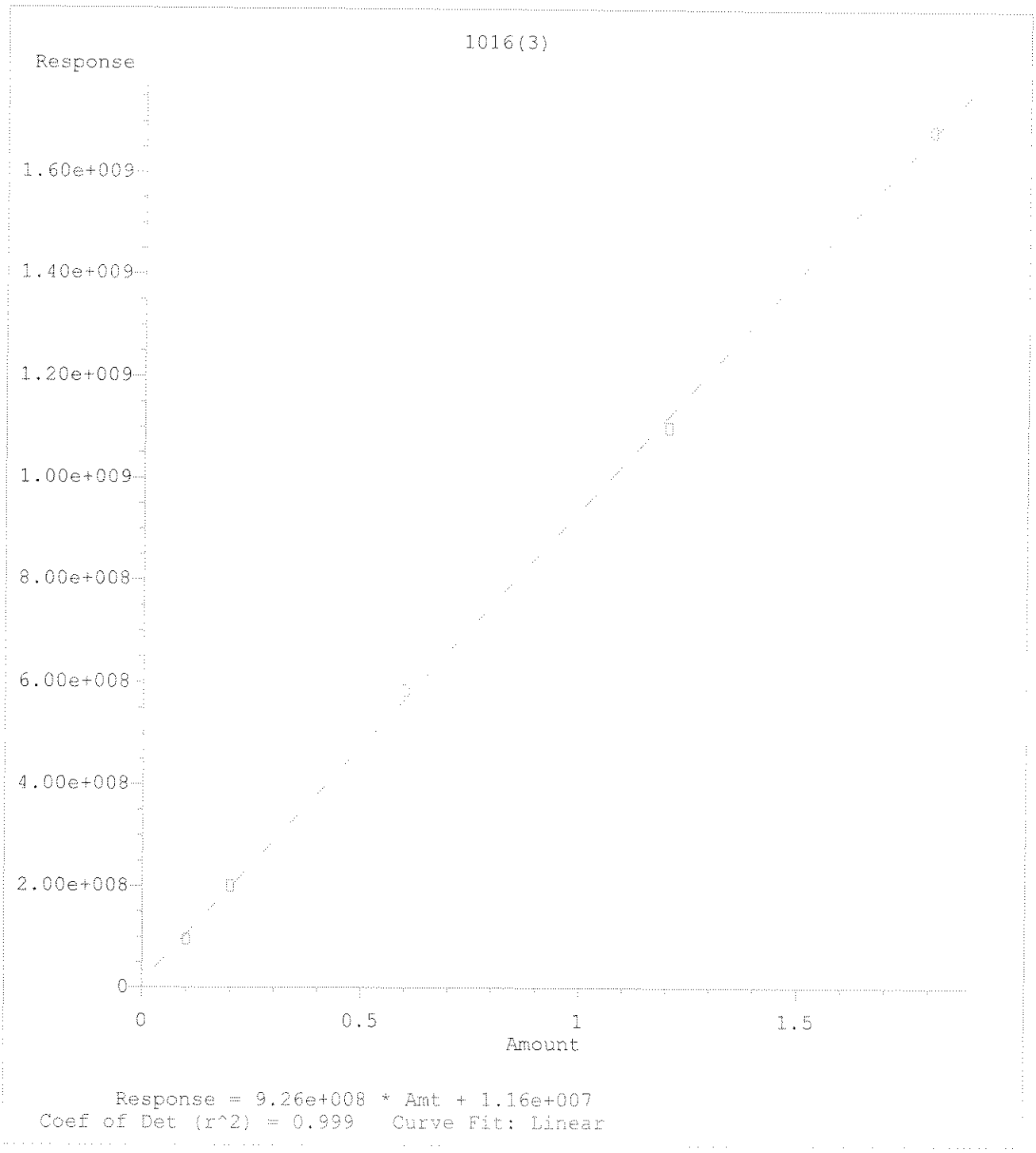

Method Name: C:\MSDCHEM\1\METHODS\PCBSF030909.M
Calibration Table Last Updated: Tue Mar 10 09:31:46 2009

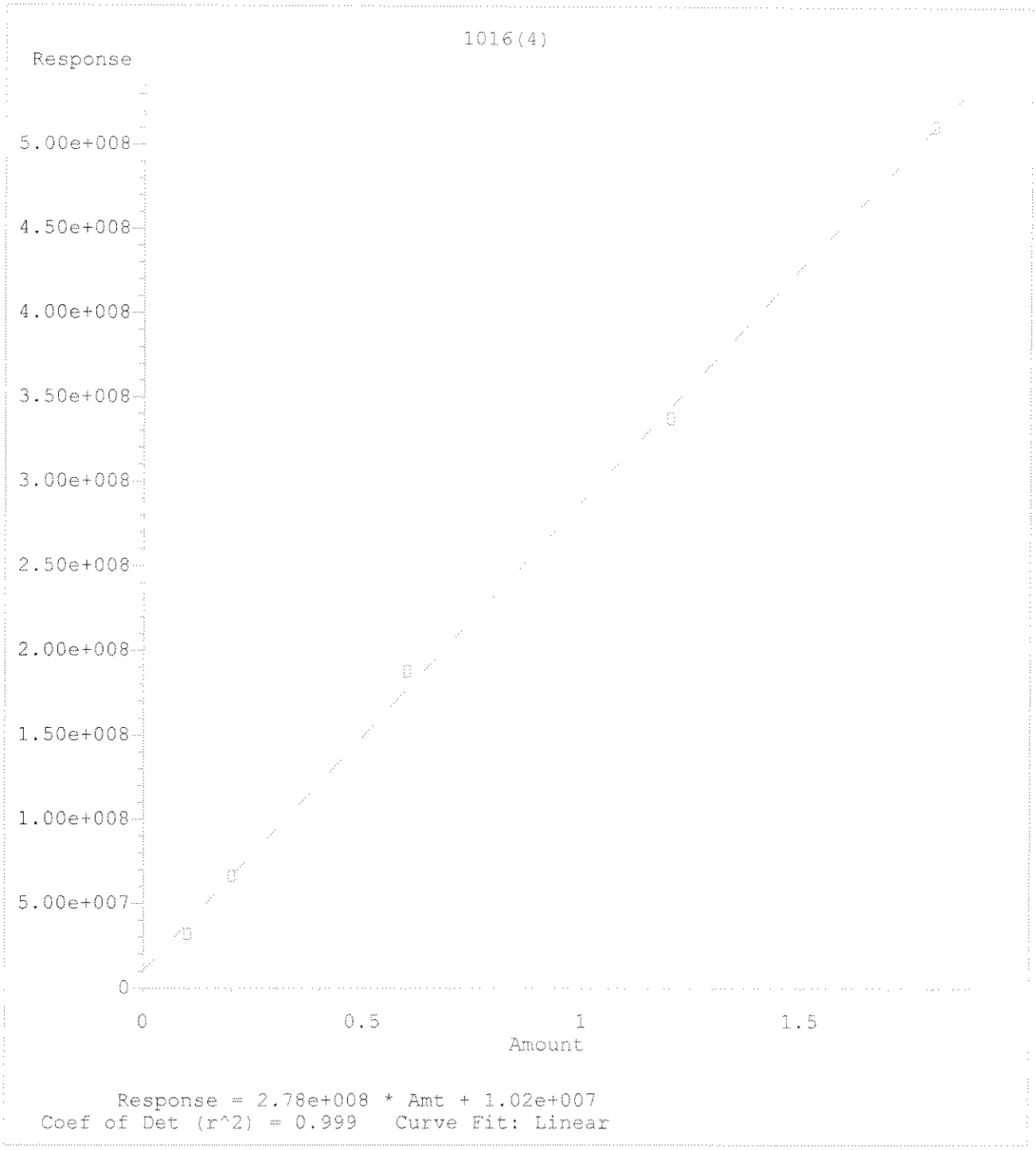

Method Name: C:\MSDCHEM\1\METHODS\PCBSF030909.M
Calibration Table Last Updated: Tue Mar 10 09:31:46 2009

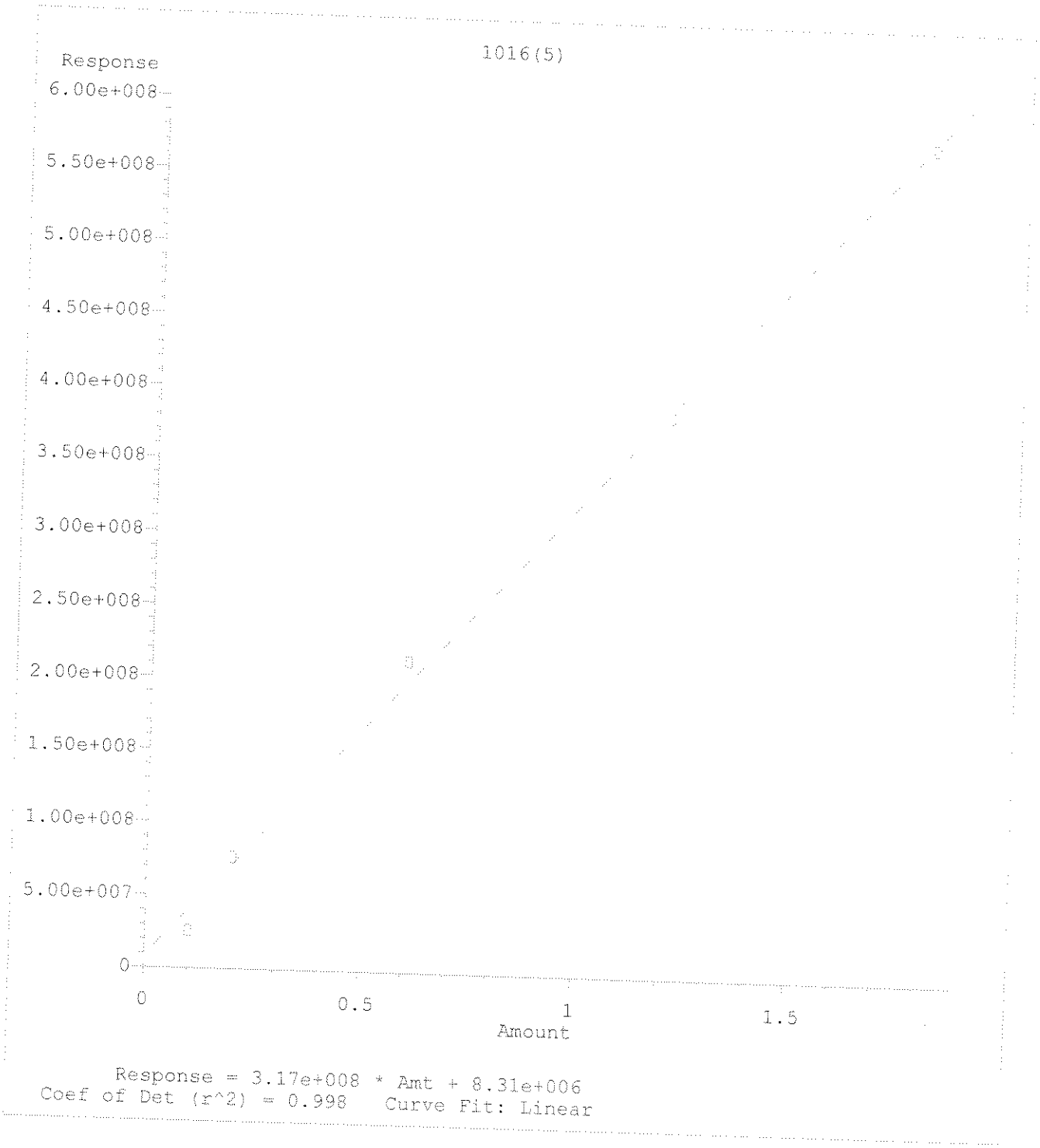

Method Name: C:\MSDCHEM\1\METHODS\PCBSF030909.M
Calibration Table Last Updated: Tue Mar 10 09:31:46 2009

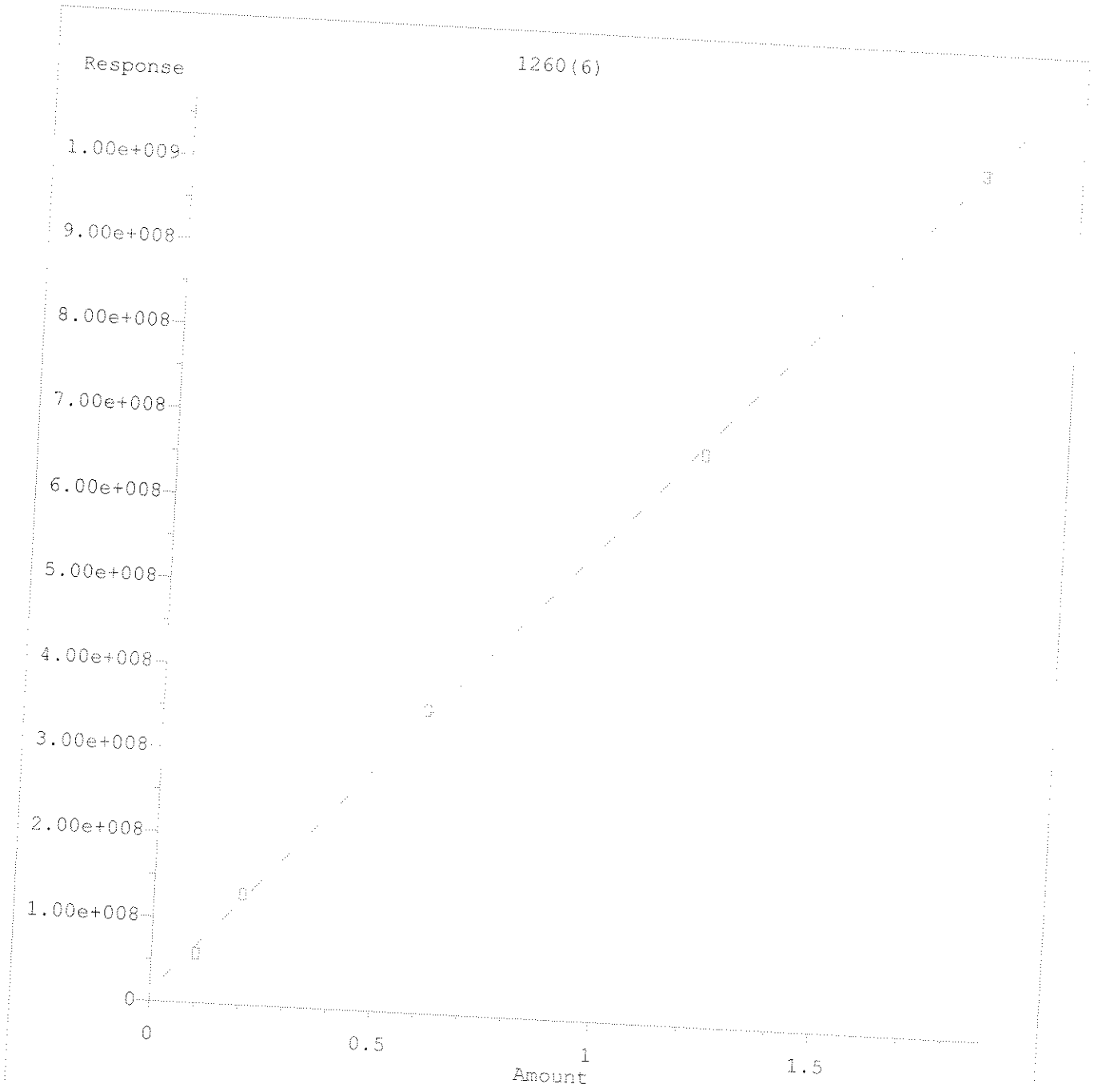

Method Name: C:\MSDCHEM\1\METHODS\PCBSF030909.M
Calibration Table Last Updated: Tue Mar 10 09:31:46 2009

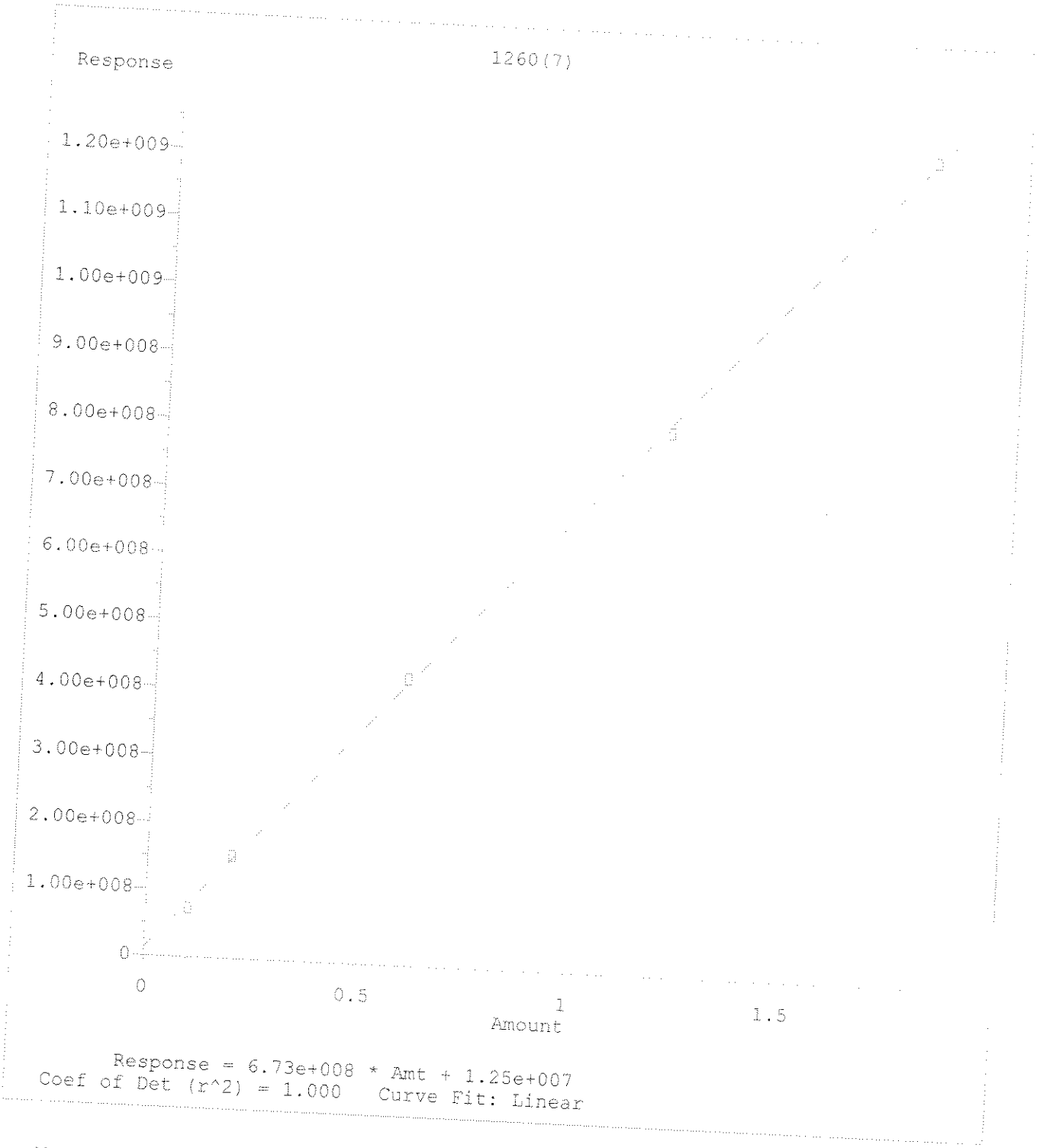

Method Name: C:\MSDCHEM\1\METHODS\PCBSF030909.M
Calibration Table Last Updated: Tue Mar 10 09:31:46 2009

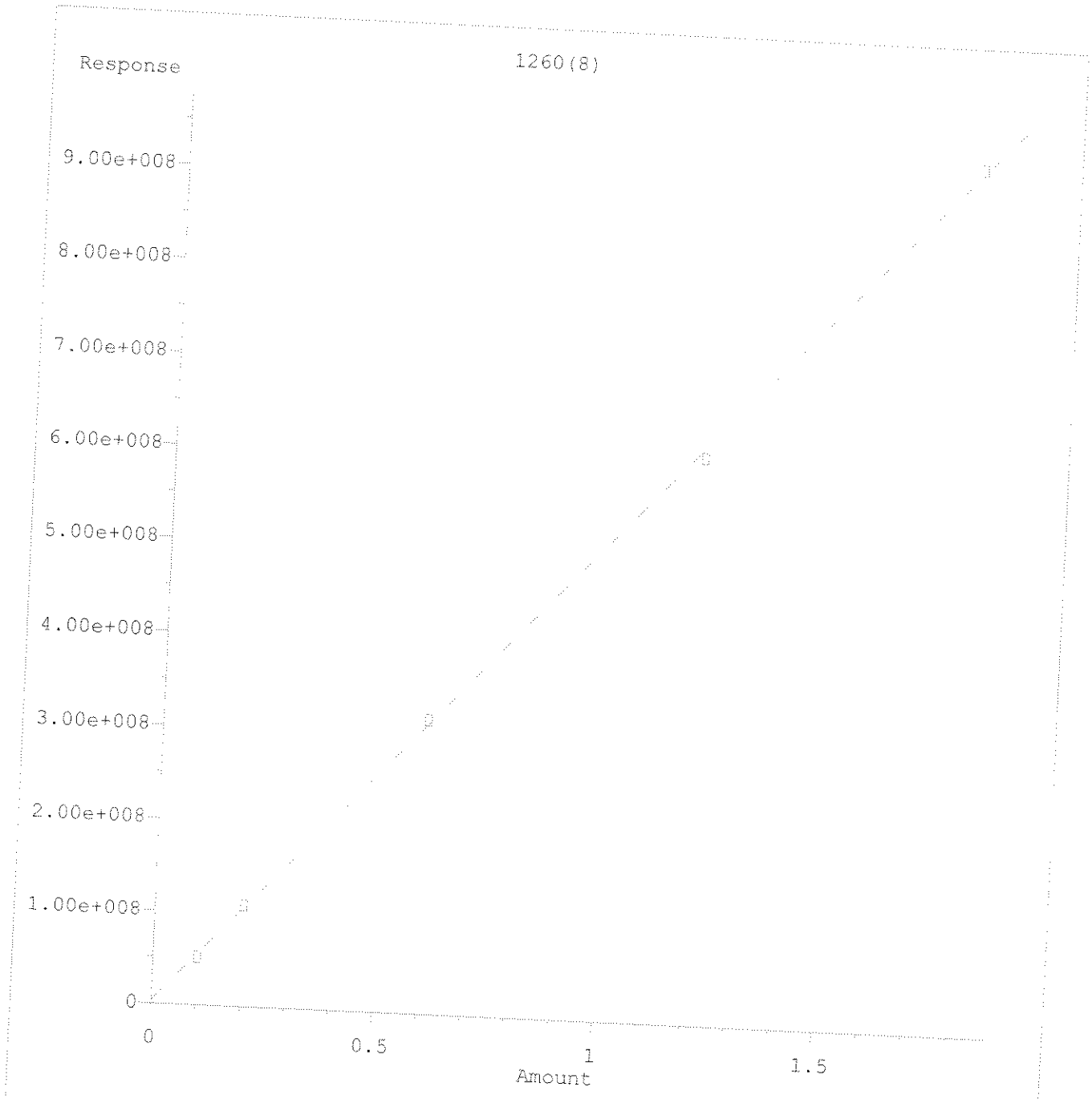

Method Name: C:\MSDCHEM\1\METHODS\PCBSF030909.M
Calibration Table Last Updated: Tue Mar 10 09:31:46 2009

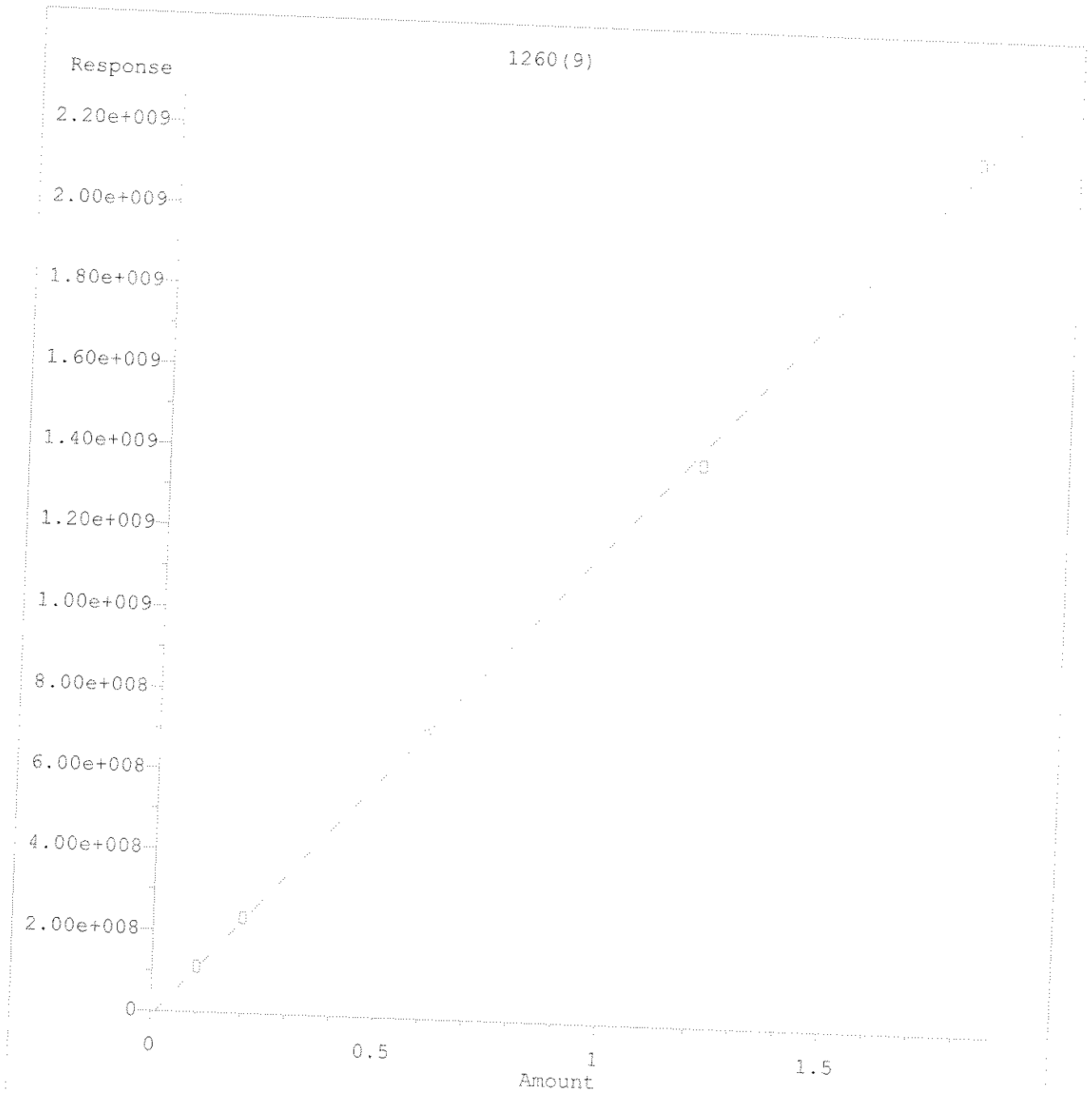

Response = 1.20e+009 * Amt - 1.35e+007
Coef of Det (r^2) = 0.999 Curve Fit: Linear

Method Name: C:\MSDCHEM\1\METHODS\PCBSF030909.M
Calibration Table Last Updated: Tue Mar 10 09:31:46 2009

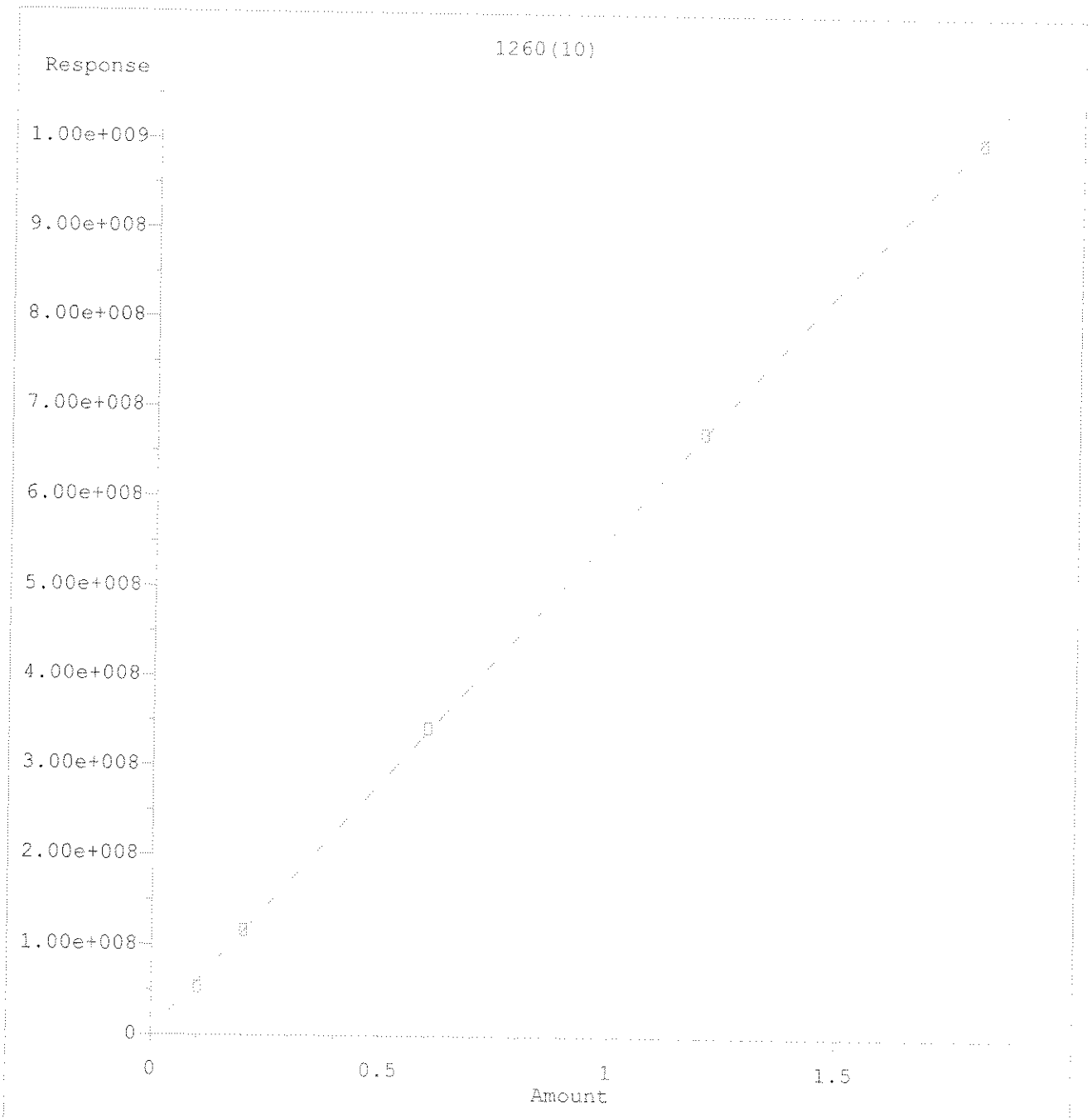

Method Name: C:\MSDCHEM\1\METHODS\PCBSF030909.M
Calibration Table Last Updated: Tue Mar 10 09:31:46 2009

Quantitation Report (QT Reviewed)

Data File : C:\MSDCHEM\1\DATA\030909F\03.D Vial: 3
Acq On : 09 Mar 2009 4:32 pm Operator: K.B.
Sample : 1016/1260 0.5 Inst : gc7
Misc : Multiplr: 1.00
IntFile : events3.e
Quant Time: Mar 10 09:26:24 2009 Quant Results File: PCBSF022409.RES

Quant Method : C:\MSDCHEM\1...\PCBSF022409.M (Chemstation Integrator)
Title :
Last Update : Wed Feb 25 09:44:22 2009
Response via : Initial Calibration
DataAcq Meth : PCBSF.M

Volume Inj. :
Signal Phase :
Signal Info :

Compound	R.T.	Response	Conc	Units	
System Monitoring Compounds					
1) S decachlorobiphenyl	0.00	0	N.D.		
Target Compounds					
2) L1 1016(1)	5.27	20934262	0.085	ppb	
3) L1 1016(2)	6.70	52616161	0.085	ppb	
4) L1 1016(3)	8.11	95556645	0.096	ppb	
5) L1 1016(4)	8.77	31987334	0.087	ppb	m
6) L1 1016(5)	10.94	26063399	0.047	ppb	
Sum 1016(1)		227.2E6	0.400	ppb	
Average 1016(1)			0.080	ppb	
7) L2 1260(6)	16.79	58336939	0.071	ppb	m
8) L2 1260(7)	17.34	72824792	0.092	ppb	
9) L2 1260(8)	21.17	51440036	0.095	ppb	
10) L2 1260(9)	21.75	111292431	0.109	ppb	
11) L2 1260(10)	23.32	53728487	0.101	ppb	m
Sum 1260(6)		347.6E6	0.467	ppb	
Average 1260(6)			0.093	ppb	

Quantitation Report (QT Reviewed)

Data File : C:\MSDCHEM\1\DATA\030909F\03.D Vial: 3
Acq On : 09 Mar 2009 4:32 pm Operator: K.B.
Sample : 1016/1260 0.5 Inst : gc7
Misc : Multiplr: 1.00
IntFile : events3.e
Quant Time: Mar 10 9:26 2009 Quant Results File: PCBSF022409.RES

Quant Method : C:\MSDCHEM\1...\PCBSF022409.M (Chemstation Integrator)
Title :
Last Update : Wed Feb 25 09:44:22 2009
Response via : Single Level Calibration
DataAcq Meth : PCBSF.M

Volume Inj. :
Signal Phase :
Signal Info :

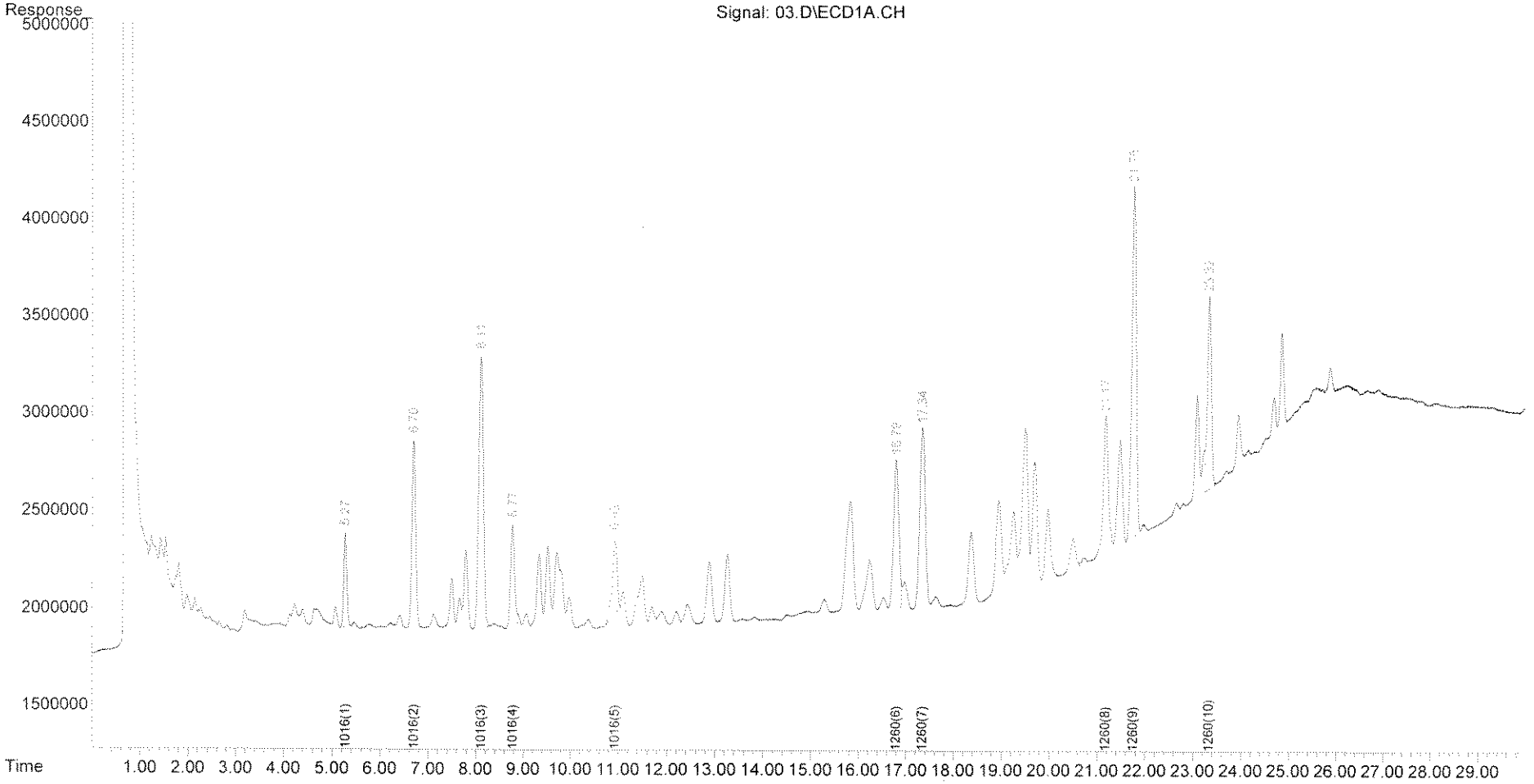

Data File : C:\MSDCHEM\1\DATA\030909F\04.D Vial: 4
Acq On : 09 Mar 2009 5:05 pm Operator: K.B.
Sample : 1016/1260 1.0 Inst : gc7
Misc : Multiplr: 1.00
IntFile : events3.e
Quant Time: Mar 10 09:27:25 2009 Quant Results File: PCBSF022409.RES

Quant Method : C:\MSDCHEM\1...\PCBSF022409.M (Chemstation Integrator)
Title :
Last Update : Tue Mar 10 09:27:04 2009
Response via : Initial Calibration
DataAcq Meth : PCBSF.M

Volume Inj. :
Signal Phase :
Signal Info :

	Compound	R.T.	Response	Conc	Units	
	System Monitoring Compounds					
1)	S decachlorobiphenyl	0.00	0	N.D.		
	Target Compounds					
2)	L1 1016(1)	5.27	43177304	0.212	ppb	
3)	L1 1016(2)	6.70	108714711	0.211	ppb	
4)	L1 1016(3)	8.11	200615776	0.212	ppb	
5)	L1 1016(4)	8.77	66278231	0.212	ppb	m
6)	L1 1016(5)	10.94	76395412	0.222	ppb	
	Sum 1016(1)		495.2E6	1.069	ppb	
Average	1016(1)			0.214	ppb	
7)	L2 1260(6)	16.79	131098664	0.209	ppb	
8)	L2 1260(7)	17.34	152161840	0.213	ppb	
9)	L2 1260(8)	21.16	108883479	0.211	ppb	
10)	L2 1260(9)	21.75	234774746	0.214	ppb	
11)	L2 1260(10)	23.33	116790622	0.218	ppb	m
	Sum 1260(6)		743.7E6	1.066	ppb	
Average	1260(6)			0.213	ppb	

Quantitation Report (QT Reviewed)

Data File : C:\MSDCHEM\1\DATA\030909F\04.D Vial: 4
Acq On : 09 Mar 2009 5:05 pm Operator: K.B.
Sample : 1016/1260 1.0 Inst : gc7
Misc : Multiplr: 1.00
IntFile : events3.e
Quant Time: Mar 10 9:28 2009 Quant Results File: PCBSF022409.RES

Quant Method : C:\MSDCHEM\1...\PCBSF022409.M (Chemstation Integrator)
Title :
Last Update : Tue Mar 10 09:27:04 2009
Response via : Single Level Calibration
DataAcq Meth : PCBSF.M

Volume Inj. :
Signal Phase :
Signal Info :

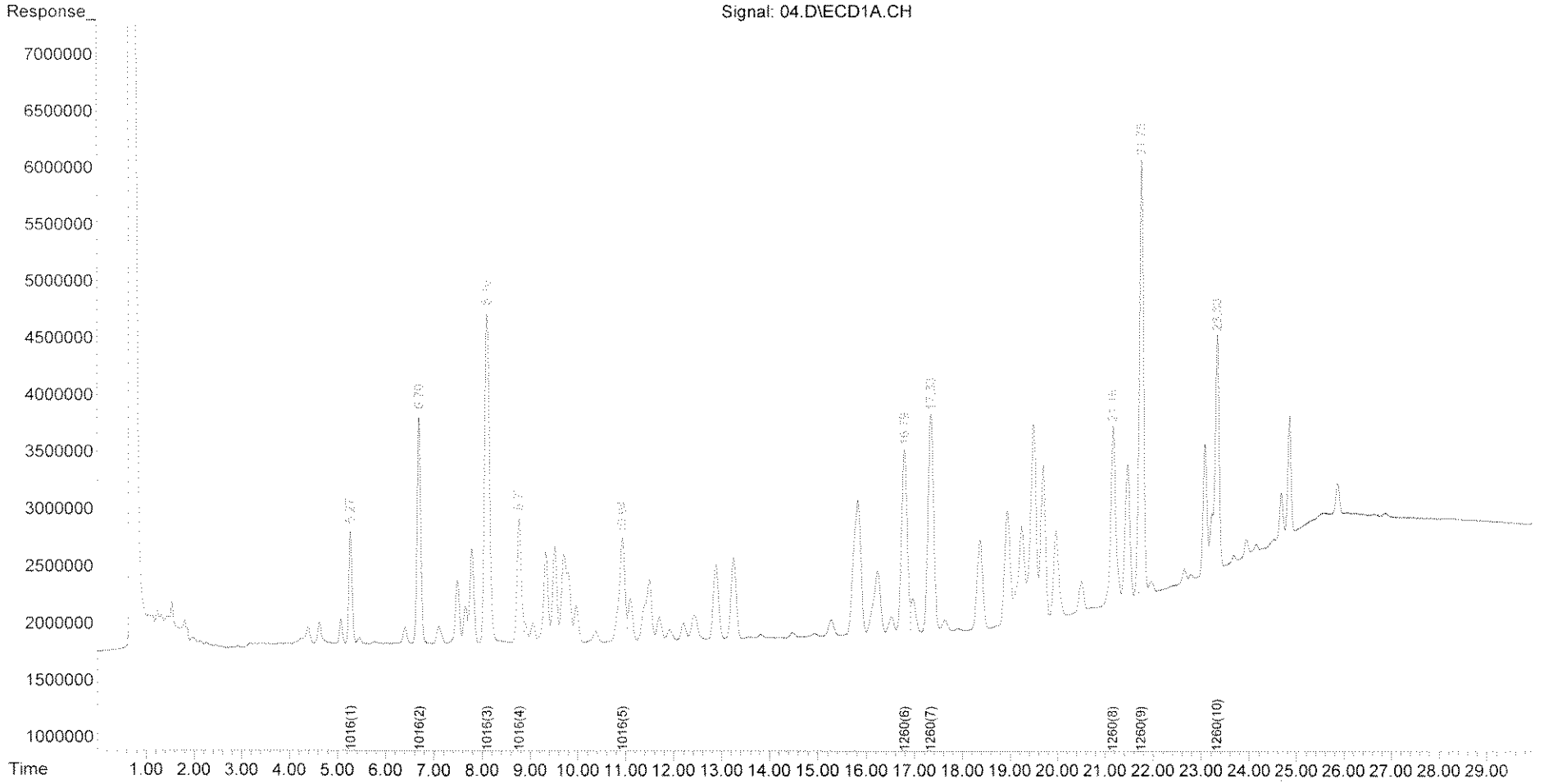

Data File : C:\MSDCHEM\1\DATA\030909F\05.D Vial: 5
Acq On : 09 Mar 2009 5:39 pm Operator: K.B.
Sample : 1016/1260 3.0 Inst : gc7
Misc : Multiplr: 1.00
IntFile : events3.e
Quant Time: Mar 10 09:28:25 2009 Quant Results File: PCBSF022409.RES

Quant Method : C:\MSDCHEM\1...\PCBSF022409.M (Chemstation Integrator)
Title :
Last Update : Tue Mar 10 09:28:10 2009
Response via : Initial Calibration
DataAcq Meth : PCBSF.M

Volume Inj. :
Signal Phase :
Signal Info :

	Compound	R.T.	Response	Conc	Units	
	System Monitoring Compounds					
1)	S decachlorobiphenyl	0.00	0	N.D.		
	Target Compounds					
2)	L1 1016(1)	5.28	118953052	0.647	ppb	
3)	L1 1016(2)	6.70	302476882	0.647	ppb	
4)	L1 1016(3)	8.11	584946816	0.637	ppb	
5)	L1 1016(4)	8.77	187804675	0.656	ppb	m
6)	L1 1016(5)	10.94	213725567	0.670	ppb	
	Sum 1016(1)		1407.9E6	3.258	ppb	
Average	1016(1)			0.652	ppb	
7)	L2 1260(6)	16.79	357570502	0.639	ppb	
8)	L2 1260(7)	17.34	425138721	0.631	ppb	
9)	L2 1260(8)	21.17	316320675	0.637	ppb	
10)	L2 1260(9)	21.76	700934354	0.624	ppb	
11)	L2 1260(10)	23.33	342261810	0.651	ppb	
	Sum 1260(6)		2142.2E6	3.182	ppb	
Average	1260(6)			0.636	ppb	

Quantitation Report (QT Reviewed)

Data File : C:\MSDCHEM\1\DATA\030909F\05.D Vial: 5
Acq On : 09 Mar 2009 5:39 pm Operator: K.B.
Sample : 1016/1260 3.0 Inst : gc7
Misc : Multiplr: 1.00
IntFile : events3.e
Quant Time: Mar 10 9:28 2009 Quant Results File: PCBSF022409.RES

Quant Method : C:\MSDCHEM\1...\PCBSF022409.M (Chemstation Integrator)
Title :
Last Update : Tue Mar 10 09:28:10 2009
Response via : Single Level Calibration
DataAcq Meth : PCBSF.M

Volume Inj. :
Signal Phase :
Signal Info :

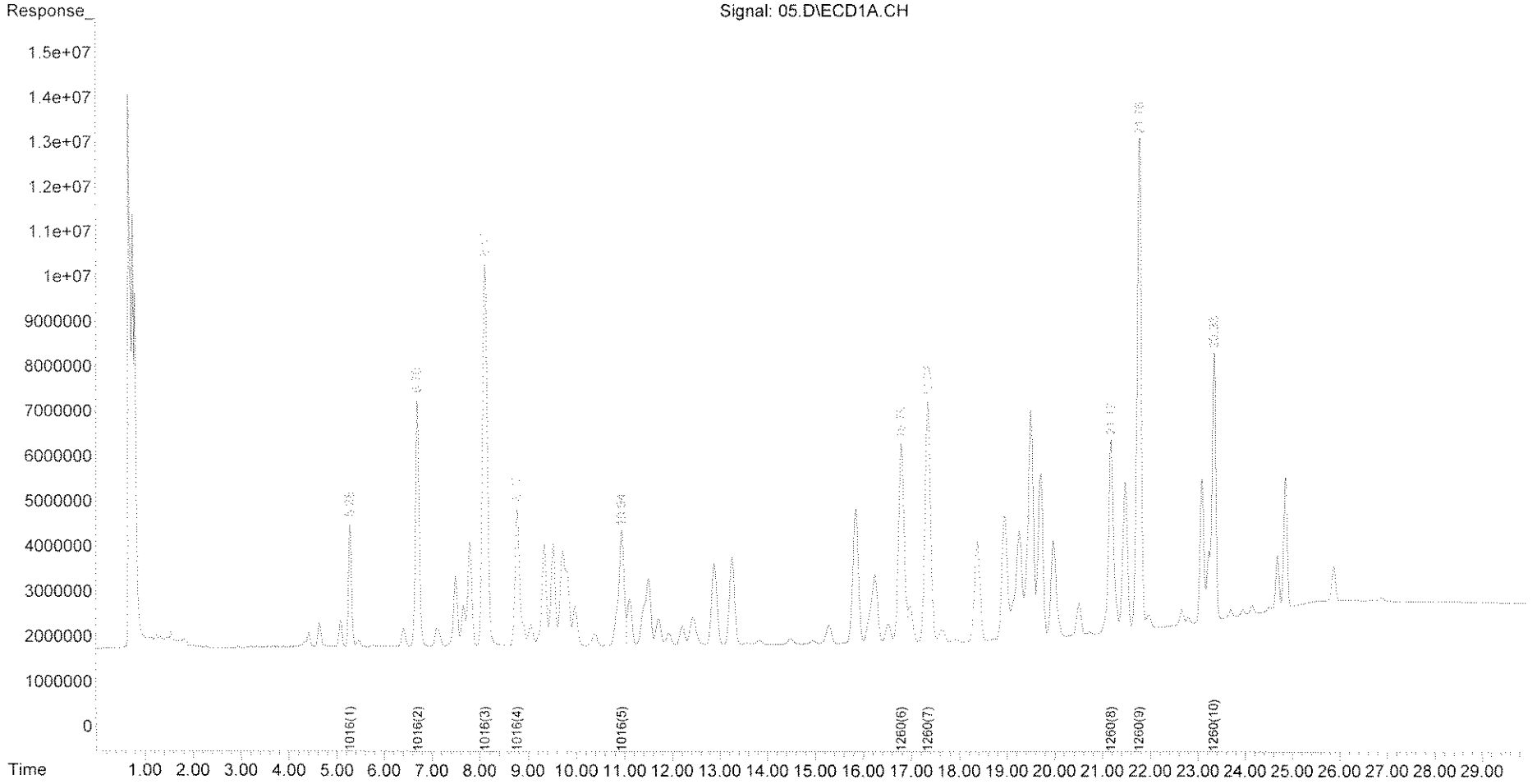

Data File : C:\MSDCHEM\1\DATA\030909F\06.D Vial: 6
Acq On : 09 Mar 2009 6:12 pm Operator: K.B.
Sample : 1016/1260 6.0 Inst : gc7
Misc : Multiplr: 1.00
IntFile : events3.e
Quant Time: Mar 10 09:29:09 2009 Quant Results File: PCBSF022409.RES

Quant Method : C:\MSDCHEM\1...\PCBSF022409.M (Chemstation Integrator)
Title :
Last Update : Tue Mar 10 09:28:53 2009
Response via : Initial Calibration
DataAcq Meth : PCBSF.M

Volume Inj. :
Signal Phase :
Signal Info :

	Compound	R.T.	Response	Conc	Units	
	System Monitoring Compounds					
1)	S decachlorobiphenyl	0.00	0	N.D.		
	Target Compounds					
2)	L1 1016(1)	5.27	219896614	1.228	ppb	
3)	L1 1016(2)	6.70	550736411	1.207	ppb	
4)	L1 1016(3)	8.11	1100448103	1.208	ppb	
5)	L1 1016(4)	8.77	337874753	1.203	ppb	m
6)	L1 1016(5)	10.94	385162396	1.230	ppb	
	Sum 1016(1)		2594.1E6	6.076	ppb	
	Average 1016(1)			1.215	ppb	
7)	L2 1260(6)	16.79	674405805	1.242	ppb	
8)	L2 1260(7)	17.34	808441568	1.217	ppb	
9)	L2 1260(8)	21.17	608855304	1.242	ppb	
10)	L2 1260(9)	21.75	1387265674	1.231	ppb	
11)	L2 1260(10)	23.33	673054800	1.283	ppb	
	Sum 1260(6)		4152.0E6	6.215	ppb	
	Average 1260(6)			1.243	ppb	

Quantitation Report (QT Reviewed)

Data File : C:\MSDCHEM\1\DATA\030909F\06.D Vial: 6
Acq On : 09 Mar 2009 6:12 pm Operator: K.B.
Sample : 1016/1260 6.0 Inst : gc7
Misc : Multiplr: 1.00
IntFile : events3.e
Quant Time: Mar 10 9:29 2009 Quant Results File: PCBSF022409.RES

Quant Method : C:\MSDCHEM\1...\PCBSF022409.M (Chemstation Integrator)
Title :
Last Update : Tue Mar 10 09:28:53 2009
Response via : Single Level Calibration
DataAcq Meth : PCBSF.M

Volume Inj. :
Signal Phase :
Signal Info :

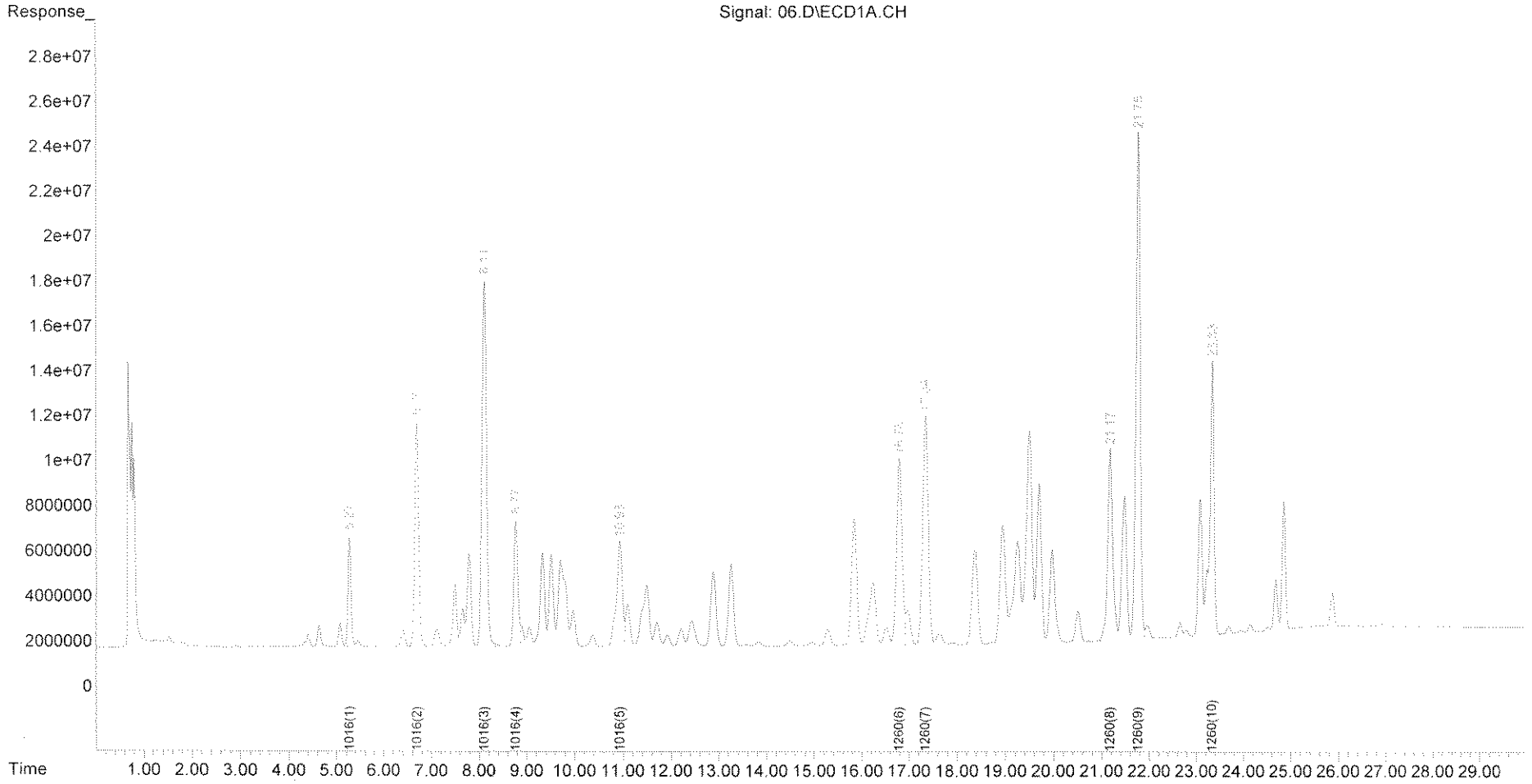

Page 400

Data File : C:\MSDCHEM\1\DATA\030909F\07.D Vial: 7
Acq On : 09 Mar 2009 6:45 pm Operator: K.B.
Sample : 1016/1260 9.0 Inst : gc7
Misc : Multiplr: 1.00
IntFile : events3.e
Quant Time: Mar 10 09:30:21 2009 Quant Results File: PCBSF022409.RES

Quant Method : C:\MSDCHEM\1...\PCBSF022409.M (Chemstation Integrator)
Title :
Last Update : Tue Mar 10 09:29:57 2009
Response via : Initial Calibration
DataAcq Meth : PCBSF.M

Volume Inj. :
Signal Phase :
Signal Info :

Compound	R.T.	Response	Conc	Units	
System Monitoring Compounds					
1) S decachlorobiphenyl	26.87	14388408	0.340		
Target Compounds					
2) L1 1016(1)	5.27	328120711	1.842	ppb	
3) L1 1016(2)	6.70	829313251	1.831	ppb	
4) L1 1016(3)	8.11	1686652074	1.848	ppb	
5) L1 1016(4)	8.77	511361994	1.841	ppb	m
6) L1 1016(5)	10.94	576314530	1.845	ppb	
Sum 1016(1)		3931.8E6	9.206	ppb	
Average 1016(1)			1.841	ppb	
7) L2 1260(6)	16.79	1022556060	1.900	ppb	
8) L2 1260(7)	17.34	1228173062	1.852	ppb	
9) L2 1260(8)	21.16	931683988	1.897	ppb	
10) L2 1260(9)	21.75	2160223764	1.902	ppb	
11) L2 1260(10)	23.32	1001451072	1.891	ppb	m
Sum 1260(6)		6344.1E6	9.442	ppb	
Average 1260(6)			1.888	ppb	

Quantitation Report (QT Reviewed)

Data File : C:\MSDCHEM\1\DATA\030909F\07.D Vial: 7
Acq On : 09 Mar 2009 6:45 pm Operator: K.B.
Sample : 1016/1260 9.0 Inst : gc7
Misc : Multiplr: 1.00
IntFile : events3.e
Quant Time: Mar 10 9:30 2009 Quant Results File: PCBSF022409.RES

Quant Method : C:\MSDCHEM\1...\PCBSF022409.M (Chemstation Integrator)
Title :
Last Update : Tue Mar 10 09:29:57 2009
Response via : Single Level Calibration
DataAcq Meth : PCBSF.M

Volume Inj. :
Signal Phase :
Signal Info :

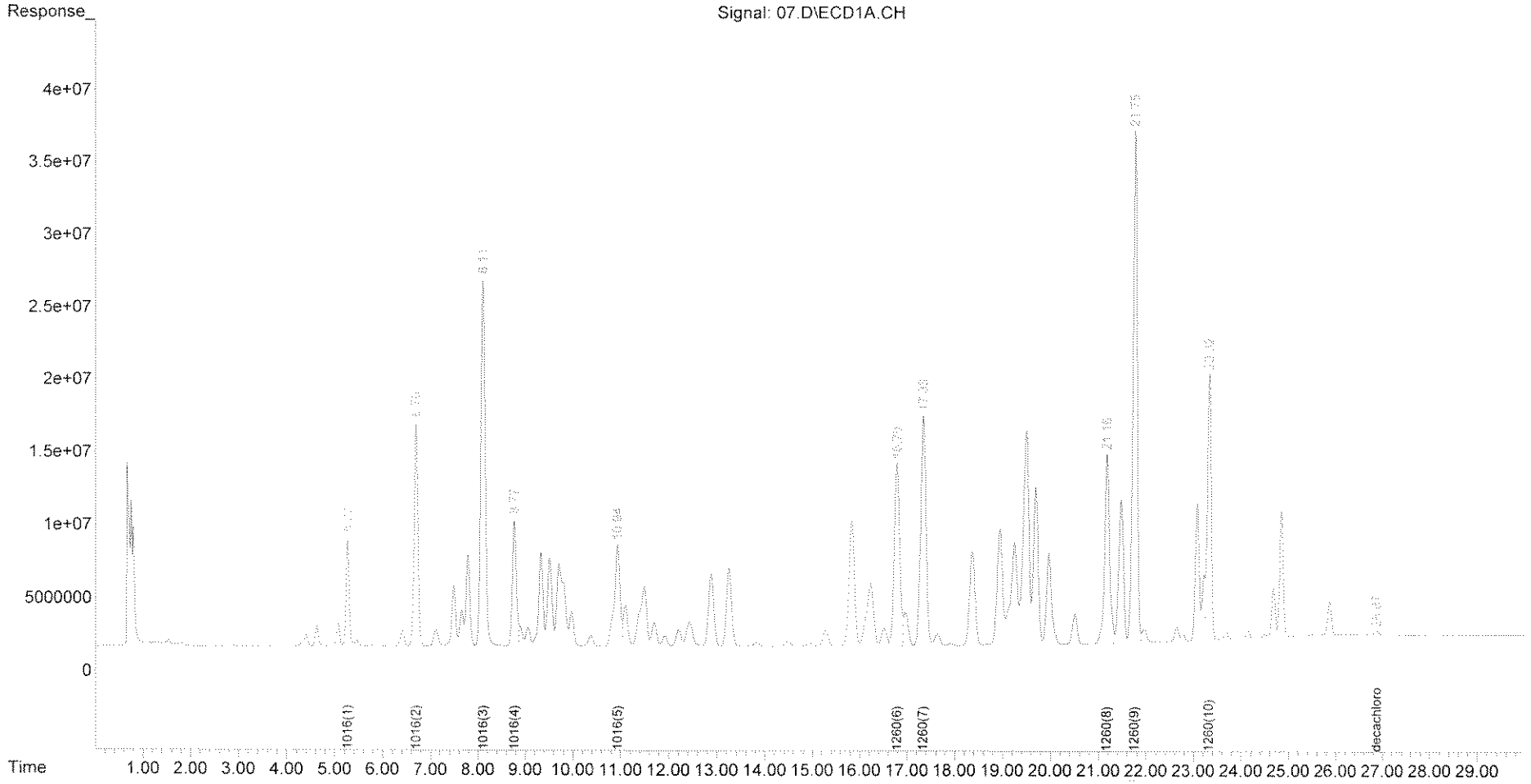

Data File : C:\MSDCHEM\1\DATA\030909F\08.D Vial: 8
Acq On : 09 Mar 2009 7:18 pm Operator: K.B.
Sample : pcb surr std Inst : gc7
Misc : Multiplr: 1.00
IntFile : events3.e
Quant Time: Mar 10 09:31:26 2009 Quant Results File: PCBSF022409.RES

Quant Method : C:\MSDCHEM\1...\PCBSF022409.M (Chemstation Integrator)
Title :
Last Update : Tue Mar 10 09:31:06 2009
Response via : Initial Calibration
DataAcq Meth : PCBSF.M

Volume Inj. :
Signal Phase :
Signal Info :

Compound	R.T.	Response	Conc	Units
System Monitoring Compounds				
1) S decachlorobiphenyl	26.87	4465850808	105.579	
Target Compounds				
2) L1 1016(1)	0.00	0	N.D.	ppb
3) L1 1016(2)	0.00	0	N.D.	ppb
4) L1 1016(3)	0.00	0	N.D.	ppb
5) L1 1016(4)	0.00	0	N.D.	ppb
6) L1 1016(5)	0.00	0	N.D.	ppb
Sum 1016(1)		0	N.D.	ppb
Average 1016(1)			0.000	ppb
7) L2 1260(6)	0.00	0	N.D.	ppb
8) L2 1260(7)	0.00	0	N.D.	ppb
9) L2 1260(8)	0.00	0	N.D.	ppb
10) L2 1260(9)	0.00	0	N.D.	ppb
11) L2 1260(10)	0.00	0	N.D.	ppb
Sum 1260(6)		0	N.D.	ppb
Average 1260(6)			0.000	ppb

Quantitation Report (QT Reviewed)

Data File : C:\MSDCHEM\1\DATA\030909F\08.D Vial: 8
Acq On : 09 Mar 2009 7:18 pm Operator: K.B.
Sample : pcb surr std Inst : gc7
Misc : Multiplr: 1.00
IntFile : events3.e
Quant Time: Mar 10 9:31 2009 Quant Results File: PCBSF022409.RES

Quant Method : C:\MSDCHEM\1...\PCBSF022409.M (Chemstation Integrator)
Title :
Last Update : Tue Mar 10 09:31:06 2009
Response via : Single Level Calibration
DataAcq Meth : PCBSF.M

Volume Inj. :
Signal Phase :
Signal Info :

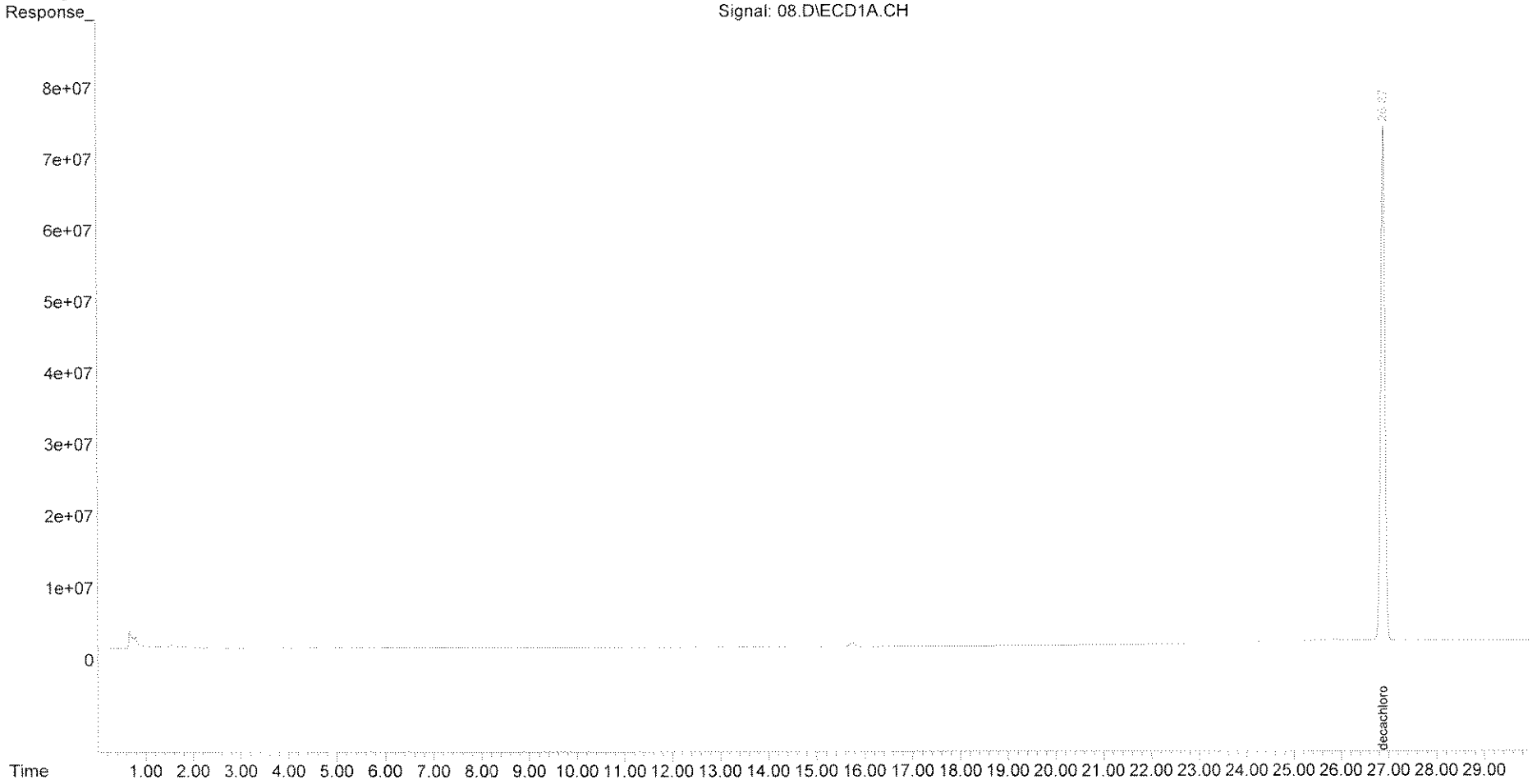

Chromatograms related to samples:

290790.00

Data File : C:\MSDCHEM\1\DATA\030909F\12.D
Acq On : 09 Mar 2009 9:31 pm
Sample : 1016 ref
Misc :
IntFile : events3.e
Quant Time: Mar 10 09:37:53 2009 Quant Results File: PCBSF030909.RES

Vial: 12
Operator: K.B.
Inst : gc7
Multiplr: 1.00

Quant Method : C:\MSDCHEM\1...\PCBSF030909.M (Chemstation Integrator)
Title :
Last Update : Tue Mar 10 09:31:46 2009
Response via : Initial Calibration
DataAcq Meth : PCBSF.M

Volume Inj. :
Signal Phase :
Signal Info :

Compound	R.T.	Response	Conc	Units	
System Monitoring Compounds					
1) S decachlorobiphenyl	0.00	0	N.D.		
Target Compounds					
2) L1 1016(1)	5.27	195581538	1.056	ppb	
3) L1 1016(2)	6.70	458604428	0.979	ppb	
4) L1 1016(3)	8.11	897569809	0.957	ppb	
5) L1 1016(4)	8.77	276161375	0.957	ppb	m
6) L1 1016(5)	10.94	336529266	1.036	ppb	
Sum 1016(1)		2164.4E6	4.984	ppb	
Average 1016(1)			0.997	ppb	
7) L2 1260(6)	0.00	0	N.D.	ppb	
8) L2 1260(7)	0.00	0	N.D.	ppb	
9) L2 1260(8)	0.00	0	N.D.	ppb	
10) L2 1260(9)	0.00	0	N.D.	ppb	
11) L2 1260(10)	0.00	0	N.D.	ppb	
Sum 1260(6)		0	N.D.	ppb	
Average 1260(6)			0.000	ppb	

Quantitation Report (QT Reviewed)

Data File : C:\MSDCHEM\1\DATA\030909F\12.D
Acq On : 09 Mar 2009 9:31 pm
Sample : 1016 ref
Misc :
IntFile : events3.e
Quant Time: Mar 10 9:38 2009 Quant Results File: PCBSF030909.RES

Vial: 12
Operator: K.B.
Inst : gc7
Multiplr: 1.00

Quant Method : C:\MSDCHEM\1...\PCBSF030909.M (Chemstation Integrator)
Title :
Last Update : Tue Mar 10 09:31:46 2009
Response via : Single Level Calibration
DataAcq Meth : PCBSF.M

Volume Inj. :
Signal Phase :
Signal Info :

Signal: 12.D\ECD1A.CH

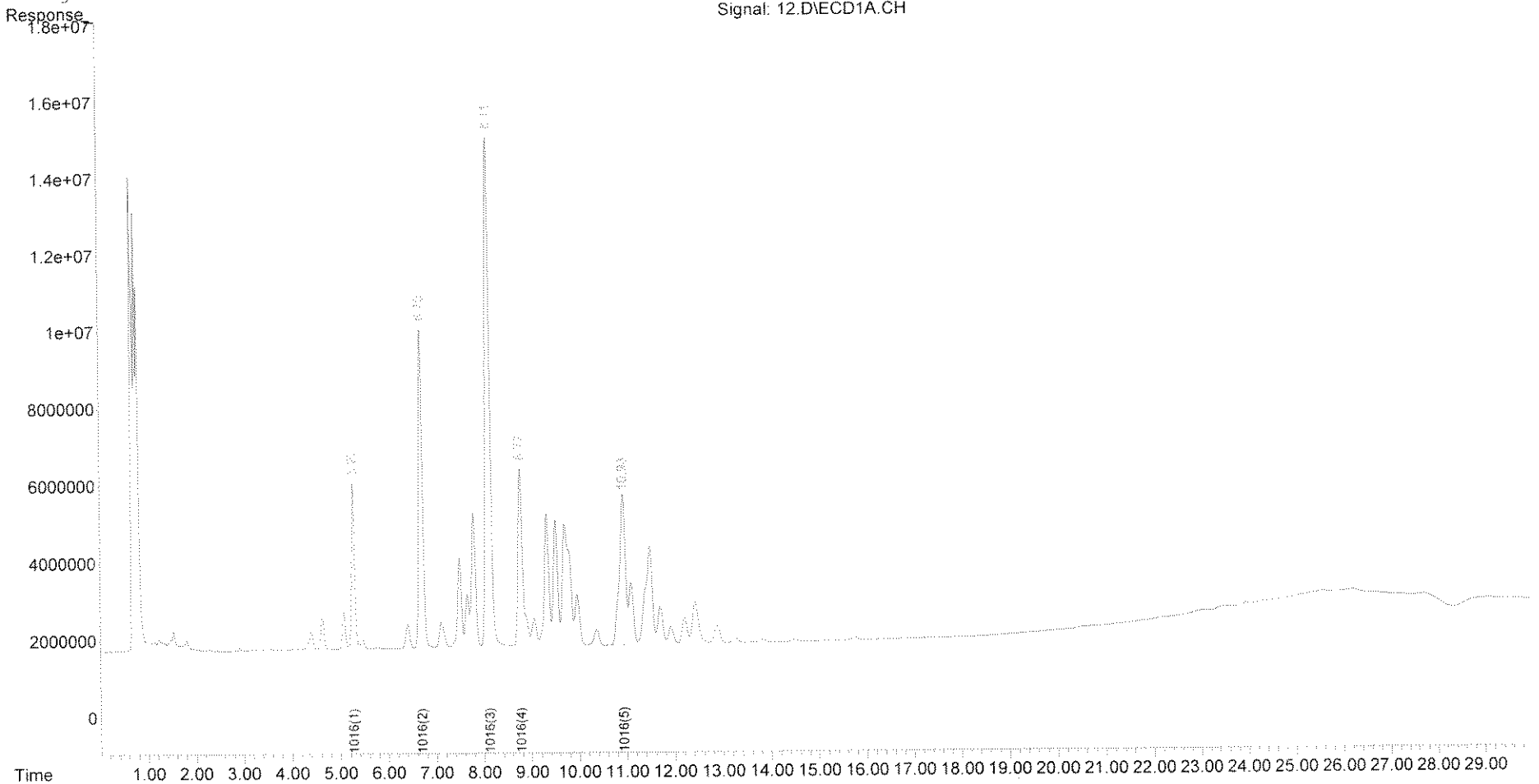

Quantitation Report (QT Reviewed)

Data File : C:\MSDCHEM\1\DATA\030909F\13.D
Acq On : 09 Mar 2009 10:04 pm
Sample : 1260 ref
Misc :
IntFile : events3.e
Quant Time: Mar 10 09:38:24 2009 Quant Results File: PCBSF030909.RES

Vial: 13
Operator: K.B.
Inst : gc7
Multiplr: 1.00

Quant Method : C:\MSDCHEM\1...\PCBSF030909.M (Chemstation Integrator)
Title :
Last Update : Tue Mar 10 09:31:46 2009
Response via : Initial Calibration
DataAcq Meth : PCBSF.M

Volume Inj. :
Signal Phase :
Signal Info :

Compound	R.T.	Response	Conc Units
System Monitoring Compounds			
1) S decachlorobiphenyl	0.00	0	N.D.
Target Compounds			
2) L1 1016(1)	0.00	0	N.D. ppb
3) L1 1016(2)	0.00	0	N.D. ppb
4) L1 1016(3)	8.11	14139624	0.003 ppb
5) L1 1016(4)	0.00	0	N.D. ppb
6) L1 1016(5)	0.00	0	N.D. ppb
Sum 1016(1)		14139624	0.003 ppb
Average 1016(1)			0.003 ppb
7) L2 1260(6)	16.79	571725974	1.000 ppb
8) L2 1260(7)	17.34	683110786	0.997 ppb
9) L2 1260(8)	21.16	558824613	1.083 ppb
10) L2 1260(9)	21.76	1309902340	1.107 ppb
11) L2 1260(10)	23.32	607802752	1.086 ppb
Sum 1260(6)		3731.4E6	5.273 ppb
Average 1260(6)			1.055 ppb

(f)=RT Delta > 1/2 Window (m)=manual int

Quantitation Report (QT Reviewed)

Data File : C:\MSDCHEM\1\DATA\030909F\13.D
Acq On : 09 Mar 2009 10:04 pm
Sample : 1260 ref
Misc :
IntFile : events3.e
Quant Time: Mar 10 9:38 2009 Quant Results File: PCBSF030909.RES

Vial: 13
Operator: K.B.
Inst : gc7
Multiplr: 1.00

Quant Method : C:\MSDCHEM\1...\PCBSF030909.M (Chemstation Integrator)
Title :
Last Update : Tue Mar 10 09:31:46 2009
Response via : Single Level Calibration
DataAcq Meth : PCBSF.M

Volume Inj. :
Signal Phase :
Signal Info :

Signal: 13.D\ECD1A.CH

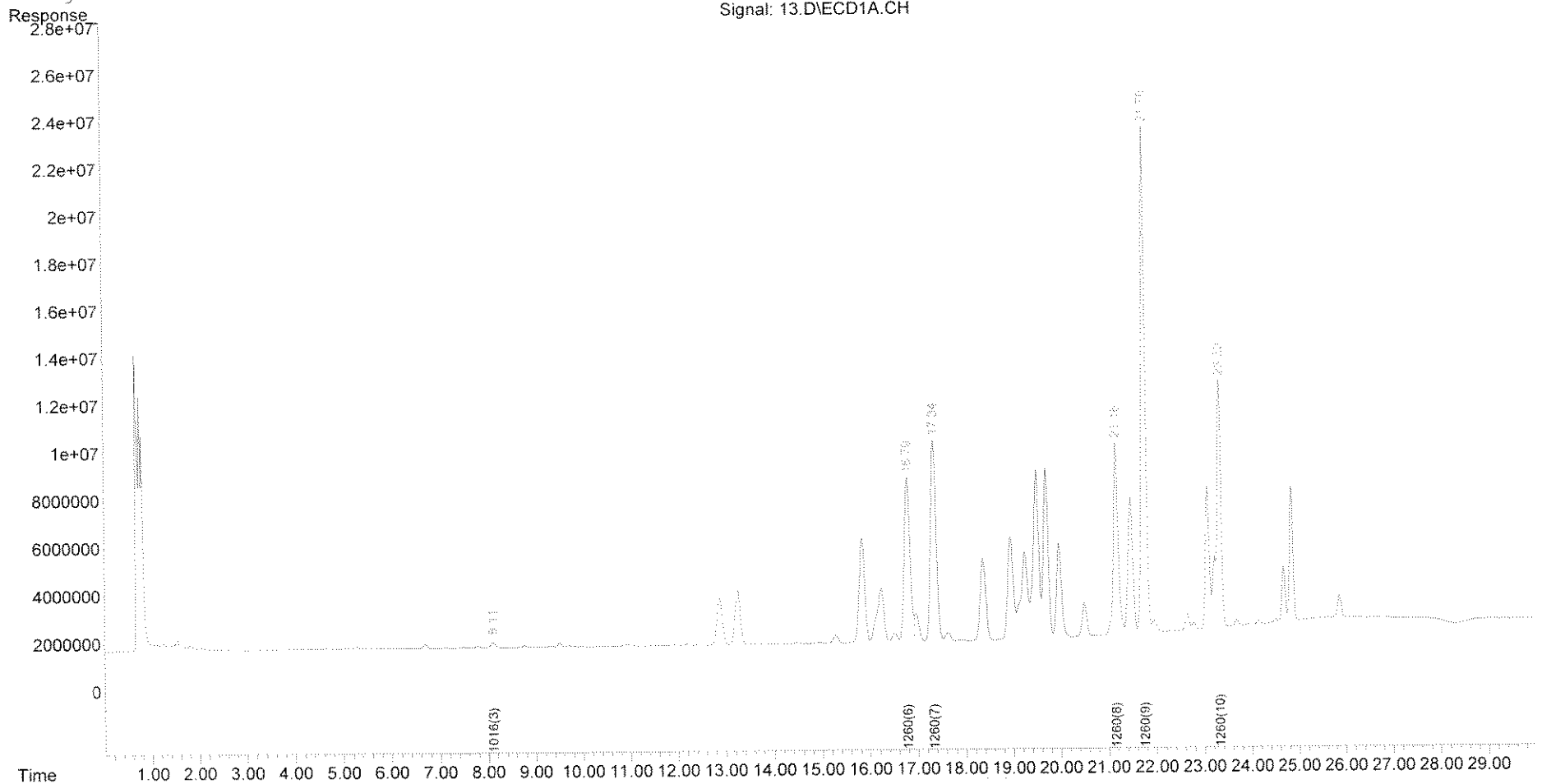

Data File : C:\MSDCHEM\1\DATA\030909F\10.D Vial: 10
Acq On : 09 Mar 2009 8:25 pm Operator: K.B.
Sample : met bl x0.1 3/9/09 Inst : gc7
Misc : Multiplr: 1.00
IntFile : events3.e
Quant Time: Mar 10 09:33:57 2009 Quant Results File: PCBSF030909.RES

Quant Method : C:\MSDCHEM\1...\PCBSF030909.M (Chemstation Integrator)
Title :
Last Update : Tue Mar 10 09:31:46 2009
Response via : Initial Calibration
DataAcq Meth : PCBSF.M

Volume Inj. :
Signal Phase :
Signal Info :

Compound	R.T.	Response	Conc	Units	
System Monitoring Compounds					
1) S decachlorobiphenyl	26.87	3775337736	84.538		
Target Compounds					
2) L1 1016(1)	5.23f	23159692	0.092	ppb	m
3) L1 1016(2)	0.00	0	N.D.	ppb	
4) L1 1016(3)	0.00	0	N.D.	ppb	
5) L1 1016(4)	0.00	0	N.D.	ppb	
6) L1 1016(5)	11.01f	175357676	0.527	ppb	
Sum 1016(1)		198.5E6	0.619	ppb	
Average 1016(1)			0.310	ppb	
7) L2 1260(6)	0.00	0	N.D.	ppb	
8) L2 1260(7)	0.00	0	N.D.	ppb	
9) L2 1260(8)	21.28f	103045401	0.195	ppb	
10) L2 1260(9)	0.00	0	N.D.	ppb	
11) L2 1260(10)	23.36	214327013	0.379	ppb	
Sum 1260(6)		317.4E6	0.573	ppb	
Average 1260(6)			0.287	ppb	

Quantitation Report (QT Reviewed)

Data File : C:\MSDCHEM\1\DATA\030909F\10.D
Acq On : 09 Mar 2009 8:25 pm
Sample : met bl x0.1 3/9/09
Misc :
IntFile : events3.e
Quant Time: Mar 10 9:34 2009 Quant Results File: PCBSF030909.RES

Vial: 10
Operator: K.B.
Inst : gc7
Multiplr: 1.00

Quant Method : C:\MSDCHEM\1...\PCBSF030909.M (Chemstation Integrator)
Title :
Last Update : Tue Mar 10 09:31:46 2009
Response via : Single Level Calibration
DataAcq Meth : PCBSF.M

Volume Inj. :
Signal Phase :
Signal Info :

Signal: 10.D\ECD1A.CH

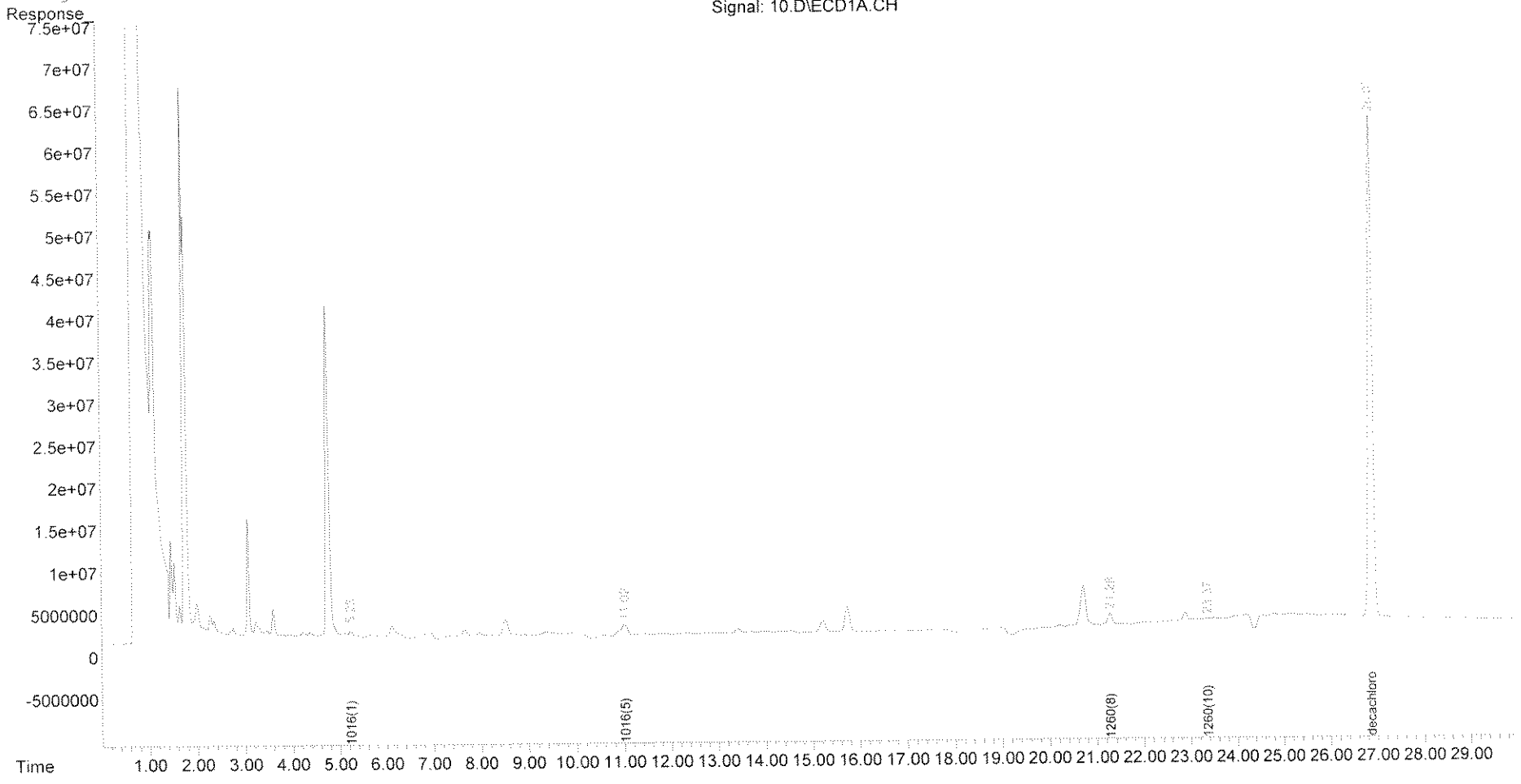

Data File : C:\MSDCHEM\1\DATA\030909F\11.D Vial: 11
Acq On : 09 Mar 2009 8:58 pm Operator: K.B.
Sample : 0.4 1016 lcs nc x0.1 Inst : gc7
Misc : Multiplr: 1.00
IntFile : events3.e
Quant Time: Mar 10 09:36:24 2009 Quant Results File: PCBSF030909.RES

Quant Method : C:\MSDCHEM\1...\PCBSF030909.M (Chemstation Integrator)
Title :
Last Update : Tue Mar 10 09:31:46 2009
Response via : Initial Calibration
DataAcq Meth : PCBSF.M

Volume Inj. :
Signal Phase :
Signal Info :

Compound	R.T.	Response	Conc	Units	
System Monitoring Compounds					
1) S decachlorobiphenyl	26.87	4503022657	100.832		
Target Compounds					
2) L1 1016(1)	5.27	128539112	0.681	ppb	m
3) L1 1016(2)	6.70	365687453	0.773	ppb	
4) L1 1016(3)	8.11	610935252	0.647	ppb	m
5) L1 1016(4)	8.77	175026171	0.593	ppb	m
6) L1 1016(5)	10.94	306909786	0.942	ppb	m
Sum 1016(1)		1587.1E6	3.637	ppb	
Average 1016(1)			0.727	ppb	
7) L2 1260(6)	0.00	0	N.D.	ppb	
8) L2 1260(7)	0.00	0	N.D.	ppb	
9) L2 1260(8)	21.28f	180029343	0.345	ppb	
10) L2 1260(9)	21.82	18589740	0.027	ppb	
11) L2 1260(10)	23.35	13921257	0.018	ppb	
Sum 1260(6)		212.5E6	0.389	ppb	
Average 1260(6)			0.130	ppb	

Quantitation Report (QT Reviewed)

Data File : C:\MSDCHEM\1\DATA\030909F\11.D Vial: 11
Acq On : 09 Mar 2009 8:58 pm Operator: K.B.
Sample : 0.4 1016 lcs nc x0.1 Inst : gc7
Misc : Multiplr: 1.00
IntFile : events3.e
Quant Time: Mar 10 9:37 2009 Quant Results File: PCBSF030909.RES

Quant Method : C:\MSDCHEM\1...\PCBSF030909.M (Chemstation Integrator)
Title :
Last Update : Tue Mar 10 09:31:46 2009
Response via : Single Level Calibration
DataAcq Meth : PCBSF.M

Volume Inj. :
Signal Phase :
Signal Info :

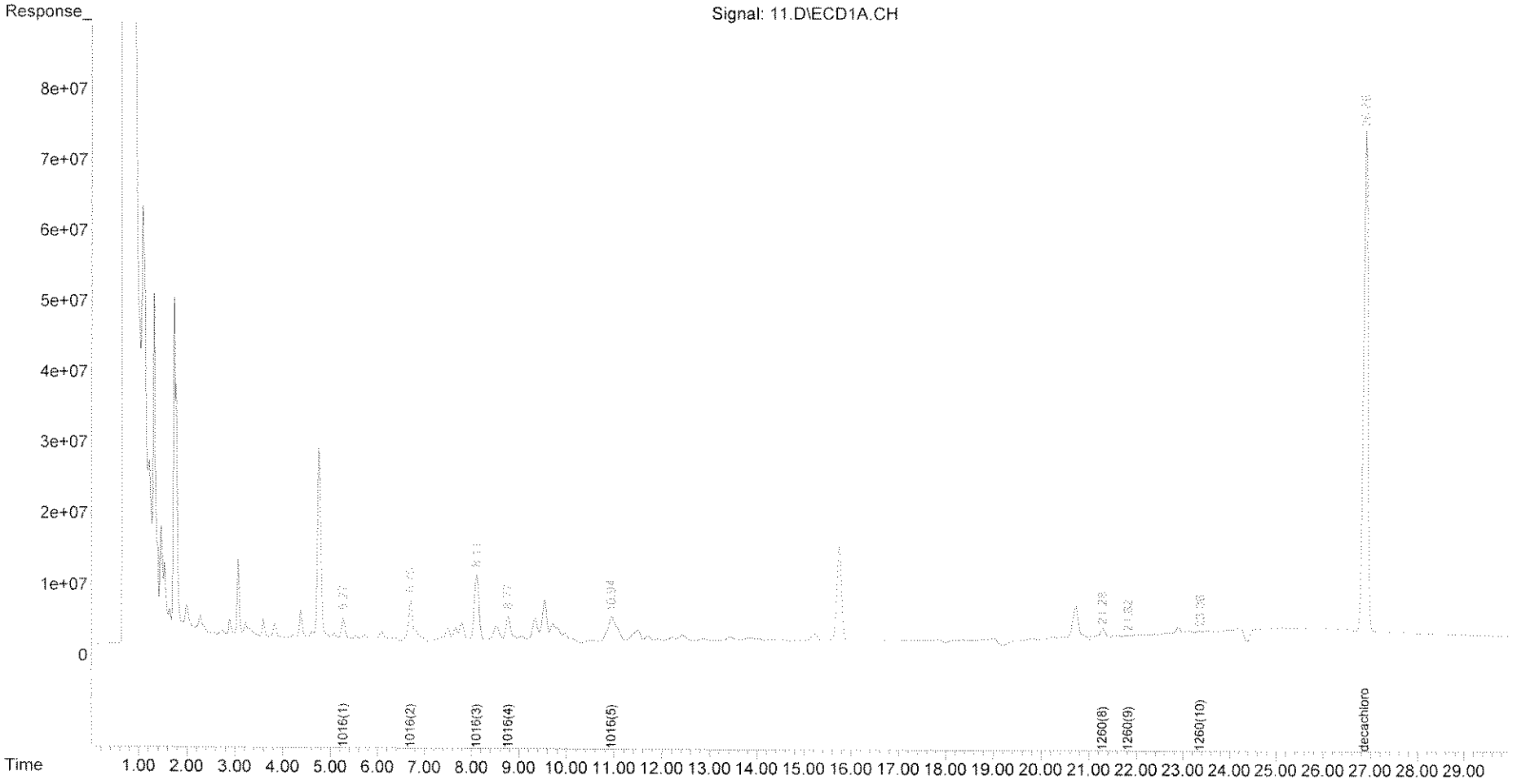

Data File : C:\MSDCHEM\1\DATA\030909F\14.D Vial: 14
Acq On : 09 Mar 2009 10:38 pm Operator: K.B.
Sample : 0790 6% x0.05 Inst : gc7
Misc : Multiplr: 1.00
IntFile : events3.e
Quant Time: Mar 10 09:38:55 2009 Quant Results File: PCBSF030909.RES

Quant Method : C:\MSDCHEM\1...\PCBSF030909.M (Chemstation Integrator)
Title :
Last Update : Tue Mar 10 09:31:46 2009
Response via : Initial Calibration
DataAcq Meth : PCBSF.M

Volume Inj. :
Signal Phase :
Signal Info :

Compound	R.T.	Response	Conc Units
System Monitoring Compounds			
1) S decachlorobiphenyl	26.87	3911260626	87.582
Target Compounds			
2) L1 1016(1)	5.24f	54127553	0.265 ppb
3) L1 1016(2)	0.00	0	N.D. ppb
4) L1 1016(3)	0.00	0	N.D. ppb
5) L1 1016(4)	0.00	0	N.D. ppb
6) L1 1016(5)	0.00	0	N.D. ppb
Sum 1016(1)		54127553	0.265 ppb
Average 1016(1)			0.265 ppb
7) L2 1260(6)	0.00	0	N.D. ppb
8) L2 1260(7)	0.00	0	N.D. ppb
9) L2 1260(8)	0.00	0	N.D. ppb
10) L2 1260(9)	0.00	0	N.D. ppb
11) L2 1260(10)	0.00	0	N.D. ppb
Sum 1260(6)		0	N.D. ppb
Average 1260(6)			0.000 ppb

Quantitation Report (QT Reviewed)

Data File : C:\MSDCHEM\1\DATA\030909F\14.D
Acq On : 09 Mar 2009 10:38 pm
Sample : 0790 6% x0.05
Misc :
IntFile : events3.e
Quant Time: Mar 10 9:38 2009 Quant Results File: PCBSF030909.RES

Vial: 14
Operator: K.B.
Inst : gc7
Multiplr: 1.00

Quant Method : C:\MSDCHEM\1...\PCBSF030909.M (Chemstation Integrator)
Title :
Last Update : Tue Mar 10 09:31:46 2009
Response via : Single Level Calibration
DataAcq Meth : PCBSF.M

Volume Inj. :
Signal Phase :
Signal Info :

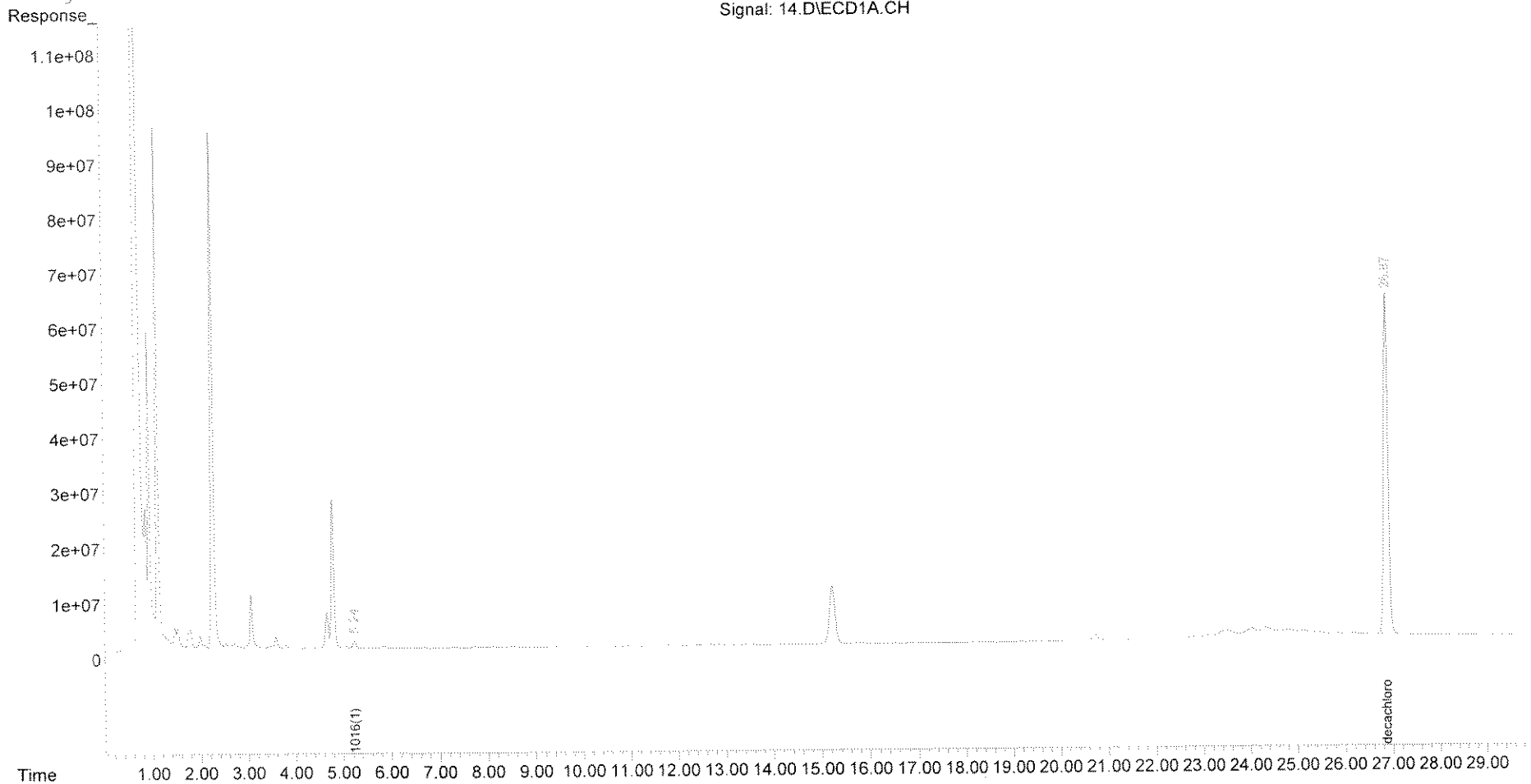

Quantitation Report (QT Reviewed)

Data File : C:\MSDCHEM\1\DATA\030909F\16.D
Acq On : 09 Mar 2009 11:44 pm
Sample : 0.4 1016 spike 6% x0.1
Misc :
IntFile : events3.e
Quant Time: Mar 10 09:39:24 2009 Quant Results File: PCBSF030909.RES

Vial: 16
Operator: K.B.
Inst : gc7
Multiplr: 1.00

Quant Method : C:\MSDCHEM\1...\PCBSF030909.M (Chemstation Integrator)
Title :
Last Update : Tue Mar 10 09:31:46 2009
Response via : Initial Calibration
DataAcq Meth : PCBSF.M

Volume Inj. :
Signal Phase :
Signal Info :

Compound	R.T.	Response	Conc	Units	
System Monitoring Compounds					
1) S decachlorobiphenyl	26.87	4491874360	100.583		
Target Compounds					
2) L1 1016(1)	5.27	116454312	0.614	ppb	
3) L1 1016(2)	6.70	285017487	0.594	ppb	m
4) L1 1016(3)	8.11	576680581	0.610	ppb	m
5) L1 1016(4)	8.77	170440439	0.576	ppb	m
6) L1 1016(5)	10.94	274220050	0.839	ppb	m
Sum 1016(1)		1422.8E6	3.234	ppb	
Average 1016(1)			0.647	ppb	
7) L2 1260(6)	0.00	0	N.D.	ppb	
8) L2 1260(7)	0.00	0	N.D.	ppb	
9) L2 1260(8)	21.28f	47680354	0.087	ppb	
10) L2 1260(9)	0.00	0	N.D.	ppb	
11) L2 1260(10)	0.00	0	N.D.	ppb	
Sum 1260(6)		47680354	0.087	ppb	
Average 1260(6)			0.087	ppb	

(#) = PT Delta > 1/2 Window (m) = manual int

Quantitation Report (QT Reviewed)

Data File : C:\MSDCHEM\1\DATA\030909F\16.D
Acq On : 09 Mar 2009 11:44 pm
Sample : 0.4 1016 spike 6% x0.1
Misc :
IntFile : events3.e
Quant Time: Mar 10 9:39 2009 Quant Results File: PCBSF030909.RES

Vial: 16
Operator: K.B.
Inst : gc7
Multiplr: 1.00

Quant Method : C:\MSDCHEM\1...\PCBSF030909.M (Chemstation Integrator)
Title :
Last Update : Tue Mar 10 09:31:46 2009
Response via : Single Level Calibration
DataAcq Meth : PCBSF.M

Volume Inj. :
Signal Phase :
Signal Info :

Signal: 16.D\ECD1A.CH

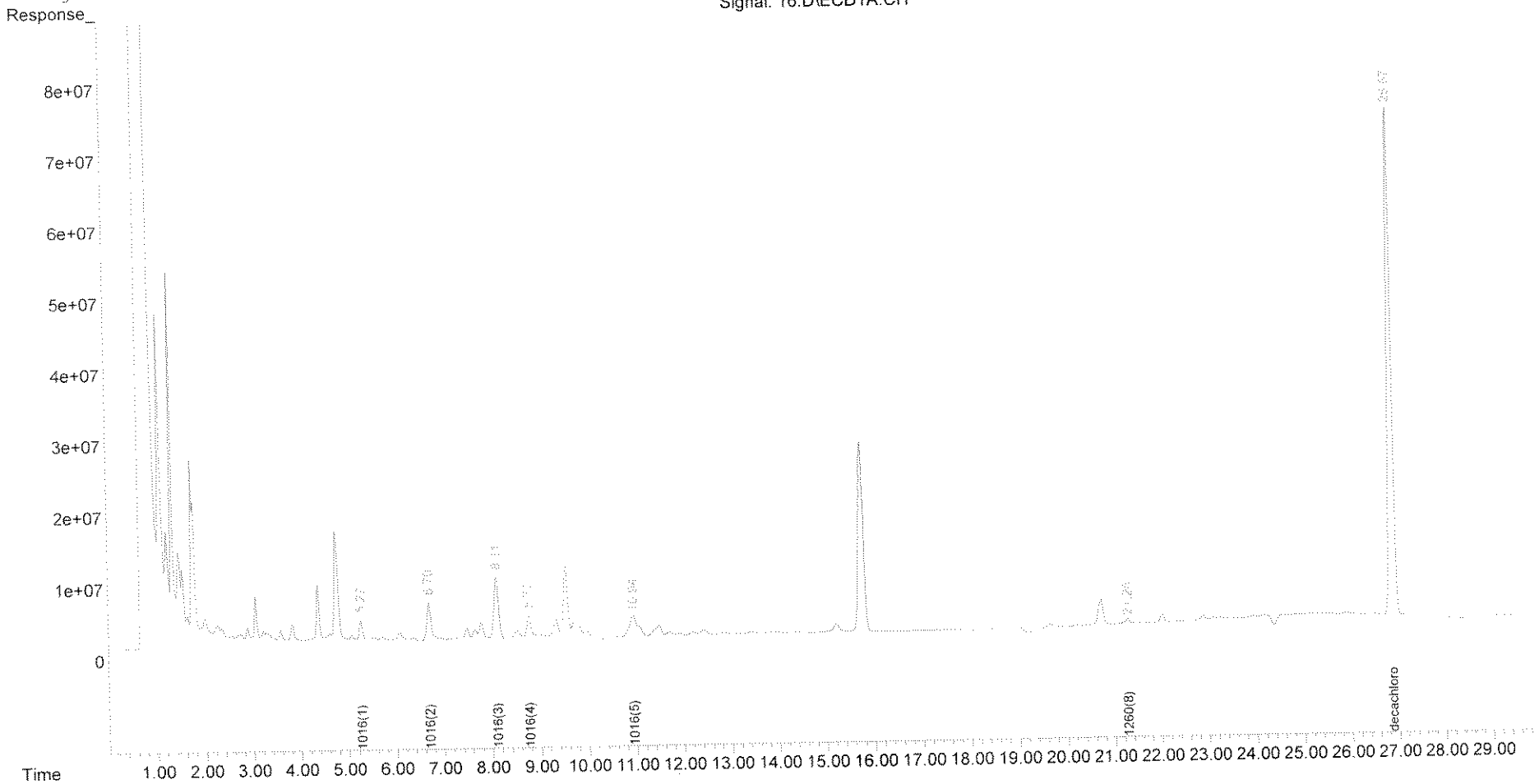

6.D PCBSF030909.M Wed Mar 11 14:42:50 2009

Quantitation Report (QT Reviewed)

Data File : C:\MSDCHEM\1\DATA\030909F\17.D
Acq On : 10 Mar 2009 12:17 am
Sample : 0.4 1016 dp spike 6% x0.1
Misc :
IntFile : events3.e
Quant Time: Mar 10 09:40:13 2009 Quant Results File: PCBSF030909.RES

Vial: 17
Operator: K.B.
Inst : gc7
Multiplr: 1.00

Quant Method : C:\MSDCHEM\1...\PCBSF030909.M (Chemstation Integrator)
Title :
Last Update : Tue Mar 10 09:31:46 2009
Response via : Initial Calibration
DataAcq Meth : PCBSF.M

Volume Inj. :
Signal Phase :
Signal Info :

Compound	R.T.	Response	Conc	Units	
System Monitoring Compounds					
1) S decachlorobiphenyl	26.87	4243899248	95.030		
Target Compounds					
2) L1 1016(1)	5.27	111762176	0.587	ppb	
3) L1 1016(2)	6.69	267982367	0.557	ppb	m
4) L1 1016(3)	8.11	552246007	0.584	ppb	m
5) L1 1016(4)	8.77	159587670	0.537	ppb	m
6) L1 1016(5)	10.94	253550030	0.774	ppb	
Sum 1016(1)		1345.1E6	3.039	ppb	
Average 1016(1)			0.608	ppb	
7) L2 1260(6)	0.00	0	N.D.	ppb	
8) L2 1260(7)	0.00	0	N.D.	ppb	
9) L2 1260(8)	21.27f	130073787	0.247	ppb	
10) L2 1260(9)	0.00	0	N.D.	ppb	
11) L2 1260(10)	0.00	0	N.D.	ppb	
Sum 1260(6)		130.1E6	0.247	ppb	
Average 1260(6)			0.247	ppb	

(f) PM Delta > 1/2 Window (m) manual int

Quantitation Report (QT Reviewed)

Data File : C:\MSDCHEM\1\DATA\030909F\17.D
Acq On : 10 Mar 2009 12:17 am
Sample : 0.4 1016 dp spike 6% x0.1
Misc :
IntFile : events3.e
Quant Time: Mar 10 9:40 2009 Quant Results File: PCBSF030909.RES

Vial: 17
Operator: K.B.
Inst : gc7
Multiplr: 1.00

Quant Method : C:\MSDCHEM\1...\PCBSF030909.M (Chemstation Integrator)
Title :
Last Update : Tue Mar 10 09:31:46 2009
Response via : Single Level Calibration
DataAcq Meth : PCBSF.M

Volume Inj. :
Signal Phase :
Signal Info :

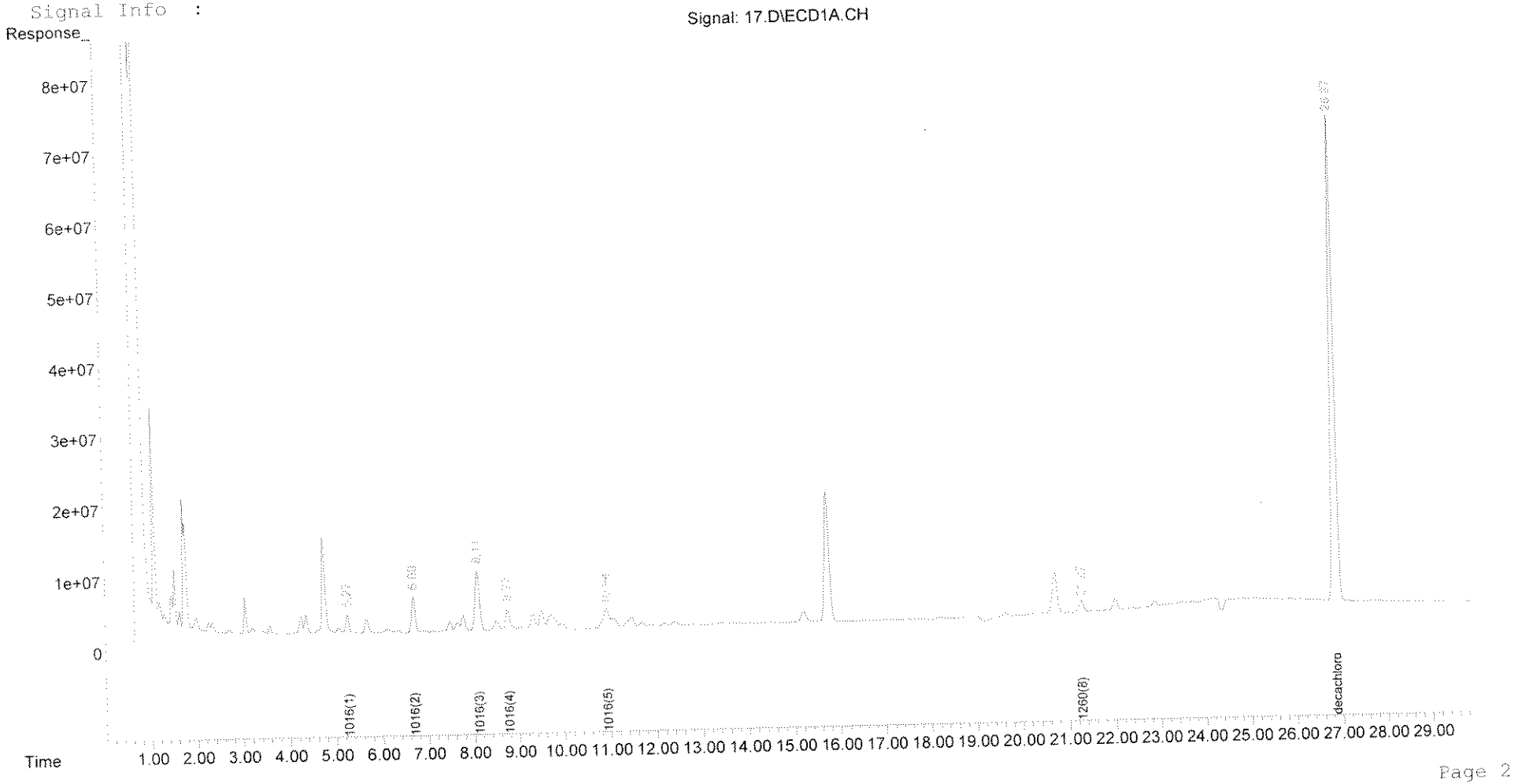

7.D PCBSF030909.M Wed Mar 11 14:43:25 2009

Quantitation Report (QT Reviewed)

Data File : C:\MSDCHEM\1\DATA\030909F\20.D
Acq On : 10 Mar 2009 1:57 am
Sample : 1016/1260 3.0
Misc :
IntFile : events3.e
Quant Time: Mar 10 09:41:30 2009 Quant Results File: PCBSF030909.RES

Vial: 5
Operator: K.B.
Inst : gc7
Multiplr: 1.00

Quant Method : C:\MSDCHEM\1...\PCBSF030909.M (Chemstation Integrator)
Title :
Last Update : Tue Mar 10 09:31:46 2009
Response via : Initial Calibration
DataAcq Meth : PCBSF.M

Volume Inj. :
Signal Phase :
Signal Info :

Compound	R.T.	Response	Conc	Units	
System Monitoring Compounds					
1) S decachlorobiphenyl	0.00	0	N.D.		
Target Compounds					
2) L1 1016(1)	5.27	117967080	0.622	ppb	
3) L1 1016(2)	6.70	299805028	0.627	ppb	
4) L1 1016(3)	8.11	577821928	0.612	ppb	
5) L1 1016(4)	8.77	178352329	0.605	ppb	m
6) L1 1016(5)	10.93	211096511	0.640	ppb	
Sum 1016(1)		1385.0E6	3.106	ppb	
Average 1016(1)			0.621	ppb	
7) L2 1260(6)	16.79	355573523	0.613	ppb	
8) L2 1260(7)	17.34	422592141	0.609	ppb	
9) L2 1260(8)	21.16	316686259	0.611	ppb	
10) L2 1260(9)	21.75	700816909	0.598	ppb	
11) L2 1260(10)	23.32	338357872	0.602	ppb	m
Sum 1260(6)		2134.0E6	3.033	ppb	
Average 1260(6)			0.607	ppb	

Quantitation Report (QT Reviewed)

Data File : C:\MSDCHEM\1\DATA\030909F\20.D
Acq On : 10 Mar 2009 1:57 am
Sample : 1016/1260 3.0
Misc :
IntFile : events3.e
Quant Time: Mar 10 9:41 2009 Quant Results File: PCBSF030909.RES

Vial: 5
Operator: K.B.
Inst : gc7
Multiplr: 1.00

Quant Method : C:\MSDCHEM\1...\PCBSF030909.M (Chemstation Integrator)
Title :
Last Update : Tue Mar 10 09:31:46 2009
Response via : Single Level Calibration
DataAcq Meth : PCBSF.M

Volume Inj. :
Signal Phase :
Signal Info :

Signal: 20.D\ECD1A.CH

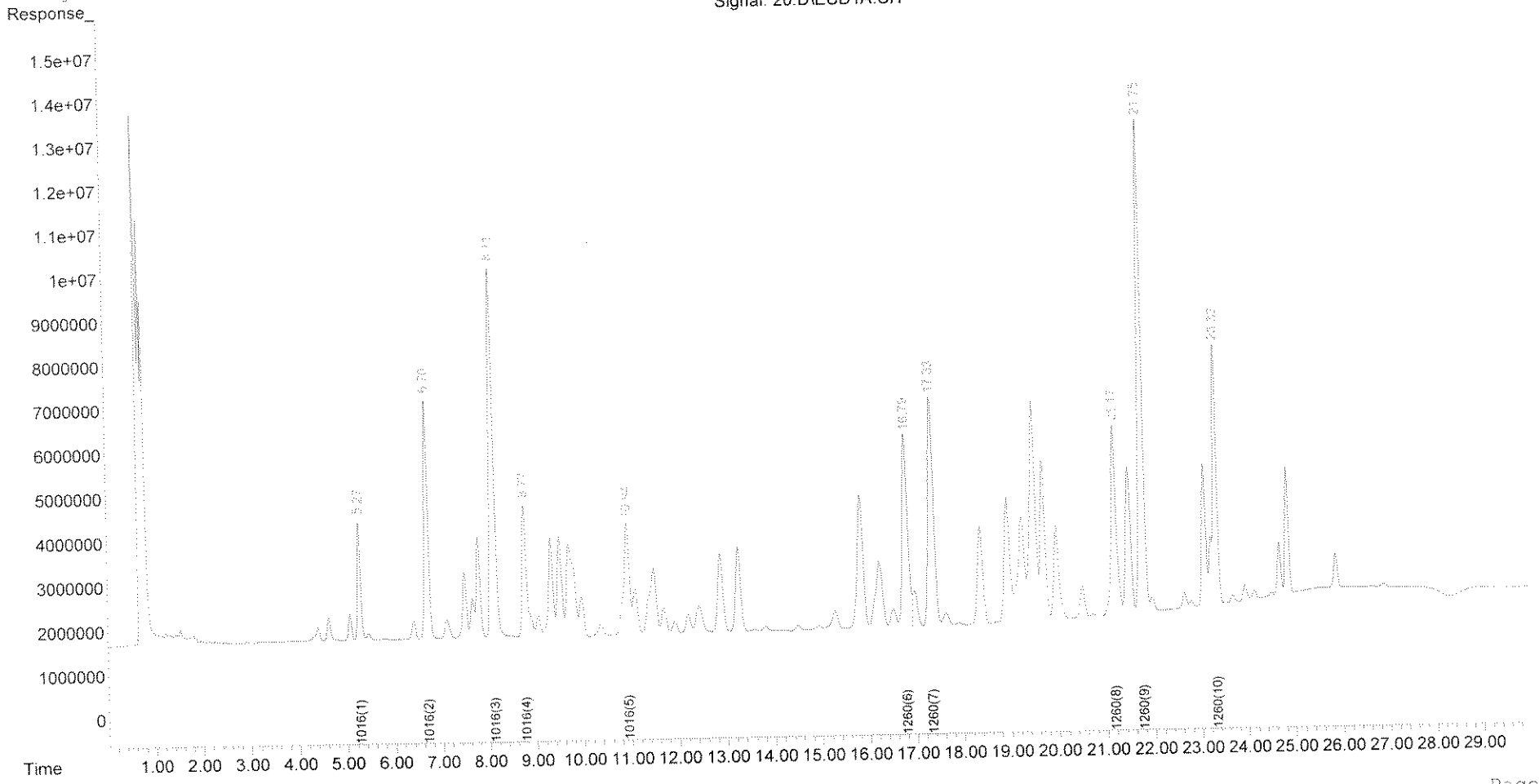

Response Factor Report gc7

Method : C:\MSDCHEM\1\METHODS\1221F101608.M (Chemstation Integrator)
Title :
Last Update : Tue Oct 21 15:26:40 2008

Calibration Files
0.5 =42.D 1.0 =40.D 3.0 =46.D
6.0 =44.D 9.0 =50.D 100 =90.D

	Compound	0.5	1.0	3.0	6.0	9.0	100	Avg	%RSD
1) S	decachlorobiphen						4.839	4.839 E7	0.00
2) L1	1221(1)	8.418	8.160	7.761	6.889	6.741		7.594 E7	9.88
3) L1	1221(2)	1.109	1.040	1.060	0.978	0.986		1.035 E8	5.24
4) L1	1221(3)	7.060	6.679	6.648	6.189	6.174		6.550 E7	5.70
5) L1	1221(4)	2.354	2.172	2.154	1.986	1.993		2.132 E8	7.12

(#) = Out of Range

1221F101608.M Wed Mar 11 14:51:32 2009

Quantitation Report (QT Reviewed)

Data File : C:\MSDCHEM\1\DATA\030909F\15.D Vial: 15
Acq On : 09 Mar 2009 11:11 pm Operator: K.B.
Sample : 1221 1.0 Inst : gc7
Misc : Multiplr: 1.00
IntFile : EVENTS3.E
Quant Time: Mar 10 09:58:32 2009 Quant Results File: 1221F101608.RES

Quant Method : C:\MSDCHEM\1...\1221F101608.M (Chemstation Integrator)
Title :
Last Update : Tue Oct 21 15:26:40 2008
Response via : Initial Calibration
DataAcq Meth : PCBSF.M

Volume Inj. :
Signal Phase :
Signal Info :

Compound	R.T.	Response	Conc Units
System Monitoring Compounds			
1) S decachlorobiphenyl	0.00	0	N.D.
Target Compounds			
2) L1 1221(1)	2.92	23584549	0.288 ppb
3) L1 1221(2)	4.63	27315247	0.253 ppb
4) L1 1221(3)	5.07	18303428	0.267 ppb
5) L1 1221(4)	5.27	58296450	0.261 ppb
Sum 1221(1)		127.5E6	1.069 ppb
Average 1221(1)			0.267 ppb

Quantitation Report (QT Reviewed)

Data File : C:\MSDCHEM\1\DATA\030909F\15.D
Acq On : 09 Mar 2009 11:11 pm
Sample : 1221 1.0
Misc :
IntFile : EVENTS3.E
Quant Time: Mar 10 9:58 2009 Quant Results File: 1221F101608.RES

Vial: 15
Operator: K.B.
Inst : gc7
Multiplr: 1.00

Quant Method : C:\MSDCHEM\1...\1221F101608.M (Chemstation Integrator)
Title :
Last Update : Tue Oct 21 15:26:40 2008
Response via : Single Level Calibration
DataAcq Meth : PCBSF.M

Volume Inj. :
Signal Phase :
Signal Info :

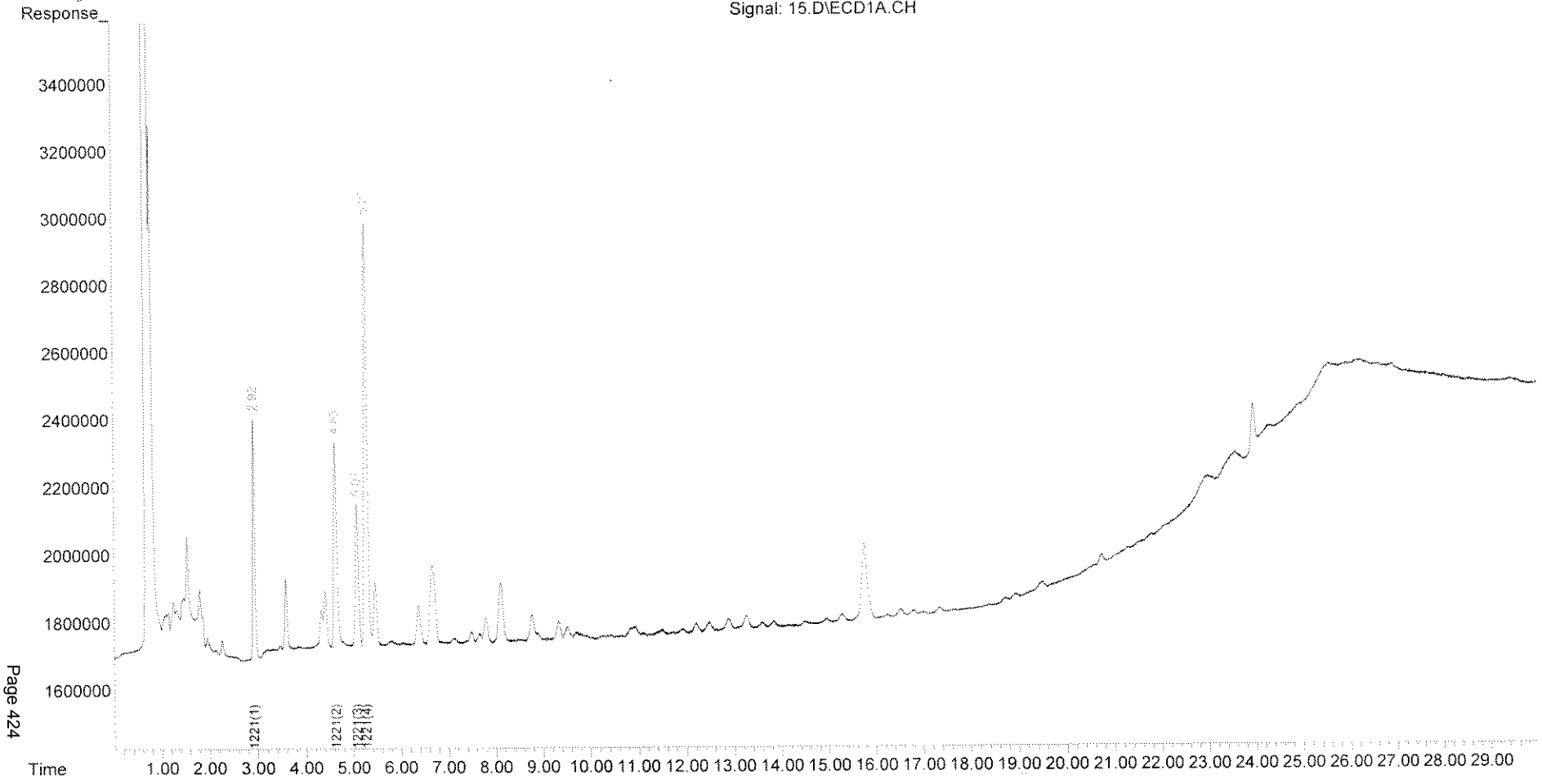

Response Factor Report gc7

Method : C:\MSDCHEM\1\METHODS\1254F022409.M (Chemstation Integrator)
Title :
Last Update : Thu Feb 26 14:26:09 2009

Calibration Files
0.5 =39.D 1.0 =40.D 3.0 =41.D
6.0 =42.D 9.0 =43.D 100 =10.D

	Compound	0.5	1.0	3.0	6.0	9.0	100	Avg	%RSD
1) S	decachlorobiphen						4.229	4.229 E7	0.00
2) L1	1254(1)	3.156	3.196	2.817	2.569	2.579		2.863 E8	10.56
3) L1	1254(2)	6.243	6.305	5.754	5.333	5.440		5.815 E8	7.69
4) L1	1254(3)	7.198	7.304	6.626	6.215	6.369		6.742 E8	7.24
5) L1	1254(4)	5.758	5.999	5.572	5.143	5.362		5.567 E8	5.99
6) L1	1254(5)	4.565	4.821	4.320	3.952	4.005		4.333 E8	8.52
7) L1	1254(6)	2.851	3.438	3.010	2.718	2.697		2.943 E8	10.32

(#) = Out of Range

1254F022409.M Wed Mar 11 14:47:03 2009

Quantitation Report (QT Reviewed)

Data File : C:\MSDCHEM\1\DATA\030909F\09.D Vial: 9
Acq On : 09 Mar 2009 7:52 pm Operator: K.B.
Sample : 1254 3.0 Inst : gc7
Misc : Multiplr: 1.00
IntFile : EVENTS3.E
Quant Time: Mar 10 09:56:07 2009 Quant Results File: 1254F022409.RES

Quant Method : C:\MSDCHEM\1...\1254F022409.M (Chemstation Integrator)
Title :
Last Update : Thu Feb 26 14:26:09 2009
Response via : Initial Calibration
DataAcq Meth : PCBSF.M

Volume Inj. :
Signal Phase :
Signal Info :

Compound	R.T.	Response	Conc	Units	
System Monitoring Compounds					
1) S decachlorobiphenyl	0.00	0	N.D.		
Target Compounds					
2) L1 1254(1)	9.51	144580036	0.537	ppb	m
3) L1 1254(2)	12.87	252796866	0.451	ppb	
4) L1 1254(3)	13.25	336415486	0.519	ppb	
5) L1 1254(4)	16.51	307754790	0.571	ppb	
6) L1 1254(5)	17.33	214580744	0.518	ppb	m
7) L1 1254(6)	18.93	153905669	0.545	ppb	
Sum 1254(1)		1410.0E6	3.142	ppb	
Average 1254(1)			0.524	ppb	

Quantitation Report (QT Reviewed)

Data File : C:\MSDCHEM\1\DATA\030909F\09.D
Acq On : 09 Mar 2009 7:52 pm
Sample : 1254 3.0
Misc :
IntFile : EVENTS3.E
Quant Time: Mar 10 9:57 2009 Quant Results File: 1254F022409.RES

Vial: 9
Operator: K.B.
Inst : gc7
Multiplr: 1.00

Quant Method : C:\MSDCHEM\1...\1254F022409.M (Chemstation Integrator)
Title :
Last Update : Thu Feb 26 14:26:09 2009
Response via : Single Level Calibration
DataAcq Meth : PCBSF.M

Volume Inj. :
Signal Phase :
Signal Info :

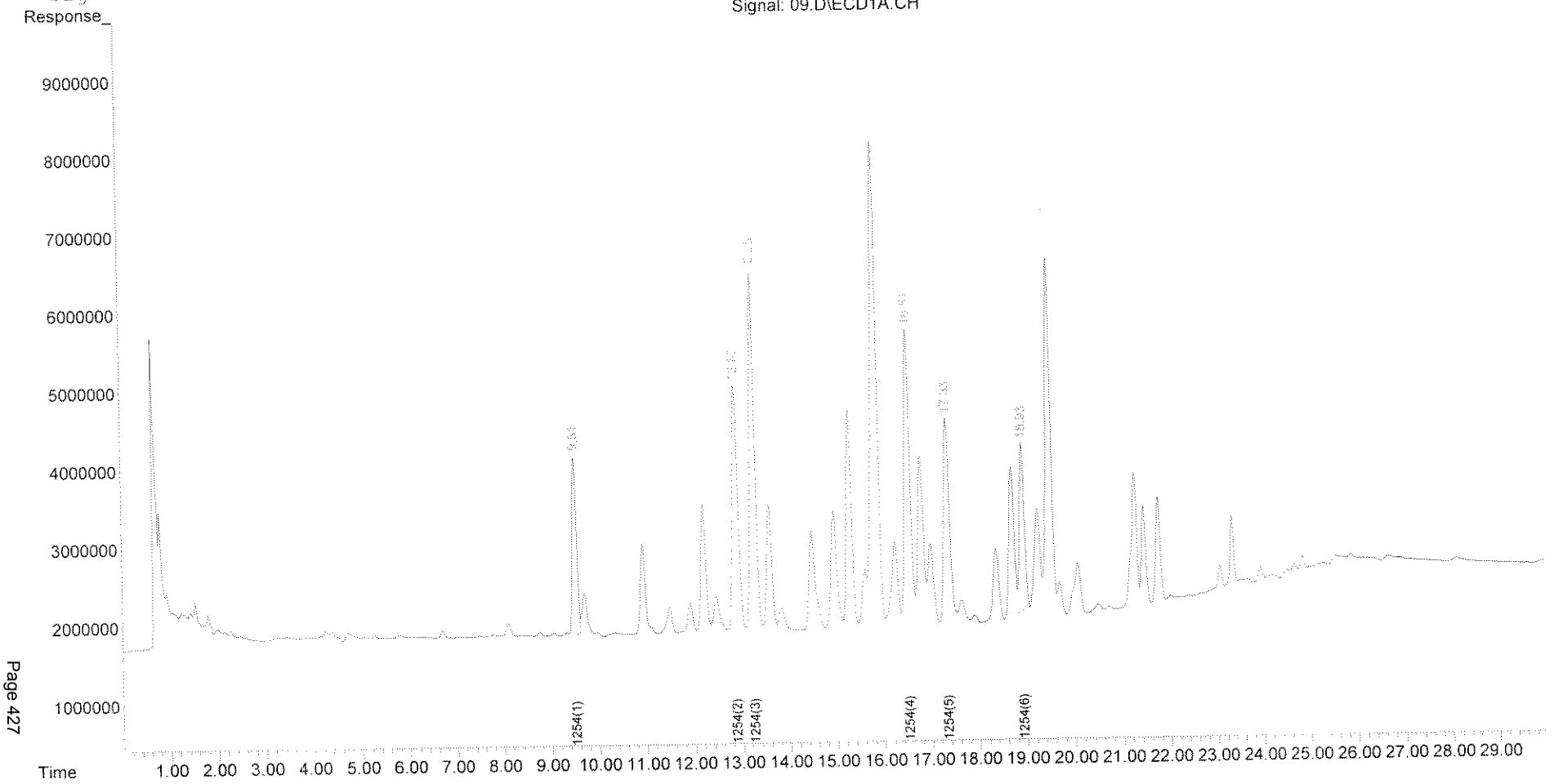

)9.D 1254F022409.M Wed Mar 11 14:47:26 2009

Quantitation Report (QT Reviewed)

Data File : C:\MSDCHEM\1\DATA\030909F\29.D Vial: 28
Acq On : 10 Mar 2009 6:56 am Operator: K.B.
Sample : 1254 1.0 Inst : gc7
Misc : Multiplr: 1.00
IntFile : EVENTS3.E
Quant Time: Mar 10 09:55:00 2009 Quant Results File: 1254F022409.RES

Quant Method : C:\MSDCHEM\1...\1254F022409.M (Chemstation Integrator)
Title :
Last Update : Thu Feb 26 14:26:09 2009
Response via : Initial Calibration
DataAcq Meth : PCBSF.M

Volume Inj. :
Signal Phase :
Signal Info :

Compound	R.T.	Response	Conc	Units	
System Monitoring Compounds					
1) S decachlorobiphenyl	0.00	0	N.D.		
Target Compounds					
2) L1 1254(1)	9.51	53699899	0.175	ppb	m
3) L1 1254(2)	12.88	106932471	0.177	ppb	
4) L1 1254(3)	13.25	124077751	0.179	ppb	
5) L1 1254(4)	16.52	103477418	0.182	ppb	m
6) L1 1254(5)	17.33	82727669	0.181	ppb	m
7) L1 1254(6)	18.93	58708841	0.184	ppb	m
Sum 1254(1)		529.6E6	1.078	ppb	
Average 1254(1)			0.180	ppb	

Quantitation Report (QT Reviewed)

Data File : C:\MSDCHEM\1\DATA\030909F\29.D
Acq On : 10 Mar 2009 6:56 am
Sample : 1254 1.0
Misc :
IntFile : EVENTS3.E
Quant Time: Mar 10 9:55 2009 Quant Results File: 1254F022409.RES

Vial: 28
Operator: K.B.
Inst : gc7
Multiplr: 1.00

Quant Method : C:\MSDCHEM\1...\1254F022409.M (Chemstation Integrator)
Title :
Last Update : Thu Feb 26 14:26:09 2009
Response via : Single Level Calibration
DataAcq Meth : PCBSF.M

Volume Inj. :
Signal Phase :
Signal Info :

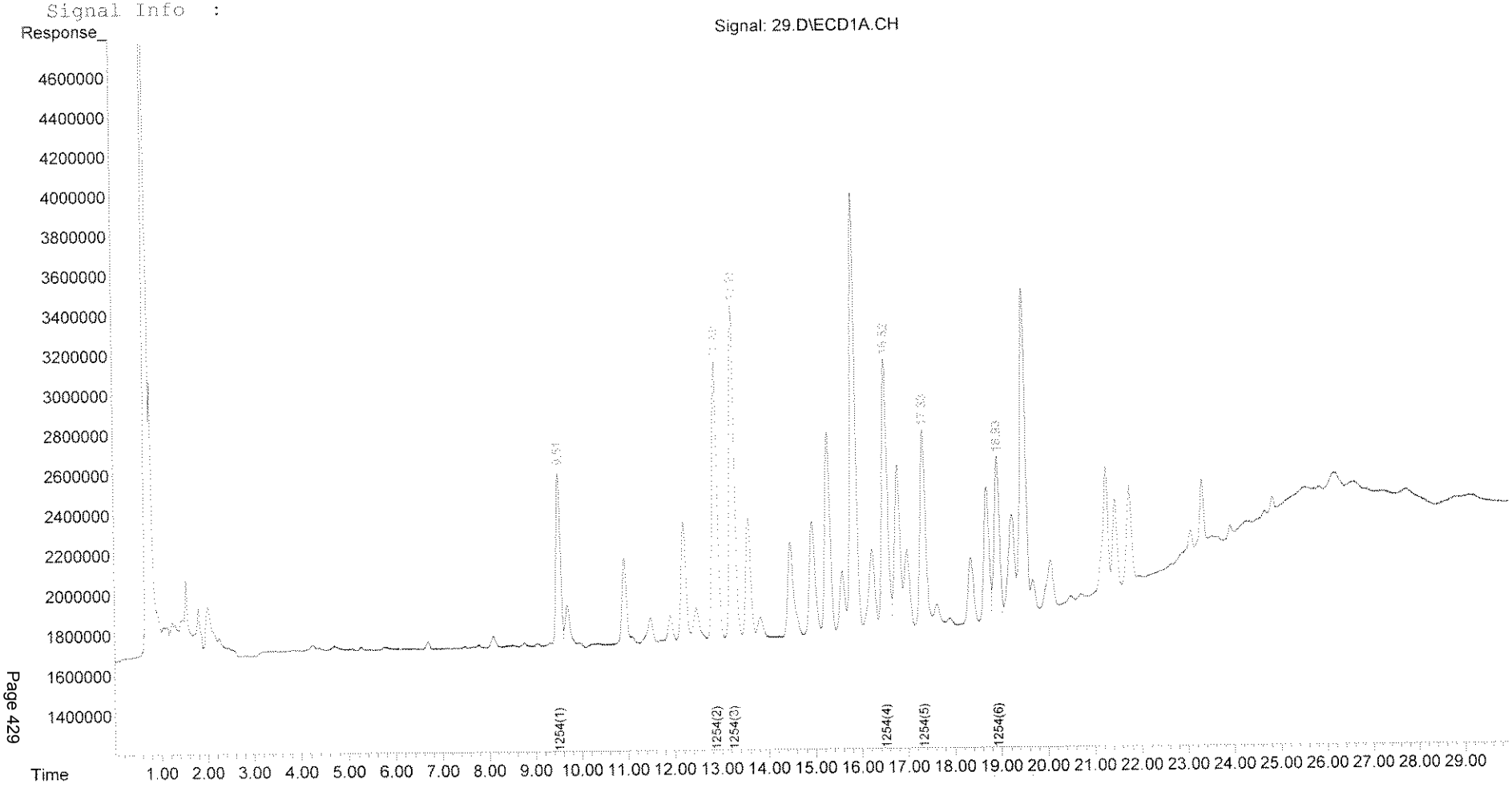

9.D 1254F022409.M Wed Mar 11 14:47:58 2009

Response Factor Report gc7

Method : C:\MSDCHEM\1\METHODS\1232F102708.M (Chemstation Integrator)
Title :
Last Update : Mon Oct 27 15:11:59 2008

Calibration Files
0.5 =42.D 1.0 =43.D 3.0 =44.D
6.0 =45.D 9.0 =46.D 100 =09.D

	Compound	0.5	1.0	3.0	6.0	9.0	100	Avg	%RSD
1) S	decachlorobiphen						4.905	4.905 E7	0.00
2) L1	1232(1)	2.281	2.551	2.304	2.433	2.514		2.417 E8	5.02
3) L1	1232(2)	5.068	5.498	5.169	4.730	4.925		5.078 E8	5.65
4) L1	1232(3)	1.610	1.850	1.593	1.441	1.468		1.592 E8	10.17
5) L1	1232(4)	2.194	2.439	2.296	2.060	2.115		2.221 E8	6.80
6) L1	1232(5)	1.723	1.864	1.694	1.557	1.680		1.704 E8	6.46
7) L1	1232(6)	1.502	1.639	1.652	1.509	1.572		1.575 E8	4.46

(#) = Out of Range

1232F102708.M Wed Mar 11 14:52:59 2009

Quantitation Report (QT Reviewed)

Data File : C:\MSDCHEM\1\DATA\030909F\19.D
Acq On : 10 Mar 2009 1:24 am
Sample : 1232 1.0
Misc :
IntFile : EVENTS3.E
Quant Time: Mar 10 10:02:31 2009 Quant Results File: 1232F102708.RES

Vial: 19
Operator: K.B.
Inst : gc7
Multiplr: 1.00

Quant Method : C:\MSDCHEM\1...\1232F102708.M (Chemstation Integrator)
Title :
Last Update : Mon Oct 27 15:11:59 2008
Response via : Initial Calibration
DataAcq Meth : PCBSF.M

Volume Inj. :
Signal Phase :
Signal Info :

Compound	R.T.	Response	Conc	Units	
System Monitoring Compounds					
1) S decachlorobiphenyl	26.87	234234723	4.776		
Target Compounds					
2) L1 1232(1)	5.27	40076312	0.174	ppb	
3) L1 1232(2)	8.11	81988737	0.155	ppb	
4) L1 1232(3)	8.77	27615688	0.160	ppb	m
5) L1 1232(4)	10.93	38402489	0.162	ppb	
6) L1 1232(5)	12.20	28885300	0.169	ppb	
7) L1 1232(6)	13.82	26870290	0.167	ppb	
Sum 1232(1)		243.8E6	0.987	ppb	
Average 1232(1)			0.165	ppb	

Quantitation Report (QT Reviewed)

Data File : C:\MSDCHEM\1\DATA\030909F\19.D
Acq On : 10 Mar 2009 1:24 am
Sample : 1232 1.0
Misc :
IntFile : EVENTS3.E
Quant Time: Mar 10 10:02 2009 Quant Results File: 1232F102708.RES

Vial: 19
Operator: K.B.
Inst : gc7
Multiplr: 1.00

Quant Method : C:\MSDCHEM\1...\1232F102708.M (Chemstation Integrator)
Title :
Last Update : Mon Oct 27 15:11:59 2008
Response via : Single Level Calibration
DataAcq Meth : PCBSF.M

Volume Inj. :
Signal Phase :
Signal Info :

Signal: 19.D\ECD1A.CH

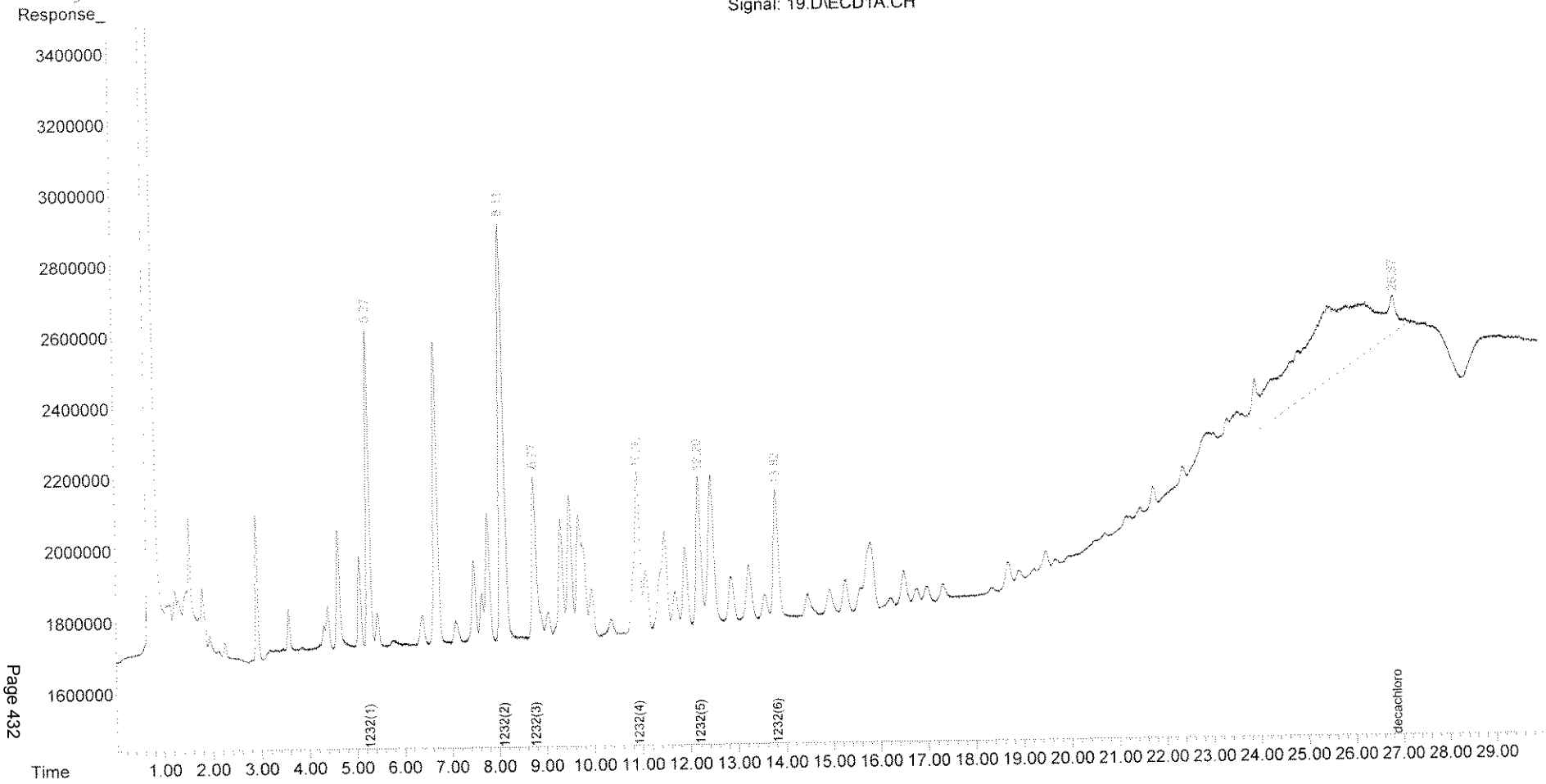

Response Factor Report gc7

Method : C:\MSDCHEM\1\METHODS\1242F012709.M (Chemstation Integrator)
Title :
Last Update : Wed Jan 28 10:59:12 2009

Calibration Files
0.5 =40.D 1.0 =38.D 3.0 =44.D
6.0 =42.D 9.0 =46.D 100 =14.D

	Compound	0.5	1.0	3.0	6.0	9.0	100	Avg	%RSD
1) S	decachlorobiphen						4.410	4.410 E7	0.00
2) L1	1242(1)	4.764	4.964	4.249	4.177	4.357		4.502 E8	7.63
3) L1	1242(2)	8.412	9.177	8.182	8.276	8.826		8.575 E8	4.86
4) L1	1242(3)	2.043	2.147	1.920	1.880	2.048		2.008 E8	5.35
5) L1	1242(4)	3.808	4.181	3.563	3.437	3.545		3.707 E8	8.03
6) L1	1242(5)	3.610	3.948	3.545	3.436	3.562		3.620 E8	5.35
7) L1	1242(6)	2.751	3.180	2.782	2.777	2.912		2.880 E8	6.20

(#) = Out of Range

1242F012709.M Wed Mar 11 14:56:30 2009

Quantitation Report (QT Reviewed)

Data File : C:\MSDCHEM\1\DATA\030909F\21.D Vial: 20
Acq On : 10 Mar 2009 2:30 am Operator: K.B.
Sample : 1242 1.0 Inst : gc7
Misc : Multiplr: 1.00
IntFile : events3.e
Quant Time: Mar 10 10:04:04 2009 Quant Results File: 1242F012709.RES

Quant Method : C:\MSDCHEM\1...\1242F012709.M (Chemstation Integrator)
Title :
Last Update : Wed Jan 28 10:59:12 2009
Response via : Initial Calibration
DataAcq Meth : PCBSF.M

Volume Inj. :
Signal Phase :
Signal Info :

	Compound	R.T.	Response	Conc	Units	
	System Monitoring Compounds					
1)	S decachlorobiphenyl	0.00	0	N.D.		
	Target Compounds					
2)	L1 1242(1)	6.70	85437148	0.192	ppb	
3)	L1 1242(2)	8.11	156808732	0.191	ppb	
4)	L1 1242(3)	9.33	37863582	0.197	ppb	m
5)	L1 1242(4)	10.93	70602526	0.188	ppb	
6)	L1 1242(5)	12.47	66288180	0.183	ppb	
7)	L1 1242(6)	13.82	53262394	0.189	ppb	
	Sum 1242(1)		470.3E6	1.140	ppb	
	Average 1242(1)			0.190	ppb	

Quantitation Report (QT Reviewed)

Data File : C:\MSDCHEM\1\DATA\030909F\21.D
Acq On : 10 Mar 2009 2:30 am
Sample : 1242 1.0
Misc :
IntFile : events3.e
Quant Time: Mar 10 10:04 2009 Quant Results File: 1242F012709.RES

Vial: 20
Operator: K.B.
Inst : gc7
Multiplr: 1.00

Quant Method : C:\MSDCHEM\1...\1242F012709.M (Chemstation Integrator)
Title :
Last Update : Wed Jan 28 10:59:12 2009
Response via : Single Level Calibration
DataAcq Meth : PCBSF.M

Volume Inj. :
Signal Phase :
Signal Info :

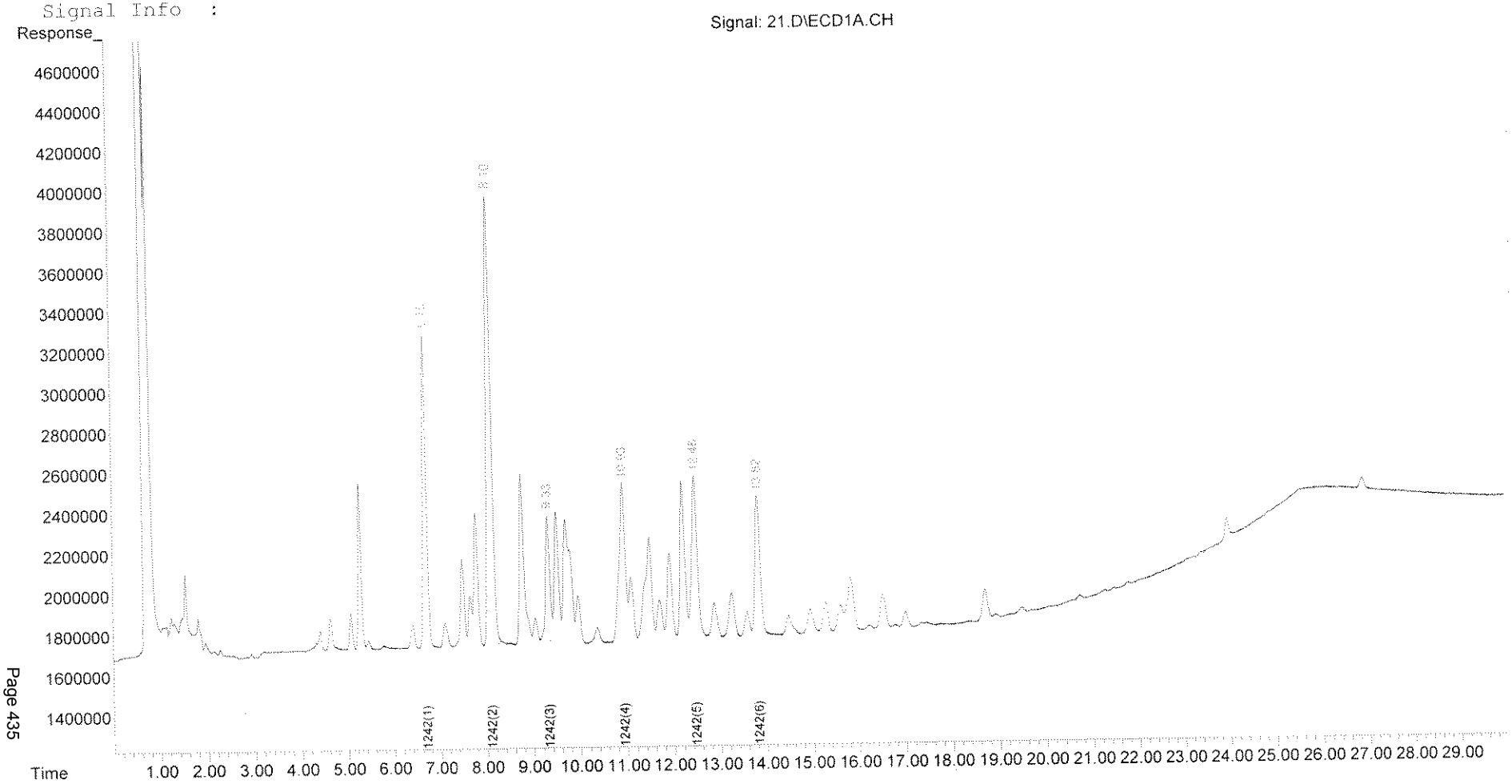

Response Factor Report gc7

Method : C:\MSDCHEM\1\METHODS\1248F012709.M (Chemstation Integrator)
Title :
Last Update : Wed Jan 28 11:09:54 2009

Calibration Files
0.5 =54.D 1.0 =60.D 3.0 =58.D
6.0 =64.D 9.0 =62.D 100 =14.D

	Compound	0.5	1.0	3.0	6.0	9.0	100	Avg	%RSD
1) S	decachlorobiphen						4.410	4.410 E7	0.00
2) L1	1248(1)	6.024	6.026	5.491	5.212	5.488		5.648 E8	6.41
3) L1	1248(2)	5.933	5.761	5.243	4.810	4.970		5.344 E8	9.15
4) L1	1248(3)	4.947	4.998	4.611	4.228	4.346		4.626 E8	7.48
5) L1	1248(4)	5.912	5.999	5.489	5.072	5.297		5.554 E8	7.14
6) L1	1248(5)	5.041	5.069	4.714	4.430	4.638		4.778 E8	5.72
7) L1	1248(6)	2.293	2.285	2.265	1.954	2.040		2.167 E8	7.33

(#) = Out of Range

1248F012709.M Wed Mar 11 14:59:04 2009

Quantitation Report (QT Reviewed)

Data File : C:\MSDCHEM\1\DATA\030909F\26.D Vial: 25
Acq On : 10 Mar 2009 5:16 am Operator: K.B.
Sample : 1248 1.0 Inst : gc7
Misc : Multiplr: 1.00
IntFile : EVENTS1.E
Quant Time: Mar 10 09:52:06 2009 Quant Results File: 1248F103108.RES

Quant Method : C:\MSDCHEM\1...\1248F103108.M (Chemstation Integrator)
Title :
Last Update : Fri Nov 14 10:21:26 2008
Response via : Initial Calibration
DataAcq Meth : PCBSF.M

Volume Inj. :
Signal Phase :
Signal Info :

Compound	R.T.	Response	Conc	Units	
System Monitoring Compounds					
1) S decachlorobiphenyl	0.00	0	N.D.		
Target Compounds					
2) L1 1248(1)	8.10	102213176	0.184	ppb	
3) L1 1248(2)	10.93	95637589	0.197	ppb	
4) L1 1248(3)	11.49	81288928	0.207	ppb	
5) L1 1248(4)	12.20	95575911	0.164	ppb	m
6) L1 1248(5)	13.82	83517169	0.185	ppb	
7) L1 1248(6)	16.52	37731280	0.190	ppb	m
Sum 1248(1)		496.0E6	1.128	ppb	
Average 1248(1)			0.188	ppb	

Quantitation Report (QT Reviewed)

Data File : C:\MSDCHEM\1\DATA\030909F\26.D
Acq On : 10 Mar 2009 5:16 am
Sample : 1248 1.0
Misc :
IntFile : EVENTS1.E
Quant Time: Mar 10 9:52 2009 Quant Results File: 1248F103108.RES

Vial: 25
Operator: K.B.
Inst : gc7
Multiplr: 1.00

Quant Method : C:\MSDCHEM\1...\1248F103108.M (Chemstation Integrator)
Title :
Last Update : Fri Nov 14 10:21:26 2008
Response via : Single Level Calibration
DataAcq Meth : PCBSF.M

Volume Inj. :
Signal Phase :
Signal Info :

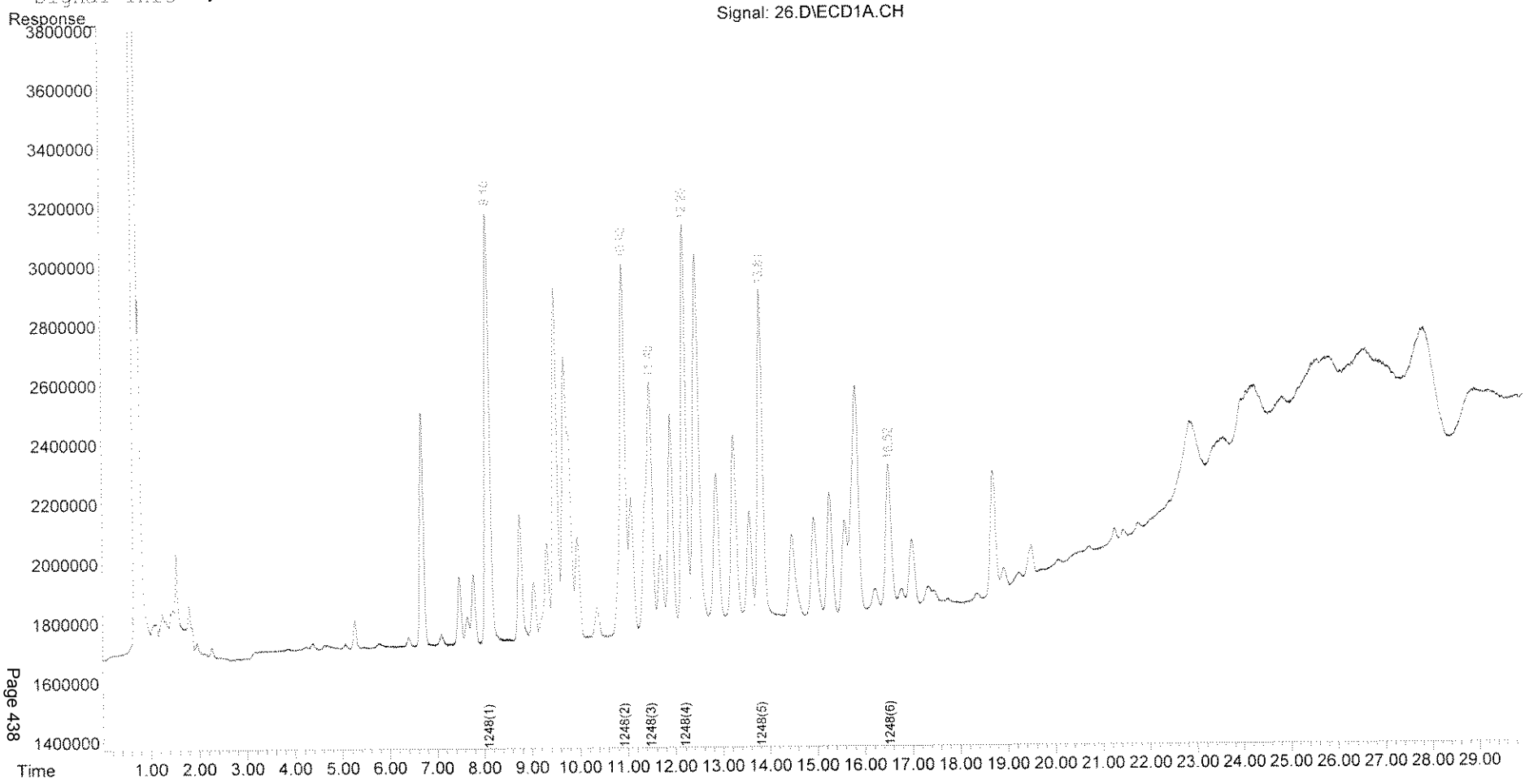

Extraction logbook copy

DATE	Sample ID	Matrix	Sample wt./ Volume	Final Vol.	Vial ID + Dilution	Method	Init. pH	Fin. pH	Con
3-6-09	Pest LCS	W	1000.0mL	10.0mL	LCS x1	Pest	~7	~7	10 2m 4.24-0
	0768.01	↓	↓	↓	0768.01 x1	↓	↓	↓	
	0790	W	1000.0mL	10.0mL	0790 x1	Pest	~7	~7	
3-6-09	Pest Blk	S	25.0g		Blk x40		N/A	N/A	
	Spk				Spk x40				1.0
	Spk				Spk x40				2-
	LCS		25.0g	10.0mL	LCS x40				exp
	0814	S	5.0g	2.0mL	0814 x40	Pest	N/A	N/A	61 50
3-6-09	OPENED	MeCl2 ICB LOT 68855				PCB	~7	~7	
3-9-09	PCB Blk	W	1000.0mL	1.0mL	Blk x0.1				
	Spk				Spk x0.1				0.
	Spk		↓		Spk x0.1				1-
	LCS		1000.0mL		LCS x0.1				ex
	0789.01		2000.0mL		0789.01 x0.05				6
	0790	W	2000.0mL	1.0mL	0790 x0.05	PCB	~7	~7	
3-9-09	BN Blk	S	33.3g		Blk x30	BN	N/A	N/A	
	Spk				Spk x30				
	Spk				Spk x30				
	LCS				LCS x30				
	0833.01				0833.01 x30				
	.02				0833.02 x30				
	.03				0833.03 x30				
	.04				0833.04 x30				
	.05				0833.05 x30				
	.06	S	33.3g	1.0mL	0833.06 x30	BN	N/A	N/A	
3-9-09	BCTPH Blk	W	1000.0mL		Blk x1	BCTPH	~7	~7	
	Spk				Spk x1				5
	Spk				Spk x1				D
	LCS				LCS x1				ex
	0790	W	1000.0mL	1.0mL	0790 x1	BCTPH	~7	~7	

Comments	ASE/Sonic #	Surrogate Added	Analyst	Sample ID
1.0 RMP 2-24-09 Exp. 8-24-09	N/A	50.0 µL Pest	JS/RS	Pest LCS
	N/A	50.0 µL Pest	JS/RS	0768.01
	ASE 2		JS	0790
1.0 RMP 2-24-09 exp. 8-24-09 6% 15% 50%				Pest Blk
				Spk
				Spk
6% 50% 15%	ASE 2	50.0 µL Pest		LCS
		10.0 µL Pest	JS	0814
	~~N/A~~	~~5.0 µL PCB~~	~~JS/RS~~	~~PCB Blk~~
	N/A	5.0 µL PCB	JS/RS	Blk
0.4101b 6% 1-29-09 6% exp. 7-29-09				Spk
				~~LCS~~ Spk
6%				~~0789.01~~ LCS
	N/A			0789.01
		5.0 µL PCB	JS/RS	0790
	ASE 2	100.0 µL BN	JS	BN Blk
				Spk
				Spk
				LCS
				0833.01
				.02
				.03
				.04
				.05
	ASE 2	100.0 µL BN	JS	.06
	N/A	20.0 µL DRO	JS/RS	6 CTPA Blk
500 ppb Diesel Fuel exp. 3-29-09				Spk
				Spk
				LCS
	N/A	20.0 µL DRO	JS/RS	0790

Sequence Name: C:\MSDCHEM\1\SEQUENCE\030909.S
Comment:
Operator: K.B.
Data Path: C:\MSDchem\1\DATA\030909f\
Pre-Seq Cmd:
Post-Seq Cmd:

Method Sections To Run
(X) Full Method
( ) Reprocessing Only

On A Barcode Mismatch
(X) Inject Anyway
( ) Don't Inject

Line	Type	Vial	DataFile	Method	Sample Name
1	Sample	1	01	PCBSF	1248 3.0
2	Sample	2	02	PCBSF	1254 3.0
3	Sample	3	03	PCBSF	1016/1260 0.5
4	Sample	4	04	PCBSF	1016/1260 1.0
5	Sample	5	05	PCBSF	1016/1260 3.0
6	Sample	6	06	PCBSF	1016/1260 6.0
7	Sample	7	07	PCBSF	1016/1260 9.0
8	Sample	8	08	PCBSF	pcb surr std
9	Sample	9	09	PCBSF	1254 3.0
10	Sample	10	10	PCBSF	met bl x0.1 3/9/09
11	Sample	11	11	PCBSF	0.4 1016 lcs nc x0.1
12	Sample	12	12	PCBSF	1016 ref
13	Sample	13	13	PCBSF	1260 ref
14	Sample	14	14	PCBSF	0790 6% x0.05
15	Sample	15	15	PCBSF	1221 1.0
16	Sample	16	16	PCBSF	0.4 1016 spike 6% x0.1
17	Sample	17	17	PCBSF	0.4 1016 dp spike 6% x0.1
18	Sample	18	18	PCBSF	0789.01 6% x0.05
19	Sample	19	19	PCBSF	1232 1.0
20	Sample	5	20	PCBSF	1016/1260 3.0
21	Sample	20	21	PCBSF	1242 1.0
22	Sample	21	22	PCBSF	met bl x0.1 3/4/09
23	Sample	22	23	PCBSF	0.4 1260 lcs nc x0.1
24	Sample	23	24	PCBSF	0768.01 6% x0.05
25	Sample	24	25	PCBSF	0704.04 6% x40
26	Sample	25	26	PCBSF	1248 1.0
27	Sample	26	27	PCBSF	0.4 1260 spike 6% x0.1
28	Sample	27	28	PCBSF	0.4 1260 dp spike 6% x0.1
29	Sample	28	29	PCBSF	1254 1.0
30	Sample	6	30	PCBSF	1016/1260 6.0

Quantitation Report (Not Reviewed)

Data File : C:\MSDchem\1\DATA\030909f\01.D Vial: 1
Acq On : 09 Mar 2009 3:26 pm Operator: K.B.
Sample : 1248 3.0 Inst : gc7
Misc : Multiplr: 1.00
IntFile : EVENTS3.E
Quant Time: Mar 09 15:56:17 2009 Quant Results File: PCBSF.RES

Quant Method : C:\MSDCHEM\1\METHODS\PCBSF.M (Chemstation Integrator)
Title :
Last Update : Mon Oct 27 10:19:31 2008
Response via : Initial Calibration
DataAcq Meth : PCBSF.M

Volume Inj. :
Signal Phase :
Signal Info :

Compound	R.T.	Response	Conc Units
System Monitoring Compounds			
1) S decachlorobiphenyl	26.89f	28579238	0.583
Target Compounds			
2) L1 1016(1)	5.28	11210276	0.031 ppb
3) L1 1016(2)	6.71	114727571	0.223 ppb
4) L1 1016(3)	8.11	297862972	0.297 ppb
5) L1 1016(4)	8.78	92077441	0.296 ppb
6) L1 1016(5)	10.95	267442401	0.800 ppb
Sum 1016(1)		783.3E6	1.648 ppb
Average 1016(1)			0.330 ppb
7) L2 1260(6)	16.79	28227282	0.019 ppb
8) L2 1260(7)	17.36	15181258	0.012 ppb
9) L2 1260(8)	21.27f	7359550	0.013 ppb
10) L2 1260(9)	21.77	6283021	0.017 ppb
11) L2 1260(10)	23.42	3782334	0.020 ppb
Sum 1260(6)		60833445	0.082 ppb
Average 1260(6)			0.016 ppb

(f)=RT Delta > 1/2 Window (m)=manual int.
01.D PCBSF.M Mon Mar 09 15:56:18 2009 Page 1

Quantitation Report (Not Reviewed)

Data File : C:\MSDchem\1\DATA\030909f\01.D Vial: 1
Acq On : 09 Mar 2009 3:26 pm Operator: K.B.
Sample : 1248 3.0 Inst : gc7
Misc : Multiplr: 1.00
IntFile : EVENTS3.E
Quant Time: Mar 9 15:56 2009 Quant Results File: PCBSF.RES

Quant Method : C:\MSDCHEM\1\METHODS\PCBSF.M (Chemstation Integrator)
Title :
Last Update : Mon Oct 27 10:19:31 2008
Response via : Single Level Calibration
DataAcq Meth : PCBSF.M

Volume Inj. :
Signal Phase :
Signal Info :

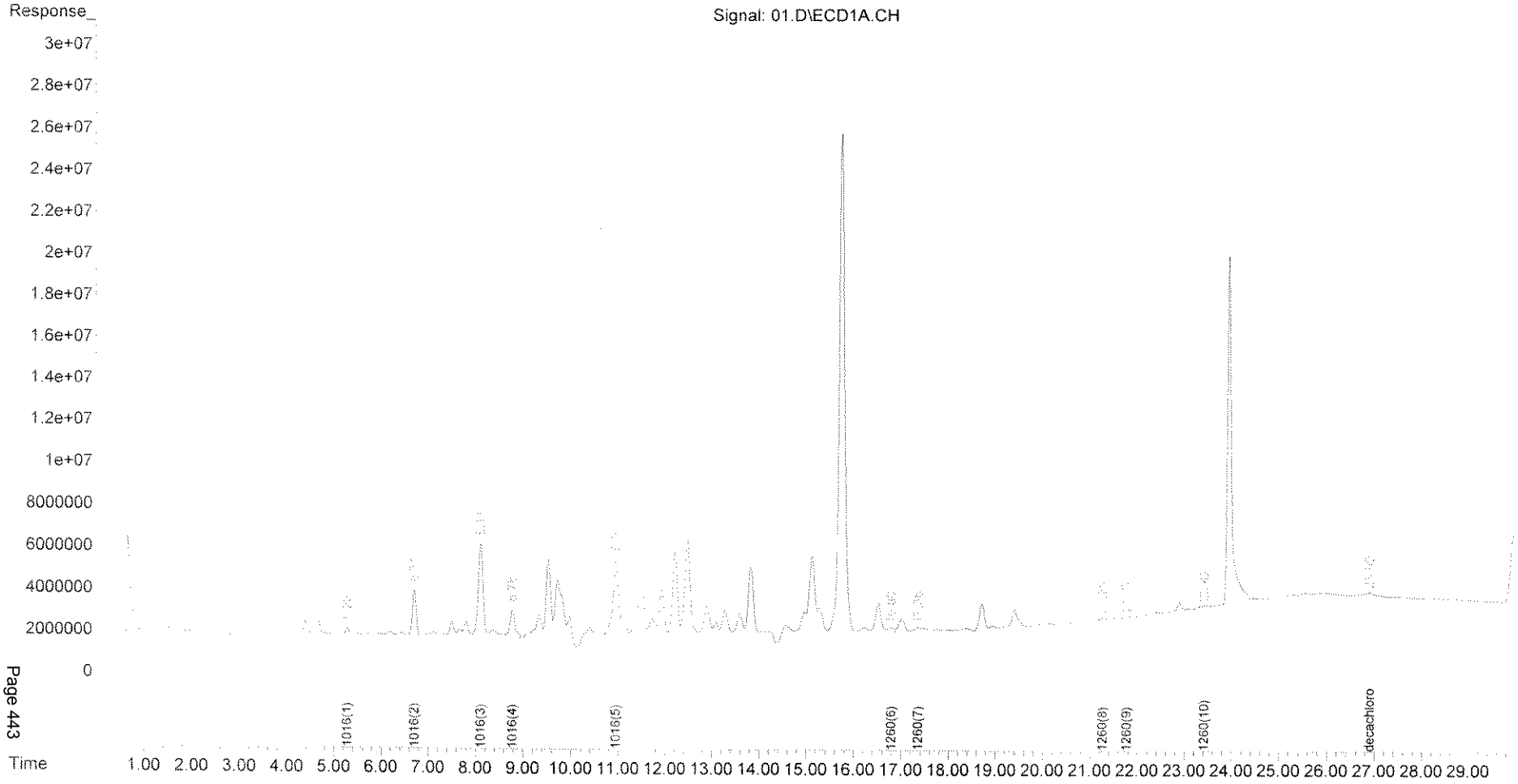

Page 443

Quantitation Report (Not Reviewed)

Data File : C:\MSDchem\1\DATA\030909f\02.D Vial: 2
Acq On : 09 Mar 2009 3:59 pm Operator: K.B.
Sample : 1254 3.0 Inst : gc7
Misc : Multiplr: 1.00
IntFile : EVENTS3.E
Quant Time: Mar 09 16:29:33 2009 Quant Results File: PCBSF.RES

Quant Method : C:\MSDCHEM\1\METHODS\PCBSF.M (Chemstation Integrator)
Title :
Last Update : Mon Oct 27 10:19:31 2008
Response via : Initial Calibration
DataAcq Meth : PCBSF.M

Volume Inj. :
Signal Phase :
Signal Info :

Compound	R.T.	Response	Conc	Units
System Monitoring Compounds				
1) S decachlorobiphenyl	0.00	0	N.D.	
Target Compounds				
2) L1 1016(1)	0.00	0	N.D.	ppb
3) L1 1016(2)	6.69	7885220	N.D.	ppb
4) L1 1016(3)	8.10	15466966	0.010	ppb
5) L1 1016(4)	0.00	0	N.D.	ppb
6) L1 1016(5)	10.94	86985959	0.244	ppb
Sum 1016(1)		102.5E6	0.249	ppb
Average 1016(1)			0.124	ppb
7) L2 1260(6)	16.79	184070975	0.300	ppb
8) L2 1260(7)	17.34	222706235	0.310	ppb
9) L2 1260(8)	21.26f	135198363	0.259	ppb
10) L2 1260(9)	21.76	95969786	0.091	ppb
11) L2 1260(10)	23.33	56747140	0.113	ppb
Sum 1260(6)		694.7E6	1.072	ppb
Average 1260(6)			0.214	ppb

(f)=RT Delta > 1/2 Window (m)=manual int.

Quantitation Report (Not Reviewed)

Data File : C:\MSDchem\1\DATA\030909f\02.D
Acq On : 09 Mar 2009 3:59 pm
Sample : 1254 3.0
Misc :
IntFile : EVENTS3.E
Quant Time: Mar 9 16:29 2009 Quant Results File: PCBSF.RES

Vial: 2
Operator: K.B.
Inst : gc7
Multiplr: 1.00

Quant Method : C:\MSDCHEM\1\METHODS\PCBSF.M (Chemstation Integrator)
Title :
Last Update : Mon Oct 27 10:19:31 2008
Response via : Single Level Calibration
DataAcq Meth : PCBSF.M

Volume Inj. :
Signal Phase :
Signal Info :

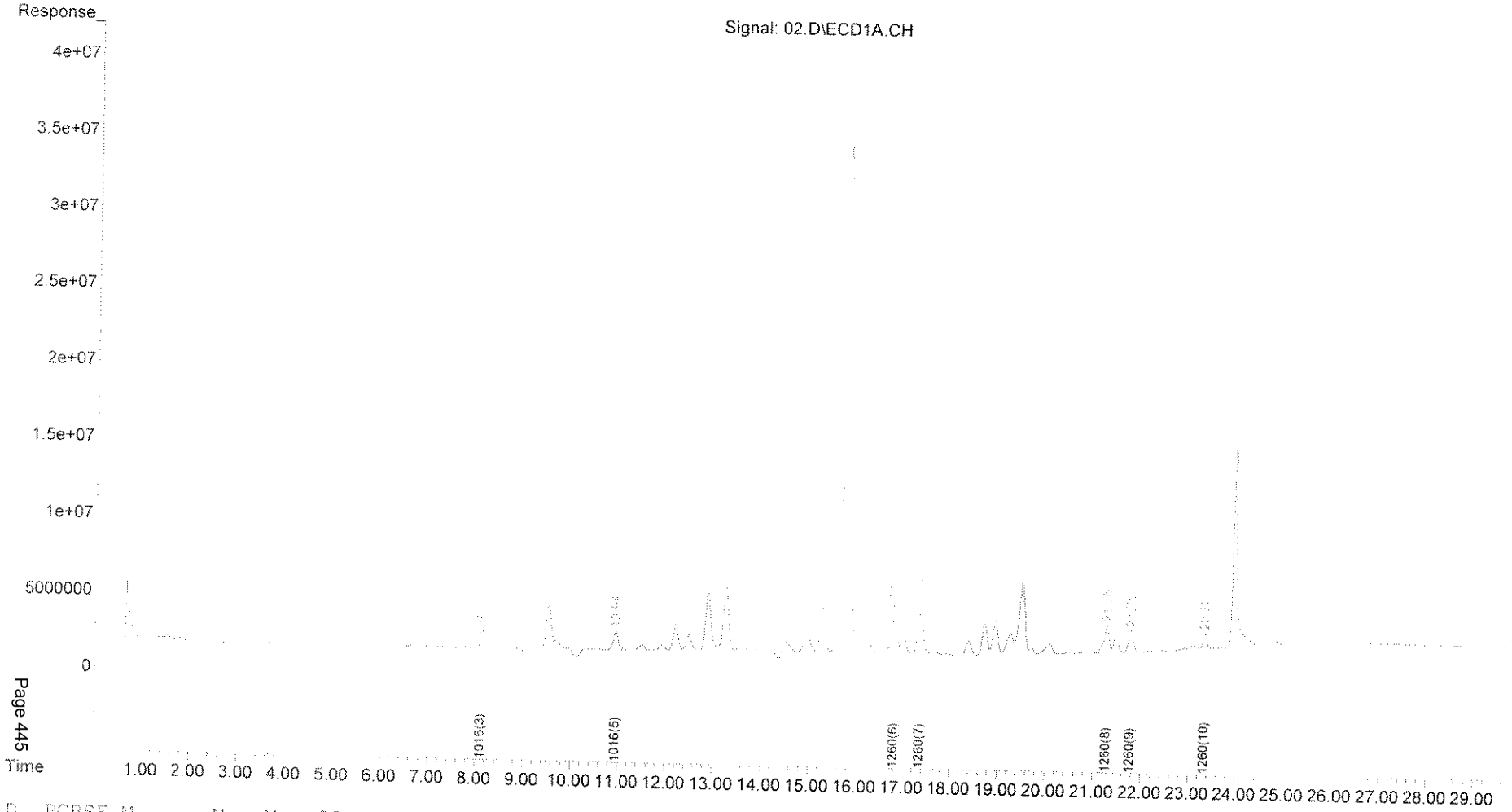

02.D PCBSF.M Mon Mar 09 16:29:34 2009

Quantitation Report (Not Reviewed)

Data File : C:\MSDchem\1\DATA\030909f\03.D
Acq On : 09 Mar 2009 4:32 pm
Sample : 1016/1260 0.5
Misc :
IntFile : EVENTS3.E
Quant Time: Mar 09 17:02:44 2009 Quant Results File: PCBSF.RES

Vial: 3
Operator: K.B.
Inst : gc7
Multiplr: 1.00

Quant Method : C:\MSDCHEM\1\METHODS\PCBSF.M (Chemstation Integrator)
Title :
Last Update : Mon Oct 27 10:19:31 2008
Response via : Initial Calibration
DataAcq Meth : PCBSF.M

Volume Inj. :
Signal Phase :
Signal Info :

Compound	R.T.	Response	Conc Units
System Monitoring Compounds			
1) S decachlorobiphenyl	0.00	0	N.D.
Target Compounds			
2) L1 1016(1)	5.27	21129512	0.086 ppb
3) L1 1016(2)	6.70	53200492	0.092 ppb
4) L1 1016(3)	8.11	95982320	0.092 ppb
5) L1 1016(4)	8.77	33490109	0.094 ppb
6) L1 1016(5)	10.93	35500828	0.085 ppb
Sum 1016(1)		239.3E6	0.448 ppb
Average 1016(1)			0.090 ppb
7) L2 1260(6)	16.79	60941337	0.078 ppb
8) L2 1260(7)	17.34	72809651	0.095 ppb
9) L2 1260(8)	21.17	51549593	0.098 ppb
10) L2 1260(9)	21.75	112756771	0.104 ppb
11) L2 1260(10)	23.32	55263966	0.110 ppb
Sum 1260(6)		353.3E6	0.485 ppb
Average 1260(6)			0.097 ppb

(f)=RT Delta > 1/2 Window (m)=manual int.

Quantitation Report (Not Reviewed)

Data File : C:\MSDchem\1\DATA\030909f\03.D
Acq On : 09 Mar 2009 4:32 pm
Sample : 1016/1260 0.5
Misc :
IntFile : EVENTS3.E
Quant Time: Mar 9 17:02 2009 Quant Results File: PCBSF.RES

Vial: 3
Operator: K.B.
Inst : gc7
Multiplr: 1.00

Quant Method : C:\MSDCHEM\1\METHODS\PCBSF.M (Chemstation Integrator)
Title :
Last Update : Mon Oct 27 10:19:31 2008
Response via : Single Level Calibration
DataAcq Meth : PCBSF.M

Volume Inj. :
Signal Phase :
Signal Info :

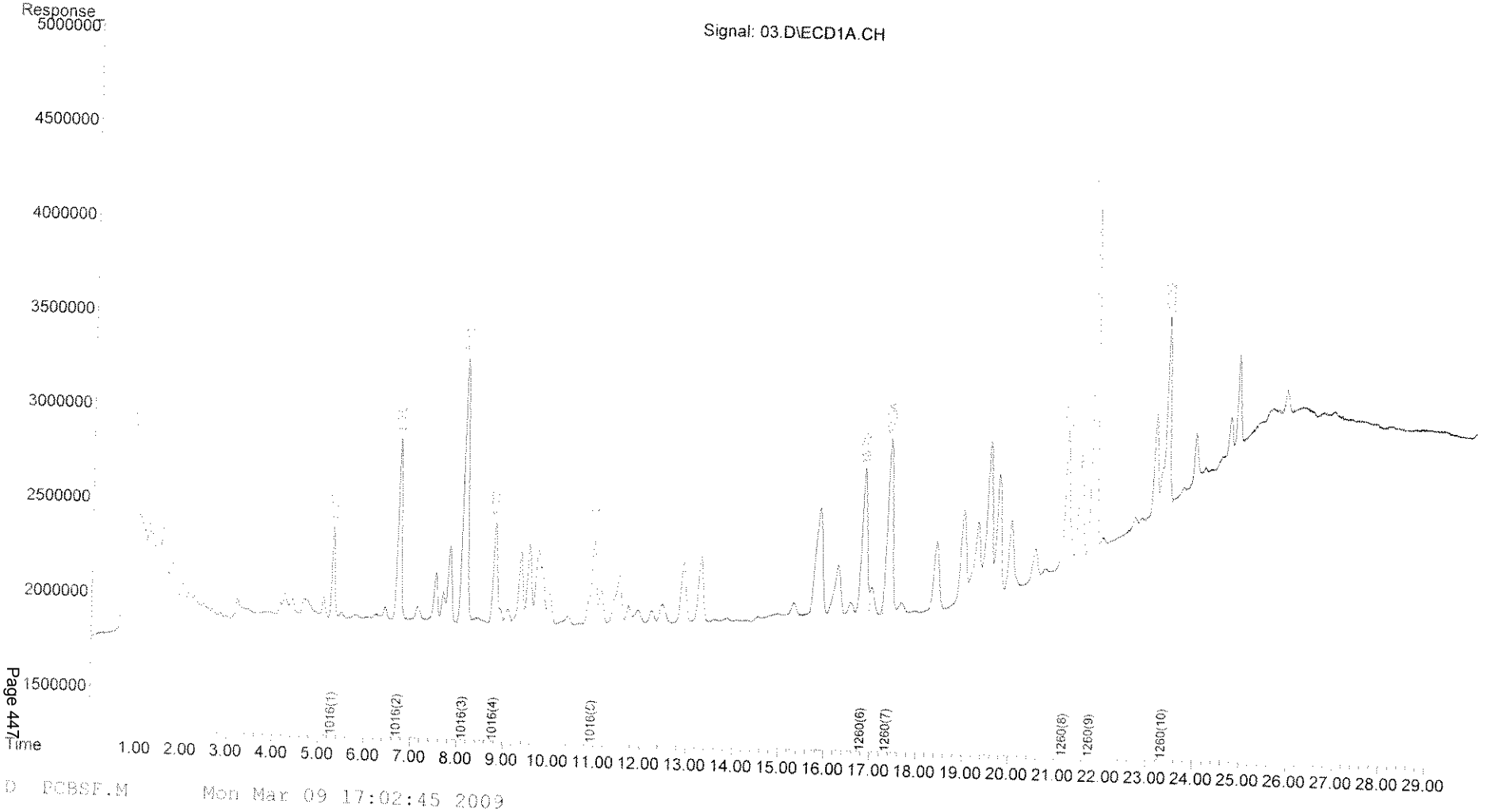

03.D PCBSF.M Mon Mar 09 17:02:45 2009

Quantitation Report (Not Reviewed)

Data File : C:\MSDchem\1\DATA\030909f\04.D
Acq On : 09 Mar 2009 5:05 pm
Sample : 1016/1260 1.0
Misc :
IntFile : EVENTS3.E
Vial: 4
Operator: K.B.
Inst : gc7
Multiplr: 1.00
Quant Time: Mar 09 17:35:51 2009 Quant Results File: PCBSF.RES

Quant Method : C:\MSDCHEM\1\METHODS\PCBSF.M (Chemstation Integrator)
Title :
Last Update : Mon Oct 27 10:19:31 2008
Response via : Initial Calibration
DataAcq Meth : PCBSF.M

Volume Inj. :
Signal Phase :
Signal Info :

Compound	R.T.	Response	Conc Units
System Monitoring Compounds			
1) S decachlorobiphenyl	0.00	0	N.D.
Target Compounds			
2) L1 1016(1)	5.27	43354368	0.207 ppb
3) L1 1016(2)	6.70	109221414	0.211 ppb
4) L1 1016(3)	8.11	200951496	0.199 ppb
5) L1 1016(4)	8.77	74152096	0.234 ppb
6) L1 1016(5)	10.94	75366368	0.208 ppb
Sum 1016(1)		503.0E6	1.059 ppb
Average 1016(1)			0.212 ppb
7) L2 1260(6)	16.79	131523657	0.205 ppb
8) L2 1260(7)	17.33	152437264	0.209 ppb
9) L2 1260(8)	21.16	111568468	0.213 ppb
10) L2 1260(9)	21.75	241397113	0.209 ppb
11) L2 1260(10)	23.33	119688254	0.222 ppb
Sum 1260(6)		756.6E6	1.060 ppb
Average 1260(6)			0.212 ppb

(f)=RT Delta > 1/2 Window (m)=manual int.
04.D PCBSF.M Mon Mar 09 17:35:52 2009

Quantitation Report (Not Reviewed)

Data File : C:\MSDchem\1\DATA\030909f\04.D
Acq On : 09 Mar 2009 5:05 pm
Sample : 1016/1260 1.0
Misc :
IntFile : EVENTS3.E
Quant Time: Mar 9 17:35 2009 Quant Results File: PCBSF.RES

Vial: 4
Operator: K.B.
Inst : gc7
Multiplr: 1.00

Quant Method : C:\MSDCHEM\1\METHODS\PCBSF.M (Chemstation Integrator)
Title :
Last Update : Mon Oct 27 10:19:31 2008
Response via : Single Level Calibration
DataAcq Meth : PCBSF.M

Volume Inj. :
Signal Phase :
Signal Info :

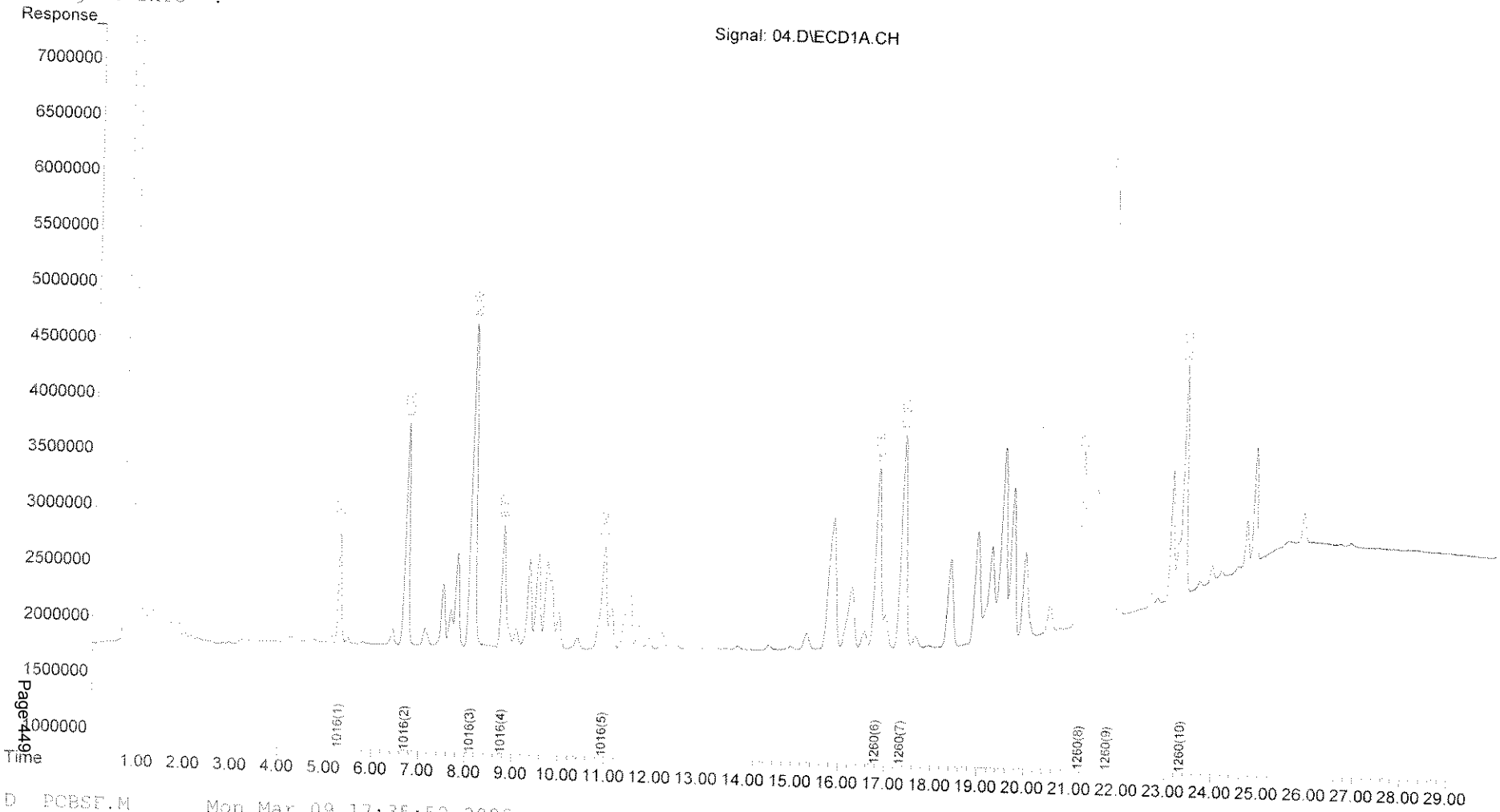

Page 449

04.D PCBSF.M Mon Mar 09 17:35:52 2009

Quantitation Report (Not Reviewed)

Data File : C:\MSDchem\1\DATA\030909f\05.D
Acq On : 09 Mar 2009 5:39 pm
Sample : 1016/1260 3.0
Misc :
IntFile : EVENTS3.E
Vial: 5
Operator: K.B.
Inst : gc7
Multiplr: 1.00
Quant Time: Mar 09 18:09:04 2009 Quant Results File: PCBSF.RES

Quant Method : C:\MSDCHEM\1\METHODS\PCBSF.M (Chemstation Integrator)
Title :
Last Update : Mon Oct 27 10:19:31 2008
Response via : Initial Calibration
DataAcq Meth : PCBSF.M

Volume Inj. :
Signal Phase :
Signal Info :

Compound	R.T.	Response	Conc Units
System Monitoring Compounds			
1) S decachlorobiphenyl	0.00	0	N.D.
Target Compounds			
2) L1 1016(1)	5.28	122849417	0.643 ppb
3) L1 1016(2)	6.70	303632642	0.625 ppb
4) L1 1016(3)	8.11	587118862	0.591 ppb
5) L1 1016(4)	8.77	208941771	0.701 ppb
6) L1 1016(5)	10.94	213561987	0.634 ppb
Sum 1016(1)		1436.1E6	3.195 ppb
Average 1016(1)			0.639 ppb
7) L2 1260(6)	16.79	358343810	0.615 ppb
8) L2 1260(7)	17.34	425462666	0.600 ppb
9) L2 1260(8)	21.17	317327703	0.609 ppb
10) L2 1260(9)	21.76	700993983	0.584 ppb
11) L2 1260(10)	23.33	342296841	0.611 ppb
Sum 1260(6)		2144.4E6	3.019 ppb
Average 1260(6)			0.604 ppb

(f)=RT Delta > 1/2 Window
(m)=manual int.
05.D PCBSF.M Mon Mar 09 18:09:05 2009

Quantitation Report (Not Reviewed)

Data File : C:\MSDchem\1\DATA\030909f\05.D
Acq On : 09 Mar 2009 5:39 pm
Sample : 1016/1260 3.0
Misc :
IntFile : EVENTS3.E
Quant Time: Mar 9 18:09 2009 Quant Results File: PCBSF.RES

Vial: 5
Operator: K.B.
Inst : gc7
Multiplr: 1.00

Quant Method : C:\MSDCHEM\1\METHODS\PCBSF.M (Chemstation Integrator)
Title :
Last Update : Mon Oct 27 10:19:31 2008
Response via : Single Level Calibration
DataAcq Meth : PCBSF.M

Volume Inj. :
Signal Phase :
Signal Info :

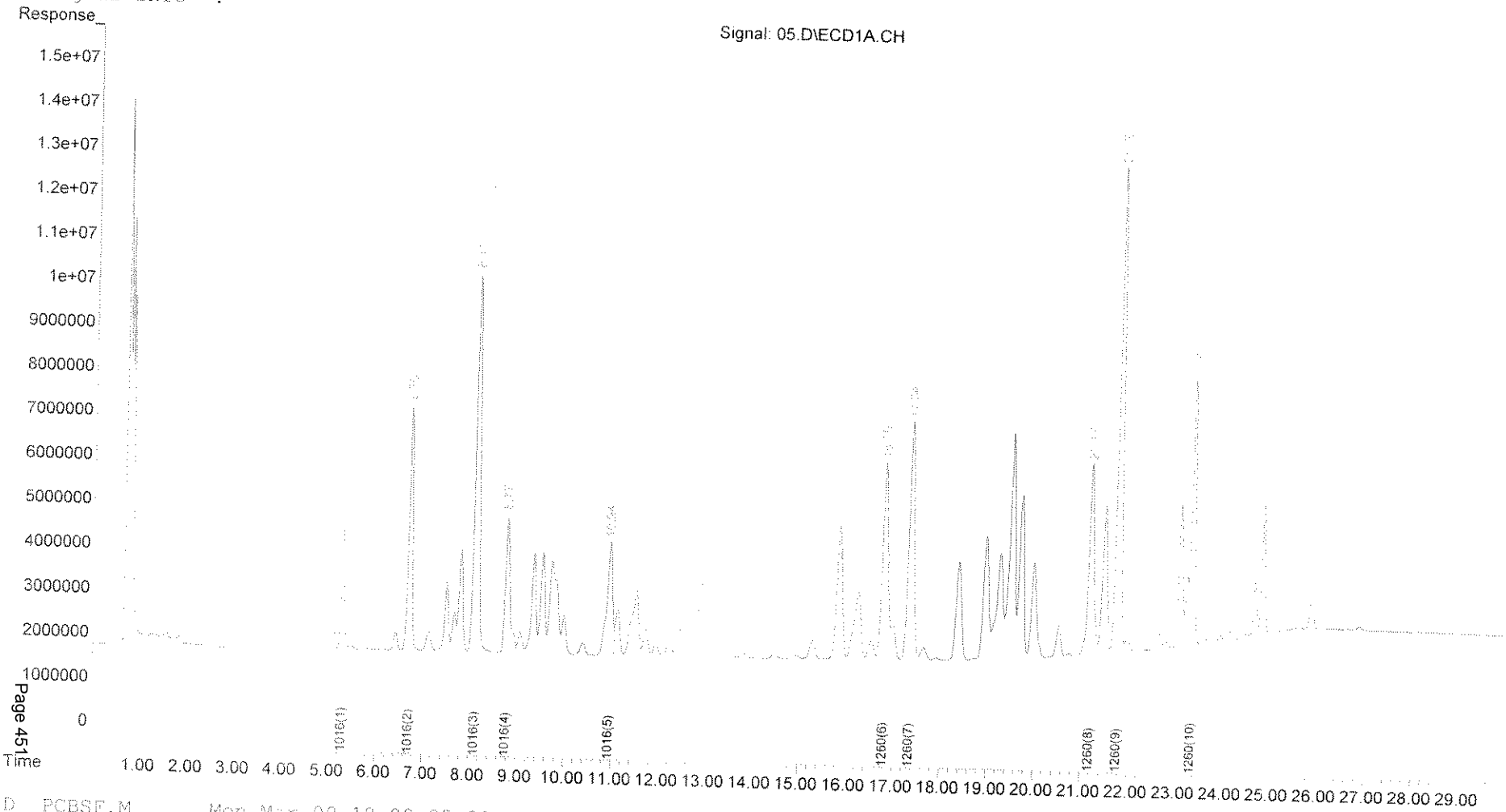

05.D PCBSF.M Mon Mar 09 18:09:05 2009

Quantitation Report (Not Reviewed)

Data File : C:\MSDchem\1\DATA\030909f\06.D
Acq On : 09 Mar 2009 6:12 pm
Sample : 1016/1260 6.0
Misc :
IntFile : EVENTS3.E
Quant Time: Mar 09 18:42:18 2009 Quant Results File: PCBSF.RES

Vial: 6
Operator: K.B.
Inst : gc7
Multiplr: 1.00

Quant Method : C:\MSDCHEM\1\METHODS\PCBSF.M (Chemstation Integrator)
Title :
Last Update : Mon Oct 27 10:19:31 2008
Response via : Initial Calibration
DataAcq Meth : PCBSF.M

Volume Inj. :
Signal Phase :
Signal Info :

Compound	R.T.	Response	Conc Units
System Monitoring Compounds			
1) S decachlorobiphenyl	26.87	9395624	0.192
Target Compounds			
2) L1 1016(1)	5.27	220168525	1.177 ppb
3) L1 1016(2)	6.70	550588444	1.150 ppb
4) L1 1016(3)	8.11	1101480013	1.114 ppb
5) L1 1016(4)	8.77	378690422	1.289 ppb
6) L1 1016(5)	10.94	386296319	1.167 ppb
Sum 1016(1)		2637.2E6	5.897 ppb
Average 1016(1)			1.179 ppb
7) L2 1260(6)	16.79	674759227	1.187 ppb
8) L2 1260(7)	17.34	808514256	1.150 ppb
9) L2 1260(8)	21.17	606334628	1.164 ppb
10) L2 1260(9)	21.75	1387402935	1.144 ppb
11) L2 1260(10)	23.33	785484089	1.384 ppb
Sum 1260(6)		4262.5E6	6.028 ppb
Average 1260(6)			1.206 ppb

(f)=RT Delta > 1/2 Window (m)=manual int.
06.D PCBSF.M Mon Mar 09 18:42:18 2009

Quantitation Report (Not Reviewed)

Data File : C:\MSDchem\1\DATA\030909f\06.D
Acq On : 09 Mar 2009 6:12 pm
Sample : 1016/1260 6.0
Misc :
IntFile : EVENTS3.E
Quant Time: Mar 9 18:42 2009 Quant Results File: PCBSF.RES

Vial: 6
Operator: K.B.
Inst : gc7
Multiplr: 1.00

Quant Method : C:\MSDCHEM\1\METHODS\PCBSF.M (Chemstation Integrator)
Title :
Last Update : Mon Oct 27 10:19:31 2008
Response via : Single Level Calibration
DataAcq Meth : PCBSF.M

Volume Inj. :
Signal Phase :
Signal Info :

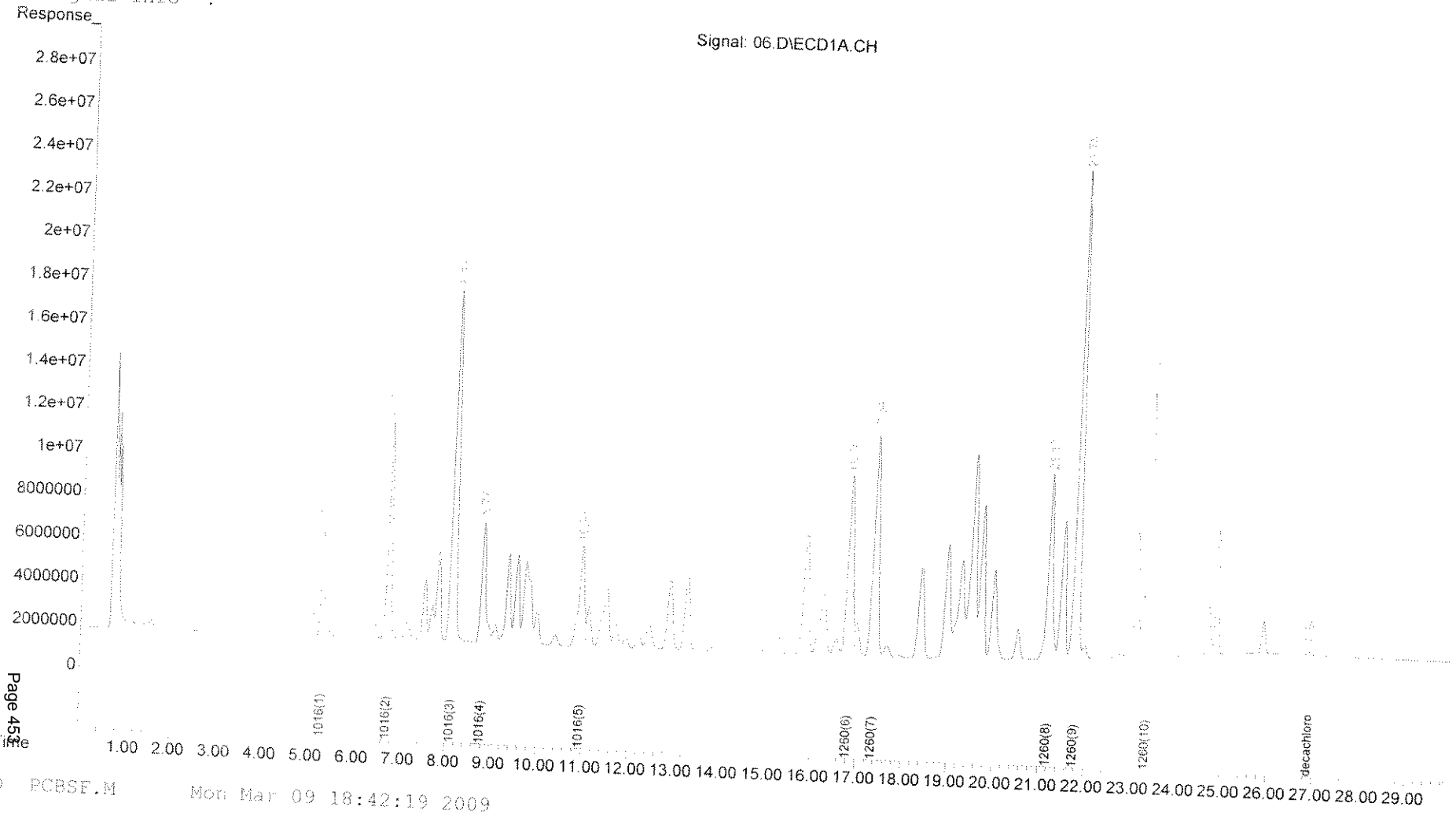

Page 452

06.D PCBSF.M Mon Mar 09 18:42:19 2009

Quantitation Report (Not Reviewed)

Data File : C:\MSDchem\1\DATA\030909f\07.D
Acq On : 09 Mar 2009 6:45 pm
Sample : 1016/1260 9.0
Misc :
IntFile : EVENTS3.E
Vial: 7
Operator: K.B.
Inst : gc7
Multiplr: 1.00
Quant Time: Mar 09 19:15:34 2009 Quant Results File: PCBSF.RES

Quant Method : C:\MSDCHEM\1\METHODS\PCBSF.M (Chemstation Integrator)
Title :
Last Update : Mon Oct 27 10:19:31 2008
Response via : Initial Calibration
DataAcq Meth : PCBSF.M

Volume Inj. :
Signal Phase :
Signal Info :

Compound	R.T.	Response	Conc Units
System Monitoring Compounds			
1) S decachlorobiphenyl	26.87	15330469	0.313
Target Compounds			
2) L1 1016(1)	5.27	328409131	1.771 ppb
3) L1 1016(2)	6.70	832089039	1.749 ppb
4) L1 1016(3)	8.11	1702837137	1.726 ppb
5) L1 1016(4)	8.77	576774958	1.974 ppb
6) L1 1016(5)	10.94	576682978	1.754 ppb
Sum 1016(1)		4016.8E6	8.975 ppb
Average 1016(1)			1.795 ppb
7) L2 1260(6)	16.79	1028407080	1.826 ppb
8) L2 1260(7)	17.34	1233932708	1.759 ppb
9) L2 1260(8)	21.16	931190540	1.788 ppb
10) L2 1260(9)	21.75	2159905919	1.774 ppb
11) L2 1260(10)	23.32	1220417404	2.143 ppb
Sum 1260(6)		6573.9E6	9.289 ppb
Average 1260(6)			1.858 ppb

(f)=RT Delta > 1/2 Window (m)=manual int.

Quantitation Report (Not Reviewed)

Data File : C:\MSDchem\1\DATA\030909f\07.D
Acq On : 09 Mar 2009 6:45 pm
Sample : 1016/1260 9.0
Misc :
IntFile : EVENTS3.E
Quant Time: Mar 9 19:15 2009 Quant Results File: PCBSF.RES

Vial: 7
Operator: K.B.
Inst : gc7
Multiplr: 1.00

Quant Method : C:\MSDCHEM\1\METHODS\PCBSF.M (Chemstation Integrator)
Title :
Last Update : Mon Oct 27 10:19:31 2008
Response via : Single Level Calibration
DataAcq Meth : PCBSF.M

Volume Inj. :
Signal Phase :
Signal Info :

Response_

Signal: 07.D\ECD1A.CH

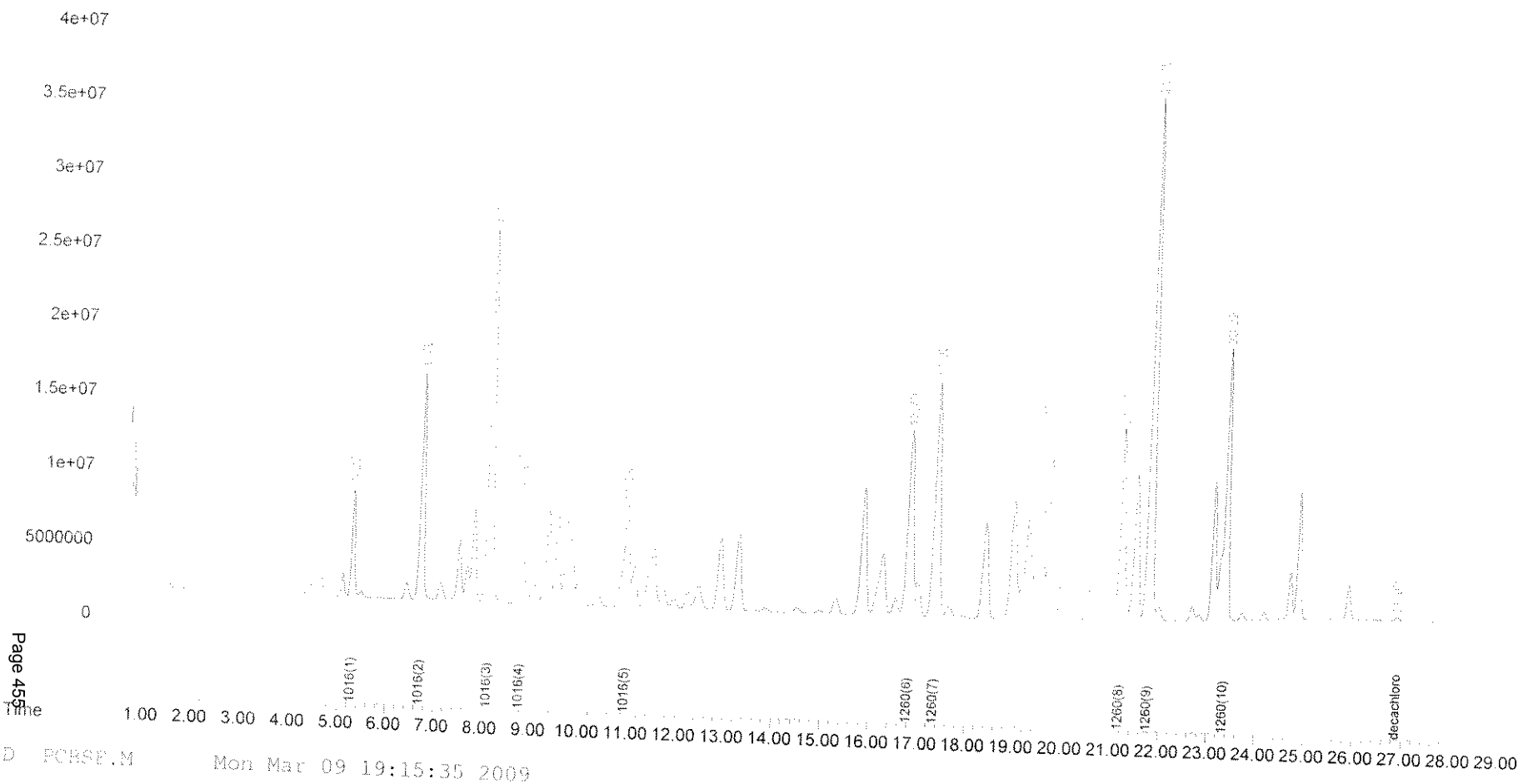

Page 455

07.D PCBSF.M Mon Mar 09 19:15:35 2009

Quantitation Report (Not Reviewed)

Data File : C:\MSDchem\1\DATA\030909f\08.D
Acq On : 09 Mar 2009 7:18 pm
Sample : pcb surr std
Misc :
IntFile : EVENTS3.E
Quant Time: Mar 09 19:48:46 2009 Quant Results File: PCBSF.RES

Vial: 8
Operator: K.B.
Inst : gc7
Multiplr: 1.00

Quant Method : C:\MSDCHEM\1\METHODS\PCBSF.M (Chemstation Integrator)
Title :
Last Update : Mon Oct 27 10:19:31 2008
Response via : Initial Calibration
DataAcq Meth : PCBSF.M

Volume Inj. :
Signal Phase :
Signal Info :

Compound	R.T.	Response	Conc Units
System Monitoring Compounds			
1) S decachlorobiphenyl	26.87f	4467941529	91.099
Target Compounds			
2) L1 1016(1)	0.00	0	N.D. ppb
3) L1 1016(2)	0.00	0	N.D. ppb
4) L1 1016(3)	0.00	0	N.D. ppb
5) L1 1016(4)	0.00	0	N.D. ppb
6) L1 1016(5)	0.00	0	N.D. ppb
Sum 1016(1)		0	N.D. ppb
Average 1016(1)			0.000 ppb
7) L2 1260(6)	0.00	0	N.D. ppb
8) L2 1260(7)	0.00	0	N.D. ppb
9) L2 1260(8)	0.00	0	N.D. ppb
10) L2 1260(9)	0.00	0	N.D. ppb
11) L2 1260(10)	0.00	0	N.D. ppb
Sum 1260(6)		0	N.D. ppb
Average 1260(6)			0.000 ppb

(f)=RT Delta > 1/2 Window (m)=manual int.

Quantitation Report (Not Reviewed)

Data File : C:\MSDchem\1\DATA\030909f\08.D
Acq On : 09 Mar 2009 7:18 pm
Sample : pcb surr std
Misc :
IntFile : EVENTS3.E
Quant Time: Mar 9 19:48 2009 Quant Results File: PCBSF.RES

Vial: 8
Operator: K.B.
Inst : gc7
Multiplr: 1.00

Quant Method : C:\MSDCHEM\1\METHODS\PCBSF.M (Chemstation Integrator)
Title :
Last Update : Mon Oct 27 10:19:31 2008
Response via : Single Level Calibration
DataAcq Meth : PCBSF.M

Volume Inj. :
Signal Phase :
Signal Info :

Response_

Signal: 08.D\ECD1A.CH



08.D PCBSF.M Mon Mar 09 19:48:47 2009

Quantitation Report (Not Reviewed)

Data File : C:\MSDchem\1\DATA\030909f\09.D
Acq On : 09 Mar 2009 7:52 pm
Sample : 1254 3.0
Misc :
IntFile : EVENTS3.E
Quant Time: Mar 09 20:22:05 2009 Quant Results File: PCBSF.RES

Vial: 9
Operator: K.B.
Inst : gc7
Multiplr: 1.00

Quant Method : C:\MSDCHEM\1\METHODS\PCBSF.M (Chemstation Integrator)
Title :
Last Update : Mon Oct 27 10:19:31 2008
Response via : Initial Calibration
DataAcq Meth : PCBSF.M

Volume Inj. :
Signal Phase :
Signal Info :

Compound	R.T.	Response	Conc Units
System Monitoring Compounds			
1) S decachlorobiphenyl	0.00	0	N.D.
Target Compounds			
2) L1 1016(1)	0.00	0	N.D. ppb
3) L1 1016(2)	0.00	0	N.D. ppb
4) L1 1016(3)	8.10	10675970	0.005 ppb
5) L1 1016(4)	0.00	0	N.D. ppb
6) L1 1016(5)	10.93	70176256	0.192 ppb
Sum 1016(1)		80852226	0.197 ppb
Average 1016(1)			0.099 ppb
7) L2 1260(6)	16.78	178904813	0.291 ppb
8) L2 1260(7)	17.34	218184903	0.303 ppb
9) L2 1260(8)	21.26	135611645	0.260 ppb
10) L2 1260(9)	21.76	90801670	0.086 ppb
11) L2 1260(10)	23.32	45329412	0.093 ppb
Sum 1260(6)		668.8E6	1.033 ppb
Average 1260(6)			0.207 ppb

(f)=RT Delta > 1/2 Window
(m)=manual int.
09.D PCBSF.M Mon Mar 09 20:22:05 2009

Quantitation Report (Not Reviewed)

Data File : C:\MSDchem\1\DATA\030909f\09.D
Acq On : 09 Mar 2009 7:52 pm
Sample : 1254 3.0
Misc :
IntFile : EVENTS3.E
Quant Time: Mar 9 20:22 2009 Quant Results File: PCBSF.RES

Vial: 9
Operator: K.B.
Inst : gc7
Multiplr: 1.00

Quant Method : C:\MSDCHEM\1\METHODS\PCBSF.M (Chemstation Integrator)
Title :
Last Update : Mon Oct 27 10:19:31 2008
Response via : Single Level Calibration
DataAcq Meth : PCBSF.M

Volume Inj. :
Signal Phase :
Signal Info :

Response_

Signal: 09.D\ECD1A.CH

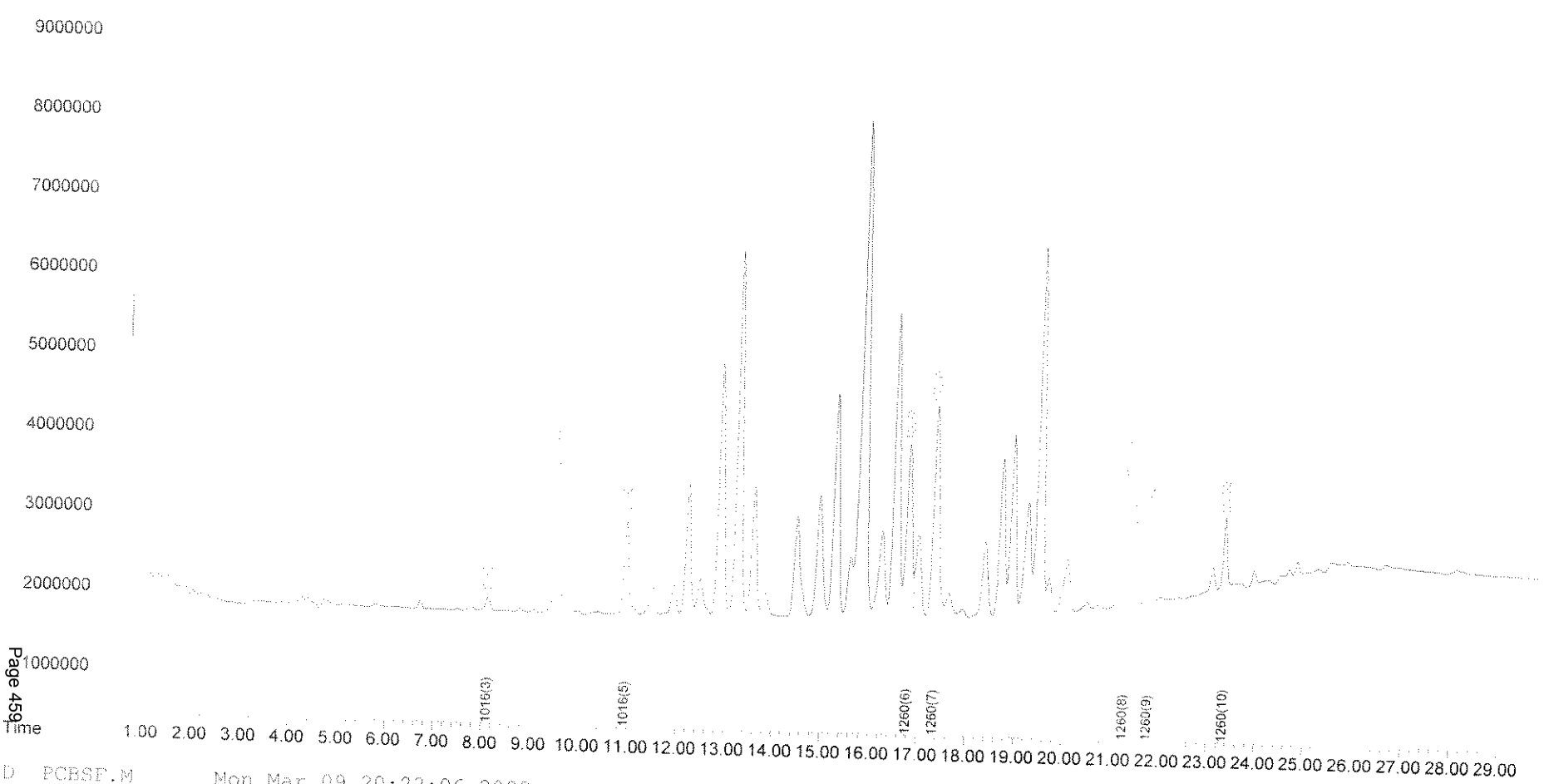

Page 459

09.D PCBSF.M Mon Mar 09 20:22:06 2009

Quantitation Report (Not Reviewed)

Data File : C:\MSDchem\1\DATA\030909f\10.D
Acq On : 09 Mar 2009 8:25 pm
Sample : met bl x0.1 3/9/09
Misc :
IntFile : EVENTS3.E
Quant Time: Mar 09 20:55:14 2009 Quant Results File: PCBSF.RES

Vial: 10
Operator: K.B.
Inst : gc7
Multiplr: 1.00

Quant Method : C:\MSDCHEM\1\METHODS\PCBSF.M (Chemstation Integrator)
Title :
Last Update : Mon Oct 27 10:19:31 2008
Response via : Initial Calibration
DataAcq Meth : PCBSF.M

Volume Inj. :
Signal Phase :
Signal Info :

Compound	R.T.	Response	Conc Units
System Monitoring Compounds			
1) S decachlorobiphenyl	26.87f	3858371183	78.670
Target Compounds			
2) L1 1016(1)	5.24	43239793	0.207 ppb
3) L1 1016(2)	0.00	0	N.D. ppb
4) L1 1016(3)	8.18	31900151	0.027 ppb
5) L1 1016(4)	8.72	14369218	0.027 ppb
6) L1 1016(5)	11.01	195656249	0.579 ppb
Sum 1016(1)		285.2E6	0.840 ppb
Average 1016(1)			0.210 ppb
7) L2 1260(6)			
8) L2 1260(7)	0.00	0	N.D. ppb
9) L2 1260(8)	0.00	0	N.D. ppb
10) L2 1260(9)	21.28f	322349867	0.618 ppb
11) L2 1260(10)	21.59f	164429797	0.146 ppb
Sum 1260(6)	23.37	134731321	0.249 ppb
Average 1260(6)		621.5E6	1.013 ppb
			0.338 ppb

(f)=RT Delta > 1/2 Window (m)=manual int.
10.D PCBSF.M Mon Mar 09 20:55:15 2009

Quantitation Report (Not Reviewed)

Data File : C:\MSDchem\1\DATA\030909f\10.D
Acq On : 09 Mar 2009 8:25 pm
Sample : met bl x0.1 3/9/09
Misc :
IntFile : EVENTS3.E
Quant Time: Mar 9 20:55 2009 Quant Results File: PCBSF.RES

Vial: 10
Operator: K.B.
Inst : gc7
Multiplr: 1.00

Quant Method : C:\MSDCHEM\1\METHODS\PCBSF.M (Chemstation Integrator)
Title :
Last Update : Mon Oct 27 10:19:31 2008
Response via : Single Level Calibration
DataAcq Meth : PCBSF.M

Volume Inj. :
Signal Phase :
Signal Info :



10.D PCBSF.M Mon Mar 09 20:55:16 2009

Quantitation Report (Not Reviewed)

Data File : C:\MSDchem\1\DATA\030909f\11.D
Acq On : 09 Mar 2009 8:58 pm
Sample : 0.4 1016 lcs nc x0.1
Misc :
IntFile : EVENTS3.E
Quant Time: Mar 09 21:28:30 2009 Quant Results File: PCBSF.RES

Vial: 11
Operator: K.B.
Inst : gc7
Multiplr: 1.00

Quant Method : C:\MSDCHEM\1\METHODS\PCBSF.M (Chemstation Integrator)
Title :
Last Update : Mon Oct 27 10:19:31 2008
Response via : Initial Calibration
DataAcq Meth : PCBSF.M

Volume Inj. :
Signal Phase :
Signal Info :

Compound	R.T.	Response	Conc Units
System Monitoring Compounds			
1) S decachlorobiphenyl	26.87	4589007126	93.567
Target Compounds			
2) L1 1016(1)	5.27	145298971	0.767 ppb
3) L1 1016(2)	6.70	365690903	0.757 ppb
4) L1 1016(3)	8.11	698570355	0.705 ppb
5) L1 1016(4)	8.77	293382326	0.993 ppb
6) L1 1016(5)	10.94	530684313	1.612 ppb
Sum 1016(1)		2033.6E6	4.833 ppb
Average 1016(1)			0.967 ppb
7) L2 1260(6)	0.00	0	N.D. ppb
8) L2 1260(7)	0.00	0	N.D. ppb
9) L2 1260(8)	21.28f	381301817	0.732 ppb
10) L2 1260(9)	21.81	99468649	0.093 ppb
11) L2 1260(10)	23.35	148006215	0.272 ppb
Sum 1260(6)		628.8E6	1.097 ppb
Average 1260(6)			0.366 ppb

(f)=RT Delta > 1/2 Window
(m)=manual int.
11.D PCBSF.M Mon Mar 09 21:28:31 2009

Quantitation Report (Not Reviewed)

Data File : C:\MSDchem\1\DATA\030909f\11.D
Acq On : 09 Mar 2009 8:58 pm
Sample : 0.4 1016 lcs nc x0.1
Misc :
IntFile : EVENTS3.E
Quant Time: Mar 9 21:28 2009 Quant Results File: PCBSF.RES

Vial: 11
Operator: K.B.
Inst : gc7
Multiplr: 1.00

Quant Method : C:\MSDCHEM\1\METHODS\PCBSF.M (Chemstation Integrator)
Title :
Last Update : Mon Oct 27 10:19:31 2008
Response via : Single Level Calibration
DataAcq Meth : PCBSF.M

Volume Inj. :
Signal Phase :
Signal Info :

Response_

Signal: 11.D\ECD1A.CH

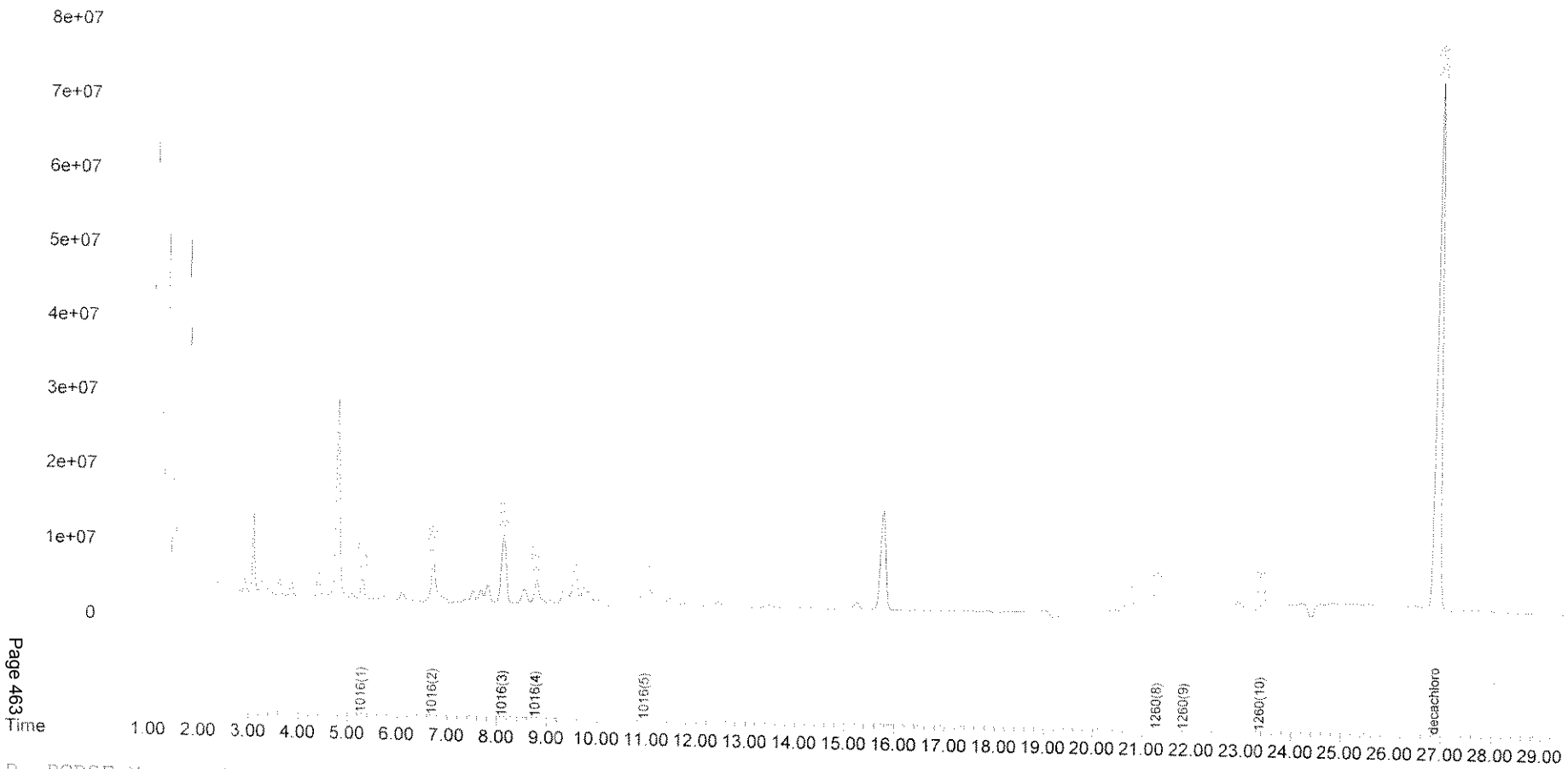

11.D PCBSF.M Mon Mar 09 21:28:32 2009

Quantitation Report (Not Reviewed)

Data File : C:\MSDchem\1\DATA\030909f\12.D Vial: 12
Acq On : 09 Mar 2009 9:31 pm Operator: K.B.
Sample : 1016 ref Inst : gc7
Misc : Multiplr: 1.00
IntFile : EVENTS3.E
Quant Time: Mar 09 22:01:41 2009 Quant Results File: PCBSF.RES

Quant Method : C:\MSDCHEM\1\METHODS\PCBSF.M (Chemstation Integrator)
Title :
Last Update : Mon Oct 27 10:19:31 2008
Response via : Initial Calibration
DataAcq Meth : PCBSF.M

Volume Inj. :
Signal Phase :
Signal Info :

Compound	R.T.	Response	Conc	Units
System Monitoring Compounds				
1) S decachlorobiphenyl	0.00	0	N.D.	
Target Compounds				
2) L1 1016(1)	5.27	195766757	1.043	ppb
3) L1 1016(2)	6.70	460178843	0.958	ppb
4) L1 1016(3)	8.11	901841710	0.911	ppb
5) L1 1016(4)	8.77	315815413	1.071	ppb
6) L1 1016(5)	10.94	337529989	1.016	ppb
Sum 1016(1)		2211.1E6	5.000	ppb
Average 1016(1)			1.000	ppb
7) L2 1260(6)	0.00	0	N.D.	ppb
8) L2 1260(7)	0.00	0	N.D.	ppb
9) L2 1260(8)	0.00	0	N.D.	ppb
10) L2 1260(9)	0.00	0	N.D.	ppb
11) L2 1260(10)	23.15f	353834	0.014	ppb
Sum 1260(6)		353834	0.014	ppb
Average 1260(6)			0.014	ppb

(f)=RT Delta > 1/2 Window (m)=manual int.

Quantitation Report (Not Reviewed)

Data File : C:\MSDchem\1\DATA\030909f\12.D
Acq On : 09 Mar 2009 9:31 pm
Sample : 1016 ref
Misc :
IntFile : EVENTS3.E
Quant Time: Mar 9 22:01 2009 Quant Results File: PCBSF.RES

Vial: 12
Operator: K.B.
Inst : gc7
Multiplr: 1.00

Quant Method : C:\MSDCHEM\1\METHODS\PCBSF.M (Chemstation Integrator)
Title :
Last Update : Mon Oct 27 10:19:31 2008
Response via : Single Level Calibration
DataAcq Meth : PCBSF.M

Volume Inj. :
Signal Phase :
Signal Info :

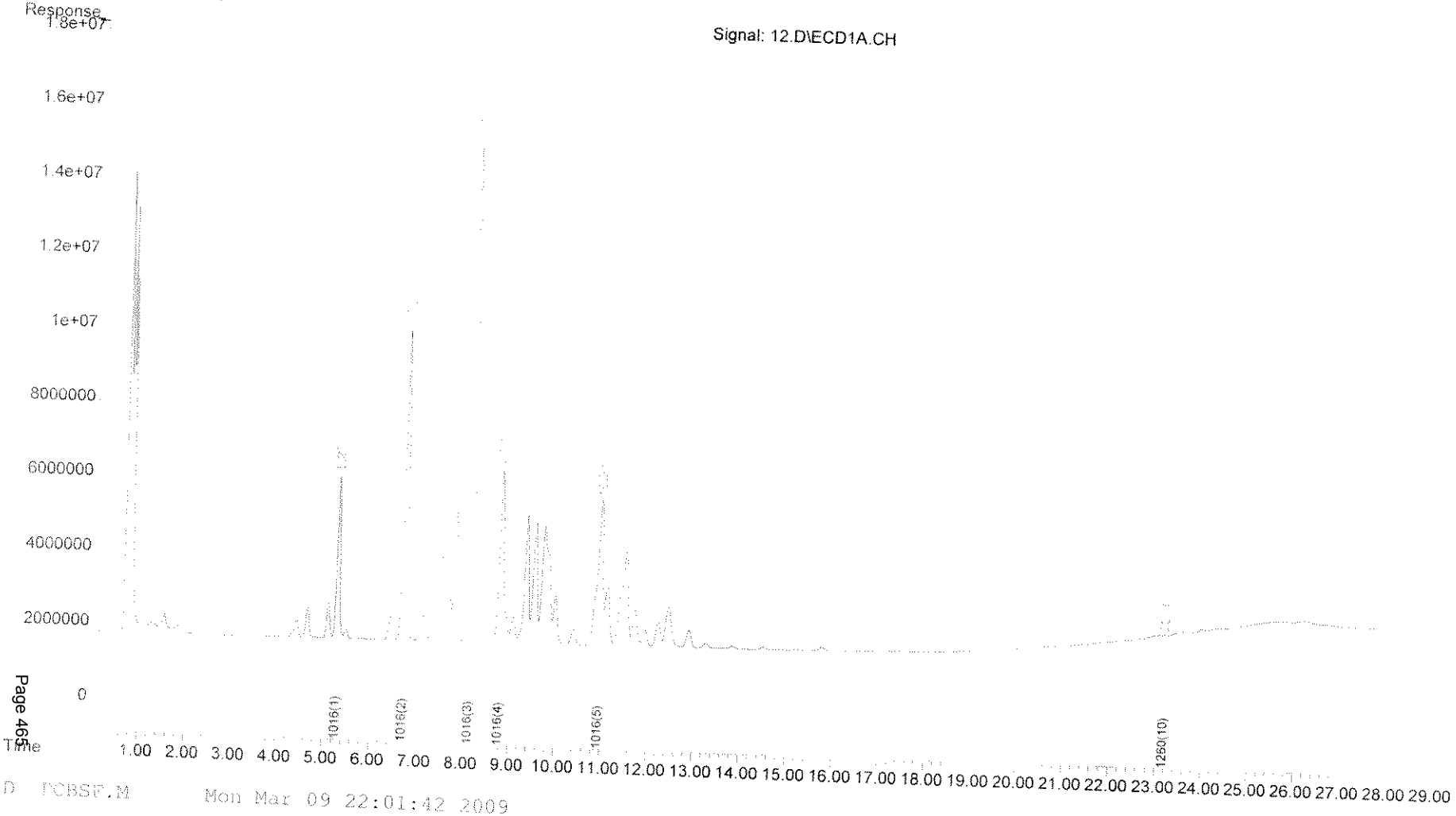

12.D PCBSF.M Mon Mar 09 22:01:42 2009

Quantitation Report (Not Reviewed)

Data File : C:\MSDchem\1\DATA\030909f\13.D
Acq On : 09 Mar 2009 10:04 pm
Sample : 1260 ref
Misc :
IntFile : EVENTS3.E
Vial: 13
Operator: K.B.
Inst : gc7
Multiplr: 1.00

Quant Time: Mar 09 22:34:56 2009 Quant Results File: PCBSF.RES

Quant Method : C:\MSDCHEM\1\METHODS\PCBSF.M (Chemstation Integrator)
Title :
Last Update : Mon Oct 27 10:19:31 2008
Response via : Initial Calibration
DataAcq Meth : PCBSF.M

Volume Inj. :
Signal Phase :
Signal Info :

Compound	R.T.	Response	Conc Units
System Monitoring Compounds			
1) S decachlorobiphenyl	0.00	0	N.D.
Target Compounds			
2) L1 1016(1)	0.00	0	N.D. ppb
3) L1 1016(2)	6.70	9276730	N.D. ppb
4) L1 1016(3)	8.11	15254364	0.010 ppb
5) L1 1016(4)	0.00	0	N.D. ppb
6) L1 1016(5)	0.00	0	N.D. ppb
Sum 1016(1)		15254364	0.008 ppb
Average 1016(1)			0.008 ppb
7) L2 1260(6)	16.79	572610574	1.002 ppb
8) L2 1260(7)	17.34	683595545	0.970 ppb
9) L2 1260(8)	21.16	559334481	1.074 ppb
10) L2 1260(9)	21.76	1310639914	1.081 ppb
11) L2 1260(10)	23.32	607911132	1.074 ppb
Sum 1260(6)		3734.1E6	5.202 ppb
Average 1260(6)			1.040 ppb

(f)=RT Delta > 1/2 Window (m)=manual int.

Quantitation Report (Not Reviewed)

Data File : C:\MSDchem\1\DATA\030909f\13.D
Acq On : 09 Mar 2009 10:04 pm
Sample : 1260 ref
Misc :
IntFile : EVENTS3.E
Quant Time: Mar 9 22:34 2009 Quant Results File: PCBSF.RES

Vial: 13
Operator: K.B.
Inst : gc7
Multiplr: 1.00

Quant Method : C:\MSDCHEM\1\METHODS\PCBSF.M (Chemstation Integrator)
Title :
Last Update : Mon Oct 27 10:19:31 2008
Response via : Single Level Calibration
DataAcq Meth : PCBSF.M

Volume Inj. :
Signal Phase :
Signal Info :

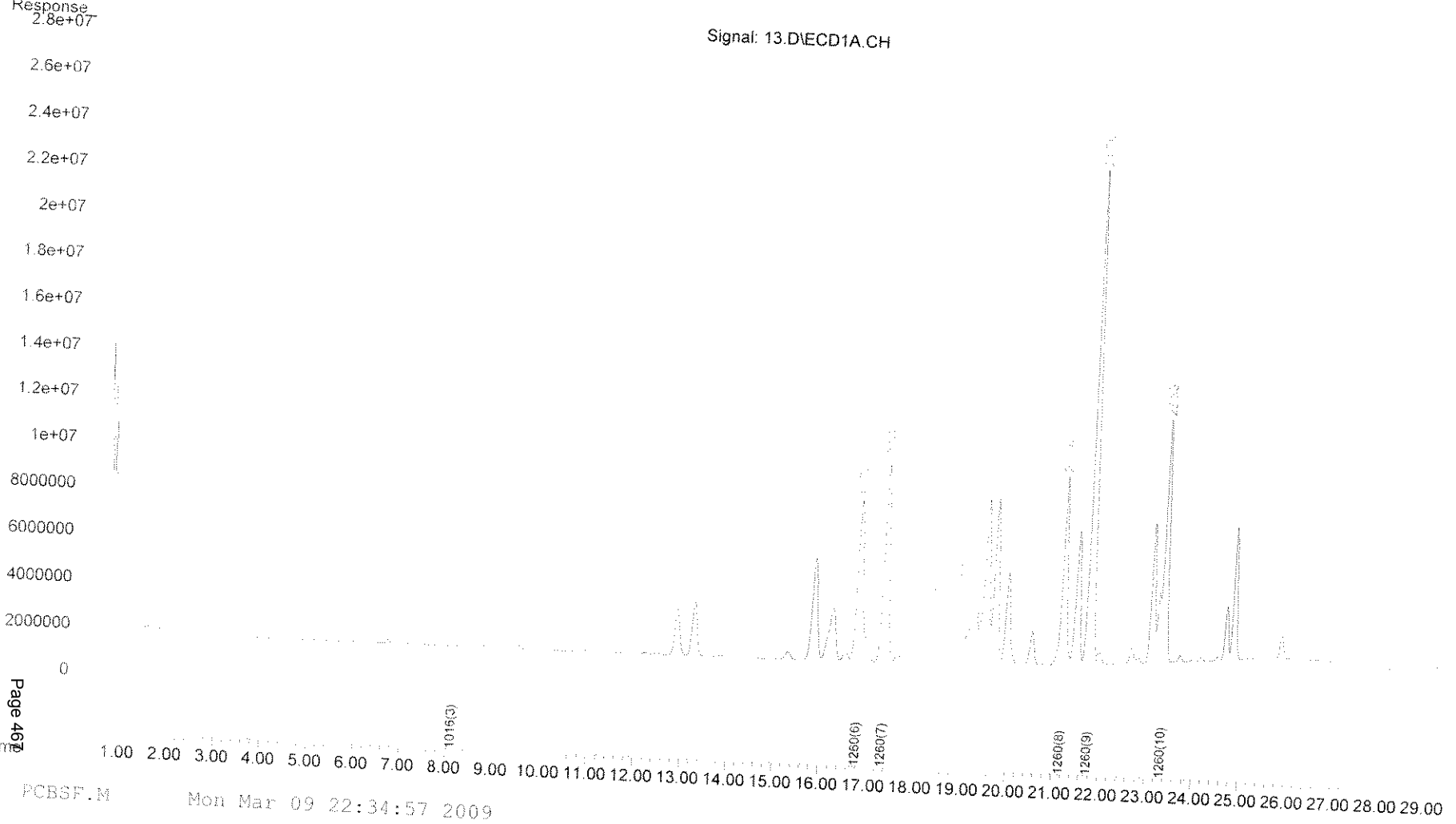

13.D PCBSF.M Mon Mar 09 22:34:57 2009

Quantitation Report (Not Reviewed)

Data File : C:\MSDchem\1\DATA\030909f\14.D
Acq On : 09 Mar 2009 10:38 pm
Sample : 0790 6% x0.05
Misc :
IntFile : EVENTS3.E
Vial: 14
Operator: K.B.
Inst : gc7
Multiplr: 1.00
Quant Time: Mar 09 23:08:07 2009 Quant Results File: PCBSF.RES

Quant Method : C:\MSDCHEM\1\METHODS\PCBSF.M (Chemstation Integrator)
Title :
Last Update : Mon Oct 27 10:19:31 2008
Response via : Initial Calibration
DataAcq Meth : PCBSF.M

Volume Inj. :
Signal Phase :
Signal Info :

Compound	R.T.	Response	Conc Units
System Monitoring Compounds			
1) S decachlorobiphenyl	26.87	3909919236	79.721
Target Compounds			
2) L1 1016(1)	5.24	53254212	0.262 ppb
3) L1 1016(2)	6.70	11335404	0.002 ppb
4) L1 1016(3)	8.12	10209527	0.005 ppb
5) L1 1016(4)	0.00	0	N.D. ppb
6) L1 1016(5)	10.95	9921728	0.006 ppb
Sum 1016(1)		84720870	0.275 ppb
Average 1016(1)			0.069 ppb
7) L2 1260(6)	16.81	5981857	N.D. ppb
8) L2 1260(7)	0.00	0	N.D. ppb
9) L2 1260(8)	21.28f	8034227	0.014 ppb
10) L2 1260(9)	0.00	0	N.D. ppb
11) L2 1260(10)	23.37	45575570	0.093 ppb
Sum 1260(6)		53609797	0.086 ppb
Average 1260(6)			0.043 ppb

(f)=RT Delta > 1/2 Window (m)=manual int.

Quantitation Report (Not Reviewed)

Data File : C:\MSDchem\1\DATA\030909f\14.D
Acq On : 09 Mar 2009 10:38 pm
Sample : 0790 6% x0.05
Misc :
IntFile : EVENTS3.E
Quant Time: Mar 9 23:08 2009 Quant Results File: PCBSF.RES

Vial: 14
Operator: K.B.
Inst : gc7
Multiplr: 1.00

Quant Method : C:\MSDCHEM\1\METHODS\PCBSF.M (Chemstation Integrator)
Title :
Last Update : Mon Oct 27 10:19:31 2008
Response via : Single Level Calibration
DataAcq Meth : PCBSF.M

Volume Inj. :
Signal Phase :
Signal Info :

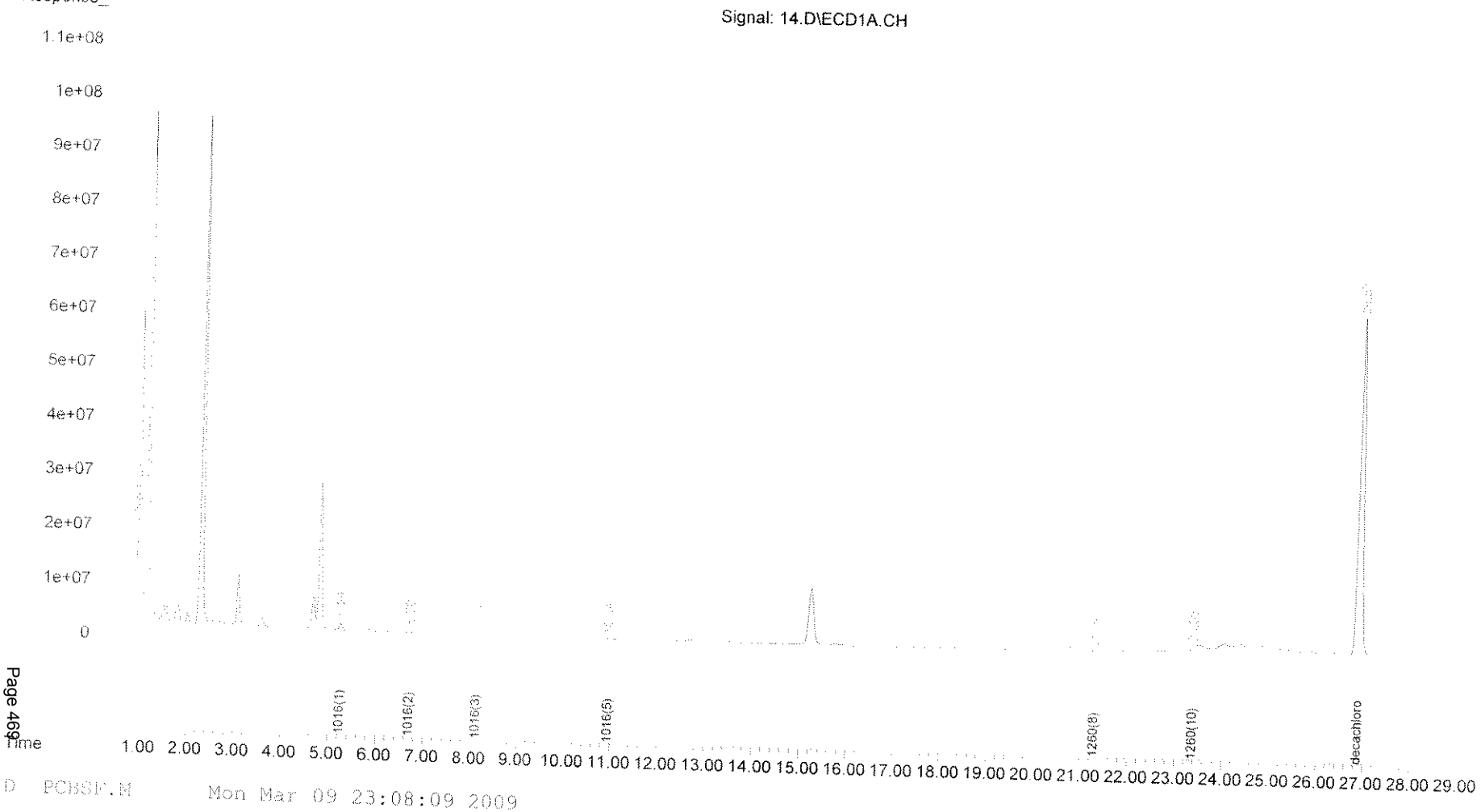

14.D PCBSF.M Mon Mar 09 23:08:09 2009

Quantitation Report (Not Reviewed)

Data File : C:\MSDchem\1\DATA\030909f\15.D Vial: 15
Acq On : 09 Mar 2009 11:11 pm Operator: K.B.
Sample : 1221 1.0 Inst : gc7
Misc : Multiplr: 1.00
IntFile : EVENTS3.E
Quant Time: Mar 09 23:41:24 2009 Quant Results File: PCBSF.RES

Quant Method : C:\MSDCHEM\1\METHODS\PCBSF.M (Chemstation Integrator)
Title :
Last Update : Mon Oct 27 10:19:31 2008
Response via : Initial Calibration
DataAcq Meth : PCBSF.M

Volume Inj. :
Signal Phase :
Signal Info :

Compound	R.T.	Response	Conc	Units
System Monitoring Compounds				
1) S decachlorobiphenyl	0.00	0	N.D.	
Target Compounds				
2) L1 1016(1)	5.27	58126084	0.288	ppb
3) L1 1016(2)	6.67	17102100	0.015	ppb
4) L1 1016(3)	8.11	12018438	0.007	ppb
5) L1 1016(4)	0.00	0	N.D.	ppb
6) L1 1016(5)	0.00	0	N.D.	ppb
Sum 1016(1)		87246622	0.310	ppb
Average 1016(1)			0.103	ppb
7) L2 1260(6)	0.00	0	N.D.	ppb
8) L2 1260(7)	0.00	0	N.D.	ppb
9) L2 1260(8)	0.00	0	N.D.	ppb
10) L2 1260(9)	0.00	0	N.D.	ppb
11) L2 1260(10)	0.00	0	N.D.	ppb
Sum 1260(6)		0	N.D.	ppb
Average 1260(6)			0.000	ppb

Quantitation Report (Not Reviewed)

Data File : C:\MSDchem\1\DATA\030909f\15.D Vial: 15
Acq On : 09 Mar 2009 11:11 pm Operator: K.B.
Sample : 1221 1.0 Inst : gc7
Misc : Multiplr: 1.00
IntFile : EVENTS3.E
Quant Time: Mar 9 23:41 2009 Quant Results File: PCBSF.RES

Quant Method : C:\MSDCHEM\1\METHODS\PCBSF.M (Chemstation Integrator)
Title :
Last Update : Mon Oct 27 10:19:31 2008
Response via : Single Level Calibration
DataAcq Meth : PCBSF.M

Volume Inj. :
Signal Phase :
Signal Info :

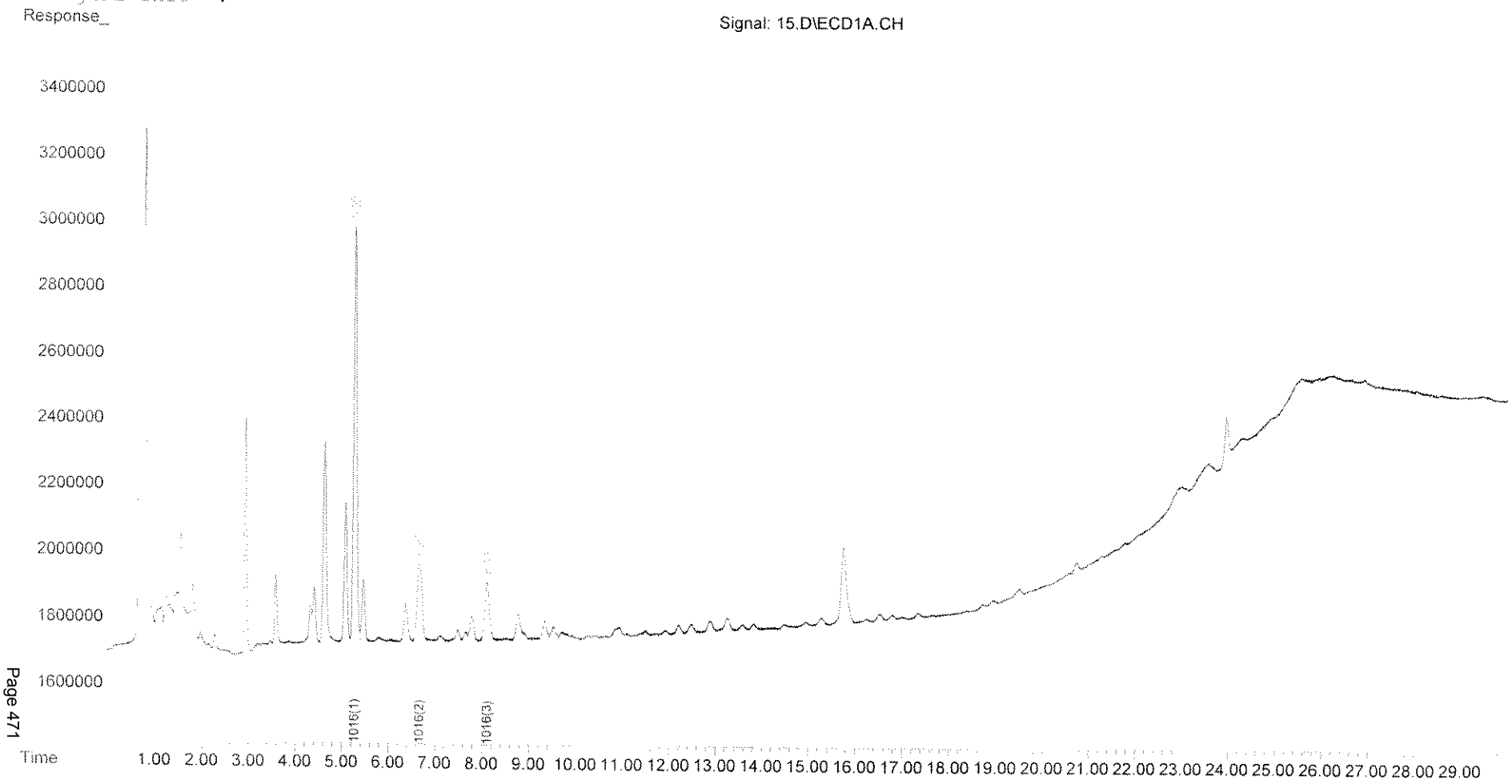

Page 471

Quantitation Report (Not Reviewed)

Data File : C:\MSDchem\1\DATA\030909f\16.D
Acq On : 09 Mar 2009 11:44 pm
Sample : 0.4 1016 spike 6% x0.1
Misc :
IntFile : EVENTS3.E
Quant Time: Mar 10 00:14:32 2009 Quant Results File: PCBSF.RES

Vial: 16
Operator: K.B.
Inst : gc7
Multiplr: 1.00

Quant Method : C:\MSDCHEM\1\METHODS\PCBSF.M (Chemstation Integrator)
Title :
Last Update : Mon Oct 27 10:19:31 2008
Response via : Initial Calibration
DataAcq Meth : PCBSF.M

Volume Inj. :
Signal Phase :
Signal Info :

Compound	R.T.	Response	Conc Units
System Monitoring Compounds			
1) S decachlorobiphenyl	26.87	4509211373	91.940
Target Compounds			
2) L1 1016(1)	5.27	217082885	1.160 ppb
3) L1 1016(2)	6.70	469132732	0.977 ppb
4) L1 1016(3)	8.11	672254837	0.678 ppb
5) L1 1016(4)	8.77	284437100	0.962 ppb
6) L1 1016(5)	10.94	436986146	1.323 ppb
Sum 1016(1)		2079.9E6	5.101 ppb
Average 1016(1)			1.020 ppb
7) L2 1260(6)	0.00	0	N.D. ppb
8) L2 1260(7)	0.00	0	N.D. ppb
9) L2 1260(8)	21.28f	250908086	0.481 ppb
10) L2 1260(9)	21.83	88197440	0.084 ppb
11) L2 1260(10)	23.35	48862838	0.099 ppb
Sum 1260(6)		388.0E6	0.664 ppb
Average 1260(6)			0.221 ppb

(f)=RT Delta > 1/2 Window (m)=manual int.

Quantitation Report (Not Reviewed)

Data File : C:\MSDchem\1\DATA\030909f\16.D Vial: 16
Acq On : 09 Mar 2009 11:44 pm Operator: K.B.
Sample : 0.4 1016 spike 6% x0.1 Inst : gc7
Misc : Multiplr: 1.00
IntFile : EVENTS3.E
Quant Time: Mar 10 0:14 2009 Quant Results File: PCBSF.RES

Quant Method : C:\MSDCHEM\1\METHODS\PCBSF.M (Chemstation Integrator)
Title :
Last Update : Mon Oct 27 10:19:31 2008
Response via : Single Level Calibration
DataAcq Meth : PCBSF.M

Volume Inj. :
Signal Phase :
Signal Info :

Response_

Signal: 16.D\ECD1A.CH

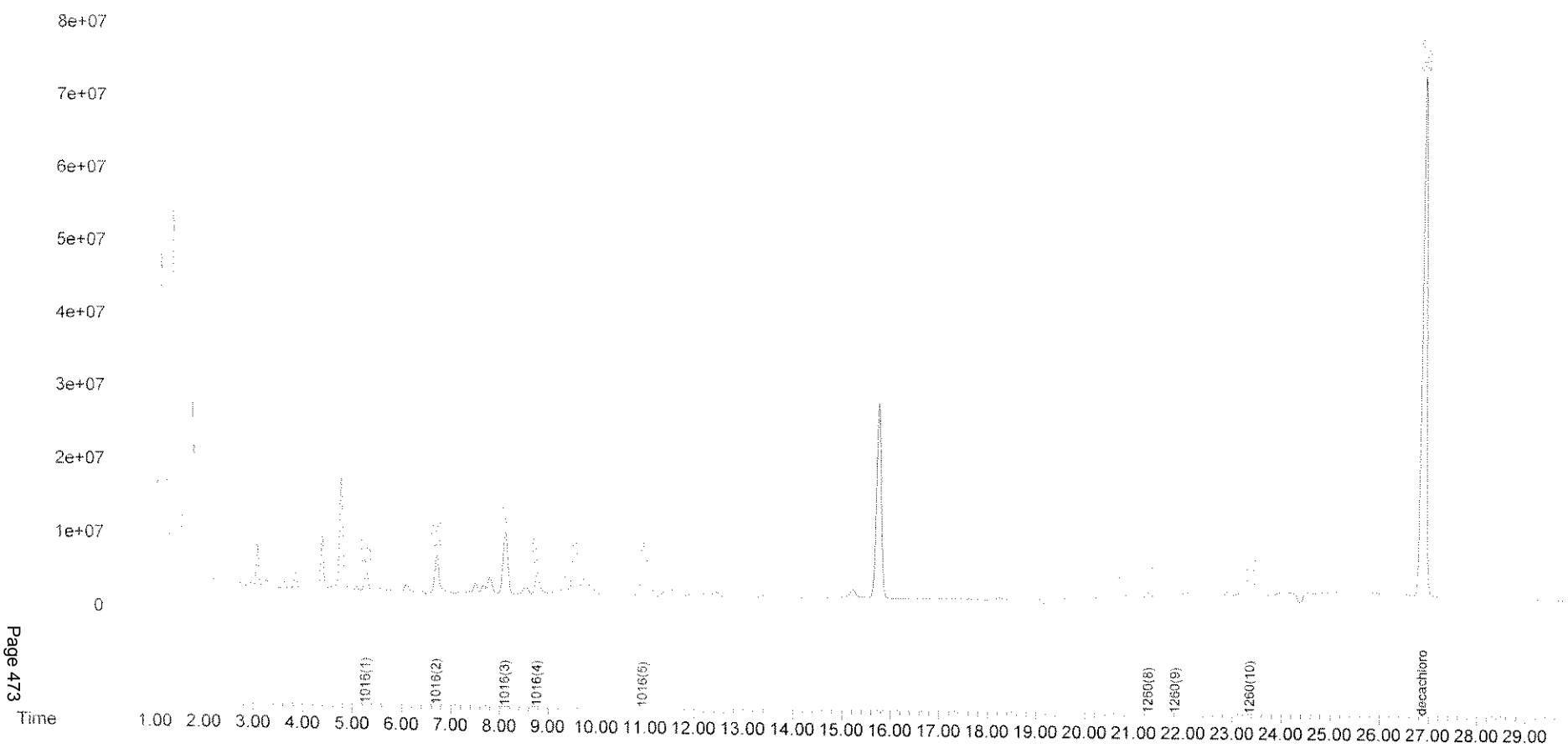

16.D PCBSF.M Tue Mar 10 00:14:33 2009 Page 2

Quantitation Report (Not Reviewed)

Data File : C:\MSDchem\1\DATA\030909f\17.D Vial: 17
Acq On : 10 Mar 2009 12:17 am Operator: K.B.
Sample : 0.4 1016 dp spike 6% x0.1 Inst : gc7
Misc : Multiplr: 1.00
IntFile : EVENTS3.E
Quant Time: Mar 10 00:47:51 2009 Quant Results File: PCBSF.RES

Quant Method : C:\MSDCHEM\1\METHODS\PCBSF.M (Chemstation Integrator)
Title :
Last Update : Mon Oct 27 10:19:31 2008
Response via : Initial Calibration
DataAcq Meth : PCBSF.M

Volume Inj. :
Signal Phase :
Signal Info :

Compound	R.T.	Response	Conc Units
System Monitoring Compounds			
1) S decachlorobiphenyl	26.87	4280813791	87.283
Target Compounds			
2) L1 1016(1)	5.27	129021008	0.677 ppb
3) L1 1016(2)	6.69	293392877	0.603 ppb
4) L1 1016(3)	8.11	629258230	0.634 ppb
5) L1 1016(4)	8.77	251372346	0.848 ppb
6) L1 1016(5)	10.94	293160386	0.880 ppb
Sum 1016(1)		1596.2E6	3.642 ppb
Average 1016(1)			0.728 ppb
7) L2 1260(6)	0.00	0	N.D. ppb
8) L2 1260(7)	0.00	0	N.D. ppb
9) L2 1260(8)	21.27f	326899854	0.627 ppb
10) L2 1260(9)	0.00	0	N.D. ppb
11) L2 1260(10)	23.23	112801152	0.210 ppb
Sum 1260(6)		439.7E6	0.837 ppb
Average 1260(6)			0.419 ppb

Quantitation Report (Not Reviewed)

Data File : C:\MSDchem\1\DATA\030909f\17.D
Acq On : 10 Mar 2009 12:17 am
Sample : 0.4 1016 dp spike 6% x0.1
Misc :
IntFile : EVENTS3.E
Quant Time: Mar 10 0:47 2009 Quant Results File: PCBSF.RES

Vial: 17
Operator: K.B.
Inst : gc7
Multiplr: 1.00

Quant Method : C:\MSDCHEM\1\METHODS\PCBSF.M (Chemstation Integrator)
Title :
Last Update : Mon Oct 27 10:19:31 2008
Response via : Single Level Calibration
DataAcq Meth : PCBSF.M

Volume Inj. :
Signal Phase :
Signal Info :

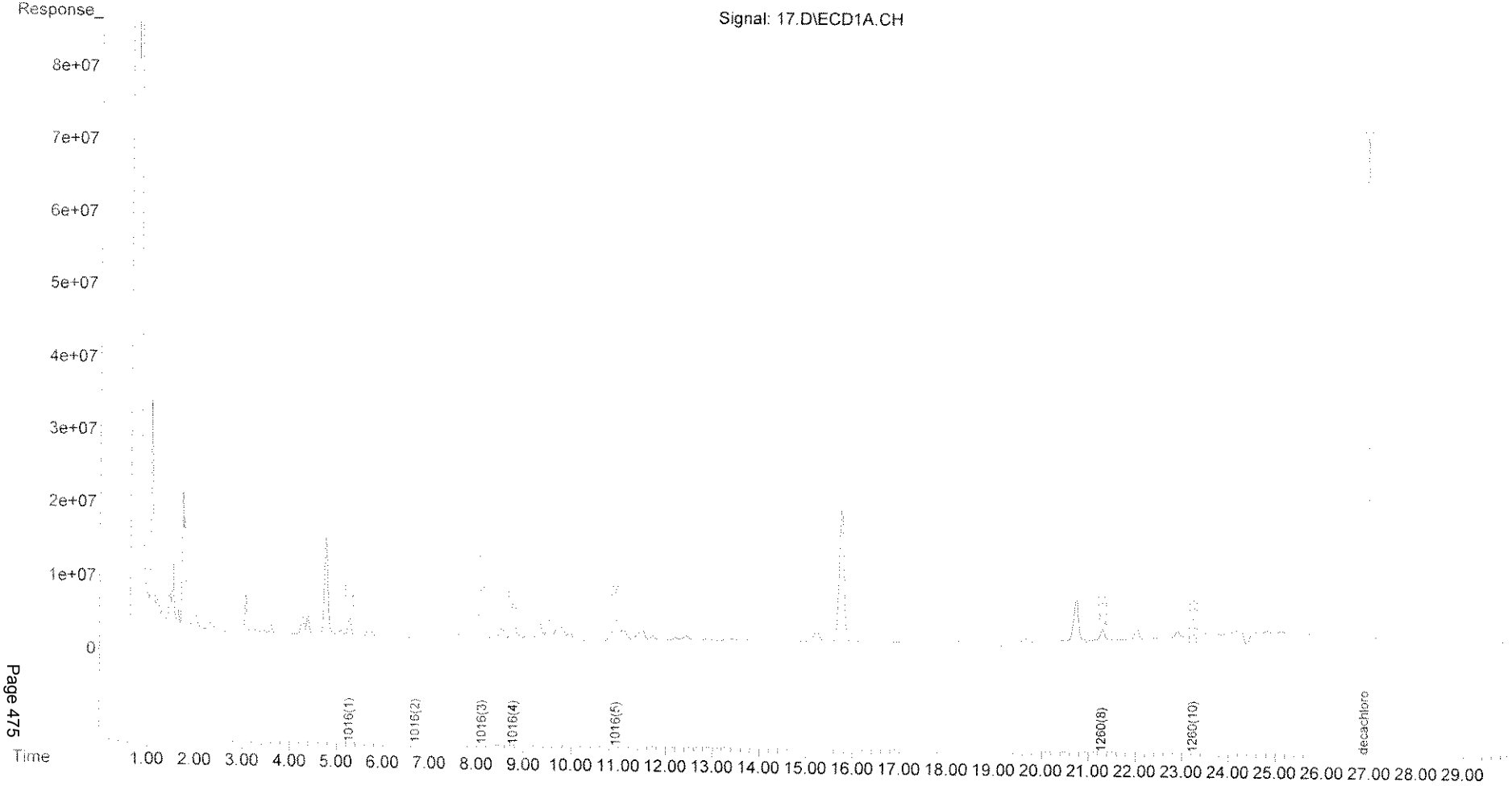

17.D PCBSF.M Tue Mar 10 00:47:53 2009

Quantitation Report (Not Reviewed)

Data File : C:\MSDchem\1\DATA\030909f\18.D
Acq On : 10 Mar 2009 12:50 am
Sample : 0789.01 6% x0.05
Misc :
IntFile : EVENTS3.E
Vial: 18
Operator: K.B.
Inst : gc7
Multiplr: 1.00
Quant Time: Mar 10 01:21:01 2009 Quant Results File: PCBSF.RES

Quant Method : C:\MSDCHEM\1\METHODS\PCBSF.M (Chemstation Integrator)
Title :
Last Update : Mon Oct 27 10:19:31 2008
Response via : Initial Calibration
DataAcq Meth : PCBSF.M

Volume Inj. :
Signal Phase :
Signal Info :

Compound	R.T.	Response	Conc Units
System Monitoring Compounds			
1) S decachlorobiphenyl	26.87f	3526465189	71.903
Target Compounds			
2) L1 1016(1)	5.24	52190744	0.256 ppb
3) L1 1016(2)	6.73	27808881	0.038 ppb
4) L1 1016(3)	8.11	12451578	0.007 ppb
5) L1 1016(4)	0.00	0	N.D. ppb
6) L1 1016(5)	10.95	13124152	0.016 ppb
Sum 1016(1)		105.6E6	0.316 ppb
Average 1016(1)			0.079 ppb
7) L2 1260(6)	16.89f	59519566	0.075 ppb
8) L2 1260(7)	17.35	15738483	0.013 ppb
9) L2 1260(8)	21.21	14975147	0.028 ppb
10) L2 1260(9)	21.76	3839633	0.015 ppb
11) L2 1260(10)	23.35	39069430	0.082 ppb
Sum 1260(6)		133.1E6	0.214 ppb
Average 1260(6)			0.043 ppb

Quantitation Report (Not Reviewed)

Data File : C:\MSDchem\1\DATA\030909f\18.D Vial: 18
Acq On : 10 Mar 2009 12:50 am Operator: K.B.
Sample : 0789.01 6% x0.05 Inst : gc7
Misc : Multiplr: 1.00
IntFile : EVENTS3.E
Quant Time: Mar 10 1:21 2009 Quant Results File: PCBSF.RES

Quant Method : C:\MSDCHEM\1\METHODS\PCBSF.M (Chemstation Integrator)
Title :
Last Update : Mon Oct 27 10:19:31 2008
Response via : Single Level Calibration
DataAcq Meth : PCBSF.M

Volume Inj. :
Signal Phase :
Signal Info :

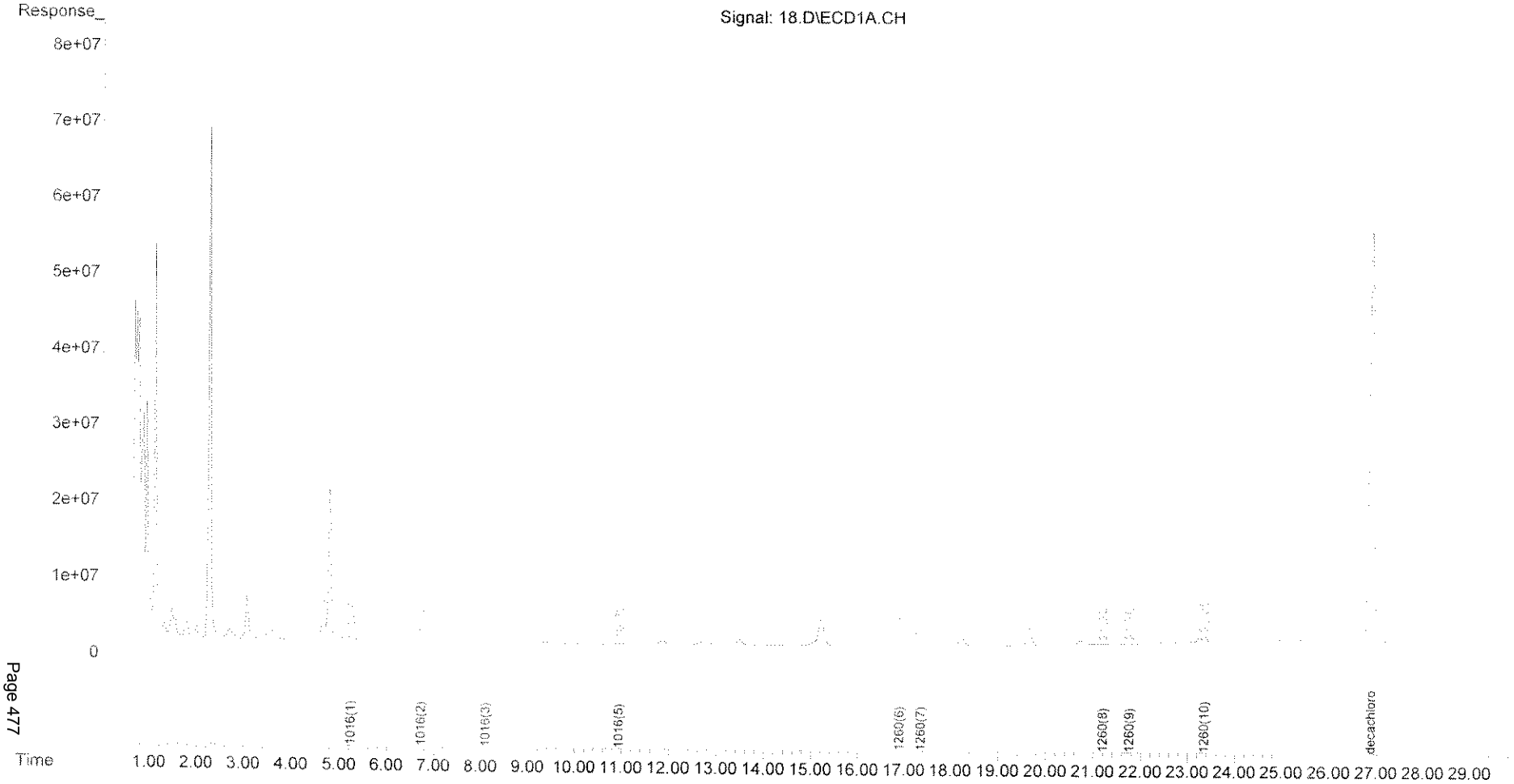

Page 477

Quantitation Report (Not Reviewed)

Data File : C:\MSDchem\1\DATA\030909f\19.D Vial: 19
Acq On : 10 Mar 2009 1:24 am Operator: K.B.
Sample : 1232 1.0 Inst : gc7
Misc : Multiplr: 1.00
IntFile : EVENTS3.E
Quant Time: Mar 10 01:54:12 2009 Quant Results File: PCBSF.RES

Quant Method : C:\MSDCHEM\1\METHODS\PCBSF.M (Chemstation Integrator)
Title :
Last Update : Mon Oct 27 10:19:31 2008
Response via : Initial Calibration
DataAcq Meth : PCBSF.M

Volume Inj. :
Signal Phase :
Signal Info :

Compound	R.T.	Response	Conc	Units
System Monitoring Compounds				
1) S decachlorobiphenyl	26.87	234234723	4.776	
Target Compounds				
2) L1 1016(1)	5.27	40076312	0.189	ppb
3) L1 1016(2)	6.70	49088968	0.083	ppb
4) L1 1016(3)	8.11	81988737	0.078	ppb
5) L1 1016(4)	8.77	30939135	0.085	ppb
6) L1 1016(5)	10.93	38402489	0.094	ppb
Sum 1016(1)		240.5E6	0.529	ppb
Average 1016(1)			0.106	ppb
7) L2 1260(6)	0.00	0	N.D.	ppb
8) L2 1260(7)	0.00	0	N.D.	ppb
9) L2 1260(8)	0.00	0	N.D.	ppb
10) L2 1260(9)	0.00	0	N.D.	ppb
11) L2 1260(10)	0.00	0	N.D.	ppb
Sum 1260(6)		0	N.D.	ppb
Average 1260(6)			0.000	ppb

(f)=RT Delta > 1/2 Window (m)=manual int.
19.D PCBSF.M Tue Mar 10 01:54:12 2009 Page 1

Quantitation Report (Not Reviewed)

Data File : C:\MSDchem\1\DATA\030909f\19.D Vial: 19
Acq On : 10 Mar 2009 1:24 am Operator: K.B.
Sample : 1232 1.0 Inst : gc7
Misc : Multiplr: 1.00
IntFile : EVENTS3.E
Quant Time: Mar 10 1:54 2009 Quant Results File: PCBSF.RES

Quant Method : C:\MSDCHEM\1\METHODS\PCBSF.M (Chemstation Integrator)
Title :
Last Update : Mon Oct 27 10:19:31 2008
Response via : Single Level Calibration
DataAcq Meth : PCBSF.M

Volume Inj. :
Signal Phase :
Signal Info :

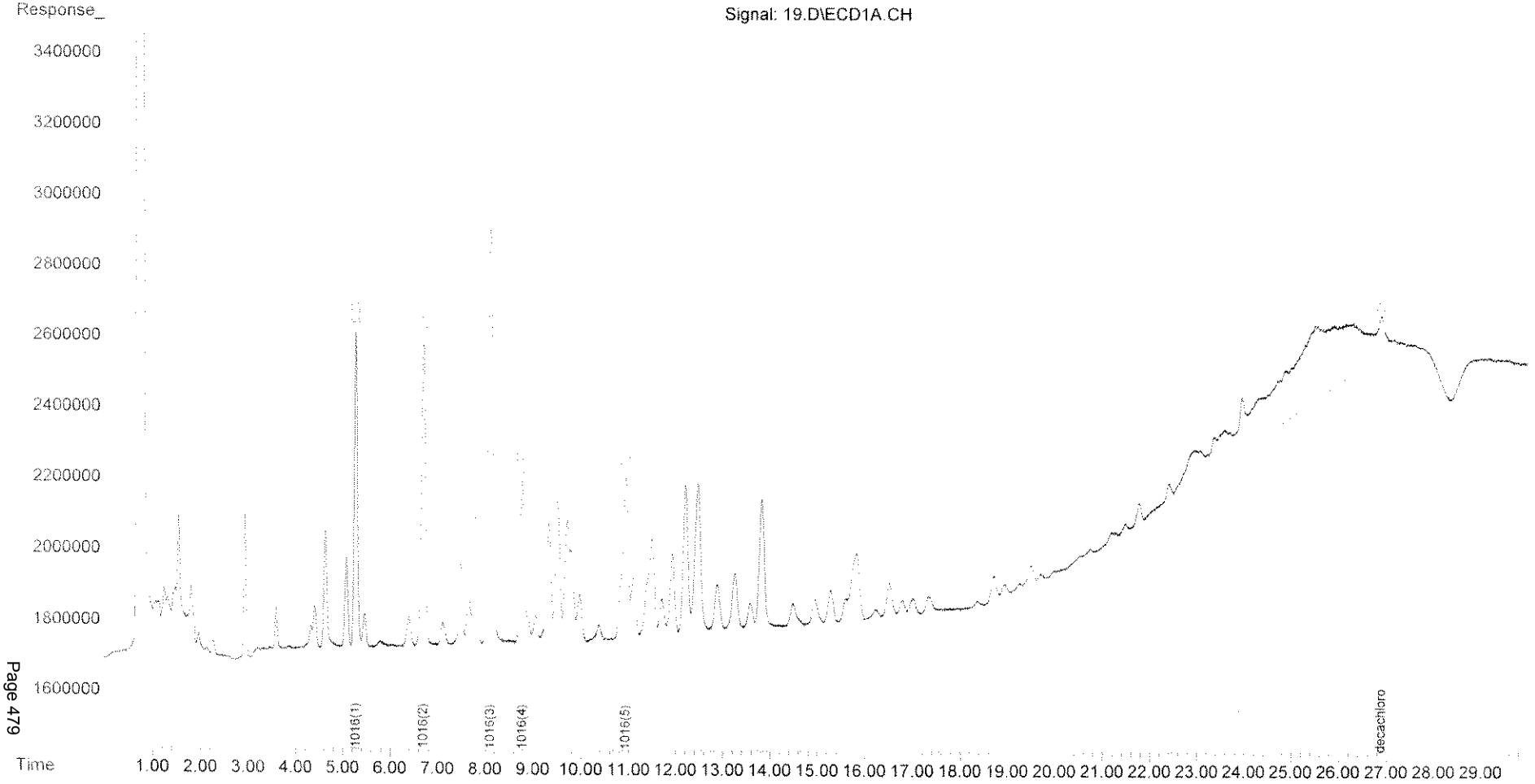

Page 479

Quantitation Report (Not Reviewed)

Data File : C:\MSDchem\1\DATA\030909f\20.D Vial: 5
Acq On : 10 Mar 2009 1:57 am Operator: K.B.
Sample : 1016/1260 3.0 Inst : gc7
Misc : Multiplr: 1.00
IntFile : EVENTS3.E
Quant Time: Mar 10 02:27:23 2009 Quant Results File: PCBSF.RES

Quant Method : C:\MSDCHEM\1\METHODS\PCBSF.M (Chemstation Integrator)
Title :
Last Update : Mon Oct 27 10:19:31 2008
Response via : Initial Calibration
DataAcq Meth : PCBSF.M

Volume Inj. :
Signal Phase :
Signal Info :

Compound	R.T.	Response	Conc Units
System Monitoring Compounds			
1) S decachlorobiphenyl	0.00	0	N.D.
Target Compounds			
2) L1 1016(1)	5.27	121475264	0.636 ppb
3) L1 1016(2)	6.70	297395324	0.611 ppb
4) L1 1016(3)	8.11	582479370	0.587 ppb
5) L1 1016(4)	8.77	207824157	0.697 ppb
6) L1 1016(5)	10.93	211220244	0.627 ppb
Sum 1016(1)		1420.4E6	3.158 ppb
Average 1016(1)			0.632 ppb
7) L2 1260(6)	16.79	356037281	0.611 ppb
8) L2 1260(7)	17.34	422882539	0.597 ppb
9) L2 1260(8)	21.16	317065579	0.608 ppb
10) L2 1260(9)	21.75	700906889	0.584 ppb
11) L2 1260(10)	23.32	404631001	0.720 ppb
Sum 1260(6)		2201.5E6	3.119 ppb
Average 1260(6)			0.624 ppb

(f)=RT Delta > 1/2 Window (m)=manual int.

Quantitation Report (Not Reviewed)

Data File : C:\MSDchem\1\DATA\030909f\20.D Vial: 5
Acq On : 10 Mar 2009 1:57 am Operator: K.B.
Sample : 1016/1260 3.0 Inst : gc7
Misc : Multiplr: 1.00
IntFile : EVENTS3.E
Quant Time: Mar 10 2:27 2009 Quant Results File: PCBSF.RES

Quant Method : C:\MSDCHEM\1\METHODS\PCBSF.M (Chemstation Integrator)
Title :
Last Update : Mon Oct 27 10:19:31 2008
Response via : Single Level Calibration
DataAcq Meth : PCBSF.M

Volume Inj. :
Signal Phase :
Signal Info :

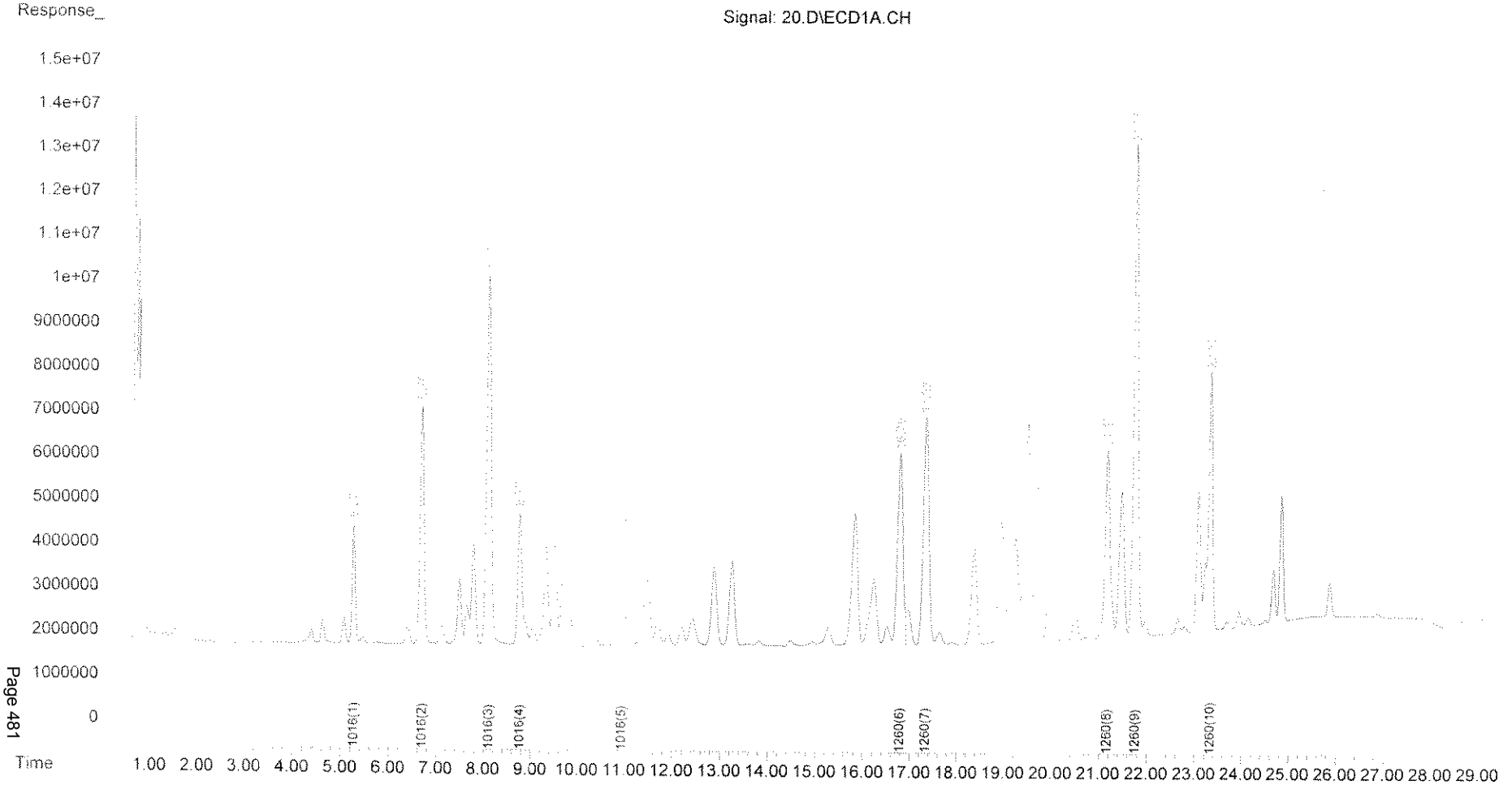

Quantitation Report (Not Reviewed)

Data File : C:\MSDchem\1\DATA\030909f\21.D Vial: 20
Acq On : 10 Mar 2009 2:30 am Operator: K.B.
Sample : 1242 1.0 Inst : gc7
Misc : Multiplr: 1.00
IntFile : EVENTS3.E
Quant Time: Mar 10 03:00:39 2009 Quant Results File: PCBSF.RES

Quant Method : C:\MSDCHEM\1\METHODS\PCBSF.M (Chemstation Integrator)
Title :
Last Update : Mon Oct 27 10:19:31 2008
Response via : Initial Calibration
DataAcq Meth : PCBSF.M

Volume Inj. :
Signal Phase :
Signal Info :

Compound	R.T.	Response	Conc Units
System Monitoring Compounds			
1) S decachlorobiphenyl	0.00	0	N.D.
Target Compounds			
2) L1 1016(1)	5.27	36526140	0.170 ppb
3) L1 1016(2)	6.70	86270600	0.162 ppb
4) L1 1016(3)	8.11	158118792	0.155 ppb
5) L1 1016(4)	8.77	58891533	0.182 ppb
6) L1 1016(5)	10.93	70182062	0.192 ppb
Sum 1016(1)		410.0E6	0.861 ppb
Average 1016(1)			0.172 ppb
7) L2 1260(6)	0.00	0	N.D. ppb
8) L2 1260(7)	0.00	0	N.D. ppb
9) L2 1260(8)	0.00	0	N.D. ppb
10) L2 1260(9)	0.00	0	N.D. ppb
11) L2 1260(10)	0.00	0	N.D. ppb
Sum 1260(6)		0	N.D. ppb
Average 1260(6)			0.000 ppb

(f)=RT Delta > 1/2 Window (m)=manual int.
21.D PCBSF.M Tue Mar 10 03:00:40 2009 Page 1

Quantitation Report (Not Reviewed)

Data File : C:\MSDchem\1\DATA\030909f\21.D Vial: 20
Acq On : 10 Mar 2009 2:30 am Operator: K.B.
Sample : 1242 1.0 Inst : gc7
Misc : Multiplr: 1.00
IntFile : EVENTS3.E
Quant Time: Mar 10 3:00 2009 Quant Results File: PCBSF.RES

Quant Method : C:\MSDCHEM\1\METHODS\PCBSF.M (Chemstation Integrator)
Title :
Last Update : Mon Oct 27 10:19:31 2008
Response via : Single Level Calibration
DataAcq Meth : PCBSF.M

Volume Inj. :
Signal Phase :
Signal Info :

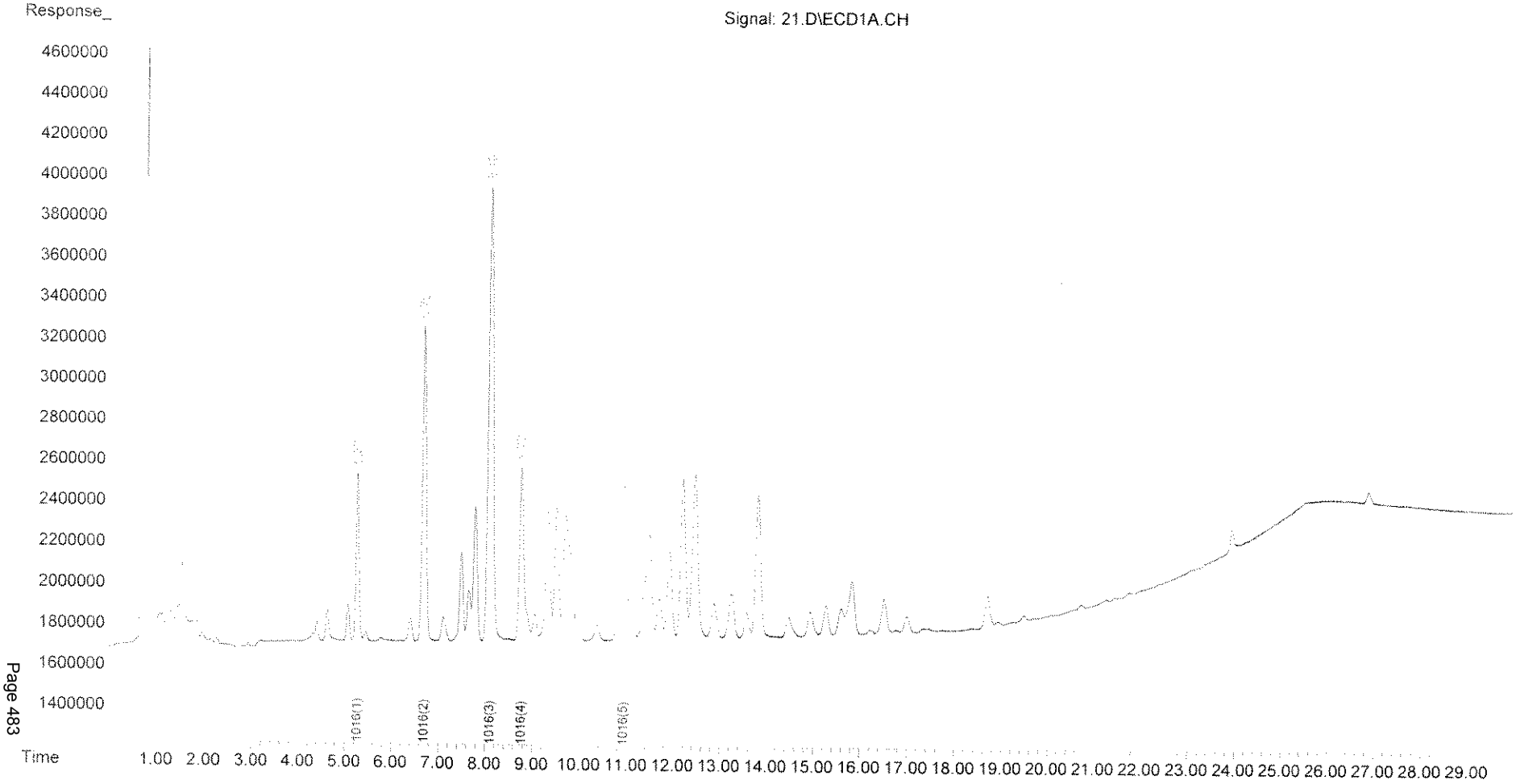

Quantitation Report (Not Reviewed)

Data File : C:\MSDchem\1\DATA\030909f\22.D Vial: 21
Acq On : 10 Mar 2009 3:03 am Operator: K.B.
Sample : met bl x0.1 3/4/09 Inst : gc7
Misc : Multiplr: 1.00
IntFile : EVENTS3.E
Quant Time: Mar 10 03:33:51 2009 Quant Results File: PCBSF.RES

Quant Method : C:\MSDCHEM\1\METHODS\PCBSF.M (Chemstation Integrator)
Title :
Last Update : Mon Oct 27 10:19:31 2008
Response via : Initial Calibration
DataAcq Meth : PCBSF.M

Volume Inj. :
Signal Phase :
Signal Info :

Compound	R.T.	Response	Conc Units
System Monitoring Compounds			
1) S decachlorobiphenyl	26.86	4040959058	82.393
Target Compounds			
2) L1 1016(1)	5.24	9440226	0.021 ppb
3) L1 1016(2)	6.67	22971956	0.027 ppb
4) L1 1016(3)	0.00	0	N.D. ppb
5) L1 1016(4)	0.00	0	N.D. ppb
6) L1 1016(5)	11.01	61528784	0.165 ppb
Sum 1016(1)		93940965	0.214 ppb
Average 1016(1)			0.071 ppb
7) L2 1260(6)	16.63f	11682132	N.D. ppb
8) L2 1260(7)	0.00	0	N.D. ppb
9) L2 1260(8)	21.11	87100624	0.166 ppb
10) L2 1260(9)	21.57f	72451480	0.071 ppb
11) L2 1260(10)	23.17f	201119161	0.365 ppb
Sum 1260(6)		360.7E6	0.591 ppb
Average 1260(6)			0.197 ppb

(f)=RT Delta > 1/2 Window (m)=manual int.

Quantitation Report (Not Reviewed)

Data File : C:\MSDchem\1\DATA\030909f\22.D Vial: 21
Acq On : 10 Mar 2009 3:03 am Operator: K.B.
Sample : met bl x0.1 3/4/09 Inst : gc7
Misc : Multiplr: 1.00
IntFile : EVENTS3.E
Quant Time: Mar 10 3:33 2009 Quant Results File: PCBSF.RES

Quant Method : C:\MSDCHEM\1\METHODS\PCBSF.M (Chemstation Integrator)
Title :
Last Update : Mon Oct 27 10:19:31 2008
Response via : Single Level Calibration
DataAcq Meth : PCBSF.M

Volume Inj. :
Signal Phase :
Signal Info :

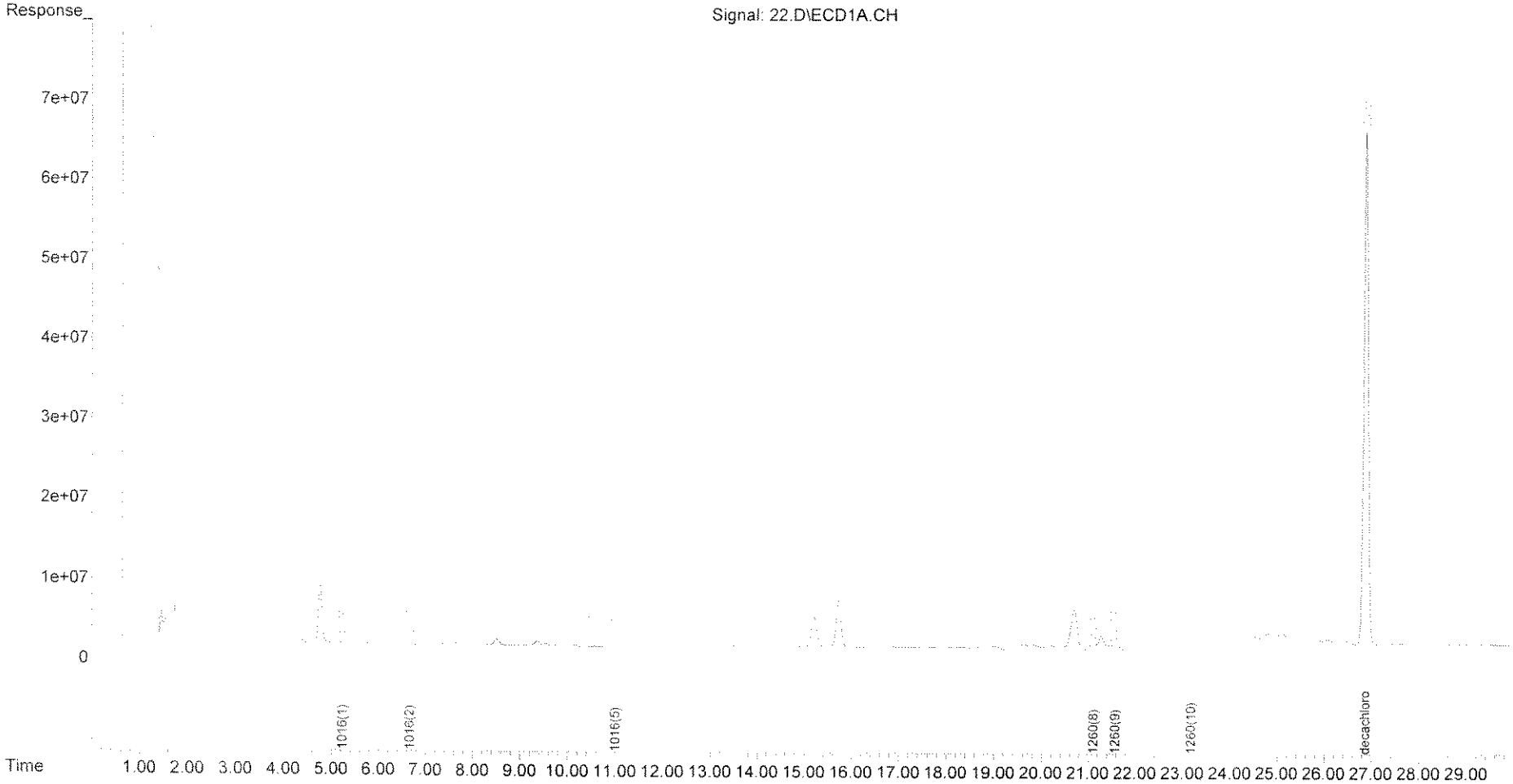

Quantitation Report (Not Reviewed)

Data File : C:\MSDchem\1\DATA\030909f\23.D Vial: 22
Acq On : 10 Mar 2009 3:37 am Operator: K.B.
Sample : 0.4 1260 lcs nc x0.1 Inst : gc7
Misc : Multiplr: 1.00
IntFile : EVENTS3.E
Quant Time: Mar 10 04:07:07 2009 Quant Results File: PCBSF.RES

Quant Method : C:\MSDCHEM\1\METHODS\PCBSF.M (Chemstation Integrator)
Title :
Last Update : Mon Oct 27 10:19:31 2008
Response via : Initial Calibration
DataAcq Meth : PCBSF.M

Volume Inj. :
Signal Phase :
Signal Info :

	Compound	R.T.	Response	Conc	Units
	System Monitoring Compounds				
1)	S decachlorobiphenyl	26.87	4492961608	91.609	
	Target Compounds				
2)	L1 1016(1)	5.24	5660488	0.001	ppb
3)	L1 1016(2)	6.69	10880995	0.002	ppb
4)	L1 1016(3)	8.14	10276132	0.005	ppb
5)	L1 1016(4)	0.00	0	N.D.	ppb
6)	L1 1016(5)	11.01	39202179	0.096	ppb
	Sum 1016(1)		66019795	0.103	ppb
	Average 1016(1)			0.026	ppb
7)	L2 1260(6)	16.78	422560759	0.731	ppb
8)	L2 1260(7)	17.33	504210217	0.713	ppb
9)	L2 1260(8)	21.16	555136800	1.065	ppb
10)	L2 1260(9)	21.75	623105853	0.521	ppb
11)	L2 1260(10)	23.32	527985361	0.935	ppb
	Sum 1260(6)		2633.0E6	3.965	ppb
	Average 1260(6)			0.793	ppb

(f)=RT Delta > 1/2 Window (m)=manual int.

Quantitation Report (Not Reviewed)

Data File : C:\MSDchem\1\DATA\030909f\23.D
Acq On : 10 Mar 2009 3:37 am
Sample : 0.4 1260 lcs nc x0.1
Misc :
IntFile : EVENTS3.E
Quant Time: Mar 10 4:07 2009 Quant Results File: PCBSF.RES

Vial: 22
Operator: K.B.
Inst : gc7
Multiplr: 1.00

Quant Method : C:\MSDCHEM\1\METHODS\PCBSF.M (Chemstation Integrator)
Title :
Last Update : Mon Oct 27 10:19:31 2008
Response via : Single Level Calibration
DataAcq Meth : PCBSF.M

Volume Inj. :
Signal Phase :
Signal Info :

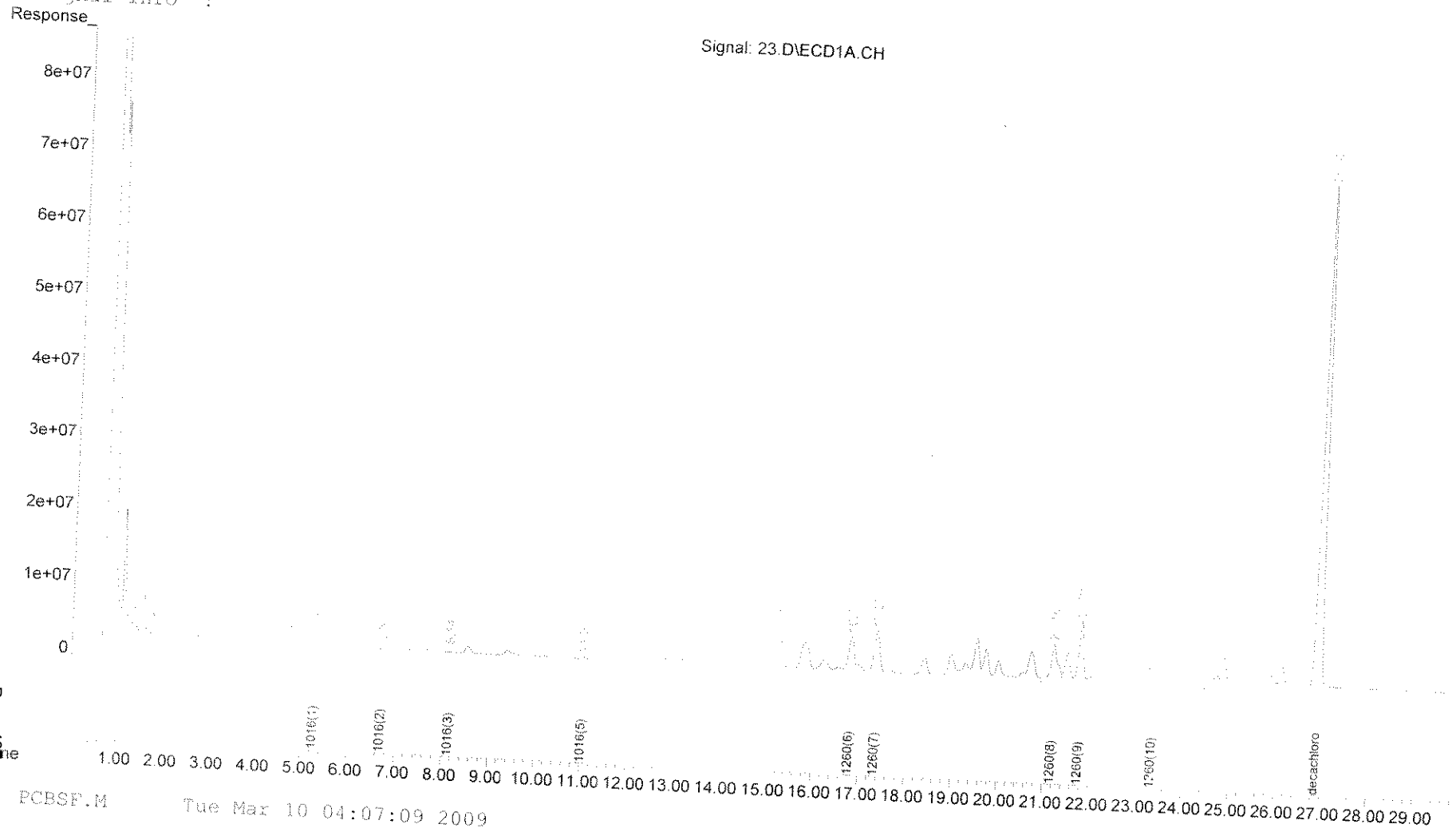

23.D PCBSF.M Tue Mar 10 04:07:09 2009

Quantitation Report (Not Reviewed)

Data File : C:\MSDchem\1\DATA\030909f\24.D
Acq On : 10 Mar 2009 4:10 am
Sample : 0768.01 6% x0.05
Misc :
IntFile : EVENTS3.E
Quant Time: Mar 10 04:40:14 2009 Quant Results File: PCBSF.RES

Vial: 23
Operator: K.B.
Inst : gc7
Multiplr: 1.00

Quant Method : C:\MSDCHEM\1\METHODS\PCBSF.M (Chemstation Integrator)
Title :
Last Update : Mon Oct 27 10:19:31 2008
Response via : Initial Calibration
DataAcq Meth : PCBSF.M

Volume Inj. :
Signal Phase :
Signal Info :

Compound	R.T.	Response	Conc Units
System Monitoring Compounds			
1) S decachlorobiphenyl	26.87	2381411840	48.556
Target Compounds			
2) L1 1016(1)			
3) L1 1016(2)	5.24	78076423	0.398 ppb
4) L1 1016(3)	6.69	106175739	0.204 ppb
5) L1 1016(4)	8.16	109331127	0.106 ppb
6) L1 1016(5)	8.83	86246122	0.276 ppb
Sum 1016(1)	10.93	111557882	0.319 ppb
Average 1016(1)		491.4E6	1.304 ppb
			0.261 ppb
7) L2 1260(6)			
8) L2 1260(7)	16.83	40389173	0.041 ppb
9) L2 1260(8)	17.34	15808863	0.013 ppb
10) L2 1260(9)	21.19	83157527	0.159 ppb
11) L2 1260(10)	21.81	149108739	0.134 ppb
Sum 1260(6)	23.38	375740662	0.669 ppb
Average 1260(6)		664.2E6	1.016 ppb
			0.203 ppb

(f)=RT Delta > 1/2 Window
(m)=manual int.

Quantitation Report (Not Reviewed)

Data File : C:\MSDchem\1\DATA\030909f\24.D
Acq On : 10 Mar 2009 4:10 am
Sample : 0768.01 6% x0.05
Misc :
IntFile : EVENTS3.E
Quant Time: Mar 10 4:40 2009 Quant Results File: PCBSF.RES

Vial: 23
Operator: K.B.
Inst : gc7
Multiplr: 1.00

Quant Method : C:\MSDCHEM\1\METHODS\PCBSF.M (Chemstation Integrator)
Title :
Last Update : Mon Oct 27 10:19:31 2008
Response via : Single Level Calibration
DataAcq Meth : PCBSF.M

Volume Inj. :
Signal Phase :
Signal Info :

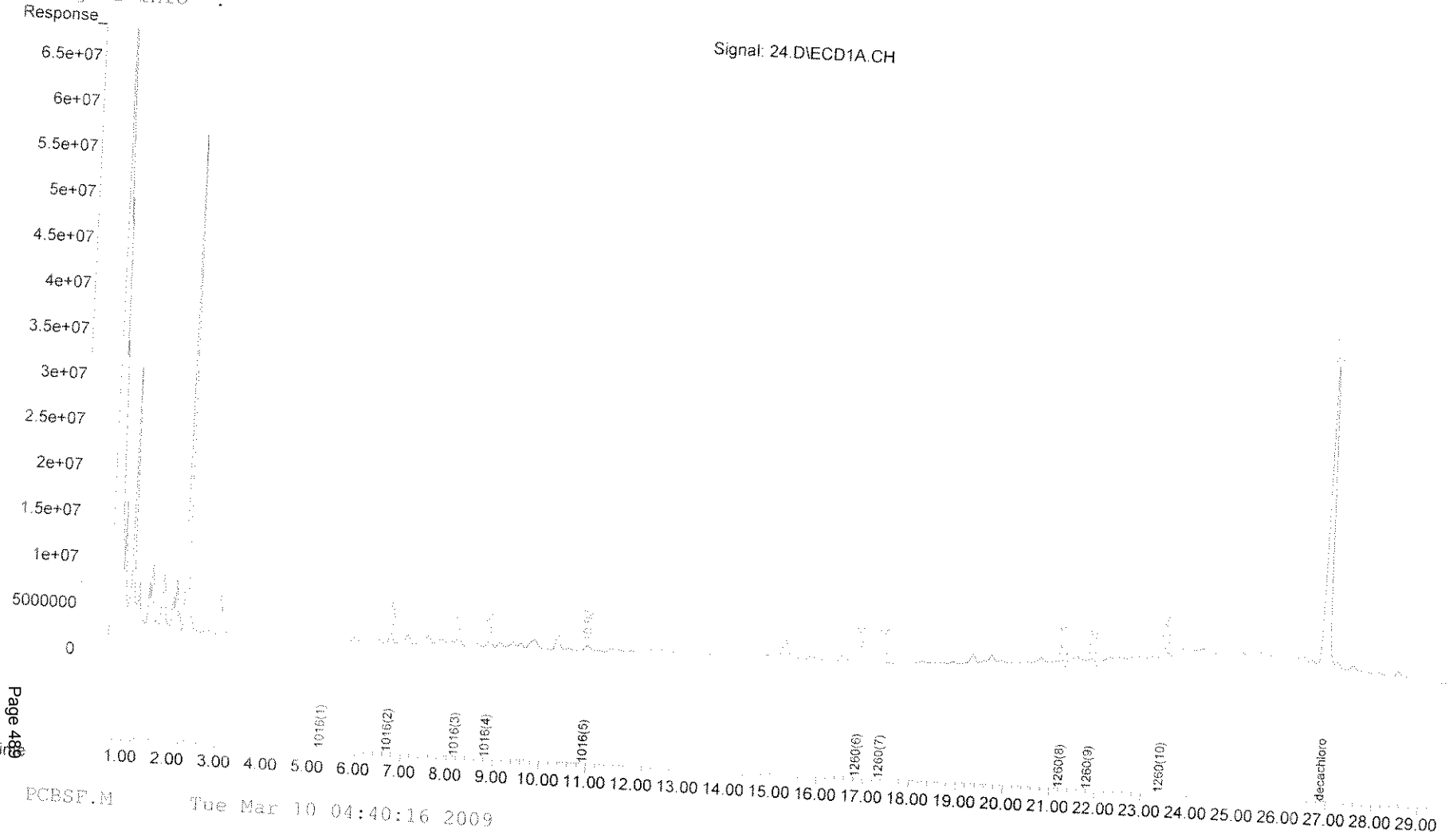

Page 488

24.D PCBSF.M Tue Mar 10 04:40:16 2009

Quantitation Report (Not Reviewed)

Data File : C:\MSDchem\1\DATA\030909f\25.D
Acq On : 10 Mar 2009 4:43 am
Sample : 0704.04 6% x40
Misc : ug/L
IntFile : EVENTS3.E
Quant Time: Mar 10 05:13:32 2009 Quant Results File: PCBSF.RES

Vial: 24
Operator: K.B.
Inst : gc7
Multiplr: 1.00

Quant Method : C:\MSDCHEM\1\METHODS\PCBSF.M (Chemstation Integrator)
Title :
Last Update : Mon Oct 27 10:19:31 2008
Response via : Initial Calibration
DataAcq Meth : PCBSF.M

Volume Inj. :
Signal Phase :
Signal Info :

Compound	R.T.	Response	Conc Units
System Monitoring Compounds			
1) S decachlorobiphenyl	26.87f	7710171023	157.206
Target Compounds			
2) L1 1016(1)	5.17f	19565668	0.077 ppb
3) L1 1016(2)	0.00	0	N.D. ppb
4) L1 1016(3)	8.10	53837883	0.049 ppb
5) L1 1016(4)	8.79	20778649	0.050 ppb
6) L1 1016(5)	10.93	35364347	0.084 ppb
Sum 1016(1)		129.5E6	0.260 ppb
Average 1016(1)			0.065 ppb
7) L2 1260(6)	16.78	20546100	0.005 ppb
8) L2 1260(7)	17.29	47419632	0.058 ppb
9) L2 1260(8)	21.25	62848699	0.120 ppb
10) L2 1260(9)	0.00	0	N.D. ppb
11) L2 1260(10)	23.35	345710191	0.617 ppb
Sum 1260(6)		476.5E6	0.800 ppb
Average 1260(6)			0.200 ppb

(f)=RT Delta > 1/2 Window (m)=manual int.

Quantitation Report (Not Reviewed)

Data File : C:\MSDchem\1\DATA\030909f\25.D
Acq On : 10 Mar 2009 4:43 am
Sample : 0704.04 6% x40
Misc : ug/L
IntFile : EVENTS3.E
Quant Time: Mar 10 5:13 2009 Quant Results File: PCBSF.RES

Vial: 24
Operator: K.B.
Inst : gc7
Multiplr: 1.00

Quant Method : C:\MSDCHEM\1\METHODS\PCBSF.M (Chemstation Integrator)
Title :
Last Update : Mon Oct 27 10:19:31 2008
Response via : Single Level Calibration
DataAcq Meth : PCBSF.M

Volume Inj. :
Signal Phase :
Signal Info :



25.D PCBSF.M Tue Mar 10 05:13:34 2009

Quantitation Report (Not Reviewed)

Data File : C:\MSDchem\1\DATA\030909f\26.D
Acq On : 10 Mar 2009 5:16 am Vial: 25
Sample : 1248 1.0 Operator: K.B.
Misc : Inst : gc7
IntFile : EVENTS3.E Multiplr: 1.00
Quant Time: Mar 10 05:46:36 2009 Quant Results File: PCBSF.RES

Quant Method : C:\MSDCHEM\1\METHODS\PCBSF.M (Chemstation Integrator)
Title :
Last Update : Mon Oct 27 10:19:31 2008
Response via : Initial Calibration
DataAcq Meth : PCBSF.M

Volume Inj. :
Signal Phase :
Signal Info :

Compound	R.T.	Response	Conc	Units
System Monitoring Compounds				
1) S decachlorobiphenyl	0.00	0	N.D.	
Target Compounds				
2) L1 1016(1)	0.00	0	N.D.	ppb
3) L1 1016(2)	6.69	42306126	0.068	ppb
4) L1 1016(3)	8.10	102213176	0.098	ppb
5) L1 1016(4)	8.76	26645012	0.070	ppb
6) L1 1016(5)	10.93	96455665	0.273	ppb
Sum 1016(1)		267.6E6	0.510	ppb
Average 1016(1)			0.127	ppb
7) L2 1260(6)	0.00	0	N.D.	ppb
8) L2 1260(7)	0.00	0	N.D.	ppb
9) L2 1260(8)	0.00	0	N.D.	ppb
10) L2 1260(9)	0.00	0	N.D.	ppb
11) L2 1260(10)	0.00	0	N.D.	ppb
Sum 1260(6)		0	N.D.	ppb
Average 1260(6)			0.000	ppb

(f)=RT Delta > 1/2 Window
(m)=manual int.

Quantitation Report (Not Reviewed)

Data File : C:\MSDchem\1\DATA\030909f\26.D
Acq On : 10 Mar 2009 5:16 am
Sample : 1248 1.0
Misc :
IntFile : EVENTS3.E
Quant Time: Mar 10 5:46 2009 Quant Results File: PCBSF.RES

Vial: 25
Operator: K.B.
Inst : gc7
Multiplr: 1.00

Quant Method : C:\MSDCHEM\1\METHODS\PCBSF.M (Chemstation Integrator)
Title :
Last Update : Mon Oct 27 10:19:31 2008
Response via : Single Level Calibration
DataAcq Meth : PCBSF.M

Volume Inj. :
Signal Phase :
Signal Info :

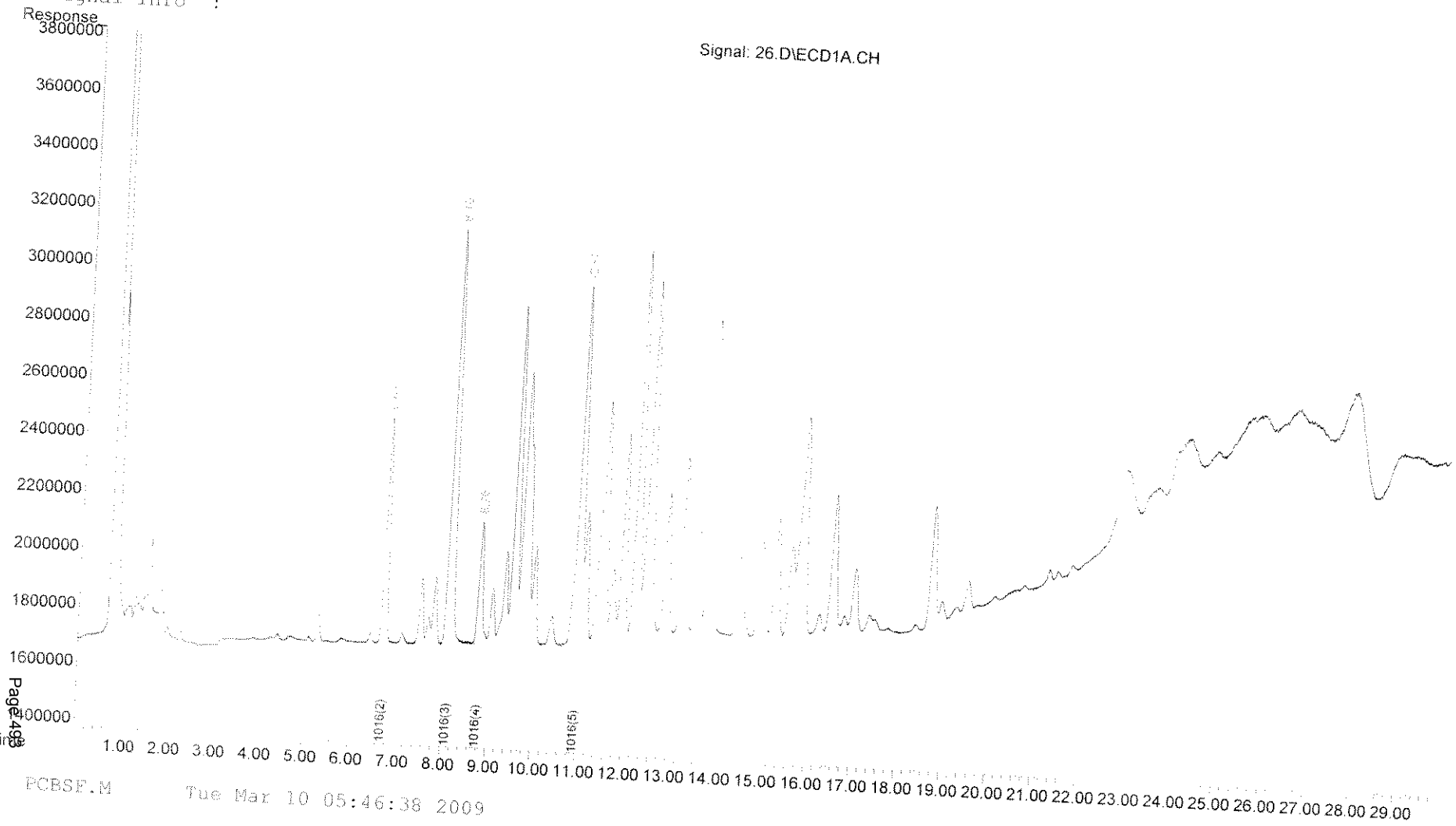

26.D PCBSF.M Tue Mar 10 05:46:38 2009

Quantitation Report (Not Reviewed)

Data File : C:\MSDchem\1\DATA\030909f\27.D
Acq On : 10 Mar 2009 5:49 am Vial: 26
Sample : 0.4 1260 spike 6% x0.1 Operator: K.B.
Misc : Inst : gc7
IntFile : EVENTS3.E Multiplr: 1.00
Quant Time: Mar 10 06:19:50 2009 Quant Results File: PCBSF.RES

Quant Method : C:\MSDCHEM\1\METHODS\PCBSF.M (Chemstation Integrator)
Title :
Last Update : Mon Oct 27 10:19:31 2008
Response via : Initial Calibration
DataAcq Meth : PCBSF.M

Volume Inj. :
Signal Phase :
Signal Info :

Compound	R.T.	Response	Conc Units
System Monitoring Compounds			
1) S decachlorobiphenyl	26.86	4237375432	86.398
Target Compounds			
2) L1 1016(1)			
3) L1 1016(2)	5.24	6843107	0.007 ppb
4) L1 1016(3)	6.69	15958322	0.012 ppb
5) L1 1016(4)	0.00	0	N.D. ppb
6) L1 1016(5)	0.00	0	N.D. ppb
Sum 1016(1)	11.01	27897335	0.061 ppb
Average 1016(1)		50698764	0.081 ppb
			0.027 ppb
7) L2 1260(6)			
8) L2 1260(7)	16.78	410839966	0.710 ppb
9) L2 1260(8)	17.33	490542793	0.694 ppb
10) L2 1260(9)	21.16	525463306	1.008 ppb
11) L2 1260(10)	21.75	667101420	0.556 ppb
Sum 1260(6)	23.32	646842035	1.142 ppb
Average 1260(6)		2740.8E6	4.111 ppb
			0.822 ppb

(f)=RT Delta > 1/2 Window
(m)=manual int.

Quantitation Report (Not Reviewed)

Data File : C:\MSDchem\1\DATA\030909f\27.D
Acq On : 10 Mar 2009 5:49 am
Sample : 0.4 1260 spike 6% x0.1
Misc :
IntFile : EVENTS3.E
Quant Time: Mar 10 6:19 2009 Quant Results File: PCBSF.RES

Vial: 26
Operator: K.B.
Inst : gc7
Multiplr: 1.00

Quant Method : C:\MSDCHEM\1\METHODS\PCBSF.M (Chemstation Integrator)
Title :
Last Update : Mon Oct 27 10:19:31 2008
Response via : Single Level Calibration
DataAcq Meth : PCBSF.M

Volume Inj. :
Signal Phase :
Signal Info :

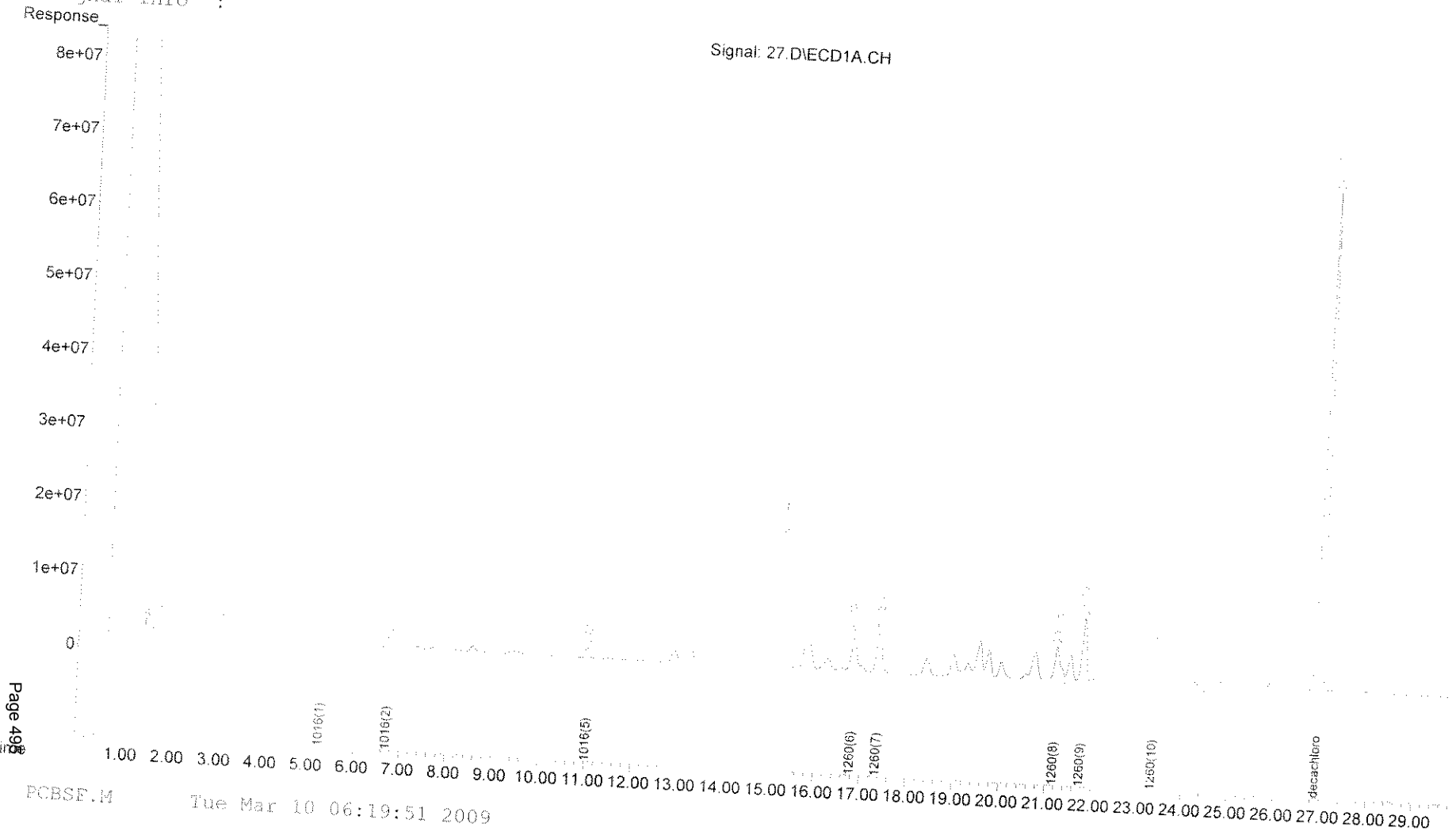

Page 498

27.D PCBSF.M Tue Mar 10 06:19:51 2009

Quantitation Report (Not Reviewed)

Data File : C:\MSDchem\1\DATA\030909f\28.D
Acq On : 10 Mar 2009 6:22 am
Sample : 0.4 1260 dp spike 6% x0.1
Misc :
IntFile : EVENTS3.E
Quant Time: Mar 10 06:53:00 2009 Quant Results File: PCBSF.RES

Vial: 27
Operator: K.B.
Inst : gc7
Multiplr: 1.00

Quant Method : C:\MSDCHEM\1\METHODS\PCBSF.M (Chemstation Integrator)
Title :
Last Update : Mon Oct 27 10:19:31 2008
Response via : Initial Calibration
DataAcq Meth : PCBSF.M

Volume Inj. :
Signal Phase :
Signal Info :

Compound	R.T.	Response	Conc Units
System Monitoring Compounds			
1) S decachlorobiphenyl	26.87	4358957145	88.877
Target Compounds			
2) L1 1016(1)			
3) L1 1016(2)	5.24	7156446	0.009 ppb
4) L1 1016(3)	6.69	19662401	0.020 ppb
5) L1 1016(4)	8.13	8708875	0.003 ppb
6) L1 1016(5)	0.00	0	N.D. ppb
Sum 1016(1)	11.01	35018789	0.083 ppb
Average 1016(1)		70546511	0.116 ppb
			0.029 ppb
7) L2 1260(6)			
8) L2 1260(7)	16.78	406669040	0.703 ppb
9) L2 1260(8)	17.33	486206872	0.687 ppb
10) L2 1260(9)	21.16	532493315	1.022 ppb
11) L2 1260(10)	21.75	646477562	0.540 ppb
Sum 1260(6)	23.32	641984770	1.134 ppb
Average 1260(6)		2713.8E6	4.085 ppb
			0.817 ppb

(f)=RT Delta > 1/2 Window
28.D PCBSF.M Tue Mar 10 06:53:01 2009 (m)=manual int.

Quantitation Report (Not Reviewed)

Data File : C:\MSDchem\1\DATA\030909f\28.D
Acq On : 10 Mar 2009 6:22 am
Sample : 0.4 1260 dp spike 6% x0.1
Misc :
IntFile : EVENTS3.E
Quant Time: Mar 10 6:53 2009 Quant Results File: PCBSF.RES

Vial: 27
Operator: K.B.
Inst : gc7
Multiplr: 1.00

Quant Method : C:\MSDCHEM\1\METHODS\PCBSF.M (Chemstation Integrator)
Title :
Last Update : Mon Oct 27 10:19:31 2008
Response via : Single Level Calibration
DataAcq Meth : PCBSF.M

Volume Inj. :
Signal Phase :
Signal Info :

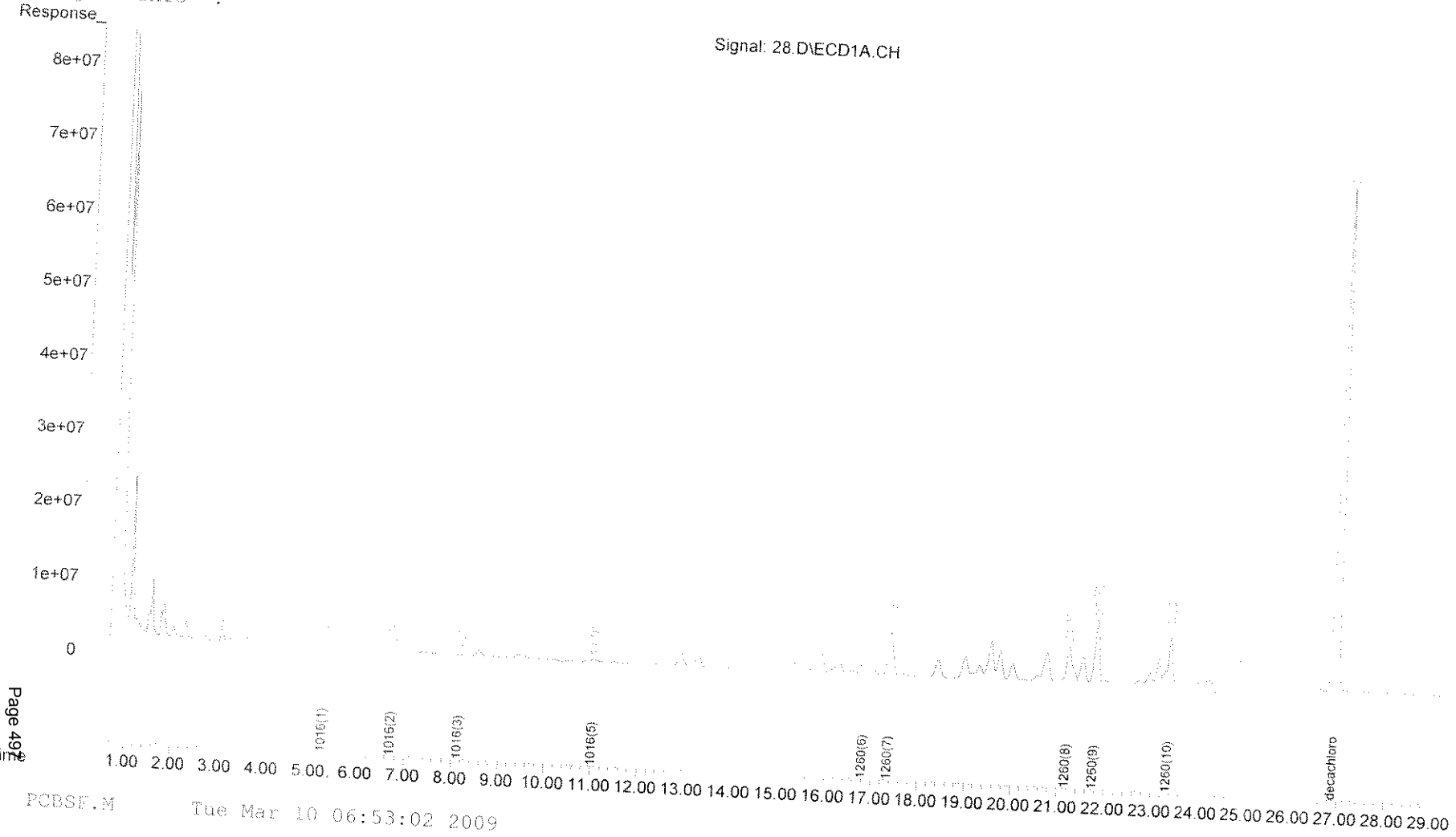

Quantitation Report (Not Reviewed)

Data File : C:\MSDchem\1\DATA\030909f\29.D
Acq On : 10 Mar 2009 6:56 am Vial: 28
Sample : 1254 1.0 Operator: K.B.
Misc : Inst : gc7
IntFile : EVENTS3.E Multiplr: 1.00
Quant Time: Mar 10 07:26:17 2009 Quant Results File: PCBSF.RES

Quant Method : C:\MSDCHEM\1\METHODS\PCBSF.M (Chemstation Integrator)
Title :
Last Update : Mon Oct 27 10:19:31 2008
Response via : Initial Calibration
DataAcq Meth : PCBSF.M

Volume Inj. :
Signal Phase :
Signal Info :

Compound	R.T.	Response	Conc	Units
System Monitoring Compounds				
1) S decachlorobiphenyl	0.00	0	N.D.	
Target Compounds				
2) L1 1016(1)	0.00	0	N.D.	ppb
3) L1 1016(2)	0.00	0	N.D.	ppb
4) L1 1016(3)	0.00	0	N.D.	ppb
5) L1 1016(4)	0.00	0	N.D.	ppb
6) L1 1016(5)	10.93	26933388	0.058	ppb
Sum 1016(1)		26933388	0.058	ppb
Average 1016(1)			0.058	ppb
7) L2 1260(6)	16.79	67732431	0.090	ppb
8) L2 1260(7)	17.34	76973200	0.101	ppb
9) L2 1260(8)	21.26	48625686	0.092	ppb
10) L2 1260(9)	21.76	32634224	0.039	ppb
11) L2 1260(10)	23.32	18028936	0.045	ppb
Sum 1260(6)		244.0E6	0.368	ppb
Average 1260(6)			0.074	ppb

(f)=RT Delta > 1/2 Window (m)=manual int.

Quantitation Report (Not Reviewed)

Data File : C:\MSDchem\1\DATA\030909f\29.D
Acq On : 10 Mar 2009 6:56 am
Sample : 1254 1.0
Misc :
IntFile : EVENTS3.E
Quant Time: Mar 10 7:26 2009 Quant Results File: PCBSF.RES

Vial: 28
Operator: K.B.
Inst : gc7
Multiplr: 1.00

Quant Method : C:\MSDCHEM\1\METHODS\PCBSF.M (Chemstation Integrator)
Title :
Last Update : Mon Oct 27 10:19:31 2008
Response via : Single Level Calibration
DataAcq Meth : PCBSF.M

Volume Inj. :
Signal Phase :
Signal Info :

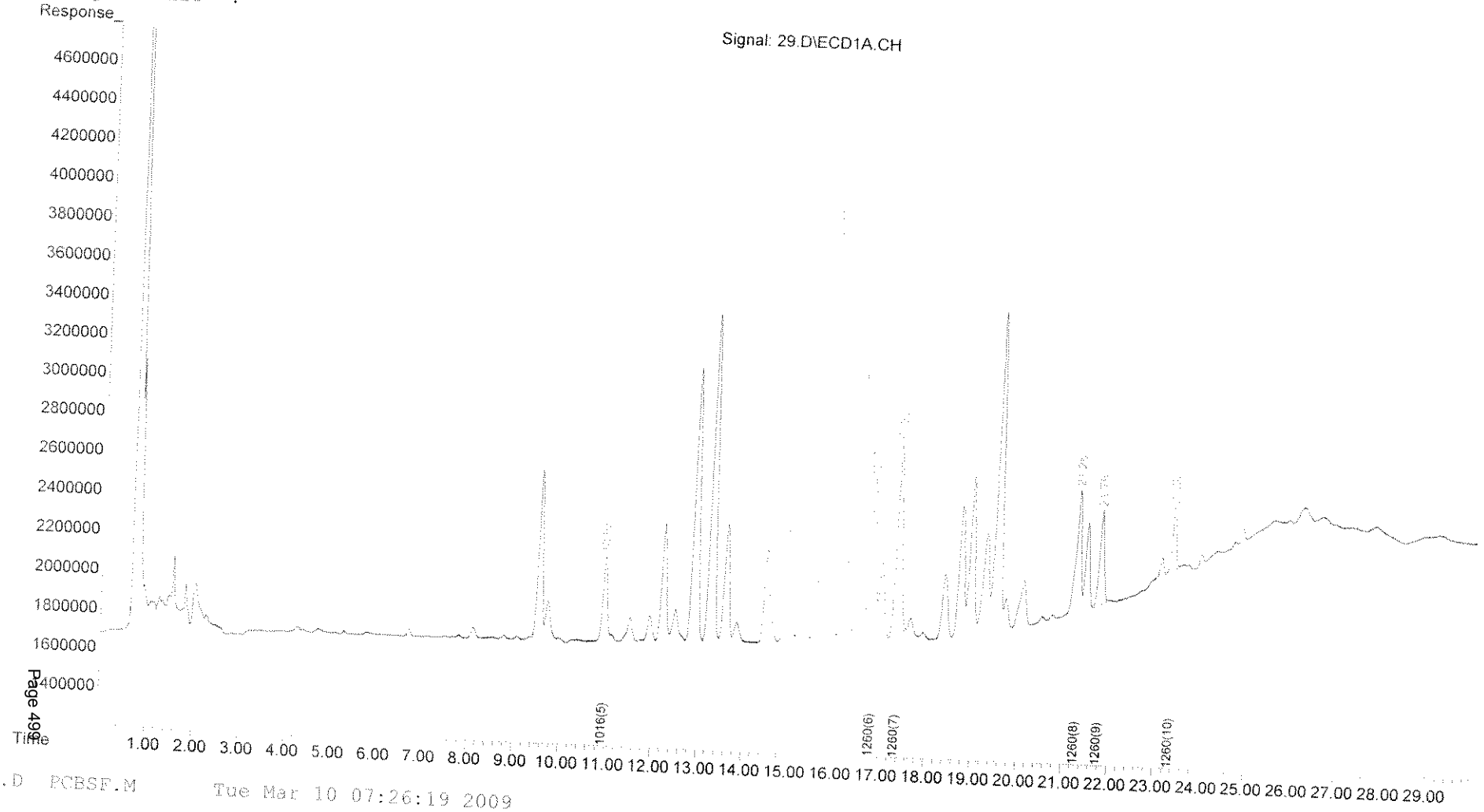

Quantitation Report (Not Reviewed)

Data File : C:\MSDchem\1\DATA\030909f\30.D
Acq On : 10 Mar 2009 7:29 am Vial: 6
Sample : 1016/1260 6.0 Operator: K.B.
Misc : Inst : gc7
IntFile : EVENTS3.E Multiplr: 1.00
Quant Time: Mar 10 07:59:36 2009 Quant Results File: PCBSF.RES

Quant Method : C:\MSDCHEM\1\METHODS\PCBSF.M (Chemstation Integrator)
Title :
Last Update : Mon Oct 27 10:19:31 2008
Response via : Initial Calibration
DataAcq Meth : PCBSF.M

Volume Inj. :
Signal Phase :
Signal Info :

Compound	R.T.	Response	Conc Units
System Monitoring Compounds			
1) S decachlorobiphenyl	26.87	10761031	0.219
Target Compounds			
2) L1 1016(1)			
3) L1 1016(2)	5.27	221320496	1.184 ppb
4) L1 1016(3)	6.70	554134024	1.158 ppb
5) L1 1016(4)	8.11	1107217822	1.120 ppb
6) L1 1016(5)	8.77	387012040	1.317 ppb
Sum 1016(1)	10.94	385293838	1.164 ppb
Average 1016(1)		2655.0E6	5.943 ppb
			1.189 ppb
7) L2 1260(6)			
8) L2 1260(7)	16.79	679541102	1.195 ppb
9) L2 1260(8)	17.34	811661004	1.154 ppb
10) L2 1260(9)	21.16	612374949	1.175 ppb
11) L2 1260(10)	21.75	1395519805	1.150 ppb
Sum 1260(6)	23.32	793872538	1.399 ppb
Average 1260(6)		4293.0E6	6.074 ppb
			1.215 ppb

(f)=RT Delta > 1/2 Window
(m)=manual int.

Quantitation Report (Not Reviewed)

Data File : C:\MSDchem\1\DATA\030909f\30.D
Acq On : 10 Mar 2009 7:29 am
Sample : 1016/1260 6.0
Misc :
IntFile : EVENTS3.E
Quant Time: Mar 10 7:59 2009 Quant Results File: PCBSF.RES

Vial: 6
Operator: K.B.
Inst : gc7
Multiplr: 1.00

Quant Method : C:\MSDCHEM\1\METHODS\PCBSF.M (Chemstation Integrator)
Title :
Last Update : Mon Oct 27 10:19:31 2008
Response via : Single Level Calibration
DataAcq Meth : PCBSF.M

Volume Inj. :
Signal Phase :
Signal Info :

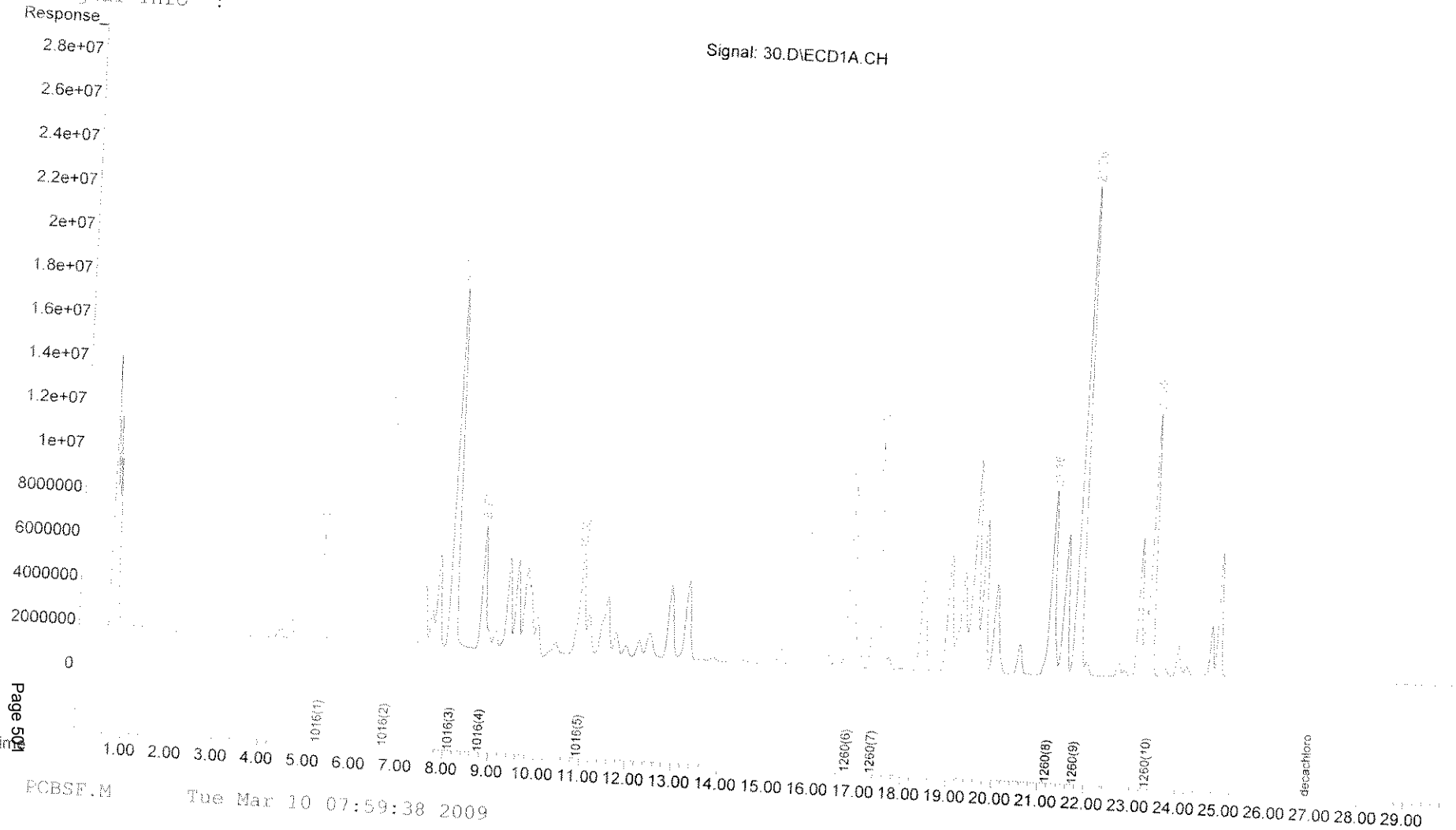

30.D PCBSF.M Tue Mar 10 07:59:38 2009

GCTPH - QC DELIVERABLES

Conformance/Nonconformance Summary for GCTPH(8015)

sample: 290790.00

QC criteria were met for the following unless stated otherwise:

Method blank

Surrogate recoveries

Matrix spike and matrix spike duplicate RPD

Matrix spike and matrix spike duplicate % recoveries

Holding time

Initial instrument calibration and continuing calibration

LAB CHRONICLE

lab number	sample	date collected	date received	date of extraction	holding time (days) before extraction	date of analysis	holding time (days) after extraction
290790.00	water, Leachate	3/4/09	3/4/09	3/6/09	2	3/10/09	4

All samples were received in good condition.

ANALYTICAL RESULTS SUMMARY

instrument: SVGC 3F, H.P. 5890 Plus
primary column: RTX-1, 30 m x 0.32 mm, 1.05um

lab number	sample wt./vol.	final vol.	dilution factor	PQL (mg/Kg)
290790.00	1000ml	1ml	1	0.01

GC

3-10-03

TOTAL PETROLEUM HYDROCARBONS(8015)

290790.00

	RAW SAMPLE AREA	DIL.	BLANK AREA	SAMPLE AREA	PH AREA	PH CONC. ppb	RF	TPH CONC ppb
1	3.80	1	2.26	1.54	7.81	100	12.80	20
2	4.54	1	0.56	3.98	12.27	100	8.15	32
3	7.69	1	0.57	7.12	14.44	100	6.93	49
4	7.42	1	0.79	6.63	15.74	100	6.35	42
5	5.89	1	1.16	4.73	15.98	100	6.26	30
6	20.92	1	3.40	17.52	16.50	100	6.06	106
7								
8								

TOTAL PETROLEUM HYDROCARBONS(PPB) : **279** ug/L

0.279 mg/L

Quantitation Report (QT Reviewed)

Data File : C:\DATA2005\SVGC3\MAR09T\030909\03090917.D Vial: 17
Acq On : 10 Mar 2009 1:27 am Operator: GW
Sample : 0790.00 x1 Inst : SVGC3
Misc : 03/09/09 Multiplr: 1.00
IntFile : EVENTS.E
Quant Time: Mar 11 11:56 2009 Quant Results File: PH030909.RES

Quant Method : C:\HPCHEM\1\METHODS\PH030909.M (Chemstation Integrator)
Title :
Last Update : Wed Mar 11 10:54:05 2009
Response via : Initial Calibration
DataAcq Meth : PHCARB.M

Volume Inj. :
Signal Phase :
Signal Info :

	Compound	R.T.	Response	Conc Units
	System Monitoring Compounds			
1) S	4-Bromofluorobenzene	16.44	1242453	57.813 ppb
	Target Compounds			

(f)=RT Delta > 1/2 Window (m)=manual int.

Quantitation Report

Data File : C:\DATA2005\SVGC3\MAR09T\030909\03090917.D Vial: 17
Acq On : 10 Mar 2009 1:27 am Operator: GW
Sample : 0790.00 x1 Inst : SVGC3
Misc : 03/09/09 MultiplIr: 1.00
IntFile : EVENTS.E
Quant Time: Mar 11 11:56 2009 Quant Results File: PH030909.RES

Quant Method : C:\HPCHEM\1\METHODS\PH030909.M (Chemstation Integrator)
Title :
Last Update : Wed Mar 11 10:54:05 2009
Response via : Single Level Calibration
DataAcq Meth : PHCARB.M

Volume Inj. :
Signal Phase :
Signal Info :

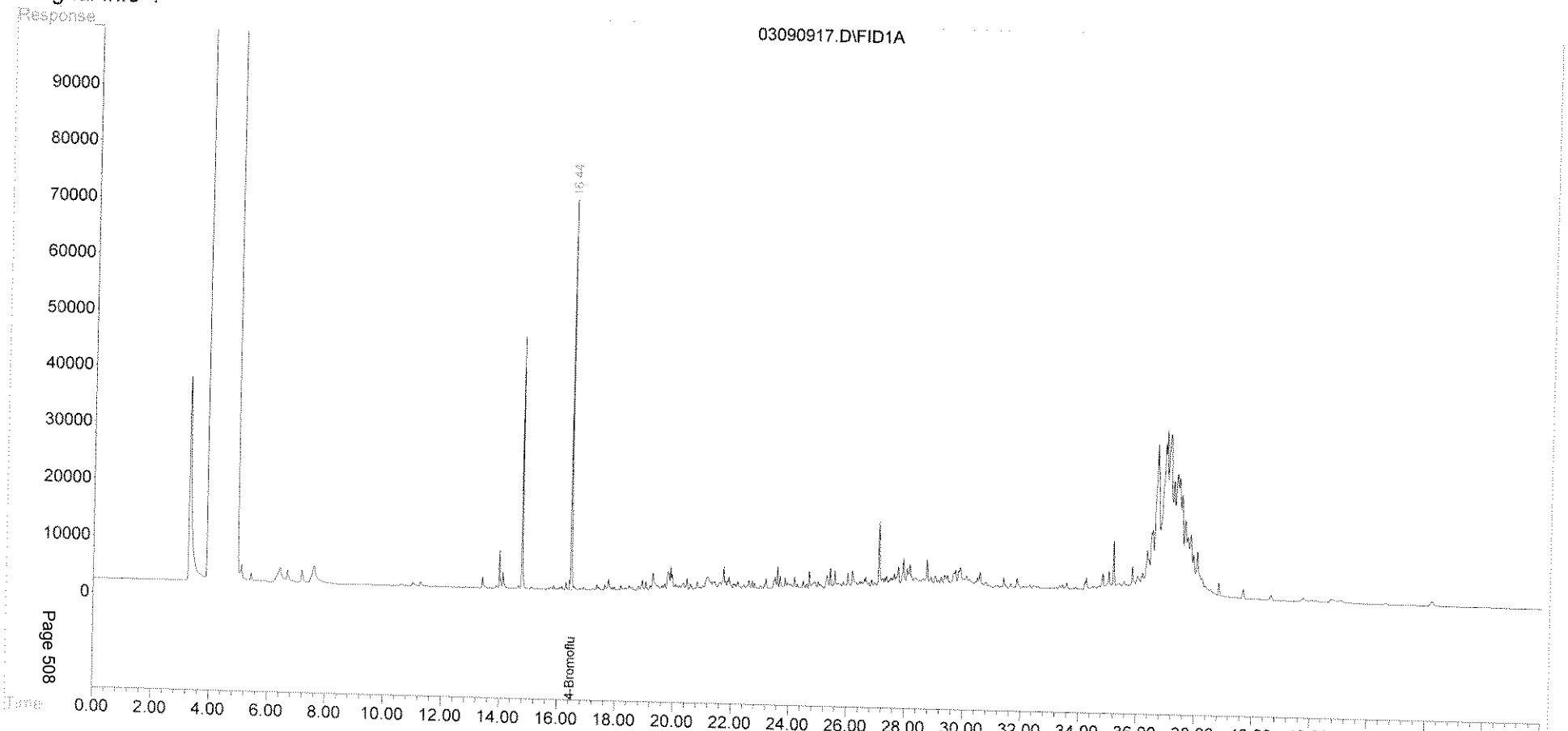

Page 508

290790 GCTPH

DATE	Sample ID	Matrix	Sample wt/ Volume	Final Vol.	Vial ID + Dilution	Method	In. pH	Fin. pH
3-6-09	Pest LCS	W	1000.0mL	10.0mL	LCS x1	Pest	~7	~7
	0768.01	↓	↓	↓	0768.01 x1	↓	↓	↓
	0790	W	1000.0mL	10.0mL	0790 x1	Pest	~7	~7
3-6-09	Pest Blk	S	25.0g		Blk x40		N/A	N/A
	Spk				Spk x40			
	Spk				Spk x40			
	LCS		25.0g	10.0mL	LCS x40			
	0814	S	5.0g	2.0mL	0814 x40	Pest	N/A	N/A
3-6-09	OPENED	MeCl2	ICB LOT:	68855		PCB	~7	~7
3-9-09	PCB Blk	W	1000.0mL	1.0mL	Blk x0.1			
	Spk				Spk x0.1			
	Spk				Spk x0.1			
	LCS		1000.0mL		LCS x0.1			
	0789.01		2000.0mL		0789.01 x0.05			
	0790	W	2000.0mL	1.0mL	0790 x0.05	PCB	~7	~7
3-9-09	BN Blk	S	33.3g		Blk x30	BN	N/A	N/A
	Spk				Spk x30			
	Spk				Spk x30			
	LCS				LCS x30			
	0833.01				0833.01 x30			
	.02				0833.02 x30			
	.03				0833.03 x30			
	.04				0833.04 x30			
	.05				0833.05 x30			
	.06	S	33.3g	1.0mL	0833.06 x30	BN	N/A	N/A
3-9-09	GCTPH Blk	W	1000.0mL		Blk x1	GCTPH	~7	~7
	Spk				Spk x1			
	Spk				Spk x1			
	LCS				LCS x1			
	0790	W	1000.0mL	1.0mL	0790 x1	GCTPH	~7	~7

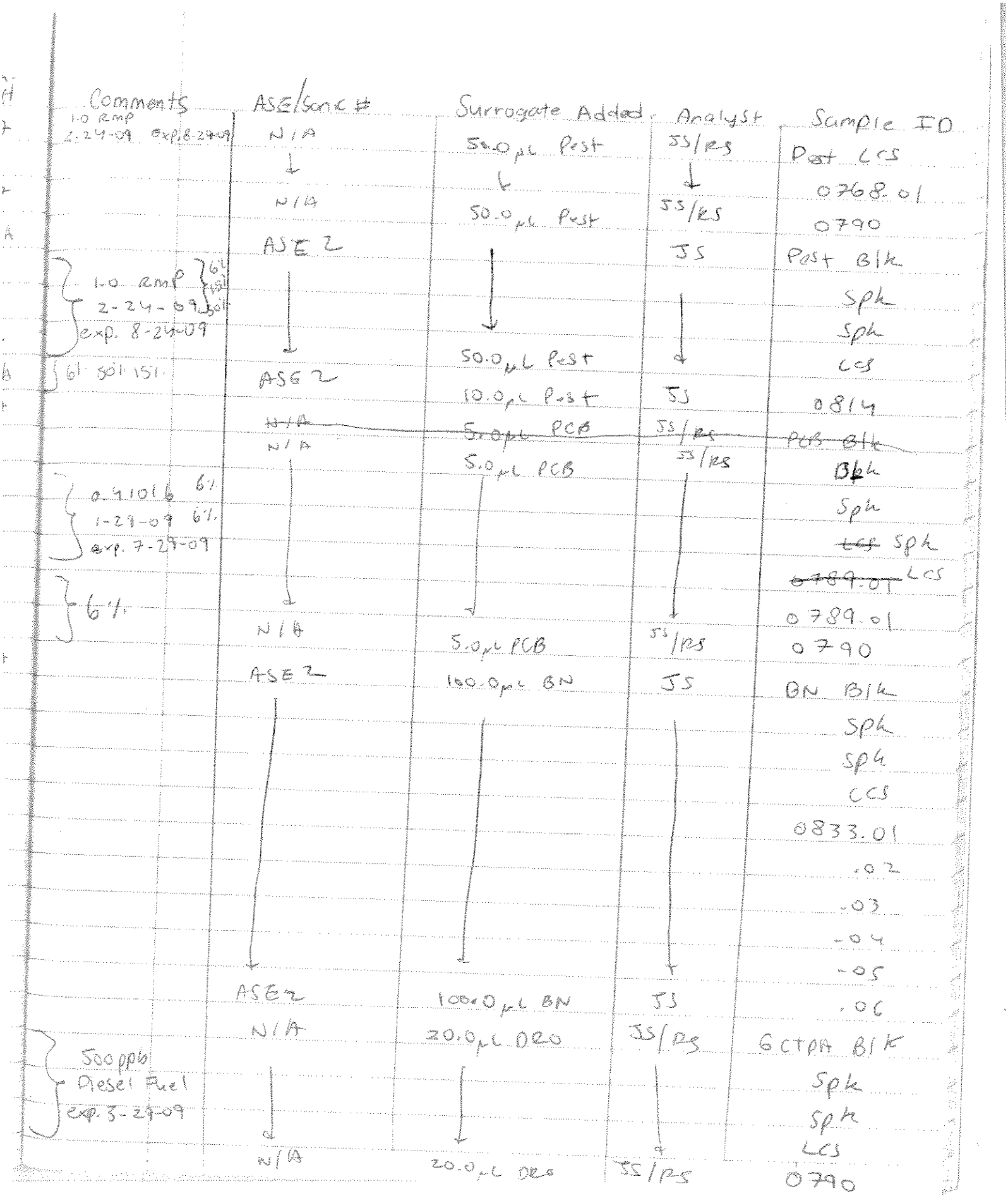

Comments	ASE/Sonic #	Surrogate Added	Analyst	Sample ID
1.0 RMP 2-24-09 exp. 8-24-09	N/A	50.0 µL Pest	JS/RS	Pest LCS
	↓	↓	↓	0768.01
	N/A	50.0 µL Pest	JS/RS	0790
	ASE 2	↓	JS	Pest Blk
1.0 RMP 2-24-09 exp. 8-24-09 6% 15% 50%	↓	↓	↓	Spk
				Spk
				LCS
6% 50% 15%	ASE 2	50.0 µL Pest	JS	0814
	~~N/A~~	~~5.0 µL PCB~~	~~JS/RS~~	~~PCB Blk~~
	N/A	5.0 µL PCB	JS/RS	Blk
0.41016 6% 1-29-09 6% exp. 7-29-09	↓	↓	↓	Spk
				~~LCS~~ Spk
				~~0789.01~~ LCS
6%	↓	↓	↓	0789.01
	N/A	5.0 µL PCB	JS/RS	0790
	ASE 2	100.0 µL BN	JS	BN Blk
	↓	↓	↓	Spk
				Spk
				LCS
				0833.01
				.02
				.03
				.04
				.05
	ASE 2	100.0 µL BN	JS	.06
	N/A	20.0 µL DRO	JS/RS	6 CTPA Blk
500 ppb Diesel Fuel exp. 3-29-09	↓	↓	↓	Spk
				Spk
				LCS
	N/A	20.0 µL DRO	JS/RS	0790

SURROGATE RECOVERY SUMMARY

method: 8015
surrogate: 4-Bromofluorobenzene 80ppb

sample	matrix	% recovery
method blank	WATER	69
MS	WATER	61
MSD	WATER	50
LCS	WATER	58
290790.00	WATER	58

% recovery limits

	WATER
UCL	115
UWL	97
LWL	25
LCL	8

GCTPH RETENTION TIME WINDOWS

instrument: SVGC3F, H.P. 5890plus
primary column: Rtx-1, 30 m x 0.32mm x 1.0um df

compound	retention time	retention time window from	to
c8	16.37	16.37	16.37
c36	38.86	38.86	38.86

*Retention time for GCTPH is the range between c8 and c36

METHOD BLANK SUMMARY

instrument: SVGC 3F, H.P. 5890 Plus
primary column: Rtx-1, 30 m x 0.32 mm

blank sample	date received	date extracted	date of analysis	sample volume	% moisture	dilution factor
tap water blank	NA	3/9/09	3/9/09	1000ml	100%	1

This method blank is associated with samples:
290790.00

Quantitation Report (QT Reviewed)

Data File : C:\DATA2005\SVGC3\MAR09T\030909\03090913.D Vial: 13
Acq On : 9 Mar 2009 9:31 pm Operator: GW
Sample : met blank x1 Inst : SVGC3
Misc : 03/09/09 MultiplIr: 1.00
IntFile : EVENTS.E
Quant Time: Mar 11 11:55 2009 Quant Results File: PH030909.RES

Quant Method : C:\HPCHEM\1\METHODS\PH030909.M (Chemstation Integrator)
Title :
Last Update : Wed Mar 11 10:54:05 2009
Response via : Initial Calibration
DataAcq Meth : PHCARB.M

Volume Inj. :
Signal Phase :
Signal Info :

Compound	R.T.	Response	Conc Units
System Monitoring Compounds			
1) S 4-Bromofluorobenzene	16.44	1486329	69.161 ppb
Target Compounds			

(f)=RT Delta > 1/2 Window (m)=manual int.

Quantitation Report

Data File : C:\DATA2005\SVGC3\MAR09T\030909\03090913.D Vial: 13
Acq On : 9 Mar 2009 9:31 pm Operator: GW
Sample : met blank x1 Inst : SVGC3
Misc : 03/09/09 MultiplIr: 1.00
IntFile : EVENTS.E
Quant Time: Mar 11 11:55 2009 Quant Results File: PH030909.RES

Quant Method : C:\HPCHEM\1\METHODS\PH030909.M (Chemstation Integrator)
Title :
Last Update : Wed Mar 11 10:54:05 2009
Response via : Single Level Calibration
DataAcq Meth : PHCARB.M

Volume Inj. :
Signal Phase :
Signal Info :

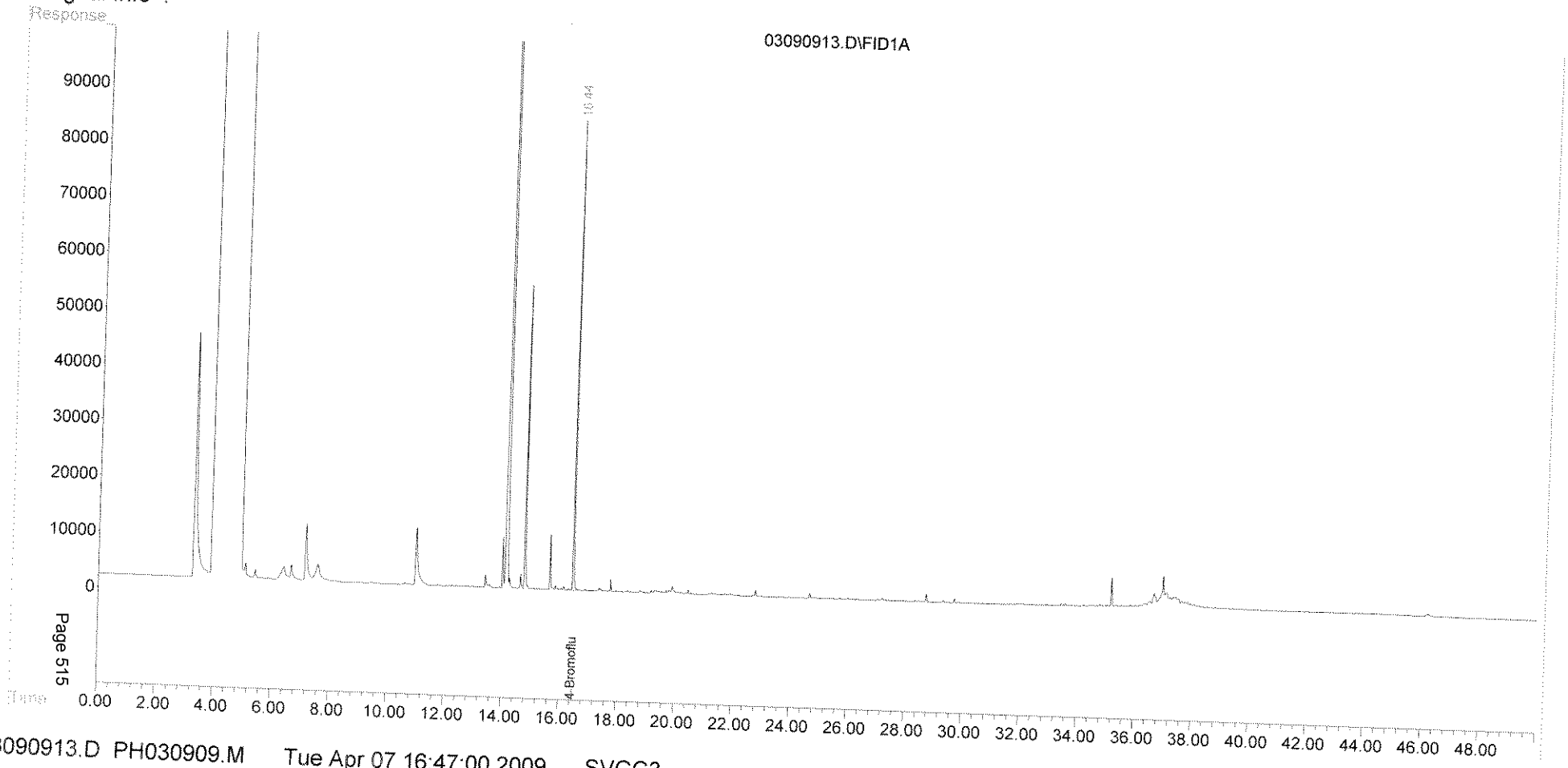

Page 515

3090913.D PH030909.M Tue Apr 07 16:47:00 2009 SVGC3

GCTPH MS/MSD SUMMARY

method: 8015

compound	unspiked conc. (mg/L)	spike conc. (mg/L)	MS conc. (mg/L)	MS % rec.	MSD conc. (mg/L)	MSD % rec.	% rec. limits	MS,MSD difference (mg/L)	difference limit (mg/L)
Diesel Fuel	0	0.5	0.34	68%	0.32	64%	5-139	0.0	5.2

TOTAL PETROLEUM HYDROCARBONS(8015)

TPH Spike

	RAW SAMPLE AREA	DIL.	BLANK AREA	SAMPLE AREA	PH AREA	PH CONC. ppb	RF	TPH CONC ppb
1	4.99	1	2.26	2.73	7.81	100	12.80	35
2	12.13	1	0.56	11.57	12.27	100	8.15	94
3	18.30	1	0.57	17.73	14.44	100	6.93	123
4	11.03	1	0.79	10.24	15.74	100	6.35	65
5	2.41	1	1.16	1.25	15.98	100	6.26	8
6	5.39	1	3.40	1.99	16.50	100	6.06	12
7								
8								

TOTAL PETROLEUM HYDROCARBONS(PPB) : 337

Quantitation Report (QT Reviewed)

Data File : C:\DATA2005\SVGC3\MAR09T\030909\03090914.D Vial: 14
Acq On : 9 Mar 2009 10:30 pm Operator: GW
Sample : tph spk x1 Inst : SVGC3
Misc : 500ppb Diesel Fuel Multiplr: 1.00
IntFile : EVENTS.E
Quant Time: Mar 11 11:55 2009 Quant Results File: PH030909.RES

Quant Method : C:\HPCHEM\1\METHODS\PH030909.M (Chemstation Integrator)
Title :
Last Update : Wed Mar 11 10:54:05 2009
Response via : Initial Calibration
DataAcq Meth : PHCARB.M

Volume Inj. :
Signal Phase :
Signal Info :

Compound	R.T.	Response	Conc Units
System Monitoring Compounds			
1) S 4-Bromofluorobenzene	16.44	1317267	61.294 ppb
Target Compounds			

(f)=RT Delta > 1/2 Window (m)=manual int.

Quantitation Report

Data File : C:\DATA2005\SVGC3\MAR09T\030909\03090914.D Vial: 14
Acq On : 9 Mar 2009 10:30 pm Operator: GW
Sample : tph spk x1 Inst : SVGC3
Misc : 500ppb Diesel Fuel MultiplIr: 1.00
IntFile : EVENTS.E
Quant Time: Mar 11 11:55 2009 Quant Results File: PH030909.RES

Quant Method : C:\HPCHEM\1\METHODS\PH030909.M (Chemstation Integrator)
Title :
Last Update : Wed Mar 11 10:54:05 2009
Response via : Single Level Calibration
DataAcq Meth : PHCARB.M

Volume Inj. :
Signal Phase :
Signal Info :

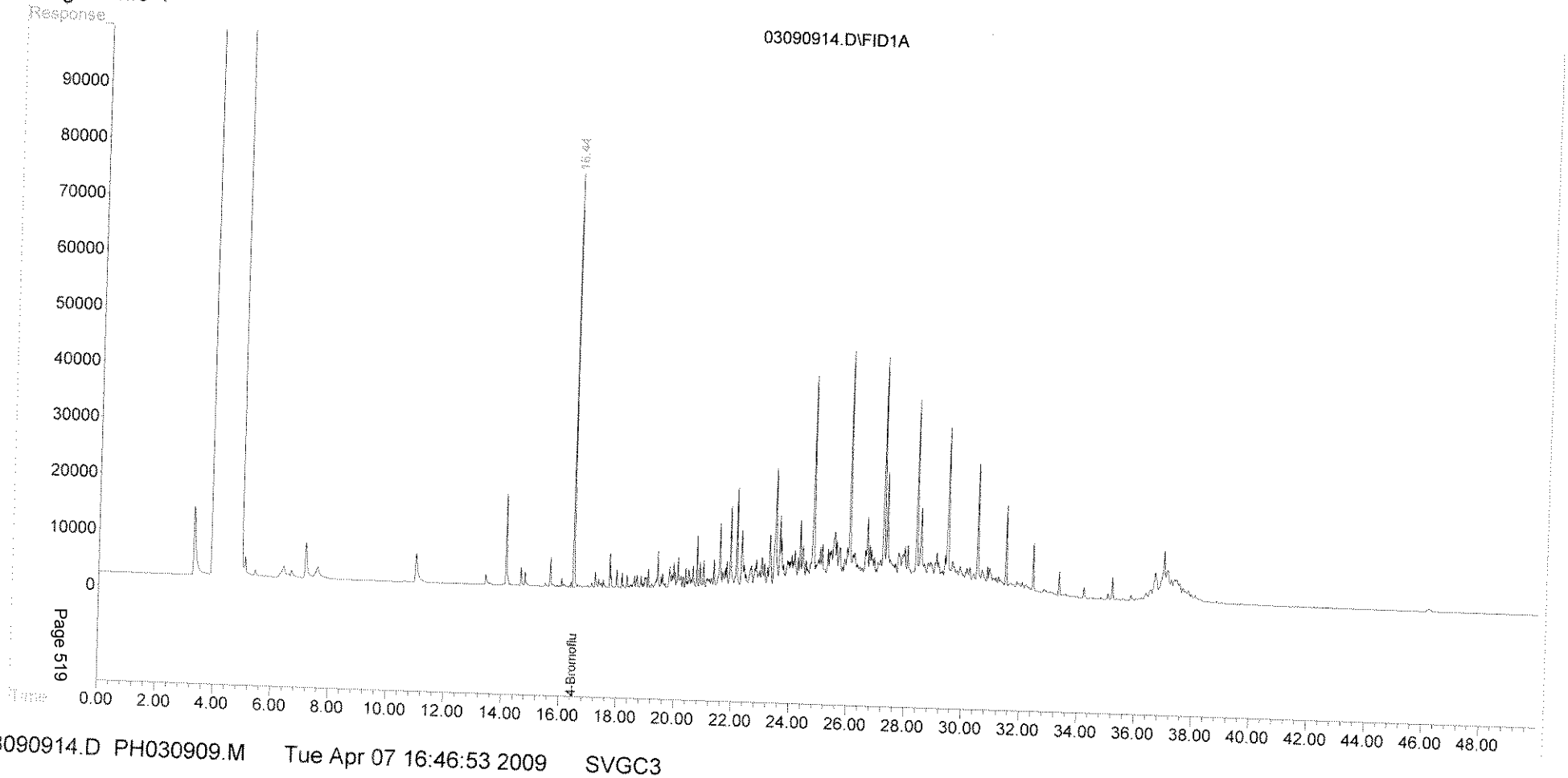

Page 519

3090914.D PH030909.M Tue Apr 07 16:46:53 2009 SVGC3

TOTAL PETROLEUM HYDROCARBONS(8015)

TPH Spike Dup

	RAW SAMPLE AREA	DIL.	BLANK AREA	SAMPLE AREA	PH AREA	PH CONC. ppb	RF	TPH CONC ppb
1	4.52	1	2.26	2.26	7.81	100	12.80	29
2	11.63	1	0.56	11.07	12.27	100	8.15	90
3	18.42	1	0.57	17.85	14.44	100	6.93	124
4	11.17	1	0.79	10.38	15.74	100	6.35	66
5	2.55	1	1.16	1.39	15.98	100	6.26	9
6	3.40	1	3.40	0.00	16.50	100	6.06	0
7								
8								

TOTAL PETROLEUM HYDROCARBONS(PPB) : 317

Quantitation Report (QT Reviewed)

Data File : C:\DATA2005\SVGC3\MAR09T\030909\03090915.D Vial: 15
Acq On : 9 Mar 2009 11:29 pm Operator: GW
Sample : tph spk dp x1 Inst : SVGC3
Misc : 500ppb Diesel Fuel Multiplr: 1.00
IntFile : EVENTS.E
Quant Time: Mar 11 11:55 2009 Quant Results File: PH030909.RES

Quant Method : C:\HPCHEM\1\METHODS\PH030909.M (Chemstation Integrator)
Title :
Last Update : Wed Mar 11 10:54:05 2009
Response via : Initial Calibration
DataAcq Meth : PHCARB.M

Volume Inj. :
Signal Phase :
Signal Info :

Compound	R.T.	Response	Conc Units
System Monitoring Compounds			
1) S 4-Bromofluorobenzene	16.44	1077206	50.124 ppb
Target Compounds			

(f)=RT Delta > 1/2 Window (m)=manual int.

Quantitation Report

Data File : C:\DATA2005\SVGC3\MAR09T\030909\03090915.D Vial: 15
Acq On : 9 Mar 2009 11:29 pm Operator: GW
Sample : tph spk dp x1 Inst : SVGC3
Misc : 500ppb Diesel Fuel MultiplIr: 1.00
IntFile : EVENTS.E
Quant Time: Mar 11 11:55 2009 Quant Results File: PH030909.RES

Quant Method : C:\HPCHEM\1\METHODS\PH030909.M (Chemstation Integrator)
Title :
Last Update : Wed Mar 11 10:54:05 2009
Response via : Single Level Calibration
DataAcq Meth : PHCARB.M

Volume Inj. :
Signal Phase :
Signal Info :

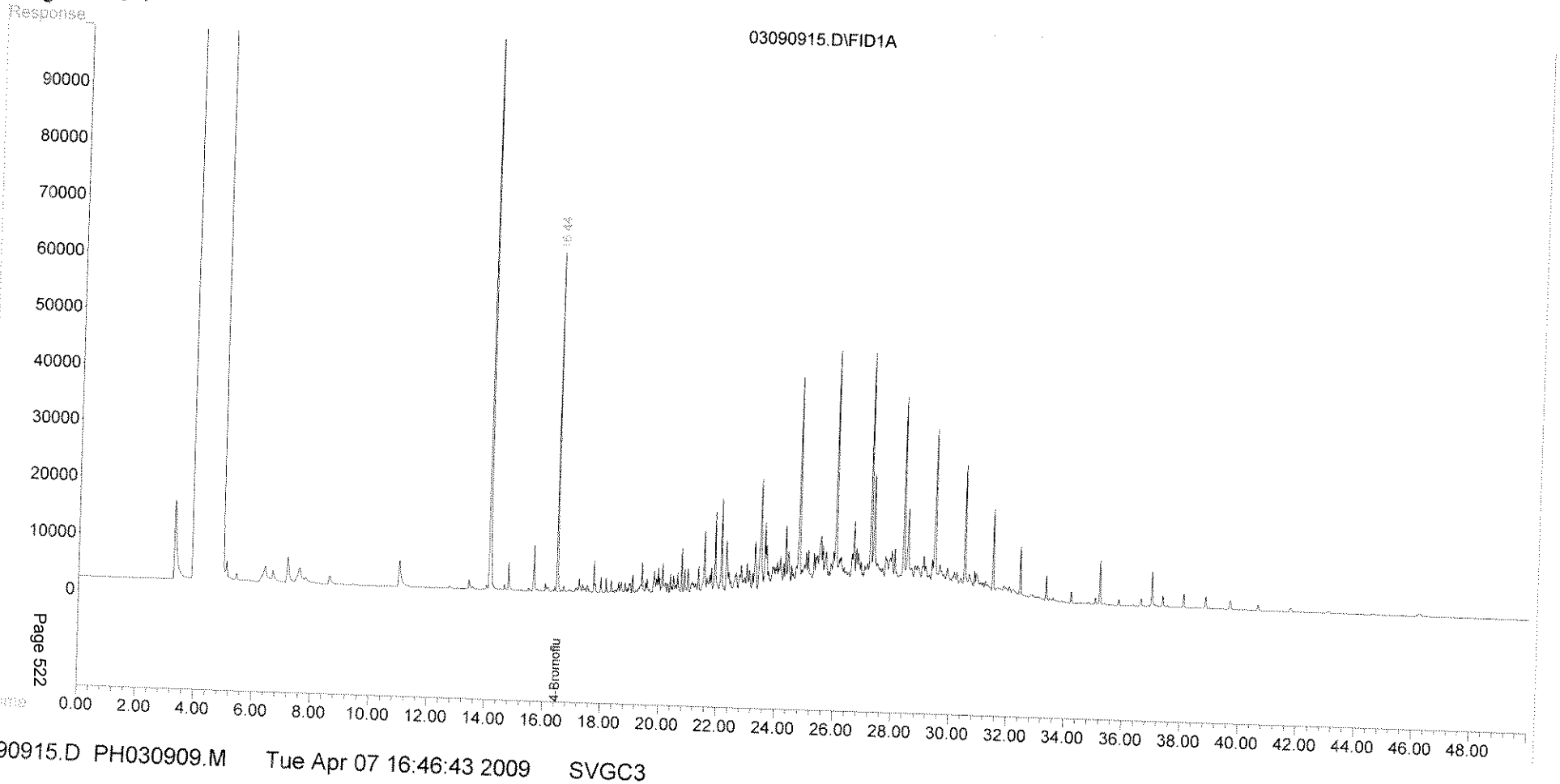

3090915.D PH030909.M Tue Apr 07 16:46:43 2009 SVGC3

GCTPH LCS SUMMARY

method: 8015

compound	unspiked conc. (mg/L)	spike conc. (mg/L)	LCS conc. (mg/L)	LCS % rec.	% rec. limits
Diesel Fuel	0	0.5	0.34	68%	5-139

TOTAL PETROLEUM HYDROCARBONS(8015)

TPH LCS

	RAW SAMPLE AREA	DIL.	BLANK AREA	SAMPLE AREA	PH AREA	PH CONC. ppb	RF	TPH CONC ppb
1	5.00	1	2.26	2.74	7.81	100	12.80	35
2	12.05	1	0.56	11.49	12.27	100	8.15	94
3	18.89	1	0.57	18.32	14.44	100	6.93	127
4	11.63	1	0.79	10.84	15.74	100	6.35	69
5	2.91	1	1.16	1.75	15.98	100	6.26	11
6	3.40	1	3.40	0.00	16.50	100	6.06	0
7								
8								

TOTAL PETROLEUM HYDROCARBONS(PPB) : 335

Quantitation Report (QT Reviewed)

Data File : C:\DATA2005\SVGC3\MAR09T\030909\03090916.D Vial: 16
Acq On : 10 Mar 2009 12:28 am Operator: GW
Sample : tph LCS x1 Inst : SVGC3
Misc : 500ppb Diesel Fuel MultiplIr: 1.00
IntFile : EVENTS.E
Quant Time: Mar 11 11:56 2009 Quant Results File: PH030909.RES

Quant Method : C:\HPCHEM\1\METHODS\PH030909.M (Chemstation Integrator)
Title :
Last Update : Wed Mar 11 10:54:05 2009
Response via : Initial Calibration
DataAcq Meth : PHCARB.M

Volume Inj. :
Signal Phase :
Signal Info :

Compound	R.T.	Response	Conc Units
System Monitoring Compounds			
1) S 4-Bromofluorobenzene	16.44	1239842	57.691 ppb
Target Compounds			

(f)=RT Delta > 1/2 Window (m)=manual int.

Quantitation Report

Data File : C:\DATA2005\SVGC3\MAR09T\030909\03090916.D Vial: 16
Acq On : 10 Mar 2009 12:28 am Operator: GW
Sample : tph LCS x1 Inst : SVGC3
Misc : 500ppb Diesel Fuel Multiplr: 1.00
IntFile : EVENTS.E
Quant Time: Mar 11 11:56 2009 Quant Results File: PH030909.RES

Quant Method : C:\HPCHEM\1\METHODS\PH030909.M (Chemstation Integrator)
Title :
Last Update : Wed Mar 11 10:54:05 2009
Response via : Single Level Calibration
DataAcq Meth : PHCARB.M

Volume Inj. :
Signal Phase :
Signal Info :

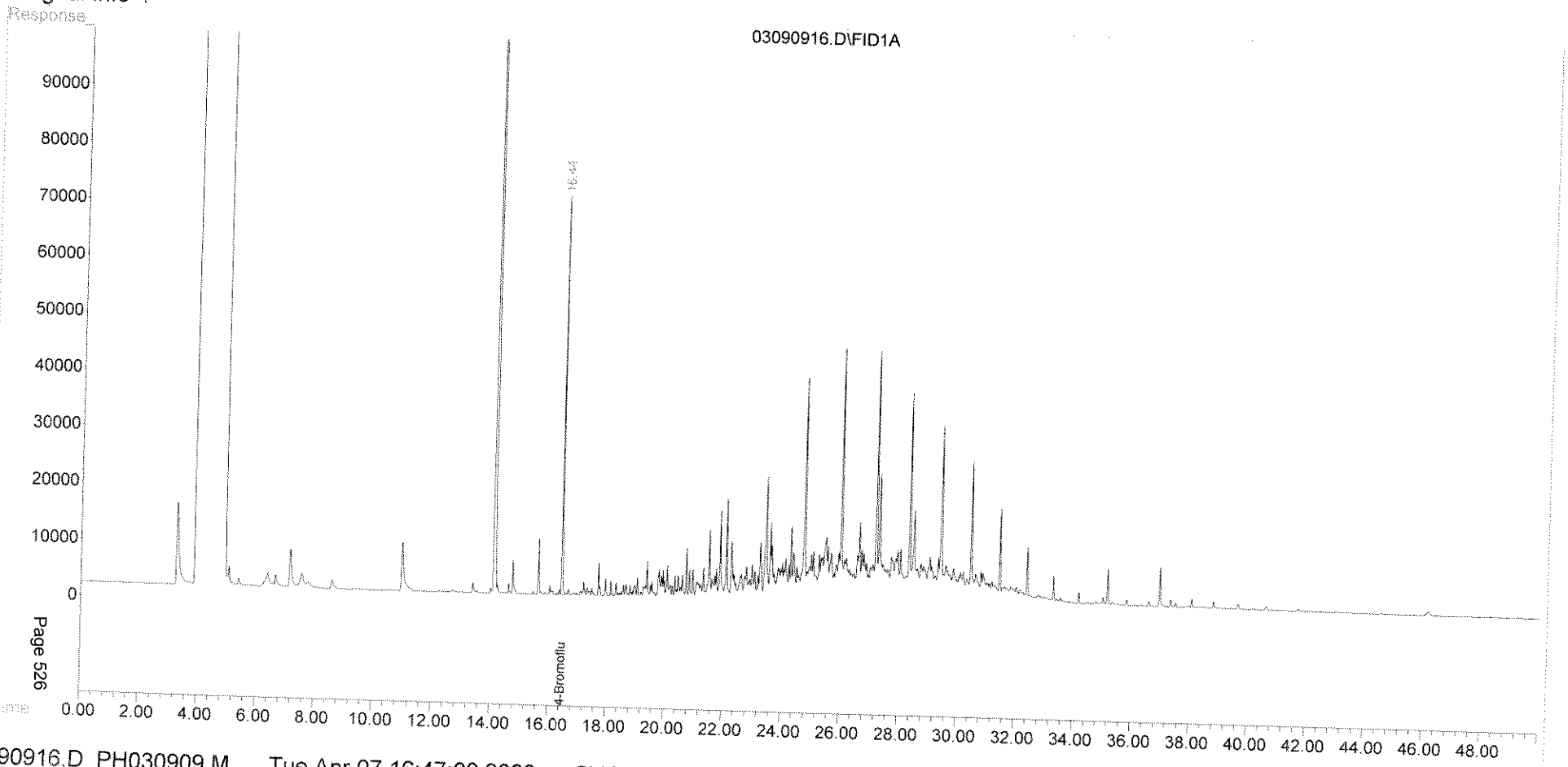

QC Reference Summary

method: 8015

compound	reference		
	true value mg/L	limits	result
#2 Fuel Oil	1.00	0.8-1.2	1.20

TOTAL PETROLEUM HYDROCARBONS(8015)

#2 Fuel Oil 1ppm Std

	RAW SAMPLE AREA	DIL.	BLANK AREA	SAMPLE AREA	PH AREA	PH CONC. ppb	RF	TPH CONC ppb
1	23.40	1	0.09	23.31	7.81	100	12.80	298
2	45.57	1	0.08	45.49	12.27	100	8.15	371
3	44.88	1	0.09	44.79	14.44	100	6.93	310
4	29.09	1	0.21	28.88	15.74	100	6.35	183
5	7.06	1	0.37	6.69	15.98	100	6.26	42
6	3.77	1	1.37	2.40	16.50	100	6.06	15
7								
8								

TOTAL PETROLEUM HYDROCARBONS(PPB) : 1219

Quantitation Report (Not Reviewed)

Data File : C:\DATA2005\SVGC3\MAR09T\030909\03090918.D Vial: 18
Acq On : 10 Mar 2009 8:35 am Operator: GW
Sample : #2 1ppm Inst : SVGC3
Misc : Multiplr: 1.00
IntFile : EVENTS.E
Quant Time: Apr 7 16:49 2009 Quant Results File: PH030909.RES

Quant Method : C:\HPCHEM\1\METHODS\PH030909.M (Chemstation Integrator)
Title :
Last Update : Wed Mar 11 10:54:05 2009
Response via : Initial Calibration
DataAcq Meth : PHCARB.M

Volume Inj. :
Signal Phase :
Signal Info :

Compound	R.T.	Response	Conc Units
System Monitoring Compounds			
1) S 4-Bromofluorobenzene	16.47	38832	1.807 ppb
Target Compounds			

(f)=RT Delta > 1/2 Window (m)=manual int.

Quantitation Report

Data File : C:\DATA2005\SVGC3\MAR09T\030909\03090918.D Vial: 18
Acq On : 10 Mar 2009 8:35 am Operator: GW
Sample : #2 1ppm Inst : SVGC3
Misc : Multiplr: 1.00
IntFile : EVENTS.E
Quant Time: Apr 7 16:49 2009 Quant Results File: PH030909.RES

Quant Method : C:\HPCHEM\1\METHODS\PH030909.M (Chemstation Integrator)
Title :
Last Update : Wed Mar 11 10:54:05 2009
Response via : Single Level Calibration
DataAcq Meth : PHCARB.M

Volume Inj. :
Signal Phase :
Signal Info :

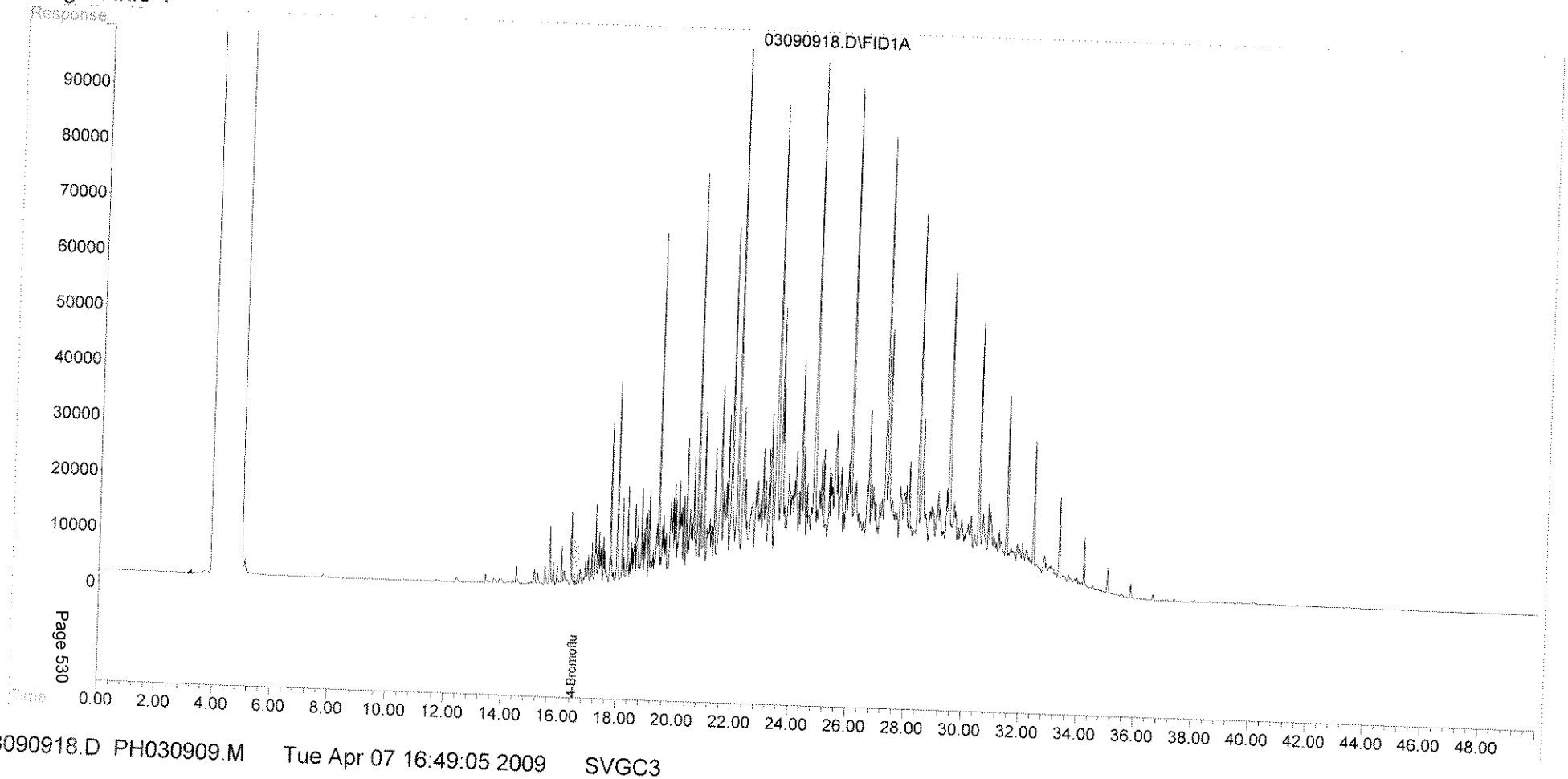

3090918.D PH030909.M Tue Apr 07 16:49:05 2009 SVGC3

ANALYTICAL SEQUENCE SUMMARY

instrument: SVGC3F, H.P. 5890plus
primary column: Rtx-1, 30 m x 0.32 mm x 1.0 um df

sample ID	date	time
#2 Fuel Oil Std 1ppm	3/9/09	0839
TPH Std 100ppb	3/9/09	0939
Surrogate std.	3/9/09	1040
MeCl2 Blank	3/9/09	1144
Method Blank x40	3/9/09	1244
290754.01 x4000	3/9/09	1419
290754.03 x4000	3/9/09	1520
290754.01 x400	3/9/09	1634
290754.03 x400	3/9/09	1733
290754.03 x40	3/9/09	1833
TPH Std 10ppb	3/9/09	1932
Diesel Fuel Oil Std 500ppb	3/9/09	2031
Method Blank x1	3/9/09	2131
TPH spk x1	3/9/09	2230
TPH spk dp x1	3/9/09	2329
TPH LCS x1	3/10/09	0028
290790.00 x1	3/10/09	0127
#2 Fuel Oil Std 1ppm	3/10/09	0835

Quantitation Report (Not Reviewed)

Data File : C:\HPCHEM\1\DATA\030909\03090901.D Vial: 1
Acq On : 9 Mar 2009 8:39 am Operator: GW
Sample : #2 1ppm Inst : SVGC3
Misc : Multiplr: 1.00
IntFile : EVENTS.E
Quant Time: Mar 9 9:29 2009 Quant Results File: PHCARB.RES

Quant Method : C:\HPCHEM\1\METHODS\PHCARB.M (Chemstation Integrator)
Title :
Last Update : Wed Feb 23 11:45:17 2005
Response via : Initial Calibration
DataAcq Meth : PHCARB.M

Volume Inj. :
Signal Phase :
Signal Info :

	Compound	R.T.	Response	Conc Units
	System Monitoring Compounds			
1) S	4-Bromofluorobenzene	16.94	152049	4.989 ppb
	Target Compounds			

(f)=RT Delta > 1/2 Window (m)=manual int.

Quantitation Report

Data File : C:\HPCHEM\1\DATA\030909\03090901.D Vial: 1
Acq On : 9 Mar 2009 8:39 am Operator: GW
Sample : #2 1ppm Inst : SVGC3
Misc : Multiplr: 1.00
IntFile : EVENTS.E
Quant Time: Mar 9 9:29 2009 Quant Results File: PHCARB.RES

Quant Method : C:\HPCHEM\1\METHODS\PHCARB.M (Chemstation Integrator)
Title :
Last Update : Wed Feb 23 11:45:17 2005
Response via : Single Level Calibration
DataAcq Meth : PHCARB.M

Volume Inj. :
Signal Phase :
Signal Info :

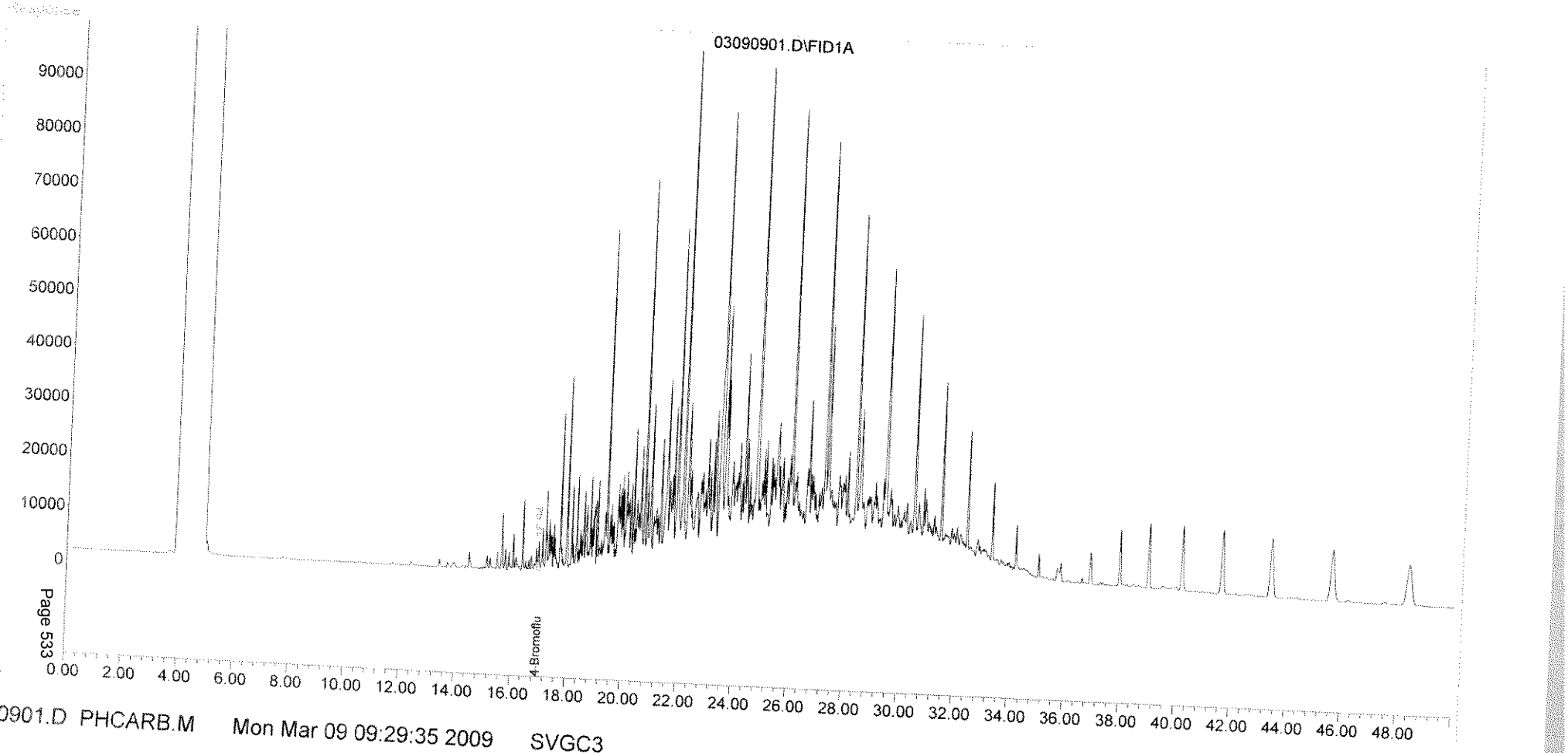

)90901.D PHCARB.M Mon Mar 09 09:29:35 2009 SVGC3

Quantitation Report (Not Reviewed)

Data File : C:\HPCHEM\1\DATA\030909\03090902.D Vial: 2
Acq On : 9 Mar 2009 9:39 am Operator: GW
Sample : TPH 100ppb Inst : SVGC3
Misc : Multiplr: 1.00
IntFile : EVENTS.E
Quant Time: Mar 9 10:29 2009 Quant Results File: PHCARB.RES

Quant Method : C:\HPCHEM\1\METHODS\PHCARB.M (Chemstation Integrator)
Title :
Last Update : Wed Feb 23 11:45:17 2005
Response via : Initial Calibration
DataAcq Meth : PHCARB.M

Volume Inj. :
Signal Phase :
Signal Info :

Compound	R.T.	Response	Conc Units
System Monitoring Compounds			
1) S 4-Bromofluorobenzene	0.00	0	N.D. ppb
Target Compounds			

(f)=RT Delta > 1/2 Window (m)=manual int.

Quantitation Report

Data File : C:\HPCHEM\1\DATA\030909\03090902.D Vial: 2
Acq On : 9 Mar 2009 9:39 am Operator: GW
Sample : TPH 100ppb Inst : SVGC3
Misc : Multiplr: 1.00
IntFile : EVENTS.E
Quant Time: Mar 9 10:29 2009 Quant Results File: PHCARB.RES

Quant Method : C:\HPCHEM\1\METHODS\PHCARB.M (Chemstation Integrator)
Title :
Last Update : Wed Feb 23 11:45:17 2005
Response via : Single Level Calibration
DataAcq Meth : PHCARB.M

Volume Inj. :
Signal Phase :
Signal Info :

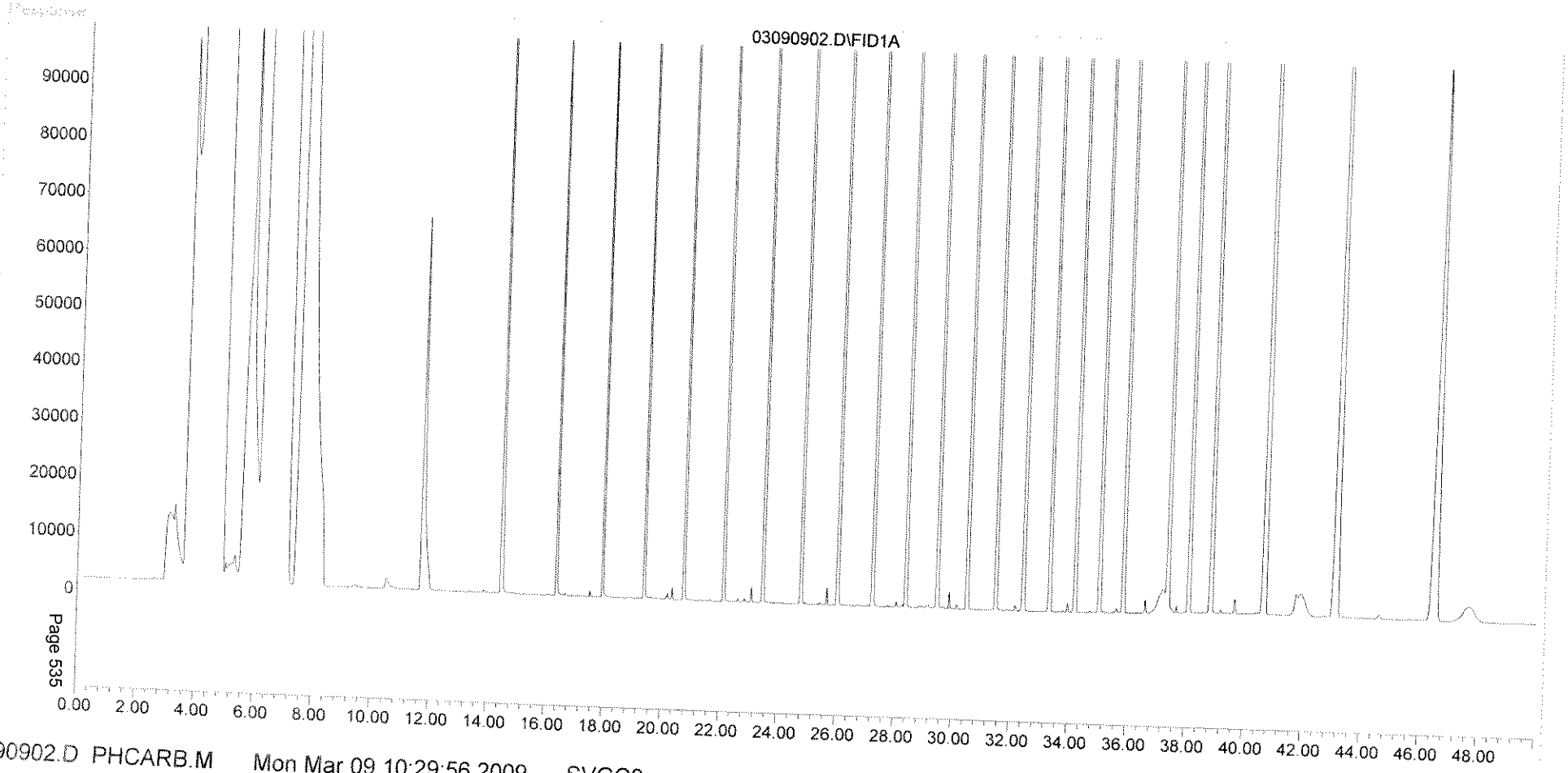

090902.D PHCARB.M Mon Mar 09 10:29:56 2009 SVGC3

Quantitation Report (Not Reviewed)

Data File : C:\HPCHEM\1\DATA\030909\03090903.D Vial: 3
Acq On : 9 Mar 2009 10:40 am Operator: GW
Sample : surrogate std Inst : SVGC3
Misc : Multiplr: 1.00
IntFile : EVENTS.E
Quant Time: Mar 9 11:30 2009 Quant Results File: PHCARB.RES

Quant Method : C:\HPCHEM\1\METHODS\PHCARB.M (Chemstation Integrator)
Title :
Last Update : Wed Feb 23 11:45:17 2005
Response via : Initial Calibration
DataAcq Meth : PHCARB.M

Volume Inj. :
Signal Phase :
Signal Info :

	Compound	R.T.	Response	Conc	Units
	System Monitoring Compounds				
1) S	4-Bromofluorobenzene	0.00	0	N.D.	ppb
	Target Compounds				

(f)=RT Delta > 1/2 Window (m)=manual int.
03090903.D PHCARB.M Mon Mar 09 11:30:25 2009 SVGC3

Quantitation Report

Data File : C:\HPCHEM\1\DATA\030909\03090903.D Vial: 3
Acq On : 9 Mar 2009 10:40 am Operator: GW
Sample : surrogate std Inst : SVGC3
Misc : MultiplIr: 1.00
IntFile : EVENTS.E
Quant Time: Mar 9 11:30 2009 Quant Results File: PHCARB.RES

Quant Method : C:\HPCHEM\1\METHODS\PHCARB.M (Chemstation Integrator)
Title :
Last Update : Wed Feb 23 11:45:17 2005
Response via : Single Level Calibration
DataAcq Meth : PHCARB.M

Volume Inj. :
Signal Phase :
Signal Info :

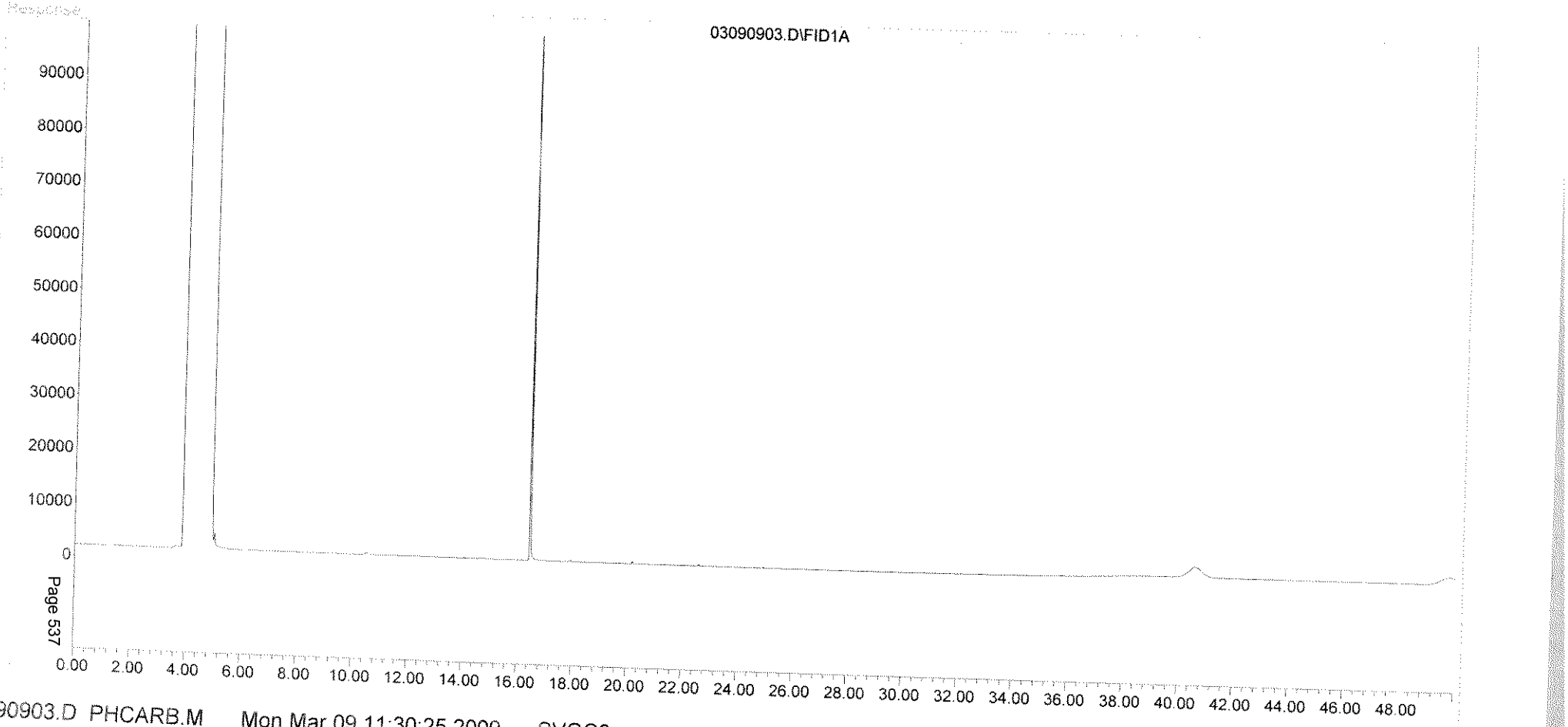

090903.D PHCARB.M Mon Mar 09 11:30:25 2009 SVGC3

Quantitation Report (Not Reviewed)

Data File : C:\HPCHEM\1\DATA\030909\03090904.D Vial: 4
Acq On : 9 Mar 2009 11:44 am Operator: GW
Sample : mecl2 blank Inst : SVGC3
Misc : Multiplr: 1.00
IntFile : EVENTS.E
Quant Time: Mar 9 12:34 2009 Quant Results File: PHCARB.RES

Quant Method : C:\HPCHEM\1\METHODS\PHCARB.M (Chemstation Integrator)
Title :
Last Update : Wed Feb 23 11:45:17 2005
Response via : Initial Calibration
DataAcq Meth : PHCARB.M

Volume Inj. :
Signal Phase :
Signal Info :

Compound	R.T.	Response	Conc Units
System Monitoring Compounds			
1) S 4-Bromofluorobenzene	0.00	0	N.D. ppb
Target Compounds			

(f)=RT Delta > 1/2 Window (m)=manual int.
03090904.D PHCARB.M Mon Mar 09 12:35:00 2009 SVGC3

Quantitation Report

Data File : C:\HPCHEM\1\DATA\030909\03090904.D Vial: 4
Acq On : 9 Mar 2009 11:44 am Operator: GW
Sample : mecl2 blank Inst : SVGC3
Misc : MultiplIr: 1.00
IntFile : EVENTS.E
Quant Time: Mar 9 12:34 2009 Quant Results File: PHCARB.RES

Quant Method : C:\HPCHEM\1\METHODS\PHCARB.M (Chemstation Integrator)
Title :
Last Update : Wed Feb 23 11:45:17 2005
Response via : Single Level Calibration
DataAcq Meth : PHCARB.M

Volume Inj. :
Signal Phase :
Signal Info :

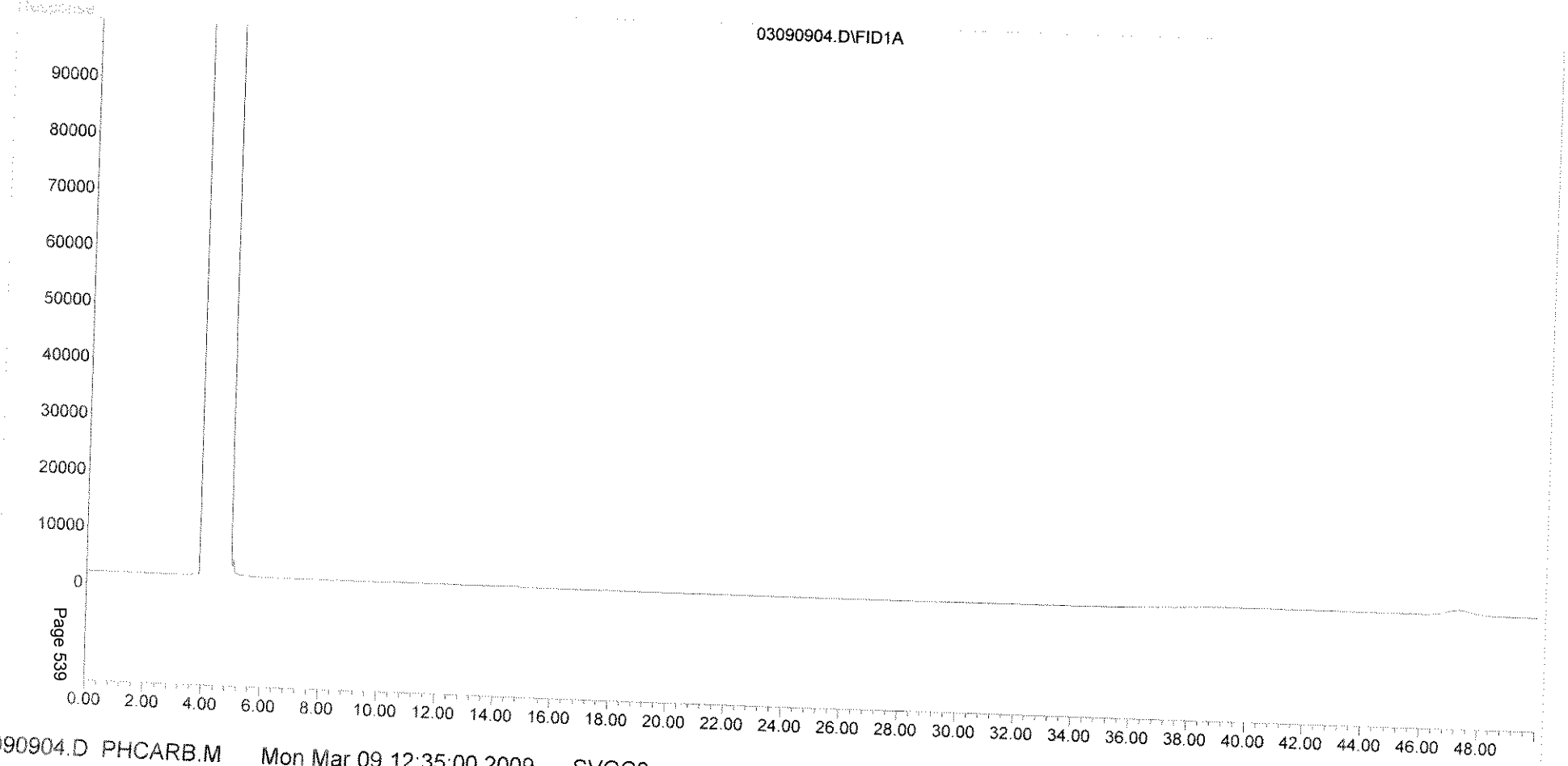

090904.D PHCARB.M Mon Mar 09 12:35:00 2009 SVGC3

Quantitation Report (Not Reviewed)

Data File : C:\HPCHEM\1\DATA\030909\03090905.D Vial: 5
Acq On : 9 Mar 2009 12:44 pm Operator: GW
Sample : met blank x40 Inst : SVGC3
Misc : 03/02/09 Multiplr: 1.00
IntFile : EVENTS.E
Quant Time: Mar 9 13:35 2009 Quant Results File: PHCARB.RES

Quant Method : C:\HPCHEM\1\METHODS\PHCARB.M (Chemstation Integrator)
Title :
Last Update : Wed Feb 23 11:45:17 2005
Response via : Initial Calibration
DataAcq Meth : PHCARB.M

Volume Inj. :
Signal Phase :
Signal Info :

Compound	R.T.	Response	Conc Units
System Monitoring Compounds			
1) S 4-Bromofluorobenzene	0.00	0	N.D. ppb
Target Compounds			

(f)=RT Delta > 1/2 Window (m)=manual int.
03090905.D PHCARB.M Mon Mar 09 13:35:05 2009 SVGC3

Quantitation Report

Data File : C:\HPCHEM\1\DATA\030909\03090905.D Vial: 5
Acq On : 9 Mar 2009 12:44 pm Operator: GW
Sample : met blank x40 Inst : SVGC3
Misc : 03/02/09 MultiplIr: 1.00
IntFile : EVENTS.E
Quant Time: Mar 9 13:35 2009 Quant Results File: PHCARB.RES

Quant Method : C:\HPCHEM\1\METHODS\PHCARB.M (Chemstation Integrator)
Title :
Last Update : Wed Feb 23 11:45:17 2005
Response via : Single Level Calibration
DataAcq Meth : PHCARB.M

Volume Inj. :
Signal Phase :
Signal Info :

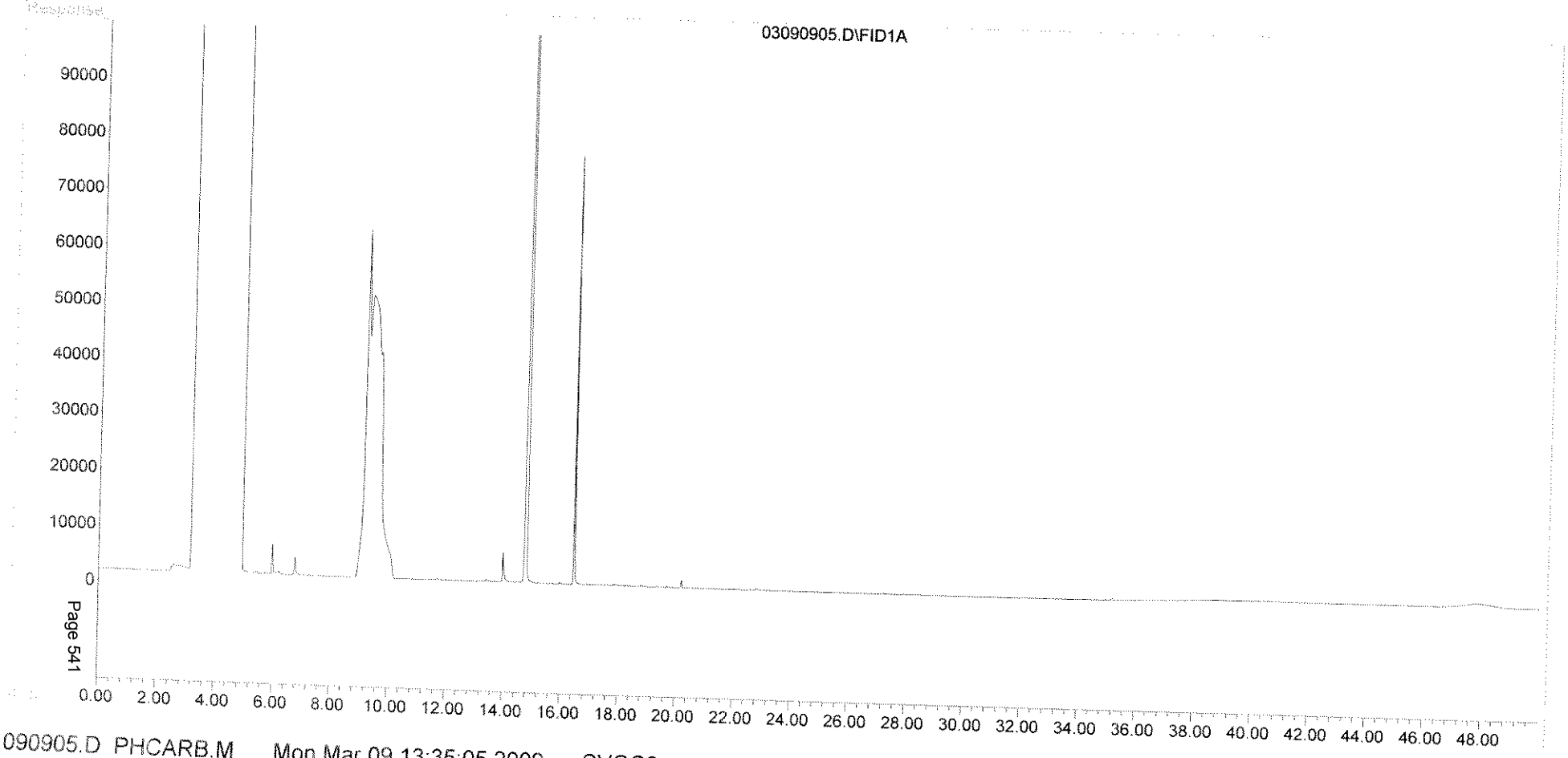

090905.D PHCARB.M Mon Mar 09 13:35:05 2009 SVGC3

Quantitation Report (Not Reviewed)

Data File : C:\HPCHEM\1\DATA\030909\03090906.D Vial: 6
Acq On : 9 Mar 2009 2:19 pm Operator: GW
Sample : 0754.01 x4k Inst : SVGC3
Misc : MultiplIr: 1.00
IntFile : EVENTS.E
Quant Time: Mar 9 15:09 2009 Quant Results File: PHCARB.RES

Quant Method : C:\HPCHEM\1\METHODS\PHCARB.M (Chemstation Integrator)
Title :
Last Update : Wed Feb 23 11:45:17 2005
Response via : Initial Calibration
DataAcq Meth : PHCARB.M

Volume Inj. :
Signal Phase :
Signal Info :

Compound	R.T.	Response	Conc Units
System Monitoring Compounds			
1) S 4-Bromofluorobenzene	0.00	0	N.D. ppb
Target Compounds			

(f)=RT Delta > 1/2 Window (m)=manual int.
03090906.D PHCARB.M Mon Mar 09 15:09:54 2009 SVGC3

Quantitation Report

Data File : C:\HPCHEM\1\DATA\030909\03090906.D Vial: 6
Acq On : 9 Mar 2009 2:19 pm Operator: GW
Sample : 0754.01 x4k Inst : SVGC3
Misc : MultiplIr: 1.00
IntFile : EVENTS.E
Quant Time: Mar 9 15:09 2009 Quant Results File: PHCARB.RES

Quant Method : C:\HPCHEM\1\METHODS\PHCARB.M (Chemstation Integrator)
Title :
Last Update : Wed Feb 23 11:45:17 2005
Response via : Single Level Calibration
DataAcq Meth : PHCARB.M

Volume Inj. :
Signal Phase :
Signal Info :

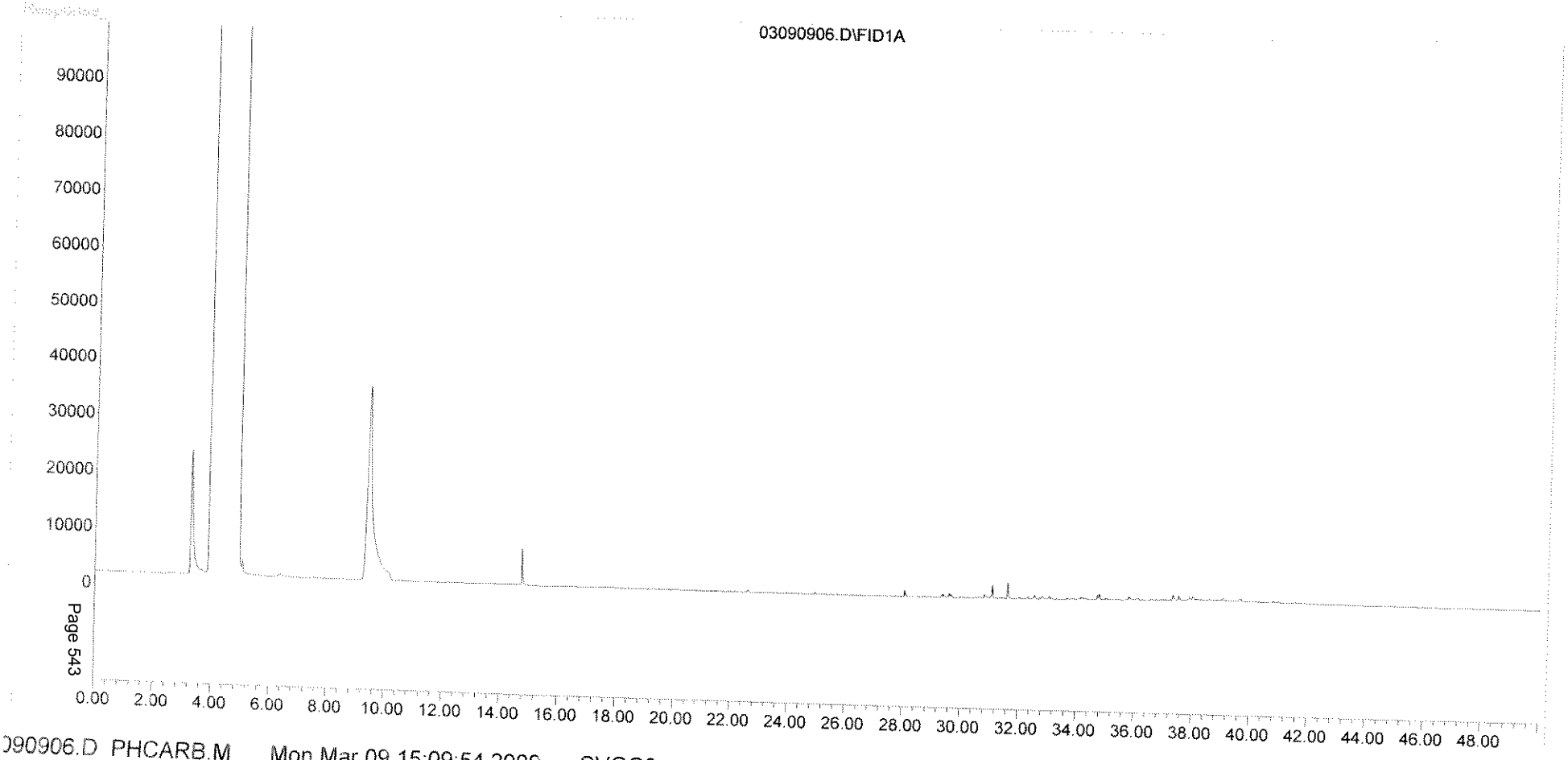

Page 543

090906.D PHCARB.M Mon Mar 09 15:09:54 2009 SVGC3

Quantitation Report (Not Reviewed)

Data File : C:\HPCHEM\1\DATA\030909\03090907.D Vial: 7
Acq On : 9 Mar 2009 3:20 pm Operator: GW
Sample : 0754.03 x4k Inst : SVGC3
Misc : Multiplr: 1.00
IntFile : EVENTS.E
Quant Time: Mar 9 16:10 2009 Quant Results File: PHCARB.RES

Quant Method : C:\HPCHEM\1\METHODS\PHCARB.M (Chemstation Integrator)
Title :
Last Update : Wed Feb 23 11:45:17 2005
Response via : Initial Calibration
DataAcq Meth : PHCARB.M

Volume Inj. :
Signal Phase :
Signal Info :

Compound	R.T.	Response	Conc	Units
System Monitoring Compounds				
1) S 4-Bromofluorobenzene	0.00	0	N.D.	ppb
Target Compounds				

(f)=RT Delta > 1/2 Window (m)=manual int.

Quantitation Report

Data File : C:\HPCHEM\1\DATA\030909\03090907.D Vial: 7
Acq On : 9 Mar 2009 3:20 pm Operator: GW
Sample : 0754.03 x4k Inst : SVGC3
Misc : Multiplr: 1.00
IntFile : EVENTS.E
Quant Time: Mar 9 16:10 2009 Quant Results File: PHCARB.RES

Quant Method : C:\HPCHEM\1\METHODS\PHCARB.M (Chemstation Integrator)
Title :
Last Update : Wed Feb 23 11:45:17 2005
Response via : Single Level Calibration
DataAcq Meth : PHCARB.M

Volume Inj. :
Signal Phase :
Signal Info :

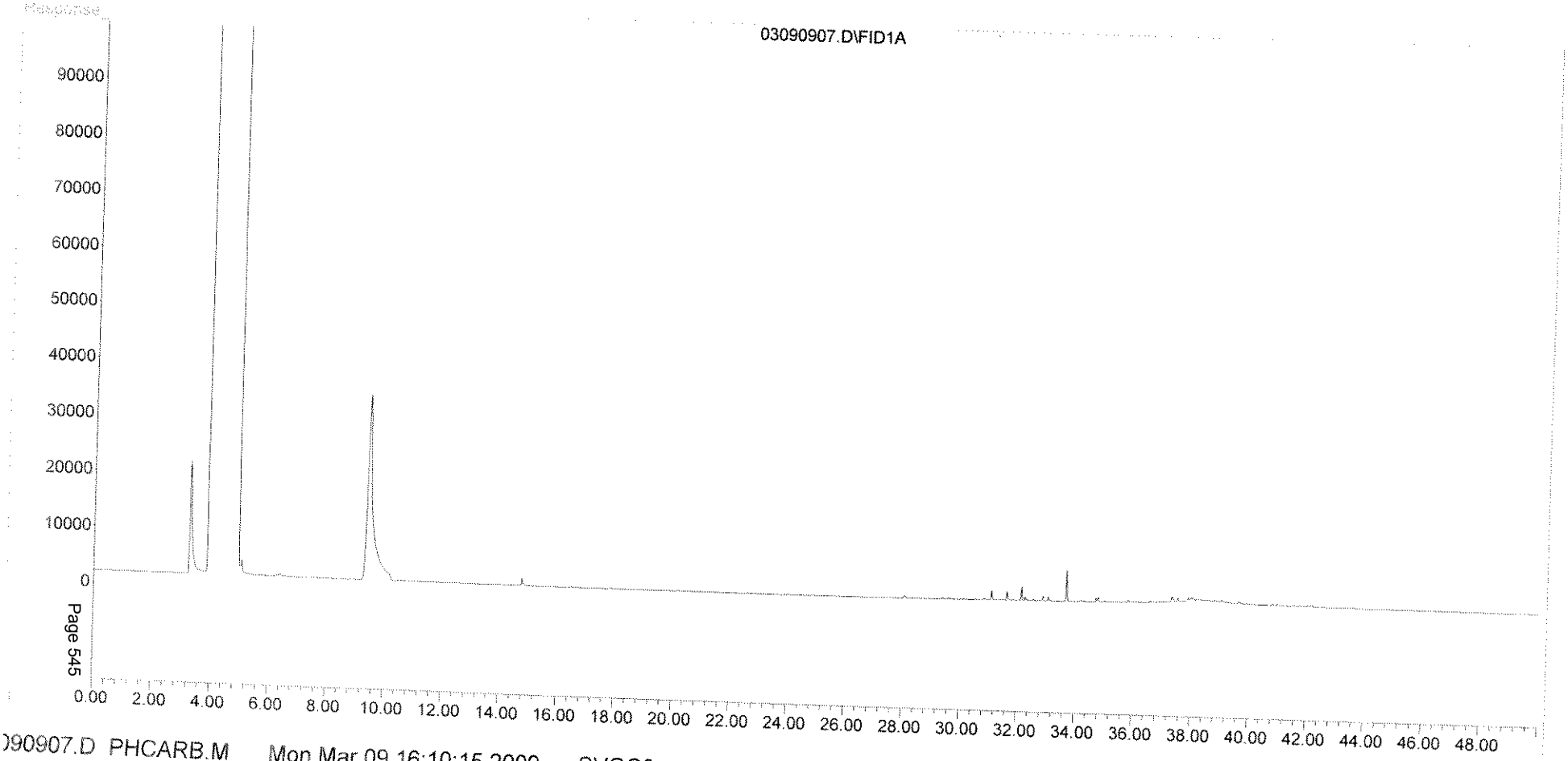

)90907.D PHCARB.M Mon Mar 09 16:10:15 2009 SVGC3

Quantitation Report (Not Reviewed)

Data File : C:\HPCHEM\1\DATA\030909\03090908.D Vial: 8
Acq On : 9 Mar 2009 4:34 pm Operator: GW
Sample : 0754.01 x400 Inst : SVGC3
Misc : MultiplIr: 1.00
IntFile : EVENTS.E
Quant Time: Mar 9 17:24 2009 Quant Results File: PHCARB.RES

Quant Method : C:\HPCHEM\1\METHODS\PHCARB.M (Chemstation Integrator)
Title :
Last Update : Wed Feb 23 11:45:17 2005
Response via : Initial Calibration
DataAcq Meth : PHCARB.M

Volume Inj. :
Signal Phase :
Signal Info :

Compound	R.T.	Response	Conc Units
System Monitoring Compounds			
1) S 4-Bromofluorobenzene	0.00	0	N.D. ppb
Target Compounds			

(f)=RT Delta > 1/2 Window (m)=manual int.
03090908.D PHCARB.M Mon Mar 09 17:24:38 2009 SVGC3

Quantitation Report

Data File : C:\HPCHEM\1\DATA\030909\03090908.D Vial: 8
Acq On : 9 Mar 2009 4:34 pm Operator: GW
Sample : 0754.01 x400 Inst : SVGC3
Misc : MultiplIr: 1.00
IntFile : EVENTS.E
Quant Time: Mar 9 17:24 2009 Quant Results File: PHCARB.RES

Quant Method : C:\HPCHEM\1\METHODS\PHCARB.M (Chemstation Integrator)
Title :
Last Update : Wed Feb 23 11:45:17 2005
Response via : Single Level Calibration
DataAcq Meth : PHCARB.M

Volume Inj. :
Signal Phase :
Signal Info :

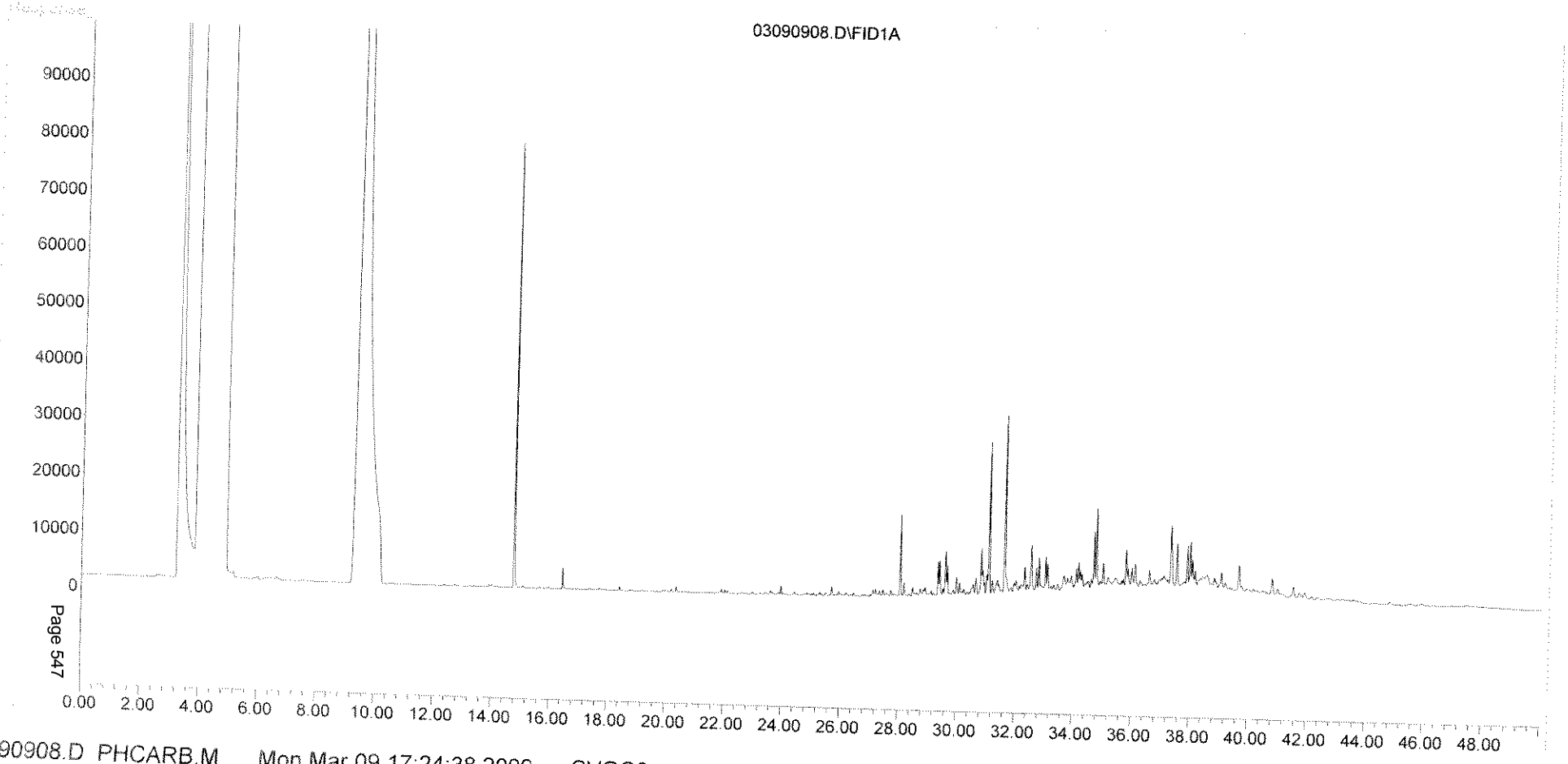

090908.D PHCARB.M Mon Mar 09 17:24:38 2009 SVGC3

Quantitation Report (Not Reviewed)

Data File : C:\HPCHEM\1\DATA\030909\03090909.D Vial: 9
Acq On : 9 Mar 2009 5:33 pm Operator: GW
Sample : 0754.03 x400 Inst : SVGC3
Misc : MultiplIr: 1.00
IntFile : EVENTS.E
Quant Time: Mar 9 18:23 2009 Quant Results File: PHCARB.RES

Quant Method : C:\HPCHEM\1\METHODS\PHCARB.M (Chemstation Integrator)
Title :
Last Update : Wed Feb 23 11:45:17 2005
Response via : Initial Calibration
DataAcq Meth : PHCARB.M

Volume Inj. :
Signal Phase :
Signal Info :

Compound	R.T.	Response	Conc Units
System Monitoring Compounds			
1) S 4-Bromofluorobenzene	0.00	0	N.D. ppb
Target Compounds			

(f)=RT Delta > 1/2 Window (m)=manual int.
03090909.D PHCARB.M Mon Mar 09 18:24:01 2009 SVGC3

Quantitation Report

Data File : C:\HPCHEM\1\DATA\030909\03090909.D Vial: 9
Acq On : 9 Mar 2009 5:33 pm Operator: GW
Sample : 0754.03 x400 Inst : SVGC3
Misc : Multiplr: 1.00
IntFile : EVENTS.E
Quant Time: Mar 9 18:23 2009 Quant Results File: PHCARB.RES

Quant Method : C:\HPCHEM\1\METHODS\PHCARB.M (Chemstation Integrator)
Title :
Last Update : Wed Feb 23 11:45:17 2005
Response via : Single Level Calibration
DataAcq Meth : PHCARB.M

Volume Inj. :
Signal Phase :
Signal Info :

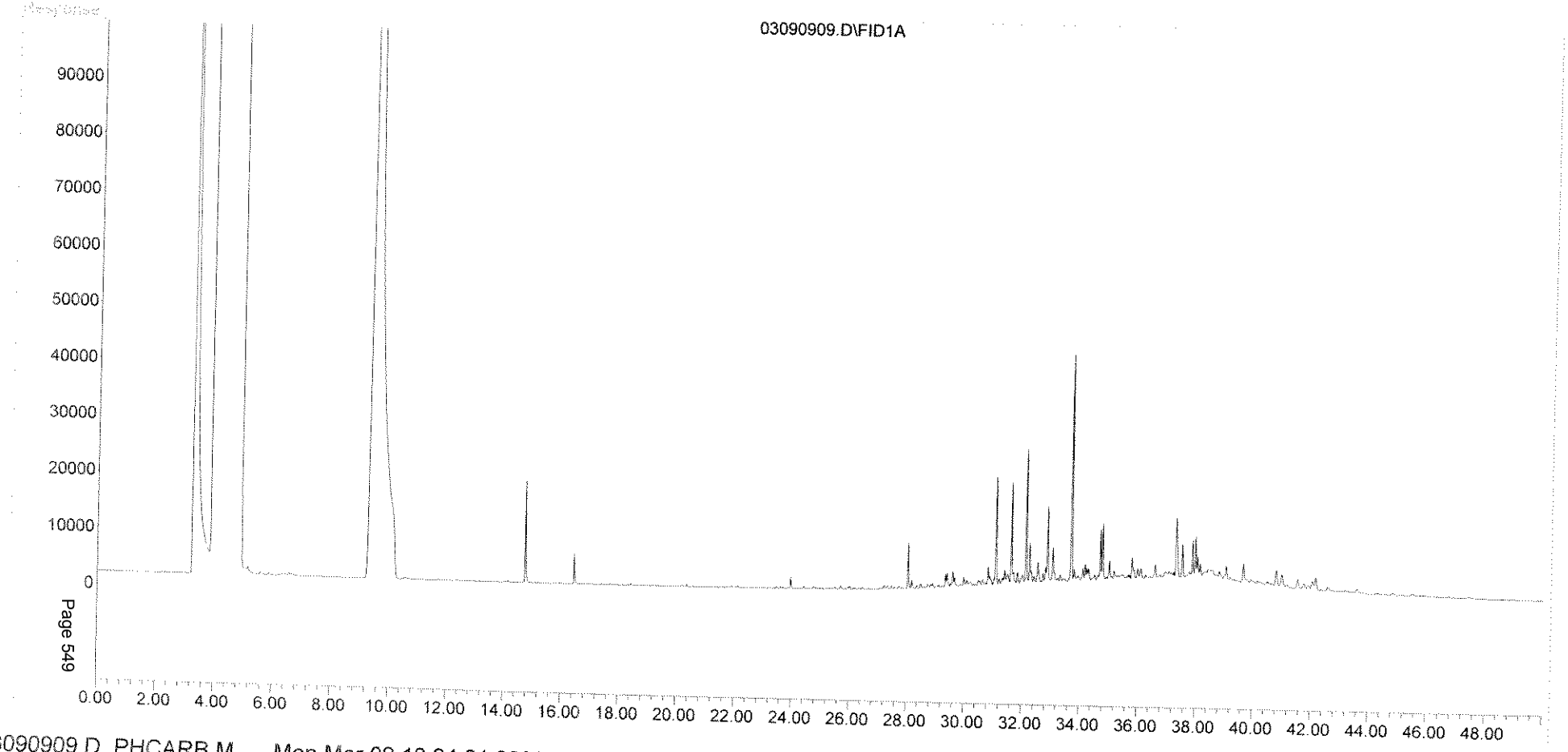

3090909.D PHCARB.M Mon Mar 09 18:24:01 2009 SVGC3

Quantitation Report (Not Reviewed)

Data File : C:\HPCHEM\1\DATA\030909\03090910.D Vial: 10
Acq On : 9 Mar 2009 6:33 pm Operator: GW
Sample : 0754.02 x40 Inst : SVGC3
Misc : Multiplr: 1.00
IntFile : EVENTS.E
Quant Time: Mar 9 19:23 2009 Quant Results File: PHCARB.RES

Quant Method : C:\HPCHEM\1\METHODS\PHCARB.M (Chemstation Integrator)
Title :
Last Update : Wed Feb 23 11:45:17 2005
Response via : Initial Calibration
DataAcq Meth : PHCARB.M

Volume Inj. :
Signal Phase :
Signal Info :

Compound	R.T.	Response	Conc Units
System Monitoring Compounds			
1) S 4-Bromofluorobenzene	17.25f	21935	0.720 ppb
Target Compounds			

(f)=RT Delta > 1/2 Window (m)=manual int.
03090910.D PHCARB.M Mon Mar 09 19:23:22 2009 SVGC3

Quantitation Report

Data File : C:\HPCHEM\1\DATA\030909\03090910.D Vial: 10
Acq On : 9 Mar 2009 6:33 pm Operator: GW
Sample : 0754.02 x40 Inst : SVGC3
Misc : Multiplr: 1.00
IntFile : EVENTS.E
Quant Time: Mar 9 19:23 2009 Quant Results File: PHCARB.RES

Quant Method : C:\HPCHEM\1\METHODS\PHCARB.M (Chemstation Integrator)
Title :
Last Update : Wed Feb 23 11:45:17 2005
Response via : Single Level Calibration
DataAcq Meth : PHCARB.M

Volume Inj. :
Signal Phase :
Signal Info :

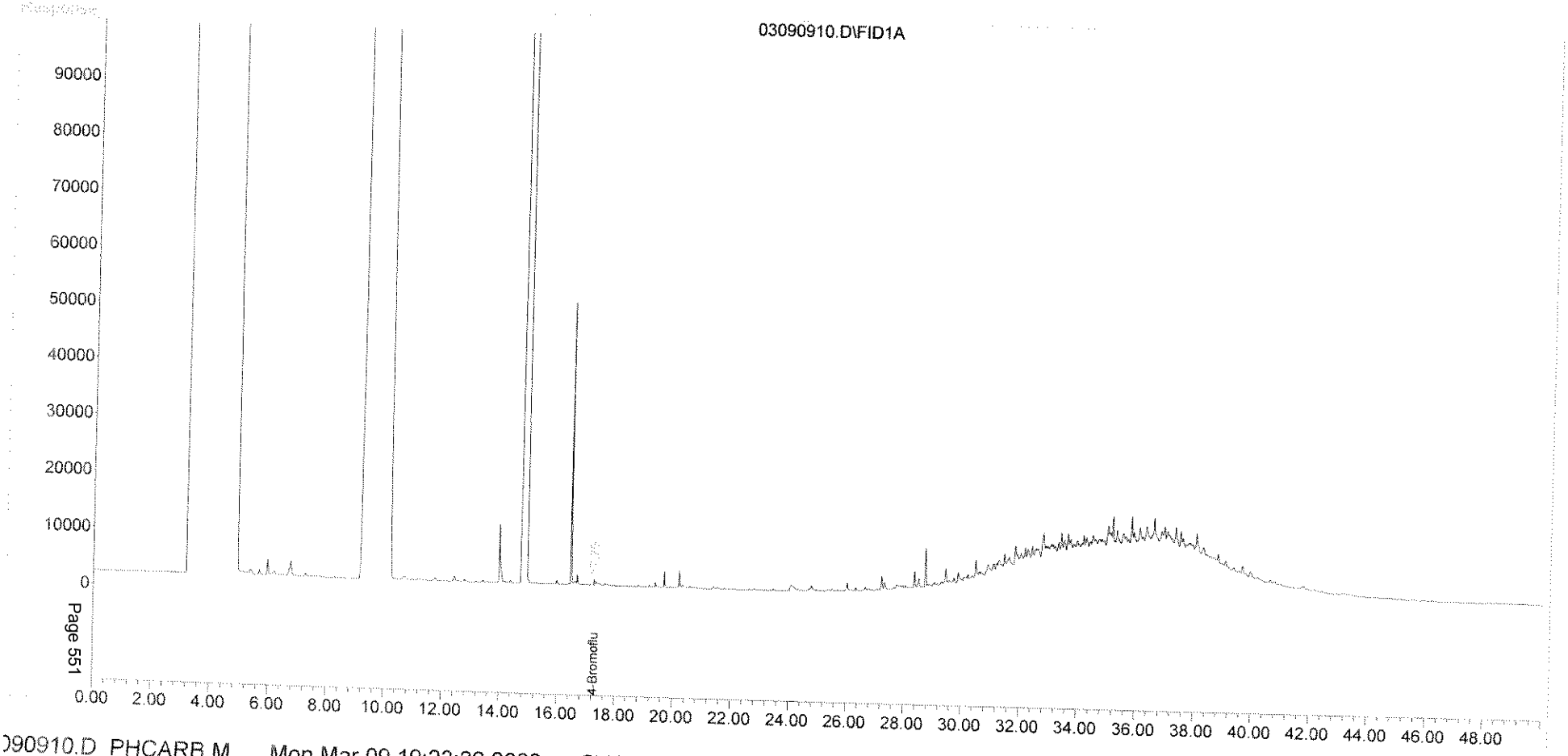

090910.D PHCARB.M Mon Mar 09 19:23:22 2009 SVGC3

Quantitation Report (Not Reviewed)

Data File : C:\HPCHEM\1\DATA\030909\03090911.D Vial: 11
Acq On : 9 Mar 2009 7:32 pm Operator: GW
Sample : TPH 10ppb Inst : SVGC3
Misc : MultiplIr: 1.00
IntFile : EVENTS.E
Quant Time: Mar 9 20:22 2009 Quant Results File: PHCARB.RES

Quant Method : C:\HPCHEM\1\METHODS\PHCARB.M (Chemstation Integrator)
Title :
Last Update : Wed Feb 23 11:45:17 2005
Response via : Initial Calibration
DataAcq Meth : PHCARB.M

Volume Inj. :
Signal Phase :
Signal Info :

Compound	R.T.	Response	Conc Units
System Monitoring Compounds			
1) S 4-Bromofluorobenzene	0.00	0	N.D. ppb
Target Compounds			

(f)=RT Delta > 1/2 Window (m)=manual int.
03090911.D PHCARB.M Mon Mar 09 20:22:37 2009 SVGC3

Quantitation Report

Data File : C:\HPCHEM\1\DATA\030909\03090911.D Vial: 11
Acq On : 9 Mar 2009 7:32 pm Operator: GW
Sample : TPH 10ppb Inst : SVGC3
Misc : Multiplr: 1.00
IntFile : EVENTS.E
Quant Time: Mar 9 20:22 2009 Quant Results File: PHCARB.RES

Quant Method : C:\HPCHEM\1\METHODS\PHCARB.M (Chemstation Integrator)
Title :
Last Update : Wed Feb 23 11:45:17 2005
Response via : Single Level Calibration
DataAcq Meth : PHCARB.M

Volume Inj. :
Signal Phase :
Signal Info :

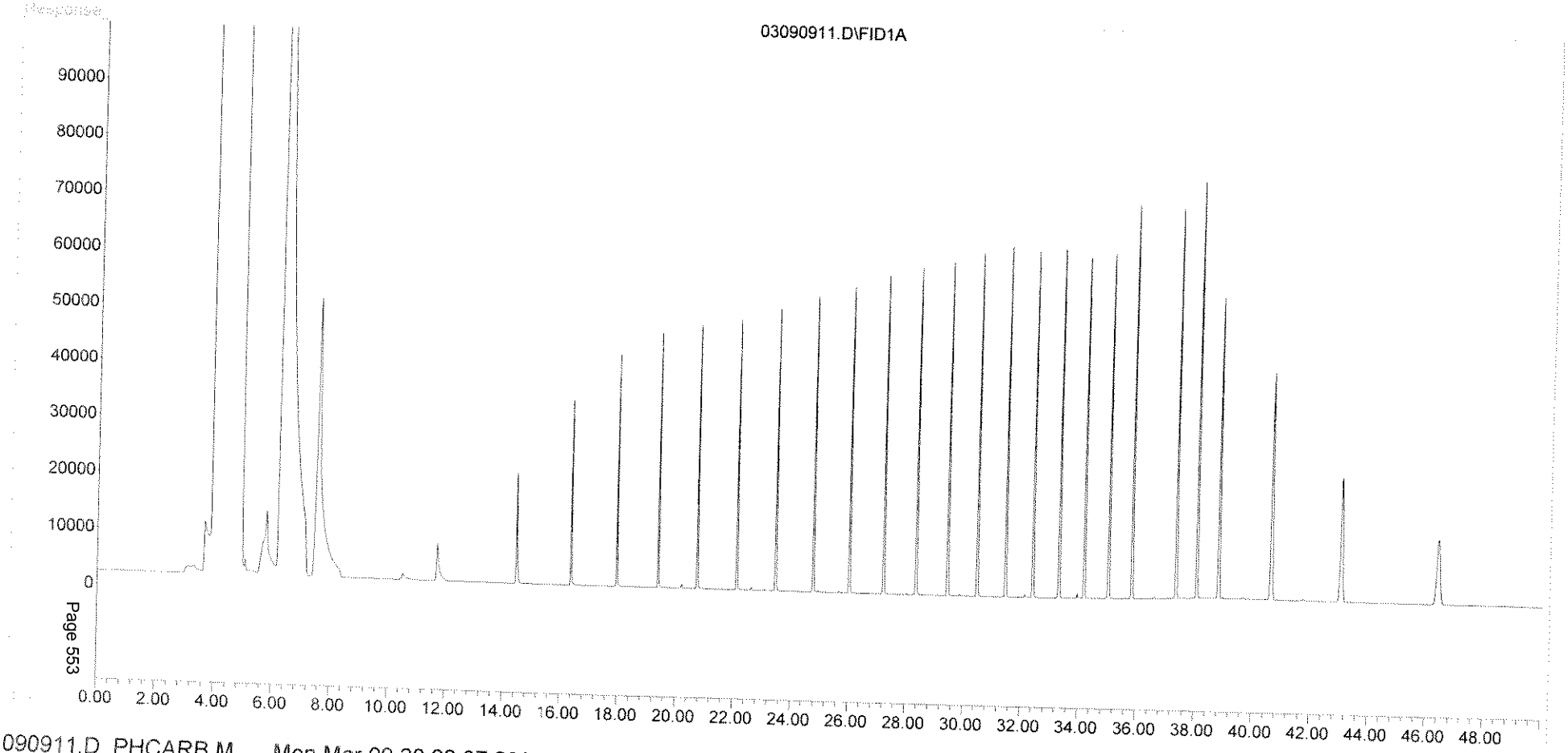

090911.D PHCARB.M Mon Mar 09 20:22:37 2009 SVGC3

Quantitation Report (Not Reviewed)

Data File : C:\HPCHEM\1\DATA\030909\03090912.D Vial: 12
Acq On : 9 Mar 2009 8:31 pm Operator: GW
Sample : Diesel 500ppb Inst : SVGC3
Misc : Multiplr: 1.00
IntFile : EVENTS.E
Quant Time: Mar 9 21:21 2009 Quant Results File: PHCARB.RES

Quant Method : C:\HPCHEM\1\METHODS\PHCARB.M (Chemstation Integrator)
Title :
Last Update : Wed Feb 23 11:45:17 2005
Response via : Initial Calibration
DataAcq Meth : PHCARB.M

Volume Inj. :
Signal Phase :
Signal Info :

Compound	R.T.	Response	Conc Units
System Monitoring Compounds			
1) S 4-Bromofluorobenzene	16.94	38355	1.259 ppb
Target Compounds			

(f)=RT Delta > 1/2 Window (m)=manual int.
03090912.D PHCARB.M Mon Mar 09 21:21:48 2009 SVGC3

Quantitation Report

Data File : C:\HPCHEM\1\DATA\030909\03090912.D Vial: 12
Acq On : 9 Mar 2009 8:31 pm Operator: GW
Sample : Diesel 500ppb Inst : SVGC3
Misc : MultiplIr: 1.00
IntFile : EVENTS.E
Quant Time: Mar 9 21:21 2009 Quant Results File: PHCARB.RES

Quant Method : C:\HPCHEM\1\METHODS\PHCARB.M (Chemstation Integrator)
Title :
Last Update : Wed Feb 23 11:45:17 2005
Response via : Single Level Calibration
DataAcq Meth : PHCARB.M

Volume Inj. :
Signal Phase :
Signal Info :

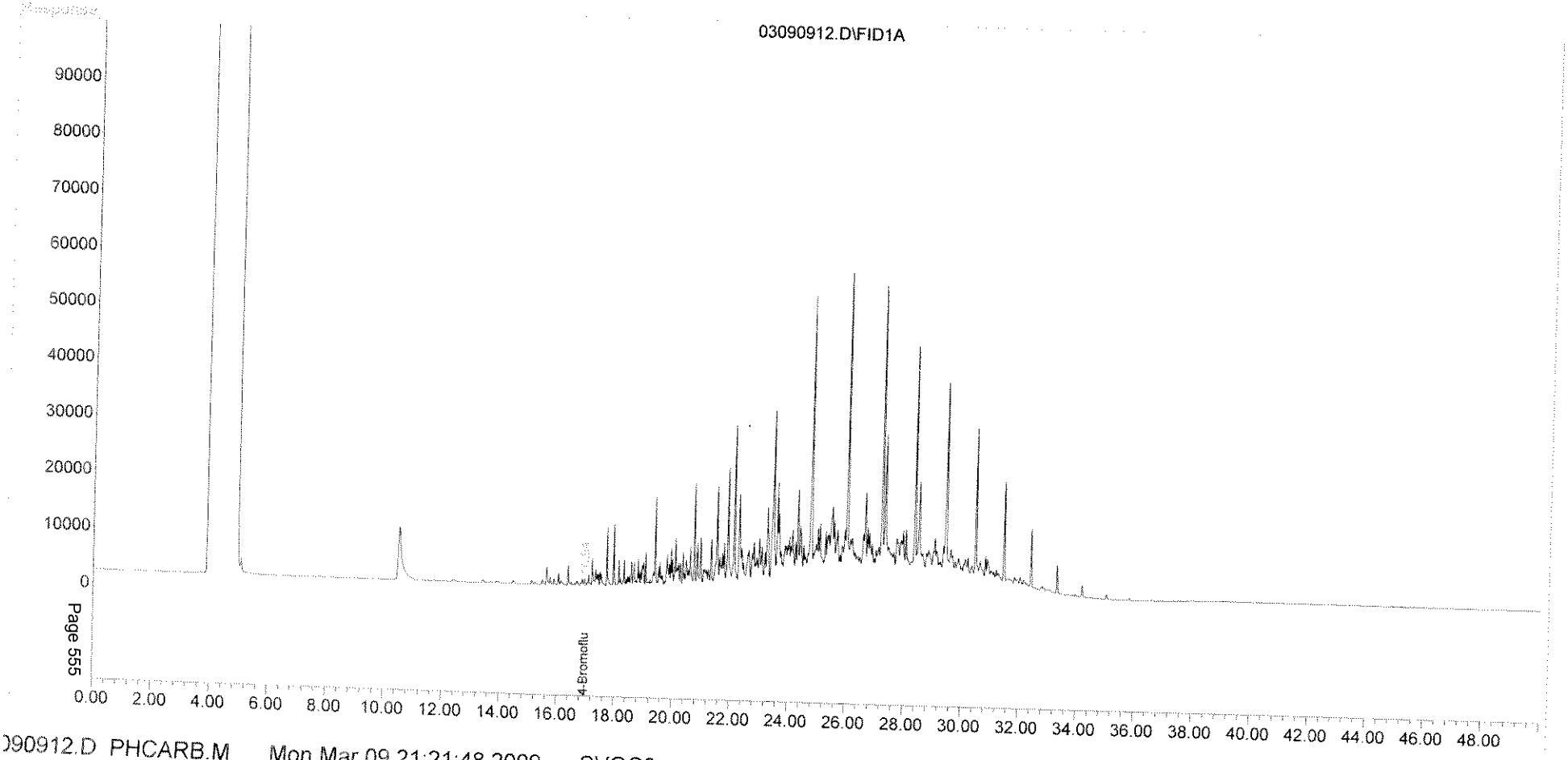

Quantitation Report (Not Reviewed)

Data File : C:\HPCHEM\1\DATA\030909\03090913.D Vial: 13
Acq On : 9 Mar 2009 9:31 pm Operator: GW
Sample : met blank x1 Inst : SVGC3
Misc : 03/09/09 Multiplr: 1.00
IntFile : EVENTS.E
Quant Time: Mar 9 22:21 2009 Quant Results File: PHCARB.RES

Quant Method : C:\HPCHEM\1\METHODS\PHCARB.M (Chemstation Integrator)
Title :
Last Update : Wed Feb 23 11:45:17 2005
Response via : Initial Calibration
DataAcq Meth : PHCARB.M

Volume Inj. :
Signal Phase :
Signal Info :

Compound	R.T.	Response	Conc Units
System Monitoring Compounds			
1) S 4-Bromofluorobenzene	0.00	0	N.D. ppb
Target Compounds			

(f)=RT Delta > 1/2 Window (m)=manual int.

Quantitation Report

Data File : C:\HPCHEM\1\DATA\030909\03090913.D Vial: 13
Acq On : 9 Mar 2009 9:31 pm Operator: GW
Sample : met blank x1 Inst : SVGC3
Misc : 03/09/09 Multiplr: 1.00
IntFile : EVENTS.E
Quant Time: Mar 9 22:21 2009 Quant Results File: PHCARB.RES

Quant Method : C:\HPCHEM\1\METHODS\PHCARB.M (Chemstation Integrator)
Title :
Last Update : Wed Feb 23 11:45:17 2005
Response via : Single Level Calibration
DataAcq Meth : PHCARB.M

Volume Inj. :
Signal Phase :
Signal Info :

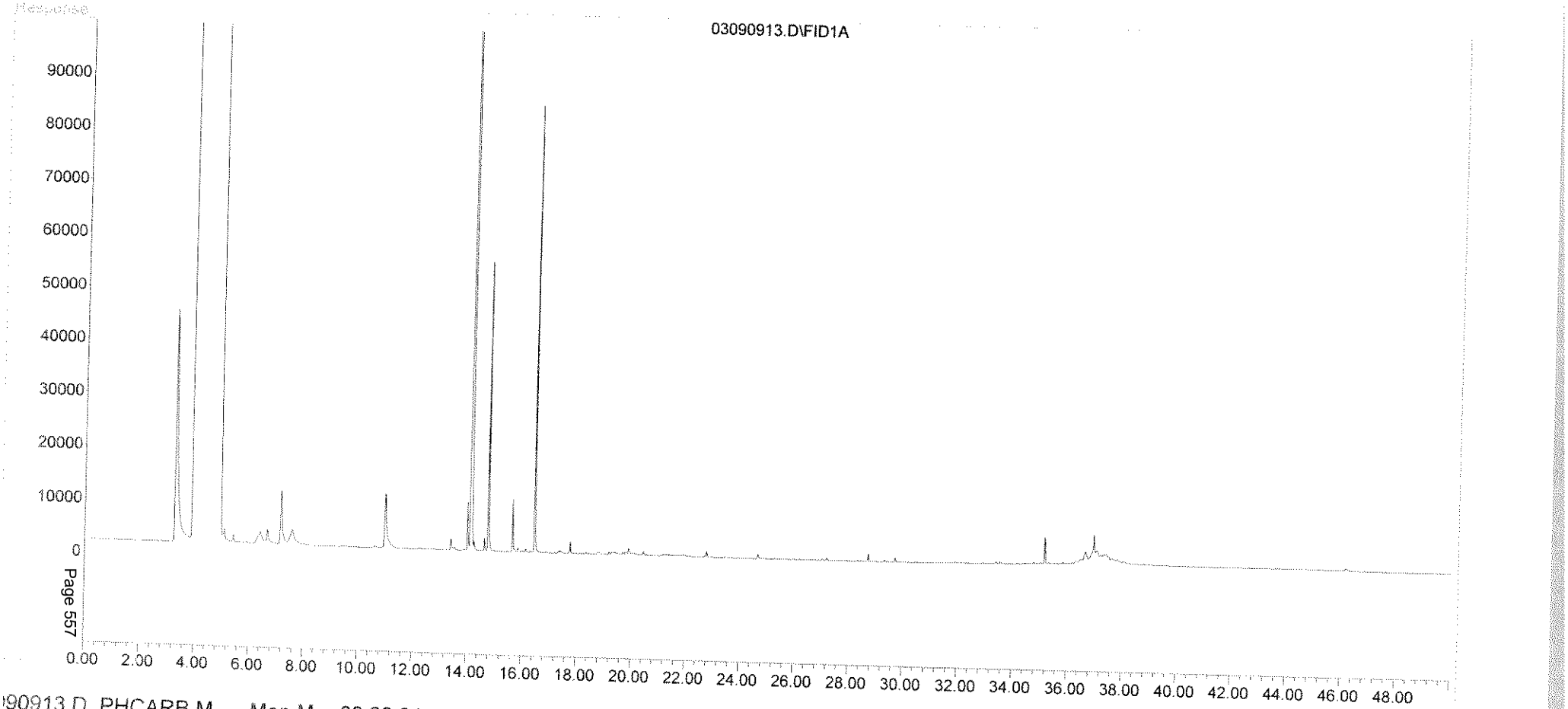

Quantitation Report (Not Reviewed)

Data File : C:\HPCHEM\1\DATA\030909\03090914.D Vial: 14
Acq On : 9 Mar 2009 10:30 pm Operator: GW
Sample : tph spk x1 Inst : SVGC3
Misc : 500ppb Diesel Fuel MultiplIr: 1.00
IntFile : EVENTS.E
Quant Time: Mar 9 23:20 2009 Quant Results File: PHCARB.RES

Quant Method : C:\HPCHEM\1\METHODS\PHCARB.M (Chemstation Integrator)
Title :
Last Update : Wed Feb 23 11:45:17 2005
Response via : Initial Calibration
DataAcq Meth : PHCARB.M

Volume Inj. :
Signal Phase :
Signal Info :

Compound	R.T.	Response	Conc Units
System Monitoring Compounds			
1) S 4-Bromofluorobenzene	17.08	21176	0.695 ppb
Target Compounds			

(f)=RT Delta > 1/2 Window (m)=manual int.

Quantitation Report

Data File : C:\HPCHEM\1\DATA\030909\03090914.D Vial: 14
Acq On : 9 Mar 2009 10:30 pm Operator: GW
Sample : tph spk x1 Inst : SVGC3
Misc : 500ppb Diesel Fuel MultiplIr: 1.00
IntFile : EVENTS.E
Quant Time: Mar 9 23:20 2009 Quant Results File: PHCARB.RES

Quant Method : C:\HPCHEM\1\METHODS\PHCARB.M (Chemstation Integrator)
Title :
Last Update : Wed Feb 23 11:45:17 2005
Response via : Single Level Calibration
DataAcq Meth : PHCARB.M

Volume Inj. :
Signal Phase :
Signal Info :

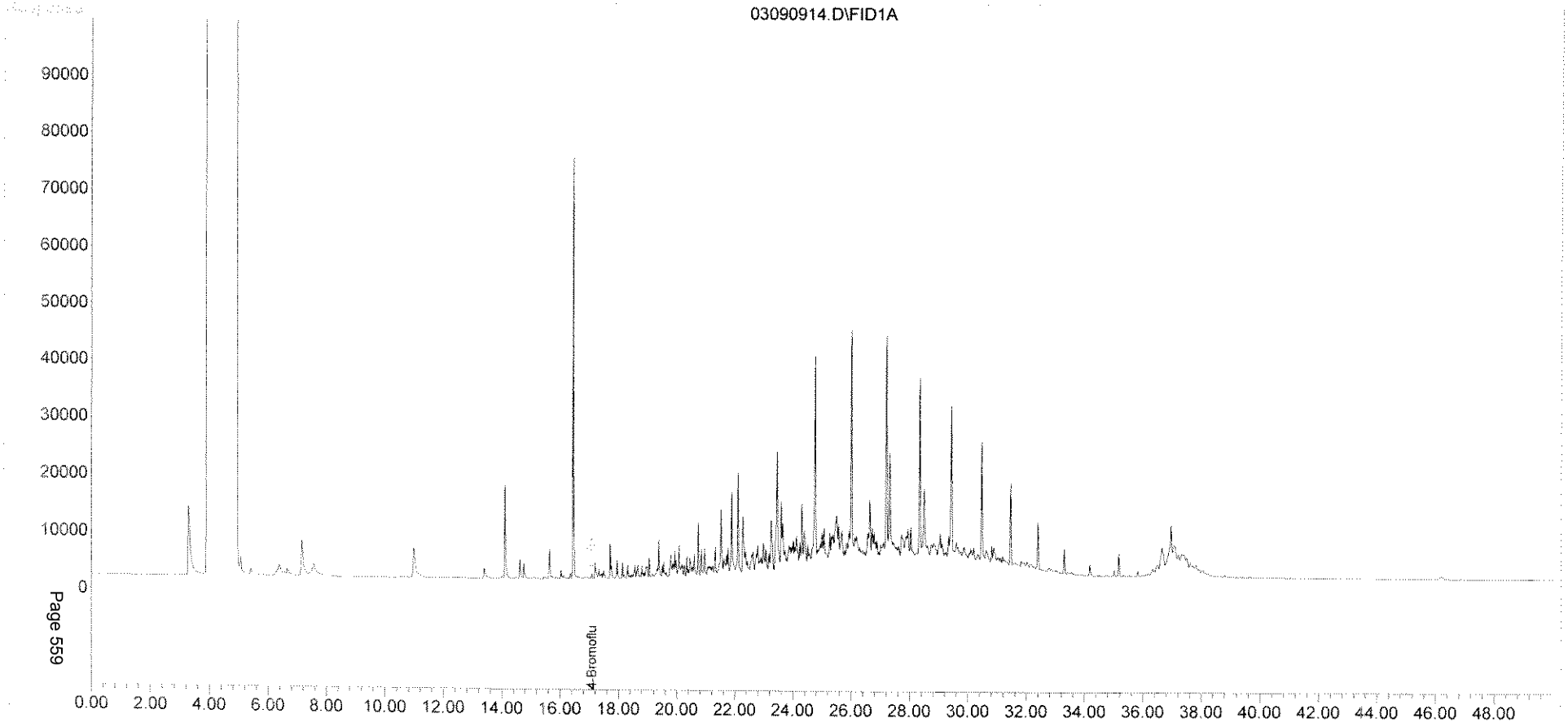

Page 559

Quantitation Report (Not Reviewed)

Data File : C:\HPCHEM\1\DATA\030909\03090915.D Vial: 15
Acq On : 9 Mar 2009 11:29 pm Operator: GW
Sample : tph spk dp x1 Inst : SVGC3
Misc : 500ppb Diesel Fuel MultiplIr: 1.00
IntFile : EVENTS.E
Quant Time: Mar 10 0:19 2009 Quant Results File: PHCARB.RES

Quant Method : C:\HPCHEM\1\METHODS\PHCARB.M (Chemstation Integrator)
Title :
Last Update : Wed Feb 23 11:45:17 2005
Response via : Initial Calibration
DataAcq Meth : PHCARB.M

Volume Inj. :
Signal Phase :
Signal Info :

	Compound	R.T.	Response	Conc Units
	System Monitoring Compounds			
1) S	4-Bromofluorobenzene	17.08	13273	0.436 ppb
	Target Compounds			

Quantitation Report

Data File : C:\HPCHEM\1\DATA\030909\03090915.D Vial: 15
Acq On : 9 Mar 2009 11:29 pm Operator: GW
Sample : tph spk dp x1 Inst : SVGC3
Misc : 500ppb Diesel Fuel Multiplr: 1.00
IntFile : EVENTS.E
Quant Time: Mar 10 0:19 2009 Quant Results File: PHCARB.RES

Quant Method : C:\HPCHEM\1\METHODS\PHCARB.M (Chemstation Integrator)
Title :
Last Update : Wed Feb 23 11:45:17 2005
Response via : Single Level Calibration
DataAcq Meth : PHCARB.M

Volume Inj. :
Signal Phase :
Signal Info :

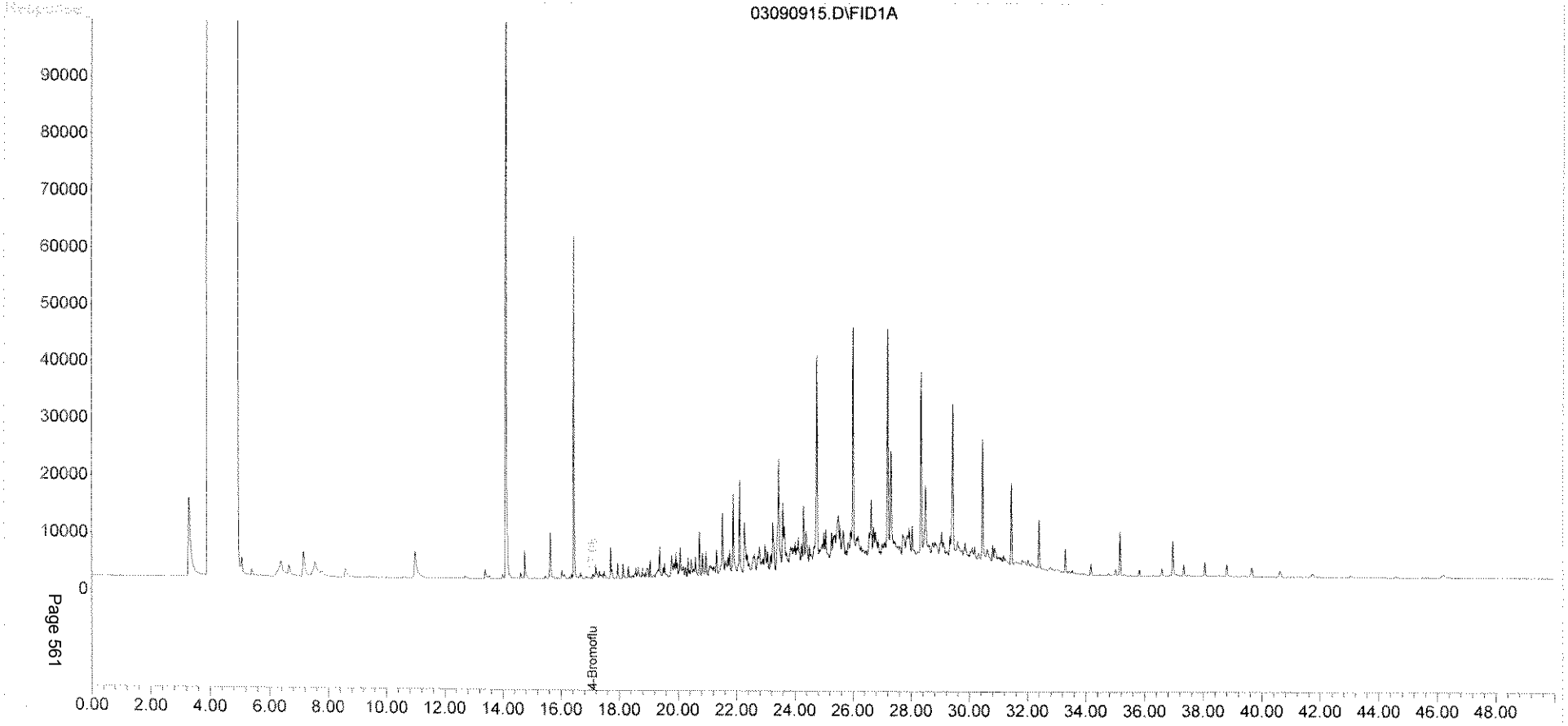

Page 561

Quantitation Report (Not Reviewed)

Data File : C:\HPCHEM\1\DATA\030909\03090916.D Vial: 16
Acq On : 10 Mar 2009 12:28 am Operator: GW
Sample : tph LCS x1 Inst : SVGC3
Misc : 500ppb Diesel Fuel MultiplIr: 1.00
IntFile : EVENTS.E
Quant Time: Mar 10 1:18 2009 Quant Results File: PHCARB.RES

Quant Method : C:\HPCHEM\1\METHODS\PHCARB.M (Chemstation Integrator)
Title :
Last Update : Wed Feb 23 11:45:17 2005
Response via : Initial Calibration
DataAcq Meth : PHCARB.M

Volume Inj. :
Signal Phase :
Signal Info :

Compound	R.T.	Response	Conc Units
System Monitoring Compounds			
1) S 4-Bromofluorobenzene	17.08	14352	0.471 ppb
Target Compounds			

(f)=RT Delta > 1/2 Window (m)=manual int.
03090916.D PHCARB.M Tue Mar 10 01:18:25 2009 SVGC3

Quantitation Report

Data File : C:\HPCHEM\1\DATA\030909\03090916.D Vial: 16
Acq On : 10 Mar 2009 12:28 am Operator: GW
Sample : tph LCS x1 Inst : SVGC3
Misc : 500ppb Diesel Fuel MultiplIr: 1.00
IntFile : EVENTS.E
Quant Time: Mar 10 1:18 2009 Quant Results File: PHCARB.RES

Quant Method : C:\HPCHEM\1\METHODS\PHCARB.M (Chemstation Integrator)
Title :
Last Update : Wed Feb 23 11:45:17 2005
Response via : Single Level Calibration
DataAcq Meth : PHCARB.M

Volume Inj. :
Signal Phase :
Signal Info :

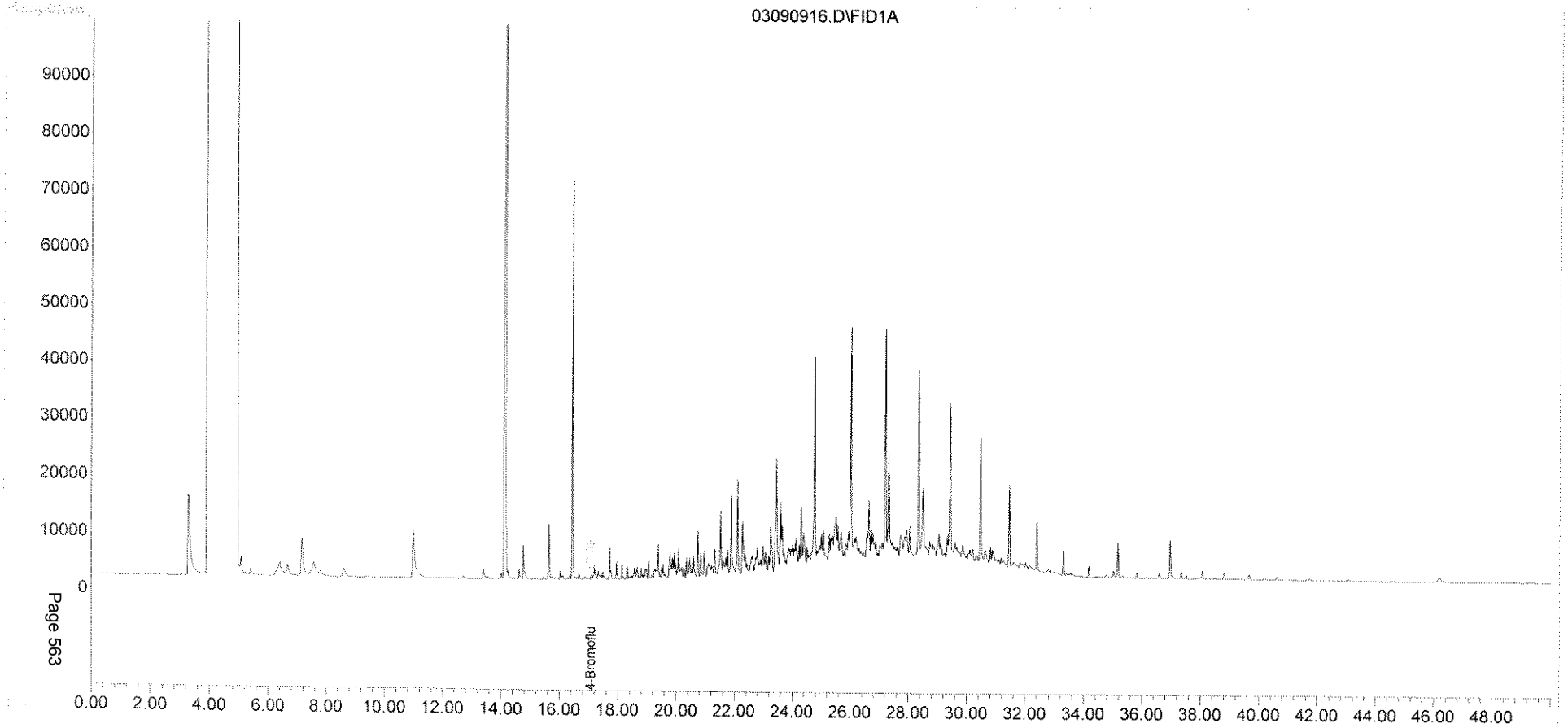

Page 563

Quantitation Report (Not Reviewed)

Data File : C:\HPCHEM\1\DATA\030909\03090917.D Vial: 17
Acq On : 10 Mar 2009 1:27 am Operator: GW
Sample : 0790.00 x1 Inst : SVGC3
Misc : 03/09/09 Multiplr: 1.00
IntFile : EVENTS.E
Quant Time: Mar 10 2:17 2009 Quant Results File: PHCARB.RES

Quant Method : C:\HPCHEM\1\METHODS\PHCARB.M (Chemstation Integrator)
Title :
Last Update : Wed Feb 23 11:45:17 2005
Response via : Initial Calibration
DataAcq Meth : PHCARB.M

Volume Inj. :
Signal Phase :
Signal Info :

	Compound	R.T.	Response	Conc Units
	System Monitoring Compounds			
1) S	4-Bromofluorobenzene	17.33f	15217	0.499 ppb
	Target Compounds			

(f)=RT Delta > 1/2 Window (m)=manual int.

Quantitation Report

Data File : C:\HPCHEM\1\DATA\030909\03090917.D Vial: 17
Acq On : 10 Mar 2009 1:27 am Operator: GW
Sample : 0790.00 x1 Inst : SVGC3
Misc : 03/09/09 Multiplr: 1.00
IntFile : EVENTS.E
Quant Time: Mar 10 2:17 2009 Quant Results File: PHCARB.RES

Quant Method : C:\HPCHEM\1\METHODS\PHCARB.M (Chemstation Integrator)
Title :
Last Update : Wed Feb 23 11:45:17 2005
Response via : Single Level Calibration
DataAcq Meth : PHCARB.M

Volume Inj. :
Signal Phase :
Signal Info :

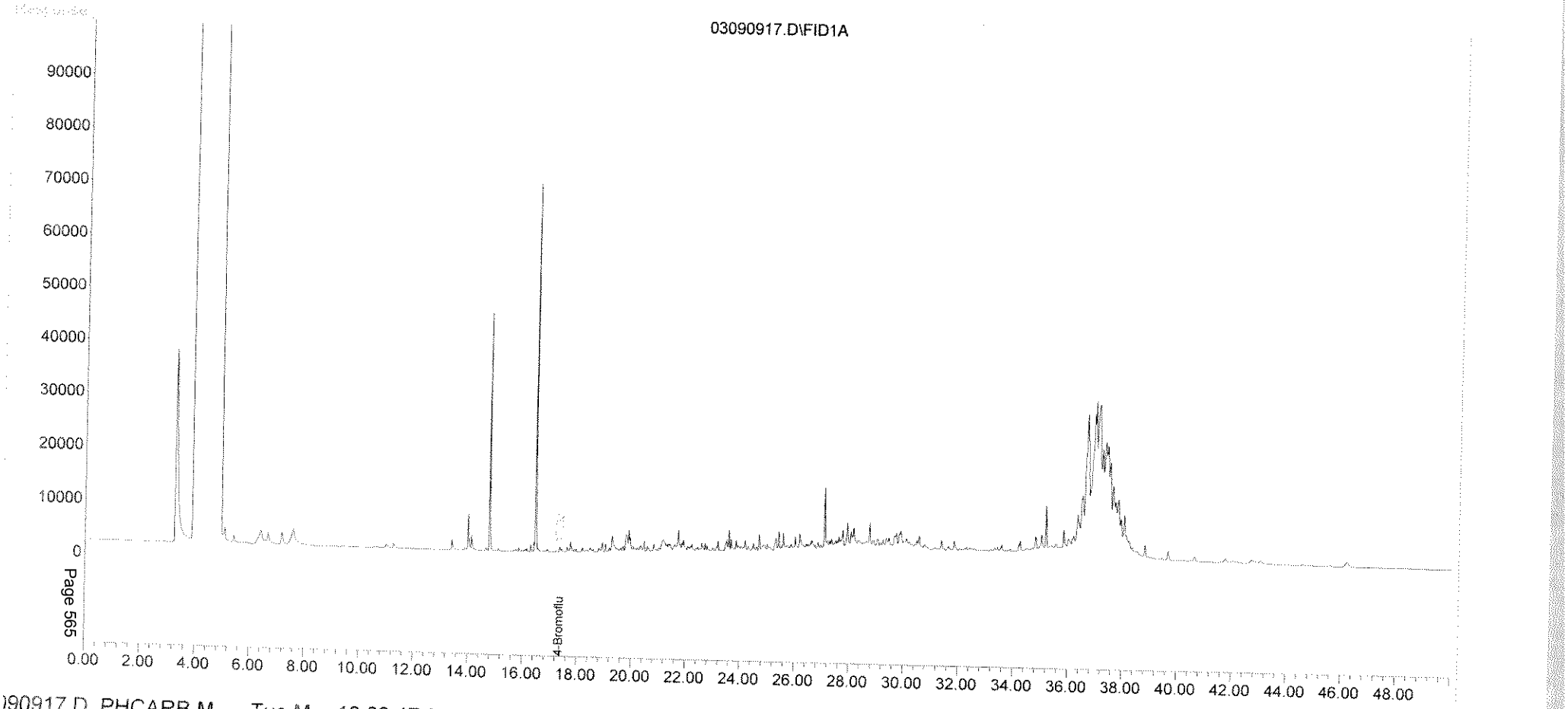

Quantitation Report (Not Reviewed)

Data File : C:\HPCHEM\1\DATA\030909\03090918.D Vial: 18
Acq On : 10 Mar 2009 8:35 am Operator: GW
Sample : #2 1ppm Inst : SVGC3
Misc : MultiplIr: 1.00
IntFile : EVENTS.E
Quant Time: Mar 10 9:25 2009 Quant Results File: PHCARB.RES

Quant Method : C:\HPCHEM\1\METHODS\PHCARB.M (Chemstation Integrator)
Title :
Last Update : Wed Feb 23 11:45:17 2005
Response via : Initial Calibration
DataAcq Meth : PHCARB.M

Volume Inj. :
Signal Phase :
Signal Info :

	Compound	R.T.	Response	Conc Units
	System Monitoring Compounds			
1) S	4-Bromofluorobenzene	16.94	156805	5.145 ppb
	Target Compounds			

(f)=RT Delta > 1/2 Window (m)=manual int.
03090918.D PHCARB.M Tue Mar 10 09:25:07 2009 SVGC3

Quantitation Report

Data File : C:\HPCHEM\1\DATA\030909\03090918.D Vial: 18
Acq On : 10 Mar 2009 8:35 am Operator: GW
Sample : #2 1ppm Inst : SVGC3
Misc : Multiplr: 1.00
IntFile : EVENTS.E
Quant Time: Mar 10 9:25 2009 Quant Results File: PHCARB.RES

Quant Method : C:\HPCHEM\1\METHODS\PHCARB.M (Chemstation Integrator)
Title :
Last Update : Wed Feb 23 11:45:17 2005
Response via : Single Level Calibration
DataAcq Meth : PHCARB.M

Volume Inj. :
Signal Phase :
Signal Info :

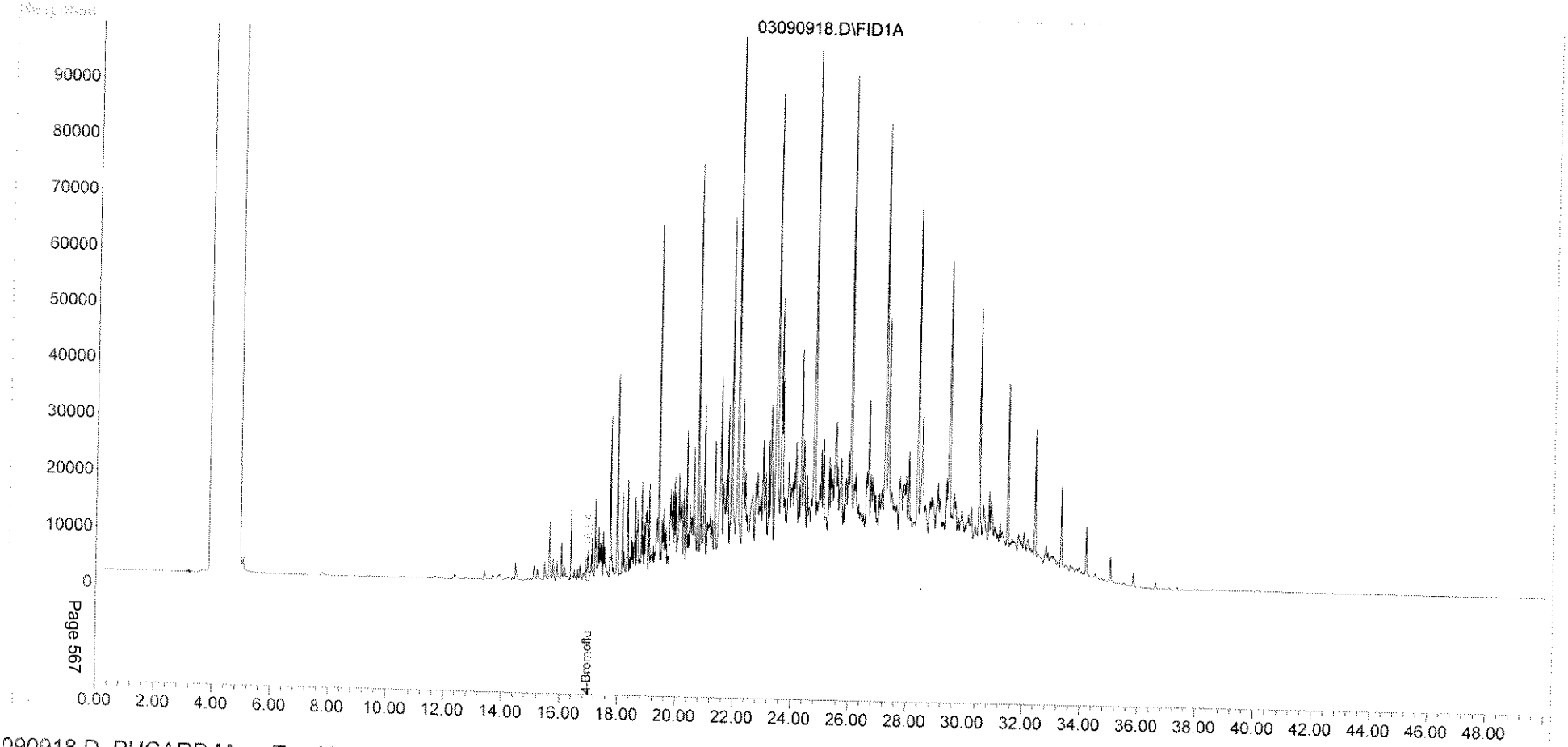

090918.D PHCARB.M Tue Mar 10 09:25:08 2009 SVGC3

Quantitation Report (Not Reviewed)

Data File : C:\HPCHEM\1\DATA\030909\03090919.D Vial: 19
Acq On : 11 Mar 2009 1:55 pm Operator: GW
Sample : #4 1ppm Inst : SVGC3
Misc : MultiplIr: 1.00
IntFile : EVENTS.E
Quant Time: Mar 11 14:45 2009 Quant Results File: PHCARB.RES

Quant Method : C:\HPCHEM\1\METHODS\PHCARB.M (Chemstation Integrator)
Title :
Last Update : Wed Feb 23 11:45:17 2005
Response via : Initial Calibration
DataAcq Meth : PHCARB.M

Volume Inj. :
Signal Phase :
Signal Info :

Compound	R.T.	Response	Conc Units
System Monitoring Compounds			
1) S 4-Bromofluorobenzene	16.94	31998	1.050 ppb
Target Compounds			

(f)=RT Delta > 1/2 Window (m)=manual int.
03090919.D PHCARB.M Wed Mar 11 14:45:10 2009 SVGC3

Quantitation Report

Data File : C:\HPCHEM\1\DATA\030909\03090919.D Vial: 19
Acq On : 11 Mar 2009 1:55 pm Operator: GW
Sample : #4 1ppm Inst : SVGC3
Misc : MultiplIr: 1.00
IntFile : EVENTS.E
Quant Time: Mar 11 14:45 2009 Quant Results File: PHCARB.RES

Quant Method : C:\HPCHEM\1\METHODS\PHCARB.M (Chemstation Integrator)
Title :
Last Update : Wed Feb 23 11:45:17 2005
Response via : Single Level Calibration
DataAcq Meth : PHCARB.M

Volume Inj. :
Signal Phase :
Signal Info :

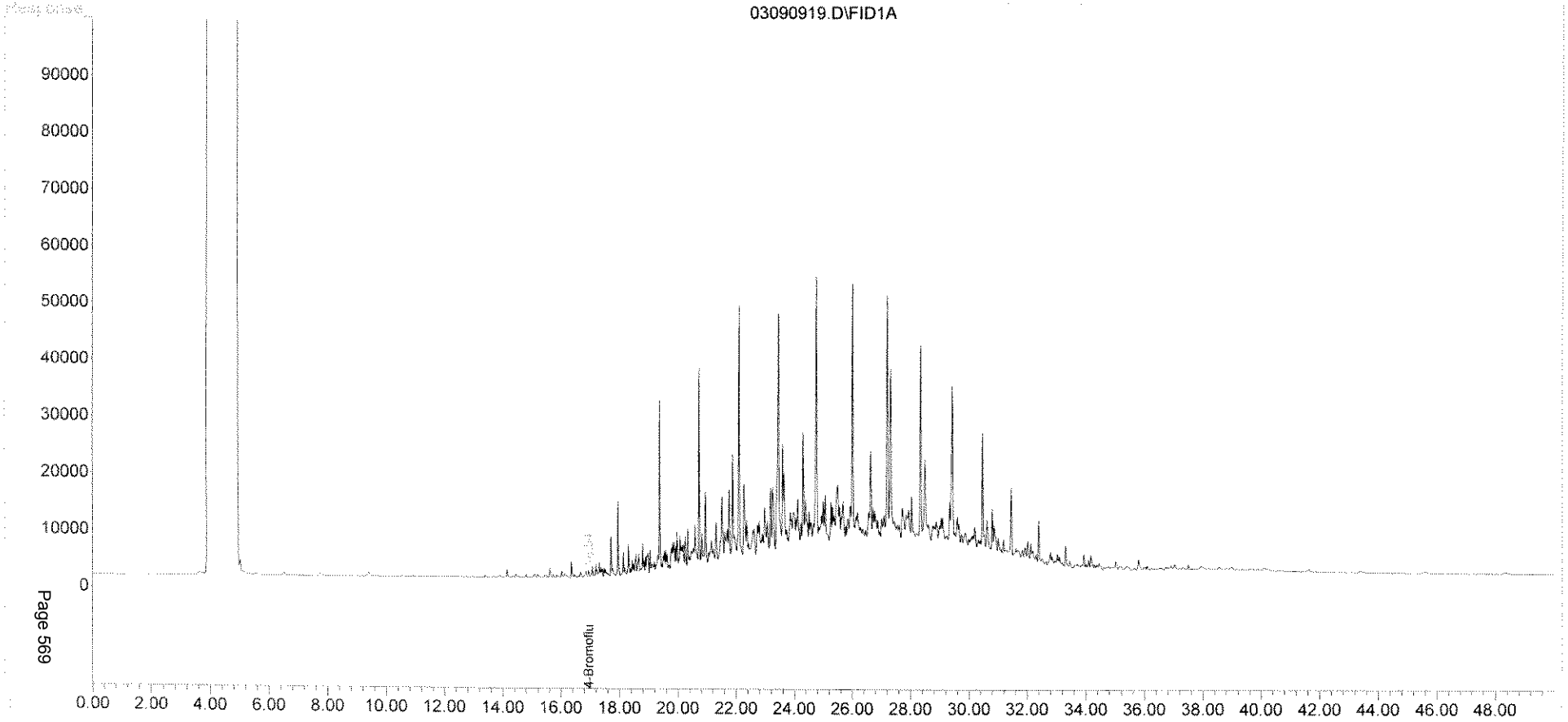

Page 569

Quantitation Report (Not Reviewed)

Data File : C:\HPCHEM\1\DATA\030909\03090920.D Vial: 20
Acq On : 11 Mar 2009 2:55 pm Operator: GW
Sample : TPH 10ppb Inst : SVGC3
Misc : MultiplIr: 1.00
IntFile : EVENTS.E
Quant Time: Mar 11 15:45 2009 Quant Results File: PHCARB.RES

Quant Method : C:\HPCHEM\1\METHODS\PHCARB.M (Chemstation Integrator)
Title :
Last Update : Wed Feb 23 11:45:17 2005
Response via : Initial Calibration
DataAcq Meth : PHCARB.M

Volume Inj. :
Signal Phase :
Signal Info :

	Compound	R.T.	Response	Conc Units
	System Monitoring Compounds			
1) S	4-Bromofluorobenzene	0.00	0	N.D. ppb
	Target Compounds			

(f)=RT Delta > 1/2 Window (m)=manual int.

Quantitation Report

Data File : C:\HPCHEM\1\DATA\030909\03090920.D Vial: 20
Acq On : 11 Mar 2009 2:55 pm Operator: GW
Sample : TPH 10ppb Inst : SVGC3
Misc : Multiplr: 1.00
IntFile : EVENTS.E
Quant Time: Mar 11 15:45 2009 Quant Results File: PHCARB.RES

Quant Method : C:\HPCHEM\1\METHODS\PHCARB.M (Chemstation Integrator)
Title :
Last Update : Wed Feb 23 11:45:17 2005
Response via : Single Level Calibration
DataAcq Meth : PHCARB.M

Volume Inj. :
Signal Phase :
Signal Info :

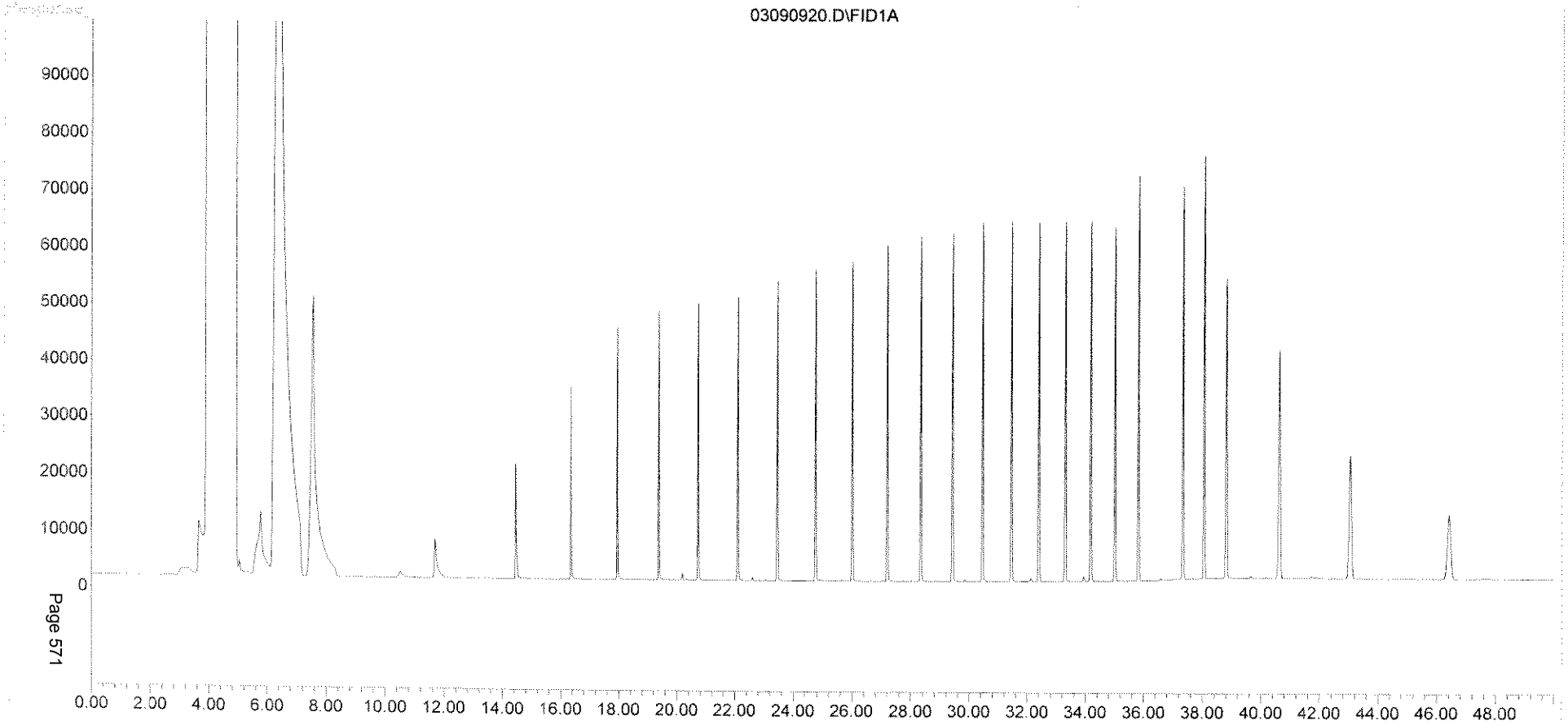

Quantitation Report (Not Reviewed)

Data File : C:\HPCHEM\1\DATA\030909\03090921.D Vial: 21
Acq On : 11 Mar 2009 3:55 pm Operator: GW
Sample : mecl2 blank Inst : SVGC3
Misc : Multiplr: 1.00
IntFile : EVENTS.E
Quant Time: Mar 11 16:45 2009 Quant Results File: PHCARB.RES

Quant Method : C:\HPCHEM\1\METHODS\PHCARB.M (Chemstation Integrator)
Title :
Last Update : Wed Feb 23 11:45:17 2005
Response via : Initial Calibration
DataAcq Meth : PHCARB.M

Volume Inj. :
Signal Phase :
Signal Info :

	Compound	R.T.	Response	Conc Units
	System Monitoring Compounds			
1) S	4-Bromofluorobenzene	0.00	0	N.D. ppb
	Target Compounds			

(f)=RT Delta > 1/2 Window (m)=manual int.

Quantitation Report

Data File : C:\HPCHEM\1\DATA\030909\03090921.D Vial: 21
Acq On : 11 Mar 2009 3:55 pm Operator: GW
Sample : mecl2 blank Inst : SVGC3
Misc : Multiplr: 1.00
IntFile : EVENTS.E
Quant Time: Mar 11 16:45 2009 Quant Results File: PHCARB.RES

Quant Method : C:\HPCHEM\1\METHODS\PHCARB.M (Chemstation Integrator)
Title :
Last Update : Wed Feb 23 11:45:17 2005
Response via : Single Level Calibration
DataAcq Meth : PHCARB.M

Volume Inj. :
Signal Phase :
Signal Info :

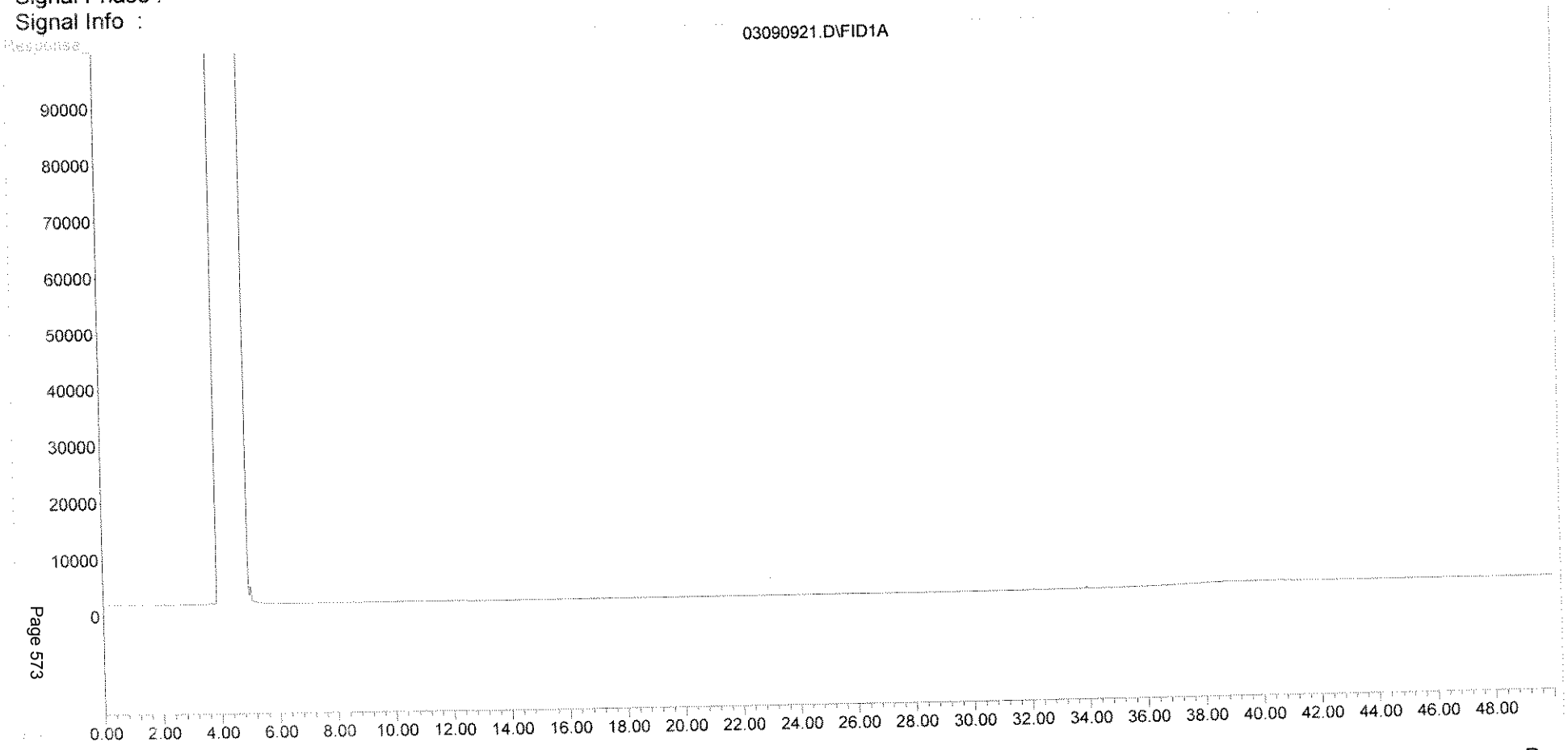

Quantitation Report (Not Reviewed)

Data File : C:\HPCHEM\1\DATA\030909\03090922.D Vial: 22
Acq On : 11 Mar 2009 4:55 pm Operator: GW
Sample : 0754.05 x400 Inst : SVGC3
Misc : Multiplr: 1.00
IntFile : EVENTS.E
Quant Time: Mar 11 17:45 2009 Quant Results File: PHCARB.RES

Quant Method : C:\HPCHEM\1\METHODS\PHCARB.M (Chemstation Integrator)
Title :
Last Update : Wed Feb 23 11:45:17 2005
Response via : Initial Calibration
DataAcq Meth : PHCARB.M

Volume Inj. :
Signal Phase :
Signal Info :

	Compound	R.T.	Response	Conc	Units
	System Monitoring Compounds				
1) S	4-Bromofluorobenzene	0.00	0	N.D.	ppb
	Target Compounds				

(f)=RT Delta > 1/2 Window (m)=manual int.

Quantitation Report

Data File : C:\HPCHEM\1\DATA\030909\03090922.D Vial: 22
Acq On : 11 Mar 2009 4:55 pm Operator: GW
Sample : 0754.05 x400 Inst : SVGC3
Misc : Multiplr: 1.00
IntFile : EVENTS.E
Quant Time: Mar 11 17:45 2009 Quant Results File: PHCARB.RES

Quant Method : C:\HPCHEM\1\METHODS\PHCARB.M (Chemstation Integrator)
Title :
Last Update : Wed Feb 23 11:45:17 2005
Response via : Single Level Calibration
DataAcq Meth : PHCARB.M

Volume Inj. :
Signal Phase :
Signal Info :

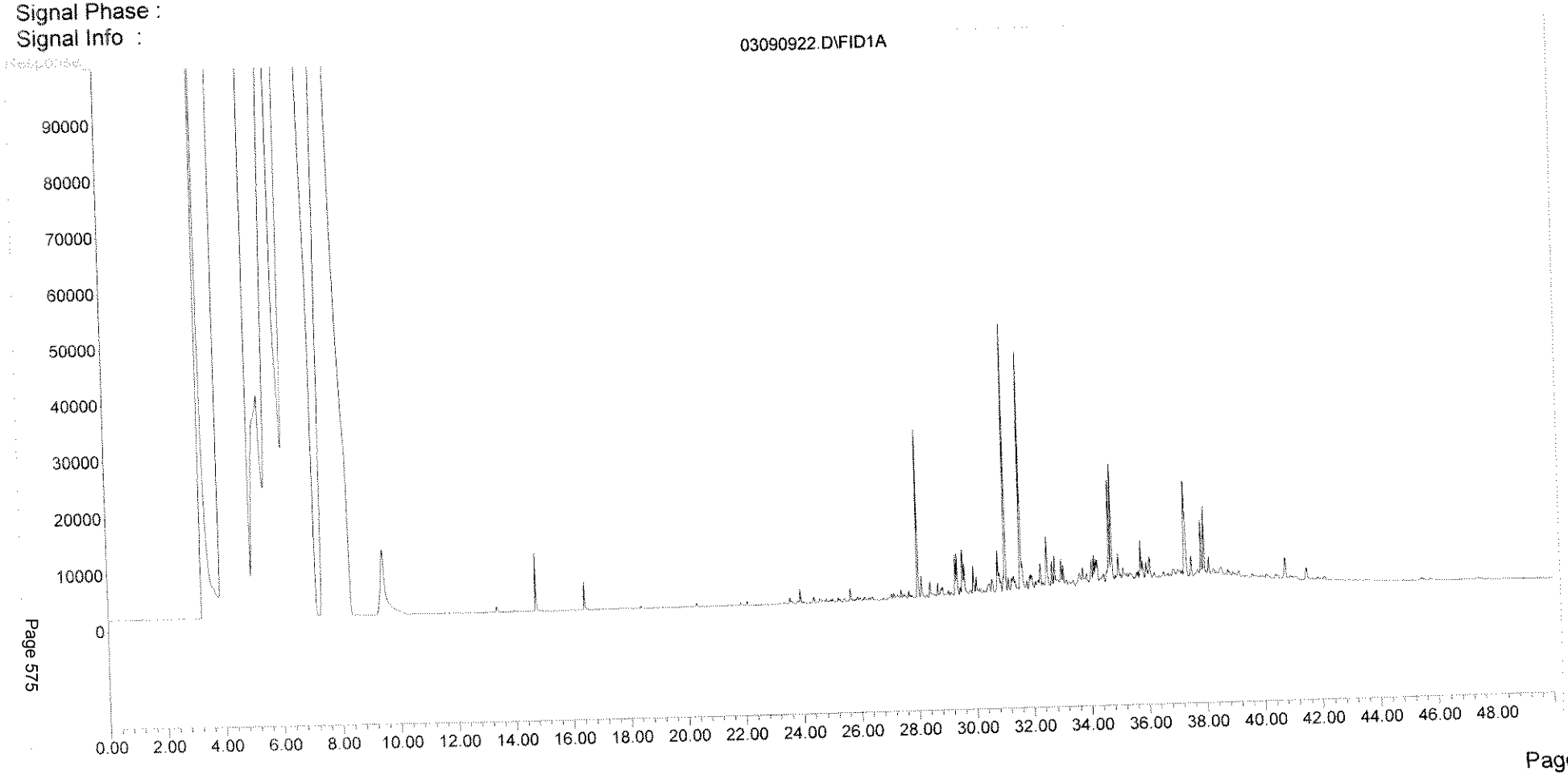

Quantitation Report (Not Reviewed)

Data File : C:\HPCHEM\1\DATA\030909\03090923.D Vial: 23
Acq On : 11 Mar 2009 5:55 pm Operator: GW
Sample : TPH 100ppb Inst : SVGC3
Misc : Multiplr: 1.00
IntFile : EVENTS.E
Quant Time: Mar 11 18:45 2009 Quant Results File: PHCARB.RES

Quant Method : C:\HPCHEM\1\METHODS\PHCARB.M (Chemstation Integrator)
Title :
Last Update : Wed Feb 23 11:45:17 2005
Response via : Initial Calibration
DataAcq Meth : PHCARB.M

Volume Inj. :
Signal Phase :
Signal Info :

Compound	R.T.	Response	Conc Units
System Monitoring Compounds			
1) S 4-Bromofluorobenzene	0.00	0	N.D. ppb
Target Compounds			

Quantitation Report

Data File : C:\HPCHEM\1\DATA\030909\03090923.D Vial: 23
Acq On : 11 Mar 2009 5:55 pm Operator: GW
Sample : TPH 100ppb Inst : SVGC3
Misc : MultiplIr: 1.00
IntFile : EVENTS.E
Quant Time: Mar 11 18:45 2009 Quant Results File: PHCARB.RES

Quant Method : C:\HPCHEM\1\METHODS\PHCARB.M (Chemstation Integrator)
Title :
Last Update : Wed Feb 23 11:45:17 2005
Response via : Single Level Calibration
DataAcq Meth : PHCARB.M

Volume Inj. :
Signal Phase :
Signal Info :

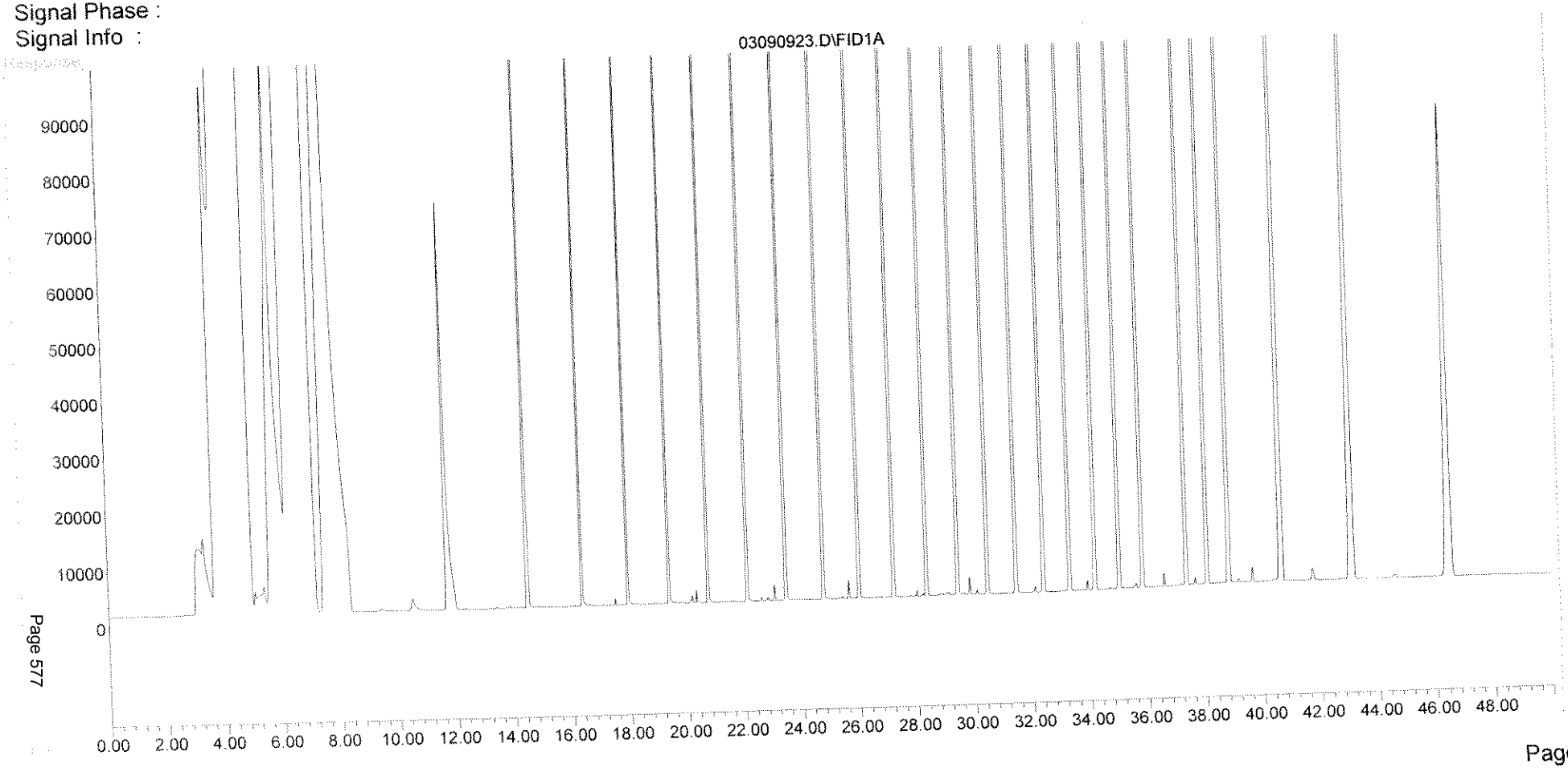

METALS QC DELIVERABLES

CONFORMANCE / NON-CONFORMANCE SUMMARY

Metals

QC Package for Sample Batch 290790.00

< QC criteria were met for the following unless otherwise stated :

* Method Blank
* Duplicate RPD
* Spike % Recoveries
* Reference Sample
* Holding Time (SW846)
* Laboratory Control Standard
* Interference Check Standard

NYSDEC - ASP
2A
INITIAL AND CONTINUING CALIBRATION VERIFICATION

Lab Name: ECOTEST LABORATORY Contract:

Lab Code: Case No.: SAS No.: SDG No.: 290790

Initial Calibration Source: High Purity

Continuing Calibration Source: High Purity

Concentration Units: ug/L

Analyte	Initial Calibration			Continuing Calibration					M
	TRUE	Found	%R	TRUE	Found	%R(1)	Found	%R(1)	
Aluminium	500.0	502.00	100.4	500.0	495.00	99.0	488.00	97.6	P
Antimony	500.0	511.00	102.2	500.0	500.00	100.0	499.00	99.8	P
Arsenic	500.0	498.00	99.6	500.0	487.00	97.4	485.00	97.0	P
Barium	500.0	505.00	101.0	500.0	502.00	100.4	498.00	99.6	P
Beryllium	500.0	500.00	100.0	500.0	485.00	97.0	483.00	96.6	P
Cadmium	500.0	502.00	100.4	500.0	492.00	98.4	487.00	97.4	P
Calcium	5000.0	4970.00	99.4	500.0	517.00	103.4	516.00	103.2	P
Chromium	500.0	501.00	100.2	500.0	492.00	98.4	489.00	97.8	P
Cobalt	500.0	503.00	100.6	500.0	494.00	98.8	490.00	98.0	P
Copper	500.0	504.60	100.9	500.0	504.30	100.9	501.90	100.4	P
Iron	500.0	503.00	100.6	500.0	495.00	99.0	493.00	98.6	P
Lead	500.0	502.00	100.4	500.0	490.00	98.0	487.00	97.4	P
Magnesium	500.0	499.00	99.8	500.0	489.00	97.8	485.00	97.0	P
Manganese	500.0	503.00	100.6	500.0	497.00	99.4	489.00	97.8	P
Mercury	5.0	4.85	97.0	3.0	3.18	105.9	3.03	100.9	AV
Nickel	500.0	497.00	99.4	500.0	482.00	96.4	479.00	95.8	P
Potassium	5000.0	4990.00	99.8	5000.0		0.0			P
Selenium	500.0	506.00	101.2	500.0	493.00	98.6	488.00	97.6	P
Silver	100.0	99.00	99.0	100.0	99.00	99.0	99.00	99.0	P
Sodium	5000.0	5020.00	100.4	5000.0		0.0			P
Thallium	500.0	501.00	100.2	500.0	490.00	98.0	482.00	96.4	P
Vanadium	500.0	502.00	100.4	500.0	494.00	98.8	491.00	98.2	P
Zinc	500.0	501.00	100.2	500.0	493.00	98.6	487.00	97.4	P
Cyanide									

(1) Control Limits: Mercury 80-120: Other Metals 90-110: Cyanide 85-115

NYSDEC - ASP
2A
INITIAL AND CONTINUING CALIBRATION VERIFICATION

Lab Name: ECOTEST LABORATORY Contract:

Lab Code: Case No.: SAS No.: SDG No.: 290790

Initial Calibration Source: High Purity

Continuing Calibration Source: High Purity

Concentration Units: ug/L

Analyte	Initial Calibration			Continuing Calibration					M
	TRUE	Found	%R	TRUE	Found	%R(1)	Found	%R(1)	
Aluninium				500.0	488.00	97.6			P
Antimony				500.0	495.00	99.0			P
Arsenic				500.0	486.00	97.2			P
Barium				500.0	498.00	99.6			P
Beryllium				500.0	483.00	96.6			P
Cadmium				500.0	490.00	98.0			P
Calcium				500.0	514.00	102.8			P
Chromium				500.0	489.00	97.8			P
Cobalt				500.0	491.00	98.2			P
Copper				500.0	497.90	99.6			P
Iron				500.0	493.00	98.6			P
Lead				500.0	486.00	97.2			P
Magnesium				500.0	483.00	96.6			P
Manganese				500.0	492.00	98.4			P
Mercury									AV
Nickel				500.0	479.00	95.8			P
Potassium				5000.0	4940.00	98.8			P
Selenium				500.0	491.00	98.2			P
Silver				100.0	98.00	98.0			P
Sodium				5000.0	5010.00	100.2			P
Thallium				500.0	486.00	97.2			P
Vanadium				500.0	490.00	98.0			P
Zinc				500.0	489.00	97.8			P
Cyanide									

(1) Control Limits: Mercury 80-120: Other Metals 90-110: Cyanide 85-115

NYSDEC - ASP
2B
CRDL STANDARDS FOR AA AND ICP

Lab Name : EcoTest Laboratories Contract :

Lab Code : Case No. : SAS No. : SDG No. : 290531

ICP CRDL Standard Source : High Purity
AA CRDL Standard Source : SCP

Concentration Units : ug/L

Analyte	Initial Calibration			Continuing Calibration				
	TRUE	Found	% R	TRUE	Initial Found	% R	Found	% R
Aluminum	5		0.0					
Antimony	5	5.9	118.0					
Arsenic	5	4.8	96.0					
Barium	5	4.9	98.0					
Beryllium	5	4.7	94.0					
Cadmium	5	4.4	88.0					
Calcium								
Chromium	5	4.9	98.0					
Cobalt	5	5	100.0					
Copper	5	11	220.0					
Iron	5	9.7	194.0					
Lead	5	4.5	90.0					
Magnesium	5	3.3	66.0					
Manganese	5	9.6	192.0					
Mercury	0.25	0.321	128.4					
Nickel	5	9.4	188.0					
Potassium	1000	852	85.2					
Selenium	10	6.2	62.0					
Silver	1	1	100.0					
Sodium	1000	867	86.7					
Thallium	5	2.8	56.0					
Vanadium	5	4.7	94.0					
Zinc	5	10	200.0					
Cyanide								

Control Limits : no limits have been established by NYSDEC or EPA at this time

FORM II (PART 2) - IN

NYSDEC - ASP
3
BLANKS

Lab Name: ECOTEST LABORATORY Contract:

Lab Code: Case No.: SAS No.: SDG No.: 290790

Preparation Blank Matrix (soil/water): water

Preparation Blank Concentration Units (ug/L or mg/Kg): ug/L

Analyte	Initial Calib. Blank (ug/L)	C	Continuing Calibration 1	C	2	C	3	C	Prepa-ration Blank	C	M
Aluminum	10.0	U	10.0	U	10.0	U	10.0	U	15.600		P
Antimony	5.0	U	5.0	U	5.0	U	5.0	U	5.000	U	P
Arsenic	5.0	U	5.0	U	5.0	U	5.0	U	5.000	U	P
Barium	5.0	U	5.0	U	5.0	U	5.0	U	5.000	U	P
Beryllium	1.0	U	1.0	U	1.0	U	1.0	U	1.000	U	P
Cadmium	5.0	U	5.0	U	5.0	U	5.0	U	5.000	U	P
Calcium	200.0	U	200.0	U	200.0	U	200.0	U	200.000	U	P
Chromium	5.0	U	5.0	U	5.0	U	5.0	U	5.000	U	P
Cobalt	5.0	U	5.0	U	5.0	U	5.0	U	5.000	U	P
Copper	10.0	U	10.0	U	10.0	U	10.0	U	10.000	U	P
Iron	10.0	U	10.0	U	10.0	U	10.0	U	36.000	B	P
Lead	5.0	U	5.0	U	5.0	U	5.0	U	5.000	U	P
Magnesium	5.0	U	-5.1	B	-7.3	B	-6.6	B	-5.900	B	P
Manganese	10.0	U	10.0	U	10.0	U	10.0	U	10.000	U	P
Mercury	0.2	U	0.2	U	0.2	U	0.2	U	0.200	U	AV
Nickel	10.0	U	10.0	U	10.0	U	10.0	U	10.000	U	P
Potassium	1000.0	U	1000.0	U	1000.0	U	1000.0	U	1000.000	U	P
Selenium	10.0	U	10.0	U	10.0	U	10.0	U	10.000	U	P
Silver	5.0	U	5.0	U	5.0	U	5.0	U	5.000	U	P
Sodium	1000.0	U	1000.0	U	1000.0	U	1000.0	U	1000.000	U	P
Thallium	5.0	U	5.0	U	5.0	U	5.0	U	5.000	U	P
Vanadium	5.0	U	5.0	U	5.0	U	5.0	U	5.000	U	P
Zinc	10.0	U	10.0	U	10.0	U	10.0	U	10.000	U	P
Cyanide											

FORM III - IN

NYSDEC - ASP
3
BLANKS

Lab Name: ECOTEST LABORATORY Contract:

Lab Code: Case No.: SAS No.: SDG No.: 290790

Preparation Blank Matrix (soil/water): water

Preparation Blank Concentration Units (ug/L or mg/Kg): ug/L

Analyte	Initial Calib. Blank (ug/L)	C	Continuing Calibration 1	C	2	C	3	C	Prepa-ration Blank	C	M
Aluminum											P
Antimony											P
Arsenic											P
Barium											P
Beryllium											P
Cadmium											P
Calcium											P
Chromium											P
Cobalt											P
Copper											P
Iron											P
Lead											P
Magnesium											P
Manganese											P
Mercury			0.2	U	0.2	U	0.2	U			AV
Nickel											P
Potassium											P
Selenium											P
Silver											P
Sodium											P
Thallium											P
Vanadium											P
Zinc											
Cyanide											

FORM III - IN

NYSDEC - ASP

5A
SPIKE SAMPLE RECOVERY

NYSDEC SAMPLE NO.

Lab Name: ECOTEST LABORATORY Contract:_____

Lab Code:_____ Case No.:_____ SAS No.:_____ SDG No.: 290790

Matrix (soil/water): water Level (low/med): LOW

% Solids for Sample:

Concentration Units (ug/L or mg/Kg wet weight): ug/L

Analyte	Control Limit %R	Spiked Sample Result (SSR)	C	Sample Result (SR)	C	Spike Added (SA)	%R	Q	M
Aluminum	75-125	21000.0000		26.1000		21840.00	96.0		P
Antimony	75-125	246.0000		9.4000	U	200.00	118.3		P
Arsenic	75-125	415.0000		-0.6000	U	400.00	103.9		P
Barium	75-125	423.0000		5.4000		400.00	104.4		P
Beryllium	75-125	419.0000		-0.1000	U	400.00	104.8		P
Cadmium	75-125	401.0000		0.6000	U	400.00	100.1		P
Calcium	75-125	23400.0000		1010.0000		21840.00	102.5		P
Chromium	75-125	411.0000		6.2000		400.00	101.2		P
Cobalt	75-125	407.0000		0.9000	U	400.00	101.5		P
Copper	75-125	457.8000		28.2000		400.00	107.4		P
Iron	75-125	21800.0000		713.0000		21840.00	96.6		P
Lead	75-125	470.0000		77.8000		400.00	98.1		P
Magnesium	75-125	21900.0000		192.0000		21840.00	99.4		P
Manganese	75-125	419.0000		10.5000		400.00	102.1		P
Mercury	75-125	3.1590		0.0810	U	4.00	77.0		P
Nickel	75-125	397.0000		4.1000	U	400.00	98.2		AV
Potassium	75-125	6250.0000		664.0000	U	4000.00	139.7	N	P
Selenium	75-125	424.0000		-2.2000	U	400.00	106.6		P
Silver	75-125	76.0000		3.0000	U	80.00	91.3		P
Sodium	75-125	10800.0000		3890.0000		4000.00	172.8	N	P
Thallium	75-125	390.0000		1.3000	U	400.00	97.2		P
Vanadium	75-125	410.0000		0.4000	U	400.00	102.4		P
Zinc	75-15	468.0000		57.5000		400.00	102.6		P
Cyanide									" "

Comments:

FORM V (PART 1) - IN

NYSDEC - ASP
6
DUPLICATES

NYSDEC SAMPLE NO.

Lab Name: ECOTEST LABORATORY Contract: _____

Lab Code: _____ Case No :_____ SAS No.: _____ SDG No.: 290790

Martix (soil/water) : water Level (low/med):

% Solids for Sample: % Solids for Duplicate:

Concentration Units (ug/L or mg/Kg dry weight): ug/L

Analyte	Control Limit	Sample (S)	C	Duplicate (D)	C	RPD	Q	M
Aluminum		26.1000		24.0000		8.4		P
Antimony		9.4000		10.7000		12.9		P
Arsenic		-0.6000	U	0.9000	U	1000.0		P
Barium		5.4000		4.6000	U	16.0		P
Beryllium		-0.1000	U	-0.1000	U	0.0		P
Cadmium		0.6000		0.4000	U	0.0		P
Calcium		1010.0000		993.0000		1.7		P
Chromium		6.2000		6.1000		1.6		P
Cobalt		0.9000	U	0.6000	U	40.0		P
Copper		28.2000		24.6000		13.6		P
Iron		713.0000		692.0000		3.0		P
Lead		77.8000		77.4000		0.5		P
Magnesium		192.0000		189.0000		1.6		P
Manganese		10.5000		10.1000		3.9		P
Mercury		0.0810	U	0.0790	U	2.5		AV
Nickel		4.1000	U	4.4000	U	7.1		P
Potassium		664.0000	U	666.0000	U	0.3		P
Selenium		-2.2000	U	-6.7000	U	101.1		P
Silver		3.0000	U	2.0000	U	40.0		P
Sodium		3890.0000		3920.0000		0.8		P
Thallium		1.3000	U	3.5000	U	91.7		P
Vanadium		0.4000	U	0.1000	U	120.0		P
Zinc		57.5000		54.7000		5.0		P
Cyanide								" "

FORM VI - IN

NYSDEC - ASP
7
LABORATORY CONTROL SAMPLE

Lab Name: ECOTEST LABORATORY Contract: _____

Lab Code: _____ Case Code: _____ SAS No.: _____ SDG No.: 290790

ICP ID Number: PE3300XL
Hg ID Number : PEFIMS100

LCS Source: CPI
LCS Source: SCP Science

Concentration Units: ug/L

	Aqueous (ug/L)			Solid (mg/Kg)					
Analyte	TRUE	Found	%R	TRUE	Found	C	Limits		%R
Aluminium	100.0	104.00	104.0						
Antimony	100.0	97.10	97.1						
Arsenic	100.0	104.00	104.0						
Barium	100.0	103.00	103.0						
Beryllium	100.0	103.00	103.0						
Cadmium	100.0	102.00	102.0						
Calcium	9790.0	9620.00	98.3						
Chromium	100.0	103.00	103.0						
Cobalt	100.0	99.40	99.4						
Copper	100.0	99.00	99.0						
Iron	100.0	102.00	102.0						
Lead	100.0	101.00	101.0						
Magnesium	3040.0	3050.00	100.3						
Manganese	100.0	102.00	102.0						
Mercury	4.0	4.33	108.3						
Nickel	100.0	99.90	99.9						
Potassium	2290.0	2550.00	111.4						
Selenium	100.0	102.00	102.0						
Silver	100.0	97.00	97.0						
Sodium	8080.0	8710.00	107.8						
Thallium	100.0	101.00	101.0						
Vanadium	100.0	102.00	102.0						
Zinc	100.0	111.00	111.0						
Cyanide									

FORM VII - IN

NYSDEC - ASP
10
INSTRUMENT DETECTION LIMITS (SEMIANNUALLY)

Lab Name : Contract :

Lab Code : Case No. : SAS No. : SDG No. : 290790

ICP ID Number : PE3300XL Date :

Flame AA ID Number :

Furnace AA ID Number :

Analyte	Wavelength (nm)	Backround	CRDL (ug/L)	IDL (ug/L)	M
Aluminum	396.153		200	10	P
Antimony	206.836		60	5	P
Arsenic	188.979		10	5	P
Barium	493.408		200	5	P
Beryllium	313.107		5	1	P
Cadmium	214.44		5	5	P
Calcium	317.933		5000	200	P
Chromium	267.716		10	5	P
Cobalt	228.616		50	5	P
Copper	327.393		25	10	P
Iron	238.204		100	10	P
Lead	220.353		5	5	P
Magnesium	279.077		5000	5	P
Manganese	257.61		15	10	P
Mercury	253.7		0.2	0.2	AV
Nickel	227.022		40	10	P
Potassium	766.49		5000	1000	P
Selenium	196.026		5	10	P
Silver	328.068		10	1	P
Sodium	589.592		5000	1000	P
Thallium	190.801		10	5	P
Vanadium	292.402		50	5	P
Zinc	213.857		20	10	P

Comments :

FORM X - IN

NYSDEC - ASP
13
PREPARATION LOG

Lab Name: ECOTEST LABORITORY　　　　Contract:

Lab Code:　　　Case No.:　　　SAS No.:　　　SDG No.: 290790

Method: P

NYSDEC Sample No.	Preparation Date	Weight (gram)	Volume (mg/L)
ww dig blk	03/05/09		50
LFBw	03/05/09		50
0790.00	03/05/09		50

Comments:

NYSDEC - ASP
13
PREPARATION LOG

Lab Name: ECOTEST LABORITORY Contract:

Lab Code: Case No.: SAS No.: SDG No.: 290790

Method: AV

NYSDEC Sample No.	Preparation Date	Weight (gram)	Volume (mg/L)
Blank	03/13/09		25
0.25	03/13/09		25
0.50	03/13/09		25
1.00	03/13/09		25
3.00	03/13/09		25
5.00	03/13/09		25
8.00	03/13/09		25
QC	03/13/09		25
0790.00	03/13/09		25

Comments:

FORM XIII - IN
B-186

NYSDEC - ASP
14
ANALYSIS RUN LOG

Lab Name: ECOTEST LABORATORY Contract:

Lab Code: Case No.: SAS No.: SDG No.: 290790

Instrument ID Number: PE3300XL Method: EPA 6010B

Start Date : 03/10/09 End Date: 03/10/09

NYSDEC Sample No.	D/F	Time	%R	Analytes																						
				Al	Sb	As	Ba	Be	Cd	Ca	Cr	Co	Cu	Fe	Pb	Mg	Mn	Hg	Ni	K	Se	Ag	Na	Tl	V	Zn	CN
Calib Blk				X	X	X	X	X	X	X	X	X	X	X	X	X	X		X	X	X	X	X	X	X	X	
Std 1					X	X	X	X	X		X	X	X	X	X		X		X		X	X		X	X	X	
Std 2										X						X											
Std 3																				X			X				
Std 4				X						X				X									X				
Std 5																											
Std 6																											
LCS 1				X	X	X	X	X	X	X	X	X	X	X	X	X	X		X	X	X	X	X	X	X	X	
ICVS 1				X	X	X	X	X	X	X	X	X	X	X	X	X	X		X		X	X		X	X	X	
ICVS 2										X						X											
ICVS 3																					X		X				
CCB				X	X	X	X	X	X	X	X	X	X	X	X	X	X		X	X	X	X	X	X	X	X	
0.005 Irl																											
0.010 Irl																											
1.00 Irl																											
zzzzzz																											
zzzzzz mdp																											
zzzzzz msp																											
ICVS 3																					X		X				
CCVS 1				X	X	X	X	X	X	X	X	X	X	X	X	X	X		X		X	X		X	X	X	
CCB				X	X	X	X	X	X	X	X	X	X	X	X	X	X		X	X	X	X	X	X	X	X	
ww 3/05				X	X	X	X	X	X	X	X	X	X	X	X	X	X		X	X	X	X	X	X	X	X	
LFBw 3/05				X	X	X	X	X	X	X	X	X	X	X	X	X	X		X	X	X	X	X	X	X	X	
0790.00	10																										
0790.00				X	X	X	X	X	X	X	X	X	X	X	X	X	X		X	X	X	X	X	X	X	X	
CCVS 1				X	X	X	X	X	X	X	X	X	X	X	X	X	X		X		X	X		X	X	X	
CCB				X	X	X	X	X	X	X	X	X	X	X	X	X	X		X	X	X	X	X	X	X	X	
CCVS 3																					X		X				
CCVS 1				X	X	X	X	X	X	X	X	X	X	X	X	X	X		X		X	X		X	X	X	
CCB				X	X	X	X	X	X	X	X	X	X	X	X	X	X		X	X	X	X	X	X	X	X	
ICS B							X	X	X		X	X	X		X		X		X			X			X	X	
ICS AB				X			X	X	X	X	X	X	X	X	X	X	X		X			X			X	X	
20ppm				X		X			X	X	X	X	X	X	X	X	X		X		X			X	X	X	

NYSDEC - ASP
14
ANALYSIS RUN LOG

Lab Name: ECOTEST LABORATORY Contract:

Lab Code: Case No.: SAS No.: SDG No.: 290790

Instrument ID Number: PEFIMS100 Method: EPA 7470A

Start Date : 03/13/09 End Date: 03/13/09

NYSDEC Sample No.	D/F	Time	%R	Analytes																									
				Al	Sb	As	Ba	Be	Cd	Ca	Cr	Co	Cu	Fe	Pb	Mg	Mn	Hg	Ni	K	Se	Ag	Na	Tl	V	Zn	CN
Cal blk																		X									
std 1																		X									
std 2																		X									
std 3																		X									
std 4																		X									
std 5																		X									
std 6																		X									
Blank																		X									
QC 4.0																											
QC 4.0																		X									
ICVS 5.0																		X									
0.25lrl																		X									
LFB 4.0																											
Blank																		X									
LFB 4.0																		X									
zzzzzz																											
zzzzzz mdp																											
zzzzzz msp																											
zzzzzz																											
zzzzzz																											
zzzzzz																											
zzzzzz																											
0790.00																		X									
zzzzzz																											
Blank																		X									
CCVS 3.0																		X									
zzzzzz																											
zzzzzz																											
zzzzzz																											
zzzzzz																											
zzzzzz																											
zzzzzz																											
zzzzzz																											
zzzzzz																											
zzzzzz																											

NYSDEC - ASP
14
ANALYSIS RUN LOG

Lab Name: ECOTEST LABORATORY Contract:

Lab Code: Case No.: SAS No.: SDG No.: 290790

Instrument ID Number: PEFIMS100 Method: EPA 7470A

Start Date : 03/13/09 End Date: 03/13/09

NYSDEC Sample No.	D/F	Time	%R	Analytes																								
				Al	Sb	As	Ba	Be	Cd	Ca	Cr	Co	Cu	Fe	Pb	Mg	Mn	Hg	Ni	K	Se	Ag	Na	Tl	V	Zn	CN
zzzzzz mdp																												
Blank																												
CCVS 3.0																		X									
zzzzzz msp																												
zzzzzz																												
Blank																												
zzzzzz																												
zzzzzz																												
Blank																												
zzzzzz																												
Blank																												
zzzzzz																												
Blank																												
zzzzzz																												
Blank																												
zzzzzz																												
Blank																												
zzzzzz																												
zzzzzz																												
zzzzzz																												
zzzzzz																												
zzzzzz																												
Blank																												
zzzzzz																												
Blank																												
zzzzzz	5																											
zzzzzz																												
zzzzzz																												
zzzzzz																												
rinse																												
Blank																												
QC 4.0																		X									
CCVS 3.0																		X									

EPA 3010 Digestion Log

03/05/09

DATE	SAMPLE	WT/VOL	FINAL VOL	METHOD	COMMENT	pH	TEC
03/03/09	TCLP BLK	5ml	50ml	3010			HH
	LFB TCLP						
	0733.00					y	
	0733.00				MDP	y	
	0733.00				MSP		
	Solid BLK	5ml	50ml				
	LFB Solid						
	0766.01	2g			Film dig w/ HNO_3		
	.02	2g			Rushes.		
03/04/09	W.W BLK	50ml	50ml	3010			HK
	LFB W.W						
	0759.02					y	
	.02				MDP	y	
	.02				MSP		
	0760.01						
	.02						
	0762.00						
	0765.01	10ml					
	.02						
	.03						
	.04						
	.05						
	.06						
	.07						
	.08						
	0768.01	50ml					
03/05/09	W.W BLK	50ml	50ml	3010			HK
	LFB W.W	50ml	50ml	3010			

DATE	SAMPLE	INT VOL	FINAL VOL	METHOD	COMMENT	pH	TECH
03/05/09	PW BLK	50ml	50ml	3005			HKT
	LFB PW	↓	↓	↓			↓
	0771.00	10ml	↓	3010		y	↓
	0773.01	↓	↓	↓		↓	↓
	.02	↓	↓	↓		↓	↓
	.03	↓	↓	↓		↓	↓
	.04	↓	↓	↓		↓	↓
	0777.01	↓	↓	↓		↓	↓
	.02	↓	↓	↓		↓	↓
	.03	↓	↓	↓		↓	↓
	.04	↓	↓	↓		↓	↓
	0784.00	50ml	↓	↓		↓	↓
	0789.01	↓	↓	↓		↓	↓
	0790.00	↓	↓	↓		↓	↓
	0791.01	↓	↓	↓		↓	↓
	0792.00	↓	↓	↓		↓	↓
	0788.01	↓	↓	↓		↓	↓
	.02	↓	↓	↓		↓	↓
	0797.01	↓	↓	3005		↓	↓
	.01	↓	↓	↓	MDP	↓	↓
	.01	↓	↓	↓	MSP	↓	↓
	.02	↓	↓	↓		↓	↓
	.03	↓	↓	↓		↓	↓
	.04	↓	↓	↓		↓	↓
	0800.00	↓	↓	3010		↓	↓
	0800.00	↓	↓	↓	MDP	↓	↓
	0800.00	↓	↓	↓	MSP	↓	↓
03/06/09	PW BLK	50ml	50ml	3005			HKT

EPA 245.2 Digestion Log

03/13/09

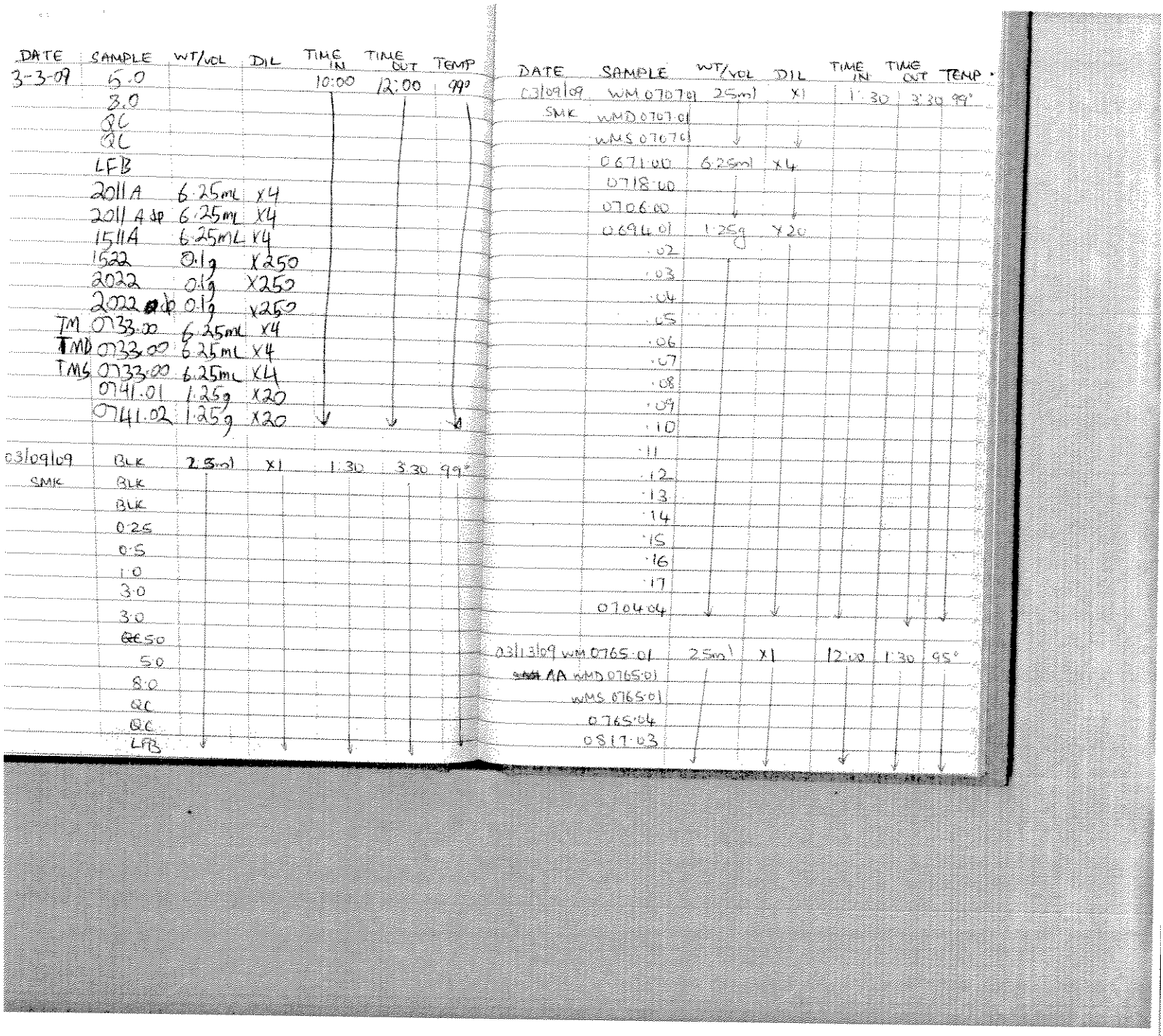

DATE	SAMPLE	WT/VOL	DIL	TIME IN	TIME OUT	TEMP
3-3-09	6.0			10:00	12:00	99°
	3.0					
	QC					
	QC					
	LFB					
	2011A	6.25mL	X4			
	2011A dp	6.25mL	X4			
	1511A	6.25mL	X4			
	1522	0.1g	X250			
	2022	0.1g	X250			
	2022 dp	0.1g	X250			
TM	0733.00	6.25mL	X4			
TMD	0733.00	6.25mL	X4			
TMS	0733.00	6.25mL	X4			
	0741.01	1.25g	X20			
	0741.02	1.25g	X20			
03/09/09	BLK	2.5mL	X1	1:30	3:30	99°
SMK	BLK					
	BLK					
	0.25					
	0.5					
	1.0					
	3.0					
	3.0					
	~~6.0~~ 5.0					
	5.0					
	8.0					
	QC					
	QC					
	LFB					

DATE	SAMPLE	WT/VOL	DIL	TIME IN	TIME OUT	TEMP
03/09/09	WM 0707.01	25mL	X1	1:30	3:30	99°
SMK	WMD 0707.01					
	WMS 0707.01					
	0671.00	6.25mL	X4			
	0718.00					
	0706.00					
	0696.01	1.25g	X20			
	.02					
	.03					
	.04					
	.05					
	.06					
	.07					
	.08					
	.09					
	.10					
	.11					
	.12					
	.13					
	.14					
	.15					
	.16					
	.17					
	0704.04					
03/13/09	WM 0765.01	25mL	X1	12:00	1:30	95°
	~~WM~~ AA WMD 0765.01					
	WMS 0765.01					
	0765.04					
	0817.03					

DATE	SAMPLE	WT/VOL	DIL	TIME IN	TIME OUT	TEMP
03/13/09	0818 03	25ml	X1	12:00	1:30 2:00	99°
AA	0789 01					
	0790 00					
	0791 01					
	0773 01					
	02					
	03					
	04					
	0765 02					
	03					
	0731 00					
	TCLP B02607	6.25ml	X4			
TM	0735 00					
TMD	0735 00					
TMS	0735 00					
	TCLP B03106					
	0733 00					
TM	0814 00					
TMD	0814 00					
TMS	0814 00					
	0762 00					
	0792 00					
	0814 00	0.5g	X50			
	0732 01	2.5ml	X10			
	02					
	0840 00	1.25g	X20			
	0754 02					
	06					
	0754 11					
	12					
	0734 00					

DATE	SAMPLE	WT/A
03/16/09	BLANK	25
SMK	BLANK	
	BLANK	
	0.25	
	0.5	
	1.0	
	3.0	
	3.0	
	5.0	
	5.0	
	8.0	
	QC	
	QC	
	LFB	
	1602 03/06	
	802 03/06	
	0831 01	
	02	
	03	
WM	0847 03	
WMD	0847 03	
WMS	0847 03	
	0862 00	
	0900 01	
	0905 01	
	0922 00	
	TCLP B03111	6.25
	0865 01	
	TCLP B03113	
	0914 01	
	02	

EPA 200.7

03/10/09

Mean Data

ID: Calib Blank 1

Seq. No.: 1

A/S Pos: 7

Date: 2009/03/10 09:50:23

Sample Qty: / Analyte	g / Corr. Intensity	Prep. Vol.: / Conc (Calib)	Dilution: / Std. Dev.	Calib Units	: / Conc (Sample)	Std. Dev.	Sample Units	RSD
Y 371.029	2,679,542.1	[0.00]	11,064.20	mg/L				0.41 %
Y 324.227	1,594,538.4	[0.00]	6,200.02	mg/L				0.39 %
Sc 361.383	4,095,337.0	[0.00]	14,143.12	mg/L				0.35 %
Sc 357.253	2,910,265.6	[0.00]	11,426.89	mg/L				0.39 %
Ag 328.068	-1,328.2	[0.00]	36.62	mg/L				2.76 %
Al 308.215	8,680.3	[0.00]	27.77	mg/L				0.32 %
Al 396.153	1,378.2	[0.00]	28.19	mg/L				2.05 %
As 188.979	-6.3	[0.00]	1.95	mg/L				30.93 %
Ba 493.408	1,853.9	[0.00]	17.57	mg/L				0.95 %
Be 313.107	-12,633.6	[0.00]	22.91	mg/L				0.18 %
Ca 317.933	34,452.9	[0.00]	195.56	mg/L				0.57 %
Ca 315.887	2,613.3	[0.00]	27.40	mg/L				1.05 %
Cd 214.440	298.1	[0.00]	5.08	mg/L				1.71 %
Co 228.616	-73.7	[0.00]	4.63	mg/L				6.27 %
Fe 238.204	792.8	[0.00]	17.52	mg/L				2.21 %
Fe 238.863	-25.5	[0.00]	8.82	mg/L				34.56 %
Mg 279.077	361.8	[0.00]	8.09	mg/L				2.24 %
Mn 257.610	673.2	[0.00]	10.86	mg/L				1.61 %
Mo 202.031	72.3	[0.00]	3.02	mg/L				4.18 %
Na 330.237	371.2	[0.00]	28.69	mg/L				7.73 %
Pb 220.353	-44.1	[0.00]	7.75	mg/L				17.59 %

Sb 206.836	54.5	[0.00]	2.90	mg/L	5.32 %
Se 196.026	-17.1	[0.00]	1.75	mg/L	10.18 %
Tl 190.801	-17.4	[0.00]	3.00	mg/L	17.29 %
V 292.402	-206.4	[0.00]	6.47	mg/L	3.14 %
Zn 213.857	305.2	[0.00]	2.09	mg/L	0.69 %
Cr 267.716	302.2	[0.00]	28.69	mg/L	9.49 %
Cu 324.752	5,850.2	[0.00]	63.47	mg/L	1.08 %
Ni 227.022	117.4	[0.00]	2.60	mg/L	2.21 %
K 766.490	-2,447.2	[0.00]	65.85	mg/L	2.69 %
Na 589.592	3,899.4	[0.00]	65.61	mg/L	1.68 %

Mean Data

ID: Calib Std 1 **Seq. No.:** 2 **A/S Pos:** 3

Sample Qty: g **Prep. Vol.:** **Dilution:** : **Date:** 2009/03/10 09:55:25

Analyte	Corr. Intensity	Conc (Calib)	Std. Dev.	Calib Units	Conc (Sample)	Std. Dev.	Sample Units	RSD
Y 371.029	2,675,847.3	0.999	5,432.31	mg/L				0.20 %
Y 324.227	1,594,447.0	1.000	2,657.69	mg/L				0.17 %
Sc 361.383	4,095,650.9	1.00	4,886.71	mg/L				0.12 %
Sc 357.253	2,915,791.4	1.00	2,154.50	mg/L				0.07 %
Ag 328.068	23,503.0	[0.100]	52.18	mg/L				0.22 %
Al 396.153	70,437.1	[0.500]	382.17	mg/L				0.54 %
As 188.979	337.9	[0.500]	2.41	mg/L				0.71 %
Ba 493.408	3,025,015.6	[0.500]	5,998.41	mg/L				0.20 %
Be 313.107	3,068,089.0	[0.500]	6,020.17	mg/L				0.20 %
Cd 214.440	50,367.1	[0.500]	127.42	mg/L				0.25 %
Co 228.616	13,155.4	[0.500]	26.22	mg/L				0.20 %

Fe 238.204	49,205.0	[0.500]	148.86	mg/L	0.30 %
Mn 257.610	313,052.9	[0.500]	704.62	mg/L	0.23 %
Mo 202.031	7,666.6	[0.500]	42.27	mg/L	0.55 %
Pb 220.353	5,107.7	[0.500]	34.76	mg/L	0.68 %
Sb 206.836	849.8	[0.500]	21.32	mg/L	2.51 %
Se 196.026	375.4	[0.500]	6.10	mg/L	1.62 %
Tl 190.801	430.4	[0.500]	2.14	mg/L	0.50 %
V 292.402	163,537.0	[0.500]	261.15	mg/L	0.16 %
Zn 213.857	30,478.0	[0.500]	123.11	mg/L	0.40 %
Cr 267.716	109,988.5	[0.500]	72.03	mg/L	0.07 %
Cu 324.752	223,909.6	[0.500]	2,287.42	mg/L	1.02 %
Ni 227.022	7,403.8	[0.500]	16.24	mg/L	0.22 %

Mean Data

ID: Calib Std 2 Seq. No.: 3 A/S Pos: 4

Sample Qty: g Prep. Vol.: Dilution: : Date: 2009/03/10 09:59:40

Analyte	Corr. Intensity	Conc (Calib)	Std. Dev.	Calib Units	Conc (Sample)	Std. Dev.	Sample Units	RSD
Y 371.029	2,659,687.6	0.993	16,964.62	mg/L				0.64 %
Y 324.227	1,590,288.3	0.997	9,537.42	mg/L				0.60 %
Sc 361.383	4,077,470.7	0.996	30,470.03	mg/L				0.75 %
Sc 357.253	2,914,832.5	1.00	19,679.21	mg/L				0.68 %
Ca 317.933	1,203,185.2	[5.00]	11,018.16	mg/L				0.92 %
Mg 279.077	105,206.7	[5.00]	1,114.29	mg/L				1.06 %

Mean Data

ID: Calib Std 3 Seq. No.: 4 A/S Pos: 5

Sample Qty: g Prep. Vol.: Dilution: : Date: 2009/03/10 10:03:36

Analyte	Corr. Intensity	Conc (Calib)	Std. Dev.	Calib Units	Conc (Sample)	Std. Dev.	Sample Units	RSD
Y 371.029	2,661,701.7	0.993	14,262.74	mg/L				0.54 %

Y 324.227	1,593,620.3	0.999	7,599.53	mg/L		0.48 %
Sc 361.383	4,079,813.0	0.996	26,313.51	mg/L		0.64 %
Sc 357.253	2,922,436.6	1.00	16,420.69	mg/L		0.56 %
Na 330.237	2,707.7	[5.00]	17.50	mg/L		0.65 %
K 766.490	1,576,032.2	[5.00]	1,149.19	mg/L		0.07 %
Na 589.592	1,907,110.5	[5.00]	3,653.40	mg/L		0.19 %

Mean Data

ID: Calib Std 4 Seq. No.: 5 A/S Pos: 6

Sample Qty: g Prep. Vol.: Dilution: : Date: 2009/03/10 10:07:48

Analyte	Corr. Intensity	Conc (Calib)	Std. Dev.	Calib Units	Conc (Sample)	Std. Dev.	Sample Units	RSD
Y 371.029	2,561,505.1	0.956	6,212.11	mg/L				0.24 %
Y 324.227	1,563,619.6	0.981	7,427.36	mg/L				0.48 %
Sc 361.383	3,999,275.3	0.977	14,193.98	mg/L				0.35 %
Sc 357.253	2,876,391.6	0.988	17,448.70	mg/L				0.61 %
Al 308.215	3,685,489.1	[100.00]	4,700.47	mg/L				0.13 %
Ca 315.887	14,508,654.1	[100.00]	69,642.51	mg/L				0.48 %
Fe 238.863	2,942,977.2	[100.00]	7,013.72	mg/L				0.24 %
Na 330.237	80,941.5	[100.00]	220.52	mg/L				0.27 %

Mean Data

ID: Calib Std 5 Seq. No.: 6 A/S Pos: 8

Sample Qty: g Prep. Vol.: Dilution: : Date: 2009/03/10 10:11:49

Analyte	Corr. Intensity	Conc (Calib)	Std. Dev.	Calib Units	Conc (Sample)	Std. Dev.	Sample Units	RSD
Y 371.029	2,668,046.6	0.996	23,874.16	mg/L				0.89 %
Y 324.227	1,593,184.6	0.999	14,191.97	mg/L				0.89 %
Sc 361.383	4,073,288.7	0.995	36,759.78	mg/L				0.90 %
Sc 357.253	2,912,386.8	1.00	22,544.18	mg/L				0.77 %

Mean Data

ID: Calib Std 6 Seq. No.: 7 A/S Pos: 1

Sample Qty: g Prep. Vol.: Dilution: : Date: 2009/03/10 10:15:41

Analyte	Corr. Intensity	Conc (Calib)	Std. Dev.	Calib Units	Conc (Sample)	Std. Dev.	Sample Units	RSD
Y 371.029	2,695,628.5	1.01	20,400.72	mg/L				0.76 %
Y 324.227	1,617,290.5	1.01	13,886.37	mg/L				0.86 %
Sc 361.383	4,132,723.7	1.01	43,821.00	mg/L				1.06 %
Sc 357.253	2,953,612.6	1.01	27,656.62	mg/L				0.94 %

Mean Data

ID: LCS 1 Seq. No.: 8 A/S Pos: 2

2009/03/10 10:28:18 All analyte(s) passed QC.

Sample Qty: g Prep. Vol.: Dilution: : Date: 2009/03/10 10:27:43

Analyte	Corr. Intensity	Conc (Calib)	Std. Dev.	Calib Units	Conc (Sample)	Std. Dev.	Sample Units	RSD
Y 371.029	2,665,764.2	0.995	0.0083	mg/L				0.83 %
Y 324.227	1,590,626.3	0.998	0.0058	mg/L				0.58 %
Sc 361.383	4,068,846.7	0.994	0.0081	mg/L				0.81 %
Sc 357.253	2,935,949.9	1.01	0.006	mg/L				0.56 %
Ag 328.068	22,847.4	0.097	0.0004	mg/L	0.097			0.42 %
2009/03/10 10:28:17 QC value within limits for Ag 328.068 Recovery = 97.21%								
Al 308.215	3,357.8	0.0911	0.00336	mg/L	0.0911			3.69 %
2009/03/10 10:28:17 QC value within limits for Al 308.215 Recovery = 91.11%								
Al 396.153	14,705.2	0.104	0.0008	mg/L	0.104			0.72 %
2009/03/10 10:28:17 QC value within limits for Al 396.153 Recovery = 104.39%								
As 188.979	70.0	0.104	0.0014	mg/L	0.104			1.33 %
2009/03/10 10:28:17 QC value within limits for As 188.979 Recovery = 103.55%								
Ba 493.408	620,678.8	0.103	0.0005	mg/L	0.103			0.53 %
2009/03/10 10:28:17 QC value within limits for Ba 493.408 Recovery = 102.59%								
Be 313.107	629,715.7	0.103	0.0004	mg/L	0.103			0.41 %
2009/03/10 10:28:17 QC value within limits for Be 313.107 Recovery = 102.62%								
Ca 317.933	2,314,927.1	9.62	0.030	mg/L	9.62			0.32 %
2009/03/10 10:28:17 QC value within limits for Ca 317.933 Recovery = 98.26%								
Ca 315.887	1,366,169.2	9.42	0.043	mg/L	9.42			0.46 %
2009/03/10 10:28:17 QC value within limits for Ca 315.887 Recovery = 96.18%								
Cd 214.440	10,226.7	0.102	0.0007	mg/L	0.102			0.68 %
2009/03/10 10:28:17 QC value within limits for Cd 214.440 Recovery = 101.52%								
Co 228.616	2,616.1	0.0994	0.00092	mg/L	0.0994			0.93 %
2009/03/10 10:28:17 QC value within limits for Co 228.616 Recovery = 99.43%								
Fe 238.204	10,008.9	0.102	0.0003	mg/L	0.102			0.31 %
2009/03/10 10:28:17 QC value within limits for Fe 238.204 Recovery = 101.71%								

Fe 238.863	3,241.7	0.110	0.0005	mg/L	0.110	0.49 %
Mg 279.077	64,278.1	3.05	0.023	mg/L	3.05	0.74 %
2009/03/10 10:28:17 QC value within limits for Mg 279.077 Recovery = 100.49%						
Mn 257.610	63,831.9	0.102	0.0009	mg/L	0.102	0.88 %
2009/03/10 10:28:17 QC value within limits for Mn 257.610 Recovery = 101.95%						
Mo 202.031	1,577.6	0.103	0.0015	mg/L	0.103	1.48 %
2009/03/10 10:28:17 QC value within limits for Mo 202.031 Recovery = 102.89%						
Na 330.237	4,270.2	7.77	0.103	mg/L	7.77	1.33 %
2009/03/10 10:28:17 QC value within limits for Na 330.237 Recovery = 96.20%						
Pb 220.353	1,028.0	0.101	0.0007	mg/L	0.101	0.67 %
2009/03/10 10:28:17 QC value within limits for Pb 220.353 Recovery = 100.63%						
Sb 206.836	165.1	0.0971	0.00617	mg/L	0.0971	6.35 %
2009/03/10 10:28:17 QC value within limits for Sb 206.836 Recovery = 97.12%						
Se 196.026	76.2	0.102	0.0051	mg/L	0.102	4.98 %
2009/03/10 10:28:17 QC value within limits for Se 196.026 Recovery = 101.52%						
Tl 190.801	86.5	0.101	0.0025	mg/L	0.101	2.44 %
2009/03/10 10:28:17 QC value within limits for Tl 190.801 Recovery = 100.53%						
V 292.402	33,469.8	0.102	0.0009	mg/L	0.102	0.90 %
2009/03/10 10:28:17 QC value within limits for V 292.402 Recovery = 102.33%						
Zn 213.857	6,788.9	0.111	0.0012	mg/L	0.111	1.04 %
2009/03/10 10:28:17 QC value within limits for Zn 213.857 Recovery = 111.37%						
Cr 267.716	22,582.9	0.103	0.0009	mg/L	0.103	0.89 %
2009/03/10 10:28:17 QC value within limits for Cr 267.716 Recovery = 102.66%						
Cu 324.752	44,343.2	0.0990	0.00163	mg/L	0.0990	1.65 %
2009/03/10 10:28:17 QC value within limits for Cu 324.752 Recovery = 99.02%						
Ni 227.022	1,479.2	0.0999	0.00162	mg/L	0.0999	1.62 %
2009/03/10 10:28:17 QC value within limits for Ni 227.022 Recovery = 99.89%						
K 766.490	805,024.7	2.55	0.003	mg/L	2.55	0.11 %
2009/03/10 10:28:17 QC value within limits for K 766.490 Recovery = 111.53%						
Na 589.592	3,320,515.2	8.71	0.084	mg/L	8.71	0.96 %
2009/03/10 10:28:17 QC value within limits for Na 589.592 Recovery = 107.74%						

Mean Data

ID: ICVS (1) Seq. No.: 10 A/S Pos: 3

2009/03/10 10:38:17 All analyte(s) passed QC.

Sample Qty: g Prep. Vol.: Dilution: : Date: 2009/03/10 10:37:50

Analyte	Corr. Intensity	Conc (Calib)	Std. Dev.	Calib Units	Conc (Sample)	Std. Dev.	Sample Units	RSD
Y 371.029	2,673,675.6	0.998	0.0049	mg/L				0.49 %
Y 324.227	1,602,355.4	1.00	0.004	mg/L				0.45 %
Sc 361.383	4,088,800.9	0.998	0.0028	mg/L				0.28 %
Sc 357.253	2,937,975.0	1.01	0.002	mg/L				0.24 %
Ag 328.068	23,331.5	0.099	0.0002	mg/L	0.099			0.24 %
2009/03/10 10:38:16 QC value within limits for Ag 328.068 Recovery = 99.27%								

Al 308.215	17,448.6	0.473	0.0042	mg/L	0.473	0.89 %
Al 396.153	70,780.0	0.502	0.0032	mg/L	0.502	0.64 %
2009/03/10 10:38:16 QC value within limits for Al 396.153 Recovery = 100.49%						
As 188.979	336.5	0.498	0.0010	mg/L	0.498	0.21 %
2009/03/10 10:38:16 QC value within limits for As 188.979 Recovery = 99.59%						
Ba 493.408	3,055,825.1	0.505	0.0009	mg/L	0.505	0.18 %
2009/03/10 10:38:16 QC value within limits for Ba 493.408 Recovery = 101.02%						
Be 313.107	3,069,833.2	0.500	0.0004	mg/L	0.500	0.09 %
2009/03/10 10:38:16 QC value within limits for Be 313.107 Recovery = 100.06%						
Ca 317.933	127,886.4	0.531	0.0058	mg/L	0.531	1.09 %
Ca 315.887	75,694.5	0.522	0.0046	mg/L	0.522	0.89 %
Cd 214.440	50,551.3	0.502	0.0038	mg/L	0.502	0.76 %
2009/03/10 10:38:16 QC value within limits for Cd 214.440 Recovery = 100.37%						
Co 228.616	13,223.0	0.503	0.0035	mg/L	0.503	0.70 %
2009/03/10 10:38:16 QC value within limits for Co 228.616 Recovery = 100.51%						
Fe 238.204	49,503.2	0.503	0.0030	mg/L	0.503	0.59 %
Fe 238.863	16,086.1	0.547	0.0038	mg/L	0.547	0.70 %
Mg 279.077	10,508.9	0.499	0.0042	mg/L	0.499	0.84 %
Mn 257.610	314,926.2	0.503	0.0036	mg/L	0.503	0.71 %
2009/03/10 10:38:16 QC value within limits for Mn 257.610 Recovery = 100.60%						
Mo 202.031	7,679.7	0.501	0.0031	mg/L	0.501	0.62 %
2009/03/10 10:38:16 QC value within limits for Mo 202.031 Recovery = 100.17%						
Na 330.237	-1,030.1	-1.97	0.066	mg/L	-1.97	3.34 %
Pb 220.353	5,126.7	0.502	0.0049	mg/L	0.502	0.97 %
2009/03/10 10:38:16 QC value within limits for Pb 220.353 Recovery = 100.37%						
Sb 206.836	868.5	0.511	0.0087	mg/L	0.511	1.69 %
2009/03/10 10:38:16 QC value within limits for Sb 206.836 Recovery = 102.20%						
Se 196.026	379.8	0.506	0.0011	mg/L	0.506	0.21 %
2009/03/10 10:38:16 QC value within limits for Se 196.026 Recovery = 101.16%						
Tl 190.801	431.6	0.501	0.0070	mg/L	0.501	1.39 %
2009/03/10 10:38:16 QC value within limits for Tl 190.801 Recovery = 100.28%						
V 292.402	164,262.2	0.502	0.0036	mg/L	0.502	0.72 %
2009/03/10 10:38:16 QC value within limits for V 292.402 Recovery = 100.44%						
Zn 213.857	30,554.0	0.501	0.0031	mg/L	0.501	0.62 %
2009/03/10 10:38:16 QC value within limits for Zn 213.857 Recovery = 100.25%						
Cr 267.716	110,310.0	0.501	0.0038	mg/L	0.501	0.75 %
2009/03/10 10:38:16 QC value within limits for Cr 267.716 Recovery = 100.29%						
Cu 324.752	225,960.6	0.5046	0.00178	mg/L	0.5046	0.35 %
2009/03/10 10:38:16 QC value within limits for Cu 324.752 Recovery = 100.92%						

Ni 227.022	7,355.7	0.497	0.0040	mg/L	0.497		0.80 %
2009/03/10 10:38:16 QC value within limits for Ni 227.022 Recovery = 99.35%							
K 766.490	3,090.1	0.0098	0.00017	mg/L	0.0098		1.69 %
Na 589.592	39,569.6	0.104	0.0010	mg/L	0.104		0.98 %

Mean Data

ID: ICVS (2) Seq. No.: 11 A/S Pos: 4

2009/03/10 10:43:24 All analyte(s) passed QC. Date: 2009/03/10 10:42:56

Sample Qty: g Prep. Vol.: Dilution: :

Analyte	Corr. Intensity	Conc (Calib)	Std. Dev.	Calib Units	Conc (Sample)	Std. Dev.	Sample Units	RSD
Y 371.029	2,667,494.3	0.996	0.0015	mg/L				0.15 %
Y 324.227	1,599,988.6	1.00	0.002	mg/L				0.16 %
Sc 361.383	4,087,700.5	0.998	0.0025	mg/L				0.25 %
Sc 357.253	2,937,980.5	1.01	0.003	mg/L				0.28 %
Ag 328.068	-7.4	0.000	0.0001	mg/L	0.000			359.61 %
Al 308.215	6.0	0.0002	0.00015	mg/L	0.0002			94.55 %
Al 396.153	1,008.2	0.0072	0.00046	mg/L	0.0072			6.39 %
As 188.979	3,316.0	4.91	0.011	mg/L	4.91			0.22 %
Ba 493.408	554.7	0.0001	0.00001	mg/L	0.0001			8.64 %
Be 313.107	416.8	0.0001	0.00002	mg/L	0.0001			32.93 %
Ca 317.933	1,195,298.7	4.97	0.012	mg/L	4.97			0.25 %
2009/03/10 10:43:22 QC value within limits for Ca 317.933 Recovery = 99.34%								
Ca 315.887	707,995.0	4.88	0.008	mg/L	4.88			0.16 %
Cd 214.440	484,239.1	4.81	0.010	mg/L	4.81			0.21 %
Co 228.616	16.4	0.0006	0.00018	mg/L	0.0006			29.56 %
Fe 238.204	477,008.3	4.85	0.008	mg/L	4.85			0.17 %
2009/03/10 10:43:22 QC value within limits for Fe 238.204 Recovery = 96.94%								
Fe 238.863	150,754.0	5.12	0.022	mg/L	5.12			0.44 %
Mg 279.077	104,287.9	4.96	0.025	mg/L	4.96			0.50 %
2009/03/10 10:43:22 QC value within limits for Mg 279.077 Recovery = 99.13%								
Mn 257.610	173.2	0.0003	0.00004	mg/L	0.0003			15.02 %

Mo 202.031	12.1	0.0008	0.00029	mg/L	0.0008	36.43 %
Na 330.237	-8,900.5	-18.8	0.10	mg/L	-18.8	0.52 %
Pb 220.353	49,631.2	4.86	0.019	mg/L	4.86	0.39 %
Sb 206.836	13.2	0.0077	0.00098	mg/L	0.0077	12.59 %
Se 196.026	3,706.6	4.94	0.010	mg/L	4.94	0.20 %
Tl 190.801	4,226.1	4.91	0.013	mg/L	4.91	0.27 %
V 292.402	-257.9	-0.0008	0.00009	mg/L	-0.0008	10.80 %
Zn 213.857	291,050.7	4.77	0.014	mg/L	4.77	0.29 %
Cr 267.716	65.2	0.0003	0.00015	mg/L	0.0003	49.97 %
Cu 324.752	2,223,868.2	4.966	0.0093	mg/L	4.966	0.19 %
Ni 227.022	34.7	0.0023	0.00017	mg/L	0.0023	7.10 %
K 766.490	2,300.9	0.0073	0.00010	mg/L	0.0073	1.31 %
Na 589.592	8,542.6	0.0224	0.00027	mg/L	0.0224	1.22 %

Mean Data **Seq. No.:** 12 **A/S Pos:** 5

ID: ICVS (3) **Date:** 2009/03/10 10:47:56

2009/03/10 10:48:23 All analyte(s) passed QC.

Sample Qty: g **Prep. Vol.:** **Dilution:** :								
Analyte	**Corr. Intensity**	**Conc (Calib)**	**Std. Dev.**	**Calib Units**	**Conc (Sample)**	**Std. Dev.**	**Sample Units**	**RSD**
Y 371.029	2,675,370.9	0.998	0.0198	mg/L				1.99 %
Y 324.227	1,605,599.5	1.01	0.020	mg/L				1.99 %
Sc 361.383	4,103,945.3	1.00	0.020	mg/L				2.03 %
Sc 357.253	2,952,605.9	1.01	0.020	mg/L				1.93 %
Ag 328.068	-16.5	0.000	0.0002	mg/L	0.000			224.67 %
Al 308.215	-179.1	-0.0049	0.00490	mg/L	-0.0049			100.90 %
Al 396.153	461.8	0.0033	0.00014	mg/L	0.0033			4.15 %
As 188.979	-0.1	-0.0001	0.00365	mg/L	-0.0001			3,557.8 %

Ba 493.408	269.5	0.0000	0.00001	mg/L	0.0000	21.42 %
Be 313.107	-249.1	0.0000	0.00003	mg/L	0.0000	83.76 %
Ca 317.933	3,278.2	0.0136	0.00217	mg/L	0.0136	15.90 %
Ca 315.887	1,434.6	0.0099	0.00064	mg/L	0.0099	6.50 %
Cd 214.440	41.6	0.0004	0.00008	mg/L	0.0004	18.39 %
Co 228.616	9.8	0.0004	0.00014	mg/L	0.0004	37.66 %
Fe 238.204	348.8	0.0035	0.00025	mg/L	0.0035	7.04 %
Fe 238.863	113.5	0.0039	0.00013	mg/L	0.0039	3.33 %
Mg 279.077	-16.1	-0.0008	0.00050	mg/L	-0.0008	65.46 %
Mn 257.610	26.1	0.0000	0.00004	mg/L	0.0000	100.33 %
Mo 202.031	6.9	0.0005	0.00013	mg/L	0.0005	29.42 %
Na 330.237	2,631.7	4.86	0.121	mg/L	4.86	2.48 %
Pb 220.353	15.5	0.0015	0.00030	mg/L	0.0015	19.99 %
Sb 206.836	5.9	0.0035	0.00363	mg/L	0.0035	103.70 %
Se 196.026	-3.0	-0.0039	0.00338	mg/L	-0.0039	85.96 %
Tl 190.801	1.6	0.0018	0.00260	mg/L	0.0018	142.29 %
V 292.402	-51.1	-0.0002	0.00004	mg/L	-0.0002	22.76 %
Zn 213.857	630.1	0.0103	0.00136	mg/L	0.0103	13.15 %
Cr 267.716	16.1	0.0001	0.00018	mg/L	0.0001	252.18 %
Cu 324.752	9,084.7	0.0203	0.00275	mg/L	0.0203	13.53 %
Ni 227.022	11.2	0.0008	0.00055	mg/L	0.0008	72.78 %
K 766.490	1,571,382.4	4.99	0.086	mg/L	4.99	1.73 %
2009/03/10 10:48:21 QC value within limits for K 766.490 Recovery = 99.70%						
Na 589.592	1,913,267.8	5.02	0.100	mg/L	5.02	1.99 %
2009/03/10 10:48:21 QC value within limits for Na 589.592 Recovery = 100.32%						

Mean Data

ID: CCB | Seq. No.: 16 | A/S Pos: 7

Sample Qty: g | Prep. Vol.: | Dilution: | : | Date: 2009/03/10 11:07:32

Analyte	Corr. Intensity	Conc (Calib)	Std. Dev.	Calib Units	Conc (Sample)	Std. Dev.	Sample Units	RSD
Y 371.029	2,652,198.0	0.990	0.0013	mg/L			mg/L	0.13 %
Y 324.227	1,599,070.5	1.00	0.001	mg/L			mg/L	0.12 %
Sc 361.383	4,039,274.7	0.986	0.0030	mg/L			mg/L	0.30 %
Sc 357.253	2,931,136.4	1.01	0.003	mg/L			mg/L	0.26 %
Ag 328.068	-22.8	0.000	0.0000	mg/L	0.000	0.0000	mg/L	39.90 %
Al 308.215	-435.6	-0.0118	0.00165	mg/L	-0.0118	0.00165	mg/L	13.96 %
Al 396.153	27.4	0.0002	0.00015	mg/L	0.0002	0.00015	mg/L	78.77 %
As 188.979	0.8	0.0011	0.00198	mg/L	0.0011	0.00198	mg/L	174.83 %
Ba 493.408	-173.4	0.0000	0.00000	mg/L	0.0000	0.00000	mg/L	17.34 %
Be 313.107	-657.4	-0.0001	0.00002	mg/L	-0.0001	0.00002	mg/L	20.63 %
Ca 317.933	479.0	0.0020	0.00035	mg/L	0.0020	0.00035	mg/L	17.46 %
Ca 315.887	-52.6	-0.0004	0.00027	mg/L	-0.0004	0.00027	mg/L	74.43 %
Cd 214.440	-4.8	0.0000	0.00006	mg/L	0.0000	0.00006	mg/L	129.13 %
Co 228.616	7.7	0.0003	0.00014	mg/L	0.0003	0.00014	mg/L	49.32 %
Fe 238.204	-14.7	-0.0001	0.00001	mg/L	-0.0001	0.00001	mg/L	9.24 %
Fe 238.863	-13.4	-0.0005	0.00011	mg/L	-0.0005	0.00011	mg/L	24.53 %
Mg 279.077	-8.1	-0.0004	0.00046	mg/L	-0.0004	0.00046	mg/L	119.47 %
Mn 257.610	1.2	0.0000	0.00000	mg/L	0.0000	0.00000	mg/L	167.79 %
Mo 202.031	8.0	0.0005	0.00030	mg/L	0.0005	0.00030	mg/L	58.40 %
Na 330.237	-19.1	-0.0362	0.07487	mg/L	-0.0362	0.07487	mg/L	206.80 %
Pb 220.353	-1.1	-0.0001	0.00044	mg/L	-0.0001	0.00044	mg/L	422.19 %

Sb 206.836	5.8	0.0034	0.00224	mg/L	0.0034	0.00224	mg/L	65.75 %
Se 196.026	-4.8	-0.0063	0.00422	mg/L	-0.0063	0.00422	mg/L	66.53 %
Tl 190.801	-3.0	-0.0035	0.00013	mg/L	-0.0035	0.00013	mg/L	3.84 %
V 292.402	-24.3	-0.0001	0.00009	mg/L	-0.0001	0.00009	mg/L	123.06 %
Zn 213.857	72.6	0.0012	0.00005	mg/L	0.0012	0.00005	mg/L	4.12 %
Cr 267.716	8.6	0.0000	0.00020	mg/L	0.0000	0.00020	mg/L	501.25 %
Cu 324.752	1,453.6	0.0032	0.00001	mg/L	0.0032	0.00001	mg/L	0.39 %
Ni 227.022	13.8	0.0009	0.00025	mg/L	0.0009	0.00025	mg/L	26.85 %
K 766.490	233.3	0.0007	0.00027	mg/L	0.0007	0.00027	mg/L	36.47 %
Na 589.592	-55.9	-0.0001	0.00014	mg/L	-0.0001	0.00014	mg/L	97.93 %

Mean Data

ID: 0.005 Irl | Seq. No.: 18 | A/S Pos: 10 | Date: 2009/03/10 11:17:19

Sample Qty: g Analyte	Corr. Intensity	Prep. Vol.: Conc (Calib)	Dilution: Std. Dev.	Calib Units	: Conc (Sample)	Std. Dev.	Sample Units	RSD
Y 371.029	2,706,339.3	1.01	0.004	mg/L			mg/L	0.37 %
Y 324.227	1,629,245.6	1.02	0.003	mg/L			mg/L	0.32 %
Sc 361.383	4,128,295.3	1.01	0.005	mg/L			mg/L	0.47 %
Sc 357.253	2,989,642.0	1.03	0.005	mg/L			mg/L	0.45 %
Ag 328.068	170.7	0.001	0.0001	mg/L	0.001	0.0001	mg/L	15.91 %
Al 308.215	-330.7	-0.0090	0.00068	mg/L	-0.0090	0.00068	mg/L	7.59 %
Al 396.153	1,137.1	0.0081	0.00037	mg/L	0.0081	0.00037	mg/L	4.55 %
As 188.979	3.3	0.0048	0.00518	mg/L	0.0048	0.00518	mg/L	107.24 %
Ba 493.408	29,835.9	0.0049	0.00004	mg/L	0.0049	0.00004	mg/L	0.74 %
Be 313.107	28,962.1	0.0047	0.00002	mg/L	0.0047	0.00002	mg/L	0.38 %
Ca 317.933	2,449.7	0.0102	0.00049	mg/L	0.0102	0.00049	mg/L	4.80 %

Ca 315.887	1,188.4	0.0082	0.00042	mg/L	0.0082	0.00042	mg/L	5.12 %
Cd 214.440	445.2	0.0044	0.00006	mg/L	0.0044	0.00006	mg/L	1.40 %
Co 228.616	132.7	0.0050	0.00009	mg/L	0.0050	0.00009	mg/L	1.72 %
Fe 238.204	405.5	0.0041	0.00005	mg/L	0.0041	0.00005	mg/L	1.30 %
Fe 238.863	122.2	0.0042	0.00005	mg/L	0.0042	0.00005	mg/L	1.26 %
Mg 279.077	70.2	0.0033	0.00084	mg/L	0.0033	0.00084	mg/L	25.16 %
Mn 257.610	3,094.3	0.0049	0.00003	mg/L	0.0049	0.00003	mg/L	0.70 %
Mo 202.031	73.8	0.0048	0.00015	mg/L	0.0048	0.00015	mg/L	3.01 %
Na 330.237	-76.5	-0.145	0.0833	mg/L	-0.145	0.0833	mg/L	57.36 %
Pb 220.353	45.6	0.0045	0.00023	mg/L	0.0045	0.00023	mg/L	5.15 %
Sb 206.836	10.0	0.0059	0.00309	mg/L	0.0059	0.00309	mg/L	52.58 %
Se 196.026	1.6	0.0021	0.00101	mg/L	0.0021	0.00101	mg/L	48.80 %
Tl 190.801	2.4	0.0028	0.00051	mg/L	0.0028	0.00051	mg/L	17.96 %
V 292.402	1,551.2	0.0047	0.00004	mg/L	0.0047	0.00004	mg/L	0.80 %
Zn 213.857	317.5	0.0052	0.00009	mg/L	0.0052	0.00009	mg/L	1.79 %
Cr 267.716	1,070.0	0.0049	0.00005	mg/L	0.0049	0.00005	mg/L	1.07 %
Cu 324.752	2,976.1	0.0066	0.00009	mg/L	0.0066	0.00009	mg/L	1.32 %
Ni 227.022	74.5	0.0050	0.00036	mg/L	0.0050	0.00036	mg/L	7.10 %
K 766.490	1,921.9	0.0061	0.00012	mg/L	0.0061	0.00012	mg/L	2.03 %
Na 589.592	4,375.6	0.0115	0.00027	mg/L	0.0115	0.00027	mg/L	2.32 %

Mean Data

ID: 0.010 lrl | Seq. No.: 19 | A/S Pos: 11 | Date: 2009/03/10 11:22:14

Sample Qty: g	Prep. Vol.:	Dilution:	:				
Analyte	Corr. Intensity	Conc (Calib)	Std. Dev.	Calib Units	Conc (Sample)	Std. Dev.	Sample Units	RSD
Y 371.029	2,704,389.7	1.01	0.003	mg/L			mg/L	0.31 %

Y 324.227	1,628,857.8	1.02	0.003	mg/L			mg/L	0.27 %
Sc 361.383	4,126,708.3	1.01	0.003	mg/L			mg/L	0.35 %
Sc 357.253	2,990,381.1	1.03	0.003	mg/L			mg/L	0.29 %
Ag 328.068	417.0	0.002	0.0001	mg/L	0.002	0.0001	mg/L	4.33 %
Al 308.215	-106.2	-0.0029	0.00109	mg/L	-0.0029	0.00109	mg/L	37.77 %
Al 396.153	1,719.5	0.0122	0.00021	mg/L	0.0122	0.00021	mg/L	1.72 %
As 188.979	5.7	0.0084	0.00721	mg/L	0.0084	0.00721	mg/L	85.91 %
Ba 493.408	59,942.3	0.0099	0.00012	mg/L	0.0099	0.00012	mg/L	1.23 %
Be 313.107	58,348.3	0.0095	0.00008	mg/L	0.0095	0.00008	mg/L	0.85 %
Ca 317.933	4,045.1	0.0168	0.00180	mg/L	0.0168	0.00180	mg/L	10.68 %
Ca 315.887	2,105.7	0.0145	0.00033	mg/L	0.0145	0.00033	mg/L	2.27 %
Cd 214.440	920.7	0.0091	0.00003	mg/L	0.0091	0.00003	mg/L	0.33 %
Co 228.616	259.3	0.0099	0.00024	mg/L	0.0099	0.00024	mg/L	2.47 %
Fe 238.204	950.4	0.0097	0.00009	mg/L	0.0097	0.00009	mg/L	0.97 %
Fe 238.863	289.0	0.0098	0.00044	mg/L	0.0098	0.00044	mg/L	4.44 %
Mg 279.077	184.7	0.0088	0.00008	mg/L	0.0088	0.00008	mg/L	0.88 %
Mn 257.610	6,038.3	0.0096	0.00010	mg/L	0.0096	0.00010	mg/L	1.04 %
Mo 202.031	149.5	0.0098	0.00017	mg/L	0.0098	0.00017	mg/L	1.76 %
Na 330.237	-64.6	-0.123	0.0561	mg/L	-0.123	0.0561	mg/L	45.76 %
Pb 220.353	93.1	0.0091	0.00025	mg/L	0.0091	0.00025	mg/L	2.72 %
Sb 206.836	15.9	0.0093	0.00402	mg/L	0.0093	0.00402	mg/L	43.04 %
Se 196.026	4.6	0.0062	0.00298	mg/L	0.0062	0.00298	mg/L	48.23 %
Tl 190.801	6.4	0.0074	0.00134	mg/L	0.0074	0.00134	mg/L	18.11 %

V 292.402	3,152.7	0.0096	0.00011	mg/L	0.0096	0.00011	mg/L	1.16 %
Zn 213.857	609.0	0.0100	0.00002	mg/L	0.0100	0.00002	mg/L	0.19 %
Cr 267.716	2,164.5	0.0098	0.00011	mg/L	0.0098	0.00011	mg/L	1.07 %
Cu 324.752	4,945.5	0.0110	0.00026	mg/L	0.0110	0.00026	mg/L	2.33 %
Ni 227.022	139.6	0.0094	0.00023	mg/L	0.0094	0.00023	mg/L	2.39 %
K 766.490	1,955.3	0.0062	0.00010	mg/L	0.0062	0.00010	mg/L	1.64 %
Na 589.592	4,780.8	0.0125	0.00026	mg/L	0.0125	0.00026	mg/L	2.09 %

Mean Data
ID: 1.00 Irl

Seq. No.: 20

A/S Pos: 12

Date: 2009/03/10 11:27:12

Sample Qty: / Analyte	g / Corr. Intensity	Prep. Vol.: / Conc (Calib)	Dilution: / Std. Dev.	Calib Units	: / Conc (Sample)	Std. Dev.	Sample Units	RSD
Y 371.029	2,717,151.7	1.01	0.007	mg/L			mg/L	0.68 %
Y 324.227	1,635,031.9	1.03	0.006	mg/L			mg/L	0.62 %
Sc 361.383	4,151,976.5	1.01	0.008	mg/L			mg/L	0.82 %
Sc 357.253	3,005,443.8	1.03	0.008	mg/L			mg/L	0.73 %
Ag 328.068	11.5	0.000	0.0001	mg/L	0.000	0.0001	mg/L	122.08 %
Al 308.215	-542.8	-0.0147	0.00199	mg/L	-0.0147	0.00199	mg/L	13.52 %
Al 396.153	57.3	0.0004	0.00008	mg/L	0.0004	0.00008	mg/L	18.85 %
As 188.979	-0.1	-0.0002	0.00298	mg/L	-0.0002	0.00298	mg/L	1,863.3 %
Ba 493.408	-134.4	0.0000	0.00001	mg/L	0.0000	0.00001	mg/L	23.67 %
Be 313.107	-476.7	-0.0001	0.00002	mg/L	-0.0001	0.00002	mg/L	23.75 %
Ca 317.933	10,841.1	0.0451	0.00146	mg/L	0.0451	0.00146	mg/L	3.25 %
Ca 315.887	6,344.1	0.0437	0.00044	mg/L	0.0437	0.00044	mg/L	1.00 %
Cd 214.440	-18.4	-0.0002	0.00010	mg/L	-0.0002	0.00010	mg/L	53.03 %
Co 228.616	11.0	0.0004	0.00034	mg/L	0.0004	0.00034	mg/L	82.11 %

Fe 238.204	-20.4	-0.0002	0.00004	mg/L	-0.0002	0.00004	mg/L	18.04 %
Fe 238.863	-11.3	-0.0004	0.00075	mg/L	-0.0004	0.00075	mg/L	194.73 %
Mg 279.077	-29.4	-0.0014	0.00052	mg/L	-0.0014	0.00052	mg/L	36.99 %
Mn 257.610	-18.9	0.0000	0.00003	mg/L	0.0000	0.00003	mg/L	104.14 %
Mo 202.031	2.1	0.0001	0.00028	mg/L	0.0001	0.00028	mg/L	204.48 %
Na 330.237	444.6	0.839	0.0189	mg/L	0.839	0.0189	mg/L	2.26 %
Pb 220.353	-1.6	-0.0002	0.00046	mg/L	-0.0002	0.00046	mg/L	293.25 %
Sb 206.836	3.3	0.0019	0.00228	mg/L	0.0019	0.00228	mg/L	118.97 %
Se 196.026	-5.4	-0.0072	0.00525	mg/L	-0.0072	0.00525	mg/L	73.39 %
Tl 190.801	-0.5	-0.0006	0.00153	mg/L	-0.0006	0.00153	mg/L	249.18 %
V 292.402	-18.3	-0.0001	0.00007	mg/L	-0.0001	0.00007	mg/L	116.77 %
Zn 213.857	35.6	0.0006	0.00007	mg/L	0.0006	0.00007	mg/L	11.51 %
Cr 267.716	6.1	0.0000	0.00012	mg/L	0.0000	0.00012	mg/L	439.70 %
Cu 324.752	813.3	0.0018	0.00019	mg/L	0.0018	0.00019	mg/L	10.61 %
Ni 227.022	4.7	0.0003	0.00035	mg/L	0.0003	0.00035	mg/L	111.36 %
K 766.490	268,566.1	0.852	0.0072	mg/L	0.852	0.0072	mg/L	0.85 %
Na 589.592	330,512.1	0.867	0.0066	mg/L	0.867	0.0066	mg/L	0.76 %

Mean Data

ID: WM 0831.01 x5 Seq. No.: 41 A/S Pos: 34

Date: 2009/03/10 13:12:08

Sample Qty: g	Prep. Vol.:	Dilution:	:				
Analyte	Corr. Intensity	Conc (Calib)	Std. Dev.	Calib Units	Conc (Sample)	Std. Dev.	Sample Units	RSD
Y 371.029	2,744,374.6	1.02	0.008	mg/L			mg/L	0.78 %
Y 324.227	1,661,660.0	1.04	0.009	mg/L			mg/L	0.86 %
Sc 361.383	4,195,171.8	1.02	0.009	mg/L			mg/L	0.85 %
Sc 357.253	3,063,874.3	1.05	0.009	mg/L			mg/L	0.89 %

Ag 328.068	714.2	0.003	0.0001	mg/L	0.003	0.0001	mg/L	3.52 %
Al 308.215	112.9	0.0031	0.00377	mg/L	0.0031	0.00377	mg/L	123.21 %
Al 396.153	3,681.2	0.0261	0.00058	mg/L	0.0261	0.00058	mg/L	2.21 %
As 188.979	-0.4	-0.0006	0.00313	mg/L	-0.0006	0.00313	mg/L	510.27 %
Ba 493.408	32,952.3	0.0054	0.00069	mg/L	0.0054	0.00069	mg/L	12.71 %
Be 313.107	-701.3	-0.0001	0.00002	mg/L	-0.0001	0.00002	mg/L	16.37 %
Ca 317.933	242,454.4	1.01	0.008	mg/L	1.01	0.008	mg/L	0.83 %
Ca 315.887	143,904.3	0.992	0.0079	mg/L	0.992	0.0079	mg/L	0.80 %
Cd 214.440	64.6	0.0006	0.00012	mg/L	0.0006	0.00012	mg/L	17.93 %
Co 228.616	23.4	0.0009	0.00020	mg/L	0.0009	0.00020	mg/L	22.48 %
Fe 238.204	70,146.9	0.713	0.0064	mg/L	0.713	0.0064	mg/L	0.90 %
Fe 238.863	22,084.3	0.750	0.0065	mg/L	0.750	0.0065	mg/L	0.87 %
Mg 279.077	4,034.9	0.192	0.0021	mg/L	0.192	0.0021	mg/L	1.07 %
Mn 257.610	6,555.5	0.0105	0.00019	mg/L	0.0105	0.00019	mg/L	1.83 %
Mo 202.031	4.6	0.0003	0.00017	mg/L	0.0003	0.00017	mg/L	54.68 %
Na 330.237	1,933.2	3.60	0.115	mg/L	3.60	0.115	mg/L	3.19 %
Pb 220.353	794.3	0.0778	0.00097	mg/L	0.0778	0.00097	mg/L	1.24 %
Sb 206.836	16.1	0.0094	0.00193	mg/L	0.0094	0.00193	mg/L	20.38 %
Se 196.026	-1.7	-0.0022	0.00586	mg/L	-0.0022	0.00586	mg/L	260.70 %
Tl 190.801	1.1	0.0013	0.00279	mg/L	0.0013	0.00279	mg/L	221.63 %
V 292.402	121.8	0.0004	0.00012	mg/L	0.0004	0.00012	mg/L	30.93 %
Zn 213.857	3,507.7	0.0575	0.00045	mg/L	0.0575	0.00045	mg/L	0.78 %
Cr 267.716	1,373.6	0.0062	0.00010	mg/L	0.0062	0.00010	mg/L	1.57 %

Cu 324.752	12,649.3	0.0282	0.00017	mg/L	0.0282	0.00017	mg/L	0.62 %
Ni 227.022	60.8	0.0041	0.00028	mg/L	0.0041	0.00028	mg/L	6.94 %
K 766.490	209,245.6	0.664	0.0095	mg/L	0.664	0.0095	mg/L	1.43 %
Na 589.592	1,485,207.2	3.89	0.044	mg/L	3.89	0.044	mg/L	1.14 %

Mean Data

ID: WMD 0831.01 x5 Seq. No.: 42 A/S Pos: 35

Date: 2009/03/10 13:17:05

Sample Qty:	g	Prep. Vol.:	Dilution:	:				
Analyte	Corr. Intensity	Conc (Calib)	Std. Dev.	Calib Units	Conc (Sample)	Std. Dev.	Sample Units	RSD
Y 371.029	2,716,876.8	1.01	0.008	mg/L			mg/L	0.75 %
Y 324.227	1,644,625.5	1.03	0.008	mg/L			mg/L	0.76 %
Sc 361.383	4,148,928.2	1.01	0.009	mg/L			mg/L	0.88 %
Sc 357.253	3,029,435.0	1.04	0.009	mg/L			mg/L	0.85 %
Ag 328.068	529.5	0.002	0.0001	mg/L	0.002	0.0001	mg/L	2.73 %
Al 308.215	159.8	0.0043	0.00314	mg/L	0.0043	0.00314	mg/L	72.36 %
Al 396.153	3,383.5	0.0240	0.00055	mg/L	0.0240	0.00055	mg/L	2.27 %
As 188.979	0.6	0.0009	0.00148	mg/L	0.0009	0.00148	mg/L	172.51 %
Ba 493.408	27,529.3	0.0046	0.00006	mg/L	0.0046	0.00006	mg/L	1.28 %
Be 313.107	-902.5	-0.0001	0.00003	mg/L	-0.0001	0.00003	mg/L	19.54 %
Ca 317.933	242,854.5	1.01	0.008	mg/L	1.01	0.008	mg/L	0.75 %
Ca 315.887	144,022.7	0.993	0.0072	mg/L	0.993	0.0072	mg/L	0.73 %
Cd 214.440	37.6	0.0004	0.00005	mg/L	0.0004	0.00005	mg/L	12.83 %
Co 228.616	16.6	0.0006	0.00002	mg/L	0.0006	0.00002	mg/L	3.08 %
Fe 238.204	68,062.7	0.692	0.0056	mg/L	0.692	0.0056	mg/L	0.81 %
Fe 238.863	21,473.2	0.730	0.0052	mg/L	0.730	0.0052	mg/L	0.71 %
Mg 279.077	3,983.6	0.189	0.0011	mg/L	0.189	0.0011	mg/L	0.58 %

Mn 257.610	6,321.8	0.0101	0.00005	mg/L	0.0101	0.00005	mg/L	0.46 %
Mo 202.031	4.0	0.0003	0.00026	mg/L	0.0003	0.00026	mg/L	102.20 %
Na 330.237	1,940.3	3.61	0.062	mg/L	3.61	0.062	mg/L	1.71 %
Pb 220.353	790.9	0.0774	0.00079	mg/L	0.0774	0.00079	mg/L	1.03 %
Sb 206.836	18.1	0.0107	0.00081	mg/L	0.0107	0.00081	mg/L	7.58 %
Se 196.026	-5.0	-0.0067	0.00580	mg/L	-0.0067	0.00580	mg/L	86.80 %
Tl 190.801	3.0	0.0035	0.00112	mg/L	0.0035	0.00112	mg/L	32.27 %
V 292.402	24.5	0.0001	0.00009	mg/L	0.0001	0.00009	mg/L	116.50 %
Zn 213.857	3,332.4	0.0547	0.00039	mg/L	0.0547	0.00039	mg/L	0.71 %
Cr 267.716	1,348.2	0.0061	0.00023	mg/L	0.0061	0.00023	mg/L	3.71 %
Cu 324.752	11,031.7	0.0246	0.00042	mg/L	0.0246	0.00042	mg/L	1.71 %
Ni 227.022	65.1	0.0044	0.00058	mg/L	0.0044	0.00058	mg/L	13.14 %
K 766.490	210,008.4	0.666	0.0105	mg/L	0.666	0.0105	mg/L	1.58 %
Na 589.592	1,496,213.8	3.92	0.070	mg/L	3.92	0.070	mg/L	1.80 %

Mean Data

ID: WMS 0831.01 x5 Seq. No.: 43 A/S Pos: 36

Date: 2009/03/10 13:22:45

Sample Qty:	g	Prep. Vol.:	Dilution:	:				
Analyte	Corr. Intensity	Conc (Calib)	Std. Dev.	Calib Units	Conc (Sample)	Std. Dev.	Sample Units	RSD
Y 371.029	2,704,117.6	1.01	0.002	mg/L			mg/L	0.20 %
Y 324.227	1,629,725.3	1.02	0.005	mg/L			mg/L	0.48 %
Sc 361.383	4,147,781.7	1.01	0.004	mg/L			mg/L	0.42 %
Sc 357.253	3,042,019.4	1.05	0.005	mg/L			mg/L	0.44 %
Ag 328.068	17,828.2	0.076	0.0003	mg/L	0.076	0.0003	mg/L	0.39 %
Al 308.215	772,763.7	21.0	0.09	mg/L	21.0	0.09	mg/L	0.41 %
Al 396.153	3,178,745.1	22.6	0.04	mg/L	22.6	0.04	mg/L	0.17 %

As 188.979	280.4	0.415	0.0010	mg/L	0.415	0.0010	mg/L	0.24 %
Ba 493.408	2,561,098.4	0.423	0.0012	mg/L	0.423	0.0012	mg/L	0.28 %
Be 313.107	2,572,106.2	0.419	0.0010	mg/L	0.419	0.0010	mg/L	0.24 %
Ca 317.933	5,585,674.6	23.2	0.06	mg/L	23.2	0.06	mg/L	0.24 %
Ca 315.887	3,393,978.8	23.4	0.19	mg/L	23.4	0.19	mg/L	0.81 %
Cd 214.440	40,427.5	0.401	0.0023	mg/L	0.401	0.0023	mg/L	0.58 %
Co 228.616	10,712.0	0.407	0.0003	mg/L	0.407	0.0003	mg/L	0.07 %
Fe 238.204	2,145,222.3	21.8	0.15	mg/L	21.8	0.15	mg/L	0.68 %
Fe 238.863	691,326.4	23.5	0.16	mg/L	23.5	0.16	mg/L	0.67 %
Mg 279.077	460,094.5	21.9	0.16	mg/L	21.9	0.16	mg/L	0.75 %
Mn 257.610	262,328.6	0.419	0.0026	mg/L	0.419	0.0026	mg/L	0.62 %
Mo 202.031	3,128.7	0.204	0.0006	mg/L	0.204	0.0006	mg/L	0.28 %
Na 330.237	4,098.7	7.47	0.145	mg/L	7.47	0.145	mg/L	1.94 %
Pb 220.353	4,802.9	0.470	0.0006	mg/L	0.470	0.0006	mg/L	0.13 %
Sb 206.836	418.9	0.246	0.0030	mg/L	0.246	0.0030	mg/L	1.24 %
Se 196.026	318.4	0.424	0.0027	mg/L	0.424	0.0027	mg/L	0.64 %
Tl 190.801	335.4	0.390	0.0034	mg/L	0.390	0.0034	mg/L	0.88 %
V 292.402	133,964.5	0.410	0.0026	mg/L	0.410	0.0026	mg/L	0.63 %
Zn 213.857	28,503.7	0.468	0.0030	mg/L	0.468	0.0030	mg/L	0.64 %
Cr 267.716	90,403.4	0.411	0.0024	mg/L	0.411	0.0024	mg/L	0.59 %
Cu 324.752	204,993.9	0.4578	0.00429	mg/L	0.4578	0.00429	mg/L	0.94 %
Ni 227.022	5,883.2	0.397	0.0014	mg/L	0.397	0.0014	mg/L	0.36 %
K 766.490	1,969,522.2	6.25	0.048	mg/L	6.25	0.048	mg/L	0.78 %

Na 589.592	4,104,246.0	10.8	0.03	mg/L	10.8	0.03	mg/L	0.23 %

Mean Data

ID: ICVS (3) Seq. No.: 51 A/S Pos: 5

2009/03/10 14:03:28 All analyte(s) passed QC. Date: 2009/03/10 14:03:01

Sample Qty: g Prep. Vol.: Dilution: :

Analyte	Corr. Intensity	Conc (Calib)	Std. Dev.	Calib Units	Conc (Sample)	Std. Dev.	Sample Units	RSD
Y 371.029	2,721,982.4	1.02	0.013	mg/L				1.26 %
Y 324.227	1,652,173.6	1.04	0.013	mg/L				1.26 %
Sc 361.383	4,172,696.8	1.02	0.016	mg/L				1.53 %
Sc 357.253	3,055,457.4	1.05	0.015	mg/L				1.47 %
Ag 328.068	-56.4	0.000	0.0001	mg/L	0.000			24.16 %
Al 308.215	-790.7	-0.0215	0.00372	mg/L	-0.0215			17.36 %
Al 396.153	431.0	0.0031	0.00017	mg/L	0.0031			5.60 %
As 188.979	1.1	0.0017	0.00116	mg/L	0.0017			69.05 %
Ba 493.408	230.6	0.0000	0.00000	mg/L	0.0000			6.47 %
Be 313.107	-748.2	-0.0001	0.00004	mg/L	-0.0001			30.22 %
Ca 317.933	2,898.8	0.0120	0.00181	mg/L	0.0120			15.04 %
Ca 315.887	1,453.0	0.0100	0.00054	mg/L	0.0100			5.44 %
Cd 214.440	-12.8	-0.0001	0.00004	mg/L	-0.0001			31.39 %
Co 228.616	12.2	0.0005	0.00019	mg/L	0.0005			40.80 %
Fe 238.204	326.6	0.0033	0.00015	mg/L	0.0033			4.63 %
Fe 238.863	101.1	0.0034	0.00010	mg/L	0.0034			2.93 %
Mg 279.077	-61.8	-0.0029	0.00087	mg/L	-0.0029			29.49 %
Mn 257.610	2.7	0.0000	0.00003	mg/L	0.0000			748.38 %
Mo 202.031	-0.8	-0.0001	0.00027	mg/L	-0.0001			516.94 %
Na 330.237	2,613.8	4.83	0.173	mg/L	4.83			3.59 %

Pb 220.353	-8.6	-0.0008	0.00077	mg/L	-0.0008	90.90 %
Sb 206.836	0.6	0.0004	0.00167	mg/L	0.0004	456.39 %
Se 196.026	-1.0	-0.0014	0.00230	mg/L	-0.0014	166.74 %
Tl 190.801	1.2	0.0014	0.00367	mg/L	0.0014	267.01 %
V 292.402	-44.7	-0.0001	0.00003	mg/L	-0.0001	19.35 %
Zn 213.857	28.5	0.0005	0.00011	mg/L	0.0005	23.05 %
Cr 267.716	-23.6	-0.0001	0.00017	mg/L	-0.0001	161.90 %
Cu 324.752	653.5	0.0015	0.00023	mg/L	0.0015	15.76 %
Ni 227.022	7.1	0.0005	0.00030	mg/L	0.0005	62.47 %
K 766.490	1,582,026.0	5.02	0.063	mg/L	5.02	1.26 %
2009/03/10 14:03:27 QC value within limits for K 766.490 Recovery = 100.38%						
Na 589.592	1,943,929.9	5.10	0.064	mg/L	5.10	1.26 %
2009/03/10 14:03:27 QC value within limits for Na 589.592 Recovery = 101.93%						

Mean Data

ID: CCVS **Seq. No.:** 52 **A/S Pos:** 3

2009/03/10 14:08:30 All analyte(s) passed QC.

Sample Qty: g **Prep. Vol.:** **Dilution:** : **Date:** 2009/03/10 14:08:02

Analyte	Corr. Intensity	Conc (Calib)	Std. Dev.	Calib Units	Conc (Sample)	Std. Dev.	Sample Units	RSD
Y 371.029	2,750,102.4	1.03	0.006	mg/L				0.61 %
Y 324.227	1,664,466.0	1.04	0.006	mg/L				0.57 %
Sc 361.383	4,205,400.4	1.03	0.006	mg/L				0.63 %
Sc 357.253	3,073,311.8	1.06	0.006	mg/L				0.53 %
Ag 328.068	23,266.0	0.099	0.0009	mg/L	0.099			0.90 %
2009/03/10 14:08:28 QC value within limits for Ag 328.068 Recovery = 98.99%								
Al 308.215	16,705.9	0.453	0.0008	mg/L	0.453			0.17 %
Al 396.153	69,780.8	0.495	0.0034	mg/L	0.495			0.69 %
2009/03/10 14:08:28 QC value within limits for Al 396.153 Recovery = 99.07%								
As 188.979	329.2	0.487	0.0068	mg/L	0.487			1.40 %
2009/03/10 14:08:28 QC value within limits for As 188.979 Recovery = 97.42%								
Ba 493.408	3,035,063.1	0.502	0.0017	mg/L	0.502			0.34 %
2009/03/10 14:08:28 QC value within limits for Ba 493.408 Recovery = 100.33%								
Be 313.107	2,974,426.5	0.485	0.0012	mg/L	0.485			0.26 %
2009/03/10 14:08:28 QC value within limits for Be 313.107 Recovery = 96.95%								

Ca 317.933	124,315.2	0.517	0.0037	mg/L	0.517	0.72 %
2009/03/10 14:08:28	QC value within limits for Ca 317.933 Recovery = 103.32%					
Ca 315.887	74,610.0	0.514	0.0030	mg/L	0.514	0.59 %
Cd 214.440	49,582.2	0.492	0.0033	mg/L	0.492	0.66 %
2009/03/10 14:08:28	QC value within limits for Cd 214.440 Recovery = 98.44%					
Co 228.616	13,000.1	0.494	0.0028	mg/L	0.494	0.57 %
2009/03/10 14:08:28	QC value within limits for Co 228.616 Recovery = 98.82%					
Fe 238.204	48,756.2	0.495	0.0033	mg/L	0.495	0.68 %
2009/03/10 14:08:28	QC value within limits for Fe 238.204 Recovery = 99.09%					
Fe 238.863	15,746.6	0.535	0.0024	mg/L	0.535	0.44 %
Mg 279.077	10,284.9	0.489	0.0039	mg/L	0.489	0.81 %
2009/03/10 14:08:28	QC value within limits for Mg 279.077 Recovery = 97.76%					
Mn 257.610	311,174.0	0.497	0.0031	mg/L	0.497	0.62 %
2009/03/10 14:08:28	QC value within limits for Mn 257.610 Recovery = 99.40%					
Mo 202.031	7,534.6	0.491	0.0049	mg/L	0.491	1.00 %
2009/03/10 14:08:28	QC value within limits for Mo 202.031 Recovery = 98.28%					
Na 330.237	-961.7	-1.84	0.044	mg/L	-1.84	2.42 %
Pb 220.353	5,005.7	0.490	0.0026	mg/L	0.490	0.52 %
2009/03/10 14:08:28	QC value within limits for Pb 220.353 Recovery = 98.00%					
Sb 206.836	849.5	0.500	0.0160	mg/L	0.500	3.19 %
2009/03/10 14:08:28	QC value within limits for Sb 206.836 Recovery = 99.96%					
Se 196.026	370.1	0.493	0.0053	mg/L	0.493	1.07 %
2009/03/10 14:08:28	QC value within limits for Se 196.026 Recovery = 98.59%					
Tl 190.801	422.2	0.490	0.0070	mg/L	0.490	1.44 %
2009/03/10 14:08:28	QC value within limits for Tl 190.801 Recovery = 98.09%					
V 292.402	161,695.1	0.494	0.0025	mg/L	0.494	0.50 %
2009/03/10 14:08:28	QC value within limits for V 292.402 Recovery = 98.87%					
Zn 213.857	30,032.6	0.493	0.0033	mg/L	0.493	0.66 %
2009/03/10 14:08:28	QC value within limits for Zn 213.857 Recovery = 98.54%					
Cr 267.716	108,282.6	0.492	0.0028	mg/L	0.492	0.56 %
2009/03/10 14:08:28	QC value within limits for Cr 267.716 Recovery = 98.45%					
Cu 324.752	225,840.5	0.5043	0.00441	mg/L	0.5043	0.87 %
2009/03/10 14:08:28	QC value within limits for Cu 324.752 Recovery = 100.86%					
Ni 227.022	7,143.7	0.482	0.0040	mg/L	0.482	0.84 %
2009/03/10 14:08:28	QC value within limits for Ni 227.022 Recovery = 96.49%					
K 766.490	3,436.3	0.0109	0.00015	mg/L	0.0109	1.34 %
Na 589.592	40,074.2	0.105	0.0009	mg/L	0.105	0.83 %

Mean Data

ID: CCB Seq. No.: 53 A/S Pos: 7

2009/03/10 14:13:26 QC Failed. Continue with analysis.

Sample Qty: g Prep. Vol.: Dilution: : Date: 2009/03/10 14:12:58

Analyte	Corr. Intensity	Conc (Calib)	Std. Dev.	Calib Units	Conc (Sample)	Std. Dev.	Sample Units	RSD

Y 371.029	2,745,669.5	1.02	0.005	mg/L		0.51 %
Y 324.227	1,663,007.0	1.04	0.006	mg/L		0.58 %
Sc 361.383	4,187,961.1	1.02	0.004	mg/L		0.38 %
Sc 357.253	3,063,280.7	1.05	0.005	mg/L		0.46 %
Ag 328.068	-67.9	0.000	0.0001	mg/L	0.000	43.71 %
Al 308.215	-1,005.7	-0.0273	0.00104	mg/L	-0.0273	3.81 %
2009/03/10 14:13:24 QC value within limits for Al 308.215 Recovery = Not calculated						
Al 396.153	-46.0	-0.0003	0.00012	mg/L	-0.0003	36.09 %
2009/03/10 14:13:24 QC value within limits for Al 396.153 Recovery = Not calculated						
As 188.979	0.4	0.0006	0.00081	mg/L	0.0006	145.88 %
2009/03/10 14:13:24 QC value within limits for As 188.979 Recovery = Not calculated						
Ba 493.408	-12.1	0.0000	0.00001	mg/L	0.0000	669.58 %
2009/03/10 14:13:24 QC value within limits for Ba 493.408 Recovery = Not calculated						
Be 313.107	-349.4	-0.0001	0.00001	mg/L	-0.0001	11.58 %
2009/03/10 14:13:24 QC value within limits for Be 313.107 Recovery = Not calculated						
Ca 317.933	370.4	0.0015	0.00138	mg/L	0.0015	89.85 %
2009/03/10 14:13:24 QC value within limits for Ca 317.933 Recovery = Not calculated						
Ca 315.887	-52.9	-0.0004	0.00004	mg/L	-0.0004	12.09 %
Cd 214.440	-30.8	-0.0003	0.00008	mg/L	-0.0003	26.75 %
2009/03/10 14:13:24 QC value within limits for Cd 214.440 Recovery = Not calculated						
Co 228.616	11.6	0.0004	0.00009	mg/L	0.0004	20.94 %
2009/03/10 14:13:24 QC value within limits for Co 228.616 Recovery = Not calculated						
Fe 238.204	-15.1	-0.0002	0.00017	mg/L	-0.0002	111.51 %
2009/03/10 14:13:24 QC value within limits for Fe 238.204 Recovery = Not calculated						
Fe 238.863	0.7	0.0000	0.00035	mg/L	0.0000	1,531.8 %
Mg 279.077	-107.9	-0.0051	0.00102	mg/L	-0.0051	19.98 %
2009/03/10 14:13:24 QC value less than the lower limit for Mg 279.077 Recovery = Not calculated						
Mn 257.610	4.4	0.0000	0.00002	mg/L	0.0000	335.48 %
2009/03/10 14:13:24 QC value within limits for Mn 257.610 Recovery = Not calculated						
Mo 202.031	7.2	0.0005	0.00013	mg/L	0.0005	27.93 %
2009/03/10 14:13:24 QC value within limits for Mo 202.031 Recovery = Not calculated						
Na 330.237	-60.2	-0.114	0.0165	mg/L	-0.114	14.39 %
2009/03/10 14:13:24 QC value within limits for Na 330.237 Recovery = Not calculated						
Pb 220.353	0.4	0.0000	0.00105	mg/L	0.0000	2,873.9 %
2009/03/10 14:13:24 QC value within limits for Pb 220.353 Recovery = Not calculated						
Sb 206.836	7.1	0.0042	0.00450	mg/L	0.0042	107.18 %
2009/03/10 14:13:24 QC value within limits for Sb 206.836 Recovery = Not calculated						
Se 196.026	-0.3	-0.0004	0.00445	mg/L	-0.0004	988.05 %
2009/03/10 14:13:24 QC value within limits for Se 196.026 Recovery = Not calculated						

Tl 190.801	-0.6	-0.0007	0.00359	mg/L	-0.0007	502.05 %
2009/03/10 14:13:24 QC value within limits for Tl 190.801 Recovery = Not calculated						
V 292.402	-2.2	0.0000	0.00009	mg/L	0.0000	1,357.5 %
2009/03/10 14:13:24 QC value within limits for V 292.402 Recovery = Not calculated						
Zn 213.857	23.0	0.0004	0.00019	mg/L	0.0004	50.88 %
2009/03/10 14:13:24 QC value within limits for Zn 213.857 Recovery = Not calculated						
Cr 267.716	-5.3	0.0000	0.00010	mg/L	0.0000	434.77 %
2009/03/10 14:13:24 QC value within limits for Cr 267.716 Recovery = Not calculated						
Cu 324.752	1,473.2	0.0033	0.00045	mg/L	0.0033	13.53 %
2009/03/10 14:13:24 QC value within limits for Cu 324.752 Recovery = Not calculated						
Ni 227.022	0.9	0.0001	0.00036	mg/L	0.0001	574.49 %
2009/03/10 14:13:24 QC value within limits for Ni 227.022 Recovery = Not calculated						
K 766.490	456.0	0.0014	0.00003	mg/L	0.0014	2.27 %
2009/03/10 14:13:24 QC value within limits for K 766.490 Recovery = Not calculated						
Na 589.592	-68.1	-0.0002	0.00018	mg/L	-0.0002	103.28 %
2009/03/10 14:13:24 QC value within limits for Na 589.592 Recovery = Not calculated						

Mean Data

ID: ww 3/05 **Seq. No.:** 62 **A/S Pos:** 50

Sample Qty: g **Prep. Vol.:** **Dilution:** : **Date:** 2009/03/10 15:03:29

Analyte	Corr. Intensity	Conc (Calib)	Std. Dev.	Calib Units	Conc (Sample)	Std. Dev.	Sample Units	RSD
Y 371.029	2,726,990.4	1.02	0.006	mg/L			mg/L	0.58 %
Y 324.227	1,654,127.0	1.04	0.006	mg/L			mg/L	0.58 %
Sc 361.383	4,174,978.4	1.02	0.006	mg/L			mg/L	0.59 %
Sc 357.253	3,049,667.3	1.05	0.006	mg/L			mg/L	0.60 %
Ag 328.068	-38.1	0.000	0.0001	mg/L	0.000	0.0001	mg/L	57.14 %
Al 308.215	-354.5	-0.0096	0.00268	mg/L	-0.0096	0.00268	mg/L	27.91 %
Al 396.153	2,191.4	0.0156	0.00192	mg/L	0.0156	0.00192	mg/L	12.35 %
As 188.979	0.6	0.0010	0.00259	mg/L	0.0010	0.00259	mg/L	272.05 %
Ba 493.408	2,113.0	0.0003	0.00003	mg/L	0.0003	0.00003	mg/L	8.38 %
Be 313.107	-797.6	-0.0001	0.00001	mg/L	-0.0001	0.00001	mg/L	11.25 %
Ca 317.933	4,049.6	0.0168	0.00204	mg/L	0.0168	0.00204	mg/L	12.13 %
Ca 315.887	2,047.5	0.0141	0.00109	mg/L	0.0141	0.00109	mg/L	7.74 %
Cd 214.440	-31.0	-0.0003	0.00001	mg/L	-0.0003	0.00001	mg/L	3.93 %

Co 228.616	14.7	0.0006	0.00007	mg/L	0.0006	0.00007	mg/L	12.37 %
Fe 238.204	3,554.4	0.0361	0.00347	mg/L	0.0361	0.00347	mg/L	9.60 %
Fe 238.863	1,125.2	0.0382	0.00385	mg/L	0.0382	0.00385	mg/L	10.08 %
Mg 279.077	-123.9	-0.0059	0.00077	mg/L	-0.0059	0.00077	mg/L	13.08 %
Mn 257.610	144.0	0.0002	0.00001	mg/L	0.0002	0.00001	mg/L	4.38 %
Mo 202.031	-2.3	-0.0002	0.00014	mg/L	-0.0002	0.00014	mg/L	92.19 %
Na 330.237	-171.8	-0.326	0.0622	mg/L	-0.326	0.0622	mg/L	19.06 %
Pb 220.353	19.1	0.0019	0.00051	mg/L	0.0019	0.00051	mg/L	27.46 %
Sb 206.836	1.8	0.0011	0.00120	mg/L	0.0011	0.00120	mg/L	111.23 %
Se 196.026	-1.4	-0.0018	0.00311	mg/L	-0.0018	0.00311	mg/L	170.67 %
Tl 190.801	-1.2	-0.0014	0.00376	mg/L	-0.0014	0.00376	mg/L	261.45 %
V 292.402	-8.0	0.0000	0.00007	mg/L	0.0000	0.00007	mg/L	295.45 %
Zn 213.857	127.7	0.0021	0.00014	mg/L	0.0021	0.00014	mg/L	6.90 %
Cr 267.716	-26.4	-0.0001	0.00012	mg/L	-0.0001	0.00012	mg/L	103.35 %
Cu 324.752	1,427.0	0.0032	0.00021	mg/L	0.0032	0.00021	mg/L	6.63 %
Ni 227.022	5.9	0.0004	0.00038	mg/L	0.0004	0.00038	mg/L	95.78 %
K 766.490	2,228.4	0.0071	0.00045	mg/L	0.0071	0.00045	mg/L	6.37 %
Na 589.592	2,392.9	0.0063	0.00062	mg/L	0.0063	0.00062	mg/L	9.86 %

Mean Data

ID: LFBw 3/05 x5 Seq. No.: 63 A/S Pos: 51

Sample Qty: g Prep. Vol.: Dilution: : Date: 2009/03/10 15:08:27

Analyte	Corr. Intensity	Conc (Calib)	Std. Dev.	Calib Units	Conc (Sample)	Std. Dev.	Sample Units	RSD
Y 371.029	2,744,604.3	1.02	0.003	mg/L			mg/L	0.28 %
Y 324.227	1,665,830.1	1.04	0.003	mg/L			mg/L	0.30 %
Sc 361.383	4,203,733.2	1.03	0.004	mg/L			mg/L	0.35 %

Sc 357.253	3,074,904.6	1.06	0.004	mg/L			mg/L	0.37 %
Ag 328.068	11,752.7	0.050	0.0002	mg/L	0.050	0.0002	mg/L	0.31 %
Al 308.215	12,597.7	0.342	0.0013	mg/L	0.342	0.0013	mg/L	0.39 %
Al 396.153	53,760.7	0.382	0.0030	mg/L	0.382	0.0030	mg/L	0.78 %
As 188.979	144.3	0.214	0.0032	mg/L	0.214	0.0032	mg/L	1.48 %
Ba 493.408	2,515,576.9	0.416	0.0027	mg/L	0.416	0.0027	mg/L	0.65 %
Be 313.107	61,628.3	0.0100	0.00005	mg/L	0.0100	0.00005	mg/L	0.52 %
Ca 317.933	257,488.2	1.07	0.008	mg/L	1.07	0.008	mg/L	0.75 %
Ca 315.887	152,990.2	1.05	0.008	mg/L	1.05	0.008	mg/L	0.72 %
Cd 214.440	10,240.5	0.102	0.0008	mg/L	0.102	0.0008	mg/L	0.76 %
Co 228.616	2,675.1	0.102	0.0005	mg/L	0.102	0.0005	mg/L	0.45 %
Fe 238.204	20,956.7	0.213	0.0007	mg/L	0.213	0.0007	mg/L	0.33 %
Fe 238.863	6,651.8	0.226	0.0003	mg/L	0.226	0.0003	mg/L	0.15 %
Mg 279.077	21,794.5	1.04	0.006	mg/L	1.04	0.006	mg/L	0.60 %
Mn 257.610	64,829.6	0.104	0.0006	mg/L	0.104	0.0006	mg/L	0.56 %
Mo 202.031	2.1	0.0001	0.00023	mg/L	0.0001	0.00023	mg/L	164.98 %
Na 330.237	276.3	0.522	0.0602	mg/L	0.522	0.0602	mg/L	11.52 %
Pb 220.353	2,056.5	0.201	0.0017	mg/L	0.201	0.0017	mg/L	0.87 %
Sb 206.836	380.3	0.224	0.0013	mg/L	0.224	0.0013	mg/L	0.58 %
Se 196.026	153.2	0.204	0.0023	mg/L	0.204	0.0023	mg/L	1.11 %
Tl 190.801	169.6	0.197	0.0058	mg/L	0.197	0.0058	mg/L	2.93 %
V 292.402	34,084.2	0.104	0.0006	mg/L	0.104	0.0006	mg/L	0.59 %
Zn 213.857	6,421.7	0.105	0.0012	mg/L	0.105	0.0012	mg/L	1.10 %

Cr 267.716	9,126.8	0.0415	0.00011	mg/L	0.0415	0.00011	mg/L	0.27 %
Cu 324.752	23,928.4	0.0534	0.00043	mg/L	0.0534	0.00043	mg/L	0.80 %
Ni 227.022	1,489.3	0.101	0.0006	mg/L	0.101	0.0006	mg/L	0.60 %
K 766.490	298,901.8	0.948	0.0071	mg/L	0.948	0.0071	mg/L	0.75 %
Na 589.592	382,915.3	1.00	0.009	mg/L	1.00	0.009	mg/L	0.87 %

Mean Data

ID: 0790.00 x10 Seq. No.: 64 A/S Pos: 52

Sample Qty: g Prep. Vol.: Dilution: : Date: 2009/03/10 15:13:25

Analyte	Corr. Intensity	Conc (Calib)	Std. Dev.	Calib Units	Conc (Sample)	Std. Dev.	Sample Units	RSD
Y 371.029	2,713,716.8	1.01	0.003	mg/L			mg/L	0.29 %
Y 324.227	1,651,668.7	1.04	0.004	mg/L			mg/L	0.35 %
Sc 361.383	4,198,235.3	1.03	0.004	mg/L			mg/L	0.39 %
Sc 357.253	3,065,778.6	1.05	0.004	mg/L			mg/L	0.43 %
Ag 328.068	1.7	0.000	0.0001	mg/L	0.000	0.0001	mg/L	697.22 %
Al 308.215	-600.6	-0.0163	0.00093	mg/L	-0.0163	0.00093	mg/L	5.69 %
Al 396.153	1,030.9	0.0073	0.00022	mg/L	0.0073	0.00022	mg/L	2.94 %
As 188.979	1.3	0.0019	0.00503	mg/L	0.0019	0.00503	mg/L	261.32 %
Ba 493.408	89,900.4	0.0149	0.00010	mg/L	0.0149	0.00010	mg/L	0.70 %
Be 313.107	-796.7	-0.0001	0.00004	mg/L	-0.0001	0.00004	mg/L	27.16 %
Ca 317.933	1,385,630.6	5.76	0.018	mg/L	5.76	0.018	mg/L	0.31 %
Ca 315.887	835,053.9	5.76	0.012	mg/L	5.76	0.012	mg/L	0.20 %
Cd 214.440	-29.0	-0.0003	0.00012	mg/L	-0.0003	0.00012	mg/L	42.58 %
Co 228.616	19.1	0.0007	0.00003	mg/L	0.0007	0.00003	mg/L	3.82 %
Fe 238.204	5,848.5	0.0594	0.00075	mg/L	0.0594	0.00075	mg/L	1.26 %
Fe 238.863	1,879.1	0.0639	0.00049	mg/L	0.0639	0.00049	mg/L	0.76 %

Mg 279.077	65,707.3	3.12	0.007	mg/L	3.12	0.007	mg/L	0.23 %
Mn 257.610	11,058.4	0.0177	0.00005	mg/L	0.0177	0.00005	mg/L	0.27 %
Mo 202.031	2.4	0.0002	0.00006	mg/L	0.0002	0.00006	mg/L	38.13 %
Na 330.237	20,643.4	33.2	0.18	mg/L	33.2	0.18	mg/L	0.56 %
Pb 220.353	0.2	0.0000	0.00028	mg/L	0.0000	0.00028	mg/L	1,766.7 %
Sb 206.836	2.2	0.0013	0.00138	mg/L	0.0013	0.00138	mg/L	107.00 %
Se 196.026	-0.9	-0.0012	0.00572	mg/L	-0.0012	0.00572	mg/L	485.33 %
Tl 190.801	-3.0	-0.0034	0.00152	mg/L	-0.0034	0.00152	mg/L	44.20 %
V 292.402	494.6	0.0015	0.00007	mg/L	0.0015	0.00007	mg/L	4.45 %
Zn 213.857	416.0	0.0068	0.00016	mg/L	0.0068	0.00016	mg/L	2.42 %
Cr 267.716	297.8	0.0014	0.00006	mg/L	0.0014	0.00006	mg/L	4.08 %
Cu 324.752	1,186.0	0.0026	0.00010	mg/L	0.0026	0.00010	mg/L	3.82 %
Ni 227.022	30.3	0.0020	0.00023	mg/L	0.0020	0.00023	mg/L	11.43 %
K 766.490	1,641,293.5	5.21	0.005	mg/L	5.21	0.005	mg/L	0.10 %
Na 589.592				mg/L			mg/L	%

Mean Data

ID: 0790.00 Seq. No.: 65 A/S Pos: 53

Sample Qty: g Prep. Vol.: Dilution: : Date: 2009/03/10 15:18:55

Analyte	Corr. Intensity	Conc (Calib)	Std. Dev.	Calib Units	Conc (Sample)	Std. Dev.	Sample Units	RSD
Y 371.029	2,602,255.4	0.971	0.0033	mg/L			mg/L	0.34 %
Y 324.227	1,599,094.9	1.00	0.002	mg/L			mg/L	0.24 %
Sc 361.383	4,102,337.9	1.00	0.003	mg/L			mg/L	0.26 %
Sc 357.253	2,992,285.4	1.03	0.002	mg/L			mg/L	0.22 %
Ag 328.068	65.2	0.000	0.0002	mg/L	0.000	0.0002	mg/L	76.90 %
Al 308.215	541.4	0.0147	0.00111	mg/L	0.0147	0.00111	mg/L	7.59 %

Al 396.153	4,213.9	0.0299	0.00065	mg/L	0.0299	0.00065	mg/L	2.19 %
As 188.979	5.6	0.0084	0.00313	mg/L	0.0084	0.00313	mg/L	37.46 %
Ba 493.408	864,589.7	0.143	0.0002	mg/L	0.143	0.0002	mg/L	0.16 %
Be 313.107	-1,635.5	-0.0003	0.00002	mg/L	-0.0003	0.00002	mg/L	8.50 %
Ca 317.933	13,827,353.5	57.5	0.12	mg/L	57.5	0.12	mg/L	0.21 %
Ca 315.887	8,504,788.3	58.6	0.09	mg/L	58.6	0.09	mg/L	0.15 %
Cd 214.440	-52.7	-0.0005	0.00010	mg/L	-0.0005	0.00010	mg/L	18.81 %
Co 228.616	95.7	0.0036	0.00003	mg/L	0.0036	0.00003	mg/L	0.76 %
Fe 238.204	47,651.6	0.484	0.0016	mg/L	0.484	0.0016	mg/L	0.33 %
Fe 238.863	14,885.4	0.506	0.0028	mg/L	0.506	0.0028	mg/L	0.56 %
Mg 279.077	664,116.1	31.6	0.05	mg/L	31.6	0.05	mg/L	0.16 %
Mn 257.610	109,407.9	0.175	0.0007	mg/L	0.175	0.0007	mg/L	0.40 %
Mo 202.031	26.4	0.0017	0.00004	mg/L	0.0017	0.00004	mg/L	2.41 %
Na 330.237	304,751.0	248	0.7	mg/L	248	0.7	mg/L	0.27 %
Pb 220.353	3.3	0.0003	0.00137	mg/L	0.0003	0.00137	mg/L	422.31 %
Sb 206.836	3.6	0.0021	0.00577	mg/L	0.0021	0.00577	mg/L	274.45 %
Se 196.026	3.9	0.0052	0.00251	mg/L	0.0052	0.00251	mg/L	48.74 %
Tl 190.801	-4.0	-0.0046	0.00291	mg/L	-0.0046	0.00291	mg/L	62.97 %
V 292.402	5,078.3	0.0155	0.00019	mg/L	0.0155	0.00019	mg/L	1.24 %
Zn 213.857	1,775.5	0.0291	0.00013	mg/L	0.0291	0.00013	mg/L	0.46 %
Cr 267.716	2,725.1	0.0124	0.00008	mg/L	0.0124	0.00008	mg/L	0.63 %
Cu 324.752	3,171.0	0.0071	0.00017	mg/L	0.0071	0.00017	mg/L	2.38 %
Ni 227.022	249.9	0.0169	0.00052	mg/L	0.0169	0.00052	mg/L	3.09 %

K 766.490	mg/L	mg/L	%
Na 589.592	mg/L	mg/L	%

Mean Data

ID: CCVS Seq. No.: 71 A/S Pos: 3

2009/03/10 15:49:57 All analyte(s) passed QC.

Sample Qty: g Prep. Vol.: Dilution: : Date: 2009/03/10 15:49:22

Analyte	Corr. Intensity	Conc (Calib)	Std. Dev.	Calib Units	Conc (Sample)	Std. Dev.	Sample Units	RSD
Y 371.029	2,777,782.4	1.04	0.004	mg/L				0.41 %
Y 324.227	1,672,552.5	1.05	0.006	mg/L				0.59 %
Sc 361.383	4,215,903.8	1.03	0.006	mg/L				0.54 %
Sc 357.253	3,099,773.7	1.07	0.007	mg/L				0.64 %
Ag 328.068	23,340.0	0.099	0.0001	mg/L	0.099			0.14 %
2009/03/10 15:49:56 QC value within limits for Ag 328.068 Recovery = 99.31%								
Al 308.215	16,361.0	0.444	0.0025	mg/L	0.444			0.56 %
Al 396.153	68,689.0	0.488	0.0035	mg/L	0.488			0.73 %
2009/03/10 15:49:56 QC value within limits for Al 396.153 Recovery = 97.52%								
As 188.979	327.9	0.485	0.0070	mg/L	0.485			1.43 %
2009/03/10 15:49:56 QC value within limits for As 188.979 Recovery = 97.06%								
Ba 493.408	3,014,679.5	0.498	0.0014	mg/L	0.498			0.28 %
2009/03/10 15:49:56 QC value within limits for Ba 493.408 Recovery = 99.66%								
Be 313.107	2,965,792.8	0.483	0.0018	mg/L	0.483			0.38 %
2009/03/10 15:49:56 QC value within limits for Be 313.107 Recovery = 96.67%								
Ca 317.933	125,484.5	0.521	0.0043	mg/L	0.521			0.83 %
2009/03/10 15:49:56 QC value within limits for Ca 317.933 Recovery = 104.29%								
Ca 315.887	74,930.1	0.516	0.0023	mg/L	0.516			0.44 %
Cd 214.440	49,037.5	0.487	0.0025	mg/L	0.487			0.51 %
2009/03/10 15:49:56 QC value within limits for Cd 214.440 Recovery = 97.36%								
Co 228.616	12,894.6	0.490	0.0020	mg/L	0.490			0.42 %
2009/03/10 15:49:56 QC value within limits for Co 228.616 Recovery = 98.02%								
Fe 238.204	48,537.5	0.493	0.0018	mg/L	0.493			0.37 %
2009/03/10 15:49:56 QC value within limits for Fe 238.204 Recovery = 98.64%								
Fe 238.863	15,694.1	0.533	0.0031	mg/L	0.533			0.58 %
Mg 279.077	10,214.5	0.485	0.0005	mg/L	0.485			0.11 %
2009/03/10 15:49:56 QC value within limits for Mg 279.077 Recovery = 97.09%								
Mn 257.610	306,333.2	0.489	0.0025	mg/L	0.489			0.52 %
2009/03/10 15:49:56 QC value within limits for Mn 257.610 Recovery = 97.85%								
Mo 202.031	7,477.8	0.488	0.0048	mg/L	0.488			0.99 %
2009/03/10 15:49:56 QC value within limits for Mo 202.031 Recovery = 97.54%								

Na 330.237	-963.6	-1.85	0.019	mg/L	-1.85	1.05 %
Pb 220.353	4,975.2	0.487	0.0039	mg/L	0.487	0.79 %
2009/03/10 15:49:56 QC value within limits for Pb 220.353 Recovery = 97.40%						
Sb 206.836	847.7	0.499	0.0104	mg/L	0.499	2.08 %
2009/03/10 15:49:56 QC value within limits for Sb 206.836 Recovery = 99.75%						
Se 196.026	366.3	0.488	0.0035	mg/L	0.488	0.71 %
2009/03/10 15:49:56 QC value within limits for Se 196.026 Recovery = 97.59%						
Tl 190.801	414.7	0.482	0.0016	mg/L	0.482	0.33 %
2009/03/10 15:49:56 QC value within limits for Tl 190.801 Recovery = 96.36%						
V 292.402	160,655.9	0.491	0.0027	mg/L	0.491	0.55 %
2009/03/10 15:49:56 QC value within limits for V 292.402 Recovery = 98.24%						
Zn 213.857	29,690.0	0.487	0.0036	mg/L	0.487	0.74 %
2009/03/10 15:49:56 QC value within limits for Zn 213.857 Recovery = 97.41%						
Cr 267.716	107,636.1	0.489	0.0024	mg/L	0.489	0.49 %
2009/03/10 15:49:56 QC value within limits for Cr 267.716 Recovery = 97.86%						
Cu 324.752	224,760.8	0.5019	0.00479	mg/L	0.5019	0.96 %
2009/03/10 15:49:56 QC value within limits for Cu 324.752 Recovery = 100.38%						
Ni 227.022	7,086.4	0.479	0.0029	mg/L	0.479	0.60 %
2009/03/10 15:49:56 QC value within limits for Ni 227.022 Recovery = 95.71%						
K 766.490	3,541.8	0.0112	0.00033	mg/L	0.0112	2.91 %
Na 589.592	40,405.2	0.106	0.0013	mg/L	0.106	1.25 %

Mean Data

ID: CCB **Seq. No.:** 72 **A/S Pos:** 7

2009/03/10 15:55:16 QC Failed. Continue with analysis.

Sample Qty: g **Prep. Vol.:** **Dilution:** : **Date:** 2009/03/10 15:54:42

Analyte	Corr. Intensity	Conc (Calib)	Std. Dev.	Calib Units	Conc (Sample)	Std. Dev.	Sample Units	RSD
Y 371.029	2,769,627.2	1.03	0.003	mg/L				0.32 %
Y 324.227	1,669,847.4	1.05	0.004	mg/L				0.36 %
Sc 361.383	4,192,687.8	1.02	0.006	mg/L				0.56 %
Sc 357.253	3,089,198.3	1.06	0.005	mg/L				0.47 %
Ag 328.068	-50.8	0.000	0.0001	mg/L	0.000			43.98 %
Al 308.215	-1,033.8	-0.0281	0.00194	mg/L	-0.0281			6.91 %
2009/03/10 15:55:15 QC value within limits for Al 308.215 Recovery = Not calculated								
Al 396.153	-46.0	-0.0003	0.00038	mg/L	-0.0003			116.43 %
2009/03/10 15:55:15 QC value within limits for Al 396.153 Recovery = Not calculated								
As 188.979	-1.4	-0.0021	0.00073	mg/L	-0.0021			34.15 %
2009/03/10 15:55:15 QC value within limits for As 188.979 Recovery = Not calculated								
Ba 493.408	1,080.4	0.0002	0.00030	mg/L	0.0002			166.61 %
2009/03/10 15:55:15 QC value within limits for Ba 493.408 Recovery = Not calculated								

Be 313.107	1,126.7	0.0002	0.00034	mg/L	0.0002	187.72 %
2009/03/10 15:55:15 QC value within limits for Be 313.107 Recovery = Not calculated						
Ca 317.933	296.9	0.0012	0.00055	mg/L	0.0012	44.91 %
2009/03/10 15:55:15 QC value within limits for Ca 317.933 Recovery = Not calculated						
Ca 315.887	-31.1	-0.0002	0.00028	mg/L	-0.0002	132.15 %
Cd 214.440	-19.2	-0.0002	0.00019	mg/L	-0.0002	99.26 %
2009/03/10 15:55:15 QC value within limits for Cd 214.440 Recovery = Not calculated						
Co 228.616	16.8	0.0006	0.00025	mg/L	0.0006	38.40 %
2009/03/10 15:55:15 QC value within limits for Co 228.616 Recovery = Not calculated						
Fe 238.204	272.2	0.0028	0.00018	mg/L	0.0028	6.66 %
2009/03/10 15:55:15 QC value within limits for Fe 238.204 Recovery = Not calculated						
Fe 238.863	97.8	0.0033	0.00035	mg/L	0.0033	10.46 %
Mg 279.077	-153.0	-0.0073	0.00048	mg/L	-0.0073	6.65 %
2009/03/10 15:55:15 QC value less than the lower limit for Mg 279.077 Recovery = Not calculated						
Mn 257.610	25.3	0.0000	0.00016	mg/L	0.0000	388.31 %
2009/03/10 15:55:15 QC value within limits for Mn 257.610 Recovery = Not calculated						
Mo 202.031	7.8	0.0005	0.00039	mg/L	0.0005	76.82 %
2009/03/10 15:55:15 QC value within limits for Mo 202.031 Recovery = Not calculated						
Na 330.237	-69.5	-0.132	0.0445	mg/L	-0.132	33.73 %
2009/03/10 15:55:15 QC value within limits for Na 330.237 Recovery = Not calculated						
Pb 220.353	1.7	0.0002	0.00027	mg/L	0.0002	168.82 %
2009/03/10 15:55:15 QC value within limits for Pb 220.353 Recovery = Not calculated						
Sb 206.836	8.0	0.0047	0.00046	mg/L	0.0047	9.74 %
2009/03/10 15:55:15 QC value within limits for Sb 206.836 Recovery = Not calculated						
Se 196.026	-0.6	-0.0008	0.00393	mg/L	-0.0008	475.65 %
2009/03/10 15:55:15 QC value within limits for Se 196.026 Recovery = Not calculated						
Tl 190.801	-1.7	-0.0019	0.00111	mg/L	-0.0019	57.71 %
2009/03/10 15:55:15 QC value within limits for Tl 190.801 Recovery = Not calculated						
V 292.402	61.1	0.0002	0.00028	mg/L	0.0002	150.13 %
2009/03/10 15:55:15 QC value within limits for V 292.402 Recovery = Not calculated						
Zn 213.857	41.3	0.0007	0.00028	mg/L	0.0007	41.39 %
2009/03/10 15:55:15 QC value within limits for Zn 213.857 Recovery = Not calculated						
Cr 267.716	28.2	0.0001	0.00024	mg/L	0.0001	189.22 %
2009/03/10 15:55:15 QC value within limits for Cr 267.716 Recovery = Not calculated						
Cu 324.752	1,623.8	0.0036	0.00058	mg/L	0.0036	15.93 %
2009/03/10 15:55:15 QC value within limits for Cu 324.752 Recovery = Not calculated						
Ni 227.022	-4.8	-0.0003	0.00044	mg/L	-0.0003	137.10 %
2009/03/10 15:55:15 QC value within limits for Ni 227.022 Recovery = Not calculated						
K 766.490	440.1	0.0014	0.00013	mg/L	0.0014	9.64 %
2009/03/10 15:55:15 QC value within limits for K 766.490 Recovery = Not calculated						
Na 589.592	-129.0	-0.0003	0.00018	mg/L	-0.0003	54.29 %
2009/03/10 15:55:15 QC value within limits for Na 589.592 Recovery = Not calculated						

Mean Data

ID: ICVS (3) Seq. No.: 76 A/S Pos: 5

2009/03/10 16:16:19 All analyte(s) passed QC.

Sample Qty: g Prep. Vol.: Dilution: : Date: 2009/03/10 16:15:45

Analyte	Corr. Intensity	Conc (Calib)	Std. Dev.	Calib Units	Conc (Sample)	Std. Dev.	Sample Units	RSD
Y 371.029	2,757,266.6	1.03	0.005	mg/L				0.48 %
Y 324.227	1,666,961.9	1.05	0.003	mg/L				0.29 %
Sc 361.383	4,193,341.0	1.02	0.007	mg/L				0.68 %
Sc 357.253	3,093,796.4	1.06	0.004	mg/L				0.34 %
Ag 328.068	-31.8	0.000	0.0001	mg/L	0.000			106.00 %
Al 308.215	-858.3	-0.0233	0.00083	mg/L	-0.0233			3.55 %
Al 396.153	438.5	0.0031	0.00012	mg/L	0.0031			3.98 %
As 188.979	1.2	0.0018	0.00050	mg/L	0.0018			28.50 %
Ba 493.408	208.9	0.0000	0.00001	mg/L	0.0000			24.83 %
Be 313.107	-330.1	-0.0001	0.00001	mg/L	-0.0001			25.03 %
Ca 317.933	2,876.6	0.0120	0.00058	mg/L	0.0120			4.84 %
Ca 315.887	1,551.0	0.0107	0.00016	mg/L	0.0107			1.53 %
Cd 214.440	-18.7	-0.0002	0.00003	mg/L	-0.0002			16.40 %
Co 228.616	12.2	0.0005	0.00006	mg/L	0.0005			11.98 %
Fe 238.204	518.4	0.0053	0.00015	mg/L	0.0053			2.89 %
Fe 238.863	180.4	0.0061	0.00037	mg/L	0.0061			6.03 %
Mg 279.077	-107.8	-0.0051	0.00105	mg/L	-0.0051			20.41 %
Mn 257.610	-20.9	0.0000	0.00001	mg/L	0.0000			19.80 %
Mo 202.031	0.9	0.0001	0.00035	mg/L	0.0001			565.63 %
Na 330.237	2,582.2	4.77	0.037	mg/L	4.77			0.77 %
Pb 220.353	1.5	0.0001	0.00031	mg/L	0.0001			216.51 %

Sb 206.836	1.6	0.0010	0.00106	mg/L	0.0010	110.68 %
Se 196.026	-3.2	-0.0042	0.00400	mg/L	-0.0042	95.11 %
Tl 190.801	-0.4	-0.0005	0.00066	mg/L	-0.0005	137.55 %
V 292.402	-27.4	-0.0001	0.00007	mg/L	-0.0001	86.61 %
Zn 213.857	62.0	0.0010	0.00025	mg/L	0.0010	24.36 %
Cr 267.716	-24.0	-0.0001	0.00004	mg/L	-0.0001	38.21 %
Cu 324.752	933.2	0.0021	0.00010	mg/L	0.0021	4.75 %
Ni 227.022	4.4	0.0003	0.00021	mg/L	0.0003	69.67 %
K 766.490	1,556,869.7	4.94	0.019	mg/L	4.94	0.38 %
2009/03/10 16:16:17 QC value within limits for K 766.490 Recovery = 98.78%						
Na 589.592	1,910,004.5	5.01	0.026	mg/L	5.01	0.51 %
2009/03/10 16:16:17 QC value within limits for Na 589.592 Recovery = 100.15%						

Mean Data

ID: CCVS Seq. No.: 77 A/S Pos: 3

2009/03/10 16:21:22 All analyte(s) passed QC.

Sample Qty: g Prep. Vol.: Dilution: : Date: 2009/03/10 16:20:54

Analyte	Corr. Intensity	Conc (Calib)	Std. Dev.	Calib Units	Conc (Sample)	Std. Dev.	Sample Units	RSD
Y 371.029	2,759,043.3	1.03	0.006	mg/L				0.63 %
Y 324.227	1,669,282.0	1.05	0.006	mg/L				0.61 %
Sc 361.383	4,212,357.8	1.03	0.009	mg/L				0.87 %
Sc 357.253	3,077,144.2	1.06	0.009	mg/L				0.83 %
Ag 328.068	23,044.7	0.098	0.0004	mg/L	0.098			0.37 %
2009/03/10 16:21:21 QC value within limits for Ag 328.068 Recovery = 98.05%								
Al 308.215	16,317.3	0.443	0.0053	mg/L	0.443			1.20 %
Al 396.153	68,705.6	0.488	0.0047	mg/L	0.488			0.97 %
2009/03/10 16:21:21 QC value within limits for Al 396.153 Recovery = 97.54%								
As 188.979	328.3	0.486	0.0085	mg/L	0.486			1.74 %
2009/03/10 16:21:21 QC value within limits for As 188.979 Recovery = 97.17%								
Ba 493.408	3,012,440.8	0.498	0.0056	mg/L	0.498			1.13 %
2009/03/10 16:21:21 QC value within limits for Ba 493.408 Recovery = 99.58%								
Be 313.107	2,962,052.5	0.483	0.0061	mg/L	0.483			1.27 %
2009/03/10 16:21:21 QC value within limits for Be 313.107 Recovery = 96.54%								
Ca 317.933	123,687.2	0.514	0.0063	mg/L	0.514			1.22 %
2009/03/10 16:21:21 QC value within limits for Ca 317.933 Recovery = 102.80%								

Ca 315.887	74,083.1	0.511	0.0057	mg/L	0.511	1.12 %
Cd 214.440	49,338.0	0.490	0.0051	mg/L	0.490	1.04 %
2009/03/10 16:21:21	QC value within limits for Cd 214.440 Recovery = 97.96%					
Co 228.616	12,925.2	0.491	0.0052	mg/L	0.491	1.05 %
2009/03/10 16:21:21	QC value within limits for Co 228.616 Recovery = 98.25%					
Fe 238.204	48,522.1	0.493	0.0053	mg/L	0.493	1.07 %
2009/03/10 16:21:21	QC value within limits for Fe 238.204 Recovery = 98.61%					
Fe 238.863	15,689.7	0.533	0.0055	mg/L	0.533	1.03 %
Mg 279.077	10,167.3	0.483	0.0023	mg/L	0.483	0.48 %
2009/03/10 16:21:21	QC value within limits for Mg 279.077 Recovery = 96.64%					
Mn 257.610	308,207.9	0.492	0.0047	mg/L	0.492	0.95 %
2009/03/10 16:21:21	QC value within limits for Mn 257.610 Recovery = 98.45%					
Mo 202.031	7,488.5	0.488	0.0080	mg/L	0.488	1.65 %
2009/03/10 16:21:21	QC value within limits for Mo 202.031 Recovery = 97.68%					
Na 330.237	-980.7	-1.88	0.124	mg/L	-1.88	6.62 %
Pb 220.353	4,960.2	0.486	0.0065	mg/L	0.486	1.35 %
2009/03/10 16:21:21	QC value within limits for Pb 220.353 Recovery = 97.11%					
Sb 206.836	841.4	0.495	0.0145	mg/L	0.495	2.94 %
2009/03/10 16:21:21	QC value within limits for Sb 206.836 Recovery = 99.00%					
Se 196.026	368.5	0.491	0.0051	mg/L	0.491	1.04 %
2009/03/10 16:21:21	QC value within limits for Se 196.026 Recovery = 98.17%					
Tl 190.801	418.0	0.486	0.0101	mg/L	0.486	2.07 %
2009/03/10 16:21:21	QC value within limits for Tl 190.801 Recovery = 97.11%					
V 292.402	160,381.9	0.490	0.0045	mg/L	0.490	0.92 %
2009/03/10 16:21:21	QC value within limits for V 292.402 Recovery = 98.07%					
Zn 213.857	29,794.0	0.489	0.0059	mg/L	0.489	1.21 %
2009/03/10 16:21:21	QC value within limits for Zn 213.857 Recovery = 97.76%					
Cr 267.716	107,503.1	0.489	0.0049	mg/L	0.489	1.00 %
2009/03/10 16:21:21	QC value within limits for Cr 267.716 Recovery = 97.74%					
Cu 324.752	222,972.6	0.4979	0.00640	mg/L	0.4979	1.29 %
2009/03/10 16:21:21	QC value within limits for Cu 324.752 Recovery = 99.58%					
Ni 227.022	7,088.7	0.479	0.0048	mg/L	0.479	1.00 %
2009/03/10 16:21:21	QC value within limits for Ni 227.022 Recovery = 95.74%					
K 766.490	3,853.7	0.0122	0.00142	mg/L	0.0122	11.63 %
Na 589.592	39,468.4	0.103	0.0006	mg/L	0.103	0.57 %

Mean Data

ID: CCB Seq. No.: 78 A/S Pos: 7

2009/03/10 16:26:25 QC Failed. Continue with analysis.

Sample Qty: g Prep. Vol.: Dilution: : Date: 2009/03/10 16:25:58

Analyte	Corr. Intensity	Conc (Calib)	Std. Dev.	Calib Units	Conc (Sample)	Std. Dev.	Sample Units	RSD
Y 371.029	2,786,139.7	1.04	0.001	mg/L				0.11 %

Y 324.227	1,684,828.0	1.06	0.001	mg/L		0.07 %
Sc 361.383	4,237,544.0	1.03	0.002	mg/L		0.17 %
Sc 357.253	3,093,983.2	1.06	0.002	mg/L		0.16 %
Ag 328.068	-68.0	0.000	0.0001	mg/L	0.000	32.87 %
Al 308.215	-1,093.6	-0.0297	0.00138	mg/L	-0.0297	4.65 %
2009/03/10 16:26:24 QC value within limits for Al 308.215 Recovery = Not calculated						
Al 396.153	-85.8	-0.0006	0.00019	mg/L	-0.0006	31.34 %
2009/03/10 16:26:24 QC value within limits for Al 396.153 Recovery = Not calculated						
As 188.979	1.5	0.0022	0.00098	mg/L	0.0022	44.90 %
2009/03/10 16:26:24 QC value within limits for As 188.979 Recovery = Not calculated						
Ba 493.408	-50.0	0.0000	0.00002	mg/L	0.0000	201.01 %
2009/03/10 16:26:24 QC value within limits for Ba 493.408 Recovery = Not calculated						
Be 313.107	-65.8	0.0000	0.00002	mg/L	0.0000	163.15 %
2009/03/10 16:26:24 QC value within limits for Be 313.107 Recovery = Not calculated						
Ca 317.933	216.8	0.0009	0.00094	mg/L	0.0009	104.16 %
2009/03/10 16:26:24 QC value within limits for Ca 317.933 Recovery = Not calculated						
Ca 315.887	-99.9	-0.0007	0.00028	mg/L	-0.0007	40.97 %
Cd 214.440	-37.6	-0.0004	0.00008	mg/L	-0.0004	20.25 %
2009/03/10 16:26:24 QC value within limits for Cd 214.440 Recovery = Not calculated						
Co 228.616	10.3	0.0004	0.00014	mg/L	0.0004	35.35 %
2009/03/10 16:26:24 QC value within limits for Co 228.616 Recovery = Not calculated						
Fe 238.204	212.3	0.0022	0.00007	mg/L	0.0022	3.42 %
2009/03/10 16:26:24 QC value within limits for Fe 238.204 Recovery = Not calculated						
Fe 238.863	92.0	0.0031	0.00032	mg/L	0.0031	10.38 %
Mg 279.077	-138.1	-0.0066	0.00051	mg/L	-0.0066	7.80 %
2009/03/10 16:26:24 QC value less than the lower limit for Mg 279.077 Recovery = Not calculated						
Mn 257.610	-33.7	-0.0001	0.00001	mg/L	-0.0001	19.59 %
2009/03/10 16:26:24 QC value within limits for Mn 257.610 Recovery = Not calculated						
Mo 202.031	1.2	0.0001	0.00031	mg/L	0.0001	390.44 %
2009/03/10 16:26:24 QC value within limits for Mo 202.031 Recovery = Not calculated						
Na 330.237	-90.0	-0.171	0.0483	mg/L	-0.171	28.25 %
2009/03/10 16:26:24 QC value within limits for Na 330.237 Recovery = Not calculated						
Pb 220.353	-6.9	-0.0007	0.00064	mg/L	-0.0007	95.55 %
2009/03/10 16:26:24 QC value within limits for Pb 220.353 Recovery = Not calculated						
Sb 206.836	6.8	0.0040	0.00378	mg/L	0.0040	94.98 %
2009/03/10 16:26:24 QC value within limits for Sb 206.836 Recovery = Not calculated						
Se 196.026	-1.6	-0.0021	0.00167	mg/L	-0.0021	77.98 %
2009/03/10 16:26:24 QC value within limits for Se 196.026 Recovery = Not calculated						
Tl 190.801	1.5	0.0017	0.00211	mg/L	0.0017	122.57 %
2009/03/10 16:26:24 QC value within limits for Tl 190.801 Recovery = Not calculated						

V 292.402	4.7	0.0000	0.00011	mg/L	0.0000	729.22 %
2009/03/10 16:26:24 QC value within limits for V 292.402 Recovery = Not calculated						
Zn 213.857	34.0	0.0006	0.00013	mg/L	0.0006	22.71 %
2009/03/10 16:26:24 QC value within limits for Zn 213.857 Recovery = Not calculated						
Cr 267.716	18.6	0.0001	0.00005	mg/L	0.0001	61.91 %
2009/03/10 16:26:24 QC value within limits for Cr 267.716 Recovery = Not calculated						
Cu 324.752	1,514.3	0.0034	0.00033	mg/L	0.0034	9.74 %
2009/03/10 16:26:24 QC value within limits for Cu 324.752 Recovery = Not calculated						
Ni 227.022	3.6	0.0002	0.00041	mg/L	0.0002	170.54 %
2009/03/10 16:26:24 QC value within limits for Ni 227.022 Recovery = Not calculated						
K 766.490	607.9	0.0019	0.00028	mg/L	0.0019	14.27 %
2009/03/10 16:26:24 QC value within limits for K 766.490 Recovery = Not calculated						
Na 589.592	-11.0	0.0000	0.00016	mg/L	0.0000	539.96 %
2009/03/10 16:26:24 QC value within limits for Na 589.592 Recovery = Not calculated						

Mean Data

ID: ICS (B) **Seq. No.:** 79 **A/S Pos:** 13

2009/03/10 16:31:30 All analyte(s) passed QC.

Sample Qty: g **Prep. Vol.:** **Dilution:** : **Date:** 2009/03/10 16:31:02

Analyte	Corr. Intensity	Conc (Calib)	Std. Dev.	Calib Units	Conc (Sample)	Std. Dev.	Sample Units	RSD
Y 371.029	2,782,967.5	1.04	0.005	mg/L				0.46 %
Y 324.227	1,686,149.2	1.06	0.005	mg/L				0.44 %
Sc 361.383	4,239,532.5	1.04	0.006	mg/L				0.58 %
Sc 357.253	3,103,377.5	1.07	0.005	mg/L				0.52 %
Ag 328.068	227,042.0	0.966	0.0079	mg/L	0.966			0.82 %
Al 308.215	-1,049.8	-0.0285	0.00093	mg/L	-0.0285			3.28 %
Al 396.153	37.3	0.0003	0.00024	mg/L	0.0003			90.81 %
As 188.979	0.7	0.0010	0.00474	mg/L	0.0010			461.07 %
Ba 493.408	2,907,557.2	0.481	0.0027	mg/L	0.481			0.56 %
2009/03/10 16:31:28 QC value within limits for Ba 493.408 Recovery = 96.12%								
Be 313.107	2,841,951.0	0.463	0.0023	mg/L	0.463			0.49 %
2009/03/10 16:31:28 QC value within limits for Be 313.107 Recovery = 92.63%								
Ca 317.933	1,432.5	0.0060	0.00066	mg/L	0.0060			11.11 %
Ca 315.887	468.5	0.0032	0.00036	mg/L	0.0032			11.08 %
Cd 214.440	96,810.5	0.961	0.0050	mg/L	0.961			0.52 %
2009/03/10 16:31:28 QC value within limits for Cd 214.440 Recovery = 96.10%								
Co 228.616	12,356.9	0.470	0.0016	mg/L	0.470			0.34 %
2009/03/10 16:31:28 QC value within limits for Co 228.616 Recovery = 93.93%								

Fe 238.204	3,819.9	0.0388	0.00032	mg/L	0.0388	0.82 %
Fe 238.863	1,553.7	0.0528	0.00082	mg/L	0.0528	1.55 %
Mg 279.077	-190.2	-0.0090	0.00082	mg/L	-0.0090	9.08 %
Mn 257.610	305,183.6	0.487	0.0020	mg/L	0.487	0.41 %
2009/03/10 16:31:28 QC value within limits for Mn 257.610 Recovery = 97.49%						
Mo 202.031	4.4	0.0003	0.00025	mg/L	0.0003	85.78 %
Na 330.237	-1,635.1	-3.15	0.089	mg/L	-3.15	2.81 %
Pb 220.353	9,824.2	0.962	0.0062	mg/L	0.962	0.64 %
2009/03/10 16:31:28 QC value within limits for Pb 220.353 Recovery = 96.17%						
Sb 206.836	14.7	0.0086	0.00077	mg/L	0.0086	8.90 %
Se 196.026	-3.3	-0.0045	0.00610	mg/L	-0.0045	136.90 %
Tl 190.801	-1.2	-0.0014	0.00259	mg/L	-0.0014	178.68 %
V 292.402	159,660.4	0.488	0.0019	mg/L	0.488	0.38 %
2009/03/10 16:31:28 QC value within limits for V 292.402 Recovery = 97.63%						
Zn 213.857	59,072.7	0.969	0.0048	mg/L	0.969	0.49 %
2009/03/10 16:31:28 QC value within limits for Zn 213.857 Recovery = 96.91%						
Cr 267.716	105,943.0	0.482	0.0019	mg/L	0.482	0.38 %
2009/03/10 16:31:28 QC value within limits for Cr 267.716 Recovery = 96.32%						
Cu 324.752	215,291.9	0.4808	0.00548	mg/L	0.4808	1.14 %
2009/03/10 16:31:28 QC value within limits for Cu 324.752 Recovery = 96.15%						
Ni 227.022	13,834.3	0.934	0.0045	mg/L	0.934	0.49 %
2009/03/10 16:31:28 QC value within limits for Ni 227.022 Recovery = 93.43%						
K 766.490	1,256.2	0.0040	0.00016	mg/L	0.0040	4.11 %
Na 589.592	2,791.4	0.0073	0.00040	mg/L	0.0073	5.46 %

Mean Data

ID: ICS (AB) Seq. No.: 80 A/S Pos: 14

2009/03/10 16:37:58 QC Failed. Continue with analysis.

Sample Qty: g Prep. Vol.: Dilution: : Date: 2009/03/10 16:37:31

Analyte	Corr. Intensity	Conc (Calib)	Std. Dev.	Calib Units	Conc (Sample)	Std. Dev.	Sample Units	RSD
Y 371.029	2,427,085.9	0.906	0.0039	mg/L				0.43 %
Y 324.227	1,491,776.5	0.936	0.0036	mg/L				0.38 %
Sc 361.383	3,862,635.6	0.943	0.0024	mg/L				0.26 %
Sc 357.253	2,806,747.4	0.964	0.0024	mg/L				0.25 %

Ag 328.068	214,706.1	0.914	0.0146	mg/L	0.914	1.60 %
Al 308.215	17,934,077.9	487	2.6	mg/L	487	0.53 %
2009/03/10 16:37:57 QC value within limits for Al 308.215 Recovery = 97.32%						
Al 396.153						%
As 188.979	-2.6	-0.0038	0.00476	mg/L	-0.0038	123.80 %
Ba 493.408	2,918,507.6	0.482	0.0026	mg/L	0.482	0.53 %
2009/03/10 16:37:57 QC value within limits for Ba 493.408 Recovery = 96.48%						
Be 313.107	2,879,460.8	0.469	0.0015	mg/L	0.469	0.32 %
2009/03/10 16:37:57 QC value within limits for Be 313.107 Recovery = 93.85%						
Ca 317.933						%
Ca 315.887	65,233,119.3	450	2.2	mg/L	450	0.50 %
2009/03/10 16:37:57 QC value within limits for Ca 315.887 Recovery = 89.92%						
Cd 214.440	88,883.5	0.882	0.0067	mg/L	0.882	0.75 %
2009/03/10 16:37:57 QC value within limits for Cd 214.440 Recovery = 88.24%						
Co 228.616	11,373.7	0.432	0.0024	mg/L	0.432	0.57 %
2009/03/10 16:37:57 QC value within limits for Co 228.616 Recovery = 86.46%						
Fe 238.204	13,847,412.7	141	0.6	mg/L	141	0.44 %
Fe 238.863	5,255,003.2	179	0.6	mg/L	179	0.33 %
2009/03/10 16:37:57 QC value within limits for Fe 238.863 Recovery = 89.28%						
Mg 279.077	10,415,561.9	495	2.2	mg/L	495	0.45 %
2009/03/10 16:37:57 QC value within limits for Mg 279.077 Recovery = 99.00%						
Mn 257.610	305,920.4	0.489	0.0046	mg/L	0.489	0.94 %
2009/03/10 16:37:57 QC value within limits for Mn 257.610 Recovery = 97.72%						
Mo 202.031	44.8	0.0029	0.00020	mg/L	0.0029	6.90 %
Na 330.237	-1,540.3	-2.97	0.035	mg/L	-2.97	1.18 %
Pb 220.353	8,506.1	0.833	0.0042	mg/L	0.833	0.50 %
2009/03/10 16:37:57 QC value less than the lower limit for Pb 220.353 Recovery = 83.27%						
Sb 206.836	73.2	0.0431	0.00428	mg/L	0.0431	9.94 %
Se 196.026	-31.9	-0.0426	0.00557	mg/L	-0.0426	13.10 %
Tl 190.801	-24.3	-0.0282	0.00681	mg/L	-0.0282	24.12 %
V 292.402	149,340.3	0.457	0.0044	mg/L	0.457	0.97 %
2009/03/10 16:37:57 QC value within limits for V 292.402 Recovery = 91.32%						
Zn 213.857	61,519.3	1.01	0.008	mg/L	1.01	0.82 %
2009/03/10 16:37:57 QC value within limits for Zn 213.857 Recovery = 100.92%						
Cr 267.716	101,113.8	0.460	0.0044	mg/L	0.460	0.96 %
2009/03/10 16:37:57 QC value within limits for Cr 267.716 Recovery = 91.93%						

Cu 324.752	246,536.8	0.5505	0.00366	mg/L	0.5505	0.67 %
2009/03/10 16:37:57 QC value within limits for Cu 324.752 Recovery = 110.11%						
Ni 227.022	11,851.7	0.800	0.0044	mg/L	0.800	0.55 %
2009/03/10 16:37:57 QC value less than the lower limit for Ni 227.022 Recovery = 80.04%						
K 766.490	6,269.8	0.0199	0.00046	mg/L	0.0199	2.30 %
Na 589.592	25,163.3	0.0660	0.00044	mg/L	0.0660	0.66 %

Mean Data

ID: 20 Seq. No.: 81 A/S Pos: 15

2009/03/10 16:44:13 All analyte(s) passed QC.

Sample Qty: g Prep. Vol.: Dilution: : Date: 2009/03/10 16:43:45

Analyte	Corr. Intensity	Conc (Calib)	Std. Dev.	Calib Units	Conc (Sample)	Std. Dev.	Sample Units	RSD
Y 371.029	2,688,559.0	1.00	0.001	mg/L				0.13 %
Y 324.227	1,642,596.7	1.03	0.001	mg/L				0.13 %
Sc 361.383	4,149,138.9	1.01	0.004	mg/L				0.36 %
Sc 357.253	3,065,872.7	1.05	0.004	mg/L				0.39 %
Ag 328.068	913.6	0.004	0.0007	mg/L	0.004			18.97 %
Al 308.215	733,475.3	19.9	0.10	mg/L	19.9			0.49 %
2009/03/10 16:44:11 QC value within limits for Al 308.215 Recovery = 99.51%								
Al 396.153	3,016,989.4	21.4	0.07	mg/L	21.4			0.33 %
As 188.979	13,016.3	19.3	0.04	mg/L	19.3			0.22 %
2009/03/10 16:44:11 QC value within limits for As 188.979 Recovery = 96.31%								
Ba 493.408								%
Be 313.107								%
Ca 317.933	4,681,237.5	19.5	0.04	mg/L	19.5			0.19 %
2009/03/10 16:44:11 QC value within limits for Ca 317.933 Recovery = 97.27%								
Ca 315.887	2,806,836.7	19.3	0.06	mg/L	19.3			0.30 %
2009/03/10 16:44:11 QC value within limits for Ca 315.887 Recovery = 96.73%								
Cd 214.440	1,779,524.7	17.7	0.03	mg/L	17.7			0.16 %
Co 228.616	502,654.7	19.1	0.07	mg/L	19.1			0.38 %
2009/03/10 16:44:11 QC value within limits for Co 228.616 Recovery = 95.52%								
Fe 238.204	1,819,906.1	18.5	0.05	mg/L	18.5			0.26 %
2009/03/10 16:44:11 QC value within limits for Fe 238.204 Recovery = 92.47%								
Fe 238.863	601,201.0	20.4	0.05	mg/L	20.4			0.25 %
2009/03/10 16:44:11 QC value within limits for Fe 238.863 Recovery = 102.14%								
Mg 279.077	410,209.9	19.5	0.09	mg/L	19.5			0.44 %
2009/03/10 16:44:11 QC value within limits for Mg 279.077 Recovery = 97.48%								

Mn 257.610	11,269,783.5	18.0	0.04	mg/L	18.0	0.22 %
2009/03/10 16:44:11 QC value within limits for Mn 257.610 Recovery = 90.00%						
Mo 202.031	285,725.5	18.6	0.06	mg/L	18.6	0.33 %
Na 330.237	-38,170.3	-93.5	0.00	mg/L	-93.5	0.00 %
Pb 220.353	192,885.2	18.9	0.07	mg/L	18.9	0.35 %
2009/03/10 16:44:11 QC value within limits for Pb 220.353 Recovery = 94.41%						
Sb 206.836	-38.4	-0.0226	0.00122	mg/L	-0.0226	5.41 %
Se 196.026	15,022.2	20.0	0.03	mg/L	20.0	0.14 %
Tl 190.801	16,538.1	19.2	0.05	mg/L	19.2	0.24 %
2009/03/10 16:44:11 QC value within limits for Tl 190.801 Recovery = 96.07%						
V 292.402	6,347,592.5	19.4	0.06	mg/L	19.4	0.29 %
2009/03/10 16:44:11 QC value within limits for V 292.402 Recovery = 97.04%						
Zn 213.857	1,087,546.6	17.8	0.01	mg/L	17.8	0.07 %
2009/03/10 16:44:11 QC value within limits for Zn 213.857 Recovery = 89.21%						
Cr 267.716	4,147,518.3	18.9	0.05	mg/L	18.9	0.25 %
2009/03/10 16:44:11 QC value within limits for Cr 267.716 Recovery = 94.27%						
Cu 324.752	9,265,366.2	20.69	0.110	mg/L	20.69	0.53 %
Ni 227.022	273,270.0	18.5	0.08	mg/L	18.5	0.41 %
2009/03/10 16:44:11 QC value within limits for Ni 227.022 Recovery = 92.27%						
K 766.490	21,310.1	0.0676	0.00092	mg/L	0.0676	1.37 %
Na 589.592	1,491,820.4	3.91	0.023	mg/L	3.91	0.58 %

EPA 245.2

03/13/09

Sample Information File C:\AAUSER\SAMPINFO\050102.SIF

Description : 031309
Batch ID : 031309
Volume Units : L
Weight Units : mg
Analyst : SMK
Sample Volume : 0.50

AS Loc	Sample ID	Sample Weight	Sample Units	User Dilution	Remarks
0	rinse				
1	CAL. BLK.				
2	0.5				
3	1.0				
4	3.0				
5	5.0				
6	8.0				
7	QC 4.0				
8	0.25 mdl				
9	LFB 4.0				
10	WM 0765.01				
11	WMD 0765.01				
12	WMS 0765.01				
13	0765.04				
14	0817.03				
15	0818.03				
16	0789.01				
17	0790.00				
18	0791.01				
19	0773.01				
20	0773.02				
21	0773.03				
22	0773.04				
23	0765.02				
24	0765.03				
25	0731.00				
26	TCLP B 02/27/09 x4				
27	TM 0735.00 x4				
28	TMD 0735.00				
29	TMS 0735.00				
30	TCLP B 03/06 x4				
31	0733.00 x4				
32	0814.00 x4				
33	0754.06 x100				4mL ^20mL
34	0734.00 x20				
35	0762.00 x4				
36	0792.00 x4				
37	0814.00 x50				
38	0732.01 x10				
39	0732.02 x10				
40	0840.00 x20				
41	0754.02 x20				
42	0754.06 x20				
43	0754.11 x20				
44	0754.12 x20				

Calculated + QC checked + Reported by SMK - 03/13/09

Method Name: Mercury
Method Description: Mercury
Element: Hg

Date: 03/13/2009
Technique:FI-MHS
Calibration Type:
Hg, Zero Intercept: Linear
Wavelength: 253.7 nm
Sample Info Name: 050102.SIF Results Data Set Name: 031309

Element: Hg Seq. No.: 59 AS Loc.: 1 Date: 03/13/2009
Sample ID: Calib Blank

Repl #	SampleConc µg/L	StndConc µg/L	BlnkCorr Signal	Peak Area	Peak Height	Time	Peak Stored
1			0.0000	-0.0003	0.0000	12:58:43	Yes
2			0.0001	0.0002	0.0001	12:59:22	Yes
3			0.0000	-0.0002	0.0000	01:00:02	Yes
Mean:			0.0000				
SD :			0.0000				
%RSD:			58.2854				

Auto-zero performed.

Element: Hg Seq. No.: 60 AS Loc.: 8 Date: 03/13/2009
Sample ID: 0.25

Repl #	SampleConc µg/L	StndConc µg/L	BlnkCorr Signal	Peak Area	Peak Height	Time	Peak Stored
1			0.0046	0.0177	0.0047	01:01:42	Yes
2			0.0047	0.0177	0.0047	01:02:21	Yes
3			0.0046	0.0177	0.0046	01:03:00	Yes
Mean:			0.0046				
SD :			0.0000				
%RSD:			0.9484				

[Hg] Standard number 1 applied. [0.250]
Correlation Coefficient: 1.00000 Slope: 0.01851

Element: Hg Seq. No.: 61 AS Loc.: 2 Date: 03/13/2009
Sample ID: 0.5

Repl #	SampleConc µg/L	StndConc µg/L	BlnkCorr Signal	Peak Area	Peak Height	Time	Peak Stored
1			0.0074	0.0282	0.0074	01:04:40	Yes
2			0.0076	0.0292	0.0077	01:05:19	Yes
3			0.0076	0.0292	0.0077	01:05:58	Yes
Mean:			0.0076				
SD :			0.0001				
%RSD:			1.7288				

[Hg] Standard number 2 applied. [0.500]
Correlation Coefficient: 0.96285 Slope: 0.01592

Element: Hg Seq. No.: 62 AS Loc.: 3 Date: 03/13/2009
Sample ID: 1

Repl #	SampleConc µg/L	StndConc µg/L	BlnkCorr Signal	Peak Area	Peak Height	Time	Peak Stored
1			0.0157	0.0603	0.0157	01:07:35	Yes
2			0.0159	0.0598	0.0159	01:08:16	Yes
3			0.0156	0.0591	0.0157	01:08:54	Yes
Mean:			0.0157				
SD :			0.0001				

%RSD: 0.7586
[Hg] Standard number 3 applied. [1.000]
Correlation Coefficient: 0.99603 Slope: 0.01578

Element: Hg Seq. No.: 63 AS Loc.: 4 Date: 03/13/2009
Sample ID: 3

Repl #	SampleConc µg/L	StndConc µg/L	BlnkCorr Signal	Peak Area	Peak Height	Time	Peak Stored
1			0.0448	0.1729	0.0448	01:10:34	Yes
2			0.0464	0.1782	0.0464	01:11:14	Yes
3			0.0471	0.1795	0.0472	01:11:53	Yes
Mean:			0.0461				
SD :			0.0012				
%RSD:			2.5883				

[Hg] Standard number 4 applied. [3.000]
Correlation Coefficient: 0.99967 Slope: 0.01542

Element: Hg Seq. No.: 64 AS Loc.: 5 Date: 03/13/2009
Sample ID: 5

Repl #	SampleConc µg/L	StndConc µg/L	BlnkCorr Signal	Peak Area	Peak Height	Time	Peak Stored
1			0.0718	0.2768	0.0718	01:13:33	Yes
2			0.0731	0.2780	0.0731	01:14:12	Yes
3			0.0731	0.2789	0.0732	01:14:51	Yes
Mean:			0.0727				
SD :			0.0008				
%RSD:			1.0433				

[Hg] Standard number 5 applied. [5.000]
Correlation Coefficient: 0.99910 Slope: 0.01481

Element: Hg Seq. No.: 65 AS Loc.: 6 Date: 03/13/2009
Sample ID: 8

Repl #	SampleConc µg/L	StndConc µg/L	BlnkCorr Signal	Peak Area	Peak Height	Time	Peak Stored
1			0.1092	0.4211	0.1092	01:16:32	Yes
2			0.1102	0.4186	0.1102	01:17:11	Yes
3			0.1112	0.4255	0.1112	01:17:50	Yes
Mean:			0.1102				
SD :			0.0010				
%RSD:			0.8842				

[Hg] Standard number 6 applied. [8.000]
Correlation Coefficient: 0.99839 Slope: 0.01416

Calibration data for Hg

Standard ID	Mean Signal (Pk Height)	Entered Concentration (µg/L)	Calculated Concentration (µg/L)	Standard Deviation	%RSD
Calib Blank	0.0000	---	----	----	----
0.25	0.0046	0.250	0.327	0.0000	0.9
0.5	0.0076	0.500	0.534	0.0001	1.7
1	0.0157	1.000	1.112	0.0001	0.8
3	0.0461	3.000	3.257	0.0012	2.6
5	0.0727	5.000	5.134	0.0008	1.0
8	0.1102	8.000	7.782	0.0010	0.9
Correlation Coefficient: 0.99839		Slope:	0.01416	----	

Perkin-Elmer AAWinLab: 03/13/2009, 01:18:28 PM

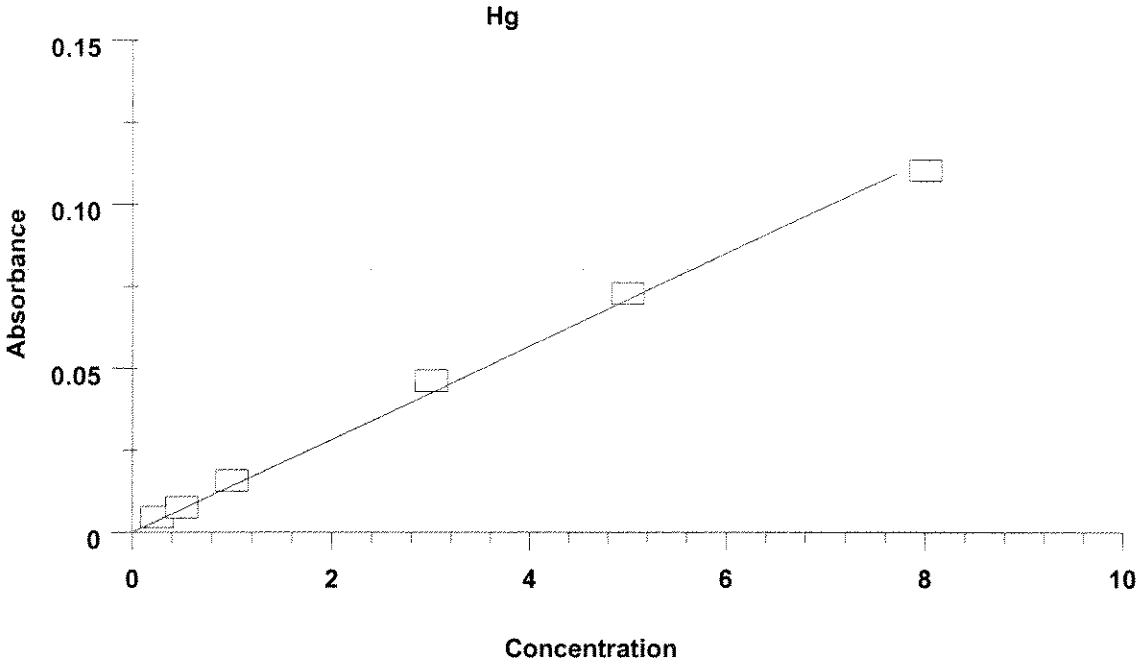

Element: Hg Seq. No.: 66 AS Loc.: 1 Date: 03/13/2009
Sample ID: Blank

Repl #	SampleConc µg/L	StndConc µg/L	BlnkCorr Signal	Peak Area	Peak Height	Time	Peak Stored
1	0.003	0.003	0.0000	0.0004	0.0001	01:24:36	Yes
2	0.004	0.004	0.0001	0.0006	0.0001	01:25:15	Yes
3	0.003	0.003	0.0000	0.0003	0.0001	01:25:54	Yes
Mean:	0.003	0.003	0.0000				
SD :	0.0005	0.0005	0.0000				
%RSD:	16.6	16.6	16.5572				

QC value within specified limits.

Element: Hg Seq. No.: 67 AS Loc.: 7 Date: 03/13/2009
Sample ID: QC 4.0

Repl #	SampleConc µg/L	StndConc µg/L	BlnkCorr Signal	Peak Area	Peak Height	Time	Peak Stored
1	2.827	2.827	0.0400	0.1581	0.0400	01:27:33	Yes

Element: Hg Seq. No.: 68 AS Loc.: 7 Date: 03/13/2009
Sample ID: QC 4.0

Repl #	SampleConc µg/L	StndConc µg/L	BlnkCorr Signal	Peak Area	Peak Height	Time	Peak Stored
1	3.081	3.081	0.0436	0.1695	0.0437	01:29:21	Yes
2	3.106	3.106	0.0440	0.1696	0.0440	01:30:00	Yes

Element: Hg Seq. No.: 69 AS Loc.: 7 Date: 03/13/2009
Sample ID: QC 4.0

Repl #	SampleConc µg/L	StndConc µg/L	BlnkCorr Signal	Peak Area	Peak Height	Time	Peak Stored
1	4.275	4.275	0.0605	0.2362	0.0605	01:31:58	Yes
2	4.371	4.371	0.0619	0.2402	0.0619	01:32:38	Yes
3	4.352	4.352	0.0616	0.2391	0.0616	01:33:17	Yes
Mean:	4.333	4.333	0.0613				
SD :	0.0511	0.0511	0.0007				
%RSD:	1.2	1.2	1.1784				

QC value within specified limits. 108 % QC LIMITS: 3.50-4.67

Element: Hg Seq. No.: 70 AS Loc.: 5 Date: 03/13/2009
Sample ID: ICVS 5.0

Repl #	SampleConc µg/L	StndConc µg/L	BlnkCorr Signal	Peak Area	Peak Height	Time	Peak Stored
1	4.749	4.749	0.0672	0.2648	0.0673	01:34:57	Yes
2	4.942	4.942	0.0700	0.2718	0.0700	01:35:36	Yes
3	4.859	4.859	0.0688	0.2673	0.0688	01:36:15	Yes
Mean:	4.850	4.850	0.0687				
SD :	0.0969	0.0969	0.0014				
%RSD:	2.0	2.0	1.9976				

QC value within specified limits. 97 % ICVS LIMITS: 95-105 %

Element: Hg Seq. No.: 71 AS Loc.: 8 Date: 03/13/2009
Sample ID: 0.25 mdl

Repl #	SampleConc µg/L	StndConc µg/L	BlnkCorr Signal	Peak Area	Peak Height	Time	Peak Stored
1	0.313	0.313	0.0044	0.0178	0.0045	01:37:57	Yes
2	0.329	0.329	0.0047	0.0186	0.0047	01:38:36	Yes
3	0.319	0.319	0.0045	0.0183	0.0046	01:39:15	Yes
Mean:	0.321	0.321	0.0045				

SD :	0.0080	0.0080	0.0001
%RSD:	2.5	2.5	2.5017

Element: Hg Seq. No.: 72 AS Loc.: 9 Date: 03/13/2009
Sample ID: LFB 4.0

Repl #	SampleConc µg/L	StndConc µg/L	BlnkCorr Signal	Peak Area	Peak Height	Time	Peak Stored
1	3.063	3.063	0.0434	0.1742	0.0434	01:40:54	Yes
2	3.084	3.084	0.0437	0.1726	0.0437	01:41:34	Yes
3	3.080	3.080	0.0436	0.1744	0.0436	01:42:14	Yes
Mean:	3.076	3.076	0.0435				
SD :	0.0112	0.0112	0.0002				
%RSD:	0.4	0.4	0.3656				

Element: Hg Seq. No.: 73 AS Loc.: 1 Date: 03/13/2009
Sample ID: Blank

Repl #	SampleConc µg/L	StndConc µg/L	BlnkCorr Signal	Peak Area	Peak Height	Time	Peak Stored
1	0.025	0.025	0.0004	0.0028	0.0004	01:44:26	Yes
2	0.007	0.007	0.0001	0.0010	0.0001	01:45:06	Yes
3	0.005	0.005	0.0001	0.0008	0.0001	01:45:45	Yes
Mean:	0.012	0.012	0.0002				
SD :	0.0113	0.0113	0.0002				
%RSD:	92.8	92.8	92.7917				

QC value within specified limits. ✓

Element: Hg Seq. No.: 74 AS Loc.: 9 Date: 03/13/2009
Sample ID: LFB 4.0

Repl #	SampleConc µg/L	StndConc µg/L	BlnkCorr Signal	Peak Area	Peak Height	Time	Peak Stored
1	3.404	3.404	0.0482	0.1916	0.0482	01:47:20	Yes
2	3.521	3.521	0.0499	0.1958	0.0499	01:47:59	Yes
3	3.412	3.412	0.0483	0.1919	0.0483	01:48:38	Yes
Mean:	3.446	3.446	0.0488				
SD :	0.0652	0.0652	0.0009				
%RSD:	1.9	1.9	1.8929				

✓ 86'/. LFB LIMITS: 85-115'/.

Element: Hg Seq. No.: 75 AS Loc.: 10 Date: 03/13/2009
Sample ID: WM 0765.01

Repl #	SampleConc µg/L	StndConc µg/L	BlnkCorr Signal	Peak Area	Peak Height	Time	Peak Stored
1	0.074	0.074	0.0010	0.0041	0.0011	01:50:14	Yes
2	0.085	0.085	0.0012	0.0053	0.0012	01:50:53	Yes
3	0.085	0.085	0.0012	0.0056	0.0012	01:51:32	Yes
Mean:	0.081	0.081	0.0012				
SD :	0.0066	0.0066	0.0001				
%RSD:	8.2	8.2	8.1634				

LD .00025

Element: Hg Seq. No.: 76 AS Loc.: 11 Date: 03/13/2009
Sample ID: WMD 0765.01

Repl #	SampleConc µg/L	StndConc µg/L	BlnkCorr Signal	Peak Area	Peak Height	Time	Peak Stored
1	0.071	0.071	0.0010	0.0045	0.0010	01:53:08	Yes
2	0.082	0.082	0.0012	0.0053	0.0012	01:53:47	Yes
3	0.083	0.083	0.0012	0.0059	0.0012	01:54:26	Yes
Mean:	0.079	0.079	0.0011				
SD :	0.0067	0.0067	0.0001				

%RSD: 8.5 8.5 8.4963 <0.00025 WMD LIMIT - 0.117

Element: Hg Seq. No.: 77 AS Loc.: 12 Date: 03/13/2009
Sample ID: WMS 0765.01

Repl #	SampleConc µg/L	StndConc µg/L	BlnkCorr Signal	Peak Area	Peak Height	Time	Peak Stored
1	3.167	3.167	0.0448	0.1762	0.0449	01:56:03	Yes
2	3.167	3.167	0.0448	0.1776	0.0449	01:56:42	Yes
3	3.144	3.144	0.0445	0.1744	0.0445	01:57:21	Yes
Mean:	3.159	3.159	0.0447				
SD :	0.0134	0.0134	0.0002				
%RSD:	0.4	0.4	0.4254				

78-79% WMS LIMITS: 73.3-118%

Element: Hg Seq. No.: 78 AS Loc.: 13 Date: 03/13/2009
Sample ID: 0765.04

Repl #	SampleConc µg/L	StndConc µg/L	BlnkCorr Signal	Peak Area	Peak Height	Time	Peak Stored
1	0.077	0.077	0.0011	0.0055	0.0011	01:59:00	Yes
2	0.084	0.084	0.0012	0.0057	0.0012	01:59:39	Yes
3	0.076	0.076	0.0011	0.0046	0.0011	02:00:18	Yes
Mean:	0.079	0.079	0.0011				
SD :	0.0046	0.0046	0.0001				
%RSD:	5.8	5.8	5.8162				

<0.00025

Element: Hg Seq. No.: 79 AS Loc.: 14 Date: 03/13/2009
Sample ID: 0817.03

Repl #	SampleConc µg/L	StndConc µg/L	BlnkCorr Signal	Peak Area	Peak Height	Time	Peak Stored
1	0.255	0.255	0.0036	0.0148	0.0036	02:01:58	Yes
2	0.281	0.281	0.0040	0.0163	0.0040	02:02:37	Yes
3	0.266	0.266	0.0038	0.0156	0.0038	02:03:16	Yes
Mean:	0.267	0.267	0.0038				
SD :	0.0135	0.0135	0.0002				
%RSD:	5.0	5.0	5.0460				

0.00027

Element: Hg Seq. No.: 80 AS Loc.: 15 Date: 03/13/2009
Sample ID: 0818.03

Repl #	SampleConc µg/L	StndConc µg/L	BlnkCorr Signal	Peak Area	Peak Height	Time	Peak Stored
1	0.266	0.266	0.0038	0.0154	0.0038	02:04:55	Yes
2	0.288	0.288	0.0041	0.0169	0.0041	02:05:34	Yes
3	0.282	0.282	0.0040	0.0161	0.0040	02:06:14	Yes
Mean:	0.279	0.279	0.0039				
SD :	0.0114	0.0114	0.0002				
%RSD:	4.1	4.1	4.1041				

0.00028

Element: Hg Seq. No.: 81 AS Loc.: 16 Date: 03/13/2009
Sample ID: 0789.01

Repl #	SampleConc µg/L	StndConc µg/L	BlnkCorr Signal	Peak Area	Peak Height	Time	Peak Stored
1	0.135	0.135	0.0019	0.0077	0.0019	02:07:54	Yes
2	0.147	0.147	0.0021	0.0088	0.0021	02:08:33	Yes
3	0.146	0.146	0.0021	0.0085	0.0021	02:09:12	Yes
Mean:	0.143	0.143	0.0020				
SD :	0.0067	0.0067	0.0001				
%RSD:	4.7	4.7	4.6646				

<0.00025

Element: Hg Seq. No.: 82 AS Loc.: 17 Date: 03/13/2009
Sample ID: 0790.00

Repl #	SampleConc µg/L	StndConc µg/L	BlnkCorr Signal	Peak Area	Peak Height	Time	Peak Stored
1	0.103	0.103	0.0015	0.0063	0.0015	02:10:53	Yes
2	0.102	0.102	0.0014	0.0061	0.0015	02:11:32	Yes
3	0.100	0.100	0.0014	0.0055	0.0014	02:12:11	Yes
Mean:	0.102	0.102	0.0014				
SD :	0.0018	0.0018	0.0000				
%RSD:	1.8	1.8	1.7542				

<0.00025

Element: Hg Seq. No.: 83 AS Loc.: 18 Date: 03/13/2009
Sample ID: 0791.01

Repl #	SampleConc µg/L	StndConc µg/L	BlnkCorr Signal	Peak Area	Peak Height	Time	Peak Stored
1	0.142	0.142	0.0020	0.0078	0.0020	02:13:53	Yes
2	0.153	0.153	0.0022	0.0089	0.0022	02:14:32	Yes
3	0.142	0.142	0.0020	0.0077	0.0020	02:15:11	Yes
Mean:	0.146	0.146	0.0021				
SD :	0.0066	0.0066	0.0001				
%RSD:	4.5	4.5	4.4918				

<0.00025

Element: Hg Seq. No.: 84 AS Loc.: 1 Date: 03/13/2009
Sample ID: Blank

Repl #	SampleConc µg/L	StndConc µg/L	BlnkCorr Signal	Peak Area	Peak Height	Time	Peak Stored
1	0.002	0.002	0.0000	0.0001	0.0001	02:16:50	Yes
2	0.001	0.001	0.0000	-0.0002	0.0000	02:17:30	Yes
3	0.002	0.002	0.0000	0.0001	0.0001	02:18:09	Yes
Mean:	0.002	0.002	0.0000				
SD :	0.0010	0.0010	0.0000				
%RSD:	59.5	59.5	59.4993				

QC value within specified limits. ✓

Element: Hg Seq. No.: 85 AS Loc.: 4 Date: 03/13/2009
Sample ID: CCVS 3.0

Repl #	SampleConc µg/L	StndConc µg/L	BlnkCorr Signal	Peak Area	Peak Height	Time	Peak Stored
1	3.153	3.153	0.0446	0.1785	0.0447	02:19:47	Yes
2	3.217	3.217	0.0455	0.1797	0.0456	02:20:26	Yes
3	3.159	3.159	0.0447	0.1785	0.0448	02:21:05	Yes
Mean:	3.176	3.176	0.0450				
SD :	0.0352	0.0352	0.0005				
%RSD:	1.1	1.1	1.1097				

QC value within specified limits. ✓ 105.9 CCVS LIMITS: 90-110%

Element: Hg Seq. No.: 86 AS Loc.: 19 Date: 03/13/2009
Sample ID: 0773.01

Repl #	SampleConc µg/L	StndConc µg/L	BlnkCorr Signal	Peak Area	Peak Height	Time	Peak Stored
1	0.206	0.206	0.0029	0.0124	0.0029	02:22:43	Yes
2	0.189	0.189	0.0027	0.0108	0.0027	02:23:22	Yes
3	0.167	0.167	0.0024	0.0093	0.0024	02:24:00	Yes
Mean:	0.187	0.187	0.0026				
SD :	0.0194	0.0194	0.0003				
%RSD:	10.4	10.4	10.3734				

<0.00025

Element: Hg Seq. No.: 87 AS Loc.: 20 Date: 03/13/2009
Sample ID: 0773.02

Repl #	SampleConc µg/L	StndConc µg/L	BlnkCorr Signal	Peak Area	Peak Height	Time	Peak Stored
1	0.114	0.114	0.0016	0.0063	0.0016	02:25:36	Yes
2	0.128	0.128	0.0018	0.0070	0.0018	02:26:15	Yes
3	0.119	0.119	0.0017	0.0065	0.0017	02:26:54	Yes
Mean:	0.120	0.120	0.0017				
SD :	0.0068	0.0068	0.0001				
%RSD:	5.7	5.7	5.6647				

LO:0025

Element: Hg Seq. No.: 88 AS Loc.: 21 Date: 03/13/2009
Sample ID: 0773.03

Repl #	SampleConc µg/L	StndConc µg/L	BlnkCorr Signal	Peak Area	Peak Height	Time	Peak Stored
1	0.115	0.115	0.0016	0.0066	0.0017	02:28:29	Yes
2	0.125	0.125	0.0018	0.0067	0.0018	02:29:08	Yes
3	0.114	0.114	0.0016	0.0055	0.0016	02:29:47	Yes
Mean:	0.118	0.118	0.0017				
SD :	0.0061	0.0061	0.0001				
%RSD:	5.2	5.2	5.2090				

LO·0025

Element: Hg Seq. No.: 89 AS Loc.: 22 Date: 03/13/2009
Sample ID: 0773.04

Repl #	SampleConc µg/L	StndConc µg/L	BlnkCorr Signal	Peak Area	Peak Height	Time	Peak Stored
1	0.207	0.207	0.0029	0.0121	0.0030	02:31:24	Yes
2	0.211	0.211	0.0030	0.0120	0.0030	02:32:03	Yes
3	0.193	0.193	0.0027	0.0108	0.0028	02:32:42	Yes
Mean:	0.204	0.204	0.0029				
SD :	0.0091	0.0091	0.0001				
%RSD:	4.5	4.5	4.4864				

LO·0025

Element: Hg Seq. No.: 90 AS Loc.: 23 Date: 03/13/2009
Sample ID: 0765.02

Repl #	SampleConc µg/L	StndConc µg/L	BlnkCorr Signal	Peak Area	Peak Height	Time	Peak Stored
1	0.083	0.083	0.0012	0.0042	0.0012	02:34:20	Yes
2	0.098	0.098	0.0014	0.0060	0.0014	02:34:59	Yes
3	0.091	0.091	0.0013	0.0048	0.0013	02:35:38	Yes
Mean:	0.091	0.091	0.0013				
SD :	0.0072	0.0072	0.0001				
%RSD:	7.9	7.9	7.8878				

LO·0025

Element: Hg Seq. No.: 91 AS Loc.: 24 Date: 03/13/2009
Sample ID: 0765.03

Repl #	SampleConc µg/L	StndConc µg/L	BlnkCorr Signal	Peak Area	Peak Height	Time	Peak Stored
1	0.054	0.054	0.0008	0.0035	0.0008	02:37:16	Yes
2	0.059	0.059	0.0008	0.0033	0.0009	02:37:55	Yes
3	0.063	0.063	0.0009	0.0038	0.0009	02:38:34	Yes
Mean:	0.058	0.058	0.0008				
SD :	0.0046	0.0046	0.0001				
%RSD:	7.9	7.9	7.8548				

LO·0025

Element: Hg Seq. No.: 92 AS Loc.: 25 Date: 03/13/2009

Sample ID: 0731.00

Repl #	SampleConc µg/L	StndConc µg/L	BlnkCorr Signal	Peak Area	Peak Height	Time	Peak Stored
1	0.059	0.059	0.0008	0.0035	0.0009	02:40:13	Yes
2	0.062	0.062	0.0009	0.0037	0.0009	02:40:52	Yes
3	0.063	0.063	0.0009	0.0035	0.0009	02:41:31	Yes
Mean:	0.061	0.061	0.0009				
SD :	0.0020	0.0020	0.0000				
%RSD:	3.2	3.2	3.2211				

<0.0002 S

Element: Hg Seq. No.: 93 AS Loc.: 26 Date: 03/13/2009
Sample ID: TCLP B 02/27/09 x4

Repl #	SampleConc µg/L	StndConc µg/L	BlnkCorr Signal	Peak Area	Peak Height	Time	Peak Stored
1	0.072	0.072	0.0010	0.0047	0.0010	02:43:12	Yes
2	0.069	0.069	0.0010	0.0042	0.0010	02:43:52	Yes
3	0.073	0.073	0.0010	0.0042	0.0011	02:44:31	Yes
Mean:	0.071	0.071	0.0010				
SD :	0.0023	0.0023	0.0000				
%RSD:	3.2	3.2	3.1703				

<0.001

Element: Hg Seq. No.: 94 AS Loc.: 27 Date: 03/13/2009
Sample ID: TM 0735.00 x4

Repl #	SampleConc µg/L	StndConc µg/L	BlnkCorr Signal	Peak Area	Peak Height	Time	Peak Stored
1	0.071	0.071	0.0010	0.0043	0.0010	02:46:13	Yes
2	0.077	0.077	0.0011	0.0048	0.0011	02:46:53	Yes
3	0.078	0.078	0.0011	0.0047	0.0011	02:47:32	Yes
Mean:	0.075	0.075	0.0011				
SD :	0.0037	0.0037	0.0001				
%RSD:	5.0	5.0	4.9568				

<0.001

Element: Hg Seq. No.: 95 AS Loc.: 28 Date: 03/13/2009
Sample ID: TMD 0735.00

Repl #	SampleConc µg/L	StndConc µg/L	BlnkCorr Signal	Peak Area	Peak Height	Time	Peak Stored
1	0.081	0.081	0.0012	0.0048	0.0012	02:49:09	Yes
2	0.085	0.085	0.0012	0.0044	0.0012	02:49:48	Yes
3	0.086	0.086	0.0012	0.0051	0.0013	02:50:27	Yes
Mean:	0.084	0.084	0.0012				
SD :	0.0025	0.0025	0.0000				
%RSD:	3.0	3.0	2.9620				

<0.001 TMD LIMIT = 0.156

Element: Hg Seq. No.: 96 AS Loc.: 1 Date: 03/13/2009
Sample ID: Blank

Repl #	SampleConc µg/L	StndConc µg/L	BlnkCorr Signal	Peak Area	Peak Height	Time	Peak Stored
1	0.126	0.126	0.0018	0.0077	0.0018	02:52:02	Yes
2	0.123	0.123	0.0017	0.0068	0.0018	02:52:41	Yes
3	0.127	0.127	0.0018	0.0080	0.0018	02:53:20	Yes
Mean:	0.125	0.125	0.0018				
SD :	0.0020	0.0020	0.0000				
%RSD:	1.6	1.6	1.6290				

QC value within specified limits. ✓

Element: Hg Seq. No.: 97 AS Loc.: 4 Date: 03/13/2009
Sample ID: CCVS 3.0

Repl #	SampleConc µg/L	StndConc µg/L	BlnkCorr Signal	Peak Area	Peak Height	Time	Peak Stored
1	2.812	2.812	0.0398	0.1633	0.0398	02:54:58	Yes
2	2.898	2.898	0.0410	0.1667	0.0411	02:55:37	Yes
3	2.860	2.860	0.0405	0.1663	0.0405	02:56:16	Yes
Mean:	2.857	2.857	0.0404				
SD :	0.0430	0.0430	0.0006				
%RSD:	1.5	1.5	1.5062				

QC value within specified limits. ✓

95% CCVS LIMITS: 90-110%

Element: Hg Seq. No.: 98 AS Loc.: 29 Date: 03/13/2009
Sample ID: TMS 0735.00

Repl #	SampleConc µg/L	StndConc µg/L	BlnkCorr Signal	Peak Area	Peak Height	Time	Peak Stored
1	3.129	3.129	0.0443	0.1757	0.0443	02:57:54	Yes
2	3.137	3.137	0.0444	0.1756	0.0444	02:58:32	Yes
3	3.148	3.148	0.0446	0.1768	0.0446	02:59:12	Yes
Mean:	3.138	3.138	0.0444				
SD :	0.0099	0.0099	0.0001				
%RSD:	0.3	0.3	0.3141				

78% TMS LIMITS: 77.3-118.1%

Element: Hg Seq. No.: 99 AS Loc.: 30 Date: 03/13/2009
Sample ID: TCLP B 03/06 x4

Repl #	SampleConc µg/L	StndConc µg/L	BlnkCorr Signal	Peak Area	Peak Height	Time	Peak Stored
1	0.074	0.074	0.0011	0.0044	0.0011	03:00:48	Yes
2	0.075	0.075	0.0011	0.0043	0.0011	03:01:27	Yes
3	0.081	0.081	0.0011	0.0057	0.0012	03:02:06	Yes
Mean:	0.077	0.077	0.0011				
SD :	0.0036	0.0036	0.0001				
%RSD:	4.7	4.7	4.7088				

<0.001

Element: Hg Seq. No.: 100 AS Loc.: 1 Date: 03/13/2009
Sample ID: Blank

Repl #	SampleConc µg/L	StndConc µg/L	BlnkCorr Signal	Peak Area	Peak Height	Time	Peak Stored
1	0.117	0.117	0.0017	0.0066	0.0017	03:10:47	Yes
2	0.121	0.121	0.0017	0.0075	0.0017	03:11:26	Yes
3	0.120	0.120	0.0017	0.0071	0.0017	03:12:06	Yes
Mean:	0.119	0.119	0.0017				
SD :	0.0022	0.0022	0.0000				
%RSD:	1.8	1.8	1.8379				

QC value within specified limits. ✓

Element: Hg Seq. No.: 101 AS Loc.: 38 Date: 03/13/2009
Sample ID: 0732.01 x10

Repl #	SampleConc µg/L	StndConc µg/L	BlnkCorr Signal	Peak Area	Peak Height	Time	Peak Stored
1	0.101	0.101	0.0014	0.0074	0.0015	03:13:42	Yes
2	0.109	0.109	0.0015	0.0083	0.0016	03:14:21	Yes
3	0.107	0.107	0.0015	0.0080	0.0016	03:15:01	Yes
Mean:	0.105	0.105	0.0015				
SD :	0.0043	0.0043	0.0001				
%RSD:	4.1	4.1	4.1037				

<0.0025

Element: Hg Seq. No.: 102 AS Loc.: 39 Date: 03/13/2009
Sample ID: 0732.02 x10

Repl #	SampleConc µg/L	StndConc µg/L	BlnkCorr Signal	Peak Area	Peak Height	Time	Peak Stored
1	0.051	0.051	0.0007	0.0043	0.0008	03:16:37	Yes
2	0.053	0.053	0.0008	0.0038	0.0008	03:17:16	Yes
3	0.052	0.052	0.0007	0.0036	0.0008	03:17:55	Yes
Mean:	0.052	0.052	0.0007				
SD :	0.0009	0.0009	0.0000				
%RSD:	1.7	1.7	1.6866				

<0.0025

Element: Hg Seq. No.: 103 AS Loc.: 1 Date: 03/13/2009
Sample ID: Blank

Repl #	SampleConc µg/L	StndConc µg/L	BlnkCorr Signal	Peak Area	Peak Height	Time	Peak Stored

Element: Hg Seq. No.: 103 AS Loc.: 1 Date: 03/13/2009
Sample ID: Blank

Repl #	SampleConc µg/L	StndConc µg/L	BlnkCorr Signal	Peak Area	Peak Height	Time	Peak Stored
1	0.114	0.114	0.0016	0.0068	0.0016	03:20:48	Yes
2	0.123	0.123	0.0017	0.0083	0.0018	03:21:28	Yes
3	0.121	0.121	0.0017	0.0075	0.0017	03:22:07	Yes
Mean:	0.119	0.119	0.0017				
SD :	0.0046	0.0046	0.0001				
%RSD:	3.8	3.8	3.8399	✓			

QC value within specified limits.

Element: Hg Seq. No.: 104 AS Loc.: 32 Date: 03/13/2009
Sample ID: 0814.00 x4

Repl #	SampleConc µg/L	StndConc µg/L	BlnkCorr Signal	Peak Area	Peak Height	Time	Peak Stored
1	0.069	0.069	0.0010	0.0040	0.0010	03:23:45	Yes
2	0.073	0.073	0.0010	0.0042	0.0011	03:24:24	Yes
3	0.078	0.078	0.0011	0.0046	0.0011	03:25:03	Yes
Mean:	0.074	0.074	0.0010				
SD :	0.0047	0.0047	0.0001				
%RSD:	6.4	6.4	6.4319	✓			

<0.001

Element: Hg Seq. No.: 105 AS Loc.: 1 Date: 03/13/2009
Sample ID: Blank

Repl #	SampleConc µg/L	StndConc µg/L	BlnkCorr Signal	Peak Area	Peak Height	Time	Peak Stored
1	0.073	0.073	0.0010	0.0053	0.0011	03:27:06	Yes
2	0.066	0.066	0.0009	0.0045	0.0010	03:27:45	Yes
3	0.069	0.069	0.0010	0.0050	0.0010	03:28:24	Yes
Mean:	0.069	0.069	0.0010				
SD :	0.0032	0.0032	0.0000				
%RSD:	4.6	4.6	4.6195				

QC value within specified limits. ✓

Element: Hg Seq. No.: 106 AS Loc.: 37 Date: 03/13/2009
Sample ID: 0814.00 x50

Repl #	SampleConc µg/L	StndConc µg/L	BlnkCorr Signal	Peak Area	Peak Height	Time	Peak Stored
1	0.163	0.163	0.0023	0.0121	0.0023	03:30:00	Yes
2	0.097	0.097	0.0014	0.0071	0.0014	03:30:39	Yes
3	0.090	0.090	0.0013	0.0063	0.0013	03:31:18	Yes
Mean:	0.117	0.117	0.0016				
SD :	0.0401	0.0401	0.0006				
%RSD:	34.4	34.4	34.3857				

LO 0125

Elément: Hg Seq. No.: 103 AS Loc.: 1 Date: 03/13/2009
Sample ID: Blank

Repl #	SampleConc µg/L	StndConc µg/L	BlnkCorr Signal	Peak Area	Peak Height	Time	Peak Stored

Element: Hg Seq. No.: 103 AS Loc.: 1 Date: 03/13/2009
Sample ID: Blank

Repl #	SampleConc µg/L	StndConc µg/L	BlnkCorr Signal	Peak Area	Peak Height	Time	Peak Stored
1	0.114	0.114	0.0016	0.0068	0.0016	03:20:48	Yes
2	0.123	0.123	0.0017	0.0083	0.0018	03:21:28	Yes
3	0.121	0.121	0.0017	0.0075	0.0017	03:22:07	Yes
Mean:	0.119	0.119	0.0017				
SD :	0.0046	0.0046	0.0001				
%RSD:	3.8	3.8	3.8399	✓			

QC value within specified limits.

Element: Hg Seq. No.: 104 AS Loc.: 32 Date: 03/13/2009
Sample ID: 0814.00 x4

Repl #	SampleConc µg/L	StndConc µg/L	BlnkCorr Signal	Peak Area	Peak Height	Time	Peak Stored
1	0.069	0.069	0.0010	0.0040	0.0010	03:23:45	Yes
2	0.073	0.073	0.0010	0.0042	0.0011	03:24:24	Yes
3	0.078	0.078	0.0011	0.0046	0.0011	03:25:03	Yes
Mean:	0.074	0.074	0.0010				
SD :	0.0047	0.0047	0.0001	✓			
%RSD:	6.4	6.4	6.4319				

Lo 001

Element: Hg Seq. No.: 105 AS Loc.: 1 Date: 03/13/2009
Sample ID: Blank

Repl #	SampleConc µg/L	StndConc µg/L	BlnkCorr Signal	Peak Area	Peak Height	Time	Peak Stored
1	0.073	0.073	0.0010	0.0053	0.0011	03:27:06	Yes
2	0.066	0.066	0.0009	0.0045	0.0010	03:27:45	Yes
3	0.069	0.069	0.0010	0.0050	0.0010	03:28:24	Yes
Mean:	0.069	0.069	0.0010				
SD :	0.0032	0.0032	0.0000				
%RSD:	4.6	4.6	4.6195				

QC value within specified limits. ✓

Element: Hg Seq. No.: 106 AS Loc.: 37 Date: 03/13/2009
Sample ID: 0814.00 x50

Repl #	SampleConc µg/L	StndConc µg/L	BlnkCorr Signal	Peak Area	Peak Height	Time	Peak Stored
1	0.163	0.163	0.0023	0.0121	0.0023	03:30:00	Yes
2	0.097	0.097	0.0014	0.0071	0.0014	03:30:39	Yes
3	0.090	0.090	0.0013	0.0063	0.0013	03:31:18	Yes
Mean:	0.117	0.117	0.0016				
SD :	0.0401	0.0401	0.0006				
%RSD:	34.4	34.4	34.3857				

LO·0125

Element: Hg Seq. No.: 107 AS Loc.: 1 Date: 03/13/2009
Sample ID: Blank

Repl #	SampleConc µg/L	StndConc µg/L	BlnkCorr Signal	Peak Area	Peak Height	Time	Peak Stored
1	0.070	0.070	0.0010	0.0046	0.0010	03:33:23	Yes
2	0.067	0.067	0.0010	0.0042	0.0010	03:34:02	Yes
3	0.063	0.063	0.0009	0.0032	0.0009	03:34:41	Yes
Mean:	0.067	0.067	0.0009				
SD :	0.0039	0.0039	0.0001				
%RSD:	5.8	5.8	5.7959				

QC value within specified limits.

Element: Hg Seq. No.: 108 AS Loc.: 40 Date: 03/13/2009
Sample ID: 0840.00 x20

Repl #	SampleConc µg/L	StndConc µg/L	BlnkCorr Signal	Peak Area	Peak Height	Time	Peak Stored
1	1.558	1.558	0.0221	0.0903	0.0221	03:36:18	Yes
2	1.570	1.570	0.0222	0.0908	0.0223	03:36:57	Yes
3	1.557	1.557	0.0220	0.0905	0.0221	03:37:36	Yes
Mean:	1.562	1.562	0.0221				
SD :	0.0073	0.0073	0.0001				
%RSD:	0.5	0.5	0.4674				

0.031

Element: Hg Seq. No.: 109 AS Loc.: 41 Date: 03/13/2009
Sample ID: 0754.02 x20

Repl #	SampleConc µg/L	StndConc µg/L	BlnkCorr Signal	Peak Area	Peak Height	Time	Peak Stored
1	0.562	0.562	0.0080	0.0364	0.0080	03:39:13	Yes
2	0.535	0.535	0.0076	0.0310	0.0076	03:39:52	Yes
3	0.543	0.543	0.0077	0.0320	0.0077	03:40:31	Yes
Mean:	0.547	0.547	0.0077				
SD :	0.0138	0.0138	0.0002				
%RSD:	2.5	2.5	2.5307				

0.001

Element: Hg Seq. No.: 110 AS Loc.: 42 Date: 03/13/2009
Sample ID: 0754.06 x20

Repl #	SampleConc µg/L	StndConc µg/L	BlnkCorr Signal	Peak Area	Peak Height	Time	Peak Stored
1	25.63	25.63	0.3629	1.5161	0.3629	03:42:09	Yes
Sample absorbance is greater than that of the highest standard.							
2	25.61	25.61	0.3625	1.5117	0.3626	03:42:48	Yes
Sample absorbance is greater than that of the highest standard.							
3	25.59	25.59	0.3623	1.5221	0.3623	03:43:27	Yes
Sample absorbance is greater than that of the highest standard.							
Mean:	25.61	25.61	0.3626				
SD :	0.0204	0.0204	0.0003				
%RSD:							

RR

Sample absorbance is greater than that of the highest standard.

Element: Hg Seq. No.: 111 AS Loc.: 43 Date: 03/13/2009
Sample ID: 0754.11 x20

Repl #	SampleConc µg/L	StndConc µg/L	BlnkCorr Signal	Peak Area	Peak Height	Time	Peak Stored
1	1.239	1.239	0.0175	0.0746	0.0176	03:45:05	Yes
2	1.260	1.260	0.0178	0.0751	0.0179	03:45:44	Yes
3	1.237	1.237	0.0175	0.0731	0.0175	03:46:24	Yes
Mean:	1.245	1.245	0.0176				
SD :	0.0128	0.0128	0.0002				
%RSD:	1.0	1.0	1.0267				

0.025

Element: Hg Seq. No.: 112 AS Loc.: 44 Date: 03/13/2009
Sample ID: 0754.12 x20

Repl #	SampleConc µg/L	StndConc µg/L	BlnkCorr Signal	Peak Area	Peak Height	Time	Peak Stored
1	1.529	1.529	0.0217	0.0882	0.0217	03:48:04	Yes
2	1.575	1.575	0.0223	0.0907	0.0223	03:48:43	Yes
3	1.558	1.558	0.0221	0.0902	0.0221	03:49:22	Yes
Mean:	1.554	1.554	0.0220				
SD :	0.0229	0.0229	0.0003				
%RSD:	1.5	1.5	1.4762				

0-031

Element: Hg Seq. No.: 113 AS Loc.: 1 Date: 03/13/2009
Sample ID: Blank

Repl #	SampleConc µg/L	StndConc µg/L	BlnkCorr Signal	Peak Area	Peak Height	Time	Peak Stored
1	0.081	0.081	0.0011	0.0053	0.0012	03:52:00	Yes
2	0.091	0.091	0.0013	0.0059	0.0013	03:52:39	Yes
3	0.086	0.086	0.0012	0.0043	0.0012	03:53:18	Yes
Mean:	0.086	0.086	0.0012				
SD :	0.0051	0.0051	0.0001				
%RSD:	5.9	5.9	5.9441				

QC value within specified limits.

Element: Hg Seq. No.: 114 AS Loc.: 31 Date: 03/13/2009
Sample ID: 0733.00 x4

Repl #	SampleConc µg/L	StndConc µg/L	BlnkCorr Signal	Peak Area	Peak Height	Time	Peak Stored
1	0.089	0.089	0.0013	0.0049	0.0013	03:54:55	Yes
2	0.096	0.096	0.0014	0.0054	0.0014	03:55:34	Yes
3	0.094	0.094	0.0013	0.0059	0.0014	03:56:13	Yes
Mean:	0.093	0.093	0.0013				
SD :	0.0036	0.0036	0.0001				
%RSD:	3.9	3.9	3.9205				

<0.001

Element: Hg Seq. No.: 115 AS Loc.: 1 Date: 03/13/2009
Sample ID: Blank

Repl #	SampleConc µg/L	StndConc µg/L	BlnkCorr Signal	Peak Area	Peak Height	Time	Peak Stored
1	0.103	0.103	0.0015	0.0060	0.0015	03:58:47	Yes
2	0.094	0.094	0.0013	0.0052	0.0014	03:59:26	Yes
3	0.099	0.099	0.0014	0.0061	0.0014	04:00:05	Yes
Mean:	0.099	0.099	0.0014				
SD :	0.0047	0.0047	0.0001				
%RSD:	4.8	4.8	4.8097				

QC value within specified limits. ✓

Element: Hg Seq. No.: 116 AS Loc.: 33 Date: 03/13/2009
Sample ID: 0754.06 x100

Repl #	SampleConc µg/L	StndConc µg/L	BlnkCorr Signal	Peak Area	Peak Height	Time	Peak Stored
1	5.597	5.597	0.0792	0.3246	0.0793	04:01:42	Yes
2	5.709	5.709	0.0808	0.3284	0.0809	04:02:21	Yes
3	5.678	5.678	0.0804	0.3282	0.0804	04:03:00	Yes
Mean:	5.661	5.661	0.0802				
SD :	0.0581	0.0581	0.0008				
%RSD:	1.0	1.0	1.0266				

0.057

Element: Hg Seq. No.: 117 AS Loc.: 34 Date: 03/13/2009
Sample ID: 0734.00 x20

Repl #	SampleConc µg/L	StndConc µg/L	BlnkCorr Signal	Peak Area	Peak Height	Time	Peak Stored
1	0.388	0.388	0.0055	0.0227	0.0055	04:04:38	Yes
2	0.400	0.400	0.0057	0.0230	0.0057	04:05:17	Yes
3	0.398	0.398	0.0056	0.0233	0.0057	04:05:56	Yes
Mean:	0.395	0.395	0.0056				
SD :	0.0061	0.0061	0.0001				
%RSD:	1.5	1.5	1.5361				

0.0079

Element: Hg Seq. No.: 118 AS Loc.: 35 Date: 03/13/2009
Sample ID: 0762.00 x4

Repl #	SampleConc µg/L	StndConc µg/L	BlnkCorr Signal	Peak Area	Peak Height	Time	Peak Stored
1	0.402	0.402	0.0057	0.0239	0.0057	04:07:35	Yes
2	0.409	0.409	0.0058	0.0235	0.0058	04:08:14	Yes
3	0.407	0.407	0.0058	0.0239	0.0058	04:08:53	Yes
Mean:	0.406	0.406	0.0058				
SD :	0.0034	0.0034	0.0000				
%RSD:	0.8	0.8	0.8365				

0.0016

Element: Hg Seq. No.: 119 AS Loc.: 36 Date: 03/13/2009
Sample ID: 0792.00 x4

Repl #	SampleConc µg/L	StndConc µg/L	BlnkCorr Signal	Peak Area	Peak Height	Time	Peak Stored
1	1.547	1.547	0.0219	0.0911	0.0219	04:10:33	Yes
2	1.571	1.571	0.0222	0.0929	0.0223	04:11:13	Yes
3	1.578	1.578	0.0223	0.0923	0.0224	04:11:52	Yes
Mean:	1.566	1.566	0.0222				
SD :	0.0162	0.0162	0.0002				
%RSD:	1.0	1.0	1.0367				

0.0063

Element: Hg Seq. No.: 120 AS Loc.: 0 Date: 03/13/2009
Sample ID: rinse

Repl #	SampleConc µg/L	StndConc µg/L	BlnkCorr Signal	Peak Area	Peak Height	Time	Peak Stored
1	0.008	0.008	0.0001	0.0009	0.0001	04:14:45	Yes
2	0.005	0.005	0.0001	-0.0002	0.0001	04:15:25	Yes
3	0.010	0.010	0.0001	0.0010	0.0002	04:16:04	Yes
Mean:	0.008	0.008	0.0001				
SD :	0.0028	0.0028	0.0000				
%RSD:	36.4	36.4	36.3756				

Element: Hg Seq. No.: 121 AS Loc.: 1 Date: 03/13/2009
Sample ID: Blank

Repl #	SampleConc µg/L	StndConc µg/L	BlnkCorr Signal	Peak Area	Peak Height	Time	Peak Stored
1	0.100	0.100	0.0014	0.0064	0.0014	04:17:38	Yes
2	0.100	0.100	0.0014	0.0060	0.0014	04:18:17	Yes
3	0.089	0.089	0.0013	0.0048	0.0013	04:18:56	Yes
Mean:	0.096	0.096	0.0014				
SD :	0.0061	0.0061	0.0001				
%RSD:	6.3	6.3	6.2847				

QC value within specified limits.

Element: Hg Seq. No.: 122 AS Loc.: 7 Date: 03/13/2009
Sample ID: QC 4.0

Repl #	SampleConc µg/L	StndConc µg/L	BlnkCorr Signal	Peak Area	Peak Height	Time	Peak Stored
1	4.247	4.247	0.0601	0.2488	0.0602	04:20:36	Yes
2	4.285	4.285	0.0607	0.2504	0.0607	04:21:15	Yes
3	4.309	4.309	0.0610	0.2524	0.0610	04:21:55	Yes
Mean:	4.281	4.281	0.0606				
SD :	0.0312	0.0312	0.0004				
%RSD:	0.7	0.7	0.7296				

QC value within specified limits. 107 1% QC LIMITS: 3.50-4.67

Element: Hg Seq. No.: 123 AS Loc.: 4 Date: 03/13/2009
Sample ID: CCVS 3.0

Repl #	SampleConc µg/L	StndConc µg/L	BlnkCorr Signal	Peak Area	Peak Height	Time	Peak Stored
1	2.994	2.994	0.0424	0.1780	0.0424	04:23:36	Yes
2	3.051	3.051	0.0432	0.1813	0.0432	04:24:16	Yes
3	3.032	3.032	0.0429	0.1805	0.0430	04:24:55	Yes
Mean:	3.026	3.026	0.0428				
SD :	0.0288	0.0288	0.0004				
%RSD:	1.0	1.0	0.9533				

QC value within specified limits. 100.9% CCVS LIMITS: 90-110%

GENERAL CHEMISTRY QC DELIVERABLES

CONFORMANCE / NON-CONFORMANCE SUMMARY

Wet Chemistry

pH,Chlorides,TDS,TSS

QC Package for Sample Batch: 290790.00

< QC criteria were met for the following unless otherwise stated :

* Method Blank
* Duplicate RPD
* Spike % Recoveries
* Reference Sample
* Holding Time (SW846)
* Laboratory Control Standard

NYSDEC - ASP
3
BLANKS

Lab Name: ECOTEST LABORATORY Contract:

Lab Code: Case No.: SAS No.: SDG No.:290790

Preparation Blank Matrix (soil/water):water

Preparation Blank Concentration Units (ug/L or mg/Kg):

Analyte	Initial Calib. Blank (ug/L)	C	Continuing Calibration 1	C	2	C	3	C	Prepa-ration Blank	C	M
pH									N/A		
Chloride									4000.000		
TDS									1000.000		
TSS									4000.000		

FORM III - IN

NYSDEC - ASP

5A
SPIKE SAMPLE RECOVERY

NYSDEC SAMPLE NO.

Lab Name: ECOTEST LABORATORY Contract:_____

Lab Code:_____ Case No.:_____ SAS No.:_____ SDG No.:290790

Matrix (soil/water):water_____ Level (low/med):Low

% Solids for Sample: _____

Concentration Units (ug/L or mg/Kg wet weight):ug/L_____

Analyte	Control Limit %R	Spiked Sample Result (SSR)	C	Sample Result (SR)	C	Spike Added (SA)	%R	Q	M
Chlorides	75-125	75.0000		25.0000		50000.00	100.0		

Comments:

_____

_____

_____

_____

FORM V (PART 1) - IN

NYSDEC - ASP
6
DUPLICATES

NYSDEC SAMPLE NO.

Lab Name: ECOTEST LABORATORY Contract: _____

Lab Code: _____ Case No :_____ SAS No.: _____ SDG No.:290790

Martix (soil/water) : water_____ Level (low/med):Low

% Solids for Sample: _____ % Solids for Duplicate: _____

Concentration Units (ug/L or mg/Kg dry weight):ug/L _____

Analyte	Control Limit	Sample (S)	C	Duplicate (D)	C	RPD	Q	M
pH	5.80-6.08	7.8300		7.8000		0.4		M
Chloride	48.1-50.7	25.0000		26.0000		3.9		T
TDS	820-859.8	109.0000		103.0000		5.7		2540C
TDS	820-859.8	745.0000		740.0000		0.7		2540C
TSS	292.9-435.1	28.0000		35.0000		22.2		2540D
TSS	292.9-435.1	17.0000		18.0000		5.7		2540D

FORM VI - IN

NYSDEC - ASP
7
LABORATORY CONTROL SAMPLE

Lab Name: ECOTEST LABORATORY Contract: _____

Lab Code: _____ Case Code: _____ SAS No.: _____ SDG No.:290790

Instrument ID Number:N/A (pH) LCS Source: ERA-P154-977
Instrument ID Number:N/A (Chlorides) LCS Source: Ricca
Instrument ID Number: N/A (TDS) LCS Source: Ricca
Instrument ID Number: N/A (TSS) LCS Source: Dictomeous-earth

Concentration Units: ug/L

	Aqueous (ug/L)			Solid (mg/Kg)				
Analyte	TRUE	Found	%R	TRUE	Found	C	Limits	
pH	6.0	5.9	100.0					
Chlorides	50.0	51.0	98.0					
TDS	850.0	843.0	100.0					
TSS	400.0	396.0	99.0					

FORM VII - IN

NYSDEC - ASP
13
PREPARATION LOG

Lab Name: ECOTEST LABORITORY Contract:

Lab Code: Case No.: SAS No.: SDG No.:290790

Method: SM2C4500CIB

NYSDEC Sample No.	Preparation Date	Weight (gram)	Volume (mg/L)
Blank	3/5/2009		50
Ref-ricca2810314	3/5/2009		50
290731.00	3/5/2009		50
290788.01	3/5/2009		50
290789.01	3/5/2009		50
290790.00	3/5/2009		50
290788.01Dup	3/5/2009		50
290788.01Spike	3/5/2009		50

Comments:

NYSDEC - ASP
14
ANALYSIS RUN LOG

Lab Name: ECOTEST LABORATORY Contract:

Lab Code: Case No.: SAS No.: SDG No.:290790

Instrument ID Number: Method:ERAP154-977

Start Date:3/05/09 End Date:03/05/09

NYSDEC Sample No.	D/F	Time	%R	Analytes
Buffer-7.00	X1			X
Buffer-4.00	X1			X
Buffer-10.00	X1			X
QC-P154-977	X1			X
ZZZZZZ	X1	915		
ZZZZZZ	X1	924		
ZZZZZZ	X1	926		
ZZZZZZ	X1	928		
290790.00	X1	929		X
290790.00Dup	X1	930		X
ZZZZZZ	X1	1435		
ZZZZZZ	X1	1438		
ZZZZZZ	X1	1441		
ZZZZZZ	X1	1447		
ZZZZZZ	X1	1448		
ZZZZZZ	X1	1643		
ZZZZZZ	X1	1649		
ZZZZZZ	X1	1651		
ZZZZZZ	X1	1654		

FORM XIV - IN

NYSDEC - ASP
14
ANALYSIS RUN LOG

Lab Name: ECOTEST LABORATORY Contract:

Lab Code: Case No.: SAS No.: SDG No.:290790

Instrument ID Number: Method:SM204500CLB

Start Date:3/05/09 End Date:03/0509

NYSDEC Sample No.	D/F	Time	%R	Analytes
Blank	1			X
Ref	1			X
290731.00	1			
290788.01	1			X
290789.01	10			
290790.00	10			X
290788.01Dup	1			X
290788.01Spike	1			X

FORM XIV - IN

NYSDEC - ASP
14
ANALYSIS RUN LOG

Lab Name: ECOTEST LABORATORY Contract:

Lab Code: Case No.: SAS No.: SDG No.:290790

Instrument ID Number: Method:SM2540C

Start Date:3/09/09 End Date:03/10/09

NYSDEC Sample No.	D/F	Time	%R	Analytes
ZZZZZZ	10			
290788.01	1			X
ZZZZZZ	1			
290790.00	1			X
290791.01	1			X
ZZZZZZ	1			
ZZZZZZ	1			
Blank	1			X
290788.01Dup	1			X
290791.01Dup	1			X
Ref-2804397	1			X

FORM XIV - IN

NYSDEC - ASP
14
ANALYSIS RUN LOG

Lab Name: ECOTEST LABORATORY Contract:

Lab Code: Case No.: SAS No.: SDG No.:290790

Instrument ID Number: Method:SM2540D

Start Date:3/05/09 End Date:03/05/09

NYSDEC Sample No.	D/F	Time	%R	Analytes
ZZZZZZ	5			
ZZZZZZ	3.3			
290745.00	10			X
ZZZZZZ	10			
ZZZZZZ	10			
ZZZZZZ	2.5			
ZZZZZZ	2.5			
ZZZZZZ	5			
ZZZZZZ	10			
ZZZZZZ	5			
ZZZZZZ	100			
ZZZZZZ	2.5			
ZZZZZZ	2.5			
ZZZZZZ	2.5			
ZZZZZZ	2.5			
290790.00	2.5			X
290791.01	10			X
ZZZZZZ	100			
Blank	2.5			
290745.00Dup	10			X
290791.01Dup	10			X
Ref	20			X

FORM XIV - IN

QC TV 5.96
QC Limits 5.80 - 6.08
pH

DATE	Time	Sample ID	pH	Comment
03-05-09	9:28	290789.06	7.82	
	9:29	290790.00	7.83	
	9:30	290790.00dup	7.80	NP dup Limits 0.045
	2:35	290797.01	7.84	
	2:38	.02	6.01	
	2:41	.03	5.60	
	2:47	.04	6.26	
	2:48	290800.00	8.27	
	4:43	290809.01	7.19	
	4:49	.02	7.38	
	4:51	290815.02	5.94	
	4:54	.03	6.28	
03-06-09		7.0	7.00	
		4.0	4.00	
		10.0	10.00	
		QC 154-977	5.99	
03-09-09		7.0	7.00	
		4.0	4.00	
		10.0	10.00	
		QC 154-977	5.96	
	2:24	290844.02	8.51	
	2:32	290845.00	6.89	
	2.33	290845.00dup	6.90	NP Dup Limits 0.045

03-05-07 IS

Cl

	Sample ID	Titration	Use	D/L	Result
Blank	50ml DI Water	0.3 - 0	0.3	X1	3
Ref	Ref-2810314	5.4 - 0	5.4	X1	51
	290731.00	6.8 - 5.4	1.4	X1	11
	290788.01	9.6 - 6.8	2.8	X1	25
	290789.01	14.3 - 9.6	4.7	X10	440
	290790.00	19 - 14.3	4.7	X10	440
Dup	290788.01	21.9 - 19	2.9	X1	26
Spike	290788.01	29.7 - 21.9	7.8	X1	75

QC TV 50 ppm

QC Limits 48.1 - 50.7

Non-Potable Dup Limits 1.41 mg/L

Non-Potable spike Limits 94.2 - 107.8

Calc + QC Ck'd by J. Simpkins

8-09-09-JS TDS

Sample	Dish	Dish wt	Dry wt	Vol	A	Result
290768.01	20	52.4593	52.5113	10	0.0520	5200
290788.01	50	51.2925	51.3034	100	0.0109	109
.02	32	51.0982	51.1139	100	0.0157	157
290790.00	11	51.1858	51.3168	100	0.1310	1310
290791.01	17	52.6669	52.7414	100	0.0745	745
290800.00	23	52.7519	52.7780	100	0.0261	261
290809.01	33	51.0147	51.0340	100	0.0193	193
Blank	18	52.7433	52.7435	100	0.0002	2
0788.01 Dup	41	50.0375	50.0478	100	0.0103	103
0791.01 Dup	5	51.0538	51.1278	100	0.0740	740
ref. 2804397	51	55.9557	56.0400	100	0.0843	843

QC TV 850

QC Limits 820 - 859.8

Non-Potable Dup Limits 59.4

Calc + QC CHK'D by J. Simpkins

Oven # 3 Ref - 2804397 - Filter # J11576460

Time IN 5:20 Temp IN 90°C

Time Temp Change to 180°C 9.15 am

Ref 1st CHK-wt Ref 2nd CHK wt

Time out 10:45 Temp out 180°C

3-05-07 TSS

Work	Dish	Dish WT	DRY WT	Vol	Δ	Result
290744.01	210	1.6442	1.6577	200	0.0135	67
290745.01 .03	Z1	1.6967	1.7012	300	0.0045	15
290745.00	F29	1.7291	1.7319	100	0.0028	28
290746.01	F57	1.7194	1.7389	100	0.0195	195
.02	707	1.7208	1.7224	100	0.0016	16
290764.01	ZH	1.7085	1.7148	400	0.0063	16
.02	C9	1.7306	1.7342	400	0.0036	9
290780.00	ZA	1.7039	1.7045	200	0.0006	3
290781.01	F13	1.7001	1.7288	100	0.0287	287
.02	J42	1.7041	1.7077	200	0.0036	18
290786.03	G16	1.6260	1.6549	10	0.0289	2890
290789.03	J96	1.7136	1.7148	400	0.0012	3
.04	H8	1.7383	1.7391	400	0.0008	2 42.5
.05	J33	1.7244	1.7260	400	0.0016	4
.06	J35	1.7223	1.7232	400	0.0009	2-42.5
290790.00	J32	1.7215	1.7248	400	0.0033	8
290791.01	F9	1.7169	1.7186	100	0.0017	17
290792.00	2=	1.7096	1.7690	10	0.0594	5940
Blank	G11	1.7048	1.7048	400	0.0000	0
0745.00 Dup	E17	1.7167	1.7202	100	0.0035	35
0791.01 Dup	D7	1.7228	1.7246	100	0.0018	18
Ref.	J64	1.7106	1.7304	50	0.0198	396
		QC	TV	400		
		QC use Dictomeous Earth				
		QC Limits 292.9 - 435.1				
		NON-Potable Dup Limits				=35.1

OVEN # 3 Filter # J1576460
Time IN 1:15 Temp IN 105°C Rel After one hour
Time out 3:25 Temp out 105°C - 1.7?

EXTRA Dishes - J16 - 1.7150 - F16 - 1.7137

CONFORMANCE / NON-CONFORMANCE SUMMARY

Wet Chemistry

QC Package for Sample Batch 290790.00

NPM 1664

< QC criteria were met for the following unless otherwise stated :

* Method Blank
* Duplicate RPD
* Spike % Recoveries
* Reference Sample
* Holding Time (SW846)
* Laboratory Control Standard

NYSDEC - ASP
2B
CRDL STANDARDS FOR WET CHEMISTRY

Lab Name : ECOTEST LABORATORY Contract :

Lab Code : Case No. : SAS No. : SDG No. : 290790

CRDL Standard Source :

Concentration Units : ug/L

Analyte	Initial Calibration			Continuing Calibration				
	TRUE	Found	% R	Initial TRUE	Initial Found	Initial % R	Found	% R
NPM								

Control Limits : no limits have been established by NYSDEC or EPA at this time

FORM II (PART 2) - IN

NYSDEC - ASP
3
BLANKS

Lab Name: ECOTEST LABORATORY Contract:

Lab Code: Case No.: SAS No.: SDG No.: 290790

Preparation Blank Matrix (soil/water): water

Preparation Blank Concentration Units (ug/L or mg/Kg): ug/L

Analyte	Initial Calib. Blank (mg/L)	C	Continuing Calibration 1	C	2	C	3	C	Prepa-ration Blank	C	M
TPH									0	U	1664

FORM III - IN

NYSDEC - ASP

5A

SPIKE SAMPLE RECOVERY

NYSDEC SAMPLE NO.

Lab Name: ECOTEST LABORATORY Contract:_____

Lab Code:_____ Case No.:_____ SAS No.:_____ SDG No.: 290790

Matrix (soil/water):_____ water Level (low/med):

% Solids for Sample: _____

ation Units (ug/L or mg/Kg wet weight):_____ ug/L

Analyte	Control Limit %R	Spiked Sample Result (SSR)	C	Sample Result (SR)	C	Spike Added (SA)	%R	Q	M
NPM	69-95	8600		0		10000	86		1664

Comments:

FORM V (PART 1) - IN

NYSDEC - ASP
6
DUPLICATES

NYSDEC SAMPLE NO.

Lab Name: ECOTEST LABORATORY Contract: _____

Lab Code: _____ Case No :_____ SAS No.: _____ SDG No.: 290790

Martix (soil/water) : _____ water Level (low/med): low

% Solids for Sample: _____ % Solids for Duplicate: _____

Concentration Units (ug/L or mg/Kg dry weight): _____ ug/L

Analyte	Control Limit	Sample (S)	C	Duplicate (D)	C	RPD	Q	M
NPM	33.7	8600		7800		9.8		1664

FORM VI - IN

NYSDEC - ASP
7
LABORATORY CONTROL SAMPLE

Lab Name: ECOTEST LABORATORY Contract: _____

Lab Code: _____ Case Code: _____ SAS No.: _____ SDG No.: 290790

Instrument ID Number: _____ LCS Source: _____ Environmental Express

Concentration Units: ug/L

	Aqueous (ug/L)			Solid (mg/Kg)					
Analyte	TRUE	Found	%R	TRUE	Found	C	Limits		%R
NPM	20000	16300	81.5				68-102%		

FORM VII - IN

NYSDEC - ASP
13
PREPARATION LOG

Lab Name: ECOTEST LABORATORY Contract:

Lab Code: Case No.: SAS No.: SDG No.: 29079(

Method: EPA1664

NYSDEC Sample No.	Preparation Date	Weight (gram)	Volume (mL)
Method Blank	3/10/2009		1000
Blank Spike	3/10/2009		1000
Blk. Spk. Dup	3/10/2009		1000
QC/LCS	3/10/2009		1000
290790	3/10/2009		1000

Comments:

FORM XIII - IN

NYSDEC - ASP
14
ANALYSIS RUN LOG

Lab Name: ECOTEST LABORATORY Contract:

Lab Code: Case No.: SAS No.: SDG No.: 290790

Instrument ID Number: Method: EPA 1664

Start Date: ###### End Date: 3/10/09

NYSDEC Sample No.	D/F	Time	%R	Analytes: NPM
Check Std	1			X
Blank	1			X
QC/LCS	1			X
BL. SP.	1			X
BL.SP.DUP	1			X
290790	1			X

FORM XIV - IN

B-187

Smp	#	Vol	Smp+Bkr	Bkr	Δ	Results
290800.00	RM	1000ml	61.2634	61.2634	.0000	<5
290809.01	FM	⊥	58.7765	58.7765	.0000	<5
Date ext 3 10 09 (SP) Date rcvd 3 10 09 (SP)			Hex lot 48318	NPM	1664	[illegible]
Blank	HB	1000ml	49.9858	49.9858	.0000	0
QC Env. Exp. Lot 140802	GZ		48.7112	48.6949	.0163	16.3
BL SP Env. Exp. Lot 140617	MA		59.3098	59.3012	.0086	8.6
BL DUP SP ⊥	DG		54.3463	54.3385	.0078	7.8
290789.03	AA		49.6668	49.6668	.0000	<5
.04	BS		59.8044	59.8044	.0000	<5
.05	DS		59.7529	59.7529	.0000	<5
.06	DP		49.2387	49.2387	.0000	<5
290790.00	RF		59.4977	59.4977	.0000	<5
QC limit 13.7-20.4 ✓			Spk% limits 69-95% ✓		RPD 33.7 Diff. limits 1.0 ✓	All QC OK (SP)

Smp	#	Vol

CONFORMANCE / NON-CONFORMANCE SUMMARY

Wet Chemistry

COD, TKN, NH3

QC Package for Sample Batch 290790.00

< QC criteria were met for the following unless otherwise stated :

* Method Blank
* Duplicate RPD
* Spike % Recoveries
* Reference Sample
* Holding Time (SW846)
* Laboratory Control Standard

NYSDEC - ASP
2A
INITIAL AND CONTINUING CALIBRATION VERIFICATION

Lab Name: ECOTEST LABORATORY Contract:

Lab Code: Case No.: SAS No.: SDG No.: 290790

Initial Calibration Source: RICCA (COD)

Continuing Calibration Source:

Concentration Units: ug/L

Analyte	Initial Calibration			Continuing Calibration					M
	TRUE	Found	%R	TRUE	Found	%R(1)	Found	%R(1)	
COD	200000	190000	95.0						410.4

(1) Control Limits: Mercury 80-120: Other Metals 90-110: Cyanide 85-115

NYSDEC - ASP
3
BLANKS

Lab Name: ECOTEST LABORATORY Contract:

Lab Code: Case No.: SAS No.: SDG No.: 290790

Preparation Blank Matrix (soil/water): water

Preparation Blank Concentration Units (ug/L or mg/Kg): ug/L

Analyte	Initial Calib. Blank (ug/L)	C	Continuing Calibration 1	C	2	C	3	C	Prepa-ration Blank	C	M
COD	0.00								0.000		410.4
TKN	0.00								0.000		4500NH3C
NH3	0.00								0.000		4500NORGB

FORM III - IN

NYSDEC - ASP

5A
SPIKE SAMPLE RECOVERY

NYSDEC SAMPLE NO.

Lab Name: ECOTEST LABORATORY Contract:_____

Lab Code:_____ Case No.:_____ SAS No.:_____ SDG No.:290790

Matrix (soil/water): water Level (low/med):Low

% Solids for Sample: _____

Concentration Units (ug/L or mg/Kg wet weight): ug/L

Analyte	Control Limit %R	Spiked Sample Result (SSR)	C	Sample Result (SR)	C	Spike Added (SA)	%R	Q	M
COD	75-125	470000.00		300000.00		200000.00	85.0		410.4
TKN	75-125	5600.00		1100.00		4500.00	100.0		4500NH3C
NH3	75-125	5400.00		400.00		5000.00	100.0		4500NORGB

Comments:

FORM V (PART 1) - IN

NYSDEC - ASP
6
DUPLICATES

NYSDEC SAMPLE NO.

Lab Name: ECOTEST LABORATORY Contract: _____

Lab Code: _____ Case No.: _____ SAS No.: _____ SDG No.: 290790

Martix (soil/water) : water_____ Level (low/med):

% Solids for Sample: _____ % Solids for Duplicate: _____

Concentration Units (ug/L or mg/Kg dry weight): ug/L

Analyte	Control Limit	Sample (S)	C	Duplicate (D)	C	RPD	Q	M
COD		600000		580000		3.4		410.4
TKN		28100		29200		3.8		4500NH3C
NH3		12600.0000		18200.0000		36.4		4500NORGB

FORM VI - IN

NYSDEC - ASP
7
LABORATORY CONTROL SAMPLE

Lab Name: ECOTEST LABORATORY Contract: _____

Lab Code: _____ Case Code: _____ SAS No.: _____ SDG No.: 290790

Instrument ID Number: COD - SPEC 20
TKN - Rapid Still, NH3 - Rapid Still

LCS Source: COD(ERA),TKN(Fisher),NH3(RICCA)

Concentration Units: ug/L

	Aqueous (ug/L)			Solid (mg/Kg)					
Analyte	TRUE	Found	%R	TRUE	Found	C	Limits		%R
COD	229000.0	210000.0	91.7						
TKN	4500.0	4500.0	100.0						
NH3	5000.0	5200.0	104.0						

FORM VII - IN

NYSDEC - ASP
13
PREPARATION LOG

Lab Name: ECOTEST LABORITORY Contract:

Lab Code: Case No.: SAS No.: SDG No.: 290790

Method: COD

NYSDEC Sample No.	Preparation Date	Weight (gram)	Volume (mg/L)
Dig. Blank	03/11/09		10
QC	03/11/09		10
200ppm	03/11/09		10
600ppm	03/11/09		10
0790.00	03/11/09		10

Comments:

NYSDEC-ASP
13
PREPARATION LOG

Lab Name: ECOTEST LABORITORY

Contract:

Lab Code:

Case No.:

SAS No.:

SDG No.: 290790

Method: TKN

NYSDEC Sample No.	Preparation Date	Weight (gram)	Volume (mg/L)
Dig. Blank	03/09/09		140
QC	03/09/09		140
0790.00	03/09/09		140

Comments:

NYSDEC-ASP
13
PREPARATION LOG

Lab Name: ECOTEST LABORITORY

Contract:

Lab Code:

Case No.:

SAS No.:

SDG No.: 290790

Method: NH3

NYSDEC Sample No.	Preparation Date	Weight (gram)	Volume (mg/L)
Dig. Blank	03/09/09		140
QC	03/09/09		140
0790.00	03/09/09		140

Comments:

FORM XIII - IN
B-186

NYSDEC - ASP
14
ANALYSIS RUN LOG

Lab Name: ECOTEST LABORATORY Contract:

Lab Code: Case No.: SAS No.: SDG No.: 290790

Instrument ID Number: SPEC 20 Method: COD (EPA410.4)

Start Date: 03/11/09 End Date: 03/11/09

NYSDEC Sample No.	D/F	Time	%R	Analytes: COD
Blank				X
200ppm				X
600ppm				X
QC 229ppm				X
0790.00				X
zzzzzz				
zzzzzz				
zzzzzz mdp				
zzzzzz msp				

NYSDEC - ASP
14
ANALYSIS RUN LOG

Lab Name: ECOTEST LABORATORY Contract:

Lab Code: Case No.: SAS No.: SDG No.: 290790

Instrument ID Number: RAPID STILL Method: TKN (4500NORGB)

Start Date: 03/09/09 End Date: 03/10/09

NYSDEC Sample No.	D/F	Time	%R	Analytes: TKN
Blank				
NH3 QC				X
Gly QC				
zzzzzz				
zzzzzz				
zzzzzz				
zzzzzz				
zzzzzz				
zzzzzz				
zzzzzz				
0790.00				X
zzzzzz				
zzzzzz				
zzzzzz dp				
zzzzzz				
zzzzzz sp				
zzzzzz				
zzzzzz				
zzzzzz				
zzzzzz				

FORM XIV - IN

NYSDEC - ASP
14
ANALYSIS RUN LOG

Lab Name: ECOTEST LABORATORY Contract:

Lab Code: Case No.: SAS No.: SDG No.: 290790

Instrument ID Number: RAPID STILL Method: nh3 (4500NH3C)

Start Date: 03/05/09 End Date: 03/05/09

NYSDEC Sample No.	D/F	Time	%R	Analytes NH3
bLANK				X
NH3 QC				X
zzzzzz				
zzzzzz				
zzzzzz				
zzzzzz				
zzzzzz				
zzzzzz				
zzzzzz				
zzzzzz				
zzzzzz				
zzzzzz dp				
zzzzzz sp				
0790.00				X

FORM XIV - IN

RAW DATA
COD EPA410.4
3/11/2009

COD

DATE	SAMPLE	%T	CONC	DIL	RES	REMARK
03/11/09	BLANK	100				
SMK	200	SMK 75 77	190			95%
	600	42	640			106%
	QC 229ppm	75	210			92%
	0790 00	77	190	x1	190	
	0875 01	59	390	x2	780	
	0875 03	67	300	x2	600	
DUP	0875 03	68	290	x2	580	97%
SPK	0875 03	53	470	x2	-	85%

OVEN #2 150° 2HRS SPEC #3

SPEC CONC = 200ppm

DUP LIMIT = 20ppm

QC TV = 229 ppm LIMIT = 195-263 ppm

Calculated + QC checked + Reported by SMK - 03/11/09

COD

DATE	SAMPLE	%

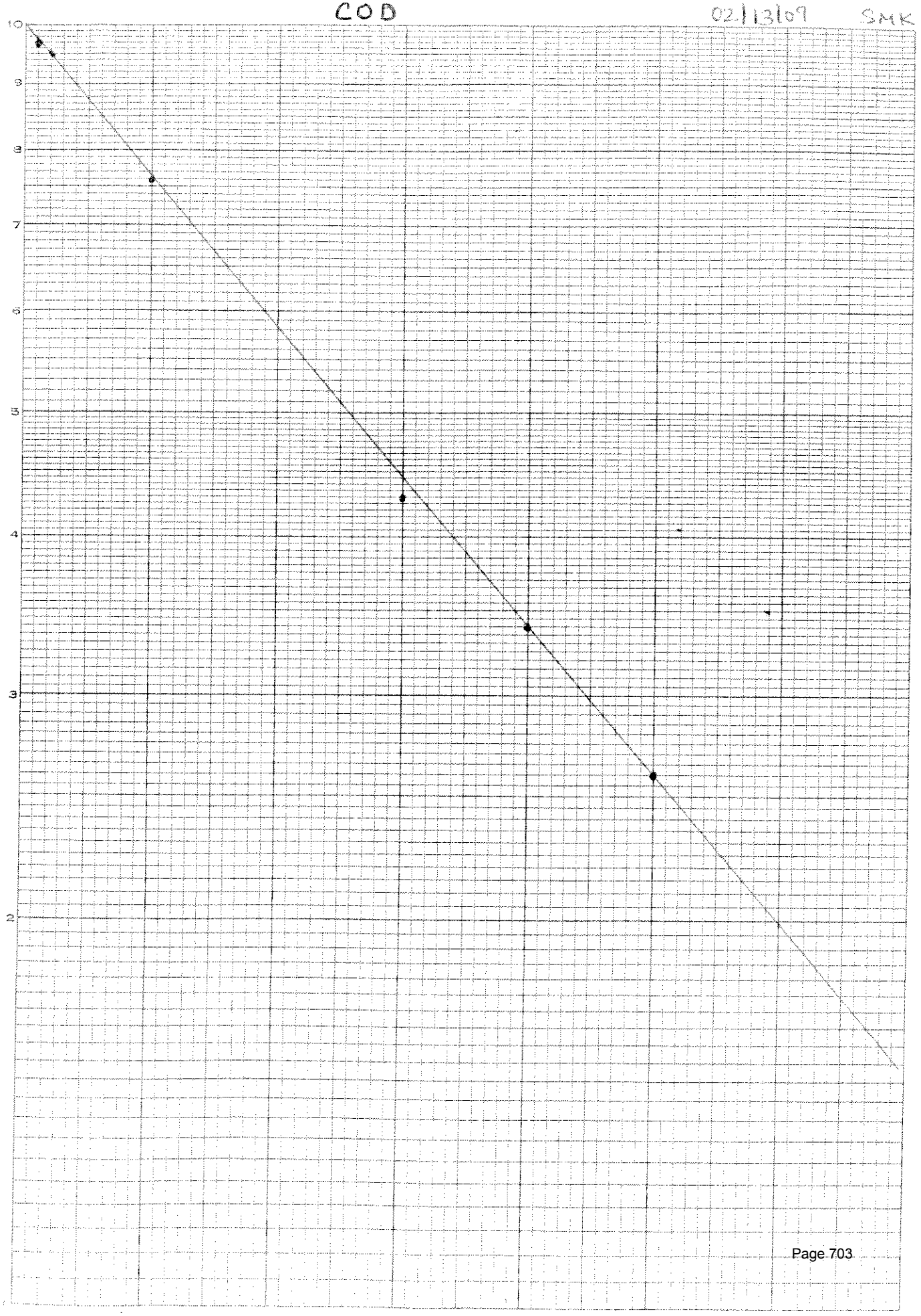
COD
02/13/09
SMK
10
9
8
7
6
5
4
3
2
DIETZGEN CORPORATION
MADE IN U.S.A.
NO. 341-L11G DIETZGEN GRAPH PAPER
SEMI-LOGARITHMIC
1 CYCLES X 10 DIVISIONS PER INCH
plot

RAW DATA
TKN 4500NORGC
3/9/2009

03/09/09 SMK

TKN

FLASK	SAMPLE	START	END	BLK CORR	DIL	RES	ON/TKN
16	BLANK	0.0	0.0	0.0			
15	NH_3 QC	0.0	4.9	4.9		98%	
20	Gly QC	4.9	9.4	4.5		100%	
51	0759.01	9.4	24.3	14.9	2	29.8	T
53	0759.02	24.3	26.0	1.7	2	3.4	T
19	0761.01	26.0	42.7	16.7	2	33.4	T
29	0761.02	42.7	48.8	6.1	2	12.2	T
R	0768.01	48.8	50.0 6.0	7.2	2	14.4	T
72	0772.02	6.0	7.1	1.1	2	2.2	T
I	0786.02	7.1	7.7	0.6	2	1.2	T
✓5*	~~0791.02S~~ 0790.00	7.7	33.2	25.5	2	51 ~~RR~~	T
14	0791.02	33.2	35.2	2.0	2	RR@the End ~~RR~~	T
17	0801.01	35.2	49.6	14.4	2	28.8	T
50	0801.01D	49.6	50.0 14.2	14.6	2	29.2	T 101%
03/10/09 58	0836.03	14.2	15.8	1.6	2	3.2	T
5	0791.02S	0.0	5.6	5.6	2	100%	T
S	0772.01	0.0	7.5	7.5	2	15	T
21	0800	7.5	7.5	0.0	2	<0.2	T
F	0789.01	~~7.5~~ 0.0	23.0	23.0	2	46	T
* 15	0791.02	0.0	1.1	1.1	2	2.2	T

QC TV = 4.5 LIMITS = 4.1 - 4.6

DUP LIMIT = ^0.71

SPK LIMITS = 89-108%

SPIKE CONC

calculated + QC checked + Reported by SMK - 03/09/09

03/11/09 SMK

FLASK	SAMPLE	START	EN
5	BLANK	0.0	0
50	NH_3 QC	0.0	5
58	Gly QC	5.0	9
S	0786.01	0.0	1.
53	0791.01	9.5	11
17	0801.02	11.1	12
5*	0820.01	12.8	20
14	0820.02	20.2	21
29	0820.02S	21.3	26
I	0832.01	26.9	32
72	0832.01D	32.2	3
R	0832.02	37.4	4
19	0836.02	40.0	4

RAW DATA
NH3 4500NH3C
3/5/2009

CAT B QAQC

NH_3

03/05/09
HKT

	BLK CORR	DIL	RESULT	SAMPLE	START	END	BLK CORR	DIL	RESULT
	0.1			Blank	0.0	0.0	0.0		
	5.1		102%	NH_3Q.C	0.0	5.2	5.2		104%
	0.3	2	0.6	0759.01	5.2	14.6	9.4	2	18.8
				0759.02	14.6	15.3	0.7	2	1.4
				0760.04	15.3	23.9	8.6	2	17.2
				0760.06	23.9	24.3	0.4	2	0.8
				0761.01	24.3	36.3	12	2	24
				0761.02	36.3	41.1	4.8	2	9.6
				0762.00	35.8	49.4	13.6	4	54.4
				0768.01	41.1	41.4	0.3	2	0.6
				0772.01	41.4	47.4	6.3	2	12.6
				0760.04Dup	~~23.9~~ 24.3 HT	30.4	9.1	2	18.2
				0760.06Spk	30.4	35.8	5.4	2	92%
✓				0790.00	47.4	500 213	23.9	2	47.8

@ C.T.V = 5.0 Limits = 4.66 - 5.12
Dup limit = ↑0.73
Spike Limit = 89 - 106% DL = 0.1
SPIKE conc.
Calculated, Q.C Checked + Reported by
HKT - 03/05/09

CONFORMANCE / NON-CONFORMANCE SUMMARY

Wet Chemistry

BOD, Cl, Cr-6, NO_3 & SO_4

QC Package for Sample Batch 290790

< QC criteria were met for the following unless otherwise stated :

* Method Blank
* Duplicate RPD
* Spike % Recoveries
* Reference Sample
* Holding Time (SW846)
* Laboratory Control Standard

NYSDEC - ASP
2A
INITIAL AND CONTINUING CALIBRATION VERIFICATION

Lab Name: ECOTEST LABORATORY Contract:

Lab Code: Case No.: SAS No.: SDG No.: 290790

Initial Calibration Source:Ricca

Continuing Calibration Source: J.T.BAKER

Concentration Units: ug/L

	Initial Calibration			Continuing Calibration					
Analyte	TRUE	Found	%R	TRUE	Found	%R(1)	Found	%R(1)	M
Cyanide	300.0	300.0	100.0	300.0	300.0	100.0	300.0	100.0	EPA335.4

(1) Control Limits: Mercury 80-120: Other Metals 90-110: Cyanide 85-115

NYSDEC - ASP
2A
INITIAL AND CONTINUING CALIBRATION VERIFICATION

Lab Name: ECOTEST LABORATORY Contract:

Lab Code: Case No.: SAS No.: SDG No.: 290790

Initial Calibration Source:HP

Continuing Calibration Source: HP

Concentration Units: ug/L

Analyte	Initial Calibration			Continuing Calibration					M
	TRUE	Found	%R	TRUE	Found	%R(1)	Found	%R(1)	
Cr6	300.0	295.0	98.3	300.0	310.0	103.3			ASTM3500CrB

(1) Control Limits: Mercury 80-120: Other Metals 90-110: Cyanide 85-115

NYSDEC - ASP
2A
INITIAL AND CONTINUING CALIBRATION VERIFICATION

Lab Name: ECOTEST LABORATORY Contract:

Lab Code: Case No.: SAS No.: SDG No.: 290790

Initial Calibration Source:Ricca

Continuing Calibration Source: Ricca

Concentration Units: ug/L

	Initial Calibration			Continuing Calibration					
Analyte	TRUE	Found	%R	TRUE	Found	%R(1)	Found	%R(1)	M
Nitrate	1000.0	990.0	99.0	1000.0	990.0	99.0	100.0	100.0	EPA353.2

(1) Control Limits: Mercury 80-120: Other Metals 90-110: Cyanide 85-115

NYSDEC - ASP
2A
INITIAL AND CONTINUING CALIBRATION VERIFICATION

Lab Name: ECOTEST LABORATORY Contract:

Lab Code: Case No.: SAS No.: SDG No.: 290790

Initial Calibration Source:VWR

Continuing Calibration Source:

Concentration Units: ug/L

Analyte	Initial Calibration			Continuing Calibration					M
	TRUE	Found	%R	TRUE	Found	%R(1)	Found	%R(1)	
Sulfate	30000.0	30500.0	101.7						ASTMD51602

(1) Control Limits: Mercury 80-120: Other Metals 90-110: Cyanide 85-115

NYSDEC - ASP
3
BLANKS

Lab Name: ECOTEST LABORATORY Contract:

Lab Code: Case No.: SAS No.: SDG No.:290790

Preparation Blank Matrix (soil/water): water

Preparation Blank Concentration Units (ug/L or mg/Kg): ug/L

	Initial										
	Calib.		Continuing Calibration						Prepa-		
	Blank								ration		
Analyte	(ug/L)	C	1	C	2	C	3	C	Blank	C	M
Sulfate	0.0	U									ASTM D51602

FORM III - IN

NYSDEC - ASP
3
BLANKS

Lab Name: ECOTEST LABORATORY Contract:

Lab Code: Case No.: SAS No.: SDG No.:290790

Preparation Blank Matrix (soil/water): water

Preparation Blank Concentration Units (ug/L or mg/Kg): ug/L

	Initial										
	Calib.		Continuing Calibration						Prepa-		
	Blank								ration		
Analyte	(ug/L)	C	1	C	2	C	3	C	Blank	C	M
BOD 5 DAYS	0.0	U									EPA353.2

FORM III - IN

NYSDEC - ASP
3
BLANKS

Lab Name: ECOTEST LABORATORY Contract:

Lab Code: Case No.: SAS No.: SDG No.:290790

Preparation Blank Matrix (soil/water): water

Preparation Blank Concentration Units (ug/L or mg/Kg): ug/L

	Initial										
	Calib.		Continuing Calibration						Prepa-		
	Blank								ration		
Analyte	(ug/L)	C	1	C	2	C	3	C	Blank	C	M
Cyanide	0.0	U									EPA335.4

FORM III - IN

NYSDEC - ASP
3
BLANKS

Lab Name: ECOTEST LABORATORY Contract:

Lab Code: Case No.: SAS No.: SDG No.:290790

Preparation Blank Matrix (soil/water): water

Preparation Blank Concentration Units (ug/L or mg/Kg): ug/L

	Initial										
	Calib.		Continuing Calibration						Prepa-		
	Blank								ration		
Analyte	(ug/L)	C	1	C	2	C	3	C	Blank	C	M
Cr6	0.0	U									ASTM3500CrB

FORM III - IN

NYSDEC - ASP
3
BLANKS

Lab Name: ECOTEST LABORATORY Contract:

Lab Code: Case No.: SAS No.: SDG No.:290790

Preparation Blank Matrix (soil/water): water

Preparation Blank Concentration Units (ug/L or mg/Kg): ug/L

	Initial										
	Calib.		Continuing Calibration						Prepa-		
	Blank								ration		
Analyte	(ug/L)	C	1	C	2	C	3	C	Blank	C	M
Nitrate	0.0	U									EPA353.2

FORM III - IN

NYSDEC - ASP

5A
SPIKE SAMPLE RECOVERY

NYSDEC SAMPLE NO.

Lab Name: ECOTEST LABORATORY Contract:_____

Lab Code:_____ Case No.:_____ SAS No.:_____ SDG No.: 290790

Matrix (soil/water):water Level (low/med): low

% Solids for Sample: _____

Concentration Units (ug/L or mg/Kg wet weight):_ug/L

	Control Limit	Spiked Sample		Sample		Spike			
Analyte	%R	Result (SSR)	C	Result (SR)	C	Added (SA)	%R	Q	M
Cyanide	77.9-110.3	300.0000		105.0000		200.0000	97.5		EPA335.4

Comments:

NYSDEC - ASP

5A
SPIKE SAMPLE RECOVERY

NYSDEC SAMPLE NO.

Lab Name: ECOTEST LABORATORY Contract:_____

Lab Code:_____ Case No.:_____ SAS No.:_____ SDG No.: 290790

Matrix (soil/water):water Level (low/med): low

% Solids for Sample: _____

Concentration Units (ug/L or mg/Kg wet weight):_ug/L

	Control								
	Limit	Spiked Sample		Sample		Spike			
Analyte	%R	Result (SSR)	C	Result (SR)	C	Added (SA)	%R	Q	M
Cr6	85-115	170.0000		<20.0000		200.0000	85.0		ASTM3500CrB

Comments:

NYSDEC - ASP

5A
SPIKE SAMPLE RECOVERY

NYSDEC SAMPLE NO.

Lab Name: ECOTEST LABORATORY Contract:_____

Lab Code:_____ Case No.:_____ SAS No.:_____ SDG No.: 290790

Matrix (soil/water):water Level (low/med): low

% Solids for Sample: _____

Concentration Units (ug/L or mg/Kg wet weight):_ug/L

	Control								
	Limit	Spiked Sample		Sample		Spike			
Analyte	%R	Result (SSR)	C	Result (SR)	C	Added (SA)	%R	Q	M
Nitrate	65.8-128	450.0000		280.0000		200.0000	85.0		EPA353.2

Comments:

NYSDEC - ASP

5A
SPIKE SAMPLE RECOVERY

NYSDEC SAMPLE NO.

Lab Name: ECOTEST LABORATORY Contract:_____

Lab Code:_____ Case No.:_____ SAS No.:_____ SDG No.: 290790

Matrix (soil/water):water Level (low/med): low

% Solids for Sample: _____

Concentration Units (ug/L or mg/Kg wet weight):_ug/L

	Control								
	Limit	Spiked Sample		Sample		Spike			
Analyte	%R	Result (SSR)	C	Result (SR)	C	Added (SA)	%R	Q	M
Sulfate	71.4-128	27500.0000		8500.0000		20000.0000	95.0		ASTMD51602

Comments:

NYSDEC - ASP
6
DUPLICATES

NYSDEC SAMPLE NO.

Lab Name: ECOTEST LABORATORY Contract: _____

Lab Code: _____ Case No : _____ SAS No.: _____ SDG No.: 290790

Martix (soil/water) : water Level (low/med):

% Solids for Sample: _____ % Solids for Duplicate: _____

Concentration Units (ug/L or mg/Kg dry weight): ug/L

Analyte	Control Limit	Sample (S)	C	Duplicate (D)	C	RPD	Q	M
BOD	N/A	191000.0000		207000.0000		16000.0		SM5210B

NYSDEC - ASP
6
DUPLICATES

NYSDEC SAMPLE NO.

Lab Name: ECOTEST LABORATORY Contract: _____

Lab Code: _____ Case No :_____ SAS No.: _____ SDG No.: 290790

Martix (soil/water) : water Level (low/med):

% Solids for Sample: _____ % Solids for Duplicate: _____

Concentration Units (ug/L or mg/Kg dry weight): ug/L

Analyte	Control Limit	Sample (S)	C	Duplicate (D)	C	RPD	Q	M
Cyanide	23.0000	130.0000		130.0000		0.0		EPA335.4

NYSDEC - ASP
6
DUPLICATES

NYSDEC SAMPLE NO.

Lab Name: ECOTEST LABORATORY Contract: _____

Lab Code: _____ Case No :_____ SAS No.: _____ SDG No.: 290790

Martix (soil/water) : water Level (low/med):

% Solids for Sample: _____ % Solids for Duplicate: _____

Concentration Units (ug/L or mg/Kg dry weight): ug/L

Analyte	Control Limit	Sample (S)	C	Duplicate (D)	C	RPD	Q	M
Cr6	20.0000	170.0000		180.0000		10.0		ASTM3500CrB

NYSDEC - ASP
6
DUPLICATES

NYSDEC SAMPLE NO.

Lab Name: ECOTEST LABORATORY Contract: _____

Lab Code: _____ Case No : _____ SAS No.: _____ SDG No.: 290790

Martix (soil/water) : water Level (low/med):

% Solids for Sample: _____ % Solids for Duplicate: _____

Concentration Units (ug/L or mg/Kg dry weight): ug/L

Analyte	Control Limit	Sample (S)	C	Duplicate (D)	C	RPD	Q	M
Nitrate	29.0000	280.0000		280.0000		0.0		EPA353.2

NYSDEC - ASP
6
DUPLICATES

NYSDEC SAMPLE NO.

Lab Name: ECOTEST LABORATORY Contract: _____

Lab Code: _____ Case No :_____ SAS No.: _____ SDG No.: 290790

Martix (soil/water) : water Level (low/med):

% Solids for Sample: _____ % Solids for Duplicate: _____

Concentration Units (ug/L or mg/Kg dry weight): ug/L

Analyte	Control Limit	Sample (S)	C	Duplicate (D)	C	RPD	Q	M
Sulfate	2540.0000	9500.0000		8500.0000		1000.0		ASTMD52102

NYSDEC - ASP
7
LABORATORY CONTROL SAMPLE

Lab Name: ECOTEST LABORATORY Contract: _____

Lab Code: _____ Case Code: _____ SAS No.: _____ SDG No.: 290790

Instrument ID Number: _____ LCS Source: NYSDOH

Concentration Units: ug/L

	Aqueous (ug/L)			Solid (mg/Kg)					
Analyte	TRUE	Found	%R	TRUE	Found	C	Limits		%R
Nitrate	800.0000	820.0000	102.5						

NYSDEC - ASP
7
LABORATORY CONTROL SAMPLE

Lab Name: ECOTEST LABORATORY Contract: _____

Lab Code: _____ Case Code: _____ SAS No.: _____ SDG No.: 290790

Instrument ID Number: _____ LCS Source: NYSDOH

Concentration Units: ug/L

	Aqueous (ug/L)			Solid (mg/Kg)					
Analyte	TRUE	Found	%R	TRUE	Found	C	Limits		%R
Sulfade	190000.0000	200000.0000	105.3						

NYSDEC - ASP
7
LABORATORY CONTROL SAMPLE

Lab Name: ECOTEST LABORATORY Contract: _____

Lab Code: _____ Case Code: _____ SAS No.: _____ SDG No.: 290790

Instrument ID Number: _____ LCS Source: EcoTest GGA

Concentration Units: ug/L

	Aqueous (ug/L)			Solid (mg/Kg)					
Analyte	TRUE	Found	%R	TRUE	Found	C	Limits		%R
BOD	198000.0000	191000.0000	96.5						

NYSDEC - ASP
7
LABORATORY CONTROL SAMPLE

Lab Name: ECOTEST LABORATORY Contract: _____

Lab Code: _____ Case Code: _____ SAS No.: _____ SDG No.: 290790

Instrument ID Number: _____ LCS Source: NYSDOH

Concentration Units: ug/L

	Aqueous (ug/L)			Solid (mg/Kg)					
Analyte	TRUE	Found	%R	TRUE	Found	C	Limits		%R
Cyanide	872.0000	850.0000	97.5						

NYSDEC - ASP
7
LABORATORY CONTROL SAMPLE

Lab Name: ECOTEST LABORATORY Contract: _____

Lab Code: _____ Case Code: _____ SAS No.: _____ SDG No.: 290790

Instrument ID Number: _____ LCS Source: NYSDOH

Concentration Units: ug/L

	Aqueous (ug/L)			Solid (mg/Kg)					
Analyte	TRUE	Found	%R	TRUE	Found	C	Limits		%R
Cr6	212.0000	225.0000	106.1						

NYSDEC - ASP
14
ANALYSIS RUN LOG

Lab Name: ECOTEST LABORATORY Contract:

Lab Code: Case No.: SAS No.: SDG No.: 290790

Instrument ID Number: Method: ASTM3500CrB

Start Date:03/04/2009 End Date: 03/04/2009

NYSDEC Sample No.	D/F	Time	%R	Analytes: Cr6
BLANK		9:50		x
STD 0.1 ppm		9:50		x
STD 0.3 ppm		9:50		x
QC NYS 0532	X 1	9:50		x
xxxxxxx		9:50		x
290790	X 1	9:50		x
290789.01		9:50		x
xxxxxxx	x 5	9:50		x
SPIKE 290789.01	X 1	9:50	85.0	x
SP.DUP. 290789.01	X 1	9:50	90.0	x

NYSDEC - ASP
13
PREPARATION LOG

Lab Name: ECOTEST LABORITORY Contract:

Lab Code: Case No.: SAS No.: SDG No.: 280790

Method: EPA335.1 &.4

Sample No.	Preparation Date	Weight (gram)	Volume ml.
290790	3/5/2009		250

Comments:

NYSDEC - ASP
14
ANALYSIS RUN LOG

Lab Name: ECOTEST LABORATORY Contract:

Lab Code: Case No.: SAS No.: SDG No.: 290790

Instrument ID Number: Method: EPA335.4

Start Date:03/05/2009 End Date:03/05/2009

NYSDEC Sample No.	D/F	Time	%R	Analytes
				NO3
STD 0.3 ppm				x
STD 0.3 ppm				x
BLANK				x
STD 0.3 ppm				x
STD 0.3 ppm				x
STD 0.3 ppm				x
BLANK				x
STD 0.3 ppm				x
STD 0.25 ppm				x
STD 0.2 ppm				x
STD 0.15 ppm				x
STD 0.1 ppm				x
STD 0.05 ppm				x
STD 0.02 ppm				x
BLANK				x
290669.01	X 20			x
xxxxxxx				x
xxxxxxx				x
xxxxxxx				x
xxxxxxx				x
xxxxxxx				x
STD 0.3 ppm				x
QC NYS 1012	X 5		97.5	x
xxxxxxx				x
xxxxxxx				x
xxxxxxx				x
290790	X 1			x
xxxxxxx				x
xxxxxxx				x
STD 0.3ppm				x
DUP 290669.01	X 20			x
xxxxxxx	X 1			x
SPIKE 290810	X 1		97.5	x

NYSDEC - ASP
14
ANALYSIS RUN LOG

Lab Name: ECOTEST LABORATORY Contract:

Lab Code: Case No.: SAS No.: SDG No.: 290790

Instrument ID Number: Method: ASTMD51602

Start Date:03/10/2009 End Date: 03/10/2009

NYSDEC Sample No.	D/F	Time	%R	Analytes SO4
BLANK				X
STD 5 ppm				X
STD 10 ppm				X
STD 20 ppm				X
STD 30 ppm				X
STD 40 ppm				X
STD 50 ppm				X
QC NYS 9702	x 5		105.3	X
xxxxxx				X
xxxxxx				X
290790	x 2			X
xxxxxx				X
290790	x 5			X
DUP. 290790	x 5			X
SPIKE 290790	x 5		95.0	X

NYSDEC - ASP
14
ANALYSIS RUN LOG

Lab Name: ECOTEST LABORATORY Contract:

Lab Code: Case No.: SAS No.: SDG No.: 290790

Instrument ID Number: Method: EPA353.2

Start Date:03/06/2009 End Date:03/06/2009

NYSDEC Sample No.	D/F	Time	%R	Analytes NO3																								
STD 1.0 ppm				X																								
STD 1.0 ppm				X																								
STD 1.0 ppm				X																								
STD 0.7 ppm				X																								
STD 0.5 ppm				X																								
STD 0.2ppm				X																								
STD 0.1 ppm				X																								
STD 0.05 ppm				X																								
NO2 0.2 ppm	x1		90.0	X																								
QC NYS 1007	x 10		100.0	X																								
xxxxxxx				X																								
xxxxxxx				X																								
xxxxxxx				X																								
xxxxxxx				X																								
xxxxxxx				X																								
xxxxxxx				X																								
xxxxxxx				X																								
xxxxxxx				X																								
xxxxxxx				X																								
xxxxxxx				X																								
xxxxxxx				X																								
STD 1.0				X																								
QC NYS 1007	X 10		102.5	X																								
xxxxxxx				X																								
xxxxxxx				X																								
xxxxxxx				X																								
xxxxxxx				X																								
290790	X 10			X																								
xxxxxxx				X																								
SPIKE 290759.01	x 10			X																								
DUP. 290759.01	X 10			X																								

NYSDEC-ASP
14
ANALYSIS RUN LOG

Lab Name: ECOTEST LABORATORY | Contract:

Lab Code: | Case No.: | SAS No.: | SDG No.: 290531.10

Instrument ID Number: | Method: SM5210B

Start Date: 02/12/2009 | End Date: 02/17/2009

NYSDEC Sample No.	D/F	Time	%R	Analytes: BOD

BOD

Time	Air	Tit	Meter		Time	Air	Tit	Meter		
2:~~45~~	7.61	8.6	8.68		3:30	7.60	9.5	9.54		
3-6-2009		9.1	8.75		3-11-2009		9.5	9.42		
Sample	Client	#	Vol	IN. DO	Final DO	Diff	Result	PH	Comment	
BLANK		1		8.28	8.8	<0.0			Temp: 20.5°C	
BLANK		2		8.77	8.78	<0.0				
BLANK		3		8.82	8.24	0.58				
BLANK		7 A		8.71	8.23	0.48				
GGA		7 B		8.85	4.04	4.81	191			
GGA		8		8.79	3.66	5.13	207			
POLY		11 A		8.66	3.95	4.71	0.987			
POLY		11 B		8.69	3.53	5.16				
290790	Pelham Bay *	12	2	9.01	7.92	1.09				
	Pelham Bay *	15	6	8.9	8.03	0.87				
	Landfill *	22	20	9.32	7.41	1.91				
290820-3	Mouth	26	3	8.78	7.85	0.93				
	Port	27	6	8.89	5.93	2.96	148 → (150)			
		31	10	8.67	3.48	5.19	156			
CBOD	↓	35 *	50	8.89	7.66	1.23				
-4	↓	40 *	150	8.85	7.46	1.39	(<2)			
290824	GRAB	43	5	9.05	7.62	1.43	86			
	CD	44	10	8.8	5.33	3.47	104 → (110)			
CBOD	↓	46	15	8.84	2.92	5.52	110			
-2	↓	55 *	30	8.95	6.41	2.57	16 → (17)			
	↓	68 *	100	9.45	2.3	7.15	18			
290835	AAL *	77	50	8.5	7.42	1.08				
CBOD	↓ *	78	150	7.96	5.89	2.07	(2.2)			
290789-1	ST *	71	150	8.89	5.8	3.09	(4.2)			
290790	Pelham Bay *	103	100	9.39	5.77	3.62	(7.9)			
290842-1	AAL R3 *	55	20	8.46	6.57	1.99				
	AAL R3 *	66	75	9.24	8.75	0.169	(<4)			
-2	↓ R4 *	133	50 → 15	8.81	6.09	2.72	(35)			
	↓ R4 *	304	60	9.23	0.9					

SP

Auto DIL	Dist DIL	Result	Comment
x1	x1		
x1	x1		Re-run
x1	x1	0.195	
x1	x1		Mag carryover
x1	x1	<0.02	
x1	x1	0.085	Total
x1	x1	0.065	Free
x1	x5		
x1	x1		
x1	x1	<0.02	
x1	x1	<0.02	
x1	x1	<0.02	Re-runs
x1	x1	<0.02	
x1	x1	<0.02	
x1	x1	<0.02	
x1	x1	2.8	
x1	x1	0.035	
x1	x1	0.195	
x1	x1	0.081	
x1	x1	0.285 = 0.189	
x1	x1	<0.02	
x1	x1	<0.02	
x1	x1	<0.02	
x1	x1	<0.02	
	x1	0.3	
x1	x1	<0.02	
x1	x1	<0.02	
x1	x1	<0.02	

3-5-2009 CN (SP)

#	Sample	%T	Curve	Auto DIL	Dist DIL	Result	Comment
6	290765-4	2	<0.02	x1	x1 (x4)	<0.02	
7	4	2	<0.02	x1	x1	<0.02	
8	10	0	<0.02	x1	x1	<0.02	
9	11	0	<0.02	x1	x1	<0.02	
10	12	0	<0.02	x1	x1	<0.02	
11	DUP 290725	12	0.03	x1	x1	0.103	
12	SPIKE 0.2 290725	80	0.225	x1	x1 - 0.03 =	0.195	
13	0.3	92	0.28				
	QC TV =		0.272	Limit		0.664 - 1.08	
	DUP Limit		NA	0.02			
	Spike	0.2	NA	Limit	83-111%		
3/5/09	all	OK	(SP)		3-5-2009		
1	0.3	100					
2	0.3	100					
3	BLANK	0					
4	0.3	99					
5	0.3	100					
6	0.3	98					
7	BLANK	0					
8	0.3	100					
9	0.25	89					
10	0.2	74					
11	0.15	60					
12	0.1	44					
13	0.05	19					
14	0.02	8.5					
15	BLANK	0					
16	290669-1	54	0.13	x2	x10	2.6	Re-run

3-5-2009 CN (S4)

#	Sample	% T	Curve	Auto DIL	Dist DIL	Result	Comment
17	290705	0	<0.02	X1	X1	<0.02	Re-run
18	290771	0	<0.02	X1	X1	<0.02	
19	290773-1	2	<0.02	X1	X1	<0.02	
20	2	5	<0.02	X1	X1	<0.02	
21	3	3	<0.02	X1	X1	<0.02	
22	0.3	99	0.3				
23	QC NYS 1012	65	0.17	X1	X5	0.85	97.5% Tv=0.872
24	290773-4	0	<0.02	X1	X1	<0.02	
25	290768-1	0	<0.02	X1	X1		
26	290789-2	0	<0.02	X1	X1		
27	290790	1	<0.02	X1	X1		
28	290791	0	<0.02	X1	X1		
29	290810	46	0.105	X1	X1	0.105	
30	0.3	100	0.3				
31	DUP 290669-1	53	0.13	X2	X10 (S4)	2.6	(S4)
32	290810	15	0.035	X1	X1	0.035	Free
33	SPIKE 0.2 290810	100	0.3	X1	X1	0.3-0.105 = 0.195	97.5
34	290817-2	0	<0.02	X1	X1	<0.02	
35	3	>100		X1	X1		
36	290818-2	Re-run		X1	X1		
37	3	0	<0.02	X1	X1	<0.02	
38	SPIKE 0.2 290810	86	0.24	X1	X1	0.04	Free
39	DUP 290810	12	0.03	X1	X1	0.03	Free
40	290817-3	53	0.13	X20	X1	2.6	
1	Re-run 290818-2	0	<0.02	X1	X1	<0.02	
2	0.3	100	0.3				
3							

QC Tv = 0.872 Limit 0.664 - 1.08

Dup Limit 0.23 ~~83 - 111~~% 77.9 - 110.3%

SPIKE 0.2 Limit

all ok (S4)

3-9-2009

#	Sample	%
1	0.3	9
2	0.3	>1
3	BLANK	
4	0.3	>1
5	0.3	9
6	0.3	99
7	BLANK	
8	0.3	9
9	0.25	8
10	0.2	75
11	0.15	5
12	0.1	4
13	0.5	2
14	0.02	11
15	BLANK	0
16	290821	0
17	290831-1	3
18	2	0
19	3	
20	290817-3	34
21	290814	0
22	0.3	9
23	QC NYS 1012	0.5
24	DUP 290817-3	
25	SPIKE 0.2 290817-3	94
26	0.3	96
27	QC Tv = 0.872	
28	Dup Limit	
29	SPIKE 0.2	
30		

CW Distillation

3-4-2009

Start	End	Comm Sample	Still #	DIL	Sulfuric Acid	Start	End	Comments
7:15	7:15	Re-run 290705	1	x1	✓	4:00	5:00	Re-run
		Amend 290768-1	2	x1	✓			
2:30	3:30	Sulf 290771	3	x1	✓			
		290773-1	4	x1	✓			
12:00	1:30	03-5-2009						
		290773-2	1	x1	✓	9:45	10:45	
		3	2	x1	✓			
		4	3	x1	✓			
		290789-2	4	x1	✓			
9:12	10:20	290790	1	x1	✓	11:15	12:15	
		290791-1	2	x1	✓			
		290810	3	x1	✓			
		290669-1	4	x10	✓			Tested Re-run
10:40	11:40	290810	3	x1	✓	12:20	1:20	Fire
		290817-2	1	x1	✓	1:30	2:30	
		3	2	x1	✓			
		290818-3	3	x1	✓			
		4	4	x1	✓			
2:20	3:20	3-9-2009						
		290821	1	x1	✓	9:40	10:40	
		290831-1	2	x1	✓			
		2	3	x1	✓			
3:30	4:30	3	4	x1	✓			
		290817-3	1	x1	✓	11:00	12:00	Amend
		-3	2	x20	✓			Re-run Tested
12:00	1:00	290814	3	x100	✓			

QC Tv = 8.0 Limit 6.81-9.19 all ok (SH)
Dup Limit NP 0.029
Spike 0.2 Limit 65-128%

NO_3

3-6-2009

#	Sample	DIL	Area	Result	#	Sample	DIL	Area	Result
2	1.0		>1.0		22	0746-2	x20	0.51	10.2
4	1.0		0.97		24	0797-1	x10	>1	
6	1.0		0.99		26	2	x10	0.07	0.7
8	0.7		0.71		28	3	x10	<0.05	
10	0.5		0.49		30	4	x10	0.33	3.3
12	0.2		0.2		32	0800	x10	0.11	1.1
14	0.1		0.1		34	0801-2	x10	>1	Re-run
16	0.05		0.05		36	0815-2	x10	0.38	3.8
18	No 0.2		0.18		38	3	x10	0.65	6.5
20	QC NYS 1007	x10	0.8	Tv=8.0 8.0	40	0820-1	x10	0.26	2.6
22	0746-1	x10	0.05	0.5	2	1.0		1.0	
24	2	x10	>1	Re-run	4	QC NYS 1007	x10	0.84	8.4
26	0759-1	x10	0.28	2.8	6	0820-2	x10	0.62	6.2
28	2	x25	0.89	22	8	0832-1	x10	.07	0.7
30	0760-4	x10	0.24	2.4	10	2	x10	0.62	6.2
32	6	x10	0.33	3.3	12	DUP 0790	x10	N 0.16	1.6
34	0761-1	x10	0.11	1.1	14	Spike 0.2 0790	x10	N 0.34	-0.16=0
36	2	x10	0.87	8.7	16	0797-1	x20	0.54	10.8
38	0762	x10	<0.05	<0.5	18	0797-3	x1	?<1	
40	0772-1	x10	<0.05	<0.5	20	0801-2	x25	0.5	12.5
2	1.0		0.99		22	0836-2	x10	0.52	5.2
4	QC NYS 1007	x10	0.82	Tv=8.0 8.2	24	-3	x10	0.14	1.4
6	0772-2	x10	0.38	3.8	26	10		1.0	
8	0786-1	x10	0.2	2.0	28	0797-3	x10	<0.05	<0.5
10	2	x10	0.11	1.1	30	DUP 0797-4	x10	0.33	3.3 ✓
12	0789-1	x10	0.16	1.6	32	DUP 0797-2	x10	0.07	0.7
14	0790	x10	0.16	1.6	34	0797-3	x1	<0.05	<0.5
16	0791-1	x10	0.13	1.3	36	1.2		0.98	
18	Spike 0.2 0759-1	x10	N 0.45	-0.28	38				
20	DUP 0759-1	x10	N 0.38	2.8	40				

Sample DIL
BLANK
STD 0.2
STD 0.8
QC ERA PN1071 x25
290768 x2
290783-1 x5
2 x5
290785-1 x5
2 x50
290845 x50
DUP 290845 x50
Spike 0.2
290845 x50
STD

Re-run
QC Tv = 9.92 L
Dup Limit 0.09
Spike 0.9 Limit
New STD Curv

TC
Sample wt. Flu
290865-1 15g 300

Cr6

Cr 6

Date	Sample	DIL	%T	Cume	Result	Comment
1-25-09	DIG BLK		99			
1700	0707.01	X1	NC	<0.02		
	sp .01	X1	56	0.16		80%
	dpsp .01	X1	56	0.16		80%
+0.25ppm	LFB	X1	46	0.21		84%
	QC1546(1)	X1000	84	0.06	60.0 ~~60.0~~ BH	AVE-40
mdp	QC1546(2)	X1000	92	0.02	20.0	
	NY2046(3)	X1000	95	0.01	10.0	~~84%~~ ~~100%~~
+0.25ppm MSP	NY2046(4)	X1000	45	0.22		~~100%~~
mdp	NY2046(5)	X1000	92	0.02	20.0	80% BH
	(1) DIGESTED 0.1g ↑100mLS					
	(2) DIGESTED 0.5g ↑100mLS					
	(3) DIGESTED 0.1g ↑100mLS					
80% REC.	(4) DIGESTED 0.1g ↑100mLS + 50µl of 500ppm					
	(5) DIGESTED 0.5g ↑100mLS					
84% REC.	LFB - 50µl of 500ppm ↑100mLS					
	CALC., CHK'D + Reported E. HARRISON 2-25-09 BH.					
3-4-2009	BLANK		100			
9:50	0.1		68	0.1	100%	
QC TV=0.212 0.171-0.254	0.3		32	0.31	103%	
Dup Limit 0.02 Spike Limit 85-115%	QC NYS 0532	x1	44	0.225		TV=0.212
Dup Limit 0.02	290768-2	x2	NC	<0.02	x2 <0.04	
Full Std Cond 2/23/2009	290790	x1	NC	<0.02	x1 <0.02	
17:00	290789-1	x1	NC	<0.02		

Date	Sample	DIL
3-11-2009	BLANK	
9:40	0.1	
	0.3	
	QC NYS 0532	x1
	290857-2	x2
	4	x2
	290814	x4
	QC SOIL 54	x200
	SPIKE 0.25 290814	x4
	DUP SPIKE 0.2 290814	x4
	BLANK	
	290900-2	x1
	SPIKE 0.2 290900-2	x1
	DUP SPIKE 0.2 290900-2	x1
#2	QC SOIL	TV
Spect	Water	TV
	DUP SOIL	L
	Water	
all	SPIKE SOIL	
	0.2 NP Water	
OK SH	Full	ST

SO4

Date	Sample	DIL	%T	Curve	Result	Comment	Date	Sample
3-10-2009	BLANK		100					
S1	5 ppm		91	=5	100%			
	10 ppm		77.5	=9.5	95%			
	20 ppm		52	=20	100%			
	30 ppm		36	=30.5	101%			
	40 ppm		25	=42	105%			
	50 ppm		19	=48	96%			
	QC NYS 9702	x5	25	40 x 5 = 200		TV=190		
	290768-1	x2	71	12 x 2 = 24				
	290788-1	x1	89	5.5				
	290790	x2	45	24 x 2 = 48				
	290847-3	x1	97	<5				
	Re-run 290790	x5	77	9.5	x5 = 47.5	>(45)		
	DUP 290790	x5	80	8.5	x5 = 42.5			
	SPIKE 20 290790	x5	40	27.5 - 8.5 = 19		95%		
#2	QC TV = 190	Limit			169-212			
Spect.	DUP Limit		2.54					
	SPIKE Limit			71.4 - 128 %				
	New Full STD Curve							
	All OK		(S4)					