

December 16, 2011

Mr. Henry Willems
Project Manager
New York State Department of Environmental Conservation
Division of Environmental Remediation
Remedial Bureau C, 11th Floor
625 Broadway,
Albany, New York 12233-7014

Subject: Pre-Design Investigation Report and Interim Remedial Measure Work Plan – 254 Maspeth Avenue Property
Equity Former Works Manufactured Gas Plant (MGP) Site
Brooklyn, New York
NYSDEC Site No.: 224050, Order on Consent Index #: A2-0552-0606

Dear Mr. Willems:

National Grid is submitting the following Pre-Design Investigation (PDI) Report and the Interim Remedial Measure (IRM) Work Plan for the 254 Maspeth Avenue property located in Brooklyn, New York (Figure 1). The 254 Maspeth Avenue property is located within the footprint of the Equity former Works Manufactured Gas Plant (MPG) site (the Site) which consists of three adjoining properties – 222 Maspeth Avenue, 252 Maspeth Avenue, and 254 Maspeth Avenue (Figure 2). This document presents the following:

- A brief background of the 254 Maspeth Avenue property;
- The results of the PDI completed at the 252 and the 254 Maspeth Avenue properties;
- The preliminary draft results for the portion of the Remedial Investigation Work Plan Addendum No. 1 completed at the 254 Maspeth Avenue property;
- The objectives of the IRM Work Plan; and
- A description of the IRM activities.

The PDI was completed pursuant to the New York State Department of Environmental Conservation (NYSDEC)-approved PDI Work Plan dated August 2011. The PDI activities were conducted in August and September 2011.

This IRM Work Plan was developed pursuant to a Multi-site Order on Consent and Administrative Settlement, Index # A2-0552-0606, between The Brooklyn Union Gas Company (now d/b/a National Grid) and the NYSDEC and in accordance with applicable guidelines of the NYSDEC and the New York State Department of Health (NYSDOH). The IRM activities are tentatively scheduled for winter (February) 2012 and consist of removal of soils above the groundwater surface (approximately the top 5 to 7 feet) on the 254 Maspeth Avenue property. The IRM will result in the removal of visible MGP-related impacts within the footprint of the proposed redevelopment construction activities for the 254 Maspeth Avenue property.

Background

The historical and current structures located at the Site are shown on Figure 2. Information regarding past and current property use is summarized below:

Site History and Description

The Site was operated as a MGP from approximately 1893 to 1929, first by the Equity Gas Light Company and later by the Brooklyn Union Gas Company (BUG). Gas manufacturing used the carbureted water gas (aka Lowes) process. BUG sold the Site in September 1951. Subsequently, the Site was used for storage (pipe and valves) for the period of 1965 to 1981, and appears to have been vacant during the period of 1986 to 1988. The Site appears to have been used as a solid waste transfer facility from 1990 under the ownership of various parties.

A Remedial Investigation (RI) is currently being conducted at the Site by National Grid. Specifics of the RI scope of work are presented in the NYSDEC-approved RI Work Plan (AECOM, 2009). Based on historical information obtained during the RI, five former MGP era structures (former generator house, former boiler house, former tar tank, former tar separator, and former gas oil storage house) were present on the 254 Maspeth Avenue property. The locations of these former structures are shown on Figure 2. Foundations for each of the five former structures were encountered during the RI.

Current Property Layout

The Site currently houses a waste recycling facility and associated vehicle and equipment storage, with primary Site activities occurring at the 222 Maspeth Avenue parcel, currently operated by Cooper Tank Recycling (Cooper Tank). The entire Site is now owned by third parties as provided below:

- 222 Maspeth Avenue – This property is owned by 222 Maspeth Avenue, LLC and is currently used as an active waste recycling/waste transfer station. Currently one enclosed building housing offices and one open building (no walls, with roof) housing waste recycling operations are present on the lot. The lot is operated by Cooper Tank.
- 252 Maspeth Avenue – This property is owned by Giacomo and Giovanna Bordone and is currently leased by Cooper Tank. The property is used as a maintenance center for equipment and a two story concrete building is present on the north side, along Maspeth Avenue.
- 254 Maspeth Avenue – This property is currently owned by 254 Maspeth Avenue, LLC and leased to Cooper Tank for occasional storage of empty roll-offs, parking of tractor-trailers, and Cooper Tank employee vehicle parking. Two rectangular concrete scales for measuring truck tare weight were recently installed on the northern portion of the property. A storm water collection structure was also installed north of the truck scales.

The current operator of 254 Maspeth Avenue, Cooper Tank, is in the process of obtaining a NYSDEC Part 360 Permit for operating a recycling facility. This permit, which will include expansion of the current 222 Maspeth Avenue facility into the 252 and 254 Maspeth Avenue properties, requires construction of a minimum 8-inch thick concrete pad across the entire surface of the Site, a storm water collection system, and a 30-foot high wall along the perimeter of the 254 Maspeth Avenue property. These activities are expected to be invasive and could encounter residual MGP waste observed during the ongoing RI activities. As a result, National Grid and the NYSDEC have agreed that an IRM be conducted on the 254 Maspeth Avenue property. The IRM will remove visual MGP-residual impacts above the groundwater surface.

Site Geology/Hydrogeology

During the RI, soils within the upper 15 to 20 feet of the 254 Maspeth Avenue were observed to consist of imported fill material made up of silt, sand and gravel mixed with slag, coal, brick, concrete, metal, ash, and clinkers. A layer of meadow mat (peat and clay) is present below the fill layer and acts to separate the underlying native soils from the overlying fill. Shallow groundwater is located at depths of approximately 5 to 7 feet (ft) below ground surface (bgs).

254 Maspeth Avenue Property Investigations

Several investigations have been conducted on the 254 Maspeth Avenue property to-date. These include:

- Previous investigation activities were conducted on portions of the 254 Maspeth Avenue property in 2004 and 2005 by the contemporary property owners, as listed below:
 - A Phase II Environmental Subsurface Investigation (ESI) was conducted in September 2004 by EEA Inc. (EEA) on behalf of Spencer Realty Corporation (the property owner) and Cooper Tank (the potential property buyer). EEA installed 6 soil borings on the property and collected soil samples which were analyzed for VOCs, SVOCs, and RCRA metals. SVOCs and various metals were detected in all six borings. VOCs were detected in two of the borings. The subsurface geology was characterized to the completion depth of the borings.
 - A Phase I Environmental Site Assessment (ESA) was conducted in October 2004 by Gannett Fleming Environmental (GFE) on behalf of Cooper Tank, who was the potential buyer of the property. GFE conducted a records search, interviews, and site visit. Surficial soil staining was observed on site.
 - For the 252 and 254 Maspeth Ave properties, GFE performed geotechnical investigation work on behalf of Cooper Tank in September 2006 (GFE, 2006). GFE installed five soil borings to investigate the geology below these properties.
- A RI was conducted by AECOM on behalf of National Grid from September 19, 2009 to February 12, 2010 on the 254 Maspeth Avenue property. Two test pits (TP-2 and TP-3) were excavated, 8 soil borings were completed, 8 monitoring wells installed, and surface soil, subsurface soil, and groundwater samples were collected and analyzed during the RI. The investigations confirmed that MGP-related compounds are present in the soil and groundwater beneath the 254 Maspeth Avenue parcel.
- The ongoing RI Addendum is being conducted by AECOM on behalf of National Grid that started on September 19, 2011 on the 254 Maspeth Avenue property. Two soil borings (SB-16C and SB-22) were completed. In addition, two test pits were completed (TP-4 and TP-4A) during PDI work performed in September 2011. A detailed description of the findings of the RI Addendum completed to date on the 254 Maspeth Avenue is provided in the next sections.

A summary of visual impacts and analytical soil data with PAH exceedances within the top 7 feet of the 254 Maspeth Avenue property is shown on Figure 3.

RI Addendum

RI Addendum activities completed to date at the 254 Maspeth Avenue property were conducted to delineate impacts and to collect soil for analysis that provide information to support the understanding of subsurface conditions beneath the 254 Maspeth Avenue property. The test pits under the RI Addendum scope of work (TP-4, and TP-4A) were completed during the PDI activities. Field activities began on September 13, 2011 and are ongoing. Figure 3 includes the locations of the RI Addendum test pit and soil boring locations.

The objectives of the RI Addendum are listed below:

- Advance soil boring SB-16C located adjacent to soil boring SB-16B to determine the presence and elevation of the lower clay confining unit (Gardiner's Clay), and evaluate the presence/absence of MGP residuals above the Gardiner's Clay observed at SB-1C, and downgradient from primary MGP structures at the 222 Maspeth Avenue parcel.
- Advance SB-22 located east of the former tar tank and boiler house, along the southern property boundary, to determine the presence and elevations of the meadow mat (peat), interbedded clay formations, and evaluate the presence/absence and distribution of MGP residuals observed at SB-11 and SB-17.
- Advance test pit TP-4 (and TP-4A) to evaluate the former tar separator and tar tank underlying the boiler house along the northern site boundary near the buried stream channel.

Soil Boring and Test Pit Completion

Soil borings were advanced at locations presented in Figure 3 using sonic drilling methods under the supervision of AECOM personnel.

Two test pits (TP-4 and TP-4A) were excavated to evaluate the presence of former MGP structures, including the former tar well and the former tar separator adjacent to SB-12. Concrete foundations were observed within the northwest portion and along the northeastern wall of TP-4 indicating potential presence of foundations/walls of either the former boiler house, former tar separator and/or former tar well. Concrete foundations were also observed along the northwestern portion of TP-4A indicating the potential presence of the southwestern wall/foundation of either the former tar separator or the former boiler house. Hardened tar was observed in TP-4 from 2 ft bgs to the bottom of the test pit along with LNAPL emulsion of oil-like material (OLM) on the groundwater surface and strong diesel-type odor.

A summary of visual and olfactory impacts above the groundwater surface (the target excavation depth for the IRM) is presented below and shown in Figure 5:

- No visual or olfactory impacts were observed in test pit TP-4A.
- Coal cinders, an ash layer, and a few hardened tar pieces were observed from 2 to 4 ft bgs in test pit TP-4;
- A slight tar-like odor was detected from the 0 to 1.5 ft bgs in soil boring SB-16C.
- A slight petroleum-like odor from 1 to 2 ft bgs and slight fuel oil-like odor from 3.5 to 4 ft bgs were detected in soil boring SB-22.

The soil borings and test pits were logged by an AECOM geologist recording such data as the presence of fill material or subsurface structures, the nature of each geologic unit encountered, observations

regarding moisture content, the results of PID readings, and visual and olfactory observations regarding the presence of hydrocarbon-like residuals. The test pit logs are included as Attachment A. Soil boring logs for recently installed soil boring SB-16C and SB-22 are in preparation.

Pre-Design Investigation Report

PDI activities were conducted to investigate and delineate visual impacts and to collect soil for pre-characterization analysis. Additional test pits completed on the 252 Maspeth Avenue property including TP-18, TP-19, TP-20, and TP-21 to determine if there were visual MGP-impacted soils at this parcel that needed consideration during planning of IRM activities at the 254 Maspeth Avenue parcel. The test pits under the RI Addendum scope of work (TP-4, and TP-4A) were also completed during the PDI activities. Field activities were completed between September 1, 2011 and September 9, 2011. Figure 4 provides the location of the PDI and RI investigation locations.

The objectives of the PDI are listed below:

- delineate the horizontal extent of the visually contaminated soils located around SB-4, TP-2, and SB-12;
- confirm the vertical extent of the visually contaminated soils to be removed;
- investigate the unsaturated soils located within the footprint of the proposed perimeter wall; and
- pre-characterize soils for disposal options.

Test Pit Completion

A total of twenty-one (21) test pits were excavated at locations presented in Figure 4 to delineate visually impacted soils observed at RI locations SB-4, TP-2, and SB-12 (Figure 3) and to investigate and delineate the presence of visually impacted soils, if any, along the footprint of the proposed perimeter wall of the 254 Maspeth Avenue property and within the 252 Maspeth Avenue property. Excavation was accomplished using a backhoe under the supervision of an AECOM geologist.

Seventeen (17) of the test pits were excavated on the 254 Maspeth Avenue property. Of these, fifteen (15) perimeter test pits (TP-5 through TP-12, TP-12A, TP-13, TP-14 TP-15, TP-15A, TP-16, and TP-17) were advanced to the groundwater surface (with the exception of TP-12, which was terminated above the groundwater surface due to nuisance odor conditions generated during excavation of this test pit) at an approximate spacing of 50 feet. Each test pit was approximately 5 feet wide along the perimeter wall and extended approximately 15 feet into the property from the property perimeter to account for potential footings of the proposed perimeter wall (the preliminary wall design is understood to extend this distance into the parcel from the property line). Two additional step-out locations (TP-12A and TP-15A) were excavated at 25 foot intervals along the perimeter due to the presence of visual MGP-residuals in TP-12 and TP-16. Two test pits (TP-2B and TP-2C) were excavated to evaluate the presence and extent of tar observed at RI location SB-4 and test pit TP-2. The test pits were advanced to the groundwater surface and were approximately 5 feet wide and 20 feet long.

Four (4) test pits (TP-18 through TP-21) were advanced to the groundwater surface within the 252 Maspeth Avenue property. Each test pit was approximately 5 feet wide along and extended approximately 15 feet in length. A summary of visual and olfactory impacts observed during this work is presented below and shown in Figure 5:

- No visual or olfactory impacts were observed in test pits TP-2C, TP-5, TP-6, TP-7, TP-8, TP-09, TP-11, TP-12A, TP-13, TP-18, TP-19, TP-20, and TP-21;
- Only naphthalene-like odors were detected in test pits TP-14, TP-15, and TP-15A. No visual impacts were observed in these test pits;
- A sheen was observed in the groundwater in test pit TP-10;
- Highly weathered hardened tar, tar saturated lenses, and tar coated material were observed from 0.5 to 5.75 ft bgs in test pits TP-16 and TP-17;
- A layer of coal with few hardened tar balls was observed at 2.8 ft bgs and spots of seeping tar were noted at 4 ft bgs (when exposed to air) in test pit TP-2B;
- A Light non aqueous phase liquid (LNAPL) emulsion of OLM and strong diesel-type odor was also observed on the groundwater table of TP-2B, and
- Heavily tar-coated to tar saturated lenses were observed down to 4.75 ft bgs in test pit TP-12. This test pit was terminated at 5 ft bgs due to strong odors.

The test pits were logged by an AECOM geologist recording such data as the presence of fill material or subsurface structures, the nature of each geologic unit encountered, observations regarding moisture content, the results of PID readings, and visual and olfactory observations regarding the presence of hydrocarbon-like residuals. The test pit logs are included as Attachment A.

Soil removed during the excavation of the test pit was temporarily stored on a sheet of plastic. To the extent possible, visually un-impacted soil was segregated from visually impacted soil. Upon completion of each test pit, impacted soil and debris were returned to the excavation first, followed by existing surface soils removed from that excavation to return the excavation to original grade.

All Investigation Derived Waste (IDW) generated during the PDI was collected in properly labeled 55-gallon drums, characterized with laboratory analyses, and properly disposed in accordance with management of IDW procedures outlined in Field Sampling and Analytical Plan (FSAP) provided in the RI Work Plan (AECOM, 2009).

Ambient air quality and dust concentrations were monitored upwind and downwind of activities during all ground intrusive operations in accordance with the methods outlined in the PDI Work Plan. Data was collected using photoionization detectors (PIDs) and aerosol monitors. Real time volatile organic compound (VOC) and aerosol readings were recorded by AECOM personnel in 15 minute intervals and logged continuously by the apparatus. No exceedances of action levels were noted. Logged data has been reviewed and is provided as Attachment B.

IRM Soil Waste Characterization Sampling

Waste characterization sampling was performed as part of the September 2011 PDI activities. The number of samples and types of analyses performed was determined in consultation with the anticipated soil disposal facilities – Clean Earth of Southeast Pennsylvania, Inc. located in Morrisville, Pennsylvania and Bay Shore Recycling of New Jersey, Inc. located in Keasbey, New Jersey. The IRM excavated soils will be managed as industrial non-hazardous solid waste under NYSDEC Part 360 regulations.

IRM Project Responsibilities

The principal organizations involved in designing and implementation of the proposed IRM will be National Grid, the NYSDEC, the NYSDOH, AECOM, the Mitigation Contractor(s), and the Property Owner.

National Grid

National Grid is responsible to the NYSDEC for the remedial design, implementation, and evaluation of this IRM in accordance with the Order on Consent [NYSDEC, 1998]. National Grid, through their consultant, AECOM, has the authority to monitor and control the quality of construction and related activities to ensure conformance with the engineering design plans and specifications. National Grid has the authority to select and dismiss the Contractor(s) used to assist them with fulfilling these responsibilities. National Grid also has the authority to select and accept or reject design plans, specifications, materials, and workmanship of the contractors and subcontractors.

NYSDEC and NYSDOH

The NYSDEC Division of Environmental Remediation and the NYSDOH will review National Grid's IRM Work Plan for substantial compliance with the agency's regulations. Any substantial deviations from the requirements or approved work plans will be submitted to the NYSDEC and NYSDOH for approval. The NYSDEC and NYSDOH must approve the IRM as meeting the remedial goals.

AECOM

AECOM is the engineer responsible for the IRM design and implementation. AECOM will be the field engineer/supervisor during the work and will make recommendations to National Grid regarding field decisions during construction. AECOM will collect any additional soil characterization samples if needed, implement the Community Air Monitoring Plan (CAMP), and will prepare a Completion Report for the IRM.

Remediation Contractors

The Remediation Contractors ("Contractors") referred to in this Work Plan will be selected by National Grid from qualified soil removal and disposal contractors. The Contractors will be responsible for the performance of the work in accordance with this Work Plan and contract documents including specifications and design drawings. The Contractor shall be responsible for the Health and Safety of Contractor's employees, its Subcontractors, suppliers, agents, inspectors, visitors, the general public, and any others associated with or interacting with Contractor who provides labor, goods, or other services on the Project site. The Contractors will report directly to AECOM either as AECOM subcontractors or National Grid contractors. The Contractors will be given a copy of the Order on Consent and will be required to comply with it as a condition of their contracts.

Property Owner/Facility Operator

The IRM will be coordinated with the Property Owner and the Facility Operator so that the interference from installation of the IRM is to a minimum. The Property Owner and the Facility Operator will provide access to National Grid and others, in accordance with an access agreement, so that the IRM can be implemented as provided in this Work Plan. The Property Owner and the Facility Operator have no responsibility for the remedial design, construction, and evaluation of the IRM. Once the IRM is completed, the Property Owner and the Facility Operator will be responsible for the proposed 254

Maspeth Avenue property redevelopment activities in accordance with an NYSDEC-approved Interim Site Management Plan.

IRM Objectives

The objectives of this IRM are to:

- Remove, to the extent possible, visual MGP-residual impacts observed in soils above the water table (or to a minimum depth of 5 ft bgs if the water table is shallower) on the 254 Maspeth Avenue property; and
- Provide a safe working environment during the proposed redevelopment of the 254 Maspeth Avenue property.

Visual MGP-residual impacted soils are being targeted for the IRM, as they have been identified as sources that are readily recoverable. Cooper Tank, responsible for the proposed redevelopment of the 254 Maspeth Avenue property, has stated to National Grid that field activity during the proposed redevelopment will extend to a maximum depth of 5 ft bgs. As such, soils within the limits of the IRM will be removed to a minimum depth of 5 ft bgs irrespective of the depth of the water table. Any remaining MGP-residual impacts across the 254 Maspeth Avenue property will be accounted for in a Site Management Plan and/or final Remedial Design/ Cleanup Plan for the Site.

IRM Scope of Work

To achieve the IRM objectives, the proposed approach for the IRM includes removal of soils above the water table (or to a minimum of 5ft bgs) via excavation and transportation off-site for thermal treatment and disposal. The depths to groundwater encountered during RI and PDI investigation work on the 252 and 254 parcels are shown on Figure 6. The areas to be excavated are shown in Figure 7 and are as follows:

- Soils within Area A will be excavated to remove visual MGP-residual impacts observed during the RI Addendum including test pit TP-4;
- Soils within Area B will be excavated to remove visual MGP-residual impacts observed during the RI including test pit TP-3 and soil boring SB-12;
- Soils within Area C will be excavated to remove visual MGP-residual impacts observed during the RI including test pits TP-2, TP-2B and soil boring SB-4 and PDI test pit TP-12; and
- Soils within Area D will be excavated to remove visual MGP-residual impacts observed in soils within the PDI test pits TP-16 and TP-17.

The extent of each area of excavation was based on the nearest clean investigation location, if present, and may be expanded based on observations during the field work.

The proposed IRM will include the following components:

- mobilization and site preparation;
- air monitoring to evaluate potential fugitive emissions;
- excavation of identified shallow soils above the water table to limits shown in Figure 7;
- transportation and management of impacted material at an offsite permitted facility; and

- surveying, backfilling, site restoration, and demobilization.

The work will be completed by a remedial contractor under the supervision of AECOM. AECOM will be on site during the fieldwork to document the removal activities and to perform the community air monitoring. Descriptions of each of the tasks that will be performed during implementation of the IRM are presented below.

Mobilization and Site Preparation

Mobilization will include all labor, materials, equipment, surveys, and other items required to obtain required permits; arrange for waste transportation; arrange for utility hook-ups (as needed); mobilize field office (if needed), stage necessary equipment and personnel; implement the Health and Safety Plan (HASP) and hold an onsite health and safety training session; setup an onsite decontamination facility; and maintain project records.

Site preparation activities will be conducted as part of the mobilization and include utility clearance, installation of a temporary construction fence as needed for the proper implementation of the IRM, installation of traffic controls, implementation of erosion and sedimentation controls, and installation of a decontamination/tracking pad.

Prior to the start of the excavation work, Dig Safely New York will be contacted and companies with subsurface utilities present will be requested to mark-out their utilities in the excavation area. Note that based on previous sampling performed in this area, subsurface utilities are not anticipated to be present in the excavation area.

The contractor performing the excavation activities will establish parking and equipment storage areas on the 254 Maspeth Avenue property. Use of this area for storage and parking will ensure that disruption to Cooper Tank will be minimized.

All necessary engineering odor controls will be installed prior to the start of excavation activities.

No New York State, or federal permits or approvals are known or believed to be required for the work. The work is being conducted under an Order on Consent with the NYSDEC.

Excavation

Excavation of shallow soil will be conducted in four discrete areas as shown in Figure 7. Excavations will extend to the groundwater surface, and, within the perimeter wall footprint, to a minimum depth of 5 ft bgs. The groundwater surface ranges between 5 and 7.5 ft bgs as observed during previous investigations on the 254 Maspeth Avenue property.

The extent of excavation as shown in Figure 7 is based on the results of the RI and PDI and may be modified in the field if additional visual impacts are observed on the sidewalls of the excavation.

- Areas A and B - Soils will be removed via straight-cut excavation down to the groundwater surface, and to a minimum depth of 5 ft bgs, without sloping or shoring.
- Area C - Soils within the perimeter wall footprint will removed via straight-cut excavation down to 5 ft bgs and shored via a 1H:1V (H=horizontal, V=vertical) from 5 feet bgs to the groundwater

surface. Soils within the remainder of Area C will be removed to the groundwater surface via a 1H:1.5V sloping to ensure excavation stability.

- Area D - Soils within the perimeter wall footprint will be removed via straight-cut excavation down to 5 ft bgs and shored via a 1H:1V (H=horizontal, V=vertical) from 5 ft bgs to the groundwater surface. Soils within the remainder of Area C will be removed to the groundwater surface via a 1H:1.5V sloping to ensure excavation stability.

Fill material is expected to be encountered throughout the depth of excavation. Additional soil pre-characterization analytical samples may be collected, if necessary, by AECOM according to the QAPP included in the RI Work Plan submitted to the NYSDEC in 2009. No post-excavation confirmation samples will be collected.

Excavation will begin following site clearing and grading, if necessary, site preparation activities including implementation of erosion and sedimentation controls and installation of a decontamination pad, and implementation of a Community Air Monitoring Program (CAMP). Soils will be excavated with standard track-mounted equipment.

Waste Management

Onsite Waste Management

The soils within the excavation areas have already been pre-characterized as per off-site thermal treatment facility requirements. To the extent possible, excavated soil will be loaded directly into trucks for off-site transportation. However, because of construction sequencing and off-site disposal facility scheduling issues, and in order to consolidate large amounts of waste material for bulk truck shipments, it will likely be necessary to temporarily store waste material onsite prior to loading and shipment. In these instances, excavated soil will be stockpiled within the 254 Maspeth Avenue property limits. The stockpiles will be bermed and liners will be used to protect underlying materials from becoming impacted. Based on the available data, the composition of the excavated soils will meet the requirements of NYSDEC guidance, *Management Of Coal Tar Waste and Coal Tar Contaminated Soils and Sediment* [(DER - 4), NYSDEC 2002], and can be managed as solid wastes at approved offsite disposal facilities as non-hazardous industrial waste.

Any construction water generated during the implementation of the IRM will be collected and stored on the 254 Maspeth Avenue property for off-site disposal. Construction water will be analyzed and characterized according to receiving disposal facility requirements prior to transportation.

Construction and demolition (C&D) materials (e.g., concrete) removed during the excavation will be segregated, visually inspected, and decontaminated using scrapers, shovels, and a steam cleaner, as necessary, and loaded into roll-offs for off-site transportation and disposal.

On-site storage will take place in accordance with all laws and regulations dealing with the type of waste being stored. Liquid wastes will be stored in appropriate tanks or drums. Other (non-soil) solid materials will be stored in roll-off containers or covered stockpiles.

Off-site Transportation

Excavated materials will be transported off-site in dump or tanker trucks to the receiving facilities (listed below). Transportation of impacted materials from the 254 Maspeth Avenue property will be performed in accordance with all regulatory requirements.

All haul trucks will be permitted waste transporters in the State of New York and have impermeable poly bed liners and impermeable poly covers that fully line the bed of the truck and can be overlapped to cover the top of the load to manage odors during transportation and, if there is the potential for liquids or tarry material leaking from the waste, they will have gasketed tailgates. The trucks may be sprayed, as necessary, with odor suppressive foam prior to covering to reduce vapor and odor emissions. The vehicles will be loaded in such a way as to avoid contamination of their exteriors, including tires. In the case when truck exteriors do become contaminated, they will be decontaminated prior to leaving the property. All trucks will be checked before leaving the 254 Maspeth Avenue property and all loose soil or other materials will be brushed off to prevent spreading to streets or other areas offsite.

Waste shipments will be documented using the required waste manifests. Other materials, including C&D debris and used personnel protective equipment that have no specific documentation requirements will be documented using waste tracking forms, bills of lading, and receipts. All shipments of waste from the 254 Maspeth Avenue property will be documented, describing the type and amount of material and the receiving facility.

Off-site Disposal or Treatment

The following facilities have been identified for the thermal desorption and disposal of soils impacted with MGP-residuals from the 254 Maspeth Avenue property:

- Bayshore Soil Management of New Jersey, LLC, located at 75 Crows Mill Road, Keasbey, NJ 08832.
- Clean Earth of Southeast Pennsylvania, Inc., located at 7 Steel Road East, Morrisville, Pennsylvania 19067.

These treatment facilities are suitable for the disposal of non-hazardous industrial waste and contaminated debris that has been crushed to appropriate size. Bayshore Soil Management has been identified as the primary off-site treatment facility for soil disposal. As previously mentioned, the soil has been characterized and accepted by Bayshore Soil Management for disposal. The pre-characterized soil analytical data will be provided to the selected Contractor for approval from the thermal treatment facility.

Debris which cannot be reduced to the appropriate size will be transported to an approved and licensed landfill disposal facility or recycling facility (Bayshore Recycling or similar). Plastic, PPE, and construction waste water will be transported and disposed offsite at an approved disposal facility (Clean Water of New York, Inc. or similar).

Site Restoration

Upon completion of excavation activities, the excavated areas will be backfilled to grade with either clean concrete, supplied by Cooper Tank, sized for use as backfill material or fill (from either off-site or on-site sources) that is clean as per NYSDEC 6 NYCRR Part 375 Subpart 6.7 (d), in 12-inch lifts and properly compacted. The top 5 ft of the excavated area within the perimeter wall footprint may be left open, if requested by Cooper Tank Inc. The concrete supplied by Cooper Tank will meet the requirements under

Cooper Tank's existing facility permit (DEC No. 2-6101-00061/000001), Subpart 360-16.4 (c) (4) and any other applicable local laws and regulations. Any fill material brought on the 254 Maspeth Avenue property for use as backfill will be sampled at least once for each borrow source and submitted to NYSDEC for approval. All remnants of the IRM activities will be removed from the 254 Maspeth Avenue property after completion of IRM activities. Disturbed areas shall be re-graded to match the surrounding areas.

Environmental Controls

Environmental controls will ensure that the work activities do not spread impacted soil and MGP wastes outside the impacted areas and maintain the protection of human health and the environment throughout the remedial activity. Site control and safety procedures will be consistent with the procedures presented in the NYSDEC-approved Equity Former MGP Site RI Work Plan (July 2009).

Odor, Vapor, and Dust Control

Odor, vapor, and dust control will be required for this project due to the immediate proximity of commercial buildings. An odor and vapor suppressing foam (Rusmar AC-654 foam or similar) and plastic sheeting (or other approved methods, including BioSolve™ and similar products) will be available at all times during the remedial activity to contain air emission sources. The necessary application equipment and plastic sheeting will be brought on the 254 Maspeth Avenue property during mobilization, along with odor neutralization concentrate.

Air Monitoring

Site perimeter and work zone air monitoring will be performed per New York State Department of Health (NYSDOH) and Occupational Safety and Health Administration (OSHA) requirements, and according to the NYSDEC approved RI Work Plan site-specific HASP and CAMP.

Erosion and Sediment Control

The IRM activities will not disturb an area greater than one acre in size. Erosion will be prevented and sediment will be controlled during all onsite earthwork activities in accordance with the applicable New York State guidance. Stormwater run-off will be controlled to prevent contact with impacted soils. Stormwater that does contact impacted soils will be collected and disposed off-site. Hay bales, silt fence, and/or rip rap will be used as necessary to prevent erosion of exposed soils.

Decontamination pads will be used to remove mud from truck tires and prevent tracking of mud and impacted soil onto the streets.

Decontamination

During and upon completion of the excavation phases of the project, decontamination of equipment will be performed in order to prevent contaminated material from being spread offsite during waste hauling activities and to prevent the spreading of impacted material to un-impacted areas of the site. Trucks used for transport of excavated material will be decontaminated using dry decontamination methods (*i.e.*, removal of loose material with a broom or brush) to the extent practicable to limit the volume of decontamination water, which will require treatment and disposal. These methods, along with parking of trucks on plastic sheeting during loading, will effectively prevent the spread of contaminated materials onto roadways during transport to disposal facilities. Decontamination of the earth-moving equipment will

occur at the completion of the excavation phase and prior to the handling of clean backfill or mobilization offsite. The method of equipment decontamination will consist of pressure washing to remove any impacted soil. Decontamination water generated during cleaning of tools and equipment will be temporarily stored on-site for later off-site disposal at an approved facility. Water generated from decontaminating personnel will be minimal due to the availability of disposable personal protective equipment (PPE) such as tyvek coveralls, booties, and nitrile gloves.

Following completion of the excavation work all excavation limits will be surveyed for elevation and location using a licensed New York surveyor.

Schedule

The IRM is tentatively scheduled for February 2012 and shall be implemented at a time that is acceptable to the owner of 254 Maspeth Avenue. The anticipated duration of field activities are as follows

- 3 days for mobilization and site preparation
- 12 days for excavation, offsite soil disposal, and backfilling
- 3 days for final grading, landscaping, and demobilization

Please note that backfilling within the perimeter wall footprint may be terminated at the design depth for the wall foundation (4.5 to 5 feet bgs) rather than backfilling to grade to facilitate Cooper Tank's subsequent construction of the perimeter wall foundation. National Grid intends to coordinate with Cooper Tank on their schedule for wall installation. Please also note that National Grid will keep the NYSDEC apprised of the final schedule and backfilling plans for completing the IRM prior to or during the work to ensure all parties are in agreement with the backfilling approach.

IRM Completion Report

Following the completion of the IRM, a report will be prepared and submitted to the NYSDEC as outlined in the Roles and Responsibilities section above. The report will include a discussion of the following:

- A discussion of the field activities performed at the property.
- A photographic record for the field activities.
- A description of changes made to the scope of work for the IRM.
- A summary of the quantity of soil removed from the property.
- A map showing the "as-built" limits of the excavation.
- A description of the site restoration activities.
- Documentation presenting information regarding the off-site transportation of soil, and the disposal facility receipts.

The IRM Completion Report will be certified by a professional engineer licensed in the State of New York.

Should you have any questions, comments, or require any additional information, please do not hesitate to contact me at (718) 963-5453, or via electronic mail at donald.campbell@us.ngrid.com.

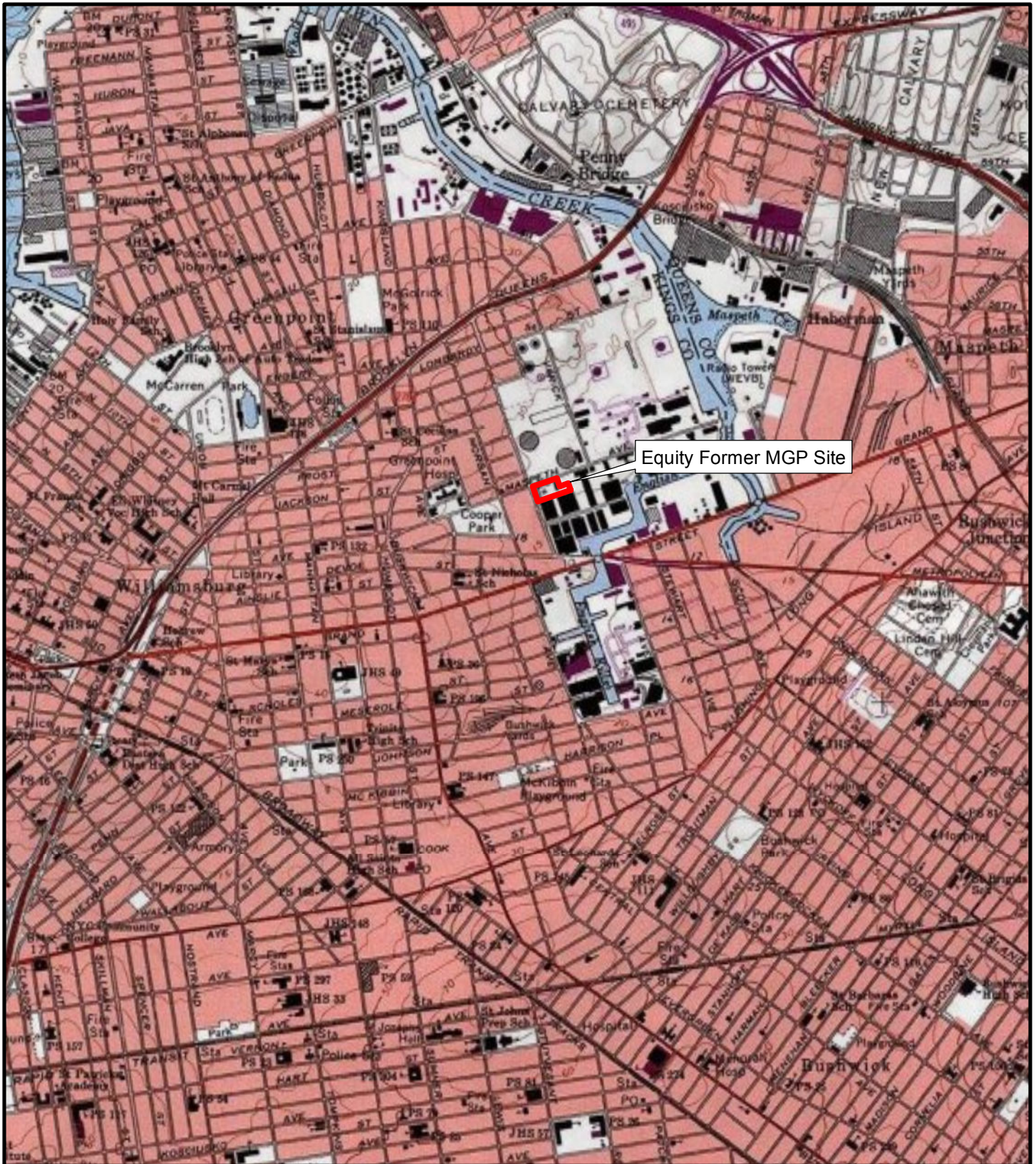
Yours sincerely,

Mr. Hank Willems
October 31, 2011
Page 14

Donald Campbell
Project Manager

Cc: A. Demarco, NYSDOH (Electronic Copy Only)
T. Bell, National Grid (Electronic Copy Only)
F. Murphy, National Grid (Electronic Copy Only)
J. Giordano, National Grid (Electronic Copy Only)
P. Cox, AECOM (Electronic Copy Only)
S. Pandya, AECOM (Electronic Copy Only)

Figures



Equity Former MGP Site



AECOM

AECOM Environment
 200 Liberty St
 25th Floor
 New York, NY 10281
 (212) 798-8500
 www.aecom.com

National Grid
 Equity Former MGP Site, Brooklyn NY
 IRM Work Plan - 254 Maspeth Ave

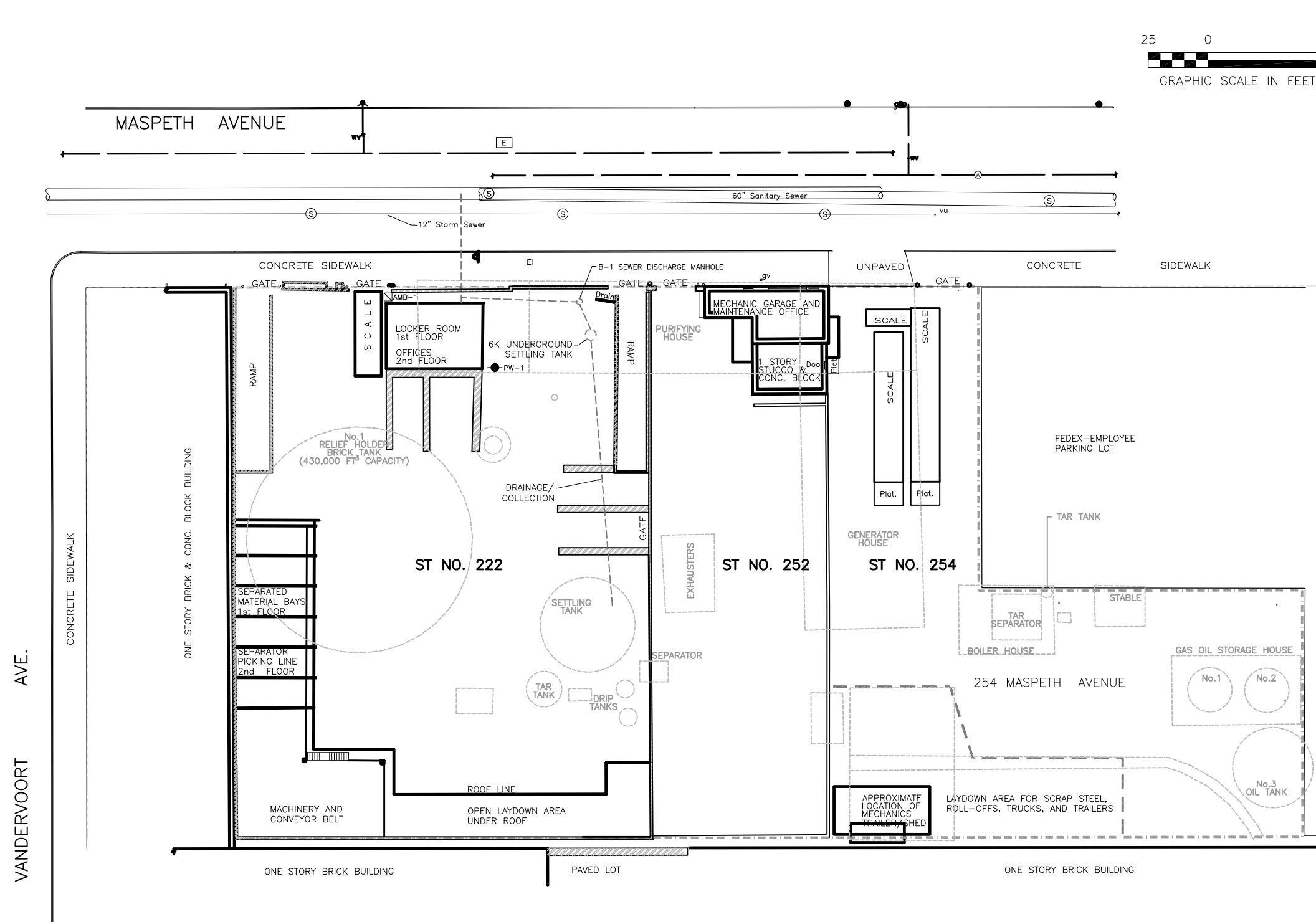
Data Source: USGS Topographic Quadrangle - Brooklyn, 2009

Scale: 1"=2000'	Date: October 2011	Project Number: 60137362-660
--------------------	-----------------------	---------------------------------

**Site Location
 Map**

Figure - 1

File: Y:\National Grid\Equity\60137362\Task 640\CADD\Updated_20111118\60137362-400-C04.dwg Layout: Figure -2 Site Layout User: WeiX1 Plotted: Nov 18, 2011 - 11:49am



LEGEND:

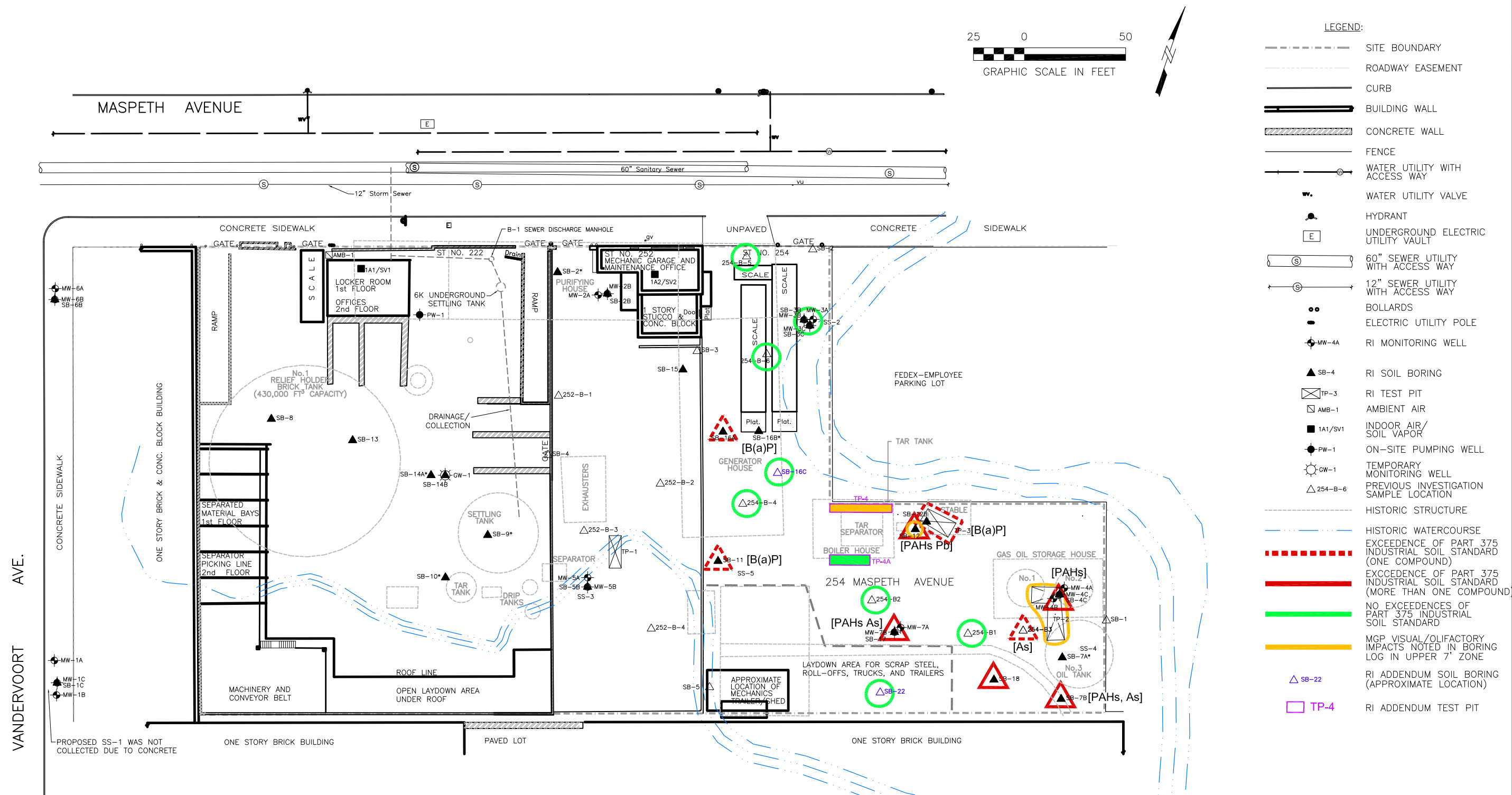
- SITE BOUNDARY
- - - ROADWAY EASEMENT
- CURB
- ▬ BUILDING WALL
- ▨ CONCRETE WALL
- FENCE
- WATER UTILITY WITH ACCESS WAY
- ⊙ WATER UTILITY VALVE
- ⊙ HYDRANT
- ⊙ UNDERGROUND ELECTRIC UTILITY VAULT
- ⊙ 60" SEWER UTILITY WITH ACCESS WAY
- ⊙ 12" SEWER UTILITY WITH ACCESS WAY
- BOLLARDS
- ELECTRIC UTILITY POLE
- - - HISTORIC STRUCTURE

NOTES:
 1.) SITE FEATURES (BUILDINGS, WALLS, UTILITIES, ETC.) TAKEN FROM MONTROSE SURVEYING CO., LLC. OF RICHMOND HILL, NY. THOSE SURVEYS (MASPETH AVE 222 ON 9/21/04 AND MASPETH AVE 252 & 254 ON 3/10/06) PROVIDED BY COOPER TANK RECYCLING.
 2.) LOCATIONS OF HISTORIC MGP STRUCTURES BASED ON SANBORN FIRE INSURANCE MAPS.
 3.) OFFICE BUILDING AND SCALE ON 222 MASPETH AVE. ADJUSTED FROM MONTROSE SURVEY BASED ON FIELD OBSERVATIONS.
 * LOCATIONS BASED ON FIELD TIE-INS BY AECOM.



NATIONAL GRID EQUITY FORMER MGP SITE, BROOKLYN NY IRM WORK PLAN - 254 MASPETH AVENUE 60137362-660		SITE LAYOUT
DATE: 11/18/2011	DRWN: BcV/WMA/XW	FIGURE - 2

File: V:\Equity\60137362\Task 640\CADD\Updated_20111202\60137362-400-C04.dwg Layout: Figure - 3 Visual and Analytical Results User: WeiX1 Plotted: Dec 05, 2011 - 9:10am



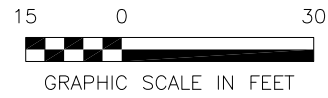
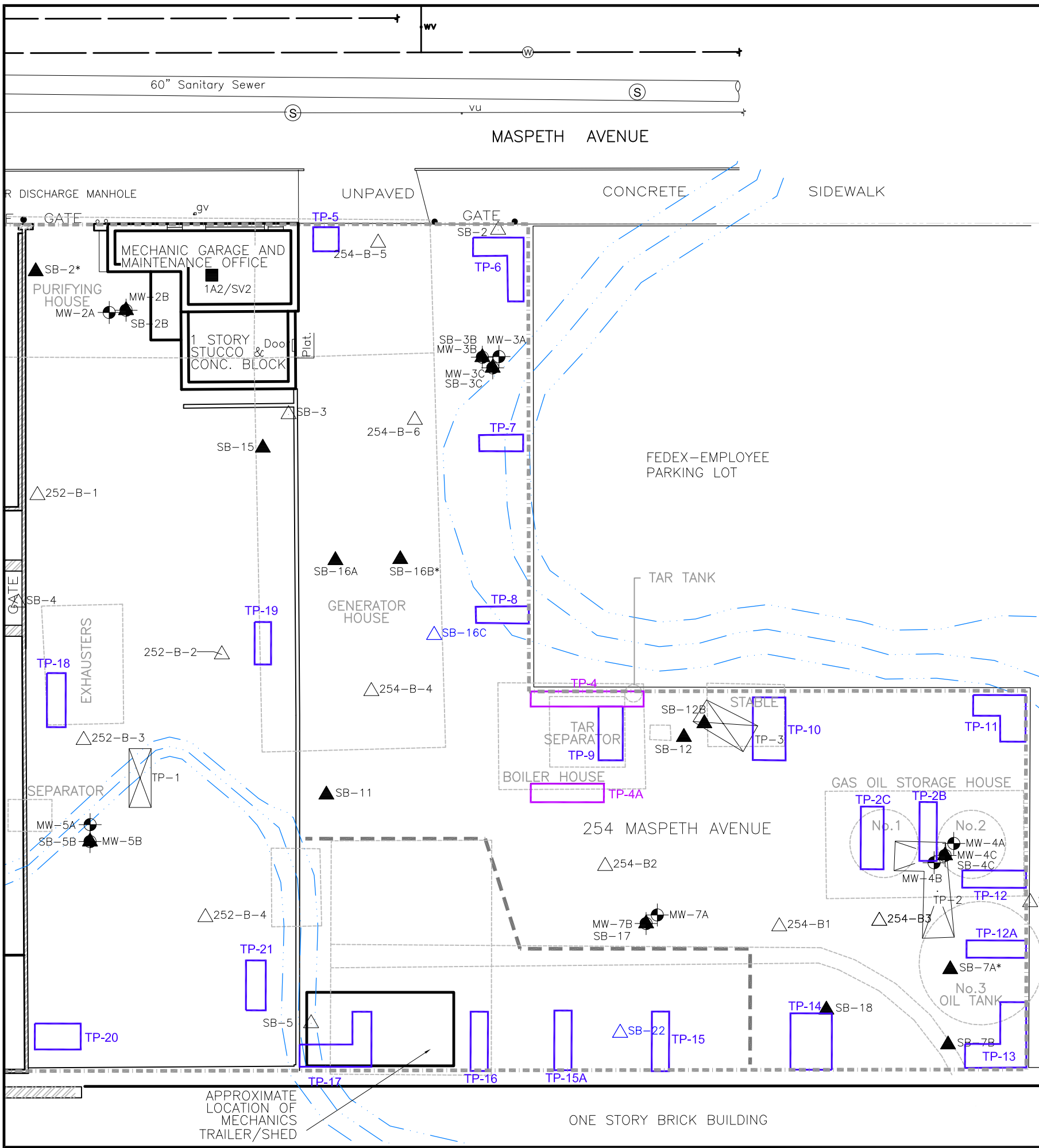
NOTES:

- 1.) SITE FEATURES (BUILDINGS, WALLS, UTILITIES, ETC.) TAKEN MONTRSE FROM SURVEYING CO., LLC. OF RICHMOND HILL, NY. THOSE SURVEYS (MASPETH AVE 222 ON 9/21/04 AND MASPETH AVE 252 & 254 ON 3/10/06) PROVIDED BY COOPER TANK RECYCLING.
- 2.) LOCATIONS OF HISTORIC MGP STRUCTURES BASED ON SANBORN FIRE INSURANCE MAPS.
- 3.) OFFICE BUILDING AND SCALE ON 222 MASPETH AVE. ADJUSTED FROM MONTRSE SURVEY BASED ON FIELD OBSERVATIONS.
* LOCATIONS BASED ON FIELD TIE-INS BY AECOM.



NATIONAL GRID EQUITY FORMER MGP SITE, BROOKLYN NY IRM WORK PLAN - 254 MASPETH AVENUE 60137362-660		REMEDIAL INVESTIGATION AND PREVIOUS INVESTIGATION LOCATIONS WITH SOIL IMPACT SUMMARY (0-7' BGS) FOR 254 MASPETH AVENUE
DATE: 12/02/2011	DRWN: BcV/WMA/XW	FIGURE - 3

File: V:\Equity\60137362\Task 640\CADD\Updated_20111202\Figure 4 Pre-Design Investigation Activities.dwg Layout: Figure 4 Pre-Design Investigation Activities User: WeiX1 Plotted: Dec 05, 2011 - 9:06am



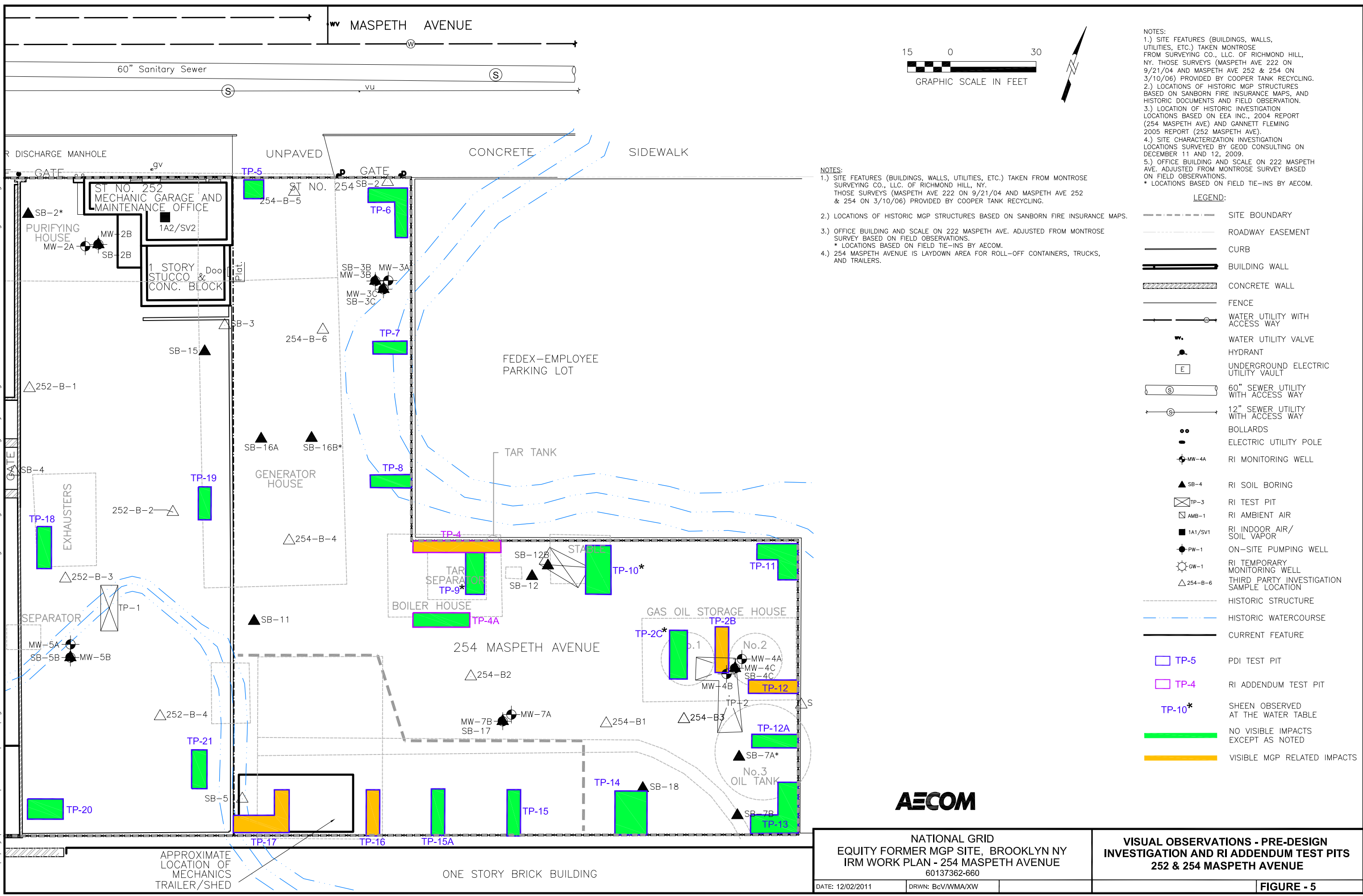
- NOTES:**
- 1.) SITE FEATURES (BUILDINGS, WALLS, UTILITIES, ETC.) TAKEN FROM MONTROSE SURVEYING CO., LLC. OF RICHMOND HILL, NY. THOSE SURVEYS (MASPETH AVE 222 ON 9/21/04 AND MASPETH AVE 252 & 254 ON 3/10/06) PROVIDED BY COOPER TANK RECYCLING.
 - 2.) LOCATIONS OF HISTORIC MGP STRUCTURES BASED ON SANBORN FIRE INSURANCE MAPS, AND HISTORIC DOCUMENTS AND FIELD OBSERVATION.
 - 3.) LOCATION OF HISTORIC INVESTIGATION LOCATIONS BASED ON EEA INC., 2004 REPORT (254 MASPETH AVE) AND GANNETT FLEMING 2005 REPORT (252 MASPETH AVE).
 - 4.) SITE CHARACTERIZATION INVESTIGATION LOCATIONS SURVEYED BY GEOD CONSULTING ON DECEMBER 11 AND 12, 2009.
 - 5.) OFFICE BUILDING AND SCALE ON 222 MASPETH AVE. ADJUSTED FROM MONTROSE SURVEY BASED ON FIELD OBSERVATIONS.
- * LOCATIONS BASED ON FIELD TIE-INS BY AECOM.

- LEGEND:**
- SITE BOUNDARY
 - - - ROADWAY EASEMENT
 - CURB
 - ▬ BUILDING WALL
 - ▨ CONCRETE WALL
 - FENCE
 - WATER UTILITY WITH ACCESS WAY
 - WV WATER UTILITY VALVE
 - HYDRANT
 - E UNDERGROUND ELECTRIC UTILITY VAULT
 - 60" 60" SEWER UTILITY WITH ACCESS WAY
 - 12" 12" SEWER UTILITY WITH ACCESS WAY
 - BOLLARDS
 - ELECTRIC UTILITY POLE
 - MW-4A RI MONITORING WELL
 - ▲ SB-4 RI SOIL BORING
 - TP-3 RI TEST PIT
 - AMB-1 RI AMBIENT AIR
 - 1A1/SV1 RI INDOOR AIR/SOIL VAPOR
 - PW-1 ON-SITE PUMPING WELL
 - GW-1 RI TEMPORARY MONITORING WELL
 - △ 254-B-6 THIRD PARTY INVESTIGATION SAMPLE LOCATION
 - HISTORIC STRUCTURE
 - HISTORIC WATERCOURSE
 - CURRENT FEATURE
 - TP-5 PDI TEST PIT
 - TP-4 RI ADDENDUM TEST PIT
 - △ SB-22 RI ADDENDUM SOIL BORING (APPROXIMATE LOCATION)



NATIONAL GRID EQUITY FORMER MGP SITE, BROOKLYN NY IRM WORK PLAN - 254 MASPETH AVENUE 60137362-660		PRE-DESIGN INVESTIGATION ACTIVITIES (252 & 254 MASPETH AVENUE) AND REMEDIAL INVESTIGATION ACTIVITIES (254 MASPETH AVENUE)	
DATE: 12/02/2011	DRWN: BcV/WMA/XW	FIGURE - 4	

File: V:\Equity\60137362\Task 660\CADD\Figure 5 Visual Observations of Pre-design Investigation Activities.dwg Layout: Figure 5 Visual Observations of Pre-design Investigation Activities User: WeX1



- NOTES:**
- 1.) SITE FEATURES (BUILDINGS, WALLS, UTILITIES, ETC.) TAKEN FROM MONTROSE SURVEYING CO., LLC. OF RICHMOND HILL, NY. THOSE SURVEYS (MASPETH AVE 222 ON 9/21/04 AND MASPETH AVE 252 & 254 ON 3/10/06) PROVIDED BY COOPER TANK RECYCLING.
 - 2.) LOCATIONS OF HISTORIC MGP STRUCTURES BASED ON SANBORN FIRE INSURANCE MAPS.
 - 3.) OFFICE BUILDING AND SCALE ON 222 MASPETH AVE. ADJUSTED FROM MONTROSE SURVEY BASED ON FIELD OBSERVATIONS. * LOCATIONS BASED ON FIELD TIE-INS BY AECOM.
 - 4.) 254 MASPETH AVENUE IS LAYDOWN AREA FOR ROLL-OFF CONTAINERS, TRUCKS, AND TRAILERS.

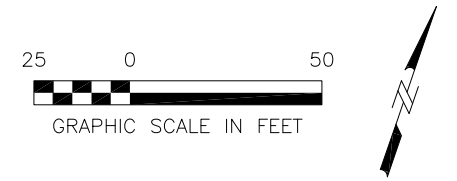
- NOTES:**
- 1.) SITE FEATURES (BUILDINGS, WALLS, UTILITIES, ETC.) TAKEN FROM MONTROSE SURVEYING CO., LLC. OF RICHMOND HILL, NY. THOSE SURVEYS (MASPETH AVE 222 ON 9/21/04 AND MASPETH AVE 252 & 254 ON 3/10/06) PROVIDED BY COOPER TANK RECYCLING.
 - 2.) LOCATIONS OF HISTORIC MGP STRUCTURES BASED ON SANBORN FIRE INSURANCE MAPS, AND HISTORIC DOCUMENTS AND FIELD OBSERVATION.
 - 3.) LOCATION OF HISTORIC INVESTIGATION LOCATIONS BASED ON EEA INC., 2004 REPORT (254 MASPETH AVE) AND GANNETT FLEMING 2005 REPORT (252 MASPETH AVE).
 - 4.) SITE CHARACTERIZATION INVESTIGATION LOCATIONS SURVEYED BY GEOD CONSULTING ON DECEMBER 11 AND 12, 2009.
 - 5.) OFFICE BUILDING AND SCALE ON 222 MASPETH AVE. ADJUSTED FROM MONTROSE SURVEY BASED ON FIELD OBSERVATIONS. * LOCATIONS BASED ON FIELD TIE-INS BY AECOM.

- LEGEND:**
- SITE BOUNDARY
 - ROADWAY EASEMENT
 - CURB
 - BUILDING WALL
 - CONCRETE WALL
 - FENCE
 - WATER UTILITY WITH ACCESS WAY
 - WATER UTILITY VALVE
 - HYDRANT
 - UNDERGROUND ELECTRIC UTILITY VAULT
 - 60" SEWER UTILITY WITH ACCESS WAY
 - 12" SEWER UTILITY WITH ACCESS WAY
 - BOLLARDS
 - ELECTRIC UTILITY POLE
 - RI MONITORING WELL
 - RI SOIL BORING
 - RI TEST PIT
 - RI AMBIENT AIR
 - RI INDOOR AIR/SOIL VAPOR
 - ON-SITE PUMPING WELL
 - RI TEMPORARY MONITORING WELL
 - THIRD PARTY INVESTIGATION SAMPLE LOCATION
 - HISTORIC STRUCTURE
 - HISTORIC WATERCOURSE
 - CURRENT FEATURE
 - TP-5 PDI TEST PIT
 - TP-4 RI ADDENDUM TEST PIT
 - TP-10* SHEEN OBSERVED AT THE WATER TABLE
 - NO VISIBLE IMPACTS EXCEPT AS NOTED
 - VISIBLE MGP RELATED IMPACTS

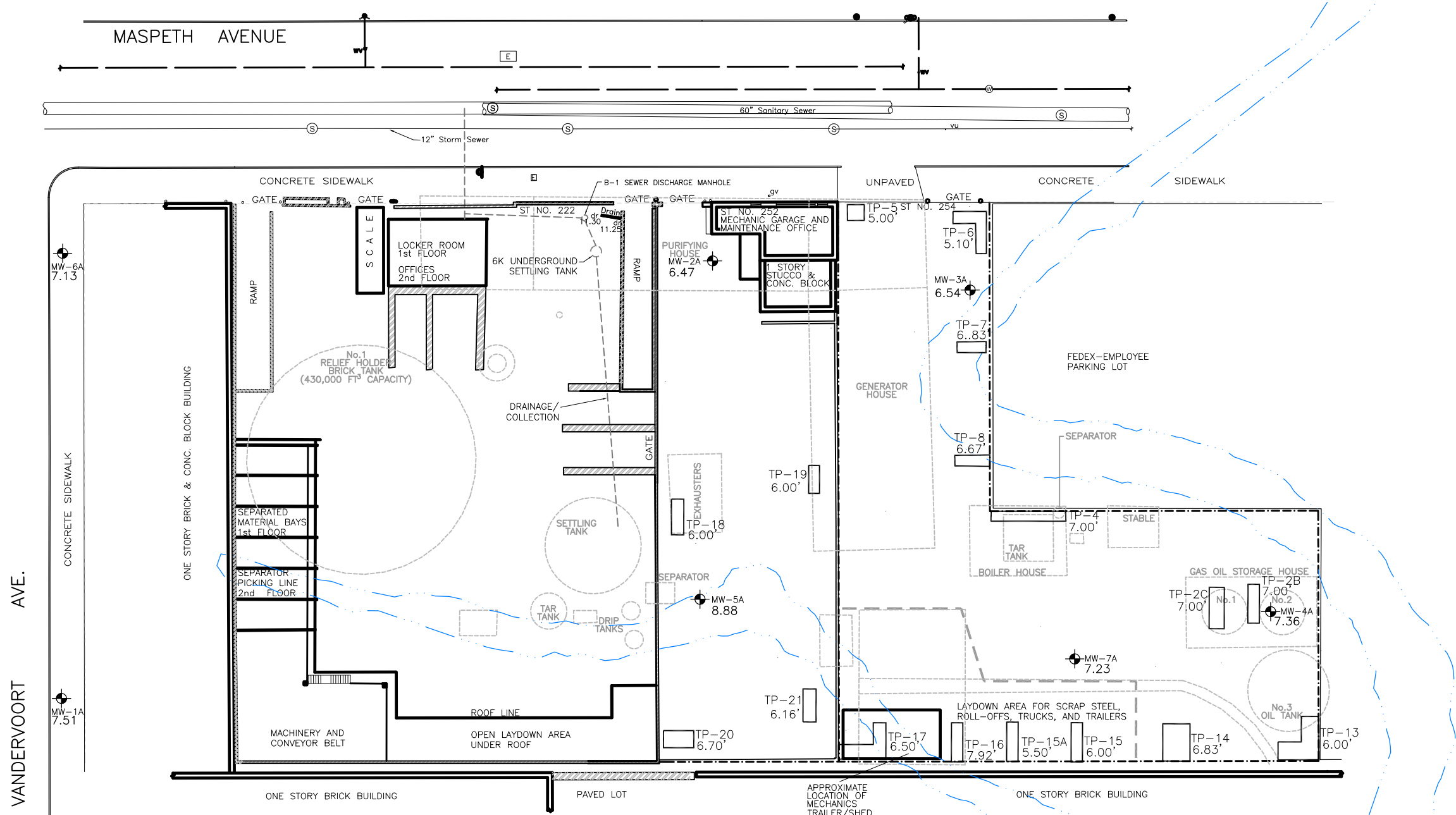


<p>NATIONAL GRID EQUITY FORMER MGP SITE, BROOKLYN NY IRM WORK PLAN - 254 MASPETH AVENUE 60137362-660</p>		<p>VISUAL OBSERVATIONS - PRE-DESIGN INVESTIGATION AND RI ADDENDUM TEST PITS 252 & 254 MASPETH AVENUE</p>	
DATE: 12/02/2011	DRWN: BcV/WMA/XW	<p>FIGURE - 5</p>	

File: V:\Equity\60137362\CADD\IRM Work Plan\Updated_20111209\Figure 6 Shallow Zone Groundwater Elevation Contours January.dwg Layout: FIGURE 6 User: Weixi Plotted: Dec 11, 2011 - 10:51am



- NOTES:
- 1.) SITE FEATURES (BUILDINGS, WALLS, UTILITIES, ETC.) TAKEN FROM MONTRÖSE SURVEYING CO., LLC. OF RICHMOND HILL, NY. THOSE SURVEYS (MASPETH AVE 222 ON 9/21/04 AND MASPETH AVE 252 & 254 ON 3/10/06) PROVIDED BY COOPER TANK RECYCLING.
 - 2.) LOCATIONS OF HISTORIC MGP STRUCTURES BASED ON SANBORN FIRE INSURANCE MAPS.
 - 3.) LOCATION OF HISTORIC INVESTIGATION LOCATIONS BASED ON EEA INC., 2004 REPORT (254 MASPETH AVE) AND GANNETT FLEMING 2005 REPORT (252 MASPETH AVE).
 - 4.) SITE CHARACTERIZATION INVESTIGATION LOCATIONS SURVEYED BY GEOD CONSULTING ON DECEMBER 11 AND 12, 2009.
 - 5.) OFFICE BUILDING AND SCALE ON 222 MASPETH AVE. ADJUSTED FROM MONTRÖSE SURVEY BASED ON FIELD OBSERVATIONS.
- * LOCATIONS BASED ON FIELD TIE-INS BY AECOM.



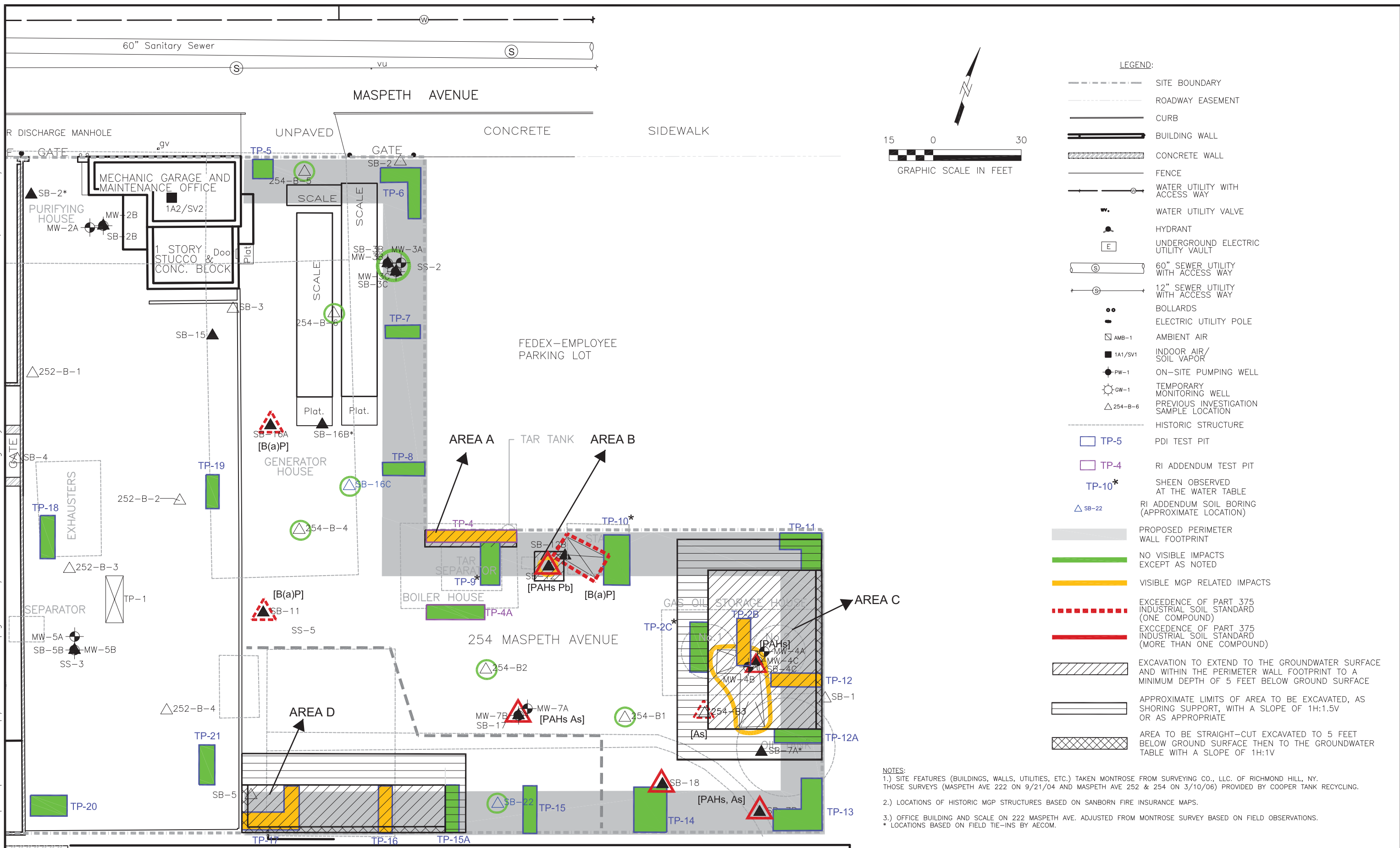
- LEGEND:
- PROPERTY LINE
 - - - ROADWAY EASEMENT
 - CURB
 - ▬ BUILDING WALL
 - ▨ CONCRETE WALL
 - FENCE
 - WATER UTILITY WITH ACCESS WAY
 - WATER UTILITY SERVICE VALVE
 - HYDRANT
 - 60" SEWER UTILITY WITH ACCESS WAY
 - 12" SEWER UTILITY WITH ACCESS WAY
 - BOLLARDS
 - ELECTRIC UTILITY POLE
 - MONITORING WELL WITH DEPTH TO GROUNDWATER (JANUARY 12, 2010)
 - - - HISTORIC STRUCTURE
 - - - HISTORIC WATERCOURSE
 - - - CURRENT FEATURE
 - TP-5 5.00' RI/PDI TEST PIT LOCATION WITH DEPTH TO GROUNDWATER (SEPTEMBER 2011)



NATIONAL GRID
 EQUITY FORMER MGP SITE, BROOKLYN NY
 IRM WORKPLAN - 254 MASPETH AVENUE
 60137362-660
 DATE: 12/09/2011 DRWN: BcV/WMA/XW

DEPTH TO WATER
 BELOW GROUND SURFACE
 JANUARY 12, 2010 AND
 SEPTEMBER 2011
 FIGURE - 6

File: V:\Equity\60137362\CADD\IRM Work Plan\Updated_20111209\Figure 7 Proposed Extent of Excavation.dwg User: WeX1 Plotted: Dec 15, 2011 - 2:47pm



NOTES:
 1.) SITE FEATURES (BUILDINGS, WALLS, UTILITIES, ETC.) TAKEN FROM SURVEYING CO., LLC. OF RICHMOND HILL, NY. THOSE SURVEYS (MASPETH AVE 222 ON 9/21/04 AND MASPETH AVE 252 & 254 ON 3/10/06) PROVIDED BY COOPER TANK RECYCLING.
 2.) LOCATIONS OF HISTORIC MGP STRUCTURES BASED ON SANBORN FIRE INSURANCE MAPS.
 3.) OFFICE BUILDING AND SCALE ON 222 MASPETH AVE. ADJUSTED FROM MONTRÖSE SURVEY BASED ON FIELD OBSERVATIONS.
 * LOCATIONS BASED ON FIELD TIE-INS BY AECOM.

AECOM

ONE STORY BRICK BUILDING

NATIONAL GRID
 EQUITY FORMER MGP SITE, BROOKLYN NY
 IRM WORK PLAN - 254 MASPETH AVENUE
 60137362-640
 DATE: 12/15/2011 DRWN: BcV/WMA/XW

**PROPOSED EXTENT OF EXCAVATION
 254 MASPETH AVENUE**

FIGURE - 7

Attachments

Attachment A
PDI Test Pit Logs



Boring Log Legend

2 Technology Park Drive
Westford, Massachusetts 01886

Project Name: Equity Former MGP
Project Number: 60137362

Location: Brooklyn, NY
Client: National Grid

Stratigraphy		Visual Impacts	
	Fill		Tar Saturated
	(GW) Well Graded Gravel		Interbedded Lenses of Saturated Tar
Meadow Mat	(PT) Fibrous and Friable Peat		Blebs, Globes, Lenses, Coatings
	(OH) Organic Clay		Tar Sheen/Staining
	(SM) Silty Sand		Tar/Naphthalene-Like Odors
	(SC) Clayey Sand	Petroleum Sheen/Staining	
	(SW) Well Graded Sand	Petroleum Odors	
	(SP) Poorly Graded Sand	Solid Tar	
	(ML) Sandy Silty	Purifier Material	
	(CL) Clay and Silty Clay of Low Plasticity	Purifier Odors	
	(CH) Clay and Silty Clay of High Plasticity		

Definitions:

- | | |
|---|---|
| 1.) NA - Not Applicable | 7.) PID - Photo Ionization Meter |
| 2.) ft - feet | 8.) U.S.C.S. - Unified Soil Classification System |
| 3.) bgs - below ground surface | 9.) ND - Not Documented |
| 4.) SAA - Same As Above | |
| 5.) ppm - parts per million | |
| 6.) NAVD 88 - North American Vertical Datum of 1988 | |



Test Pit Log

TP-2B

PROJECT NO: 60137362	TEST PIT DESIGNATION: TP-2B	SURFACE ELEVATION: TBD
CLIENT: National Grid	SITE LOCATION OR AREA: Eastern side of site, near center	START DATE: 9/9/2011
SITE NAME: Equity Former MGP Site	EQUIPMENT USED: Backhoe	FINISH DATE: 9/9/2011
GEOLOGIST: Christie Battenhouse	OPERATOR: Dan Brunquell	START TIME: 07:45
DEPTH WATER ENCOUNTERED: -7.0 ft bgs	TOTAL DEPTH: 7.5 ft bgs	FINISH TIME: 09:00

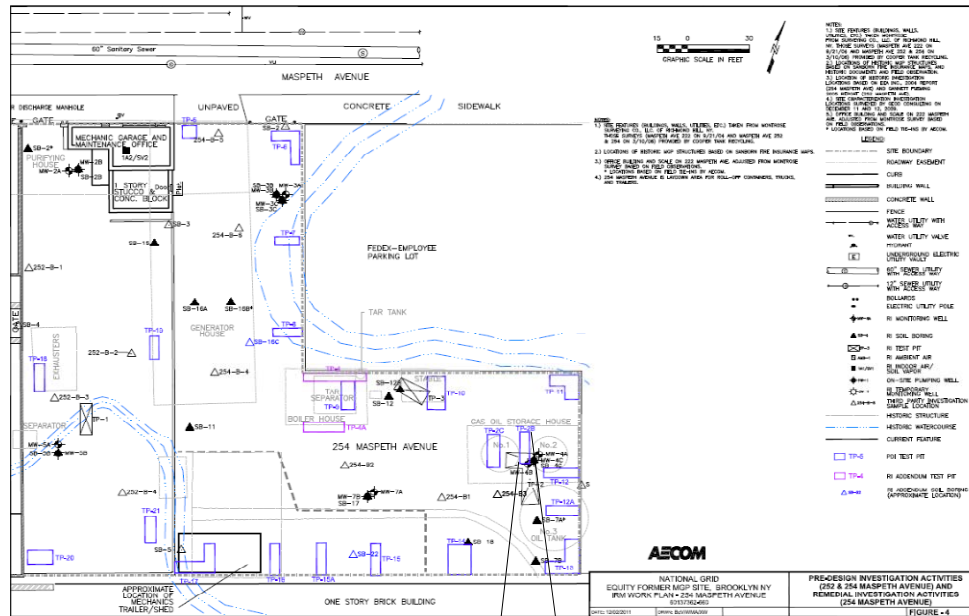
DEPTH (FEET)	VISUAL IMPACTS (FEET)	PID HEADSPACE (PPM)	SOIL STRATIGRAPHY USCS	SOIL CLASS USCS	SOIL DESCRIPTION LOG	STRUCTURES ENCOUNTERED OR COMMENTS
0		0.0		FILL	0-7' SAND with bricks (fill): sand with bricks, brick layer top 2'-2' (all sides of test pit), discontinuous layers of cinder and ash on eastern and northern walls; pebbles, cobbles, boulders of rocks, bricks and concrete, glass, wood.	
1		0.1				
2		0.1				
3		0.1			2'10" : Layer of coal with few hardened tar balls on southern wall (~3"x20" section).	
4		0.2			4': Spots of tar seeping out (when exposed to air).	
5		0.1				
6		0.4				
7		12.1			at 7': Groundwater observed. Strong to very strong diesel-like odor at water table; emulsion of LNAPL (oil-like material) on groundwater (stained gloves), soil did not stain gloves; oil-like material primarily on water table.	Collected two samples TP-2B (7-7.5)
Test pit terminated at 7.5 ft bgs.						

Definitions:

- 1.) NA - Not Applicable
- 2.) ft - feet
- 3.) SAA - Same As Above
- 4.) bgs - below ground surface
- 5.) ppm - parts per million
- 6.) PID - Photo Ionization Meter
- 7.) NAVD 88 - North American Vertical Datum of 1988
- 8.) U.S.C.S. - Unified Soil Classification System

PROJECT NO: 60137362	TEST PIT DESIGNATION: TP-2B	SURFACE ELEVATION: TBD
CLIENT: National Grid	SITE LOCATION OR AREA: Eastern side of site, near center	START DATE: 9/9/2011
SITE NAME: Equity Former MGP Site	EQUIPMENT USED: Backhoe	FINISH DATE: 9/9/2011
GEOLOGIST: Christie Battenhouse	OPERATOR: Dan Brunquell	START TIME: 07:45
DEPTH WATER ENCOUNTERED: -7.0 ft bgs	TOTAL DEPTH: 7.5 ft bgs	FINISH TIME: 09:00

(Plan view - Equity Former MGP Site)





Test Pit Log

TP-2C

PROJECT NO: 60137362	TEST PIT DESIGNATION: TP-2C	SURFACE ELEVATION: TBD
CLIENT: National Grid	SITE LOCATION OR AREA: 18 ft West of tp-2B on eastern side of site.	START DATE: 9/9/2011
SITE NAME: Equity Former MGP Site	EQUIPMENT USED: Backhoe	FINISH DATE: 9/9/2011
GEOLOGIST: Christie Battenhouse	OPERATOR: Dan Brunquell	START TIME: 09:00
DEPTH WATER ENCOUNTERED: ~7 ft bgs	TOTAL DEPTH: 7.0 ft bgs	FINISH TIME: 09:40


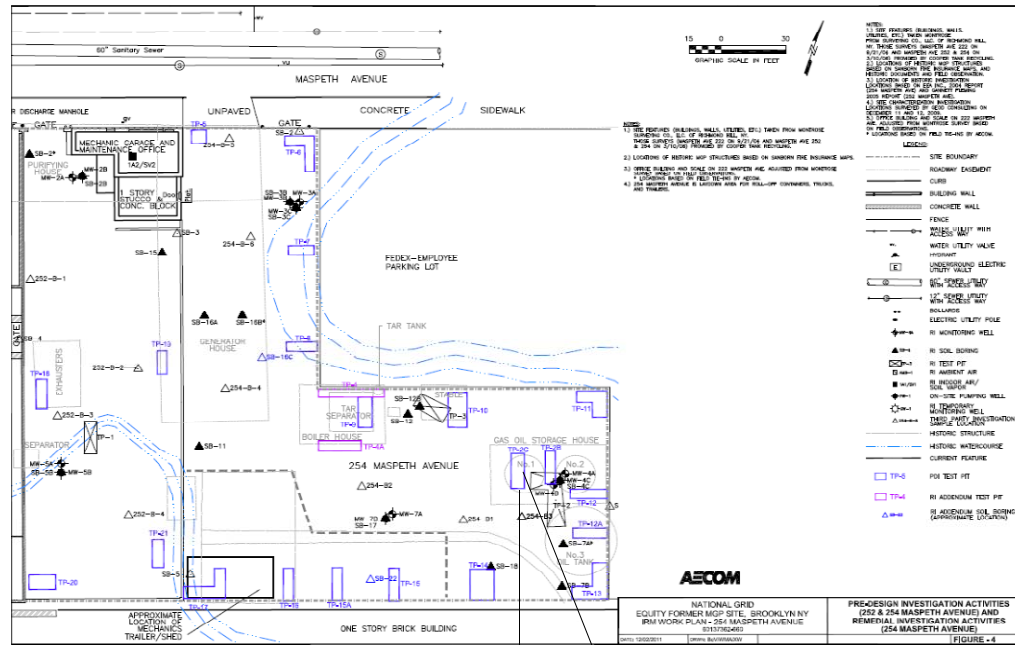
DEPTH (FEET)	VISUAL IMPACTS (FEET)	PID HEADSPACE (PPM)	SOIL STRATIG-RAPHY USCS	SOIL CLASS USCS	SOIL DESCRIPTION LOG	STRUCTURES ENCOUNTERED OR COMMENTS
0		0.0		FILL	0-3' SAND (fill): fine sand with pebbles/cobbles of bricks/rocks. 0-0.3' Northern wall, bricks/debris, concrete, cinders/ash, less debris on other walls. at 0.4': bricks on northern wall.	
1		0.0		CONC.	1': on southern wall, concrete structure, to bottom of wall.	
2		0.0		FILL	1'-7': CINDERS and ASH (fill): coal cinders and ash on eastern wall.	
3		0.1				
4		0.1			3-7': below brick layer, piece of historic pipe in eastern wall (not fully intact.)	
5		0.0				
6		0.0				
7		ND			7': Groundwater observed. No staining or odors in soil; slight to very slight sheen on groundwater.	No samples collected

Definitions:

1.) NA - Not Applicable	4.) bgs - below ground surface	7.) NAVD 88 - North American Vertical Datum of 1988
2.) ft - feet	5.) ppm - parts per million	8.) U.S.C.S. - Unified Soil Classification System
3.) SAA - Same As Above	6.) PID - Photo Ionization Meter	9.) ND - Not Documented

PROJECT NO: 60137362	TEST PIT DESIGNATION: TP-2C	SURFACE ELEVATION: TBD
CLIENT: National Grid	SITE LOCATION OR AREA: 18 ft West of tp-2B on eastern side of site.	START DATE: 9/9/2011
SITE NAME: Equity Former MGP Site	EQUIPMENT USED: Backhoe	FINISH DATE: 9/9/2011
GEOLOGIST: Christie Battenhouse	OPERATOR: Dan Brunquell	START TIME: 09:00
DEPTH WATER ENCOUNTERED: -7 ft bgs	TOTAL DEPTH: 7.0 ft bgs	FINISH TIME: 09:40

(Plan view - Equity Former MGP Site)





Test Pit Log

TP-4

PROJECT NO: 60137362	TEST PIT DESIGNATION: TP-4	SURFACE ELEVATION: TBD
CLIENT: National Grid	SITE LOCATION OR AREA: 27' east of fence corner (at SW corner of FedEx parking lot)	START DATE: 9/9/11
SITE NAME: Equity Former MGP Site	EQUIPMENT USED: Backhoe	FINISH DATE: 9/9/11
GEOLOGIST: C. Battenhouse	OPERATOR: Dan Brunquell	START TIME: 1135
DEPTH WATER ENCOUNTERED: 7 ft bgs	TOTAL DEPTH: 7 ft bgs	FINISH TIME: 1500

DEPTH (FEET)	VISUAL IMPACTS (FEET)	PID HEADSPACE (PPM)	SOIL STRATIGRAPHY USCS	SOIL CLASS USCS	SOIL DESCRIPTION LOG	STRUCTURES ENCOUNTERED OR COMMENTS
0		0.0		FILL	0'-1.0' SAND (fill): with little silt, rocks, bricks, concrete, and glass; coal cinders and ash	
1		0.0			1': ~ 6" to 1' concrete layer from ~ 5' to 25' east of fence corner (possible bldg foundation or northern portion of wall of tar separator)	1': structure evident: concrete with wood supports at ~25 to 27' east of fence corner (possible remnants of tar tank)
2		1.0			2-4': coal cinders and ash layer; few hardened tar pieces	4': structure ends.
3		2.0				
4		2.0				
5		4.0				
6		161.5				~ 6.9-7': LNAPL seeping out on groundwater at bottom of test pit; strong to very strong HCLO (diesel-like) odor; OLM evident in soil (stained gloves when collecting sample).
7					7.0': groundwater observed.	

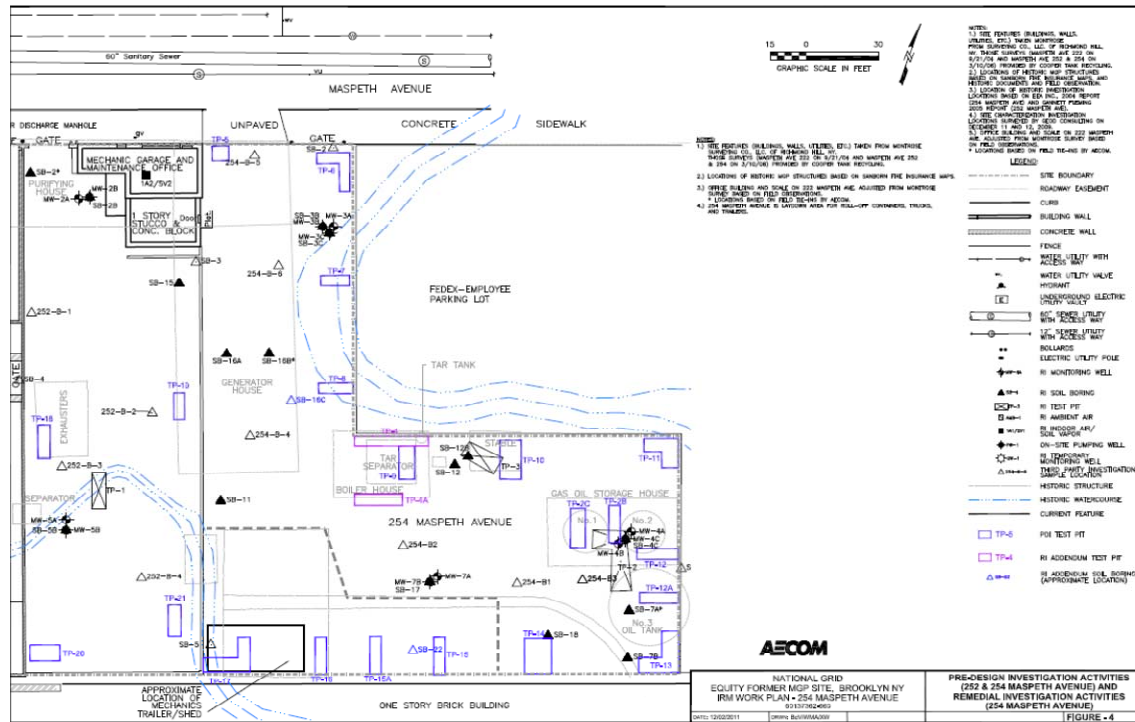
Test pit terminated at 7.25 ft bgs.

Definitions:

- | | | |
|-------------------------|----------------------------------|---|
| 1.) NA - Not Applicable | 4.) bgs - below ground surface | 7.) NAVD 88 - North American Vertical Datum of 1988 |
| 2.) ft - feet | 5.) ppm - parts per million | 8.) U.S.C.S. - Unified Soil Classification System |
| 3.) SAA - Same As Above | 6.) PID - Photo Ionization Meter | |

PROJECT NO: 60137362	TEST PIT DESIGNATION:	SURFACE ELEVATION: TBD
CLIENT: National Grid	SITE LOCATION OR AREA:	START DATE:
SITE NAME: Equity Former MGP Site	EQUIPMENT USED: Backhoe	FINISH DATE:
GEOLOGIST:	OPERATOR: Dan Brunquell	START TIME:
DEPTH WATER ENCOUNTERED:	TOTAL DEPTH:	FINISH TIME:

(Plan view - Equity Former MGP Site)



NATIONAL GRID EQUITY FORMER MGP SITE, BROOKLYN NY IRM WORK PLAN - 254 MASPETH AVENUE 0317/02/08	PRE-DESIGN INVESTIGATION ACTIVITIES (252 & 254 MASPETH AVENUE) AND REMEDIAL INVESTIGATION ACTIVITIES (254 MASPETH AVENUE)
--	--

FIGURE - 4



Test Pit Log

TP-4A

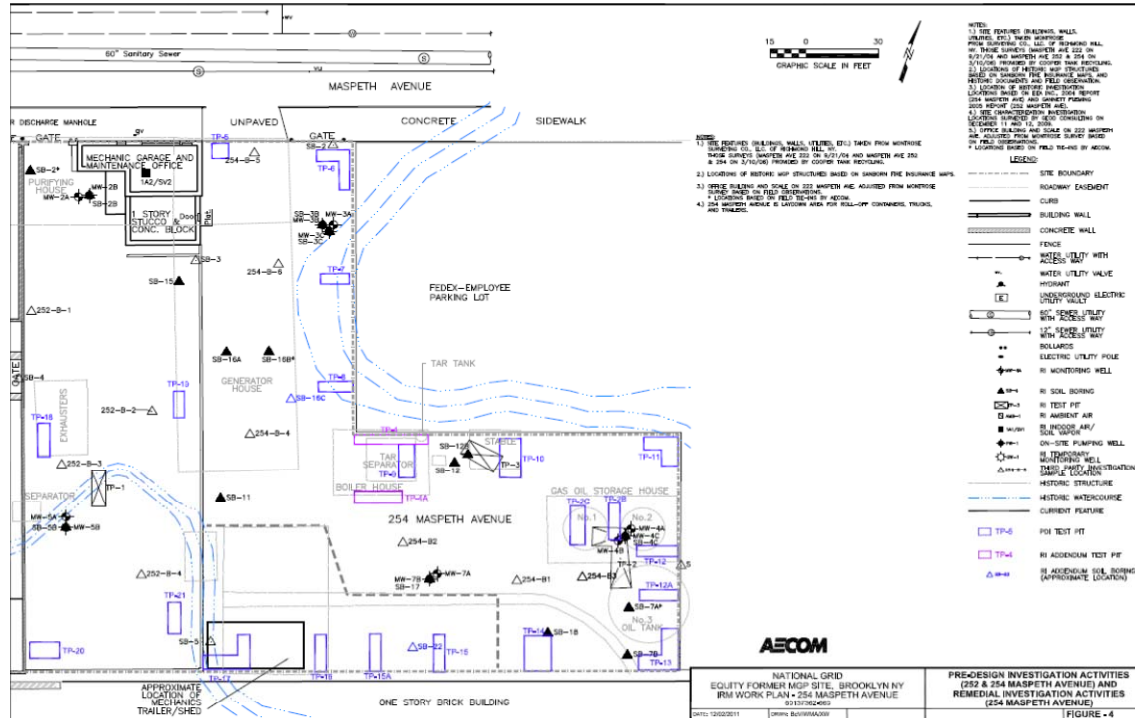
PROJECT NO: 60137362		TEST PIT DESIGNATION: TP-4A		SURFACE ELEVATION: TBD	
CLIENT: National Grid		SITE LOCATION OR AREA: 254 Maspeth Ave. 20' south of fence, 5' east of corner		START DATE: 9/9/11	
SITE NAME: Equity Former MGP Site		EQUIPMENT USED: Backhoe		FINISH DATE: 9/9/11	
GEOLOGIST: C. Battenhouse		OPERATOR: Dan Brunquell		START TIME: 1345	
DEPTH WATER ENCOUNTERED: 4.5 ft bgs		TOTAL DEPTH: 4.5 ft bgs		FINISH TIME: 1640	

DEPTH (FEET)	VISUAL IMPACTS (FEET)	PID HEADSPACE (PPM)	SOIL STRATIG- RAPHY USCS	SOIL CLASS USCS	SOIL DESCRIPTION LOG	STRUCTURES ENCOUNTERED OR COMMENTS
1		ND			No geological information available.	1': concrete footing/structure at corner of test pit.
2		ND				
3		ND				
4		ND				
5		ND				
6						
7						

Definitions:
 1.) NA - Not Applicable 4.) bgs - below ground surface 7.) NAVD 88 - North American Vertical Datum of 1988
 2.) ft - feet 5.) ppm - parts per million 8.) U.S.C.S. - Unified Soil Classification System
 3.) SAA - Same As Above 6.) PID - Photo Ionization Meter 9.) ND - Not Documented

PROJECT NO: 60137362	TEST PIT DESIGNATION:	SURFACE ELEVATION: TBD
CLIENT: National Grid	SITE LOCATION OR AREA:	START DATE:
SITE NAME: Equity Former MGP Site	EQUIPMENT USED: Backhoe	FINISH DATE:
GEOLOGIST:	OPERATOR: Dan Brunquell	START TIME:
DEPTH WATER ENCOUNTERED:	TOTAL DEPTH:	FINISH TIME:

(Plan view - Equity Former MGP Site)





Test Pit Log

TP-5

PROJECT NO: 60137362		TEST PIT DESIGNATION: TP-5		SURFACE ELEVATION: TBD	
CLIENT: National Grid		SITE LOCATION OR AREA: Western corner of 254 Maspeth Ave.		START DATE: 9/1/2011	
SITE NAME: Equity Former MGP Site		EQUIPMENT USED: Backhoe		FINISH DATE: 9/1/2011	
GEOLOGIST: C. Battenhouse		OPERATOR: Dan Brunquell		START TIME: 13:30	
DEPTH WATER ENCOUNTERED: 5.0 ft bgs		TOTAL DEPTH: 5.1 ft bgs		FINISH TIME: 14:20	

DEPTH (FEET)	VISUAL IMPACTS (FEET)	PID HEADSPACE (PPM)	SOIL STRATIG-RAPHY USCS	SOIL CLASS USCS	SOIL DESCRIPTION LOG	STRUCTURES ENCOUNTERED OR COMMENTS
0				FILL	0-5.4' FILL: brick, concrete, gravel, glass, slag, wood pieces (pebble to cobble sized), dry, no odor.	
1	NA	0.0				1.0-5.0' (on Northern wall): brick foundation
2	NA	0.0				
3	NA	0.0				
4	NA	0.0				
5	NA	0.0			Larger, boulder-sized pieces of concrete/rock.	
5.0					5.0': Groundwater observed, moist to wet at bottom.	
6						
7						

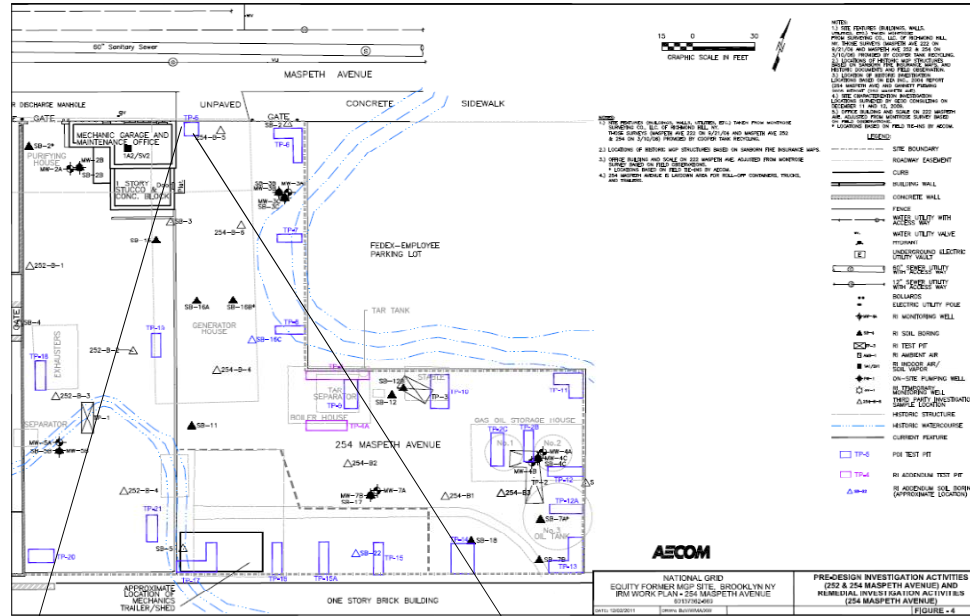
Test pit terminated at 5.4 ft bgs.

Definitions:

- | | | |
|-------------------------|----------------------------------|---|
| 1.) NA - Not Applicable | 4.) bgs - below ground surface | 7.) NAVD 88 - North American Vertical Datum of 1988 |
| 2.) ft - feet | 5.) ppm - parts per million | 8.) U.S.C.S. - Unified Soil Classification System |
| 3.) SAA - Same As Above | 6.) PID - Photo Ionization Meter | |

PROJECT NO: 60137362	TEST PIT DESIGNATION: TP-5	SURFACE ELEVATION: TBD
CLIENT: National Grid	SITE LOCATION OR AREA: Western corner of 254 Maspeth Ave.	START DATE: 9/1/2011
SITE NAME: Equity Former MGP Site	EQUIPMENT USED: Backhoe	FINISH DATE: 9/1/2011
GEOLOGIST: C. Battenhouse	OPERATOR: Dan Brunquell	START TIME: 13:30
DEPTH WATER ENCOUNTERED: 5.0 ft bgs	TOTAL DEPTH: 5.1 ft bgs	FINISH TIME: 14:20

(Plan view - Equity Former MGP Site)





Test Pit Log

TP-6

PROJECT NO: 60137362		TEST PIT DESIGNATION: TP-6		SURFACE ELEVATION: TBD	
CLIENT: National Grid		SITE LOCATION OR AREA: Entrance gate to 254 Maspeth Ave		START DATE: 9/1/2011	
SITE NAME: Equity Former MGP Site		EQUIPMENT USED: Backhoe		FINISH DATE: 9/1/2011	
GEOLOGIST: C. Battenhouse		OPERATOR: Dan Brunquell		START TIME: 15:00	
DEPTH WATER ENCOUNTERED: 5.0 ft bgs		TOTAL DEPTH: 5.33 ft bgs		FINISH TIME: 16:30	

DEPTH (FEET)	VISUAL IMPACTS (FEET)	PID HEADSPACE (PPM)	SOIL STRATIG-RAPHY USCS	SOIL CLASS USCS	SOIL DESCRIPTION LOG	STRUCTURES ENCOUNTERED OR COMMENTS
0		0.0		FILL	0-5.5' FILL: cobbles, bricks, glass, concrete, wood, cinders, (coal) ash, roofing material (possibly ACM) or old flooring, pebble to boulder sized pieces of concrete/rock, no odor or staining, dry, moist to wet at bottom.	
1		0.0				
2		0.0				2.0-5.0': bricks on northern side no apparent structure.
3		0.0				
4		0.0				Collected sample TP-6 (3.5-4.5') from area of coal ash/cinders (on eastern side of test pit)
5		0.0			Larger (boulder-sized pieces of rock/concrete at 4.5 ft bgs).	
5		ND			Assumed roofing material/old flooring observed at 5.0 ft bgs (along northern side) -possible ACM, not observed on eastern Side. Apparent/suspected brick layer at bottom, bucket not able to get through.	Brick layer suspected at 5.0 ft bgs
6					5.1': Groundwater observed (eastern side) and 5.33' (northern side).	
7						

Test pit terminated at 5.5 ft bgs.

Definitions:

- | | | |
|-------------------------|----------------------------------|---|
| 1.) NA - Not Applicable | 4.) bgs - below ground surface | 7.) NAVD 88 - North American Vertical Datum of 1988 |
| 2.) ft - feet | 5.) ppm - parts per million | 8.) U.S.C.S. - Unified Soil Classification System |
| 3.) SAA - Same As Above | 6.) PID - Photo Ionization Meter | 9.) ND - Not Documented |


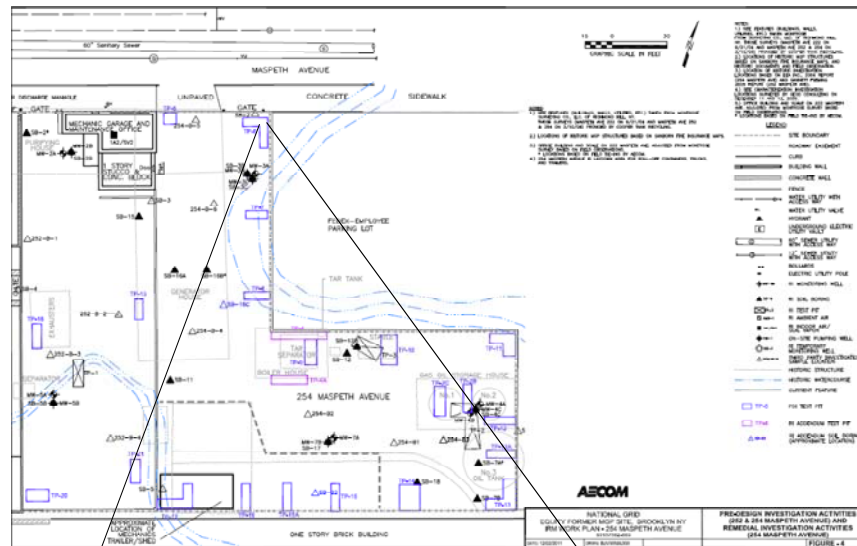


Test Pit Log

TP-6

PROJECT NO: 60137362	TEST PIT DESIGNATION: TP-5	SURFACE ELEVATION: TBD
CLIENT: National Grid	SITE LOCATION OR AREA: Western corner of 254 Maspeth Ave.	START DATE: 9/1/2011
SITE NAME: Equity Former MGP Site	EQUIPMENT USED: Backhoe	FINISH DATE: 9/1/2011
GEOLOGIST: C. Battenhouse	OPERATOR: Dan Brunquell	START TIME: 15:00
DEPTH WATER ENCOUNTERED: 5.0 ft bgs	TOTAL DEPTH: 5.1 ft bgs	FINISH TIME: 16:30

(Plan view - Equity Former MGP Site)





Test Pit Log

TP-7

PROJECT NO: 60137362		TEST PIT DESIGNATION: TP-7		SURFACE ELEVATION: TBD	
CLIENT: National Grid		SITE LOCATION OR AREA: Eastern fence next to weigh scales		START DATE: 9/2/2011	
SITE NAME: Equity Former MGP Site		EQUIPMENT USED: Backhoe		FINISH DATE: 9/2/2011	
GEOLOGIST: Christie Battenhouse		OPERATOR: Dan Brunquell		START TIME: 07:30	
DEPTH WATER ENCOUNTERED: 6.83 ft bgs		TOTAL DEPTH: 6.83 ft bgs		FINISH TIME: 08:30	

DEPTH (FEET)	VISUAL IMPACTS (FEET)	PID HEADSPACE (PPM)	SOIL STRATIG-RAPHY USCS	SOIL CLASS USCS	SOIL DESCRIPTION LOG	STRUCTURES ENCOUNTERED OR COMMENTS
1		ND		FILL	0-4' SAND (fill); sand and pieces of concrete, boulder sized rocks, brick pieces (pebble to cobble sized), <20%slag/ash, black/brown color, dry, no odors or staining.	
2		ND				
3		ND			3': fewer of the larger. boulder-sized pieces, moist.	
4		ND				
5		ND			4-6.83' SAND (fill): sand, moist, gravels, pieces of bricks, slag, ash, few boulders, reddish-black-brown color.	
6		ND				
7		ND			6.83': wet, groundwater observed seeping into test pit.	

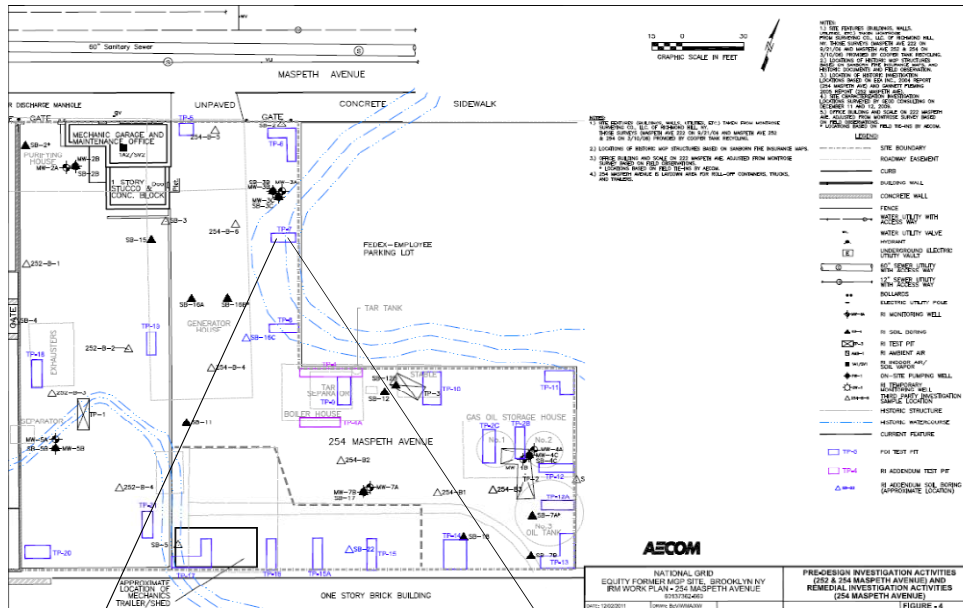
Test pit terminated at 6.83 ft bgs.

Definitions:

- | | | |
|-------------------------|----------------------------------|---|
| 1.) NA - Not Applicable | 4.) bgs - below ground surface | 7.) NAVD 88 - North American Vertical Datum of 1988 |
| 2.) ft - feet | 5.) ppm - parts per million | 8.) U.S.C.S. - Unified Soil Classification System |
| 3.) SAA - Same As Above | 6.) PID - Photo Ionization Meter | 9.) ND - Not documented |

PROJECT NO: 60137362	TEST PIT DESIGNATION: TP-7	SURFACE ELEVATION: TBD
CLIENT: National Grid	SITE LOCATION OR AREA: Eastern fence next to weigh scales	START DATE: 9/2/2011
SITE NAME: Equity Former MGP Site	EQUIPMENT USED: Backhoe	FINISH DATE: 9/2/2011
GEOLOGIST: C. Battenhouse	OPERATOR: Dan Brunquell	START TIME: 07:30
DEPTH WATER ENCOUNTERED: 6.83 ft bgs	TOTAL DEPTH: 6.83 ft bgs	FINISH TIME: 08:30

(Plan view - Equity Former MGP Site)





Test Pit Log

TP-8

PROJECT NO: 60137362		TEST PIT DESIGNATION: TP-8		SURFACE ELEVATION: TBD	
CLIENT: National Grid		SITE LOCATION OR AREA: Along Eastern wall		START DATE: 9/1/2011	
SITE NAME: Equity Former MGP Site		EQUIPMENT USED: Backhoe		FINISH DATE: 9/1/2011	
GEOLOGIST: J. Pfeiffer		OPERATOR: Dan Brunquell		START TIME: 11:35	
DEPTH WATER ENCOUNTERED: 6.67 ft bgs		TOTAL DEPTH: 7.0 ft bgs		FINISH TIME: 12:10	

DEPTH (FEET)	VISUAL IMPACTS (FEET)	PID HEADSPACE (PPM)	SOIL STRATIG-RAPHY USCS	SOIL CLASS USCS	SOIL DESCRIPTION LOG	STRUCTURES ENCOUNTERED OR COMMENTS	
1		0.0		FILL	0.0-7.0' SAND and GRAVEL (fill): sand and gravel, fill with large and small boulders, cobbles throughout, slag pieces - largest is 1' in diameter, dry, brick bits and whole throughout 4" diameter pipe (fill) 3' length present, brown and black color.		
2		0.0					
3		0.0				2.7': Black coal, looks and feels like pumice rock. No odors, no visible impacts 1 ft thick lense across test pit.	
4		0.0					
5		0.0				4.9': Slag, black, no odor, no visible impacts, 1 ft thick across test pit.	
6		0.0					
6.67						6.67': Groundwater observed.	Collected Sample TP-8 (6.4-6.7) No sheen on water.
7							

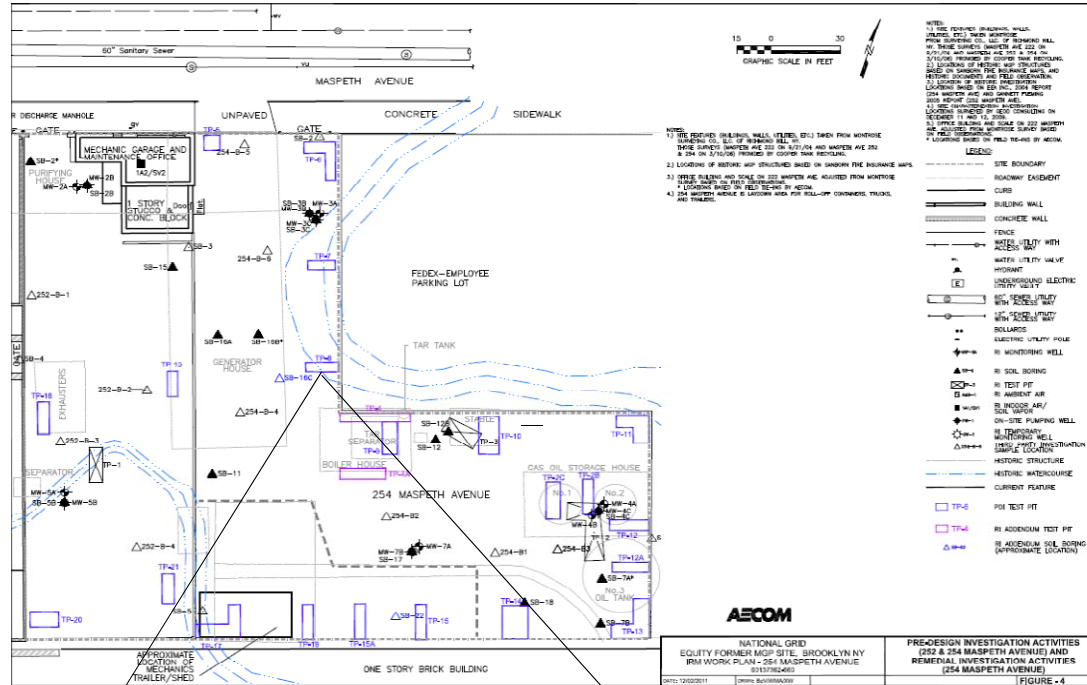
Test pit terminated at 7.0 ft bgs.

Definitions:

- | | | |
|-------------------------|----------------------------------|---|
| 1.) NA - Not Applicable | 4.) bgs - below ground surface | 7.) NAVD 88 - North American Vertical Datum of 1988 |
| 2.) ft - feet | 5.) ppm - parts per million | 8.) U.S.C.S. - Unified Soil Classification System |
| 3.) SAA - Same As Above | 6.) PID - Photo Ionization Meter | |

PROJECT NO: 60137362	TEST PIT DESIGNATION: TP-8	SURFACE ELEVATION: TBD
CLIENT: National Grid	SITE LOCATION OR AREA: Along Eastern wall	START DATE: 9/1/2011
SITE NAME: Equity Former MGP Site	EQUIPMENT USED: Backhoe	FINISH DATE: 9/1/2011
GEOLOGIST: J. Pfeiffer	OPERATOR: Dan Brunquell	START TIME: 11:35
DEPTH WATER ENCOUNTERED: 6.67 ft bgs	TOTAL DEPTH: 7.0 ft bgs	FINISH TIME: 12:10

(Plan view - Equity Former MGP Site)





Test Pit Log

TP-9

PROJECT NO: 60137362		TEST PIT DESIGNATION: TP-9		SURFACE ELEVATION: TBD	
CLIENT: National Grid		SITE LOCATION OR AREA: North fence along FedEx parking lot		START DATE: 9/8/2011	
SITE NAME: Equity Former MGP Site		EQUIPMENT USED: Backhoe		FINISH DATE: 9/8/2011	
GEOLOGIST: S. Pandya, J. Ehlen		OPERATOR: Dan Brunquell		START TIME: 15:20	
DEPTH WATER ENCOUNTERED: 7.0 ft bgs		TOTAL DEPTH: 7.0 ft bgs		FINISH TIME: 16:15	

DEPTH (FEET)	VISUAL IMPACTS (FEET)	PID HEADSPACE (PPM)	SOIL STRATIG-RAPHY USCS	SOIL CLASS USCS	SOIL DESCRIPTION LOG	STRUCTURES ENCOUNTERED OR COMMENTS
0				Fill	0-2' SAND (fill): sand, brick, pebbles, cobbles, concrete, light brown color.	
1		ND				
2		0.3				
3		0.3			2'-4': Black stained, weathered coal fragments throughout on north, south, east, west walls, no odors, no visible or olfactory impacts observed/detected, bricks observed in layers.	
4		0.3				
5		0.3				
6		0.3				
7		1.8				4'-7': cinder blocks, 1.8' lense of bricks, and .3-.5' lense of cobbles, fine sand, little silt, brown.

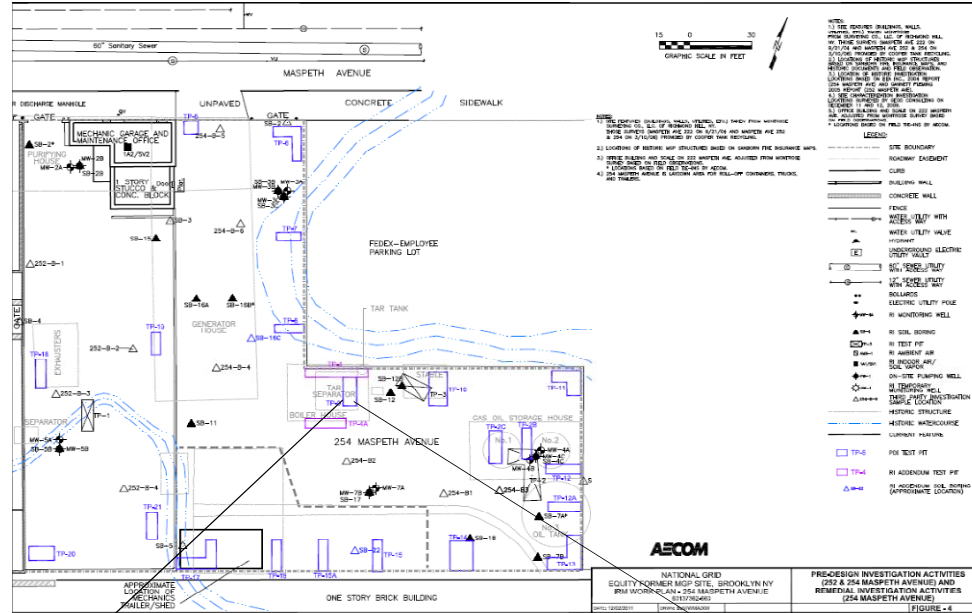
Test pit terminated at 7.0 ft bgs.

Definitions:

- | | | |
|-------------------------|----------------------------------|---|
| 1.) NA - Not Applicable | 4.) bgs - below ground surface | 7.) NAVD 88 - North American Vertical Datum of 1988 |
| 2.) ft - feet | 5.) ppm - parts per million | 8.) U.S.C.S. - Unified Soil Classification System |
| 3.) SAA - Same As Above | 6.) PID - Photo Ionization Meter | 9.) ND - Not Documented |

PROJECT NO: 60137362	TEST PIT DESIGNATION: TP-9	SURFACE ELEVATION: TBD
CLIENT: National Grid	SITE LOCATION OR AREA: North fence along FedEx parking lot	START DATE: 9/8/2011
SITE NAME: Equity Former MGP Site	EQUIPMENT USED: Backhoe	FINISH DATE: 9/8/2011
GEOLOGIST: Jessica Ehlen/Shail Pandya	OPERATOR: Dan Brunquell	START TIME: 15:20
DEPTH WATER ENCOUNTERED: 7.0 ft bgs	TOTAL DEPTH: 7.0 ft bgs	FINISH TIME: 16:15

(Plan view - Equity Former MGP Site)



AECOM
 NATIONAL GRID
 EQUITY FORMER MGP SITE, BROOKLYN, NY
 804 WORKING AVE., 254 MASPETH AVENUE
 11216-4493
 PRE-DESIGN INVESTIGATION ACTIVITIES
 (252 & 254 MASPETH AVENUE) AND
 REMEDIAL INVESTIGATION ACTIVITIES
 (254 MASPETH AVENUE)
 FIGURE - 4



Test Pit Log

TP-10

PROJECT NO: 60137362	TEST PIT DESIGNATION: TP-10	SURFACE ELEVATION: TBD
CLIENT: National Grid	SITE LOCATION OR AREA: North fence along FedEx parking lot	START DATE: 9/8/2011
SITE NAME: Equity Former MGP Site	EQUIPMENT USED: Backhoe	FINISH DATE: 9/8/2011
GEOLOGIST: S. Pandya, J. Ehlen	OPERATOR: Dan Brunquell	START TIME: 13:05
DEPTH WATER ENCOUNTERED: 7.0 ft bgs	TOTAL DEPTH: 7.0 ft bgs	FINISH TIME: 13:45

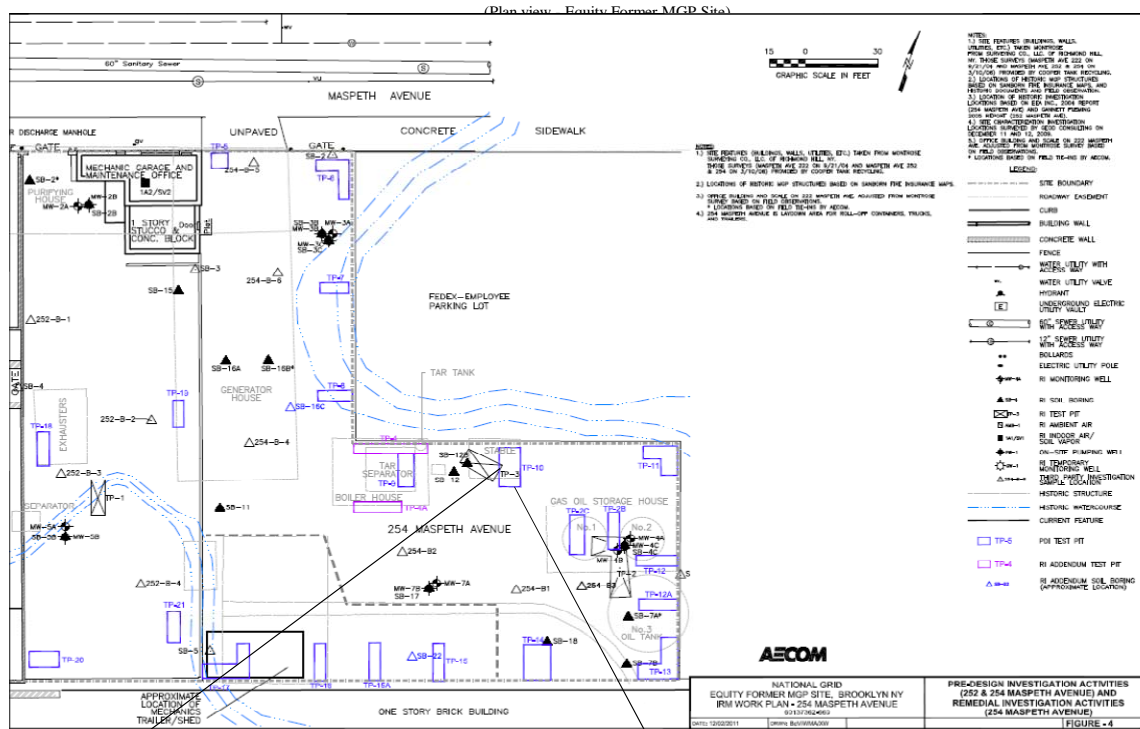
DEPTH (FEET)	VISUAL IMPACTS (FEET)	PID HEADSPACE (PPM)	SOIL STRATIGRAPHY USCS	SOIL CLASS USCS	SOIL DESCRIPTION LOG	STRUCTURES ENCOUNTERED OR COMMENTS
0-1		ND		FILL	0-1' SAND (fill): sand with ~10% silt, cobbles, bricks, no odors, no visual impacts.	
1-7		ND			1'-7': SAND (fill): sand with ~10% silt, ~40% cobbles stones up to 1" in diameter, bricks, no odor, no visual impacts.	
6-7		3.2			6'-7': Black staining, no to very slight petroleum-like odors. Unknown staining to sheen on groundwater, no mgp related/tar-like material impacts observed.	

Test pit terminated at 7.0 ft bgs.

Definitions:

- | | | |
|-------------------------|----------------------------------|---|
| 1.) NA - Not Applicable | 4.) bgs - below ground surface | 7.) NAVD 88 - North American Vertical Datum of 1988 |
| 2.) ft - feet | 5.) ppm - parts per million | 8.) U.S.C.S. - Unified Soil Classification System |
| 3.) SAA - Same As Above | 6.) PID - Photo Ionization Meter | 9.) ND - Not Documented |

PROJECT NO: 60137362	TEST PIT DESIGNATION: TP-10	SURFACE ELEVATION: TBD
CLIENT: National Grid	SITE LOCATION OR AREA: North fence along FedEx parking lot	START DATE: 9/8/2011
SITE NAME: Equity Former MGP Site	EQUIPMENT USED: Backhoe	FINISH DATE: 9/8/2011
GEOLOGIST: Jessica Ehlen/Shail Pandya	OPERATOR: Dan Brunquell	START TIME: 13:05
DEPTH WATER ENCOUNTERED: 7.0 ft bgs	TOTAL DEPTH: 7.0 ft bgs	FINISH TIME: 13:45



NATIONAL GRID
EQUITY FORMER MGP SITE, BROOKLYN NY
ENV WORK PLAN - 254 MASPETH AVENUE
DATE: 12/22/2011 DRAWN: BUNQUELL/DSE

PRE-DESIGN INVESTIGATION ACTIVITIES
(252 & 254 MASPETH AVENUE) AND
REMEDIAL INVESTIGATION ACTIVITIES
(254 MASPETH AVENUE)
FIGURE -4



Test Pit Log

TP-11

PROJECT NO: 60137362		TEST PIT DESIGNATION: TP-11	SURFACE ELEVATION: TBD
CLIENT: National Grid	SITE LOCATION OR AREA: East corner by FedEx parking lot		START DATE: 9/8/2011
SITE NAME: Equity Former MGP Site	EQUIPMENT USED: Backhoe		FINISH DATE: 9/8/2011
GEOLOGIST: Christie Battenhouse/Jessica Ehlen	OPERATOR: Dan Brunquell		START TIME:
DEPTH WATER ENCOUNTERED:		TOTAL DEPTH: 7.33 ft bgs	FINISH TIME:

DEPTH (FEET)	VISUAL IMPACTS (FEET)	PID HEADSPACE (PPM)	SOIL STRATIG-RAPHY USCS	SOIL CLASS USCS	SOIL DESCRIPTION LOG	STRUCTURES ENCOUNTERED OR COMMENTS	
1		0.0			0-7.33': SAND (fill): sand with pebbles, cobbles, bricks, concrete, brown, no odors or visual impacts.		
2		0.0					
3		0.0					
4		0.0					3.5-5': brick layer observed in east to west direction test pit 3.5-4': brick layer observed in north to south direction test pi
5		0.0					
6		0.0					
7		0.0				6-6.68': north to south direction test pit: layer of slag, cinders and ash observed on north wall	Collected sample TP-11 (6-6.63')

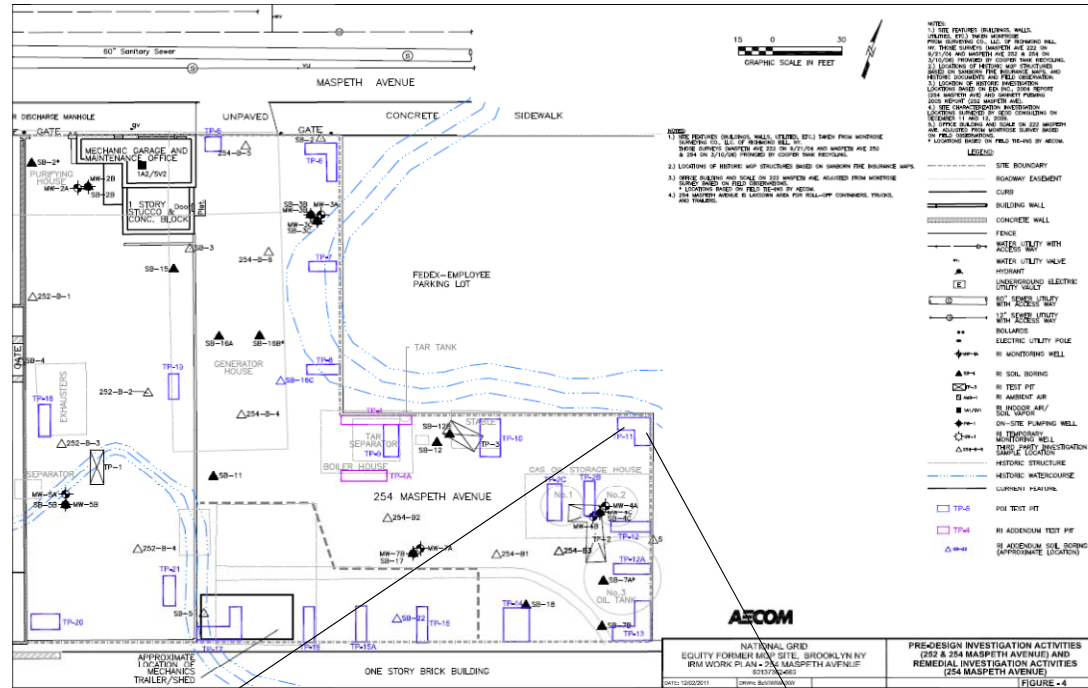
Test pit terminated at 7.33 ft bgs.

Definitions:

1.) NA - Not Applicable	4.) bgs - below ground surface	7.) NAVD 88 - North American Vertical Datum of 1988
2.) ft - feet	5.) ppm - parts per million	8.) U.S.C.S. - Unified Soil Classification System
3.) SAA - Same As Above	6.) PID - Photo Ionization Meter	

PROJECT NO: 60137362	TEST PIT DESIGNATION: TP-11	SURFACE ELEVATION: TBD
CLIENT: National Grid	SITE LOCATION OR AREA: East corner by FedEx parking lot	START DATE: 9/8/2011
SITE NAME: Equity Former MGP Site	EQUIPMENT USED: Backhoe	FINISH DATE: 9/8/2011
GEOLOGIST: Christie Battenhouse/Jessica Ehlen	OPERATOR: Dan Brunquell	START TIME:
DEPTH WATER ENCOUNTERED:	TOTAL DEPTH: 7.33 ft bgs	FINISH TIME:

(Plan view - Equity Former MGP Site)





Test Pit Log

TP-11A

PROJECT NO: 60137362		TEST PIT DESIGNATION: TP-11	SURFACE ELEVATION: TBD
CLIENT: National Grid		SITE LOCATION OR AREA: East corner by FedEx parking lot	START DATE: 9/8/2011
SITE NAME: Equity Former MGP Site		EQUIPMENT USED: Backhoe	FINISH DATE: 9/8/2011
GEOLOGIST: S. Pandya/J. Ehlen		OPERATOR: Dan Brunquell	START TIME: 1245
DEPTH WATER ENCOUNTERED:		TOTAL DEPTH: 1.0 ft bgs	FINISH TIME: 1250

DEPTH (FEET)	VISUAL IMPACTS (FEET)	PID HEADSPACE (PPM)	SOIL STRATIG- RAPHY USCS	SOIL CLASS USCS	SOIL DESCRIPTION LOG	STRUCTURES ENCOUNTERED OR COMMENTS
1		0.0			0.5-1.0': observe solid tar pieces.	(TP-11A is 13.0' between southern edge of TP-11 in N-S direction and TP-12).
2						
3						
4						
5						
6						
7						

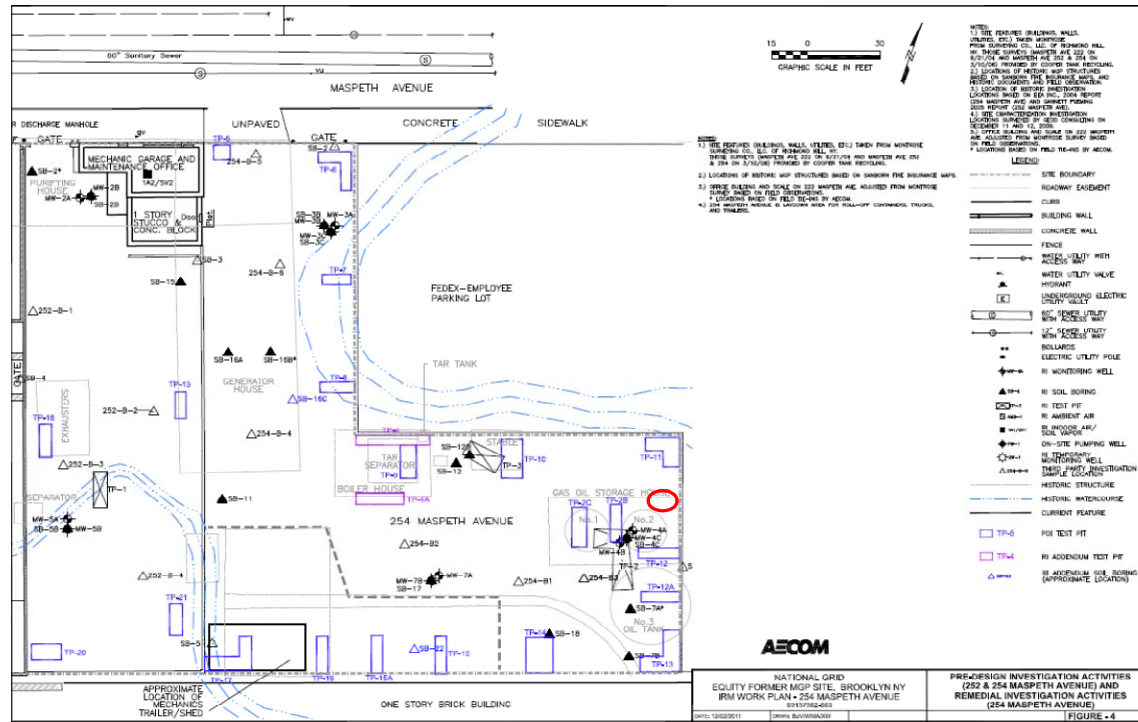
Test pit terminated at 1.0 ft bgs.

Definitions:

- | | | |
|-------------------------|----------------------------------|---|
| 1.) NA - Not Applicable | 4.) bgs - below ground surface | 7.) NAVD 88 - North American Vertical Datum of 1988 |
| 2.) ft - feet | 5.) ppm - parts per million | 8.) U.S.C.S. - Unified Soil Classification System |
| 3.) SAA - Same As Above | 6.) PID - Photo Ionization Meter | |

PROJECT NO: 60137362	TEST PIT DESIGNATION: TP-11	SURFACE ELEVATION: TBD
CLIENT: National Grid	SITE LOCATION OR AREA: East corner by FedEx parking lot	START DATE: 9/8/2011
SITE NAME: Equity Former MGP Site	EQUIPMENT USED: Backhoe	FINISH DATE: 9/8/2011
GEOLOGIST: S. Pandya, J. Ehlen	OPERATOR: Dan Brunquell	START TIME: 1245
DEPTH WATER ENCOUNTERED:	TOTAL DEPTH: 7.33 ft bs	FINISH TIME: 1250

(Plan view - Equity Former MGP Site)





Test Pit Log

TP-12

PROJECT NO: 60137362		TEST PIT DESIGNATION: TP-12		SURFACE ELEVATION: TBD	
CLIENT: National Grid		SITE LOCATION OR AREA: eastern edge of site; center of eastern fenceline		START DATE: 9/6/11	
SITE NAME: Equity Former MGP Site		EQUIPMENT USED: Backhoe		FINISH DATE: 9/6/11	
GEOLOGIST: C. Battenhouse		OPERATOR: Dan Brunquell		START TIME: 1445	
DEPTH WATER ENCOUNTERED: not encountered		TOTAL DEPTH: 5.0 ft bgs		FINISH TIME: 1545	

DEPTH (FEET)	VISUAL IMPACTS (FEET)	PID HEADSPACE (PPM)	SOIL STRATIG-RAPHY USCS	SOIL CLASS USCS	SOIL DESCRIPTION LOG	STRUCTURES ENCOUNTERED OR COMMENTS
0						
1		ND		FILL	0-5' SAND (fill): sand with <20% silt, bricks, and rocks. 0.5': heavily tar-coated to tar-saturated lense on western wall to (minimum of) 4.75' on eastern wall; soil appeared to be unimpacted under shallow lense on western wall (~0.5 to 2' bgs); impacts appear to continue down to bottom on the eastern wall.	Collected sample TP-12 (4-5)
2		ND				
3		ND				
4		ND				
5		ND				
6						
7						

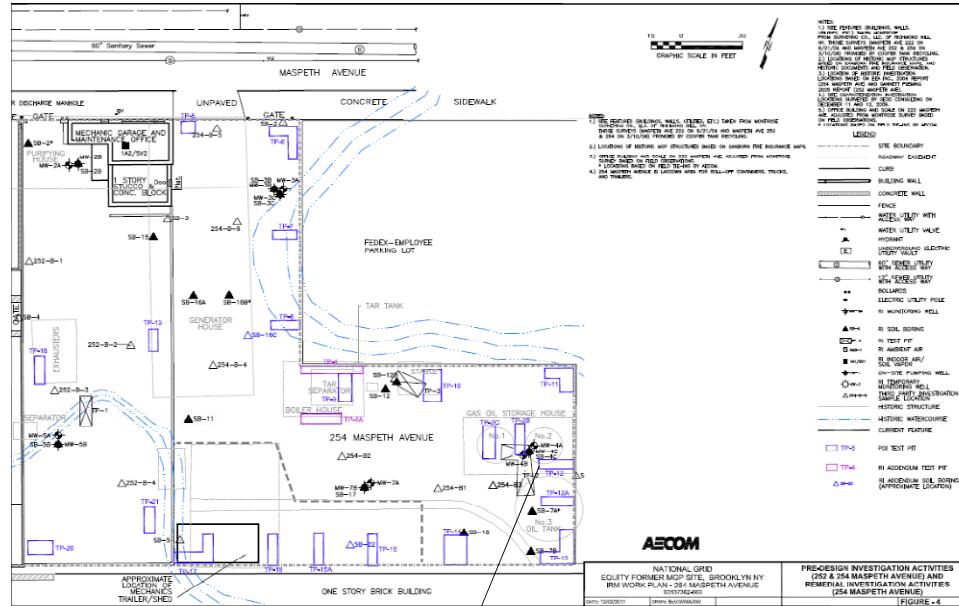
Test pit terminated at 5.0 ft bgs.

Definitions:

- | | | |
|-------------------------|----------------------------------|---|
| 1.) NA - Not Applicable | 4.) bgs - below ground surface | 7.) NAVD 88 - North American Vertical Datum of 1988 |
| 2.) ft - feet | 5.) ppm - parts per million | 8.) U.S.C.S. - Unified Soil Classification System |
| 3.) SAA - Same As Above | 6.) PID - Photo Ionization Meter | 9.) ND - Not Documented |

PROJECT NO: 60137362	TEST PIT DESIGNATION: TP-12	SURFACE ELEVATION: TBD
CLIENT: National Grid	SITE LOCATION OR AREA: eastern edge of site; center of eastern fence line	START DATE: 9/6/11
SITE NAME: Equity Former MGP Site	EQUIPMENT USED: Backhoe	FINISH DATE: 9/6/11
GEOLOGIST: C. Battenhouse	OPERATOR: Dan Brunquell	START TIME: 1445
DEPTH WATER ENCOUNTERED: not encountered	TOTAL DEPTH: 5.0 ft bgs	FINISH TIME: 1545

(Plan view - Equity Former MGP Site)





Test Pit Log

TP-12A

PROJECT NO: 60137362		TEST PIT DESIGNATION: TP-12A		SURFACE ELEVATION: TBD	
CLIENT: National Grid		SITE LOCATION OR AREA: south-eastward out from NW corner of N-S portion of TP-13		START DATE: 9/8/11	
SITE NAME: Equity Former MGP Site		EQUIPMENT USED: Backhoe		FINISH DATE: 9/8/11	
GEOLOGIST: C. Battenhouse		OPERATOR: Dan Brunquell		START TIME: 0850	
DEPTH WATER ENCOUNTERED: not encountered		TOTAL DEPTH: 5 ft bgs		FINISH TIME: 0930	

DEPTH (FEET)	VISUAL IMPACTS (FEET)	PID HEADSPACE (PPM)	SOIL STRATIG- RAPHY USCS	SOIL CLASS USCS	SOIL DESCRIPTION LOG	STRUCTURES ENCOUNTERED OR COMMENTS
1		ND			<p>0-5' SAND (fill): sand with mostly bricks, < 20% silt; dry to moist. Observed on all four walls of test pit; brick layer at 0.4' to approximately 3' bgs; bricks on bottom of test pit at 5' bgs. Excavator bucket unable to advance through this layer. No visual impacts or odor observed.</p> <p>TP-12A: ~19 ft south of TP-12. Impacts observed at approximately 0.5 ft bgs. Moved location approximately 7 ft further south and same impacts observed (sand saturated with tar at approximately 0.5 ft bgs. Moved another approximately 7 ft further south intersecting with the western end of TP-13.</p>	
2		ND				
3		ND				
4		ND				
5		ND				
6						
7						Collected sample TP-12A

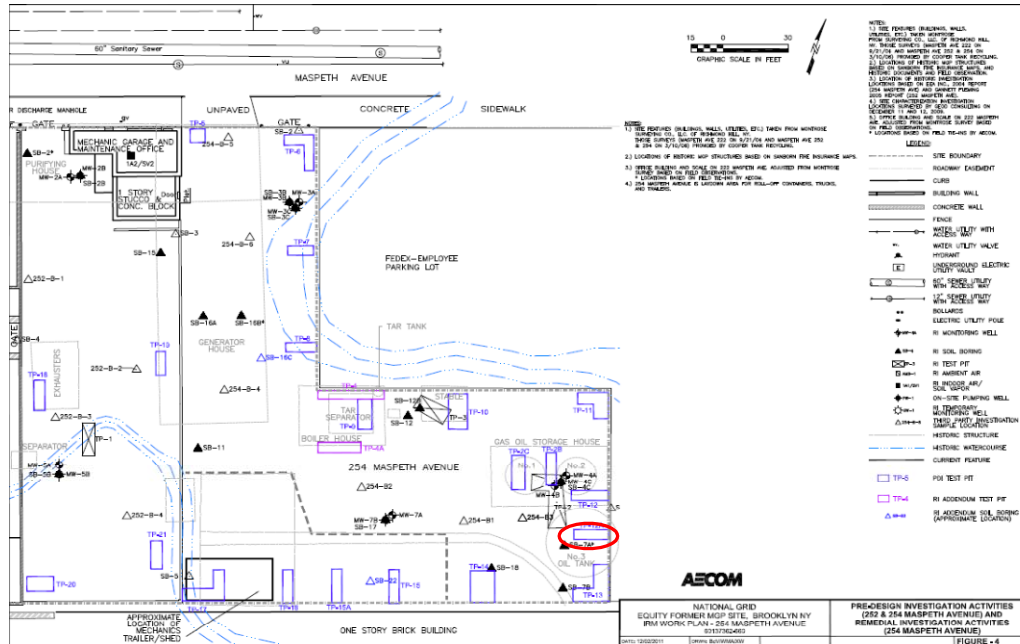
Test pit terminated at 5.0 ft bgs.

Definitions:

- | | | |
|-------------------------|----------------------------------|---|
| 1.) NA - Not Applicable | 4.) bgs - below ground surface | 7.) NAVD 88 - North American Vertical Datum of 1988 |
| 2.) ft - feet | 5.) ppm - parts per million | 8.) U.S.C.S. - Unified Soil Classification System |
| 3.) SAA - Same As Above | 6.) PID - Photo Ionization Meter | 9.) ND - Not Documented |

PROJECT NO: 60137362	TEST PIT DESIGNATION: TP-12A	SURFACE ELEVATION: TBD
CLIENT: National Grid	SITE LOCATION OR AREA: south-eastward out from NW corner of N-S portion of TP-13	START DATE: 9/8/11
SITE NAME: Equity Former MGP Site	EQUIPMENT USED: Backhoe	FINISH DATE: 9/8/11
GEOLOGIST: C. Battenhouse	OPERATOR: Dan Brunquell	START TIME: 0850
DEPTH WATER ENCOUNTERED: not encountered	TOTAL DEPTH: 5 ft bgs	FINISH TIME: 0930

(Plan view - Equity Former MGP Site)





Test Pit Log

TP-13

PROJECT NO: 60137362		TEST PIT DESIGNATION: TP-13		SURFACE ELEVATION: TBD	
CLIENT: National Grid		SITE LOCATION OR AREA: South east corner of site between fence and building		START DATE: 9/2/2011	
SITE NAME: Equity Former MGP Site		EQUIPMENT USED: Backhoe		FINISH DATE: 9/2/2011	
GEOLOGIST: C. Battenhouse		OPERATOR: Dan Brunquell		START TIME: 12:45	
DEPTH WATER ENCOUNTERED: ~6 ft bgs		TOTAL DEPTH: 6.16 ft bgs		FINISH TIME: 13:35	

DEPTH (FEET)	VISUAL IMPACTS (FEET)	PID HEADSPACE (PPM)	SOIL STRATIG-RAPHY USCS	SOIL CLASS USCS	SOIL DESCRIPTION LOG	STRUCTURES ENCOUNTERED OR COMMENTS
0		0.0		FILL	0-6' SAND (fill): sand with pebbles and cobbles, concrete, bricks (various size pieces), slag (ash-sand sized pieces), bricks (small to large throughout), dry to moist, no visible impacts observed or odors detected.	
1		0.0				
2		0.0				1.5' bgs: possible footing, brick and mortar structure. Possib
3		0.0				
4		0.0				1.5-4' by 2.5' wide: Bottom edge of bricks, possible structure eastern and southern test pit wall.
5		ND				
6		ND				Collected sample TP-13 (5.5-6.0)
6.0					6.0': Groundwater observed at bottom, wet, past bricks, no staining of odor.	
7						

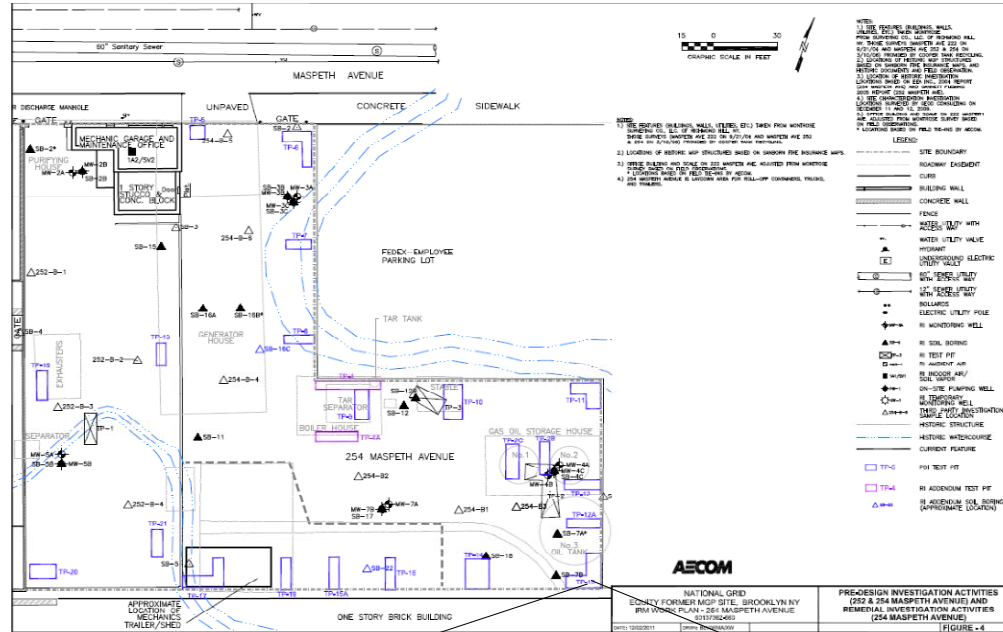
Test pit terminated at 6 ft bgs.

Definitions:

- | | | |
|-------------------------|----------------------------------|---|
| 1.) NA - Not Applicable | 4.) bgs - below ground surface | 7.) NAVD 88 - North American Vertical Datum of 1988 |
| 2.) ft - feet | 5.) ppm - parts per million | 8.) U.S.C.S. - Unified Soil Classification System |
| 3.) SAA - Same As Above | 6.) PID - Photo Ionization Meter | 9.) ND - Not Documented |

PROJECT NO: 60137362	TEST PIT DESIGNATION: TP-13	SURFACE ELEVATION: TBD
CLIENT: National Grid	SITE LOCATION OR AREA: South east corner of site between fence and building	START DATE: 9/2/2011
SITE NAME: Equity Former MGP Site	EQUIPMENT USED: Backhoe	FINISH DATE: 9/2/2011
GEOLOGIST: C. Battenhouse	OPERATOR: Dan Brunquell	START TIME: 12:45
DEPTH WATER ENCOUNTERED: ~6 ft bgs	TOTAL DEPTH: 6.16 ft bgs	FINISH TIME: 13:35

(Plan view - Equity Former MGP Site)



NATIONAL GRID
 EQUITY FORMER MGP SITE, BROOKLYN NY
 PLAN - 254 MASPETH AVENUE
 (REVISED)
 PREDESIGN INVESTIGATION ACTIVITIES
 (254 MASPETH AVENUE AND
 REMEDIAL INVESTIGATION ACTIVITIES
 (254 MASPETH AVENUE)
 FIGURE - 4



Test Pit Log

TP-14

PROJECT NO: 60137362		TEST PIT DESIGNATION: TP-14	SURFACE ELEVATION: TBD
CLIENT: National Grid		SITE LOCATION OR AREA: South side of site adjacent to building	START DATE: 9/2/2011
SITE NAME: Equity Former MGP Site		EQUIPMENT USED: Backhoe	FINISH DATE: 9/2/2011
GEOLOGIST: C. Battenhouse		OPERATOR: Dan Brunquell	START TIME: 14:20
DEPTH WATER ENCOUNTERED: 6.83 ft bgs		TOTAL DEPTH: 7.0 ft bgs	FINISH TIME: 15:25

DEPTH (FEET)	VISUAL IMPACTS (FEET)	PID HEADSPACE (PPM)	SOIL STRATIG-RAPHY USCS	SOIL CLASS USCS	SOIL DESCRIPTION LOG	STRUCTURES ENCOUNTERED OR COMMENTS	
0		0.0		FILL	0-7' SAND (fill): sand, mixed urban debris including rugs, tires, plastic bags, wood pieces, bricks, cobbles, concrete (pebble to boulder sized), dry to moist, very slight naphthalene-like odor (possibly from wood debris).		
1		0.0					
2		0.0				2: large boulder, pieces of brick with mortar on southern side of test pit.	
3		0.0					
4		0.0				4: observe less amounts of urban debris, no visible impacts observed or odors detected.	
5		0.0					
6		0.0					
6.83		ND			6.83': Groundwater observed.		
7							

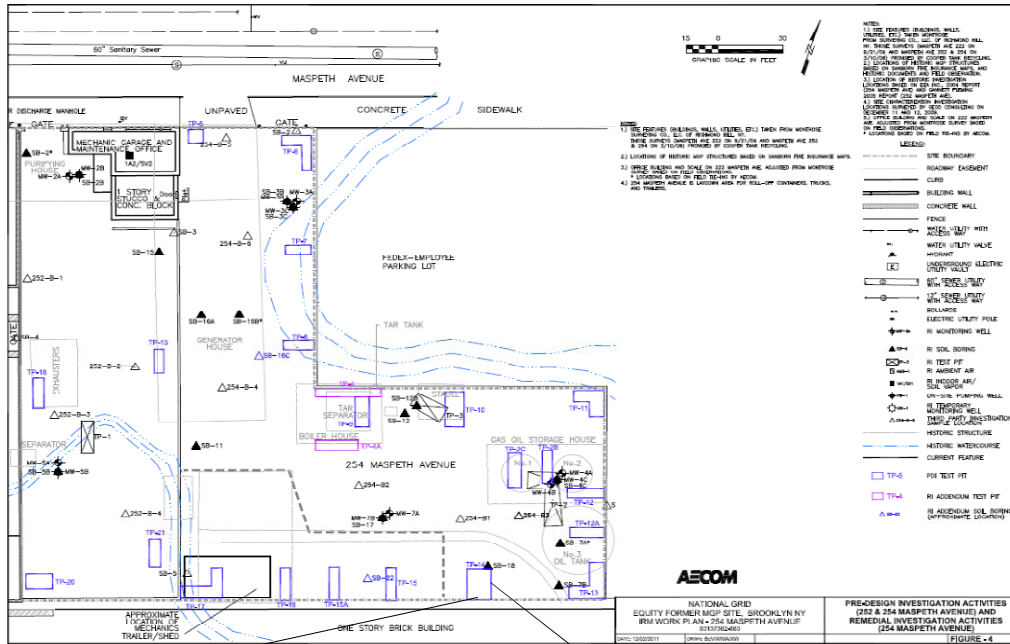
Test pit terminated at 7.0 ft bgs.

Definitions:

- | | | |
|-------------------------|----------------------------------|---|
| 1.) NA - Not Applicable | 4.) bgs - below ground surface | 7.) NAVD 88 - North American Vertical Datum of 1988 |
| 2.) ft - feet | 5.) ppm - parts per million | 8.) U.S.C.S. - Unified Soil Classification System |
| 3.) SAA - Same As Above | 6.) PID - Photo Ionization Meter | 9.) ND - Not Documented |

PROJECT NO: 60137362	TEST PIT DESIGNATION: TP-14	SURFACE ELEVATION: TBD
CLIENT: National Grid	SITE LOCATION OR AREA: South side of site adjacent to building	START DATE: 9/2/2011
SITE NAME: Equity Former MGP Site	EQUIPMENT USED: Backhoe	FINISH DATE: 9/2/2011
GEOLOGIST: C. Battenhouse	OPERATOR: Dan Brunquell	START TIME: 14:20
DEPTH WATER ENCOUNTERED: 6.83 ft bgs	TOTAL DEPTH: 7.0 ft bgs	FINISH TIME: 15:25

(Plan view - Equity Former MGP Site)





Test Pit Log

TP-15

PROJECT NO: 60137362		TEST PIT DESIGNATION: TP-15		SURFACE ELEVATION: TBD	
CLIENT: National Grid		SITE LOCATION OR AREA: SOUTH SIDE OF SITE, AGAINST TO BLDG ADJACENT TO SITE		START DATE: 9/7/2011	
SITE NAME: Equity Former MGP Site		EQUIPMENT USED: Backhoe		FINISH DATE: 9/7/2011	
GEOLOGIST: C. Battenhouse		OPERATOR: Dan Brunquell		START TIME: 0730	
DEPTH WATER ENCOUNTERED: 6 ft bgs		TOTAL DEPTH: 6 ft bgs		FINISH TIME: 0815	

DEPTH (FEET)	VISUAL IMPACTS (FEET)	PID HEADSPACE (PPM)	SOIL STRATIG-RAPHY USCS	SOIL CLASS USCS	SOIL DESCRIPTION LOG	STRUCTURES ENCOUNTERED OR COMMENTS
1		ND			0-6.0' SAND (fill): sand and rocks (pebble to boulder-size), mixed urban debris including; rugs, tires, plastic bags, wood pieces, bricks, cobbles, concrete (pebble to boulder sized), dry to moist, sulfur-like odor throughout. Increased amount of urban fill along northern and eastern walls of the test pit. No visible impacts observed or odors detected. The mixed urban debris appears to have been previously burned.	
2		ND			2.0': Blackish-colored layer observed (urban debris appears to have been burned or discolored from natural staining (possibly from sulfate reducing bacteria). Very slight Naphthalene-like odor (possibly from groundwater).	
3		ND				
4		ND				
5		ND				
6		ND				6.0': Groundwater observed.
7						


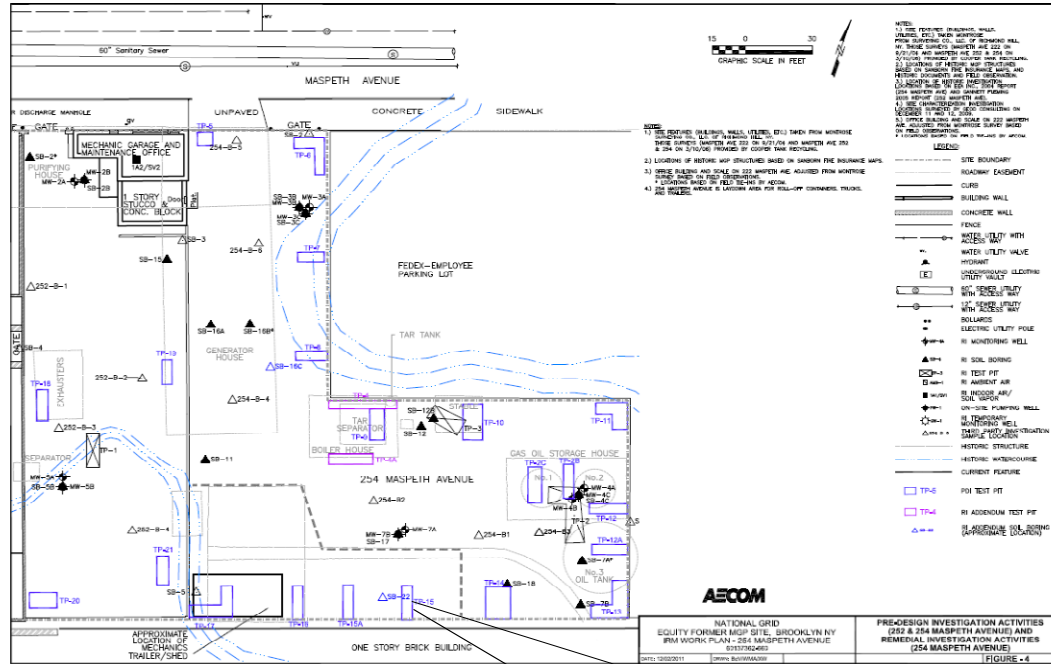
Test pit terminated at 6.0 ft bgs.

Definitions:

- 1.) NA - Not Applicable
- 2.) ft - feet
- 3.) SAA - Same As Above
- 4.) bgs - below ground surface
- 5.) ppm - parts per million
- 6.) PID - Photo Ionization Meter
- 7.) NAVD 88 - North American Vertical Datum of 1988
- 8.) U.S.C.S. - Unified Soil Classification System

PROJECT NO: 60137362	TEST PIT DESIGNATION: TP-15	SURFACE ELEVATION: TBD
CLIENT: National Grid	SITE LOCATION OR AREA: SOUTH SIDE OF SITE, AGAINST TO BLDG ADJACENT TO SITE	START DATE: 9/7/2011
SITE NAME: Equity Former MGP Site	EQUIPMENT USED: Backhoe	FINISH DATE: 9/7/2011
GEOLOGIST: C. Battenhouse	OPERATOR: Dan Brunquell	START TIME: 0730
DEPTH WATER ENCOUNTERED: 6 ft bgs	TOTAL DEPTH: 6 ft bgs	FINISH TIME: 0815

(Plan view - Equity Former MGP Site)





Test Pit Log

TP-15A

PROJECT NO: 60137362		TEST PIT DESIGNATION: TP-15A		SURFACE ELEVATION: TBD	
CLIENT: National Grid		SITE LOCATION OR AREA: South side of site; against bldg adjacent to site		START DATE: 9/7/2011	
SITE NAME: Equity Former MGP Site		EQUIPMENT USED: Backhoe		FINISH DATE: 9/7/2011	
GEOLOGIST: C. Battenhouse		OPERATOR: Dan Brunquell		START TIME: 0845	
DEPTH WATER ENCOUNTERED: 6 ft bgs		TOTAL DEPTH: 6 ft bgs		FINISH TIME: 0945	

DEPTH (FEET)	VISUAL IMPACTS (FEET)	PID HEADSPACE (PPM)	SOIL STRATIG- RAPHY USCS	SOIL CLASS USCS	SOIL DESCRIPTION LOG	STRUCTURES ENCOUNTERED OR COMMENTS
1		ND			0-6' SAND (fill): sand with pebbles, cobbles, bricks, mixed urban debris including: ceramic tile, netting, wood peices small and large seem to have been previously burned, rugs, tires, plastic (bags and pieces), wood (small and large pieces), concrete (smal and larger bolder size pieces), dry to moist, wet at bottom, very slight naphthalene-like odor (most likely from groundwater); no visual impacts observed.	
2		ND				
3		ND				
4		ND				
5		ND				
6		ND				5.5': groundwater observed. Napthatlene-like odor detected (most likely from the groundwater).
7		ND				

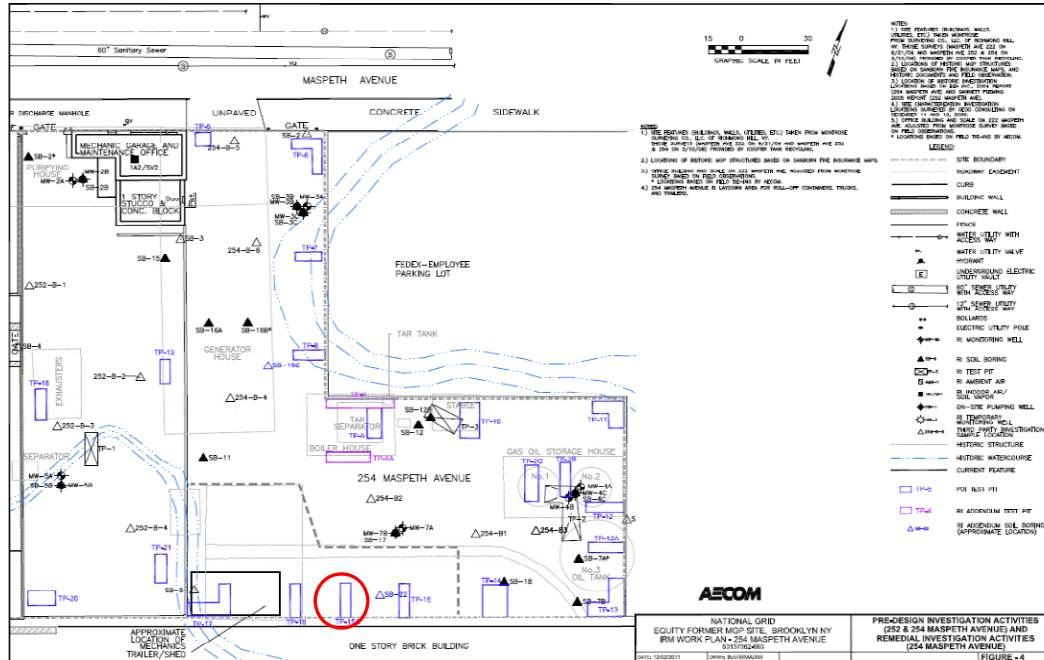
Test pit terminated at 7.0 ft bgs.

Definitions:

- | | | |
|-------------------------|----------------------------------|---|
| 1.) NA - Not Applicable | 4.) bgs - below ground surface | 7.) NAVD 88 - North American Vertical Datum of 1988 |
| 2.) ft - feet | 5.) ppm - parts per million | 8.) U.S.C.S. - Unified Soil Classification System |
| 3.) SAA - Same As Above | 6.) PID - Photo Ionization Meter | 9.) ND - Not Documented |

PROJECT NO: 60137362	TEST PIT DESIGNATION: TP-16A	SURFACE ELEVATION: TBD
CLIENT: National Grid	SITE LOCATION OR AREA: South side of site; against bldg adjacent to site	START DATE: 9/7/2011
SITE NAME: Equity Former MGP Site	EQUIPMENT USED: Backhoe	FINISH DATE: 9/7/2011
GEOLOGIST: C. Battenhouse	OPERATOR: Dan Brunquell	START TIME: 0845
DEPTH WATER ENCOUNTERED: 6 ft bgs	TOTAL DEPTH: 6 ft bgs	FINISH TIME: 0945

(Plan view - Equity Former MGP Site)





Test Pit Log

TP-16

PROJECT NO: 60137362		TEST PIT DESIGNATION: TP-16	SURFACE ELEVATION: TBD
CLIENT: National Grid	SITE LOCATION OR AREA: Southern wall of site adjacent to building		START DATE: 9/2/2011
SITE NAME: Equity Former MGP Site	EQUIPMENT USED: Backhoe		FINISH DATE: 9/2/2011
GEOLOGIST: C.Battenhouse	OPERATOR: Dan Brunquell		START TIME: 09:30
DEPTH WATER ENCOUNTERED: 7.92 ft bgs		TOTAL DEPTH: 8.0 ft bgs	FINISH TIME: 10:45

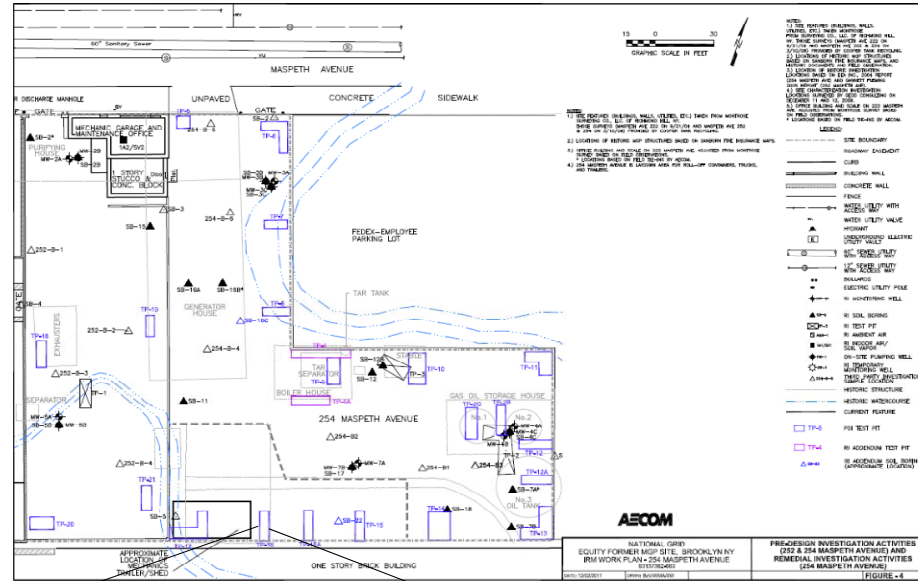
DEPTH (FEET)	VISUAL IMPACTS (FEET)	PID HEADSPACE (PPM)	SOIL STRATIG-RAPHY USCS	SOIL CLASS USCS	SOIL DESCRIPTION LOG	STRUCTURES ENCOUNTERED OR COMMENTS
1		0.2		FILL	0-5' SAND (fill): sand with pebbles and cobbles, concrete, brick, glass, < 5% boulder sized pieces, <20% silt, coal, ash, and slag (silt to sand-sized particles throughout).	Collected sample TP-16 (5-6)
2		0.4			1.5-3' on western wall: small pocket (2' by 1.5') of weathered, solid tar; slight to moderate odor.	
3		0.3				
4		0.3				
5		3.5				
6		12.8			5-5.75': (western and southern wall) sand with silt, coated to pockets of saturation with tar (weathered to residual, more weathered on western side), strong to moderate odor (odor stronger where soil or slag was coated).	
7		0.5			6.0-7.0': Moderate to slight odor detected.	
8		0.3			7.0-8.0': Slight odor detected.	
					7.92': Groundwater observed seeping in.	
					Test pit terminated at 8.0 ft bgs.	

Definitions:

- | | | | |
|-------------------------|--------------------------------|----------------------------------|---|
| 1.) NA - Not Applicable | 3.) SAA - Same As Above | 5.) ppm - parts per million | 7.) NAVD 88 - North American Vertical Datum of 1988 |
| 2.) ft - feet | 4.) bgs - below ground surface | 6.) PID - Photo Ionization Meter | 8.) U.S.C.S. - Unified Soil Classification System |

PROJECT NO: 60137362	TEST PIT DESIGNATION: TP-16	SURFACE ELEVATION: TBD
CLIENT: National Grid	SITE LOCATION OR AREA: Southern wall of site adjacent to building	START DATE: 9/2/2011
SITE NAME: Equity Former MGP Site	EQUIPMENT USED: Backhoe	FINISH DATE: 9/2/2011
GEOLOGIST: C. Battenhouse	OPERATOR: Dan Brunquell	START TIME: 09:30
DEPTH WATER ENCOUNTERED: 7.92 ft bgs	TOTAL DEPTH: 8.0 ft bgs	FINISH TIME: 10:45

(Plan view - Equity Former MGP Site)





Test Pit Log

TP-17

PROJECT NO: 60137362		TEST PIT DESIGNATION: TP-17		SURFACE ELEVATION: TBD	
CLIENT: National Grid		SITE LOCATION OR AREA: SW corner of site		START DATE: 9/7/2011	
SITE NAME: Equity Former MGP Site		EQUIPMENT USED: Backhoe		FINISH DATE: 9/7/2011	
GEOLOGIST: Christie Battenhouse		OPERATOR: Dan Brunquell		START TIME: 1015	
DEPTH WATER ENCOUNTERED: 6.66 ft bgs		TOTAL DEPTH: 6.66 ft bgs		FINISH TIME: 1145	

DEPTH (FEET)	VISUAL IMPACTS (FEET)	PID HEADSPACE (PPM)	SOIL STRATIG-RAPHY USCS	SOIL CLASS USCS	SOIL DESCRIPTION LOG	STRUCTURES ENCOUNTERED OR COMMENTS
0					0-6.66' SAND (fill): sand with pebbles, cobbles, boulders (small and large), bricks, pieces of metal (small and large), wood chips and pieces, moderate to strong naphthalene-like/tar-like odor detected.	
1						
2						
3						2.7' bgs: possible concrete footing or structure, starts at 2.6' bgs to at least 6.66' at bottom of test pit (on eastern wall)
4						
5					4.5-5' east-west test pit: layer of hardened tar, visible on western, northern, and eastern walls and does not appear to extend to southern wall of this section of test pit 4.75-5.25' bgs layer of hardened tar-like material on eastern and western walls of test pit.	NW-SE test pit dimensions: 14.5' long, 5.0' wide, 6.5' deep; 2.5' from bldg on southern side of site E-W test pit dimensions: 14.5' long, 3.66' wide, 6.66' deep; 4' east of wall on SW corner of site and 3' from bldg on southern side of site
6						Collected sample TP-17
7					6.5-6.66': groundwater observed.	

Test pit terminated at 6.66 ft bgs.

Definitions:

- | | | |
|-------------------------|----------------------------------|---|
| 1.) NA - Not Applicable | 4.) bgs - below ground surface | 7.) NAVD 88 - North American Vertical Datum of 1988 |
| 2.) ft - feet | 5.) ppm - parts per million | 8.) U.S.C.S. - Unified Soil Classification System |
| 3.) SAA - Same As Above | 6.) PID - Photo Ionization Meter | |

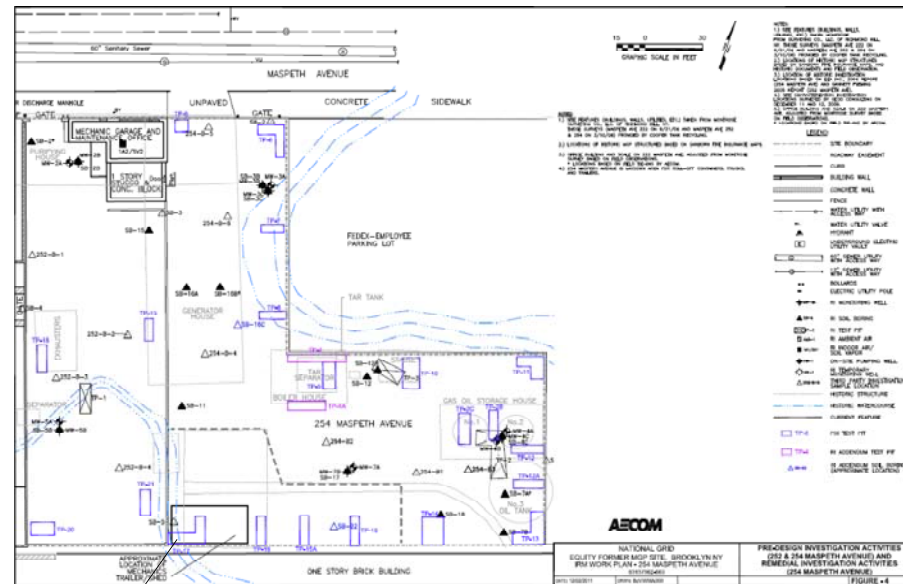


Test Pit Log

TP- 17

PROJECT NO: 60137362	TEST PIT DESIGNATION: TP-17	SURFACE ELEVATION: TBD
CLIENT: National Grid	SITE LOCATION OR AREA: SW corner of site	START DATE: 9/7/2011
SITE NAME: Equity Former MGP Site	EQUIPMENT USED: Backhoe	FINISH DATE: 9/7/2011
GEOLOGIST: C. Battenhouse	OPERATOR: Dan Brunquell	START TIME: 1015
DEPTH WATER ENCOUNTERED: 6.66 ft bgs	TOTAL DEPTH: 6.66 ft bgs	FINISH TIME: 1145

(Plan view - Equity Former MGP Site)





Boring Log Legend

2 Technology Park Drive
Westford, Massachusetts 01886

Project Name: Equity Former MGP
Project Number: 60137362

Location: Brooklyn, NY
Client: National Grid

Stratigraphy		Visual Impacts
	Fill	Tar Saturated
	(GW) Well Graded Gravel	Interbedded Lenses of Saturated Tar
Meadow Mat	(PT) Fibrous and Friable Peat	Blebs, Globes, Lenses, Coatings
	(OH) Organic Clay	Tar Sheen/Staining
	(SM) Silty Sand	Tar/Naphthalene-Like Odors
	(SC) Clayey Sand	Petroleum Sheen/Staining
	(SW) Well Graded Sand	Petroleum Odors
	(SP) Poorly Graded Sand	Solid Tar
	(ML) Sandy Silty	Purifier Material
	(CL) Clay and Silty Clay of Low Plasticity	Purifier Odors
	(CH) Clay and Silty Clay of High Plasticity	

Definitions:

- | | |
|---|---|
| 1.) NA - Not Applicable | 7.) PID - Photo Ionization Meter |
| 2.) ft - feet | 8.) U.S.C.S. - Unified Soil Classification System |
| 3.) bgs - below ground surface | 9.) ND - Not Documented |
| 4.) SAA - Same As Above | |
| 5.) ppm - parts per million | |
| 6.) NAVD 88 - North American Vertical Datum of 1988 | |



Test Pit Log

TP-18

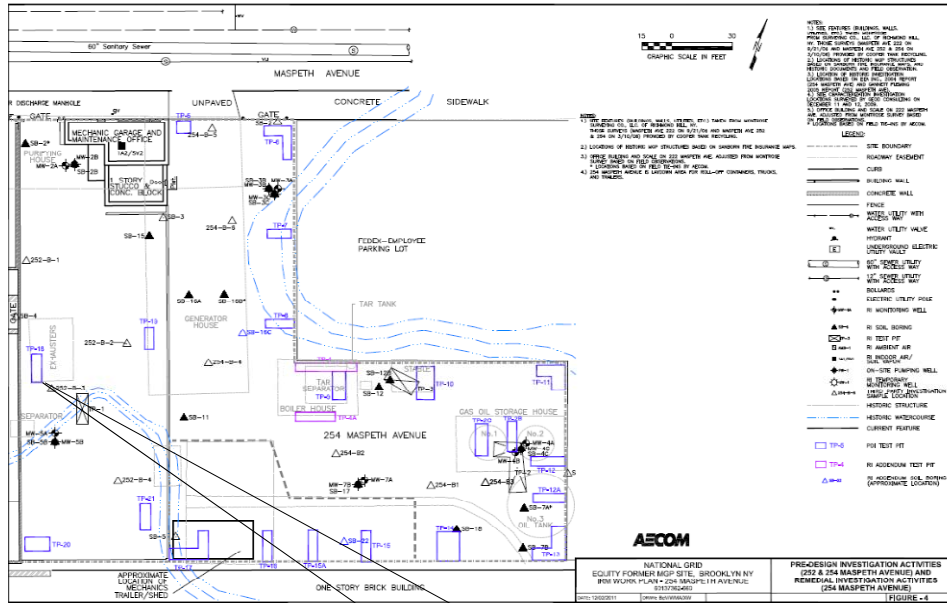
PROJECT NO: 60137362		TEST PIT DESIGNATION: TP-18		SURFACE ELEVATION: TBD	
CLIENT: National Grid		SITE LOCATION OR AREA:		START DATE: 9/12/2011	
SITE NAME: Equity Former MGP Site		EQUIPMENT USED: Backhoe		FINISH DATE: 9/12/2011	
GEOLOGIST: Christie Battenhouse		OPERATOR: Dan Brunquell		START TIME: 09:05	
DEPTH WATER ENCOUNTERED: 6.0 ft bgs		TOTAL DEPTH: 6.83 ft bgs		FINISH TIME: 09:55	

DEPTH (FEET)	VISUAL IMPACTS (FEET)	PID HEADSPACE (PPM)	SOIL STRATIG-RAPHY USCS	SOIL CLASS USCS	SOIL DESCRIPTION LOG	STRUCTURES ENCOUNTERED OR COMMENTS
0		0.0		FILL	0-0.1' (Fill). 0.1-6.83' (Fill): burned debris (wood pieces, ships, plastic, rugs, concrete, metal pieces, glass, bricks).	Note: oil spills (fuel/oil) at surface in area. PID readings appear to be background due to fuel oil at surface and operational gases/odors and hydrogen sulfide odor.
1		0.2				
2		0.1			2': Slight sewage and hydrocarbon-like odor (hydraulic oil, not a tar-like odor); perched water at 2.0 ft bgs on western wall.	
3		0.2				
4		0.3			4': Perched water on eastern wall.	
5		0.2				
6					5.75'-6.0': sand with silt layer; yellowish brown. 6': groundwater on bottom, slight sheen noted on water, but appears to be biological. Could be due to fuel oil seeping in with perched groundwater.	
7					Test pit terminated at 6.83 ft bgs.	

- Definitions:**
- 1.) NA - Not Applicable
 - 2.) ft - feet
 - 3.) SAA - Same As Above
 - 4.) bgs - below ground surface
 - 5.) ppm - parts per million
 - 6.) PID - Photo Ionization Meter
 - 7.) NAVD 88 - North American Vertical Datum of 1988
 - 8.) U.S.C.S. - Unified Soil Classification System

PROJECT NO: 60137362	TEST PIT DESIGNATION: TP-18	SURFACE ELEVATION: TBD
CLIENT: National Grid	SITE LOCATION OR AREA:	START DATE: 9/12/2011
SITE NAME: Equity Former MGP Site	EQUIPMENT USED: Backhoe	FINISH DATE: 9/12/2011
GEOLOGIST: Christie Battenhouse	OPERATOR: Dan Brunquell	START TIME: 09:05
DEPTH WATER ENCOUNTERED: 6 ft bgs	TOTAL DEPTH: 6.83 ft bgs	FINISH TIME: 09:55

(Plan view - Equity Former MGP Site)





Test Pit Log

TP-19

PROJECT NO: 60137362		TEST PIT DESIGNATION: TP-19		SURFACE ELEVATION: TBD	
CLIENT: National Grid		SITE LOCATION OR AREA: Eastern side (center) of 252 Maspeth Ave		START DATE: 9/12/11	
SITE NAME: Equity Former MGP Site		EQUIPMENT USED: Backhoe		FINISH DATE: 9/12/11	
GEOLOGIST: Christie Battenhouse		OPERATOR: Dan Brunquell		START TIME: 10:55	
DEPTH WATER ENCOUNTERED: ~6 ft bgs		TOTAL DEPTH: 6.5 ft bgs		FINISH TIME: 11:40	

DEPTH (FEET)	VISUAL IMPACTS (FEET)	PID HEADSPACE (PPM)	SOIL STRATIG-RAPHY USCS	SOIL CLASS USCS	SOIL DESCRIPTION LOG	STRUCTURES ENCOUNTERED OR COMMENTS
0		NA		FILL	0'-6.5' SAND (fill): sand with pebbles and cobbles of rocks, bricks, concrete, mixed in with burned debris (wood pieces/chips, metal pipes, flashing, rubber, rugs, plastic, black color due to burned debris and organics).	Rotten egg smell began as soon as ground broke
1		0.2				
2		1.0			2'-3': Perched water all the way down to ~6' (perched zones have a lot of water)	
3		0.1				
4		0.1			4': Debris larger at depth, lots of metal pipes, strapping, flashings, large chunks of concrete.	
5		0.0			5': Wood log (large piece).	
6		ND			~6': ground water encountered (perched zones above it make it hard to tell exactly where groundwater is).	
7						

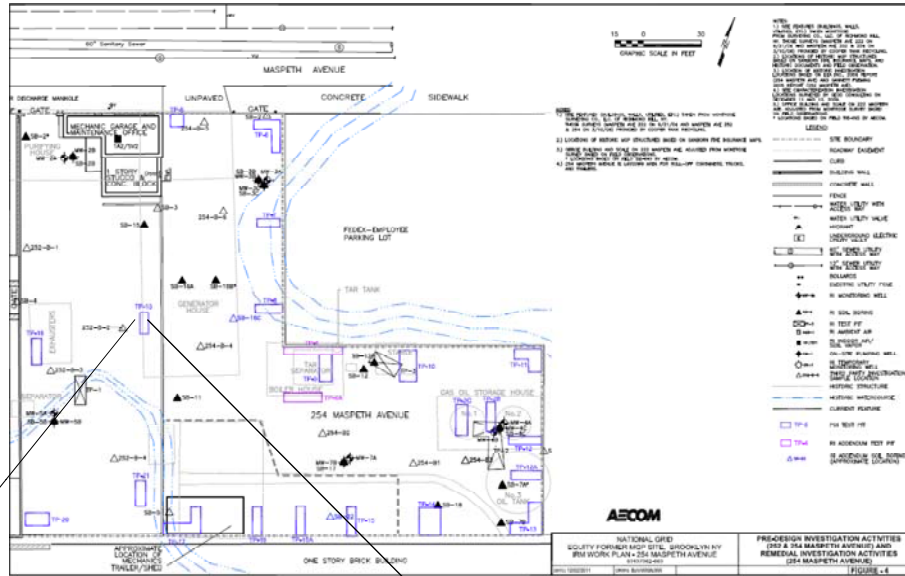
Test pit terminated at 6.5 ft bgs.

Definitions:

- | | | |
|-------------------------|----------------------------------|---|
| 1.) NA - Not Applicable | 4.) bgs - below ground surface | 7.) NAVD 88 - North American Vertical Datum of 1988 |
| 2.) ft - feet | 5.) ppm - parts per million | 8.) U.S.C.S. - Unified Soil Classification System |
| 3.) SAA - Same As Above | 6.) PID - Photo Ionization Meter | 9.) Not documented |

PROJECT NO: 60137362	TEST PIT DESIGNATION: TP-19	SURFACE ELEVATION: TBD
CLIENT: National Grid	SITE LOCATION OR AREA: Eastern side (center) of 252 Maspeth Ave	START DATE: 9/12/11
SITE NAME: Equity Former MGP Site	EQUIPMENT USED: Backhoe	FINISH DATE: 9/12/11
GEOLOGIST:	OPERATOR: Dan Brunquell	START TIME: 10:55
DEPTH WATER ENCOUNTERED: -6 ft bgs	TOTAL DEPTH: 6.5 ft bgs	FINISH TIME: 11:40

(Plan view - Equity Former MGP Site)





Test Pit Log

TP-20

PROJECT NO: 60137362		TEST PIT DESIGNATION: TP-20		SURFACE ELEVATION: TBD	
CLIENT: National Grid		SITE LOCATION OR AREA: Southwest corner of 252 Maspeth Ave		START DATE: 9/12/2011	
SITE NAME: Equity Former MGP Site		EQUIPMENT USED: Backhoe		FINISH DATE: 9/12/2011	
GEOLOGIST: C. Battenhouse		OPERATOR: Dan Brunquell		START TIME: 07:50	
DEPTH WATER ENCOUNTERED: 6.7 ft bgs		TOTAL DEPTH: 6.58 ft bgs		FINISH TIME: 09:05	

DEPTH (FEET)	VISUAL IMPACTS (FEET)	PID HEADSPACE (PPM)	SOIL STRATIG-RAPHY USCS	SOIL CLASS USCS	SOIL DESCRIPTION LOG	STRUCTURES ENCOUNTERED OR COMMENTS
0				FILL	0'-2' bgs: Fill; sand with pebbles, cobbles of rocks, bricks, concrete.	
1		0.0				
2		0.0				
3		0.0			2'-3': Large peices of concrete on northern wall. Sewage-like odor throughout	
4		0.0			~3': layer of burned wood chips/pieces on all walls and urban trash mixed in.	
5		0.0			4': a few pieces of steel cable and rubber.	
6		0.0			5': perched groundwater on western side, burned debris/wood chips to bottom (black color due to debris that is in contact with burned wood).	
7		0.0			6.7': groundwater observed.	

Test pit terminated at 6.7 ft bgs.

Definitions:

- | | | |
|-------------------------|----------------------------------|---|
| 1.) NA - Not Applicable | 4.) bgs - below ground surface | 7.) NAVD 88 - North American Vertical Datum of 1988 |
| 2.) ft - feet | 5.) ppm - parts per million | 8.) U.S.C.S. - Unified Soil Classification System |
| 3.) SAA - Same As Above | 6.) PID - Photo Ionization Meter | |

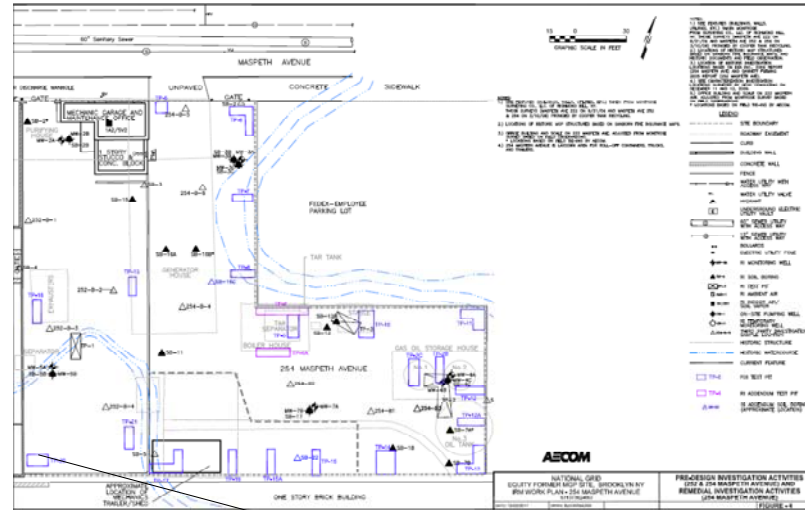


Test Pit Log

TP-20

PROJECT NO: 60137362	TEST PIT DESIGNATION: TP-20	SURFACE ELEVATION: TBD
CLIENT: National Grid	SITE LOCATION OR AREA: Southwest corner of 252 Maspeth Ave	START DATE: 9/12/2011
SITE NAME: Equity Former MGP Site	EQUIPMENT USED: Backhoe	FINISH DATE: 9/12/2011
GEOLOGIST: Christie Battenhouse	OPERATOR: Dan Brunquell	START TIME: 07:50
DEPTH WATER ENCOUNTERED: 6.58 ft bgs	TOTAL DEPTH: 6.58 ft bgs	FINISH TIME: 09:05

(Plan view - Equity Former MGP Site)





Test Pit Log

TP-21

PROJECT NO: 60137362		TEST PIT DESIGNATION: TP-21		SURFACE ELEVATION: TBD	
CLIENT: National Grid		SITE LOCATION OR AREA: South east corner of 252 Maspeth Ave		START DATE: 9/12/2011	
SITE NAME: Equity Former MGP Site		EQUIPMENT USED: Backhoe		FINISH DATE: 9/12/2011	
GEOLOGIST: Christie Battenhouse		OPERATOR: Dan Brunquell		START TIME: 11:55	
DEPTH WATER ENCOUNTERED: 6.16 ft bgs		TOTAL DEPTH: 6.16 ft bgs		FINISH TIME: 12:25	

DEPTH (FEET)	VISUAL IMPACTS (FEET)	PID HEADSPACE (PPM)	SOIL STRATIG-RAPHY USCS	SOIL CLASS USCS	SOIL DESCRIPTION LOG	STRUCTURES ENCOUNTERED OR COMMENTS
0		0.0		FILL	0-1' SAND (fill); with pebbles, cobbles, concrete pieces (1.5'x2.5') at ~0.5 ft bgs.	PID readings from hydrogen sulfide odor, not impacts.
1		0.2			2-4' Fill, debris (trash, wood pieces, chunks, plastic tubs/sheets, newspaper, bricks, concrete, pebbles and cobbles of rock, hydrogen sulfide odor throughout.	
2		0.4				
3		1.0				
4		0.1			4': debris black from burning or environment	
5		0.1				
6					6.16': groundwater encountered	
7					Test pit terminated at 6.16 ft bgs.	

Definitions:

- | | | |
|-------------------------|----------------------------------|---|
| 1.) NA - Not Applicable | 4.) bgs - below ground surface | 7.) NAVD 88 - North American Vertical Datum of 1988 |
| 2.) ft - feet | 5.) ppm - parts per million | 8.) U.S.C.S. - Unified Soil Classification System |
| 3.) SAA - Same As Above | 6.) PID - Photo Ionization Meter | |

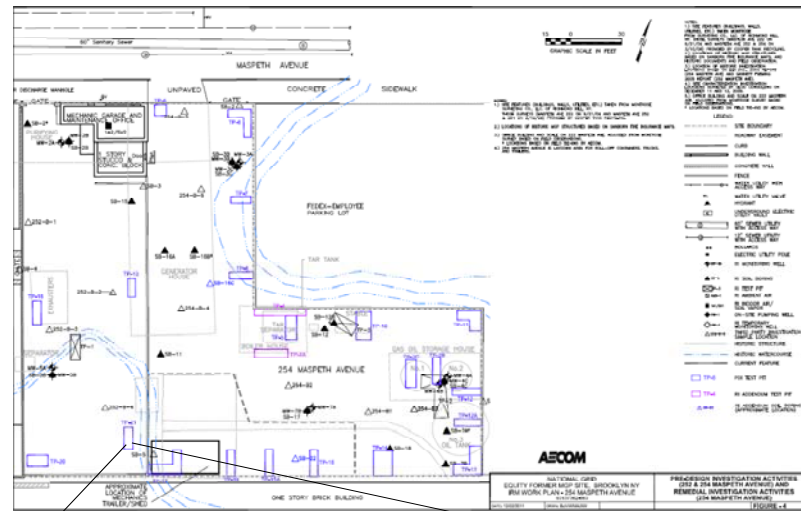


Test Pit Log

TP-21

PROJECT NO: 60137362	TEST PIT DESIGNATION: TP-21	SURFACE ELEVATION: TBD
CLIENT: National Grid	SITE LOCATION OR AREA: South east corner of 252 Maspeth Ave	START DATE: 9/12/2011
SITE NAME: Equity Former MGP Site	EQUIPMENT USED: Backhoe	FINISH DATE: 9/12/2011
GEOLOGIST: Christie Battenhouse	OPERATOR: Dan Brunquell	START TIME: 11:55
DEPTH WATER ENCOUNTERED: 6.16 ft bgs	TOTAL DEPTH: 6.16 ft bgs	FINISH TIME: 12:25

(Plan view - Equity Former MGP Site)



Attachment B
PDI CAMP Report

Client: National Grid
 Location: 254 Maspeth Ave
 Date: 9/1/11
 Field Personnel: J. Ehlen

Project: Equity
 Project Number:
 Weather: ~85°F, sunny, little to no wind
 Ambient Noise: 81 dB

Community Air Monitoring Plan / Noise Field Log

pg 1 of 1

Time	Upwind PID	Upwind Dust Trak	Work Area PID	Downwind PID	Downwind Dust Trak	dB Readings ¹	Comments
835	0.0	0.063	0.0	0.0	0.068	81.2	hand clearing electrical lines on East side of site
851	0.0	0.068	0.0	0.0	0.047	82.0	"
905	0.0	0.051	0.0	0.0	0.062	82.7	"
920	0.0	0.050	0.0	0.0	0.067	81.2	"
935	0.0	0.034	0.0	0.0	0.063	81.7	"
1010	0.0	0.029	0.0	0.0	0.026	81.2	"
1025	6.0	0.629	0.0	0.0	0.026	79.1	"
1041	6.0	0.023	0.0	0.0	0.022	80.2	"
1100	0.0	0.032	0.0	0.0	0.024	77.3	" light wind from the East
1115	0.0	0.043	0.0	0.0	0.036	80.6	Backfilling hole on East side of site, stopped @ 4'2" couldn't find electric
1134			→ Mob to TP-8 ←				
1140	0.0	0.014	0.0	0.0	0.007	82.7	excavating TP-8
1208	0.0	0.013	0.0	0.0	0.010	NA	"
1240	0.0	0.016	0.0	0.0	0.016	83.3	backfilling TP-8
1300	0.0	0.012	0.0	0.0	0.036	88.5	leveling TP-8
1328	0.0	0.013	0.0	0.0	0.017	85.2	setting up on TP-5
1350	0.0	0.016	0.0	0.0	0.017	81.3	stand by to move equipment
1405	0.0	0.012	0.0	0.0	0.029	82.9	excavating TP-5
1420	0.0	0.015	0.0	0.0	0.044	89.5	mob to TP-6
1436	0.0	0.014	0.0	0.0	0.040	88.3	excavating TP-6
1455	0.0	0.016	0.0	0.0	0.024	87.7	excavating TP-6
1515	0.0	0.073	0.0	0.0	0.023	87.4	excavating TP-6
1540	0.0	0.017	0.0	0.0	0.040	83.3	excavating tp-6
1555	0.0	0.045	0.0	0.0	0.080	84.7	excavating tp-6

Client: National Grid
 Location: 254 Maspeth Ave
 Date: 9/2/11
 Field Personnel: J. Ehlen

Project: Equity
 Project Number: 60137362
 Weather: ~75°F, sunny, little wind
 Ambient Noise: ~80 dB

Community Air Monitoring Plan / Noise Field Log

Time	Upwind PID	Upwind Dust Trak	Work Area PID	Downwind PID	Downwind Dust Trak	dB Readings ¹	Comments
740	0.0	0.015	0.0	0.0	0.026	86.5	excavating TP-7
755	0.0	0.015	0.0	0.0	0.019	86.8	"
813	0.0	0.017	0.0	0.0	0.017	83.8	"
829	0.0	0.012	0.0	0.0	0.024	82.8	back-filling TP-7
850	0.0	0.012	0.0	0.0	0.049	84.2	grading area by TP-6
936	0.1	0.013	0.2	0.1	0.033	82.3	excavating TP-16
950	0.1	0.013	0.8	0.1	0.016	84.5	excavating TP-16
1005	0.1	0.013	1.3		0.015	83.4	
1020	0.2	0.012	3.4		0.017	82.5	
1035	0.2	0.013	0.5		0.015	78.9	
1050	0.2	0.026	0.36	0.1	0.014	78.4	moving to TP-13
1250	0.1	0.040	0.0	0.1	0.063	74.2	excavating TP-13
1320	0.2	0.021	0.0	0.1	0.031	72.3	mob to south excavation
1340	0.2	0.018	0.0	0.0	0.023	82.6	excavating TP-13
1356	0.2	0.036	0.0	0.0	0.022	86.5	backfilling TP-13
1410	0.2	0.026	0.0	0.0	0.028	80.3	leveling TP-13
1443	0.1	0.024	0.0	0.1	0.034	90.6	excavating TP-14
1508	0.1	0.033	0.0	0.1	0.036	83.9	Backfilling TP-14
1525	Finished backfilling			TP-14			

TP-16
 mob to 16
 & move trucks
 for rollout
 to be put
 in yard

no excavation
 activities
 TP-13

Client: National Grid
 Location: 254 Maspeeth Ave
 Date: 9/7/11
 Field Personnel: J. Ehlen

Project: Equity
 Project Number: 60137360
 Weather: 70°F, light wind, drizzle to rain
 Ambient Noise: 0-50 d13

Community Air Monitoring Plan / Noise Field Log

Time	Upwind PID	Upwind Dust Trak	Work Area PID	Downwind PID	Downwind Dust Trak	dB Readings ¹	Comments
740	0.0	0.006	0.0	0.0	0.023	89.1	excavating TP-15
800	0.0	0.010	0.0	0.0	0.011	85.9	excavating TP-15
820	0.0	0.006	0.0	0.0	0.032	88.0	backfilling TP-15
840	0.0	0.010	0.0	0.0	0.010	93.1	mob to TP-17
900	0.0	0.009	0.0	0.0	0.010	92.3	excavating TP-17
915	0.0	0.010	0.0	0.0	0.008	85.2	excavating TP-17
935	0.0	0.016	0.0	0.0	0.016	82.9	"
950	0.6	0.007	0.0	0.0	0.009	86.7	Backfilling TP-17
1005	1.0	0.006	0.0	0.0	0.006	93.0	"
1035	2.7	0.012	0.1	0.0	0.013	93.1	TP-16 soil
1050							De-coning equipment
1140	0.9	0.011	0.0	0.0	0.012	92.4	extending TP-17 North
1155	1.1	0.012	0.0	0.0	0.012	82.3	excavating TP-17 North
1215	0.9	0.015	0.1	0.1	0.026	93.5	backfilling TP-17 North
1330	0.1	0.022	0.0	0.1	0.026	87.7	excavating TP-15A
1347	0.5	0.014	0.0	0.1	0.023	83.4	excavating TP-15A
1401	0.8	0.018	0.0	0.0	0.019	84.4	"
1425	0.1	0.011	0.0	0.0	0.037	83.8	backfilling TP-15A
1448	0.0	0.009	0.0	0.0	0.009	84.9	setting up for TP-12
1515	1.0	0.032	0.0	0.0	0.009	87.0	backfilling TP-12

Begins to mist.
 rain
 drizzle
 drizzle
 misting
 no precipitation

misting

* 935 - Re-calcd upwind pid - was reading Negative.

Client: National Grid
 Location: 254 Maspeth Ave
 Date: 9/8/11
 Field Personnel: J. Ehlen

Project: Equity
 Project Number: 60137362
 Weather: ~70°F, mostly cloudy, breezy,
 Ambient Noise: ~80 dB occasional rain

Community Air Monitoring Plan / Noise Field Log

Time	Upwind PID	Upwind Dust Trak	Work Area PID	Downwind PID	Downwind Dust Trak	dB Readings ¹	Comments
830	0.0	0.009	0.3	0.6	0.013	80.6	step out TP-12A offset 1
845	0.0	0.007	0.5	0.6	0.007	83.5	step out TP-12B offset 2
900	0.0	0.009	0.0	0.6	0.006	85.6	step out TP-12A offset 3
920	0.0	0.017	0.0	0.7	0.006	78.0	excavating TP-12A
945	0.0	0.017	0.0	0.7	0.006	91.4	backfilling TP-12A
1001	0.0	6.615	0.0	0.8	6.006	86.4	''
1021	0.0	0.019	0.1	0.8	0.088	93.6	excavating TP-11 N to S
1121	0.0	0.003	0.1	1.0	0.062	90.5	excavating TP-11 E to W
1140	0.0	0.008	0.1	1.0	0.065	90.0	backfilling TP-11 E to W
1240	---	---	0.3	1.0	0.057	93.2	''
1300	0.0	0.008	0.1	1.0	0.055	87.6	mob to TP-10
1315	0.0	0.003	0.2	0.8	0.056	86.6	excavating TP-10

→ Sunny

Client: National Grid
 Location: 254 Maspeth Ave
 Date: 9/9/11
 Field Personnel: J. Ehlen

Project: Equity
 Project Number: 60137362
 Weather: ~80°F, mostly sunny, breezy
 Ambient Noise: ~75dB

Community Air Monitoring Plan / Noise Field Log

Time	Upwind PID	Upwind Dust Trak	Work Area PID	Downwind PID	Downwind Dust Trak	dB Readings ¹	Comments
800	0.0	0.014	0.0	0.0	0.014	91.4	excavating TP-2B
815	0.0	0.009	0.0	0.0	0.019	87.3	"
830	0.0	0.010	0.0	0.1	0.085	83.9	"
850	0.0	0.015	0.0	0.1	0.012	79.4	Sampling TP-2B
920	0.0	0.023	0.0	0.1	0.018	88.7	backfilling TP-2B
1030	0.0	0.022	0.0	0.1	0.021	81.9	excavating TP-2C
1100	0.0	0.016	0.0	0.1	0.021	81.8	backfilling TP-2C
1115	0.0	0.022	0.0	0.1	0.023	81.4	leveling area @ TP-2C
1143	0.0	0.057	0.1	0.4	0.041	83.9	excavating TP-4
1300	0.0	0.055	0.0	0.2	0.032	82.7	"
1315	0.0	0.054	0.0	0.2	0.013	85.3	"
1355	0.0	0.022	0.1	0.3	0.000	81.4	"
1443	0.0	0.101	0.2	NA	0.014	87.1	Backfilling TP-4
1325	0.0	0.110	0.1	0.2	0.022	87.7	

> lunch & refueling backhoe

1443 work area in downwind area reads 0.2 ppm

=====
=====Event #1 information (begin)=====

=====
[Event #1 name:]--[Event #1]2011-09-01 08:05<-->2011-09-01 16:22
[Event start time:]--2011-09-01 08:05:40[Event end time:]--2011-09-01 16:22:40

=====
=====Event #1 head information=====

Product Name: MiniRAE 3000 Model Number: PGM-7320 Serial Number: 592-904624
Data Points: 497 Sample Period: 60 s Datalog Mode: Manual
SITE ID: RAE00000 USER ID: 00000001 Op Mode: Hygiene Mode

=====
Sensor Information : PID-Min(ppm)PID-Avg(ppm)PID-Max(ppm)
Measurement Gas : Isobutene
Calibration Time : 2011-09-01 08:01:002011-09-01 08:01:002011-09-01 08:01:00
Drift Value : --- --- ---
Low Alarm Levels : 50.000 50.000 50.000
High Alarm Levels : 100.000 100.000 100.000
Span Value : 100.000 100.000 100.000
Correction Factor : 1.00 1.00 1.00
Over Alarm Levels : 15000.000 15000.000 15000.000

=====
=====Event #1 data informations=====

LINE#	Date/Time	PID-Min(ppm)	PID-Avg(ppm)	PID-Max(ppm)
1	9/1/2011 8:06	0	14.238	108.643
2	9/1/2011 8:07	0	0.225	10.209
3	9/1/2011 8:08	0	0	0
4	9/1/2011 8:09	0	0.213	3.526
5	9/1/2011 8:10	0.267	25.283	210.004
6	9/1/2011 8:11	0	0.019	0.225
7	9/1/2011 8:12	0	0	0
8	9/1/2011 8:13	0	0	0
9	9/1/2011 8:14	0	0	0
10	9/1/2011 8:15	0	0	0
11	9/1/2011 8:16	0	0	0
12	9/1/2011 8:17	0	0	0
13	9/1/2011 8:18	0	0	0
14	9/1/2011 8:19	0	0	0
15	9/1/2011 8:20	0	0	0
16	9/1/2011 8:21	0	0	0
17	9/1/2011 8:22	0	0	0
18	9/1/2011 8:23	0	0	0
19	9/1/2011 8:24	0	0	0
20	9/1/2011 8:25	0	0	0
21	9/1/2011 8:26	0	0	0
22	9/1/2011 8:27	0	0	0
23	9/1/2011 8:28	0	0	0
24	9/1/2011 8:29	0	0	0
25	9/1/2011 8:30	0	0	0
26	9/1/2011 8:31	0	0	0

27	9/1/2011 8:32	0	0	0
28	9/1/2011 8:33	0	0	0
29	9/1/2011 8:34	0	0	0
30	9/1/2011 8:35	0	0	0
31	9/1/2011 8:36	0	0	0
32	9/1/2011 8:37	0	0	0
33	9/1/2011 8:38	0	0	0
34	9/1/2011 8:39	0	0	0
35	9/1/2011 8:40	0	0	0
36	9/1/2011 8:41	0	0	0
37	9/1/2011 8:42	0	0	0
38	9/1/2011 8:43	0	0	0
39	9/1/2011 8:44	0	0	0
40	9/1/2011 8:45	0	0	0
41	9/1/2011 8:46	0	0	0
42	9/1/2011 8:47	0	0	0
43	9/1/2011 8:48	0	0	0
44	9/1/2011 8:49	0	0	0
45	9/1/2011 8:50	0	0	0
46	9/1/2011 8:51	0	0	0
47	9/1/2011 8:52	0	0	0
48	9/1/2011 8:53	0	0	0
49	9/1/2011 8:54	0	0	0
50	9/1/2011 8:55	0	0	0
51	9/1/2011 8:56	0	0	0
52	9/1/2011 8:57	0	0	0
53	9/1/2011 8:58	0	0	0
54	9/1/2011 8:59	0	0	0
55	9/1/2011 9:00	0	0	0
56	9/1/2011 9:01	0	0	0
57	9/1/2011 9:02	0	0	0
58	9/1/2011 9:03	0	0	0
59	9/1/2011 9:04	0	0	0
60	9/1/2011 9:05	0	0	0
61	9/1/2011 9:06	0	0	0
62	9/1/2011 9:07	0	0	0
63	9/1/2011 9:08	0	0	0
64	9/1/2011 9:09	0	0	0
65	9/1/2011 9:10	0	0	0
66	9/1/2011 9:11	0	0	0
67	9/1/2011 9:12	0	0	0
68	9/1/2011 9:13	0	0	0
69	9/1/2011 9:14	0	0	0
70	9/1/2011 9:15	0	0	0
71	9/1/2011 9:16	0	0	0
72	9/1/2011 9:17	0	0	0
73	9/1/2011 9:18	0	0	0

74	9/1/2011 9:19	0	0	0
75	9/1/2011 9:20	0	0	0
76	9/1/2011 9:21	0	0	0
77	9/1/2011 9:22	0	0	0
78	9/1/2011 9:23	0	0	0
79	9/1/2011 9:24	0	0	0
80	9/1/2011 9:25	0	0	0
81	9/1/2011 9:26	0	0	0
82	9/1/2011 9:27	0	0	0
83	9/1/2011 9:28	0	0	0
84	9/1/2011 9:29	0	0	0
85	9/1/2011 9:30	0	0	0
86	9/1/2011 9:31	0	0	0
87	9/1/2011 9:32	0	0	0
88	9/1/2011 9:33	0	0	0
89	9/1/2011 9:34	0	0	0
90	9/1/2011 9:35	0	0	0
91	9/1/2011 9:36	0	0	0
92	9/1/2011 9:37	0	0	0
93	9/1/2011 9:38	0	0	0
94	9/1/2011 9:39	0	0	0
95	9/1/2011 9:40	0	0	0
96	9/1/2011 9:41	0	0	0
97	9/1/2011 9:42	0	0	0
98	9/1/2011 9:43	0	0	0
99	9/1/2011 9:44	0	0	0
100	9/1/2011 9:45	0	0	0
101	9/1/2011 9:46	0	0	0
102	9/1/2011 9:47	0	0	0
103	9/1/2011 9:48	0	0	0
104	9/1/2011 9:49	0	0	0
105	9/1/2011 9:50	0	0	0
106	9/1/2011 9:51	0	0	0
107	9/1/2011 9:52	0	0	0
108	9/1/2011 9:53	0	0	0
109	9/1/2011 9:54	0	0	0
110	9/1/2011 9:55	0	0	0
111	9/1/2011 9:56	0	0	0
112	9/1/2011 9:57	0	0	0
113	9/1/2011 9:58	0	0	0
114	9/1/2011 9:59	0	0	0
115	9/1/2011 10:00	0	0	0
116	9/1/2011 10:01	0	0	0
117	9/1/2011 10:02	0	0	0
118	9/1/2011 10:03	0	0	0
119	9/1/2011 10:04	0	0	0
120	9/1/2011 10:05	0	0	0

121	9/1/2011 10:06	0	0	0
122	9/1/2011 10:07	0	0	0
123	9/1/2011 10:08	0	0	0
124	9/1/2011 10:09	0	0	0
125	9/1/2011 10:10	0	0	0
126	9/1/2011 10:11	0	0	0
127	9/1/2011 10:12	0	0	0
128	9/1/2011 10:13	0	0	0
129	9/1/2011 10:14	0	0	0
130	9/1/2011 10:15	0	0	0
131	9/1/2011 10:16	0	0	0
132	9/1/2011 10:17	0	0	0
133	9/1/2011 10:18	0	0	0
134	9/1/2011 10:19	0	0	0
135	9/1/2011 10:20	0	0	0
136	9/1/2011 10:21	0	0	0
137	9/1/2011 10:22	0	0	0
138	9/1/2011 10:23	0	0	0
139	9/1/2011 10:24	0	0	0
140	9/1/2011 10:25	0	0	0
141	9/1/2011 10:26	0	0	0
142	9/1/2011 10:27	0	0	0
143	9/1/2011 10:28	0	0	0
144	9/1/2011 10:29	0	0	0
145	9/1/2011 10:30	0	0	0
146	9/1/2011 10:31	0	0	0
147	9/1/2011 10:32	0	0	0
148	9/1/2011 10:33	0	0	0
149	9/1/2011 10:34	0	0	0
150	9/1/2011 10:35	0	0	0
151	9/1/2011 10:36	0	0	0
152	9/1/2011 10:37	0	0	0
153	9/1/2011 10:38	0	0	0
154	9/1/2011 10:39	0	0	0
155	9/1/2011 10:40	0	0	0
156	9/1/2011 10:41	0	0	0
157	9/1/2011 10:42	0	0	0
158	9/1/2011 10:43	0	0	0
159	9/1/2011 10:44	0	0	0
160	9/1/2011 10:45	0	0	0
161	9/1/2011 10:46	0	0	0
162	9/1/2011 10:47	0	0	0
163	9/1/2011 10:48	0	0	0
164	9/1/2011 10:49	0	0	0
165	9/1/2011 10:50	0	0	0
166	9/1/2011 10:51	0	0	0
167	9/1/2011 10:52	0	0	0

168	9/1/2011 10:53	0	0	0
169	9/1/2011 10:54	0	0	0
170	9/1/2011 10:55	0	0	0
171	9/1/2011 10:56	0	0	0
172	9/1/2011 10:57	0	0	0
173	9/1/2011 10:58	0	0	0
174	9/1/2011 10:59	0	0	0
175	9/1/2011 11:00	0	0	0
176	9/1/2011 11:01	0	0	0
177	9/1/2011 11:02	0	0	0
178	9/1/2011 11:03	0	0	0
179	9/1/2011 11:04	0	0	0
180	9/1/2011 11:05	0	0	0
181	9/1/2011 11:06	0	0	0
182	9/1/2011 11:07	0	0	0
183	9/1/2011 11:08	0	0	0
184	9/1/2011 11:09	0	0	0
185	9/1/2011 11:10	0	0	0
186	9/1/2011 11:11	0	0	0
187	9/1/2011 11:12	0	0	0
188	9/1/2011 11:13	0	0	0
189	9/1/2011 11:14	0	0	0
190	9/1/2011 11:15	0	0	0
191	9/1/2011 11:16	0	0	0
192	9/1/2011 11:17	0	0	0
193	9/1/2011 11:18	0	0	0
194	9/1/2011 11:19	0	0	0
195	9/1/2011 11:20	0	0	0
196	9/1/2011 11:21	0	0	0
197	9/1/2011 11:22	0	0	0
198	9/1/2011 11:23	0	0	0
199	9/1/2011 11:24	0	0	0
200	9/1/2011 11:25	0	0	0
201	9/1/2011 11:26	0	0	0
202	9/1/2011 11:27	0	0	0
203	9/1/2011 11:28	0	0	0
204	9/1/2011 11:29	0	0	0
205	9/1/2011 11:30	0	0	0
206	9/1/2011 11:31	0	0	0
207	9/1/2011 11:32	0	0	0
208	9/1/2011 11:33	0	0	0
209	9/1/2011 11:34	0	0	0
210	9/1/2011 11:35	0	0	0
211	9/1/2011 11:36	0	0	0
212	9/1/2011 11:37	0	0	0
213	9/1/2011 11:38	0	0	0
214	9/1/2011 11:39	0	0	0

215	9/1/2011 11:40	0	0	0
216	9/1/2011 11:41	0	0	0
217	9/1/2011 11:42	0	0	0
218	9/1/2011 11:43	0	0	0
219	9/1/2011 11:44	0	0	0
220	9/1/2011 11:45	0	0	0
221	9/1/2011 11:46	0	0	0
222	9/1/2011 11:47	0	0	0
223	9/1/2011 11:48	0	0	0
224	9/1/2011 11:49	0	0	0
225	9/1/2011 11:50	0	0	0
226	9/1/2011 11:51	0	0	0
227	9/1/2011 11:52	0	0	0
228	9/1/2011 11:53	0	0	0
229	9/1/2011 11:54	0	0	0
230	9/1/2011 11:55	0	0	0
231	9/1/2011 11:56	0	0	0
232	9/1/2011 11:57	0	0	0
233	9/1/2011 11:58	0	0	0
234	9/1/2011 11:59	0	0	0
235	9/1/2011 12:00	0	0	0
236	9/1/2011 12:01	0	0	0
237	9/1/2011 12:02	0	0	0
238	9/1/2011 12:03	0	0	0
239	9/1/2011 12:04	0	0	0
240	9/1/2011 12:05	0	0	0
241	9/1/2011 12:06	0	0	0
242	9/1/2011 12:07	0	0	0
243	9/1/2011 12:08	0	0	0
244	9/1/2011 12:09	0	0	0
245	9/1/2011 12:10	0	0	0
246	9/1/2011 12:11	0	0	0
247	9/1/2011 12:12	0	0	0
248	9/1/2011 12:13	0	0	0
249	9/1/2011 12:14	0	0	0
250	9/1/2011 12:15	0	0	0
251	9/1/2011 12:16	0	0	0
252	9/1/2011 12:17	0	0	0
253	9/1/2011 12:18	0	0	0
254	9/1/2011 12:19	0	0	0
255	9/1/2011 12:20	0	0	0
256	9/1/2011 12:21	0	0	0
257	9/1/2011 12:22	0	0	0
258	9/1/2011 12:23	0	0	0
259	9/1/2011 12:24	0	0	0
260	9/1/2011 12:25	0	0	0
261	9/1/2011 12:26	0	0	0

262	9/1/2011 12:27	0	0	0
263	9/1/2011 12:28	0	0	0
264	9/1/2011 12:29	0	0	0
265	9/1/2011 12:30	0	0	0
266	9/1/2011 12:31	0	0	0
267	9/1/2011 12:32	0	0	0
268	9/1/2011 12:33	0	0	0
269	9/1/2011 12:34	0	0	0
270	9/1/2011 12:35	0	0	0
271	9/1/2011 12:36	0	0	0
272	9/1/2011 12:37	0	0	0
273	9/1/2011 12:38	0	0	0
274	9/1/2011 12:39	0	0	0
275	9/1/2011 12:40	0	0	0
276	9/1/2011 12:41	0	0	0
277	9/1/2011 12:42	0	0	0
278	9/1/2011 12:43	0	0	0
279	9/1/2011 12:44	0	0	0
280	9/1/2011 12:45	0	0	0
281	9/1/2011 12:46	0	0	0
282	9/1/2011 12:47	0	0	0
283	9/1/2011 12:48	0	0	0
284	9/1/2011 12:49	0	0	0
285	9/1/2011 12:50	0	0	0
286	9/1/2011 12:51	0	0	0
287	9/1/2011 12:52	0	0	0
288	9/1/2011 12:53	0	0	0
289	9/1/2011 12:54	0	0	0
290	9/1/2011 12:55	0	0	0
291	9/1/2011 12:56	0	0	0
292	9/1/2011 12:57	0	0	0
293	9/1/2011 12:58	0	0	0
294	9/1/2011 12:59	0	0	0
295	9/1/2011 13:00	0	0	0
296	9/1/2011 13:01	0	0	0
297	9/1/2011 13:02	0	0	0
298	9/1/2011 13:03	0	0	0
299	9/1/2011 13:04	0	0	0
300	9/1/2011 13:05	0	0	0
301	9/1/2011 13:06	0	0	0
302	9/1/2011 13:07	0	0	0
303	9/1/2011 13:08	0	0	0
304	9/1/2011 13:09	0	0	0
305	9/1/2011 13:10	0	0	0
306	9/1/2011 13:11	0	0	0
307	9/1/2011 13:12	0	0	0
308	9/1/2011 13:13	0	0	0

309	9/1/2011 13:14	0	0	0
310	9/1/2011 13:15	0	0	0
311	9/1/2011 13:16	0	0	0
312	9/1/2011 13:17	0	0	0
313	9/1/2011 13:18	0	0	0
314	9/1/2011 13:19	0	0	0
315	9/1/2011 13:20	0	0	0
316	9/1/2011 13:21	0	0	0
317	9/1/2011 13:22	0	0	0
318	9/1/2011 13:23	0	0	0
319	9/1/2011 13:24	0	0	0
320	9/1/2011 13:25	0	0	0
321	9/1/2011 13:26	0	0	0
322	9/1/2011 13:27	0	0	0
323	9/1/2011 13:28	0	0	0
324	9/1/2011 13:29	0	0	0
325	9/1/2011 13:30	0	0	0
326	9/1/2011 13:31	0	0	0
327	9/1/2011 13:32	0	0	0
328	9/1/2011 13:33	0	0	0
329	9/1/2011 13:34	0	0	0
330	9/1/2011 13:35	0	0	0
331	9/1/2011 13:36	0	0	0
332	9/1/2011 13:37	0	0	0
333	9/1/2011 13:38	0	0	0
334	9/1/2011 13:39	0	0	0
335	9/1/2011 13:40	0	0	0
336	9/1/2011 13:41	0	0	0
337	9/1/2011 13:42	0	0	0
338	9/1/2011 13:43	0	0	0
339	9/1/2011 13:44	0	0	0
340	9/1/2011 13:45	0	0	0
341	9/1/2011 13:46	0	0	0
342	9/1/2011 13:47	0	0	0
343	9/1/2011 13:48	0	0	0
344	9/1/2011 13:49	0	0	0
345	9/1/2011 13:50	0	0	0
346	9/1/2011 13:51	0	0	0
347	9/1/2011 13:52	0	0	0
348	9/1/2011 13:53	0	0	0
349	9/1/2011 13:54	0	0	0
350	9/1/2011 13:55	0	0	0
351	9/1/2011 13:56	0	0	0
352	9/1/2011 13:57	0	0	0
353	9/1/2011 13:58	0	0	0
354	9/1/2011 13:59	0	0	0
355	9/1/2011 14:00	0	0	0

356	9/1/2011 14:01	0	0	0
357	9/1/2011 14:02	0	0	0
358	9/1/2011 14:03	0	0	0
359	9/1/2011 14:04	0	0	0
360	9/1/2011 14:05	0	0	0
361	9/1/2011 14:06	0	0	0
362	9/1/2011 14:07	0	0	0
363	9/1/2011 14:08	0	0	0
364	9/1/2011 14:09	0	0	0
365	9/1/2011 14:10	0	0	0
366	9/1/2011 14:11	0	0	0
367	9/1/2011 14:12	0	0	0
368	9/1/2011 14:13	0	0	0
369	9/1/2011 14:14	0	0	0
370	9/1/2011 14:15	0	0	0
371	9/1/2011 14:16	0	0	0
372	9/1/2011 14:17	0	0	0
373	9/1/2011 14:18	0	0	0
374	9/1/2011 14:19	0	0	0
375	9/1/2011 14:20	0	0	0
376	9/1/2011 14:21	0	0	0
377	9/1/2011 14:22	0	0	0
378	9/1/2011 14:23	0	0	0
379	9/1/2011 14:24	0	0	0
380	9/1/2011 14:25	0	0	0
381	9/1/2011 14:26	0	0	0
382	9/1/2011 14:27	0	0	0
383	9/1/2011 14:28	0	0	0
384	9/1/2011 14:29	0	0	0
385	9/1/2011 14:30	0	0	0
386	9/1/2011 14:31	0	0	0
387	9/1/2011 14:32	0	0	0
388	9/1/2011 14:33	0	0	0
389	9/1/2011 14:34	0	0	0
390	9/1/2011 14:35	0	0	0
391	9/1/2011 14:36	0	0	0
392	9/1/2011 14:37	0	0	0
393	9/1/2011 14:38	0	0	0
394	9/1/2011 14:39	0	0	0
395	9/1/2011 14:40	0	0	0
396	9/1/2011 14:41	0	0	0
397	9/1/2011 14:42	0	0	0
398	9/1/2011 14:43	0	0	0
399	9/1/2011 14:44	0	0	0
400	9/1/2011 14:45	0	0	0
401	9/1/2011 14:46	0	0	0
402	9/1/2011 14:47	0	0	0

403	9/1/2011 14:48	0	0	0
404	9/1/2011 14:49	0	0	0
405	9/1/2011 14:50	0	0	0
406	9/1/2011 14:51	0	0	0
407	9/1/2011 14:52	0	0	0
408	9/1/2011 14:53	0	0	0
409	9/1/2011 14:54	0	0	0
410	9/1/2011 14:55	0	0	0
411	9/1/2011 14:56	0	0	0
412	9/1/2011 14:57	0	0	0
413	9/1/2011 14:58	0	0	0
414	9/1/2011 14:59	0	0	0
415	9/1/2011 15:00	0	0	0
416	9/1/2011 15:01	0	0	0
417	9/1/2011 15:02	0	0	0
418	9/1/2011 15:03	0	0	0
419	9/1/2011 15:04	0	0	0
420	9/1/2011 15:05	0	0	0
421	9/1/2011 15:06	0	0	0
422	9/1/2011 15:07	0	0	0
423	9/1/2011 15:08	0	0	0
424	9/1/2011 15:09	0	0	0
425	9/1/2011 15:10	0	0	0
426	9/1/2011 15:11	0	0	0
427	9/1/2011 15:12	0	0	0
428	9/1/2011 15:13	0	0	0
429	9/1/2011 15:14	0	0	0
430	9/1/2011 15:15	0	0	0
431	9/1/2011 15:16	0	0	0
432	9/1/2011 15:17	0	0	0
433	9/1/2011 15:18	0	0	0
434	9/1/2011 15:19	0	0	0
435	9/1/2011 15:20	0	0	0
436	9/1/2011 15:21	0	0	0
437	9/1/2011 15:22	0	0	0
438	9/1/2011 15:23	0	0	0
439	9/1/2011 15:24	0	0	0
440	9/1/2011 15:25	0	0	0
441	9/1/2011 15:26	0	0	0
442	9/1/2011 15:27	0	0	0
443	9/1/2011 15:28	0	0	0
444	9/1/2011 15:29	0	0	0
445	9/1/2011 15:30	0	0	0
446	9/1/2011 15:31	0	0	0
447	9/1/2011 15:32	0	0	0
448	9/1/2011 15:33	0	0	0
449	9/1/2011 15:34	0	0	0

450	9/1/2011 15:35	0	0	0
451	9/1/2011 15:36	0	0	0
452	9/1/2011 15:37	0	0	0
453	9/1/2011 15:38	0	0	0
454	9/1/2011 15:39	0	0	0
455	9/1/2011 15:40	0	0	0
456	9/1/2011 15:41	0	0	0
457	9/1/2011 15:42	0	0	0
458	9/1/2011 15:43	0	0	0
459	9/1/2011 15:44	0	0	0
460	9/1/2011 15:45	0	0	0
461	9/1/2011 15:46	0	0	0
462	9/1/2011 15:47	0	0	0
463	9/1/2011 15:48	0	0	0
464	9/1/2011 15:49	0	0	0
465	9/1/2011 15:50	0	0	0
466	9/1/2011 15:51	0	0	0
467	9/1/2011 15:52	0	0	0
468	9/1/2011 15:53	0	0	0
469	9/1/2011 15:54	0	0	0
470	9/1/2011 15:55	0	0	0
471	9/1/2011 15:56	0	0	0
472	9/1/2011 15:57	0	0	0
473	9/1/2011 15:58	0	0	0
474	9/1/2011 15:59	0	0	0
475	9/1/2011 16:00	0	0	0
476	9/1/2011 16:01	0	0	0
477	9/1/2011 16:02	0	0	0
478	9/1/2011 16:03	0	0	0
479	9/1/2011 16:04	0	0	0
480	9/1/2011 16:05	0	0	0
481	9/1/2011 16:06	0	0	0
482	9/1/2011 16:07	0	0	0
483	9/1/2011 16:08	0	0	0
484	9/1/2011 16:09	0	0	0
485	9/1/2011 16:10	0	0	0
486	9/1/2011 16:11	0	0	0
487	9/1/2011 16:12	0	0	0
488	9/1/2011 16:13	0	0	0
489	9/1/2011 16:14	0	0	0
490	9/1/2011 16:15	0	0	0
491	9/1/2011 16:16	0	0	0
492	9/1/2011 16:17	0	0	0
493	9/1/2011 16:18	0	0	0
494	9/1/2011 16:19	0	0	0
495	9/1/2011 16:20	0	0	0
496	9/1/2011 16:21	0	0	0

497 9/1/2011 16:22 0 0 0
=====Event #1 information (end)=====

9/2/2011 No Data logged by PID

=====
=====Event #2 information (begin)=====

=====
[Event #2 name:]--[Event #2]2011-09-07 07:21<-->2011-09-07 07:29
[Event start time:]--2011-09-07 07:21:21[Event end time:]--2011-09-07 07:29:21

=====
=====Event #2 head information=====

Product Name: MiniRAE 3000 Model Number: PGM-7320 Serial Number: 592-904624
Data Points: 8 Sample Period: 60 s Datalog Mode: Manual
SITE ID: RAE00000 USER ID: 00000001 Op Mode: Hygiene Mode

=====
Sensor Information : PID-Min(ppm)PID-Avg(ppm)PID-Max(ppm)
Measurement Gas : Isobutene
Calibration Time : 2011-09-07 07:19:002011-09-07 07:19:002011-09-07 07:19:00
Drift Value : --- --- ---
Low Alarm Levels : 50.000 50.000 50.000
High Alarm Levels : 100.000 100.000 100.000
Span Value : 100.000 100.000 100.000
Correction Factor : 1.00 1.00 1.00
Over Alarm Levels : 15000.000 15000.000 15000.000

=====
=====Event #2 data informations=====

LINE#	Date/Time	PID-Min(ppm)	PID-Avg(ppm)	PID-Max(ppm)
1	9/7/2011 7:22	0.076	0.472	0.974
2	9/7/2011 7:23	0.665	0.911	1.349
3	9/7/2011 7:24	0.907	1.224	1.6
4	9/7/2011 7:25	0.939	1.146	1.531
5	9/7/2011 7:26	1.289	1.556	1.889
6	9/7/2011 7:27	1.505	1.836	2.101
7	9/7/2011 7:28	1.321	1.731	2.346
8	9/7/2011 7:29	1.472	1.862	2.144

=====
=====Event #2 information (end)=====

=====
=====Event #5 information (begin)=====

=====
[Event #5 name:]--[Event #5]2011-09-07 07:33<-->2011-09-07 09:38
[Event start time:]--2011-09-07 07:33:57[Event end time:]--2011-09-07 09:38:57

=====
=====Event #5 head information=====

Product Name: MiniRAE 3000 Model Number: PGM-7320 Serial Number: 592-904624
Data Points: 125 Sample Period: 60 s Datalog Mode: Manual
SITE ID: RAE00000 USER ID: 00000001 Op Mode: Hygiene Mode

=====
Sensor Information : PID-Min(ppm)PID-Avg(ppm)PID-Max(ppm)
Measurement Gas : Isobutene
Calibration Time : 2011-09-07 07:19:002011-09-07 07:19:002011-09-07 07:19:00
Drift Value : --- --- ---
Low Alarm Levels : 50.000 50.000 50.000

High Alarm Levels : 100.000 100.000 100.000

Span Value : 100.000 100.000 100.000

Correction Factor : 1.00 1.00 1.00

Over Alarm Levels : 15000.000 15000.000 15000.000

=====Event #5 data informations=====

LINE#	Date/Time	PID-Min(ppm)	PID-Avg(ppm)	PID-Max(ppm)
1	9/7/2011 7:34	0	0.095	0.441
2	9/7/2011 7:35	0	0	0.009
3	9/7/2011 7:36	0	0.004	0.122
4	9/7/2011 7:37	0	0.174	0.423
5	9/7/2011 7:38	0	0	0
6	9/7/2011 7:39	0	0	0.026
7	9/7/2011 7:40	0	0.11	0.33
8	9/7/2011 7:41	0	0.192	0.389
9	9/7/2011 7:42	0	0.007	0.089
10	9/7/2011 7:43	0	0	0
11	9/7/2011 7:44	0	0	0
12	9/7/2011 7:45	0	0	0
13	9/7/2011 7:46	0	0	0
14	9/7/2011 7:47	0	0	0
15	9/7/2011 7:48	0	0	0
16	9/7/2011 7:49	0	0	0
17	9/7/2011 7:50	0	0	0
18	9/7/2011 7:51	0	0	0
19	9/7/2011 7:52	0	0	0
20	9/7/2011 7:53	0	0	0
21	9/7/2011 7:54	0	0	0
22	9/7/2011 7:55	0	0	0
23	9/7/2011 7:56	0	0	0
24	9/7/2011 7:57	0	0	0
25	9/7/2011 7:58	0	0	0
26	9/7/2011 7:59	0	0	0
27	9/7/2011 8:00	0	0	0
28	9/7/2011 8:01	0	0	0
29	9/7/2011 8:02	0	0	0
30	9/7/2011 8:03	0	0	0
31	9/7/2011 8:04	0	0	0
32	9/7/2011 8:05	0	0	0
33	9/7/2011 8:06	0	0	0
34	9/7/2011 8:07	0	0	0
35	9/7/2011 8:08	0	0	0
36	9/7/2011 8:09	0	0	0
37	9/7/2011 8:10	0	0	0
38	9/7/2011 8:11	0	0	0
39	9/7/2011 8:12	0	0	0
40	9/7/2011 8:13	0	0	0
41	9/7/2011 8:14	0	0	0

42	9/7/2011 8:15	0	0	0
43	9/7/2011 8:16	0	0	0
44	9/7/2011 8:17	0	0	0
45	9/7/2011 8:18	0	0	0
46	9/7/2011 8:19	0	0	0
47	9/7/2011 8:20	0	0	0
48	9/7/2011 8:21	0	0	0
49	9/7/2011 8:22	0	0	0
50	9/7/2011 8:23	0	0	0
51	9/7/2011 8:24	0	0	0
52	9/7/2011 8:25	0	0	0
53	9/7/2011 8:26	0	0	0
54	9/7/2011 8:27	0	0	0
55	9/7/2011 8:28	0	0	0
56	9/7/2011 8:29	0	0	0
57	9/7/2011 8:30	0	0	0
58	9/7/2011 8:31	0	0	0
59	9/7/2011 8:32	0	0	0
60	9/7/2011 8:33	0	0	0
61	9/7/2011 8:34	0	0	0
62	9/7/2011 8:35	0	0	0
63	9/7/2011 8:36	0	0	0
64	9/7/2011 8:37	0	0	0
65	9/7/2011 8:38	0	0	0
66	9/7/2011 8:39	0	0	0
67	9/7/2011 8:40	0	0	0
68	9/7/2011 8:41	0	0	0
69	9/7/2011 8:42	0	0	0
70	9/7/2011 8:43	0	0	0
71	9/7/2011 8:44	0	0	0
72	9/7/2011 8:45	0	0	0
73	9/7/2011 8:46	0	0	0
74	9/7/2011 8:47	0	0	0
75	9/7/2011 8:48	0	0	0
76	9/7/2011 8:49	0	0	0
77	9/7/2011 8:50	0	0	0
78	9/7/2011 8:51	0	0	0
79	9/7/2011 8:52	0	0	0
80	9/7/2011 8:53	0	0	0
81	9/7/2011 8:54	0	0	0
82	9/7/2011 8:55	0	0	0
83	9/7/2011 8:56	0	0	0
84	9/7/2011 8:57	0	0	0
85	9/7/2011 8:58	0	0	0
86	9/7/2011 8:59	0	0	0
87	9/7/2011 9:00	0	0	0
88	9/7/2011 9:01	0	0	0

89	9/7/2011 9:02	0	0	0
90	9/7/2011 9:03	0	0	0
91	9/7/2011 9:04	0	0	0
92	9/7/2011 9:05	0	0	0
93	9/7/2011 9:06	0	0	0
94	9/7/2011 9:07	0	0	0
95	9/7/2011 9:08	0	0	0
96	9/7/2011 9:09	0	0	0
97	9/7/2011 9:10	0	0	0
98	9/7/2011 9:11	0	0	0
99	9/7/2011 9:12	0	0	0
100	9/7/2011 9:13	0	0	0
101	9/7/2011 9:14	0	0	0
102	9/7/2011 9:15	0	0	0
103	9/7/2011 9:16	0	0	0
104	9/7/2011 9:17	0	0	0
105	9/7/2011 9:18	0	0	0
106	9/7/2011 9:19	0	0	0
107	9/7/2011 9:20	0	0	0
108	9/7/2011 9:21	0	0	0
109	9/7/2011 9:22	0	0	0
110	9/7/2011 9:23	0	0	0
111	9/7/2011 9:24	0	0	0
112	9/7/2011 9:25	0	0	0
113	9/7/2011 9:26	0	0	0
114	9/7/2011 9:27	0	0	0
115	9/7/2011 9:28	0	0	0
116	9/7/2011 9:29	0	0	0
117	9/7/2011 9:30	0	0	0
118	9/7/2011 9:31	0	0	0
119	9/7/2011 9:32	0	0	0
120	9/7/2011 9:33	0	0	0
121	9/7/2011 9:34	0	0	0
122	9/7/2011 9:35	0	0	0
123	9/7/2011 9:36	0	0	0
124	9/7/2011 9:37	0	0	0
125	9/7/2011 9:38	0	0	0

=====
=====Event #5 information (end)=====

=====
=====Event #8 information (begin)=====

[Event #8 name:]--[Event #8]2011-09-07 13:54<-->2011-09-07 15:49

[Event start time:]--2011-09-07 13:54:30[Event end time:]--2011-09-07 15:49:30

=====
=====Event #8 head information=====

Product Name: MiniRAE 3000 Model Number: PGM-7320 Serial Number: 592-904624

Data Points: 115 Sample Period: 60 s Datalog Mode: Manual
SITE ID: RAE00000 USER ID: 00000001 Op Mode: Hygiene Mode

=====
Sensor Information : PID-Min(ppm)PID-Avg(ppm)PID-Max(ppm)
Measurement Gas : Isobutene
Calibration Time : 2011-09-07 07:19:002011-09-07 07:19:002011-09-07 07:19:00
Drift Value : --- --- ---
Low Alarm Levels : 50.000 50.000 50.000
High Alarm Levels : 100.000 100.000 100.000
Span Value : 100.000 100.000 100.000
Correction Factor : 1.00 1.00 1.00
Over Alarm Levels : 15000.000 15000.000 15000.000

=====
=====Event #8 data informations=====

LINE#	Date/Time	PID-Min(ppm)	PID-Avg(ppm)	PID-Max(ppm)
1	9/7/2011 13:55	0.678	1.076	1.33
2	9/7/2011 13:56	1.35	1.52	1.649
3	9/7/2011 13:57	1.321	1.541	1.678
4	9/7/2011 13:58	1.054	1.287	1.653
5	9/7/2011 13:59	0.992	1.159	1.323
6	9/7/2011 14:00	1.143	1.286	1.487
7	9/7/2011 14:01	0.908	1.042	1.145
8	9/7/2011 14:02	0.871	1	1.19
9	9/7/2011 14:03	0.716	0.88	1.054
10	9/7/2011 14:04	0.515	0.636	0.849
11	9/7/2011 14:05	0.636	0.742	0.904
12	9/7/2011 14:06	0.609	0.762	0.945
13	9/7/2011 14:07	0.747	0.893	1.13
14	9/7/2011 14:08	0.557	0.75	1.118
15	9/7/2011 14:09	0.575	0.633	0.681
16	9/7/2011 14:10	0.666	0.808	0.979
17	9/7/2011 14:11	0.801	0.986	1.143
18	9/7/2011 14:12	0.759	0.844	0.886
19	9/7/2011 14:13	0.816	0.923	1.019
20	9/7/2011 14:14	0.553	0.746	0.874
21	9/7/2011 14:15	0.384	0.546	0.654
22	9/7/2011 14:16	0.112	0.196	0.379
23	9/7/2011 14:17	0.137	0.249	0.408
24	9/7/2011 14:18	0	0.221	0.399
25	9/7/2011 14:19	0	0	0.012
26	9/7/2011 14:20	0	0	0
27	9/7/2011 14:21	0	0	0
28	9/7/2011 14:22	0	0	0
29	9/7/2011 14:23	0	0	0.01
30	9/7/2011 14:24	0	0.005	0.026
31	9/7/2011 14:25	0	0	0
32	9/7/2011 14:26	0	0.002	0.015
33	9/7/2011 14:27	0	0.009	0.041

34	9/7/2011 14:28	0	0.002	0.014
35	9/7/2011 14:29	0	0	0
36	9/7/2011 14:30	0	0.006	0.078
37	9/7/2011 14:31	0	0.016	0.08
38	9/7/2011 14:32	0.018	0.091	0.157
39	9/7/2011 14:33	0.054	0.123	0.27
40	9/7/2011 14:34	0.064	0.251	0.351
41	9/7/2011 14:35	0.062	0.226	0.341
42	9/7/2011 14:36	0.317	0.475	0.549
43	9/7/2011 14:37	0.282	0.363	0.497
44	9/7/2011 14:38	0.003	0.327	0.547
45	9/7/2011 14:39	0	0.033	0.081
46	9/7/2011 14:40	0	0.019	0.068
47	9/7/2011 14:41	0	0.066	0.189
48	9/7/2011 14:42	0.037	0.194	0.285
49	9/7/2011 14:43	0	0.002	0.037
50	9/7/2011 14:44	0	0	0
51	9/7/2011 14:45	0	0.005	0.053
52	9/7/2011 14:46	0	0.094	0.189
53	9/7/2011 14:47	0	0	0
54	9/7/2011 14:48	0	0.041	0.106
55	9/7/2011 14:49	0	0	0
56	9/7/2011 14:50	0	0.001	0.019
57	9/7/2011 14:51	0	0	0
58	9/7/2011 14:52	0	0	0
59	9/7/2011 14:53	0	0	0
60	9/7/2011 14:54	0	0	0
61	9/7/2011 14:55	0	0.162	0.301
62	9/7/2011 14:56	0.013	0.077	0.15
63	9/7/2011 14:57	0.048	0.147	0.223
64	9/7/2011 14:58	0.164	0.345	0.479
65	9/7/2011 14:59	0	0.116	0.375
66	9/7/2011 15:00	0.023	0.192	0.3
67	9/7/2011 15:01	0.164	0.421	0.749
68	9/7/2011 15:02	0.602	0.715	0.825
69	9/7/2011 15:03	0.626	0.816	1.046
70	9/7/2011 15:04	0.542	0.758	1.049
71	9/7/2011 15:05	0.351	0.44	0.532
72	9/7/2011 15:06	0.234	0.334	0.406
73	9/7/2011 15:07	0.25	0.31	0.373
74	9/7/2011 15:08	0.274	0.351	0.459
75	9/7/2011 15:09	0.253	0.329	0.475
76	9/7/2011 15:10	0.48	0.677	0.883
77	9/7/2011 15:11	0.528	0.704	0.847
78	9/7/2011 15:12	0.73	1.014	1.237
79	9/7/2011 15:13	0.563	0.728	0.965
80	9/7/2011 15:14	0.956	1.371	1.914

81	9/7/2011 15:15	0.997	1.203	1.352
82	9/7/2011 15:16	1.238	1.551	2.215
83	9/7/2011 15:17	2.278	2.723	3.202
84	9/7/2011 15:18	2.006	2.534	3.365
85	9/7/2011 15:19	1.646	2.225	2.868
86	9/7/2011 15:20	1.624	2.011	2.292
87	9/7/2011 15:21	1.414	1.871	2.293
88	9/7/2011 15:22	1.187	1.976	2.521
89	9/7/2011 15:23	0.65	0.943	1.247
90	9/7/2011 15:24	0.431	0.584	0.845
91	9/7/2011 15:25	0.593	0.9	1.032
92	9/7/2011 15:26	1.06	1.738	2.248
93	9/7/2011 15:27	1.246	1.447	1.661
94	9/7/2011 15:28	1.323	1.576	1.835
95	9/7/2011 15:29	1.118	1.562	2.079
96	9/7/2011 15:30	0.926	1.218	1.565
97	9/7/2011 15:31	1.234	1.53	1.905
98	9/7/2011 15:32	0.945	1.318	1.812
99	9/7/2011 15:33	0.429	0.755	1.182
100	9/7/2011 15:34	0.437	0.663	0.776
101	9/7/2011 15:35	0.363	0.659	0.865
102	9/7/2011 15:36	0.134	0.445	0.675
103	9/7/2011 15:37	0	0.111	0.331
104	9/7/2011 15:38	0.014	0.077	0.214
105	9/7/2011 15:39	0.186	0.411	0.569
106	9/7/2011 15:40	0.171	0.302	0.523
107	9/7/2011 15:41	0.197	0.344	0.487
108	9/7/2011 15:42	0	0.077	0.191
109	9/7/2011 15:43	0	0	0
110	9/7/2011 15:44	0	0	0
111	9/7/2011 15:45	0	0	0
112	9/7/2011 15:46	0	0	0.009
113	9/7/2011 15:47	0	0.13	0.333
114	9/7/2011 15:48	0.179	0.664	1.158
115	9/7/2011 15:49	1.17	1.43	1.718

=====
=====Event #8 information (end)=====

=====
 =====Event #1 information (begin)=====

=====
 [Event #1 name:]--[Event #1]2011-09-08 08:08<-->2011-09-08 16:32
 [Event start time:]--2011-09-08 08:08:55[Event end time:]--2011-09-08 16:32:55

=====
 =====Event #1 head information=====

Product Name: MiniRAE 3000 Model Number: PGM-7320 Serial Number: 592-904624
 Data Points: 504 Sample Period: 60 s Datalog Mode: Automatic
 SITE ID: RAE00000 USER ID: 00000001 Op Mode: Hygiene Mode

=====
 Sensor Information : PID-Min(ppm)PID-Avg(ppm)PID-Max(ppm)
 Measurement Gas : Isobutene
 Calibration Time : 2011-09-08 08:07:002011-09-08 08:07:002011-09-08 08:07:00
 Drift Value : --- --- ---
 Low Alarm Levels : 50.000 50.000 50.000
 High Alarm Levels : 100.000 100.000 100.000
 Span Value : 100.000 100.000 100.000
 Correction Factor : 1.00 1.00 1.00
 Over Alarm Levels : 15000.000 15000.000 15000.000

=====
 =====Event #1 data informations=====

LINE#	Date/Time	PID-Min(ppm)	PID-Avg(ppm)	PID-Max(ppm)
1	9/8/2011 8:09	0	12.933	111.73
2	9/8/2011 8:10	0	0.858	38.322
3	9/8/2011 8:11	0	0	0
4	9/8/2011 8:12	0	0	0
5	9/8/2011 8:13	0	0	0
6	9/8/2011 8:14	0	0	0
7	9/8/2011 8:15	0	0	0
8	9/8/2011 8:16	0	0	0
9	9/8/2011 8:17	0	0	0
10	9/8/2011 8:18	0	0	0
11	9/8/2011 8:19	0	0	0
12	9/8/2011 8:20	0	0	0
13	9/8/2011 8:21	0	0	0
14	9/8/2011 8:22	0	1.528	9.129
15	9/8/2011 8:23	0	0.05	0.406
16	9/8/2011 8:24	0	0	0
17	9/8/2011 8:25	0	0	0
18	9/8/2011 8:26	0	0	0
19	9/8/2011 8:27	0	0	0
20	9/8/2011 8:28	0	0	0
21	9/8/2011 8:29	0	0	0
22	9/8/2011 8:30	0	0	0
23	9/8/2011 8:31	0	0	0
24	9/8/2011 8:32	0	0	0
25	9/8/2011 8:33	0	0	0
26	9/8/2011 8:34	0	0	0

27	9/8/2011 8:35	0	0	0
28	9/8/2011 8:36	0	0	0
29	9/8/2011 8:37	0	0	0
30	9/8/2011 8:38	0	0	0
31	9/8/2011 8:39	0	0	0
32	9/8/2011 8:40	0	0	0
33	9/8/2011 8:41	0	0	0
34	9/8/2011 8:42	0	0	0
35	9/8/2011 8:43	0	0	0
36	9/8/2011 8:44	0	0	0
37	9/8/2011 8:45	0	0	0
38	9/8/2011 8:46	0	0	0
39	9/8/2011 8:47	0	0	0
40	9/8/2011 8:48	0	0	0
41	9/8/2011 8:49	0	0	0
42	9/8/2011 8:50	0	0	0
43	9/8/2011 8:51	0	0	0
44	9/8/2011 8:52	0	0	0
45	9/8/2011 8:53	0	0	0
46	9/8/2011 8:54	0	0	0
47	9/8/2011 8:55	0	0	0
48	9/8/2011 8:56	0	0	0
49	9/8/2011 8:57	0	0	0
50	9/8/2011 8:58	0	0	0
51	9/8/2011 8:59	0	0	0
52	9/8/2011 9:00	0	0	0
53	9/8/2011 9:01	0	0	0
54	9/8/2011 9:02	0	0	0
55	9/8/2011 9:03	0	0	0
56	9/8/2011 9:04	0	0	0
57	9/8/2011 9:05	0	0	0
58	9/8/2011 9:06	0	0	0
59	9/8/2011 9:07	0	0	0
60	9/8/2011 9:08	0	0	0
61	9/8/2011 9:09	0	0	0
62	9/8/2011 9:10	0	0	0
63	9/8/2011 9:11	0	0	0
64	9/8/2011 9:12	0	0	0
65	9/8/2011 9:13	0	0	0
66	9/8/2011 9:14	0	0	0
67	9/8/2011 9:15	0	0	0
68	9/8/2011 9:16	0	0	0
69	9/8/2011 9:17	0	0	0
70	9/8/2011 9:18	0	0	0
71	9/8/2011 9:19	0	0	0
72	9/8/2011 9:20	0	0	0
73	9/8/2011 9:21	0	0	0

74	9/8/2011 9:22	0	0	0
75	9/8/2011 9:23	0	0	0
76	9/8/2011 9:24	0	0	0
77	9/8/2011 9:25	0	0	0
78	9/8/2011 9:26	0	0	0
79	9/8/2011 9:27	0	0	0
80	9/8/2011 9:28	0	0	0
81	9/8/2011 9:29	0	0	0
82	9/8/2011 9:30	0	0	0
83	9/8/2011 9:31	0	0	0
84	9/8/2011 9:32	0	0	0
85	9/8/2011 9:33	0	0	0
86	9/8/2011 9:34	0	0	0
87	9/8/2011 9:35	0	0	0
88	9/8/2011 9:36	0	0	0
89	9/8/2011 9:37	0	0	0
90	9/8/2011 9:38	0	0	0
91	9/8/2011 9:39	0	0	0
92	9/8/2011 9:40	0	0	0
93	9/8/2011 9:41	0	0	0
94	9/8/2011 9:42	0	0	0
95	9/8/2011 9:43	0	0	0
96	9/8/2011 9:44	0	0	0
97	9/8/2011 9:45	0	0	0
98	9/8/2011 9:46	0	0	0
99	9/8/2011 9:47	0	0	0
100	9/8/2011 9:48	0	0	0
101	9/8/2011 9:49	0	0	0
102	9/8/2011 9:50	0	0	0
103	9/8/2011 9:51	0	0	0
104	9/8/2011 9:52	0	0	0
105	9/8/2011 9:53	0	0	0
106	9/8/2011 9:54	0	0	0
107	9/8/2011 9:55	0	0	0
108	9/8/2011 9:56	0	0	0
109	9/8/2011 9:57	0	0	0
110	9/8/2011 9:58	0	0	0
111	9/8/2011 9:59	0	0	0
112	9/8/2011 10:00	0	0	0
113	9/8/2011 10:01	0	0	0
114	9/8/2011 10:02	0	0	0
115	9/8/2011 10:03	0	0	0
116	9/8/2011 10:04	0	0	0
117	9/8/2011 10:05	0	0	0
118	9/8/2011 10:06	0	0	0
119	9/8/2011 10:07	0	0	0
120	9/8/2011 10:08	0	0	0

121	9/8/2011 10:09	0	0	0
122	9/8/2011 10:10	0	0	0
123	9/8/2011 10:11	0	0	0
124	9/8/2011 10:12	0	0	0
125	9/8/2011 10:13	0	0	0
126	9/8/2011 10:14	0	0	0
127	9/8/2011 10:15	0	0	0
128	9/8/2011 10:16	0	0	0
129	9/8/2011 10:17	0	0	0
130	9/8/2011 10:18	0	0	0
131	9/8/2011 10:19	0	0	0
132	9/8/2011 10:20	0	0	0
133	9/8/2011 10:21	0	0	0
134	9/8/2011 10:22	0	0	0
135	9/8/2011 10:23	0	0	0
136	9/8/2011 10:24	0	0	0
137	9/8/2011 10:25	0	0	0
138	9/8/2011 10:26	0	0	0
139	9/8/2011 10:27	0	0	0
140	9/8/2011 10:28	0	0	0
141	9/8/2011 10:29	0	0	0
142	9/8/2011 10:30	0	0	0
143	9/8/2011 10:31	0	0	0
144	9/8/2011 10:32	0	0	0
145	9/8/2011 10:33	0	0	0
146	9/8/2011 10:34	0	0	0
147	9/8/2011 10:35	0	0	0
148	9/8/2011 10:36	0	0	0
149	9/8/2011 10:37	0	0	0
150	9/8/2011 10:38	0	0	0
151	9/8/2011 10:39	0	0	0
152	9/8/2011 10:40	0	0	0
153	9/8/2011 10:41	0	0	0
154	9/8/2011 10:42	0	0	0
155	9/8/2011 10:43	0	0	0
156	9/8/2011 10:44	0	0	0
157	9/8/2011 10:45	0	0	0
158	9/8/2011 10:46	0	0	0
159	9/8/2011 10:47	0	0	0
160	9/8/2011 10:48	0	0	0
161	9/8/2011 10:49	0	0	0
162	9/8/2011 10:50	0	0	0
163	9/8/2011 10:51	0	0	0
164	9/8/2011 10:52	0	0	0
165	9/8/2011 10:53	0	0	0
166	9/8/2011 10:54	0	0	0
167	9/8/2011 10:55	0	0	0

168	9/8/2011 10:56	0	0	0
169	9/8/2011 10:57	0	0	0
170	9/8/2011 10:58	0	0	0
171	9/8/2011 10:59	0	0	0
172	9/8/2011 11:00	0	0	0
173	9/8/2011 11:01	0	0	0
174	9/8/2011 11:02	0	0	0
175	9/8/2011 11:03	0	0	0
176	9/8/2011 11:04	0	0	0
177	9/8/2011 11:05	0	0	0
178	9/8/2011 11:06	0	0	0
179	9/8/2011 11:07	0	0	0
180	9/8/2011 11:08	0	0	0
181	9/8/2011 11:09	0	0	0
182	9/8/2011 11:10	0	0	0
183	9/8/2011 11:11	0	0	0
184	9/8/2011 11:12	0	0	0
185	9/8/2011 11:13	0	0	0
186	9/8/2011 11:14	0	0	0
187	9/8/2011 11:15	0	0	0
188	9/8/2011 11:16	0	0	0
189	9/8/2011 11:17	0	0	0
190	9/8/2011 11:18	0	0	0
191	9/8/2011 11:19	0	0	0
192	9/8/2011 11:20	0	0	0
193	9/8/2011 11:21	0	0	0
194	9/8/2011 11:22	0	0	0
195	9/8/2011 11:23	0	0	0
196	9/8/2011 11:24	0	0	0
197	9/8/2011 11:25	0	0	0
198	9/8/2011 11:26	0	0	0
199	9/8/2011 11:27	0	0	0
200	9/8/2011 11:28	0	0	0
201	9/8/2011 11:29	0	0	0
202	9/8/2011 11:30	0	0	0
203	9/8/2011 11:31	0	0	0
204	9/8/2011 11:32	0	0	0
205	9/8/2011 11:33	0	0	0
206	9/8/2011 11:34	0	0	0
207	9/8/2011 11:35	0	0	0
208	9/8/2011 11:36	0	0	0
209	9/8/2011 11:37	0	0	0
210	9/8/2011 11:38	0	0	0
211	9/8/2011 11:39	0	0	0
212	9/8/2011 11:40	0	0	0
213	9/8/2011 11:41	0	0	0
214	9/8/2011 11:42	0	0	0

215	9/8/2011 11:43	0	0	0
216	9/8/2011 11:44	0	0	0
217	9/8/2011 11:45	0	0	0
218	9/8/2011 11:46	0	0	0
219	9/8/2011 11:47	0	0	0
220	9/8/2011 11:48	0	0	0
221	9/8/2011 11:49	0	0	0
222	9/8/2011 11:50	0	0	0
223	9/8/2011 11:51	0	0	0
224	9/8/2011 11:52	0	0	0
225	9/8/2011 11:53	0	0	0
226	9/8/2011 11:54	0	0	0
227	9/8/2011 11:55	0	0	0
228	9/8/2011 11:56	0	0	0
229	9/8/2011 11:57	0	0	0
230	9/8/2011 11:58	0	0	0
231	9/8/2011 11:59	0	0	0
232	9/8/2011 12:00	0	0	0
233	9/8/2011 12:01	0	0	0
234	9/8/2011 12:02	0	0	0
235	9/8/2011 12:03	0	0	0
236	9/8/2011 12:04	0	0	0
237	9/8/2011 12:05	0	0	0
238	9/8/2011 12:06	0	0	0
239	9/8/2011 12:07	0	0	0
240	9/8/2011 12:08	0	0	0
241	9/8/2011 12:09	0	0	0
242	9/8/2011 12:10	0	0	0
243	9/8/2011 12:11	0	0	0
244	9/8/2011 12:12	0	0	0
245	9/8/2011 12:13	0	0	0
246	9/8/2011 12:14	0	0	0
247	9/8/2011 12:15	0	0	0
248	9/8/2011 12:16	0	0	0
249	9/8/2011 12:17	0	0	0
250	9/8/2011 12:18	0	0	0
251	9/8/2011 12:19	0	0	0
252	9/8/2011 12:20	0	0	0
253	9/8/2011 12:21	0	0	0
254	9/8/2011 12:22	0	0	0
255	9/8/2011 12:23	0	0	0
256	9/8/2011 12:24	0	0	0
257	9/8/2011 12:25	0	0	0
258	9/8/2011 12:26	0	0	0
259	9/8/2011 12:27	0	0	0
260	9/8/2011 12:28	0	0	0
261	9/8/2011 12:29	0	0	0

262	9/8/2011 12:30	0	0	0
263	9/8/2011 12:31	0	0	0
264	9/8/2011 12:32	0	0	0
265	9/8/2011 12:33	0	0	0
266	9/8/2011 12:34	0	0	0
267	9/8/2011 12:35	0	0	0
268	9/8/2011 12:36	0	0	0
269	9/8/2011 12:37	0	0	0
270	9/8/2011 12:38	0	0	0
271	9/8/2011 12:39	0	0	0
272	9/8/2011 12:40	0	0	0
273	9/8/2011 12:41	0	0	0
274	9/8/2011 12:42	0	0	0
275	9/8/2011 12:43	0	0	0
276	9/8/2011 12:44	0	0	0
277	9/8/2011 12:45	0	0	0
278	9/8/2011 12:46	0	0	0
279	9/8/2011 12:47	0	0	0
280	9/8/2011 12:48	0	0	0
281	9/8/2011 12:49	0	0	0
282	9/8/2011 12:50	0	0	0
283	9/8/2011 12:51	0	0	0
284	9/8/2011 12:52	0	0	0
285	9/8/2011 12:53	0	0	0
286	9/8/2011 12:54	0	0	0
287	9/8/2011 12:55	0	0	0
288	9/8/2011 12:56	0	0	0
289	9/8/2011 12:57	0	0	0
290	9/8/2011 12:58	0	0	0
291	9/8/2011 12:59	0	0	0
292	9/8/2011 13:00	0	0	0
293	9/8/2011 13:01	0	0	0
294	9/8/2011 13:02	0	0	0
295	9/8/2011 13:03	0	0	0
296	9/8/2011 13:04	0	0	0
297	9/8/2011 13:05	0	0	0
298	9/8/2011 13:06	0	0	0
299	9/8/2011 13:07	0	0	0
300	9/8/2011 13:08	0	0	0
301	9/8/2011 13:09	0	0	0
302	9/8/2011 13:10	0	0	0
303	9/8/2011 13:11	0	0	0
304	9/8/2011 13:12	0	0	0
305	9/8/2011 13:13	0	0	0
306	9/8/2011 13:14	0	0	0
307	9/8/2011 13:15	0	0	0
308	9/8/2011 13:16	0	0	0

309	9/8/2011 13:17	0	0	0
310	9/8/2011 13:18	0	0	0
311	9/8/2011 13:19	0	0	0
312	9/8/2011 13:20	0	0	0
313	9/8/2011 13:21	0	0	0
314	9/8/2011 13:22	0	0	0
315	9/8/2011 13:23	0	0	0
316	9/8/2011 13:24	0	0	0
317	9/8/2011 13:25	0	0	0
318	9/8/2011 13:26	0	0	0
319	9/8/2011 13:27	0	0	0
320	9/8/2011 13:28	0	0	0
321	9/8/2011 13:29	0	0	0
322	9/8/2011 13:30	0	0	0
323	9/8/2011 13:31	0	0	0
324	9/8/2011 13:32	0	0	0
325	9/8/2011 13:33	0	0	0
326	9/8/2011 13:34	0	0	0
327	9/8/2011 13:35	0	0	0
328	9/8/2011 13:36	0	0	0
329	9/8/2011 13:37	0	0	0
330	9/8/2011 13:38	0	0	0
331	9/8/2011 13:39	0	0	0
332	9/8/2011 13:40	0	0	0
333	9/8/2011 13:41	0	0	0
334	9/8/2011 13:42	0	0	0
335	9/8/2011 13:43	0	0	0
336	9/8/2011 13:44	0	0	0
337	9/8/2011 13:45	0	0	0
338	9/8/2011 13:46	0	0	0
339	9/8/2011 13:47	0	0	0
340	9/8/2011 13:48	0	0	0
341	9/8/2011 13:49	0	0	0
342	9/8/2011 13:50	0	0	0
343	9/8/2011 13:51	0	0	0
344	9/8/2011 13:52	0	0	0
345	9/8/2011 13:53	0	0	0
346	9/8/2011 13:54	0	0	0
347	9/8/2011 13:55	0	0	0
348	9/8/2011 13:56	0	0	0
349	9/8/2011 13:57	0	0	0
350	9/8/2011 13:58	0	0	0
351	9/8/2011 13:59	0	0	0
352	9/8/2011 14:00	0	0	0
353	9/8/2011 14:01	0	0	0
354	9/8/2011 14:02	0	0	0
355	9/8/2011 14:03	0	0	0

356	9/8/2011 14:04	0	0	0
357	9/8/2011 14:05	0	0	0
358	9/8/2011 14:06	0	0	0
359	9/8/2011 14:07	0	0	0
360	9/8/2011 14:08	0	0	0
361	9/8/2011 14:09	0	0	0
362	9/8/2011 14:10	0	0	0
363	9/8/2011 14:11	0	0	0
364	9/8/2011 14:12	0	0	0
365	9/8/2011 14:13	0	0	0
366	9/8/2011 14:14	0	0	0
367	9/8/2011 14:15	0	0	0
368	9/8/2011 14:16	0	0	0
369	9/8/2011 14:17	0	0	0
370	9/8/2011 14:18	0	0	0
371	9/8/2011 14:19	0	0	0
372	9/8/2011 14:20	0	0	0
373	9/8/2011 14:21	0	0	0
374	9/8/2011 14:22	0	0	0
375	9/8/2011 14:23	0	0	0
376	9/8/2011 14:24	0	0	0
377	9/8/2011 14:25	0	0	0
378	9/8/2011 14:26	0	0	0
379	9/8/2011 14:27	0	0	0
380	9/8/2011 14:28	0	0	0
381	9/8/2011 14:29	0	0	0
382	9/8/2011 14:30	0	0	0
383	9/8/2011 14:31	0	0	0
384	9/8/2011 14:32	0	0	0
385	9/8/2011 14:33	0	0	0
386	9/8/2011 14:34	0	0	0
387	9/8/2011 14:35	0	0	0
388	9/8/2011 14:36	0	0	0
389	9/8/2011 14:37	0	0	0
390	9/8/2011 14:38	0	0	0
391	9/8/2011 14:39	0	0	0
392	9/8/2011 14:40	0	0	0
393	9/8/2011 14:41	0	0	0
394	9/8/2011 14:42	0	0	0
395	9/8/2011 14:43	0	0	0
396	9/8/2011 14:44	0	0	0
397	9/8/2011 14:45	0	0	0
398	9/8/2011 14:46	0	0	0
399	9/8/2011 14:47	0	0	0
400	9/8/2011 14:48	0	0	0
401	9/8/2011 14:49	0	0	0
402	9/8/2011 14:50	0	0	0

403	9/8/2011 14:51	0	0	0
404	9/8/2011 14:52	0	0	0
405	9/8/2011 14:53	0	0	0
406	9/8/2011 14:54	0	0	0
407	9/8/2011 14:55	0	0	0
408	9/8/2011 14:56	0	0	0
409	9/8/2011 14:57	0	0	0
410	9/8/2011 14:58	0	0	0
411	9/8/2011 14:59	0	0	0
412	9/8/2011 15:00	0	0	0
413	9/8/2011 15:01	0	0	0
414	9/8/2011 15:02	0	0	0
415	9/8/2011 15:03	0	0	0
416	9/8/2011 15:04	0	0	0
417	9/8/2011 15:05	0	0	0
418	9/8/2011 15:06	0	0	0
419	9/8/2011 15:07	0	0	0
420	9/8/2011 15:08	0	0	0
421	9/8/2011 15:09	0	0	0
422	9/8/2011 15:10	0	0	0
423	9/8/2011 15:11	0	0	0
424	9/8/2011 15:12	0	0	0
425	9/8/2011 15:13	0	0	0
426	9/8/2011 15:14	0	0	0
427	9/8/2011 15:15	0	0	0
428	9/8/2011 15:16	0	0	0
429	9/8/2011 15:17	0	0	0
430	9/8/2011 15:18	0	0	0
431	9/8/2011 15:19	0	0	0
432	9/8/2011 15:20	0	0	0
433	9/8/2011 15:21	0	0	0
434	9/8/2011 15:22	0	0	0
435	9/8/2011 15:23	0	0	0
436	9/8/2011 15:24	0	0	0
437	9/8/2011 15:25	0	0	0
438	9/8/2011 15:26	0	0	0
439	9/8/2011 15:27	0	0	0
440	9/8/2011 15:28	0	0	0
441	9/8/2011 15:29	0	0	0
442	9/8/2011 15:30	0	0	0
443	9/8/2011 15:31	0	0	0
444	9/8/2011 15:32	0	0	0
445	9/8/2011 15:33	0	0	0
446	9/8/2011 15:34	0	0	0
447	9/8/2011 15:35	0	0	0
448	9/8/2011 15:36	0	0	0
449	9/8/2011 15:37	0	0	0

450	9/8/2011 15:38	0	0	0
451	9/8/2011 15:39	0	0	0
452	9/8/2011 15:40	0	0	0
453	9/8/2011 15:41	0	0	0
454	9/8/2011 15:42	0	0	0
455	9/8/2011 15:43	0	0	0
456	9/8/2011 15:44	0	0	0
457	9/8/2011 15:45	0	0	0
458	9/8/2011 15:46	0	0	0
459	9/8/2011 15:47	0	0	0
460	9/8/2011 15:48	0	0	0
461	9/8/2011 15:49	0	0	0
462	9/8/2011 15:50	0	0	0
463	9/8/2011 15:51	0	0	0
464	9/8/2011 15:52	0	0	0
465	9/8/2011 15:53	0	0	0
466	9/8/2011 15:54	0	0	0
467	9/8/2011 15:55	0	0	0
468	9/8/2011 15:56	0	0	0
469	9/8/2011 15:57	0	0	0
470	9/8/2011 15:58	0	0	0
471	9/8/2011 15:59	0	0	0
472	9/8/2011 16:00	0	0	0
473	9/8/2011 16:01	0	0	0
474	9/8/2011 16:02	0	0	0
475	9/8/2011 16:03	0	0	0
476	9/8/2011 16:04	0	0	0
477	9/8/2011 16:05	0	0	0
478	9/8/2011 16:06	0	0	0
479	9/8/2011 16:07	0	0	0
480	9/8/2011 16:08	0	0	0
481	9/8/2011 16:09	0	0	0
482	9/8/2011 16:10	0	0	0
483	9/8/2011 16:11	0	0	0
484	9/8/2011 16:12	0	0	0
485	9/8/2011 16:13	0	0	0
486	9/8/2011 16:14	0	0	0
487	9/8/2011 16:15	0	0	0
488	9/8/2011 16:16	0	0	0
489	9/8/2011 16:17	0	0	0
490	9/8/2011 16:18	0	0	0
491	9/8/2011 16:19	0	0	0
492	9/8/2011 16:20	0	0	0
493	9/8/2011 16:21	0	0	0
494	9/8/2011 16:22	0	0	0
495	9/8/2011 16:23	0	0	0
496	9/8/2011 16:24	0	0	0

=====
=====Event #6 information (begin)=====

=====
[Event #6 name:]--[Event #6]2011-09-09 07:18<-->2011-09-09 07:25
[Event start time:]--2011-09-09 07:18:43[Event end time:]--2011-09-09 07:25:43

=====
=====Event #6 head information=====

Product Name: MiniRAE 3000 Model Number: PGM-7320 Serial Number: 592-904624
Data Points: 7 Sample Period: 60 s Datalog Mode: Automatic
SITE ID: RAE00000 USER ID: 00000001 Op Mode: Hygiene Mode

=====
Sensor Information : PID-Min(ppm)PID-Avg(ppm)PID-Max(ppm)
Measurement Gas : Isobutene
Calibration Time : 2011-09-09 07:18:002011-09-09 07:18:002011-09-09 07:18:00
Drift Value : --- --- ---
Low Alarm Levels : 50.000 50.000 50.000
High Alarm Levels : 100.000 100.000 100.000
Span Value : 100.000 100.000 100.000
Correction Factor : 1.00 1.00 1.00
Over Alarm Levels : 15000.000 15000.000 15000.000

=====
=====Event #6 data informations=====

LINE#	Date/Time	PID-Min(ppm)	PID-Avg(ppm)	PID-Max(ppm)
1	9/9/2011 7:19	1.351	1.386	1.49
2	9/9/2011 7:20	1.368	1.398	1.449
3	9/9/2011 7:21	1.398	1.487	1.59
4	9/9/2011 7:22	1.509	1.563	1.629
5	9/9/2011 7:23	1.503	1.575	1.619
6	9/9/2011 7:24	1.575	1.63	1.697
7	9/9/2011 7:25	1.527	1.586	1.633

=====
=====Event #6 information (end)=====

=====
=====Event #7 information (begin)=====

=====
[Event #7 name:]--[Event #7]2011-09-09 07:27<-->2011-09-09 15:58
[Event start time:]--2011-09-09 07:27:14[Event end time:]--2011-09-09 15:58:14

=====
=====Event #7 head information=====

Product Name: MiniRAE 3000 Model Number: PGM-7320 Serial Number: 592-904624
Data Points: 511 Sample Period: 60 s Datalog Mode: Automatic
SITE ID: RAE00000 USER ID: 00000001 Op Mode: Hygiene Mode

=====
Sensor Information : PID-Min(ppm)PID-Avg(ppm)PID-Max(ppm)
Measurement Gas : Isobutene
Calibration Time : 2011-09-09 07:18:002011-09-09 07:18:002011-09-09 07:18:00
Drift Value : --- --- ---
Low Alarm Levels : 50.000 50.000 50.000
High Alarm Levels : 100.000 100.000 100.000

Span Value : 100.000 100.000 100.000
Correction Factor : 1.00 1.00 1.00
Over Alarm Levels : 15000.000 15000.000 15000.000

=====Event #7 data informations=====

LINE#	Date/Time	PID-Min(ppm)	PID-Avg(ppm)	PID-Max(ppm)
1	9/9/2011 7:28	0	29.167	111.763
2	9/9/2011 7:29	0	0	0
3	9/9/2011 7:30	0	0	0
4	9/9/2011 7:31	0	0	0
5	9/9/2011 7:32	0	0.001	0.042
6	9/9/2011 7:33	0	0.004	0.053
7	9/9/2011 7:34	0	0	0
8	9/9/2011 7:35	0	0	0
9	9/9/2011 7:36	0	0	0
10	9/9/2011 7:37	0	0	0
11	9/9/2011 7:38	0	0	0
12	9/9/2011 7:39	0	0	0
13	9/9/2011 7:40	0	0	0
14	9/9/2011 7:41	0	0	0
15	9/9/2011 7:42	0	0	0
16	9/9/2011 7:43	0	0	0
17	9/9/2011 7:44	0	0	0
18	9/9/2011 7:45	0	0	0
19	9/9/2011 7:46	0	0	0
20	9/9/2011 7:47	0	0	0
21	9/9/2011 7:48	0	0	0
22	9/9/2011 7:49	0	0	0
23	9/9/2011 7:50	0	0	0
24	9/9/2011 7:51	0	0	0
25	9/9/2011 7:52	0	0	0
26	9/9/2011 7:53	0	0	0
27	9/9/2011 7:54	0	0	0
28	9/9/2011 7:55	0	0	0
29	9/9/2011 7:56	0	0	0
30	9/9/2011 7:57	0	0	0
31	9/9/2011 7:58	0	0	0
32	9/9/2011 7:59	0	0	0
33	9/9/2011 8:00	0	0	0
34	9/9/2011 8:01	0	0	0
35	9/9/2011 8:02	0	0	0
36	9/9/2011 8:03	0	1.329	18.709
37	9/9/2011 8:04	0	0	0
38	9/9/2011 8:05	0	0	0
39	9/9/2011 8:06	0	0	0
40	9/9/2011 8:07	0	0	0
41	9/9/2011 8:08	0	0	0
42	9/9/2011 8:09	0	0	0

43	9/9/2011 8:10	0	0	0
44	9/9/2011 8:11	0	0	0
45	9/9/2011 8:12	0	0	0
46	9/9/2011 8:13	0	0	0
47	9/9/2011 8:14	0	0	0
48	9/9/2011 8:15	0	0	0
49	9/9/2011 8:16	0	0	0
50	9/9/2011 8:17	0	0	0
51	9/9/2011 8:18	0	0	0
52	9/9/2011 8:19	0	0	0
53	9/9/2011 8:20	0	0	0
54	9/9/2011 8:21	0	0	0
55	9/9/2011 8:22	0	0	0
56	9/9/2011 8:23	0	0	0
57	9/9/2011 8:24	0	0	0
58	9/9/2011 8:25	0	0	0
59	9/9/2011 8:26	0	0	0
60	9/9/2011 8:27	0	0	0
61	9/9/2011 8:28	0	0	0
62	9/9/2011 8:29	0	0	0
63	9/9/2011 8:30	0	0	0
64	9/9/2011 8:31	0	0	0
65	9/9/2011 8:32	0	0	0
66	9/9/2011 8:33	0	0	0
67	9/9/2011 8:34	0	0	0
68	9/9/2011 8:35	0	0	0
69	9/9/2011 8:36	0	0	0
70	9/9/2011 8:37	0	0	0
71	9/9/2011 8:38	0	0	0
72	9/9/2011 8:39	0	0	0
73	9/9/2011 8:40	0	0	0
74	9/9/2011 8:41	0	0	0
75	9/9/2011 8:42	0	0	0
76	9/9/2011 8:43	0	0	0
77	9/9/2011 8:44	0	0	0
78	9/9/2011 8:45	0	0	0
79	9/9/2011 8:46	0	0	0
80	9/9/2011 8:47	0	0	0
81	9/9/2011 8:48	0	0	0
82	9/9/2011 8:49	0	0	0
83	9/9/2011 8:50	0	0	0
84	9/9/2011 8:51	0	0	0
85	9/9/2011 8:52	0	0	0
86	9/9/2011 8:53	0	0	0
87	9/9/2011 8:54	0	0	0
88	9/9/2011 8:55	0	0	0
89	9/9/2011 8:56	0	0	0

90	9/9/2011 8:57	0	0	0
91	9/9/2011 8:58	0	0	0
92	9/9/2011 8:59	0	0	0
93	9/9/2011 9:00	0	0	0
94	9/9/2011 9:01	0	0	0
95	9/9/2011 9:02	0	0	0
96	9/9/2011 9:03	0	0	0
97	9/9/2011 9:04	0	0	0
98	9/9/2011 9:05	0	0	0
99	9/9/2011 9:06	0	0	0
100	9/9/2011 9:07	0	0	0
101	9/9/2011 9:08	0	0	0
102	9/9/2011 9:09	0	0	0
103	9/9/2011 9:10	0	0	0
104	9/9/2011 9:11	0	0	0
105	9/9/2011 9:12	0	0	0
106	9/9/2011 9:13	0	0	0
107	9/9/2011 9:14	0	0	0
108	9/9/2011 9:15	0	0	0
109	9/9/2011 9:16	0	0	0
110	9/9/2011 9:17	0	0	0
111	9/9/2011 9:18	0	0	0
112	9/9/2011 9:19	0	0	0
113	9/9/2011 9:20	0	0	0
114	9/9/2011 9:21	0	0	0
115	9/9/2011 9:22	0	0	0
116	9/9/2011 9:23	0	0	0
117	9/9/2011 9:24	0	0	0
118	9/9/2011 9:25	0	0	0
119	9/9/2011 9:26	0	0	0
120	9/9/2011 9:27	0	0	0
121	9/9/2011 9:28	0	0	0
122	9/9/2011 9:29	0	0	0
123	9/9/2011 9:30	0	0	0
124	9/9/2011 9:31	0	0	0
125	9/9/2011 9:32	0	0	0
126	9/9/2011 9:33	0	0	0
127	9/9/2011 9:34	0	0	0
128	9/9/2011 9:35	0	0	0
129	9/9/2011 9:36	0	0	0
130	9/9/2011 9:37	0	0	0
131	9/9/2011 9:38	0	0	0
132	9/9/2011 9:39	0	0	0
133	9/9/2011 9:40	0	0	0
134	9/9/2011 9:41	0	0	0
135	9/9/2011 9:42	0	0	0
136	9/9/2011 9:43	0	0	0

137	9/9/2011 9:44	0	0	0
138	9/9/2011 9:45	0	0	0
139	9/9/2011 9:46	0	0	0
140	9/9/2011 9:47	0	0	0
141	9/9/2011 9:48	0	0	0
142	9/9/2011 9:49	0	0	0
143	9/9/2011 9:50	0	0	0
144	9/9/2011 9:51	0	0	0
145	9/9/2011 9:52	0	0	0
146	9/9/2011 9:53	0	0	0
147	9/9/2011 9:54	0	0	0
148	9/9/2011 9:55	0	0	0
149	9/9/2011 9:56	0	0	0
150	9/9/2011 9:57	0	0	0
151	9/9/2011 9:58	0	0	0
152	9/9/2011 9:59	0	0	0
153	9/9/2011 10:00	0	0	0
154	9/9/2011 10:01	0	0	0
155	9/9/2011 10:02	0	0	0
156	9/9/2011 10:03	0	0	0
157	9/9/2011 10:04	0	0	0
158	9/9/2011 10:05	0	0	0
159	9/9/2011 10:06	0	0	0
160	9/9/2011 10:07	0	0	0
161	9/9/2011 10:08	0	0	0
162	9/9/2011 10:09	0	0	0
163	9/9/2011 10:10	0	0	0
164	9/9/2011 10:11	0	0	0
165	9/9/2011 10:12	0	0	0
166	9/9/2011 10:13	0	0	0
167	9/9/2011 10:14	0	0	0
168	9/9/2011 10:15	0	0	0
169	9/9/2011 10:16	0	0	0
170	9/9/2011 10:17	0	0	0
171	9/9/2011 10:18	0	0	0
172	9/9/2011 10:19	0	0	0
173	9/9/2011 10:20	0	0	0
174	9/9/2011 10:21	0	0	0
175	9/9/2011 10:22	0	0	0
176	9/9/2011 10:23	0	0	0
177	9/9/2011 10:24	0	0	0
178	9/9/2011 10:25	0	0	0
179	9/9/2011 10:26	0	0	0
180	9/9/2011 10:27	0	0	0
181	9/9/2011 10:28	0	0	0
182	9/9/2011 10:29	0	0	0
183	9/9/2011 10:30	0	0	0

184	9/9/2011 10:31	0	0	0
185	9/9/2011 10:32	0	0	0
186	9/9/2011 10:33	0	0	0
187	9/9/2011 10:34	0	0	0
188	9/9/2011 10:35	0	0	0
189	9/9/2011 10:36	0	0	0
190	9/9/2011 10:37	0	0	0
191	9/9/2011 10:38	0	0	0
192	9/9/2011 10:39	0	0	0
193	9/9/2011 10:40	0	0	0
194	9/9/2011 10:41	0	0	0
195	9/9/2011 10:42	0	0	0
196	9/9/2011 10:43	0	0	0
197	9/9/2011 10:44	0	0	0
198	9/9/2011 10:45	0	0	0
199	9/9/2011 10:46	0	0	0
200	9/9/2011 10:47	0	0	0
201	9/9/2011 10:48	0	0	0
202	9/9/2011 10:49	0	0	0
203	9/9/2011 10:50	0	0	0
204	9/9/2011 10:51	0	0	0
205	9/9/2011 10:52	0	0	0
206	9/9/2011 10:53	0	0	0
207	9/9/2011 10:54	0	0	0
208	9/9/2011 10:55	0	0	0
209	9/9/2011 10:56	0	0	0
210	9/9/2011 10:57	0	0	0
211	9/9/2011 10:58	0	0	0
212	9/9/2011 10:59	0	0	0
213	9/9/2011 11:00	0	0	0
214	9/9/2011 11:01	0	0	0
215	9/9/2011 11:02	0	0	0
216	9/9/2011 11:03	0	0	0
217	9/9/2011 11:04	0	0	0
218	9/9/2011 11:05	0	0	0
219	9/9/2011 11:06	0	0	0
220	9/9/2011 11:07	0	0	0
221	9/9/2011 11:08	0	0	0
222	9/9/2011 11:09	0	0	0
223	9/9/2011 11:10	0	0	0
224	9/9/2011 11:11	0	0	0
225	9/9/2011 11:12	0	0	0
226	9/9/2011 11:13	0	0	0
227	9/9/2011 11:14	0	0	0
228	9/9/2011 11:15	0	0	0
229	9/9/2011 11:16	0	0	0
230	9/9/2011 11:17	0	0	0

231	9/9/2011 11:18	0	0	0
232	9/9/2011 11:19	0	0	0
233	9/9/2011 11:20	0	0	0
234	9/9/2011 11:21	0	0	0
235	9/9/2011 11:22	0	0	0
236	9/9/2011 11:23	0	0	0
237	9/9/2011 11:24	0	0	0
238	9/9/2011 11:25	0	0	0
239	9/9/2011 11:26	0	0	0
240	9/9/2011 11:27	0	0	0
241	9/9/2011 11:28	0	0	0
242	9/9/2011 11:29	0	0	0
243	9/9/2011 11:30	0	0	0
244	9/9/2011 11:31	0	0	0
245	9/9/2011 11:32	0	0	0
246	9/9/2011 11:33	0	0	0
247	9/9/2011 11:34	0	0	0
248	9/9/2011 11:35	0	0	0
249	9/9/2011 11:36	0	0	0
250	9/9/2011 11:37	0	0	0
251	9/9/2011 11:38	0	0	0
252	9/9/2011 11:39	0	0	0
253	9/9/2011 11:40	0	0	0
254	9/9/2011 11:41	0	0	0
255	9/9/2011 11:42	0	0	0
256	9/9/2011 11:43	0	0	0
257	9/9/2011 11:44	0	0	0
258	9/9/2011 11:45	0	0	0
259	9/9/2011 11:46	0	0	0
260	9/9/2011 11:47	0	0	0
261	9/9/2011 11:48	0	0	0
262	9/9/2011 11:49	0	0	0
263	9/9/2011 11:50	0	0	0
264	9/9/2011 11:51	0	0	0
265	9/9/2011 11:52	0	0	0
266	9/9/2011 11:53	0	0	0
267	9/9/2011 11:54	0	0	0
268	9/9/2011 11:55	0	0	0
269	9/9/2011 11:56	0	0	0
270	9/9/2011 11:57	0	0	0
271	9/9/2011 11:58	0	0	0
272	9/9/2011 11:59	0	0	0
273	9/9/2011 12:00	0	0	0
274	9/9/2011 12:01	0	0	0
275	9/9/2011 12:02	0	0	0
276	9/9/2011 12:03	0	0	0
277	9/9/2011 12:04	0	0	0

278	9/9/2011 12:05	0	0	0
279	9/9/2011 12:06	0	0	0
280	9/9/2011 12:07	0	0	0
281	9/9/2011 12:08	0	0	0
282	9/9/2011 12:09	0	0	0
283	9/9/2011 12:10	0	0	0
284	9/9/2011 12:11	0	0	0
285	9/9/2011 12:12	0	0	0
286	9/9/2011 12:13	0	0	0
287	9/9/2011 12:14	0	0	0
288	9/9/2011 12:15	0	0	0
289	9/9/2011 12:16	0	0	0
290	9/9/2011 12:17	0	0	0
291	9/9/2011 12:18	0	0	0
292	9/9/2011 12:19	0	0	0
293	9/9/2011 12:20	0	0	0
294	9/9/2011 12:21	0	0	0
295	9/9/2011 12:22	0	0	0
296	9/9/2011 12:23	0	0	0
297	9/9/2011 12:24	0	0	0
298	9/9/2011 12:25	0	0	0
299	9/9/2011 12:26	0	0	0
300	9/9/2011 12:27	0	0	0
301	9/9/2011 12:28	0	0	0
302	9/9/2011 12:29	0	0	0
303	9/9/2011 12:30	0	0	0
304	9/9/2011 12:31	0	0	0
305	9/9/2011 12:32	0	0	0
306	9/9/2011 12:33	0	0	0
307	9/9/2011 12:34	0	0	0
308	9/9/2011 12:35	0	0	0
309	9/9/2011 12:36	0	0	0
310	9/9/2011 12:37	0	0	0
311	9/9/2011 12:38	0	0	0
312	9/9/2011 12:39	0	0	0
313	9/9/2011 12:40	0	0	0
314	9/9/2011 12:41	0	0	0
315	9/9/2011 12:42	0	0	0
316	9/9/2011 12:43	0	0	0
317	9/9/2011 12:44	0	0	0
318	9/9/2011 12:45	0	0	0
319	9/9/2011 12:46	0	0	0
320	9/9/2011 12:47	0	0	0
321	9/9/2011 12:48	0	0	0
322	9/9/2011 12:49	0	0	0
323	9/9/2011 12:50	0	0	0
324	9/9/2011 12:51	0	0	0

325	9/9/2011 12:52	0	0	0
326	9/9/2011 12:53	0	0	0
327	9/9/2011 12:54	0	0	0
328	9/9/2011 12:55	0	0	0
329	9/9/2011 12:56	0	0	0
330	9/9/2011 12:57	0	0	0
331	9/9/2011 12:58	0	0	0
332	9/9/2011 12:59	0	0	0
333	9/9/2011 13:00	0	0	0
334	9/9/2011 13:01	0	0	0
335	9/9/2011 13:02	0	0	0
336	9/9/2011 13:03	0	0	0
337	9/9/2011 13:04	0	0	0
338	9/9/2011 13:05	0	0	0
339	9/9/2011 13:06	0	0	0
340	9/9/2011 13:07	0	0	0
341	9/9/2011 13:08	0	0	0
342	9/9/2011 13:09	0	0	0
343	9/9/2011 13:10	0	0	0
344	9/9/2011 13:11	0	0	0
345	9/9/2011 13:12	0	0	0
346	9/9/2011 13:13	0	0	0
347	9/9/2011 13:14	0	0	0
348	9/9/2011 13:15	0	0	0
349	9/9/2011 13:16	0	0	0
350	9/9/2011 13:17	0	0	0
351	9/9/2011 13:18	0	0	0
352	9/9/2011 13:19	0	0	0
353	9/9/2011 13:20	0	0	0
354	9/9/2011 13:21	0	0	0
355	9/9/2011 13:22	0	0	0
356	9/9/2011 13:23	0	0	0
357	9/9/2011 13:24	0	0	0
358	9/9/2011 13:25	0	0	0
359	9/9/2011 13:26	0	0	0
360	9/9/2011 13:27	0	0	0
361	9/9/2011 13:28	0	0	0
362	9/9/2011 13:29	0	0	0
363	9/9/2011 13:30	0	0	0
364	9/9/2011 13:31	0	0	0
365	9/9/2011 13:32	0	0	0
366	9/9/2011 13:33	0	0	0
367	9/9/2011 13:34	0	0	0
368	9/9/2011 13:35	0	0	0
369	9/9/2011 13:36	0	0	0
370	9/9/2011 13:37	0	0	0
371	9/9/2011 13:38	0	0	0

372	9/9/2011 13:39	0	0	0
373	9/9/2011 13:40	0	0	0
374	9/9/2011 13:41	0	0	0
375	9/9/2011 13:42	0	0	0
376	9/9/2011 13:43	0	0	0
377	9/9/2011 13:44	0	0	0
378	9/9/2011 13:45	0	0	0
379	9/9/2011 13:46	0	0	0
380	9/9/2011 13:47	0	0	0
381	9/9/2011 13:48	0	0	0
382	9/9/2011 13:49	0	0	0
383	9/9/2011 13:50	0	0	0
384	9/9/2011 13:51	0	0	0
385	9/9/2011 13:52	0	0	0
386	9/9/2011 13:53	0	0	0
387	9/9/2011 13:54	0	0	0
388	9/9/2011 13:55	0	0	0
389	9/9/2011 13:56	0	0	0
390	9/9/2011 13:57	0	0	0
391	9/9/2011 13:58	0	0	0
392	9/9/2011 13:59	0	0	0
393	9/9/2011 14:00	0	0	0
394	9/9/2011 14:01	0	0	0
395	9/9/2011 14:02	0	0	0
396	9/9/2011 14:03	0	0	0
397	9/9/2011 14:04	0	0	0
398	9/9/2011 14:05	0	0	0
399	9/9/2011 14:06	0	0	0
400	9/9/2011 14:07	0	0	0
401	9/9/2011 14:08	0	0	0
402	9/9/2011 14:09	0	0	0
403	9/9/2011 14:10	0	0	0
404	9/9/2011 14:11	0	0	0
405	9/9/2011 14:12	0	0	0
406	9/9/2011 14:13	0	0	0
407	9/9/2011 14:14	0	0	0
408	9/9/2011 14:15	0	0	0
409	9/9/2011 14:16	0	0	0
410	9/9/2011 14:17	0	0	0
411	9/9/2011 14:18	0	0	0
412	9/9/2011 14:19	0	0	0
413	9/9/2011 14:20	0	0	0
414	9/9/2011 14:21	0	0	0
415	9/9/2011 14:22	0	0	0
416	9/9/2011 14:23	0	0	0
417	9/9/2011 14:24	0	0	0
418	9/9/2011 14:25	0	0	0

419	9/9/2011 14:26	0	0	0
420	9/9/2011 14:27	0	0	0
421	9/9/2011 14:28	0	0	0
422	9/9/2011 14:29	0	0	0
423	9/9/2011 14:30	0	0	0
424	9/9/2011 14:31	0	0	0
425	9/9/2011 14:32	0	0	0
426	9/9/2011 14:33	0	0	0
427	9/9/2011 14:34	0	0	0
428	9/9/2011 14:35	0	0	0
429	9/9/2011 14:36	0	0	0
430	9/9/2011 14:37	0	0	0
431	9/9/2011 14:38	0	0	0
432	9/9/2011 14:39	0	0	0
433	9/9/2011 14:40	0	0	0
434	9/9/2011 14:41	0	0	0
435	9/9/2011 14:42	0	0	0
436	9/9/2011 14:43	0	0	0
437	9/9/2011 14:44	0	0	0
438	9/9/2011 14:45	0	0	0
439	9/9/2011 14:46	0	0	0
440	9/9/2011 14:47	0	0	0
441	9/9/2011 14:48	0	0	0
442	9/9/2011 14:49	0	0	0
443	9/9/2011 14:50	0	0	0
444	9/9/2011 14:51	0	0	0
445	9/9/2011 14:52	0	0	0
446	9/9/2011 14:53	0	0	0
447	9/9/2011 14:54	0	0	0
448	9/9/2011 14:55	0	0	0
449	9/9/2011 14:56	0	0	0
450	9/9/2011 14:57	0	0	0
451	9/9/2011 14:58	0	0	0
452	9/9/2011 14:59	0	0	0
453	9/9/2011 15:00	0	0	0
454	9/9/2011 15:01	0	0	0
455	9/9/2011 15:02	0	0	0
456	9/9/2011 15:03	0	0	0
457	9/9/2011 15:04	0	0	0
458	9/9/2011 15:05	0	0	0
459	9/9/2011 15:06	0	0	0
460	9/9/2011 15:07	0	0	0
461	9/9/2011 15:08	0	0	0
462	9/9/2011 15:09	0	0	0
463	9/9/2011 15:10	0	0	0
464	9/9/2011 15:11	0	0	0
465	9/9/2011 15:12	0	0	0

466	9/9/2011 15:13	0	0	0
467	9/9/2011 15:14	0	0	0
468	9/9/2011 15:15	0	0	0
469	9/9/2011 15:16	0	0	0
470	9/9/2011 15:17	0	0	0
471	9/9/2011 15:18	0	0	0
472	9/9/2011 15:19	0	0	0
473	9/9/2011 15:20	0	0	0
474	9/9/2011 15:21	0	0	0
475	9/9/2011 15:22	0	0	0
476	9/9/2011 15:23	0	0	0
477	9/9/2011 15:24	0	0	0
478	9/9/2011 15:25	0	0	0
479	9/9/2011 15:26	0	0	0
480	9/9/2011 15:27	0	0	0
481	9/9/2011 15:28	0	0	0
482	9/9/2011 15:29	0	0	0
483	9/9/2011 15:30	0	0	0
484	9/9/2011 15:31	0	0	0
485	9/9/2011 15:32	0	0	0
486	9/9/2011 15:33	0	0	0
487	9/9/2011 15:34	0	0	0
488	9/9/2011 15:35	0	0	0
489	9/9/2011 15:36	0	0	0
490	9/9/2011 15:37	0	0	0
491	9/9/2011 15:38	0	0	0
492	9/9/2011 15:39	0	0	0
493	9/9/2011 15:40	0	0	0
494	9/9/2011 15:41	0	0	0
495	9/9/2011 15:42	0	0	0
496	9/9/2011 15:43	0	0	0
497	9/9/2011 15:44	0	0	0
498	9/9/2011 15:45	0	0	0
499	9/9/2011 15:46	0	0	0
500	9/9/2011 15:47	0	0	0
501	9/9/2011 15:48	0	0	0
502	9/9/2011 15:49	0	0	0
503	9/9/2011 15:50	0	0	0
504	9/9/2011 15:51	0	0	0
505	9/9/2011 15:52	0	0	0
506	9/9/2011 15:53	0	0	0
507	9/9/2011 15:54	0	0	0
508	9/9/2011 15:55	0	0	0
509	9/9/2011 15:56	0	0	0
510	9/9/2011 15:57	0	0	0
511	9/9/2011 15:58	0	0	0

=====
=====Event #7 information (end)=====

=====
 =====Event #10 information (begin)=====

=====
 [Event #10 name:]--[Event #10]2011-09-12 07:56<-->2011-09-12 12:15
 [Event start time:]--2011-09-12 07:56:51[Event end time:]--2011-09-12 12:15:51

=====
 =====Event #10 head information=====

Product Name: MiniRAE 3000 Model Number: PGM-7320 Serial Number: 592-904624
 Data Points: 259 Sample Period: 60 s Datalog Mode: Automatic
 SITE ID: RAE00000 USER ID: 00000001 Op Mode: Hygiene Mode

=====
 Sensor Information : PID-Min(ppm)PID-Avg(ppm)PID-Max(ppm)
 Measurement Gas : Isobutene
 Calibration Time : 2011-09-12 07:54:002011-09-12 07:54:002011-09-12 07:54:00
 Drift Value : --- --- ---
 Low Alarm Levels : 50.000 50.000 50.000
 High Alarm Levels : 100.000 100.000 100.000
 Span Value : 100.000 100.000 100.000
 Correction Factor : 1.00 1.00 1.00
 Over Alarm Levels : 15000.000 15000.000 15000.000

=====
 =====Event #10 data informations=====

LINE#	Date/Time	PID-Min(ppm)	PID-Avg(ppm)	PID-Max(ppm)
1	9/12/2011 7:57	0	16.609	103.369
2	9/12/2011 7:58	0	0.009	0.037
3	9/12/2011 7:59	0	0.009	0.037
4	9/12/2011 8:00	0	0	0
5	9/12/2011 8:01	0	0	0
6	9/12/2011 8:02	0	0	0
7	9/12/2011 8:03	0	0	0
8	9/12/2011 8:04	0	0.03	0.081
9	9/12/2011 8:05	0.085	0.251	0.355
10	9/12/2011 8:06	0.21	0.239	0.282
11	9/12/2011 8:07	0.144	0.179	0.206
12	9/12/2011 8:08	0	0.097	0.142
13	9/12/2011 8:09	0	0	0.006
14	9/12/2011 8:10	0	0	0.008
15	9/12/2011 8:11	0	0	0
16	9/12/2011 8:12	0	0	0
17	9/12/2011 8:13	0	0	0
18	9/12/2011 8:14	0	0	0
19	9/12/2011 8:15	0	0.003	0.047
20	9/12/2011 8:16	0	0.226	0.484
21	9/12/2011 8:17	0.194	0.281	0.43
22	9/12/2011 8:18	0	0.071	0.19
23	9/12/2011 8:19	0	0	0.002
24	9/12/2011 8:20	0	0	0
25	9/12/2011 8:21	0	0	0
26	9/12/2011 8:22	0	0	0

27	9/12/2011 8:23	0	0	0
28	9/12/2011 8:24	0	0	0
29	9/12/2011 8:25	0	0	0
30	9/12/2011 8:26	0	0	0
31	9/12/2011 8:27	0	0	0
32	9/12/2011 8:28	0	0	0
33	9/12/2011 8:29	0	0	0
34	9/12/2011 8:30	0	0.007	0.053
35	9/12/2011 8:31	0	0.042	0.189
36	9/12/2011 8:32	0	0	0
37	9/12/2011 8:33	0	0	0
38	9/12/2011 8:34	0	0	0
39	9/12/2011 8:35	0	0	0
40	9/12/2011 8:36	0	0	0
41	9/12/2011 8:37	0	0	0
42	9/12/2011 8:38	0	0	0
43	9/12/2011 8:39	0	0	0
44	9/12/2011 8:40	0	0	0
45	9/12/2011 8:41	0	0	0
46	9/12/2011 8:42	0	0	0
47	9/12/2011 8:43	0	0	0
48	9/12/2011 8:44	0	0	0
49	9/12/2011 8:45	0	0	0
50	9/12/2011 8:46	0	0	0
51	9/12/2011 8:47	0	0	0
52	9/12/2011 8:48	0	0	0
53	9/12/2011 8:49	0	0	0
54	9/12/2011 8:50	0	0	0
55	9/12/2011 8:51	0	0	0
56	9/12/2011 8:52	0	0	0
57	9/12/2011 8:53	0	0	0
58	9/12/2011 8:54	0	0	0
59	9/12/2011 8:55	0	0	0
60	9/12/2011 8:56	0	0	0
61	9/12/2011 8:57	0	0	0
62	9/12/2011 8:58	0	0.002	0.022
63	9/12/2011 8:59	0	0	0
64	9/12/2011 9:00	0	0	0
65	9/12/2011 9:01	0	0	0
66	9/12/2011 9:02	0	0	0
67	9/12/2011 9:03	0	0	0
68	9/12/2011 9:04	0	0	0
69	9/12/2011 9:05	0	0	0
70	9/12/2011 9:06	0	0	0
71	9/12/2011 9:07	0	0	0
72	9/12/2011 9:08	0	0	0.002
73	9/12/2011 9:09	0	0	0

74	9/12/2011 9:10	0	0	0
75	9/12/2011 9:11	0	0	0
76	9/12/2011 9:12	0	0	0
77	9/12/2011 9:13	0	0	0
78	9/12/2011 9:14	0	0	0
79	9/12/2011 9:15	0	0	0
80	9/12/2011 9:16	0	0	0
81	9/12/2011 9:17	0	0	0
82	9/12/2011 9:18	0	0	0
83	9/12/2011 9:19	0	0	0.006
84	9/12/2011 9:20	0	0	0
85	9/12/2011 9:21	0	0	0
86	9/12/2011 9:22	0	0	0
87	9/12/2011 9:23	0	0	0
88	9/12/2011 9:24	0	0	0
89	9/12/2011 9:25	0	0	0
90	9/12/2011 9:26	0	0	0
91	9/12/2011 9:27	0	0	0
92	9/12/2011 9:28	0	0	0
93	9/12/2011 9:29	0	0	0
94	9/12/2011 9:30	0	0	0
95	9/12/2011 9:31	0	0	0
96	9/12/2011 9:32	0	0	0
97	9/12/2011 9:33	0	0	0
98	9/12/2011 9:34	0	0	0
99	9/12/2011 9:35	0	0	0
100	9/12/2011 9:36	0	0	0
101	9/12/2011 9:37	0	0	0
102	9/12/2011 9:38	0	0.006	0.065
103	9/12/2011 9:39	0	0	0
104	9/12/2011 9:40	0	0.008	0.101
105	9/12/2011 9:41	0	0	0
106	9/12/2011 9:42	0	0	0
107	9/12/2011 9:43	0	0	0
108	9/12/2011 9:44	0	0	0
109	9/12/2011 9:45	0	0	0
110	9/12/2011 9:46	0	0	0
111	9/12/2011 9:47	0	0	0
112	9/12/2011 9:48	0	0	0
113	9/12/2011 9:49	0	0	0
114	9/12/2011 9:50	0	0	0
115	9/12/2011 9:51	0	0	0
116	9/12/2011 9:52	0	0	0
117	9/12/2011 9:53	0	0	0
118	9/12/2011 9:54	0	0	0
119	9/12/2011 9:55	0	0	0
120	9/12/2011 9:56	0	0	0

121	9/12/2011 9:57	0	0	0
122	9/12/2011 9:58	0	0	0
123	9/12/2011 9:59	0	0	0
124	9/12/2011 10:00	0	0	0
125	9/12/2011 10:01	0	0	0
126	9/12/2011 10:02	0	0	0
127	9/12/2011 10:03	0	0	0
128	9/12/2011 10:04	0	0	0
129	9/12/2011 10:05	0	0	0
130	9/12/2011 10:06	0	0	0
131	9/12/2011 10:07	0	0	0
132	9/12/2011 10:08	0	0	0
133	9/12/2011 10:09	0	0	0
134	9/12/2011 10:10	0	0	0
135	9/12/2011 10:11	0	0	0
136	9/12/2011 10:12	0	0	0
137	9/12/2011 10:13	0	0	0
138	9/12/2011 10:14	0	0	0
139	9/12/2011 10:15	0	0	0
140	9/12/2011 10:16	0	0	0
141	9/12/2011 10:17	0	0	0
142	9/12/2011 10:18	0	0	0
143	9/12/2011 10:19	0	0	0
144	9/12/2011 10:20	0	0	0
145	9/12/2011 10:21	0	0	0
146	9/12/2011 10:22	0	0	0
147	9/12/2011 10:23	0	0	0
148	9/12/2011 10:24	0	0	0
149	9/12/2011 10:25	0	0	0
150	9/12/2011 10:26	0	0	0
151	9/12/2011 10:27	0	0	0
152	9/12/2011 10:28	0	0	0
153	9/12/2011 10:29	0	0	0
154	9/12/2011 10:30	0	0	0
155	9/12/2011 10:31	0	0	0
156	9/12/2011 10:32	0	0	0
157	9/12/2011 10:33	0	0	0
158	9/12/2011 10:34	0	0	0
159	9/12/2011 10:35	0	0	0
160	9/12/2011 10:36	0	0	0
161	9/12/2011 10:37	0	0	0
162	9/12/2011 10:38	0	0	0
163	9/12/2011 10:39	0	0	0
164	9/12/2011 10:40	0	0	0
165	9/12/2011 10:41	0	0	0
166	9/12/2011 10:42	0	0	0
167	9/12/2011 10:43	0	0	0

168	9/12/2011 10:44	0	0	0
169	9/12/2011 10:45	0	0	0
170	9/12/2011 10:46	0	0	0
171	9/12/2011 10:47	0	0	0
172	9/12/2011 10:48	0	0	0
173	9/12/2011 10:49	0	0	0
174	9/12/2011 10:50	0	0	0
175	9/12/2011 10:51	0	0	0
176	9/12/2011 10:52	0	0	0
177	9/12/2011 10:53	0	0	0
178	9/12/2011 10:54	0	0	0
179	9/12/2011 10:55	0	0	0
180	9/12/2011 10:56	0	0	0
181	9/12/2011 10:57	0	0	0
182	9/12/2011 10:58	0	0	0
183	9/12/2011 10:59	0	0	0
184	9/12/2011 11:00	0	0	0
185	9/12/2011 11:01	0	0	0
186	9/12/2011 11:02	0	0	0
187	9/12/2011 11:03	0	0	0
188	9/12/2011 11:04	0	0	0
189	9/12/2011 11:05	0	0	0
190	9/12/2011 11:06	0	0	0
191	9/12/2011 11:07	0	0	0
192	9/12/2011 11:08	0	0	0
193	9/12/2011 11:09	0	0	0
194	9/12/2011 11:10	0	0	0
195	9/12/2011 11:11	0	0	0
196	9/12/2011 11:12	0	0	0
197	9/12/2011 11:13	0	0	0
198	9/12/2011 11:14	0	0	0
199	9/12/2011 11:15	0	0	0
200	9/12/2011 11:16	0	0	0
201	9/12/2011 11:17	0	0	0
202	9/12/2011 11:18	0	0	0
203	9/12/2011 11:19	0	0	0
204	9/12/2011 11:20	0	0	0
205	9/12/2011 11:21	0	0	0
206	9/12/2011 11:22	0	0	0
207	9/12/2011 11:23	0	0	0
208	9/12/2011 11:24	0	0	0
209	9/12/2011 11:25	0	0	0
210	9/12/2011 11:26	0	0	0
211	9/12/2011 11:27	0	0	0
212	9/12/2011 11:28	0	0	0
213	9/12/2011 11:29	0	0	0
214	9/12/2011 11:30	0	0	0

215	9/12/2011 11:31	0	0	0
216	9/12/2011 11:32	0	0	0
217	9/12/2011 11:33	0	0	0
218	9/12/2011 11:34	0	0	0
219	9/12/2011 11:35	0	0	0
220	9/12/2011 11:36	0	0	0
221	9/12/2011 11:37	0	0	0
222	9/12/2011 11:38	0	0	0
223	9/12/2011 11:39	0	0	0
224	9/12/2011 11:40	0	0	0
225	9/12/2011 11:41	0	0	0
226	9/12/2011 11:42	0	0	0
227	9/12/2011 11:43	0	0	0
228	9/12/2011 11:44	0	0	0
229	9/12/2011 11:45	0	0	0
230	9/12/2011 11:46	0	0	0
231	9/12/2011 11:47	0	0	0
232	9/12/2011 11:48	0	0	0
233	9/12/2011 11:49	0	0	0
234	9/12/2011 11:50	0	0	0
235	9/12/2011 11:51	0	0	0
236	9/12/2011 11:52	0	0	0
237	9/12/2011 11:53	0	0	0
238	9/12/2011 11:54	0	0	0
239	9/12/2011 11:55	0	0	0
240	9/12/2011 11:56	0	0	0
241	9/12/2011 11:57	0	0	0
242	9/12/2011 11:58	0	0	0
243	9/12/2011 11:59	0	0	0
244	9/12/2011 12:00	0	0	0
245	9/12/2011 12:01	0	0	0
246	9/12/2011 12:02	0	0	0
247	9/12/2011 12:03	0	0	0
248	9/12/2011 12:04	0	0	0
249	9/12/2011 12:05	0	0	0
250	9/12/2011 12:06	0	0	0
251	9/12/2011 12:07	0	0	0
252	9/12/2011 12:08	0	0	0
253	9/12/2011 12:09	0	0.002	0.025
254	9/12/2011 12:10	0	0.024	0.318
255	9/12/2011 12:11	0.01	0.193	0.388
256	9/12/2011 12:12	0	0.106	0.246
257	9/12/2011 12:13	0	0.082	0.211
258	9/12/2011 12:14	0	0.023	0.122
259	9/12/2011 12:15	0	0	0

=====
 =====Event #10 information (end)=====

=====
=====Event #19 information (begin)=====

=====
[Event #19 name:]--[Event #19]2011-09-01 07:46<-->2011-09-01 07:59
[Event start time:]--2011-09-01 07:46:22[Event end time:]--2011-09-01 07:59:22

=====
=====Event #19 head information=====

Product Name: MiniRAE 3000 Model Number: PGM-7320 Serial Number: 592-905367
Data Points: 13 Sample Period: 60 s Datalog Mode: Automatic
SITE ID: RAE00000 USER ID: 00000001 Op Mode: Hygiene Mode

=====
Sensor Information : PID(ppb)
Measurement Gas : Isobutene
Calibration Time : 2011-08-20 08:12:00
Drift Value : ---
Low Alarm Levels : 25847
High Alarm Levels : 51694
Span Value : 43476
Correction Factor : 1.00
Over Alarm Levels : 15000000

=====
=====Event #19 data informations=====

LINE#	Date/Time	PID(ppm)	PID(ppb)
1	9/1/2011 7:47	0.076	76
2	9/1/2011 7:48	0.05	50
3	9/1/2011 7:49	0.021	21
4	9/1/2011 7:50	0.016	16
5	9/1/2011 7:51	0.013	13
6	9/1/2011 7:52	0.012	12
7	9/1/2011 7:53	0.009	9
8	9/1/2011 7:54	0.003	3
9	9/1/2011 7:55	0.004	4
10	9/1/2011 7:56	0.005	5
11	9/1/2011 7:57	0.001	1
12	9/1/2011 7:58	0.001	1
13	9/1/2011 7:59	0.005	5

=====
=====Event #19 information (end)=====

=====
=====Event #20 information (begin)=====

=====
[Event #20 name:]--[Event #20]2011-09-01 08:15<-->2011-09-01 16:37
[Event start time:]--2011-09-01 08:15:57[Event end time:]--2011-09-01 16:37:57

=====
=====Event #20 head information=====

Product Name: MiniRAE 3000 Model Number: PGM-7320 Serial Number: 592-905367
Data Points: 502 Sample Period: 60 s Datalog Mode: Automatic
SITE ID: RAE00000 USER ID: 00000001 Op Mode: Hygiene Mode

=====

Sensor Information : PID(ppb)
Measurement Gas : Isobutene
Calibration Time : 2011-09-01 08:15:00
Drift Value : ---
Low Alarm Levels : 25847
High Alarm Levels : 51694
Span Value : 100000
Correction Factor : 1.00
Over Alarm Levels : 15000000

=====
Event #20 data informations
=====

LINE#	Date/Time	PID(ppm)	PID(ppb)
1	9/1/2011 8:16	0	0
2	9/1/2011 8:17	16.155	16155
3	9/1/2011 8:18	0	0
4	9/1/2011 8:19	0	0
5	9/1/2011 8:20	0	0
6	9/1/2011 8:21	0	0
7	9/1/2011 8:22	0	0
8	9/1/2011 8:23	0	0
9	9/1/2011 8:24	0	0
10	9/1/2011 8:25	0	0
11	9/1/2011 8:26	0	0
12	9/1/2011 8:27	0	0
13	9/1/2011 8:28	0	0
14	9/1/2011 8:29	0	0
15	9/1/2011 8:30	0	0
16	9/1/2011 8:31	0	0
17	9/1/2011 8:32	0	0
18	9/1/2011 8:33	0	0
19	9/1/2011 8:34	0	0
20	9/1/2011 8:35	0	0
21	9/1/2011 8:36	0	0
22	9/1/2011 8:37	0	0
23	9/1/2011 8:38	0	0
24	9/1/2011 8:39	0	0
25	9/1/2011 8:40	0	0
26	9/1/2011 8:41	0	0
27	9/1/2011 8:42	0	0
28	9/1/2011 8:43	0	0
29	9/1/2011 8:44	0	0
30	9/1/2011 8:45	0	0
31	9/1/2011 8:46	0	0
32	9/1/2011 8:47	0	0
33	9/1/2011 8:48	0	0
34	9/1/2011 8:49	0	0
35	9/1/2011 8:50	0	0
36	9/1/2011 8:51	0	0

37	9/1/2011 8:52	0	0
38	9/1/2011 8:53	0	0
39	9/1/2011 8:54	0	0
40	9/1/2011 8:55	0	0
41	9/1/2011 8:56	0	0
42	9/1/2011 8:57	0	0
43	9/1/2011 8:58	0	0
44	9/1/2011 8:59	0	0
45	9/1/2011 9:00	0	0
46	9/1/2011 9:01	0	0
47	9/1/2011 9:02	0	0
48	9/1/2011 9:03	0	0
49	9/1/2011 9:04	0	0
50	9/1/2011 9:05	0	0
51	9/1/2011 9:06	0	0
52	9/1/2011 9:07	0	0
53	9/1/2011 9:08	0	0
54	9/1/2011 9:09	0	0
55	9/1/2011 9:10	0	0
56	9/1/2011 9:11	0	0
57	9/1/2011 9:12	0	0
58	9/1/2011 9:13	0	0
59	9/1/2011 9:14	0	0
60	9/1/2011 9:15	0	0
61	9/1/2011 9:16	0	0
62	9/1/2011 9:17	0	0
63	9/1/2011 9:18	0	0
64	9/1/2011 9:19	0	0
65	9/1/2011 9:20	0	0
66	9/1/2011 9:21	0	0
67	9/1/2011 9:22	0	0
68	9/1/2011 9:23	0	0
69	9/1/2011 9:24	0	0
70	9/1/2011 9:25	0	0
71	9/1/2011 9:26	0	0
72	9/1/2011 9:27	0	0
73	9/1/2011 9:28	0	0
74	9/1/2011 9:29	0	0
75	9/1/2011 9:30	0	0
76	9/1/2011 9:31	0	0
77	9/1/2011 9:32	0	0
78	9/1/2011 9:33	0	0
79	9/1/2011 9:34	0	0
80	9/1/2011 9:35	0	0
81	9/1/2011 9:36	0	0
82	9/1/2011 9:37	0	0
83	9/1/2011 9:38	0	0

84	9/1/2011 9:39	0	0
85	9/1/2011 9:40	0	0
86	9/1/2011 9:41	0	0
87	9/1/2011 9:42	0	0
88	9/1/2011 9:43	0	0
89	9/1/2011 9:44	0	0
90	9/1/2011 9:45	0	0
91	9/1/2011 9:46	0	0
92	9/1/2011 9:47	0	0
93	9/1/2011 9:48	0	0
94	9/1/2011 9:49	0	0
95	9/1/2011 9:50	0	0
96	9/1/2011 9:51	0	0
97	9/1/2011 9:52	0	0
98	9/1/2011 9:53	0	0
99	9/1/2011 9:54	0	0
100	9/1/2011 9:55	0	0
101	9/1/2011 9:56	0	0
102	9/1/2011 9:57	0	0
103	9/1/2011 9:58	0	0
104	9/1/2011 9:59	0	0
105	9/1/2011 10:00	0	0
106	9/1/2011 10:01	0	0
107	9/1/2011 10:02	0	0
108	9/1/2011 10:03	0	0
109	9/1/2011 10:04	0	0
110	9/1/2011 10:05	0	0
111	9/1/2011 10:06	0	0
112	9/1/2011 10:07	0	0
113	9/1/2011 10:08	0	0
114	9/1/2011 10:09	0	0
115	9/1/2011 10:10	0	0
116	9/1/2011 10:11	0	0
117	9/1/2011 10:12	0	0
118	9/1/2011 10:13	0	0
119	9/1/2011 10:14	0	0
120	9/1/2011 10:15	0	0
121	9/1/2011 10:16	0	0
122	9/1/2011 10:17	0	0
123	9/1/2011 10:18	0	0
124	9/1/2011 10:19	0	0
125	9/1/2011 10:20	0	0
126	9/1/2011 10:21	0	0
127	9/1/2011 10:22	0	0
128	9/1/2011 10:23	0	0
129	9/1/2011 10:24	0	0
130	9/1/2011 10:25	0	0

131	9/1/2011 10:26	0	0
132	9/1/2011 10:27	0	0
133	9/1/2011 10:28	0	0
134	9/1/2011 10:29	0	0
135	9/1/2011 10:30	0	0
136	9/1/2011 10:31	0	0
137	9/1/2011 10:32	0	0
138	9/1/2011 10:33	0	0
139	9/1/2011 10:34	0	0
140	9/1/2011 10:35	0	0
141	9/1/2011 10:36	0	0
142	9/1/2011 10:37	0	0
143	9/1/2011 10:38	0	0
144	9/1/2011 10:39	0	0
145	9/1/2011 10:40	0	0
146	9/1/2011 10:41	0	0
147	9/1/2011 10:42	0	0
148	9/1/2011 10:43	0	0
149	9/1/2011 10:44	0	0
150	9/1/2011 10:45	0	0
151	9/1/2011 10:46	0	0
152	9/1/2011 10:47	0	0
153	9/1/2011 10:48	0	0
154	9/1/2011 10:49	0	0
155	9/1/2011 10:50	0	0
156	9/1/2011 10:51	0	0
157	9/1/2011 10:52	0	0
158	9/1/2011 10:53	0	0
159	9/1/2011 10:54	0	0
160	9/1/2011 10:55	0	0
161	9/1/2011 10:56	0	0
162	9/1/2011 10:57	0	0
163	9/1/2011 10:58	0	0
164	9/1/2011 10:59	0	0
165	9/1/2011 11:00	0	0
166	9/1/2011 11:01	0	0
167	9/1/2011 11:02	0	0
168	9/1/2011 11:03	0	0
169	9/1/2011 11:04	0	0
170	9/1/2011 11:05	0	0
171	9/1/2011 11:06	0	0
172	9/1/2011 11:07	0	0
173	9/1/2011 11:08	0	0
174	9/1/2011 11:09	0	0
175	9/1/2011 11:10	0	0
176	9/1/2011 11:11	0	0
177	9/1/2011 11:12	0	0

178	9/1/2011 11:13	0	0
179	9/1/2011 11:14	0	0
180	9/1/2011 11:15	0	0
181	9/1/2011 11:16	0	0
182	9/1/2011 11:17	0	0
183	9/1/2011 11:18	0	0
184	9/1/2011 11:19	0	0
185	9/1/2011 11:20	0	0
186	9/1/2011 11:21	0	0
187	9/1/2011 11:22	0	0
188	9/1/2011 11:23	0	0
189	9/1/2011 11:24	0	0
190	9/1/2011 11:25	0	0
191	9/1/2011 11:26	0	0
192	9/1/2011 11:27	0	0
193	9/1/2011 11:28	0	0
194	9/1/2011 11:29	0	0
195	9/1/2011 11:30	0	0
196	9/1/2011 11:31	0	0
197	9/1/2011 11:32	0	0
198	9/1/2011 11:33	0	0
199	9/1/2011 11:34	0	0
200	9/1/2011 11:35	0	0
201	9/1/2011 11:36	0	0
202	9/1/2011 11:37	0	0
203	9/1/2011 11:38	0	0
204	9/1/2011 11:39	0	0
205	9/1/2011 11:40	0	0
206	9/1/2011 11:41	0	0
207	9/1/2011 11:42	0	0
208	9/1/2011 11:43	0	0
209	9/1/2011 11:44	0	0
210	9/1/2011 11:45	0	0
211	9/1/2011 11:46	0	0
212	9/1/2011 11:47	0	0
213	9/1/2011 11:48	0	0
214	9/1/2011 11:49	0	0
215	9/1/2011 11:50	0	0
216	9/1/2011 11:51	0	0
217	9/1/2011 11:52	0	0
218	9/1/2011 11:53	0	0
219	9/1/2011 11:54	0	0
220	9/1/2011 11:55	0	0
221	9/1/2011 11:56	0	0
222	9/1/2011 11:57	0	0
223	9/1/2011 11:58	0	0
224	9/1/2011 11:59	0	0

225	9/1/2011 12:00	0	0
226	9/1/2011 12:01	0	0
227	9/1/2011 12:02	0	0
228	9/1/2011 12:03	0	0
229	9/1/2011 12:04	0	0
230	9/1/2011 12:05	0	0
231	9/1/2011 12:06	0	0
232	9/1/2011 12:07	0	0
233	9/1/2011 12:08	0	0
234	9/1/2011 12:09	0	0
235	9/1/2011 12:10	0	0
236	9/1/2011 12:11	0	0
237	9/1/2011 12:12	0	0
238	9/1/2011 12:13	0	0
239	9/1/2011 12:14	0	0
240	9/1/2011 12:15	0	0
241	9/1/2011 12:16	0	0
242	9/1/2011 12:17	0	0
243	9/1/2011 12:18	0	0
244	9/1/2011 12:19	0	0
245	9/1/2011 12:20	0	0
246	9/1/2011 12:21	0	0
247	9/1/2011 12:22	0	0
248	9/1/2011 12:23	0	0
249	9/1/2011 12:24	0	0
250	9/1/2011 12:25	0	0
251	9/1/2011 12:26	0	0
252	9/1/2011 12:27	0	0
253	9/1/2011 12:28	0	0
254	9/1/2011 12:29	0	0
255	9/1/2011 12:30	0	0
256	9/1/2011 12:31	0	0
257	9/1/2011 12:32	0	0
258	9/1/2011 12:33	0	0
259	9/1/2011 12:34	0	0
260	9/1/2011 12:35	0	0
261	9/1/2011 12:36	0	0
262	9/1/2011 12:37	0	0
263	9/1/2011 12:38	0	0
264	9/1/2011 12:39	0	0
265	9/1/2011 12:40	0	0
266	9/1/2011 12:41	0	0
267	9/1/2011 12:42	0	0
268	9/1/2011 12:43	0	0
269	9/1/2011 12:44	0	0
270	9/1/2011 12:45	0	0
271	9/1/2011 12:46	0	0

272	9/1/2011 12:47	0	0
273	9/1/2011 12:48	0	0
274	9/1/2011 12:49	0	0
275	9/1/2011 12:50	0	0
276	9/1/2011 12:51	0	0
277	9/1/2011 12:52	0	0
278	9/1/2011 12:53	0	0
279	9/1/2011 12:54	0	0
280	9/1/2011 12:55	0	0
281	9/1/2011 12:56	0	0
282	9/1/2011 12:57	0	0
283	9/1/2011 12:58	0	0
284	9/1/2011 12:59	0	0
285	9/1/2011 13:00	0	0
286	9/1/2011 13:01	0	0
287	9/1/2011 13:02	0	0
288	9/1/2011 13:03	0	0
289	9/1/2011 13:04	0	0
290	9/1/2011 13:05	0	0
291	9/1/2011 13:06	0	0
292	9/1/2011 13:07	0	0
293	9/1/2011 13:08	0	0
294	9/1/2011 13:09	0	0
295	9/1/2011 13:10	0	0
296	9/1/2011 13:11	0	0
297	9/1/2011 13:12	0	0
298	9/1/2011 13:13	0	0
299	9/1/2011 13:14	0	0
300	9/1/2011 13:15	0	0
301	9/1/2011 13:16	0	0
302	9/1/2011 13:17	0	0
303	9/1/2011 13:18	0	0
304	9/1/2011 13:19	0	0
305	9/1/2011 13:20	0	0
306	9/1/2011 13:21	0	0
307	9/1/2011 13:22	0	0
308	9/1/2011 13:23	0	0
309	9/1/2011 13:24	0	0
310	9/1/2011 13:25	0	0
311	9/1/2011 13:26	0	0
312	9/1/2011 13:27	0	0
313	9/1/2011 13:28	0	0
314	9/1/2011 13:29	0	0
315	9/1/2011 13:30	0	0
316	9/1/2011 13:31	0	0
317	9/1/2011 13:32	0	0
318	9/1/2011 13:33	0	0

319	9/1/2011 13:34	0	0
320	9/1/2011 13:35	0	0
321	9/1/2011 13:36	0	0
322	9/1/2011 13:37	0	0
323	9/1/2011 13:38	0	0
324	9/1/2011 13:39	0	0
325	9/1/2011 13:40	0	0
326	9/1/2011 13:41	0	0
327	9/1/2011 13:42	0	0
328	9/1/2011 13:43	0	0
329	9/1/2011 13:44	0	0
330	9/1/2011 13:45	0	0
331	9/1/2011 13:46	0	0
332	9/1/2011 13:47	0	0
333	9/1/2011 13:48	0	0
334	9/1/2011 13:49	0	0
335	9/1/2011 13:50	0	0
336	9/1/2011 13:51	0	0
337	9/1/2011 13:52	0	0
338	9/1/2011 13:53	0	0
339	9/1/2011 13:54	0	0
340	9/1/2011 13:55	0	0
341	9/1/2011 13:56	0	0
342	9/1/2011 13:57	0	0
343	9/1/2011 13:58	0	0
344	9/1/2011 13:59	0	0
345	9/1/2011 14:00	0	0
346	9/1/2011 14:01	0	0
347	9/1/2011 14:02	0	0
348	9/1/2011 14:03	0	0
349	9/1/2011 14:04	0	0
350	9/1/2011 14:05	0	0
351	9/1/2011 14:06	0	0
352	9/1/2011 14:07	0	0
353	9/1/2011 14:08	0	0
354	9/1/2011 14:09	0	0
355	9/1/2011 14:10	0	0
356	9/1/2011 14:11	0	0
357	9/1/2011 14:12	0	0
358	9/1/2011 14:13	0	0
359	9/1/2011 14:14	0	0
360	9/1/2011 14:15	0	0
361	9/1/2011 14:16	0	0
362	9/1/2011 14:17	0	0
363	9/1/2011 14:18	0	0
364	9/1/2011 14:19	0	0
365	9/1/2011 14:20	0	0

366	9/1/2011 14:21	0	0
367	9/1/2011 14:22	0	0
368	9/1/2011 14:23	0	0
369	9/1/2011 14:24	0	0
370	9/1/2011 14:25	0	0
371	9/1/2011 14:26	0	0
372	9/1/2011 14:27	0	0
373	9/1/2011 14:28	0	0
374	9/1/2011 14:29	0	0
375	9/1/2011 14:30	0	0
376	9/1/2011 14:31	0	0
377	9/1/2011 14:32	0	0
378	9/1/2011 14:33	0	0
379	9/1/2011 14:34	0	0
380	9/1/2011 14:35	0	0
381	9/1/2011 14:36	0	0
382	9/1/2011 14:37	0	0
383	9/1/2011 14:38	0	0
384	9/1/2011 14:39	0	0
385	9/1/2011 14:40	0	0
386	9/1/2011 14:41	0	0
387	9/1/2011 14:42	0	0
388	9/1/2011 14:43	0	0
389	9/1/2011 14:44	0	0
390	9/1/2011 14:45	0	0
391	9/1/2011 14:46	0	0
392	9/1/2011 14:47	0	0
393	9/1/2011 14:48	0	0
394	9/1/2011 14:49	0	0
395	9/1/2011 14:50	0	0
396	9/1/2011 14:51	0	0
397	9/1/2011 14:52	0	0
398	9/1/2011 14:53	0	0
399	9/1/2011 14:54	0	0
400	9/1/2011 14:55	0	0
401	9/1/2011 14:56	0	0
402	9/1/2011 14:57	0	0
403	9/1/2011 14:58	0	0
404	9/1/2011 14:59	0	0
405	9/1/2011 15:00	0	0
406	9/1/2011 15:01	0	0
407	9/1/2011 15:02	0	0
408	9/1/2011 15:03	0	0
409	9/1/2011 15:04	0	0
410	9/1/2011 15:05	0	0
411	9/1/2011 15:06	0	0
412	9/1/2011 15:07	0	0

413	9/1/2011 15:08	0	0
414	9/1/2011 15:09	0	0
415	9/1/2011 15:10	0	0
416	9/1/2011 15:11	0	0
417	9/1/2011 15:12	0	0
418	9/1/2011 15:13	0	0
419	9/1/2011 15:14	0	0
420	9/1/2011 15:15	5.296	5296
421	9/1/2011 15:16	0	0
422	9/1/2011 15:17	0	0
423	9/1/2011 15:18	0	0
424	9/1/2011 15:19	0	0
425	9/1/2011 15:20	0	0
426	9/1/2011 15:21	0	0
427	9/1/2011 15:22	0	0
428	9/1/2011 15:23	0	0
429	9/1/2011 15:24	0	0
430	9/1/2011 15:25	0	0
431	9/1/2011 15:26	0	0
432	9/1/2011 15:27	0	0
433	9/1/2011 15:28	0	0
434	9/1/2011 15:29	0	0
435	9/1/2011 15:30	0	0
436	9/1/2011 15:31	0	0
437	9/1/2011 15:32	0	0
438	9/1/2011 15:33	0	0
439	9/1/2011 15:34	0	0
440	9/1/2011 15:35	0	0
441	9/1/2011 15:36	0	0
442	9/1/2011 15:37	0	0
443	9/1/2011 15:38	0	0
444	9/1/2011 15:39	0	0
445	9/1/2011 15:40	0	0
446	9/1/2011 15:41	0	0
447	9/1/2011 15:42	0	0
448	9/1/2011 15:43	0	0
449	9/1/2011 15:44	0	0
450	9/1/2011 15:45	0	0
451	9/1/2011 15:46	0	0
452	9/1/2011 15:47	0	0
453	9/1/2011 15:48	0	0
454	9/1/2011 15:49	0	0
455	9/1/2011 15:50	0	0
456	9/1/2011 15:51	0	0
457	9/1/2011 15:52	0	0
458	9/1/2011 15:53	0	0
459	9/1/2011 15:54	0	0

460	9/1/2011 15:55	0	0
461	9/1/2011 15:56	0	0
462	9/1/2011 15:57	0.007	7
463	9/1/2011 15:58	0	0
464	9/1/2011 15:59	0	0
465	9/1/2011 16:00	0	0
466	9/1/2011 16:01	0	0
467	9/1/2011 16:02	0	0
468	9/1/2011 16:03	0	0
469	9/1/2011 16:04	0	0
470	9/1/2011 16:05	0	0
471	9/1/2011 16:06	0	0
472	9/1/2011 16:07	0	0
473	9/1/2011 16:08	0	0
474	9/1/2011 16:09	0	0
475	9/1/2011 16:10	0	0
476	9/1/2011 16:11	0	0
477	9/1/2011 16:12	0	0
478	9/1/2011 16:13	0	0
479	9/1/2011 16:14	0	0
480	9/1/2011 16:15	0	0
481	9/1/2011 16:16	0	0
482	9/1/2011 16:17	0	0
483	9/1/2011 16:18	0	0
484	9/1/2011 16:19	0	0
485	9/1/2011 16:20	0	0
486	9/1/2011 16:21	0	0
487	9/1/2011 16:22	0	0
488	9/1/2011 16:23	0	0
489	9/1/2011 16:24	0	0
490	9/1/2011 16:25	0	0
491	9/1/2011 16:26	0	0
492	9/1/2011 16:27	0	0
493	9/1/2011 16:28	0	0
494	9/1/2011 16:29	0	0
495	9/1/2011 16:30	0	0
496	9/1/2011 16:31	0	0
497	9/1/2011 16:32	0	0
498	9/1/2011 16:33	0	0
499	9/1/2011 16:34	0	0
500	9/1/2011 16:35	0	0
501	9/1/2011 16:36	0	0
502	9/1/2011 16:37	0	0

=====
=====Event #20 information (end)=====

=====
=====Event #21 information (begin)=====

=====
[Event #21 name:]--[Event #21]2011-09-02 07:28<-->2011-09-02 07:31
[Event start time:]--2011-09-02 07:28:24[Event end time:]--2011-09-02 07:31:24

=====
=====Event #21 head information=====

Product Name: MiniRAE 3000 Model Number: PGM-7320 Serial Number: 592-905367
Data Points: 3 Sample Period: 60 s Datalog Mode: Automatic
SITE ID: RAE00000 USER ID: 00000001 Op Mode: Hygiene Mode

=====
Sensor Information : PID(ppb)
Measurement Gas : Isobutene
Calibration Time : 2011-09-01 08:15:00
Drift Value : ---
Low Alarm Levels : 25847
High Alarm Levels : 51694
Span Value : 100000
Correction Factor : 1.00
Over Alarm Levels : 15000000

=====
=====Event #21 data informations=====

LINE#	Date/Time	PID(ppm)	PID(ppb)
1	9/2/2011 7:29 0		0
2	9/2/2011 7:30 0		0
3	9/2/2011 7:31 0		0

=====
=====Event #21 information (end)=====

=====
=====Event #22 information (begin)=====

=====
[Event #22 name:]--[Event #22]2011-09-02 07:37<-->2011-09-02 15:34
[Event start time:]--2011-09-02 07:37:24[Event end time:]--2011-09-02 15:34:24

=====
=====Event #22 head information=====

Product Name: MiniRAE 3000 Model Number: PGM-7320 Serial Number: 592-905367
Data Points: 477 Sample Period: 60 s Datalog Mode: Automatic
SITE ID: RAE00000 USER ID: 00000001 Op Mode: Hygiene Mode

=====
Sensor Information : PID(ppb)
Measurement Gas : Isobutene
Calibration Time : 2011-09-02 07:36:00
Drift Value : ---
Low Alarm Levels : 25847
High Alarm Levels : 51694
Span Value : 100000
Correction Factor : 1.00
Over Alarm Levels : 15000000

=====
=====Event #22 data informations=====

LINE#	Date/Time	PID(ppm)	PID(ppb)
-------	-----------	----------	----------

1	9/2/2011 7:38	14.899	14899
2	9/2/2011 7:39	0	0
3	9/2/2011 7:40	0	0
4	9/2/2011 7:41	0	0
5	9/2/2011 7:42	0	0
6	9/2/2011 7:43	0	0
7	9/2/2011 7:44	0	0
8	9/2/2011 7:45	0	0
9	9/2/2011 7:46	0	0
10	9/2/2011 7:47	0	0
11	9/2/2011 7:48	0	0
12	9/2/2011 7:49	0	0
13	9/2/2011 7:50	0	0
14	9/2/2011 7:51	0	0
15	9/2/2011 7:52	0	0
16	9/2/2011 7:53	0	0
17	9/2/2011 7:54	0	0
18	9/2/2011 7:55	0	0
19	9/2/2011 7:56	0	0
20	9/2/2011 7:57	0	0
21	9/2/2011 7:58	0	0
22	9/2/2011 7:59	0	0
23	9/2/2011 8:00	0	0
24	9/2/2011 8:01	0	0
25	9/2/2011 8:02	0	0
26	9/2/2011 8:03	0	0
27	9/2/2011 8:04	0	0
28	9/2/2011 8:05	0	0
29	9/2/2011 8:06	0	0
30	9/2/2011 8:07	0	0
31	9/2/2011 8:08	0	0
32	9/2/2011 8:09	0	0
33	9/2/2011 8:10	0	0
34	9/2/2011 8:11	0	0
35	9/2/2011 8:12	0	0
36	9/2/2011 8:13	0	0
37	9/2/2011 8:14	0	0
38	9/2/2011 8:15	0	0
39	9/2/2011 8:16	0	0
40	9/2/2011 8:17	0	0
41	9/2/2011 8:18	0	0
42	9/2/2011 8:19	0	0
43	9/2/2011 8:20	0	0
44	9/2/2011 8:21	0	0
45	9/2/2011 8:22	0	0
46	9/2/2011 8:23	0	0
47	9/2/2011 8:24	0	0

48	9/2/2011 8:25	0	0
49	9/2/2011 8:26	0	0
50	9/2/2011 8:27	0	0
51	9/2/2011 8:28	0	0
52	9/2/2011 8:29	0	0
53	9/2/2011 8:30	0	0
54	9/2/2011 8:31	0	0
55	9/2/2011 8:32	0.832	832
56	9/2/2011 8:33	0	0
57	9/2/2011 8:34	0	0
58	9/2/2011 8:35	0	0
59	9/2/2011 8:36	0	0
60	9/2/2011 8:37	0	0
61	9/2/2011 8:38	0	0
62	9/2/2011 8:39	0	0
63	9/2/2011 8:40	0.002	2
64	9/2/2011 8:41	0	0
65	9/2/2011 8:42	0	0
66	9/2/2011 8:43	0.002	2
67	9/2/2011 8:44	0.003	3
68	9/2/2011 8:45	0.008	8
69	9/2/2011 8:46	0	0
70	9/2/2011 8:47	0	0
71	9/2/2011 8:48	0	0
72	9/2/2011 8:49	0.016	16
73	9/2/2011 8:50	0.023	23
74	9/2/2011 8:51	0.02	20
75	9/2/2011 8:52	0.022	22
76	9/2/2011 8:53	0.012	12
77	9/2/2011 8:54	0.032	32
78	9/2/2011 8:55	0.021	21
79	9/2/2011 8:56	0.021	21
80	9/2/2011 8:57	0.009	9
81	9/2/2011 8:58	0.008	8
82	9/2/2011 8:59	0.008	8
83	9/2/2011 9:00	0.017	17
84	9/2/2011 9:01	0.017	17
85	9/2/2011 9:02	0.019	19
86	9/2/2011 9:03	0.016	16
87	9/2/2011 9:04	0.026	26
88	9/2/2011 9:05	0.028	28
89	9/2/2011 9:06	0.034	34
90	9/2/2011 9:07	0.028	28
91	9/2/2011 9:08	0.025	25
92	9/2/2011 9:09	0.02	20
93	9/2/2011 9:10	0.023	23
94	9/2/2011 9:11	0.024	24

95	9/2/2011 9:12	0.029	29
96	9/2/2011 9:13	0.031	31
97	9/2/2011 9:14	0.033	33
98	9/2/2011 9:15	0.035	35
99	9/2/2011 9:16	0.033	33
100	9/2/2011 9:17	0.035	35
101	9/2/2011 9:18	0.051	51
102	9/2/2011 9:19	0.046	46
103	9/2/2011 9:20	0.048	48
104	9/2/2011 9:21	0.079	79
105	9/2/2011 9:22	0.102	102
106	9/2/2011 9:23	0.077	77
107	9/2/2011 9:24	0.084	84
108	9/2/2011 9:25	0.091	91
109	9/2/2011 9:26	0.107	107
110	9/2/2011 9:27	0.086	86
111	9/2/2011 9:28	0.093	93
112	9/2/2011 9:29	0.079	79
113	9/2/2011 9:30	0.079	79
114	9/2/2011 9:31	0.081	81
115	9/2/2011 9:32	0.085	85
116	9/2/2011 9:33	0.105	105
117	9/2/2011 9:34	0.113	113
118	9/2/2011 9:35	0.117	117
119	9/2/2011 9:36	0.098	98
120	9/2/2011 9:37	0.102	102
121	9/2/2011 9:38	0.1	100
122	9/2/2011 9:39	0.107	107
123	9/2/2011 9:40	0.11	110
124	9/2/2011 9:41	0.122	122
125	9/2/2011 9:42	0.138	138
126	9/2/2011 9:43	0.141	141
127	9/2/2011 9:44	0.128	128
128	9/2/2011 9:45	0.158	158
129	9/2/2011 9:46	0.154	154
130	9/2/2011 9:47	0.142	142
131	9/2/2011 9:48	0.122	122
132	9/2/2011 9:49	0.12	120
133	9/2/2011 9:50	0.125	125
134	9/2/2011 9:51	0.107	107
135	9/2/2011 9:52	0.093	93
136	9/2/2011 9:53	0.092	92
137	9/2/2011 9:54	0.085	85
138	9/2/2011 9:55	0.078	78
139	9/2/2011 9:56	0.069	69
140	9/2/2011 9:57	0.062	62
141	9/2/2011 9:58	0.111	111

142	9/2/2011 9:59	0.08	80
143	9/2/2011 10:00	0.1	100
144	9/2/2011 10:01	0.075	75
145	9/2/2011 10:02	0.084	84
146	9/2/2011 10:03	0.069	69
147	9/2/2011 10:04	0.082	82
148	9/2/2011 10:05	0.08	80
149	9/2/2011 10:06	0.067	67
150	9/2/2011 10:07	0.079	79
151	9/2/2011 10:08	0.069	69
152	9/2/2011 10:09	0.078	78
153	9/2/2011 10:10	0.092	92
154	9/2/2011 10:11	0.108	108
155	9/2/2011 10:12	0.121	121
156	9/2/2011 10:13	0.102	102
157	9/2/2011 10:14	0.089	89
158	9/2/2011 10:15	0.072	72
159	9/2/2011 10:16	0.081	81
160	9/2/2011 10:17	0.094	94
161	9/2/2011 10:18	0.092	92
162	9/2/2011 10:19	0.074	74
163	9/2/2011 10:20	0.082	82
164	9/2/2011 10:21	0.097	97
165	9/2/2011 10:22	0.099	99
166	9/2/2011 10:23	0.102	102
167	9/2/2011 10:24	0.112	112
168	9/2/2011 10:25	0.115	115
169	9/2/2011 10:26	0.12	120
170	9/2/2011 10:27	0.119	119
171	9/2/2011 10:28	0.106	106
172	9/2/2011 10:29	0.098	98
173	9/2/2011 10:30	0.116	116
174	9/2/2011 10:31	0.114	114
175	9/2/2011 10:32	0.12	120
176	9/2/2011 10:33	0.134	134
177	9/2/2011 10:34	0.145	145
178	9/2/2011 10:35	0.129	129
179	9/2/2011 10:36	0.113	113
180	9/2/2011 10:37	0.142	142
181	9/2/2011 10:38	0.167	167
182	9/2/2011 10:39	0.144	144
183	9/2/2011 10:40	0.147	147
184	9/2/2011 10:41	0.146	146
185	9/2/2011 10:42	0.134	134
186	9/2/2011 10:43	0.139	139
187	9/2/2011 10:44	0.155	155
188	9/2/2011 10:45	0.2	200

189	9/2/2011 10:46	0.191	191
190	9/2/2011 10:47	0.144	144
191	9/2/2011 10:48	0.131	131
192	9/2/2011 10:49	0.128	128
193	9/2/2011 10:50	0.134	134
194	9/2/2011 10:51	0.129	129
195	9/2/2011 10:52	0.141	141
196	9/2/2011 10:53	0.156	156
197	9/2/2011 10:54	0.156	156
198	9/2/2011 10:55	0.163	163
199	9/2/2011 10:56	0.161	161
200	9/2/2011 10:57	0.125	125
201	9/2/2011 10:58	0.119	119
202	9/2/2011 10:59	0.111	111
203	9/2/2011 11:00	0.113	113
204	9/2/2011 11:01	0.098	98
205	9/2/2011 11:02	0.099	99
206	9/2/2011 11:03	0.131	131
207	9/2/2011 11:04	0.108	108
208	9/2/2011 11:05	0.265	265
209	9/2/2011 11:06	0.137	137
210	9/2/2011 11:07	0.158	158
211	9/2/2011 11:08	0.127	127
212	9/2/2011 11:09	0.079	79
213	9/2/2011 11:10	0.062	62
214	9/2/2011 11:11	0.056	56
215	9/2/2011 11:12	0.066	66
216	9/2/2011 11:13	0.059	59
217	9/2/2011 11:14	0.052	52
218	9/2/2011 11:15	0.055	55
219	9/2/2011 11:16	0.04	40
220	9/2/2011 11:17	0.048	48
221	9/2/2011 11:18	0.056	56
222	9/2/2011 11:19	0.048	48
223	9/2/2011 11:20	0.043	43
224	9/2/2011 11:21	0.044	44
225	9/2/2011 11:22	0.046	46
226	9/2/2011 11:23	0.047	47
227	9/2/2011 11:24	0.049	49
228	9/2/2011 11:25	0.047	47
229	9/2/2011 11:26	0.059	59
230	9/2/2011 11:27	0.071	71
231	9/2/2011 11:28	0.066	66
232	9/2/2011 11:29	0.063	63
233	9/2/2011 11:30	0.06	60
234	9/2/2011 11:31	0.06	60
235	9/2/2011 11:32	0.072	72

236	9/2/2011 11:33	0.074	74
237	9/2/2011 11:34	0.061	61
238	9/2/2011 11:35	0.056	56
239	9/2/2011 11:36	0.058	58
240	9/2/2011 11:37	0.054	54
241	9/2/2011 11:38	0.046	46
242	9/2/2011 11:39	0.047	47
243	9/2/2011 11:40	0.037	37
244	9/2/2011 11:41	0.033	33
245	9/2/2011 11:42	0.03	30
246	9/2/2011 11:43	0.031	31
247	9/2/2011 11:44	0.032	32
248	9/2/2011 11:45	0.035	35
249	9/2/2011 11:46	0.029	29
250	9/2/2011 11:47	0.027	27
251	9/2/2011 11:48	0.024	24
252	9/2/2011 11:49	0.027	27
253	9/2/2011 11:50	0.03	30
254	9/2/2011 11:51	0.036	36
255	9/2/2011 11:52	0.039	39
256	9/2/2011 11:53	0.033	33
257	9/2/2011 11:54	0.032	32
258	9/2/2011 11:55	0.026	26
259	9/2/2011 11:56	0.029	29
260	9/2/2011 11:57	0.037	37
261	9/2/2011 11:58	0.035	35
262	9/2/2011 11:59	0.032	32
263	9/2/2011 12:00	0.04	40
264	9/2/2011 12:01	0.046	46
265	9/2/2011 12:02	0.029	29
266	9/2/2011 12:03	0.035	35
267	9/2/2011 12:04	0.03	30
268	9/2/2011 12:05	0.034	34
269	9/2/2011 12:06	0.029	29
270	9/2/2011 12:07	0.036	36
271	9/2/2011 12:08	0.032	32
272	9/2/2011 12:09	0.028	28
273	9/2/2011 12:10	0.028	28
274	9/2/2011 12:11	0.031	31
275	9/2/2011 12:12	0.032	32
276	9/2/2011 12:13	0.032	32
277	9/2/2011 12:14	0.029	29
278	9/2/2011 12:15	0.029	29
279	9/2/2011 12:16	0.032	32
280	9/2/2011 12:17	0.041	41
281	9/2/2011 12:18	0.029	29
282	9/2/2011 12:19	0.028	28

283	9/2/2011 12:20	0.029	29
284	9/2/2011 12:21	0.026	26
285	9/2/2011 12:22	0.027	27
286	9/2/2011 12:23	0.025	25
287	9/2/2011 12:24	0.023	23
288	9/2/2011 12:25	0.025	25
289	9/2/2011 12:26	0.02	20
290	9/2/2011 12:27	0.024	24
291	9/2/2011 12:28	0.027	27
292	9/2/2011 12:29	0.029	29
293	9/2/2011 12:30	0.027	27
294	9/2/2011 12:31	0.031	31
295	9/2/2011 12:32	0.027	27
296	9/2/2011 12:33	0.026	26
297	9/2/2011 12:34	0.027	27
298	9/2/2011 12:35	0.026	26
299	9/2/2011 12:36	0.031	31
300	9/2/2011 12:37	0.033	33
301	9/2/2011 12:38	0.028	28
302	9/2/2011 12:39	0.022	22
303	9/2/2011 12:40	0.032	32
304	9/2/2011 12:41	0.029	29
305	9/2/2011 12:42	0.022	22
306	9/2/2011 12:43	0.02	20
307	9/2/2011 12:44	0.068	68
308	9/2/2011 12:45	0.032	32
309	9/2/2011 12:46	0.032	32
310	9/2/2011 12:47	0.04	40
311	9/2/2011 12:48	0.039	39
312	9/2/2011 12:49	0.029	29
313	9/2/2011 12:50	0.026	26
314	9/2/2011 12:51	0.028	28
315	9/2/2011 12:52	0.024	24
316	9/2/2011 12:53	0.023	23
317	9/2/2011 12:54	0.022	22
318	9/2/2011 12:55	0.026	26
319	9/2/2011 12:56	0.032	32
320	9/2/2011 12:57	0.03	30
321	9/2/2011 12:58	0.028	28
322	9/2/2011 12:59	0.028	28
323	9/2/2011 13:00	0.021	21
324	9/2/2011 13:01	0.079	79
325	9/2/2011 13:02	0.093	93
326	9/2/2011 13:03	0.034	34
327	9/2/2011 13:04	0.028	28
328	9/2/2011 13:05	0.028	28
329	9/2/2011 13:06	0.031	31

330	9/2/2011 13:07	0.032	32
331	9/2/2011 13:08	0.027	27
332	9/2/2011 13:09	0.03	30
333	9/2/2011 13:10	0.032	32
334	9/2/2011 13:11	0.05	50
335	9/2/2011 13:12	0.142	142
336	9/2/2011 13:13	0.103	103
337	9/2/2011 13:14	0.09	90
338	9/2/2011 13:15	0.134	134
339	9/2/2011 13:16	0.136	136
340	9/2/2011 13:17	0.156	156
341	9/2/2011 13:18	0.129	129
342	9/2/2011 13:19	0.149	149
343	9/2/2011 13:20	0.126	126
344	9/2/2011 13:21	0.161	161
345	9/2/2011 13:22	0.158	158
346	9/2/2011 13:23	0.146	146
347	9/2/2011 13:24	0.166	166
348	9/2/2011 13:25	0.185	185
349	9/2/2011 13:26	0.251	251
350	9/2/2011 13:27	0.202	202
351	9/2/2011 13:28	0.192	192
352	9/2/2011 13:29	0.126	126
353	9/2/2011 13:30	0.099	99
354	9/2/2011 13:31	0.094	94
355	9/2/2011 13:32	0.093	93
356	9/2/2011 13:33	0.106	106
357	9/2/2011 13:34	0.099	99
358	9/2/2011 13:35	0.11	110
359	9/2/2011 13:36	0.093	93
360	9/2/2011 13:37	0.08	80
361	9/2/2011 13:38	0.081	81
362	9/2/2011 13:39	0.08	80
363	9/2/2011 13:40	0.072	72
364	9/2/2011 13:41	0.067	67
365	9/2/2011 13:42	0.065	65
366	9/2/2011 13:43	0.06	60
367	9/2/2011 13:44	0.063	63
368	9/2/2011 13:45	0.063	63
369	9/2/2011 13:46	0.059	59
370	9/2/2011 13:47	0.055	55
371	9/2/2011 13:48	0.058	58
372	9/2/2011 13:49	0.052	52
373	9/2/2011 13:50	0.046	46
374	9/2/2011 13:51	0.047	47
375	9/2/2011 13:52	0.045	45
376	9/2/2011 13:53	0.042	42

377	9/2/2011 13:54	0.042	42
378	9/2/2011 13:55	0.042	42
379	9/2/2011 13:56	0.042	42
380	9/2/2011 13:57	0.046	46
381	9/2/2011 13:58	0.048	48
382	9/2/2011 13:59	0.045	45
383	9/2/2011 14:00	0.042	42
384	9/2/2011 14:01	0.038	38
385	9/2/2011 14:02	0.035	35
386	9/2/2011 14:03	0.036	36
387	9/2/2011 14:04	0.032	32
388	9/2/2011 14:05	0.032	32
389	9/2/2011 14:06	0.035	35
390	9/2/2011 14:07	0.039	39
391	9/2/2011 14:08	0.04	40
392	9/2/2011 14:09	0.041	41
393	9/2/2011 14:10	0.042	42
394	9/2/2011 14:11	0.037	37
395	9/2/2011 14:12	0.044	44
396	9/2/2011 14:13	0.044	44
397	9/2/2011 14:14	0.042	42
398	9/2/2011 14:15	0.04	40
399	9/2/2011 14:16	0.039	39
400	9/2/2011 14:17	0.033	33
401	9/2/2011 14:18	0.03	30
402	9/2/2011 14:19	0.033	33
403	9/2/2011 14:20	0.036	36
404	9/2/2011 14:21	0.036	36
405	9/2/2011 14:22	0.029	29
406	9/2/2011 14:23	0.035	35
407	9/2/2011 14:24	0.029	29
408	9/2/2011 14:25	0.038	38
409	9/2/2011 14:26	0.037	37
410	9/2/2011 14:27	0.029	29
411	9/2/2011 14:28	0.028	28
412	9/2/2011 14:29	0.025	25
413	9/2/2011 14:30	0.028	28
414	9/2/2011 14:31	0.023	23
415	9/2/2011 14:32	0.03	30
416	9/2/2011 14:33	0.043	43
417	9/2/2011 14:34	0.061	61
418	9/2/2011 14:35	0.044	44
419	9/2/2011 14:36	0.051	51
420	9/2/2011 14:37	0.06	60
421	9/2/2011 14:38	0.053	53
422	9/2/2011 14:39	0.075	75
423	9/2/2011 14:40	0.07	70

424	9/2/2011 14:41	0.049	49
425	9/2/2011 14:42	0.062	62
426	9/2/2011 14:43	0.053	53
427	9/2/2011 14:44	0.058	58
428	9/2/2011 14:45	0.056	56
429	9/2/2011 14:46	0.051	51
430	9/2/2011 14:47	0.045	45
431	9/2/2011 14:48	0.045	45
432	9/2/2011 14:49	0.045	45
433	9/2/2011 14:50	0.05	50
434	9/2/2011 14:51	0.058	58
435	9/2/2011 14:52	0.07	70
436	9/2/2011 14:53	0.062	62
437	9/2/2011 14:54	0.061	61
438	9/2/2011 14:55	0.053	53
439	9/2/2011 14:56	0.068	68
440	9/2/2011 14:57	0.066	66
441	9/2/2011 14:58	0.076	76
442	9/2/2011 14:59	0.084	84
443	9/2/2011 15:00	0.054	54
444	9/2/2011 15:01	0.077	77
445	9/2/2011 15:02	0.062	62
446	9/2/2011 15:03	0.048	48
447	9/2/2011 15:04	0.047	47
448	9/2/2011 15:05	0.046	46
449	9/2/2011 15:06	0.048	48
450	9/2/2011 15:07	0.043	43
451	9/2/2011 15:08	0.046	46
452	9/2/2011 15:09	0.052	52
453	9/2/2011 15:10	0.048	48
454	9/2/2011 15:11	0.044	44
455	9/2/2011 15:12	0.055	55
456	9/2/2011 15:13	0.042	42
457	9/2/2011 15:14	0.051	51
458	9/2/2011 15:15	0.044	44
459	9/2/2011 15:16	0.038	38
460	9/2/2011 15:17	0.035	35
461	9/2/2011 15:18	0.03	30
462	9/2/2011 15:19	0.032	32
463	9/2/2011 15:20	0.035	35
464	9/2/2011 15:21	0.039	39
465	9/2/2011 15:22	0.043	43
466	9/2/2011 15:23	0.057	57
467	9/2/2011 15:24	0.07	70
468	9/2/2011 15:25	0.043	43
469	9/2/2011 15:26	0.046	46
470	9/2/2011 15:27	0.043	43

471	9/2/2011 15:28	0.042	42
472	9/2/2011 15:29	0.064	64
473	9/2/2011 15:30	0.068	68
474	9/2/2011 15:31	0.055	55
475	9/2/2011 15:32	0.064	64
476	9/2/2011 15:33	0.05	50
477	9/2/2011 15:34	0.04	40

=====
 =====Event #22 information (end)=====

=====
=====Event #23 information (begin)=====

=====
[Event #23 name:]--[Event #23]2011-09-07 07:16<-->2011-09-07 07:23
[Event start time:]--2011-09-07 07:16:23[Event end time:]--2011-09-07 07:23:23

=====
=====Event #23 head information=====

Product Name: MiniRAE 3000 Model Number: PGM-7320 Serial Number: 592-905367
Data Points: 7 Sample Period: 60 s Datalog Mode: Automatic
SITE ID: RAE00000 USER ID: 00000001 Op Mode: Hygiene Mode

=====
Sensor Information : PID(ppb)
Measurement Gas : Isobutene
Calibration Time : 2011-09-02 07:36:00
Drift Value : ---
Low Alarm Levels : 25847
High Alarm Levels : 51694
Span Value : 100000
Correction Factor : 1.00
Over Alarm Levels : 15000000

=====
=====Event #23 data informations=====

LINE#	Date/Time	PID(ppm)	PID(ppb)
1	9/7/2011 7:17	0	0
2	9/7/2011 7:18	0	0
3	9/7/2011 7:19	0	0
4	9/7/2011 7:20	0	0
5	9/7/2011 7:21	0	0
6	9/7/2011 7:22	0	0
7	9/7/2011 7:23	0	0

=====
=====Event #23 information (end)=====

=====
=====Event #24 information (begin)=====

=====
[Event #24 name:]--[Event #24]2011-09-07 07:30<-->2011-09-07 16:05
[Event start time:]--2011-09-07 07:30:25[Event end time:]--2011-09-07 16:05:25

=====
=====Event #24 head information=====

Product Name: MiniRAE 3000 Model Number: PGM-7320 Serial Number: 592-905367
Data Points: 515 Sample Period: 60 s Datalog Mode: Automatic
SITE ID: RAE00000 USER ID: 00000001 Op Mode: Hygiene Mode

=====
Sensor Information : PID(ppb)
Measurement Gas : Isobutene
Calibration Time : 2011-09-07 07:30:00
Drift Value : ---
Low Alarm Levels : 25847
High Alarm Levels : 51694

Span Value : 100000
Correction Factor : 1.00
Over Alarm Levels : 15000000

=====
=====Event #24 data informations=====

LINE#	Date/Time	PID(ppm)	PID(ppb)	
1	9/7/2011 7:31	0.055	55	
2	9/7/2011 7:32	0	0	
3	9/7/2011 7:33	0	0	
4	9/7/2011 7:34	0	0	
5	9/7/2011 7:35	0	0	
6	9/7/2011 7:36	0	0	
7	9/7/2011 7:37	0	0	
8	9/7/2011 7:38	0	0	
9	9/7/2011 7:39	0	0	
10	9/7/2011 7:40	0	0	
11	9/7/2011 7:41	0	0	
12	9/7/2011 7:42	0	0	
13	9/7/2011 7:43	0	0	
14	9/7/2011 7:44	0	0	
15	9/7/2011 7:45	0	0	
16	9/7/2011 7:46	0	0	
17	9/7/2011 7:47	0	0	
18	9/7/2011 7:48	0	0	
19	9/7/2011 7:49	0	0	
20	9/7/2011 7:50	0	0	
21	9/7/2011 7:51	0	0	
22	9/7/2011 7:52	0	0	
23	9/7/2011 7:53	0	0	
24	9/7/2011 7:54	0	0	
25	9/7/2011 7:55	0	0	
26	9/7/2011 7:56	0	0	
27	9/7/2011 7:57	0	0	
28	9/7/2011 7:58	0	0	
29	9/7/2011 7:59	0	0	
30	9/7/2011 8:00	0	0	
31	9/7/2011 8:01	0	0	
32	9/7/2011 8:02	0	0	
33	9/7/2011 8:03	0	0	
34	9/7/2011 8:04	0	0	
35	9/7/2011 8:05	0	0	
36	9/7/2011 8:06	0	0	
37	9/7/2011 8:07	0	0	
38	9/7/2011 8:08	0	0	
39	9/7/2011 8:09	0	0	
40	9/7/2011 8:10	0	0	
41	9/7/2011 8:11	0	0	
42	9/7/2011 8:12	0	0	

43	9/7/2011 8:13	0	0
44	9/7/2011 8:14	0	0
45	9/7/2011 8:15	0	0
46	9/7/2011 8:16	0	0
47	9/7/2011 8:17	0	0
48	9/7/2011 8:18	0	0
49	9/7/2011 8:19	0	0
50	9/7/2011 8:20	0	0
51	9/7/2011 8:21	0	0
52	9/7/2011 8:22	0	0
53	9/7/2011 8:23	0	0
54	9/7/2011 8:24	0	0
55	9/7/2011 8:25	0	0
56	9/7/2011 8:26	0	0
57	9/7/2011 8:27	0	0
58	9/7/2011 8:28	0	0
59	9/7/2011 8:29	0	0
60	9/7/2011 8:30	0	0
61	9/7/2011 8:31	0	0
62	9/7/2011 8:32	0	0
63	9/7/2011 8:33	0	0
64	9/7/2011 8:34	0	0
65	9/7/2011 8:35	0.014	14
66	9/7/2011 8:36	0.014	14
67	9/7/2011 8:37	0.009	9
68	9/7/2011 8:38	0	0
69	9/7/2011 8:39	0.002	2
70	9/7/2011 8:40	0	0
71	9/7/2011 8:41	0	0
72	9/7/2011 8:42	0	0
73	9/7/2011 8:43	0	0
74	9/7/2011 8:44	0	0
75	9/7/2011 8:45	0	0
76	9/7/2011 8:46	0	0
77	9/7/2011 8:47	0	0
78	9/7/2011 8:48	0	0
79	9/7/2011 8:49	0	0
80	9/7/2011 8:50	0	0
81	9/7/2011 8:51	0	0
82	9/7/2011 8:52	0	0
83	9/7/2011 8:53	0	0
84	9/7/2011 8:54	0	0
85	9/7/2011 8:55	0	0
86	9/7/2011 8:56	0	0
87	9/7/2011 8:57	0	0
88	9/7/2011 8:58	0	0
89	9/7/2011 8:59	0	0

90	9/7/2011 9:00	0	0
91	9/7/2011 9:01	0	0
92	9/7/2011 9:02	0	0
93	9/7/2011 9:03	0	0
94	9/7/2011 9:04	0	0
95	9/7/2011 9:05	0	0
96	9/7/2011 9:06	0	0
97	9/7/2011 9:07	0	0
98	9/7/2011 9:08	0	0
99	9/7/2011 9:09	0.001	1
100	9/7/2011 9:10	0	0
101	9/7/2011 9:11	0	0
102	9/7/2011 9:12	0	0
103	9/7/2011 9:13	0	0
104	9/7/2011 9:14	0	0
105	9/7/2011 9:15	0	0
106	9/7/2011 9:16	0	0
107	9/7/2011 9:17	0	0
108	9/7/2011 9:18	0	0
109	9/7/2011 9:19	0	0
110	9/7/2011 9:20	0	0
111	9/7/2011 9:21	0	0
112	9/7/2011 9:22	0	0
113	9/7/2011 9:23	0	0
114	9/7/2011 9:24	0	0
115	9/7/2011 9:25	0	0
116	9/7/2011 9:26	0	0
117	9/7/2011 9:27	0	0
118	9/7/2011 9:28	0	0
119	9/7/2011 9:29	0	0
120	9/7/2011 9:30	0	0
121	9/7/2011 9:31	0	0
122	9/7/2011 9:32	0	0
123	9/7/2011 9:33	0	0
124	9/7/2011 9:34	0	0
125	9/7/2011 9:35	0	0
126	9/7/2011 9:36	0	0
127	9/7/2011 9:37	0.009	9
128	9/7/2011 9:38	0	0
129	9/7/2011 9:39	0	0
130	9/7/2011 9:40	0	0
131	9/7/2011 9:41	0	0
132	9/7/2011 9:42	0	0
133	9/7/2011 9:43	0	0
134	9/7/2011 9:44	0	0
135	9/7/2011 9:45	0	0
136	9/7/2011 9:46	0	0

137	9/7/2011 9:47	0	0
138	9/7/2011 9:48	0	0
139	9/7/2011 9:49	0	0
140	9/7/2011 9:50	0	0
141	9/7/2011 9:51	0	0
142	9/7/2011 9:52	0	0
143	9/7/2011 9:53	0	0
144	9/7/2011 9:54	0	0
145	9/7/2011 9:55	0	0
146	9/7/2011 9:56	0	0
147	9/7/2011 9:57	0	0
148	9/7/2011 9:58	0	0
149	9/7/2011 9:59	0	0
150	9/7/2011 10:00	0	0
151	9/7/2011 10:01	0	0
152	9/7/2011 10:02	0	0
153	9/7/2011 10:03	0	0
154	9/7/2011 10:04	0.001	1
155	9/7/2011 10:05	0	0
156	9/7/2011 10:06	0.004	4
157	9/7/2011 10:07	0	0
158	9/7/2011 10:08	0.001	1
159	9/7/2011 10:09	0.001	1
160	9/7/2011 10:10	0	0
161	9/7/2011 10:11	0.001	1
162	9/7/2011 10:12	0.008	8
163	9/7/2011 10:13	0.017	17
164	9/7/2011 10:14	0.008	8
165	9/7/2011 10:15	0.007	7
166	9/7/2011 10:16	0.005	5
167	9/7/2011 10:17	0.015	15
168	9/7/2011 10:18	0.007	7
169	9/7/2011 10:19	0.009	9
170	9/7/2011 10:20	0.004	4
171	9/7/2011 10:21	0.003	3
172	9/7/2011 10:22	0.005	5
173	9/7/2011 10:23	0.002	2
174	9/7/2011 10:24	0.003	3
175	9/7/2011 10:25	0.003	3
176	9/7/2011 10:26	0.003	3
177	9/7/2011 10:27	0.002	2
178	9/7/2011 10:28	0.001	1
179	9/7/2011 10:29	0.002	2
180	9/7/2011 10:30	0.004	4
181	9/7/2011 10:31	0.005	5
182	9/7/2011 10:32	0.005	5
183	9/7/2011 10:33	0.001	1

184	9/7/2011 10:34	0.006	6
185	9/7/2011 10:35	0.006	6
186	9/7/2011 10:36	0.006	6
187	9/7/2011 10:37	0.003	3
188	9/7/2011 10:38	0.004	4
189	9/7/2011 10:39	0.008	8
190	9/7/2011 10:40	0.005	5
191	9/7/2011 10:41	0.007	7
192	9/7/2011 10:42	0.022	22
193	9/7/2011 10:43	0.01	10
194	9/7/2011 10:44	0.003	3
195	9/7/2011 10:45	0.003	3
196	9/7/2011 10:46	0.006	6
197	9/7/2011 10:47	0.004	4
198	9/7/2011 10:48	0.005	5
199	9/7/2011 10:49	0.007	7
200	9/7/2011 10:50	0.011	11
201	9/7/2011 10:51	0.014	14
202	9/7/2011 10:52	0.014	14
203	9/7/2011 10:53	0.019	19
204	9/7/2011 10:54	0.011	11
205	9/7/2011 10:55	0.008	8
206	9/7/2011 10:56	0.012	12
207	9/7/2011 10:57	0.01	10
208	9/7/2011 10:58	0.007	7
209	9/7/2011 10:59	0.008	8
210	9/7/2011 11:00	0.02	20
211	9/7/2011 11:01	0.012	12
212	9/7/2011 11:02	0.069	69
213	9/7/2011 11:03	0.052	52
214	9/7/2011 11:04	0.039	39
215	9/7/2011 11:05	0.012	12
216	9/7/2011 11:06	0.022	22
217	9/7/2011 11:07	0.011	11
218	9/7/2011 11:08	0.016	16
219	9/7/2011 11:09	0.02	20
220	9/7/2011 11:10	0.019	19
221	9/7/2011 11:11	0.014	14
222	9/7/2011 11:12	0.014	14
223	9/7/2011 11:13	0.02	20
224	9/7/2011 11:14	0.014	14
225	9/7/2011 11:15	0.023	23
226	9/7/2011 11:16	0.026	26
227	9/7/2011 11:17	0.024	24
228	9/7/2011 11:18	0.029	29
229	9/7/2011 11:19	0.019	19
230	9/7/2011 11:20	0.033	33

231	9/7/2011 11:21	0.025	25
232	9/7/2011 11:22	0.019	19
233	9/7/2011 11:23	0.022	22
234	9/7/2011 11:24	0.02	20
235	9/7/2011 11:25	0.023	23
236	9/7/2011 11:26	0.024	24
237	9/7/2011 11:27	0.023	23
238	9/7/2011 11:28	0.019	19
239	9/7/2011 11:29	0.021	21
240	9/7/2011 11:30	0.018	18
241	9/7/2011 11:31	0.02	20
242	9/7/2011 11:32	0.021	21
243	9/7/2011 11:33	0.022	22
244	9/7/2011 11:34	0.022	22
245	9/7/2011 11:35	0.054	54
246	9/7/2011 11:36	0.053	53
247	9/7/2011 11:37	0.068	68
248	9/7/2011 11:38	0.067	67
249	9/7/2011 11:39	0.034	34
250	9/7/2011 11:40	0.063	63
251	9/7/2011 11:41	0.08	80
252	9/7/2011 11:42	0.056	56
253	9/7/2011 11:43	0.059	59
254	9/7/2011 11:44	0.033	33
255	9/7/2011 11:45	0.034	34
256	9/7/2011 11:46	0.031	31
257	9/7/2011 11:47	0.029	29
258	9/7/2011 11:48	0.029	29
259	9/7/2011 11:49	0.034	34
260	9/7/2011 11:50	0.033	33
261	9/7/2011 11:51	0.027	27
262	9/7/2011 11:52	0.034	34
263	9/7/2011 11:53	0.024	24
264	9/7/2011 11:54	0.025	25
265	9/7/2011 11:55	0.027	27
266	9/7/2011 11:56	0.024	24
267	9/7/2011 11:57	0.023	23
268	9/7/2011 11:58	0.027	27
269	9/7/2011 11:59	0.035	35
270	9/7/2011 12:00	0.053	53
271	9/7/2011 12:01	0.032	32
272	9/7/2011 12:02	0.043	43
273	9/7/2011 12:03	0.035	35
274	9/7/2011 12:04	0.036	36
275	9/7/2011 12:05	0.062	62
276	9/7/2011 12:06	0.058	58
277	9/7/2011 12:07	0.04	40

278	9/7/2011 12:08	0.036	36
279	9/7/2011 12:09	0.034	34
280	9/7/2011 12:10	0.03	30
281	9/7/2011 12:11	0.034	34
282	9/7/2011 12:12	0.026	26
283	9/7/2011 12:13	0.026	26
284	9/7/2011 12:14	0.026	26
285	9/7/2011 12:15	0.023	23
286	9/7/2011 12:16	0.992	992
287	9/7/2011 12:17	0.055	55
288	9/7/2011 12:18	0.067	67
289	9/7/2011 12:19	0.085	85
290	9/7/2011 12:20	0.068	68
291	9/7/2011 12:21	0.068	68
292	9/7/2011 12:22	0.05	50
293	9/7/2011 12:23	0.043	43
294	9/7/2011 12:24	0.039	39
295	9/7/2011 12:25	0.06	60
296	9/7/2011 12:26	0.067	67
297	9/7/2011 12:27	0.048	48
298	9/7/2011 12:28	0.044	44
299	9/7/2011 12:29	0.046	46
300	9/7/2011 12:30	0.062	62
301	9/7/2011 12:31	0.057	57
302	9/7/2011 12:32	0.04	40
303	9/7/2011 12:33	0.042	42
304	9/7/2011 12:34	0.058	58
305	9/7/2011 12:35	0.053	53
306	9/7/2011 12:36	0.049	49
307	9/7/2011 12:37	0.046	46
308	9/7/2011 12:38	0.056	56
309	9/7/2011 12:39	0.044	44
310	9/7/2011 12:40	0.046	46
311	9/7/2011 12:41	0.065	65
312	9/7/2011 12:42	0.044	44
313	9/7/2011 12:43	0.043	43
314	9/7/2011 12:44	0.034	34
315	9/7/2011 12:45	0.042	42
316	9/7/2011 12:46	0.072	72
317	9/7/2011 12:47	0.052	52
318	9/7/2011 12:48	0.043	43
319	9/7/2011 12:49	0.048	48
320	9/7/2011 12:50	0.04	40
321	9/7/2011 12:51	0.039	39
322	9/7/2011 12:52	0.032	32
323	9/7/2011 12:53	0.032	32
324	9/7/2011 12:54	0.031	31

325	9/7/2011 12:55	0.03	30
326	9/7/2011 12:56	0.026	26
327	9/7/2011 12:57	0.031	31
328	9/7/2011 12:58	0.028	28
329	9/7/2011 12:59	0.03	30
330	9/7/2011 13:00	0.037	37
331	9/7/2011 13:01	0.029	29
332	9/7/2011 13:02	0.034	34
333	9/7/2011 13:03	0.039	39
334	9/7/2011 13:04	0.114	114
335	9/7/2011 13:05	0.09	90
336	9/7/2011 13:06	0.051	51
337	9/7/2011 13:07	0.085	85
338	9/7/2011 13:08	0.04	40
339	9/7/2011 13:09	0.057	57
340	9/7/2011 13:10	0.063	63
341	9/7/2011 13:11	0.046	46
342	9/7/2011 13:12	0.069	69
343	9/7/2011 13:13	0.157	157
344	9/7/2011 13:14	0.092	92
345	9/7/2011 13:15	0.062	62
346	9/7/2011 13:16	0.048	48
347	9/7/2011 13:17	0.091	91
348	9/7/2011 13:18	0.074	74
349	9/7/2011 13:19	0.045	45
350	9/7/2011 13:20	0.092	92
351	9/7/2011 13:21	0.105	105
352	9/7/2011 13:22	0.079	79
353	9/7/2011 13:23	0.069	69
354	9/7/2011 13:24	0.055	55
355	9/7/2011 13:25	0.067	67
356	9/7/2011 13:26	0.078	78
357	9/7/2011 13:27	0.109	109
358	9/7/2011 13:28	0.099	99
359	9/7/2011 13:29	0.077	77
360	9/7/2011 13:30	0.066	66
361	9/7/2011 13:31	0.086	86
362	9/7/2011 13:32	0.059	59
363	9/7/2011 13:33	0.049	49
364	9/7/2011 13:34	0.054	54
365	9/7/2011 13:35	0.063	63
366	9/7/2011 13:36	0.124	124
367	9/7/2011 13:37	0.091	91
368	9/7/2011 13:38	0.075	75
369	9/7/2011 13:39	0.096	96
370	9/7/2011 13:40	0.111	111
371	9/7/2011 13:41	0.086	86

372	9/7/2011 13:42	0.125	125
373	9/7/2011 13:43	0.125	125
374	9/7/2011 13:44	0.124	124
375	9/7/2011 13:45	0.224	224
376	9/7/2011 13:46	0.239	239
377	9/7/2011 13:47	0.148	148
378	9/7/2011 13:48	0.242	242
379	9/7/2011 13:49	0.224	224
380	9/7/2011 13:50	0.176	176
381	9/7/2011 13:51	0.188	188
382	9/7/2011 13:52	0.243	243
383	9/7/2011 13:53	0.169	169
384	9/7/2011 13:54	0.152	152
385	9/7/2011 13:55	0.264	264
386	9/7/2011 13:56	0.108	108
387	9/7/2011 13:57	0.069	69
388	9/7/2011 13:58	0.093	93
389	9/7/2011 13:59	0.147	147
390	9/7/2011 14:00	0.192	192
391	9/7/2011 14:01	0.084	84
392	9/7/2011 14:02	0.055	55
393	9/7/2011 14:03	0.045	45
394	9/7/2011 14:04	0.056	56
395	9/7/2011 14:05	0.069	69
396	9/7/2011 14:06	0.1	100
397	9/7/2011 14:07	0.087	87
398	9/7/2011 14:08	0.156	156
399	9/7/2011 14:09	0.14	140
400	9/7/2011 14:10	0.159	159
401	9/7/2011 14:11	0.149	149
402	9/7/2011 14:12	0.171	171
403	9/7/2011 14:13	0.1	100
404	9/7/2011 14:14	0.076	76
405	9/7/2011 14:15	0.068	68
406	9/7/2011 14:16	0.063	63
407	9/7/2011 14:17	0.06	60
408	9/7/2011 14:18	0.185	185
409	9/7/2011 14:19	0.145	145
410	9/7/2011 14:20	0.095	95
411	9/7/2011 14:21	0.207	207
412	9/7/2011 14:22	0.116	116
413	9/7/2011 14:23	0.212	212
414	9/7/2011 14:24	0.149	149
415	9/7/2011 14:25	0.093	93
416	9/7/2011 14:26	0.109	109
417	9/7/2011 14:27	0.14	140
418	9/7/2011 14:28	0.089	89

419	9/7/2011 14:29	0.144	144
420	9/7/2011 14:30	0.092	92
421	9/7/2011 14:31	0.174	174
422	9/7/2011 14:32	0.178	178
423	9/7/2011 14:33	0.2	200
424	9/7/2011 14:34	0.128	128
425	9/7/2011 14:35	0.115	115
426	9/7/2011 14:36	0.138	138
427	9/7/2011 14:37	0.087	87
428	9/7/2011 14:38	0.175	175
429	9/7/2011 14:39	0.086	86
430	9/7/2011 14:40	0.087	87
431	9/7/2011 14:41	0.087	87
432	9/7/2011 14:42	0.135	135
433	9/7/2011 14:43	0.079	79
434	9/7/2011 14:44	0.083	83
435	9/7/2011 14:45	0.091	91
436	9/7/2011 14:46	0.076	76
437	9/7/2011 14:47	0.107	107
438	9/7/2011 14:48	0.093	93
439	9/7/2011 14:49	0.131	131
440	9/7/2011 14:50	0.091	91
441	9/7/2011 14:51	0.091	91
442	9/7/2011 14:52	0.098	98
443	9/7/2011 14:53	0.081	81
444	9/7/2011 14:54	0.093	93
445	9/7/2011 14:55	0.061	61
446	9/7/2011 14:56	0.124	124
447	9/7/2011 14:57	0.057	57
448	9/7/2011 14:58	0.078	78
449	9/7/2011 14:59	0.077	77
450	9/7/2011 15:00	0.11	110
451	9/7/2011 15:01	0.062	62
452	9/7/2011 15:02	0.044	44
453	9/7/2011 15:03	0.039	39
454	9/7/2011 15:04	0.038	38
455	9/7/2011 15:05	0.039	39
456	9/7/2011 15:06	0.036	36
457	9/7/2011 15:07	0.034	34
458	9/7/2011 15:08	0.035	35
459	9/7/2011 15:09	0.033	33
460	9/7/2011 15:10	0.028	28
461	9/7/2011 15:11	0.024	24
462	9/7/2011 15:12	0.024	24
463	9/7/2011 15:13	0.031	31
464	9/7/2011 15:14	0.042	42
465	9/7/2011 15:15	0.039	39

466	9/7/2011 15:16	0.035	35
467	9/7/2011 15:17	0.028	28
468	9/7/2011 15:18	0.027	27
469	9/7/2011 15:19	0.021	21
470	9/7/2011 15:20	0.021	21
471	9/7/2011 15:21	0.021	21
472	9/7/2011 15:22	0.036	36
473	9/7/2011 15:23	0.019	19
474	9/7/2011 15:24	0.016	16
475	9/7/2011 15:25	0.016	16
476	9/7/2011 15:26	0.013	13
477	9/7/2011 15:27	0.016	16
478	9/7/2011 15:28	0.012	12
479	9/7/2011 15:29	0.014	14
480	9/7/2011 15:30	0.022	22
481	9/7/2011 15:31	0.026	26
482	9/7/2011 15:32	0.026	26
483	9/7/2011 15:33	0.026	26
484	9/7/2011 15:34	0.029	29
485	9/7/2011 15:35	0.032	32
486	9/7/2011 15:36	0.03	30
487	9/7/2011 15:37	0.027	27
488	9/7/2011 15:38	0.029	29
489	9/7/2011 15:39	0.023	23
490	9/7/2011 15:40	0.021	21
491	9/7/2011 15:41	0.022	22
492	9/7/2011 15:42	0.027	27
493	9/7/2011 15:43	0.025	25
494	9/7/2011 15:44	0.025	25
495	9/7/2011 15:45	0.025	25
496	9/7/2011 15:46	0.026	26
497	9/7/2011 15:47	0.026	26
498	9/7/2011 15:48	0.024	24
499	9/7/2011 15:49	0.024	24
500	9/7/2011 15:50	0.021	21
501	9/7/2011 15:51	0.021	21
502	9/7/2011 15:52	0.025	25
503	9/7/2011 15:53	0.029	29
504	9/7/2011 15:54	0.03	30
505	9/7/2011 15:55	0.033	33
506	9/7/2011 15:56	0.026	26
507	9/7/2011 15:57	0.023	23
508	9/7/2011 15:58	0.027	27
509	9/7/2011 15:59	0.035	35
510	9/7/2011 16:00	0.033	33
511	9/7/2011 16:01	0.031	31
512	9/7/2011 16:02	0.028	28

513	9/7/2011 16:03	0.023	23
514	9/7/2011 16:04	0.023	23
515	9/7/2011 16:05	0.023	23

=====Event #24 information (end)=====

=====
=====Event #1 information (begin)=====

=====
[Event #1 name:]--[Event #1]2011-09-08 08:20<-->2011-09-08 16:37
[Event start time:]--2011-09-08 08:20:16[Event end time:]--2011-09-08 16:37:16

=====
=====Event #1 head information=====

Product Name: MiniRAE 3000 Model Number: PGM-7320 Serial Number: 592-905367
Data Points: 497 Sample Period: 60 s Datalog Mode: Automatic
SITE ID: RAE00000 USER ID: 00000001 Op Mode: Hygiene Mode

=====
Sensor Information : PID(ppb)
Measurement Gas : Isobutene
Calibration Time : 2011-09-08 08:16:00
Drift Value : ---
Low Alarm Levels : 25847
High Alarm Levels : 51694
Span Value : 100000
Correction Factor : 1.00
Over Alarm Levels : 15000000

=====
=====Event #1 data informations=====

LINE#	Date/Time	PID(ppm)	PID(ppb)
1	9/8/2011 8:21	39.295	39295
2	9/8/2011 8:22	30.838	30838
3	9/8/2011 8:23	0.155	155
4	9/8/2011 8:24	0.166	166
5	9/8/2011 8:25	0.189	189
6	9/8/2011 8:26	0.236	236
7	9/8/2011 8:27	0.268	268
8	9/8/2011 8:28	0.252	252
9	9/8/2011 8:29	0.276	276
10	9/8/2011 8:30	0.31	310
11	9/8/2011 8:31	0.295	295
12	9/8/2011 8:32	0.34	340
13	9/8/2011 8:33	0.453	453
14	9/8/2011 8:34	0.468	468
15	9/8/2011 8:35	0.379	379
16	9/8/2011 8:36	0.373	373
17	9/8/2011 8:37	0.388	388
18	9/8/2011 8:38	0.386	386
19	9/8/2011 8:39	0.392	392
20	9/8/2011 8:40	0.397	397
21	9/8/2011 8:41	0.428	428
22	9/8/2011 8:42	0.446	446
23	9/8/2011 8:43	0.451	451
24	9/8/2011 8:44	0.46	460
25	9/8/2011 8:45	0.479	479
26	9/8/2011 8:46	0.471	471

27	9/8/2011 8:47	0.485	485
28	9/8/2011 8:48	0.499	499
29	9/8/2011 8:49	0.506	506
30	9/8/2011 8:50	0.516	516
31	9/8/2011 8:51	0.53	530
32	9/8/2011 8:52	0.534	534
33	9/8/2011 8:53	0.55	550
34	9/8/2011 8:54	0.558	558
35	9/8/2011 8:55	0.551	551
36	9/8/2011 8:56	0.563	563
37	9/8/2011 8:57	0.573	573
38	9/8/2011 8:58	0.582	582
39	9/8/2011 8:59	0.696	696
40	9/8/2011 9:00	0.62	620
41	9/8/2011 9:01	0.623	623
42	9/8/2011 9:02	0.61	610
43	9/8/2011 9:03	0.601	601
44	9/8/2011 9:04	0.595	595
45	9/8/2011 9:05	0.594	594
46	9/8/2011 9:06	0.595	595
47	9/8/2011 9:07	0.601	601
48	9/8/2011 9:08	0.607	607
49	9/8/2011 9:09	0.613	613
50	9/8/2011 9:10	0.611	611
51	9/8/2011 9:11	0.612	612
52	9/8/2011 9:12	0.613	613
53	9/8/2011 9:13	0.614	614
54	9/8/2011 9:14	0.633	633
55	9/8/2011 9:15	0.657	657
56	9/8/2011 9:16	0.624	624
57	9/8/2011 9:17	0.661	661
58	9/8/2011 9:18	0.669	669
59	9/8/2011 9:19	0.677	677
60	9/8/2011 9:20	0.669	669
61	9/8/2011 9:21	0.655	655
62	9/8/2011 9:22	0.653	653
63	9/8/2011 9:23	0.663	663
64	9/8/2011 9:24	0.664	664
65	9/8/2011 9:25	0.669	669
66	9/8/2011 9:26	0.664	664
67	9/8/2011 9:27	0.676	676
68	9/8/2011 9:28	0.681	681
69	9/8/2011 9:29	0.689	689
70	9/8/2011 9:30	0.692	692
71	9/8/2011 9:31	0.684	684
72	9/8/2011 9:32	0.681	681
73	9/8/2011 9:33	0.678	678

74	9/8/2011 9:34	0.699	699
75	9/8/2011 9:35	0.702	702
76	9/8/2011 9:36	0.698	698
77	9/8/2011 9:37	0.699	699
78	9/8/2011 9:38	0.719	719
79	9/8/2011 9:39	0.728	728
80	9/8/2011 9:40	0.715	715
81	9/8/2011 9:41	0.709	709
82	9/8/2011 9:42	0.701	701
83	9/8/2011 9:43	0.703	703
84	9/8/2011 9:44	0.703	703
85	9/8/2011 9:45	0.713	713
86	9/8/2011 9:46	0.716	716
87	9/8/2011 9:47	0.703	703
88	9/8/2011 9:48	0.707	707
89	9/8/2011 9:49	0.706	706
90	9/8/2011 9:50	0.712	712
91	9/8/2011 9:51	0.714	714
92	9/8/2011 9:52	0.72	720
93	9/8/2011 9:53	0.725	725
94	9/8/2011 9:54	0.72	720
95	9/8/2011 9:55	0.719	719
96	9/8/2011 9:56	0.712	712
97	9/8/2011 9:57	0.708	708
98	9/8/2011 9:58	0.716	716
99	9/8/2011 9:59	0.73	730
100	9/8/2011 10:00	0.732	732
101	9/8/2011 10:01	0.742	742
102	9/8/2011 10:02	0.755	755
103	9/8/2011 10:03	0.74	740
104	9/8/2011 10:04	0.732	732
105	9/8/2011 10:05	0.734	734
106	9/8/2011 10:06	0.741	741
107	9/8/2011 10:07	0.742	742
108	9/8/2011 10:08	0.735	735
109	9/8/2011 10:09	0.735	735
110	9/8/2011 10:10	0.735	735
111	9/8/2011 10:11	0.738	738
112	9/8/2011 10:12	0.747	747
113	9/8/2011 10:13	0.744	744
114	9/8/2011 10:14	0.753	753
115	9/8/2011 10:15	0.76	760
116	9/8/2011 10:16	0.765	765
117	9/8/2011 10:17	0.759	759
118	9/8/2011 10:18	0.76	760
119	9/8/2011 10:19	0.761	761
120	9/8/2011 10:20	0.767	767

121	9/8/2011 10:21	0.783	783
122	9/8/2011 10:22	0.838	838
123	9/8/2011 10:23	0.895	895
124	9/8/2011 10:24	0.915	915
125	9/8/2011 10:25	0.897	897
126	9/8/2011 10:26	0.836	836
127	9/8/2011 10:27	0.831	831
128	9/8/2011 10:28	0.817	817
129	9/8/2011 10:29	0.807	807
130	9/8/2011 10:30	0.798	798
131	9/8/2011 10:31	0.795	795
132	9/8/2011 10:32	0.788	788
133	9/8/2011 10:33	0.796	796
134	9/8/2011 10:34	0.857	857
135	9/8/2011 10:35	0.876	876
136	9/8/2011 10:36	0.81	810
137	9/8/2011 10:37	0.873	873
138	9/8/2011 10:38	0.834	834
139	9/8/2011 10:39	0.819	819
140	9/8/2011 10:40	0.843	843
141	9/8/2011 10:41	0.885	885
142	9/8/2011 10:42	0.822	822
143	9/8/2011 10:43	0.852	852
144	9/8/2011 10:44	0.817	817
145	9/8/2011 10:45	0.81	810
146	9/8/2011 10:46	0.854	854
147	9/8/2011 10:47	0.86	860
148	9/8/2011 10:48	0.848	848
149	9/8/2011 10:49	0.879	879
150	9/8/2011 10:50	0.873	873
151	9/8/2011 10:51	0.874	874
152	9/8/2011 10:52	0.842	842
153	9/8/2011 10:53	0.859	859
154	9/8/2011 10:54	0.831	831
155	9/8/2011 10:55	0.825	825
156	9/8/2011 10:56	0.822	822
157	9/8/2011 10:57	0.859	859
158	9/8/2011 10:58	0.865	865
159	9/8/2011 10:59	0.848	848
160	9/8/2011 11:00	0.843	843
161	9/8/2011 11:01	0.845	845
162	9/8/2011 11:02	0.838	838
163	9/8/2011 11:03	0.852	852
164	9/8/2011 11:04	0.846	846
165	9/8/2011 11:05	0.843	843
166	9/8/2011 11:06	0.846	846
167	9/8/2011 11:07	0.84	840

168	9/8/2011 11:08	0.836	836
169	9/8/2011 11:09	0.842	842
170	9/8/2011 11:10	0.847	847
171	9/8/2011 11:11	0.852	852
172	9/8/2011 11:12	0.878	878
173	9/8/2011 11:13	0.844	844
174	9/8/2011 11:14	0.836	836
175	9/8/2011 11:15	0.837	837
176	9/8/2011 11:16	0.849	849
177	9/8/2011 11:17	0.868	868
178	9/8/2011 11:18	0.956	956
179	9/8/2011 11:19	0.918	918
180	9/8/2011 11:20	0.884	884
181	9/8/2011 11:21	0.875	875
182	9/8/2011 11:22	0.885	885
183	9/8/2011 11:23	0.895	895
184	9/8/2011 11:24	0.988	988
185	9/8/2011 11:25	0.938	938
186	9/8/2011 11:26	1.034	1034
187	9/8/2011 11:27	0.987	987
188	9/8/2011 11:28	1.07	1070
189	9/8/2011 11:29	0.986	986
190	9/8/2011 11:30	0.966	966
191	9/8/2011 11:31	0.95	950
192	9/8/2011 11:32	0.957	957
193	9/8/2011 11:33	0.963	963
194	9/8/2011 11:34	0.959	959
195	9/8/2011 11:35	0.956	956
196	9/8/2011 11:36	0.958	958
197	9/8/2011 11:37	0.957	957
198	9/8/2011 11:38	0.979	979
199	9/8/2011 11:39	0.985	985
200	9/8/2011 11:40	0.982	982
201	9/8/2011 11:41	1.018	1018
202	9/8/2011 11:42	1.005	1005
203	9/8/2011 11:43	1.049	1049
204	9/8/2011 11:44	1.07	1070
205	9/8/2011 11:45	1.07	1070
206	9/8/2011 11:46	1.048	1048
207	9/8/2011 11:47	1.072	1072
208	9/8/2011 11:48	1.028	1028
209	9/8/2011 11:49	1.018	1018
210	9/8/2011 11:50	1.019	1019
211	9/8/2011 11:51	1.007	1007
212	9/8/2011 11:52	0.983	983
213	9/8/2011 11:53	0.972	972
214	9/8/2011 11:54	0.97	970

215	9/8/2011 11:55	1.032	1032
216	9/8/2011 11:56	1.013	1013
217	9/8/2011 11:57	1.006	1006
218	9/8/2011 11:58	1.059	1059
219	9/8/2011 11:59	1.029	1029
220	9/8/2011 12:00	1.025	1025
221	9/8/2011 12:01	1.04	1040
222	9/8/2011 12:02	1.078	1078
223	9/8/2011 12:03	1.066	1066
224	9/8/2011 12:04	1.055	1055
225	9/8/2011 12:05	1.022	1022
226	9/8/2011 12:06	1.062	1062
227	9/8/2011 12:07	1.136	1136
228	9/8/2011 12:08	1.178	1178
229	9/8/2011 12:09	1.126	1126
230	9/8/2011 12:10	1.084	1084
231	9/8/2011 12:11	1.056	1056
232	9/8/2011 12:12	1.056	1056
233	9/8/2011 12:13	1.045	1045
234	9/8/2011 12:14	1.021	1021
235	9/8/2011 12:15	1.059	1059
236	9/8/2011 12:16	1.086	1086
237	9/8/2011 12:17	1.108	1108
238	9/8/2011 12:18	1.054	1054
239	9/8/2011 12:19	1.08	1080
240	9/8/2011 12:20	1.081	1081
241	9/8/2011 12:21	1.07	1070
242	9/8/2011 12:22	1.086	1086
243	9/8/2011 12:23	1.091	1091
244	9/8/2011 12:24	1.06	1060
245	9/8/2011 12:25	1.04	1040
246	9/8/2011 12:26	1.041	1041
247	9/8/2011 12:27	1.036	1036
248	9/8/2011 12:28	1.039	1039
249	9/8/2011 12:29	1.047	1047
250	9/8/2011 12:30	1.059	1059
251	9/8/2011 12:31	1.048	1048
252	9/8/2011 12:32	1.021	1021
253	9/8/2011 12:33	1.007	1007
254	9/8/2011 12:34	1.034	1034
255	9/8/2011 12:35	1.005	1005
256	9/8/2011 12:36	1.007	1007
257	9/8/2011 12:37	0.999	999
258	9/8/2011 12:38	1.001	1001
259	9/8/2011 12:39	1.017	1017
260	9/8/2011 12:40	0.979	979
261	9/8/2011 12:41	0.981	981

262	9/8/2011 12:42	0.983	983
263	9/8/2011 12:43	0.991	991
264	9/8/2011 12:44	0.982	982
265	9/8/2011 12:45	1.028	1028
266	9/8/2011 12:46	1.053	1053
267	9/8/2011 12:47	1.037	1037
268	9/8/2011 12:48	0.995	995
269	9/8/2011 12:49	1.017	1017
270	9/8/2011 12:50	1.069	1069
271	9/8/2011 12:51	1.012	1012
272	9/8/2011 12:52	0.99	990
273	9/8/2011 12:53	1.038	1038
274	9/8/2011 12:54	1.02	1020
275	9/8/2011 12:55	1.075	1075
276	9/8/2011 12:56	0.995	995
277	9/8/2011 12:57	1.006	1006
278	9/8/2011 12:58	1.085	1085
279	9/8/2011 12:59	1.126	1126
280	9/8/2011 13:00	1.023	1023
281	9/8/2011 13:01	1.018	1018
282	9/8/2011 13:02	1.097	1097
283	9/8/2011 13:03	1.009	1009
284	9/8/2011 13:04	1.017	1017
285	9/8/2011 13:05	1.029	1029
286	9/8/2011 13:06	1.127	1127
287	9/8/2011 13:07	1.177	1177
288	9/8/2011 13:08	1.095	1095
289	9/8/2011 13:09	1.091	1091
290	9/8/2011 13:10	1.181	1181
291	9/8/2011 13:11	1.063	1063
292	9/8/2011 13:12	1.11	1110
293	9/8/2011 13:13	1.025	1025
294	9/8/2011 13:14	0.95	950
295	9/8/2011 13:15	0.984	984
296	9/8/2011 13:16	0.973	973
297	9/8/2011 13:17	0.949	949
298	9/8/2011 13:18	0.913	913
299	9/8/2011 13:19	0.894	894
300	9/8/2011 13:20	0.904	904
301	9/8/2011 13:21	0.928	928
302	9/8/2011 13:22	0.892	892
303	9/8/2011 13:23	0.886	886
304	9/8/2011 13:24	0.884	884
305	9/8/2011 13:25	0.889	889
306	9/8/2011 13:26	0.857	857
307	9/8/2011 13:27	0.877	877
308	9/8/2011 13:28	0.873	873

309	9/8/2011 13:29	0.887	887
310	9/8/2011 13:30	0.868	868
311	9/8/2011 13:31	0.834	834
312	9/8/2011 13:32	0.822	822
313	9/8/2011 13:33	0.82	820
314	9/8/2011 13:34	0.821	821
315	9/8/2011 13:35	0.817	817
316	9/8/2011 13:36	0.815	815
317	9/8/2011 13:37	0.811	811
318	9/8/2011 13:38	0.811	811
319	9/8/2011 13:39	0.805	805
320	9/8/2011 13:40	0.803	803
321	9/8/2011 13:41	0.824	824
322	9/8/2011 13:42	0.811	811
323	9/8/2011 13:43	0.814	814
324	9/8/2011 13:44	0.813	813
325	9/8/2011 13:45	0.794	794
326	9/8/2011 13:46	0.794	794
327	9/8/2011 13:47	0.79	790
328	9/8/2011 13:48	0.799	799
329	9/8/2011 13:49	0.793	793
330	9/8/2011 13:50	0.801	801
331	9/8/2011 13:51	0.785	785
332	9/8/2011 13:52	0.786	786
333	9/8/2011 13:53	0.779	779
334	9/8/2011 13:54	0.766	766
335	9/8/2011 13:55	0.762	762
336	9/8/2011 13:56	0.757	757
337	9/8/2011 13:57	0.756	756
338	9/8/2011 13:58	0.75	750
339	9/8/2011 13:59	0.746	746
340	9/8/2011 14:00	0.758	758
341	9/8/2011 14:01	0.739	739
342	9/8/2011 14:02	0.764	764
343	9/8/2011 14:03	0.744	744
344	9/8/2011 14:04	0.76	760
345	9/8/2011 14:05	0.743	743
346	9/8/2011 14:06	0.739	739
347	9/8/2011 14:07	0.79	790
348	9/8/2011 14:08	0.802	802
349	9/8/2011 14:09	0.799	799
350	9/8/2011 14:10	0.748	748
351	9/8/2011 14:11	0.774	774
352	9/8/2011 14:12	0.82	820
353	9/8/2011 14:13	0.809	809
354	9/8/2011 14:14	0.778	778
355	9/8/2011 14:15	0.851	851

356	9/8/2011 14:16	0.757	757
357	9/8/2011 14:17	0.733	733
358	9/8/2011 14:18	0.741	741
359	9/8/2011 14:19	0.73	730
360	9/8/2011 14:20	0.745	745
361	9/8/2011 14:21	0.745	745
362	9/8/2011 14:22	0.739	739
363	9/8/2011 14:23	0.747	747
364	9/8/2011 14:24	0.804	804
365	9/8/2011 14:25	0.759	759
366	9/8/2011 14:26	0.761	761
367	9/8/2011 14:27	0.787	787
368	9/8/2011 14:28	0.866	866
369	9/8/2011 14:29	0.935	935
370	9/8/2011 14:30	0.904	904
371	9/8/2011 14:31	0.904	904
372	9/8/2011 14:32	0.917	917
373	9/8/2011 14:33	0.934	934
374	9/8/2011 14:34	0.929	929
375	9/8/2011 14:35	0.894	894
376	9/8/2011 14:36	0.899	899
377	9/8/2011 14:37	0.897	897
378	9/8/2011 14:38	0.891	891
379	9/8/2011 14:39	0.904	904
380	9/8/2011 14:40	0.903	903
381	9/8/2011 14:41	0.902	902
382	9/8/2011 14:42	0.911	911
383	9/8/2011 14:43	0.91	910
384	9/8/2011 14:44	0.937	937
385	9/8/2011 14:45	0.908	908
386	9/8/2011 14:46	0.972	972
387	9/8/2011 14:47	0.984	984
388	9/8/2011 14:48	0.938	938
389	9/8/2011 14:49	0.948	948
390	9/8/2011 14:50	0.931	931
391	9/8/2011 14:51	0.911	911
392	9/8/2011 14:52	0.915	915
393	9/8/2011 14:53	0.93	930
394	9/8/2011 14:54	0.902	902
395	9/8/2011 14:55	0.905	905
396	9/8/2011 14:56	0.901	901
397	9/8/2011 14:57	0.89	890
398	9/8/2011 14:58	0.88	880
399	9/8/2011 14:59	0.889	889
400	9/8/2011 15:00	0.902	902
401	9/8/2011 15:01	0.907	907
402	9/8/2011 15:02	0.939	939

403	9/8/2011 15:03	0.966	966
404	9/8/2011 15:04	0.938	938
405	9/8/2011 15:05	0.958	958
406	9/8/2011 15:06	0.952	952
407	9/8/2011 15:07	0.974	974
408	9/8/2011 15:08	0.977	977
409	9/8/2011 15:09	0.96	960
410	9/8/2011 15:10	0.986	986
411	9/8/2011 15:11	1.014	1014
412	9/8/2011 15:12	1.016	1016
413	9/8/2011 15:13	1.016	1016
414	9/8/2011 15:14	1.087	1087
415	9/8/2011 15:15	1.056	1056
416	9/8/2011 15:16	1.074	1074
417	9/8/2011 15:17	1.088	1088
418	9/8/2011 15:18	1.044	1044
419	9/8/2011 15:19	1.134	1134
420	9/8/2011 15:20	1.116	1116
421	9/8/2011 15:21	1.114	1114
422	9/8/2011 15:22	1.179	1179
423	9/8/2011 15:23	1.114	1114
424	9/8/2011 15:24	1.149	1149
425	9/8/2011 15:25	1.16	1160
426	9/8/2011 15:26	1.111	1111
427	9/8/2011 15:27	1.144	1144
428	9/8/2011 15:28	1.298	1298
429	9/8/2011 15:29	1.269	1269
430	9/8/2011 15:30	1.108	1108
431	9/8/2011 15:31	1.065	1065
432	9/8/2011 15:32	1.118	1118
433	9/8/2011 15:33	1.138	1138
434	9/8/2011 15:34	1.062	1062
435	9/8/2011 15:35	1.038	1038
436	9/8/2011 15:36	1.044	1044
437	9/8/2011 15:37	1.169	1169
438	9/8/2011 15:38	1.285	1285
439	9/8/2011 15:39	1.195	1195
440	9/8/2011 15:40	1.18	1180
441	9/8/2011 15:41	1.161	1161
442	9/8/2011 15:42	1.499	1499
443	9/8/2011 15:43	1.519	1519
444	9/8/2011 15:44	1.654	1654
445	9/8/2011 15:45	1.585	1585
446	9/8/2011 15:46	1.73	1730
447	9/8/2011 15:47	1.555	1555
448	9/8/2011 15:48	1.519	1519
449	9/8/2011 15:49	1.756	1756

450	9/8/2011 15:50	1.655	1655
451	9/8/2011 15:51	1.606	1606
452	9/8/2011 15:52	1.453	1453
453	9/8/2011 15:53	1.949	1949
454	9/8/2011 15:54	2.209	2209
455	9/8/2011 15:55	1.658	1658
456	9/8/2011 15:56	1.443	1443
457	9/8/2011 15:57	1.38	1380
458	9/8/2011 15:58	1.363	1363
459	9/8/2011 15:59	1.306	1306
460	9/8/2011 16:00	1.314	1314
461	9/8/2011 16:01	1.838	1838
462	9/8/2011 16:02	1.369	1369
463	9/8/2011 16:03	1.41	1410
464	9/8/2011 16:04	1.359	1359
465	9/8/2011 16:05	1.38	1380
466	9/8/2011 16:06	1.379	1379
467	9/8/2011 16:07	1.306	1306
468	9/8/2011 16:08	1.26	1260
469	9/8/2011 16:09	1.25	1250
470	9/8/2011 16:10	1.295	1295
471	9/8/2011 16:11	1.286	1286
472	9/8/2011 16:12	1.314	1314
473	9/8/2011 16:13	1.298	1298
474	9/8/2011 16:14	1.331	1331
475	9/8/2011 16:15	1.301	1301
476	9/8/2011 16:16	1.249	1249
477	9/8/2011 16:17	1.22	1220
478	9/8/2011 16:18	1.214	1214
479	9/8/2011 16:19	1.181	1181
480	9/8/2011 16:20	1.161	1161
481	9/8/2011 16:21	1.149	1149
482	9/8/2011 16:22	1.13	1130
483	9/8/2011 16:23	1.142	1142
484	9/8/2011 16:24	1.167	1167
485	9/8/2011 16:25	1.19	1190
486	9/8/2011 16:26	1.246	1246
487	9/8/2011 16:27	1.176	1176
488	9/8/2011 16:28	1.143	1143
489	9/8/2011 16:29	1.127	1127
490	9/8/2011 16:30	1.134	1134
491	9/8/2011 16:31	1.104	1104
492	9/8/2011 16:32	1.114	1114
493	9/8/2011 16:33	1.117	1117
494	9/8/2011 16:34	1.11	1110
495	9/8/2011 16:35	1.11	1110
496	9/8/2011 16:36	1.095	1095

497 9/8/2011 16:37 1.071 1071
=====Event #1 information (end)=====

=====
=====Event #4 information (begin)=====

=====
[Event #4 name:]--[Event #4]2011-09-09 07:28<-->2011-09-09 14:20
[Event start time:]--2011-09-09 07:28:57[Event end time:]--2011-09-09 14:20:57

=====
=====Event #4 head information=====

Product Name: MiniRAE 3000 Model Number: PGM-7320 Serial Number: 592-905367
Data Points: 412 Sample Period: 60 s Datalog Mode: Automatic
SITE ID: RAE00000 USER ID: 00000001 Op Mode: Hygiene Mode

=====
Sensor Information : PID(ppb)
Measurement Gas : Isobutene
Calibration Time : 2011-09-09 07:28:00
Drift Value : ---
Low Alarm Levels : 25847
High Alarm Levels : 51694
Span Value : 100000
Correction Factor : 1.00
Over Alarm Levels : 15000000

=====
=====Event #4 data informations=====

LINE#	Date/Time	PID(ppm)	PID(ppb)
1	9/9/2011 7:29	0.50	496
2	9/9/2011 7:30	0.01	5
3	9/9/2011 7:31	0.00	0
4	9/9/2011 7:32	0.00	0
5	9/9/2011 7:33	0.00	0
6	9/9/2011 7:34	0.00	0
7	9/9/2011 7:35	0.00	0
8	9/9/2011 7:36	0.00	0
9	9/9/2011 7:37	0.00	0
10	9/9/2011 7:38	0.06	55
11	9/9/2011 7:39	16.16	16161
12	9/9/2011 7:40	0.00	0
13	9/9/2011 7:41	0.00	0
14	9/9/2011 7:42	0.00	4
15	9/9/2011 7:43	0.02	17
16	9/9/2011 7:44	0.00	0
17	9/9/2011 7:45	0.01	5
18	9/9/2011 7:46	0.01	10
19	9/9/2011 7:47	0.00	3
20	9/9/2011 7:48	0.00	0
21	9/9/2011 7:49	0.00	0
22	9/9/2011 7:50	0.00	0
23	9/9/2011 7:51	0.00	0
24	9/9/2011 7:52	0.00	0
25	9/9/2011 7:53	0.00	0
26	9/9/2011 7:54	0.00	0

27	9/9/2011 7:55	0.00	0
28	9/9/2011 7:56	0.00	0
29	9/9/2011 7:57	0.00	0
30	9/9/2011 7:58	0.00	0
31	9/9/2011 7:59	0.00	2
32	9/9/2011 8:00	0.00	0
33	9/9/2011 8:01	0.00	0
34	9/9/2011 8:02	0.00	0
35	9/9/2011 8:03	0.00	0
36	9/9/2011 8:04	0.00	4
37	9/9/2011 8:05	0.01	6
38	9/9/2011 8:06	0.00	1
39	9/9/2011 8:07	0.00	1
40	9/9/2011 8:08	0.01	12
41	9/9/2011 8:09	0.01	9
42	9/9/2011 8:10	0.00	4
43	9/9/2011 8:11	0.00	1
44	9/9/2011 8:12	0.00	0
45	9/9/2011 8:13	0.00	0
46	9/9/2011 8:14	0.00	1
47	9/9/2011 8:15	0.02	22
48	9/9/2011 8:16	0.02	23
49	9/9/2011 8:17	0.02	24
50	9/9/2011 8:18	0.03	25
51	9/9/2011 8:19	0.01	7
52	9/9/2011 8:20	0.01	6
53	9/9/2011 8:21	0.01	10
54	9/9/2011 8:22	0.01	9
55	9/9/2011 8:23	0.01	9
56	9/9/2011 8:24	0.01	8
57	9/9/2011 8:25	0.01	10
58	9/9/2011 8:26	0.01	13
59	9/9/2011 8:27	0.01	14
60	9/9/2011 8:28	0.01	10
61	9/9/2011 8:29	0.01	13
62	9/9/2011 8:30	0.01	14
63	9/9/2011 8:31	0.02	24
64	9/9/2011 8:32	0.02	19
65	9/9/2011 8:33	0.02	22
66	9/9/2011 8:34	0.02	23
67	9/9/2011 8:35	0.02	21
68	9/9/2011 8:36	0.03	30
69	9/9/2011 8:37	0.03	27
70	9/9/2011 8:38	0.03	32
71	9/9/2011 8:39	0.03	27
72	9/9/2011 8:40	0.03	26
73	9/9/2011 8:41	0.05	47

74	9/9/2011 8:42	0.06	62
75	9/9/2011 8:43	0.07	65
76	9/9/2011 8:44	0.08	76
77	9/9/2011 8:45	0.07	65
78	9/9/2011 8:46	0.07	72
79	9/9/2011 8:47	0.08	80
80	9/9/2011 8:48	0.08	78
81	9/9/2011 8:49	0.09	87
82	9/9/2011 8:50	0.09	86
83	9/9/2011 8:51	0.08	84
84	9/9/2011 8:52	0.06	63
85	9/9/2011 8:53	0.07	68
86	9/9/2011 8:54	0.06	60
87	9/9/2011 8:55	0.06	63
88	9/9/2011 8:56	0.06	55
89	9/9/2011 8:57	0.06	57
90	9/9/2011 8:58	0.06	59
91	9/9/2011 8:59	0.06	56
92	9/9/2011 9:00	0.05	52
93	9/9/2011 9:01	0.05	51
94	9/9/2011 9:02	0.06	55
95	9/9/2011 9:03	0.06	63
96	9/9/2011 9:04	0.07	67
97	9/9/2011 9:05	0.08	76
98	9/9/2011 9:06	0.09	86
99	9/9/2011 9:07	0.08	82
100	9/9/2011 9:08	0.08	79
101	9/9/2011 9:09	0.07	70
102	9/9/2011 9:10	0.07	65
103	9/9/2011 9:11	0.07	69
104	9/9/2011 9:12	0.08	77
105	9/9/2011 9:13	0.08	80
106	9/9/2011 9:14	0.07	72
107	9/9/2011 9:15	0.07	71
108	9/9/2011 9:16	0.07	73
109	9/9/2011 9:17	0.08	78
110	9/9/2011 9:18	0.09	92
111	9/9/2011 9:19	0.10	97
112	9/9/2011 9:20	0.08	81
113	9/9/2011 9:21	0.08	79
114	9/9/2011 9:22	0.08	79
115	9/9/2011 9:23	0.08	80
116	9/9/2011 9:24	0.09	89
117	9/9/2011 9:25	0.09	89
118	9/9/2011 9:26	0.09	89
119	9/9/2011 9:27	0.09	93
120	9/9/2011 9:28	0.09	88

121	9/9/2011 9:29	0.09	94
122	9/9/2011 9:30	0.09	93
123	9/9/2011 9:31	0.09	92
124	9/9/2011 9:32	0.09	93
125	9/9/2011 9:33	0.10	102
126	9/9/2011 9:34	0.12	119
127	9/9/2011 9:35	0.10	104
128	9/9/2011 9:36	0.09	91
129	9/9/2011 9:37	0.09	92
130	9/9/2011 9:38	0.11	113
131	9/9/2011 9:39	0.15	152
132	9/9/2011 9:40	0.18	179
133	9/9/2011 9:41	0.17	170
134	9/9/2011 9:42	0.14	139
135	9/9/2011 9:43	0.15	150
136	9/9/2011 9:44	0.14	141
137	9/9/2011 9:45	0.13	132
138	9/9/2011 9:46	0.15	146
139	9/9/2011 9:47	0.14	143
140	9/9/2011 9:48	0.13	134
141	9/9/2011 9:49	0.13	132
142	9/9/2011 9:50	0.12	119
143	9/9/2011 9:51	0.12	116
144	9/9/2011 9:52	0.12	115
145	9/9/2011 9:53	0.12	117
146	9/9/2011 9:54	0.11	114
147	9/9/2011 9:55	0.12	115
148	9/9/2011 9:56	0.12	122
149	9/9/2011 9:57	0.13	129
150	9/9/2011 9:58	0.13	133
151	9/9/2011 9:59	0.13	133
152	9/9/2011 10:00	0.12	122
153	9/9/2011 10:01	0.12	120
154	9/9/2011 10:02	0.12	121
155	9/9/2011 10:03	0.11	114
156	9/9/2011 10:04	0.11	113
157	9/9/2011 10:05	0.11	114
158	9/9/2011 10:06	0.13	126
159	9/9/2011 10:07	0.14	139
160	9/9/2011 10:08	0.15	153
161	9/9/2011 10:09	0.13	130
162	9/9/2011 10:10	0.13	134
163	9/9/2011 10:11	0.14	139
164	9/9/2011 10:12	0.15	149
165	9/9/2011 10:13	0.16	156
166	9/9/2011 10:14	0.16	156
167	9/9/2011 10:15	0.17	167

168	9/9/2011 10:16	0.15	153
169	9/9/2011 10:17	0.13	134
170	9/9/2011 10:18	0.13	128
171	9/9/2011 10:19	0.13	132
172	9/9/2011 10:20	0.13	126
173	9/9/2011 10:21	0.12	119
174	9/9/2011 10:22	0.12	117
175	9/9/2011 10:23	0.14	142
176	9/9/2011 10:24	0.15	148
177	9/9/2011 10:25	0.12	123
178	9/9/2011 10:26	0.13	127
179	9/9/2011 10:27	0.12	122
180	9/9/2011 10:28	0.12	121
181	9/9/2011 10:29	0.12	117
182	9/9/2011 10:30	0.12	120
183	9/9/2011 10:31	0.12	121
184	9/9/2011 10:32	0.12	116
185	9/9/2011 10:33	0.11	112
186	9/9/2011 10:34	0.11	111
187	9/9/2011 10:35	0.11	111
188	9/9/2011 10:36	0.11	110
189	9/9/2011 10:37	0.11	114
190	9/9/2011 10:38	0.12	115
191	9/9/2011 10:39	0.12	119
192	9/9/2011 10:40	0.14	143
193	9/9/2011 10:41	0.14	142
194	9/9/2011 10:42	0.14	138
195	9/9/2011 10:43	0.14	135
196	9/9/2011 10:44	0.14	138
197	9/9/2011 10:45	0.14	141
198	9/9/2011 10:46	0.16	161
199	9/9/2011 10:47	0.16	162
200	9/9/2011 10:48	0.14	143
201	9/9/2011 10:49	0.14	138
202	9/9/2011 10:50	0.15	147
203	9/9/2011 10:51	0.14	141
204	9/9/2011 10:52	0.14	139
205	9/9/2011 10:53	0.14	138
206	9/9/2011 10:54	0.12	122
207	9/9/2011 10:55	0.13	127
208	9/9/2011 10:56	0.13	126
209	9/9/2011 10:57	0.13	130
210	9/9/2011 10:58	0.14	137
211	9/9/2011 10:59	0.13	128
212	9/9/2011 11:00	0.12	120
213	9/9/2011 11:01	0.13	133
214	9/9/2011 11:02	0.13	134

215	9/9/2011 11:03	0.12	121
216	9/9/2011 11:04	0.13	125
217	9/9/2011 11:05	0.12	121
218	9/9/2011 11:06	0.12	118
219	9/9/2011 11:07	0.12	122
220	9/9/2011 11:08	0.12	123
221	9/9/2011 11:09	0.12	120
222	9/9/2011 11:10	0.12	119
223	9/9/2011 11:11	0.12	117
224	9/9/2011 11:12	0.12	120
225	9/9/2011 11:13	0.11	111
226	9/9/2011 11:14	0.12	124
227	9/9/2011 11:15	0.12	117
228	9/9/2011 11:16	0.12	120
229	9/9/2011 11:17	0.12	116
230	9/9/2011 11:18	0.12	119
231	9/9/2011 11:19	0.12	118
232	9/9/2011 11:20	0.12	120
233	9/9/2011 11:21	0.12	119
234	9/9/2011 11:22	0.13	131
235	9/9/2011 11:23	0.15	151
236	9/9/2011 11:24	0.13	129
237	9/9/2011 11:25	0.13	129
238	9/9/2011 11:26	0.14	138
239	9/9/2011 11:27	0.13	134
240	9/9/2011 11:28	0.13	128
241	9/9/2011 11:29	0.12	119
242	9/9/2011 11:30	0.12	120
243	9/9/2011 11:31	0.13	128
244	9/9/2011 11:32	0.12	118
245	9/9/2011 11:33	0.12	115
246	9/9/2011 11:34	0.12	119
247	9/9/2011 11:35	0.12	123
248	9/9/2011 11:36	0.12	120
249	9/9/2011 11:37	0.13	129
250	9/9/2011 11:38	0.13	127
251	9/9/2011 11:39	0.13	130
252	9/9/2011 11:40	0.13	131
253	9/9/2011 11:41	0.17	167
254	9/9/2011 11:42	0.16	159
255	9/9/2011 11:43	0.14	139
256	9/9/2011 11:44	0.14	140
257	9/9/2011 11:45	0.14	142
258	9/9/2011 11:46	0.14	141
259	9/9/2011 11:47	0.13	129
260	9/9/2011 11:48	0.13	133
261	9/9/2011 11:49	0.14	141

262	9/9/2011 11:50	0.16	160
263	9/9/2011 11:51	0.20	202
264	9/9/2011 11:52	0.20	198
265	9/9/2011 11:53	0.20	201
266	9/9/2011 11:54	0.22	219
267	9/9/2011 11:55	0.23	228
268	9/9/2011 11:56	0.27	269
269	9/9/2011 11:57	0.35	348
270	9/9/2011 11:58	0.38	384
271	9/9/2011 11:59	0.31	310
272	9/9/2011 12:00	0.25	251
273	9/9/2011 12:01	0.23	226
274	9/9/2011 12:02	0.25	245
275	9/9/2011 12:03	0.26	258
276	9/9/2011 12:04	0.25	253
277	9/9/2011 12:05	0.28	278
278	9/9/2011 12:06	0.33	330
279	9/9/2011 12:07	0.24	237
280	9/9/2011 12:08	0.21	207
281	9/9/2011 12:09	0.21	207
282	9/9/2011 12:10	0.19	189
283	9/9/2011 12:11	0.19	189
284	9/9/2011 12:12	0.19	192
285	9/9/2011 12:13	0.19	187
286	9/9/2011 12:14	0.19	193
287	9/9/2011 12:15	0.20	198
288	9/9/2011 12:16	0.20	204
289	9/9/2011 12:17	0.20	198
290	9/9/2011 12:18	0.21	205
291	9/9/2011 12:19	0.22	224
292	9/9/2011 12:20	0.21	207
293	9/9/2011 12:21	0.21	212
294	9/9/2011 12:22	0.22	215
295	9/9/2011 12:23	0.20	200
296	9/9/2011 12:24	0.19	189
297	9/9/2011 12:25	0.19	186
298	9/9/2011 12:26	0.23	232
299	9/9/2011 12:27	0.22	220
300	9/9/2011 12:28	0.22	219
301	9/9/2011 12:29	0.29	288
302	9/9/2011 12:30	0.25	252
303	9/9/2011 12:31	0.25	254
304	9/9/2011 12:32	0.25	249
305	9/9/2011 12:33	0.30	301
306	9/9/2011 12:34	0.27	266
307	9/9/2011 12:35	0.25	247
308	9/9/2011 12:36	0.32	315

309	9/9/2011 12:37	0.23	229
310	9/9/2011 12:38	0.20	195
311	9/9/2011 12:39	0.20	197
312	9/9/2011 12:40	0.24	235
313	9/9/2011 12:41	0.21	206
314	9/9/2011 12:42	0.28	283
315	9/9/2011 12:43	0.23	234
316	9/9/2011 12:44	0.21	212
317	9/9/2011 12:45	0.18	182
318	9/9/2011 12:46	0.18	178
319	9/9/2011 12:47	0.19	185
320	9/9/2011 12:48	0.20	200
321	9/9/2011 12:49	0.20	200
322	9/9/2011 12:50	0.21	211
323	9/9/2011 12:51	0.20	197
324	9/9/2011 12:52	0.20	201
325	9/9/2011 12:53	0.20	200
326	9/9/2011 12:54	0.21	208
327	9/9/2011 12:55	0.22	224
328	9/9/2011 12:56	0.23	228
329	9/9/2011 12:57	0.23	228
330	9/9/2011 12:58	0.25	245
331	9/9/2011 12:59	0.27	268
332	9/9/2011 13:00	0.32	317
333	9/9/2011 13:01	0.23	232
334	9/9/2011 13:02	0.24	239
335	9/9/2011 13:03	0.22	220
336	9/9/2011 13:04	0.25	247
337	9/9/2011 13:05	0.26	261
338	9/9/2011 13:06	0.23	230
339	9/9/2011 13:07	0.29	289
340	9/9/2011 13:08	0.26	260
341	9/9/2011 13:09	0.23	228
342	9/9/2011 13:10	0.22	222
343	9/9/2011 13:11	0.22	219
344	9/9/2011 13:12	0.22	221
345	9/9/2011 13:13	0.22	216
346	9/9/2011 13:14	0.23	232
347	9/9/2011 13:15	0.23	234
348	9/9/2011 13:16	0.24	242
349	9/9/2011 13:17	0.26	256
350	9/9/2011 13:18	0.24	243
351	9/9/2011 13:19	0.25	247
352	9/9/2011 13:20	0.24	241
353	9/9/2011 13:21	0.29	293
354	9/9/2011 13:22	0.30	298
355	9/9/2011 13:23	0.22	222

356	9/9/2011 13:24	0.22	220
357	9/9/2011 13:25	0.21	212
358	9/9/2011 13:26	0.22	216
359	9/9/2011 13:27	0.22	219
360	9/9/2011 13:28	0.25	249
361	9/9/2011 13:29	0.24	241
362	9/9/2011 13:30	0.23	226
363	9/9/2011 13:31	0.23	230
364	9/9/2011 13:32	0.24	235
365	9/9/2011 13:33	0.24	239
366	9/9/2011 13:34	0.24	239
367	9/9/2011 13:35	0.24	236
368	9/9/2011 13:36	0.24	242
369	9/9/2011 13:37	0.25	246
370	9/9/2011 13:38	0.24	241
371	9/9/2011 13:39	0.24	238
372	9/9/2011 13:40	0.24	242
373	9/9/2011 13:41	0.23	231
374	9/9/2011 13:42	0.23	226
375	9/9/2011 13:43	0.24	239
376	9/9/2011 13:44	0.23	229
377	9/9/2011 13:45	0.24	235
378	9/9/2011 13:46	0.23	228
379	9/9/2011 13:47	0.23	225
380	9/9/2011 13:48	0.23	227
381	9/9/2011 13:49	0.22	222
382	9/9/2011 13:50	0.21	214
383	9/9/2011 13:51	0.22	219
384	9/9/2011 13:52	0.23	228
385	9/9/2011 13:53	0.24	238
386	9/9/2011 13:54	0.25	245
387	9/9/2011 13:55	0.24	241
388	9/9/2011 13:56	0.24	240
389	9/9/2011 13:57	0.23	232
390	9/9/2011 13:58	0.22	222
391	9/9/2011 13:59	0.22	220
392	9/9/2011 14:00	0.21	206
393	9/9/2011 14:01	0.22	216
394	9/9/2011 14:02	0.22	224
395	9/9/2011 14:03	0.23	233
396	9/9/2011 14:04	0.24	235
397	9/9/2011 14:05	0.23	227
398	9/9/2011 14:06	0.23	234
399	9/9/2011 14:07	0.24	238
400	9/9/2011 14:08	0.24	243
401	9/9/2011 14:09	0.24	243
402	9/9/2011 14:10	0.24	242

403	9/9/2011 14:11	0.25	250
404	9/9/2011 14:12	0.23	234
405	9/9/2011 14:13	0.23	231
406	9/9/2011 14:14	0.23	226
407	9/9/2011 14:15	0.23	229
408	9/9/2011 14:16	0.23	233
409	9/9/2011 14:17	0.25	252
410	9/9/2011 14:18	0.25	246
411	9/9/2011 14:19	0.25	246
412	9/9/2011 14:20	0.24	242

=====
 =====Event #4 information (end)=====

Battery died in
Downwind PID

=====
 =====Event #5 information (begin)=====

=====
 [Event #5 name:]--[Event #5]2011-09-09 15:07<-->2011-09-09 16:08
 [Event start time:]--2011-09-09 15:07:38[Event end time:]--2011-09-09 16:08:38

=====
 =====Event #5 head information=====

Product Name: MiniRAE 3000 Model Number: PGM-7320 Serial Number: 592-905367
 Data Points: 61 Sample Period: 60 s Datalog Mode: Automatic
 SITE ID: RAE00000 USER ID: 00000001 Op Mode: Hygiene Mode

=====
 Sensor Information : PID(ppb)
 Measurement Gas : Isobutene
 Calibration Time : 2011-09-09 07:28:00
 Drift Value : ---
 Low Alarm Levels : 25847
 High Alarm Levels : 51694
 Span Value : 100000
 Correction Factor : 1.00
 Over Alarm Levels : 15000000

Battery died in
Downwind PID

=====
 =====Event #5 data informations=====

LINE#	Date/Time	PID(ppm)	PID(ppb)
1	9/9/2011 15:08	0.191	191
2	9/9/2011 15:09	0.131	131
3	9/9/2011 15:10	0.149	149
4	9/9/2011 15:11	0.169	169
5	9/9/2011 15:12	0.214	214
6	9/9/2011 15:13	0.364	364
7	9/9/2011 15:14	0.412	412
8	9/9/2011 15:15	0.533	533
9	9/9/2011 15:16	0.245	245
10	9/9/2011 15:17	0.158	158
11	9/9/2011 15:18	0.25	250
12	9/9/2011 15:19	0.169	169
13	9/9/2011 15:20	0.149	149

14	9/9/2011 15:21	0.147	147
15	9/9/2011 15:22	0.147	147
16	9/9/2011 15:23	0.155	155
17	9/9/2011 15:24	0.276	276
18	9/9/2011 15:25	0.233	233
19	9/9/2011 15:26	0.231	231
20	9/9/2011 15:27	0.307	307
21	9/9/2011 15:28	0.29	290
22	9/9/2011 15:29	0.298	298
23	9/9/2011 15:30	0.257	257
24	9/9/2011 15:31	0.196	196
25	9/9/2011 15:32	0.215	215
26	9/9/2011 15:33	0.405	405
27	9/9/2011 15:34	0.135	135
28	9/9/2011 15:35	0.127	127
29	9/9/2011 15:36	0.131	131
30	9/9/2011 15:37	0.177	177
31	9/9/2011 15:38	0.428	428
32	9/9/2011 15:39	0.414	414
33	9/9/2011 15:40	0.375	375
34	9/9/2011 15:41	0.339	339
35	9/9/2011 15:42	0.237	237
36	9/9/2011 15:43	0.454	454
37	9/9/2011 15:44	0.166	166
38	9/9/2011 15:45	0.13	130
39	9/9/2011 15:46	0.119	119
40	9/9/2011 15:47	0.115	115
41	9/9/2011 15:48	0.116	116
42	9/9/2011 15:49	0.185	185
43	9/9/2011 15:50	0.252	252
44	9/9/2011 15:51	0.135	135
45	9/9/2011 15:52	0.209	209
46	9/9/2011 15:53	0.298	298
47	9/9/2011 15:54	0.185	185
48	9/9/2011 15:55	0.161	161
49	9/9/2011 15:56	0.178	178
50	9/9/2011 15:57	0.181	181
51	9/9/2011 15:58	0.153	153
52	9/9/2011 15:59	0.23	230
53	9/9/2011 16:00	0.176	176
54	9/9/2011 16:01	0.345	345
55	9/9/2011 16:02	0.425	425
56	9/9/2011 16:03	0.413	413
57	9/9/2011 16:04	0.455	455
58	9/9/2011 16:05	0.429	429
59	9/9/2011 16:06	0.194	194
60	9/9/2011 16:07	0.282	282

61 9/9/2011 16:08

0.306

306

=====Event #5 information (end)=====

=====
=====Event #7 information (begin)=====

=====
[Event #7 name:]--[Event #7]2011-09-12 08:07<-->2011-09-12 12:26
[Event start time:]--2011-09-12 08:07:45[Event end time:]--2011-09-12 12:26:45

=====
=====Event #7 head information=====

Product Name: MiniRAE 3000 Model Number: PGM-7320 Serial Number: 592-905367
Data Points: 259 Sample Period: 60 s Datalog Mode: Automatic
SITE ID: RAE00000 USER ID: 00000001 Op Mode: Hygiene Mode

=====
Sensor Information : PID(ppb)
Measurement Gas : Isobutene
Calibration Time : 2011-09-12 08:07:00
Drift Value : ---
Low Alarm Levels : 25847
High Alarm Levels : 51694
Span Value : 100000
Correction Factor : 1.00
Over Alarm Levels : 15000000

=====
=====Event #7 data informations=====

LINE#	Date/Time	PID(ppm)	PID(ppb)
1	9/12/2011 8:08	4.523	4523
2	9/12/2011 8:09	10.828	10828
3	9/12/2011 8:10	0.05	50
4	9/12/2011 8:11	0.003	3
5	9/12/2011 8:12	0	0
6	9/12/2011 8:13	0.004	4
7	9/12/2011 8:14	0.054	54
8	9/12/2011 8:15	0.128	128
9	9/12/2011 8:16	0.33	330
10	9/12/2011 8:17	0.394	394
11	9/12/2011 8:18	0.24	240
12	9/12/2011 8:19	0.382	382
13	9/12/2011 8:20	0.202	202
14	9/12/2011 8:21	0.067	67
15	9/12/2011 8:22	0.082	82
16	9/12/2011 8:23	0.12	120
17	9/12/2011 8:24	0.246	246
18	9/12/2011 8:25	0.28	280
19	9/12/2011 8:26	0.157	157
20	9/12/2011 8:27	0.42	420
21	9/12/2011 8:28	0.711	711
22	9/12/2011 8:29	0.531	531
23	9/12/2011 8:30	0.432	432
24	9/12/2011 8:31	0.317	317
25	9/12/2011 8:32	0.211	211
26	9/12/2011 8:33	0.458	458

27	9/12/2011 8:34	0.346	346
28	9/12/2011 8:35	0.192	192
29	9/12/2011 8:36	0.137	137
30	9/12/2011 8:37	0.072	72
31	9/12/2011 8:38	0.037	37
32	9/12/2011 8:39	0.026	26
33	9/12/2011 8:40	0.093	93
34	9/12/2011 8:41	0.347	347
35	9/12/2011 8:42	0.545	545
36	9/12/2011 8:43	0.483	483
37	9/12/2011 8:44	0.417	417
38	9/12/2011 8:45	0.454	454
39	9/12/2011 8:46	0.312	312
40	9/12/2011 8:47	0.237	237
41	9/12/2011 8:48	0.14	140
42	9/12/2011 8:49	0.091	91
43	9/12/2011 8:50	0.099	99
44	9/12/2011 8:51	0.148	148
45	9/12/2011 8:52	0.198	198
46	9/12/2011 8:53	0.136	136
47	9/12/2011 8:54	0.174	174
48	9/12/2011 8:55	0.29	290
49	9/12/2011 8:56	0.338	338
50	9/12/2011 8:57	0.261	261
51	9/12/2011 8:58	0.135	135
52	9/12/2011 8:59	0.133	133
53	9/12/2011 9:00	0.208	208
54	9/12/2011 9:01	0.215	215
55	9/12/2011 9:02	0.178	178
56	9/12/2011 9:03	0.266	266
57	9/12/2011 9:04	0.294	294
58	9/12/2011 9:05	0.275	275
59	9/12/2011 9:06	0.353	353
60	9/12/2011 9:07	0.368	368
61	9/12/2011 9:08	0.327	327
62	9/12/2011 9:09	0.363	363
63	9/12/2011 9:10	0.696	696
64	9/12/2011 9:11	0.846	846
65	9/12/2011 9:12	0.558	558
66	9/12/2011 9:13	0.431	431
67	9/12/2011 9:14	0.323	323
68	9/12/2011 9:15	0.188	188
69	9/12/2011 9:16	0.048	48
70	9/12/2011 9:17	0.139	139
71	9/12/2011 9:18	0.117	117
72	9/12/2011 9:19	0.54	540
73	9/12/2011 9:20	0.267	267

74	9/12/2011 9:21	0.54	540
75	9/12/2011 9:22	0.641	641
76	9/12/2011 9:23	0.443	443
77	9/12/2011 9:24	0.366	366
78	9/12/2011 9:25	0.382	382
79	9/12/2011 9:26	0.492	492
80	9/12/2011 9:27	0.311	311
81	9/12/2011 9:28	0.293	293
82	9/12/2011 9:29	0.294	294
83	9/12/2011 9:30	0.377	377
84	9/12/2011 9:31	0.432	432
85	9/12/2011 9:32	0.383	383
86	9/12/2011 9:33	0.389	389
87	9/12/2011 9:34	0.434	434
88	9/12/2011 9:35	0.575	575
89	9/12/2011 9:36	0.301	301
90	9/12/2011 9:37	0.248	248
91	9/12/2011 9:38	0.153	153
92	9/12/2011 9:39	0.159	159
93	9/12/2011 9:40	0.426	426
94	9/12/2011 9:41	0.546	546
95	9/12/2011 9:42	0.523	523
96	9/12/2011 9:43	0.38	380
97	9/12/2011 9:44	0.222	222
98	9/12/2011 9:45	0.24	240
99	9/12/2011 9:46	0.374	374
100	9/12/2011 9:47	0.385	385
101	9/12/2011 9:48	0.23	230
102	9/12/2011 9:49	0.172	172
103	9/12/2011 9:50	0.307	307
104	9/12/2011 9:51	0.12	120
105	9/12/2011 9:52	0.13	130
106	9/12/2011 9:53	0.12	120
107	9/12/2011 9:54	0.087	87
108	9/12/2011 9:55	0.041	41
109	9/12/2011 9:56	0.049	49
110	9/12/2011 9:57	0.212	212
111	9/12/2011 9:58	0.59	590
112	9/12/2011 9:59	0.666	666
113	9/12/2011 10:00	0.797	797
114	9/12/2011 10:01	0.303	303
115	9/12/2011 10:02	0.362	362
116	9/12/2011 10:03	0.224	224
117	9/12/2011 10:04	0.233	233
118	9/12/2011 10:05	0.178	178
119	9/12/2011 10:06	0.07	70
120	9/12/2011 10:07	0.373	373

121	9/12/2011 10:08	0.512	512
122	9/12/2011 10:09	0.321	321
123	9/12/2011 10:10	0.113	113
124	9/12/2011 10:11	0.205	205
125	9/12/2011 10:12	0.125	125
126	9/12/2011 10:13	0.265	265
127	9/12/2011 10:14	0.213	213
128	9/12/2011 10:15	0.121	121
129	9/12/2011 10:16	0.375	375
130	9/12/2011 10:17	0.436	436
131	9/12/2011 10:18	0.427	427
132	9/12/2011 10:19	0.407	407
133	9/12/2011 10:20	0.396	396
134	9/12/2011 10:21	0.391	391
135	9/12/2011 10:22	0.298	298
136	9/12/2011 10:23	0.249	249
137	9/12/2011 10:24	0.192	192
138	9/12/2011 10:25	0.158	158
139	9/12/2011 10:26	0.217	217
140	9/12/2011 10:27	0.376	376
141	9/12/2011 10:28	0.32	320
142	9/12/2011 10:29	0.524	524
143	9/12/2011 10:30	0.479	479
144	9/12/2011 10:31	0.472	472
145	9/12/2011 10:32	0.516	516
146	9/12/2011 10:33	0.48	480
147	9/12/2011 10:34	0.272	272
148	9/12/2011 10:35	0.34	340
149	9/12/2011 10:36	0.484	484
150	9/12/2011 10:37	0.44	440
151	9/12/2011 10:38	0.299	299
152	9/12/2011 10:39	0.242	242
153	9/12/2011 10:40	0.214	214
154	9/12/2011 10:41	0.274	274
155	9/12/2011 10:42	0.308	308
156	9/12/2011 10:43	0.356	356
157	9/12/2011 10:44	0.149	149
158	9/12/2011 10:45	0.132	132
159	9/12/2011 10:46	0.265	265
160	9/12/2011 10:47	0.333	333
161	9/12/2011 10:48	0.233	233
162	9/12/2011 10:49	0.173	173
163	9/12/2011 10:50	0.176	176
164	9/12/2011 10:51	0.114	114
165	9/12/2011 10:52	0.344	344
166	9/12/2011 10:53	0.242	242
167	9/12/2011 10:54	0.403	403

168	9/12/2011 10:55	0.126	126
169	9/12/2011 10:56	0.242	242
170	9/12/2011 10:57	0.301	301
171	9/12/2011 10:58	0.267	267
172	9/12/2011 10:59	0.267	267
173	9/12/2011 11:00	0.215	215
174	9/12/2011 11:01	0.16	160
175	9/12/2011 11:02	0.154	154
176	9/12/2011 11:03	0.156	156
177	9/12/2011 11:04	0.102	102
178	9/12/2011 11:05	0.128	128
179	9/12/2011 11:06	0.063	63
180	9/12/2011 11:07	0.061	61
181	9/12/2011 11:08	0.064	64
182	9/12/2011 11:09	0.141	141
183	9/12/2011 11:10	0.082	82
184	9/12/2011 11:11	0.02	20
185	9/12/2011 11:12	0.061	61
186	9/12/2011 11:13	0.003	3
187	9/12/2011 11:14	0.146	146
188	9/12/2011 11:15	0.121	121
189	9/12/2011 11:16	0.019	19
190	9/12/2011 11:17	0.007	7
191	9/12/2011 11:18	0.009	9
192	9/12/2011 11:19	0.035	35
193	9/12/2011 11:20	0.116	116
194	9/12/2011 11:21	0.143	143
195	9/12/2011 11:22	0.037	37
196	9/12/2011 11:23	0.005	5
197	9/12/2011 11:24	0.116	116
198	9/12/2011 11:25	0.173	173
199	9/12/2011 11:26	0.177	177
200	9/12/2011 11:27	0.411	411
201	9/12/2011 11:28	0.319	319
202	9/12/2011 11:29	0.439	439
203	9/12/2011 11:30	0.185	185
204	9/12/2011 11:31	0.228	228
205	9/12/2011 11:32	0.291	291
206	9/12/2011 11:33	0.021	21
207	9/12/2011 11:34	0.017	17
208	9/12/2011 11:35	0.162	162
209	9/12/2011 11:36	0.121	121
210	9/12/2011 11:37	0.077	77
211	9/12/2011 11:38	0.164	164
212	9/12/2011 11:39	0.143	143
213	9/12/2011 11:40	0.038	38
214	9/12/2011 11:41	0.137	137

215	9/12/2011 11:42	0.062	62
216	9/12/2011 11:43	0.17	170
217	9/12/2011 11:44	0.145	145
218	9/12/2011 11:45	0.168	168
219	9/12/2011 11:46	0.02	20
220	9/12/2011 11:47	0.056	56
221	9/12/2011 11:48	0.042	42
222	9/12/2011 11:49	0.051	51
223	9/12/2011 11:50	0.059	59
224	9/12/2011 11:51	0.099	99
225	9/12/2011 11:52	0.094	94
226	9/12/2011 11:53	0.121	121
227	9/12/2011 11:54	0.165	165
228	9/12/2011 11:55	0.096	96
229	9/12/2011 11:56	0.098	98
230	9/12/2011 11:57	0.042	42
231	9/12/2011 11:58	0.068	68
232	9/12/2011 11:59	0.124	124
233	9/12/2011 12:00	0.169	169
234	9/12/2011 12:01	0.071	71
235	9/12/2011 12:02	0.222	222
236	9/12/2011 12:03	0.34	340
237	9/12/2011 12:04	0.204	204
238	9/12/2011 12:05	0.07	70
239	9/12/2011 12:06	0.367	367
240	9/12/2011 12:07	0.393	393
241	9/12/2011 12:08	0.258	258
242	9/12/2011 12:09	0.081	81
243	9/12/2011 12:10	0.161	161
244	9/12/2011 12:11	0.104	104
245	9/12/2011 12:12	0.023	23
246	9/12/2011 12:13	0.005	5
247	9/12/2011 12:14	0.037	37
248	9/12/2011 12:15	0.018	18
249	9/12/2011 12:16	0.215	215
250	9/12/2011 12:17	0.429	429
251	9/12/2011 12:18	0.164	164
252	9/12/2011 12:19	0.088	88
253	9/12/2011 12:20	0.569	569
254	9/12/2011 12:21	0.899	899
255	9/12/2011 12:22	1.872	1872
256	9/12/2011 12:23	0.926	926
257	9/12/2011 12:24	0.781	781
258	9/12/2011 12:25	0.57	570
259	9/12/2011 12:26	0.429	429

=====
 =====Event #7 information (end)=====

Instrument Name	DustTrak DRX
Model Number	8533
Serial Number	8533101806
Firmware Version	2.8
Calibration Date	5/19/2011
Test Name	MANUAL_001
Test Start Time	8:17:20 AM
Test Start Date	9/1/2011
Test Length [D:H:M]	0:08:04
Test Interval [M:S]	1:00
PM1 Average [mg/m3]	0.028
PM1 Minimum [mg/m3]	0.01
PM1 Maximum [mg/m3]	1.65
PM1 TWA [mg/m3]	0.028
PM2.5 Average [mg/m3]	0.028
PM2.5 Minimum [mg/m3]	0.01
PM2.5 Maximum [mg/m3]	1.65
PM2.5 TWA [mg/m3]	0.028
PM4 Average [mg/m3]	0.029
PM4 Minimum [mg/m3]	0.01
PM4 Maximum [mg/m3]	1.66
PM4 TWA [mg/m3]	0.029
PM10 Average [mg/m3]	0.031
PM10 Minimum [mg/m3]	0.01
PM10 Maximum [mg/m3]	1.76
PM10 TWA [mg/m3]	0.032
TOTAL Average [mg/m3]	0.032
TOTAL Minimum [mg/m3]	0.01
TOTAL Maximum [mg/m3]	1.82
TOTAL TWA [mg/m3]	0.033
Photometric User Cal	1
Size Correction User Cal	1
Flow User Cal	1
Errors	

Number of Samples

484

Elapsed Time [s]	PM1 [mg/m3]	PM2.5 [mg/m3]	PM4 [mg/m3]	PM10 [mg/m3]	TOTAL [mg/m3]	Date/Time	Alarms	Errors
60	0.056	0.057	0.06	0.08	0.093	9/1/2011 8:18		
120	1.65	1.65	1.66	1.76	1.82	9/1/2011 8:19		
180	0.047	0.047	0.048	0.049	0.05	9/1/2011 8:20		
240	0.047	0.047	0.048	0.051	0.051	9/1/2011 8:21		
300	0.047	0.047	0.048	0.049	0.049	9/1/2011 8:22		
360	0.047	0.048	0.049	0.05	0.05	9/1/2011 8:23		
420	0.049	0.049	0.05	0.052	0.052	9/1/2011 8:24		
480	0.06	0.061	0.062	0.066	0.068	9/1/2011 8:25		
540	0.352	0.354	0.362	0.41	0.442	9/1/2011 8:26		
600	0.112	0.112	0.114	0.124	0.146	9/1/2011 8:27		
660	0.632	0.636	0.652	0.778	0.895	9/1/2011 8:28		
720	0.058	0.058	0.059	0.061	0.061	9/1/2011 8:29		
780	0.06	0.061	0.061	0.062	0.062	9/1/2011 8:30		
840	0.062	0.062	0.063	0.065	0.065	9/1/2011 8:31		
900	0.059	0.059	0.06	0.061	0.061	9/1/2011 8:32		
960	0.058	0.058	0.059	0.06	0.061	9/1/2011 8:33		
1020	0.058	0.059	0.06	0.062	0.062	9/1/2011 8:34		
1080	0.059	0.06	0.061	0.063	0.063	9/1/2011 8:35		
1140	0.061	0.062	0.063	0.065	0.065	9/1/2011 8:36		
1200	0.062	0.063	0.064	0.067	0.068	9/1/2011 8:37		
1260	0.288	0.289	0.294	0.317	0.334	9/1/2011 8:38		
1320	0.061	0.061	0.062	0.065	0.065	9/1/2011 8:39		
1380	0.06	0.061	0.062	0.064	0.064	9/1/2011 8:40		
1440	0.061	0.062	0.062	0.065	0.067	9/1/2011 8:41		
1500	0.06	0.06	0.061	0.063	0.063	9/1/2011 8:42		
1560	0.059	0.059	0.06	0.062	0.062	9/1/2011 8:43		
1620	0.06	0.061	0.061	0.063	0.063	9/1/2011 8:44		
1680	0.06	0.06	0.061	0.063	0.063	9/1/2011 8:45		
1740	0.06	0.06	0.061	0.064	0.064	9/1/2011 8:46		
1800	0.058	0.059	0.059	0.063	0.063	9/1/2011 8:47		
1860	0.056	0.057	0.058	0.059	0.06	9/1/2011 8:48		

1920	0.057	0.058	0.058	0.06	0.061	9/1/2011 8:49
1980	0.058	0.059	0.06	0.063	0.063	9/1/2011 8:50
2040	0.067	0.068	0.069	0.076	0.076	9/1/2011 8:51
2100	0.061	0.062	0.063	0.067	0.068	9/1/2011 8:52
2160	0.083	0.084	0.087	0.101	0.106	9/1/2011 8:53
2220	0.056	0.057	0.058	0.062	0.062	9/1/2011 8:54
2280	0.055	0.056	0.057	0.059	0.06	9/1/2011 8:55
2340	0.054	0.055	0.056	0.058	0.059	9/1/2011 8:56
2400	0.057	0.058	0.06	0.065	0.067	9/1/2011 8:57
2460	0.054	0.055	0.057	0.062	0.063	9/1/2011 8:58
2520	0.053	0.053	0.054	0.058	0.058	9/1/2011 8:59
2580	0.055	0.056	0.057	0.06	0.06	9/1/2011 9:00
2640	0.056	0.057	0.057	0.06	0.061	9/1/2011 9:01
2700	0.055	0.055	0.056	0.058	0.058	9/1/2011 9:02
2760	0.053	0.054	0.054	0.055	0.056	9/1/2011 9:03
2820	0.052	0.052	0.053	0.054	0.055	9/1/2011 9:04
2880	0.048	0.049	0.049	0.051	0.051	9/1/2011 9:05
2940	0.049	0.05	0.05	0.052	0.052	9/1/2011 9:06
3000	0.075	0.076	0.078	0.089	0.094	9/1/2011 9:07
3060	0.045	0.046	0.047	0.049	0.05	9/1/2011 9:08
3120	0.044	0.044	0.045	0.046	0.047	9/1/2011 9:09
3180	0.045	0.045	0.046	0.048	0.049	9/1/2011 9:10
3240	0.045	0.045	0.046	0.047	0.047	9/1/2011 9:11
3300	0.047	0.048	0.048	0.049	0.049	9/1/2011 9:12
3360	0.048	0.048	0.049	0.05	0.051	9/1/2011 9:13
3420	0.047	0.047	0.048	0.049	0.05	9/1/2011 9:14
3480	0.048	0.049	0.05	0.051	0.051	9/1/2011 9:15
3540	0.053	0.054	0.054	0.056	0.056	9/1/2011 9:16
3600	0.054	0.054	0.055	0.056	0.056	9/1/2011 9:17
3660	0.049	0.049	0.05	0.052	0.052	9/1/2011 9:18
3720	0.048	0.048	0.049	0.051	0.051	9/1/2011 9:19
3780	0.046	0.046	0.047	0.048	0.048	9/1/2011 9:20
3840	0.044	0.045	0.046	0.048	0.048	9/1/2011 9:21
3900	0.046	0.047	0.048	0.055	0.058	9/1/2011 9:22

3960	0.041	0.041	0.042	0.045	0.046	9/1/2011 9:23
4020	0.042	0.042	0.043	0.045	0.045	9/1/2011 9:24
4080	0.044	0.044	0.045	0.046	0.047	9/1/2011 9:25
4140	0.044	0.044	0.045	0.046	0.047	9/1/2011 9:26
4200	0.041	0.042	0.043	0.044	0.044	9/1/2011 9:27
4260	0.045	0.046	0.046	0.049	0.049	9/1/2011 9:28
4320	0.051	0.052	0.054	0.059	0.06	9/1/2011 9:29
4380	0.04	0.041	0.041	0.044	0.044	9/1/2011 9:30
4440	0.038	0.039	0.039	0.041	0.041	9/1/2011 9:31
4500	0.041	0.041	0.042	0.043	0.045	9/1/2011 9:32
4560	0.039	0.039	0.04	0.042	0.042	9/1/2011 9:33
4620	0.032	0.032	0.033	0.034	0.034	9/1/2011 9:34
4680	0.031	0.031	0.032	0.034	0.034	9/1/2011 9:35
4740	0.031	0.032	0.032	0.034	0.034	9/1/2011 9:36
4800	0.036	0.037	0.039	0.044	0.047	9/1/2011 9:37
4860	0.039	0.04	0.041	0.046	0.047	9/1/2011 9:38
4920	0.039	0.04	0.041	0.045	0.047	9/1/2011 9:39
4980	0.045	0.047	0.049	0.057	0.058	9/1/2011 9:40
5040	0.044	0.045	0.047	0.053	0.054	9/1/2011 9:41
5100	0.038	0.039	0.04	0.042	0.042	9/1/2011 9:42
5160	0.036	0.036	0.037	0.039	0.039	9/1/2011 9:43
5220	0.035	0.035	0.036	0.037	0.037	9/1/2011 9:44
5280	0.034	0.034	0.035	0.036	0.036	9/1/2011 9:45
5340	0.033	0.034	0.034	0.036	0.036	9/1/2011 9:46
5400	0.033	0.033	0.034	0.035	0.036	9/1/2011 9:47
5460	0.034	0.034	0.035	0.037	0.037	9/1/2011 9:48
5520	0.035	0.036	0.036	0.038	0.039	9/1/2011 9:49
5580	0.037	0.037	0.038	0.04	0.04	9/1/2011 9:50
5640	0.037	0.037	0.038	0.039	0.04	9/1/2011 9:51
5700	0.036	0.037	0.037	0.039	0.04	9/1/2011 9:52
5760	0.032	0.033	0.034	0.036	0.036	9/1/2011 9:53
5820	0.028	0.028	0.029	0.031	0.031	9/1/2011 9:54
5880	0.027	0.028	0.029	0.031	0.032	9/1/2011 9:55
5940	0.027	0.027	0.028	0.03	0.031	9/1/2011 9:56

6000	0.026	0.026	0.027	0.029	0.029	9/1/2011 9:57
6060	0.025	0.026	0.026	0.027	0.027	9/1/2011 9:58
6120	0.025	0.026	0.026	0.028	0.028	9/1/2011 9:59
6180	0.025	0.025	0.027	0.029	0.03	9/1/2011 10:00
6240	0.023	0.023	0.024	0.025	0.026	9/1/2011 10:01
6300	0.025	0.025	0.026	0.026	0.026	9/1/2011 10:02
6360	0.024	0.024	0.025	0.026	0.026	9/1/2011 10:03
6420	0.025	0.026	0.026	0.028	0.028	9/1/2011 10:04
6480	0.026	0.026	0.027	0.029	0.029	9/1/2011 10:05
6540	0.026	0.026	0.027	0.028	0.028	9/1/2011 10:06
6600	0.024	0.024	0.025	0.026	0.026	9/1/2011 10:07
6660	0.024	0.025	0.025	0.026	0.026	9/1/2011 10:08
6720	0.025	0.025	0.025	0.027	0.027	9/1/2011 10:09
6780	0.032	0.032	0.034	0.041	0.045	9/1/2011 10:10
6840	0.031	0.031	0.033	0.042	0.044	9/1/2011 10:11
6900	0.024	0.024	0.025	0.027	0.027	9/1/2011 10:12
6960	0.023	0.023	0.023	0.024	0.025	9/1/2011 10:13
7020	0.023	0.023	0.024	0.025	0.025	9/1/2011 10:14
7080	0.024	0.024	0.025	0.026	0.026	9/1/2011 10:15
7140	0.024	0.024	0.025	0.026	0.026	9/1/2011 10:16
7200	0.023	0.024	0.024	0.026	0.026	9/1/2011 10:17
7260	0.024	0.024	0.025	0.025	0.026	9/1/2011 10:18
7320	0.024	0.024	0.025	0.026	0.026	9/1/2011 10:19
7380	0.024	0.025	0.025	0.027	0.027	9/1/2011 10:20
7440	0.024	0.024	0.025	0.026	0.027	9/1/2011 10:21
7500	0.024	0.024	0.025	0.026	0.026	9/1/2011 10:22
7560	0.027	0.027	0.029	0.034	0.037	9/1/2011 10:23
7620	0.024	0.025	0.025	0.028	0.028	9/1/2011 10:24
7680	0.024	0.025	0.025	0.026	0.026	9/1/2011 10:25
7740	0.026	0.026	0.026	0.027	0.027	9/1/2011 10:26
7800	0.026	0.026	0.026	0.027	0.027	9/1/2011 10:27
7860	0.026	0.026	0.027	0.028	0.028	9/1/2011 10:28
7920	0.026	0.026	0.027	0.029	0.03	9/1/2011 10:29
7980	0.024	0.025	0.025	0.027	0.028	9/1/2011 10:30

8040	0.025	0.025	0.026	0.028	0.029	9/1/2011 10:31
8100	0.023	0.023	0.024	0.025	0.025	9/1/2011 10:32
8160	0.021	0.022	0.022	0.023	0.023	9/1/2011 10:33
8220	0.021	0.022	0.022	0.023	0.023	9/1/2011 10:34
8280	0.022	0.022	0.023	0.025	0.026	9/1/2011 10:35
8340	0.022	0.022	0.023	0.025	0.025	9/1/2011 10:36
8400	0.02	0.02	0.021	0.022	0.022	9/1/2011 10:37
8460	0.019	0.019	0.02	0.021	0.021	9/1/2011 10:38
8520	0.02	0.021	0.021	0.022	0.022	9/1/2011 10:39
8580	0.02	0.02	0.02	0.021	0.021	9/1/2011 10:40
8640	0.02	0.02	0.02	0.022	0.022	9/1/2011 10:41
8700	0.024	0.024	0.025	0.029	0.032	9/1/2011 10:42
8760	0.023	0.023	0.024	0.032	0.034	9/1/2011 10:43
8820	0.022	0.023	0.024	0.026	0.028	9/1/2011 10:44
8880	0.022	0.022	0.023	0.026	0.026	9/1/2011 10:45
8940	0.019	0.019	0.02	0.022	0.024	9/1/2011 10:46
9000	0.018	0.018	0.018	0.019	0.019	9/1/2011 10:47
9060	0.017	0.017	0.018	0.019	0.019	9/1/2011 10:48
9120	0.017	0.017	0.017	0.018	0.018	9/1/2011 10:49
9180	0.02	0.02	0.02	0.022	0.023	9/1/2011 10:50
9240	0.019	0.02	0.021	0.023	0.024	9/1/2011 10:51
9300	0.019	0.019	0.02	0.023	0.023	9/1/2011 10:52
9360	0.019	0.019	0.02	0.022	0.022	9/1/2011 10:53
9420	0.019	0.02	0.021	0.023	0.024	9/1/2011 10:54
9480	0.022	0.022	0.024	0.029	0.03	9/1/2011 10:55
9540	0.019	0.019	0.02	0.022	0.023	9/1/2011 10:56
9600	0.018	0.019	0.019	0.021	0.021	9/1/2011 10:57
9660	0.018	0.019	0.019	0.021	0.022	9/1/2011 10:58
9720	0.019	0.019	0.02	0.023	0.024	9/1/2011 10:59
9780	0.02	0.02	0.022	0.027	0.028	9/1/2011 11:00
9840	0.022	0.023	0.025	0.031	0.032	9/1/2011 11:01
9900	0.022	0.023	0.024	0.03	0.032	9/1/2011 11:02
9960	0.02	0.02	0.022	0.027	0.029	9/1/2011 11:03
10020	0.023	0.024	0.026	0.035	0.038	9/1/2011 11:04

10080	0.018	0.018	0.019	0.021	0.022	9/1/2011 11:05
10140	0.017	0.017	0.018	0.019	0.019	9/1/2011 11:06
10200	0.017	0.018	0.018	0.02	0.021	9/1/2011 11:07
10260	0.017	0.017	0.018	0.02	0.02	9/1/2011 11:08
10320	0.017	0.017	0.018	0.02	0.021	9/1/2011 11:09
10380	0.02	0.02	0.021	0.026	0.026	9/1/2011 11:10
10440	0.017	0.017	0.018	0.019	0.021	9/1/2011 11:11
10500	0.017	0.017	0.017	0.019	0.02	9/1/2011 11:12
10560	0.015	0.015	0.016	0.017	0.017	9/1/2011 11:13
10620	0.015	0.016	0.016	0.017	0.017	9/1/2011 11:14
10680	0.022	0.023	0.025	0.04	0.042	9/1/2011 11:15
10740	0.015	0.015	0.016	0.018	0.018	9/1/2011 11:16
10800	0.018	0.019	0.02	0.028	0.03	9/1/2011 11:17
10860	0.014	0.014	0.014	0.016	0.016	9/1/2011 11:18
10920	0.015	0.015	0.015	0.016	0.016	9/1/2011 11:19
10980	0.014	0.014	0.015	0.016	0.016	9/1/2011 11:20
11040	0.014	0.014	0.014	0.015	0.015	9/1/2011 11:21
11100	0.014	0.014	0.015	0.015	0.015	9/1/2011 11:22
11160	0.016	0.016	0.017	0.018	0.018	9/1/2011 11:23
11220	0.016	0.016	0.017	0.018	0.018	9/1/2011 11:24
11280	0.013	0.014	0.014	0.015	0.015	9/1/2011 11:25
11340	0.013	0.013	0.013	0.014	0.014	9/1/2011 11:26
11400	0.013	0.013	0.013	0.015	0.015	9/1/2011 11:27
11460	0.013	0.013	0.014	0.014	0.014	9/1/2011 11:28
11520	0.013	0.013	0.013	0.014	0.014	9/1/2011 11:29
11580	0.013	0.013	0.014	0.015	0.015	9/1/2011 11:30
11640	0.015	0.015	0.016	0.019	0.022	9/1/2011 11:31
11700	0.013	0.013	0.014	0.015	0.016	9/1/2011 11:32
11760	0.013	0.014	0.014	0.016	0.016	9/1/2011 11:33
11820	0.014	0.014	0.015	0.017	0.017	9/1/2011 11:34
11880	0.017	0.017	0.018	0.021	0.024	9/1/2011 11:35
11940	0.016	0.016	0.018	0.025	0.027	9/1/2011 11:36
12000	0.012	0.012	0.013	0.014	0.014	9/1/2011 11:37
12060	0.013	0.013	0.013	0.014	0.015	9/1/2011 11:38

12120	0.012	0.012	0.013	0.013	0.013	9/1/2011 11:39
12180	0.012	0.013	0.013	0.014	0.014	9/1/2011 11:40
12240	0.013	0.013	0.013	0.014	0.014	9/1/2011 11:41
12300	0.012	0.012	0.013	0.014	0.014	9/1/2011 11:42
12360	0.015	0.015	0.016	0.021	0.022	9/1/2011 11:43
12420	0.012	0.013	0.013	0.014	0.014	9/1/2011 11:44
12480	0.012	0.012	0.013	0.013	0.014	9/1/2011 11:45
12540	0.013	0.013	0.014	0.016	0.016	9/1/2011 11:46
12600	0.012	0.012	0.013	0.013	0.013	9/1/2011 11:47
12660	0.013	0.013	0.014	0.015	0.015	9/1/2011 11:48
12720	0.013	0.014	0.014	0.015	0.016	9/1/2011 11:49
12780	0.013	0.014	0.014	0.015	0.015	9/1/2011 11:50
12840	0.013	0.013	0.014	0.016	0.016	9/1/2011 11:51
12900	0.014	0.014	0.015	0.017	0.017	9/1/2011 11:52
12960	0.013	0.013	0.014	0.016	0.016	9/1/2011 11:53
13020	0.013	0.013	0.013	0.014	0.015	9/1/2011 11:54
13080	0.013	0.013	0.014	0.015	0.015	9/1/2011 11:55
13140	0.013	0.013	0.013	0.014	0.014	9/1/2011 11:56
13200	0.013	0.013	0.013	0.015	0.015	9/1/2011 11:57
13260	0.011	0.012	0.012	0.013	0.013	9/1/2011 11:58
13320	0.012	0.012	0.012	0.013	0.013	9/1/2011 11:59
13380	0.013	0.013	0.014	0.015	0.016	9/1/2011 12:00
13440	0.013	0.013	0.014	0.015	0.015	9/1/2011 12:01
13500	0.012	0.013	0.013	0.015	0.015	9/1/2011 12:02
13560	0.012	0.012	0.012	0.013	0.013	9/1/2011 12:03
13620	0.012	0.012	0.013	0.014	0.014	9/1/2011 12:04
13680	0.012	0.012	0.013	0.015	0.016	9/1/2011 12:05
13740	0.012	0.012	0.012	0.014	0.014	9/1/2011 12:06
13800	0.013	0.013	0.014	0.016	0.016	9/1/2011 12:07
13860	0.013	0.013	0.014	0.015	0.016	9/1/2011 12:08
13920	0.012	0.012	0.012	0.013	0.014	9/1/2011 12:09
13980	0.012	0.012	0.012	0.014	0.014	9/1/2011 12:10
14040	0.013	0.013	0.014	0.016	0.017	9/1/2011 12:11
14100	0.012	0.013	0.013	0.015	0.015	9/1/2011 12:12

14160	0.013	0.013	0.014	0.016	0.016	9/1/2011 12:13
14220	0.012	0.012	0.013	0.014	0.014	9/1/2011 12:14
14280	0.012	0.012	0.012	0.013	0.014	9/1/2011 12:15
14340	0.012	0.012	0.013	0.014	0.014	9/1/2011 12:16
14400	0.012	0.012	0.012	0.013	0.014	9/1/2011 12:17
14460	0.013	0.014	0.015	0.019	0.019	9/1/2011 12:18
14520	0.012	0.012	0.013	0.014	0.015	9/1/2011 12:19
14580	0.012	0.012	0.013	0.014	0.014	9/1/2011 12:20
14640	0.012	0.012	0.013	0.014	0.014	9/1/2011 12:21
14700	0.013	0.013	0.013	0.015	0.015	9/1/2011 12:22
14760	0.012	0.012	0.012	0.014	0.014	9/1/2011 12:23
14820	0.011	0.011	0.011	0.012	0.012	9/1/2011 12:24
14880	0.012	0.012	0.013	0.015	0.015	9/1/2011 12:25
14940	0.012	0.012	0.013	0.016	0.016	9/1/2011 12:26
15000	0.011	0.011	0.012	0.013	0.013	9/1/2011 12:27
15060	0.011	0.011	0.012	0.013	0.014	9/1/2011 12:28
15120	0.011	0.012	0.012	0.014	0.015	9/1/2011 12:29
15180	0.012	0.012	0.013	0.015	0.015	9/1/2011 12:30
15300	0.01	0.01	0.011	0.012	0.012	9/1/2011 12:32
15360	0.01	0.01	0.01	0.011	0.011	9/1/2011 12:33
15420	0.01	0.01	0.01	0.011	0.011	9/1/2011 12:34
15480	0.011	0.011	0.011	0.012	0.013	9/1/2011 12:35
15540	0.01	0.01	0.011	0.012	0.012	9/1/2011 12:36
15600	0.01	0.011	0.011	0.012	0.012	9/1/2011 12:37
15660	0.011	0.011	0.012	0.013	0.013	9/1/2011 12:38
15720	0.012	0.012	0.013	0.014	0.015	9/1/2011 12:39
15780	0.011	0.011	0.011	0.012	0.012	9/1/2011 12:40
15840	0.011	0.011	0.011	0.012	0.012	9/1/2011 12:41
15900	0.012	0.013	0.013	0.017	0.017	9/1/2011 12:42
15960	0.01	0.011	0.011	0.012	0.012	9/1/2011 12:43
16020	0.011	0.011	0.011	0.012	0.012	9/1/2011 12:44
16080	0.011	0.011	0.012	0.012	0.013	9/1/2011 12:45
16140	0.011	0.012	0.012	0.014	0.015	9/1/2011 12:46

16200	0.011	0.012	0.012	0.014	0.014	9/1/2011 12:47
16260	0.012	0.012	0.012	0.015	0.016	9/1/2011 12:48
16320	0.012	0.012	0.013	0.015	0.015	9/1/2011 12:49
16380	0.013	0.013	0.014	0.017	0.017	9/1/2011 12:50
16440	0.013	0.013	0.013	0.016	0.016	9/1/2011 12:51
16500	0.011	0.012	0.012	0.013	0.013	9/1/2011 12:52
16560	0.011	0.012	0.012	0.014	0.014	9/1/2011 12:53
16620	0.012	0.013	0.013	0.017	0.017	9/1/2011 12:54
16680	0.012	0.012	0.013	0.015	0.015	9/1/2011 12:55
16740	0.011	0.011	0.012	0.013	0.013	9/1/2011 12:56
16800	0.011	0.011	0.012	0.013	0.013	9/1/2011 12:57
16860	0.012	0.012	0.012	0.013	0.014	9/1/2011 12:58
16920	0.011	0.011	0.012	0.013	0.013	9/1/2011 12:59
16980	0.012	0.012	0.012	0.013	0.013	9/1/2011 13:00
17040	0.012	0.012	0.012	0.014	0.014	9/1/2011 13:01
17100	0.013	0.013	0.014	0.018	0.018	9/1/2011 13:02
17160	0.012	0.013	0.014	0.017	0.019	9/1/2011 13:03
17220	0.01	0.011	0.011	0.012	0.013	9/1/2011 13:04
17280	0.01	0.01	0.01	0.012	0.012	9/1/2011 13:05
17340	0.01	0.01	0.01	0.011	0.011	9/1/2011 13:06
17400	0.01	0.01	0.01	0.011	0.011	9/1/2011 13:07
17460	0.01	0.01	0.01	0.01	0.01	9/1/2011 13:08
17520	0.011	0.011	0.012	0.013	0.013	9/1/2011 13:09
17580	0.012	0.012	0.012	0.014	0.014	9/1/2011 13:10
17640	0.01	0.01	0.011	0.012	0.012	9/1/2011 13:11
17700	0.01	0.01	0.011	0.011	0.012	9/1/2011 13:12
17760	0.01	0.01	0.011	0.011	0.011	9/1/2011 13:13
17820	0.012	0.012	0.013	0.014	0.015	9/1/2011 13:14
17880	0.014	0.014	0.015	0.017	0.018	9/1/2011 13:15
17940	0.012	0.012	0.012	0.013	0.013	9/1/2011 13:16
18000	0.012	0.012	0.013	0.015	0.015	9/1/2011 13:17
18060	0.016	0.017	0.018	0.022	0.022	9/1/2011 13:18
18120	0.012	0.012	0.013	0.015	0.015	9/1/2011 13:19
18180	0.012	0.012	0.013	0.014	0.014	9/1/2011 13:20

18240	0.011	0.011	0.011	0.012	0.012	9/1/2011 13:21
18300	0.013	0.013	0.014	0.016	0.016	9/1/2011 13:22
18360	0.01	0.01	0.01	0.011	0.011	9/1/2011 13:23
18420	0.01	0.01	0.011	0.011	0.012	9/1/2011 13:24
18480	0.01	0.011	0.011	0.011	0.012	9/1/2011 13:25
18540	0.01	0.01	0.011	0.011	0.011	9/1/2011 13:26
18600	0.01	0.01	0.01	0.011	0.011	9/1/2011 13:27
18660	0.01	0.01	0.01	0.012	0.012	9/1/2011 13:28
18720	0.021	0.021	0.021	0.026	0.028	9/1/2011 13:29
18780	0.01	0.01	0.011	0.012	0.013	9/1/2011 13:30
18840	0.011	0.011	0.012	0.013	0.013	9/1/2011 13:31
18900	0.011	0.012	0.012	0.013	0.013	9/1/2011 13:32
18960	0.011	0.011	0.012	0.013	0.013	9/1/2011 13:33
19020	0.01	0.01	0.011	0.011	0.012	9/1/2011 13:34
19080	0.01	0.01	0.011	0.012	0.012	9/1/2011 13:35
19140	0.01	0.01	0.011	0.012	0.012	9/1/2011 13:36
19200	0.011	0.011	0.011	0.013	0.013	9/1/2011 13:37
19260	0.01	0.011	0.011	0.013	0.013	9/1/2011 13:38
19320	0.01	0.011	0.011	0.012	0.013	9/1/2011 13:39
19380	0.011	0.011	0.011	0.013	0.014	9/1/2011 13:40
19440	0.01	0.01	0.011	0.011	0.012	9/1/2011 13:41
19500	0.01	0.01	0.011	0.011	0.011	9/1/2011 13:42
19560	0.01	0.01	0.01	0.011	0.011	9/1/2011 13:43
19620	0.01	0.01	0.011	0.012	0.012	9/1/2011 13:44
19680	0.01	0.011	0.011	0.012	0.012	9/1/2011 13:45
19740	0.011	0.011	0.011	0.012	0.012	9/1/2011 13:46
19800	0.011	0.011	0.012	0.014	0.014	9/1/2011 13:47
19860	0.011	0.011	0.012	0.013	0.013	9/1/2011 13:48
19920	0.011	0.011	0.012	0.013	0.014	9/1/2011 13:49
19980	0.011	0.011	0.011	0.013	0.013	9/1/2011 13:50
20040	0.011	0.011	0.011	0.013	0.013	9/1/2011 13:51
20100	0.011	0.011	0.012	0.013	0.014	9/1/2011 13:52
20160	0.011	0.011	0.011	0.013	0.013	9/1/2011 13:53
20220	0.011	0.011	0.011	0.012	0.012	9/1/2011 13:54

20280	0.011	0.012	0.012	0.014	0.015	9/1/2011 13:55
20340	0.011	0.011	0.012	0.013	0.014	9/1/2011 13:56
20400	0.012	0.012	0.013	0.016	0.016	9/1/2011 13:57
20460	0.011	0.011	0.012	0.014	0.015	9/1/2011 13:58
20520	0.01	0.01	0.011	0.013	0.013	9/1/2011 13:59
20580	0.01	0.01	0.011	0.012	0.012	9/1/2011 14:00
20640	0.011	0.011	0.011	0.013	0.013	9/1/2011 14:01
20700	0.011	0.011	0.011	0.012	0.014	9/1/2011 14:02
20760	0.011	0.011	0.011	0.013	0.013	9/1/2011 14:03
20820	0.01	0.011	0.011	0.012	0.013	9/1/2011 14:04
20880	0.01	0.01	0.011	0.012	0.012	9/1/2011 14:05
20940	0.013	0.013	0.014	0.017	0.019	9/1/2011 14:06
21000	0.011	0.011	0.012	0.014	0.015	9/1/2011 14:07
21060	0.012	0.012	0.012	0.015	0.015	9/1/2011 14:08
21120	0.011	0.011	0.011	0.013	0.013	9/1/2011 14:09
21180	0.011	0.011	0.011	0.013	0.013	9/1/2011 14:10
21240	0.011	0.011	0.012	0.013	0.014	9/1/2011 14:11
21300	0.011	0.012	0.012	0.014	0.014	9/1/2011 14:12
21360	0.012	0.012	0.013	0.015	0.016	9/1/2011 14:13
21420	0.012	0.013	0.014	0.016	0.016	9/1/2011 14:14
21480	0.012	0.012	0.013	0.016	0.016	9/1/2011 14:15
21540	0.012	0.012	0.013	0.015	0.015	9/1/2011 14:16
21600	0.012	0.012	0.012	0.014	0.016	9/1/2011 14:17
21660	0.012	0.012	0.013	0.015	0.015	9/1/2011 14:18
21720	0.012	0.012	0.013	0.015	0.015	9/1/2011 14:19
21780	0.011	0.012	0.012	0.014	0.014	9/1/2011 14:20
21840	0.011	0.011	0.011	0.012	0.012	9/1/2011 14:21
21900	0.012	0.012	0.013	0.015	0.015	9/1/2011 14:22
21960	0.011	0.012	0.012	0.013	0.013	9/1/2011 14:23
22020	0.011	0.011	0.012	0.013	0.013	9/1/2011 14:24
22080	0.011	0.011	0.011	0.012	0.013	9/1/2011 14:25
22140	0.011	0.011	0.011	0.013	0.014	9/1/2011 14:26
22200	0.012	0.012	0.013	0.015	0.016	9/1/2011 14:27
22260	0.012	0.012	0.013	0.015	0.015	9/1/2011 14:28

22320	0.012	0.012	0.013	0.015	0.016	9/1/2011 14:29
22380	0.012	0.012	0.013	0.015	0.017	9/1/2011 14:30
22440	0.011	0.011	0.012	0.013	0.013	9/1/2011 14:31
22500	0.012	0.012	0.012	0.014	0.014	9/1/2011 14:32
22560	0.011	0.011	0.012	0.013	0.013	9/1/2011 14:33
22620	0.012	0.012	0.012	0.014	0.014	9/1/2011 14:34
22680	0.011	0.011	0.012	0.013	0.014	9/1/2011 14:35
22740	0.011	0.012	0.012	0.013	0.013	9/1/2011 14:36
22800	0.012	0.012	0.012	0.014	0.015	9/1/2011 14:37
22860	0.012	0.012	0.013	0.015	0.015	9/1/2011 14:38
22920	0.011	0.011	0.012	0.013	0.013	9/1/2011 14:39
22980	0.011	0.011	0.012	0.013	0.013	9/1/2011 14:40
23040	0.012	0.013	0.014	0.016	0.016	9/1/2011 14:41
23100	0.012	0.012	0.013	0.015	0.016	9/1/2011 14:42
23160	0.011	0.011	0.012	0.013	0.013	9/1/2011 14:43
23220	0.011	0.012	0.012	0.014	0.014	9/1/2011 14:44
23280	0.012	0.013	0.013	0.015	0.016	9/1/2011 14:45
23340	0.016	0.017	0.018	0.02	0.02	9/1/2011 14:46
23400	0.012	0.012	0.013	0.015	0.015	9/1/2011 14:47
23460	0.012	0.012	0.012	0.014	0.014	9/1/2011 14:48
23520	0.011	0.012	0.012	0.013	0.013	9/1/2011 14:49
23580	0.012	0.012	0.013	0.014	0.014	9/1/2011 14:50
23640	0.012	0.012	0.013	0.015	0.015	9/1/2011 14:51
23700	0.012	0.012	0.013	0.014	0.015	9/1/2011 14:52
23760	0.012	0.012	0.012	0.013	0.014	9/1/2011 14:53
23820	0.011	0.012	0.012	0.013	0.013	9/1/2011 14:54
23880	0.012	0.012	0.013	0.015	0.015	9/1/2011 14:55
23940	0.012	0.012	0.012	0.013	0.014	9/1/2011 14:56
24000	0.013	0.014	0.014	0.016	0.017	9/1/2011 14:57
24060	0.012	0.013	0.013	0.015	0.015	9/1/2011 14:58
24120	0.015	0.015	0.017	0.02	0.021	9/1/2011 14:59
24180	0.012	0.012	0.013	0.015	0.015	9/1/2011 15:00
24240	0.012	0.012	0.012	0.014	0.014	9/1/2011 15:01
24300	0.011	0.011	0.012	0.012	0.012	9/1/2011 15:02

24360	0.012	0.012	0.013	0.014	0.014	9/1/2011 15:03
24420	0.012	0.013	0.013	0.014	0.015	9/1/2011 15:04
24480	0.012	0.012	0.013	0.014	0.014	9/1/2011 15:05
24540	0.012	0.012	0.013	0.014	0.014	9/1/2011 15:06
24600	0.012	0.012	0.012	0.013	0.013	9/1/2011 15:07
24660	0.011	0.011	0.012	0.013	0.013	9/1/2011 15:08
24720	0.012	0.012	0.012	0.013	0.014	9/1/2011 15:09
24780	0.012	0.013	0.013	0.015	0.015	9/1/2011 15:10
24840	0.012	0.013	0.013	0.014	0.014	9/1/2011 15:11
24900	0.013	0.013	0.014	0.015	0.016	9/1/2011 15:12
24960	0.014	0.014	0.015	0.019	0.02	9/1/2011 15:13
25020	0.018	0.018	0.02	0.029	0.03	9/1/2011 15:14
25080	0.031	0.032	0.038	0.075	0.086	9/1/2011 15:15
25140	0.035	0.036	0.042	0.083	0.095	9/1/2011 15:16
25200	0.03	0.032	0.036	0.068	0.078	9/1/2011 15:17
25260	0.035	0.035	0.036	0.039	0.042	9/1/2011 15:18
25320	0.014	0.014	0.014	0.015	0.016	9/1/2011 15:19
25380	0.014	0.014	0.015	0.016	0.016	9/1/2011 15:20
25440	0.014	0.014	0.014	0.016	0.016	9/1/2011 15:21
25500	0.014	0.014	0.015	0.016	0.016	9/1/2011 15:22
25560	0.015	0.015	0.016	0.018	0.018	9/1/2011 15:23
25620	0.017	0.017	0.018	0.02	0.02	9/1/2011 15:24
25680	0.015	0.015	0.016	0.017	0.017	9/1/2011 15:25
25740	0.017	0.018	0.019	0.021	0.021	9/1/2011 15:26
25800	0.022	0.022	0.023	0.024	0.025	9/1/2011 15:27
25860	0.018	0.018	0.019	0.02	0.02	9/1/2011 15:28
25920	0.018	0.018	0.019	0.02	0.02	9/1/2011 15:29
25980	0.017	0.017	0.018	0.019	0.019	9/1/2011 15:30
26040	0.016	0.016	0.017	0.018	0.019	9/1/2011 15:31
26100	0.015	0.016	0.016	0.018	0.018	9/1/2011 15:32
26160	0.013	0.013	0.013	0.014	0.015	9/1/2011 15:33
26220	0.013	0.013	0.014	0.015	0.015	9/1/2011 15:34
26280	0.014	0.015	0.015	0.017	0.017	9/1/2011 15:35
26340	0.014	0.014	0.015	0.015	0.016	9/1/2011 15:36

26400	0.013	0.013	0.013	0.014	0.015	9/1/2011 15:37
26460	0.013	0.013	0.014	0.015	0.015	9/1/2011 15:38
26520	0.013	0.014	0.014	0.015	0.015	9/1/2011 15:39
26580	0.014	0.014	0.015	0.016	0.016	9/1/2011 15:40
26640	0.014	0.014	0.015	0.016	0.016	9/1/2011 15:41
26700	0.016	0.016	0.017	0.021	0.023	9/1/2011 15:42
26760	0.014	0.014	0.015	0.016	0.016	9/1/2011 15:43
26820	0.014	0.014	0.015	0.016	0.016	9/1/2011 15:44
26880	0.013	0.013	0.014	0.015	0.015	9/1/2011 15:45
26940	0.014	0.014	0.014	0.016	0.016	9/1/2011 15:46
27000	0.014	0.015	0.015	0.017	0.017	9/1/2011 15:47
27060	0.015	0.016	0.016	0.018	0.019	9/1/2011 15:48
27120	0.015	0.015	0.016	0.017	0.018	9/1/2011 15:49
27180	0.016	0.016	0.016	0.018	0.018	9/1/2011 15:50
27240	0.015	0.015	0.016	0.018	0.018	9/1/2011 15:51
27300	0.015	0.015	0.016	0.018	0.019	9/1/2011 15:52
27360	0.015	0.015	0.016	0.019	0.019	9/1/2011 15:53
27420	0.015	0.015	0.016	0.019	0.019	9/1/2011 15:54
27480	0.014	0.014	0.015	0.017	0.018	9/1/2011 15:55
27540	0.014	0.014	0.015	0.016	0.016	9/1/2011 15:56
27600	0.016	0.017	0.017	0.019	0.02	9/1/2011 15:57
27660	0.05	0.051	0.051	0.056	0.057	9/1/2011 15:58
27720	0.024	0.024	0.025	0.029	0.029	9/1/2011 15:59
27780	0.031	0.032	0.033	0.037	0.038	9/1/2011 16:00
27840	0.016	0.016	0.017	0.019	0.019	9/1/2011 16:01
27900	0.017	0.018	0.019	0.021	0.022	9/1/2011 16:02
27960	0.016	0.016	0.017	0.02	0.02	9/1/2011 16:03
28020	0.016	0.016	0.017	0.019	0.019	9/1/2011 16:04
28080	0.016	0.017	0.017	0.019	0.019	9/1/2011 16:05
28140	0.015	0.015	0.016	0.017	0.017	9/1/2011 16:06
28200	0.015	0.015	0.016	0.018	0.019	9/1/2011 16:07
28260	0.016	0.016	0.017	0.019	0.02	9/1/2011 16:08
28320	0.016	0.016	0.017	0.019	0.019	9/1/2011 16:09
28380	0.015	0.016	0.016	0.018	0.018	9/1/2011 16:10

28440	0.015	0.016	0.016	0.017	0.018	9/1/2011 16:11
28500	0.015	0.016	0.016	0.018	0.018	9/1/2011 16:12
28560	0.015	0.015	0.015	0.016	0.017	9/1/2011 16:13
28620	0.015	0.016	0.016	0.017	0.017	9/1/2011 16:14
28680	0.015	0.015	0.015	0.017	0.017	9/1/2011 16:15
28740	0.015	0.015	0.015	0.018	0.018	9/1/2011 16:16
28800	0.014	0.015	0.015	0.017	0.017	9/1/2011 16:17
28860	0.015	0.015	0.016	0.017	0.017	9/1/2011 16:18
28920	0.016	0.016	0.016	0.018	0.019	9/1/2011 16:19
28980	0.016	0.016	0.017	0.018	0.018	9/1/2011 16:20
29040	0.016	0.016	0.016	0.018	0.018	9/1/2011 16:21

Instrument Name	DustTrak DRX
Model Number	8533
Serial Number	8533101806
Firmware Version	2.8
Calibration Date	5/19/2011
Test Name	MANUAL_002
Test Start Time	7:33:17 AM
Test Start Date	9/2/2011
Test Length [D:H:M]	0:07:57
Test Interval [M:S]	1:00
PM1 Average [mg/m3]	0.018
PM1 Minimum [mg/m3]	0.01
PM1 Maximum [mg/m3]	0.142
PM1 TWA [mg/m3]	0.018
PM2.5 Average [mg/m3]	0.019
PM2.5 Minimum [mg/m3]	0.01
PM2.5 Maximum [mg/m3]	0.15
PM2.5 TWA [mg/m3]	0.019
PM4 Average [mg/m3]	0.02
PM4 Minimum [mg/m3]	0.01
PM4 Maximum [mg/m3]	0.18
PM4 TWA [mg/m3]	0.02
PM10 Average [mg/m3]	0.024
PM10 Minimum [mg/m3]	0.011
PM10 Maximum [mg/m3]	0.364
PM10 TWA [mg/m3]	0.024
TOTAL Average [mg/m3]	0.025
TOTAL Minimum [mg/m3]	0.011
TOTAL Maximum [mg/m3]	0.424
TOTAL TWA [mg/m3]	0.025
Photometric User Cal	1
Size Correction User Cal	1
Flow User Cal	1
Errors	

Number of Samples

477

Elapsed Time [s]	PM1 [mg/m3]	PM2.5 [mg/m3]	PM4 [mg/m3]	PM10 [mg/m3]	TOTAL [mg/m3]	Date/Time	Alarms	Errors
60	0.02	0.021	0.022	0.028	0.032	9/2/2011 7:34		
120	0.038	0.039	0.041	0.056	0.068	9/2/2011 7:35		
180	0.018	0.019	0.02	0.028	0.031	9/2/2011 7:36		
240	0.015	0.015	0.015	0.017	0.017	9/2/2011 7:37		
300	0.013	0.014	0.014	0.015	0.015	9/2/2011 7:38		
360	0.013	0.013	0.014	0.014	0.014	9/2/2011 7:39		
420	0.014	0.014	0.014	0.015	0.015	9/2/2011 7:40		
480	0.013	0.014	0.014	0.016	0.016	9/2/2011 7:41		
540	0.013	0.013	0.014	0.014	0.014	9/2/2011 7:42		
600	0.013	0.013	0.014	0.014	0.015	9/2/2011 7:43		
660	0.014	0.014	0.014	0.016	0.016	9/2/2011 7:44		
720	0.014	0.014	0.014	0.015	0.015	9/2/2011 7:45		
780	0.014	0.014	0.014	0.015	0.015	9/2/2011 7:46		
840	0.013	0.013	0.014	0.015	0.015	9/2/2011 7:47		
900	0.013	0.013	0.014	0.016	0.016	9/2/2011 7:48		
960	0.013	0.013	0.013	0.014	0.014	9/2/2011 7:49		
1020	0.011	0.011	0.012	0.013	0.013	9/2/2011 7:50		
1080	0.011	0.012	0.012	0.013	0.013	9/2/2011 7:51		
1140	0.012	0.012	0.012	0.014	0.014	9/2/2011 7:52		
1200	0.012	0.012	0.013	0.014	0.014	9/2/2011 7:53		
1260	0.014	0.015	0.015	0.02	0.022	9/2/2011 7:54		
1320	0.013	0.014	0.014	0.017	0.019	9/2/2011 7:55		
1380	0.012	0.013	0.013	0.016	0.016	9/2/2011 7:56		
1440	0.012	0.012	0.013	0.014	0.014	9/2/2011 7:57		
1500	0.013	0.013	0.014	0.018	0.019	9/2/2011 7:58		
1560	0.012	0.012	0.013	0.015	0.015	9/2/2011 7:59		
1620	0.012	0.012	0.013	0.014	0.015	9/2/2011 8:00		
1680	0.012	0.012	0.013	0.015	0.015	9/2/2011 8:01		
1740	0.013	0.013	0.013	0.014	0.015	9/2/2011 8:02		
1800	0.013	0.013	0.013	0.014	0.014	9/2/2011 8:03		
1860	0.012	0.012	0.013	0.014	0.014	9/2/2011 8:04		

1920	0.013	0.013	0.013	0.015	0.015	9/2/2011 8:05
1980	0.013	0.013	0.013	0.014	0.014	9/2/2011 8:06
2040	0.012	0.012	0.013	0.014	0.014	9/2/2011 8:07
2100	0.012	0.012	0.013	0.014	0.014	9/2/2011 8:08
2160	0.012	0.012	0.013	0.014	0.014	9/2/2011 8:09
2220	0.012	0.012	0.012	0.013	0.014	9/2/2011 8:10
2280	0.012	0.012	0.012	0.013	0.013	9/2/2011 8:11
2340	0.013	0.013	0.014	0.015	0.015	9/2/2011 8:12
2400	0.013	0.014	0.015	0.017	0.017	9/2/2011 8:13
2460	0.014	0.015	0.015	0.017	0.017	9/2/2011 8:14
2520	0.016	0.016	0.017	0.02	0.023	9/2/2011 8:15
2580	0.012	0.012	0.013	0.013	0.014	9/2/2011 8:16
2640	0.012	0.012	0.013	0.013	0.013	9/2/2011 8:17
2700	0.012	0.012	0.012	0.013	0.013	9/2/2011 8:18
2760	0.011	0.012	0.012	0.013	0.013	9/2/2011 8:19
2820	0.011	0.011	0.012	0.013	0.013	9/2/2011 8:20
2880	0.011	0.011	0.012	0.013	0.013	9/2/2011 8:21
2940	0.011	0.012	0.012	0.013	0.013	9/2/2011 8:22
3000	0.011	0.011	0.012	0.014	0.014	9/2/2011 8:23
3060	0.012	0.012	0.013	0.015	0.015	9/2/2011 8:24
3120	0.011	0.012	0.012	0.013	0.013	9/2/2011 8:25
3180	0.011	0.011	0.012	0.013	0.013	9/2/2011 8:26
3240	0.012	0.012	0.013	0.014	0.014	9/2/2011 8:27
3300	0.012	0.012	0.013	0.013	0.013	9/2/2011 8:28
3360	0.011	0.011	0.011	0.012	0.012	9/2/2011 8:29
3420	0.01	0.011	0.011	0.012	0.012	9/2/2011 8:30
3480	0.01	0.011	0.011	0.012	0.012	9/2/2011 8:31
3540	0.01	0.01	0.01	0.011	0.011	9/2/2011 8:32
3600	0.01	0.01	0.011	0.011	0.011	9/2/2011 8:33
3660	0.01	0.01	0.011	0.012	0.012	9/2/2011 8:34
3720	0.01	0.01	0.01	0.011	0.011	9/2/2011 8:35
3780	0.011	0.011	0.011	0.012	0.012	9/2/2011 8:36
3840	0.011	0.011	0.011	0.012	0.012	9/2/2011 8:37
3900	0.011	0.011	0.011	0.012	0.012	9/2/2011 8:38

3960	0.011	0.011	0.011	0.012	0.013	9/2/2011 8:39
4020	0.011	0.011	0.011	0.012	0.012	9/2/2011 8:40
4080	0.011	0.011	0.011	0.012	0.012	9/2/2011 8:41
4140	0.012	0.012	0.012	0.014	0.016	9/2/2011 8:42
4200	0.01	0.011	0.011	0.012	0.012	9/2/2011 8:43
4260	0.01	0.01	0.01	0.011	0.011	9/2/2011 8:44
4320	0.01	0.01	0.01	0.011	0.011	9/2/2011 8:45
4380	0.01	0.01	0.011	0.012	0.012	9/2/2011 8:46
4440	0.01	0.011	0.011	0.012	0.012	9/2/2011 8:47
4500	0.011	0.012	0.012	0.014	0.015	9/2/2011 8:48
4560	0.011	0.011	0.011	0.013	0.013	9/2/2011 8:49
4620	0.012	0.012	0.013	0.016	0.017	9/2/2011 8:50
4680	0.011	0.011	0.011	0.013	0.013	9/2/2011 8:51
4740	0.011	0.011	0.012	0.015	0.016	9/2/2011 8:52
4800	0.01	0.01	0.011	0.012	0.012	9/2/2011 8:53
4860	0.01	0.01	0.01	0.011	0.011	9/2/2011 8:54
4920	0.01	0.01	0.011	0.011	0.011	9/2/2011 8:55
4980	0.01	0.01	0.011	0.012	0.012	9/2/2011 8:56
5040	0.01	0.01	0.011	0.011	0.012	9/2/2011 8:57
5100	0.01	0.01	0.01	0.011	0.011	9/2/2011 8:58
5160	0.011	0.011	0.011	0.012	0.012	9/2/2011 8:59
5220	0.011	0.011	0.012	0.013	0.013	9/2/2011 9:00
5280	0.011	0.011	0.012	0.013	0.013	9/2/2011 9:01
5340	0.023	0.024	0.028	0.042	0.045	9/2/2011 9:02
5400	0.016	0.016	0.018	0.024	0.025	9/2/2011 9:03
5460	0.012	0.012	0.013	0.016	0.017	9/2/2011 9:04
5520	0.011	0.012	0.012	0.014	0.014	9/2/2011 9:05
5580	0.01	0.01	0.011	0.012	0.012	9/2/2011 9:06
5640	0.01	0.01	0.01	0.011	0.012	9/2/2011 9:07
5700	0.01	0.01	0.01	0.011	0.012	9/2/2011 9:08
5760	0.035	0.038	0.047	0.083	0.088	9/2/2011 9:09
5820	0.017	0.018	0.021	0.031	0.032	9/2/2011 9:10
5880	0.014	0.014	0.015	0.018	0.018	9/2/2011 9:11
5940	0.013	0.014	0.014	0.015	0.016	9/2/2011 9:12

6000	0.014	0.014	0.015	0.016	0.017	9/2/2011 9:13
6060	0.013	0.013	0.014	0.016	0.016	9/2/2011 9:14
6120	0.011	0.011	0.012	0.012	0.012	9/2/2011 9:15
6180	0.011	0.011	0.012	0.013	0.013	9/2/2011 9:16
6240	0.01	0.01	0.01	0.011	0.011	9/2/2011 9:17
6300	0.012	0.012	0.012	0.014	0.015	9/2/2011 9:18
6360	0.013	0.013	0.014	0.018	0.018	9/2/2011 9:19
6420	0.022	0.023	0.027	0.046	0.051	9/2/2011 9:20
6480	0.015	0.016	0.017	0.025	0.027	9/2/2011 9:21
6540	0.014	0.015	0.017	0.023	0.024	9/2/2011 9:22
6600	0.011	0.011	0.011	0.013	0.013	9/2/2011 9:23
6660	0.021	0.021	0.022	0.022	0.022	9/2/2011 9:24
6720	0.015	0.015	0.016	0.018	0.018	9/2/2011 9:25
6780	0.012	0.013	0.013	0.014	0.014	9/2/2011 9:26
6840	0.02	0.021	0.024	0.037	0.042	9/2/2011 9:27
6900	0.065	0.068	0.079	0.137	0.153	9/2/2011 9:28
6960	0.041	0.043	0.046	0.06	0.063	9/2/2011 9:29
7020	0.028	0.029	0.03	0.035	0.036	9/2/2011 9:30
7080	0.021	0.021	0.022	0.026	0.027	9/2/2011 9:31
7140	0.028	0.029	0.031	0.034	0.035	9/2/2011 9:32
7200	0.02	0.02	0.021	0.024	0.025	9/2/2011 9:33
7260	0.014	0.014	0.015	0.018	0.018	9/2/2011 9:34
7320	0.011	0.011	0.012	0.013	0.013	9/2/2011 9:35
7380	0.014	0.014	0.016	0.021	0.024	9/2/2011 9:36
7440	0.014	0.014	0.015	0.019	0.02	9/2/2011 9:37
7500	0.014	0.014	0.015	0.017	0.018	9/2/2011 9:38
7560	0.013	0.014	0.014	0.017	0.018	9/2/2011 9:39
7620	0.015	0.016	0.017	0.021	0.024	9/2/2011 9:40
7680	0.018	0.019	0.021	0.028	0.028	9/2/2011 9:41
7740	0.016	0.017	0.019	0.022	0.023	9/2/2011 9:42
7800	0.016	0.016	0.018	0.022	0.022	9/2/2011 9:43
7860	0.016	0.016	0.017	0.02	0.022	9/2/2011 9:44
7920	0.016	0.016	0.017	0.022	0.022	9/2/2011 9:45
7980	0.011	0.012	0.012	0.013	0.013	9/2/2011 9:46

8040	0.011	0.011	0.011	0.012	0.013	9/2/2011 9:47
8100	0.011	0.011	0.012	0.012	0.012	9/2/2011 9:48
8160	0.011	0.011	0.011	0.012	0.012	9/2/2011 9:49
8220	0.012	0.012	0.013	0.014	0.014	9/2/2011 9:50
8280	0.012	0.013	0.013	0.015	0.016	9/2/2011 9:51
8340	0.011	0.012	0.012	0.013	0.013	9/2/2011 9:52
8400	0.012	0.012	0.013	0.014	0.014	9/2/2011 9:53
8460	0.013	0.013	0.013	0.014	0.014	9/2/2011 9:54
8520	0.012	0.012	0.012	0.013	0.013	9/2/2011 9:55
8580	0.013	0.013	0.014	0.017	0.018	9/2/2011 9:56
8640	0.011	0.011	0.012	0.013	0.013	9/2/2011 9:57
8700	0.012	0.012	0.012	0.014	0.014	9/2/2011 9:58
8760	0.011	0.011	0.012	0.012	0.012	9/2/2011 9:59
8820	0.011	0.012	0.012	0.013	0.013	9/2/2011 10:00
8880	0.013	0.013	0.014	0.015	0.015	9/2/2011 10:01
8940	0.014	0.015	0.016	0.018	0.019	9/2/2011 10:02
9000	0.013	0.014	0.015	0.017	0.017	9/2/2011 10:03
9060	0.012	0.013	0.013	0.014	0.015	9/2/2011 10:04
9120	0.013	0.013	0.013	0.015	0.015	9/2/2011 10:05
9180	0.013	0.013	0.014	0.016	0.016	9/2/2011 10:06
9240	0.013	0.014	0.014	0.016	0.016	9/2/2011 10:07
9300	0.015	0.016	0.017	0.02	0.021	9/2/2011 10:08
9360	0.015	0.016	0.017	0.02	0.02	9/2/2011 10:09
9420	0.013	0.013	0.014	0.015	0.016	9/2/2011 10:10
9480	0.013	0.013	0.014	0.015	0.016	9/2/2011 10:11
9540	0.013	0.013	0.013	0.015	0.015	9/2/2011 10:12
9600	0.013	0.013	0.013	0.015	0.015	9/2/2011 10:13
9660	0.013	0.013	0.014	0.015	0.015	9/2/2011 10:14
9720	0.013	0.014	0.014	0.015	0.016	9/2/2011 10:15
9780	0.013	0.014	0.014	0.015	0.015	9/2/2011 10:16
9840	0.013	0.013	0.014	0.015	0.015	9/2/2011 10:17
9900	0.014	0.014	0.015	0.016	0.016	9/2/2011 10:18
9960	0.014	0.015	0.016	0.017	0.018	9/2/2011 10:19
10020	0.015	0.015	0.016	0.02	0.02	9/2/2011 10:20

10080	0.015	0.016	0.016	0.018	0.018	9/2/2011 10:21
10140	0.014	0.014	0.015	0.017	0.017	9/2/2011 10:22
10200	0.014	0.014	0.015	0.016	0.016	9/2/2011 10:23
10260	0.019	0.019	0.02	0.022	0.022	9/2/2011 10:24
10320	0.036	0.037	0.038	0.042	0.043	9/2/2011 10:25
10380	0.046	0.047	0.05	0.061	0.064	9/2/2011 10:26
10440	0.019	0.02	0.02	0.022	0.023	9/2/2011 10:27
10500	0.017	0.017	0.017	0.02	0.02	9/2/2011 10:28
10560	0.015	0.016	0.016	0.018	0.019	9/2/2011 10:29
10620	0.015	0.016	0.016	0.019	0.019	9/2/2011 10:30
10680	0.022	0.023	0.024	0.03	0.032	9/2/2011 10:31
10740	0.027	0.028	0.029	0.031	0.032	9/2/2011 10:32
10800	0.025	0.026	0.026	0.028	0.028	9/2/2011 10:33
10860	0.013	0.013	0.014	0.015	0.015	9/2/2011 10:34
10920	0.013	0.014	0.014	0.016	0.016	9/2/2011 10:35
10980	0.013	0.013	0.014	0.015	0.015	9/2/2011 10:36
11040	0.015	0.015	0.016	0.018	0.019	9/2/2011 10:37
11100	0.029	0.029	0.031	0.035	0.035	9/2/2011 10:38
11160	0.017	0.017	0.018	0.022	0.022	9/2/2011 10:39
11220	0.097	0.099	0.105	0.137	0.149	9/2/2011 10:40
11280	0.053	0.055	0.062	0.088	0.096	9/2/2011 10:41
11340	0.042	0.044	0.046	0.055	0.056	9/2/2011 10:42
11400	0.072	0.073	0.074	0.078	0.078	9/2/2011 10:43
11460	0.013	0.013	0.014	0.015	0.015	9/2/2011 10:44
11520	0.017	0.017	0.018	0.024	0.026	9/2/2011 10:45
11580	0.051	0.053	0.058	0.087	0.098	9/2/2011 10:46
11640	0.037	0.037	0.039	0.047	0.052	9/2/2011 10:47
11700	0.034	0.035	0.036	0.043	0.044	9/2/2011 10:48
11760	0.018	0.019	0.02	0.022	0.022	9/2/2011 10:49
11820	0.015	0.015	0.015	0.016	0.017	9/2/2011 10:50
11880	0.032	0.032	0.033	0.036	0.036	9/2/2011 10:51
11940	0.04	0.041	0.043	0.051	0.051	9/2/2011 10:52
12000	0.046	0.047	0.049	0.057	0.059	9/2/2011 10:53
12060	0.042	0.043	0.046	0.056	0.058	9/2/2011 10:54

12120	0.041	0.041	0.043	0.048	0.049	9/2/2011 10:55
12180	0.026	0.026	0.028	0.031	0.033	9/2/2011 10:56
12240	0.018	0.019	0.02	0.026	0.03	9/2/2011 10:57
12300	0.018	0.019	0.02	0.023	0.024	9/2/2011 10:58
12360	0.026	0.027	0.029	0.039	0.042	9/2/2011 10:59
12420	0.019	0.019	0.022	0.031	0.033	9/2/2011 11:00
12480	0.017	0.017	0.019	0.024	0.026	9/2/2011 11:01
12540	0.02	0.021	0.024	0.033	0.033	9/2/2011 11:02
12600	0.019	0.02	0.023	0.03	0.031	9/2/2011 11:03
12660	0.015	0.016	0.017	0.019	0.019	9/2/2011 11:04
12720	0.015	0.016	0.017	0.021	0.022	9/2/2011 11:05
12780	0.021	0.022	0.025	0.037	0.041	9/2/2011 11:06
12840	0.013	0.014	0.014	0.016	0.016	9/2/2011 11:07
12900	0.013	0.014	0.014	0.016	0.016	9/2/2011 11:08
12960	0.017	0.017	0.018	0.025	0.025	9/2/2011 11:09
13020	0.014	0.014	0.015	0.017	0.017	9/2/2011 11:10
13080	0.013	0.014	0.014	0.015	0.016	9/2/2011 11:11
13140	0.013	0.013	0.013	0.015	0.015	9/2/2011 11:12
13200	0.014	0.014	0.015	0.017	0.017	9/2/2011 11:13
13260	0.012	0.013	0.013	0.014	0.014	9/2/2011 11:14
13320	0.013	0.013	0.014	0.015	0.015	9/2/2011 11:15
13380	0.013	0.013	0.014	0.014	0.014	9/2/2011 11:16
13440	0.013	0.013	0.014	0.015	0.015	9/2/2011 11:17
13500	0.013	0.013	0.013	0.015	0.015	9/2/2011 11:18
13560	0.013	0.013	0.013	0.014	0.014	9/2/2011 11:19
13620	0.013	0.014	0.014	0.015	0.015	9/2/2011 11:20
13680	0.013	0.014	0.014	0.015	0.016	9/2/2011 11:21
13740	0.013	0.013	0.014	0.015	0.015	9/2/2011 11:22
13800	0.016	0.017	0.018	0.024	0.026	9/2/2011 11:23
13860	0.016	0.016	0.017	0.02	0.021	9/2/2011 11:24
13920	0.015	0.015	0.016	0.018	0.018	9/2/2011 11:25
13980	0.015	0.016	0.016	0.019	0.019	9/2/2011 11:26
14040	0.016	0.017	0.018	0.022	0.022	9/2/2011 11:27
14100	0.014	0.015	0.016	0.017	0.017	9/2/2011 11:28

14160	0.015	0.015	0.016	0.018	0.018	9/2/2011 11:29
14220	0.015	0.016	0.017	0.018	0.018	9/2/2011 11:30
14280	0.016	0.016	0.017	0.019	0.019	9/2/2011 11:31
14340	0.016	0.016	0.017	0.019	0.019	9/2/2011 11:32
14400	0.015	0.015	0.016	0.017	0.017	9/2/2011 11:33
14460	0.015	0.015	0.016	0.017	0.017	9/2/2011 11:34
14520	0.014	0.014	0.014	0.016	0.016	9/2/2011 11:35
14580	0.014	0.014	0.015	0.016	0.016	9/2/2011 11:36
14640	0.014	0.014	0.015	0.015	0.015	9/2/2011 11:37
14700	0.014	0.015	0.015	0.016	0.016	9/2/2011 11:38
14760	0.015	0.015	0.015	0.017	0.017	9/2/2011 11:39
14820	0.015	0.015	0.016	0.017	0.017	9/2/2011 11:40
14880	0.015	0.015	0.016	0.017	0.017	9/2/2011 11:41
14940	0.014	0.014	0.015	0.016	0.016	9/2/2011 11:42
15000	0.019	0.02	0.022	0.033	0.037	9/2/2011 11:43
15060	0.015	0.015	0.016	0.02	0.02	9/2/2011 11:44
15120	0.014	0.014	0.014	0.015	0.015	9/2/2011 11:45
15180	0.014	0.014	0.014	0.015	0.015	9/2/2011 11:46
15300	0.015	0.015	0.015	0.017	0.017	9/2/2011 11:48
15360	0.015	0.015	0.016	0.017	0.017	9/2/2011 11:49
15420	0.015	0.015	0.016	0.017	0.017	9/2/2011 11:50
15480	0.015	0.015	0.016	0.017	0.017	9/2/2011 11:51
15540	0.016	0.016	0.017	0.018	0.019	9/2/2011 11:52
15600	0.016	0.016	0.017	0.019	0.02	9/2/2011 11:53
15660	0.015	0.015	0.016	0.017	0.017	9/2/2011 11:54
15720	0.015	0.015	0.016	0.017	0.017	9/2/2011 11:55
15780	0.016	0.016	0.016	0.018	0.018	9/2/2011 11:56
15840	0.017	0.017	0.018	0.021	0.021	9/2/2011 11:57
15900	0.016	0.017	0.017	0.019	0.019	9/2/2011 11:58
15960	0.016	0.016	0.017	0.018	0.018	9/2/2011 11:59
16020	0.016	0.016	0.017	0.018	0.018	9/2/2011 12:00
16080	0.015	0.015	0.016	0.016	0.016	9/2/2011 12:01
16140	0.015	0.015	0.016	0.017	0.018	9/2/2011 12:02

16200	0.015	0.015	0.016	0.017	0.017	9/2/2011 12:03
16260	0.014	0.015	0.015	0.016	0.016	9/2/2011 12:04
16320	0.015	0.015	0.015	0.016	0.016	9/2/2011 12:05
16380	0.015	0.015	0.015	0.017	0.017	9/2/2011 12:06
16440	0.015	0.015	0.015	0.016	0.016	9/2/2011 12:07
16500	0.015	0.015	0.015	0.016	0.016	9/2/2011 12:08
16560	0.016	0.016	0.016	0.019	0.019	9/2/2011 12:09
16620	0.015	0.015	0.015	0.016	0.016	9/2/2011 12:10
16680	0.015	0.016	0.016	0.018	0.018	9/2/2011 12:11
16740	0.017	0.017	0.018	0.021	0.021	9/2/2011 12:12
16800	0.016	0.016	0.017	0.018	0.019	9/2/2011 12:13
16860	0.016	0.016	0.017	0.019	0.019	9/2/2011 12:14
16920	0.016	0.016	0.017	0.018	0.019	9/2/2011 12:15
16980	0.016	0.016	0.017	0.018	0.018	9/2/2011 12:16
17040	0.015	0.016	0.016	0.017	0.018	9/2/2011 12:17
17100	0.016	0.017	0.018	0.02	0.02	9/2/2011 12:18
17160	0.016	0.016	0.017	0.018	0.018	9/2/2011 12:19
17220	0.016	0.016	0.016	0.017	0.017	9/2/2011 12:20
17280	0.016	0.016	0.017	0.018	0.018	9/2/2011 12:21
17340	0.016	0.017	0.017	0.018	0.018	9/2/2011 12:22
17400	0.017	0.017	0.017	0.018	0.018	9/2/2011 12:23
17460	0.016	0.016	0.017	0.019	0.019	9/2/2011 12:24
17520	0.017	0.017	0.018	0.019	0.019	9/2/2011 12:25
17580	0.017	0.018	0.018	0.02	0.022	9/2/2011 12:26
17640	0.018	0.018	0.019	0.022	0.023	9/2/2011 12:27
17700	0.017	0.018	0.018	0.02	0.02	9/2/2011 12:28
17760	0.018	0.018	0.018	0.02	0.02	9/2/2011 12:29
17820	0.02	0.021	0.023	0.026	0.026	9/2/2011 12:30
17880	0.045	0.048	0.057	0.087	0.092	9/2/2011 12:31
17940	0.039	0.042	0.049	0.075	0.08	9/2/2011 12:32
18000	0.027	0.028	0.032	0.045	0.045	9/2/2011 12:33
18060	0.022	0.023	0.025	0.032	0.034	9/2/2011 12:34
18120	0.016	0.017	0.017	0.019	0.019	9/2/2011 12:35
18180	0.016	0.016	0.017	0.018	0.018	9/2/2011 12:36

18240	0.02	0.021	0.022	0.03	0.031	9/2/2011 12:37
18300	0.02	0.02	0.022	0.027	0.028	9/2/2011 12:38
18360	0.016	0.016	0.017	0.018	0.018	9/2/2011 12:39
18420	0.017	0.017	0.017	0.019	0.02	9/2/2011 12:40
18480	0.017	0.017	0.017	0.019	0.019	9/2/2011 12:41
18540	0.016	0.017	0.017	0.019	0.019	9/2/2011 12:42
18600	0.017	0.017	0.018	0.02	0.02	9/2/2011 12:43
18660	0.017	0.017	0.018	0.019	0.019	9/2/2011 12:44
18720	0.019	0.02	0.021	0.026	0.028	9/2/2011 12:45
18780	0.016	0.017	0.017	0.02	0.02	9/2/2011 12:46
18840	0.022	0.023	0.025	0.035	0.038	9/2/2011 12:47
18900	0.025	0.026	0.029	0.04	0.042	9/2/2011 12:48
18960	0.021	0.022	0.023	0.026	0.026	9/2/2011 12:49
19020	0.016	0.017	0.017	0.018	0.019	9/2/2011 12:50
19080	0.017	0.017	0.018	0.019	0.02	9/2/2011 12:51
19140	0.029	0.031	0.034	0.054	0.06	9/2/2011 12:52
19200	0.019	0.019	0.02	0.025	0.026	9/2/2011 12:53
19260	0.024	0.025	0.028	0.04	0.042	9/2/2011 12:54
19320	0.018	0.019	0.019	0.022	0.022	9/2/2011 12:55
19380	0.017	0.018	0.018	0.021	0.021	9/2/2011 12:56
19440	0.017	0.018	0.018	0.02	0.021	9/2/2011 12:57
19500	0.026	0.027	0.028	0.035	0.036	9/2/2011 12:58
19560	0.142	0.15	0.18	0.364	0.424	9/2/2011 12:59
19620	0.067	0.07	0.078	0.107	0.114	9/2/2011 13:00
19680	0.035	0.037	0.039	0.046	0.047	9/2/2011 13:01
19740	0.05	0.052	0.057	0.079	0.086	9/2/2011 13:02
19800	0.043	0.045	0.048	0.062	0.069	9/2/2011 13:03
19860	0.049	0.051	0.053	0.06	0.061	9/2/2011 13:04
19920	0.04	0.041	0.043	0.047	0.047	9/2/2011 13:05
19980	0.064	0.066	0.07	0.085	0.089	9/2/2011 13:06
20040	0.036	0.037	0.039	0.046	0.049	9/2/2011 13:07
20100	0.047	0.049	0.05	0.058	0.06	9/2/2011 13:08
20160	0.065	0.066	0.067	0.07	0.07	9/2/2011 13:09
20220	0.051	0.052	0.054	0.06	0.061	9/2/2011 13:10

20280	0.064	0.067	0.079	0.14	0.155	9/2/2011 13:11
20340	0.037	0.038	0.042	0.059	0.064	9/2/2011 13:12
20400	0.046	0.049	0.055	0.082	0.09	9/2/2011 13:13
20460	0.033	0.035	0.039	0.053	0.057	9/2/2011 13:14
20520	0.118	0.125	0.153	0.284	0.31	9/2/2011 13:15
20580	0.027	0.028	0.031	0.046	0.052	9/2/2011 13:16
20640	0.021	0.021	0.022	0.024	0.024	9/2/2011 13:17
20700	0.017	0.017	0.017	0.019	0.019	9/2/2011 13:18
20760	0.034	0.034	0.035	0.039	0.04	9/2/2011 13:19
20820	0.027	0.028	0.028	0.03	0.031	9/2/2011 13:20
20880	0.018	0.018	0.019	0.02	0.02	9/2/2011 13:21
20940	0.039	0.04	0.04	0.042	0.042	9/2/2011 13:22
21000	0.017	0.017	0.018	0.018	0.019	9/2/2011 13:23
21060	0.016	0.017	0.017	0.018	0.018	9/2/2011 13:24
21120	0.019	0.019	0.02	0.024	0.026	9/2/2011 13:25
21180	0.022	0.023	0.025	0.033	0.037	9/2/2011 13:26
21240	0.016	0.016	0.017	0.018	0.018	9/2/2011 13:27
21300	0.016	0.016	0.017	0.018	0.018	9/2/2011 13:28
21360	0.016	0.016	0.017	0.017	0.017	9/2/2011 13:29
21420	0.023	0.024	0.027	0.041	0.045	9/2/2011 13:30
21480	0.019	0.019	0.02	0.021	0.022	9/2/2011 13:31
21540	0.017	0.017	0.018	0.019	0.019	9/2/2011 13:32
21600	0.016	0.017	0.017	0.019	0.019	9/2/2011 13:33
21660	0.017	0.017	0.018	0.02	0.02	9/2/2011 13:34
21720	0.018	0.018	0.019	0.021	0.022	9/2/2011 13:35
21780	0.016	0.016	0.016	0.018	0.018	9/2/2011 13:36
21840	0.016	0.016	0.017	0.017	0.017	9/2/2011 13:37
21900	0.016	0.016	0.017	0.019	0.019	9/2/2011 13:38
21960	0.015	0.016	0.016	0.018	0.018	9/2/2011 13:39
22020	0.016	0.016	0.016	0.018	0.018	9/2/2011 13:40
22080	0.016	0.016	0.017	0.019	0.019	9/2/2011 13:41
22140	0.015	0.015	0.016	0.017	0.017	9/2/2011 13:42
22200	0.015	0.016	0.016	0.017	0.017	9/2/2011 13:43
22260	0.016	0.016	0.017	0.018	0.018	9/2/2011 13:44

22320	0.016	0.016	0.017	0.017	0.018	9/2/2011 13:45
22380	0.015	0.016	0.016	0.017	0.017	9/2/2011 13:46
22440	0.015	0.015	0.016	0.017	0.017	9/2/2011 13:47
22500	0.016	0.017	0.017	0.019	0.019	9/2/2011 13:48
22560	0.016	0.017	0.018	0.019	0.019	9/2/2011 13:49
22620	0.015	0.016	0.016	0.017	0.017	9/2/2011 13:50
22680	0.015	0.015	0.016	0.016	0.017	9/2/2011 13:51
22740	0.015	0.016	0.016	0.016	0.017	9/2/2011 13:52
22800	0.015	0.015	0.015	0.016	0.016	9/2/2011 13:53
22860	0.015	0.015	0.016	0.017	0.017	9/2/2011 13:54
22920	0.014	0.015	0.015	0.017	0.017	9/2/2011 13:55
22980	0.016	0.016	0.017	0.019	0.02	9/2/2011 13:56
23040	0.015	0.016	0.016	0.017	0.017	9/2/2011 13:57
23100	0.022	0.023	0.026	0.039	0.042	9/2/2011 13:58
23160	0.018	0.019	0.02	0.025	0.026	9/2/2011 13:59
23220	0.015	0.016	0.017	0.018	0.018	9/2/2011 14:00
23280	0.019	0.02	0.021	0.029	0.03	9/2/2011 14:01
23340	0.016	0.017	0.017	0.019	0.019	9/2/2011 14:02
23400	0.015	0.015	0.016	0.017	0.017	9/2/2011 14:03
23460	0.015	0.015	0.015	0.016	0.017	9/2/2011 14:04
23520	0.015	0.015	0.016	0.017	0.017	9/2/2011 14:05
23580	0.016	0.016	0.017	0.019	0.019	9/2/2011 14:06
23640	0.015	0.016	0.017	0.019	0.019	9/2/2011 14:07
23700	0.016	0.017	0.018	0.02	0.02	9/2/2011 14:08
23760	0.017	0.018	0.019	0.022	0.023	9/2/2011 14:09
23820	0.018	0.018	0.02	0.025	0.026	9/2/2011 14:10
23880	0.02	0.021	0.022	0.03	0.033	9/2/2011 14:11
23940	0.018	0.019	0.02	0.024	0.025	9/2/2011 14:12
24000	0.016	0.016	0.017	0.019	0.019	9/2/2011 14:13
24060	0.014	0.014	0.015	0.016	0.017	9/2/2011 14:14
24120	0.03	0.032	0.038	0.069	0.075	9/2/2011 14:15
24180	0.021	0.021	0.024	0.037	0.04	9/2/2011 14:16
24240	0.015	0.015	0.016	0.017	0.017	9/2/2011 14:17
24300	0.014	0.014	0.015	0.016	0.016	9/2/2011 14:18

24360	0.014	0.015	0.015	0.018	0.019	9/2/2011 14:19
24420	0.013	0.014	0.014	0.015	0.015	9/2/2011 14:20
24480	0.014	0.014	0.015	0.016	0.016	9/2/2011 14:21
24540	0.017	0.018	0.019	0.025	0.027	9/2/2011 14:22
24600	0.024	0.025	0.029	0.048	0.05	9/2/2011 14:23
24660	0.014	0.015	0.015	0.018	0.018	9/2/2011 14:24
24720	0.016	0.017	0.018	0.022	0.023	9/2/2011 14:25
24780	0.015	0.015	0.016	0.017	0.018	9/2/2011 14:26
24840	0.015	0.016	0.016	0.019	0.019	9/2/2011 14:27
24900	0.015	0.016	0.016	0.018	0.018	9/2/2011 14:28
24960	0.015	0.015	0.016	0.018	0.018	9/2/2011 14:29
25020	0.015	0.016	0.016	0.018	0.018	9/2/2011 14:30
25080	0.015	0.016	0.016	0.018	0.018	9/2/2011 14:31
25140	0.016	0.016	0.017	0.018	0.019	9/2/2011 14:32
25200	0.02	0.021	0.023	0.033	0.037	9/2/2011 14:33
25260	0.015	0.016	0.016	0.018	0.019	9/2/2011 14:34
25320	0.016	0.016	0.017	0.019	0.019	9/2/2011 14:35
25380	0.015	0.016	0.016	0.017	0.017	9/2/2011 14:36
25440	0.015	0.016	0.016	0.017	0.017	9/2/2011 14:37
25500	0.015	0.015	0.016	0.016	0.017	9/2/2011 14:38
25560	0.015	0.015	0.016	0.017	0.017	9/2/2011 14:39
25620	0.016	0.017	0.017	0.018	0.018	9/2/2011 14:40
25680	0.016	0.017	0.017	0.018	0.018	9/2/2011 14:41
25740	0.016	0.017	0.017	0.018	0.018	9/2/2011 14:42
25800	0.016	0.017	0.017	0.018	0.019	9/2/2011 14:43
25860	0.016	0.016	0.016	0.017	0.017	9/2/2011 14:44
25920	0.026	0.027	0.031	0.049	0.053	9/2/2011 14:45
25980	0.016	0.017	0.017	0.018	0.018	9/2/2011 14:46
26040	0.02	0.02	0.022	0.028	0.03	9/2/2011 14:47
26100	0.019	0.02	0.021	0.029	0.029	9/2/2011 14:48
26160	0.015	0.016	0.016	0.017	0.017	9/2/2011 14:49
26220	0.016	0.016	0.017	0.017	0.017	9/2/2011 14:50
26280	0.016	0.016	0.017	0.018	0.018	9/2/2011 14:51
26340	0.016	0.016	0.017	0.017	0.017	9/2/2011 14:52

26400	0.017	0.017	0.018	0.019	0.019	9/2/2011 14:53
26460	0.016	0.016	0.017	0.018	0.018	9/2/2011 14:54
26520	0.015	0.016	0.016	0.017	0.017	9/2/2011 14:55
26580	0.016	0.016	0.017	0.018	0.018	9/2/2011 14:56
26640	0.015	0.015	0.016	0.016	0.016	9/2/2011 14:57
26700	0.015	0.016	0.016	0.017	0.017	9/2/2011 14:58
26760	0.016	0.017	0.017	0.018	0.019	9/2/2011 14:59
26820	0.016	0.016	0.017	0.017	0.018	9/2/2011 15:00
26880	0.016	0.017	0.017	0.018	0.018	9/2/2011 15:01
26940	0.017	0.017	0.018	0.019	0.019	9/2/2011 15:02
27000	0.016	0.016	0.017	0.017	0.017	9/2/2011 15:03
27060	0.016	0.016	0.017	0.018	0.019	9/2/2011 15:04
27120	0.017	0.017	0.018	0.019	0.019	9/2/2011 15:05
27180	0.017	0.017	0.018	0.019	0.019	9/2/2011 15:06
27240	0.019	0.019	0.021	0.023	0.024	9/2/2011 15:07
27300	0.022	0.022	0.024	0.03	0.03	9/2/2011 15:08
27360	0.021	0.022	0.022	0.025	0.025	9/2/2011 15:09
27420	0.016	0.016	0.017	0.017	0.017	9/2/2011 15:10
27480	0.016	0.017	0.017	0.018	0.019	9/2/2011 15:11
27540	0.016	0.017	0.017	0.018	0.018	9/2/2011 15:12
27600	0.021	0.022	0.024	0.034	0.035	9/2/2011 15:13
27660	0.017	0.018	0.019	0.021	0.022	9/2/2011 15:14
27720	0.018	0.019	0.019	0.023	0.023	9/2/2011 15:15
27780	0.02	0.02	0.022	0.03	0.031	9/2/2011 15:16
27840	0.016	0.016	0.017	0.018	0.018	9/2/2011 15:17
27900	0.017	0.017	0.018	0.02	0.021	9/2/2011 15:18
27960	0.015	0.016	0.016	0.017	0.018	9/2/2011 15:19
28020	0.015	0.016	0.016	0.018	0.018	9/2/2011 15:20
28080	0.016	0.016	0.017	0.017	0.017	9/2/2011 15:21
28140	0.016	0.016	0.017	0.018	0.019	9/2/2011 15:22
28200	0.017	0.018	0.018	0.019	0.02	9/2/2011 15:23
28260	0.017	0.017	0.018	0.019	0.019	9/2/2011 15:24
28320	0.016	0.017	0.018	0.019	0.019	9/2/2011 15:25
28380	0.056	0.059	0.069	0.13	0.143	9/2/2011 15:26

28440	0.033	0.035	0.042	0.073	0.078	9/2/2011 15:27
28500	0.016	0.016	0.017	0.02	0.021	9/2/2011 15:28
28560	0.015	0.016	0.016	0.017	0.017	9/2/2011 15:29
28620	0.015	0.016	0.016	0.017	0.017	9/2/2011 15:30

Instrument Name	DustTrak DRX
Model Number	8533
Serial Number	8533101806
Firmware Version	2.8
Calibration Date	5/19/2011
Test Name	MANUAL_003
Test Start Time	7:27:05 AM
Test Start Date	9/7/2011
Test Length [D:H:M]	0:08:19
Test Interval [M:S]	1:00
PM1 Average [mg/m3]	0.012
PM1 Minimum [mg/m3]	0.004
PM1 Maximum [mg/m3]	0.098
PM1 TWA [mg/m3]	0.012
PM2.5 Average [mg/m3]	0.012
PM2.5 Minimum [mg/m3]	0.004
PM2.5 Maximum [mg/m3]	0.099
PM2.5 TWA [mg/m3]	0.012
PM4 Average [mg/m3]	0.012
PM4 Minimum [mg/m3]	0.004
PM4 Maximum [mg/m3]	0.1
PM4 TWA [mg/m3]	0.012
PM10 Average [mg/m3]	0.013
PM10 Minimum [mg/m3]	0.004
PM10 Maximum [mg/m3]	0.101
PM10 TWA [mg/m3]	0.013
TOTAL Average [mg/m3]	0.013
TOTAL Minimum [mg/m3]	0.004
TOTAL Maximum [mg/m3]	0.114
TOTAL TWA [mg/m3]	0.013
Photometric User Cal	1
Size Correction User Cal	1
Flow User Cal	1
Errors	

Number of Samples

499

Elapsed Time [s]	PM1 [mg/m3]	PM2.5 [mg/m3]	PM4 [mg/m3]	PM10 [mg/m3]	TOTAL [mg/m3]	Date/Time	Alarms	Errors
60	0.038	0.039	0.041	0.077	0.114	9/7/2011 7:28		
120	0.027	0.027	0.028	0.028	0.028	9/7/2011 7:29		
180	0.006	0.006	0.006	0.009	0.011	9/7/2011 7:30		
240	0.005	0.005	0.005	0.006	0.006	9/7/2011 7:31		
300	0.005	0.005	0.005	0.005	0.005	9/7/2011 7:32		
360	0.004	0.005	0.005	0.005	0.005	9/7/2011 7:33		
420	0.006	0.007	0.007	0.007	0.007	9/7/2011 7:34		
480	0.006	0.006	0.006	0.006	0.006	9/7/2011 7:35		
540	0.004	0.004	0.005	0.005	0.005	9/7/2011 7:36		
600	0.004	0.005	0.005	0.005	0.005	9/7/2011 7:37		
660	0.004	0.004	0.005	0.005	0.005	9/7/2011 7:38		
720	0.004	0.004	0.004	0.004	0.004	9/7/2011 7:39		
780	0.007	0.007	0.007	0.008	0.008	9/7/2011 7:40		
840	0.006	0.007	0.007	0.007	0.007	9/7/2011 7:41		
900	0.005	0.006	0.006	0.006	0.006	9/7/2011 7:42		
960	0.006	0.006	0.006	0.007	0.007	9/7/2011 7:43		
1020	0.007	0.008	0.008	0.008	0.008	9/7/2011 7:44		
1080	0.006	0.007	0.007	0.007	0.007	9/7/2011 7:45		
1140	0.005	0.005	0.006	0.006	0.006	9/7/2011 7:46		
1200	0.004	0.005	0.005	0.005	0.005	9/7/2011 7:47		
1260	0.005	0.006	0.006	0.006	0.006	9/7/2011 7:48		
1320	0.005	0.005	0.006	0.006	0.006	9/7/2011 7:49		
1380	0.005	0.005	0.005	0.005	0.005	9/7/2011 7:50		
1440	0.005	0.005	0.006	0.006	0.006	9/7/2011 7:51		
1500	0.005	0.005	0.005	0.005	0.005	9/7/2011 7:52		
1560	0.005	0.005	0.006	0.006	0.006	9/7/2011 7:53		
1620	0.006	0.006	0.006	0.006	0.006	9/7/2011 7:54		
1680	0.005	0.006	0.006	0.006	0.006	9/7/2011 7:55		
1740	0.006	0.006	0.006	0.006	0.006	9/7/2011 7:56		
1800	0.005	0.005	0.006	0.006	0.006	9/7/2011 7:57		
1860	0.005	0.005	0.006	0.006	0.006	9/7/2011 7:58		

3960	0.007	0.007	0.007	0.008	0.008	9/7/2011 8:33
4020	0.008	0.008	0.008	0.008	0.008	9/7/2011 8:34
4080	0.009	0.009	0.01	0.01	0.01	9/7/2011 8:35
4140	0.009	0.009	0.01	0.01	0.01	9/7/2011 8:36
4200	0.007	0.008	0.008	0.008	0.008	9/7/2011 8:37
4260	0.008	0.009	0.009	0.009	0.009	9/7/2011 8:38
4320	0.009	0.01	0.01	0.01	0.01	9/7/2011 8:39
4380	0.009	0.01	0.01	0.01	0.01	9/7/2011 8:40
4440	0.009	0.009	0.009	0.009	0.009	9/7/2011 8:41
4500	0.008	0.009	0.009	0.009	0.011	9/7/2011 8:42
4560	0.009	0.009	0.009	0.011	0.012	9/7/2011 8:43
4620	0.006	0.007	0.007	0.007	0.007	9/7/2011 8:44
4680	0.006	0.006	0.007	0.007	0.007	9/7/2011 8:45
4740	0.007	0.007	0.007	0.007	0.008	9/7/2011 8:46
4800	0.007	0.008	0.008	0.008	0.008	9/7/2011 8:47
4860	0.009	0.01	0.01	0.01	0.01	9/7/2011 8:48
4920	0.01	0.011	0.011	0.011	0.011	9/7/2011 8:49
4980	0.011	0.012	0.012	0.012	0.012	9/7/2011 8:50
5040	0.011	0.011	0.012	0.012	0.012	9/7/2011 8:51
5100	0.011	0.011	0.012	0.012	0.012	9/7/2011 8:52
5160	0.009	0.009	0.01	0.01	0.01	9/7/2011 8:53
5220	0.008	0.009	0.009	0.009	0.009	9/7/2011 8:54
5280	0.008	0.009	0.009	0.009	0.009	9/7/2011 8:55
5340	0.007	0.008	0.008	0.008	0.008	9/7/2011 8:56
5400	0.008	0.008	0.009	0.009	0.009	9/7/2011 8:57
5460	0.008	0.008	0.008	0.008	0.009	9/7/2011 8:58
5520	0.008	0.009	0.009	0.009	0.009	9/7/2011 8:59
5580	0.008	0.008	0.009	0.009	0.009	9/7/2011 9:00
5640	0.007	0.008	0.008	0.008	0.008	9/7/2011 9:01
5700	0.008	0.009	0.009	0.009	0.009	9/7/2011 9:02
5760	0.014	0.014	0.015	0.017	0.018	9/7/2011 9:03
5820	0.011	0.012	0.012	0.012	0.012	9/7/2011 9:04
5880	0.012	0.012	0.013	0.013	0.013	9/7/2011 9:05
5940	0.013	0.013	0.014	0.014	0.014	9/7/2011 9:06

6000	0.012	0.012	0.012	0.013	0.013	9/7/2011 9:07
6060	0.011	0.012	0.012	0.012	0.012	9/7/2011 9:08
6120	0.011	0.011	0.011	0.011	0.011	9/7/2011 9:09
6180	0.01	0.01	0.01	0.011	0.011	9/7/2011 9:10
6240	0.009	0.009	0.01	0.01	0.01	9/7/2011 9:11
6300	0.009	0.01	0.01	0.01	0.01	9/7/2011 9:12
6360	0.008	0.008	0.009	0.009	0.009	9/7/2011 9:13
6420	0.008	0.008	0.009	0.009	0.009	9/7/2011 9:14
6480	0.009	0.009	0.009	0.009	0.009	9/7/2011 9:15
6540	0.013	0.014	0.014	0.015	0.015	9/7/2011 9:16
6600	0.009	0.009	0.01	0.01	0.01	9/7/2011 9:17
6660	0.008	0.009	0.009	0.009	0.009	9/7/2011 9:18
6720	0.011	0.011	0.012	0.012	0.012	9/7/2011 9:19
6780	0.011	0.011	0.012	0.012	0.012	9/7/2011 9:20
6840	0.011	0.012	0.012	0.012	0.012	9/7/2011 9:21
6900	0.011	0.012	0.012	0.012	0.012	9/7/2011 9:22
6960	0.01	0.01	0.01	0.011	0.011	9/7/2011 9:23
7020	0.01	0.01	0.01	0.01	0.01	9/7/2011 9:24
7080	0.01	0.01	0.01	0.01	0.01	9/7/2011 9:25
7140	0.009	0.009	0.009	0.009	0.009	9/7/2011 9:26
7200	0.009	0.01	0.01	0.01	0.01	9/7/2011 9:27
7260	0.01	0.01	0.01	0.01	0.01	9/7/2011 9:28
7320	0.01	0.011	0.011	0.011	0.011	9/7/2011 9:29
7380	0.009	0.01	0.01	0.01	0.01	9/7/2011 9:30
7440	0.01	0.01	0.01	0.011	0.011	9/7/2011 9:31
7500	0.01	0.01	0.011	0.011	0.011	9/7/2011 9:32
7560	0.01	0.01	0.011	0.011	0.011	9/7/2011 9:33
7620	0.012	0.013	0.013	0.013	0.013	9/7/2011 9:34
7680	0.015	0.015	0.015	0.015	0.015	9/7/2011 9:35
7740	0.016	0.016	0.016	0.017	0.017	9/7/2011 9:36
7800	0.014	0.014	0.014	0.014	0.014	9/7/2011 9:37
7860	0.013	0.013	0.013	0.014	0.014	9/7/2011 9:38
7920	0.012	0.013	0.013	0.014	0.015	9/7/2011 9:39
7980	0.009	0.009	0.01	0.01	0.01	9/7/2011 9:40

10080	0.008	0.008	0.008	0.009	0.009	9/7/2011 10:15
10140	0.008	0.008	0.008	0.008	0.008	9/7/2011 10:16
10200	0.008	0.008	0.008	0.009	0.009	9/7/2011 10:17
10260	0.008	0.008	0.008	0.008	0.008	9/7/2011 10:18
10320	0.007	0.008	0.008	0.008	0.008	9/7/2011 10:19
10380	0.007	0.007	0.008	0.008	0.008	9/7/2011 10:20
10440	0.008	0.008	0.008	0.009	0.009	9/7/2011 10:21
10500	0.008	0.008	0.009	0.009	0.009	9/7/2011 10:22
10560	0.009	0.009	0.009	0.009	0.009	9/7/2011 10:23
10620	0.008	0.008	0.008	0.009	0.009	9/7/2011 10:24
10680	0.008	0.008	0.008	0.008	0.008	9/7/2011 10:25
10740	0.007	0.007	0.007	0.007	0.007	9/7/2011 10:26
10800	0.007	0.007	0.007	0.007	0.007	9/7/2011 10:27
10860	0.007	0.007	0.008	0.008	0.008	9/7/2011 10:28
10920	0.007	0.007	0.007	0.007	0.007	9/7/2011 10:29
10980	0.007	0.008	0.008	0.008	0.008	9/7/2011 10:30
11040	0.009	0.009	0.009	0.009	0.009	9/7/2011 10:31
11100	0.007	0.008	0.008	0.008	0.008	9/7/2011 10:32
11160	0.008	0.008	0.009	0.009	0.009	9/7/2011 10:33
11220	0.008	0.008	0.009	0.009	0.009	9/7/2011 10:34
11280	0.009	0.009	0.009	0.01	0.01	9/7/2011 10:35
11340	0.009	0.009	0.009	0.009	0.009	9/7/2011 10:36
11400	0.009	0.009	0.009	0.01	0.01	9/7/2011 10:37
11460	0.009	0.01	0.01	0.01	0.01	9/7/2011 10:38
11520	0.01	0.01	0.011	0.011	0.011	9/7/2011 10:39
11580	0.013	0.013	0.013	0.013	0.013	9/7/2011 10:40
11640	0.011	0.011	0.012	0.012	0.012	9/7/2011 10:41
11700	0.01	0.011	0.011	0.013	0.014	9/7/2011 10:42
11760	0.009	0.01	0.01	0.01	0.01	9/7/2011 10:43
11820	0.01	0.01	0.011	0.011	0.011	9/7/2011 10:44
11880	0.01	0.011	0.011	0.011	0.011	9/7/2011 10:45
11940	0.01	0.01	0.011	0.011	0.011	9/7/2011 10:46
12000	0.011	0.012	0.012	0.012	0.012	9/7/2011 10:47
12060	0.011	0.011	0.011	0.012	0.012	9/7/2011 10:48

14160	0.01	0.01	0.01	0.011	0.011	9/7/2011 11:23
14220	0.01	0.01	0.01	0.011	0.011	9/7/2011 11:24
14280	0.01	0.01	0.01	0.01	0.01	9/7/2011 11:25
14340	0.011	0.012	0.012	0.012	0.012	9/7/2011 11:26
14400	0.011	0.011	0.011	0.012	0.012	9/7/2011 11:27
14460	0.012	0.012	0.012	0.012	0.012	9/7/2011 11:28
14520	0.011	0.011	0.011	0.011	0.011	9/7/2011 11:29
14580	0.01	0.01	0.01	0.01	0.01	9/7/2011 11:30
14640	0.011	0.011	0.011	0.011	0.011	9/7/2011 11:31
14700	0.011	0.011	0.011	0.011	0.011	9/7/2011 11:32
14760	0.011	0.011	0.011	0.011	0.011	9/7/2011 11:33
14820	0.012	0.012	0.012	0.013	0.013	9/7/2011 11:34
14880	0.012	0.013	0.013	0.013	0.013	9/7/2011 11:35
14940	0.013	0.014	0.014	0.014	0.014	9/7/2011 11:36
15000	0.014	0.014	0.014	0.014	0.014	9/7/2011 11:37
15060	0.012	0.012	0.013	0.013	0.013	9/7/2011 11:38
15120	0.011	0.012	0.012	0.012	0.012	9/7/2011 11:39
15180	0.01	0.01	0.011	0.011	0.011	9/7/2011 11:40
15300	0.01	0.01	0.01	0.011	0.011	9/7/2011 11:42
15360	0.011	0.011	0.011	0.012	0.012	9/7/2011 11:43
15420	0.012	0.012	0.012	0.012	0.012	9/7/2011 11:44
15480	0.012	0.012	0.012	0.013	0.013	9/7/2011 11:45
15540	0.011	0.011	0.011	0.012	0.012	9/7/2011 11:46
15600	0.011	0.012	0.012	0.012	0.012	9/7/2011 11:47
15660	0.011	0.011	0.011	0.011	0.011	9/7/2011 11:48
15720	0.011	0.011	0.012	0.012	0.012	9/7/2011 11:49
15780	0.011	0.011	0.011	0.012	0.012	9/7/2011 11:50
15840	0.012	0.012	0.012	0.012	0.012	9/7/2011 11:51
15900	0.014	0.014	0.015	0.015	0.015	9/7/2011 11:52
15960	0.012	0.013	0.013	0.013	0.013	9/7/2011 11:53
16020	0.012	0.012	0.012	0.012	0.012	9/7/2011 11:54
16080	0.012	0.012	0.012	0.012	0.012	9/7/2011 11:55
16140	0.013	0.013	0.014	0.014	0.014	9/7/2011 11:56

16200	0.011	0.011	0.012	0.012	0.012	9/7/2011 11:57
16260	0.01	0.01	0.01	0.011	0.011	9/7/2011 11:58
16320	0.011	0.012	0.012	0.012	0.012	9/7/2011 11:59
16380	0.009	0.009	0.009	0.009	0.009	9/7/2011 12:00
16440	0.009	0.009	0.009	0.01	0.01	9/7/2011 12:01
16500	0.009	0.009	0.009	0.009	0.009	9/7/2011 12:02
16560	0.009	0.01	0.01	0.01	0.01	9/7/2011 12:03
16620	0.01	0.01	0.01	0.011	0.011	9/7/2011 12:04
16680	0.009	0.01	0.01	0.01	0.01	9/7/2011 12:05
16740	0.009	0.009	0.01	0.01	0.01	9/7/2011 12:06
16800	0.01	0.01	0.011	0.011	0.011	9/7/2011 12:07
16860	0.011	0.011	0.011	0.011	0.011	9/7/2011 12:08
16920	0.011	0.012	0.012	0.012	0.012	9/7/2011 12:09
16980	0.01	0.01	0.011	0.011	0.011	9/7/2011 12:10
17040	0.01	0.01	0.011	0.011	0.011	9/7/2011 12:11
17100	0.01	0.01	0.01	0.01	0.01	9/7/2011 12:12
17160	0.01	0.01	0.01	0.01	0.01	9/7/2011 12:13
17220	0.011	0.011	0.011	0.011	0.011	9/7/2011 12:14
17280	0.011	0.012	0.012	0.012	0.012	9/7/2011 12:15
17340	0.012	0.012	0.012	0.013	0.013	9/7/2011 12:16
17400	0.014	0.014	0.014	0.015	0.015	9/7/2011 12:17
17460	0.015	0.015	0.016	0.016	0.018	9/7/2011 12:18
17520	0.012	0.012	0.012	0.013	0.013	9/7/2011 12:19
17580	0.013	0.013	0.014	0.014	0.014	9/7/2011 12:20
17640	0.014	0.015	0.015	0.015	0.015	9/7/2011 12:21
17700	0.013	0.013	0.014	0.014	0.014	9/7/2011 12:22
17760	0.013	0.013	0.013	0.013	0.013	9/7/2011 12:23
17820	0.012	0.012	0.013	0.013	0.013	9/7/2011 12:24
17880	0.012	0.013	0.013	0.013	0.013	9/7/2011 12:25
17940	0.012	0.012	0.012	0.013	0.013	9/7/2011 12:26
18000	0.012	0.012	0.013	0.013	0.013	9/7/2011 12:27
18060	0.012	0.012	0.012	0.012	0.012	9/7/2011 12:28
18120	0.012	0.012	0.012	0.012	0.012	9/7/2011 12:29
18180	0.012	0.013	0.013	0.013	0.013	9/7/2011 12:30

20280	0.012	0.012	0.012	0.012	0.012	9/7/2011 13:05
20340	0.011	0.012	0.012	0.012	0.012	9/7/2011 13:06
20400	0.012	0.012	0.012	0.012	0.012	9/7/2011 13:07
20460	0.011	0.011	0.011	0.011	0.011	9/7/2011 13:08
20520	0.011	0.011	0.011	0.011	0.011	9/7/2011 13:09
20580	0.011	0.011	0.011	0.011	0.011	9/7/2011 13:10
20640	0.012	0.012	0.013	0.013	0.013	9/7/2011 13:11
20700	0.013	0.013	0.013	0.014	0.014	9/7/2011 13:12
20760	0.013	0.013	0.013	0.013	0.013	9/7/2011 13:13
20820	0.013	0.013	0.013	0.013	0.013	9/7/2011 13:14
20880	0.015	0.015	0.015	0.015	0.015	9/7/2011 13:15
20940	0.015	0.015	0.015	0.015	0.015	9/7/2011 13:16
21000	0.014	0.015	0.015	0.015	0.015	9/7/2011 13:17
21060	0.015	0.015	0.016	0.016	0.016	9/7/2011 13:18
21120	0.014	0.015	0.015	0.015	0.015	9/7/2011 13:19
21180	0.015	0.015	0.015	0.016	0.016	9/7/2011 13:20
21240	0.014	0.014	0.014	0.015	0.015	9/7/2011 13:21
21300	0.016	0.016	0.016	0.016	0.016	9/7/2011 13:22
21360	0.016	0.017	0.017	0.017	0.018	9/7/2011 13:23
21420	0.016	0.016	0.016	0.017	0.017	9/7/2011 13:24
21480	0.015	0.016	0.016	0.016	0.016	9/7/2011 13:25
21540	0.015	0.016	0.016	0.017	0.017	9/7/2011 13:26
21600	0.018	0.018	0.018	0.018	0.018	9/7/2011 13:27
21660	0.018	0.018	0.019	0.019	0.019	9/7/2011 13:28
21720	0.019	0.019	0.02	0.02	0.02	9/7/2011 13:29
21780	0.019	0.02	0.02	0.021	0.021	9/7/2011 13:30
21840	0.021	0.022	0.022	0.022	0.022	9/7/2011 13:31
21900	0.025	0.025	0.026	0.028	0.029	9/7/2011 13:32
21960	0.025	0.026	0.026	0.027	0.027	9/7/2011 13:33
22020	0.025	0.026	0.026	0.026	0.026	9/7/2011 13:34
22080	0.023	0.024	0.024	0.024	0.024	9/7/2011 13:35
22140	0.021	0.021	0.022	0.022	0.022	9/7/2011 13:36
22200	0.021	0.021	0.022	0.022	0.022	9/7/2011 13:37
22260	0.021	0.022	0.022	0.022	0.022	9/7/2011 13:38

22320	0.021	0.021	0.022	0.022	0.022	9/7/2011 13:39
22380	0.02	0.021	0.021	0.021	0.021	9/7/2011 13:40
22440	0.021	0.022	0.022	0.023	0.023	9/7/2011 13:41
22500	0.021	0.022	0.022	0.023	0.023	9/7/2011 13:42
22560	0.018	0.019	0.019	0.019	0.019	9/7/2011 13:43
22620	0.016	0.017	0.017	0.017	0.017	9/7/2011 13:44
22680	0.016	0.017	0.017	0.017	0.017	9/7/2011 13:45
22740	0.016	0.017	0.017	0.017	0.017	9/7/2011 13:46
22800	0.014	0.015	0.015	0.015	0.015	9/7/2011 13:47
22860	0.014	0.014	0.014	0.014	0.014	9/7/2011 13:48
22920	0.012	0.013	0.013	0.013	0.013	9/7/2011 13:49
22980	0.013	0.013	0.014	0.014	0.014	9/7/2011 13:50
23040	0.013	0.014	0.014	0.015	0.015	9/7/2011 13:51
23100	0.013	0.013	0.014	0.014	0.014	9/7/2011 13:52
23160	0.014	0.014	0.015	0.015	0.015	9/7/2011 13:53
23220	0.014	0.015	0.015	0.015	0.015	9/7/2011 13:54
23280	0.014	0.014	0.015	0.015	0.015	9/7/2011 13:55
23340	0.013	0.013	0.013	0.014	0.014	9/7/2011 13:56
23400	0.013	0.014	0.014	0.014	0.014	9/7/2011 13:57
23460	0.014	0.014	0.014	0.015	0.015	9/7/2011 13:58
23520	0.014	0.014	0.014	0.015	0.015	9/7/2011 13:59
23580	0.014	0.014	0.015	0.015	0.015	9/7/2011 14:00
23640	0.021	0.021	0.022	0.022	0.022	9/7/2011 14:01
23700	0.014	0.015	0.015	0.015	0.015	9/7/2011 14:02
23760	0.013	0.013	0.013	0.014	0.014	9/7/2011 14:03
23820	0.012	0.012	0.012	0.013	0.013	9/7/2011 14:04
23880	0.012	0.012	0.012	0.012	0.012	9/7/2011 14:05
23940	0.011	0.011	0.011	0.012	0.012	9/7/2011 14:06
24000	0.011	0.011	0.011	0.011	0.011	9/7/2011 14:07
24060	0.012	0.012	0.013	0.013	0.013	9/7/2011 14:08
24120	0.012	0.012	0.012	0.013	0.013	9/7/2011 14:09
24180	0.014	0.014	0.015	0.015	0.015	9/7/2011 14:10
24240	0.013	0.013	0.014	0.014	0.014	9/7/2011 14:11
24300	0.011	0.012	0.012	0.012	0.012	9/7/2011 14:12

24360	0.011	0.012	0.012	0.013	0.013	9/7/2011 14:13
24420	0.011	0.011	0.011	0.012	0.012	9/7/2011 14:14
24480	0.01	0.011	0.011	0.011	0.011	9/7/2011 14:15
24540	0.01	0.011	0.011	0.011	0.011	9/7/2011 14:16
24600	0.011	0.011	0.012	0.012	0.012	9/7/2011 14:17
24660	0.011	0.011	0.012	0.012	0.012	9/7/2011 14:18
24720	0.011	0.011	0.012	0.012	0.012	9/7/2011 14:19
24780	0.011	0.011	0.012	0.012	0.012	9/7/2011 14:20
24840	0.011	0.012	0.012	0.012	0.012	9/7/2011 14:21
24900	0.011	0.011	0.012	0.012	0.012	9/7/2011 14:22
24960	0.01	0.011	0.011	0.011	0.011	9/7/2011 14:23
25020	0.011	0.011	0.012	0.012	0.012	9/7/2011 14:24
25080	0.01	0.011	0.011	0.011	0.011	9/7/2011 14:25
25140	0.01	0.01	0.011	0.011	0.011	9/7/2011 14:26
25200	0.01	0.01	0.011	0.011	0.011	9/7/2011 14:27
25260	0.009	0.01	0.01	0.01	0.01	9/7/2011 14:28
25320	0.01	0.01	0.011	0.011	0.011	9/7/2011 14:29
25380	0.01	0.01	0.011	0.011	0.011	9/7/2011 14:30
25440	0.01	0.011	0.011	0.011	0.011	9/7/2011 14:31
25500	0.009	0.01	0.01	0.01	0.01	9/7/2011 14:32
25560	0.011	0.012	0.013	0.013	0.013	9/7/2011 14:33
25620	0.012	0.013	0.014	0.014	0.014	9/7/2011 14:34
25680	0.012	0.012	0.013	0.013	0.013	9/7/2011 14:35
25740	0.01	0.01	0.01	0.011	0.011	9/7/2011 14:36
25800	0.009	0.01	0.01	0.01	0.01	9/7/2011 14:37
25860	0.01	0.01	0.011	0.011	0.011	9/7/2011 14:38
25920	0.01	0.011	0.011	0.011	0.011	9/7/2011 14:39
25980	0.008	0.009	0.009	0.009	0.009	9/7/2011 14:40
26040	0.008	0.008	0.008	0.009	0.009	9/7/2011 14:41
26100	0.015	0.016	0.016	0.016	0.016	9/7/2011 14:42
26160	0.05	0.051	0.051	0.052	0.052	9/7/2011 14:43
26220	0.012	0.012	0.012	0.012	0.012	9/7/2011 14:44
26280	0.009	0.01	0.01	0.01	0.01	9/7/2011 14:45
26340	0.012	0.012	0.013	0.013	0.013	9/7/2011 14:46

26400	0.019	0.019	0.019	0.02	0.02	9/7/2011 14:47
26460	0.011	0.011	0.012	0.012	0.012	9/7/2011 14:48
26520	0.008	0.008	0.009	0.009	0.009	9/7/2011 14:49
26580	0.008	0.009	0.009	0.01	0.01	9/7/2011 14:50
26640	0.008	0.009	0.009	0.009	0.009	9/7/2011 14:51
26700	0.01	0.011	0.011	0.012	0.013	9/7/2011 14:52
26760	0.01	0.01	0.01	0.011	0.011	9/7/2011 14:53
26820	0.008	0.009	0.009	0.009	0.009	9/7/2011 14:54
26880	0.027	0.027	0.028	0.028	0.028	9/7/2011 14:55
26940	0.027	0.028	0.028	0.029	0.029	9/7/2011 14:56
27000	0.071	0.072	0.072	0.072	0.072	9/7/2011 14:57
27060	0.06	0.061	0.062	0.063	0.063	9/7/2011 14:58
27120	0.098	0.099	0.1	0.101	0.101	9/7/2011 14:59
27180	0.024	0.026	0.027	0.028	0.028	9/7/2011 15:00
27240	0.019	0.02	0.021	0.022	0.023	9/7/2011 15:01
27300	0.012	0.013	0.013	0.013	0.013	9/7/2011 15:02
27360	0.019	0.02	0.02	0.02	0.02	9/7/2011 15:03
27420	0.01	0.01	0.01	0.011	0.011	9/7/2011 15:04
27480	0.01	0.01	0.011	0.011	0.011	9/7/2011 15:05
27540	0.008	0.009	0.009	0.009	0.009	9/7/2011 15:06
27600	0.007	0.008	0.008	0.008	0.008	9/7/2011 15:07
27660	0.008	0.009	0.009	0.009	0.009	9/7/2011 15:08
27720	0.01	0.011	0.011	0.011	0.011	9/7/2011 15:09
27780	0.018	0.018	0.019	0.02	0.02	9/7/2011 15:10
27840	0.013	0.014	0.014	0.014	0.014	9/7/2011 15:11
27900	0.007	0.007	0.007	0.007	0.007	9/7/2011 15:12
27960	0.006	0.007	0.007	0.007	0.007	9/7/2011 15:13
28020	0.008	0.008	0.008	0.008	0.008	9/7/2011 15:14
28080	0.008	0.008	0.008	0.008	0.008	9/7/2011 15:15
28140	0.007	0.007	0.007	0.007	0.007	9/7/2011 15:16
28200	0.022	0.022	0.023	0.023	0.023	9/7/2011 15:17
28260	0.045	0.045	0.046	0.046	0.046	9/7/2011 15:18
28320	0.025	0.025	0.025	0.026	0.026	9/7/2011 15:19
28380	0.052	0.052	0.052	0.053	0.053	9/7/2011 15:20

28440	0.006	0.006	0.006	0.007	0.007	9/7/2011 15:21
28500	0.035	0.035	0.035	0.035	0.035	9/7/2011 15:22
28560	0.065	0.066	0.066	0.066	0.066	9/7/2011 15:23
28620	0.043	0.043	0.043	0.043	0.043	9/7/2011 15:24
28680	0.025	0.026	0.026	0.026	0.026	9/7/2011 15:25
28740	0.03	0.031	0.031	0.032	0.032	9/7/2011 15:26
28800	0.019	0.019	0.02	0.02	0.02	9/7/2011 15:27
28860	0.025	0.026	0.026	0.026	0.026	9/7/2011 15:28
28920	0.009	0.009	0.009	0.009	0.009	9/7/2011 15:29
28980	0.007	0.007	0.007	0.008	0.008	9/7/2011 15:30
29040	0.006	0.007	0.007	0.007	0.007	9/7/2011 15:31
29100	0.008	0.009	0.009	0.009	0.009	9/7/2011 15:32
29160	0.008	0.009	0.009	0.009	0.009	9/7/2011 15:33
29220	0.008	0.008	0.008	0.009	0.009	9/7/2011 15:34
29280	0.007	0.008	0.008	0.008	0.008	9/7/2011 15:35
29340	0.008	0.009	0.009	0.009	0.009	9/7/2011 15:36
29400	0.008	0.009	0.009	0.009	0.009	9/7/2011 15:37
29460	0.01	0.011	0.011	0.011	0.011	9/7/2011 15:38
29520	0.038	0.038	0.039	0.039	0.039	9/7/2011 15:39
29580	0.016	0.017	0.017	0.017	0.017	9/7/2011 15:40
29640	0.01	0.011	0.011	0.012	0.012	9/7/2011 15:41
29700	0.011	0.012	0.013	0.013	0.013	9/7/2011 15:42
29760	0.01	0.011	0.011	0.012	0.012	9/7/2011 15:43
29820	0.013	0.013	0.014	0.015	0.015	9/7/2011 15:44
29880	0.02	0.021	0.022	0.023	0.023	9/7/2011 15:45
29940	0.016	0.016	0.017	0.018	0.018	9/7/2011 15:46

Instrument Name	DustTrak DRX
Model Number	8533
Serial Number	8533101806
Firmware Version	2.8
Calibration Date	5/19/2011
Test Name	MANUAL_004
Test Start Time	8:02:45 AM
Test Start Date	9/8/2011
Test Length [D:H:M]	0:11:25
Test Interval [M:S]	1:00
PM1 Average [mg/m3]	0.008
PM1 Minimum [mg/m3]	0
PM1 Maximum [mg/m3]	0.421
PM1 TWA [mg/m3]	0
PM2.5 Average [mg/m3]	0.009
PM2.5 Minimum [mg/m3]	0
PM2.5 Maximum [mg/m3]	0.422
PM2.5 TWA [mg/m3]	0
PM4 Average [mg/m3]	0.009
PM4 Minimum [mg/m3]	0
PM4 Maximum [mg/m3]	0.429
PM4 TWA [mg/m3]	0
PM10 Average [mg/m3]	0.011
PM10 Minimum [mg/m3]	0
PM10 Maximum [mg/m3]	0.52
PM10 TWA [mg/m3]	0
TOTAL Average [mg/m3]	0.011
TOTAL Minimum [mg/m3]	0
TOTAL Maximum [mg/m3]	0.6
TOTAL TWA [mg/m3]	0
Photometric User Cal	1
Size Correction User Cal	1
Flow User Cal	1
Errors	

Number of Samples

508

Elapsed Time [s]	PM1 [mg/m3]	PM2.5 [mg/m3]	PM4 [mg/m3]	PM10 [mg/m3]	TOTAL [mg/m3]	Date/Time	Alarms	Errors
60	0.005	0.005	0.005	0.006	0.008	9/8/2011 8:03		
120	0.016	0.016	0.017	0.017	0.017	9/8/2011 8:04		
180	0.01	0.01	0.011	0.012	0.012	9/8/2011 8:05		
240	0.005	0.006	0.006	0.007	0.008	9/8/2011 8:06		
300	0.004	0.005	0.005	0.005	0.006	9/8/2011 8:07		
360	0.003	0.003	0.004	0.004	0.004	9/8/2011 8:08		
420	0.004	0.004	0.004	0.005	0.005	9/8/2011 8:09		
480	0.01	0.01	0.011	0.011	0.011	9/8/2011 8:10		
540	0.066	0.067	0.067	0.068	0.069	9/8/2011 8:11		
600	0.026	0.026	0.027	0.027	0.027	9/8/2011 8:12		
660	0.011	0.012	0.012	0.013	0.013	9/8/2011 8:13		
720	0.052	0.053	0.053	0.055	0.055	9/8/2011 8:14		
780	0.029	0.029	0.03	0.031	0.032	9/8/2011 8:15		
840	0.024	0.024	0.025	0.025	0.026	9/8/2011 8:16		
900	0.026	0.027	0.027	0.028	0.029	9/8/2011 8:17		
960	0.032	0.032	0.033	0.035	0.037	9/8/2011 8:18		
1020	0.421	0.422	0.429	0.52	0.6	9/8/2011 8:19		
1080	0.063	0.063	0.065	0.081	0.094	9/8/2011 8:20		
1140	0.045	0.046	0.047	0.06	0.074	9/8/2011 8:21		
1200	0.007	0.007	0.008	0.008	0.008	9/8/2011 8:22		
1260	0.005	0.005	0.005	0.006	0.006	9/8/2011 8:23		
1320	0.004	0.004	0.005	0.005	0.005	9/8/2011 8:24		
1380	0.005	0.005	0.005	0.005	0.006	9/8/2011 8:25		
1440	0.005	0.005	0.006	0.006	0.006	9/8/2011 8:26		
1500	0.006	0.006	0.007	0.007	0.007	9/8/2011 8:27		
1560	0.005	0.006	0.006	0.006	0.006	9/8/2011 8:28		
1620	0.005	0.006	0.006	0.006	0.006	9/8/2011 8:29		
1680	0.008	0.009	0.009	0.009	0.009	9/8/2011 8:30		
1740	0.008	0.008	0.008	0.009	0.009	9/8/2011 8:31		
1800	0.008	0.009	0.009	0.009	0.009	9/8/2011 8:32		
1860	0.008	0.008	0.008	0.009	0.009	9/8/2011 8:33		

1920	0.008	0.008	0.009	0.009	0.009	9/8/2011 8:34
1980	0.008	0.008	0.008	0.009	0.009	9/8/2011 8:35
2040	0.008	0.008	0.008	0.009	0.009	9/8/2011 8:36
2100	0.008	0.008	0.008	0.009	0.009	9/8/2011 8:37
2160	0.008	0.009	0.009	0.01	0.01	9/8/2011 8:38
2220	0.011	0.011	0.012	0.012	0.012	9/8/2011 8:39
2280	0.011	0.012	0.012	0.013	0.013	9/8/2011 8:40
2340	0.007	0.008	0.008	0.009	0.009	9/8/2011 8:41
2400	0.006	0.006	0.007	0.007	0.007	9/8/2011 8:42
2460	0.007	0.008	0.008	0.008	0.008	9/8/2011 8:43
2520	0.01	0.011	0.011	0.011	0.011	9/8/2011 8:44
2580	0.012	0.012	0.013	0.013	0.013	9/8/2011 8:45
2640	0.009	0.009	0.009	0.009	0.009	9/8/2011 8:46
2700	0.008	0.008	0.009	0.009	0.01	9/8/2011 8:47
2760	0.006	0.006	0.007	0.007	0.007	9/8/2011 8:48
2820	0.006	0.006	0.007	0.007	0.007	9/8/2011 8:49
2880	0.005	0.006	0.006	0.006	0.006	9/8/2011 8:50
2940	0.006	0.006	0.006	0.007	0.007	9/8/2011 8:51
3000	0.005	0.005	0.006	0.006	0.006	9/8/2011 8:52
3060	0.005	0.006	0.006	0.006	0.006	9/8/2011 8:53
3120	0.005	0.006	0.006	0.006	0.006	9/8/2011 8:54
3180	0.005	0.005	0.006	0.006	0.006	9/8/2011 8:55
3240	0.005	0.005	0.006	0.006	0.006	9/8/2011 8:56
3300	0.005	0.005	0.005	0.005	0.005	9/8/2011 8:57
3360	0.004	0.005	0.005	0.005	0.005	9/8/2011 8:58
3420	0.006	0.006	0.006	0.007	0.007	9/8/2011 8:59
3480	0.016	0.016	0.017	0.017	0.017	9/8/2011 9:00
3540	0.01	0.01	0.011	0.012	0.013	9/8/2011 9:01
3600	0.008	0.008	0.008	0.009	0.009	9/8/2011 9:02
3660	0.272	0.273	0.275	0.299	0.32	9/8/2011 9:03
3720	0.005	0.005	0.005	0.006	0.007	9/8/2011 9:04
3780	0.004	0.005	0.005	0.006	0.006	9/8/2011 9:05
3840	0.007	0.008	0.008	0.009	0.01	9/8/2011 9:06
3900	0.01	0.011	0.011	0.012	0.012	9/8/2011 9:07

3960	0.008	0.009	0.009	0.01	0.01	9/8/2011 9:08
4020	0.009	0.01	0.011	0.012	0.012	9/8/2011 9:09
4080	0.014	0.016	0.018	0.021	0.021	9/8/2011 9:10
4140	0.021	0.023	0.025	0.029	0.03	9/8/2011 9:11
4200	0.037	0.042	0.048	0.059	0.06	9/8/2011 9:12
4260	0.046	0.052	0.061	0.077	0.079	9/8/2011 9:13
4320	0.017	0.018	0.019	0.022	0.022	9/8/2011 9:14
4380	0.004	0.004	0.004	0.005	0.005	9/8/2011 9:15
4440	0.003	0.003	0.003	0.003	0.003	9/8/2011 9:16
4500	0.003	0.003	0.003	0.004	0.004	9/8/2011 9:17
4560	0.003	0.003	0.003	0.004	0.004	9/8/2011 9:18
4620	0.004	0.004	0.005	0.005	0.005	9/8/2011 9:19
4680	0.004	0.004	0.005	0.005	0.005	9/8/2011 9:20
4740	0.003	0.004	0.004	0.004	0.004	9/8/2011 9:21
4800	0.006	0.006	0.007	0.01	0.012	9/8/2011 9:22
4860	0.006	0.006	0.007	0.009	0.011	9/8/2011 9:23
4920	0.016	0.017	0.018	0.033	0.044	9/8/2011 9:24
4980	0.004	0.004	0.004	0.005	0.005	9/8/2011 9:25
5040	0.003	0.004	0.004	0.004	0.004	9/8/2011 9:26
5100	0.003	0.003	0.003	0.004	0.004	9/8/2011 9:27
5160	0.003	0.003	0.003	0.004	0.004	9/8/2011 9:28
5220	0.003	0.003	0.003	0.004	0.004	9/8/2011 9:29
5280	0.003	0.003	0.003	0.004	0.004	9/8/2011 9:30
5340	0.003	0.003	0.003	0.003	0.003	9/8/2011 9:31
5400	0.003	0.003	0.003	0.003	0.003	9/8/2011 9:32
5460	0.003	0.003	0.004	0.004	0.004	9/8/2011 9:33
5520	0.002	0.003	0.003	0.003	0.003	9/8/2011 9:34
5580	0.003	0.003	0.003	0.004	0.004	9/8/2011 9:35
5640	0.003	0.003	0.003	0.003	0.003	9/8/2011 9:36
5700	0.003	0.003	0.003	0.004	0.004	9/8/2011 9:37
5760	0.003	0.003	0.004	0.004	0.004	9/8/2011 9:38
5820	0.006	0.006	0.007	0.007	0.007	9/8/2011 9:39
5880	0.005	0.005	0.005	0.005	0.005	9/8/2011 9:40
5940	0.003	0.003	0.003	0.004	0.004	9/8/2011 9:41

6000	0.003	0.004	0.004	0.004	0.004	9/8/2011 9:42
6060	0.004	0.004	0.004	0.005	0.005	9/8/2011 9:43
6120	0.005	0.005	0.005	0.005	0.005	9/8/2011 9:44
6180	0.004	0.004	0.005	0.005	0.005	9/8/2011 9:45
6240	0.004	0.005	0.005	0.005	0.005	9/8/2011 9:46
6300	0.005	0.005	0.006	0.006	0.006	9/8/2011 9:47
6360	0.004	0.005	0.005	0.005	0.005	9/8/2011 9:48
6420	0.004	0.005	0.005	0.006	0.006	9/8/2011 9:49
6480	0.004	0.005	0.005	0.006	0.006	9/8/2011 9:50
6540	0.046	0.046	0.048	0.059	0.068	9/8/2011 9:51
6600	0.005	0.006	0.006	0.007	0.007	9/8/2011 9:52
6660	0.004	0.005	0.005	0.006	0.006	9/8/2011 9:53
6720	0.007	0.008	0.009	0.011	0.014	9/8/2011 9:54
6780	0.009	0.009	0.01	0.014	0.016	9/8/2011 9:55
6840	0.297	0.298	0.302	0.343	0.373	9/8/2011 9:56
6900	0.004	0.005	0.005	0.006	0.006	9/8/2011 9:57
6960	0.005	0.006	0.006	0.007	0.007	9/8/2011 9:58
7020	0.005	0.006	0.006	0.007	0.007	9/8/2011 9:59
7080	0.005	0.006	0.006	0.007	0.007	9/8/2011 10:00
7140	0.012	0.012	0.013	0.013	0.013	9/8/2011 10:01
7200	0.012	0.012	0.013	0.014	0.014	9/8/2011 10:02
7260	0.005	0.006	0.006	0.006	0.006	9/8/2011 10:03
7320	0.009	0.01	0.01	0.014	0.016	9/8/2011 10:04
7380	0.02	0.02	0.021	0.027	0.03	9/8/2011 10:05
7440	0.004	0.004	0.005	0.005	0.005	9/8/2011 10:06
7500	0.006	0.006	0.007	0.007	0.007	9/8/2011 10:07
7560	0.005	0.005	0.006	0.006	0.006	9/8/2011 10:08
7620	0.008	0.008	0.009	0.009	0.009	9/8/2011 10:09
7680	0.019	0.02	0.02	0.021	0.021	9/8/2011 10:10
7740	0.004	0.004	0.005	0.005	0.005	9/8/2011 10:11
7800	0.003	0.004	0.004	0.005	0.005	9/8/2011 10:12
7860	0.005	0.005	0.006	0.006	0.006	9/8/2011 10:13
7920	0.004	0.004	0.005	0.005	0.005	9/8/2011 10:14
7980	0.005	0.005	0.006	0.006	0.006	9/8/2011 10:15

8040	0.007	0.007	0.008	0.008	0.008	9/8/2011 10:16
8100	0.007	0.007	0.008	0.008	0.008	9/8/2011 10:17
8160	0.004	0.004	0.005	0.006	0.006	9/8/2011 10:18
8220	0.005	0.005	0.006	0.006	0.007	9/8/2011 10:19
8280	0.012	0.013	0.013	0.014	0.014	9/8/2011 10:20
8340	0.137	0.138	0.139	0.152	0.159	9/8/2011 10:21
8400	0.005	0.005	0.005	0.006	0.006	9/8/2011 10:22
8460	0.004	0.004	0.004	0.005	0.005	9/8/2011 10:23
8520	0.005	0.005	0.005	0.006	0.006	9/8/2011 10:24
8580	0.006	0.007	0.007	0.008	0.008	9/8/2011 10:25
8640	0.005	0.006	0.006	0.006	0.006	9/8/2011 10:26
8700	0.003	0.003	0.003	0.004	0.004	9/8/2011 10:27
8760	0.003	0.003	0.004	0.004	0.004	9/8/2011 10:28
8820	0.003	0.003	0.004	0.004	0.004	9/8/2011 10:29
8880	0.003	0.004	0.004	0.005	0.005	9/8/2011 10:30
8940	0.005	0.005	0.006	0.006	0.006	9/8/2011 10:31
9000	0.004	0.004	0.005	0.005	0.005	9/8/2011 10:32
9060	0.004	0.004	0.005	0.005	0.005	9/8/2011 10:33
9120	0.005	0.006	0.006	0.007	0.007	9/8/2011 10:34
9180	0.005	0.005	0.006	0.006	0.006	9/8/2011 10:35
9240	0.003	0.004	0.004	0.005	0.005	9/8/2011 10:36
9300	0.004	0.004	0.004	0.005	0.005	9/8/2011 10:37
9360	0.004	0.004	0.004	0.005	0.005	9/8/2011 10:38
9420	0.003	0.003	0.003	0.003	0.003	9/8/2011 10:39
9480	0.002	0.002	0.003	0.003	0.003	9/8/2011 10:40
9540	0.002	0.003	0.003	0.004	0.004	9/8/2011 10:41
9600	0.003	0.003	0.004	0.004	0.004	9/8/2011 10:42
9660	0.002	0.003	0.003	0.003	0.003	9/8/2011 10:43
9720	0.003	0.003	0.003	0.003	0.003	9/8/2011 10:44
9780	0.003	0.003	0.003	0.004	0.004	9/8/2011 10:45
9840	0.003	0.003	0.003	0.003	0.003	9/8/2011 10:46
9900	0.003	0.003	0.004	0.004	0.005	9/8/2011 10:47
9960	0.004	0.004	0.005	0.005	0.005	9/8/2011 10:48
10020	0.003	0.004	0.004	0.004	0.004	9/8/2011 10:49

10080	0.003	0.003	0.003	0.004	0.004	9/8/2011 10:50
10140	0.002	0.003	0.003	0.003	0.004	9/8/2011 10:51
10200	0.002	0.003	0.003	0.003	0.003	9/8/2011 10:52
10260	0.003	0.003	0.003	0.004	0.004	9/8/2011 10:53
10320	0.003	0.003	0.004	0.004	0.004	9/8/2011 10:54
10380	0.006	0.006	0.007	0.007	0.007	9/8/2011 10:55
10440	0.005	0.005	0.006	0.006	0.006	9/8/2011 10:56
10500	0.003	0.003	0.004	0.004	0.004	9/8/2011 10:57
10560	0.003	0.003	0.003	0.004	0.004	9/8/2011 10:58
10620	0.003	0.004	0.004	0.004	0.005	9/8/2011 10:59
10680	0.004	0.004	0.004	0.005	0.005	9/8/2011 11:00
10740	0.003	0.003	0.003	0.004	0.004	9/8/2011 11:01
10800	0.003	0.003	0.004	0.004	0.004	9/8/2011 11:02
10860	0.003	0.003	0.003	0.004	0.004	9/8/2011 11:03
10920	0.003	0.003	0.004	0.004	0.004	9/8/2011 11:04
10980	0.005	0.006	0.006	0.006	0.006	9/8/2011 11:05
11040	0.004	0.004	0.005	0.005	0.005	9/8/2011 11:06
11100	0.004	0.004	0.005	0.005	0.005	9/8/2011 11:07
11160	0.003	0.003	0.004	0.004	0.004	9/8/2011 11:08
11220	0.004	0.005	0.005	0.006	0.006	9/8/2011 11:09
11280	0.004	0.004	0.004	0.005	0.005	9/8/2011 11:10
11340	0.003	0.004	0.004	0.005	0.005	9/8/2011 11:11
11400	0.003	0.004	0.004	0.004	0.004	9/8/2011 11:12
11460	0.003	0.004	0.004	0.004	0.004	9/8/2011 11:13
11520	0.003	0.004	0.004	0.004	0.004	9/8/2011 11:14
11580	0.003	0.003	0.004	0.004	0.004	9/8/2011 11:15
11640	0.003	0.003	0.004	0.004	0.004	9/8/2011 11:16
11700	0.004	0.004	0.005	0.005	0.005	9/8/2011 11:17
11760	0.004	0.004	0.004	0.005	0.005	9/8/2011 11:18
11820	0.002	0.003	0.003	0.004	0.004	9/8/2011 11:19
11880	0.002	0.002	0.003	0.003	0.003	9/8/2011 11:20
11940	0.002	0.003	0.003	0.004	0.004	9/8/2011 11:21
12000	0.003	0.003	0.003	0.004	0.004	9/8/2011 11:22
12060	0.006	0.006	0.007	0.014	0.015	9/8/2011 11:23

12120	0.003	0.003	0.003	0.004	0.005	9/8/2011 11:24
12180	0.003	0.003	0.003	0.004	0.004	9/8/2011 11:25
12240	0.003	0.003	0.003	0.004	0.004	9/8/2011 11:26
12300	0.002	0.002	0.003	0.004	0.004	9/8/2011 11:27
12360	0.004	0.004	0.005	0.006	0.006	9/8/2011 11:28
12420	0.002	0.003	0.003	0.004	0.004	9/8/2011 11:29
12480	0.002	0.002	0.003	0.003	0.003	9/8/2011 11:30
12540	0.002	0.002	0.002	0.002	0.002	9/8/2011 11:31
12600	0.003	0.004	0.004	0.004	0.004	9/8/2011 11:32
12660	0.002	0.002	0.003	0.003	0.003	9/8/2011 11:33
12720	0.002	0.002	0.002	0.002	0.002	9/8/2011 11:34
12780	0.002	0.002	0.002	0.003	0.003	9/8/2011 11:35
12840	0.002	0.002	0.002	0.002	0.002	9/8/2011 11:36
12900	0.001	0.002	0.002	0.002	0.002	9/8/2011 11:37
12960	0.002	0.002	0.002	0.003	0.003	9/8/2011 11:38
13020	0.002	0.002	0.002	0.003	0.003	9/8/2011 11:39
13080	0.003	0.003	0.004	0.005	0.005	9/8/2011 11:40
13140	0.003	0.003	0.004	0.005	0.006	9/8/2011 11:41
13200	0.003	0.003	0.004	0.005	0.005	9/8/2011 11:42
13260	0.007	0.007	0.008	0.009	0.009	9/8/2011 11:43
13320	0.024	0.025	0.025	0.03	0.033	9/8/2011 11:44
13380	0.003	0.003	0.004	0.005	0.005	9/8/2011 11:45
13440	0.008	0.009	0.009	0.01	0.01	9/8/2011 11:46
13500	0.006	0.006	0.007	0.008	0.008	9/8/2011 11:47
13560	0.004	0.005	0.005	0.007	0.007	9/8/2011 11:48
13620	0.002	0.002	0.003	0.003	0.003	9/8/2011 11:49
13680	0.002	0.002	0.002	0.002	0.002	9/8/2011 11:50
13740	0.008	0.008	0.009	0.009	0.009	9/8/2011 11:51
13800	0.007	0.008	0.008	0.009	0.009	9/8/2011 11:52
13860	0.006	0.006	0.007	0.008	0.008	9/8/2011 11:53
13920	0.003	0.004	0.004	0.005	0.005	9/8/2011 11:54
13980	0.002	0.003	0.003	0.004	0.004	9/8/2011 11:55
14040	0.004	0.004	0.005	0.006	0.006	9/8/2011 11:56
14100	0.002	0.003	0.003	0.004	0.004	9/8/2011 11:57

14160	0.002	0.002	0.002	0.003	0.003	9/8/2011 11:58
14220	0.002	0.002	0.003	0.003	0.003	9/8/2011 11:59
14280	0.002	0.003	0.003	0.004	0.004	9/8/2011 12:00
14340	0.003	0.003	0.003	0.004	0.004	9/8/2011 12:01
14400	0.002	0.002	0.003	0.003	0.003	9/8/2011 12:02
14460	0.003	0.003	0.003	0.004	0.004	9/8/2011 12:03
14520	0.002	0.002	0.003	0.003	0.003	9/8/2011 12:04
14580	0.002	0.003	0.003	0.003	0.003	9/8/2011 12:05
14640	0.002	0.002	0.003	0.003	0.003	9/8/2011 12:06
14700	0.002	0.003	0.003	0.004	0.004	9/8/2011 12:07
14760	0.002	0.003	0.003	0.003	0.003	9/8/2011 12:08
14820	0.002	0.002	0.003	0.003	0.003	9/8/2011 12:09
14880	0.003	0.003	0.003	0.003	0.003	9/8/2011 12:10
14940	0.002	0.002	0.002	0.003	0.003	9/8/2011 12:11
15000	0.002	0.002	0.003	0.003	0.004	9/8/2011 12:12
15060	0.003	0.004	0.004	0.005	0.005	9/8/2011 12:13
15120	0.002	0.002	0.003	0.003	0.003	9/8/2011 12:14
15180	0.002	0.003	0.003	0.003	0.003	9/8/2011 12:15
15300	0.002	0.002	0.002	0.003	0.003	9/8/2011 12:17
15360	0.003	0.003	0.004	0.005	0.005	9/8/2011 12:18
15420	0.002	0.002	0.002	0.003	0.003	9/8/2011 12:19
15480	0.002	0.002	0.002	0.003	0.003	9/8/2011 12:20
15540	0.002	0.002	0.002	0.003	0.003	9/8/2011 12:21
15600	0.002	0.003	0.003	0.003	0.004	9/8/2011 12:22
15660	0.003	0.003	0.003	0.004	0.004	9/8/2011 12:23
15720	0.004	0.004	0.004	0.005	0.005	9/8/2011 12:24
15780	0.002	0.003	0.003	0.003	0.003	9/8/2011 12:25
15840	0.002	0.002	0.003	0.003	0.003	9/8/2011 12:26
15900	0.002	0.002	0.002	0.003	0.003	9/8/2011 12:27
15960	0.002	0.002	0.002	0.002	0.002	9/8/2011 12:28
16020	0.003	0.003	0.003	0.005	0.005	9/8/2011 12:29
16080	0.004	0.004	0.005	0.006	0.006	9/8/2011 12:30
16140	0.004	0.004	0.004	0.006	0.006	9/8/2011 12:31

16200	0.002	0.003	0.003	0.004	0.004	9/8/2011 12:32
16260	0.003	0.003	0.003	0.004	0.004	9/8/2011 12:33
16320	0.004	0.004	0.004	0.005	0.005	9/8/2011 12:34
16380	0.003	0.003	0.004	0.005	0.005	9/8/2011 12:35
16440	0.003	0.003	0.003	0.004	0.004	9/8/2011 12:36
16500	0.002	0.003	0.003	0.003	0.003	9/8/2011 12:37
16560	0.003	0.003	0.003	0.004	0.004	9/8/2011 12:38
16620	0.016	0.017	0.017	0.018	0.018	9/8/2011 12:39
16680	0.003	0.003	0.004	0.004	0.005	9/8/2011 12:40
16740	0.002	0.002	0.003	0.003	0.003	9/8/2011 12:41
16800	0.003	0.003	0.003	0.003	0.003	9/8/2011 12:42
16860	0.003	0.003	0.004	0.004	0.004	9/8/2011 12:43
16920	0.004	0.004	0.004	0.005	0.005	9/8/2011 12:44
16980	0.003	0.004	0.004	0.005	0.005	9/8/2011 12:45
17040	0.002	0.003	0.003	0.003	0.004	9/8/2011 12:46
17100	0.002	0.002	0.002	0.003	0.003	9/8/2011 12:47
17160	0.002	0.002	0.002	0.003	0.003	9/8/2011 12:48
17220	0.002	0.002	0.003	0.003	0.003	9/8/2011 12:49
17280	0.002	0.003	0.003	0.003	0.003	9/8/2011 12:50
17340	0.003	0.003	0.003	0.003	0.003	9/8/2011 12:51
17400	0.002	0.002	0.003	0.003	0.003	9/8/2011 12:52
17460	0.002	0.003	0.003	0.004	0.004	9/8/2011 12:53
17520	0.002	0.002	0.003	0.003	0.003	9/8/2011 12:54
17580	0.002	0.003	0.003	0.003	0.003	9/8/2011 12:55
17640	0.002	0.002	0.002	0.003	0.003	9/8/2011 12:56
17700	0.003	0.003	0.003	0.004	0.004	9/8/2011 12:57
17760	0.003	0.003	0.003	0.005	0.005	9/8/2011 12:58
17820	0.005	0.005	0.006	0.013	0.016	9/8/2011 12:59
17880	0.002	0.003	0.003	0.005	0.005	9/8/2011 13:00
17940	0.002	0.003	0.003	0.004	0.004	9/8/2011 13:01
18000	0.003	0.004	0.004	0.006	0.006	9/8/2011 13:02
18060	0.003	0.003	0.003	0.005	0.005	9/8/2011 13:03
18120	0.002	0.002	0.002	0.003	0.003	9/8/2011 13:04
18180	0.002	0.002	0.002	0.002	0.003	9/8/2011 13:05

18240	0.002	0.002	0.002	0.002	0.002	9/8/2011 13:06
18300	0.001	0.002	0.002	0.002	0.002	9/8/2011 13:07
18360	0.002	0.002	0.002	0.002	0.002	9/8/2011 13:08
18420	0.002	0.002	0.002	0.002	0.003	9/8/2011 13:09
18480	0.002	0.003	0.003	0.004	0.004	9/8/2011 13:10
18540	0.005	0.005	0.006	0.01	0.01	9/8/2011 13:11
18600	0.005	0.006	0.007	0.009	0.01	9/8/2011 13:12
18660	0.008	0.008	0.01	0.013	0.013	9/8/2011 13:13
18720	0.003	0.004	0.004	0.005	0.005	9/8/2011 13:14
18780	0.003	0.003	0.003	0.004	0.005	9/8/2011 13:15
18840	0.002	0.003	0.003	0.004	0.004	9/8/2011 13:16
18900	0.003	0.003	0.003	0.005	0.005	9/8/2011 13:17
18960	0.003	0.004	0.005	0.007	0.008	9/8/2011 13:18
19020	0.002	0.003	0.003	0.004	0.004	9/8/2011 13:19
19080	0.023	0.023	0.024	0.031	0.034	9/8/2011 13:20
19140	0.003	0.003	0.003	0.004	0.004	9/8/2011 13:21
19200	0.002	0.003	0.003	0.004	0.004	9/8/2011 13:22
19260	0.002	0.002	0.003	0.004	0.004	9/8/2011 13:23
19320	0.002	0.002	0.003	0.004	0.004	9/8/2011 13:24
19380	0.007	0.007	0.01	0.014	0.014	9/8/2011 13:25
19440	0.007	0.008	0.011	0.015	0.016	9/8/2011 13:26
19500	0.011	0.012	0.016	0.025	0.029	9/8/2011 13:27
19560	0.007	0.008	0.01	0.018	0.02	9/8/2011 13:28
19620	0.005	0.006	0.008	0.013	0.014	9/8/2011 13:29
19680	0.002	0.002	0.003	0.004	0.004	9/8/2011 13:30
19740	0.005	0.005	0.007	0.011	0.012	9/8/2011 13:31
19800	0.002	0.002	0.003	0.004	0.004	9/8/2011 13:32
19860	0.002	0.002	0.002	0.003	0.003	9/8/2011 13:33
19920	0.001	0.001	0.002	0.002	0.002	9/8/2011 13:34
19980	0.001	0.001	0.002	0.002	0.002	9/8/2011 13:35
20040	0.002	0.002	0.002	0.003	0.003	9/8/2011 13:36
20100	0.003	0.003	0.004	0.007	0.007	9/8/2011 13:37
20160	0.002	0.002	0.002	0.003	0.003	9/8/2011 13:38
20220	0.001	0.002	0.002	0.003	0.003	9/8/2011 13:39

20280	0.004	0.004	0.005	0.006	0.006	9/8/2011 13:40
20340	0.002	0.002	0.002	0.003	0.003	9/8/2011 13:41
20400	0.001	0.001	0.001	0.002	0.002	9/8/2011 13:42
20460	0.004	0.004	0.005	0.008	0.01	9/8/2011 13:43
20520	0.003	0.003	0.004	0.007	0.007	9/8/2011 13:44
20580	0.003	0.003	0.004	0.007	0.007	9/8/2011 13:45
20640	0.002	0.002	0.002	0.002	0.002	9/8/2011 13:46
20700	0.002	0.002	0.002	0.003	0.003	9/8/2011 13:47
20760	0.002	0.002	0.002	0.003	0.003	9/8/2011 13:48
20820	0.002	0.002	0.003	0.004	0.004	9/8/2011 13:49
20880	0.002	0.002	0.002	0.003	0.004	9/8/2011 13:50
20940	0.001	0.002	0.002	0.003	0.003	9/8/2011 13:51
21000	0.002	0.003	0.003	0.004	0.005	9/8/2011 13:52
21060	0.003	0.004	0.004	0.005	0.005	9/8/2011 13:53
21120	0.004	0.004	0.005	0.008	0.008	9/8/2011 13:54
21180	0.002	0.002	0.002	0.003	0.003	9/8/2011 13:55
21240	0.003	0.003	0.003	0.004	0.004	9/8/2011 13:56
21300	0.016	0.016	0.017	0.02	0.02	9/8/2011 13:57
21360	0.006	0.007	0.007	0.011	0.011	9/8/2011 13:58
21420	0.004	0.005	0.005	0.007	0.008	9/8/2011 13:59
21480	0.004	0.004	0.005	0.006	0.006	9/8/2011 14:00
21540	0.004	0.004	0.005	0.007	0.007	9/8/2011 14:01
21600	0.002	0.002	0.002	0.003	0.003	9/8/2011 14:02
21660	0.002	0.002	0.003	0.004	0.004	9/8/2011 14:03
21720	0.004	0.004	0.005	0.008	0.009	9/8/2011 14:04
21780	0.002	0.002	0.003	0.004	0.004	9/8/2011 14:05
21840	0.002	0.002	0.002	0.003	0.003	9/8/2011 14:06
21900	0.003	0.003	0.003	0.005	0.005	9/8/2011 14:07
21960	0.003	0.003	0.004	0.006	0.006	9/8/2011 14:08
22020	0.003	0.003	0.004	0.006	0.007	9/8/2011 14:09
22080	0.003	0.003	0.004	0.006	0.006	9/8/2011 14:10
22140	0.005	0.005	0.005	0.008	0.009	9/8/2011 14:11
22200	0.012	0.013	0.014	0.018	0.019	9/8/2011 14:12
22260	0.004	0.004	0.005	0.006	0.006	9/8/2011 14:13

22320	0.004	0.004	0.005	0.008	0.009	9/8/2011 14:14
22380	0.005	0.005	0.006	0.009	0.009	9/8/2011 14:15
22440	0.003	0.003	0.003	0.004	0.005	9/8/2011 14:16
22500	0.008	0.008	0.01	0.015	0.017	9/8/2011 14:17
22560	0.014	0.015	0.019	0.03	0.031	9/8/2011 14:18
22620	0.004	0.004	0.005	0.007	0.007	9/8/2011 14:19
22680	0.004	0.004	0.005	0.008	0.008	9/8/2011 14:20
22740	0.003	0.003	0.004	0.005	0.006	9/8/2011 14:21
22800	0.004	0.004	0.005	0.007	0.008	9/8/2011 14:22
22860	0.003	0.004	0.004	0.007	0.007	9/8/2011 14:23
22920	0.003	0.003	0.003	0.004	0.004	9/8/2011 14:24
22980	0.002	0.003	0.003	0.004	0.004	9/8/2011 14:25
23040	0.003	0.003	0.004	0.005	0.006	9/8/2011 14:26
23100	0.004	0.004	0.005	0.007	0.007	9/8/2011 14:27
23160	0.002	0.003	0.003	0.004	0.004	9/8/2011 14:28
23220	0.001	0.002	0.002	0.002	0.002	9/8/2011 14:29
23280	0.003	0.003	0.004	0.006	0.007	9/8/2011 14:30
23340	0.008	0.009	0.011	0.017	0.018	9/8/2011 14:31
23400	0.003	0.003	0.004	0.006	0.006	9/8/2011 14:32
23460	0.002	0.002	0.003	0.004	0.004	9/8/2011 14:33
23520	0.002	0.002	0.003	0.004	0.004	9/8/2011 14:34
23580	0.002	0.002	0.003	0.003	0.004	9/8/2011 14:35
23640	0.002	0.002	0.002	0.003	0.003	9/8/2011 14:36
23700	0.002	0.002	0.003	0.004	0.004	9/8/2011 14:37
23760	0.002	0.002	0.002	0.003	0.003	9/8/2011 14:38
23820	0.003	0.003	0.004	0.007	0.008	9/8/2011 14:39
23880	0.002	0.002	0.003	0.004	0.004	9/8/2011 14:40
23940	0.002	0.002	0.003	0.004	0.004	9/8/2011 14:41
24000	0.002	0.002	0.003	0.003	0.003	9/8/2011 14:42
24060	0.002	0.002	0.003	0.003	0.003	9/8/2011 14:43
24120	0.002	0.003	0.003	0.004	0.004	9/8/2011 14:44
24180	0.002	0.002	0.002	0.004	0.004	9/8/2011 14:45
24240	0.002	0.002	0.002	0.003	0.003	9/8/2011 14:46
24300	0.003	0.003	0.004	0.006	0.006	9/8/2011 14:47

24360	0.002	0.003	0.003	0.005	0.005	9/8/2011 14:48
24420	0.003	0.003	0.004	0.005	0.005	9/8/2011 14:49
24480	0.004	0.004	0.004	0.006	0.006	9/8/2011 14:50
24540	0.005	0.005	0.006	0.009	0.009	9/8/2011 14:51
24600	0.002	0.002	0.003	0.003	0.004	9/8/2011 14:52
24660	0.003	0.003	0.003	0.005	0.005	9/8/2011 14:53
24720	0.004	0.004	0.005	0.006	0.007	9/8/2011 14:54
24780	0.005	0.005	0.006	0.006	0.006	9/8/2011 14:55
24840	0.004	0.005	0.005	0.006	0.006	9/8/2011 14:56
24900	0.004	0.004	0.005	0.005	0.005	9/8/2011 14:57
24960	0.004	0.004	0.005	0.006	0.006	9/8/2011 14:58
25020	0.004	0.004	0.005	0.007	0.007	9/8/2011 14:59
25080	0.003	0.003	0.004	0.005	0.005	9/8/2011 15:00
25140	0.004	0.005	0.005	0.007	0.007	9/8/2011 15:01
25200	0.003	0.004	0.004	0.005	0.005	9/8/2011 15:02
25260	0.003	0.004	0.004	0.005	0.005	9/8/2011 15:03
25320	0.004	0.004	0.004	0.005	0.005	9/8/2011 15:04
25380	0.004	0.004	0.005	0.005	0.005	9/8/2011 15:05
25440	0.004	0.004	0.005	0.006	0.006	9/8/2011 15:06
25500	0.004	0.004	0.005	0.005	0.005	9/8/2011 15:07
25560	0.007	0.007	0.008	0.009	0.01	9/8/2011 15:08
25620	0.014	0.015	0.016	0.017	0.017	9/8/2011 15:09
25680	0.023	0.024	0.025	0.026	0.026	9/8/2011 15:10
25740	0.009	0.009	0.01	0.011	0.012	9/8/2011 15:11
25800	0.031	0.032	0.033	0.036	0.036	9/8/2011 15:12
25860	0.048	0.049	0.051	0.054	0.054	9/8/2011 15:13
25920	0.008	0.009	0.01	0.011	0.011	9/8/2011 15:14
25980	0.007	0.008	0.009	0.01	0.01	9/8/2011 15:15
26040	0.007	0.008	0.009	0.01	0.01	9/8/2011 15:16
26100	0.01	0.011	0.012	0.012	0.013	9/8/2011 15:17
26160	0.008	0.009	0.01	0.012	0.012	9/8/2011 15:18
26220	0.007	0.008	0.009	0.01	0.01	9/8/2011 15:19
26280	0.007	0.008	0.009	0.01	0.011	9/8/2011 15:20
26340	0.008	0.009	0.01	0.013	0.014	9/8/2011 15:21

26400	0.007	0.007	0.008	0.01	0.01	9/8/2011 15:22
26460	0.006	0.007	0.008	0.01	0.01	9/8/2011 15:23
26520	0.006	0.007	0.008	0.009	0.009	9/8/2011 15:24
26580	0.006	0.007	0.008	0.009	0.009	9/8/2011 15:25
26640	0.006	0.007	0.008	0.009	0.009	9/8/2011 15:26
26700	0.006	0.007	0.007	0.008	0.008	9/8/2011 15:27
26760	0.007	0.007	0.008	0.01	0.011	9/8/2011 15:28
26820	0.006	0.007	0.008	0.009	0.009	9/8/2011 15:29
26880	0.006	0.006	0.007	0.008	0.009	9/8/2011 15:30
26940	0.005	0.006	0.006	0.007	0.007	9/8/2011 15:31
27000	0.005	0.005	0.006	0.007	0.007	9/8/2011 15:32
27060	0.005	0.006	0.006	0.008	0.008	9/8/2011 15:33
27120	0.005	0.005	0.006	0.007	0.007	9/8/2011 15:34
27180	0.005	0.006	0.006	0.007	0.007	9/8/2011 15:35
27240	0.005	0.006	0.007	0.008	0.009	9/8/2011 15:36
27300	0.005	0.006	0.007	0.007	0.007	9/8/2011 15:37
27360	0.007	0.008	0.008	0.009	0.01	9/8/2011 15:38
27420	0.007	0.008	0.009	0.01	0.01	9/8/2011 15:39
27480	0.007	0.008	0.009	0.01	0.01	9/8/2011 15:40
27540	0.009	0.01	0.011	0.011	0.012	9/8/2011 15:41
27600	0.008	0.009	0.01	0.012	0.012	9/8/2011 15:42
27660	0.008	0.009	0.01	0.011	0.011	9/8/2011 15:43
27720	0.007	0.007	0.008	0.009	0.009	9/8/2011 15:44
27780	0.006	0.007	0.008	0.009	0.009	9/8/2011 15:45
27840	0.006	0.007	0.008	0.009	0.009	9/8/2011 15:46
27900	0.008	0.009	0.01	0.011	0.012	9/8/2011 15:47
27960	0.006	0.007	0.008	0.008	0.009	9/8/2011 15:48
28020	0.014	0.015	0.018	0.024	0.025	9/8/2011 15:49
28080	0.01	0.011	0.013	0.018	0.018	9/8/2011 15:50
28140	0.014	0.015	0.017	0.026	0.027	9/8/2011 15:51
28200	0.008	0.009	0.01	0.013	0.014	9/8/2011 15:52
28260	0.008	0.009	0.01	0.015	0.015	9/8/2011 15:53
28320	0.009	0.01	0.011	0.016	0.017	9/8/2011 15:54
28380	0.009	0.01	0.011	0.015	0.016	9/8/2011 15:55

28440	0.012	0.013	0.014	0.02	0.021	9/8/2011 15:56
28500	0.007	0.008	0.009	0.01	0.011	9/8/2011 15:57
28560	0.007	0.008	0.009	0.01	0.01	9/8/2011 15:58
28620	0.006	0.007	0.007	0.009	0.009	9/8/2011 15:59
28680	0.007	0.008	0.009	0.01	0.011	9/8/2011 16:00
28740	0.009	0.01	0.01	0.012	0.013	9/8/2011 16:01
28800	0.009	0.01	0.011	0.014	0.014	9/8/2011 16:02
28860	0.011	0.011	0.012	0.015	0.015	9/8/2011 16:03
28920	0.007	0.008	0.009	0.01	0.01	9/8/2011 16:04
28980	0.013	0.014	0.016	0.026	0.028	9/8/2011 16:05
29040	0.01	0.01	0.012	0.019	0.02	9/8/2011 16:06
29100	0.006	0.006	0.007	0.009	0.009	9/8/2011 16:07
29160	0.007	0.008	0.009	0.011	0.011	9/8/2011 16:08
29220	0.008	0.008	0.009	0.011	0.011	9/8/2011 16:09
29280	0.008	0.008	0.009	0.011	0.011	9/8/2011 16:10
29340	0.008	0.009	0.009	0.011	0.011	9/8/2011 16:11
29400	0.007	0.007	0.008	0.01	0.01	9/8/2011 16:12
29460	0.006	0.006	0.007	0.008	0.009	9/8/2011 16:13
29520	0.006	0.007	0.008	0.009	0.01	9/8/2011 16:14
29580	0.008	0.009	0.011	0.016	0.017	9/8/2011 16:15
29640	0.007	0.008	0.009	0.013	0.013	9/8/2011 16:16
29700	0.008	0.009	0.01	0.014	0.015	9/8/2011 16:17
29760	0.006	0.006	0.007	0.008	0.008	9/8/2011 16:18
29820	0.006	0.007	0.007	0.009	0.009	9/8/2011 16:19
29880	0.007	0.007	0.008	0.011	0.011	9/8/2011 16:20
29940	0.007	0.008	0.009	0.013	0.014	9/8/2011 16:21
30000	0.007	0.008	0.009	0.012	0.013	9/8/2011 16:22
30060	0.006	0.007	0.008	0.009	0.009	9/8/2011 16:23
30120	0.006	0.006	0.007	0.008	0.008	9/8/2011 16:24
30180	0.006	0.007	0.007	0.009	0.01	9/8/2011 16:25
30240	0.008	0.009	0.011	0.015	0.015	9/8/2011 16:26
30300	0.013	0.015	0.018	0.029	0.029	9/8/2011 16:27
30360	0.009	0.009	0.01	0.013	0.014	9/8/2011 16:28
30420	0.027	0.028	0.029	0.035	0.039	9/8/2011 16:29

41109

0

0

0

0

0 9/8/2011 16:30

Instrument Name	DustTrak DRX
Model Number	8533
Serial Number	8533101806
Firmware Version	2.8
Calibration Date	5/19/2011
Test Name	MANUAL_005
Test Start Time	7:12:11 AM
Test Start Date	9/9/2011
Test Length [D:H:M]	0:08:42
Test Interval [M:S]	1:00
PM1 Average [mg/m3]	0.028
PM1 Minimum [mg/m3]	0.003
PM1 Maximum [mg/m3]	1.71
PM1 TWA [mg/m3]	0.026
PM2.5 Average [mg/m3]	0.029
PM2.5 Minimum [mg/m3]	0.004
PM2.5 Maximum [mg/m3]	1.71
PM2.5 TWA [mg/m3]	0.027
PM4 Average [mg/m3]	0.031
PM4 Minimum [mg/m3]	0.004
PM4 Maximum [mg/m3]	1.72
PM4 TWA [mg/m3]	0.029
PM10 Average [mg/m3]	0.04
PM10 Minimum [mg/m3]	0.006
PM10 Maximum [mg/m3]	1.82
PM10 TWA [mg/m3]	0.037
TOTAL Average [mg/m3]	0.042
TOTAL Minimum [mg/m3]	0.006
TOTAL Maximum [mg/m3]	1.91
TOTAL TWA [mg/m3]	0.038
Photometric User Cal	1
Size Correction User Cal	1
Flow User Cal	1
Errors	

Number of Samples

522

Elapsed Time [s]	PM1 [mg/m3]	PM2.5 [mg/m3]	PM4 [mg/m3]	PM10 [mg/m3]	TOTAL [mg/m3]	Date/Time	Alarms	Errors
60	0.025	0.026	0.028	0.036	0.042	9/9/2011 7:13		
120	0.023	0.024	0.026	0.033	0.037	9/9/2011 7:14		
180	0.02	0.021	0.022	0.028	0.033	9/9/2011 7:15		
240	0.018	0.019	0.02	0.024	0.027	9/9/2011 7:16		
300	0.023	0.023	0.025	0.035	0.042	9/9/2011 7:17		
360	0.028	0.029	0.031	0.045	0.055	9/9/2011 7:18		
420	0.022	0.023	0.024	0.03	0.033	9/9/2011 7:19		
480	0.025	0.026	0.028	0.035	0.041	9/9/2011 7:20		
540	0.028	0.029	0.031	0.039	0.047	9/9/2011 7:21		
600	0.019	0.019	0.021	0.026	0.031	9/9/2011 7:22		
660	0.024	0.025	0.026	0.034	0.038	9/9/2011 7:23		
720	0.024	0.025	0.027	0.034	0.045	9/9/2011 7:24		
780	0.207	0.208	0.212	0.241	0.268	9/9/2011 7:25		
840	1.71	1.71	1.72	1.82	1.91	9/9/2011 7:26		
900	0.018	0.018	0.019	0.022	0.023	9/9/2011 7:27		
960	0.023	0.023	0.024	0.026	0.027	9/9/2011 7:28		
1020	0.95	0.952	0.962	1.06	1.14	9/9/2011 7:29		
1080	0.029	0.03	0.033	0.045	0.05	9/9/2011 7:30		
1140	0.048	0.049	0.051	0.064	0.073	9/9/2011 7:31		
1200	0.016	0.017	0.018	0.022	0.022	9/9/2011 7:32		
1260	0.017	0.017	0.019	0.024	0.024	9/9/2011 7:33		
1320	0.01	0.011	0.012	0.013	0.013	9/9/2011 7:34		
1380	0.012	0.013	0.014	0.018	0.018	9/9/2011 7:35		
1440	0.011	0.011	0.012	0.014	0.015	9/9/2011 7:36		
1500	0.012	0.013	0.014	0.015	0.016	9/9/2011 7:37		
1560	0.013	0.013	0.015	0.017	0.018	9/9/2011 7:38		
1620	0.015	0.016	0.017	0.02	0.021	9/9/2011 7:39		
1680	0.012	0.013	0.014	0.017	0.017	9/9/2011 7:40		
1740	0.014	0.014	0.015	0.019	0.02	9/9/2011 7:41		
1800	0.014	0.014	0.015	0.018	0.019	9/9/2011 7:42		
1860	0.013	0.013	0.014	0.017	0.018	9/9/2011 7:43		

1920	0.011	0.011	0.012	0.014	0.014	9/9/2011 7:44
1980	0.009	0.009	0.01	0.011	0.011	9/9/2011 7:45
2040	0.008	0.008	0.009	0.011	0.011	9/9/2011 7:46
2100	0.009	0.009	0.011	0.012	0.012	9/9/2011 7:47
2160	0.01	0.011	0.012	0.014	0.014	9/9/2011 7:48
2220	0.012	0.012	0.014	0.016	0.016	9/9/2011 7:49
2280	0.012	0.012	0.013	0.015	0.015	9/9/2011 7:50
2340	0.014	0.014	0.016	0.019	0.019	9/9/2011 7:51
2400	0.013	0.014	0.015	0.019	0.02	9/9/2011 7:52
2460	0.014	0.015	0.016	0.018	0.019	9/9/2011 7:53
2520	0.011	0.011	0.012	0.014	0.014	9/9/2011 7:54
2580	0.011	0.012	0.013	0.015	0.016	9/9/2011 7:55
2640	0.013	0.014	0.015	0.018	0.019	9/9/2011 7:56
2700	0.011	0.011	0.013	0.016	0.017	9/9/2011 7:57
2760	0.008	0.009	0.01	0.011	0.011	9/9/2011 7:58
2820	0.011	0.011	0.012	0.016	0.018	9/9/2011 7:59
2880	0.01	0.011	0.012	0.014	0.014	9/9/2011 8:00
2940	0.014	0.015	0.017	0.021	0.021	9/9/2011 8:01
3000	0.011	0.011	0.012	0.014	0.015	9/9/2011 8:02
3060	0.01	0.01	0.011	0.013	0.013	9/9/2011 8:03
3120	0.01	0.01	0.012	0.015	0.015	9/9/2011 8:04
3180	0.01	0.01	0.011	0.013	0.014	9/9/2011 8:05
3240	0.01	0.01	0.011	0.013	0.013	9/9/2011 8:06
3300	0.012	0.013	0.015	0.018	0.018	9/9/2011 8:07
3360	0.011	0.011	0.013	0.014	0.015	9/9/2011 8:08
3420	0.01	0.011	0.012	0.015	0.015	9/9/2011 8:09
3480	0.01	0.01	0.011	0.013	0.014	9/9/2011 8:10
3540	0.011	0.012	0.013	0.016	0.016	9/9/2011 8:11
3600	0.011	0.011	0.012	0.015	0.016	9/9/2011 8:12
3660	0.01	0.01	0.011	0.013	0.013	9/9/2011 8:13
3720	0.019	0.019	0.021	0.027	0.028	9/9/2011 8:14
3780	0.011	0.011	0.012	0.014	0.014	9/9/2011 8:15
3840	0.011	0.011	0.012	0.015	0.015	9/9/2011 8:16
3900	0.009	0.009	0.01	0.012	0.012	9/9/2011 8:17

3960	0.026	0.027	0.028	0.03	0.031	9/9/2011 8:18
4020	0.018	0.018	0.02	0.025	0.026	9/9/2011 8:19
4080	0.197	0.197	0.199	0.209	0.215	9/9/2011 8:20
4140	0.17	0.171	0.177	0.219	0.25	9/9/2011 8:21
4200	0.01	0.011	0.012	0.014	0.014	9/9/2011 8:22
4260	0.012	0.013	0.014	0.016	0.017	9/9/2011 8:23
4320	0.011	0.011	0.013	0.016	0.016	9/9/2011 8:24
4380	0.012	0.013	0.014	0.016	0.016	9/9/2011 8:25
4440	0.01	0.01	0.011	0.013	0.013	9/9/2011 8:26
4500	0.009	0.009	0.01	0.012	0.012	9/9/2011 8:27
4560	0.01	0.01	0.011	0.013	0.014	9/9/2011 8:28
4620	0.009	0.009	0.01	0.011	0.011	9/9/2011 8:29
4680	0.008	0.008	0.009	0.01	0.01	9/9/2011 8:30
4740	0.068	0.069	0.071	0.092	0.111	9/9/2011 8:31
4800	0.009	0.01	0.01	0.012	0.012	9/9/2011 8:32
4860	0.011	0.012	0.013	0.015	0.015	9/9/2011 8:33
4920	0.011	0.012	0.013	0.015	0.015	9/9/2011 8:34
4980	0.011	0.012	0.012	0.015	0.015	9/9/2011 8:35
5040	0.012	0.013	0.014	0.017	0.017	9/9/2011 8:36
5100	0.011	0.011	0.013	0.014	0.014	9/9/2011 8:37
5160	0.012	0.012	0.014	0.016	0.016	9/9/2011 8:38
5220	0.018	0.019	0.022	0.027	0.027	9/9/2011 8:39
5280	0.015	0.016	0.018	0.02	0.022	9/9/2011 8:40
5340	0.012	0.013	0.014	0.016	0.016	9/9/2011 8:41
5400	0.011	0.011	0.012	0.013	0.013	9/9/2011 8:42
5460	0.01	0.01	0.011	0.012	0.012	9/9/2011 8:43
5520	0.01	0.011	0.012	0.013	0.014	9/9/2011 8:44
5580	0.009	0.009	0.01	0.011	0.011	9/9/2011 8:45
5640	0.009	0.009	0.01	0.011	0.011	9/9/2011 8:46
5700	0.013	0.013	0.014	0.016	0.016	9/9/2011 8:47
5760	0.011	0.011	0.012	0.013	0.014	9/9/2011 8:48
5820	0.012	0.012	0.013	0.015	0.015	9/9/2011 8:49
5880	0.011	0.012	0.012	0.014	0.014	9/9/2011 8:50
5940	0.012	0.012	0.013	0.015	0.015	9/9/2011 8:51

6000	0.012	0.012	0.013	0.014	0.014	9/9/2011 8:52
6060	0.011	0.012	0.013	0.015	0.015	9/9/2011 8:53
6120	0.011	0.012	0.013	0.015	0.015	9/9/2011 8:54
6180	0.01	0.011	0.012	0.013	0.013	9/9/2011 8:55
6240	0.01	0.011	0.012	0.013	0.014	9/9/2011 8:56
6300	0.01	0.011	0.012	0.013	0.013	9/9/2011 8:57
6360	0.012	0.012	0.013	0.015	0.015	9/9/2011 8:58
6420	0.013	0.014	0.016	0.018	0.018	9/9/2011 8:59
6480	0.01	0.011	0.011	0.012	0.012	9/9/2011 9:00
6540	0.01	0.011	0.012	0.013	0.013	9/9/2011 9:01
6600	0.011	0.011	0.012	0.014	0.014	9/9/2011 9:02
6660	0.013	0.013	0.014	0.017	0.017	9/9/2011 9:03
6720	0.014	0.014	0.016	0.019	0.019	9/9/2011 9:04
6780	0.012	0.013	0.014	0.015	0.015	9/9/2011 9:05
6840	0.011	0.012	0.013	0.014	0.014	9/9/2011 9:06
6900	0.01	0.01	0.011	0.012	0.012	9/9/2011 9:07
6960	0.012	0.012	0.013	0.015	0.015	9/9/2011 9:08
7020	0.014	0.015	0.017	0.021	0.021	9/9/2011 9:09
7080	0.011	0.011	0.012	0.013	0.014	9/9/2011 9:10
7140	0.011	0.011	0.012	0.014	0.014	9/9/2011 9:11
7200	0.013	0.013	0.014	0.017	0.017	9/9/2011 9:12
7260	0.022	0.024	0.028	0.036	0.037	9/9/2011 9:13
7320	0.022	0.022	0.024	0.026	0.026	9/9/2011 9:14
7380	0.012	0.013	0.013	0.014	0.014	9/9/2011 9:15
7440	0.013	0.014	0.015	0.017	0.018	9/9/2011 9:16
7500	0.012	0.013	0.014	0.016	0.016	9/9/2011 9:17
7560	0.014	0.014	0.016	0.019	0.019	9/9/2011 9:18
7620	0.015	0.015	0.016	0.018	0.018	9/9/2011 9:19
7680	0.015	0.015	0.016	0.018	0.018	9/9/2011 9:20
7740	0.014	0.015	0.016	0.02	0.02	9/9/2011 9:21
7800	0.013	0.014	0.015	0.017	0.017	9/9/2011 9:22
7860	0.014	0.015	0.016	0.018	0.018	9/9/2011 9:23
7920	0.012	0.013	0.014	0.016	0.016	9/9/2011 9:24
7980	0.014	0.014	0.015	0.018	0.018	9/9/2011 9:25

8040	0.013	0.013	0.014	0.016	0.016	9/9/2011 9:26
8100	0.012	0.013	0.014	0.015	0.015	9/9/2011 9:27
8160	0.011	0.012	0.012	0.014	0.014	9/9/2011 9:28
8220	0.011	0.011	0.012	0.012	0.013	9/9/2011 9:29
8280	0.011	0.012	0.012	0.013	0.014	9/9/2011 9:30
8340	0.01	0.011	0.012	0.012	0.012	9/9/2011 9:31
8400	0.015	0.016	0.019	0.023	0.024	9/9/2011 9:32
8460	0.014	0.015	0.017	0.019	0.02	9/9/2011 9:33
8520	0.012	0.012	0.013	0.015	0.015	9/9/2011 9:34
8580	0.013	0.013	0.014	0.016	0.016	9/9/2011 9:35
8640	0.014	0.015	0.017	0.02	0.02	9/9/2011 9:36
8700	0.015	0.015	0.017	0.02	0.021	9/9/2011 9:37
8760	0.016	0.016	0.017	0.02	0.021	9/9/2011 9:38
8820	0.012	0.013	0.013	0.014	0.015	9/9/2011 9:39
8880	0.013	0.013	0.014	0.015	0.015	9/9/2011 9:40
8940	0.013	0.014	0.015	0.016	0.017	9/9/2011 9:41
9000	0.017	0.018	0.019	0.021	0.021	9/9/2011 9:42
9060	0.02	0.02	0.021	0.024	0.024	9/9/2011 9:43
9120	0.022	0.023	0.024	0.026	0.027	9/9/2011 9:44
9180	0.016	0.017	0.018	0.019	0.02	9/9/2011 9:45
9240	0.013	0.013	0.014	0.015	0.015	9/9/2011 9:46
9300	0.017	0.018	0.02	0.024	0.024	9/9/2011 9:47
9360	0.014	0.014	0.015	0.017	0.017	9/9/2011 9:48
9420	0.012	0.013	0.014	0.016	0.016	9/9/2011 9:49
9480	0.013	0.014	0.015	0.016	0.016	9/9/2011 9:50
9540	0.014	0.015	0.016	0.018	0.018	9/9/2011 9:51
9600	0.014	0.015	0.016	0.017	0.017	9/9/2011 9:52
9660	0.017	0.018	0.019	0.022	0.022	9/9/2011 9:53
9720	0.015	0.015	0.017	0.019	0.02	9/9/2011 9:54
9780	0.015	0.015	0.016	0.019	0.02	9/9/2011 9:55
9840	0.015	0.015	0.016	0.018	0.019	9/9/2011 9:56
9900	0.018	0.019	0.02	0.025	0.025	9/9/2011 9:57
9960	0.016	0.017	0.018	0.021	0.021	9/9/2011 9:58
10020	0.026	0.028	0.032	0.039	0.04	9/9/2011 9:59

10080	0.02	0.021	0.023	0.027	0.027	9/9/2011 10:00
10140	0.022	0.023	0.024	0.025	0.025	9/9/2011 10:01
10200	0.02	0.021	0.023	0.026	0.026	9/9/2011 10:02
10260	0.014	0.014	0.015	0.017	0.017	9/9/2011 10:03
10320	0.014	0.015	0.016	0.017	0.017	9/9/2011 10:04
10380	0.014	0.015	0.016	0.017	0.019	9/9/2011 10:05
10440	0.013	0.014	0.015	0.016	0.016	9/9/2011 10:06
10500	0.013	0.013	0.014	0.017	0.017	9/9/2011 10:07
10560	0.012	0.013	0.014	0.016	0.016	9/9/2011 10:08
10620	0.012	0.012	0.013	0.014	0.014	9/9/2011 10:09
10680	0.017	0.018	0.02	0.025	0.025	9/9/2011 10:10
10740	0.016	0.017	0.02	0.026	0.027	9/9/2011 10:11
10800	0.012	0.013	0.014	0.016	0.016	9/9/2011 10:12
10860	0.013	0.014	0.015	0.018	0.018	9/9/2011 10:13
10920	0.011	0.012	0.013	0.014	0.014	9/9/2011 10:14
10980	0.012	0.012	0.013	0.014	0.014	9/9/2011 10:15
11040	0.012	0.012	0.013	0.014	0.014	9/9/2011 10:16
11100	0.014	0.015	0.017	0.02	0.02	9/9/2011 10:17
11160	0.014	0.015	0.016	0.019	0.02	9/9/2011 10:18
11220	0.013	0.014	0.015	0.016	0.016	9/9/2011 10:19
11280	0.015	0.016	0.018	0.021	0.021	9/9/2011 10:20
11340	0.013	0.013	0.014	0.015	0.015	9/9/2011 10:21
11400	0.012	0.013	0.013	0.014	0.014	9/9/2011 10:22
11460	0.02	0.021	0.022	0.024	0.024	9/9/2011 10:23
11520	0.013	0.014	0.015	0.016	0.016	9/9/2011 10:24
11580	0.013	0.014	0.014	0.015	0.015	9/9/2011 10:25
11640	0.015	0.015	0.016	0.018	0.018	9/9/2011 10:26
11700	0.018	0.019	0.021	0.025	0.027	9/9/2011 10:27
11760	0.014	0.015	0.015	0.017	0.017	9/9/2011 10:28
11820	0.02	0.021	0.025	0.032	0.032	9/9/2011 10:29
11880	0.014	0.014	0.016	0.019	0.019	9/9/2011 10:30
11940	0.016	0.017	0.018	0.022	0.023	9/9/2011 10:31
12000	0.015	0.016	0.018	0.022	0.022	9/9/2011 10:32
12060	0.014	0.014	0.016	0.018	0.018	9/9/2011 10:33

12120	0.012	0.013	0.014	0.015	0.015	9/9/2011 10:34
12180	0.016	0.017	0.018	0.022	0.022	9/9/2011 10:35
12240	0.024	0.025	0.028	0.035	0.037	9/9/2011 10:36
12300	0.015	0.016	0.017	0.02	0.02	9/9/2011 10:37
12360	0.015	0.015	0.017	0.019	0.019	9/9/2011 10:38
12420	0.013	0.014	0.015	0.017	0.017	9/9/2011 10:39
12480	0.015	0.015	0.017	0.02	0.02	9/9/2011 10:40
12540	0.015	0.016	0.017	0.02	0.021	9/9/2011 10:41
12600	0.015	0.016	0.017	0.021	0.021	9/9/2011 10:42
12660	0.023	0.025	0.03	0.041	0.042	9/9/2011 10:43
12720	0.014	0.015	0.017	0.02	0.021	9/9/2011 10:44
12780	0.014	0.015	0.016	0.02	0.02	9/9/2011 10:45
12840	0.012	0.013	0.014	0.016	0.016	9/9/2011 10:46
12900	0.014	0.015	0.016	0.02	0.021	9/9/2011 10:47
12960	0.012	0.012	0.013	0.015	0.015	9/9/2011 10:48
13020	0.02	0.022	0.026	0.038	0.04	9/9/2011 10:49
13080	0.011	0.011	0.012	0.013	0.013	9/9/2011 10:50
13140	0.011	0.012	0.013	0.015	0.015	9/9/2011 10:51
13200	0.011	0.011	0.012	0.014	0.014	9/9/2011 10:52
13260	0.019	0.021	0.025	0.035	0.038	9/9/2011 10:53
13320	0.012	0.012	0.013	0.015	0.015	9/9/2011 10:54
13380	0.01	0.011	0.012	0.013	0.013	9/9/2011 10:55
13440	0.011	0.011	0.012	0.013	0.013	9/9/2011 10:56
13500	0.012	0.012	0.014	0.018	0.018	9/9/2011 10:57
13560	0.012	0.013	0.014	0.018	0.019	9/9/2011 10:58
13620	0.011	0.011	0.012	0.015	0.016	9/9/2011 10:59
13680	0.035	0.036	0.038	0.053	0.059	9/9/2011 11:00
13740	0.01	0.011	0.012	0.013	0.014	9/9/2011 11:01
13800	0.016	0.017	0.019	0.023	0.023	9/9/2011 11:02
13860	0.014	0.015	0.017	0.022	0.022	9/9/2011 11:03
13920	0.013	0.014	0.016	0.021	0.022	9/9/2011 11:04
13980	0.016	0.018	0.021	0.026	0.027	9/9/2011 11:05
14040	0.01	0.011	0.012	0.013	0.014	9/9/2011 11:06
14100	0.016	0.018	0.021	0.027	0.028	9/9/2011 11:07

14160	0.01	0.011	0.012	0.014	0.014	9/9/2011 11:08
14220	0.016	0.018	0.022	0.029	0.03	9/9/2011 11:09
14280	0.012	0.013	0.014	0.018	0.019	9/9/2011 11:10
14340	0.013	0.014	0.016	0.02	0.02	9/9/2011 11:11
14400	0.01	0.011	0.012	0.015	0.015	9/9/2011 11:12
14460	0.01	0.011	0.012	0.016	0.016	9/9/2011 11:13
14520	0.013	0.014	0.017	0.024	0.024	9/9/2011 11:14
14580	0.015	0.016	0.019	0.025	0.025	9/9/2011 11:15
14640	0.034	0.035	0.037	0.047	0.058	9/9/2011 11:16
14700	0.05	0.051	0.054	0.061	0.063	9/9/2011 11:17
14760	0.012	0.013	0.014	0.016	0.017	9/9/2011 11:18
14820	0.018	0.02	0.025	0.036	0.037	9/9/2011 11:19
14880	0.037	0.038	0.041	0.061	0.069	9/9/2011 11:20
14940	0.023	0.025	0.03	0.042	0.043	9/9/2011 11:21
15000	0.017	0.018	0.02	0.026	0.026	9/9/2011 11:22
15060	0.022	0.024	0.029	0.041	0.043	9/9/2011 11:23
15120	0.013	0.013	0.014	0.015	0.015	9/9/2011 11:24
15180	0.022	0.023	0.027	0.034	0.035	9/9/2011 11:25
15300	0.011	0.012	0.013	0.017	0.017	9/9/2011 11:27
15360	0.01	0.011	0.012	0.014	0.014	9/9/2011 11:28
15420	0.009	0.009	0.011	0.013	0.013	9/9/2011 11:29
15480	0.009	0.01	0.01	0.012	0.013	9/9/2011 11:30
15540	0.013	0.013	0.015	0.019	0.02	9/9/2011 11:31
15600	0.009	0.009	0.01	0.012	0.012	9/9/2011 11:32
15660	0.011	0.012	0.014	0.018	0.018	9/9/2011 11:33
15720	0.012	0.013	0.015	0.021	0.023	9/9/2011 11:34
15780	0.009	0.01	0.011	0.013	0.013	9/9/2011 11:35
15840	0.014	0.015	0.016	0.021	0.021	9/9/2011 11:36
15900	0.021	0.023	0.025	0.03	0.031	9/9/2011 11:37
15960	0.014	0.015	0.017	0.021	0.022	9/9/2011 11:38
16020	0.014	0.014	0.016	0.018	0.018	9/9/2011 11:39
16080	0.017	0.018	0.02	0.024	0.024	9/9/2011 11:40
16140	0.037	0.039	0.042	0.049	0.05	9/9/2011 11:41

16200	0.027	0.028	0.03	0.035	0.035	9/9/2011 11:42
16260	0.044	0.046	0.048	0.056	0.059	9/9/2011 11:43
16320	0.11	0.112	0.116	0.143	0.163	9/9/2011 11:44
16380	0.015	0.016	0.017	0.02	0.022	9/9/2011 11:45
16440	0.015	0.016	0.017	0.019	0.02	9/9/2011 11:46
16500	0.019	0.02	0.023	0.03	0.031	9/9/2011 11:47
16560	0.015	0.016	0.017	0.02	0.02	9/9/2011 11:48
16620	0.019	0.02	0.021	0.024	0.025	9/9/2011 11:49
16680	0.026	0.027	0.029	0.036	0.038	9/9/2011 11:50
16740	0.027	0.029	0.031	0.039	0.041	9/9/2011 11:51
16800	0.019	0.02	0.022	0.025	0.025	9/9/2011 11:52
16860	0.017	0.018	0.02	0.025	0.026	9/9/2011 11:53
16920	0.02	0.021	0.025	0.034	0.036	9/9/2011 11:54
16980	0.025	0.028	0.034	0.049	0.051	9/9/2011 11:55
17040	0.012	0.013	0.015	0.021	0.021	9/9/2011 11:56
17100	0.021	0.023	0.026	0.038	0.041	9/9/2011 11:57
17160	0.015	0.016	0.019	0.028	0.029	9/9/2011 11:58
17220	0.012	0.012	0.013	0.017	0.017	9/9/2011 11:59
17280	0.014	0.014	0.016	0.021	0.022	9/9/2011 12:00
17340	0.017	0.018	0.022	0.03	0.031	9/9/2011 12:01
17400	0.031	0.034	0.043	0.072	0.075	9/9/2011 12:02
17460	0.015	0.016	0.018	0.024	0.024	9/9/2011 12:03
17520	0.02	0.022	0.025	0.034	0.035	9/9/2011 12:04
17580	0.02	0.021	0.023	0.031	0.032	9/9/2011 12:05
17640	0.02	0.022	0.025	0.036	0.036	9/9/2011 12:06
17700	0.019	0.021	0.023	0.03	0.031	9/9/2011 12:07
17760	0.016	0.017	0.02	0.029	0.029	9/9/2011 12:08
17820	0.015	0.016	0.018	0.026	0.026	9/9/2011 12:09
17880	0.012	0.012	0.014	0.018	0.018	9/9/2011 12:10
17940	0.018	0.019	0.021	0.027	0.029	9/9/2011 12:11
18000	0.018	0.019	0.021	0.027	0.027	9/9/2011 12:12
18060	0.01	0.011	0.012	0.014	0.014	9/9/2011 12:13
18120	0.027	0.029	0.032	0.039	0.041	9/9/2011 12:14
18180	0.036	0.039	0.044	0.057	0.059	9/9/2011 12:15

18240	0.034	0.037	0.041	0.053	0.055	9/9/2011 12:16
18300	0.03	0.033	0.037	0.047	0.049	9/9/2011 12:17
18360	0.042	0.046	0.052	0.068	0.071	9/9/2011 12:18
18420	0.033	0.035	0.04	0.054	0.055	9/9/2011 12:19
18480	0.023	0.025	0.028	0.036	0.038	9/9/2011 12:20
18540	0.027	0.029	0.033	0.042	0.044	9/9/2011 12:21
18600	0.043	0.048	0.056	0.075	0.08	9/9/2011 12:22
18660	0.018	0.019	0.023	0.031	0.033	9/9/2011 12:23
18720	0.013	0.013	0.014	0.017	0.018	9/9/2011 12:24
18780	0.037	0.041	0.049	0.072	0.08	9/9/2011 12:25
18840	0.033	0.036	0.043	0.066	0.07	9/9/2011 12:26
18900	0.023	0.025	0.03	0.042	0.042	9/9/2011 12:27
18960	0.039	0.043	0.051	0.069	0.071	9/9/2011 12:28
19020	0.023	0.024	0.027	0.035	0.037	9/9/2011 12:29
19080	0.017	0.018	0.02	0.025	0.027	9/9/2011 12:30
19140	0.012	0.013	0.015	0.019	0.019	9/9/2011 12:31
19200	0.01	0.011	0.012	0.014	0.014	9/9/2011 12:32
19260	0.02	0.021	0.024	0.03	0.031	9/9/2011 12:33
19320	0.034	0.037	0.043	0.061	0.063	9/9/2011 12:34
19380	0.023	0.024	0.026	0.034	0.035	9/9/2011 12:35
19440	0.014	0.014	0.016	0.019	0.019	9/9/2011 12:36
19500	0.012	0.012	0.013	0.017	0.017	9/9/2011 12:37
19560	0.014	0.015	0.016	0.023	0.024	9/9/2011 12:38
19620	0.015	0.016	0.017	0.02	0.021	9/9/2011 12:39
19680	0.011	0.012	0.013	0.016	0.016	9/9/2011 12:40
19740	0.017	0.018	0.019	0.022	0.022	9/9/2011 12:41
19800	0.017	0.017	0.018	0.022	0.022	9/9/2011 12:42
19860	0.013	0.013	0.014	0.015	0.015	9/9/2011 12:43
19920	0.065	0.07	0.08	0.104	0.108	9/9/2011 12:44
19980	0.072	0.079	0.09	0.118	0.122	9/9/2011 12:45
20040	0.027	0.029	0.033	0.041	0.043	9/9/2011 12:46
20100	0.018	0.019	0.022	0.032	0.033	9/9/2011 12:47
20160	0.016	0.017	0.02	0.028	0.028	9/9/2011 12:48
20220	0.033	0.036	0.044	0.069	0.073	9/9/2011 12:49

20280	0.022	0.024	0.029	0.041	0.042	9/9/2011 12:50
20340	0.03	0.033	0.041	0.069	0.072	9/9/2011 12:51
20400	0.024	0.026	0.032	0.048	0.051	9/9/2011 12:52
20460	0.019	0.021	0.026	0.038	0.04	9/9/2011 12:53
20520	0.017	0.018	0.022	0.033	0.034	9/9/2011 12:54
20580	0.012	0.013	0.015	0.02	0.021	9/9/2011 12:55
20640	0.013	0.013	0.016	0.022	0.024	9/9/2011 12:56
20700	0.01	0.011	0.013	0.018	0.018	9/9/2011 12:57
20760	0.008	0.008	0.009	0.012	0.012	9/9/2011 12:58
20820	0.021	0.023	0.028	0.043	0.045	9/9/2011 12:59
20880	0.034	0.037	0.047	0.076	0.081	9/9/2011 13:00
20940	0.018	0.02	0.023	0.033	0.035	9/9/2011 13:01
21000	0.012	0.013	0.013	0.016	0.016	9/9/2011 13:02
21060	0.012	0.012	0.013	0.014	0.014	9/9/2011 13:03
21120	0.019	0.02	0.024	0.036	0.039	9/9/2011 13:04
21180	0.015	0.017	0.019	0.024	0.024	9/9/2011 13:05
21240	0.035	0.038	0.044	0.061	0.064	9/9/2011 13:06
21300	0.04	0.044	0.051	0.07	0.075	9/9/2011 13:07
21360	0.02	0.021	0.025	0.037	0.039	9/9/2011 13:08
21420	0.012	0.013	0.014	0.018	0.018	9/9/2011 13:09
21480	0.021	0.023	0.028	0.041	0.043	9/9/2011 13:10
21540	0.019	0.02	0.025	0.041	0.043	9/9/2011 13:11
21600	0.008	0.009	0.01	0.013	0.014	9/9/2011 13:12
21660	0.01	0.011	0.013	0.018	0.018	9/9/2011 13:13
21720	0.009	0.01	0.011	0.014	0.015	9/9/2011 13:14
21780	0.009	0.009	0.01	0.011	0.011	9/9/2011 13:15
21840	0.011	0.011	0.013	0.016	0.017	9/9/2011 13:16
21900	0.009	0.009	0.01	0.012	0.012	9/9/2011 13:17
21960	0.015	0.015	0.016	0.019	0.019	9/9/2011 13:18
22020	0.011	0.011	0.012	0.015	0.015	9/9/2011 13:19
22080	0.01	0.01	0.012	0.015	0.015	9/9/2011 13:20
22140	0.014	0.014	0.016	0.02	0.021	9/9/2011 13:21
22200	0.013	0.014	0.016	0.022	0.022	9/9/2011 13:22
22260	0.012	0.013	0.014	0.019	0.019	9/9/2011 13:23

22320	0.015	0.016	0.019	0.027	0.029	9/9/2011 13:24
22380	0.008	0.009	0.009	0.01	0.011	9/9/2011 13:25
22440	0.012	0.013	0.014	0.018	0.018	9/9/2011 13:26
22500	0.009	0.009	0.01	0.012	0.013	9/9/2011 13:27
22560	0.012	0.013	0.015	0.021	0.022	9/9/2011 13:28
22620	0.012	0.013	0.015	0.02	0.021	9/9/2011 13:29
22680	0.009	0.009	0.01	0.013	0.013	9/9/2011 13:30
22740	0.008	0.008	0.009	0.01	0.01	9/9/2011 13:31
22800	0.012	0.012	0.014	0.021	0.021	9/9/2011 13:32
22860	0.008	0.009	0.01	0.015	0.015	9/9/2011 13:33
22920	0.006	0.007	0.007	0.009	0.009	9/9/2011 13:34
22980	0.01	0.01	0.012	0.016	0.016	9/9/2011 13:35
23040	0.017	0.018	0.022	0.032	0.033	9/9/2011 13:36
23100	0.011	0.012	0.013	0.017	0.018	9/9/2011 13:37
23160	0.012	0.013	0.014	0.018	0.019	9/9/2011 13:38
23220	0.014	0.015	0.016	0.019	0.02	9/9/2011 13:39
23280	0.011	0.012	0.013	0.016	0.016	9/9/2011 13:40
23340	0.02	0.022	0.025	0.034	0.034	9/9/2011 13:41
23400	0.03	0.033	0.042	0.074	0.082	9/9/2011 13:42
23460	0.014	0.016	0.019	0.032	0.034	9/9/2011 13:43
23520	0.02	0.021	0.026	0.046	0.05	9/9/2011 13:44
23580	0.005	0.005	0.006	0.008	0.009	9/9/2011 13:45
23640	0.005	0.006	0.007	0.011	0.011	9/9/2011 13:46
23700	0.012	0.013	0.016	0.027	0.028	9/9/2011 13:47
23760	0.018	0.02	0.026	0.043	0.044	9/9/2011 13:48
23820	0.005	0.006	0.007	0.009	0.009	9/9/2011 13:49
23880	0.004	0.005	0.006	0.008	0.009	9/9/2011 13:50
23940	0.003	0.004	0.004	0.006	0.006	9/9/2011 13:51
24000	0.006	0.007	0.008	0.014	0.014	9/9/2011 13:52
24060	0.008	0.008	0.011	0.017	0.018	9/9/2011 13:53
24120	0.011	0.012	0.014	0.027	0.03	9/9/2011 13:54
24180	0.01	0.011	0.013	0.017	0.018	9/9/2011 13:55
24240	0.015	0.016	0.018	0.023	0.024	9/9/2011 13:56
24300	0.019	0.02	0.023	0.029	0.03	9/9/2011 13:57

24360	0.01	0.01	0.011	0.014	0.014	9/9/2011 13:58
24420	0.01	0.011	0.011	0.014	0.014	9/9/2011 13:59
24480	0.012	0.013	0.014	0.019	0.019	9/9/2011 14:00
24540	0.017	0.017	0.019	0.023	0.023	9/9/2011 14:01
24600	0.022	0.024	0.028	0.037	0.038	9/9/2011 14:02
24660	0.036	0.04	0.05	0.08	0.086	9/9/2011 14:03
24720	0.026	0.029	0.034	0.05	0.052	9/9/2011 14:04
24780	0.024	0.025	0.027	0.039	0.04	9/9/2011 14:05
24840	0.031	0.033	0.039	0.06	0.067	9/9/2011 14:06
24900	0.012	0.012	0.013	0.017	0.018	9/9/2011 14:07
24960	0.019	0.02	0.022	0.029	0.029	9/9/2011 14:08
25020	0.019	0.02	0.023	0.033	0.035	9/9/2011 14:09
25080	0.017	0.018	0.021	0.029	0.03	9/9/2011 14:10
25140	0.016	0.017	0.019	0.025	0.026	9/9/2011 14:11
25200	0.026	0.028	0.034	0.053	0.057	9/9/2011 14:12
25260	0.023	0.025	0.028	0.039	0.04	9/9/2011 14:13
25320	0.024	0.025	0.028	0.037	0.04	9/9/2011 14:14
25380	0.018	0.019	0.021	0.026	0.027	9/9/2011 14:15
25440	0.012	0.012	0.013	0.015	0.015	9/9/2011 14:16
25500	0.019	0.02	0.022	0.032	0.036	9/9/2011 14:17
25560	0.019	0.02	0.023	0.031	0.032	9/9/2011 14:18
25620	0.025	0.027	0.031	0.044	0.046	9/9/2011 14:19
25680	0.016	0.017	0.019	0.024	0.024	9/9/2011 14:20
25740	0.026	0.028	0.032	0.046	0.048	9/9/2011 14:21
25800	0.044	0.047	0.053	0.078	0.086	9/9/2011 14:22
25860	0.046	0.049	0.054	0.071	0.074	9/9/2011 14:23
25920	0.042	0.045	0.05	0.068	0.074	9/9/2011 14:24
25980	0.03	0.033	0.039	0.056	0.058	9/9/2011 14:25
26040	0.022	0.023	0.026	0.035	0.036	9/9/2011 14:26
26100	0.02	0.021	0.025	0.036	0.038	9/9/2011 14:27
26160	0.025	0.026	0.028	0.033	0.034	9/9/2011 14:28
26220	0.031	0.033	0.035	0.042	0.043	9/9/2011 14:29
26280	0.027	0.029	0.032	0.044	0.049	9/9/2011 14:30
26340	0.039	0.041	0.047	0.067	0.073	9/9/2011 14:31

26400	0.029	0.031	0.038	0.061	0.065	9/9/2011 14:32
26460	0.034	0.036	0.041	0.062	0.068	9/9/2011 14:33
26520	0.066	0.072	0.086	0.144	0.162	9/9/2011 14:34
26580	0.053	0.057	0.066	0.104	0.119	9/9/2011 14:35
26640	0.048	0.052	0.058	0.086	0.096	9/9/2011 14:36
26700	0.054	0.058	0.064	0.087	0.094	9/9/2011 14:37
26760	0.058	0.061	0.067	0.085	0.089	9/9/2011 14:38
26820	0.047	0.048	0.049	0.054	0.055	9/9/2011 14:39
26880	0.039	0.04	0.042	0.048	0.05	9/9/2011 14:40
26940	0.048	0.05	0.053	0.061	0.062	9/9/2011 14:41
27000	0.069	0.072	0.076	0.088	0.094	9/9/2011 14:42
27060	0.098	0.101	0.105	0.122	0.13	9/9/2011 14:43
27120	0.065	0.068	0.073	0.088	0.092	9/9/2011 14:44
27180	0.104	0.108	0.117	0.159	0.177	9/9/2011 14:45
27240	0.048	0.05	0.055	0.075	0.081	9/9/2011 14:46
27300	0.021	0.022	0.024	0.03	0.032	9/9/2011 14:47
27360	0.041	0.044	0.048	0.065	0.07	9/9/2011 14:48
27420	0.044	0.047	0.053	0.072	0.08	9/9/2011 14:49
27480	0.05	0.052	0.055	0.067	0.072	9/9/2011 14:50
27540	0.062	0.066	0.074	0.115	0.133	9/9/2011 14:51
27600	0.032	0.033	0.036	0.045	0.047	9/9/2011 14:52
27660	0.022	0.024	0.025	0.029	0.031	9/9/2011 14:53
27720	0.025	0.027	0.032	0.05	0.051	9/9/2011 14:54
27780	0.015	0.016	0.017	0.022	0.022	9/9/2011 14:55
27840	0.017	0.018	0.019	0.023	0.024	9/9/2011 14:56
27900	0.032	0.034	0.036	0.042	0.044	9/9/2011 14:57
27960	0.044	0.047	0.051	0.06	0.06	9/9/2011 14:58
28020	0.052	0.055	0.062	0.084	0.088	9/9/2011 14:59
28080	0.073	0.079	0.092	0.14	0.152	9/9/2011 15:00
28140	0.045	0.048	0.058	0.094	0.101	9/9/2011 15:01
28200	0.036	0.037	0.04	0.051	0.054	9/9/2011 15:02
28260	0.047	0.049	0.054	0.082	0.088	9/9/2011 15:03
28320	0.143	0.144	0.149	0.168	0.172	9/9/2011 15:04
28380	0.013	0.013	0.014	0.017	0.017	9/9/2011 15:05

28440	0.012	0.012	0.013	0.015	0.016	9/9/2011 15:06
28500	0.011	0.011	0.012	0.013	0.013	9/9/2011 15:07
28560	0.044	0.045	0.047	0.057	0.059	9/9/2011 15:08
28620	0.032	0.034	0.039	0.058	0.064	9/9/2011 15:09
28680	0.028	0.03	0.034	0.044	0.045	9/9/2011 15:10
28740	0.066	0.07	0.078	0.097	0.101	9/9/2011 15:11
28800	0.097	0.098	0.101	0.109	0.11	9/9/2011 15:12
28860	0.062	0.065	0.072	0.099	0.104	9/9/2011 15:13
28920	0.072	0.074	0.08	0.097	0.102	9/9/2011 15:14
28980	0.039	0.041	0.046	0.062	0.065	9/9/2011 15:15
29040	0.029	0.031	0.035	0.051	0.055	9/9/2011 15:16
29100	0.03	0.031	0.036	0.052	0.057	9/9/2011 15:17
29160	0.06	0.065	0.075	0.106	0.114	9/9/2011 15:18
29220	0.018	0.019	0.021	0.028	0.029	9/9/2011 15:19
29280	0.04	0.043	0.053	0.086	0.092	9/9/2011 15:20
29340	0.021	0.022	0.026	0.038	0.04	9/9/2011 15:21
29400	0.023	0.025	0.028	0.04	0.043	9/9/2011 15:22
29460	0.148	0.153	0.169	0.257	0.284	9/9/2011 15:23
29520	0.053	0.057	0.066	0.097	0.106	9/9/2011 15:24
29580	0.064	0.067	0.074	0.101	0.109	9/9/2011 15:25
29640	0.11	0.114	0.123	0.155	0.163	9/9/2011 15:26
29700	0.169	0.172	0.178	0.2	0.204	9/9/2011 15:27
29760	0.106	0.11	0.119	0.16	0.173	9/9/2011 15:28
29820	0.027	0.028	0.032	0.048	0.049	9/9/2011 15:29
29880	0.018	0.019	0.022	0.031	0.032	9/9/2011 15:30
29940	0.011	0.011	0.012	0.013	0.014	9/9/2011 15:31
30000	0.013	0.013	0.014	0.017	0.017	9/9/2011 15:32
30060	0.013	0.014	0.014	0.018	0.018	9/9/2011 15:33
30120	0.02	0.021	0.023	0.028	0.029	9/9/2011 15:34
30180	0.027	0.029	0.032	0.041	0.043	9/9/2011 15:35
30240	0.021	0.022	0.025	0.034	0.037	9/9/2011 15:36
30300	0.035	0.037	0.041	0.053	0.058	9/9/2011 15:37
30360	0.058	0.063	0.072	0.109	0.118	9/9/2011 15:38
30420	0.037	0.04	0.045	0.065	0.067	9/9/2011 15:39

30480	0.016	0.017	0.019	0.026	0.028	9/9/2011 15:40
30540	0.013	0.014	0.015	0.02	0.02	9/9/2011 15:41
30600	0.027	0.029	0.035	0.058	0.06	9/9/2011 15:42
30660	0.019	0.02	0.024	0.039	0.041	9/9/2011 15:43
30720	0.061	0.065	0.073	0.105	0.116	9/9/2011 15:44
30780	0.032	0.034	0.038	0.056	0.061	9/9/2011 15:45
30840	0.039	0.041	0.048	0.076	0.084	9/9/2011 15:46
30900	0.073	0.078	0.091	0.151	0.168	9/9/2011 15:47
30960	0.078	0.083	0.094	0.142	0.154	9/9/2011 15:48
31020	0.038	0.041	0.045	0.061	0.065	9/9/2011 15:49
31080	0.039	0.042	0.049	0.071	0.077	9/9/2011 15:50
31140	0.022	0.023	0.025	0.031	0.033	9/9/2011 15:51
31200	0.04	0.042	0.046	0.063	0.067	9/9/2011 15:52
31260	0.1	0.103	0.109	0.126	0.131	9/9/2011 15:53
31320	0.037	0.04	0.045	0.064	0.07	9/9/2011 15:54

Instrument Name	DustTrak DRX
Model Number	8533
Serial Number	8533101806
Firmware Version	2.8
Calibration Date	5/19/2011
Test Name	MANUAL_006
Test Start Time	7:54:00 AM
Test Start Date	9/12/2011
Test Length [D:H:M]	0:05:10
Test Interval [M:S]	1:00
PM1 Average [mg/m3]	0.084
PM1 Minimum [mg/m3]	0
PM1 Maximum [mg/m3]	0.355
PM1 TWA [mg/m3]	0.054
PM2.5 Average [mg/m3]	0.087
PM2.5 Minimum [mg/m3]	0
PM2.5 Maximum [mg/m3]	0.36
PM2.5 TWA [mg/m3]	0.057
PM4 Average [mg/m3]	0.094
PM4 Minimum [mg/m3]	0
PM4 Maximum [mg/m3]	0.433
PM4 TWA [mg/m3]	0.061
PM10 Average [mg/m3]	0.113
PM10 Minimum [mg/m3]	0
PM10 Maximum [mg/m3]	0.666
PM10 TWA [mg/m3]	0.073
TOTAL Average [mg/m3]	0.119
TOTAL Minimum [mg/m3]	0
TOTAL Maximum [mg/m3]	0.724
TOTAL TWA [mg/m3]	0.077
Photometric User Cal	1
Size Correction User Cal	1
Flow User Cal	1
Errors	

Number of Samples

254

Elapsed Time [s]	PM1 [mg/m3]	PM2.5 [mg/m3]	PM4 [mg/m3]	PM10 [mg/m3]	TOTAL [mg/m3]	Date/Time	Alarms	Errors
60	0.096	0.102	0.116	0.162	0.179	9/12/2011 7:55		
120	0.088	0.095	0.112	0.156	0.168	9/12/2011 7:56		
180	0.301	0.337	0.433	0.666	0.724	9/12/2011 7:57		
240	0.238	0.243	0.255	0.277	0.282	9/12/2011 7:58		
300	0.355	0.36	0.371	0.399	0.404	9/12/2011 7:59		
360	0.312	0.316	0.323	0.339	0.341	9/12/2011 8:00		
678	0	0	0	0	0	9/12/2011 8:01		
720	0.054	0.056	0.059	0.073	0.079	9/12/2011 8:02		
780	0.05	0.052	0.055	0.061	0.065	9/12/2011 8:03		
840	0.052	0.054	0.057	0.063	0.065	9/12/2011 8:04		
900	0.058	0.06	0.064	0.071	0.072	9/12/2011 8:05		
960	0.056	0.059	0.062	0.07	0.07	9/12/2011 8:06		
1020	0.052	0.055	0.058	0.066	0.066	9/12/2011 8:07		
1080	0.068	0.072	0.078	0.089	0.091	9/12/2011 8:08		
1140	0.086	0.091	0.098	0.114	0.117	9/12/2011 8:09		
1200	0.086	0.09	0.095	0.105	0.107	9/12/2011 8:10		
1260	0.067	0.069	0.073	0.08	0.081	9/12/2011 8:11		
1320	0.064	0.066	0.068	0.072	0.073	9/12/2011 8:12		
1380	0.057	0.058	0.06	0.063	0.064	9/12/2011 8:13		
1440	0.081	0.083	0.085	0.09	0.09	9/12/2011 8:14		
1500	0.187	0.19	0.193	0.197	0.201	9/12/2011 8:15		
1560	0.08	0.082	0.084	0.087	0.087	9/12/2011 8:16		
1620	0.172	0.173	0.175	0.177	0.178	9/12/2011 8:17		
1680	0.091	0.092	0.093	0.095	0.096	9/12/2011 8:18		
1740	0.061	0.062	0.063	0.064	0.064	9/12/2011 8:19		
1800	0.052	0.053	0.054	0.055	0.055	9/12/2011 8:20		
1860	0.103	0.105	0.108	0.119	0.134	9/12/2011 8:21		
1920	0.067	0.07	0.075	0.087	0.091	9/12/2011 8:22		
1980	0.086	0.091	0.097	0.114	0.121	9/12/2011 8:23		
2040	0.08	0.083	0.089	0.104	0.108	9/12/2011 8:24		
2100	0.088	0.09	0.094	0.106	0.108	9/12/2011 8:25		

2160	0.063	0.065	0.068	0.075	0.076	9/12/2011 8:26
2220	0.058	0.06	0.062	0.067	0.07	9/12/2011 8:27
2280	0.036	0.037	0.038	0.041	0.042	9/12/2011 8:28
2340	0.031	0.032	0.033	0.035	0.036	9/12/2011 8:29
2400	0.037	0.038	0.04	0.043	0.044	9/12/2011 8:30
2460	0.04	0.041	0.042	0.045	0.046	9/12/2011 8:31
2520	0.05	0.052	0.055	0.061	0.062	9/12/2011 8:32
2580	0.047	0.049	0.051	0.057	0.058	9/12/2011 8:33
2640	0.05	0.052	0.055	0.061	0.063	9/12/2011 8:34
2700	0.063	0.067	0.07	0.08	0.083	9/12/2011 8:35
2760	0.077	0.082	0.087	0.101	0.104	9/12/2011 8:36
2820	0.054	0.057	0.06	0.067	0.069	9/12/2011 8:37
2880	0.056	0.059	0.062	0.068	0.069	9/12/2011 8:38
2940	0.061	0.062	0.063	0.065	0.066	9/12/2011 8:39
3000	0.087	0.088	0.089	0.091	0.091	9/12/2011 8:40
3060	0.083	0.084	0.086	0.09	0.091	9/12/2011 8:41
3120	0.078	0.079	0.081	0.085	0.087	9/12/2011 8:42
3180	0.038	0.039	0.04	0.041	0.041	9/12/2011 8:43
3240	0.05	0.051	0.052	0.054	0.054	9/12/2011 8:44
3300	0.053	0.055	0.056	0.059	0.059	9/12/2011 8:45
3360	0.046	0.047	0.048	0.049	0.049	9/12/2011 8:46
3420	0.059	0.06	0.061	0.064	0.065	9/12/2011 8:47
3480	0.089	0.091	0.095	0.11	0.114	9/12/2011 8:48
3540	0.118	0.121	0.126	0.147	0.152	9/12/2011 8:49
3600	0.172	0.175	0.18	0.195	0.199	9/12/2011 8:50
3660	0.124	0.128	0.132	0.139	0.143	9/12/2011 8:51
3720	0.081	0.085	0.091	0.114	0.123	9/12/2011 8:52
3780	0.05	0.052	0.056	0.067	0.072	9/12/2011 8:53
3840	0.061	0.064	0.068	0.081	0.083	9/12/2011 8:54
3900	0.073	0.076	0.078	0.088	0.091	9/12/2011 8:55
3960	0.069	0.071	0.073	0.079	0.081	9/12/2011 8:56
4020	0.053	0.054	0.056	0.059	0.061	9/12/2011 8:57
4080	0.041	0.042	0.043	0.045	0.045	9/12/2011 8:58
4140	0.038	0.039	0.04	0.042	0.043	9/12/2011 8:59

4200	0.061	0.065	0.069	0.076	0.077	9/12/2011 9:00
4260	0.075	0.081	0.087	0.103	0.107	9/12/2011 9:01
4320	0.06	0.064	0.068	0.08	0.082	9/12/2011 9:02
4380	0.046	0.048	0.05	0.057	0.061	9/12/2011 9:03
4440	0.045	0.047	0.049	0.057	0.061	9/12/2011 9:04
4500	0.04	0.041	0.043	0.047	0.048	9/12/2011 9:05
4560	0.044	0.046	0.049	0.054	0.055	9/12/2011 9:06
4620	0.04	0.042	0.044	0.048	0.049	9/12/2011 9:07
4680	0.063	0.067	0.073	0.089	0.093	9/12/2011 9:08
4740	0.053	0.056	0.06	0.07	0.073	9/12/2011 9:09
4800	0.069	0.073	0.078	0.092	0.097	9/12/2011 9:10
4860	0.071	0.075	0.08	0.095	0.1	9/12/2011 9:11
4920	0.071	0.075	0.081	0.099	0.105	9/12/2011 9:12
4980	0.074	0.078	0.085	0.104	0.11	9/12/2011 9:13
5040	0.07	0.074	0.081	0.097	0.102	9/12/2011 9:14
5100	0.051	0.053	0.056	0.065	0.068	9/12/2011 9:15
5160	0.067	0.071	0.077	0.091	0.096	9/12/2011 9:16
5220	0.08	0.084	0.09	0.106	0.112	9/12/2011 9:17
5280	0.075	0.079	0.085	0.098	0.1	9/12/2011 9:18
5340	0.075	0.08	0.085	0.098	0.103	9/12/2011 9:19
5400	0.065	0.069	0.073	0.082	0.084	9/12/2011 9:20
5460	0.048	0.05	0.053	0.058	0.06	9/12/2011 9:21
5520	0.049	0.051	0.053	0.058	0.06	9/12/2011 9:22
5580	0.043	0.044	0.046	0.049	0.051	9/12/2011 9:23
5640	0.035	0.036	0.037	0.038	0.038	9/12/2011 9:24
5700	0.034	0.035	0.036	0.037	0.037	9/12/2011 9:25
5760	0.038	0.038	0.04	0.043	0.044	9/12/2011 9:26
5820	0.115	0.122	0.137	0.19	0.206	9/12/2011 9:27
5880	0.084	0.089	0.1	0.134	0.144	9/12/2011 9:28
5940	0.101	0.107	0.121	0.171	0.186	9/12/2011 9:29
6000	0.104	0.111	0.126	0.174	0.191	9/12/2011 9:30
6060	0.125	0.133	0.154	0.23	0.256	9/12/2011 9:31
6120	0.132	0.142	0.165	0.252	0.274	9/12/2011 9:32
6180	0.126	0.134	0.155	0.224	0.246	9/12/2011 9:33

6240	0.081	0.085	0.096	0.133	0.143	9/12/2011 9:34
6300	0.067	0.07	0.077	0.098	0.102	9/12/2011 9:35
6360	0.062	0.065	0.069	0.081	0.086	9/12/2011 9:36
6420	0.05	0.051	0.053	0.056	0.057	9/12/2011 9:37
6480	0.06	0.063	0.065	0.07	0.071	9/12/2011 9:38
6540	0.082	0.086	0.092	0.11	0.117	9/12/2011 9:39
6600	0.06	0.064	0.067	0.079	0.084	9/12/2011 9:40
6660	0.039	0.04	0.041	0.043	0.044	9/12/2011 9:41
6720	0.064	0.067	0.075	0.105	0.117	9/12/2011 9:42
6780	0.169	0.183	0.225	0.403	0.453	9/12/2011 9:43
6840	0.065	0.069	0.079	0.116	0.125	9/12/2011 9:44
6900	0.062	0.065	0.073	0.104	0.109	9/12/2011 9:45
6960	0.137	0.148	0.176	0.27	0.3	9/12/2011 9:46
7020	0.135	0.146	0.171	0.251	0.279	9/12/2011 9:47
7080	0.068	0.073	0.081	0.107	0.115	9/12/2011 9:48
7140	0.047	0.049	0.052	0.061	0.063	9/12/2011 9:49
7200	0.039	0.04	0.042	0.045	0.045	9/12/2011 9:50
7260	0.036	0.037	0.037	0.039	0.039	9/12/2011 9:51
7320	0.036	0.037	0.038	0.039	0.04	9/12/2011 9:52
7380	0.038	0.039	0.04	0.042	0.042	9/12/2011 9:53
7440	0.044	0.045	0.046	0.049	0.049	9/12/2011 9:54
7500	0.059	0.061	0.064	0.071	0.073	9/12/2011 9:55
7560	0.062	0.065	0.069	0.079	0.083	9/12/2011 9:56
7620	0.052	0.053	0.056	0.061	0.062	9/12/2011 9:57
7680	0.079	0.083	0.091	0.112	0.118	9/12/2011 9:58
7740	0.082	0.087	0.094	0.113	0.122	9/12/2011 9:59
7800	0.062	0.065	0.069	0.078	0.082	9/12/2011 10:00
7860	0.077	0.082	0.088	0.107	0.111	9/12/2011 10:01
7920	0.073	0.077	0.084	0.103	0.107	9/12/2011 10:02
7980	0.086	0.091	0.1	0.126	0.135	9/12/2011 10:03
8040	0.079	0.084	0.091	0.112	0.119	9/12/2011 10:04
8100	0.073	0.077	0.081	0.088	0.091	9/12/2011 10:05
8160	0.093	0.097	0.102	0.111	0.113	9/12/2011 10:06
8220	0.084	0.089	0.096	0.114	0.118	9/12/2011 10:07

8280	0.072	0.076	0.083	0.094	0.099	9/12/2011 10:08
8340	0.072	0.075	0.08	0.091	0.093	9/12/2011 10:09
8400	0.067	0.07	0.074	0.084	0.085	9/12/2011 10:10
8460	0.057	0.059	0.063	0.07	0.072	9/12/2011 10:11
8520	0.075	0.079	0.085	0.098	0.101	9/12/2011 10:12
8580	0.078	0.083	0.089	0.1	0.103	9/12/2011 10:13
8640	0.089	0.093	0.099	0.113	0.117	9/12/2011 10:14
8700	0.138	0.142	0.149	0.167	0.171	9/12/2011 10:15
8760	0.105	0.109	0.114	0.126	0.129	9/12/2011 10:16
8820	0.094	0.097	0.102	0.115	0.117	9/12/2011 10:17
8880	0.069	0.072	0.074	0.081	0.084	9/12/2011 10:18
8940	0.056	0.058	0.06	0.063	0.064	9/12/2011 10:19
9000	0.05	0.051	0.053	0.055	0.056	9/12/2011 10:20
9060	0.05	0.051	0.052	0.054	0.055	9/12/2011 10:21
9120	0.051	0.052	0.054	0.056	0.056	9/12/2011 10:22
9180	0.059	0.061	0.064	0.067	0.067	9/12/2011 10:23
9240	0.063	0.066	0.068	0.074	0.076	9/12/2011 10:24
9300	0.053	0.054	0.056	0.059	0.059	9/12/2011 10:25
9360	0.061	0.063	0.066	0.07	0.071	9/12/2011 10:26
9420	0.064	0.067	0.071	0.08	0.081	9/12/2011 10:27
9480	0.069	0.072	0.077	0.087	0.09	9/12/2011 10:28
9540	0.073	0.077	0.081	0.094	0.098	9/12/2011 10:29
9600	0.083	0.088	0.094	0.111	0.114	9/12/2011 10:30
9660	0.07	0.073	0.077	0.089	0.092	9/12/2011 10:31
9720	0.07	0.074	0.078	0.091	0.095	9/12/2011 10:32
9780	0.089	0.093	0.098	0.113	0.117	9/12/2011 10:33
9840	0.087	0.091	0.096	0.104	0.107	9/12/2011 10:34
9900	0.062	0.064	0.067	0.072	0.073	9/12/2011 10:35
9960	0.056	0.058	0.06	0.064	0.065	9/12/2011 10:36
10020	0.067	0.07	0.073	0.085	0.088	9/12/2011 10:37
10080	0.074	0.077	0.082	0.093	0.097	9/12/2011 10:38
10140	0.108	0.115	0.126	0.158	0.165	9/12/2011 10:39
10200	0.098	0.103	0.113	0.139	0.146	9/12/2011 10:40
10260	0.082	0.086	0.092	0.107	0.112	9/12/2011 10:41

10320	0.087	0.091	0.096	0.107	0.108	9/12/2011 10:42
10380	0.131	0.138	0.154	0.217	0.246	9/12/2011 10:43
10440	0.14	0.148	0.168	0.257	0.288	9/12/2011 10:44
10500	0.108	0.114	0.126	0.169	0.181	9/12/2011 10:45
10560	0.096	0.102	0.111	0.142	0.151	9/12/2011 10:46
10620	0.099	0.105	0.114	0.145	0.153	9/12/2011 10:47
10680	0.122	0.126	0.132	0.149	0.154	9/12/2011 10:48
10740	0.123	0.126	0.131	0.144	0.147	9/12/2011 10:49
10800	0.117	0.12	0.124	0.135	0.138	9/12/2011 10:50
10860	0.132	0.136	0.14	0.149	0.151	9/12/2011 10:51
10920	0.124	0.128	0.132	0.142	0.147	9/12/2011 10:52
10980	0.106	0.111	0.117	0.128	0.13	9/12/2011 10:53
11040	0.105	0.108	0.111	0.118	0.121	9/12/2011 10:54
11100	0.109	0.113	0.117	0.126	0.129	9/12/2011 10:55
11160	0.107	0.111	0.116	0.126	0.129	9/12/2011 10:56
11220	0.113	0.117	0.12	0.127	0.13	9/12/2011 10:57
11280	0.117	0.121	0.125	0.133	0.135	9/12/2011 10:58
11340	0.1	0.104	0.107	0.111	0.112	9/12/2011 10:59
11400	0.074	0.077	0.079	0.082	0.082	9/12/2011 11:00
11460	0.081	0.084	0.087	0.093	0.094	9/12/2011 11:01
11520	0.198	0.212	0.251	0.403	0.447	9/12/2011 11:02
11580	0.149	0.158	0.18	0.261	0.281	9/12/2011 11:03
11640	0.093	0.097	0.103	0.116	0.121	9/12/2011 11:04
11700	0.08	0.083	0.088	0.097	0.097	9/12/2011 11:05
11760	0.066	0.069	0.072	0.08	0.082	9/12/2011 11:06
11820	0.09	0.095	0.103	0.13	0.138	9/12/2011 11:07
11880	0.061	0.063	0.067	0.076	0.08	9/12/2011 11:08
11940	0.069	0.072	0.078	0.094	0.1	9/12/2011 11:09
12000	0.07	0.073	0.079	0.097	0.102	9/12/2011 11:10
12060	0.071	0.074	0.079	0.097	0.101	9/12/2011 11:11
12120	0.089	0.093	0.103	0.136	0.147	9/12/2011 11:12
12180	0.093	0.098	0.108	0.141	0.151	9/12/2011 11:13
12240	0.135	0.139	0.147	0.175	0.187	9/12/2011 11:14
12300	0.082	0.084	0.086	0.089	0.09	9/12/2011 11:15

12360	0.074	0.076	0.08	0.089	0.091	9/12/2011 11:16
12420	0.082	0.086	0.093	0.112	0.121	9/12/2011 11:17
12480	0.056	0.057	0.059	0.066	0.067	9/12/2011 11:18
12540	0.049	0.05	0.052	0.054	0.055	9/12/2011 11:19
12600	0.06	0.062	0.065	0.077	0.081	9/12/2011 11:20
12660	0.05	0.051	0.053	0.057	0.059	9/12/2011 11:21
12720	0.048	0.049	0.05	0.053	0.054	9/12/2011 11:22
12780	0.054	0.055	0.057	0.063	0.065	9/12/2011 11:23
12840	0.073	0.076	0.082	0.106	0.116	9/12/2011 11:24
12900	0.104	0.107	0.114	0.144	0.156	9/12/2011 11:25
12960	0.145	0.153	0.172	0.246	0.28	9/12/2011 11:26
13020	0.078	0.081	0.086	0.105	0.115	9/12/2011 11:27
13080	0.095	0.1	0.108	0.132	0.143	9/12/2011 11:28
13140	0.108	0.113	0.122	0.147	0.159	9/12/2011 11:29
13200	0.101	0.106	0.114	0.136	0.143	9/12/2011 11:30
13260	0.093	0.097	0.103	0.12	0.125	9/12/2011 11:31
13320	0.083	0.087	0.092	0.108	0.115	9/12/2011 11:32
13380	0.073	0.077	0.081	0.092	0.095	9/12/2011 11:33
13440	0.094	0.098	0.105	0.126	0.131	9/12/2011 11:34
13500	0.103	0.109	0.115	0.131	0.138	9/12/2011 11:35
13560	0.104	0.109	0.116	0.131	0.135	9/12/2011 11:36
13620	0.08	0.083	0.088	0.099	0.104	9/12/2011 11:37
13680	0.052	0.053	0.054	0.057	0.057	9/12/2011 11:38
13740	0.057	0.058	0.059	0.062	0.063	9/12/2011 11:39
13800	0.091	0.095	0.101	0.116	0.12	9/12/2011 11:40
13860	0.085	0.088	0.093	0.104	0.106	9/12/2011 11:41
13920	0.063	0.065	0.068	0.071	0.073	9/12/2011 11:42
13980	0.082	0.086	0.09	0.102	0.105	9/12/2011 11:43
14040	0.12	0.127	0.14	0.173	0.178	9/12/2011 11:44
14100	0.14	0.149	0.167	0.219	0.231	9/12/2011 11:45
14160	0.1	0.105	0.115	0.141	0.15	9/12/2011 11:46
14220	0.085	0.089	0.095	0.112	0.114	9/12/2011 11:47
14280	0.12	0.126	0.134	0.151	0.154	9/12/2011 11:48
14340	0.091	0.095	0.099	0.108	0.111	9/12/2011 11:49

14400	0.082	0.084	0.087	0.093	0.094 9/12/2011 11:50
14460	0.083	0.086	0.089	0.095	0.096 9/12/2011 11:51
14520	0.087	0.09	0.094	0.101	0.103 9/12/2011 11:52
14580	0.064	0.066	0.068	0.071	0.072 9/12/2011 11:53
14640	0.065	0.067	0.069	0.073	0.074 9/12/2011 11:54
14700	0.096	0.102	0.106	0.113	0.114 9/12/2011 11:55
14760	0.077	0.08	0.083	0.086	0.088 9/12/2011 11:56
14820	0.08	0.082	0.086	0.096	0.1 9/12/2011 11:57
14880	0.114	0.119	0.132	0.184	0.202 9/12/2011 11:58
14940	0.108	0.113	0.124	0.162	0.176 9/12/2011 11:59
15000	0.111	0.116	0.125	0.148	0.155 9/12/2011 12:00
15060	0.188	0.2	0.226	0.322	0.357 9/12/2011 12:01
15120	0.183	0.194	0.22	0.324	0.356 9/12/2011 12:02
15180	0.186	0.198	0.229	0.35	0.39 9/12/2011 12:03
15240	0.136	0.145	0.166	0.248	0.276 9/12/2011 12:04
15300	0.165	0.175	0.202	0.299	0.339 9/12/2011 12:05
15360	0.147	0.156	0.175	0.24	0.26 9/12/2011 12:06
15420	0.151	0.158	0.177	0.239	0.261 9/12/2011 12:07

Instrument Name	DustTrak DRX
Model Number	8533
Serial Number	8533112903
Firmware Version	2.8
Calibration Date	7/18/2011
Test Name	MANUAL_001
Test Start Time	8:13:37
Test Start Date	9/1/2011
Test Length [D:H:M]	0:08:10
Test Interval [M:S]	1:00
PM1 Average [mg/m3]	0.026
PM1 Minimum [mg/m3]	0
PM1 Maximum [mg/m3]	0.366
PM1 TWA [mg/m3]	0.026
PM2.5 Average [mg/m3]	0.027
PM2.5 Minimum [mg/m3]	0
PM2.5 Maximum [mg/m3]	0.366
PM2.5 TWA [mg/m3]	0.027
PM4 Average [mg/m3]	0.029
PM4 Minimum [mg/m3]	0
PM4 Maximum [mg/m3]	0.372
PM4 TWA [mg/m3]	0.029
PM10 Average [mg/m3]	0.034
PM10 Minimum [mg/m3]	0
PM10 Maximum [mg/m3]	0.596
PM10 TWA [mg/m3]	0.034
TOTAL Average [mg/m3]	0.035
TOTAL Minimum [mg/m3]	0
TOTAL Maximum [mg/m3]	0.622
TOTAL TWA [mg/m3]	0.035
Photometric User Cal	1
Size Correction User Cal	1
Flow User Cal	1
Errors	

Number of Samples

490

Elapsed Time [s]	PM1 [mg/m3]	PM2.5 [mg/m3]	PM4 [mg/m3]	PM10 [mg/m3]	TOTAL [mg/m3]	Date/Time	Alarms	Errors
60	0.07	0.07	0.073	0.089	0.103	9/1/2011 8:14		
120	0.052	0.052	0.053	0.056	0.058	9/1/2011 8:15		
180	0.053	0.054	0.056	0.063	0.065	9/1/2011 8:16		
240	0.071	0.074	0.081	0.115	0.128	9/1/2011 8:17		
300	0.047	0.047	0.048	0.05	0.051	9/1/2011 8:18		
360	0.047	0.047	0.048	0.052	0.057	9/1/2011 8:19		
420	0.047	0.047	0.048	0.049	0.049	9/1/2011 8:20		
480	0.054	0.055	0.056	0.059	0.063	9/1/2011 8:21		
540	0.05	0.05	0.051	0.054	0.055	9/1/2011 8:22		
600	0.052	0.052	0.053	0.06	0.065	9/1/2011 8:23		
660	0.049	0.05	0.05	0.052	0.052	9/1/2011 8:24		
720	0.05	0.05	0.05	0.052	0.052	9/1/2011 8:25		
780	0.05	0.05	0.051	0.052	0.052	9/1/2011 8:26		
840	0.055	0.056	0.059	0.069	0.072	9/1/2011 8:27		
900	0.054	0.055	0.057	0.065	0.066	9/1/2011 8:28		
960	0.054	0.055	0.056	0.061	0.063	9/1/2011 8:29		
1020	0.054	0.055	0.057	0.064	0.065	9/1/2011 8:30		
1080	0.051	0.051	0.052	0.054	0.054	9/1/2011 8:31		
1140	0.053	0.054	0.056	0.06	0.062	9/1/2011 8:32		
1200	0.067	0.068	0.069	0.074	0.074	9/1/2011 8:33		
1260	0.052	0.053	0.054	0.058	0.059	9/1/2011 8:34		
1320	0.052	0.053	0.054	0.058	0.059	9/1/2011 8:35		
1380	0.053	0.054	0.056	0.062	0.065	9/1/2011 8:36		
1440	0.052	0.052	0.053	0.057	0.058	9/1/2011 8:37		
1500	0.056	0.056	0.058	0.067	0.068	9/1/2011 8:38		
1560	0.057	0.058	0.061	0.071	0.074	9/1/2011 8:39		
1620	0.063	0.065	0.07	0.089	0.093	9/1/2011 8:40		
1680	0.066	0.068	0.073	0.095	0.099	9/1/2011 8:41		
1740	0.056	0.058	0.06	0.072	0.075	9/1/2011 8:42		
1800	0.051	0.052	0.053	0.055	0.056	9/1/2011 8:43		
1860	0.05	0.05	0.051	0.053	0.054	9/1/2011 8:44		

1920	0.047	0.047	0.048	0.049	0.049	9/1/2011 8:45
1980	0.047	0.048	0.049	0.051	0.052	9/1/2011 8:46
2040	0.048	0.048	0.049	0.051	0.052	9/1/2011 8:47
2100	0.047	0.048	0.048	0.05	0.051	9/1/2011 8:48
2160	0.049	0.049	0.05	0.053	0.054	9/1/2011 8:49
2220	0.057	0.058	0.06	0.067	0.068	9/1/2011 8:50
2280	0.052	0.053	0.054	0.057	0.058	9/1/2011 8:51
2340	0.049	0.049	0.05	0.051	0.053	9/1/2011 8:52
2400	0.049	0.05	0.051	0.053	0.053	9/1/2011 8:53
2460	0.05	0.051	0.052	0.057	0.059	9/1/2011 8:54
2520	0.045	0.046	0.046	0.048	0.048	9/1/2011 8:55
2580	0.045	0.045	0.046	0.047	0.047	9/1/2011 8:56
2640	0.048	0.048	0.049	0.05	0.051	9/1/2011 8:57
2700	0.047	0.048	0.049	0.05	0.05	9/1/2011 8:58
2760	0.052	0.053	0.055	0.062	0.064	9/1/2011 8:59
2820	0.051	0.052	0.054	0.059	0.06	9/1/2011 9:00
2880	0.043	0.043	0.044	0.045	0.045	9/1/2011 9:01
2940	0.05	0.05	0.052	0.056	0.057	9/1/2011 9:02
3000	0.06	0.06	0.062	0.07	0.073	9/1/2011 9:03
3060	0.047	0.049	0.051	0.058	0.061	9/1/2011 9:04
3120	0.042	0.043	0.044	0.046	0.046	9/1/2011 9:05
3180	0.047	0.048	0.05	0.056	0.058	9/1/2011 9:06
3240	0.044	0.045	0.047	0.055	0.057	9/1/2011 9:07
3300	0.041	0.042	0.043	0.046	0.047	9/1/2011 9:08
3360	0.041	0.041	0.042	0.047	0.048	9/1/2011 9:09
3420	0.041	0.041	0.042	0.043	0.043	9/1/2011 9:10
3480	0.04	0.04	0.041	0.043	0.043	9/1/2011 9:11
3540	0.042	0.043	0.043	0.044	0.045	9/1/2011 9:12
3600	0.043	0.043	0.044	0.045	0.045	9/1/2011 9:13
3660	0.043	0.043	0.044	0.045	0.045	9/1/2011 9:14
3720	0.044	0.044	0.046	0.051	0.052	9/1/2011 9:15
3780	0.04	0.041	0.041	0.044	0.045	9/1/2011 9:16
3840	0.041	0.041	0.042	0.043	0.043	9/1/2011 9:17
3900	0.059	0.06	0.063	0.077	0.081	9/1/2011 9:18

3960	0.054	0.055	0.056	0.059	0.06	9/1/2011 9:19
4020	0.035	0.036	0.036	0.038	0.038	9/1/2011 9:20
4080	0.037	0.038	0.04	0.044	0.044	9/1/2011 9:21
4140	0.037	0.037	0.038	0.039	0.039	9/1/2011 9:22
4200	0.039	0.04	0.041	0.044	0.046	9/1/2011 9:23
4260	0.035	0.036	0.036	0.037	0.037	9/1/2011 9:24
4320	0.034	0.034	0.035	0.036	0.036	9/1/2011 9:25
4380	0.043	0.044	0.046	0.05	0.051	9/1/2011 9:26
4440	0.045	0.046	0.048	0.055	0.055	9/1/2011 9:27
4500	0.031	0.032	0.032	0.033	0.034	9/1/2011 9:28
4560	0.033	0.034	0.034	0.035	0.035	9/1/2011 9:29
4620	0.033	0.033	0.033	0.034	0.034	9/1/2011 9:30
4680	0.028	0.028	0.029	0.03	0.03	9/1/2011 9:31
4740	0.03	0.031	0.032	0.035	0.036	9/1/2011 9:32
4800	0.052	0.053	0.053	0.056	0.056	9/1/2011 9:33
4860	0.028	0.028	0.029	0.03	0.03	9/1/2011 9:34
4920	0.067	0.071	0.083	0.131	0.142	9/1/2011 9:35
4980	0.038	0.039	0.041	0.048	0.049	9/1/2011 9:36
5040	0.04	0.042	0.044	0.05	0.053	9/1/2011 9:37
5100	0.033	0.034	0.035	0.038	0.039	9/1/2011 9:38
5160	0.034	0.035	0.036	0.04	0.041	9/1/2011 9:39
5220	0.032	0.033	0.034	0.038	0.038	9/1/2011 9:40
5280	0.03	0.031	0.032	0.035	0.036	9/1/2011 9:41
5340	0.028	0.029	0.029	0.029	0.029	9/1/2011 9:42
5400	0.029	0.029	0.029	0.03	0.03	9/1/2011 9:43
5460	0.027	0.027	0.028	0.028	0.028	9/1/2011 9:44
5520	0.028	0.028	0.029	0.029	0.029	9/1/2011 9:45
5580	0.028	0.029	0.029	0.029	0.029	9/1/2011 9:46
5640	0.03	0.03	0.031	0.031	0.031	9/1/2011 9:47
5700	0.031	0.032	0.032	0.033	0.033	9/1/2011 9:48
5760	0.03	0.031	0.031	0.032	0.032	9/1/2011 9:49
5820	0.027	0.028	0.028	0.028	0.028	9/1/2011 9:50
5880	0.025	0.025	0.026	0.026	0.026	9/1/2011 9:51
5940	0.024	0.024	0.024	0.025	0.025	9/1/2011 9:52

6000	0.022	0.022	0.023	0.023	0.023	9/1/2011 9:53
6060	0.022	0.022	0.022	0.023	0.023	9/1/2011 9:54
6120	0.021	0.021	0.021	0.022	0.022	9/1/2011 9:55
6180	0.021	0.021	0.021	0.022	0.022	9/1/2011 9:56
6240	0.022	0.022	0.023	0.023	0.023	9/1/2011 9:57
6300	0.026	0.027	0.029	0.036	0.039	9/1/2011 9:58
6360	0.02	0.02	0.02	0.02	0.02	9/1/2011 9:59
6420	0.021	0.021	0.021	0.021	0.021	9/1/2011 10:00
6480	0.021	0.021	0.021	0.021	0.021	9/1/2011 10:01
6540	0.022	0.022	0.022	0.023	0.023	9/1/2011 10:02
6600	0.023	0.023	0.023	0.024	0.024	9/1/2011 10:03
6660	0.02	0.021	0.021	0.021	0.021	9/1/2011 10:04
6720	0.02	0.02	0.02	0.02	0.021	9/1/2011 10:05
6780	0.021	0.022	0.022	0.023	0.023	9/1/2011 10:06
6840	0.021	0.021	0.021	0.022	0.022	9/1/2011 10:07
6900	0.022	0.022	0.022	0.023	0.023	9/1/2011 10:08
6960	0.092	0.092	0.093	0.099	0.101	9/1/2011 10:09
7020	0.075	0.076	0.076	0.079	0.08	9/1/2011 10:10
7080	0.02	0.02	0.02	0.022	0.022	9/1/2011 10:11
7140	0.02	0.02	0.02	0.021	0.021	9/1/2011 10:12
7200	0.019	0.019	0.02	0.02	0.02	9/1/2011 10:13
7260	0.019	0.02	0.02	0.02	0.02	9/1/2011 10:14
7320	0.02	0.02	0.02	0.021	0.021	9/1/2011 10:15
7380	0.02	0.02	0.021	0.021	0.022	9/1/2011 10:16
7440	0.023	0.024	0.025	0.027	0.027	9/1/2011 10:17
7500	0.021	0.021	0.022	0.023	0.024	9/1/2011 10:18
7560	0.366	0.366	0.367	0.368	0.369	9/1/2011 10:19
7620	0.352	0.353	0.354	0.36	0.362	9/1/2011 10:20
7680	0.021	0.021	0.022	0.022	0.023	9/1/2011 10:21
7740	0.026	0.027	0.029	0.034	0.035	9/1/2011 10:22
7800	0.025	0.026	0.028	0.033	0.034	9/1/2011 10:23
7860	0.033	0.034	0.034	0.035	0.035	9/1/2011 10:24
7920	0.02	0.02	0.021	0.022	0.022	9/1/2011 10:25
7980	0.027	0.028	0.031	0.04	0.041	9/1/2011 10:26

8040	0.027	0.028	0.031	0.038	0.041	9/1/2011 10:27
8100	0.021	0.022	0.023	0.025	0.026	9/1/2011 10:28
8160	0.022	0.023	0.024	0.028	0.028	9/1/2011 10:29
8220	0.018	0.018	0.019	0.019	0.019	9/1/2011 10:30
8280	0.018	0.018	0.018	0.019	0.019	9/1/2011 10:31
8340	0.018	0.018	0.019	0.019	0.019	9/1/2011 10:32
8400	0.018	0.019	0.019	0.021	0.021	9/1/2011 10:33
8460	0.017	0.018	0.018	0.019	0.019	9/1/2011 10:34
8520	0.016	0.016	0.016	0.017	0.017	9/1/2011 10:35
8580	0.017	0.017	0.017	0.018	0.018	9/1/2011 10:36
8640	0.017	0.017	0.017	0.017	0.017	9/1/2011 10:37
8700	0.018	0.018	0.019	0.021	0.022	9/1/2011 10:38
8760	0.056	0.057	0.057	0.059	0.059	9/1/2011 10:39
8820	0.022	0.023	0.026	0.033	0.033	9/1/2011 10:40
8880	0.025	0.026	0.028	0.035	0.036	9/1/2011 10:41
8940	0.023	0.023	0.023	0.024	0.024	9/1/2011 10:42
9000	0.016	0.016	0.017	0.019	0.019	9/1/2011 10:43
9060	0.013	0.013	0.014	0.014	0.014	9/1/2011 10:44
9120	0.013	0.013	0.013	0.014	0.014	9/1/2011 10:45
9180	0.015	0.016	0.017	0.018	0.019	9/1/2011 10:46
9240	0.018	0.019	0.02	0.024	0.025	9/1/2011 10:47
9300	0.018	0.018	0.02	0.024	0.026	9/1/2011 10:48
9360	0.02	0.021	0.022	0.026	0.03	9/1/2011 10:49
9420	0.019	0.019	0.02	0.023	0.025	9/1/2011 10:50
9480	0.014	0.015	0.015	0.016	0.016	9/1/2011 10:51
9540	0.019	0.02	0.021	0.026	0.027	9/1/2011 10:52
9600	0.016	0.017	0.018	0.019	0.019	9/1/2011 10:53
9660	0.015	0.015	0.016	0.016	0.016	9/1/2011 10:54
9720	0.015	0.015	0.016	0.017	0.017	9/1/2011 10:55
9780	0.019	0.02	0.022	0.028	0.03	9/1/2011 10:56
9840	0.019	0.02	0.021	0.026	0.027	9/1/2011 10:57
9900	0.237	0.237	0.239	0.246	0.249	9/1/2011 10:58
9960	0	0	0	0	0	9/1/2011 10:59
10020	0	0	0	0	0	9/1/2011 11:00

10080	0	0	0	0	0	9/1/2011 11:01
10140	0.01	0.01	0.011	0.017	0.018	9/1/2011 11:02
10200	0.018	0.019	0.02	0.024	0.027	9/1/2011 11:03
10260	0.016	0.017	0.018	0.022	0.023	9/1/2011 11:04
10320	0.014	0.014	0.015	0.016	0.017	9/1/2011 11:05
10380	0.014	0.014	0.015	0.019	0.019	9/1/2011 11:06
10440	0.014	0.014	0.015	0.016	0.017	9/1/2011 11:07
10500	0.013	0.013	0.014	0.014	0.014	9/1/2011 11:08
10560	0.013	0.013	0.013	0.013	0.014	9/1/2011 11:09
10620	0.013	0.013	0.013	0.014	0.014	9/1/2011 11:10
10680	0.012	0.012	0.012	0.012	0.012	9/1/2011 11:11
10740	0.037	0.038	0.04	0.057	0.062	9/1/2011 11:12
10800	0	0	0	0	0	9/1/2011 11:13
10860	0	0	0.001	0.002	0.002	9/1/2011 11:14
10920	0.001	0.001	0.002	0.005	0.006	9/1/2011 11:15
10980	0	0	0	0	0	9/1/2011 11:16
11040	0	0	0	0	0	9/1/2011 11:17
11100	0	0	0	0	0	9/1/2011 11:18
11160	0	0	0	0	0	9/1/2011 11:19
11220	0	0	0	0	0	9/1/2011 11:20
11280	0	0	0	0	0	9/1/2011 11:21
11340	0	0	0	0	0	9/1/2011 11:22
11400	0	0	0	0	0	9/1/2011 11:23
11460	0	0	0	0	0	9/1/2011 11:24
11520	0	0	0	0	0	9/1/2011 11:25
11580	0	0	0	0	0	9/1/2011 11:26
11640	0	0	0	0	0	9/1/2011 11:27
11700	0	0	0	0	0	9/1/2011 11:28
11760	0	0	0	0	0	9/1/2011 11:29
11820	0	0	0	0	0	9/1/2011 11:30
11880	0	0	0	0.001	0.001	9/1/2011 11:31
11940	0	0	0	0.001	0.002	9/1/2011 11:32
12000	0.001	0.001	0.001	0.002	0.003	9/1/2011 11:33
12060	0.011	0.012	0.014	0.017	0.018	9/1/2011 11:34

12120	0	0	0	0.001	0.003	9/1/2011 11:35
12180	0.001	0.001	0.002	0.006	0.008	9/1/2011 11:36
12240	0	0	0	0.001	0.002	9/1/2011 11:37
12300	0.009	0.009	0.01	0.011	0.014	9/1/2011 11:38
12360	0.012	0.012	0.013	0.014	0.015	9/1/2011 11:39
12420	0.01	0.01	0.01	0.011	0.011	9/1/2011 11:40
12480	0.01	0.01	0.011	0.012	0.012	9/1/2011 11:41
12540	0.009	0.009	0.009	0.009	0.009	9/1/2011 11:42
12600	0.009	0.009	0.009	0.009	0.009	9/1/2011 11:43
12660	0.01	0.01	0.01	0.011	0.011	9/1/2011 11:44
12720	0.011	0.011	0.012	0.013	0.013	9/1/2011 11:45
12780	0.018	0.018	0.019	0.021	0.021	9/1/2011 11:46
12840	0.014	0.015	0.016	0.02	0.02	9/1/2011 11:47
12900	0.027	0.029	0.033	0.046	0.047	9/1/2011 11:48
12960	0.027	0.029	0.031	0.038	0.04	9/1/2011 11:49
13020	0.03	0.031	0.033	0.04	0.041	9/1/2011 11:50
13080	0.026	0.028	0.031	0.04	0.041	9/1/2011 11:51
13140	0.034	0.036	0.04	0.051	0.053	9/1/2011 11:52
13200	0.032	0.034	0.04	0.057	0.06	9/1/2011 11:53
13260	0.018	0.019	0.021	0.027	0.028	9/1/2011 11:54
13320	0.012	0.012	0.013	0.015	0.015	9/1/2011 11:55
13380	0.012	0.012	0.013	0.015	0.015	9/1/2011 11:56
13440	0.01	0.011	0.011	0.011	0.011	9/1/2011 11:57
13500	0.016	0.017	0.02	0.027	0.028	9/1/2011 11:58
13560	0.014	0.014	0.014	0.016	0.017	9/1/2011 11:59
13620	0.009	0.009	0.009	0.01	0.01	9/1/2011 12:00
13680	0.009	0.009	0.01	0.01	0.01	9/1/2011 12:01
13740	0.015	0.016	0.017	0.023	0.024	9/1/2011 12:02
13800	0.012	0.012	0.013	0.016	0.016	9/1/2011 12:03
13860	0.01	0.01	0.011	0.012	0.012	9/1/2011 12:04
13920	0.01	0.01	0.01	0.011	0.011	9/1/2011 12:05
13980	0.001	0.001	0.001	0.002	0.002	9/1/2011 12:06
14040	0	0	0	0	0	9/1/2011 12:07
14100	0	0	0	0	0	9/1/2011 12:08

14160	0	0	0	0	0	9/1/2011 12:09
14220	0	0	0	0	0	9/1/2011 12:10
14280	0	0	0.001	0.006	0.006	9/1/2011 12:11
14340	0	0	0	0	0.001	9/1/2011 12:12
14400	0	0	0	0	0	9/1/2011 12:13
14460	0	0	0	0	0	9/1/2011 12:14
14520	0	0	0	0.001	0.001	9/1/2011 12:15
14580	0	0	0	0	0	9/1/2011 12:16
14640	0	0	0	0	0.001	9/1/2011 12:17
14700	0	0	0	0	0.001	9/1/2011 12:18
14760	0.002	0.002	0.003	0.003	0.004	9/1/2011 12:19
14820	0.092	0.105	0.147	0.248	0.264	9/1/2011 12:20
14880	0	0	0	0	0	9/1/2011 12:21
14940	0	0	0	0	0	9/1/2011 12:22
15000	0	0	0	0	0	9/1/2011 12:23
15060	0	0	0.001	0.005	0.006	9/1/2011 12:24
15120	0	0	0	0	0	9/1/2011 12:25
15180	0	0	0	0.001	0.001	9/1/2011 12:26
15240	0.001	0.002	0.003	0.008	0.009	9/1/2011 12:27
15300	0.011	0.011	0.011	0.012	0.012	9/1/2011 12:28
15360	0	0	0	0	0	9/1/2011 12:29
15420	0	0	0	0	0	9/1/2011 12:30
15480	0	0	0	0	0	9/1/2011 12:31
15540	0	0	0	0	0	9/1/2011 12:32
15600	0	0	0	0	0	9/1/2011 12:33
15660	0	0	0	0	0	9/1/2011 12:34
15720	0	0	0	0	0	9/1/2011 12:35
15780	0	0	0	0	0	9/1/2011 12:36
15840	0	0	0	0	0	9/1/2011 12:37
15900	0	0	0	0	0	9/1/2011 12:38
15960	0	0	0	0	0	9/1/2011 12:39
16020	0	0	0	0	0	9/1/2011 12:40
16080	0	0	0	0	0	9/1/2011 12:41
16140	0.009	0.009	0.009	0.012	0.017	9/1/2011 12:42

16200	0.039	0.039	0.041	0.061	0.083	9/1/2011 12:43
16260	0.01	0.01	0.011	0.011	0.012	9/1/2011 12:44
16320	0.014	0.014	0.015	0.017	0.019	9/1/2011 12:45
16380	0.019	0.02	0.022	0.026	0.026	9/1/2011 12:46
16440	0.054	0.059	0.071	0.096	0.102	9/1/2011 12:47
16500	0.034	0.036	0.04	0.054	0.059	9/1/2011 12:48
16560	0.012	0.012	0.012	0.013	0.013	9/1/2011 12:49
16620	0.009	0.01	0.01	0.011	0.011	9/1/2011 12:50
16680	0.042	0.045	0.05	0.06	0.062	9/1/2011 12:51
16740	0.025	0.026	0.027	0.029	0.03	9/1/2011 12:52
16800	0.013	0.014	0.015	0.02	0.021	9/1/2011 12:53
16860	0.013	0.013	0.014	0.016	0.016	9/1/2011 12:54
16920	0.014	0.014	0.014	0.016	0.016	9/1/2011 12:55
16980	0.027	0.027	0.027	0.029	0.029	9/1/2011 12:56
17040	0.017	0.018	0.018	0.02	0.021	9/1/2011 12:57
17100	0.012	0.012	0.012	0.013	0.014	9/1/2011 12:58
17160	0.017	0.018	0.021	0.026	0.027	9/1/2011 12:59
17220	0.013	0.014	0.015	0.017	0.017	9/1/2011 13:00
17280	0.042	0.046	0.056	0.076	0.08	9/1/2011 13:01
17340	0.016	0.016	0.019	0.025	0.026	9/1/2011 13:02
17400	0.011	0.011	0.013	0.015	0.017	9/1/2011 13:03
17460	0.011	0.012	0.013	0.016	0.016	9/1/2011 13:04
17520	0.008	0.008	0.009	0.01	0.01	9/1/2011 13:05
17580	0.008	0.008	0.008	0.009	0.009	9/1/2011 13:06
17640	0.012	0.012	0.014	0.017	0.017	9/1/2011 13:07
17700	0.009	0.009	0.01	0.011	0.012	9/1/2011 13:08
17760	0.012	0.013	0.015	0.019	0.019	9/1/2011 13:09
17820	0.022	0.024	0.028	0.036	0.038	9/1/2011 13:10
17880	0.05	0.055	0.067	0.091	0.095	9/1/2011 13:11
17940	0.031	0.033	0.038	0.05	0.051	9/1/2011 13:12
18000	0.011	0.011	0.012	0.014	0.015	9/1/2011 13:13
18060	0.011	0.011	0.012	0.014	0.014	9/1/2011 13:14
18120	0.015	0.016	0.018	0.023	0.024	9/1/2011 13:15
18180	0.011	0.012	0.013	0.016	0.016	9/1/2011 13:16

18240	0.009	0.009	0.009	0.01	0.01	9/1/2011 13:17
18300	0.009	0.009	0.009	0.01	0.01	9/1/2011 13:18
18360	0.011	0.012	0.012	0.016	0.017	9/1/2011 13:19
18420	0.009	0.01	0.01	0.011	0.012	9/1/2011 13:20
18480	0.013	0.013	0.015	0.018	0.019	9/1/2011 13:21
18540	0.01	0.01	0.011	0.012	0.012	9/1/2011 13:22
18600	0.011	0.011	0.012	0.013	0.013	9/1/2011 13:23
18660	0.025	0.028	0.033	0.046	0.049	9/1/2011 13:24
18720	0.016	0.017	0.02	0.024	0.026	9/1/2011 13:25
18780	0.011	0.012	0.013	0.016	0.016	9/1/2011 13:26
18840	0.008	0.009	0.009	0.009	0.009	9/1/2011 13:27
18900	0.014	0.015	0.017	0.02	0.022	9/1/2011 13:28
18960	0.011	0.011	0.012	0.013	0.013	9/1/2011 13:29
19020	0.016	0.016	0.019	0.026	0.029	9/1/2011 13:30
19080	0.011	0.012	0.013	0.017	0.017	9/1/2011 13:31
19140	0.011	0.011	0.012	0.015	0.018	9/1/2011 13:32
19200	0.029	0.032	0.039	0.056	0.062	9/1/2011 13:33
19260	0.012	0.013	0.014	0.016	0.018	9/1/2011 13:34
19320	0.009	0.009	0.009	0.01	0.01	9/1/2011 13:35
19380	0.008	0.008	0.008	0.009	0.009	9/1/2011 13:36
19440	0.009	0.009	0.009	0.011	0.011	9/1/2011 13:37
19500	0.009	0.009	0.01	0.01	0.011	9/1/2011 13:38
19560	0.009	0.009	0.01	0.01	0.011	9/1/2011 13:39
19620	0.009	0.009	0.009	0.01	0.01	9/1/2011 13:40
19680	0.012	0.012	0.013	0.014	0.015	9/1/2011 13:41
19740	0.012	0.012	0.013	0.014	0.016	9/1/2011 13:42
19800	0.015	0.015	0.017	0.02	0.021	9/1/2011 13:43
19860	0.02	0.021	0.023	0.028	0.031	9/1/2011 13:44
19920	0.012	0.012	0.012	0.014	0.014	9/1/2011 13:45
19980	0.01	0.01	0.01	0.011	0.011	9/1/2011 13:46
20040	0.01	0.01	0.011	0.011	0.011	9/1/2011 13:47
20100	0.01	0.01	0.01	0.011	0.011	9/1/2011 13:48
20160	0.01	0.01	0.011	0.012	0.012	9/1/2011 13:49
20220	0.011	0.011	0.012	0.014	0.014	9/1/2011 13:50

20280	0.017	0.017	0.018	0.02	0.022	9/1/2011 13:51
20340	0.022	0.022	0.022	0.023	0.024	9/1/2011 13:52
20400	0.01	0.01	0.01	0.011	0.011	9/1/2011 13:53
20460	0.012	0.012	0.013	0.015	0.016	9/1/2011 13:54
20520	0.01	0.01	0.011	0.012	0.013	9/1/2011 13:55
20580	0.009	0.009	0.01	0.01	0.01	9/1/2011 13:56
20640	0.009	0.009	0.009	0.01	0.01	9/1/2011 13:57
20700	0.009	0.009	0.009	0.009	0.009	9/1/2011 13:58
20760	0.01	0.01	0.01	0.01	0.01	9/1/2011 13:59
20820	0.011	0.012	0.012	0.014	0.014	9/1/2011 14:00
20880	0.019	0.019	0.019	0.021	0.022	9/1/2011 14:01
20940	0.009	0.009	0.009	0.011	0.014	9/1/2011 14:02
21000	0	0	0	0	0	9/1/2011 14:03
21060	0	0	0	0	0	9/1/2011 14:04
21120	0	0	0	0	0	9/1/2011 14:05
21180	0	0	0	0	0	9/1/2011 14:06
21240	0	0	0	0.001	0.001	9/1/2011 14:07
21300	0	0	0	0	0	9/1/2011 14:08
21360	0	0	0	0	0	9/1/2011 14:09
21420	0	0	0	0	0	9/1/2011 14:10
21480	0	0	0	0	0	9/1/2011 14:11
21540	0	0	0	0	0	9/1/2011 14:12
21600	0	0	0	0	0.001	9/1/2011 14:13
21660	0	0	0	0.001	0.001	9/1/2011 14:14
21720	0	0	0	0.002	0.002	9/1/2011 14:15
21780	0	0	0	0	0.001	9/1/2011 14:16
21840	0.042	0.042	0.044	0.049	0.052	9/1/2011 14:17
21900	0.033	0.034	0.037	0.047	0.048	9/1/2011 14:18
21960	0.012	0.012	0.013	0.015	0.016	9/1/2011 14:19
22020	0.014	0.015	0.016	0.02	0.021	9/1/2011 14:20
22080	0.011	0.012	0.012	0.014	0.014	9/1/2011 14:21
22140	0.013	0.014	0.015	0.02	0.022	9/1/2011 14:22
22200	0.041	0.042	0.043	0.049	0.049	9/1/2011 14:23
22260	0.035	0.035	0.036	0.037	0.038	9/1/2011 14:24

22320	0.029	0.03	0.03	0.032	0.033	9/1/2011 14:25
22380	0.017	0.017	0.018	0.021	0.021	9/1/2011 14:26
22440	0.016	0.016	0.017	0.019	0.02	9/1/2011 14:27
22500	0.034	0.034	0.035	0.037	0.037	9/1/2011 14:28
22560	0.032	0.033	0.033	0.035	0.035	9/1/2011 14:29
22620	0.019	0.02	0.02	0.022	0.022	9/1/2011 14:30
22680	0.013	0.014	0.014	0.015	0.016	9/1/2011 14:31
22740	0.021	0.021	0.022	0.023	0.023	9/1/2011 14:32
22800	0.021	0.021	0.022	0.023	0.023	9/1/2011 14:33
22860	0.033	0.033	0.035	0.039	0.039	9/1/2011 14:34
22920	0.017	0.017	0.018	0.022	0.022	9/1/2011 14:35
22980	0.041	0.041	0.042	0.045	0.045	9/1/2011 14:36
23040	0.018	0.018	0.018	0.021	0.021	9/1/2011 14:37
23100	0.026	0.026	0.026	0.028	0.028	9/1/2011 14:38
23160	0.032	0.032	0.033	0.034	0.034	9/1/2011 14:39
23220	0.026	0.026	0.027	0.029	0.029	9/1/2011 14:40
23280	0.026	0.026	0.027	0.03	0.031	9/1/2011 14:41
23340	0.014	0.014	0.015	0.016	0.016	9/1/2011 14:42
23400	0.03	0.031	0.031	0.033	0.033	9/1/2011 14:43
23460	0.015	0.015	0.017	0.021	0.021	9/1/2011 14:44
23520	0.046	0.047	0.048	0.053	0.053	9/1/2011 14:45
23580	0.044	0.045	0.046	0.048	0.048	9/1/2011 14:46
23640	0.015	0.015	0.016	0.017	0.017	9/1/2011 14:47
23700	0.034	0.034	0.034	0.036	0.036	9/1/2011 14:48
23760	0.02	0.02	0.02	0.022	0.023	9/1/2011 14:49
23820	0.013	0.014	0.015	0.02	0.021	9/1/2011 14:50
23880	0.017	0.018	0.018	0.021	0.021	9/1/2011 14:51
23940	0.027	0.028	0.028	0.03	0.03	9/1/2011 14:52
24000	0.022	0.022	0.024	0.029	0.029	9/1/2011 14:53
24060	0.014	0.015	0.015	0.017	0.017	9/1/2011 14:54
24120	0.024	0.024	0.024	0.025	0.025	9/1/2011 14:55
24180	0.02	0.02	0.021	0.022	0.022	9/1/2011 14:56
24240	0.02	0.02	0.021	0.026	0.026	9/1/2011 14:57
24300	0.018	0.019	0.02	0.025	0.025	9/1/2011 14:58

24360	0.028	0.028	0.029	0.034	0.034	9/1/2011 14:59
24420	0.025	0.025	0.026	0.028	0.028	9/1/2011 15:00
24480	0.026	0.027	0.027	0.029	0.029	9/1/2011 15:01
24540	0.029	0.031	0.038	0.058	0.058	9/1/2011 15:02
24600	0.02	0.02	0.022	0.03	0.031	9/1/2011 15:03
24660	0.017	0.017	0.019	0.026	0.027	9/1/2011 15:04
24720	0.013	0.013	0.014	0.017	0.018	9/1/2011 15:05
24780	0.015	0.016	0.017	0.024	0.024	9/1/2011 15:06
24840	0.033	0.033	0.034	0.036	0.036	9/1/2011 15:07
24900	0.03	0.03	0.031	0.032	0.032	9/1/2011 15:08
24960	0.025	0.025	0.026	0.029	0.03	9/1/2011 15:09
25020	0.03	0.03	0.031	0.032	0.032	9/1/2011 15:10
25080	0.073	0.073	0.074	0.076	0.076	9/1/2011 15:11
25140	0.086	0.091	0.104	0.163	0.17	9/1/2011 15:12
25200	0.025	0.026	0.031	0.049	0.052	9/1/2011 15:13
25260	0.016	0.017	0.018	0.023	0.024	9/1/2011 15:14
25320	0.014	0.015	0.015	0.017	0.017	9/1/2011 15:15
25380	0.065	0.069	0.081	0.121	0.125	9/1/2011 15:16
25440	0.028	0.03	0.035	0.053	0.056	9/1/2011 15:17
25500	0.022	0.023	0.025	0.033	0.034	9/1/2011 15:18
25560	0.03	0.03	0.031	0.035	0.035	9/1/2011 15:19
25620	0.018	0.019	0.02	0.023	0.023	9/1/2011 15:20
25680	0.031	0.032	0.032	0.034	0.034	9/1/2011 15:21
25740	0.02	0.021	0.023	0.031	0.032	9/1/2011 15:22
25800	0.017	0.018	0.018	0.019	0.019	9/1/2011 15:23
25860	0.036	0.036	0.037	0.039	0.04	9/1/2011 15:24
25920	0.086	0.093	0.114	0.185	0.194	9/1/2011 15:25
25980	0.041	0.044	0.052	0.08	0.081	9/1/2011 15:26
26040	0.031	0.032	0.033	0.039	0.039	9/1/2011 15:27
26100	0.02	0.02	0.021	0.023	0.023	9/1/2011 15:28
26160	0.023	0.023	0.025	0.033	0.033	9/1/2011 15:29
26220	0.034	0.034	0.034	0.036	0.036	9/1/2011 15:30
26280	0.02	0.02	0.022	0.026	0.026	9/1/2011 15:31
26340	0.02	0.02	0.021	0.022	0.022	9/1/2011 15:32

26400	0.015	0.016	0.016	0.018	0.018	9/1/2011 15:33
26460	0.031	0.032	0.032	0.034	0.034	9/1/2011 15:34
26520	0.039	0.039	0.04	0.042	0.042	9/1/2011 15:35
26580	0.032	0.032	0.033	0.036	0.037	9/1/2011 15:36
26640	0.026	0.027	0.027	0.03	0.03	9/1/2011 15:37
26700	0.025	0.025	0.025	0.027	0.027	9/1/2011 15:38
26760	0.032	0.032	0.033	0.036	0.037	9/1/2011 15:39
26820	0.023	0.023	0.025	0.029	0.029	9/1/2011 15:40
26880	0.04	0.04	0.041	0.045	0.047	9/1/2011 15:41
26940	0.104	0.112	0.135	0.221	0.232	9/1/2011 15:42
27000	0.043	0.043	0.044	0.047	0.048	9/1/2011 15:43
27060	0.018	0.018	0.019	0.022	0.022	9/1/2011 15:44
27120	0.264	0.288	0.372	0.596	0.622	9/1/2011 15:45
27180	0.022	0.023	0.025	0.034	0.034	9/1/2011 15:46
27240	0.024	0.026	0.029	0.04	0.04	9/1/2011 15:47
27300	0.018	0.018	0.019	0.021	0.021	9/1/2011 15:48
27360	0.021	0.022	0.023	0.029	0.029	9/1/2011 15:49
27420	0.025	0.026	0.028	0.034	0.035	9/1/2011 15:50
27480	0.046	0.048	0.051	0.063	0.063	9/1/2011 15:51
27540	0.026	0.027	0.029	0.035	0.036	9/1/2011 15:52
27600	0.032	0.033	0.035	0.042	0.043	9/1/2011 15:53
27660	0.034	0.034	0.036	0.04	0.041	9/1/2011 15:54
27720	0.072	0.078	0.094	0.151	0.156	9/1/2011 15:55
27780	0.029	0.03	0.034	0.047	0.049	9/1/2011 15:56
27840	0.058	0.063	0.076	0.115	0.12	9/1/2011 15:57
27900	0.057	0.061	0.07	0.102	0.104	9/1/2011 15:58
27960	0.024	0.025	0.027	0.033	0.036	9/1/2011 15:59
28020	0.056	0.061	0.077	0.126	0.13	9/1/2011 16:00
28080	0.022	0.022	0.024	0.03	0.031	9/1/2011 16:01
28140	0.069	0.075	0.092	0.132	0.136	9/1/2011 16:02
28200	0.058	0.059	0.065	0.09	0.1	9/1/2011 16:03
28260	0.032	0.034	0.04	0.06	0.063	9/1/2011 16:04
28320	0.03	0.031	0.033	0.041	0.042	9/1/2011 16:05
28380	0.069	0.075	0.092	0.149	0.155	9/1/2011 16:06

28440	0.03	0.032	0.036	0.05	0.052	9/1/2011 16:07
28500	0.023	0.024	0.027	0.036	0.037	9/1/2011 16:08
28560	0.027	0.028	0.031	0.045	0.046	9/1/2011 16:09
28620	0.025	0.026	0.03	0.04	0.041	9/1/2011 16:10
28680	0.021	0.022	0.023	0.028	0.029	9/1/2011 16:11
28740	0.038	0.041	0.046	0.064	0.066	9/1/2011 16:12
28800	0.102	0.113	0.144	0.248	0.258	9/1/2011 16:13
28860	0.022	0.022	0.025	0.033	0.034	9/1/2011 16:14
28920	0.016	0.016	0.017	0.018	0.019	9/1/2011 16:15
28980	0.017	0.017	0.018	0.02	0.02	9/1/2011 16:16
29040	0.022	0.022	0.024	0.032	0.032	9/1/2011 16:17
29100	0.018	0.018	0.019	0.022	0.022	9/1/2011 16:18
29160	0.018	0.018	0.019	0.024	0.024	9/1/2011 16:19
29220	0.018	0.019	0.02	0.025	0.025	9/1/2011 16:20
29280	0.02	0.02	0.022	0.028	0.03	9/1/2011 16:21
29340	0.021	0.022	0.024	0.031	0.032	9/1/2011 16:22
29400	0.018	0.018	0.019	0.023	0.024	9/1/2011 16:23

Instrument Name	DustTrak DRX
Model Number	8533
Serial Number	8533112903
Firmware Version	2.8
Calibration Date	7/18/2011
Test Name	MANUAL_002
Test Start Time	7:31:42 AM
Test Start Date	9/2/2011
Test Length [D:H:M]	0:07:47
Test Interval [M:S]	1:00
PM1 Average [mg/m3]	0.023
PM1 Minimum [mg/m3]	0.006
PM1 Maximum [mg/m3]	0.387
PM1 TWA [mg/m3]	0.022
PM2.5 Average [mg/m3]	0.023
PM2.5 Minimum [mg/m3]	0.006
PM2.5 Maximum [mg/m3]	0.418
PM2.5 TWA [mg/m3]	0.023
PM4 Average [mg/m3]	0.024
PM4 Minimum [mg/m3]	0.008
PM4 Maximum [mg/m3]	0.524
PM4 TWA [mg/m3]	0.024
PM10 Average [mg/m3]	0.03
PM10 Minimum [mg/m3]	0.013
PM10 Maximum [mg/m3]	1.04
PM10 TWA [mg/m3]	0.029
TOTAL Average [mg/m3]	0.031
TOTAL Minimum [mg/m3]	0.013
TOTAL Maximum [mg/m3]	1.12
TOTAL TWA [mg/m3]	0.03
Photometric User Cal	1
Size Correction User Cal	1
Flow User Cal	1
Errors	

Number of Samples

467

Elapsed Time [s]	PM1 [mg/m3]	PM2.5 [mg/m3]	PM4 [mg/m3]	PM10 [mg/m3]	TOTAL [mg/m3]	Date/Time	Alarms	Errors
60	0.013	0.013	0.013	0.016	0.016	9/2/2011 7:32		
120	0.033	0.034	0.036	0.044	0.053	9/2/2011 7:33		
180	0.06	0.061	0.064	0.073	0.078	9/2/2011 7:34		
240	0.08	0.08	0.082	0.095	0.102	9/2/2011 7:35		
300	0.014	0.015	0.015	0.017	0.017	9/2/2011 7:36		
360	0.014	0.014	0.015	0.015	0.015	9/2/2011 7:37		
420	0.014	0.014	0.014	0.015	0.015	9/2/2011 7:38		
480	0.014	0.014	0.014	0.015	0.015	9/2/2011 7:39		
540	0.014	0.014	0.015	0.015	0.016	9/2/2011 7:40		
600	0.017	0.018	0.019	0.024	0.025	9/2/2011 7:41		
660	0.016	0.016	0.017	0.019	0.02	9/2/2011 7:42		
720	0.014	0.014	0.014	0.014	0.014	9/2/2011 7:43		
780	0.014	0.014	0.014	0.015	0.015	9/2/2011 7:44		
840	0.016	0.016	0.017	0.017	0.017	9/2/2011 7:45		
900	0.015	0.015	0.015	0.016	0.016	9/2/2011 7:46		
960	0.024	0.026	0.027	0.029	0.03	9/2/2011 7:47		
1020	0.017	0.018	0.018	0.019	0.019	9/2/2011 7:48		
1080	0.025	0.026	0.027	0.029	0.029	9/2/2011 7:49		
1140	0.013	0.013	0.014	0.014	0.014	9/2/2011 7:50		
1200	0.013	0.013	0.014	0.014	0.015	9/2/2011 7:51		
1260	0.012	0.012	0.013	0.013	0.013	9/2/2011 7:52		
1320	0.013	0.013	0.013	0.014	0.014	9/2/2011 7:53		
1380	0.014	0.014	0.014	0.015	0.015	9/2/2011 7:54		
1440	0.017	0.018	0.018	0.023	0.026	9/2/2011 7:55		
1500	0.013	0.013	0.014	0.014	0.015	9/2/2011 7:56		
1560	0.013	0.014	0.014	0.014	0.014	9/2/2011 7:57		
1620	0.013	0.013	0.013	0.014	0.014	9/2/2011 7:58		
1680	0.013	0.013	0.013	0.013	0.013	9/2/2011 7:59		
1740	0.014	0.014	0.015	0.016	0.016	9/2/2011 8:00		
1800	0.018	0.018	0.019	0.019	0.019	9/2/2011 8:01		
1860	0.017	0.018	0.018	0.018	0.018	9/2/2011 8:02		

1920	0.014	0.014	0.015	0.015	0.015	9/2/2011 8:03
1980	0.015	0.015	0.015	0.015	0.015	9/2/2011 8:04
2040	0.017	0.018	0.019	0.021	0.021	9/2/2011 8:05
2100	0.014	0.014	0.014	0.014	0.014	9/2/2011 8:06
2160	0.013	0.014	0.014	0.014	0.014	9/2/2011 8:07
2220	0.014	0.014	0.014	0.014	0.014	9/2/2011 8:08
2280	0.013	0.013	0.014	0.014	0.014	9/2/2011 8:09
2340	0.014	0.014	0.014	0.014	0.014	9/2/2011 8:10
2400	0.014	0.014	0.014	0.015	0.015	9/2/2011 8:11
2460	0.015	0.016	0.016	0.016	0.016	9/2/2011 8:12
2520	0.013	0.014	0.014	0.014	0.014	9/2/2011 8:13
2580	0.013	0.014	0.014	0.014	0.014	9/2/2011 8:14
2640	0.015	0.015	0.015	0.017	0.018	9/2/2011 8:15
2700	0.014	0.014	0.015	0.016	0.016	9/2/2011 8:16
2760	0.014	0.015	0.015	0.017	0.017	9/2/2011 8:17
2820	0.014	0.015	0.015	0.018	0.018	9/2/2011 8:18
2880	0.014	0.014	0.015	0.016	0.017	9/2/2011 8:19
2940	0.013	0.014	0.014	0.015	0.015	9/2/2011 8:20
3000	0.023	0.023	0.025	0.034	0.037	9/2/2011 8:21
3060	0.014	0.014	0.014	0.015	0.015	9/2/2011 8:22
3120	0.017	0.018	0.019	0.021	0.021	9/2/2011 8:23
3180	0.015	0.015	0.016	0.019	0.019	9/2/2011 8:24
3240	0.015	0.015	0.016	0.018	0.018	9/2/2011 8:25
3300	0.014	0.014	0.015	0.016	0.016	9/2/2011 8:26
3360	0.013	0.013	0.013	0.013	0.013	9/2/2011 8:27
3420	0.015	0.015	0.016	0.018	0.018	9/2/2011 8:28
3480	0.019	0.02	0.021	0.028	0.029	9/2/2011 8:29
3540	0.013	0.013	0.014	0.015	0.015	9/2/2011 8:30
3600	0.013	0.013	0.013	0.014	0.014	9/2/2011 8:31
3660	0.012	0.012	0.013	0.013	0.013	9/2/2011 8:32
3720	0.013	0.013	0.013	0.013	0.014	9/2/2011 8:33
3780	0.014	0.014	0.014	0.015	0.015	9/2/2011 8:34
3840	0.016	0.016	0.017	0.02	0.021	9/2/2011 8:35
3900	0.014	0.014	0.015	0.016	0.016	9/2/2011 8:36

3960	0.014	0.014	0.015	0.016	0.017	9/2/2011 8:37
4020	0.018	0.019	0.02	0.026	0.026	9/2/2011 8:38
4080	0.015	0.015	0.016	0.019	0.019	9/2/2011 8:39
4140	0.013	0.013	0.014	0.014	0.014	9/2/2011 8:40
4200	0.013	0.013	0.013	0.014	0.015	9/2/2011 8:41
4260	0.013	0.013	0.013	0.014	0.014	9/2/2011 8:42
4320	0.012	0.012	0.013	0.013	0.013	9/2/2011 8:43
4380	0.013	0.013	0.013	0.014	0.014	9/2/2011 8:44
4440	0.014	0.014	0.014	0.015	0.015	9/2/2011 8:45
4500	0.013	0.013	0.014	0.014	0.015	9/2/2011 8:46
4560	0.013	0.013	0.013	0.014	0.015	9/2/2011 8:47
4620	0.014	0.014	0.015	0.017	0.018	9/2/2011 8:48
4680	0.041	0.041	0.042	0.048	0.05	9/2/2011 8:49
4740	0.015	0.015	0.015	0.017	0.017	9/2/2011 8:50
4800	0.014	0.014	0.014	0.015	0.015	9/2/2011 8:51
4860	0.031	0.032	0.035	0.046	0.048	9/2/2011 8:52
4920	0.019	0.02	0.023	0.031	0.032	9/2/2011 8:53
4980	0.013	0.013	0.014	0.015	0.016	9/2/2011 8:54
5040	0.013	0.013	0.013	0.015	0.015	9/2/2011 8:55
5100	0.013	0.013	0.013	0.015	0.015	9/2/2011 8:56
5160	0.013	0.013	0.014	0.015	0.015	9/2/2011 8:57
5220	0.013	0.013	0.014	0.014	0.015	9/2/2011 8:58
5280	0.073	0.08	0.099	0.168	0.176	9/2/2011 8:59
5340	0.021	0.021	0.024	0.033	0.036	9/2/2011 9:00
5400	0.015	0.015	0.016	0.019	0.019	9/2/2011 9:01
5460	0.052	0.053	0.056	0.069	0.075	9/2/2011 9:02
5520	0.046	0.048	0.057	0.105	0.115	9/2/2011 9:03
5580	0.387	0.418	0.524	1.04	1.12	9/2/2011 9:04
5640	0.079	0.085	0.105	0.201	0.217	9/2/2011 9:05
5700	0.204	0.228	0.292	0.489	0.51	9/2/2011 9:06
5760	0.032	0.034	0.041	0.07	0.077	9/2/2011 9:07
5820	0.015	0.016	0.017	0.02	0.021	9/2/2011 9:08
5880	0.022	0.022	0.026	0.039	0.04	9/2/2011 9:09
5940	0.017	0.018	0.02	0.026	0.026	9/2/2011 9:10

6000	0.014	0.014	0.015	0.016	0.016	9/2/2011 9:11
6060	0.016	0.016	0.017	0.021	0.021	9/2/2011 9:12
6120	0.013	0.014	0.014	0.016	0.016	9/2/2011 9:13
6180	0.026	0.027	0.031	0.052	0.057	9/2/2011 9:14
6240	0.012	0.013	0.013	0.015	0.015	9/2/2011 9:15
6300	0.014	0.015	0.016	0.021	0.022	9/2/2011 9:16
6360	0.012	0.013	0.013	0.014	0.014	9/2/2011 9:17
6420	0.012	0.012	0.013	0.013	0.013	9/2/2011 9:18
6480	0.012	0.013	0.013	0.015	0.015	9/2/2011 9:19
6540	0.012	0.012	0.012	0.013	0.013	9/2/2011 9:20
6600	0.012	0.012	0.012	0.013	0.013	9/2/2011 9:21
6660	0.013	0.013	0.013	0.015	0.016	9/2/2011 9:22
6720	0.014	0.014	0.015	0.017	0.018	9/2/2011 9:23
6780	0.021	0.022	0.023	0.027	0.028	9/2/2011 9:24
6840	0.046	0.047	0.049	0.063	0.067	9/2/2011 9:25
6900	0.058	0.059	0.061	0.076	0.08	9/2/2011 9:26
6960	0.073	0.073	0.074	0.079	0.08	9/2/2011 9:27
7020	0.043	0.043	0.044	0.045	0.046	9/2/2011 9:28
7080	0.048	0.049	0.049	0.052	0.052	9/2/2011 9:29
7140	0.054	0.054	0.055	0.061	0.063	9/2/2011 9:30
7200	0.043	0.043	0.044	0.045	0.045	9/2/2011 9:31
7260	0.012	0.013	0.013	0.015	0.015	9/2/2011 9:32
7320	0.013	0.013	0.013	0.016	0.017	9/2/2011 9:33
7380	0.024	0.025	0.026	0.034	0.036	9/2/2011 9:34
7440	0.019	0.02	0.022	0.031	0.032	9/2/2011 9:35
7500	0.019	0.02	0.02	0.025	0.027	9/2/2011 9:36
7560	0.015	0.015	0.016	0.02	0.021	9/2/2011 9:37
7620	0.023	0.024	0.027	0.038	0.04	9/2/2011 9:38
7680	0.019	0.02	0.022	0.028	0.028	9/2/2011 9:39
7740	0.02	0.021	0.023	0.031	0.032	9/2/2011 9:40
7800	0.02	0.021	0.023	0.033	0.034	9/2/2011 9:41
7860	0.03	0.03	0.032	0.039	0.04	9/2/2011 9:42
7920	0.037	0.037	0.038	0.042	0.042	9/2/2011 9:43
7980	0.021	0.021	0.022	0.023	0.023	9/2/2011 9:44

8040	0.012	0.013	0.013	0.014	0.014	9/2/2011 9:45
8100	0.033	0.034	0.038	0.057	0.062	9/2/2011 9:46
8160	0.012	0.012	0.012	0.013	0.013	9/2/2011 9:47
8220	0.018	0.019	0.02	0.028	0.03	9/2/2011 9:48
8280	0.015	0.015	0.016	0.019	0.02	9/2/2011 9:49
8340	0.012	0.012	0.012	0.013	0.014	9/2/2011 9:50
8400	0.014	0.014	0.014	0.016	0.017	9/2/2011 9:51
8460	0.016	0.017	0.017	0.02	0.022	9/2/2011 9:52
8520	0.012	0.012	0.013	0.014	0.014	9/2/2011 9:53
8580	0.011	0.012	0.012	0.013	0.013	9/2/2011 9:54
8640	0.013	0.013	0.014	0.017	0.017	9/2/2011 9:55
8700	0.012	0.013	0.013	0.017	0.018	9/2/2011 9:56
8760	0.047	0.05	0.061	0.114	0.124	9/2/2011 9:57
8820	0.02	0.021	0.024	0.035	0.037	9/2/2011 9:58
8880	0.019	0.02	0.022	0.032	0.034	9/2/2011 9:59
8940	0.015	0.015	0.016	0.02	0.021	9/2/2011 10:00
9000	0.013	0.013	0.014	0.016	0.016	9/2/2011 10:01
9060	0.012	0.012	0.013	0.013	0.013	9/2/2011 10:02
9120	0.013	0.013	0.013	0.014	0.015	9/2/2011 10:03
9180	0.013	0.013	0.013	0.014	0.014	9/2/2011 10:04
9240	0.014	0.014	0.014	0.016	0.016	9/2/2011 10:05
9300	0.016	0.016	0.017	0.022	0.022	9/2/2011 10:06
9360	0.013	0.013	0.014	0.015	0.015	9/2/2011 10:07
9420	0.012	0.012	0.012	0.013	0.013	9/2/2011 10:08
9480	0.012	0.012	0.013	0.016	0.016	9/2/2011 10:09
9540	0.012	0.012	0.012	0.014	0.015	9/2/2011 10:10
9600	0.014	0.015	0.016	0.02	0.02	9/2/2011 10:11
9660	0.013	0.013	0.014	0.016	0.016	9/2/2011 10:12
9720	0.014	0.015	0.015	0.018	0.018	9/2/2011 10:13
9780	0.013	0.013	0.014	0.016	0.016	9/2/2011 10:14
9840	0.014	0.014	0.014	0.016	0.017	9/2/2011 10:15
9900	0.014	0.014	0.015	0.016	0.016	9/2/2011 10:16
9960	0.026	0.026	0.026	0.028	0.028	9/2/2011 10:17
10020	0.045	0.045	0.045	0.047	0.048	9/2/2011 10:18

10080	0.032	0.032	0.032	0.033	0.033	9/2/2011 10:19
10140	0.017	0.017	0.017	0.019	0.02	9/2/2011 10:20
10200	0.032	0.032	0.032	0.034	0.035	9/2/2011 10:21
10260	0.083	0.084	0.084	0.085	0.086	9/2/2011 10:22
10320	0.041	0.042	0.042	0.043	0.043	9/2/2011 10:23
10380	0.027	0.027	0.027	0.029	0.03	9/2/2011 10:24
10440	0.033	0.034	0.034	0.035	0.036	9/2/2011 10:25
10500	0.015	0.016	0.017	0.019	0.02	9/2/2011 10:26
10560	0.022	0.023	0.024	0.026	0.026	9/2/2011 10:27
10620	0.035	0.036	0.037	0.045	0.047	9/2/2011 10:28
10680	0.045	0.046	0.046	0.048	0.048	9/2/2011 10:29
10740	0.054	0.054	0.054	0.056	0.056	9/2/2011 10:30
10800	0.028	0.028	0.028	0.03	0.03	9/2/2011 10:31
10860	0.024	0.024	0.025	0.028	0.028	9/2/2011 10:32
10920	0.022	0.022	0.023	0.026	0.026	9/2/2011 10:33
10980	0.014	0.014	0.015	0.017	0.018	9/2/2011 10:34
11040	0.015	0.016	0.016	0.017	0.017	9/2/2011 10:35
11100	0.015	0.015	0.015	0.017	0.018	9/2/2011 10:36
11160	0.033	0.033	0.034	0.037	0.037	9/2/2011 10:37
11220	0.015	0.016	0.016	0.017	0.017	9/2/2011 10:38
11280	0.015	0.015	0.016	0.017	0.017	9/2/2011 10:39
11340	0.026	0.027	0.029	0.046	0.048	9/2/2011 10:40
11400	0.018	0.018	0.019	0.021	0.022	9/2/2011 10:41
11460	0.012	0.012	0.012	0.014	0.014	9/2/2011 10:42
11520	0.012	0.012	0.012	0.014	0.014	9/2/2011 10:43
11580	0.011	0.012	0.012	0.013	0.013	9/2/2011 10:44
11640	0.015	0.016	0.017	0.023	0.024	9/2/2011 10:45
11700	0.012	0.013	0.013	0.015	0.015	9/2/2011 10:46
11760	0.011	0.012	0.012	0.014	0.014	9/2/2011 10:47
11820	0.012	0.012	0.012	0.014	0.014	9/2/2011 10:48
11880	0.006	0.006	0.008	0.024	0.027	9/2/2011 10:49
11940	0.009	0.009	0.01	0.02	0.021	9/2/2011 10:50
12000	0.023	0.024	0.028	0.045	0.048	9/2/2011 10:51
12060	0.048	0.051	0.06	0.106	0.114	9/2/2011 10:52

12120	0.093	0.102	0.127	0.23	0.241	9/2/2011 10:53
12180	0.021	0.022	0.024	0.032	0.034	9/2/2011 10:54
12240	0.016	0.017	0.019	0.024	0.027	9/2/2011 10:55
12300	0.016	0.017	0.017	0.019	0.02	9/2/2011 10:56
12360	0.015	0.016	0.017	0.02	0.021	9/2/2011 10:57
12420	0.014	0.014	0.016	0.021	0.021	9/2/2011 10:58
12480	0.015	0.015	0.017	0.021	0.021	9/2/2011 10:59
12540	0.018	0.019	0.021	0.028	0.028	9/2/2011 11:00
12600	0.013	0.013	0.014	0.016	0.017	9/2/2011 11:01
12660	0.013	0.013	0.014	0.017	0.018	9/2/2011 11:02
12720	0.017	0.018	0.02	0.03	0.033	9/2/2011 11:03
12780	0.012	0.013	0.013	0.016	0.017	9/2/2011 11:04
12840	0.012	0.012	0.013	0.015	0.016	9/2/2011 11:05
12900	0.012	0.013	0.013	0.015	0.016	9/2/2011 11:06
12960	0.014	0.014	0.015	0.02	0.021	9/2/2011 11:07
13020	0.012	0.013	0.013	0.015	0.015	9/2/2011 11:08
13080	0.012	0.012	0.013	0.014	0.014	9/2/2011 11:09
13140	0.012	0.012	0.013	0.014	0.014	9/2/2011 11:10
13200	0.012	0.013	0.013	0.015	0.015	9/2/2011 11:11
13260	0.011	0.012	0.012	0.013	0.013	9/2/2011 11:12
13320	0.013	0.013	0.014	0.016	0.017	9/2/2011 11:13
13380	0.012	0.012	0.012	0.013	0.013	9/2/2011 11:14
13440	0.012	0.012	0.012	0.013	0.013	9/2/2011 11:15
13500	0.013	0.013	0.014	0.016	0.016	9/2/2011 11:16
13560	0.013	0.013	0.013	0.015	0.016	9/2/2011 11:17
13620	0.012	0.012	0.013	0.014	0.014	9/2/2011 11:18
13680	0.012	0.012	0.012	0.013	0.013	9/2/2011 11:19
13740	0.012	0.013	0.013	0.015	0.016	9/2/2011 11:20
13800	0.013	0.013	0.014	0.017	0.018	9/2/2011 11:21
13860	0.014	0.014	0.015	0.017	0.017	9/2/2011 11:22
13920	0.015	0.015	0.016	0.018	0.019	9/2/2011 11:23
13980	0.014	0.015	0.015	0.019	0.019	9/2/2011 11:24
14040	0.014	0.015	0.016	0.018	0.018	9/2/2011 11:25
14100	0.013	0.013	0.014	0.015	0.016	9/2/2011 11:26

14160	0.014	0.014	0.015	0.016	0.016	9/2/2011 11:27
14220	0.016	0.016	0.017	0.019	0.019	9/2/2011 11:28
14280	0.016	0.016	0.016	0.019	0.02	9/2/2011 11:29
14340	0.015	0.015	0.015	0.016	0.016	9/2/2011 11:30
14400	0.015	0.016	0.016	0.017	0.018	9/2/2011 11:31
14460	0.015	0.015	0.015	0.016	0.018	9/2/2011 11:32
14520	0.013	0.014	0.014	0.015	0.015	9/2/2011 11:33
14580	0.014	0.014	0.014	0.015	0.016	9/2/2011 11:34
14640	0.014	0.014	0.014	0.015	0.015	9/2/2011 11:35
14700	0.013	0.014	0.014	0.015	0.016	9/2/2011 11:36
14760	0.014	0.014	0.015	0.016	0.016	9/2/2011 11:37
14820	0.014	0.014	0.015	0.016	0.016	9/2/2011 11:38
14880	0.014	0.014	0.015	0.016	0.016	9/2/2011 11:39
14940	0.013	0.014	0.014	0.015	0.015	9/2/2011 11:40
15000	0.017	0.018	0.019	0.026	0.028	9/2/2011 11:41
15060	0.019	0.02	0.022	0.032	0.034	9/2/2011 11:42
15120	0.013	0.013	0.014	0.014	0.014	9/2/2011 11:43
15180	0.013	0.013	0.014	0.014	0.014	9/2/2011 11:44
15240	0.016	0.016	0.017	0.021	0.022	9/2/2011 11:45
15300	0.015	0.015	0.015	0.016	0.016	9/2/2011 11:46
15360	0.015	0.015	0.016	0.017	0.017	9/2/2011 11:47
15420	0.015	0.016	0.016	0.018	0.019	9/2/2011 11:48
15480	0.015	0.015	0.015	0.017	0.017	9/2/2011 11:49
15540	0.016	0.016	0.017	0.019	0.02	9/2/2011 11:50
15600	0.015	0.015	0.016	0.017	0.017	9/2/2011 11:51
15660	0.015	0.015	0.016	0.018	0.018	9/2/2011 11:52
15720	0.015	0.015	0.016	0.017	0.017	9/2/2011 11:53
15780	0.016	0.016	0.017	0.018	0.018	9/2/2011 11:54
15840	0.017	0.017	0.018	0.021	0.021	9/2/2011 11:55
15900	0.016	0.016	0.017	0.018	0.019	9/2/2011 11:56
15960	0.015	0.016	0.016	0.018	0.018	9/2/2011 11:57
16020	0.015	0.015	0.015	0.017	0.017	9/2/2011 11:58
16080	0.015	0.015	0.015	0.017	0.017	9/2/2011 11:59
16140	0.015	0.015	0.015	0.016	0.017	9/2/2011 12:00

16200	0.017	0.018	0.019	0.024	0.026	9/2/2011 12:01
16260	0.014	0.014	0.014	0.016	0.016	9/2/2011 12:02
16320	0.014	0.014	0.014	0.015	0.015	9/2/2011 12:03
16380	0.015	0.015	0.016	0.017	0.018	9/2/2011 12:04
16440	0.014	0.015	0.015	0.016	0.016	9/2/2011 12:05
16500	0.015	0.015	0.015	0.016	0.016	9/2/2011 12:06
16560	0.015	0.015	0.015	0.017	0.017	9/2/2011 12:07
16620	0.015	0.015	0.015	0.016	0.017	9/2/2011 12:08
16680	0.016	0.016	0.016	0.018	0.019	9/2/2011 12:09
16740	0.017	0.018	0.018	0.02	0.022	9/2/2011 12:10
16800	0.016	0.016	0.017	0.018	0.018	9/2/2011 12:11
16860	0.015	0.016	0.016	0.017	0.017	9/2/2011 12:12
16920	0.016	0.016	0.016	0.017	0.017	9/2/2011 12:13
16980	0.016	0.016	0.016	0.018	0.018	9/2/2011 12:14
17040	0.016	0.017	0.017	0.019	0.02	9/2/2011 12:15
17100	0.018	0.019	0.02	0.023	0.024	9/2/2011 12:16
17160	0.016	0.017	0.017	0.019	0.019	9/2/2011 12:17
17220	0.016	0.016	0.017	0.018	0.018	9/2/2011 12:18
17280	0.016	0.016	0.017	0.018	0.018	9/2/2011 12:19
17340	0.016	0.016	0.017	0.018	0.018	9/2/2011 12:20
17400	0.017	0.018	0.018	0.02	0.02	9/2/2011 12:21
17460	0.016	0.016	0.017	0.018	0.018	9/2/2011 12:22
17520	0.017	0.017	0.018	0.019	0.019	9/2/2011 12:23
17580	0.017	0.018	0.018	0.019	0.019	9/2/2011 12:24
17640	0.018	0.018	0.019	0.021	0.021	9/2/2011 12:25
17700	0.017	0.018	0.018	0.019	0.019	9/2/2011 12:26
17760	0.017	0.018	0.018	0.02	0.02	9/2/2011 12:27
17820	0.029	0.031	0.034	0.044	0.046	9/2/2011 12:28
17880	0.042	0.045	0.052	0.078	0.082	9/2/2011 12:29
17940	0.031	0.032	0.036	0.049	0.052	9/2/2011 12:30
18000	0.027	0.028	0.03	0.041	0.043	9/2/2011 12:31
18060	0.033	0.034	0.038	0.063	0.068	9/2/2011 12:32
18120	0.016	0.016	0.017	0.018	0.018	9/2/2011 12:33
18180	0.017	0.018	0.019	0.022	0.023	9/2/2011 12:34

18240	0.025	0.026	0.028	0.042	0.045	9/2/2011 12:35
18300	0.017	0.018	0.018	0.021	0.021	9/2/2011 12:36
18360	0.017	0.017	0.018	0.02	0.021	9/2/2011 12:37
18420	0.016	0.017	0.017	0.019	0.019	9/2/2011 12:38
18480	0.019	0.02	0.021	0.027	0.028	9/2/2011 12:39
18540	0.016	0.016	0.017	0.018	0.018	9/2/2011 12:40
18600	0.017	0.017	0.018	0.019	0.02	9/2/2011 12:41
18660	0.022	0.023	0.025	0.033	0.037	9/2/2011 12:42
18720	0.018	0.019	0.02	0.025	0.026	9/2/2011 12:43
18780	0.016	0.016	0.017	0.018	0.018	9/2/2011 12:44
18840	0.017	0.017	0.018	0.019	0.019	9/2/2011 12:45
18900	0.074	0.074	0.075	0.075	0.075	9/2/2011 12:46
18960	0.023	0.023	0.024	0.026	0.027	9/2/2011 12:47
19020	0.017	0.017	0.017	0.018	0.018	9/2/2011 12:48
19080	0.016	0.017	0.017	0.017	0.017	9/2/2011 12:49
19140	0.017	0.017	0.017	0.018	0.018	9/2/2011 12:50
19200	0.017	0.017	0.018	0.019	0.019	9/2/2011 12:51
19260	0.018	0.018	0.019	0.02	0.021	9/2/2011 12:52
19320	0.017	0.017	0.017	0.018	0.018	9/2/2011 12:53
19380	0.017	0.017	0.017	0.018	0.018	9/2/2011 12:54
19440	0.017	0.017	0.017	0.018	0.018	9/2/2011 12:55
19500	0.049	0.05	0.05	0.051	0.052	9/2/2011 12:56
19560	0.041	0.041	0.042	0.044	0.045	9/2/2011 12:57
19620	0.036	0.037	0.038	0.04	0.04	9/2/2011 12:58
19680	0.039	0.039	0.04	0.041	0.041	9/2/2011 12:59
19740	0.065	0.065	0.066	0.067	0.068	9/2/2011 13:00
19800	0.084	0.084	0.085	0.085	0.085	9/2/2011 13:01
19860	0.065	0.065	0.065	0.066	0.066	9/2/2011 13:02
19920	0.07	0.07	0.071	0.072	0.072	9/2/2011 13:03
19980	0.05	0.05	0.051	0.052	0.052	9/2/2011 13:04
20040	0.052	0.052	0.053	0.054	0.054	9/2/2011 13:05
20100	0.083	0.084	0.084	0.085	0.085	9/2/2011 13:06
20160	0.069	0.069	0.07	0.07	0.071	9/2/2011 13:07
20220	0.067	0.067	0.068	0.07	0.07	9/2/2011 13:08

20280	0.045	0.045	0.046	0.047	0.047	9/2/2011 13:09
20340	0.072	0.073	0.073	0.074	0.074	9/2/2011 13:10
20400	0.058	0.059	0.063	0.075	0.077	9/2/2011 13:11
20460	0.073	0.074	0.075	0.078	0.079	9/2/2011 13:12
20520	0.08	0.081	0.085	0.1	0.103	9/2/2011 13:13
20580	0.02	0.02	0.02	0.021	0.021	9/2/2011 13:14
20640	0.028	0.028	0.029	0.031	0.031	9/2/2011 13:15
20700	0.018	0.018	0.018	0.02	0.021	9/2/2011 13:16
20760	0.057	0.058	0.061	0.069	0.074	9/2/2011 13:17
20820	0.018	0.018	0.018	0.019	0.019	9/2/2011 13:18
20880	0.026	0.026	0.027	0.027	0.027	9/2/2011 13:19
20940	0.035	0.035	0.035	0.036	0.036	9/2/2011 13:20
21000	0.016	0.017	0.017	0.018	0.018	9/2/2011 13:21
21060	0.016	0.017	0.017	0.017	0.017	9/2/2011 13:22
21120	0.018	0.018	0.019	0.02	0.02	9/2/2011 13:23
21180	0.017	0.018	0.018	0.021	0.021	9/2/2011 13:24
21240	0.016	0.016	0.017	0.017	0.017	9/2/2011 13:25
21300	0.016	0.016	0.016	0.016	0.016	9/2/2011 13:26
21360	0.02	0.02	0.022	0.026	0.029	9/2/2011 13:27
21420	0.018	0.019	0.019	0.02	0.02	9/2/2011 13:28
21480	0.016	0.016	0.017	0.017	0.017	9/2/2011 13:29
21540	0.016	0.017	0.017	0.017	0.018	9/2/2011 13:30
21600	0.016	0.016	0.016	0.016	0.017	9/2/2011 13:31
21660	0.016	0.017	0.017	0.017	0.017	9/2/2011 13:32
21720	0.016	0.016	0.017	0.017	0.017	9/2/2011 13:33
21780	0.016	0.016	0.016	0.017	0.017	9/2/2011 13:34
21840	0.015	0.015	0.016	0.016	0.016	9/2/2011 13:35
21900	0.015	0.016	0.016	0.016	0.017	9/2/2011 13:36
21960	0.015	0.015	0.015	0.016	0.016	9/2/2011 13:37
22020	0.016	0.016	0.016	0.017	0.018	9/2/2011 13:38
22080	0.015	0.015	0.015	0.016	0.016	9/2/2011 13:39
22140	0.016	0.016	0.016	0.017	0.017	9/2/2011 13:40
22200	0.026	0.027	0.027	0.031	0.032	9/2/2011 13:41
22260	0.016	0.017	0.017	0.018	0.018	9/2/2011 13:42

22320	0.016	0.016	0.017	0.018	0.019	9/2/2011 13:43
22380	0.016	0.016	0.016	0.016	0.017	9/2/2011 13:44
22440	0.016	0.016	0.017	0.017	0.017	9/2/2011 13:45
22500	0.016	0.016	0.016	0.017	0.017	9/2/2011 13:46
22560	0.017	0.017	0.017	0.018	0.018	9/2/2011 13:47
22620	0.015	0.016	0.016	0.017	0.017	9/2/2011 13:48
22680	0.015	0.016	0.016	0.016	0.016	9/2/2011 13:49
22740	0.015	0.015	0.016	0.016	0.016	9/2/2011 13:50
22800	0.016	0.016	0.016	0.016	0.017	9/2/2011 13:51
22860	0.015	0.016	0.016	0.016	0.016	9/2/2011 13:52
22920	0.015	0.015	0.015	0.016	0.016	9/2/2011 13:53
22980	0.021	0.022	0.024	0.031	0.036	9/2/2011 13:54
23040	0.016	0.016	0.017	0.018	0.019	9/2/2011 13:55
23100	0.016	0.016	0.017	0.017	0.018	9/2/2011 13:56
23160	0.017	0.018	0.019	0.021	0.022	9/2/2011 13:57
23220	0.016	0.017	0.017	0.018	0.018	9/2/2011 13:58
23280	0.016	0.016	0.017	0.018	0.018	9/2/2011 13:59
23340	0.016	0.016	0.017	0.017	0.017	9/2/2011 14:00
23400	0.015	0.016	0.016	0.016	0.016	9/2/2011 14:01
23460	0.017	0.017	0.018	0.02	0.021	9/2/2011 14:02
23520	0.018	0.019	0.02	0.024	0.027	9/2/2011 14:03
23580	0.016	0.016	0.016	0.017	0.017	9/2/2011 14:04
23640	0.015	0.016	0.016	0.017	0.017	9/2/2011 14:05
23700	0.015	0.016	0.016	0.016	0.017	9/2/2011 14:06
23760	0.024	0.024	0.025	0.026	0.026	9/2/2011 14:07
23820	0.018	0.019	0.02	0.024	0.025	9/2/2011 14:08
23880	0.027	0.028	0.028	0.03	0.031	9/2/2011 14:09
23940	0.019	0.02	0.021	0.024	0.026	9/2/2011 14:10
24000	0.018	0.019	0.02	0.023	0.024	9/2/2011 14:11
24060	0.017	0.017	0.018	0.02	0.021	9/2/2011 14:12
24120	0.015	0.016	0.016	0.018	0.018	9/2/2011 14:13
24180	0.015	0.015	0.016	0.017	0.017	9/2/2011 14:14
24240	0.018	0.018	0.019	0.021	0.021	9/2/2011 14:15
24300	0.016	0.016	0.017	0.019	0.019	9/2/2011 14:16

24360	0.019	0.019	0.02	0.022	0.022	9/2/2011 14:17
24420	0.061	0.062	0.063	0.067	0.069	9/2/2011 14:18
24480	0.032	0.033	0.033	0.034	0.035	9/2/2011 14:19
24540	0.047	0.047	0.048	0.05	0.051	9/2/2011 14:20
24600	0.035	0.035	0.036	0.039	0.04	9/2/2011 14:21
24660	0.024	0.025	0.026	0.029	0.029	9/2/2011 14:22
24720	0.032	0.032	0.033	0.034	0.036	9/2/2011 14:23
24780	0.045	0.046	0.046	0.047	0.048	9/2/2011 14:24
24840	0.021	0.021	0.021	0.021	0.021	9/2/2011 14:25
24900	0.034	0.034	0.035	0.035	0.035	9/2/2011 14:26
24960	0.024	0.025	0.025	0.025	0.026	9/2/2011 14:27
25020	0.021	0.021	0.021	0.022	0.022	9/2/2011 14:28
25080	0.021	0.021	0.022	0.023	0.023	9/2/2011 14:29
25140	0.018	0.018	0.018	0.02	0.02	9/2/2011 14:30
25200	0.017	0.017	0.017	0.018	0.019	9/2/2011 14:31
25260	0.018	0.018	0.019	0.019	0.02	9/2/2011 14:32
25320	0.017	0.017	0.018	0.019	0.02	9/2/2011 14:33
25380	0.018	0.018	0.018	0.019	0.02	9/2/2011 14:34
25440	0.019	0.019	0.02	0.02	0.021	9/2/2011 14:35
25500	0.023	0.024	0.025	0.028	0.029	9/2/2011 14:36
25560	0.03	0.031	0.033	0.038	0.042	9/2/2011 14:37
25620	0.041	0.041	0.042	0.044	0.045	9/2/2011 14:38
25680	0.019	0.019	0.019	0.02	0.02	9/2/2011 14:39
25740	0.021	0.021	0.022	0.022	0.022	9/2/2011 14:40
25800	0.029	0.03	0.031	0.034	0.035	9/2/2011 14:41
25860	0.024	0.025	0.025	0.026	0.026	9/2/2011 14:42
25920	0.032	0.032	0.034	0.039	0.04	9/2/2011 14:43
25980	0.025	0.025	0.027	0.031	0.034	9/2/2011 14:44
26040	0.032	0.032	0.033	0.034	0.036	9/2/2011 14:45
26100	0.033	0.033	0.033	0.034	0.035	9/2/2011 14:46
26160	0.035	0.037	0.043	0.061	0.07	9/2/2011 14:47
26220	0.019	0.02	0.021	0.026	0.028	9/2/2011 14:48
26280	0.017	0.017	0.018	0.019	0.02	9/2/2011 14:49
26340	0.016	0.016	0.017	0.018	0.018	9/2/2011 14:50

26400	0.019	0.02	0.02	0.025	0.028	9/2/2011 14:51
26460	0.017	0.017	0.018	0.018	0.019	9/2/2011 14:52
26520	0.021	0.021	0.021	0.022	0.022	9/2/2011 14:53
26580	0.039	0.041	0.044	0.052	0.056	9/2/2011 14:54
26640	0.025	0.027	0.029	0.039	0.042	9/2/2011 14:55
26700	0.018	0.019	0.02	0.023	0.024	9/2/2011 14:56
26760	0.017	0.017	0.018	0.019	0.019	9/2/2011 14:57
26820	0.017	0.017	0.017	0.018	0.018	9/2/2011 14:58
26880	0.017	0.018	0.018	0.02	0.02	9/2/2011 14:59
26940	0.016	0.016	0.016	0.017	0.017	9/2/2011 15:00
27000	0.016	0.017	0.017	0.019	0.02	9/2/2011 15:01
27060	0.015	0.015	0.015	0.016	0.016	9/2/2011 15:02
27120	0.018	0.018	0.019	0.02	0.02	9/2/2011 15:03
27180	0.016	0.017	0.017	0.018	0.018	9/2/2011 15:04
27240	0.017	0.017	0.017	0.019	0.019	9/2/2011 15:05
27300	0.02	0.021	0.021	0.022	0.024	9/2/2011 15:06
27360	0.023	0.023	0.024	0.025	0.025	9/2/2011 15:07
27420	0.03	0.031	0.031	0.032	0.032	9/2/2011 15:08
27480	0.02	0.02	0.021	0.021	0.021	9/2/2011 15:09
27540	0.023	0.024	0.025	0.029	0.031	9/2/2011 15:10
27600	0.019	0.019	0.02	0.023	0.025	9/2/2011 15:11
27660	0.019	0.019	0.019	0.02	0.02	9/2/2011 15:12
27720	0.022	0.022	0.022	0.023	0.023	9/2/2011 15:13
27780	0.034	0.034	0.036	0.043	0.045	9/2/2011 15:14
27840	0.043	0.044	0.045	0.049	0.051	9/2/2011 15:15
27900	0.042	0.043	0.044	0.048	0.05	9/2/2011 15:16
27960	0.037	0.038	0.039	0.043	0.045	9/2/2011 15:17
28020	0.018	0.018	0.019	0.02	0.021	9/2/2011 15:18

Instrument Name	DustTrak DRX
Model Number	8533
Serial Number	8533112903
Firmware Version	2.8
Calibration Date	7/18/2011
Test Name	MANUAL_003
Test Start Time	7:22:51 AM
Test Start Date	9/7/2011
Test Length [D:H:M]	0:08:26
Test Interval [M:S]	1:00
PM1 Average [mg/m3]	0.015
PM1 Minimum [mg/m3]	0.004
PM1 Maximum [mg/m3]	0.414
PM1 TWA [mg/m3]	0.015
PM2.5 Average [mg/m3]	0.015
PM2.5 Minimum [mg/m3]	0.005
PM2.5 Maximum [mg/m3]	0.415
PM2.5 TWA [mg/m3]	0.016
PM4 Average [mg/m3]	0.015
PM4 Minimum [mg/m3]	0.005
PM4 Maximum [mg/m3]	0.416
PM4 TWA [mg/m3]	0.016
PM10 Average [mg/m3]	0.016
PM10 Minimum [mg/m3]	0.005
PM10 Maximum [mg/m3]	0.417
PM10 TWA [mg/m3]	0.016
TOTAL Average [mg/m3]	0.016
TOTAL Minimum [mg/m3]	0.005
TOTAL Maximum [mg/m3]	0.417
TOTAL TWA [mg/m3]	0.016
Photometric User Cal	1
Size Correction User Cal	1
Flow User Cal	1
Errors	

Number of Samples

506

Elapsed Time [s]	PM1 [mg/m3]	PM2.5 [mg/m3]	PM4 [mg/m3]	PM10 [mg/m3]	TOTAL [mg/m3]	Date/Time	Alarms	Errors
60	0.023	0.023	0.026	0.046	0.065	9/7/2011 7:23		
120	0.015	0.016	0.016	0.018	0.018	9/7/2011 7:24		
180	0.064	0.065	0.065	0.066	0.067	9/7/2011 7:25		
240	0.039	0.04	0.04	0.046	0.051	9/7/2011 7:26		
300	0.055	0.056	0.056	0.056	0.056	9/7/2011 7:27		
360	0.027	0.027	0.027	0.027	0.027	9/7/2011 7:28		
420	0.024	0.024	0.024	0.024	0.024	9/7/2011 7:29		
480	0.006	0.007	0.007	0.007	0.007	9/7/2011 7:30		
540	0.038	0.038	0.038	0.038	0.038	9/7/2011 7:31		
600	0.017	0.018	0.018	0.018	0.018	9/7/2011 7:32		
660	0.014	0.014	0.015	0.015	0.015	9/7/2011 7:33		
720	0.027	0.027	0.027	0.027	0.028	9/7/2011 7:34		
780	0.021	0.021	0.021	0.021	0.021	9/7/2011 7:35		
840	0.026	0.026	0.026	0.026	0.026	9/7/2011 7:36		
900	0.014	0.014	0.015	0.015	0.015	9/7/2011 7:37		
960	0.016	0.017	0.017	0.017	0.017	9/7/2011 7:38		
1020	0.016	0.016	0.016	0.016	0.016	9/7/2011 7:39		
1080	0.022	0.022	0.022	0.022	0.022	9/7/2011 7:40		
1140	0.055	0.055	0.055	0.055	0.055	9/7/2011 7:41		
1200	0.084	0.084	0.084	0.084	0.084	9/7/2011 7:42		
1260	0.008	0.008	0.008	0.008	0.008	9/7/2011 7:43		
1320	0.019	0.02	0.02	0.02	0.02	9/7/2011 7:44		
1380	0.031	0.031	0.031	0.031	0.031	9/7/2011 7:45		
1440	0.03	0.03	0.03	0.03	0.03	9/7/2011 7:46		
1500	0.02	0.02	0.02	0.02	0.02	9/7/2011 7:47		
1560	0.031	0.032	0.032	0.032	0.032	9/7/2011 7:48		
1620	0.04	0.041	0.041	0.041	0.041	9/7/2011 7:49		
1680	0.021	0.021	0.022	0.022	0.022	9/7/2011 7:50		
1740	0.032	0.032	0.032	0.032	0.032	9/7/2011 7:51		
1800	0.029	0.03	0.03	0.031	0.031	9/7/2011 7:52		
1860	0.021	0.021	0.022	0.022	0.022	9/7/2011 7:53		

1920	0.016	0.017	0.017	0.017	0.017	9/7/2011 7:54
1980	0.007	0.007	0.007	0.007	0.007	9/7/2011 7:55
2040	0.006	0.006	0.006	0.006	0.007	9/7/2011 7:56
2100	0.006	0.006	0.006	0.006	0.006	9/7/2011 7:57
2160	0.006	0.006	0.006	0.007	0.007	9/7/2011 7:58
2220	0.01	0.01	0.011	0.011	0.011	9/7/2011 7:59
2280	0.009	0.009	0.01	0.011	0.011	9/7/2011 8:00
2340	0.008	0.008	0.008	0.008	0.008	9/7/2011 8:01
2400	0.007	0.008	0.008	0.008	0.008	9/7/2011 8:02
2460	0.006	0.006	0.006	0.006	0.006	9/7/2011 8:03
2520	0.006	0.006	0.006	0.007	0.007	9/7/2011 8:04
2580	0.006	0.006	0.006	0.006	0.006	9/7/2011 8:05
2640	0.005	0.005	0.005	0.005	0.005	9/7/2011 8:06
2700	0.005	0.005	0.006	0.006	0.006	9/7/2011 8:07
2760	0.005	0.006	0.006	0.006	0.006	9/7/2011 8:08
2820	0.005	0.005	0.005	0.005	0.005	9/7/2011 8:09
2880	0.007	0.007	0.007	0.008	0.008	9/7/2011 8:10
2940	0.007	0.007	0.007	0.007	0.008	9/7/2011 8:11
3000	0.006	0.006	0.006	0.006	0.006	9/7/2011 8:12
3060	0.007	0.007	0.007	0.007	0.007	9/7/2011 8:13
3120	0.032	0.032	0.032	0.033	0.033	9/7/2011 8:14
3180	0.022	0.023	0.023	0.023	0.023	9/7/2011 8:15
3240	0.028	0.029	0.029	0.029	0.029	9/7/2011 8:16
3300	0.012	0.013	0.013	0.013	0.013	9/7/2011 8:17
3360	0.017	0.018	0.018	0.018	0.018	9/7/2011 8:18
3420	0.042	0.042	0.043	0.043	0.043	9/7/2011 8:19
3480	0.03	0.03	0.031	0.031	0.031	9/7/2011 8:20
3540	0.013	0.014	0.014	0.014	0.014	9/7/2011 8:21
3600	0.02	0.021	0.021	0.021	0.021	9/7/2011 8:22
3660	0.033	0.033	0.033	0.034	0.034	9/7/2011 8:23
3720	0.021	0.021	0.021	0.021	0.021	9/7/2011 8:24
3780	0.024	0.024	0.024	0.025	0.025	9/7/2011 8:25
3840	0.01	0.01	0.01	0.01	0.01	9/7/2011 8:26
3900	0.012	0.012	0.013	0.013	0.013	9/7/2011 8:27

3960	0.014	0.014	0.014	0.014	0.014	9/7/2011 8:28
4020	0.018	0.019	0.019	0.019	0.019	9/7/2011 8:29
4080	0.013	0.013	0.013	0.013	0.013	9/7/2011 8:30
4140	0.007	0.007	0.007	0.008	0.008	9/7/2011 8:31
4200	0.008	0.008	0.008	0.009	0.009	9/7/2011 8:32
4260	0.008	0.008	0.009	0.009	0.009	9/7/2011 8:33
4320	0.007	0.008	0.008	0.008	0.008	9/7/2011 8:34
4380	0.006	0.007	0.007	0.007	0.007	9/7/2011 8:35
4440	0.007	0.008	0.008	0.008	0.008	9/7/2011 8:36
4500	0.008	0.008	0.008	0.008	0.008	9/7/2011 8:37
4560	0.009	0.009	0.009	0.009	0.009	9/7/2011 8:38
4620	0.009	0.009	0.009	0.009	0.009	9/7/2011 8:39
4680	0.008	0.008	0.008	0.008	0.008	9/7/2011 8:40
4740	0.017	0.017	0.017	0.018	0.018	9/7/2011 8:41
4800	0.007	0.007	0.007	0.007	0.007	9/7/2011 8:42
4860	0.006	0.006	0.006	0.006	0.006	9/7/2011 8:43
4920	0.006	0.006	0.006	0.006	0.006	9/7/2011 8:44
4980	0.008	0.008	0.008	0.008	0.008	9/7/2011 8:45
5040	0.01	0.01	0.01	0.01	0.01	9/7/2011 8:46
5100	0.01	0.01	0.01	0.01	0.01	9/7/2011 8:47
5160	0.01	0.01	0.01	0.01	0.01	9/7/2011 8:48
5220	0.011	0.011	0.011	0.011	0.013	9/7/2011 8:49
5280	0.008	0.008	0.008	0.008	0.008	9/7/2011 8:50
5340	0.007	0.007	0.007	0.007	0.007	9/7/2011 8:51
5400	0.007	0.007	0.008	0.008	0.008	9/7/2011 8:52
5460	0.007	0.008	0.008	0.008	0.008	9/7/2011 8:53
5520	0.008	0.008	0.008	0.009	0.009	9/7/2011 8:54
5580	0.006	0.007	0.007	0.007	0.007	9/7/2011 8:55
5640	0.008	0.008	0.008	0.008	0.008	9/7/2011 8:56
5700	0.007	0.008	0.008	0.008	0.008	9/7/2011 8:57
5760	0.007	0.008	0.008	0.008	0.008	9/7/2011 8:58
5820	0.008	0.009	0.009	0.009	0.009	9/7/2011 8:59
5880	0.009	0.009	0.009	0.01	0.01	9/7/2011 9:00
5940	0.01	0.01	0.01	0.01	0.011	9/7/2011 9:01

6000	0.01	0.01	0.01	0.011	0.011	9/7/2011 9:02
6060	0.011	0.012	0.012	0.012	0.012	9/7/2011 9:03
6120	0.01	0.01	0.01	0.011	0.011	9/7/2011 9:04
6180	0.011	0.011	0.011	0.011	0.011	9/7/2011 9:05
6240	0.01	0.01	0.01	0.011	0.011	9/7/2011 9:06
6300	0.009	0.01	0.01	0.01	0.01	9/7/2011 9:07
6360	0.009	0.009	0.009	0.009	0.009	9/7/2011 9:08
6420	0.008	0.009	0.009	0.009	0.009	9/7/2011 9:09
6480	0.007	0.008	0.008	0.008	0.008	9/7/2011 9:10
6540	0.008	0.008	0.008	0.008	0.008	9/7/2011 9:11
6600	0.009	0.009	0.009	0.009	0.009	9/7/2011 9:12
6660	0.008	0.009	0.009	0.009	0.01	9/7/2011 9:13
6720	0.009	0.009	0.009	0.009	0.009	9/7/2011 9:14
6780	0.008	0.008	0.008	0.008	0.008	9/7/2011 9:15
6840	0.008	0.008	0.008	0.008	0.008	9/7/2011 9:16
6900	0.009	0.009	0.009	0.01	0.01	9/7/2011 9:17
6960	0.009	0.01	0.01	0.01	0.01	9/7/2011 9:18
7020	0.01	0.01	0.01	0.01	0.01	9/7/2011 9:19
7080	0.01	0.01	0.01	0.01	0.01	9/7/2011 9:20
7140	0.009	0.009	0.009	0.009	0.009	9/7/2011 9:21
7200	0.009	0.009	0.009	0.009	0.009	9/7/2011 9:22
7260	0.008	0.009	0.009	0.009	0.009	9/7/2011 9:23
7320	0.008	0.009	0.009	0.009	0.009	9/7/2011 9:24
7380	0.009	0.009	0.009	0.01	0.01	9/7/2011 9:25
7440	0.009	0.01	0.01	0.01	0.01	9/7/2011 9:26
7500	0.009	0.009	0.009	0.009	0.009	9/7/2011 9:27
7560	0.008	0.008	0.008	0.008	0.008	9/7/2011 9:28
7620	0.008	0.008	0.008	0.009	0.009	9/7/2011 9:29
7680	0.009	0.009	0.009	0.009	0.009	9/7/2011 9:30
7740	0.011	0.011	0.011	0.012	0.012	9/7/2011 9:31
7800	0.013	0.013	0.013	0.013	0.013	9/7/2011 9:32
7860	0.013	0.013	0.013	0.014	0.015	9/7/2011 9:33
7920	0.011	0.011	0.011	0.011	0.011	9/7/2011 9:34
7980	0.01	0.01	0.011	0.011	0.011	9/7/2011 9:35

8040	0.008	0.009	0.009	0.009	0.009	9/7/2011 9:36
8100	0.007	0.007	0.007	0.007	0.008	9/7/2011 9:37
8160	0.006	0.006	0.006	0.007	0.007	9/7/2011 9:38
8220	0.006	0.007	0.007	0.007	0.007	9/7/2011 9:39
8280	0.006	0.007	0.007	0.007	0.007	9/7/2011 9:40
8340	0.005	0.006	0.006	0.006	0.007	9/7/2011 9:41
8400	0.005	0.005	0.005	0.006	0.006	9/7/2011 9:42
8460	0.005	0.005	0.005	0.006	0.006	9/7/2011 9:43
8520	0.005	0.005	0.005	0.006	0.006	9/7/2011 9:44
8580	0.009	0.009	0.009	0.009	0.009	9/7/2011 9:45
8640	0.007	0.008	0.008	0.008	0.008	9/7/2011 9:46
8700	0.007	0.008	0.008	0.008	0.008	9/7/2011 9:47
8760	0.008	0.008	0.008	0.009	0.009	9/7/2011 9:48
8820	0.017	0.017	0.017	0.017	0.017	9/7/2011 9:49
8880	0.018	0.018	0.018	0.019	0.019	9/7/2011 9:50
8940	0.007	0.007	0.007	0.008	0.008	9/7/2011 9:51
9000	0.006	0.006	0.006	0.007	0.007	9/7/2011 9:52
9060	0.007	0.007	0.007	0.008	0.008	9/7/2011 9:53
9120	0.007	0.007	0.008	0.008	0.008	9/7/2011 9:54
9180	0.005	0.005	0.005	0.005	0.005	9/7/2011 9:55
9240	0.009	0.009	0.009	0.009	0.009	9/7/2011 9:56
9300	0.005	0.006	0.006	0.006	0.006	9/7/2011 9:57
9360	0.009	0.009	0.009	0.009	0.009	9/7/2011 9:58
9420	0.007	0.007	0.007	0.007	0.008	9/7/2011 9:59
9480	0.005	0.006	0.006	0.006	0.006	9/7/2011 10:00
9540	0.005	0.006	0.006	0.006	0.006	9/7/2011 10:01
9600	0.006	0.006	0.006	0.006	0.006	9/7/2011 10:02
9660	0.006	0.006	0.006	0.006	0.007	9/7/2011 10:03
9720	0.007	0.007	0.007	0.007	0.007	9/7/2011 10:04
9780	0.006	0.006	0.007	0.007	0.007	9/7/2011 10:05
9840	0.006	0.006	0.006	0.007	0.007	9/7/2011 10:06
9900	0.006	0.006	0.006	0.007	0.007	9/7/2011 10:07
9960	0.006	0.007	0.007	0.007	0.007	9/7/2011 10:08
10020	0.006	0.007	0.007	0.007	0.007	9/7/2011 10:09

10080	0.006	0.006	0.007	0.007	0.007	9/7/2011 10:10
10140	0.006	0.006	0.007	0.007	0.007	9/7/2011 10:11
10200	0.006	0.006	0.006	0.006	0.006	9/7/2011 10:12
10260	0.007	0.007	0.007	0.007	0.007	9/7/2011 10:13
10320	0.006	0.006	0.006	0.006	0.006	9/7/2011 10:14
10380	0.008	0.008	0.008	0.009	0.009	9/7/2011 10:15
10440	0.007	0.008	0.008	0.008	0.008	9/7/2011 10:16
10500	0.007	0.007	0.007	0.007	0.007	9/7/2011 10:17
10560	0.007	0.007	0.008	0.008	0.008	9/7/2011 10:18
10620	0.007	0.007	0.007	0.008	0.008	9/7/2011 10:19
10680	0.007	0.008	0.008	0.008	0.008	9/7/2011 10:20
10740	0.01	0.01	0.01	0.01	0.01	9/7/2011 10:21
10800	0.008	0.009	0.009	0.009	0.009	9/7/2011 10:22
10860	0.006	0.006	0.006	0.007	0.007	9/7/2011 10:23
10920	0.006	0.006	0.006	0.006	0.006	9/7/2011 10:24
10980	0.007	0.007	0.007	0.008	0.008	9/7/2011 10:25
11040	0.007	0.007	0.007	0.007	0.007	9/7/2011 10:26
11100	0.006	0.006	0.006	0.006	0.006	9/7/2011 10:27
11160	0.007	0.007	0.007	0.007	0.007	9/7/2011 10:28
11220	0.007	0.008	0.008	0.008	0.008	9/7/2011 10:29
11280	0.007	0.007	0.008	0.008	0.008	9/7/2011 10:30
11340	0.007	0.007	0.007	0.007	0.007	9/7/2011 10:31
11400	0.008	0.008	0.008	0.008	0.008	9/7/2011 10:32
11460	0.013	0.013	0.013	0.013	0.013	9/7/2011 10:33
11520	0.012	0.013	0.013	0.013	0.013	9/7/2011 10:34
11580	0.028	0.028	0.029	0.029	0.029	9/7/2011 10:35
11640	0.009	0.009	0.009	0.009	0.009	9/7/2011 10:36
11700	0.011	0.011	0.012	0.012	0.012	9/7/2011 10:37
11760	0.014	0.014	0.014	0.015	0.015	9/7/2011 10:38
11820	0.013	0.014	0.014	0.014	0.014	9/7/2011 10:39
11880	0.017	0.017	0.017	0.017	0.017	9/7/2011 10:40
11940	0.007	0.008	0.008	0.008	0.008	9/7/2011 10:41
12000	0.009	0.01	0.01	0.01	0.01	9/7/2011 10:42
12060	0.011	0.012	0.012	0.012	0.012	9/7/2011 10:43

12120	0.009	0.01	0.01	0.01	0.01	9/7/2011 10:44
12180	0.01	0.01	0.01	0.011	0.011	9/7/2011 10:45
12240	0.01	0.011	0.011	0.011	0.011	9/7/2011 10:46
12300	0.008	0.008	0.008	0.008	0.008	9/7/2011 10:47
12360	0.008	0.009	0.009	0.009	0.009	9/7/2011 10:48
12420	0.009	0.009	0.01	0.01	0.01	9/7/2011 10:49
12480	0.009	0.009	0.01	0.01	0.01	9/7/2011 10:50
12540	0.011	0.011	0.011	0.012	0.012	9/7/2011 10:51
12600	0.014	0.014	0.014	0.014	0.014	9/7/2011 10:52
12660	0.01	0.011	0.011	0.011	0.011	9/7/2011 10:53
12720	0.009	0.009	0.01	0.01	0.01	9/7/2011 10:54
12780	0.009	0.01	0.01	0.01	0.01	9/7/2011 10:55
12840	0.009	0.009	0.009	0.009	0.009	9/7/2011 10:56
12900	0.008	0.008	0.008	0.008	0.008	9/7/2011 10:57
12960	0.008	0.009	0.009	0.009	0.009	9/7/2011 10:58
13020	0.009	0.009	0.009	0.009	0.009	9/7/2011 10:59
13080	0.009	0.009	0.01	0.01	0.01	9/7/2011 11:00
13140	0.01	0.01	0.011	0.011	0.011	9/7/2011 11:01
13200	0.01	0.01	0.01	0.011	0.011	9/7/2011 11:02
13260	0.011	0.011	0.011	0.011	0.012	9/7/2011 11:03
13320	0.011	0.011	0.011	0.012	0.012	9/7/2011 11:04
13380	0.01	0.011	0.011	0.011	0.011	9/7/2011 11:05
13440	0.009	0.009	0.009	0.01	0.01	9/7/2011 11:06
13500	0.009	0.009	0.009	0.01	0.01	9/7/2011 11:07
13560	0.008	0.008	0.008	0.008	0.008	9/7/2011 11:08
13620	0.007	0.007	0.008	0.008	0.008	9/7/2011 11:09
13680	0.008	0.008	0.008	0.008	0.008	9/7/2011 11:10
13740	0.007	0.008	0.008	0.008	0.008	9/7/2011 11:11
13800	0.008	0.008	0.008	0.008	0.008	9/7/2011 11:12
13860	0.007	0.008	0.008	0.008	0.008	9/7/2011 11:13
13920	0.007	0.008	0.008	0.008	0.008	9/7/2011 11:14
13980	0.008	0.008	0.008	0.008	0.008	9/7/2011 11:15
14040	0.008	0.008	0.008	0.008	0.008	9/7/2011 11:16
14100	0.007	0.007	0.008	0.008	0.008	9/7/2011 11:17

20280	0.021	0.021	0.022	0.022	0.022	9/7/2011 13:00
20340	0.023	0.024	0.024	0.025	0.025	9/7/2011 13:01
20400	0.011	0.011	0.011	0.011	0.011	9/7/2011 13:02
20460	0.017	0.018	0.018	0.018	0.018	9/7/2011 13:03
20520	0.03	0.031	0.031	0.032	0.032	9/7/2011 13:04
20580	0.021	0.022	0.022	0.022	0.022	9/7/2011 13:05
20640	0.014	0.014	0.014	0.015	0.015	9/7/2011 13:06
20700	0.01	0.01	0.01	0.011	0.011	9/7/2011 13:07
20760	0.027	0.028	0.028	0.029	0.029	9/7/2011 13:08
20820	0.025	0.025	0.026	0.026	0.026	9/7/2011 13:09
20880	0.039	0.04	0.04	0.041	0.041	9/7/2011 13:10
20940	0.029	0.03	0.03	0.031	0.031	9/7/2011 13:11
21000	0.028	0.028	0.029	0.029	0.03	9/7/2011 13:12
21060	0.013	0.013	0.013	0.013	0.013	9/7/2011 13:13
21120	0.033	0.035	0.036	0.037	0.037	9/7/2011 13:14
21180	0.013	0.014	0.014	0.014	0.014	9/7/2011 13:15
21240	0.012	0.013	0.013	0.013	0.013	9/7/2011 13:16
21300	0.013	0.013	0.013	0.014	0.014	9/7/2011 13:17
21360	0.012	0.012	0.012	0.013	0.013	9/7/2011 13:18
21420	0.012	0.012	0.012	0.013	0.013	9/7/2011 13:19
21480	0.015	0.015	0.015	0.016	0.016	9/7/2011 13:20
21540	0.015	0.015	0.015	0.016	0.016	9/7/2011 13:21
21600	0.014	0.014	0.014	0.014	0.014	9/7/2011 13:22
21660	0.014	0.014	0.014	0.015	0.015	9/7/2011 13:23
21720	0.02	0.02	0.021	0.021	0.021	9/7/2011 13:24
21780	0.016	0.016	0.017	0.017	0.017	9/7/2011 13:25
21840	0.019	0.02	0.02	0.024	0.024	9/7/2011 13:26
21900	0.017	0.018	0.018	0.019	0.019	9/7/2011 13:27
21960	0.018	0.019	0.019	0.019	0.019	9/7/2011 13:28
22020	0.021	0.021	0.022	0.023	0.023	9/7/2011 13:29
22080	0.019	0.02	0.02	0.021	0.021	9/7/2011 13:30
22140	0.019	0.019	0.02	0.02	0.021	9/7/2011 13:31
22200	0.019	0.019	0.02	0.02	0.021	9/7/2011 13:32
22260	0.019	0.02	0.02	0.021	0.021	9/7/2011 13:33

22320	0.019	0.019	0.02	0.021	0.022	9/7/2011 13:34
22380	0.02	0.02	0.021	0.022	0.023	9/7/2011 13:35
22440	0.021	0.022	0.022	0.024	0.024	9/7/2011 13:36
22500	0.023	0.024	0.025	0.027	0.03	9/7/2011 13:37
22560	0.022	0.022	0.023	0.024	0.025	9/7/2011 13:38
22620	0.02	0.02	0.021	0.022	0.022	9/7/2011 13:39
22680	0.018	0.018	0.019	0.02	0.02	9/7/2011 13:40
22740	0.017	0.018	0.018	0.02	0.022	9/7/2011 13:41
22800	0.017	0.018	0.018	0.019	0.02	9/7/2011 13:42
22860	0.016	0.017	0.017	0.018	0.019	9/7/2011 13:43
22920	0.016	0.016	0.017	0.018	0.018	9/7/2011 13:44
22980	0.015	0.016	0.016	0.017	0.017	9/7/2011 13:45
23040	0.012	0.012	0.012	0.013	0.014	9/7/2011 13:46
23100	0.012	0.013	0.013	0.014	0.014	9/7/2011 13:47
23160	0.012	0.012	0.013	0.013	0.013	9/7/2011 13:48
23220	0.012	0.013	0.013	0.014	0.014	9/7/2011 13:49
23280	0.012	0.013	0.013	0.014	0.014	9/7/2011 13:50
23340	0.013	0.013	0.014	0.014	0.015	9/7/2011 13:51
23400	0.011	0.012	0.012	0.012	0.012	9/7/2011 13:52
23460	0.012	0.013	0.013	0.013	0.014	9/7/2011 13:53
23520	0.012	0.012	0.013	0.013	0.013	9/7/2011 13:54
23580	0.012	0.012	0.012	0.013	0.013	9/7/2011 13:55
23640	0.012	0.012	0.012	0.012	0.013	9/7/2011 13:56
23700	0.016	0.016	0.016	0.017	0.017	9/7/2011 13:57
23760	0.015	0.015	0.016	0.016	0.016	9/7/2011 13:58
23820	0.021	0.022	0.022	0.023	0.023	9/7/2011 13:59
23880	0.022	0.022	0.023	0.024	0.025	9/7/2011 14:00
23940	0.012	0.013	0.013	0.013	0.013	9/7/2011 14:01
24000	0.011	0.012	0.012	0.012	0.012	9/7/2011 14:02
24060	0.011	0.011	0.012	0.012	0.012	9/7/2011 14:03
24120	0.029	0.03	0.03	0.031	0.032	9/7/2011 14:04
24180	0.031	0.032	0.033	0.035	0.036	9/7/2011 14:05
24240	0.012	0.012	0.013	0.013	0.013	9/7/2011 14:06
24300	0.016	0.017	0.017	0.017	0.017	9/7/2011 14:07

28440	0.005	0.005	0.005	0.005	0.005	9/7/2011 15:16
28500	0.005	0.005	0.005	0.005	0.005	9/7/2011 15:17
28560	0.006	0.006	0.006	0.006	0.006	9/7/2011 15:18
28620	0.004	0.005	0.005	0.005	0.005	9/7/2011 15:19
28680	0.005	0.005	0.005	0.005	0.005	9/7/2011 15:20
28740	0.005	0.005	0.005	0.005	0.005	9/7/2011 15:21
28800	0.007	0.007	0.007	0.007	0.007	9/7/2011 15:22
28860	0.005	0.006	0.006	0.006	0.006	9/7/2011 15:23
28920	0.006	0.006	0.006	0.006	0.006	9/7/2011 15:24
28980	0.006	0.006	0.006	0.006	0.006	9/7/2011 15:25
29040	0.006	0.006	0.006	0.007	0.007	9/7/2011 15:26
29100	0.006	0.006	0.006	0.006	0.006	9/7/2011 15:27
29160	0.005	0.006	0.006	0.006	0.006	9/7/2011 15:28
29220	0.006	0.006	0.007	0.007	0.007	9/7/2011 15:29
29280	0.007	0.007	0.007	0.008	0.008	9/7/2011 15:30
29340	0.007	0.007	0.007	0.008	0.008	9/7/2011 15:31
29400	0.007	0.007	0.007	0.007	0.007	9/7/2011 15:32
29460	0.007	0.007	0.007	0.007	0.007	9/7/2011 15:33
29520	0.006	0.007	0.007	0.007	0.007	9/7/2011 15:34
29580	0.007	0.007	0.008	0.008	0.008	9/7/2011 15:35
29640	0.008	0.008	0.008	0.008	0.008	9/7/2011 15:36
29700	0.007	0.007	0.007	0.008	0.008	9/7/2011 15:37
29760	0.008	0.008	0.008	0.008	0.008	9/7/2011 15:38
29820	0.008	0.008	0.008	0.008	0.008	9/7/2011 15:39
29880	0.008	0.008	0.008	0.008	0.008	9/7/2011 15:40
29940	0.009	0.009	0.009	0.009	0.009	9/7/2011 15:41
30000	0.011	0.011	0.012	0.012	0.012	9/7/2011 15:42
30060	0.01	0.011	0.011	0.011	0.011	9/7/2011 15:43
30120	0.011	0.011	0.011	0.011	0.011	9/7/2011 15:44
30180	0.01	0.011	0.011	0.011	0.011	9/7/2011 15:45
30240	0.008	0.009	0.009	0.009	0.009	9/7/2011 15:46
30300	0.008	0.009	0.009	0.009	0.009	9/7/2011 15:47
30360	0.008	0.009	0.009	0.009	0.009	9/7/2011 15:48

Instrument Name	DustTrak DRX
Model Number	8533
Serial Number	8533112903
Firmware Version	2.8
Calibration Date	7/18/2011
Test Name	MANUAL_004
Test Start Time	8:04:32 AM
Test Start Date	9/8/2011
Test Length [D:H:M]	0:08:21
Test Interval [M:S]	1:00
PM1 Average [mg/m3]	0.043
PM1 Minimum [mg/m3]	0.003
PM1 Maximum [mg/m3]	0.169
PM1 TWA [mg/m3]	0.042
PM2.5 Average [mg/m3]	0.043
PM2.5 Minimum [mg/m3]	0.003
PM2.5 Maximum [mg/m3]	0.169
PM2.5 TWA [mg/m3]	0.042
PM4 Average [mg/m3]	0.043
PM4 Minimum [mg/m3]	0.003
PM4 Maximum [mg/m3]	0.17
PM4 TWA [mg/m3]	0.043
PM10 Average [mg/m3]	0.044
PM10 Minimum [mg/m3]	0.003
PM10 Maximum [mg/m3]	0.17
PM10 TWA [mg/m3]	0.043
TOTAL Average [mg/m3]	0.044
TOTAL Minimum [mg/m3]	0.003
TOTAL Maximum [mg/m3]	0.17
TOTAL TWA [mg/m3]	0.043
Photometric User Cal	1
Size Correction User Cal	1
Flow User Cal	1
Errors	

Number of Samples

501

Elapsed Time [s]	PM1 [mg/m3]	PM2.5 [mg/m3]	PM4 [mg/m3]	PM10 [mg/m3]	TOTAL [mg/m3]	Date/Time	Alarms	Errors
60	0.006	0.007	0.007	0.007	0.007	0.008	9/8/2011 8:05	
120	0.004	0.005	0.005	0.005	0.005	0.007	9/8/2011 8:06	
180	0.003	0.003	0.003	0.003	0.004	0.004	9/8/2011 8:07	
240	0.004	0.004	0.005	0.005	0.005	0.006	9/8/2011 8:08	
300	0.012	0.012	0.013	0.014	0.014	0.014	9/8/2011 8:09	
360	0.046	0.047	0.047	0.048	0.049	0.049	9/8/2011 8:10	
420	0.022	0.022	0.022	0.023	0.023	0.023	9/8/2011 8:11	
480	0.014	0.014	0.015	0.016	0.016	0.016	9/8/2011 8:12	
540	0.045	0.046	0.046	0.048	0.05	0.05	9/8/2011 8:13	
600	0.015	0.016	0.017	0.022	0.026	0.026	9/8/2011 8:14	
660	0.019	0.019	0.02	0.021	0.022	0.022	9/8/2011 8:15	
720	0.011	0.012	0.012	0.012	0.013	0.013	9/8/2011 8:16	
780	0.158	0.158	0.159	0.159	0.159	0.159	9/8/2011 8:17	
840	0.007	0.007	0.007	0.007	0.007	0.007	9/8/2011 8:18	
900	0.004	0.005	0.005	0.005	0.005	0.005	9/8/2011 8:19	
960	0.005	0.005	0.005	0.006	0.006	0.006	9/8/2011 8:20	
1020	0.005	0.005	0.005	0.005	0.005	0.005	9/8/2011 8:21	
1080	0.004	0.004	0.004	0.004	0.004	0.004	9/8/2011 8:22	
1140	0.004	0.004	0.004	0.004	0.004	0.004	9/8/2011 8:23	
1200	0.005	0.005	0.005	0.005	0.005	0.005	9/8/2011 8:24	
1260	0.006	0.006	0.006	0.006	0.006	0.006	9/8/2011 8:25	
1320	0.005	0.005	0.005	0.006	0.006	0.006	9/8/2011 8:26	
1380	0.004	0.005	0.005	0.005	0.005	0.005	9/8/2011 8:27	
1440	0.004	0.005	0.005	0.005	0.005	0.005	9/8/2011 8:28	
1500	0.005	0.005	0.005	0.005	0.005	0.005	9/8/2011 8:29	
1560	0.005	0.005	0.005	0.005	0.005	0.005	9/8/2011 8:30	
1620	0.005	0.006	0.006	0.006	0.006	0.006	9/8/2011 8:31	
1680	0.005	0.006	0.006	0.006	0.006	0.006	9/8/2011 8:32	
1740	0.005	0.005	0.006	0.006	0.006	0.006	9/8/2011 8:33	
1800	0.005	0.006	0.006	0.006	0.006	0.006	9/8/2011 8:34	
1860	0.005	0.005	0.006	0.006	0.006	0.006	9/8/2011 8:35	

1920	0.006	0.006	0.006	0.006	0.006	9/8/2011 8:36
1980	0.008	0.008	0.008	0.008	0.008	9/8/2011 8:37
2040	0.007	0.007	0.007	0.008	0.008	9/8/2011 8:38
2100	0.007	0.008	0.008	0.008	0.008	9/8/2011 8:39
2160	0.007	0.007	0.007	0.007	0.007	9/8/2011 8:40
2220	0.006	0.006	0.006	0.006	0.006	9/8/2011 8:41
2280	0.008	0.008	0.008	0.009	0.009	9/8/2011 8:42
2340	0.011	0.012	0.012	0.012	0.013	9/8/2011 8:43
2400	0.009	0.009	0.009	0.01	0.01	9/8/2011 8:44
2460	0.006	0.006	0.006	0.007	0.007	9/8/2011 8:45
2520	0.006	0.006	0.006	0.007	0.007	9/8/2011 8:46
2580	0.005	0.006	0.006	0.006	0.006	9/8/2011 8:47
2640	0.007	0.007	0.007	0.007	0.007	9/8/2011 8:48
2700	0.004	0.004	0.005	0.005	0.005	9/8/2011 8:49
2760	0.005	0.005	0.005	0.005	0.005	9/8/2011 8:50
2820	0.005	0.005	0.005	0.005	0.006	9/8/2011 8:51
2880	0.005	0.005	0.005	0.005	0.005	9/8/2011 8:52
2940	0.004	0.005	0.005	0.005	0.005	9/8/2011 8:53
3000	0.004	0.005	0.005	0.005	0.005	9/8/2011 8:54
3060	0.004	0.004	0.005	0.005	0.005	9/8/2011 8:55
3120	0.004	0.005	0.005	0.005	0.005	9/8/2011 8:56
3180	0.004	0.004	0.004	0.005	0.005	9/8/2011 8:57
3240	0.004	0.004	0.004	0.004	0.004	9/8/2011 8:58
3300	0.004	0.004	0.004	0.005	0.005	9/8/2011 8:59
3360	0.005	0.005	0.005	0.005	0.005	9/8/2011 9:00
3420	0.006	0.006	0.006	0.006	0.006	9/8/2011 9:01
3480	0.006	0.006	0.006	0.007	0.007	9/8/2011 9:02
3540	0.005	0.005	0.005	0.005	0.005	9/8/2011 9:03
3600	0.004	0.005	0.005	0.005	0.005	9/8/2011 9:04
3660	0.003	0.004	0.004	0.004	0.004	9/8/2011 9:05
3720	0.005	0.005	0.005	0.005	0.006	9/8/2011 9:06
3780	0.005	0.005	0.005	0.005	0.005	9/8/2011 9:07
3840	0.007	0.008	0.008	0.008	0.008	9/8/2011 9:08
3900	0.004	0.005	0.005	0.005	0.005	9/8/2011 9:09

8040	0.065	0.066	0.067	0.072	0.079	9/8/2011 10:18
8100	0.059	0.06	0.06	0.061	0.061	9/8/2011 10:19
8160	0.121	0.122	0.122	0.123	0.123	9/8/2011 10:20
8220	0.064	0.064	0.065	0.065	0.065	9/8/2011 10:21
8280	0.06	0.06	0.06	0.06	0.06	9/8/2011 10:22
8340	0.067	0.068	0.069	0.07	0.07	9/8/2011 10:23
8400	0.082	0.084	0.085	0.086	0.086	9/8/2011 10:24
8460	0.062	0.063	0.063	0.064	0.064	9/8/2011 10:25
8520	0.062	0.062	0.063	0.063	0.063	9/8/2011 10:26
8580	0.057	0.057	0.058	0.058	0.058	9/8/2011 10:27
8640	0.056	0.056	0.056	0.056	0.056	9/8/2011 10:28
8700	0.056	0.056	0.057	0.057	0.057	9/8/2011 10:29
8760	0.059	0.059	0.059	0.059	0.059	9/8/2011 10:30
8820	0.057	0.057	0.057	0.057	0.057	9/8/2011 10:31
8880	0.057	0.057	0.057	0.058	0.058	9/8/2011 10:32
8940	0.058	0.058	0.058	0.059	0.059	9/8/2011 10:33
9000	0.058	0.058	0.058	0.058	0.058	9/8/2011 10:34
9060	0.056	0.056	0.056	0.056	0.056	9/8/2011 10:35
9120	0.057	0.057	0.057	0.057	0.057	9/8/2011 10:36
9180	0.056	0.056	0.056	0.056	0.057	9/8/2011 10:37
9240	0.056	0.056	0.056	0.056	0.056	9/8/2011 10:38
9300	0.055	0.055	0.055	0.056	0.056	9/8/2011 10:39
9360	0.056	0.056	0.056	0.056	0.056	9/8/2011 10:40
9420	0.056	0.056	0.056	0.056	0.056	9/8/2011 10:41
9480	0.056	0.056	0.056	0.056	0.056	9/8/2011 10:42
9540	0.055	0.056	0.056	0.056	0.056	9/8/2011 10:43
9600	0.056	0.056	0.056	0.056	0.056	9/8/2011 10:44
9660	0.057	0.057	0.057	0.057	0.057	9/8/2011 10:45
9720	0.056	0.056	0.056	0.056	0.057	9/8/2011 10:46
9780	0.057	0.057	0.057	0.057	0.057	9/8/2011 10:47
9840	0.056	0.056	0.056	0.056	0.056	9/8/2011 10:48
9900	0.056	0.056	0.056	0.056	0.056	9/8/2011 10:49
9960	0.056	0.056	0.056	0.056	0.056	9/8/2011 10:50
10020	0.057	0.057	0.057	0.058	0.058	9/8/2011 10:51

10080	0.057	0.057	0.057	0.057	0.057	9/8/2011 10:52
10140	0.057	0.057	0.057	0.057	0.057	9/8/2011 10:53
10200	0.057	0.057	0.057	0.057	0.057	9/8/2011 10:54
10260	0.058	0.058	0.058	0.058	0.058	9/8/2011 10:55
10320	0.057	0.057	0.057	0.058	0.058	9/8/2011 10:56
10380	0.056	0.056	0.056	0.056	0.056	9/8/2011 10:57
10440	0.064	0.064	0.064	0.065	0.065	9/8/2011 10:58
10500	0.059	0.059	0.06	0.061	0.061	9/8/2011 10:59
10560	0.062	0.063	0.065	0.067	0.067	9/8/2011 11:00
10620	0.066	0.066	0.067	0.068	0.068	9/8/2011 11:01
10680	0.067	0.068	0.069	0.073	0.074	9/8/2011 11:02
10740	0.06	0.061	0.061	0.062	0.062	9/8/2011 11:03
10800	0.058	0.058	0.058	0.059	0.059	9/8/2011 11:04
10860	0.06	0.06	0.06	0.062	0.062	9/8/2011 11:05
10920	0.059	0.059	0.06	0.061	0.061	9/8/2011 11:06
10980	0.064	0.065	0.066	0.067	0.067	9/8/2011 11:07
11040	0.063	0.063	0.063	0.064	0.065	9/8/2011 11:08
11100	0.072	0.072	0.073	0.074	0.074	9/8/2011 11:09
11160	0.064	0.064	0.064	0.065	0.065	9/8/2011 11:10
11220	0.09	0.091	0.091	0.093	0.093	9/8/2011 11:11
11280	0.072	0.072	0.072	0.074	0.074	9/8/2011 11:12
11340	0.059	0.06	0.06	0.061	0.061	9/8/2011 11:13
11400	0.059	0.059	0.059	0.06	0.06	9/8/2011 11:14
11460	0.059	0.059	0.059	0.061	0.061	9/8/2011 11:15
11520	0.059	0.06	0.06	0.062	0.062	9/8/2011 11:16
11580	0.059	0.059	0.06	0.061	0.062	9/8/2011 11:17
11640	0.058	0.058	0.058	0.06	0.06	9/8/2011 11:18
11700	0.063	0.064	0.064	0.065	0.065	9/8/2011 11:19
11760	0.062	0.062	0.062	0.063	0.063	9/8/2011 11:20
11820	0.064	0.065	0.065	0.067	0.067	9/8/2011 11:21
11880	0.067	0.067	0.067	0.068	0.068	9/8/2011 11:22
11940	0.059	0.059	0.059	0.059	0.06	9/8/2011 11:23
12000	0.065	0.066	0.066	0.067	0.067	9/8/2011 11:24
12060	0.07	0.071	0.072	0.073	0.073	9/8/2011 11:25

14160	0.052	0.052	0.052	0.053	0.053	9/8/2011 12:00
14220	0.051	0.051	0.052	0.052	0.052	9/8/2011 12:01
14280	0.054	0.054	0.054	0.054	0.054	9/8/2011 12:02
14340	0.052	0.052	0.053	0.053	0.053	9/8/2011 12:03
14400	0.053	0.054	0.054	0.054	0.054	9/8/2011 12:04
14460	0.052	0.052	0.052	0.052	0.052	9/8/2011 12:05
14520	0.052	0.053	0.053	0.053	0.053	9/8/2011 12:06
14580	0.052	0.052	0.053	0.053	0.053	9/8/2011 12:07
14640	0.052	0.053	0.053	0.053	0.053	9/8/2011 12:08
14700	0.053	0.053	0.054	0.054	0.054	9/8/2011 12:09
14760	0.052	0.052	0.052	0.052	0.053	9/8/2011 12:10
14820	0.052	0.052	0.053	0.053	0.053	9/8/2011 12:11
14880	0.052	0.052	0.052	0.053	0.053	9/8/2011 12:12
14940	0.051	0.052	0.052	0.052	0.052	9/8/2011 12:13
15000	0.053	0.053	0.053	0.053	0.053	9/8/2011 12:14
15060	0.052	0.052	0.052	0.053	0.053	9/8/2011 12:15
15120	0.052	0.053	0.053	0.053	0.053	9/8/2011 12:16
15180	0.052	0.052	0.052	0.052	0.052	9/8/2011 12:17
15240	0.051	0.051	0.051	0.052	0.052	9/8/2011 12:18
15300	0.051	0.051	0.051	0.052	0.052	9/8/2011 12:19
15360	0.051	0.051	0.051	0.051	0.051	9/8/2011 12:20
15420	0.051	0.052	0.052	0.052	0.052	9/8/2011 12:21
15480	0.051	0.051	0.052	0.052	0.052	9/8/2011 12:22
15540	0.052	0.052	0.053	0.053	0.053	9/8/2011 12:23
15600	0.051	0.051	0.051	0.051	0.051	9/8/2011 12:24
15660	0.052	0.052	0.052	0.053	0.053	9/8/2011 12:25
15720	0.051	0.051	0.051	0.051	0.051	9/8/2011 12:26
15780	0.051	0.051	0.052	0.053	0.054	9/8/2011 12:27
15840	0.052	0.052	0.052	0.053	0.053	9/8/2011 12:28
15900	0.052	0.052	0.053	0.053	0.053	9/8/2011 12:29
15960	0.052	0.052	0.053	0.053	0.054	9/8/2011 12:30
16020	0.051	0.052	0.052	0.052	0.052	9/8/2011 12:31
16080	0.051	0.051	0.052	0.052	0.052	9/8/2011 12:32
16140	0.052	0.052	0.053	0.053	0.053	9/8/2011 12:33

16200	0.051	0.051	0.051	0.052	0.052	9/8/2011 12:34
16260	0.051	0.051	0.051	0.051	0.052	9/8/2011 12:35
16320	0.055	0.055	0.056	0.059	0.059	9/8/2011 12:36
16380	0.053	0.053	0.053	0.055	0.055	9/8/2011 12:37
16440	0.054	0.054	0.054	0.055	0.055	9/8/2011 12:38
16500	0.051	0.051	0.051	0.052	0.052	9/8/2011 12:39
16560	0.056	0.056	0.057	0.057	0.058	9/8/2011 12:40
16620	0.051	0.051	0.052	0.052	0.052	9/8/2011 12:41
16680	0.053	0.053	0.053	0.053	0.053	9/8/2011 12:42
16740	0.053	0.054	0.054	0.055	0.056	9/8/2011 12:43
16800	0.057	0.058	0.058	0.059	0.059	9/8/2011 12:44
16860	0.053	0.053	0.053	0.054	0.054	9/8/2011 12:45
16920	0.053	0.053	0.053	0.055	0.055	9/8/2011 12:46
16980	0.051	0.051	0.052	0.052	0.052	9/8/2011 12:47
17040	0.053	0.053	0.053	0.054	0.054	9/8/2011 12:48
17100	0.052	0.052	0.053	0.053	0.053	9/8/2011 12:49
17160	0.052	0.052	0.052	0.053	0.053	9/8/2011 12:50
17220	0.056	0.056	0.058	0.06	0.061	9/8/2011 12:51
17280	0.06	0.061	0.061	0.064	0.068	9/8/2011 12:52
17340	0.05	0.05	0.05	0.051	0.051	9/8/2011 12:53
17400	0.062	0.063	0.064	0.069	0.073	9/8/2011 12:54
17460	0.056	0.056	0.056	0.057	0.057	9/8/2011 12:55
17520	0.074	0.074	0.074	0.075	0.075	9/8/2011 12:56
17580	0.05	0.05	0.05	0.05	0.051	9/8/2011 12:57
17640	0.05	0.05	0.05	0.05	0.051	9/8/2011 12:58
17700	0.055	0.055	0.055	0.056	0.056	9/8/2011 12:59
17760	0.05	0.051	0.051	0.051	0.051	9/8/2011 13:00
17820	0.055	0.055	0.056	0.057	0.058	9/8/2011 13:01
17880	0.052	0.052	0.052	0.053	0.054	9/8/2011 13:02
17940	0.051	0.051	0.051	0.052	0.052	9/8/2011 13:03
18000	0.06	0.06	0.061	0.061	0.061	9/8/2011 13:04
18060	0.054	0.054	0.055	0.056	0.056	9/8/2011 13:05
18120	0.052	0.053	0.053	0.054	0.054	9/8/2011 13:06
18180	0.051	0.052	0.052	0.052	0.052	9/8/2011 13:07

18240	0.053	0.053	0.053	0.053	0.054	9/8/2011 13:08
18300	0.053	0.053	0.053	0.054	0.054	9/8/2011 13:09
18360	0.053	0.054	0.054	0.055	0.055	9/8/2011 13:10
18420	0.053	0.053	0.053	0.054	0.054	9/8/2011 13:11
18480	0.055	0.056	0.056	0.058	0.058	9/8/2011 13:12
18540	0.052	0.052	0.052	0.052	0.052	9/8/2011 13:13
18600	0.054	0.054	0.054	0.055	0.055	9/8/2011 13:14
18660	0.054	0.055	0.055	0.056	0.056	9/8/2011 13:15
18720	0.054	0.054	0.054	0.055	0.055	9/8/2011 13:16
18780	0.054	0.054	0.055	0.057	0.058	9/8/2011 13:17
18840	0.053	0.053	0.053	0.054	0.054	9/8/2011 13:18
18900	0.052	0.052	0.052	0.053	0.053	9/8/2011 13:19
18960	0.053	0.053	0.053	0.053	0.054	9/8/2011 13:20
19020	0.052	0.052	0.053	0.053	0.053	9/8/2011 13:21
19080	0.052	0.052	0.052	0.052	0.052	9/8/2011 13:22
19140	0.052	0.052	0.052	0.053	0.053	9/8/2011 13:23
19200	0.054	0.055	0.057	0.06	0.06	9/8/2011 13:24
19260	0.054	0.054	0.055	0.056	0.056	9/8/2011 13:25
19320	0.054	0.055	0.056	0.057	0.057	9/8/2011 13:26
19380	0.054	0.055	0.056	0.057	0.057	9/8/2011 13:27
19440	0.053	0.053	0.054	0.054	0.054	9/8/2011 13:28
19500	0.051	0.051	0.051	0.052	0.052	9/8/2011 13:29
19560	0.052	0.052	0.052	0.053	0.053	9/8/2011 13:30
19620	0.052	0.052	0.052	0.053	0.053	9/8/2011 13:31
19680	0.051	0.052	0.052	0.053	0.053	9/8/2011 13:32
19740	0.051	0.051	0.051	0.051	0.051	9/8/2011 13:33
19800	0.051	0.051	0.051	0.051	0.051	9/8/2011 13:34
19860	0.052	0.052	0.052	0.052	0.053	9/8/2011 13:35
19920	0.052	0.053	0.053	0.053	0.054	9/8/2011 13:36
19980	0.054	0.054	0.054	0.054	0.055	9/8/2011 13:37
20040	0.051	0.051	0.051	0.052	0.053	9/8/2011 13:38
20100	0.053	0.053	0.054	0.055	0.055	9/8/2011 13:39
20160	0.053	0.053	0.054	0.055	0.055	9/8/2011 13:40
20220	0.051	0.051	0.051	0.052	0.052	9/8/2011 13:41

20280	0.053	0.053	0.053	0.054	0.054	9/8/2011 13:42
20340	0.051	0.051	0.051	0.052	0.052	9/8/2011 13:43
20400	0.052	0.052	0.052	0.052	0.052	9/8/2011 13:44
20460	0.052	0.052	0.052	0.053	0.053	9/8/2011 13:45
20520	0.051	0.052	0.052	0.052	0.052	9/8/2011 13:46
20580	0.052	0.052	0.052	0.052	0.052	9/8/2011 13:47
20640	0.051	0.051	0.051	0.051	0.051	9/8/2011 13:48
20700	0.051	0.051	0.051	0.052	0.052	9/8/2011 13:49
20760	0.054	0.054	0.054	0.054	0.055	9/8/2011 13:50
20820	0.075	0.076	0.076	0.076	0.076	9/8/2011 13:51
20880	0.054	0.054	0.055	0.055	0.055	9/8/2011 13:52
20940	0.051	0.051	0.052	0.052	0.052	9/8/2011 13:53
21000	0.051	0.051	0.051	0.051	0.051	9/8/2011 13:54
21060	0.052	0.052	0.052	0.053	0.053	9/8/2011 13:55
21120	0.083	0.083	0.084	0.085	0.085	9/8/2011 13:56
21180	0.055	0.055	0.056	0.056	0.056	9/8/2011 13:57
21240	0.053	0.054	0.054	0.054	0.055	9/8/2011 13:58
21300	0.053	0.053	0.054	0.054	0.054	9/8/2011 13:59
21360	0.052	0.053	0.053	0.054	0.054	9/8/2011 14:00
21420	0.052	0.052	0.052	0.052	0.052	9/8/2011 14:01
21480	0.052	0.052	0.052	0.053	0.053	9/8/2011 14:02
21540	0.052	0.052	0.053	0.053	0.053	9/8/2011 14:03
21600	0.051	0.051	0.051	0.051	0.051	9/8/2011 14:04
21660	0.051	0.051	0.051	0.052	0.052	9/8/2011 14:05
21720	0.052	0.052	0.052	0.052	0.052	9/8/2011 14:06
21780	0.052	0.052	0.052	0.053	0.053	9/8/2011 14:07
21840	0.052	0.052	0.052	0.052	0.052	9/8/2011 14:08
21900	0.051	0.051	0.052	0.052	0.052	9/8/2011 14:09
21960	0.054	0.054	0.055	0.056	0.056	9/8/2011 14:10
22020	0.074	0.074	0.076	0.079	0.083	9/8/2011 14:11
22080	0.055	0.055	0.056	0.056	0.057	9/8/2011 14:12
22140	0.052	0.053	0.053	0.054	0.054	9/8/2011 14:13
22200	0.053	0.053	0.053	0.053	0.053	9/8/2011 14:14
22260	0.052	0.052	0.052	0.053	0.053	9/8/2011 14:15

22320	0.053	0.054	0.054	0.055	0.055	9/8/2011 14:16
22380	0.057	0.058	0.058	0.059	0.061	9/8/2011 14:17
22440	0.053	0.053	0.053	0.053	0.054	9/8/2011 14:18
22500	0.052	0.052	0.052	0.052	0.052	9/8/2011 14:19
22560	0.052	0.052	0.052	0.052	0.053	9/8/2011 14:20
22620	0.052	0.052	0.052	0.053	0.054	9/8/2011 14:21
22680	0.051	0.052	0.052	0.052	0.052	9/8/2011 14:22
22740	0.052	0.052	0.052	0.052	0.053	9/8/2011 14:23
22800	0.051	0.051	0.052	0.052	0.052	9/8/2011 14:24
22860	0.051	0.051	0.052	0.052	0.052	9/8/2011 14:25
22920	0.052	0.052	0.052	0.053	0.053	9/8/2011 14:26
22980	0.051	0.051	0.051	0.051	0.051	9/8/2011 14:27
23040	0.051	0.051	0.051	0.051	0.051	9/8/2011 14:28
23100	0.053	0.053	0.053	0.053	0.053	9/8/2011 14:29
23160	0.055	0.055	0.055	0.057	0.057	9/8/2011 14:30
23220	0.051	0.051	0.051	0.051	0.052	9/8/2011 14:31
23280	0.051	0.051	0.051	0.051	0.051	9/8/2011 14:32
23340	0.051	0.051	0.051	0.052	0.052	9/8/2011 14:33
23400	0.051	0.051	0.051	0.051	0.051	9/8/2011 14:34
23460	0.051	0.051	0.051	0.051	0.051	9/8/2011 14:35
23520	0.051	0.051	0.051	0.051	0.051	9/8/2011 14:36
23580	0.051	0.051	0.051	0.051	0.051	9/8/2011 14:37
23640	0.051	0.052	0.052	0.052	0.053	9/8/2011 14:38
23700	0.051	0.051	0.051	0.051	0.051	9/8/2011 14:39
23760	0.051	0.051	0.051	0.051	0.051	9/8/2011 14:40
23820	0.051	0.051	0.051	0.052	0.052	9/8/2011 14:41
23880	0.051	0.051	0.051	0.051	0.051	9/8/2011 14:42
23940	0.051	0.051	0.051	0.051	0.051	9/8/2011 14:43
24000	0.051	0.051	0.051	0.051	0.052	9/8/2011 14:44
24060	0.051	0.051	0.052	0.052	0.052	9/8/2011 14:45
24120	0.051	0.051	0.051	0.051	0.052	9/8/2011 14:46
24180	0.051	0.051	0.051	0.052	0.052	9/8/2011 14:47
24240	0.051	0.051	0.051	0.052	0.052	9/8/2011 14:48
24300	0.052	0.052	0.053	0.053	0.053	9/8/2011 14:49

24360	0.053	0.053	0.053	0.053	0.053	9/8/2011 14:50
24420	0.051	0.051	0.051	0.051	0.051	9/8/2011 14:51
24480	0.051	0.051	0.051	0.051	0.052	9/8/2011 14:52
24540	0.052	0.052	0.052	0.053	0.053	9/8/2011 14:53
24600	0.053	0.053	0.053	0.053	0.053	9/8/2011 14:54
24660	0.052	0.052	0.052	0.053	0.053	9/8/2011 14:55
24720	0.052	0.053	0.053	0.053	0.053	9/8/2011 14:56
24780	0.052	0.052	0.052	0.053	0.053	9/8/2011 14:57
24840	0.052	0.052	0.052	0.053	0.053	9/8/2011 14:58
24900	0.051	0.051	0.052	0.052	0.052	9/8/2011 14:59
24960	0.053	0.053	0.053	0.053	0.053	9/8/2011 15:00
25020	0.052	0.052	0.052	0.053	0.053	9/8/2011 15:01
25080	0.051	0.051	0.051	0.051	0.051	9/8/2011 15:02
25140	0.052	0.052	0.052	0.052	0.052	9/8/2011 15:03
25200	0.052	0.052	0.052	0.053	0.053	9/8/2011 15:04
25260	0.052	0.052	0.052	0.052	0.052	9/8/2011 15:05
25320	0.053	0.053	0.053	0.053	0.053	9/8/2011 15:06
25380	0.055	0.055	0.055	0.055	0.055	9/8/2011 15:07
25440	0.063	0.063	0.063	0.063	0.064	9/8/2011 15:08
25500	0.064	0.064	0.064	0.064	0.064	9/8/2011 15:09
25560	0.056	0.056	0.056	0.057	0.057	9/8/2011 15:10
25620	0.076	0.076	0.076	0.077	0.077	9/8/2011 15:11
25680	0.089	0.089	0.089	0.09	0.09	9/8/2011 15:12
25740	0.057	0.057	0.057	0.057	0.058	9/8/2011 15:13
25800	0.055	0.055	0.055	0.055	0.055	9/8/2011 15:14
25860	0.055	0.055	0.055	0.055	0.055	9/8/2011 15:15
25920	0.056	0.057	0.057	0.057	0.057	9/8/2011 15:16
25980	0.055	0.056	0.056	0.056	0.056	9/8/2011 15:17
26040	0.054	0.055	0.055	0.055	0.055	9/8/2011 15:18
26100	0.057	0.058	0.058	0.059	0.061	9/8/2011 15:19
26160	0.063	0.064	0.065	0.067	0.068	9/8/2011 15:20
26220	0.074	0.075	0.075	0.075	0.075	9/8/2011 15:21
26280	0.06	0.061	0.061	0.061	0.061	9/8/2011 15:22
26340	0.06	0.06	0.06	0.06	0.061	9/8/2011 15:23

26400	0.046	0.047	0.047	0.047	0.047	9/8/2011 15:24
26460	0.08	0.08	0.081	0.081	0.082	9/8/2011 15:25
26520	0.113	0.114	0.114	0.114	0.115	9/8/2011 15:26
26580	0.104	0.104	0.105	0.105	0.105	9/8/2011 15:27
26640	0.112	0.112	0.113	0.113	0.113	9/8/2011 15:28
26700	0.125	0.126	0.126	0.127	0.127	9/8/2011 15:29
26760	0.077	0.077	0.078	0.078	0.079	9/8/2011 15:30
26820	0.064	0.064	0.064	0.065	0.065	9/8/2011 15:31
26880	0.169	0.169	0.17	0.17	0.17	9/8/2011 15:32
26940	0.059	0.059	0.06	0.06	0.06	9/8/2011 15:33
27000	0.06	0.06	0.06	0.061	0.062	9/8/2011 15:34
27060	0.033	0.034	0.035	0.035	0.035	9/8/2011 15:35
27120	0.058	0.059	0.059	0.059	0.059	9/8/2011 15:36
27180	0.092	0.092	0.092	0.093	0.093	9/8/2011 15:37
27240	0.057	0.057	0.057	0.058	0.058	9/8/2011 15:38
27300	0.022	0.023	0.023	0.024	0.024	9/8/2011 15:39
27360	0.025	0.025	0.026	0.026	0.026	9/8/2011 15:40
27420	0.021	0.021	0.021	0.021	0.021	9/8/2011 15:41
27480	0.021	0.022	0.022	0.022	0.022	9/8/2011 15:42
27540	0.02	0.02	0.02	0.02	0.02	9/8/2011 15:43
27600	0.049	0.049	0.049	0.049	0.049	9/8/2011 15:44
27660	0.078	0.079	0.079	0.08	0.08	9/8/2011 15:45
27720	0.021	0.021	0.022	0.023	0.023	9/8/2011 15:46
27780	0.019	0.019	0.019	0.02	0.02	9/8/2011 15:47
27840	0.024	0.025	0.027	0.029	0.029	9/8/2011 15:48
27900	0.042	0.043	0.044	0.045	0.045	9/8/2011 15:49
27960	0.058	0.058	0.059	0.06	0.061	9/8/2011 15:50
28020	0.056	0.057	0.057	0.058	0.059	9/8/2011 15:51
28080	0.057	0.058	0.058	0.06	0.06	9/8/2011 15:52
28140	0.029	0.03	0.03	0.032	0.032	9/8/2011 15:53
28200	0.02	0.021	0.022	0.023	0.023	9/8/2011 15:54
28260	0.019	0.019	0.02	0.021	0.021	9/8/2011 15:55
28320	0.018	0.019	0.019	0.019	0.019	9/8/2011 15:56
28380	0.019	0.019	0.019	0.02	0.02	9/8/2011 15:57

28440	0.018	0.019	0.019	0.019	0.019	9/8/2011 15:58
28500	0.031	0.031	0.032	0.033	0.033	9/8/2011 15:59
28560	0.02	0.02	0.021	0.022	0.022	9/8/2011 16:00
28620	0.022	0.023	0.024	0.026	0.026	9/8/2011 16:01
28680	0.023	0.023	0.024	0.025	0.025	9/8/2011 16:02
28740	0.019	0.019	0.02	0.021	0.021	9/8/2011 16:03
28800	0.026	0.026	0.027	0.029	0.029	9/8/2011 16:04
28860	0.041	0.042	0.042	0.043	0.043	9/8/2011 16:05
28920	0.055	0.055	0.056	0.056	0.056	9/8/2011 16:06
28980	0.057	0.057	0.057	0.058	0.058	9/8/2011 16:07
29040	0.062	0.063	0.063	0.064	0.065	9/8/2011 16:08
29100	0.062	0.062	0.063	0.063	0.063	9/8/2011 16:09
29160	0.058	0.059	0.059	0.06	0.06	9/8/2011 16:10
29220	0.057	0.057	0.057	0.057	0.057	9/8/2011 16:11
29280	0.056	0.056	0.056	0.057	0.057	9/8/2011 16:12
29340	0.056	0.056	0.057	0.057	0.057	9/8/2011 16:13
29400	0.056	0.057	0.057	0.058	0.058	9/8/2011 16:14
29460	0.056	0.056	0.056	0.057	0.057	9/8/2011 16:15
29520	0.056	0.056	0.057	0.057	0.057	9/8/2011 16:16
29580	0.055	0.056	0.056	0.056	0.056	9/8/2011 16:17
29640	0.056	0.056	0.056	0.057	0.057	9/8/2011 16:18
29700	0.056	0.057	0.057	0.058	0.058	9/8/2011 16:19
29760	0.059	0.059	0.059	0.06	0.06	9/8/2011 16:20
29820	0.053	0.054	0.054	0.054	0.054	9/8/2011 16:21
29880	0.055	0.055	0.055	0.056	0.056	9/8/2011 16:22
29940	0.055	0.055	0.056	0.056	0.056	9/8/2011 16:23
30000	0.061	0.062	0.063	0.065	0.066	9/8/2011 16:24
30060	0.058	0.058	0.059	0.061	0.062	9/8/2011 16:25

Instrument Name	DustTrak DRX
Model Number	8533
Serial Number	8533112903
Firmware Version	2.8
Calibration Date	7/18/2011
Test Name	MANUAL_005
Test Start Time	7:10:48
Test Start Date	9/9/2011
Test Length [D:H:M]	0:08:41
Test Interval [M:S]	1:00
PM1 Average [mg/m3]	0.014
PM1 Minimum [mg/m3]	0
PM1 Maximum [mg/m3]	0.159
PM1 TWA [mg/m3]	0.016
PM2.5 Average [mg/m3]	0.015
PM2.5 Minimum [mg/m3]	0
PM2.5 Maximum [mg/m3]	0.16
PM2.5 TWA [mg/m3]	0.016
PM4 Average [mg/m3]	0.016
PM4 Minimum [mg/m3]	0
PM4 Maximum [mg/m3]	0.16
PM4 TWA [mg/m3]	0.017
PM10 Average [mg/m3]	0.018
PM10 Minimum [mg/m3]	0
PM10 Maximum [mg/m3]	0.161
PM10 TWA [mg/m3]	0.019
TOTAL Average [mg/m3]	0.018
TOTAL Minimum [mg/m3]	0
TOTAL Maximum [mg/m3]	0.162
TOTAL TWA [mg/m3]	0.019
Photometric User Cal	1
Size Correction User Cal	1
Flow User Cal	1
Errors	

Number of Samples

521

Elapsed Time [s]	PM1 [mg/m3]	PM2.5 [mg/m3]	PM4 [mg/m3]	PM10 [mg/m3]	TOTAL [mg/m3]	Date/Time	Alarms	Errors
60	0.027	0.027	0.029	0.037	0.047	9/9/2011 7:11		
120	0.024	0.025	0.026	0.033	0.041	9/9/2011 7:12		
180	0.02	0.02	0.022	0.026	0.031	9/9/2011 7:13		
240	0.018	0.018	0.019	0.025	0.032	9/9/2011 7:14		
300	0.024	0.025	0.026	0.039	0.051	9/9/2011 7:15		
360	0.029	0.03	0.032	0.043	0.061	9/9/2011 7:16		
420	0.023	0.023	0.025	0.031	0.039	9/9/2011 7:17		
480	0.025	0.026	0.027	0.035	0.042	9/9/2011 7:18		
540	0.031	0.032	0.033	0.042	0.054	9/9/2011 7:19		
600	0.02	0.02	0.021	0.026	0.034	9/9/2011 7:20		
660	0.024	0.025	0.026	0.035	0.042	9/9/2011 7:21		
720	0.025	0.025	0.027	0.035	0.043	9/9/2011 7:22		
780	0.025	0.026	0.029	0.054	0.074	9/9/2011 7:23		
840	0.017	0.018	0.019	0.023	0.023	9/9/2011 7:24		
900	0.017	0.017	0.018	0.02	0.021	9/9/2011 7:25		
960	0.02	0.02	0.021	0.023	0.023	9/9/2011 7:26		
1020	0.042	0.043	0.043	0.045	0.046	9/9/2011 7:27		
1080	0.016	0.016	0.017	0.02	0.021	9/9/2011 7:28		
1140	0.016	0.017	0.018	0.021	0.022	9/9/2011 7:29		
1200	0.016	0.017	0.018	0.021	0.021	9/9/2011 7:30		
1260	0.02	0.021	0.022	0.025	0.027	9/9/2011 7:31		
1320	0.032	0.032	0.033	0.036	0.041	9/9/2011 7:32		
1380	0.044	0.045	0.046	0.049	0.049	9/9/2011 7:33		
1440	0.035	0.036	0.036	0.037	0.037	9/9/2011 7:34		
1500	0.037	0.038	0.038	0.039	0.039	9/9/2011 7:35		
1560	0.011	0.011	0.011	0.012	0.012	9/9/2011 7:36		
1620	0.013	0.013	0.014	0.015	0.015	9/9/2011 7:37		
1680	0.009	0.009	0.01	0.01	0.01	9/9/2011 7:38		
1740	0.009	0.01	0.01	0.011	0.011	9/9/2011 7:39		
1800	0.009	0.01	0.01	0.011	0.011	9/9/2011 7:40		
1860	0.01	0.01	0.011	0.011	0.011	9/9/2011 7:41		

1920	0.009	0.009	0.009	0.01	0.01	9/9/2011 7:42
1980	0.007	0.007	0.008	0.008	0.008	9/9/2011 7:43
2040	0.006	0.006	0.006	0.007	0.007	9/9/2011 7:44
2100	0.007	0.007	0.007	0.007	0.007	9/9/2011 7:45
2160	0.007	0.008	0.008	0.008	0.008	9/9/2011 7:46
2220	0.009	0.01	0.01	0.011	0.011	9/9/2011 7:47
2280	0.009	0.01	0.01	0.011	0.011	9/9/2011 7:48
2340	0.01	0.01	0.011	0.011	0.011	9/9/2011 7:49
2400	0.01	0.01	0.011	0.012	0.012	9/9/2011 7:50
2460	0.011	0.011	0.011	0.012	0.012	9/9/2011 7:51
2520	0.01	0.01	0.01	0.011	0.011	9/9/2011 7:52
2580	0.007	0.008	0.008	0.008	0.008	9/9/2011 7:53
2640	0.008	0.008	0.008	0.009	0.009	9/9/2011 7:54
2700	0.008	0.008	0.009	0.009	0.009	9/9/2011 7:55
2760	0.011	0.011	0.011	0.012	0.012	9/9/2011 7:56
2820	0.009	0.01	0.01	0.01	0.01	9/9/2011 7:57
2880	0.011	0.012	0.012	0.012	0.013	9/9/2011 7:58
2940	0.016	0.017	0.018	0.019	0.02	9/9/2011 7:59
3000	0.02	0.02	0.021	0.022	0.022	9/9/2011 8:00
3060	0.032	0.032	0.033	0.033	0.033	9/9/2011 8:01
3120	0.039	0.039	0.039	0.04	0.04	9/9/2011 8:02
3180	0.009	0.01	0.01	0.01	0.01	9/9/2011 8:03
3240	0.008	0.009	0.009	0.009	0.01	9/9/2011 8:04
3300	0.009	0.01	0.01	0.011	0.011	9/9/2011 8:05
3360	0.009	0.009	0.009	0.01	0.01	9/9/2011 8:06
3420	0.008	0.008	0.009	0.01	0.01	9/9/2011 8:07
3480	0.008	0.008	0.009	0.009	0.009	9/9/2011 8:08
3540	0.008	0.008	0.009	0.01	0.01	9/9/2011 8:09
3600	0.008	0.008	0.009	0.01	0.01	9/9/2011 8:10
3660	0.008	0.008	0.008	0.009	0.009	9/9/2011 8:11
3720	0.008	0.009	0.009	0.01	0.01	9/9/2011 8:12
3780	0.009	0.009	0.009	0.01	0.01	9/9/2011 8:13
3840	0.012	0.013	0.013	0.014	0.014	9/9/2011 8:14
3900	0.014	0.014	0.015	0.015	0.015	9/9/2011 8:15

3960	0.015	0.016	0.016	0.017	0.017	9/9/2011 8:16
4020	0.015	0.016	0.016	0.018	0.018	9/9/2011 8:17
4080	0.01	0.01	0.011	0.011	0.011	9/9/2011 8:18
4140	0.018	0.019	0.019	0.02	0.02	9/9/2011 8:19
4200	0.025	0.026	0.027	0.028	0.028	9/9/2011 8:20
4260	0.018	0.019	0.019	0.02	0.02	9/9/2011 8:21
4320	0.031	0.032	0.033	0.034	0.034	9/9/2011 8:22
4380	0.01	0.01	0.011	0.011	0.012	9/9/2011 8:23
4440	0.022	0.022	0.023	0.023	0.023	9/9/2011 8:24
4500	0.159	0.16	0.16	0.161	0.162	9/9/2011 8:25
4560	0.145	0.145	0.146	0.147	0.147	9/9/2011 8:26
4620	0.068	0.069	0.069	0.07	0.071	9/9/2011 8:27
4680	0.094	0.095	0.095	0.096	0.096	9/9/2011 8:28
4740	0.092	0.092	0.093	0.093	0.093	9/9/2011 8:29
4800	0.115	0.116	0.116	0.117	0.117	9/9/2011 8:30
4860	0.129	0.13	0.131	0.133	0.133	9/9/2011 8:31
4920	0.097	0.098	0.099	0.1	0.1	9/9/2011 8:32
4980	0.035	0.036	0.037	0.038	0.038	9/9/2011 8:33
5040	0.052	0.053	0.053	0.054	0.055	9/9/2011 8:34
5100	0.032	0.033	0.034	0.035	0.035	9/9/2011 8:35
5160	0.011	0.011	0.012	0.012	0.012	9/9/2011 8:36
5220	0.013	0.013	0.014	0.015	0.016	9/9/2011 8:37
5280	0.013	0.014	0.015	0.016	0.016	9/9/2011 8:38
5340	0.012	0.013	0.013	0.014	0.014	9/9/2011 8:39
5400	0.011	0.012	0.012	0.012	0.012	9/9/2011 8:40
5460	0.01	0.01	0.01	0.011	0.011	9/9/2011 8:41
5520	0.01	0.01	0.011	0.012	0.012	9/9/2011 8:42
5580	0.009	0.009	0.01	0.01	0.01	9/9/2011 8:43
5640	0.008	0.008	0.008	0.008	0.008	9/9/2011 8:44
5700	0.011	0.012	0.012	0.013	0.013	9/9/2011 8:45
5760	0.009	0.01	0.01	0.01	0.01	9/9/2011 8:46
5820	0.009	0.009	0.01	0.011	0.011	9/9/2011 8:47
5880	0.009	0.009	0.009	0.01	0.01	9/9/2011 8:48
5940	0.01	0.01	0.01	0.011	0.012	9/9/2011 8:49

6000	0.011	0.012	0.012	0.013	0.014	9/9/2011 8:50
6060	0.01	0.01	0.011	0.012	0.012	9/9/2011 8:51
6120	0.012	0.012	0.013	0.014	0.014	9/9/2011 8:52
6180	0.011	0.011	0.012	0.013	0.013	9/9/2011 8:53
6240	0.01	0.011	0.011	0.013	0.013	9/9/2011 8:54
6300	0.019	0.019	0.02	0.021	0.021	9/9/2011 8:55
6360	0.014	0.015	0.015	0.016	0.016	9/9/2011 8:56
6420	0.014	0.015	0.015	0.016	0.017	9/9/2011 8:57
6480	0.011	0.011	0.012	0.012	0.012	9/9/2011 8:58
6540	0.009	0.01	0.01	0.01	0.01	9/9/2011 8:59
6600	0.009	0.009	0.009	0.01	0.01	9/9/2011 9:00
6660	0.01	0.011	0.012	0.013	0.013	9/9/2011 9:01
6720	0.016	0.017	0.018	0.019	0.019	9/9/2011 9:02
6780	0.012	0.013	0.013	0.014	0.014	9/9/2011 9:03
6840	0.01	0.01	0.011	0.012	0.012	9/9/2011 9:04
6900	0.009	0.009	0.009	0.01	0.01	9/9/2011 9:05
6960	0.009	0.009	0.01	0.01	0.011	9/9/2011 9:06
7020	0.012	0.013	0.014	0.016	0.017	9/9/2011 9:07
7080	0.01	0.011	0.012	0.013	0.013	9/9/2011 9:08
7140	0.009	0.01	0.01	0.011	0.011	9/9/2011 9:09
7200	0.01	0.011	0.012	0.012	0.012	9/9/2011 9:10
7260	0.015	0.016	0.018	0.02	0.021	9/9/2011 9:11
7320	0.014	0.015	0.016	0.017	0.017	9/9/2011 9:12
7380	0.015	0.015	0.016	0.017	0.018	9/9/2011 9:13
7440	0.015	0.016	0.016	0.017	0.017	9/9/2011 9:14
7500	0.013	0.014	0.014	0.016	0.016	9/9/2011 9:15
7560	0.013	0.014	0.015	0.015	0.016	9/9/2011 9:16
7620	0.035	0.036	0.036	0.038	0.038	9/9/2011 9:17
7680	0.035	0.036	0.036	0.038	0.039	9/9/2011 9:18
7740	0.013	0.013	0.014	0.015	0.016	9/9/2011 9:19
7800	0.013	0.013	0.014	0.015	0.015	9/9/2011 9:20
7860	0.021	0.021	0.022	0.023	0.024	9/9/2011 9:21
7920	0.065	0.066	0.066	0.068	0.068	9/9/2011 9:22
7980	0.051	0.051	0.052	0.053	0.053	9/9/2011 9:23

8040	0.056	0.057	0.057	0.058	0.058	9/9/2011 9:24
8100	0.045	0.046	0.047	0.047	0.048	9/9/2011 9:25
8160	0.016	0.016	0.017	0.017	0.018	9/9/2011 9:26
8220	0.064	0.064	0.065	0.065	0.066	9/9/2011 9:27
8280	0.069	0.069	0.069	0.07	0.07	9/9/2011 9:28
8340	0.033	0.034	0.034	0.035	0.035	9/9/2011 9:29
8400	0.025	0.026	0.027	0.028	0.028	9/9/2011 9:30
8460	0.024	0.024	0.025	0.026	0.026	9/9/2011 9:31
8520	0.025	0.025	0.026	0.027	0.028	9/9/2011 9:32
8580	0.014	0.014	0.015	0.016	0.016	9/9/2011 9:33
8640	0.011	0.012	0.013	0.013	0.013	9/9/2011 9:34
8700	0.013	0.014	0.015	0.016	0.017	9/9/2011 9:35
8760	0.012	0.012	0.013	0.014	0.014	9/9/2011 9:36
8820	0.012	0.012	0.012	0.013	0.013	9/9/2011 9:37
8880	0.011	0.011	0.012	0.012	0.012	9/9/2011 9:38
8940	0.011	0.011	0.012	0.012	0.012	9/9/2011 9:39
9000	0.016	0.016	0.017	0.017	0.018	9/9/2011 9:40
9060	0.017	0.018	0.018	0.019	0.019	9/9/2011 9:41
9120	0.018	0.019	0.019	0.02	0.02	9/9/2011 9:42
9180	0.015	0.015	0.016	0.016	0.016	9/9/2011 9:43
9240	0.012	0.012	0.012	0.013	0.013	9/9/2011 9:44
9300	0.013	0.013	0.014	0.015	0.015	9/9/2011 9:45
9360	0.012	0.012	0.013	0.013	0.013	9/9/2011 9:46
9420	0.011	0.011	0.011	0.012	0.012	9/9/2011 9:47
9480	0.011	0.012	0.012	0.012	0.012	9/9/2011 9:48
9540	0.012	0.012	0.013	0.013	0.013	9/9/2011 9:49
9600	0.012	0.013	0.013	0.014	0.014	9/9/2011 9:50
9660	0.014	0.015	0.015	0.016	0.016	9/9/2011 9:51
9720	0.012	0.013	0.013	0.013	0.014	9/9/2011 9:52
9780	0.012	0.012	0.012	0.013	0.013	9/9/2011 9:53
9840	0.012	0.013	0.013	0.014	0.015	9/9/2011 9:54
9900	0.013	0.014	0.014	0.015	0.016	9/9/2011 9:55
9960	0.015	0.015	0.016	0.017	0.017	9/9/2011 9:56
10020	0.016	0.016	0.017	0.018	0.018	9/9/2011 9:57

10080	0.016	0.017	0.018	0.019	0.019	9/9/2011 9:58
10140	0.02	0.02	0.02	0.021	0.021	9/9/2011 9:59
10200	0.018	0.019	0.02	0.021	0.021	9/9/2011 10:00
10260	0.014	0.014	0.015	0.016	0.016	9/9/2011 10:01
10320	0.012	0.012	0.012	0.013	0.013	9/9/2011 10:02
10380	0.012	0.013	0.013	0.014	0.014	9/9/2011 10:03
10440	0.011	0.011	0.012	0.012	0.012	9/9/2011 10:04
10500	0.01	0.011	0.011	0.011	0.012	9/9/2011 10:05
10560	0.01	0.01	0.01	0.011	0.011	9/9/2011 10:06
10620	0.039	0.039	0.039	0.04	0.04	9/9/2011 10:07
10680	0.02	0.02	0.021	0.021	0.022	9/9/2011 10:08
10740	0.012	0.012	0.013	0.014	0.014	9/9/2011 10:09
10800	0.011	0.011	0.012	0.012	0.012	9/9/2011 10:10
10860	0.01	0.011	0.011	0.011	0.011	9/9/2011 10:11
10920	0.011	0.011	0.011	0.012	0.012	9/9/2011 10:12
10980	0.011	0.011	0.011	0.012	0.012	9/9/2011 10:13
11040	0.01	0.011	0.011	0.011	0.011	9/9/2011 10:14
11100	0.011	0.012	0.012	0.013	0.013	9/9/2011 10:15
11160	0.012	0.012	0.013	0.014	0.015	9/9/2011 10:16
11220	0.011	0.012	0.012	0.013	0.013	9/9/2011 10:17
11280	0.012	0.013	0.013	0.014	0.015	9/9/2011 10:18
11340	0.011	0.011	0.011	0.012	0.012	9/9/2011 10:19
11400	0.011	0.011	0.011	0.012	0.012	9/9/2011 10:20
11460	0.013	0.014	0.014	0.015	0.015	9/9/2011 10:21
11520	0.012	0.012	0.013	0.013	0.014	9/9/2011 10:22
11580	0.068	0.068	0.069	0.07	0.071	9/9/2011 10:23
11640	0.046	0.046	0.047	0.047	0.048	9/9/2011 10:24
11700	0.036	0.036	0.037	0.037	0.038	9/9/2011 10:25
11760	0.033	0.034	0.034	0.035	0.035	9/9/2011 10:26
11820	0.017	0.018	0.019	0.021	0.023	9/9/2011 10:27
11880	0.018	0.019	0.02	0.021	0.021	9/9/2011 10:28
11940	0.022	0.023	0.024	0.026	0.026	9/9/2011 10:29
12000	0.026	0.027	0.027	0.029	0.029	9/9/2011 10:30
12060	0.023	0.024	0.025	0.026	0.026	9/9/2011 10:31

12120	0.018	0.019	0.019	0.02	0.021	9/9/2011 10:32
12180	0.02	0.021	0.022	0.023	0.024	9/9/2011 10:33
12240	0.018	0.019	0.019	0.021	0.021	9/9/2011 10:34
12300	0.019	0.02	0.022	0.025	0.026	9/9/2011 10:35
12360	0.019	0.019	0.02	0.022	0.024	9/9/2011 10:36
12420	0.013	0.014	0.014	0.015	0.015	9/9/2011 10:37
12480	0.014	0.014	0.015	0.016	0.017	9/9/2011 10:38
12540	0.013	0.013	0.013	0.014	0.014	9/9/2011 10:39
12600	0.012	0.013	0.013	0.014	0.014	9/9/2011 10:40
12660	0.014	0.015	0.015	0.017	0.018	9/9/2011 10:41
12720	0.014	0.015	0.016	0.017	0.017	9/9/2011 10:42
12780	0.012	0.012	0.013	0.013	0.013	9/9/2011 10:43
12840	0.012	0.012	0.012	0.013	0.014	9/9/2011 10:44
12900	0.014	0.014	0.015	0.015	0.016	9/9/2011 10:45
12960	0.011	0.011	0.012	0.012	0.012	9/9/2011 10:46
13020	0.012	0.013	0.014	0.015	0.016	9/9/2011 10:47
13080	0.012	0.013	0.013	0.015	0.015	9/9/2011 10:48
13140	0.011	0.011	0.011	0.013	0.014	9/9/2011 10:49
13200	0.01	0.011	0.011	0.012	0.012	9/9/2011 10:50
13260	0.011	0.012	0.012	0.013	0.013	9/9/2011 10:51
13320	0.013	0.014	0.015	0.016	0.016	9/9/2011 10:52
13380	0.011	0.011	0.012	0.013	0.013	9/9/2011 10:53
13440	0.011	0.011	0.011	0.012	0.012	9/9/2011 10:54
13500	0.011	0.011	0.012	0.013	0.014	9/9/2011 10:55
13560	0.011	0.011	0.012	0.014	0.014	9/9/2011 10:56
13620	0.018	0.019	0.02	0.021	0.021	9/9/2011 10:57
13680	0.016	0.016	0.017	0.018	0.018	9/9/2011 10:58
13740	0.015	0.015	0.016	0.017	0.017	9/9/2011 10:59
13800	0.019	0.02	0.021	0.023	0.024	9/9/2011 11:00
13860	0.015	0.016	0.017	0.019	0.02	9/9/2011 11:01
13920	0.016	0.017	0.018	0.019	0.019	9/9/2011 11:02
13980	0.012	0.012	0.013	0.014	0.015	9/9/2011 11:03
14040	0.012	0.013	0.013	0.014	0.014	9/9/2011 11:04
14100	0.012	0.012	0.013	0.013	0.014	9/9/2011 11:05

14160	0.027	0.028	0.029	0.029	0.029	9/9/2011 11:06
14220	0.026	0.027	0.028	0.029	0.029	9/9/2011 11:07
14280	0.025	0.026	0.027	0.028	0.029	9/9/2011 11:08
14340	0.024	0.025	0.025	0.026	0.026	9/9/2011 11:09
14400	0.035	0.036	0.037	0.039	0.039	9/9/2011 11:10
14460	0.028	0.029	0.029	0.03	0.03	9/9/2011 11:11
14520	0.017	0.018	0.02	0.023	0.024	9/9/2011 11:12
14580	0.012	0.013	0.013	0.015	0.015	9/9/2011 11:13
14640	0.01	0.01	0.011	0.012	0.012	9/9/2011 11:14
14700	0.011	0.012	0.013	0.015	0.016	9/9/2011 11:15
14760	0.007	0.007	0.008	0.008	0.008	9/9/2011 11:16
14820	0.011	0.012	0.013	0.016	0.016	9/9/2011 11:17
14880	0.009	0.01	0.011	0.012	0.012	9/9/2011 11:18
14940	0.011	0.012	0.013	0.015	0.016	9/9/2011 11:19
15000	0.014	0.015	0.018	0.022	0.024	9/9/2011 11:20
15060	0.011	0.012	0.014	0.016	0.016	9/9/2011 11:21
15120	0.009	0.01	0.01	0.011	0.011	9/9/2011 11:22
15180	0.01	0.01	0.011	0.012	0.012	9/9/2011 11:23
15240	0.014	0.015	0.016	0.018	0.019	9/9/2011 11:24
15300	0.011	0.011	0.012	0.013	0.013	9/9/2011 11:25
15360	0.009	0.009	0.01	0.01	0.011	9/9/2011 11:26
15420	0.009	0.01	0.01	0.011	0.011	9/9/2011 11:27
15480	0.008	0.009	0.009	0.009	0.01	9/9/2011 11:28
15540	0.009	0.01	0.01	0.011	0.011	9/9/2011 11:29
15600	0.008	0.009	0.009	0.011	0.011	9/9/2011 11:30
15660	0.011	0.012	0.013	0.014	0.015	9/9/2011 11:31
15720	0.015	0.016	0.018	0.021	0.022	9/9/2011 11:32
15780	0.009	0.01	0.01	0.011	0.012	9/9/2011 11:33
15840	0.011	0.012	0.013	0.015	0.015	9/9/2011 11:34
15900	0.023	0.024	0.025	0.028	0.028	9/9/2011 11:35
15960	0.012	0.013	0.014	0.015	0.015	9/9/2011 11:36
16020	0.014	0.014	0.015	0.016	0.016	9/9/2011 11:37
16080	0.02	0.021	0.022	0.023	0.023	9/9/2011 11:38
16140	0.044	0.045	0.047	0.051	0.051	9/9/2011 11:39

16200	0.069	0.07	0.071	0.073	0.074	9/9/2011 11:40
16260	0.097	0.098	0.099	0.101	0.101	9/9/2011 11:41
16320	0.034	0.035	0.037	0.039	0.04	9/9/2011 11:42
16380	0.029	0.03	0.031	0.034	0.035	9/9/2011 11:43
16440	0.04	0.041	0.043	0.049	0.052	9/9/2011 11:44
16500	0.018	0.019	0.021	0.025	0.025	9/9/2011 11:45
16560	0.076	0.077	0.077	0.08	0.08	9/9/2011 11:46
16620	0.084	0.084	0.085	0.086	0.087	9/9/2011 11:47
16680	0.051	0.052	0.053	0.055	0.056	9/9/2011 11:48
16740	0.059	0.06	0.061	0.064	0.064	9/9/2011 11:49
16800	0.031	0.032	0.033	0.036	0.037	9/9/2011 11:50
16860	0.025	0.026	0.028	0.031	0.031	9/9/2011 11:51
16920	0.026	0.027	0.028	0.032	0.033	9/9/2011 11:52
16980	0.019	0.02	0.024	0.028	0.029	9/9/2011 11:53
17040	0.012	0.013	0.014	0.017	0.017	9/9/2011 11:54
17100	0.01	0.011	0.011	0.012	0.012	9/9/2011 11:55
17160	0.011	0.011	0.012	0.014	0.014	9/9/2011 11:56
17220	0.01	0.01	0.011	0.011	0.011	9/9/2011 11:57
17280	0.013	0.013	0.015	0.017	0.017	9/9/2011 11:58
17340	0.01	0.01	0.011	0.012	0.012	9/9/2011 11:59
17400	0.017	0.019	0.023	0.029	0.03	9/9/2011 12:00
17460	0.012	0.012	0.013	0.015	0.016	9/9/2011 12:01
17520	0.016	0.017	0.019	0.021	0.021	9/9/2011 12:02
17580	0.017	0.018	0.019	0.021	0.022	9/9/2011 12:03
17640	0.015	0.016	0.017	0.019	0.019	9/9/2011 12:04
17700	0.022	0.024	0.026	0.032	0.032	9/9/2011 12:05
17760	0.013	0.014	0.015	0.018	0.018	9/9/2011 12:06
17820	0.011	0.011	0.012	0.014	0.014	9/9/2011 12:07
17880	0.009	0.01	0.01	0.011	0.011	9/9/2011 12:08
17940	0.012	0.012	0.013	0.015	0.015	9/9/2011 12:09
18000	0.015	0.016	0.017	0.019	0.019	9/9/2011 12:10
18060	0.01	0.011	0.011	0.012	0.012	9/9/2011 12:11
18120	0.018	0.019	0.02	0.022	0.022	9/9/2011 12:12
18180	0.028	0.031	0.033	0.038	0.039	9/9/2011 12:13

18240	0.028	0.03	0.033	0.039	0.04	9/9/2011 12:14
18300	0.025	0.027	0.03	0.035	0.036	9/9/2011 12:15
18360	0.03	0.033	0.036	0.046	0.046	9/9/2011 12:16
18420	0.037	0.04	0.044	0.056	0.057	9/9/2011 12:17
18480	0.02	0.021	0.023	0.027	0.027	9/9/2011 12:18
18540	0.034	0.037	0.041	0.049	0.051	9/9/2011 12:19
18600	0.03	0.033	0.038	0.044	0.045	9/9/2011 12:20
18660	0.013	0.014	0.015	0.018	0.018	9/9/2011 12:21
18720	0.011	0.011	0.012	0.012	0.013	9/9/2011 12:22
18780	0.022	0.025	0.028	0.036	0.039	9/9/2011 12:23
18840	0.026	0.028	0.032	0.04	0.042	9/9/2011 12:24
18900	0.024	0.026	0.029	0.035	0.036	9/9/2011 12:25
18960	0.031	0.034	0.038	0.047	0.047	9/9/2011 12:26
19020	0.021	0.022	0.024	0.029	0.029	9/9/2011 12:27
19080	0.011	0.012	0.013	0.015	0.015	9/9/2011 12:28
19140	0.011	0.011	0.012	0.014	0.014	9/9/2011 12:29
19200	0.009	0.009	0.01	0.011	0.011	9/9/2011 12:30
19260	0.017	0.018	0.02	0.022	0.023	9/9/2011 12:31
19320	0.016	0.017	0.018	0.021	0.021	9/9/2011 12:32
19380	0.016	0.017	0.018	0.02	0.021	9/9/2011 12:33
19440	0.011	0.011	0.012	0.013	0.013	9/9/2011 12:34
19500	0.009	0.009	0.009	0.011	0.011	9/9/2011 12:35
19560	0.009	0.009	0.01	0.01	0.01	9/9/2011 12:36
19620	0.009	0.009	0.01	0.011	0.011	9/9/2011 12:37
19680	0.009	0.01	0.01	0.011	0.011	9/9/2011 12:38
19740	0.014	0.014	0.015	0.016	0.016	9/9/2011 12:39
19800	0.015	0.016	0.016	0.018	0.018	9/9/2011 12:40
19860	0.01	0.01	0.01	0.011	0.011	9/9/2011 12:41
19920	0.022	0.024	0.026	0.031	0.032	9/9/2011 12:42
19980	0.054	0.059	0.067	0.08	0.081	9/9/2011 12:43
20040	0.029	0.032	0.035	0.04	0.042	9/9/2011 12:44
20100	0.011	0.011	0.013	0.014	0.014	9/9/2011 12:45
20160	0.013	0.014	0.016	0.02	0.02	9/9/2011 12:46
20220	0.021	0.022	0.026	0.037	0.038	9/9/2011 12:47

20280	0.021	0.023	0.026	0.034	0.035	9/9/2011 12:48
20340	0.016	0.017	0.02	0.024	0.025	9/9/2011 12:49
20400	0.015	0.016	0.018	0.022	0.024	9/9/2011 12:50
20460	0.013	0.014	0.015	0.018	0.019	9/9/2011 12:51
20520	0.012	0.013	0.015	0.018	0.019	9/9/2011 12:52
20580	0.01	0.01	0.011	0.013	0.013	9/9/2011 12:53
20640	0.01	0.01	0.011	0.012	0.012	9/9/2011 12:54
20700	0.009	0.009	0.01	0.011	0.011	9/9/2011 12:55
20760	0.008	0.009	0.009	0.01	0.01	9/9/2011 12:56
20820	0.009	0.01	0.01	0.012	0.012	9/9/2011 12:57
20880	0.021	0.023	0.027	0.035	0.036	9/9/2011 12:58
20940	0.025	0.026	0.028	0.032	0.032	9/9/2011 12:59
21000	0.042	0.043	0.043	0.045	0.045	9/9/2011 13:00
21060	0.047	0.047	0.048	0.049	0.049	9/9/2011 13:01
21120	0.021	0.022	0.023	0.026	0.027	9/9/2011 13:02
21180	0.031	0.032	0.033	0.036	0.037	9/9/2011 13:03
21240	0.039	0.04	0.041	0.046	0.046	9/9/2011 13:04
21300	0.065	0.067	0.07	0.076	0.078	9/9/2011 13:05
21360	0.025	0.026	0.028	0.032	0.033	9/9/2011 13:06
21420	0.009	0.009	0.01	0.011	0.011	9/9/2011 13:07
21480	0	0	0	0	0	9/9/2011 13:08
21540	0	0	0	0	0	9/9/2011 13:09
21600	0	0	0	0	0	9/9/2011 13:10
21660	0.004	0.004	0.004	0.004	0.004	9/9/2011 13:11
21720	0	0	0	0	0	9/9/2011 13:12
21780	0	0	0	0	0	9/9/2011 13:13
21840	0	0	0	0	0	9/9/2011 13:14
21900	0	0	0	0	0	9/9/2011 13:15
21960	0	0	0	0	0	9/9/2011 13:16
22020	0	0	0	0	0	9/9/2011 13:17
22080	0	0	0	0	0	9/9/2011 13:18
22140	0	0	0	0	0	9/9/2011 13:19
22200	0	0	0	0	0	9/9/2011 13:20
22260	0	0	0	0	0	9/9/2011 13:21

24360	0	0	0	0	0	9/9/2011 13:56
24420	0	0	0	0	0	9/9/2011 13:57
24480	0	0	0	0	0	9/9/2011 13:58
24540	0	0	0	0	0	9/9/2011 13:59
24600	0	0	0	0	0	9/9/2011 14:00
24660	0	0	0	0	0.001	9/9/2011 14:01
24720	0	0	0	0	0	9/9/2011 14:02
24780	0	0	0	0	0	9/9/2011 14:03
24840	0	0	0	0	0	9/9/2011 14:04
24900	0	0	0	0	0	9/9/2011 14:05
24960	0	0	0	0	0	9/9/2011 14:06
25020	0	0	0	0	0	9/9/2011 14:07
25080	0	0	0	0	0	9/9/2011 14:08
25140	0	0	0	0	0	9/9/2011 14:09
25200	0	0	0	0	0	9/9/2011 14:10
25260	0	0	0	0	0	9/9/2011 14:11
25320	0	0	0	0	0	9/9/2011 14:12
25380	0	0	0	0	0	9/9/2011 14:13
25440	0	0	0	0	0	9/9/2011 14:14
25500	0	0	0	0	0	9/9/2011 14:15
25560	0	0	0	0	0	9/9/2011 14:16
25620	0	0	0	0	0	9/9/2011 14:17
25680	0	0	0	0	0	9/9/2011 14:18
25740	0	0	0	0	0	9/9/2011 14:19
25800	0	0	0	0	0.001	9/9/2011 14:20
25860	0	0	0	0.001	0.001	9/9/2011 14:21
25920	0	0	0	0.002	0.002	9/9/2011 14:22
25980	0	0	0	0	0	9/9/2011 14:23
26040	0	0	0	0	0	9/9/2011 14:24
26100	0	0	0	0	0	9/9/2011 14:25
26160	0	0	0	0	0	9/9/2011 14:26
26220	0	0	0	0	0	9/9/2011 14:27
26280	0	0	0	0	0	9/9/2011 14:28
26340	0	0	0	0.004	0.007	9/9/2011 14:29

26400	0	0	0	0	0	9/9/2011 14:30
26460	0	0	0	0.001	0.001	9/9/2011 14:31
26520	0.002	0.003	0.008	0.036	0.044	9/9/2011 14:32
26580	0	0	0	0.012	0.019	9/9/2011 14:33
26640	0	0	0.001	0.005	0.009	9/9/2011 14:34
26700	0	0	0	0.002	0.003	9/9/2011 14:35
26760	0.004	0.004	0.005	0.007	0.01	9/9/2011 14:36
26820	0.002	0.002	0.002	0.003	0.003	9/9/2011 14:37
26880	0.005	0.005	0.005	0.005	0.005	9/9/2011 14:38
26940	0.012	0.013	0.014	0.017	0.018	9/9/2011 14:39
27000	0.01	0.01	0.012	0.016	0.017	9/9/2011 14:40
27060	0.008	0.009	0.01	0.018	0.023	9/9/2011 14:41
27120	0.027	0.028	0.03	0.04	0.043	9/9/2011 14:42
27180	0	0	0	0.001	0.002	9/9/2011 14:43
27240	0	0	0	0	0	9/9/2011 14:44
27300	0.005	0.005	0.005	0.006	0.006	9/9/2011 14:45
27360	0	0	0	0	0	9/9/2011 14:46
27420	0.013	0.014	0.016	0.025	0.027	9/9/2011 14:47
27480	0	0	0	0	0	9/9/2011 14:48
27540	0.005	0.006	0.011	0.04	0.048	9/9/2011 14:49
27600	0.004	0.004	0.006	0.015	0.019	9/9/2011 14:50
27660	0.005	0.005	0.006	0.006	0.007	9/9/2011 14:51
27720	0.003	0.003	0.003	0.004	0.005	9/9/2011 14:52
27780	0.002	0.002	0.003	0.003	0.003	9/9/2011 14:53
27840	0.004	0.004	0.004	0.004	0.004	9/9/2011 14:54
27900	0.011	0.011	0.012	0.013	0.013	9/9/2011 14:55
27960	0.01	0.011	0.011	0.015	0.016	9/9/2011 14:56
28020	0.001	0.001	0.001	0.003	0.004	9/9/2011 14:57
28080	0.001	0.002	0.005	0.024	0.028	9/9/2011 14:58
28140	0.001	0.001	0.001	0.007	0.008	9/9/2011 14:59
28200	0	0	0	0	0	9/9/2011 15:00
28260	0	0	0	0	0	9/9/2011 15:01
28320	0	0	0	0	0	9/9/2011 15:02
28380	0	0	0	0	0	9/9/2011 15:03

28440	0	0	0	0	0	9/9/2011 15:04
28500	0	0	0	0	0	9/9/2011 15:05
28560	0	0	0	0.001	0.001	9/9/2011 15:06
28620	0	0	0	0	0	9/9/2011 15:07
28680	0	0	0	0	0	9/9/2011 15:08
28740	0.019	0.02	0.023	0.032	0.034	9/9/2011 15:09
28800	0.008	0.008	0.009	0.011	0.012	9/9/2011 15:10
28860	0.001	0.001	0.001	0.003	0.004	9/9/2011 15:11
28920	0.001	0.001	0.001	0.006	0.01	9/9/2011 15:12
28980	0	0	0	0	0	9/9/2011 15:13
29040	0	0	0	0	0	9/9/2011 15:14
29100	0	0	0	0	0	9/9/2011 15:15
29160	0.004	0.004	0.007	0.021	0.024	9/9/2011 15:16
29220	0	0	0	0.001	0.002	9/9/2011 15:17
29280	0	0	0	0	0	9/9/2011 15:18
29340	0	0	0	0	0	9/9/2011 15:19
29400	0.017	0.018	0.018	0.023	0.023	9/9/2011 15:20
29460	0.001	0.001	0.001	0.006	0.008	9/9/2011 15:21
29520	0.003	0.003	0.004	0.011	0.013	9/9/2011 15:22
29580	0.006	0.007	0.01	0.022	0.026	9/9/2011 15:23
29640	0	0	0	0.002	0.003	9/9/2011 15:24
29700	0	0	0	0	0	9/9/2011 15:25
29760	0.003	0.005	0.011	0.04	0.046	9/9/2011 15:26
29820	0	0	0.001	0.003	0.003	9/9/2011 15:27
29880	0	0	0	0	0	9/9/2011 15:28
29940	0	0	0	0	0	9/9/2011 15:29
30000	0	0	0	0	0	9/9/2011 15:30
30060	0	0	0	0	0	9/9/2011 15:31
30120	0	0	0	0	0	9/9/2011 15:32
30180	0.001	0.001	0.001	0.002	0.002	9/9/2011 15:33
30240	0	0	0	0	0	9/9/2011 15:34
30300	0	0	0	0	0	9/9/2011 15:35
30360	0	0	0	0.002	0.004	9/9/2011 15:36
30420	0	0	0	0.001	0.002	9/9/2011 15:37

30480	0	0	0	0	0	9/9/2011 15:38
30540	0	0	0	0	0	9/9/2011 15:39
30600	0	0	0	0	0	9/9/2011 15:40
30660	0	0	0	0	0	9/9/2011 15:41
30720	0.01	0.011	0.012	0.018	0.02	9/9/2011 15:42
30780	0.006	0.007	0.008	0.016	0.018	9/9/2011 15:43
30840	0.011	0.012	0.014	0.025	0.027	9/9/2011 15:44
30900	0	0	0	0.003	0.004	9/9/2011 15:45
30960	0	0	0	0.007	0.008	9/9/2011 15:46
31020	0	0	0	0	0.001	9/9/2011 15:47
31080	0	0	0	0	0	9/9/2011 15:48
31140	0	0	0	0	0	9/9/2011 15:49
31200	0	0	0	0.001	0.001	9/9/2011 15:50
31260	0	0	0	0	0	9/9/2011 15:51

Instrument Name	DustTrak DRX
Model Number	8533
Serial Number	8533112903
Firmware Version	2.8
Calibration Date	7/18/2011
Test Name	MANUAL_006
Test Start Time	7:52:36
Test Start Date	9/12/2011
Test Length [D:H:M]	0:04:17
Test Interval [M:S]	1:00
PM1 Average [mg/m3]	0.13
PM1 Minimum [mg/m3]	0.034
PM1 Maximum [mg/m3]	1.79
PM1 TWA [mg/m3]	0.07
PM2.5 Average [mg/m3]	0.135
PM2.5 Minimum [mg/m3]	0.035
PM2.5 Maximum [mg/m3]	1.81
PM2.5 TWA [mg/m3]	0.072
PM4 Average [mg/m3]	0.143
PM4 Minimum [mg/m3]	0.036
PM4 Maximum [mg/m3]	1.84
PM4 TWA [mg/m3]	0.076
PM10 Average [mg/m3]	0.173
PM10 Minimum [mg/m3]	0.038
PM10 Maximum [mg/m3]	2.15
PM10 TWA [mg/m3]	0.093
TOTAL Average [mg/m3]	0.184
TOTAL Minimum [mg/m3]	0.039
TOTAL Maximum [mg/m3]	2.37
TOTAL TWA [mg/m3]	0.099
Photometric User Cal	1
Size Correction User Cal	1
Flow User Cal	1
Errors	

Number of Samples

257

Elapsed Time [s]	PM1 [mg/m3]	PM2.5 [mg/m3]	PM4 [mg/m3]	PM10 [mg/m3]	TOTAL [mg/m3]	Date/Time	Alarms	Errors
60	1.79	1.81	1.84	2.15	2.37	9/12/2011 7:53		
120	0.055	0.058	0.063	0.074	0.08	9/12/2011 7:54		
180	0.061	0.066	0.072	0.085	0.089	9/12/2011 7:55		
240	1.15	1.16	1.18	1.35	1.51	9/12/2011 7:56		
300	0.454	0.458	0.468	0.518	0.552	9/12/2011 7:57		
360	0.357	0.363	0.371	0.4	0.416	9/12/2011 7:58		
420	0.123	0.131	0.141	0.169	0.175	9/12/2011 7:59		
480	0.101	0.108	0.116	0.142	0.148	9/12/2011 8:00		
540	0.071	0.075	0.08	0.099	0.102	9/12/2011 8:01		
600	0.734	0.743	0.766	0.963	1.08	9/12/2011 8:02		
660	0.207	0.212	0.223	0.3	0.384	9/12/2011 8:03		
720	0.067	0.07	0.073	0.085	0.089	9/12/2011 8:04		
780	0.064	0.067	0.071	0.083	0.084	9/12/2011 8:05		
840	0.073	0.077	0.081	0.093	0.096	9/12/2011 8:06		
900	0.073	0.078	0.082	0.094	0.098	9/12/2011 8:07		
960	0.083	0.09	0.095	0.108	0.111	9/12/2011 8:08		
1020	0.062	0.065	0.068	0.077	0.08	9/12/2011 8:09		
1080	0.076	0.081	0.086	0.098	0.101	9/12/2011 8:10		
1140	0.091	0.097	0.104	0.122	0.126	9/12/2011 8:11		
1200	0.098	0.104	0.111	0.128	0.131	9/12/2011 8:12		
1260	0.102	0.107	0.113	0.125	0.129	9/12/2011 8:13		
1320	0.106	0.111	0.115	0.127	0.129	9/12/2011 8:14		
1380	0.105	0.109	0.113	0.121	0.123	9/12/2011 8:15		
1440	0.133	0.139	0.144	0.154	0.156	9/12/2011 8:16		
1500	0.158	0.164	0.169	0.178	0.181	9/12/2011 8:17		
1560	0.19	0.198	0.205	0.219	0.221	9/12/2011 8:18		
1620	0.216	0.223	0.232	0.255	0.259	9/12/2011 8:19		
1680	0.178	0.182	0.186	0.195	0.197	9/12/2011 8:20		
1740	0.148	0.152	0.157	0.166	0.167	9/12/2011 8:21		
1800	0.114	0.117	0.121	0.125	0.126	9/12/2011 8:22		
1860	0.108	0.112	0.115	0.12	0.121	9/12/2011 8:23		

1920	0.204	0.211	0.217	0.235	0.242	9/12/2011 8:24
1980	0.231	0.238	0.248	0.299	0.337	9/12/2011 8:25
2040	0.154	0.16	0.169	0.191	0.198	9/12/2011 8:26
2100	0.113	0.119	0.126	0.149	0.155	9/12/2011 8:27
2160	0.11	0.113	0.119	0.135	0.138	9/12/2011 8:28
2220	0.113	0.116	0.121	0.132	0.135	9/12/2011 8:29
2280	0.117	0.12	0.123	0.134	0.136	9/12/2011 8:30
2340	0.089	0.092	0.094	0.1	0.1	9/12/2011 8:31
2400	0.043	0.045	0.046	0.051	0.052	9/12/2011 8:32
2460	0.04	0.041	0.043	0.047	0.049	9/12/2011 8:33
2520	0.043	0.045	0.048	0.053	0.054	9/12/2011 8:34
2580	0.055	0.058	0.061	0.072	0.075	9/12/2011 8:35
2640	0.064	0.068	0.072	0.079	0.081	9/12/2011 8:36
2700	0.065	0.07	0.074	0.085	0.089	9/12/2011 8:37
2760	0.068	0.073	0.078	0.091	0.093	9/12/2011 8:38
2820	0.078	0.083	0.088	0.104	0.109	9/12/2011 8:39
2880	0.167	0.173	0.18	0.23	0.255	9/12/2011 8:40
2940	0.152	0.155	0.158	0.164	0.165	9/12/2011 8:41
3000	0.194	0.197	0.199	0.203	0.203	9/12/2011 8:42
3060	0.169	0.171	0.174	0.178	0.18	9/12/2011 8:43
3120	0.13	0.133	0.135	0.142	0.143	9/12/2011 8:44
3180	0.089	0.091	0.094	0.098	0.098	9/12/2011 8:45
3240	0.093	0.096	0.098	0.102	0.104	9/12/2011 8:46
3300	0.121	0.125	0.128	0.132	0.132	9/12/2011 8:47
3360	0.088	0.09	0.093	0.099	0.101	9/12/2011 8:48
3420	0.07	0.071	0.073	0.077	0.077	9/12/2011 8:49
3480	0.095	0.098	0.102	0.116	0.119	9/12/2011 8:50
3540	0.116	0.12	0.125	0.154	0.159	9/12/2011 8:51
3600	0.129	0.133	0.139	0.165	0.175	9/12/2011 8:52
3660	0.146	0.15	0.157	0.194	0.208	9/12/2011 8:53
3720	0.151	0.157	0.164	0.184	0.189	9/12/2011 8:54
3780	0.127	0.133	0.14	0.17	0.179	9/12/2011 8:55
3840	0.112	0.117	0.122	0.14	0.143	9/12/2011 8:56
3900	0.109	0.113	0.119	0.14	0.143	9/12/2011 8:57

3960	0.072	0.074	0.078	0.092	0.095	9/12/2011 8:58
4020	0.053	0.056	0.059	0.067	0.07	9/12/2011 8:59
4080	0.067	0.07	0.073	0.085	0.089	9/12/2011 9:00
4140	0.077	0.079	0.081	0.09	0.092	9/12/2011 9:01
4200	0.081	0.083	0.086	0.095	0.098	9/12/2011 9:02
4260	0.133	0.135	0.141	0.171	0.178	9/12/2011 9:03
4320	0.147	0.149	0.155	0.175	0.178	9/12/2011 9:04
4380	0.109	0.114	0.123	0.17	0.182	9/12/2011 9:05
4440	0.124	0.131	0.144	0.199	0.215	9/12/2011 9:06
4500	0.107	0.113	0.126	0.199	0.236	9/12/2011 9:07
4560	0.089	0.093	0.1	0.127	0.136	9/12/2011 9:08
4620	0.094	0.1	0.108	0.139	0.146	9/12/2011 9:09
4680	0.103	0.11	0.118	0.137	0.14	9/12/2011 9:10
4740	0.107	0.115	0.123	0.138	0.141	9/12/2011 9:11
4800	0.097	0.103	0.108	0.12	0.123	9/12/2011 9:12
4860	0.116	0.123	0.129	0.147	0.153	9/12/2011 9:13
4920	0.117	0.123	0.129	0.143	0.15	9/12/2011 9:14
4980	0.1	0.105	0.11	0.125	0.13	9/12/2011 9:15
5040	0.156	0.164	0.17	0.184	0.188	9/12/2011 9:16
5100	0.173	0.181	0.19	0.22	0.228	9/12/2011 9:17
5160	0.121	0.129	0.14	0.188	0.199	9/12/2011 9:18
5220	0.178	0.186	0.192	0.205	0.211	9/12/2011 9:19
5280	0.172	0.181	0.187	0.2	0.204	9/12/2011 9:20
5340	0.189	0.197	0.201	0.212	0.214	9/12/2011 9:21
5400	0.147	0.155	0.159	0.173	0.177	9/12/2011 9:22
5460	0.155	0.165	0.173	0.2	0.206	9/12/2011 9:23
5520	0.083	0.089	0.096	0.124	0.13	9/12/2011 9:24
5580	0.275	0.29	0.337	0.634	0.736	9/12/2011 9:25
5640	0.141	0.148	0.173	0.345	0.394	9/12/2011 9:26
5700	0.034	0.035	0.037	0.044	0.047	9/12/2011 9:27
5760	0.095	0.1	0.106	0.133	0.139	9/12/2011 9:28
5820	0.134	0.143	0.158	0.22	0.235	9/12/2011 9:29
5880	0.18	0.192	0.209	0.272	0.284	9/12/2011 9:30
5940	0.166	0.175	0.182	0.207	0.212	9/12/2011 9:31

6000	0.17	0.178	0.184	0.199	0.202	9/12/2011 9:32
6060	0.17	0.178	0.184	0.201	0.206	9/12/2011 9:33
6120	0.142	0.148	0.152	0.163	0.165	9/12/2011 9:34
6180	0.111	0.116	0.119	0.129	0.132	9/12/2011 9:35
6240	0.126	0.13	0.133	0.145	0.15	9/12/2011 9:36
6300	0.113	0.119	0.124	0.139	0.144	9/12/2011 9:37
6360	0.113	0.118	0.122	0.131	0.133	9/12/2011 9:38
6420	0.112	0.118	0.121	0.126	0.129	9/12/2011 9:39
6480	0.172	0.183	0.188	0.199	0.2	9/12/2011 9:40
6540	0.183	0.193	0.204	0.241	0.251	9/12/2011 9:41
6600	0.249	0.26	0.271	0.307	0.316	9/12/2011 9:42
6660	0.227	0.241	0.273	0.412	0.46	9/12/2011 9:43
6720	0.212	0.223	0.242	0.325	0.344	9/12/2011 9:44
6780	0.287	0.306	0.337	0.455	0.487	9/12/2011 9:45
6840	0.223	0.238	0.259	0.333	0.353	9/12/2011 9:46
6900	0.196	0.21	0.223	0.271	0.283	9/12/2011 9:47
6960	0.19	0.203	0.215	0.256	0.266	9/12/2011 9:48
7020	0.124	0.131	0.135	0.144	0.148	9/12/2011 9:49
7080	0.099	0.105	0.115	0.151	0.161	9/12/2011 9:50
7140	0.098	0.105	0.116	0.164	0.178	9/12/2011 9:51
7200	0.05	0.053	0.056	0.065	0.067	9/12/2011 9:52
7260	0.035	0.035	0.036	0.038	0.039	9/12/2011 9:53
7320	0.063	0.067	0.073	0.089	0.093	9/12/2011 9:54
7380	0.051	0.053	0.056	0.066	0.069	9/12/2011 9:55
7440	0.071	0.075	0.081	0.101	0.108	9/12/2011 9:56
7500	0.065	0.068	0.072	0.086	0.09	9/12/2011 9:57
7560	0.057	0.06	0.062	0.068	0.069	9/12/2011 9:58
7620	0.076	0.079	0.085	0.108	0.12	9/12/2011 9:59
7680	0.105	0.11	0.117	0.138	0.145	9/12/2011 10:00
7740	0.14	0.145	0.151	0.178	0.191	9/12/2011 10:01
7800	0.098	0.103	0.111	0.138	0.148	9/12/2011 10:02
7860	0.102	0.108	0.118	0.158	0.173	9/12/2011 10:03
7920	0.124	0.132	0.139	0.167	0.172	9/12/2011 10:04
7980	0.112	0.117	0.125	0.161	0.173	9/12/2011 10:05

8040	0.102	0.107	0.112	0.125	0.129	9/12/2011 10:06
8100	0.154	0.159	0.162	0.172	0.175	9/12/2011 10:07
8160	0.187	0.194	0.199	0.219	0.224	9/12/2011 10:08
8220	0.143	0.149	0.155	0.171	0.177	9/12/2011 10:09
8280	0.113	0.123	0.137	0.175	0.182	9/12/2011 10:10
8340	0.091	0.098	0.11	0.139	0.145	9/12/2011 10:11
8400	0.139	0.15	0.168	0.233	0.245	9/12/2011 10:12
8460	0.108	0.116	0.129	0.172	0.182	9/12/2011 10:13
8520	0.102	0.11	0.121	0.152	0.159	9/12/2011 10:14
8580	0.115	0.122	0.132	0.162	0.167	9/12/2011 10:15
8640	0.17	0.18	0.2	0.308	0.342	9/12/2011 10:16
8700	0.138	0.145	0.151	0.166	0.17	9/12/2011 10:17
8760	0.638	0.65	0.666	0.784	0.854	9/12/2011 10:18
8820	0.155	0.164	0.173	0.199	0.203	9/12/2011 10:19
8880	0.094	0.099	0.107	0.135	0.143	9/12/2011 10:20
8940	0.068	0.071	0.075	0.086	0.089	9/12/2011 10:21
9000	0.066	0.068	0.071	0.078	0.08	9/12/2011 10:22
9060	0.06	0.064	0.066	0.069	0.071	9/12/2011 10:23
9120	0.058	0.06	0.062	0.069	0.071	9/12/2011 10:24
9180	0.07	0.074	0.078	0.09	0.094	9/12/2011 10:25
9240	0.077	0.081	0.086	0.103	0.108	9/12/2011 10:26
9300	0.05	0.052	0.054	0.06	0.062	9/12/2011 10:27
9360	0.053	0.055	0.058	0.066	0.068	9/12/2011 10:28
9420	0.067	0.071	0.073	0.08	0.081	9/12/2011 10:29
9480	0.091	0.096	0.1	0.115	0.117	9/12/2011 10:30
9540	0.096	0.101	0.105	0.119	0.123	9/12/2011 10:31
9600	0.103	0.107	0.11	0.119	0.123	9/12/2011 10:32
9660	0.088	0.092	0.095	0.104	0.107	9/12/2011 10:33
9720	0.078	0.081	0.084	0.094	0.095	9/12/2011 10:34
9780	0.122	0.128	0.134	0.151	0.158	9/12/2011 10:35
9840	0.084	0.088	0.092	0.1	0.104	9/12/2011 10:36
9900	0.085	0.09	0.096	0.115	0.12	9/12/2011 10:37
9960	0.056	0.058	0.061	0.07	0.071	9/12/2011 10:38
10020	0.075	0.079	0.084	0.105	0.109	9/12/2011 10:39

10080	0.096	0.101	0.109	0.138	0.144	9/12/2011 10:40
10140	0.084	0.088	0.095	0.114	0.123	9/12/2011 10:41
10200	0.093	0.098	0.103	0.123	0.128	9/12/2011 10:42
10260	0.091	0.095	0.099	0.113	0.116	9/12/2011 10:43
10320	0.089	0.094	0.098	0.107	0.111	9/12/2011 10:44
10380	0.084	0.089	0.093	0.107	0.109	9/12/2011 10:45
10440	0.102	0.107	0.115	0.151	0.162	9/12/2011 10:46
10500	0.083	0.087	0.092	0.107	0.112	9/12/2011 10:47
10560	0.092	0.097	0.103	0.123	0.131	9/12/2011 10:48
10620	0.085	0.089	0.092	0.102	0.103	9/12/2011 10:49
10680	0.088	0.092	0.096	0.107	0.108	9/12/2011 10:50
10740	0.092	0.095	0.099	0.11	0.111	9/12/2011 10:51
10800	0.206	0.211	0.218	0.27	0.297	9/12/2011 10:52
10860	0.105	0.111	0.116	0.132	0.135	9/12/2011 10:53
10920	0.083	0.087	0.09	0.098	0.1	9/12/2011 10:54
10980	0.095	0.099	0.103	0.116	0.119	9/12/2011 10:55
11040	0.078	0.081	0.083	0.089	0.09	9/12/2011 10:56
11100	0.125	0.131	0.137	0.159	0.163	9/12/2011 10:57
11160	0.096	0.1	0.103	0.115	0.117	9/12/2011 10:58
11220	0.085	0.088	0.09	0.096	0.098	9/12/2011 10:59
11280	0.068	0.07	0.072	0.075	0.076	9/12/2011 11:00
11340	0.11	0.116	0.121	0.132	0.133	9/12/2011 11:01
11400	0.119	0.121	0.125	0.148	0.156	9/12/2011 11:02
11460	0.113	0.118	0.123	0.136	0.137	9/12/2011 11:03
11520	0.116	0.121	0.126	0.141	0.144	9/12/2011 11:04
11580	0.087	0.091	0.094	0.105	0.109	9/12/2011 11:05
11640	0.065	0.067	0.071	0.08	0.082	9/12/2011 11:06
11700	0.101	0.105	0.113	0.145	0.154	9/12/2011 11:07
11760	0.09	0.095	0.105	0.148	0.162	9/12/2011 11:08
11820	0.104	0.11	0.122	0.167	0.188	9/12/2011 11:09
11880	0.106	0.113	0.129	0.198	0.219	9/12/2011 11:10
11940	0.116	0.123	0.136	0.188	0.206	9/12/2011 11:11
12000	0.145	0.155	0.176	0.277	0.312	9/12/2011 11:12
12060	0.099	0.105	0.119	0.185	0.204	9/12/2011 11:13

12120	0.114	0.12	0.136	0.203	0.217	9/12/2011 11:14
12180	0.098	0.103	0.112	0.149	0.157	9/12/2011 11:15
12240	0.057	0.059	0.062	0.07	0.071	9/12/2011 11:16
12300	0.054	0.055	0.056	0.059	0.059	9/12/2011 11:17
12360	0.107	0.109	0.112	0.121	0.123	9/12/2011 11:18
12420	0.073	0.075	0.079	0.096	0.1	9/12/2011 11:19
12480	0.1	0.102	0.104	0.111	0.113	9/12/2011 11:20
12540	0.088	0.09	0.094	0.111	0.114	9/12/2011 11:21
12600	0.069	0.071	0.075	0.091	0.095	9/12/2011 11:22
12660	0.19	0.191	0.193	0.202	0.204	9/12/2011 11:23
12720	0.211	0.221	0.252	0.428	0.501	9/12/2011 11:24
12780	0.093	0.097	0.106	0.15	0.163	9/12/2011 11:25
12840	0.158	0.167	0.191	0.328	0.389	9/12/2011 11:26
12900	0.207	0.215	0.235	0.353	0.41	9/12/2011 11:27
12960	0.173	0.183	0.208	0.334	0.38	9/12/2011 11:28
13020	0.055	0.057	0.06	0.072	0.078	9/12/2011 11:29
13080	0.079	0.082	0.088	0.112	0.123	9/12/2011 11:30
13140	0.087	0.091	0.097	0.124	0.131	9/12/2011 11:31
13200	0.086	0.089	0.095	0.116	0.122	9/12/2011 11:32
13260	0.087	0.09	0.095	0.115	0.119	9/12/2011 11:33
13320	0.151	0.154	0.158	0.176	0.187	9/12/2011 11:34
13380	0.1	0.102	0.105	0.113	0.116	9/12/2011 11:35
13440	0.089	0.092	0.096	0.11	0.113	9/12/2011 11:36
13500	0.084	0.087	0.091	0.104	0.109	9/12/2011 11:37
13560	0.096	0.099	0.103	0.118	0.122	9/12/2011 11:38
13620	0.085	0.088	0.093	0.108	0.112	9/12/2011 11:39
13680	0.092	0.093	0.096	0.116	0.124	9/12/2011 11:40
13740	0.083	0.084	0.086	0.096	0.098	9/12/2011 11:41
13800	0.075	0.077	0.082	0.104	0.11	9/12/2011 11:42
13860	0.068	0.071	0.075	0.088	0.092	9/12/2011 11:43
13920	0.059	0.062	0.065	0.077	0.081	9/12/2011 11:44
13980	0.106	0.113	0.126	0.165	0.176	9/12/2011 11:45
14040	0.115	0.122	0.135	0.184	0.192	9/12/2011 11:46
14100	0.135	0.145	0.165	0.236	0.253	9/12/2011 11:47

14160	0.088	0.093	0.103	0.134	0.139	9/12/2011 11:48
14220	0.096	0.101	0.11	0.138	0.143	9/12/2011 11:49
14280	0.11	0.115	0.121	0.144	0.152	9/12/2011 11:50
14340	0.079	0.082	0.086	0.095	0.099	9/12/2011 11:51
14400	0.067	0.069	0.071	0.078	0.079	9/12/2011 11:52
14460	0.079	0.081	0.084	0.094	0.096	9/12/2011 11:53
14520	0.067	0.069	0.071	0.077	0.078	9/12/2011 11:54
14580	0.057	0.059	0.06	0.065	0.066	9/12/2011 11:55
14640	0.055	0.056	0.058	0.061	0.062	9/12/2011 11:56
14700	0.066	0.068	0.07	0.075	0.077	9/12/2011 11:57
14760	0.056	0.057	0.058	0.062	0.063	9/12/2011 11:58
14820	0.107	0.11	0.114	0.125	0.129	9/12/2011 11:59
14880	0.199	0.204	0.216	0.273	0.3	9/12/2011 12:00
14940	0.151	0.153	0.157	0.17	0.177	9/12/2011 12:01
15000	0.073	0.076	0.081	0.098	0.105	9/12/2011 12:02
15060	0.225	0.237	0.263	0.397	0.446	9/12/2011 12:03
15120	0.193	0.203	0.228	0.349	0.395	9/12/2011 12:04
15180	0.223	0.239	0.279	0.479	0.552	9/12/2011 12:05
15240	0.195	0.206	0.235	0.359	0.403	9/12/2011 12:06
15300	0.161	0.171	0.193	0.292	0.317	9/12/2011 12:07
15360	0.163	0.17	0.185	0.245	0.261	9/12/2011 12:08
15420	0.2	0.207	0.223	0.29	0.309	9/12/2011 12:09