



# Former Fulton MGP Site – Parcel III and Portion of Parcel IV

## Daily CAMP Report

DATE: 12/22/23  
 FILE NO: 03.0034060.10

Daily Report No.: 494

This Daily Air Monitoring Report summarizes perimeter air monitoring data collected during the referenced period in accordance with the Community Air Monitoring Plan (CAMP) which was included as part of the NYSDEC approved Remedial Action Work Plan for the Former Fulton Manufactured Gas Plant (MGP) Site – Parcel III and Portion of Parcel IV. Note: the information included in this daily summary is based on preliminary results and is subject to change based on data validation.

<b>Reporting Period:</b>	Friday, December 22 2023		
<b>Weather</b>	Temperature: 27.70 – 39.20°F	Precipitation: 0.00 in	Relative Humidity: 45.46%
	Wind Speed: 0.00– 5.87mph	Prevailing Wind Direction: S/E	
<b>Concentrations detected above the Action Level</b>	AMS-1: none	AMS-4: none	
	AMS-2: none	AMS-5: none	
	AMS-3: none	HH-1 (handheld readings along Degraw St): none	
<b>Summary of Site Activities</b>	<ul style="list-style-type: none"> <li>GZA continued CAMP monitoring 24 hours per day.</li> <li>CEI excavated in the Green Zone. Excavated material was stockpiled inside the TFS.</li> <li>CEI transported two truckloads of non-hazardous soil and two truckloads of non-hazardous concrete to WM Fairless for disposal.</li> <li>CEI operated the vapor management system (VMS) and dewatered the excavation.</li> <li>CEI continued welding bracing for the Parcel III holder excavation support system.</li> <li>CEI demobilized the frac tank and continued relocating materials from the Blue Zone to the Orange Zone.</li> <li>CEI refueled equipment , refreshed utility mark outs and secured the Site for the weekend.</li> </ul>		
<b>Community Inquiries</b>	<ul style="list-style-type: none"> <li>None</li> </ul>		
<b>Other</b>	<ul style="list-style-type: none"> <li>None</li> </ul>		

Figure 1 – CAMP Station Locations





**Former Fulton MGP Site – Parcel III and Portion of Parcel IV  
Daily CAMP Report**

**DATE:** 12/22/23  
**FILE NO:** 03.0034060.10

Daily Report No.: 494

**TABLE 1 – OFFSITE HANDHELD AIR MONITORING DATA**

DATE	TIME	LOCATION	TVOC ppm	PM <sub>10</sub> mg/m <sup>3</sup>	NOTES
12/22/2023	8:30 AM	HH-1	0.0	0.008	-
12/22/2023	10:30 AM	HH-1	0.0	0.029	-
12/22/2023	12:30 PM	HH-1	0.0	0.013	-

**TABLE 2 – ODOR AND VISIBLE DUST MONITORING LOG**

DATE	TIME	NUISANCE ODORS (YES/NO)	VISIBLE DUST (YES/NO)	NOTES
12/22/2023	8:30 AM	NO	NO	-
12/22/2023	10:30 AM	NO	NO	-
12/22/2023	12:30 PM	NO	NO	-

**Attachments:**

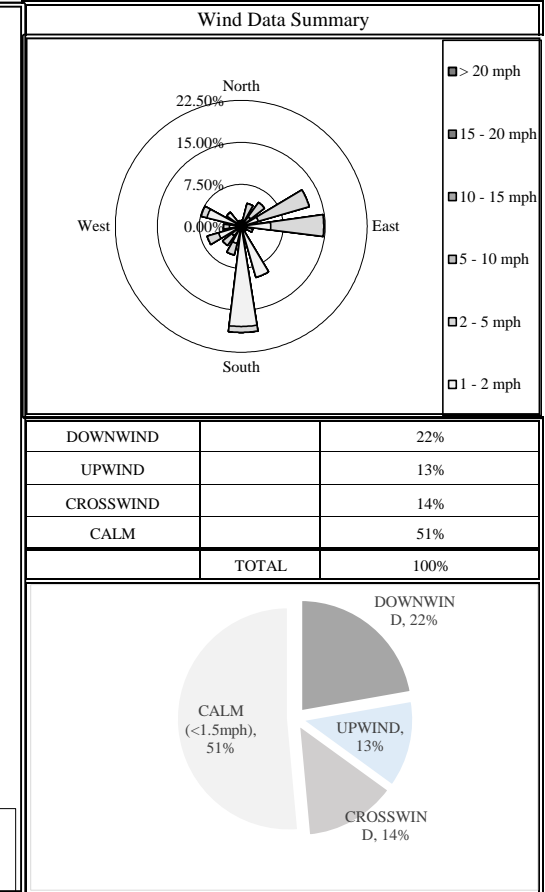
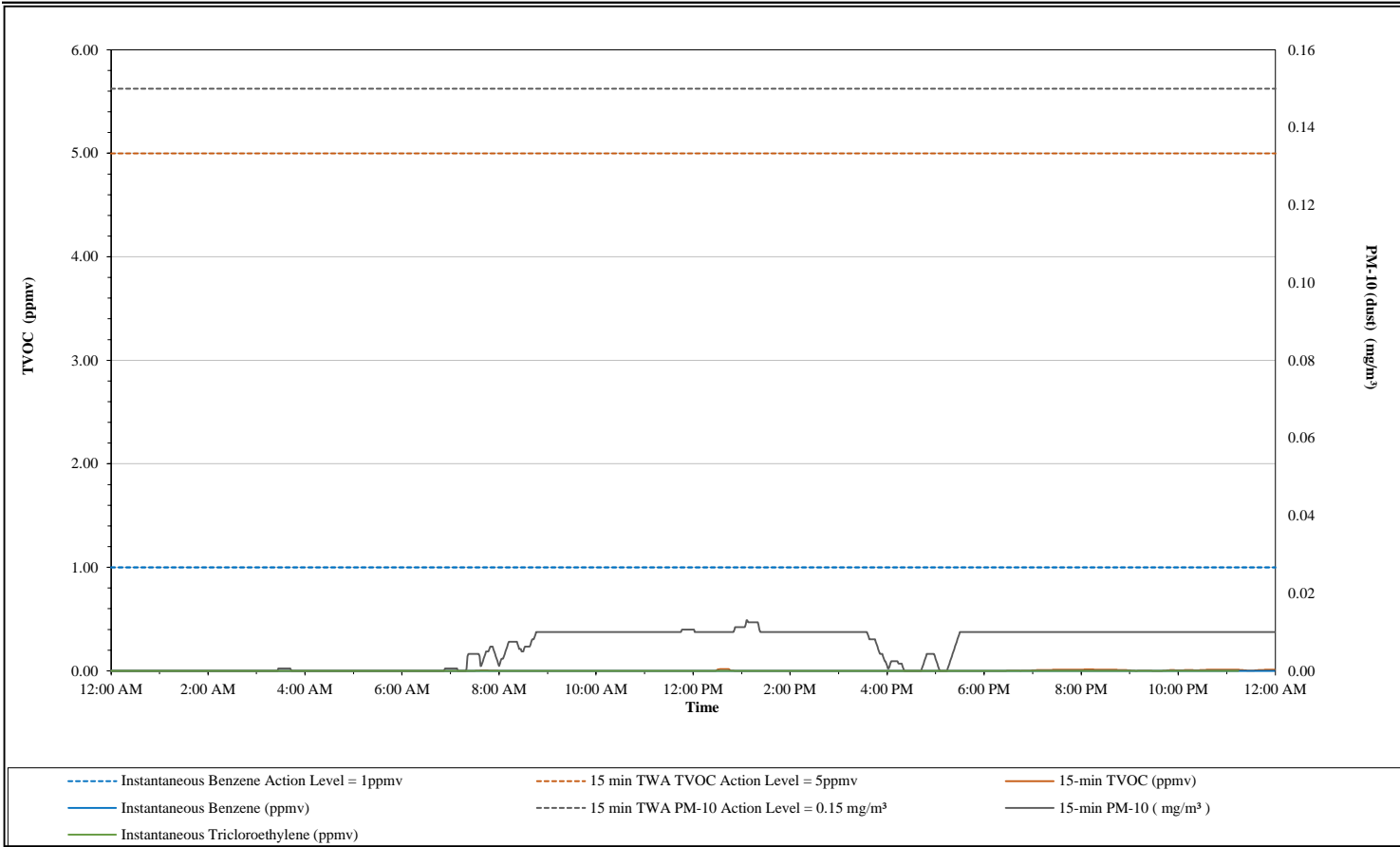
Daily Data Summary – Air Monitoring Stations 1 through 5

Prepared by: Geder Mena  
Engineer I

Reviewed by: Dan Amate  
Associate Principal

**AirLogics LLC Perimeter Air Monitoring Systems**  
 Former Fulton MGP Site  
 Parcel III and Portion of Parcel IV  
 Brooklyn, NY

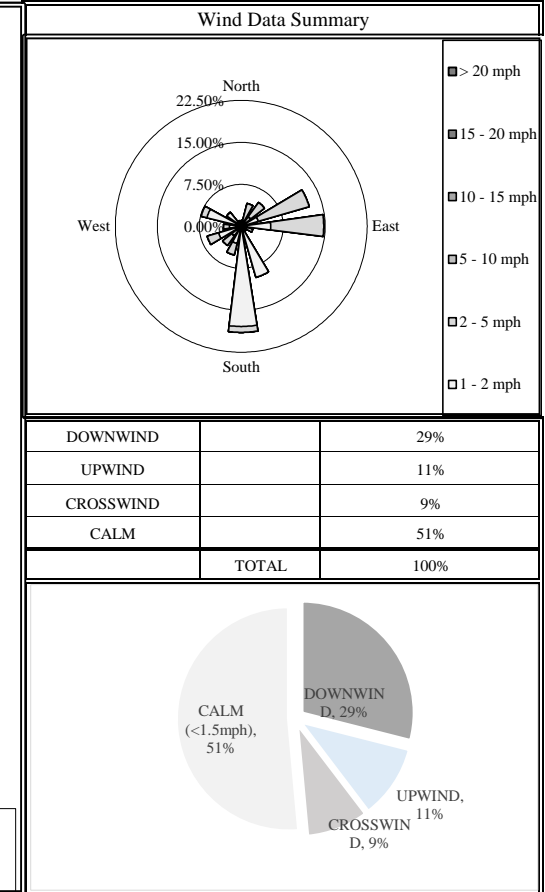
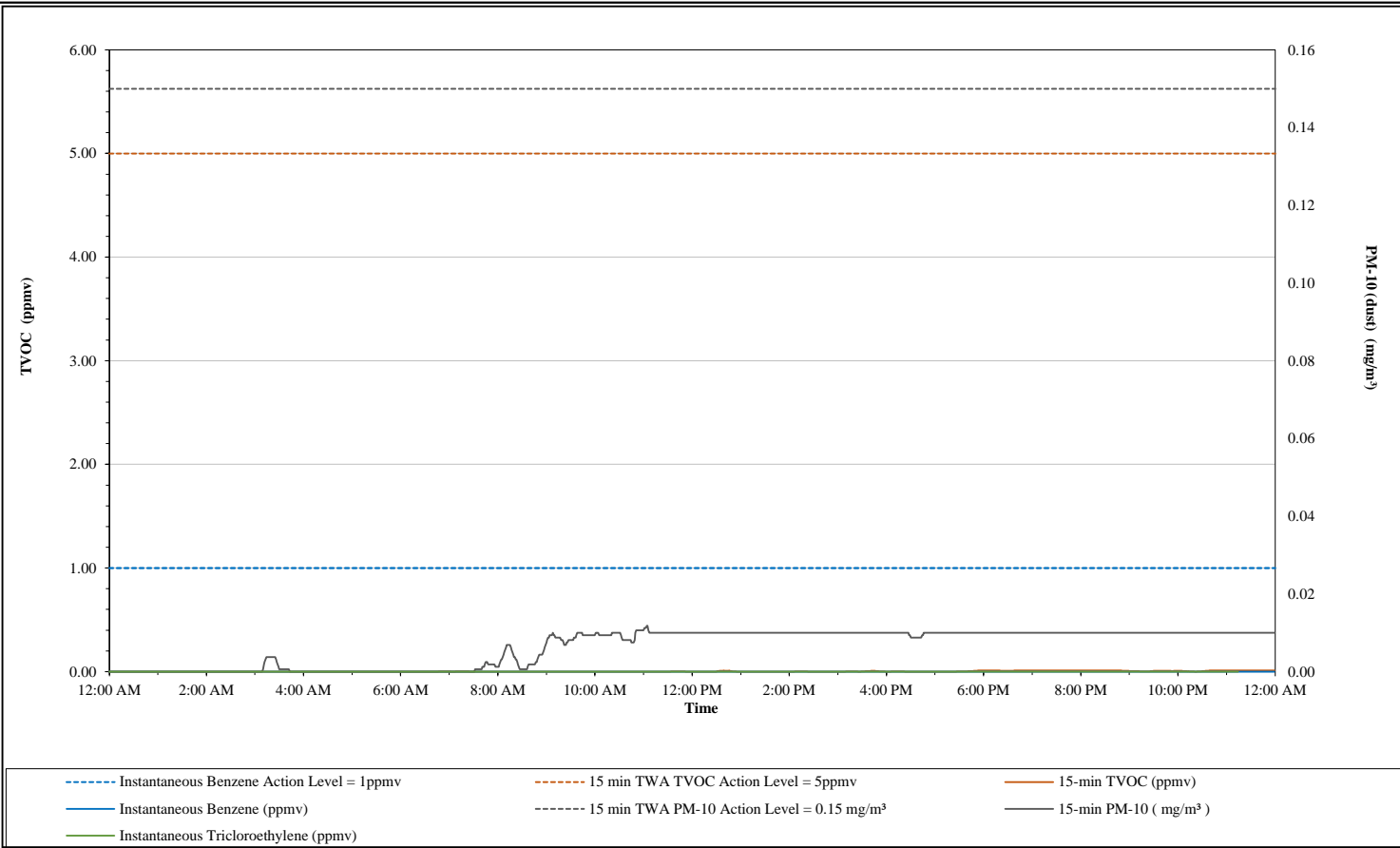
AMS 1



15 Minute TWA Data Summary Statistics				Instantaneous Compound Specific Data			
TVOC min =	0.00	PM-10 min =	0.00	Benzene min =	0.00	TCE min =	0.00
TVOC max =	0.02	PM-10 max =	0.01	Benzene max =	0.00	TCE max =	0.00
TVOC 24hr Avg =	0.00	PM-10 24hr Avg =	0.01				

**AirLogics LLC Perimeter Air Monitoring Systems**  
 Former Fulton MGP Site  
 Parcel III and Portion of Parcel IV  
 Brooklyn, NY

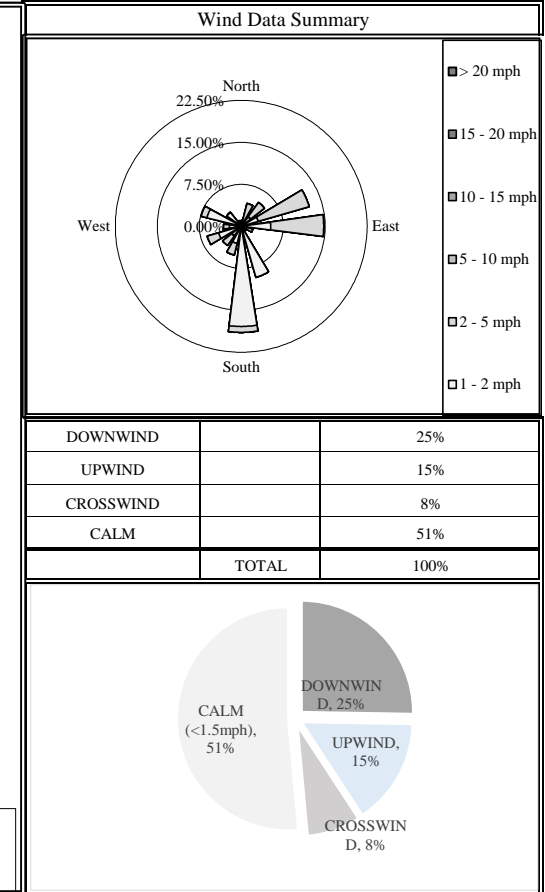
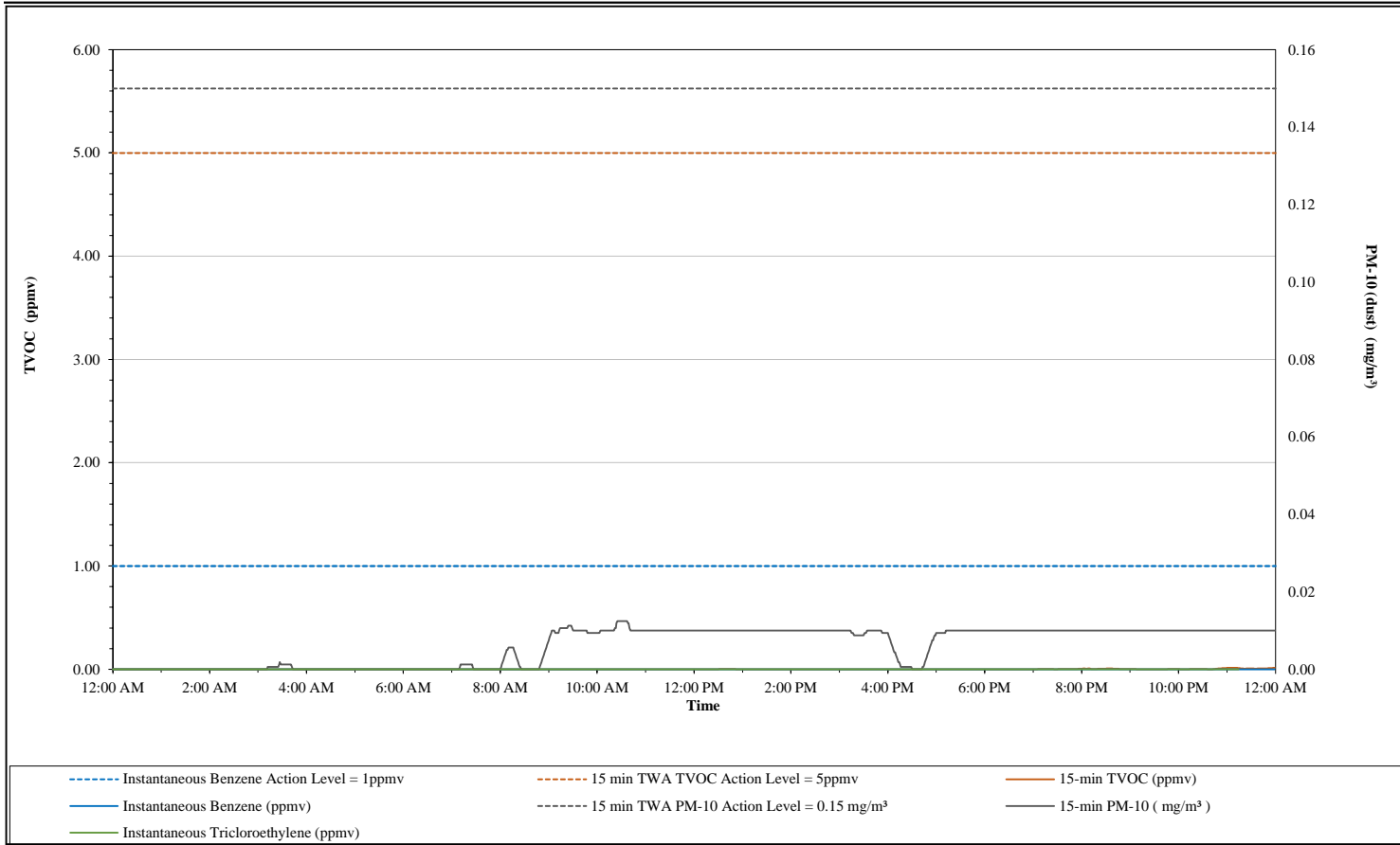
AMS 2



15 Minute TWA Data Summary Statistics				Instantaneous Compound Specific Data			
TVOC min =	0.00	PM-10 min =	0.00	Benzene min =	0.00	TCE min =	0.00
TVOC max =	0.01	PM-10 max =	0.01	Benzene max =	0.00	TCE max =	0.00
TVOC 24hr Avg =	0.00	PM-10 24hr Avg =	0.01				

**AirLogics LLC Perimeter Air Monitoring Systems**  
 Former Fulton MGP Site  
 Parcel III and Portion of Parcel IV  
 Brooklyn, NY

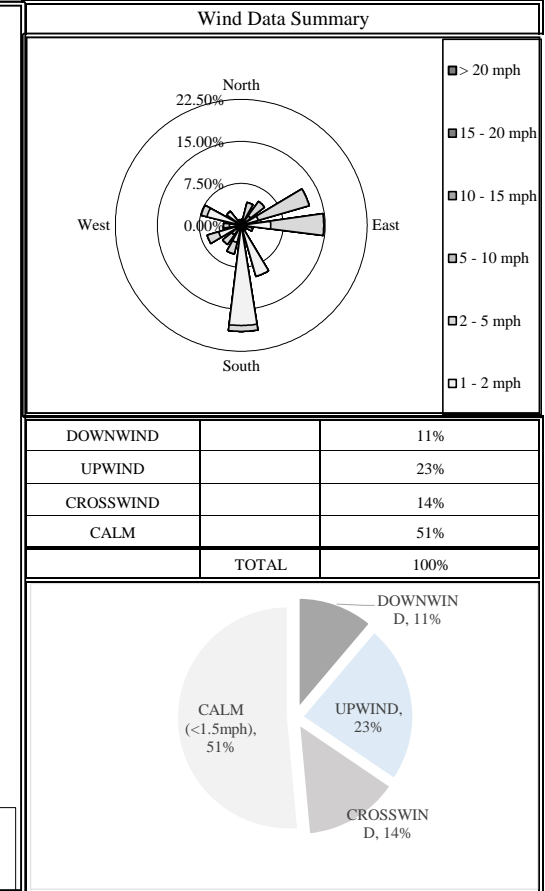
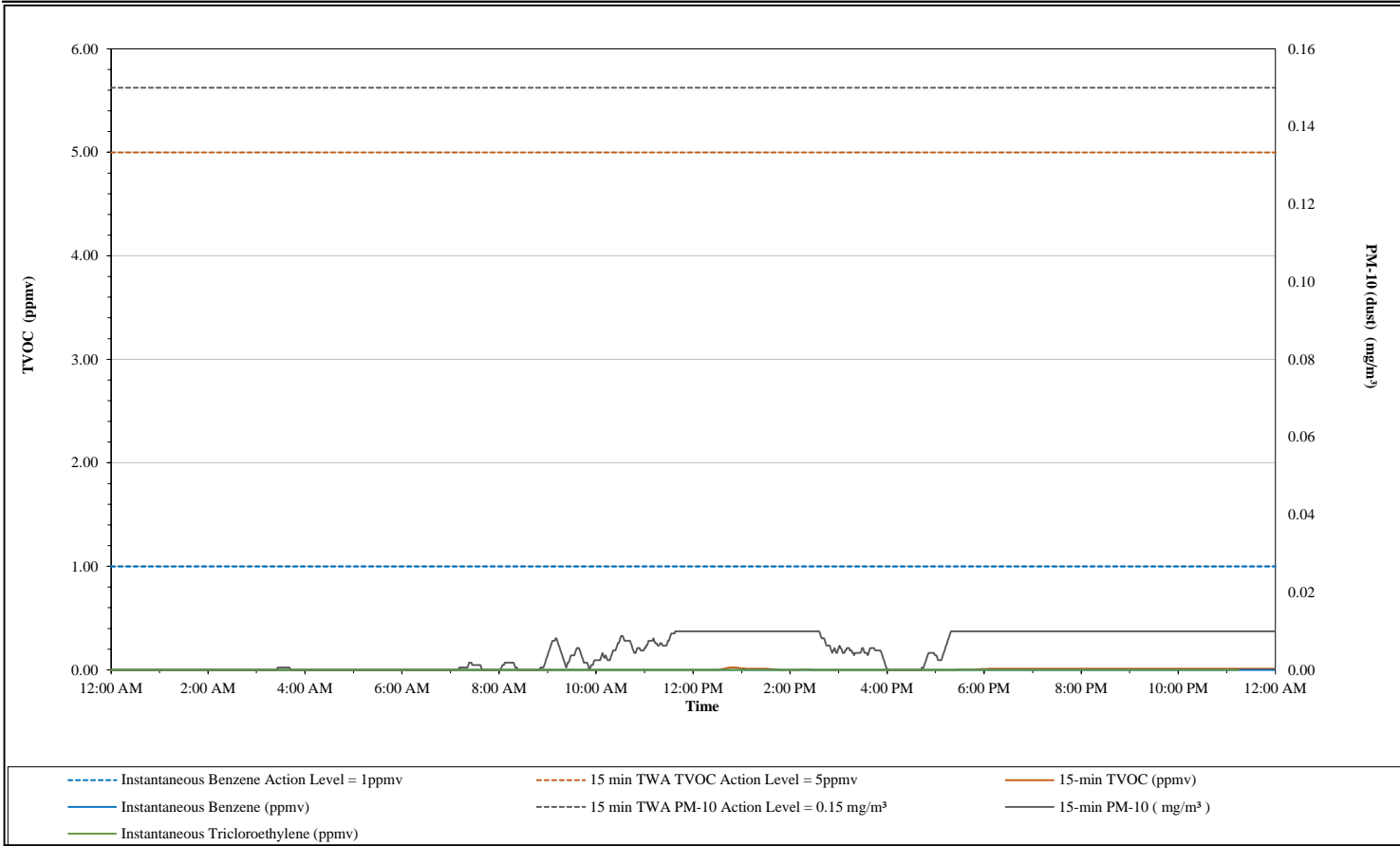
AMS 3



15 Minute TWA Data Summary Statistics				Instantaneous Compound Specific Data			
TVOC min =	0.00	PM-10 min =	0.00	Benzene min =	0.00	TCE min =	0.00
TVOC max =	0.02	PM-10 max =	0.01	Benzene max =	0.00	TCE max =	0.00
TVOC 24hr Avg =	0.00	PM-10 24hr Avg =	0.01				

**AirLogics LLC Perimeter Air Monitoring Systems**  
 Former Fulton MGP Site  
 Parcel III and Portion of Parcel IV  
 Brooklyn, NY

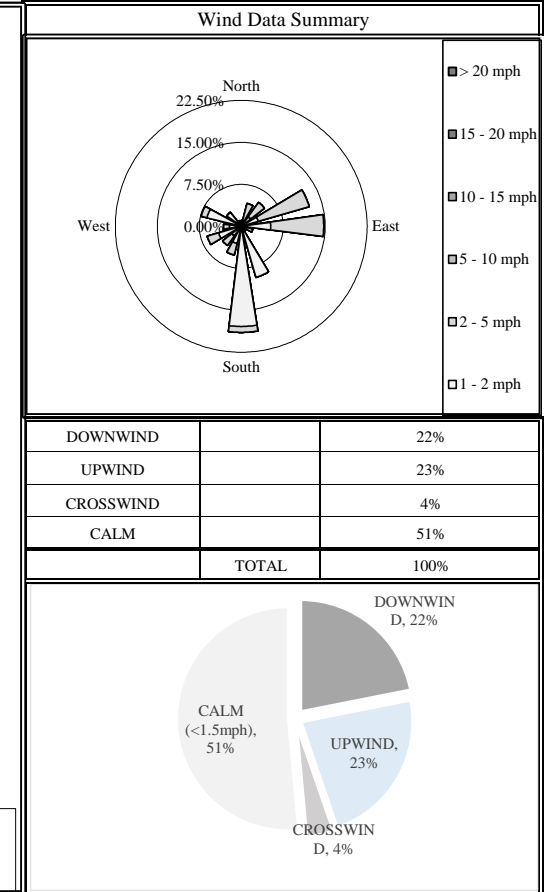
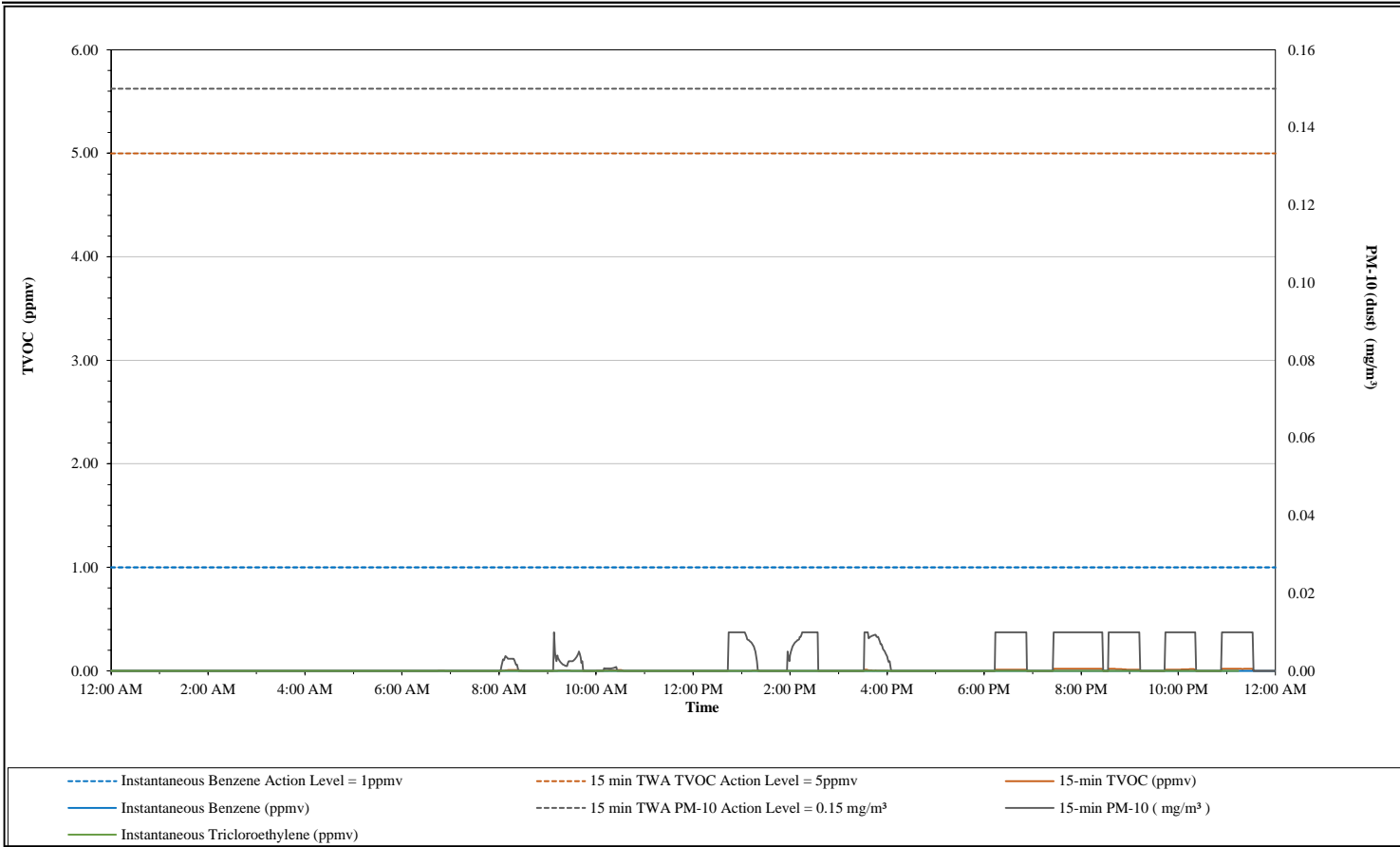
AMS 4



15 Minute TWA Data Summary Statistics				Instantaneous Compound Specific Data			
TVOC min =	0.00	PM-10 min =	0.00	Benzene min =	0.00	TCE min =	0.00
TVOC max =	0.03	PM-10 max =	0.01	Benzene max =	0.00	TCE max =	0.00
TVOC 24hr Avg =	0.00	PM-10 24hr Avg =	0.01				

**AirLogics LLC Perimeter Air Monitoring Systems**  
 Former Fulton MGP Site  
 Parcel III and Portion of Parcel IV  
 Brooklyn, NY

**AMS 5**



15 Minute TWA Data Summary Statistics				Instantaneous Compound Specific Data			
TVOC min =	0.00	PM-10 min =	0.00	Benzene min =	0.00	TCE min =	0.00
TVOC max =	0.02	PM-10 max =	0.01	Benzene max =	0.00	TCE max =	0.00
TVOC 24hr Avg =	0.01	PM-10 24hr Avg =	0.00				