



Former Fulton MGP Site – Parcel III and Portion of Parcel IV Daily CAMP Report

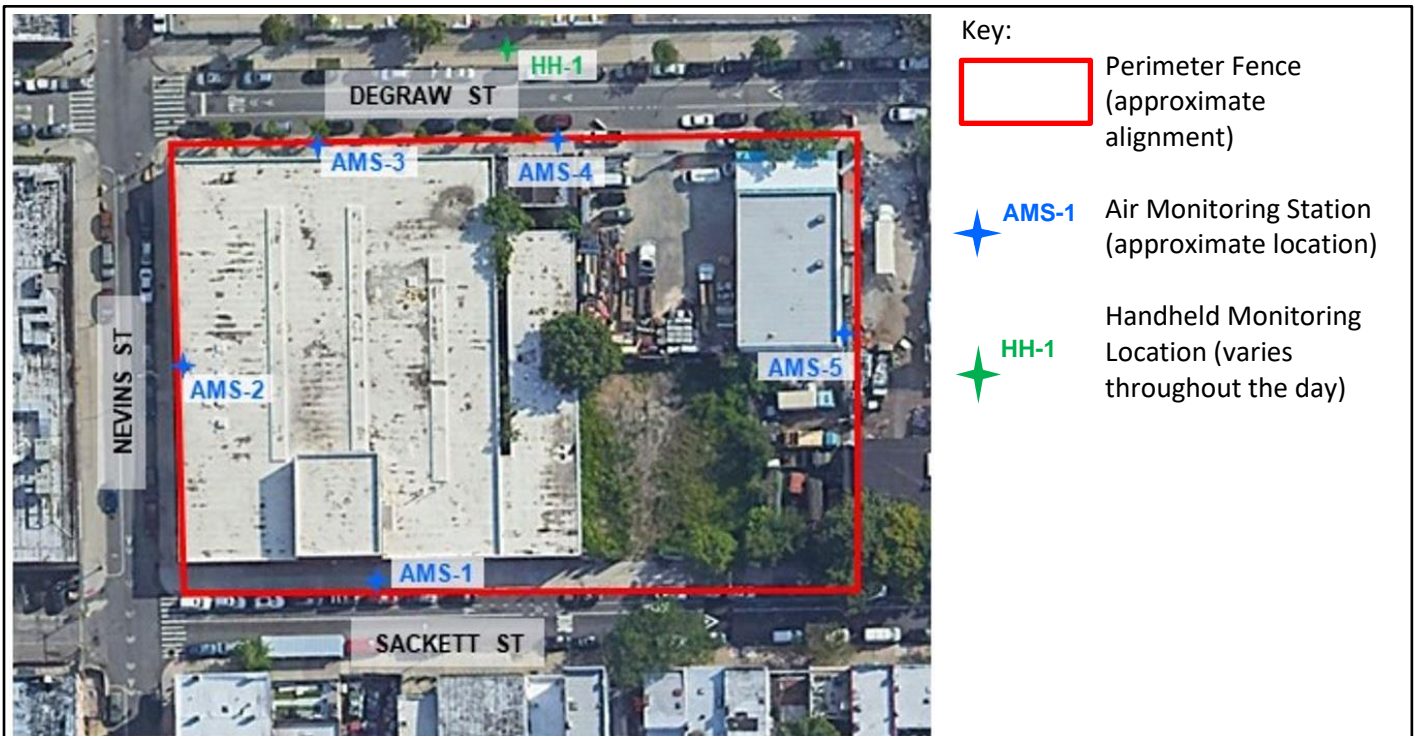
DATE: 01/29/24
FILE NO: 03.0034060.10

Daily Report No.: 532

This Daily Air Monitoring Report summarizes perimeter air monitoring data collected during the referenced period in accordance with the Community Air Monitoring Plan (CAMP) which was included as part of the NYSDEC approved Remedial Action Work Plan for the Former Fulton Manufactured Gas Plant (MGP) Site – Parcel III and Portion of Parcel IV. Note: the information included in this daily summary is based on preliminary results and is subject to change based on data validation.

Reporting Period:	Monday January 29, 2024		
Weather	Temperature: 37.00– 40.50 °F	Precipitation: 0.12 in	Relative Humidity: 91.81%
	Wind Speed: 0.11– 7.49 mph	Prevailing Wind Direction: NW	
Concentrations detected above the Action Level	AMS-1: none	AMS-4: none	
	AMS-2: none	AMS-5: none	
	AMS-3: none	HH-1 (handheld readings along Degraw St): none	
Summary of Site Activities	<ul style="list-style-type: none"> GZA continued CAMP monitoring 24 hours per day. CEI continued excavating in the western portion of Parcel III and covered material with foam and poly sheeting. CEI transported 22 truckloads of non-hazardous soil to WM Fairless Landfill for disposal. CEI operated the vapor management system (VMS). CEI continued installing and welding bracing for the Parcel III holder excavation support system. CEI received deliveries, performed general housekeeping and refueled equipment. 		
Community Inquiries	<ul style="list-style-type: none"> None 		
Other	<ul style="list-style-type: none"> None 		

Figure 1 – CAMP Station Locations





**Former Fulton MGP Site – Parcel III and Portion of Parcel IV
Daily CAMP Report**

DATE: 01/29/24
FILE NO: 03.0034060.10

Daily Report No.: 532

TABLE 1 – OFFSITE HANDHELD AIR MONITORING DATA

DATE	TIME	LOCATION	TVOC ppm	PM ₁₀ mg/m ³	NOTES
01/29/2024	8:30 AM	HH-1	0.0	0.019	Cloudy
01/29/2024	10:30 AM	HH-1	0.0	0.021	Cloudy
01/29/2024	12:30 PM	HH-1	0.0	0.037	Cloudy
01/29/2024	2:30 PM	HH-1	0.0	0.043	Cloudy

TABLE 2 – ODOR AND VISIBLE DUST MONITORING LOG

DATE	TIME	NUISANCE ODORS (YES/NO)	VISIBLE DUST (YES/NO)	NOTES
01/29/2024	8:30 AM	NO	NO	Cloudy
01/29/2024	10:30 AM	NO	NO	Cloudy
01/29/2024	12:30 PM	NO	NO	Cloudy
01/29/2024	2:30 PM	NO	NO	Cloudy

Attachments:

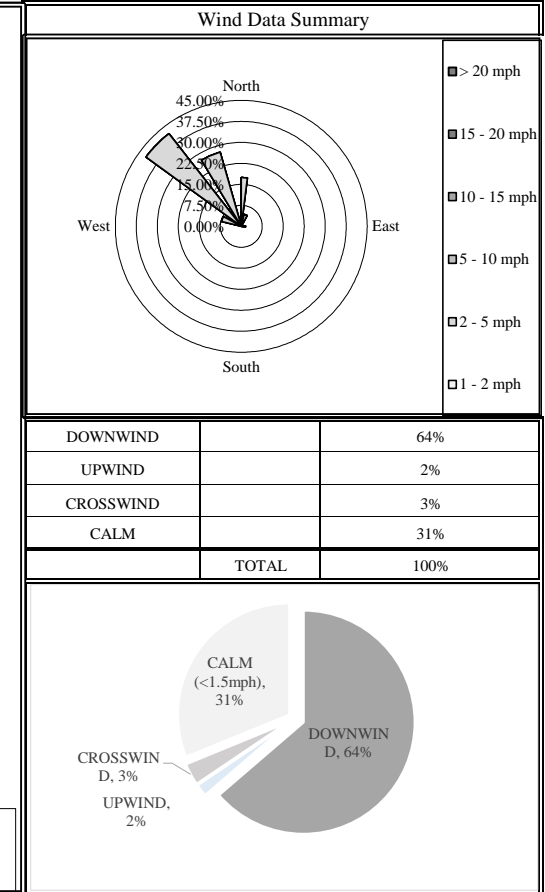
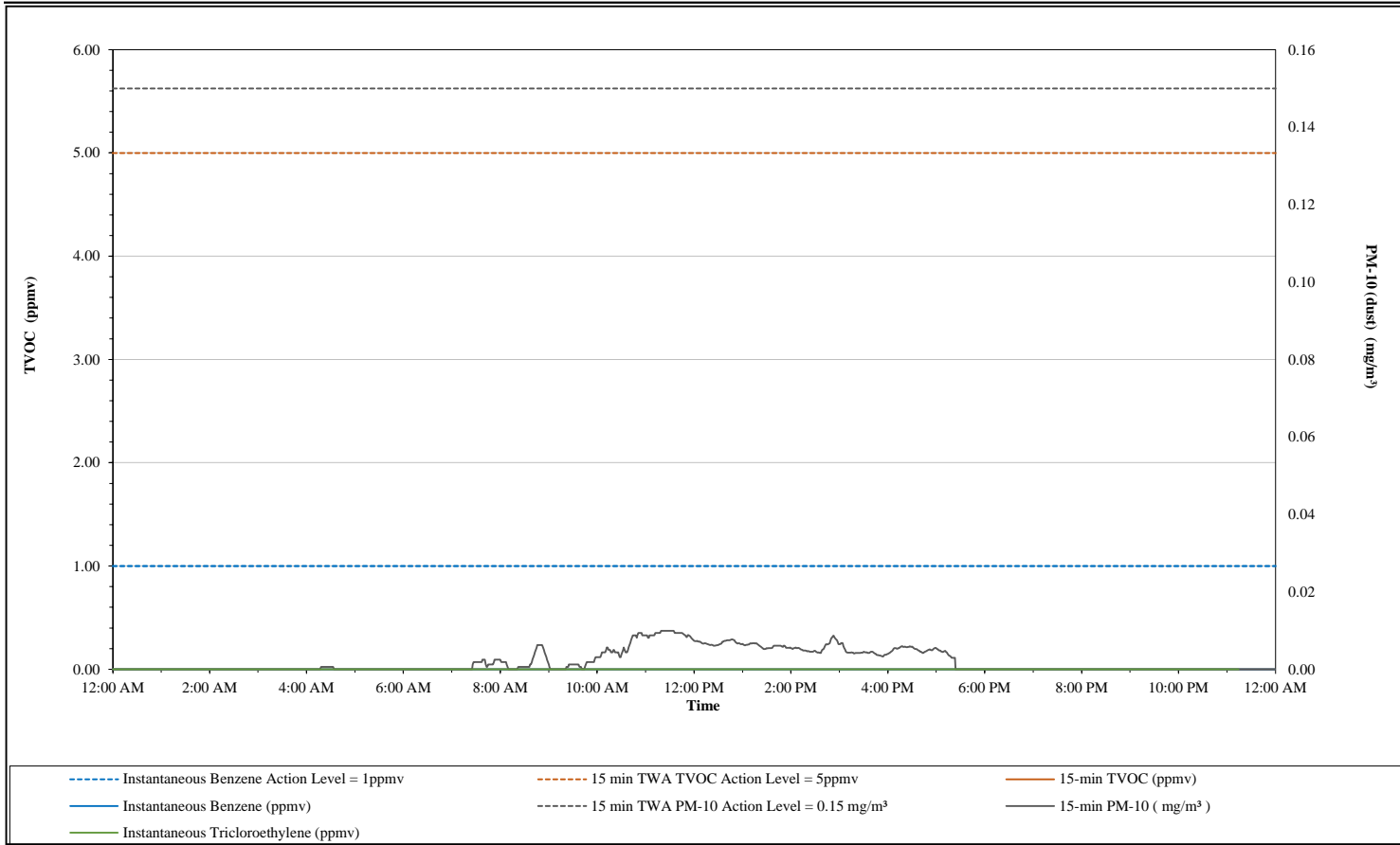
Daily Data Summary – Air Monitoring Stations 1 through 5

Prepared by: Geder Mena
Engineer I

Reviewed by: Dan Amate
Associate Principal

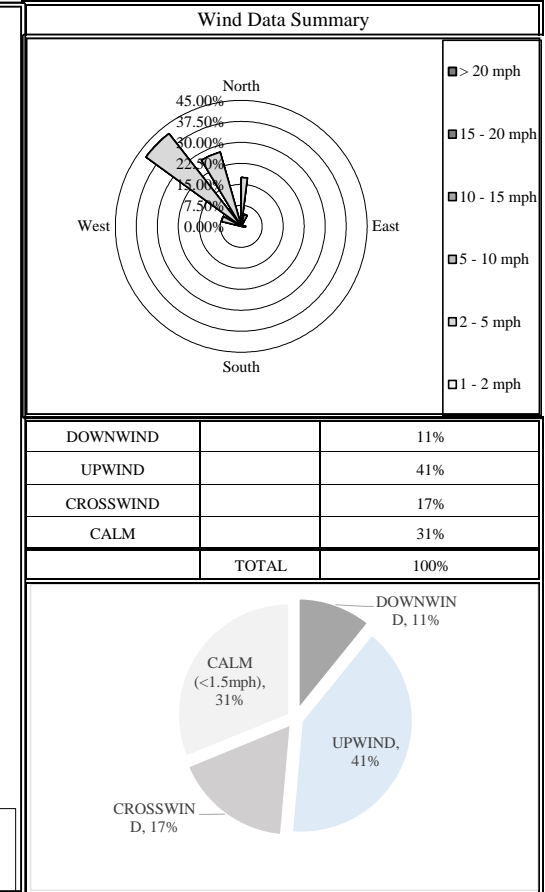
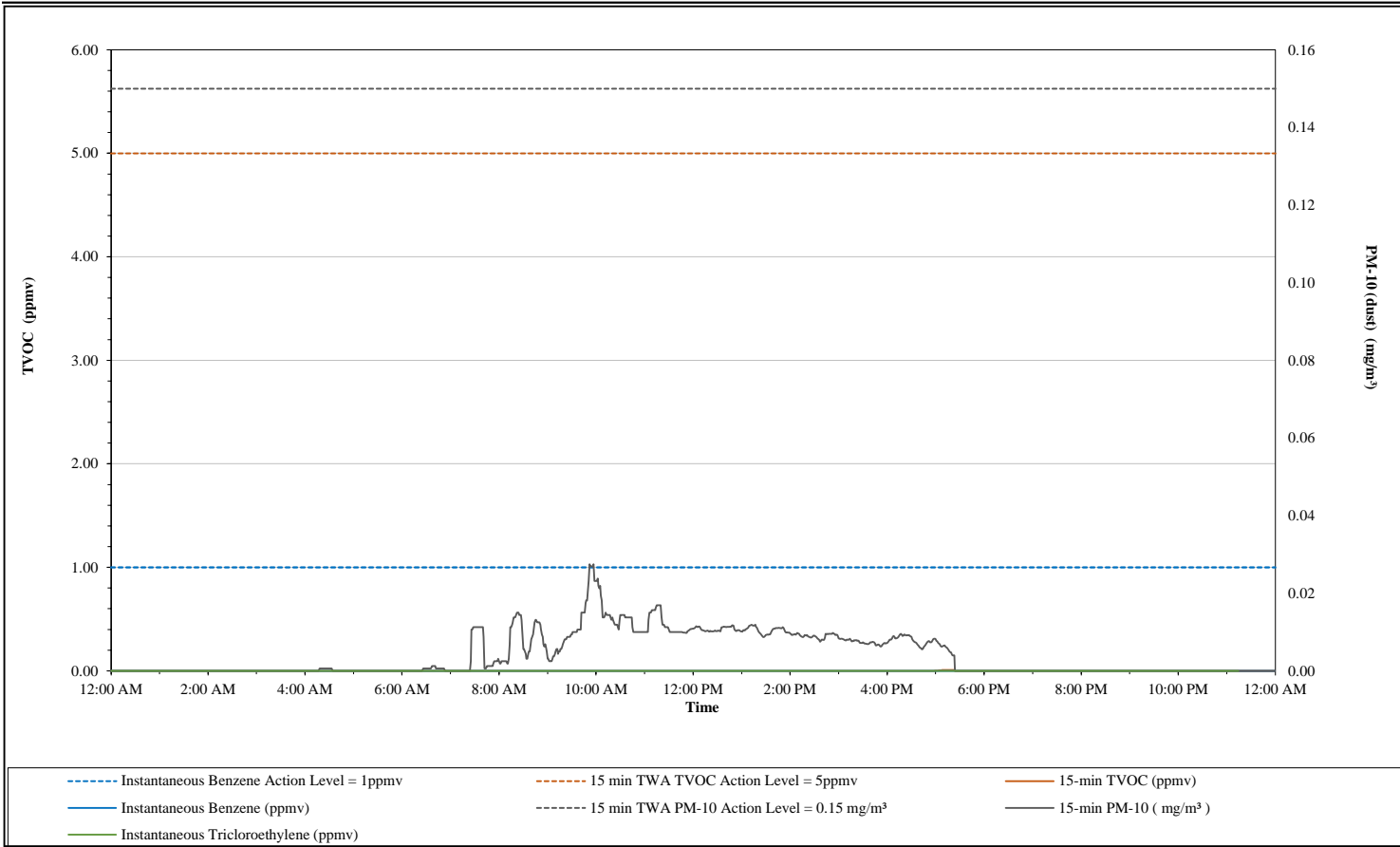
AirLogics LLC Perimeter Air Monitoring Systems
 Former Fulton MGP Site
 Parcel III and Portion of Parcel IV
 Brooklyn, NY

AMS 1



15 Minute TWA Data Summary Statistics				Instantaneous Compound Specific Data			
TVOC min =	0.00	PM-10 min =	0.00	Benzene min =	0.00	TCE min =	0.00
TVOC max =	0.00	PM-10 max =	0.01	Benzene max =	0.00	TCE max =	0.00
TVOC 24hr Avg =	0.00	PM-10 24hr Avg =	0.00				

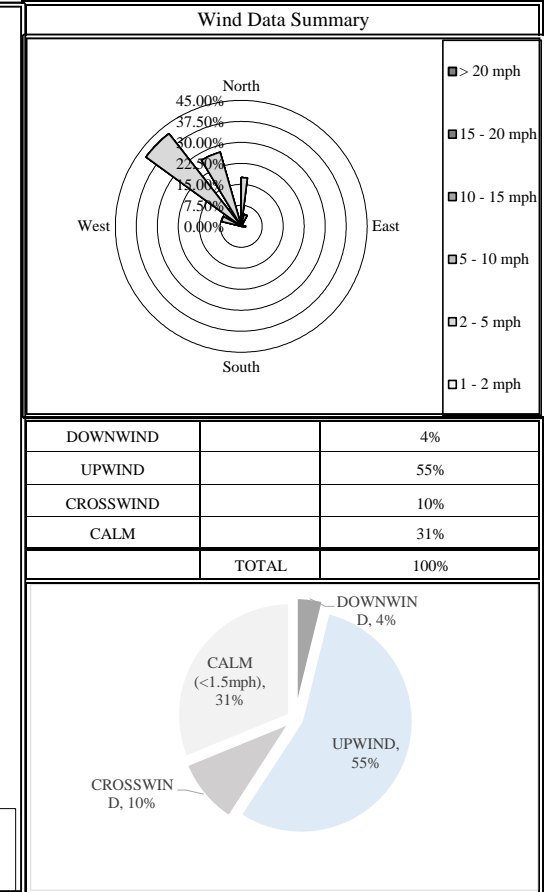
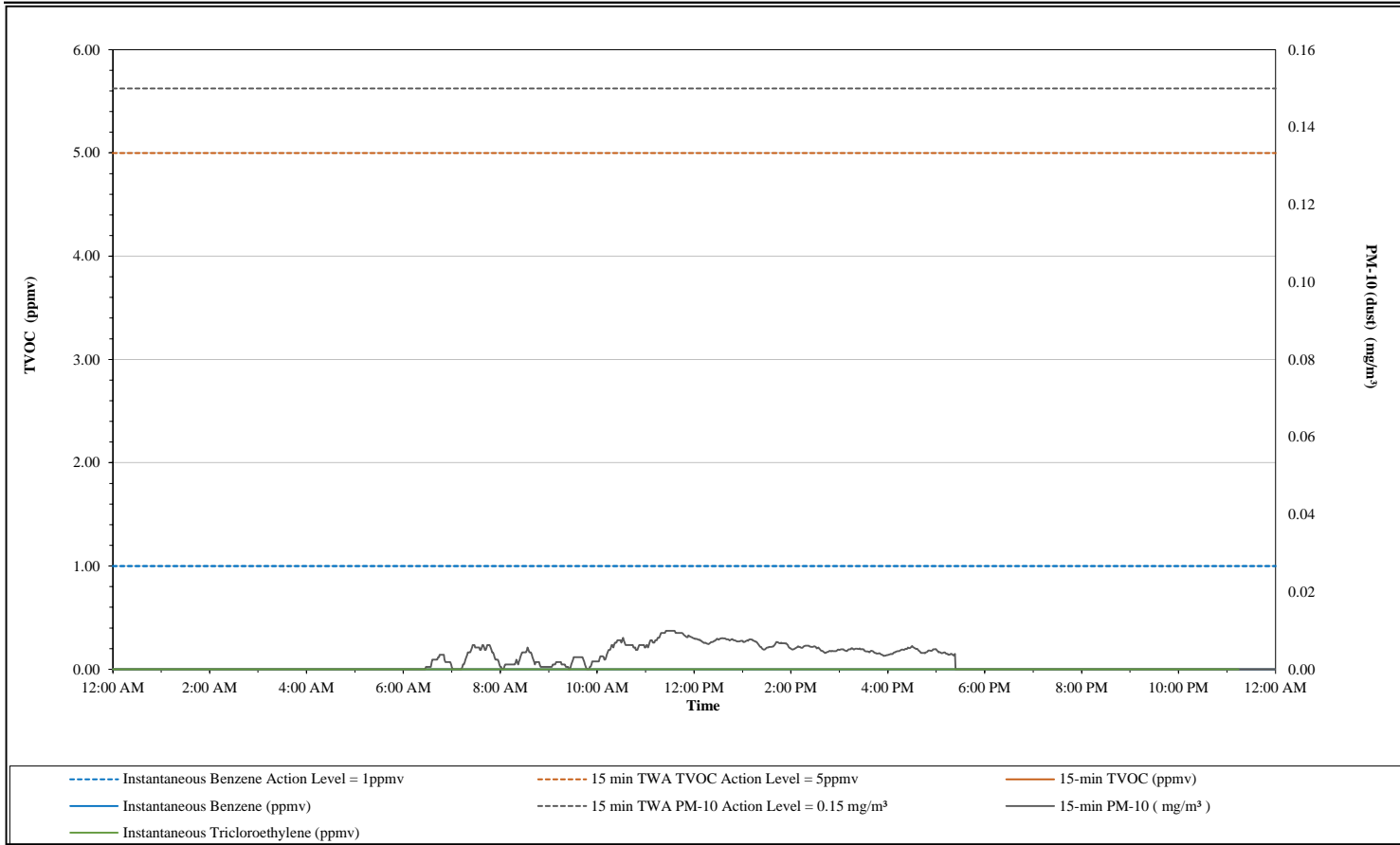
AMS 2



15 Minute TWA Data Summary Statistics				Instantaneous Compound Specific Data			
TVOC min =	0.00	PM-10 min =	0.00	Benzene min =	0.00	TCE min =	0.00
TVOC max =	0.01	PM-10 max =	0.03	Benzene max =	0.00	TCE max =	0.00
TVOC 24hr Avg =	0.00	PM-10 24hr Avg =	0.01				

AirLogics LLC Perimeter Air Monitoring Systems
 Former Fulton MGP Site
 Parcel III and Portion of Parcel IV
 Brooklyn, NY

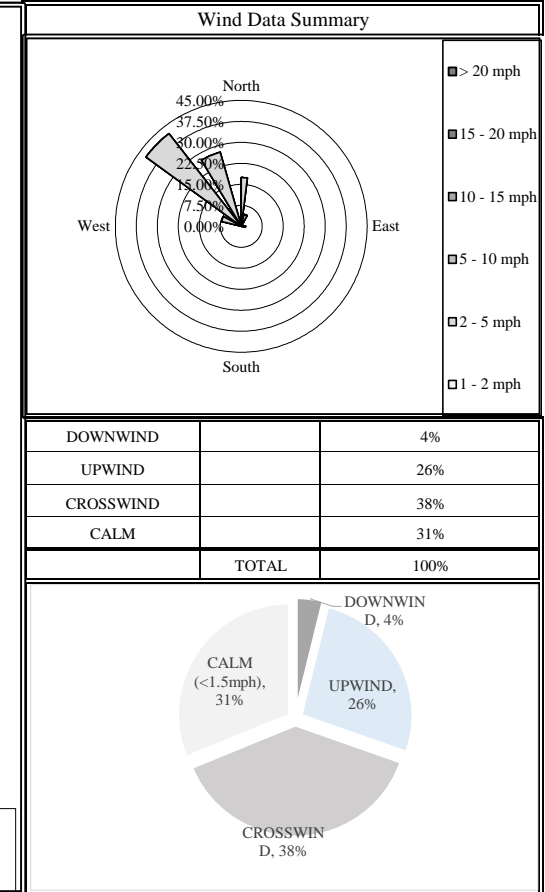
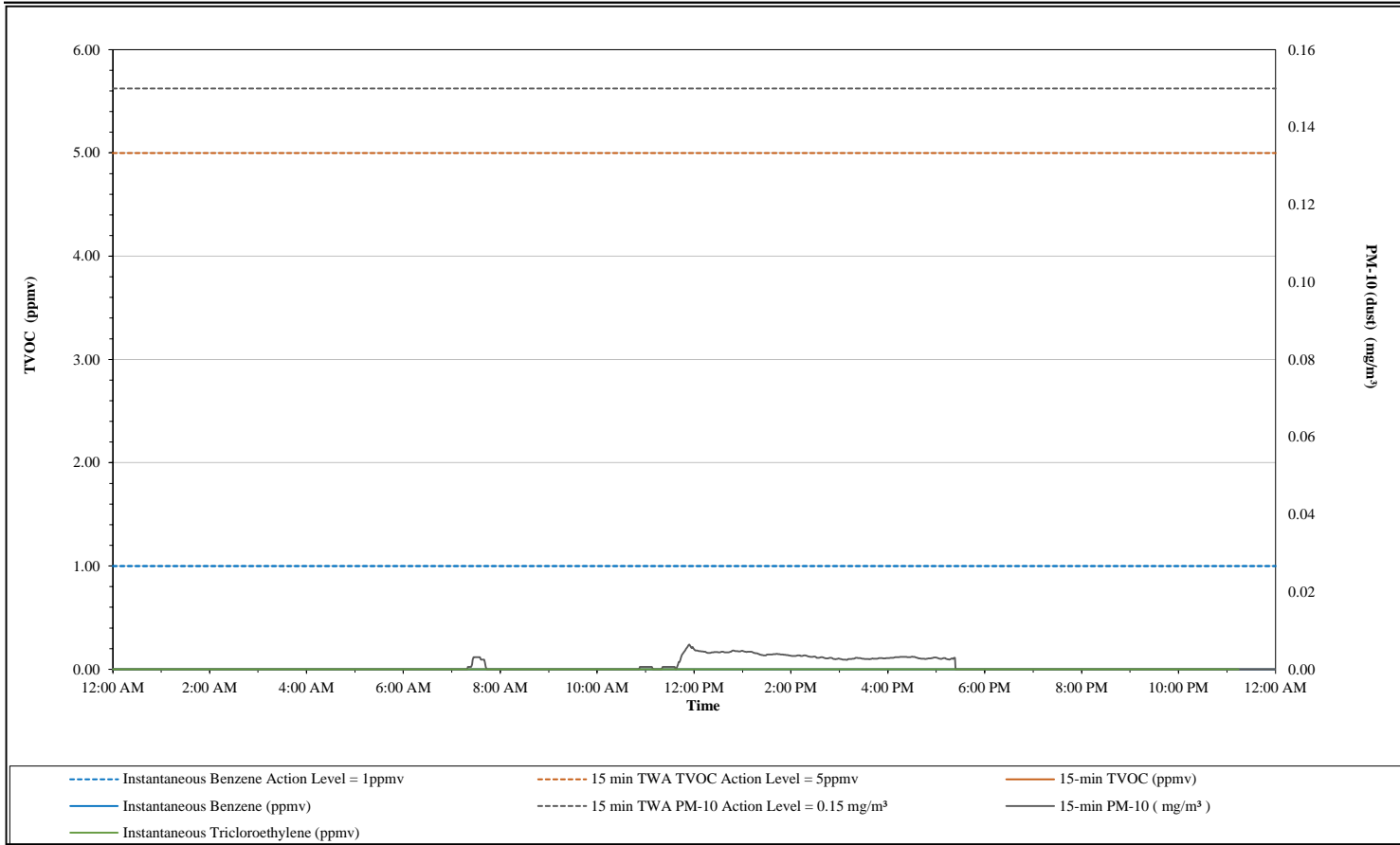
AMS 3



15 Minute TWA Data Summary Statistics				Instantaneous Compound Specific Data			
TVOC min =	0.00	PM-10 min =	0.00	Benzene min =	0.00	TCE min =	0.00
TVOC max =	0.00	PM-10 max =	0.01	Benzene max =	0.00	TCE max =	0.00
TVOC 24hr Avg =	0.00	PM-10 24hr Avg =	0.00				

AirLogics LLC Perimeter Air Monitoring Systems
 Former Fulton MGP Site
 Parcel III and Portion of Parcel IV
 Brooklyn, NY

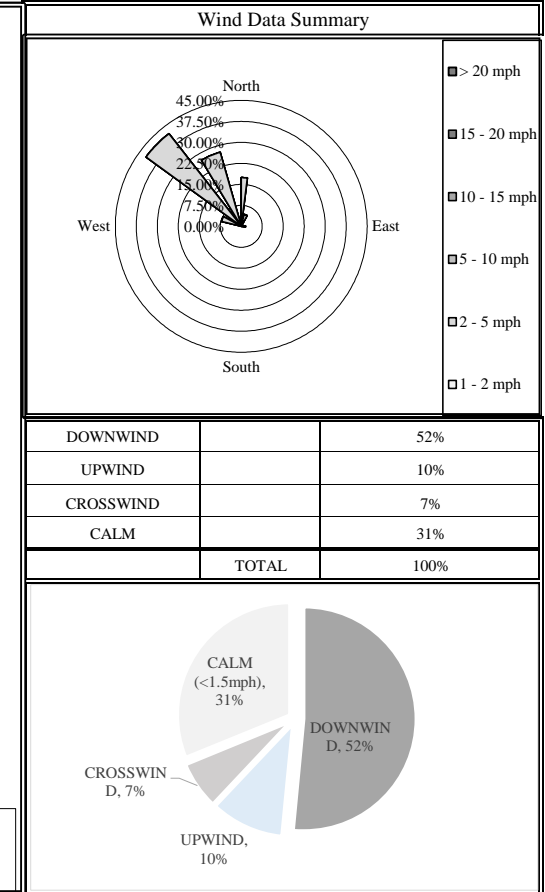
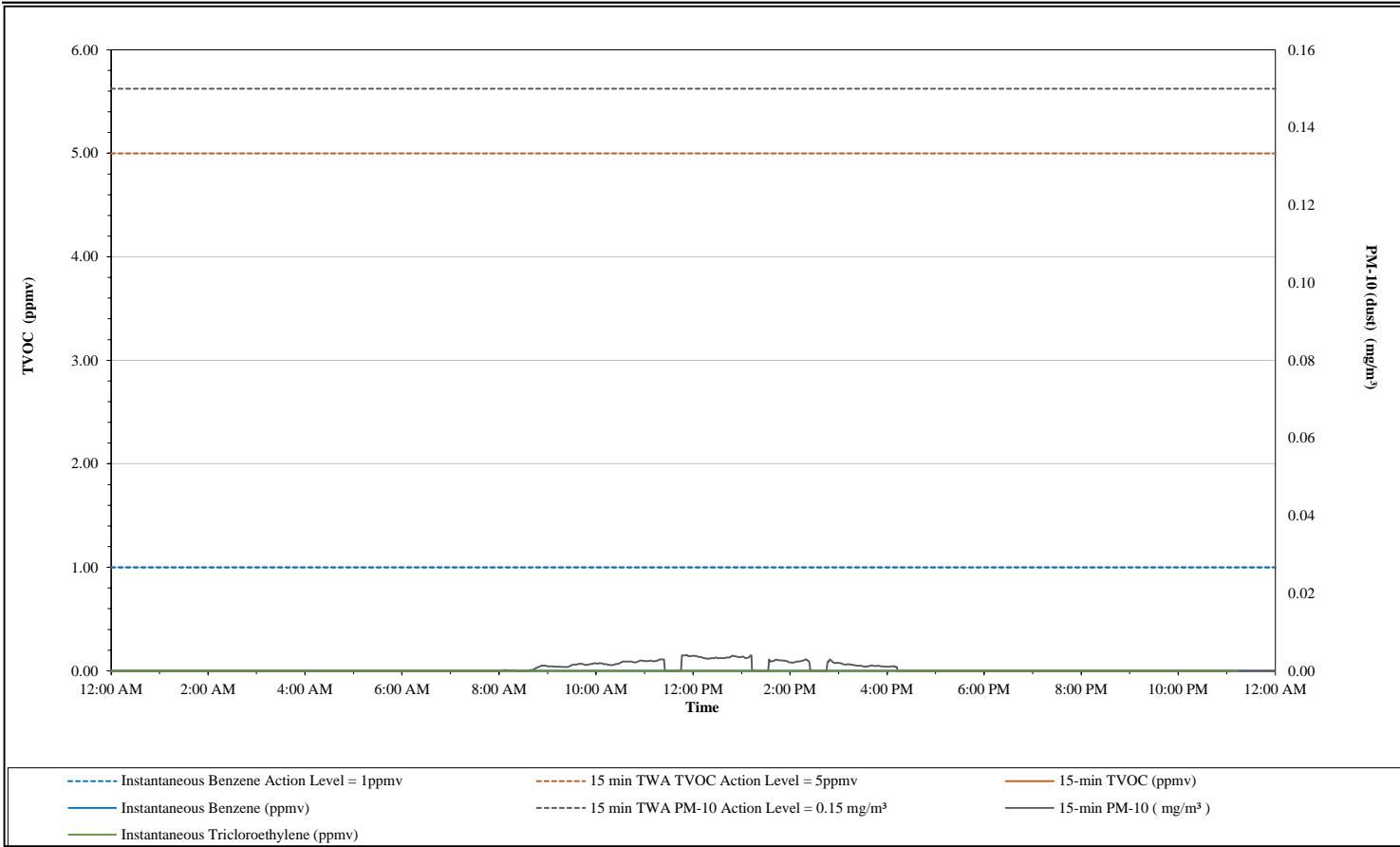
AMS 4



15 Minute TWA Data Summary Statistics				Instantaneous Compound Specific Data			
TVOC min =	0.00	PM-10 min =	0.00	Benzene min =	0.00	TCE min =	0.00
TVOC max =	0.00	PM-10 max =	0.01	Benzene max =	0.00	TCE max =	0.00
TVOC 24hr Avg =	0.00	PM-10 24hr Avg =	0.00				

AirLogics LLC Perimeter Air Monitoring Systems
 Former Fulton MGP Site
 Parcel III and Portion of Parcel IV
 Brooklyn, NY

AMS 5



15 Minute TWA Data Summary Statistics				Instantaneous Compound Specific Data			
TVOC min =	0.00	PM-10 min =	0.00	Benzene min =	0.00	TCE min =	0.00
TVOC max =	0.00	PM-10 max =	0.00	Benzene max =	0.00	TCE max =	0.00
TVOC 24hr Avg =	0.00	PM-10 24hr Avg =	0.00				