



Former Fulton MGP Site – Parcel III and Portion of Parcel IV

Daily CAMP Report

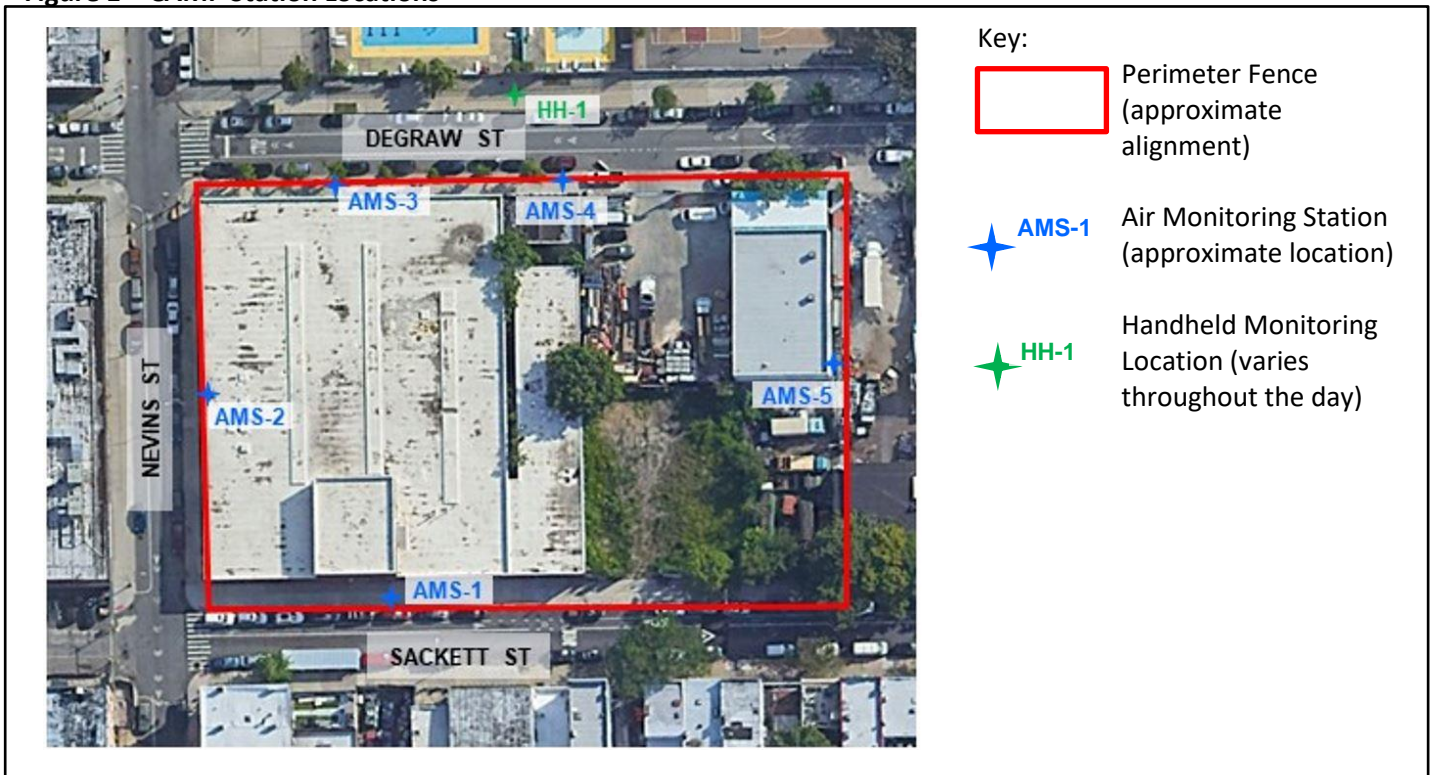
DATE: 05/18/24
 FILE NO: 03.0034060.10

Daily Report No.: 642

This Daily Air Monitoring Report summarizes perimeter air monitoring data collected during the referenced period in accordance with the Community Air Monitoring Plan (CAMP) which was included as part of the NYSDEC approved Remedial Action Work Plan for the Former Fulton Manufactured Gas Plant (MGP) Site – Parcel III and Portion of Parcel IV. Note: the information included in this daily summary is based on preliminary results and is subject to change based on data validation.

Reporting Period:	Saturday, May 18, 2024		
Weather	Temperature: 60.60 – 71.60°F	Precipitation: 0.00 in	Relative Humidity: 71.33%
	Wind Speed: 0.11 – 5.37 mph	Prevailing Wind Direction: SW/NE	
Concentrations detected above the Action Level	AMS-1: none	AMS-4: none	
	AMS-2: none	AMS-5: none	
	AMS-3: none	HH-1 (handheld readings along Degraw St): none	
Summary of Site Activities	<ul style="list-style-type: none"> GZA continued CAMP monitoring 24 hours per day. ECS and CEI operated the dewatering and water treatment systems. 		
Community Inquiries	<ul style="list-style-type: none"> None 		
Other	<ul style="list-style-type: none"> None 		

Figure 1 – CAMP Station Locations





Former Fulton MGP Site – Parcel III and Portion of Parcel IV

Daily CAMP Report

DATE: 05/18/24
FILE NO: 03.0034060.10

Daily Report No.: 642

TABLE 1 – OFFSITE HANDHELD AIR MONITORING DATA

DATE	TIME	LOCATION	TVOC ppm	PM ₁₀ mg/m ³	NOTES
-	-	-	-	-	CAMP monitored remotely (weekend)
-	-	-	-	-	CAMP monitored remotely (weekend)
-	-	-	-	-	CAMP monitored remotely (weekend)
-	-	-	-	-	CAMP monitored remotely (weekend)

TABLE 2 – ODOR AND VISIBLE DUST MONITORING LOG

DATE	TIME	NUISANCE ODORS (YES/NO)	VISIBLE DUST (YES/NO)	NOTES
-	-	-	-	CAMP monitored remotely (weekend)
-	-	-	-	CAMP monitored remotely (weekend)
-	-	-	-	CAMP monitored remotely (weekend)
-	-	-	-	CAMP monitored remotely (weekend)

Attachments:

Daily Data Summary – Air Monitoring Stations 1 through 5

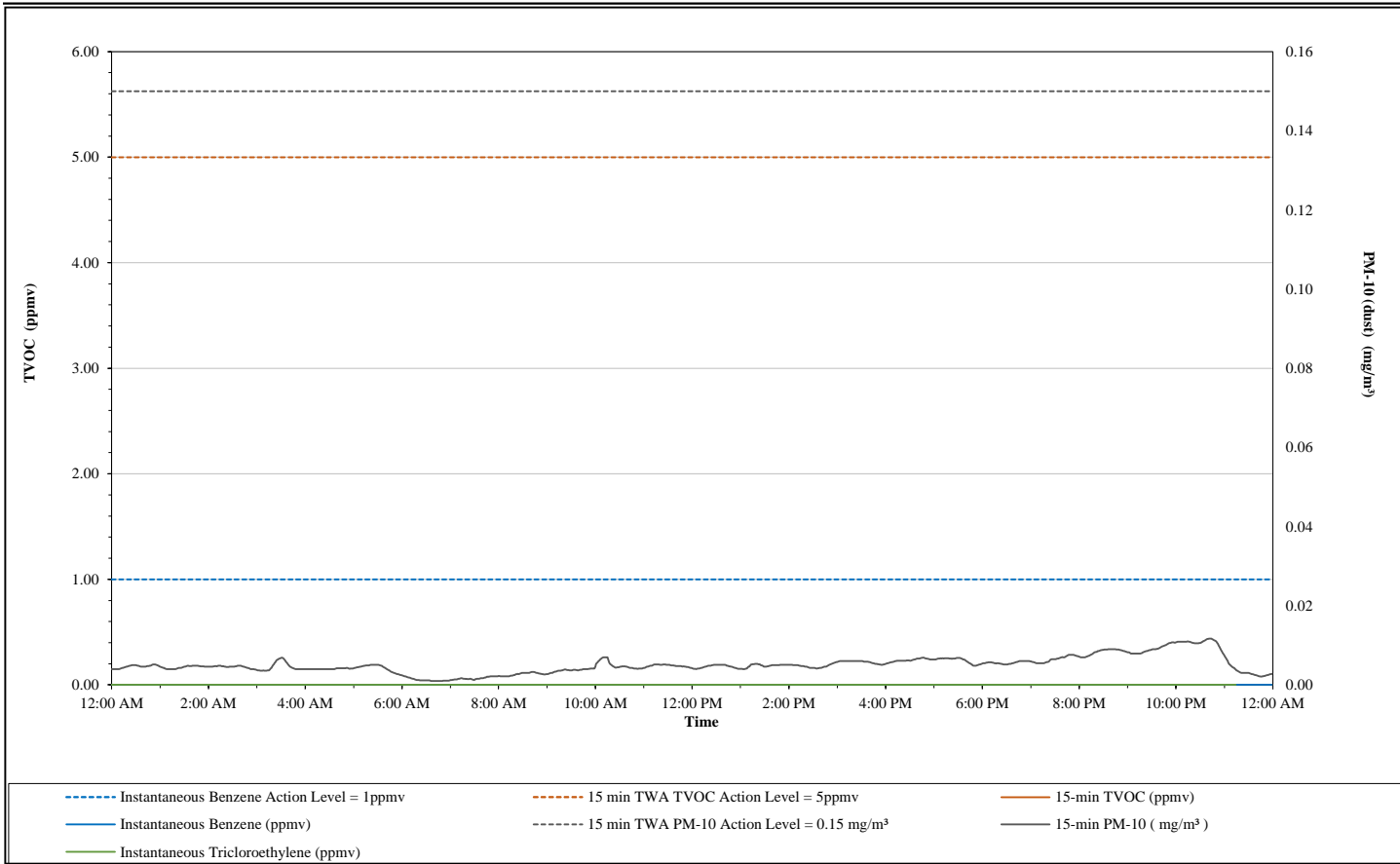
Prepared by: Nolan Quinn
Engineer I

Reviewed by: Dan Amate
Associate Principal

AirLogics LLC Perimeter Air Monitoring Systems

Former Fulton MGP Site
 Parcel III and Portion of Parcel IV
 Brooklyn, NY

AMS 1



Wind Data Summary

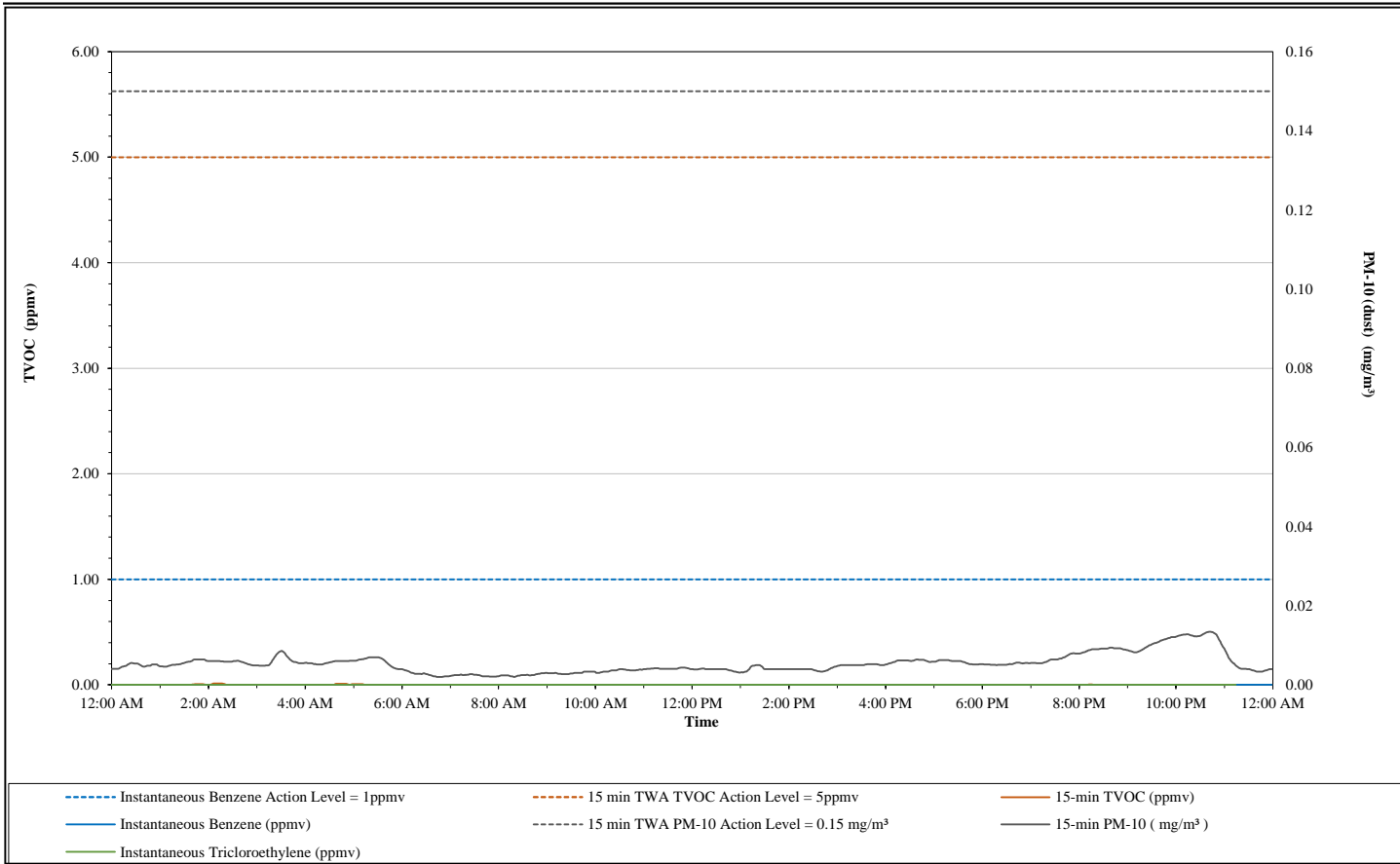
DOWNWIND		25%
UPWIND		5%
CROSSWIND		8%
CALM		61%
TOTAL		100%

15 Minute TWA Data Summary Statistics				Instantaneous Compound Specific Data			
TVOC min =	0.00	PM-10 min =	0.00	Benzene min =	0.00	TCE min =	0.00
TVOC max =	0.00	PM-10 max =	0.01	Benzene max =	0.00	TCE max =	0.00
TVOC 24hr Avg =	0.00	PM-10 24hr Avg =	0.01				

AirLogics LLC Perimeter Air Monitoring Systems

Former Fulton MGP Site
 Parcel III and Portion of Parcel IV
 Brooklyn, NY

AMS 2



Wind Data Summary

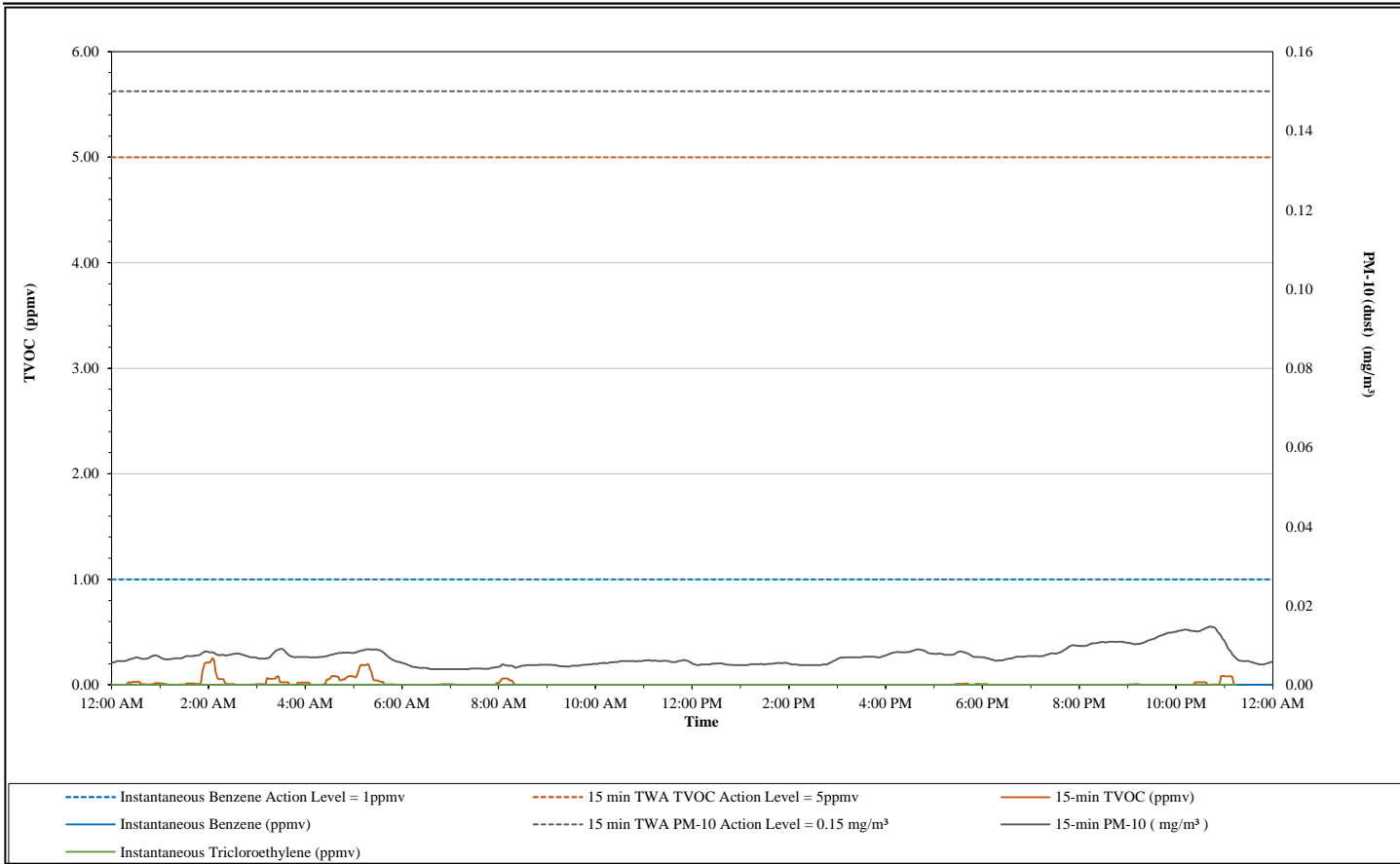
DOWNWIND		18%
UPWIND		9%
CROSSWIND		12%
CALM		61%
TOTAL		100%

15 Minute TWA Data Summary Statistics				Instantaneous Compound Specific Data			
TVOC min =	0.00	PM-10 min =	0.00	Benzene min =	0.00	TCE min =	0.00
TVOC max =	0.01	PM-10 max =	0.01	Benzene max =	0.00	TCE max =	0.00
TVOC 24hr Avg =	0.00	PM-10 24hr Avg =	0.01				

AirLogics LLC Perimeter Air Monitoring Systems

Former Fulton MGP Site
 Parcel III and Portion of Parcel IV
 Brooklyn, NY

AMS 3



Wind Data Summary

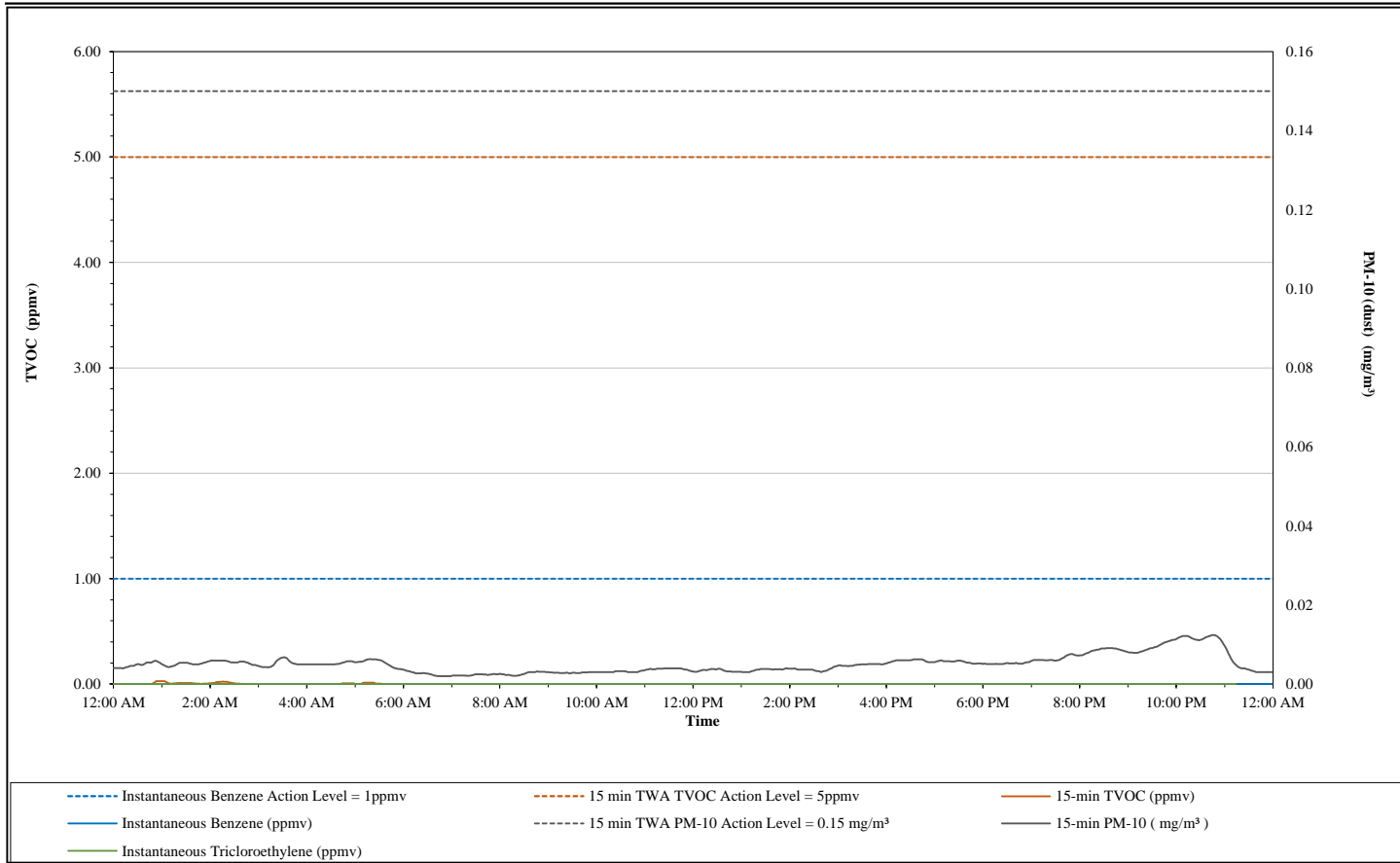
DOWNWIND		13%
UPWIND		21%
CROSSWIND		5%
CALM		61%
TOTAL		100%

15 Minute TWA Data Summary Statistics				Instantaneous Compound Specific Data			
TVOC min =	0.00	PM-10 min =	0.00	Benzene min =	0.00	TCE min =	0.00
TVOC max =	0.25	PM-10 max =	0.01	Benzene max =	0.00	TCE max =	0.00
TVOC 24hr Avg =	0.01	PM-10 24hr Avg =	0.01				

AirLogics LLC Perimeter Air Monitoring Systems

Former Fulton MGP Site
 Parcel III and Portion of Parcel IV
 Brooklyn, NY

AMS 4



Wind Data Summary

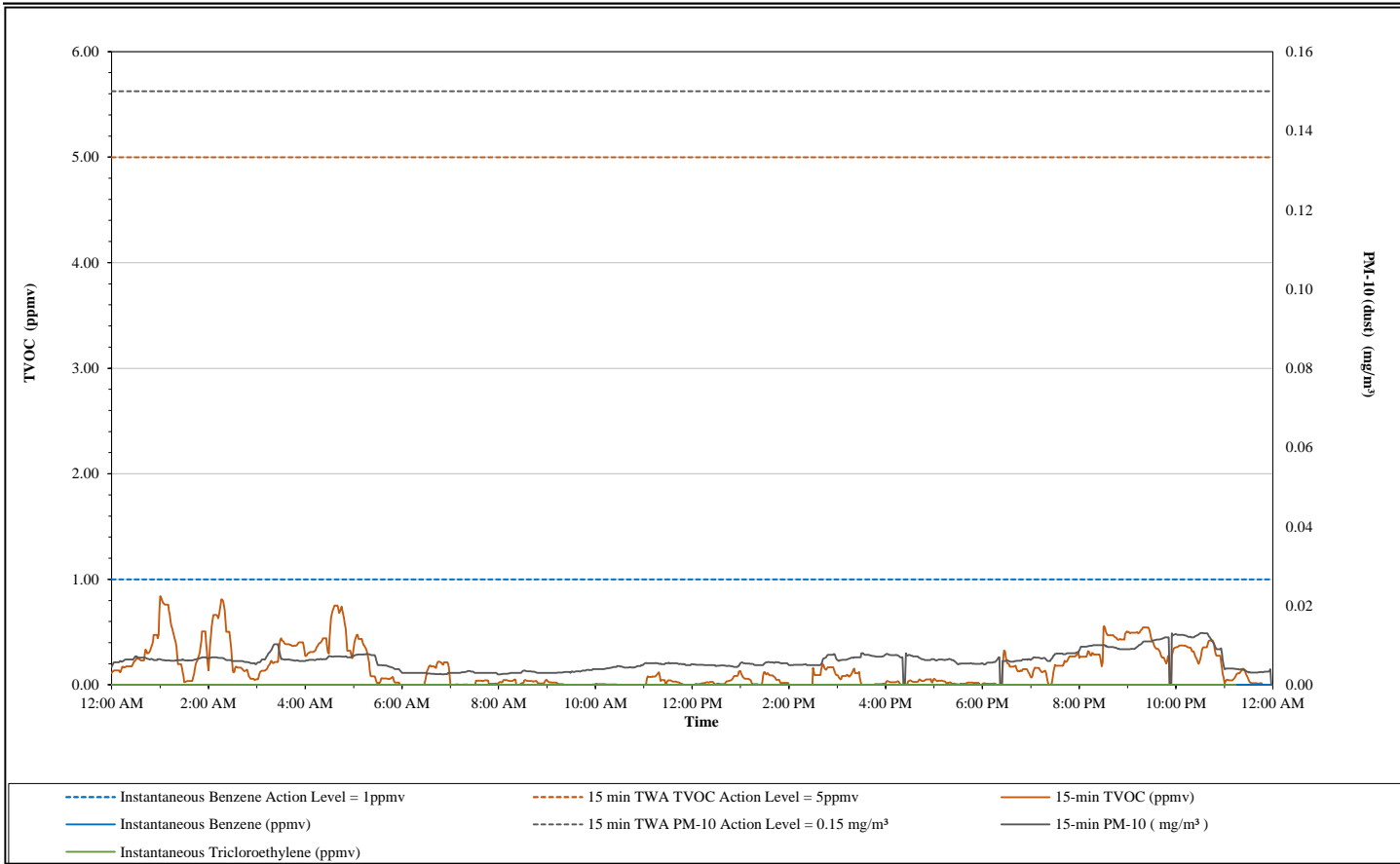
DOWNWIND		3%
UPWIND		23%
CROSSWIND		13%
CALM		61%
TOTAL		100%

15 Minute TWA Data Summary Statistics				Instantaneous Compound Specific Data			
TVOC min =	0.00	PM-10 min =	0.00	Benzene min =	0.00	TCE min =	0.00
TVOC max =	0.03	PM-10 max =	0.01	Benzene max =	0.00	TCE max =	0.00
TVOC 24hr Avg =	0.00	PM-10 24hr Avg =	0.01				

AirLogics LLC Perimeter Air Monitoring Systems

Former Fulton MGP Site
 Parcel III and Portion of Parcel IV
 Brooklyn, NY

AMS 5



Wind Data Summary

DOWNWIND		17%
UPWIND		17%
CROSSWIND		5%
CALM		61%
TOTAL		100%

15 Minute TWA Data Summary Statistics				Instantaneous Compound Specific Data			
TVOC min =	0.00	PM-10 min =	0.00	Benzene min =	0.00	TCE min =	0.00
TVOC max =	0.84	PM-10 max =	0.01	Benzene max =	0.00	TCE max =	0.00
TVOC 24hr Avg =	0.16	PM-10 24hr Avg =	0.01				