



# Former Fulton MGP Site – Parcel III and Portion of Parcel IV

## Daily CAMP Report

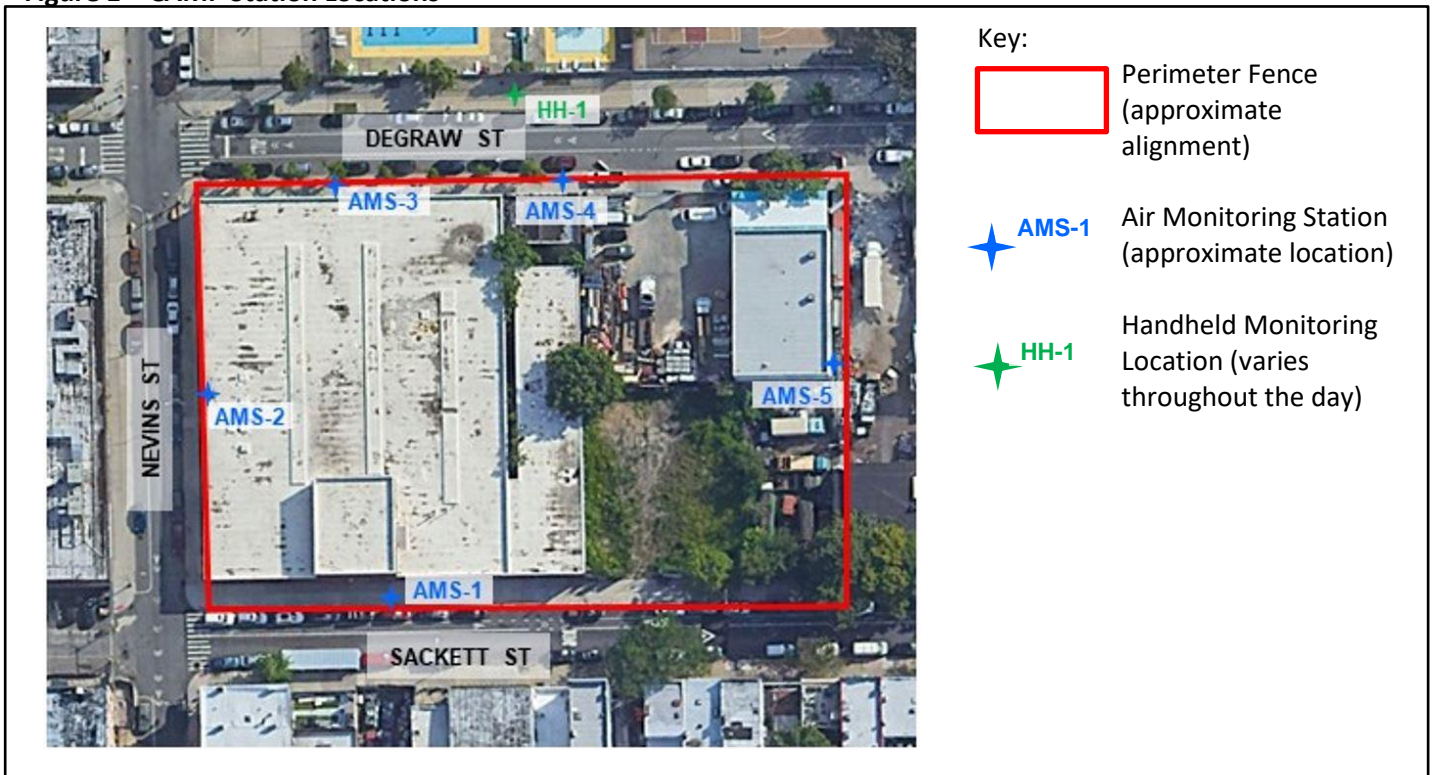
DATE: 05/27/24  
 FILE NO: 03.0034060.10

Daily Report No.: 651

This Daily Air Monitoring Report summarizes perimeter air monitoring data collected during the referenced period in accordance with the Community Air Monitoring Plan (CAMP) which was included as part of the NYSDEC approved Remedial Action Work Plan for the Former Fulton Manufactured Gas Plant (MGP) Site – Parcel III and Portion of Parcel IV. Note: the information included in this daily summary is based on preliminary results and is subject to change based on data validation.

<b>Reporting Period:</b>	Monday, May 27, 2024		
<b>Weather</b>	Temperature: 65.70 – 75.90°F	Precipitation: 0.81 in	Relative Humidity: 92.45%
	Wind Speed: 0.22 – 5.08 mph	Prevailing Wind Direction: E	
<b>Concentrations detected above the Action Level</b>	AMS-1: none	AMS-4: none	
	AMS-2: none	AMS-5: none	
	AMS-3: none	HH-1 (handheld readings along Degraw St): none	
<b>Summary of Site Activities</b>	<ul style="list-style-type: none"> <li>GZA continued CAMP monitoring 24 hours per day.</li> <li>ECS and CEI operated the dewatering and water treatment systems.</li> </ul>		
<b>Community Inquiries</b>	<ul style="list-style-type: none"> <li>None</li> </ul>		
<b>Other</b>	<ul style="list-style-type: none"> <li>Site closed in observation of Memorial Day holiday.</li> </ul>		

Figure 1 – CAMP Station Locations





**Former Fulton MGP Site – Parcel III and Portion of Parcel IV**

**Daily CAMP Report**

DATE: 05/27/24  
FILE NO: 03.0034060.10

Daily Report No.: 651

**TABLE 1 – OFFSITE HANDHELD AIR MONITORING DATA**

DATE	TIME	LOCATION	TVOC ppm	PM <sub>10</sub> mg/m <sup>3</sup>	NOTES
-	-	-	-	-	CAMP monitored remotely (Holiday)
-	-	-	-	-	CAMP monitored remotely (Holiday)
-	-	-	-	-	CAMP monitored remotely (Holiday)
-	-	-	-	-	CAMP monitored remotely (Holiday)

**TABLE 2 – ODOR AND VISIBLE DUST MONITORING LOG**

DATE	TIME	NUISANCE ODORS (YES/NO)	VISIBLE DUST (YES/NO)	NOTES
-	-	-	-	CAMP monitored remotely (Holiday)
-	-	-	-	CAMP monitored remotely (Holiday)
-	-	-	-	CAMP monitored remotely (Holiday)
-	-	-	-	CAMP monitored remotely (Holiday)

**Attachments:**

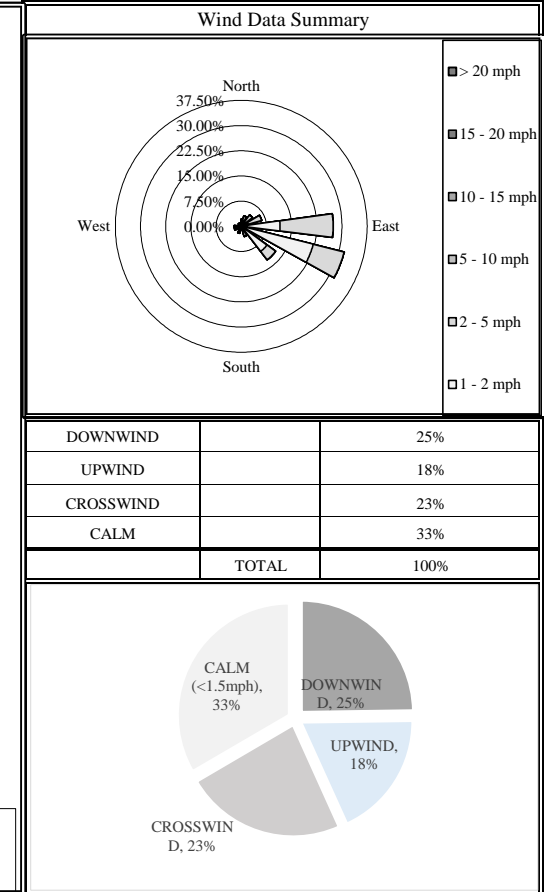
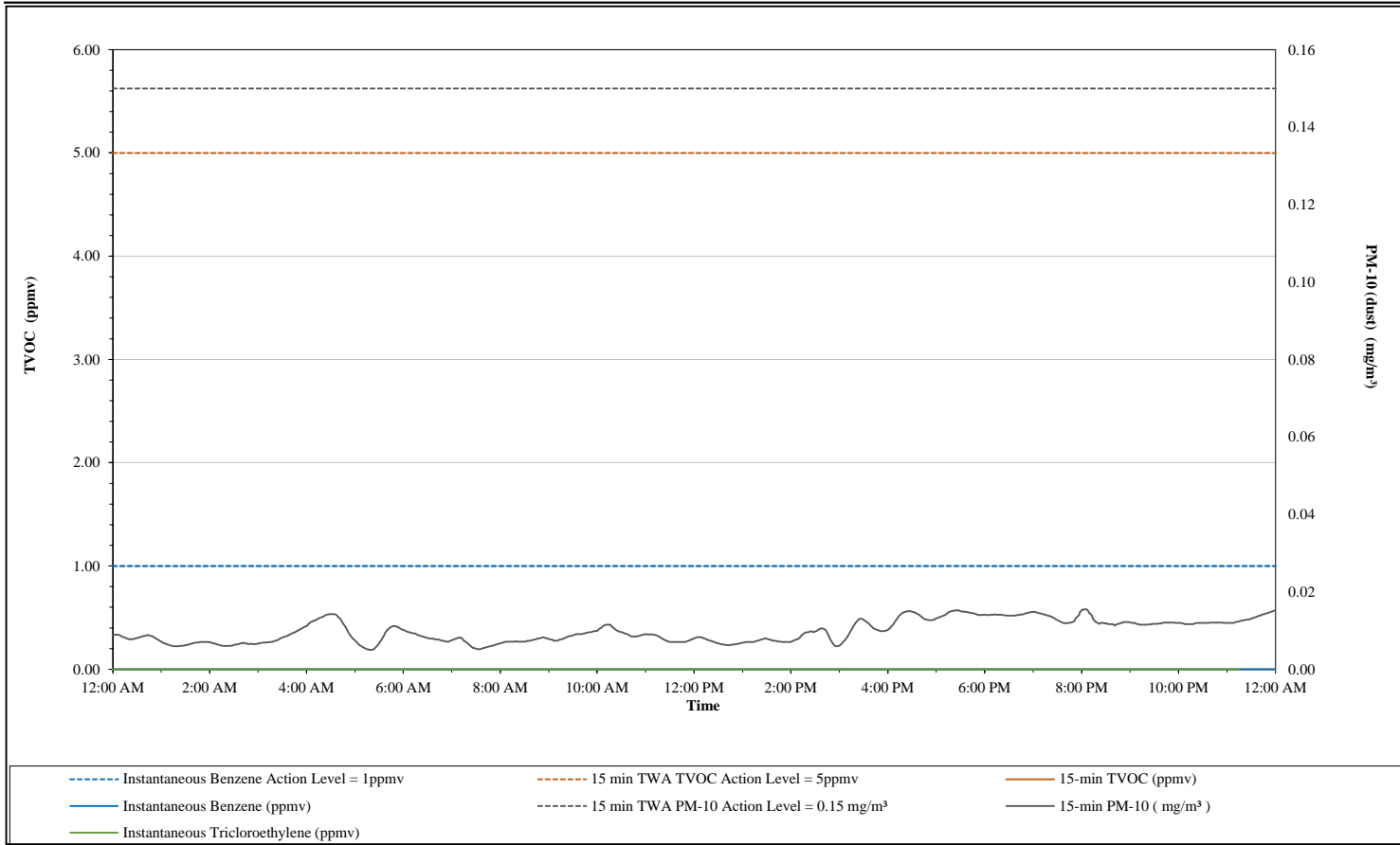
Daily Data Summary – Air Monitoring Stations 1 through 5

Prepared by: Geder Mena  
Construction Manager II

Reviewed by: Dan Amate  
Associate Principal

**AirLogics LLC Perimeter Air Monitoring Systems**  
 Former Fulton MGP Site  
 Parcel III and Portion of Parcel IV  
 Brooklyn, NY

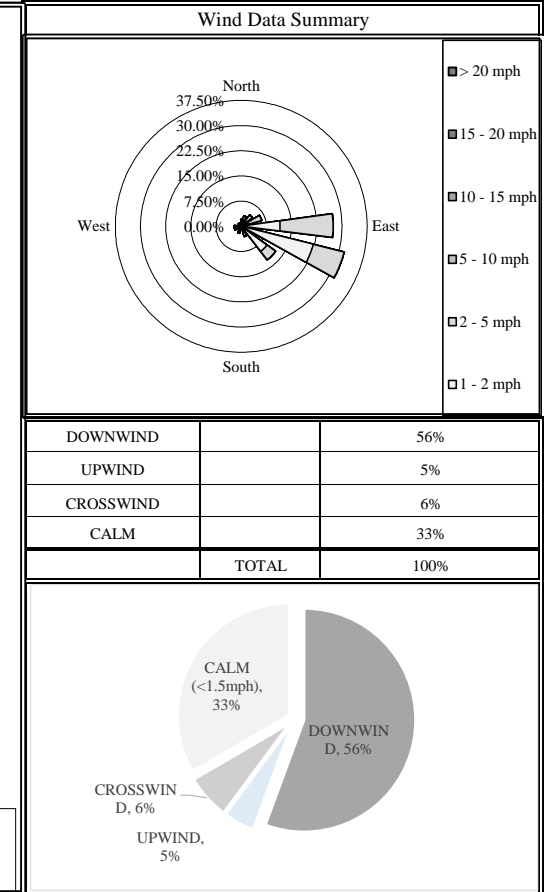
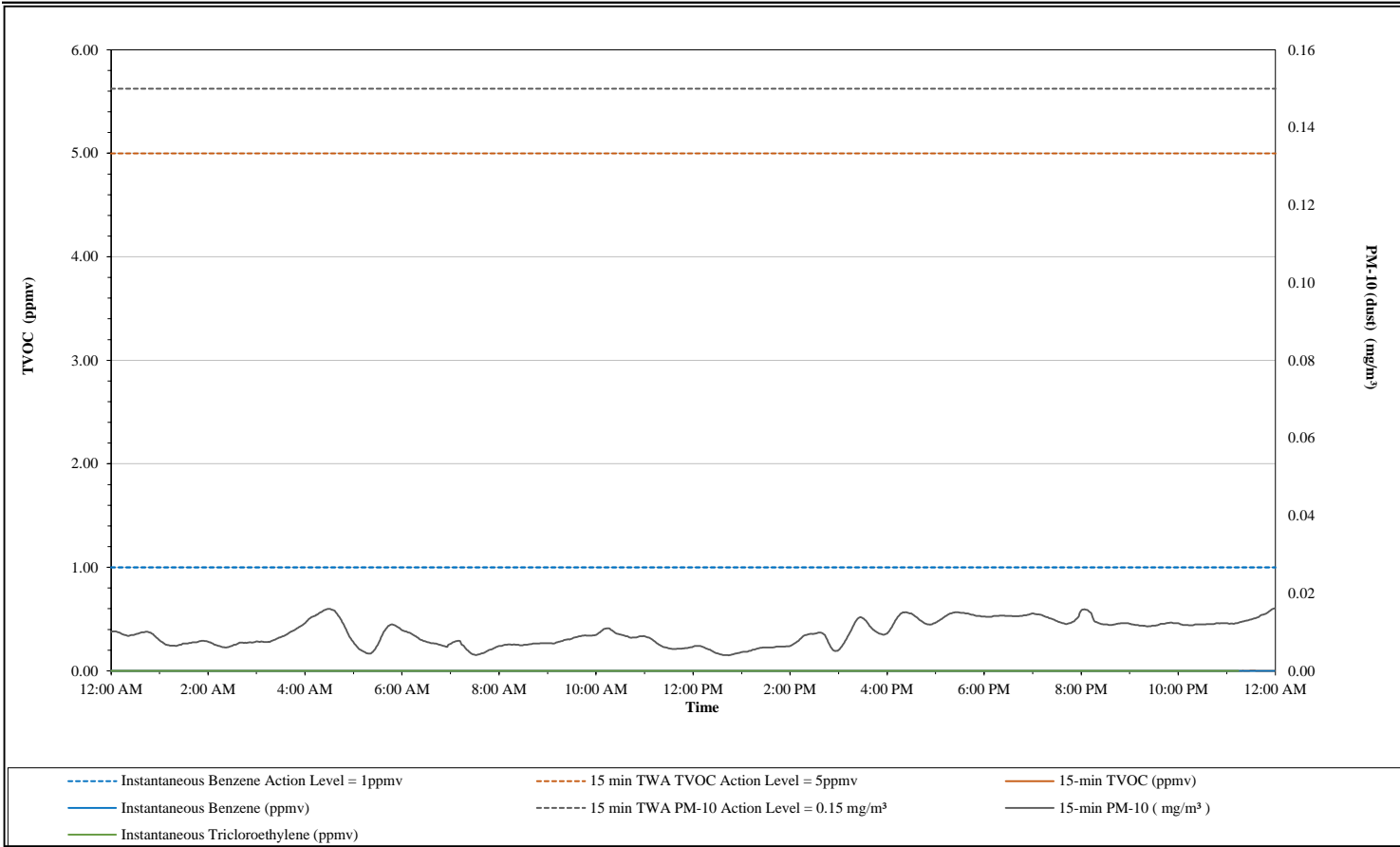
**AMS 1**



15 Minute TWA Data Summary Statistics				Instantaneous Compound Specific Data			
TVOC min =	0.00	PM-10 min =	0.01	Benzene min =	0.00	TCE min =	0.00
TVOC max =	0.00	PM-10 max =	0.02	Benzene max =	0.00	TCE max =	0.00
TVOC 24hr Avg =	0.00	PM-10 24hr Avg =	0.01				

**AirLogics LLC Perimeter Air Monitoring Systems**  
 Former Fulton MGP Site  
 Parcel III and Portion of Parcel IV  
 Brooklyn, NY

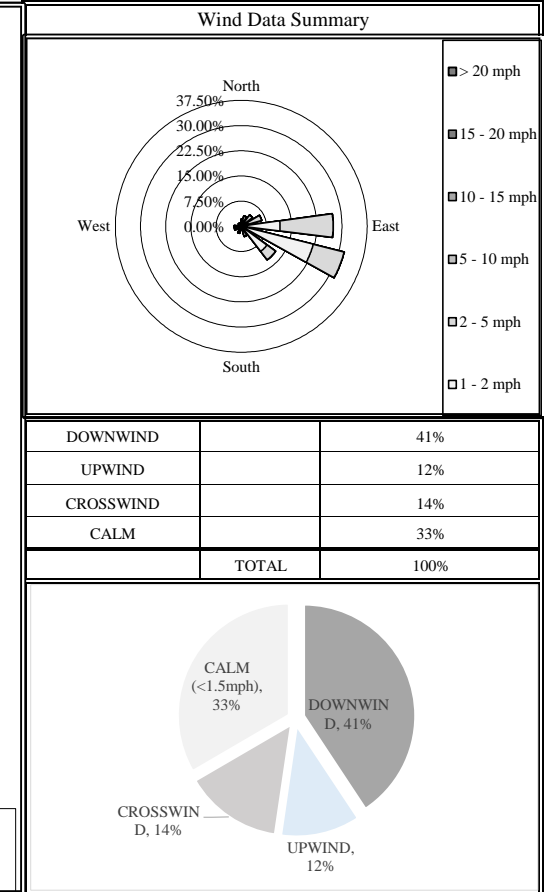
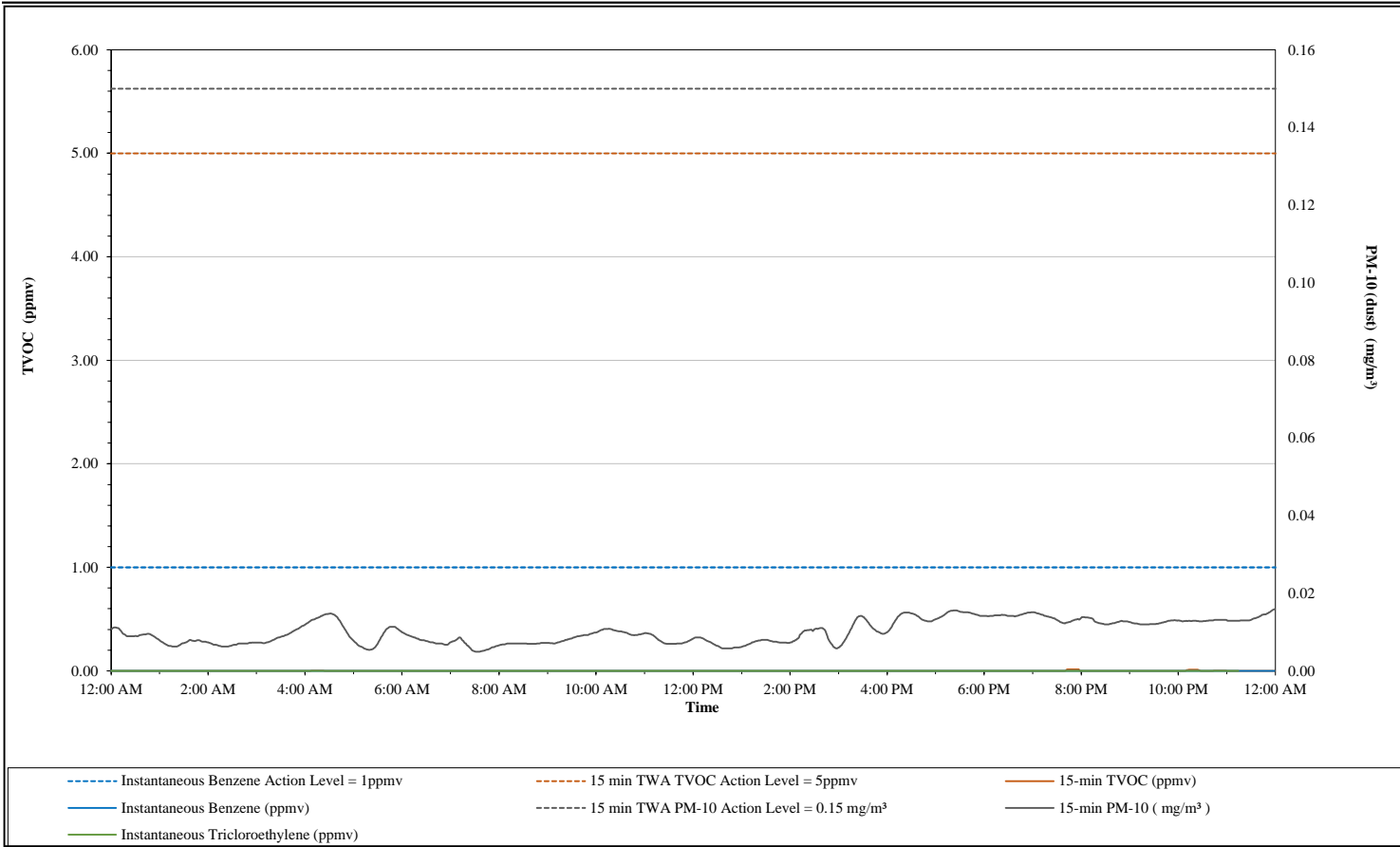
AMS 2



15 Minute TWA Data Summary Statistics				Instantaneous Compound Specific Data			
TVOC min =	0.00	PM-10 min =	0.00	Benzene min =	0.00	TCE min =	0.00
TVOC max =	0.00	PM-10 max =	0.02	Benzene max =	0.00	TCE max =	0.00
TVOC 24hr Avg =	0.00	PM-10 24hr Avg =	0.01				

**AirLogics LLC Perimeter Air Monitoring Systems**  
 Former Fulton MGP Site  
 Parcel III and Portion of Parcel IV  
 Brooklyn, NY

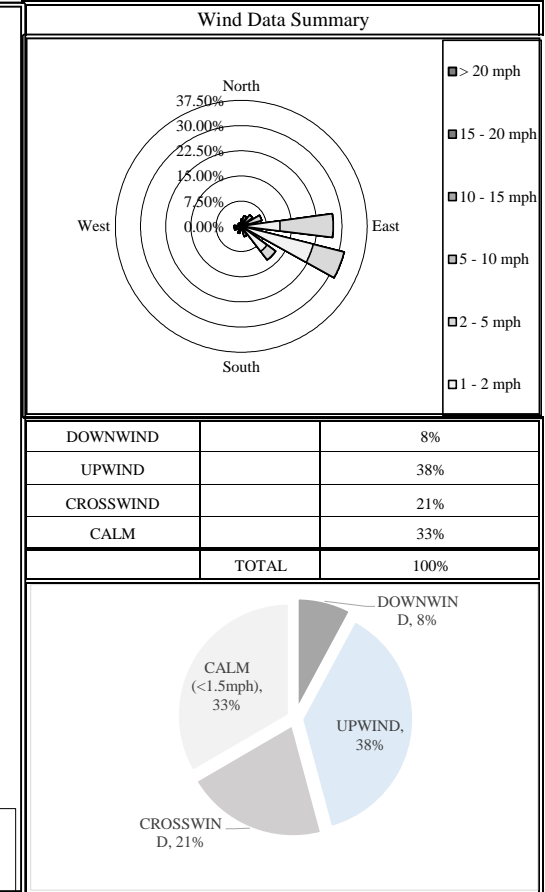
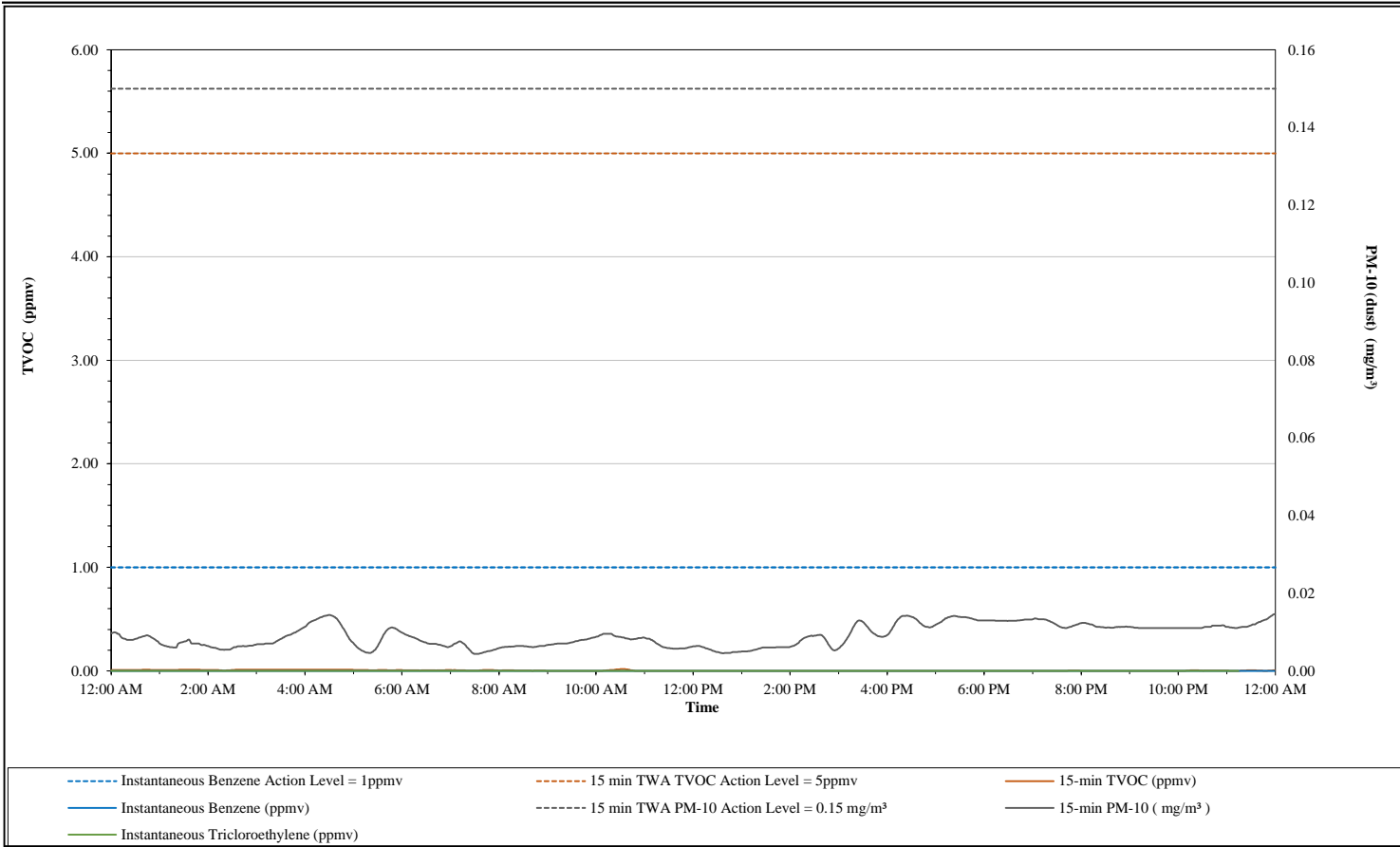
AMS 3



15 Minute TWA Data Summary Statistics				Instantaneous Compound Specific Data			
TVOC min =	0.00	PM-10 min =	0.00	Benzene min =	0.00	TCE min =	0.00
TVOC max =	0.02	PM-10 max =	0.02	Benzene max =	0.00	TCE max =	0.00
TVOC 24hr Avg =	0.00	PM-10 24hr Avg =	0.01				

**AirLogics LLC Perimeter Air Monitoring Systems**  
 Former Fulton MGP Site  
 Parcel III and Portion of Parcel IV  
 Brooklyn, NY

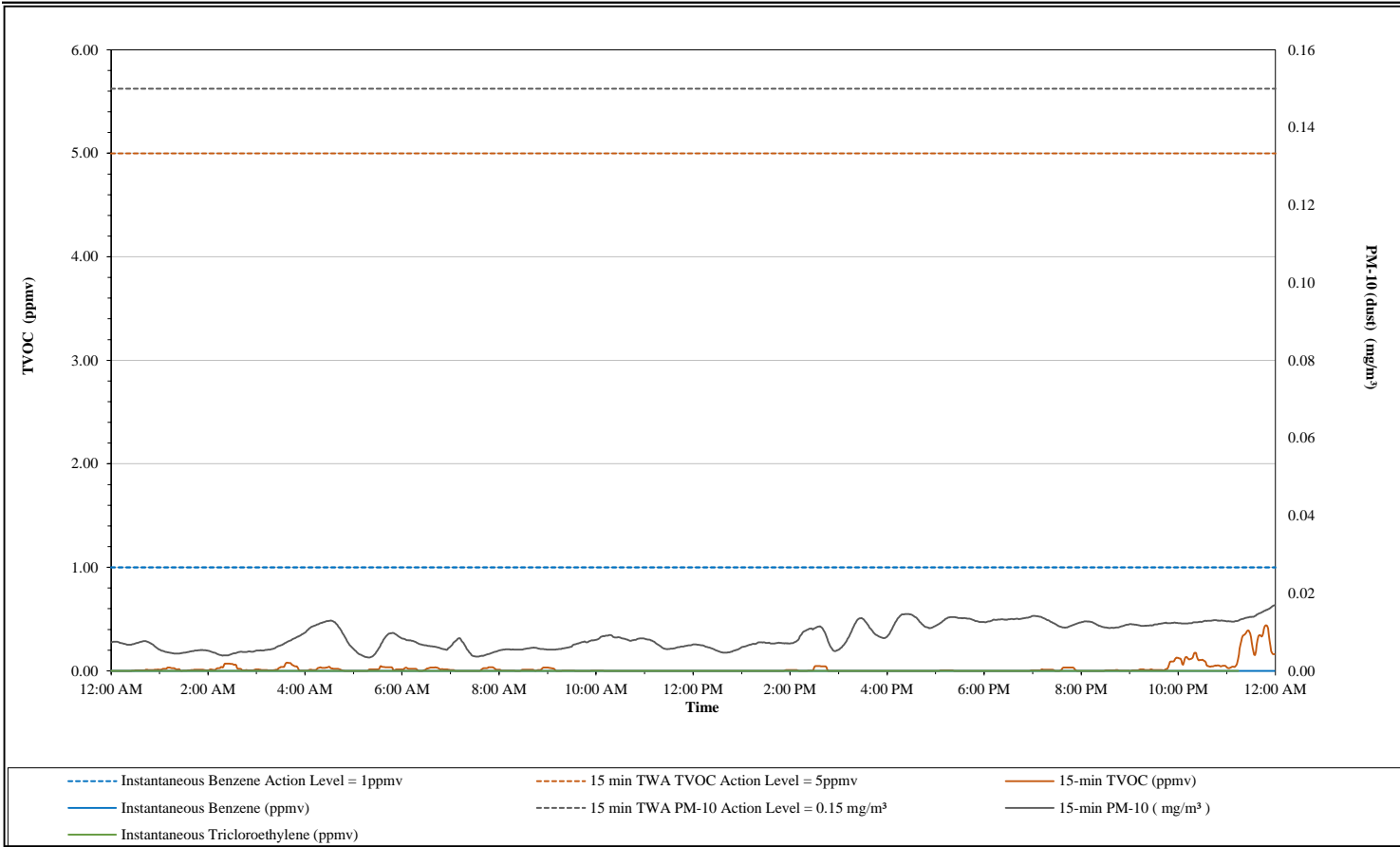
AMS 4



15 Minute TWA Data Summary Statistics				Instantaneous Compound Specific Data			
TVOC min =	0.00	PM-10 min =	0.00	Benzene min =	0.00	TCE min =	0.00
TVOC max =	0.02	PM-10 max =	0.01	Benzene max =	0.00	TCE max =	0.00
TVOC 24hr Avg =	0.00	PM-10 24hr Avg =	0.01				

**AirLogics LLC Perimeter Air Monitoring Systems**  
 Former Fulton MGP Site  
 Parcel III and Portion of Parcel IV  
 Brooklyn, NY

**AMS 5**



**Wind Data Summary**

DOWNWIND		10%
UPWIND		51%
CROSSWIND		5%
CALM		33%
TOTAL		100%

15 Minute TWA Data Summary Statistics				Instantaneous Compound Specific Data			
TVOC min =	0.00	PM-10 min =	0.00	Benzene min =	0.00	TCE min =	0.00
TVOC max =	0.44	PM-10 max =	0.02	Benzene max =	0.00	TCE max =	0.00
TVOC 24hr Avg =	0.02	PM-10 24hr Avg =	0.01				