



Former Fulton MGP Site – Parcel III and Portion of Parcel IV

Daily CAMP Report

DATE: 07/04/24
 FILE NO: 03.0034060.10

Daily Report No.: 689

This Daily Air Monitoring Report summarizes perimeter air monitoring data collected during the referenced period in accordance with the Community Air Monitoring Plan (CAMP) which was included as part of the NYSDEC approved Remedial Action Work Plan for the Former Fulton Manufactured Gas Plant (MGP) Site – Parcel III and Portion of Parcel IV. Note: the information included in this daily summary is based on preliminary results and is subject to change based on data validation.

Reporting Period:	Thursday, July 04, 2024		
Weather	Temperature: 70.70 – 89.60°F	Precipitation: 0.12 in	Relative Humidity: 66.26%
	Wind Speed: 0.22 – 4.25 mph	Prevailing Wind Direction: SW/E	
Concentrations detected above the Action Level	AMS-1: See Other, below	AMS-4: See Other, below	
	AMS-2: See Other, below	AMS-5: See Other, below	
	AMS-3: See Other, below	HH-1 (handheld readings along Degraw St): none	
Summary of Site Activities	<ul style="list-style-type: none"> GZA continued CAMP monitoring 24 hours per day. No work on the Site (Holiday). 		
Community Inquiries	<ul style="list-style-type: none"> None 		
Other	<ul style="list-style-type: none"> Elevated PM₁₀ concentration recorded at AMS-1 through AMS-5. No elevated TVOC concentrations recorded during the same period. No work performed onsite (July 4th holiday). Elevated PM₁₀ concentrations likely attributable to July 4th fireworks. NYSDEC notified by email on 07/05/24. 		

Figure 1 – CAMP Station Locations





Former Fulton MGP Site – Parcel III and Portion of Parcel IV

Daily CAMP Report

DATE: 07/04/24
FILE NO: 03.0034060.10

Daily Report No.: 689

TABLE 1 – OFFSITE HANDHELD AIR MONITORING DATA

DATE	TIME	LOCATION	TVOC ppm	PM ₁₀ mg/m ³	NOTES
-	-	-	-	-	CAMP monitored remotely (weekend)
-	-	-	-	-	CAMP monitored remotely (weekend)
-	-	-	-	-	CAMP monitored remotely (weekend)
-	-	-	-	-	CAMP monitored remotely (weekend)

TABLE 2 – ODOR AND VISIBLE DUST MONITORING LOG

DATE	TIME	NUISANCE ODORS (YES/NO)	VISIBLE DUST (YES/NO)	NOTES
-	-	-	-	CAMP monitored remotely (weekend)
-	-	-	-	CAMP monitored remotely (weekend)
-	-	-	-	CAMP monitored remotely (weekend)
-	-	-	-	CAMP monitored remotely (weekend)

Attachments:

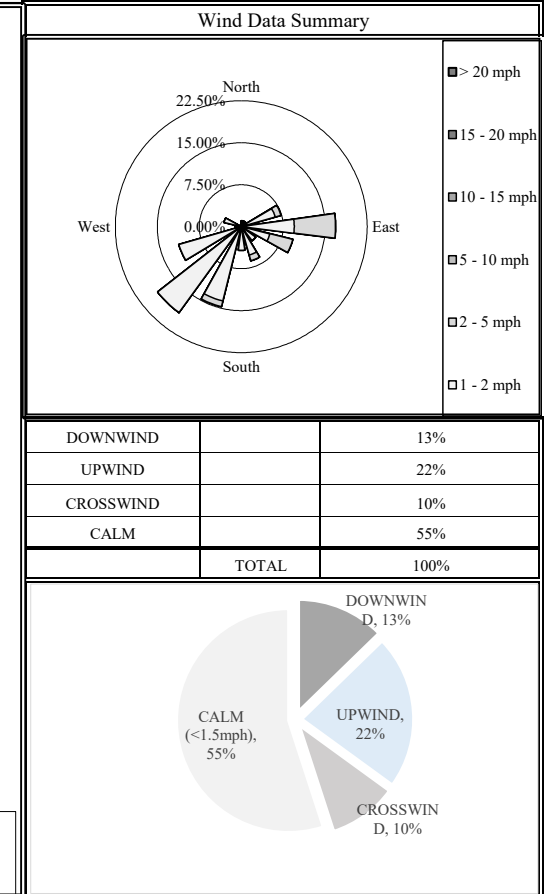
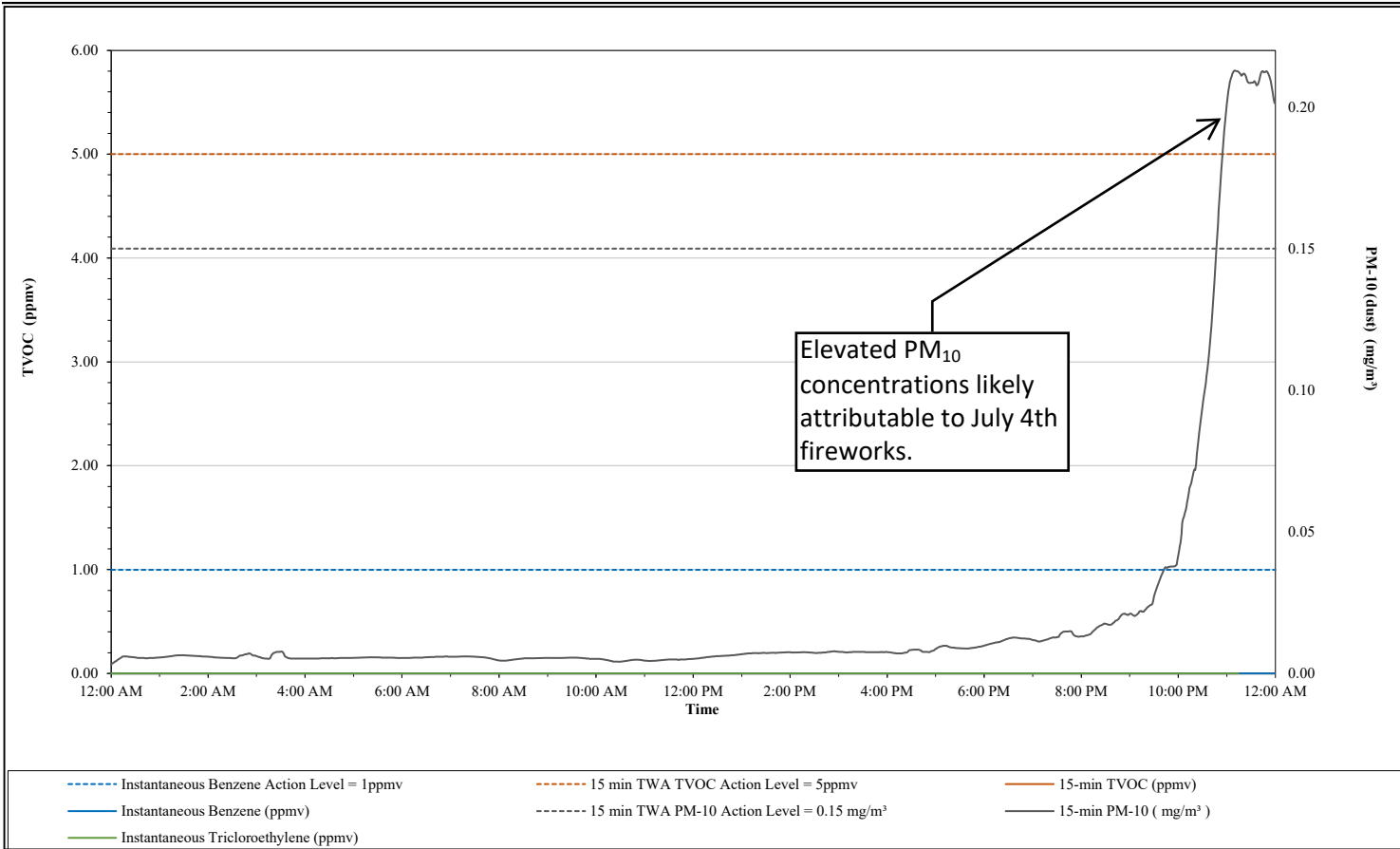
Daily Data Summary – Air Monitoring Stations 1 through 5

Prepared by: Geder Mena
Construction Manager II

Reviewed by: Dan Amate
Associate Principal

AirLogics LLC Perimeter Air Monitoring Systems
 Former Fulton MGP Site
 Parcel III and Portion of Parcel IV
 Brooklyn, NY

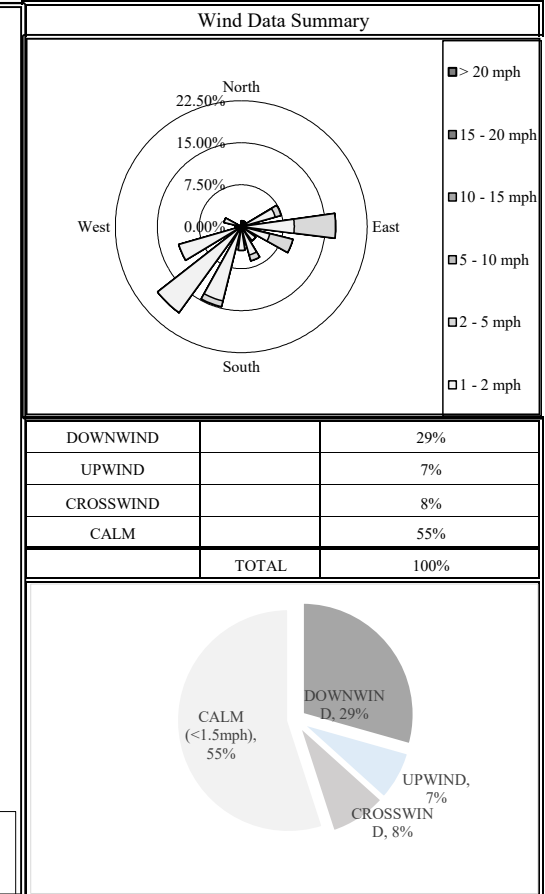
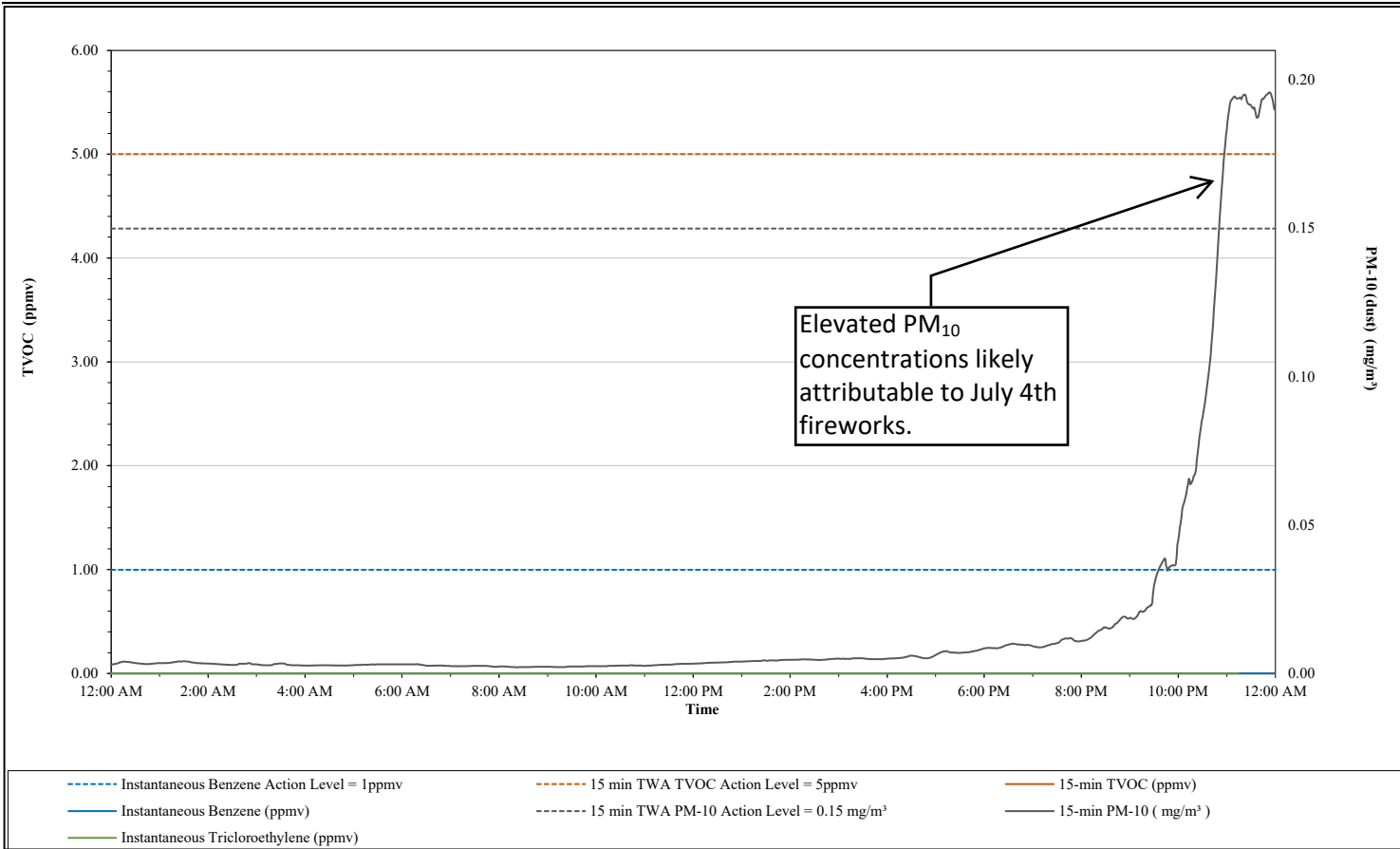
AMS 1



15 Minute TWA Data Summary Statistics				Instantaneous Compound Specific Data			
TVOC min =	0.00	PM-10 min =	0.00	Benzene min =	0.00	TCE min =	0.00
TVOC max =	0.00	PM-10 max =	0.21	Benzene max =	0.00	TCE max =	0.00
TVOC 24hr Avg =	0.00	PM-10 24hr Avg =	0.02				

AirLogics LLC Perimeter Air Monitoring Systems
 Former Fulton MGP Site
 Parcel III and Portion of Parcel IV
 Brooklyn, NY

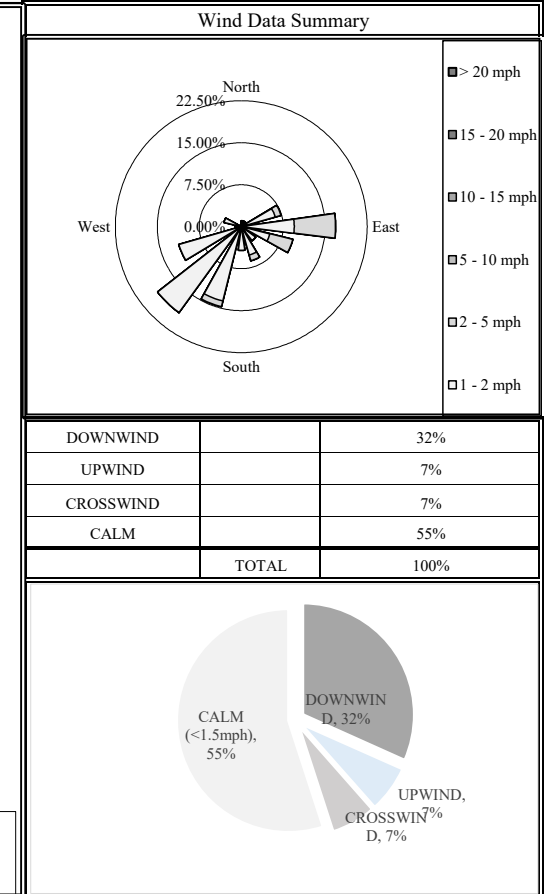
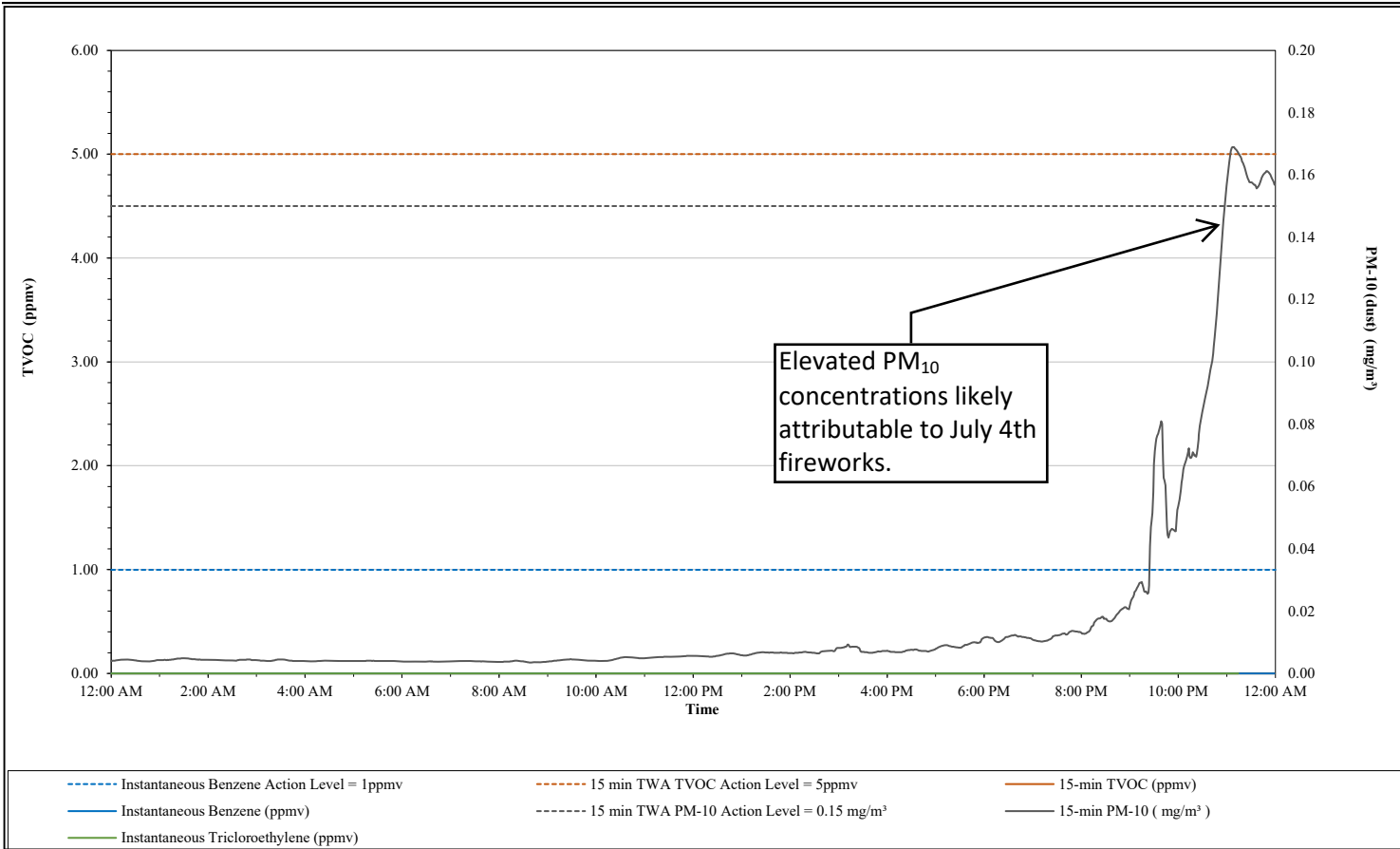
AMS 2



15 Minute TWA Data Summary Statistics				Instantaneous Compound Specific Data			
TVOC min =	0.00	PM-10 min =	0.00	Benzene min =	0.00	TCE min =	0.00
TVOC max =	0.00	PM-10 max =	0.20	Benzene max =	0.00	TCE max =	0.00
TVOC 24hr Avg =	0.00	PM-10 24hr Avg =	0.02				

AirLogics LLC Perimeter Air Monitoring Systems
 Former Fulton MGP Site
 Parcel III and Portion of Parcel IV
 Brooklyn, NY

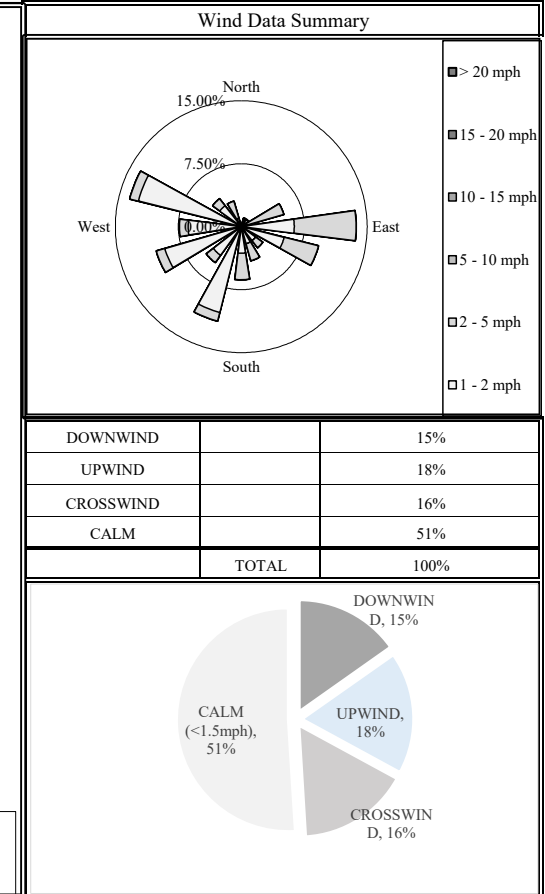
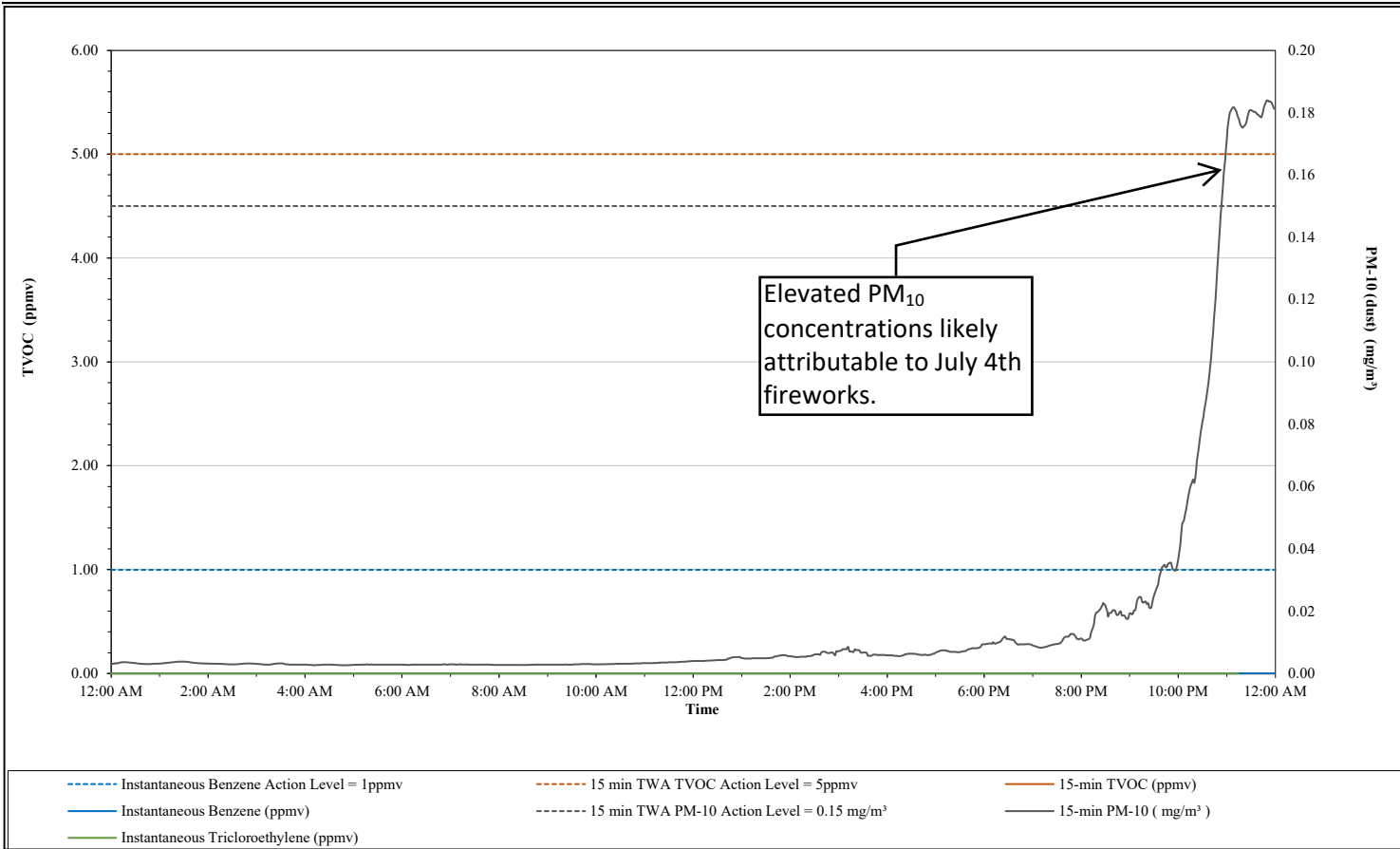
AMS 3



15 Minute TWA Data Summary Statistics				Instantaneous Compound Specific Data			
TVOC min =	0.00	PM-10 min =	0.00	Benzene min =	0.00	TCE min =	0.00
TVOC max =	0.00	PM-10 max =	0.17	Benzene max =	0.00	TCE max =	0.00
TVOC 24hr Avg =	0.00	PM-10 24hr Avg =	0.02				

AirLogics LLC Perimeter Air Monitoring Systems
 Former Fulton MGP Site
 Parcel III and Portion of Parcel IV
 Brooklyn, NY

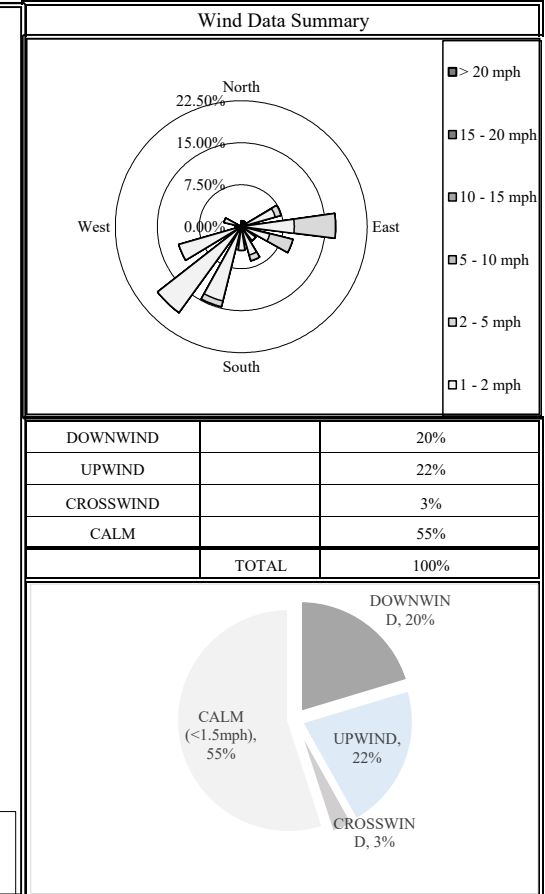
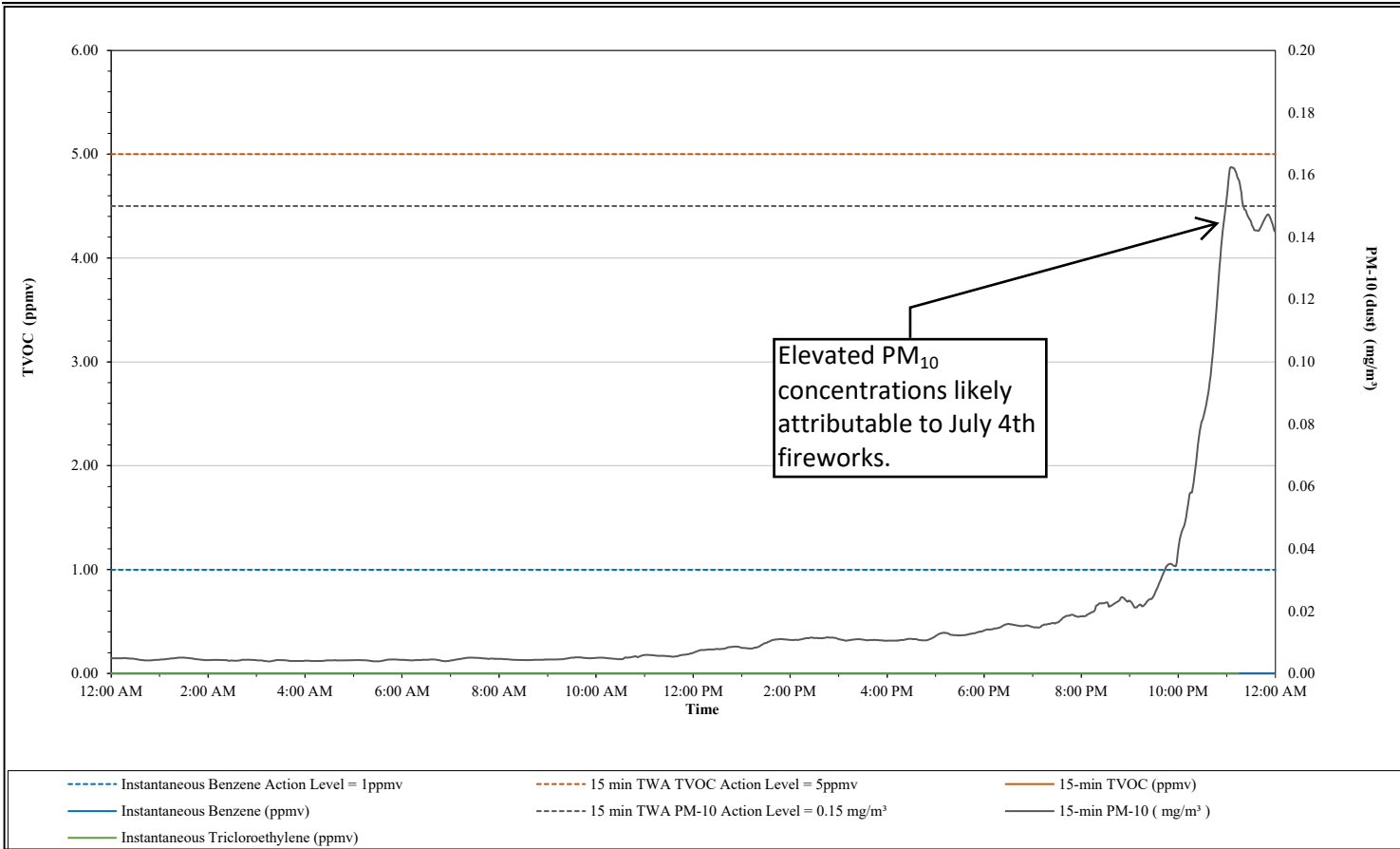
AMS 4



15 Minute TWA Data Summary Statistics				Instantaneous Compound Specific Data			
TVOC min =	0.00	PM-10 min =	0.00	Benzene min =	0.00	TCE min =	0.00
TVOC max =	0.00	PM-10 max =	0.18	Benzene max =	0.00	TCE max =	0.00
TVOC 24hr Avg =	0.00	PM-10 24hr Avg =	0.02				

AirLogics LLC Perimeter Air Monitoring Systems
 Former Fulton MGP Site
 Parcel III and Portion of Parcel IV
 Brooklyn, NY

AMS 5



15 Minute TWA Data Summary Statistics				Instantaneous Compound Specific Data			
TVOC min =	0.00	PM-10 min =	0.00	Benzene min =	0.00	TCE min =	0.00
TVOC max =	0.00	PM-10 max =	0.16	Benzene max =	0.00	TCE max =	0.00
TVOC 24hr Avg =	0.00	PM-10 24hr Avg =	0.02				