



Former Fulton MGP Site – Parcel III and Portion of Parcel IV

Daily CAMP Report

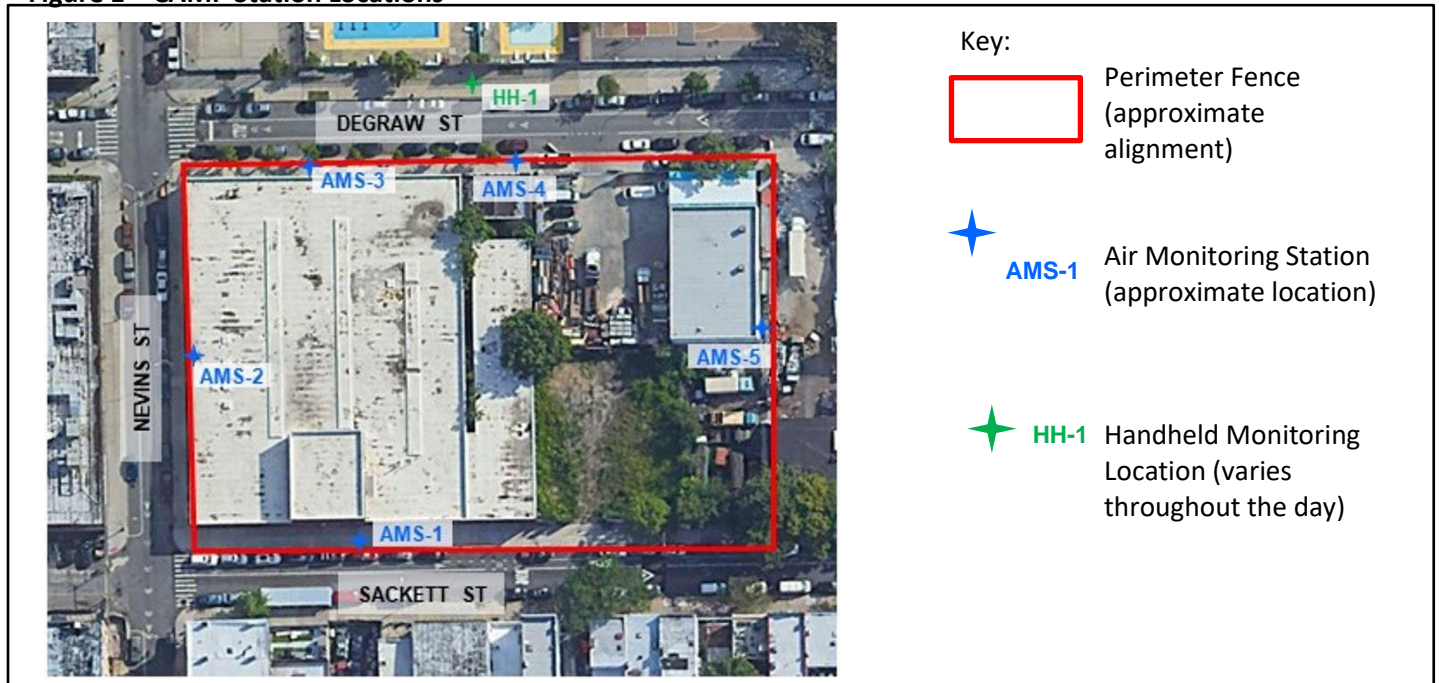
DATE: 10/14/24
 FILE NO: 03.0034060.10

Daily Report No.: 791

This Daily Air Monitoring Report summarizes perimeter air monitoring data collected during the referenced period in accordance with the Community Air Monitoring Plan (CAMP) which was included as part of the NYSDEC approved Remedial Action Work Plan for the Former Fulton Manufactured Gas Plant (MGP) Site – Parcel III and Portion of Parcel IV. Note: the information included in this daily summary is based on preliminary results and is subject to change based on data validation.

Reporting Period:	Monday, October 14, 2024		
Weather	Temperature: 48.70 – 69.10°F	Precipitation: 0.00 in	Relative Humidity: 63.40%
	Wind Speed: 0.22 – 8.18 mph	Prevailing Wind Direction: NW	
Concentrations detected above the Action Level	AMS-1: None	AMS-4: None	
	AMS-2: None	AMS-5: None	
	AMS-3: None	HH-1 (handheld readings along Degraw St): none	
Summary of Site Activities	<ul style="list-style-type: none"> GZA continued CAMP monitoring 24 hours per day. CEI operated the water treatment system and VMS and American Dewatering & Grouting (ADG) operated the Parcel IV dewatering system. CEI started the changeout of WTS media. CEI refueled equipment and performed general housekeeping. ENTACT continued mobilizing ISS equipment and materials. 		
Community Inquiries	<ul style="list-style-type: none"> None 		
Other	<ul style="list-style-type: none"> Charles Lambert (WSP) visited the Site. Mat Frankel (Langan) visited the Site. 		

Figure 1 – CAMP Station Locations





Former Fulton MGP Site – Parcel III and Portion of Parcel IV
Daily CAMP Report

DATE: 10/14/24
 FILE NO: 03.0034060.10

Daily Report No.: 791

TABLE 1 – OFFSITE HANDHELD AIR MONITORING DATA

DATE	TIME	LOCATION	TVOC ppm	PM ₁₀ mg/m ³	NOTES
10/14/2024	8:30 AM	HH-1	0.0	0.043	-
10/14/2024	10:30 AM	HH-1	0.0	0.040	-
10/14/2024	12:30 PM	HH-1	0.0	0.048	-
10/14/2024	2:30 PM	HH-1	0.0	0.036	-

TABLE 2 – ODOR AND VISIBLE DUST MONITORING LOG

DATE	TIME	NUISANCE ODORS (YES/NO)	VISIBLE DUST (YES/NO)	NOTES
10/14/2024	8:30 AM	NO	NO	-
10/14/2024	10:30 AM	NO	NO	-
10/14/2024	12:30 PM	NO	NO	-
10/14/2024	2:30 PM	NO	NO	-

Attachments:

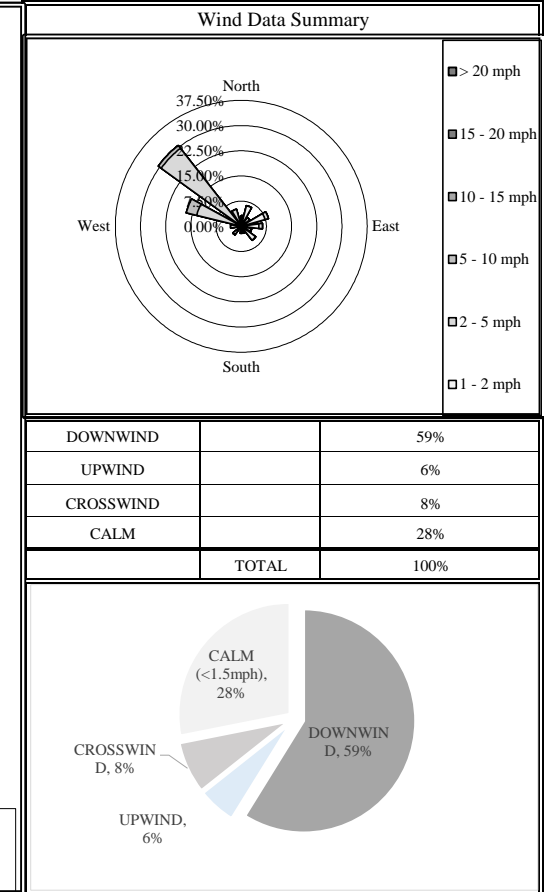
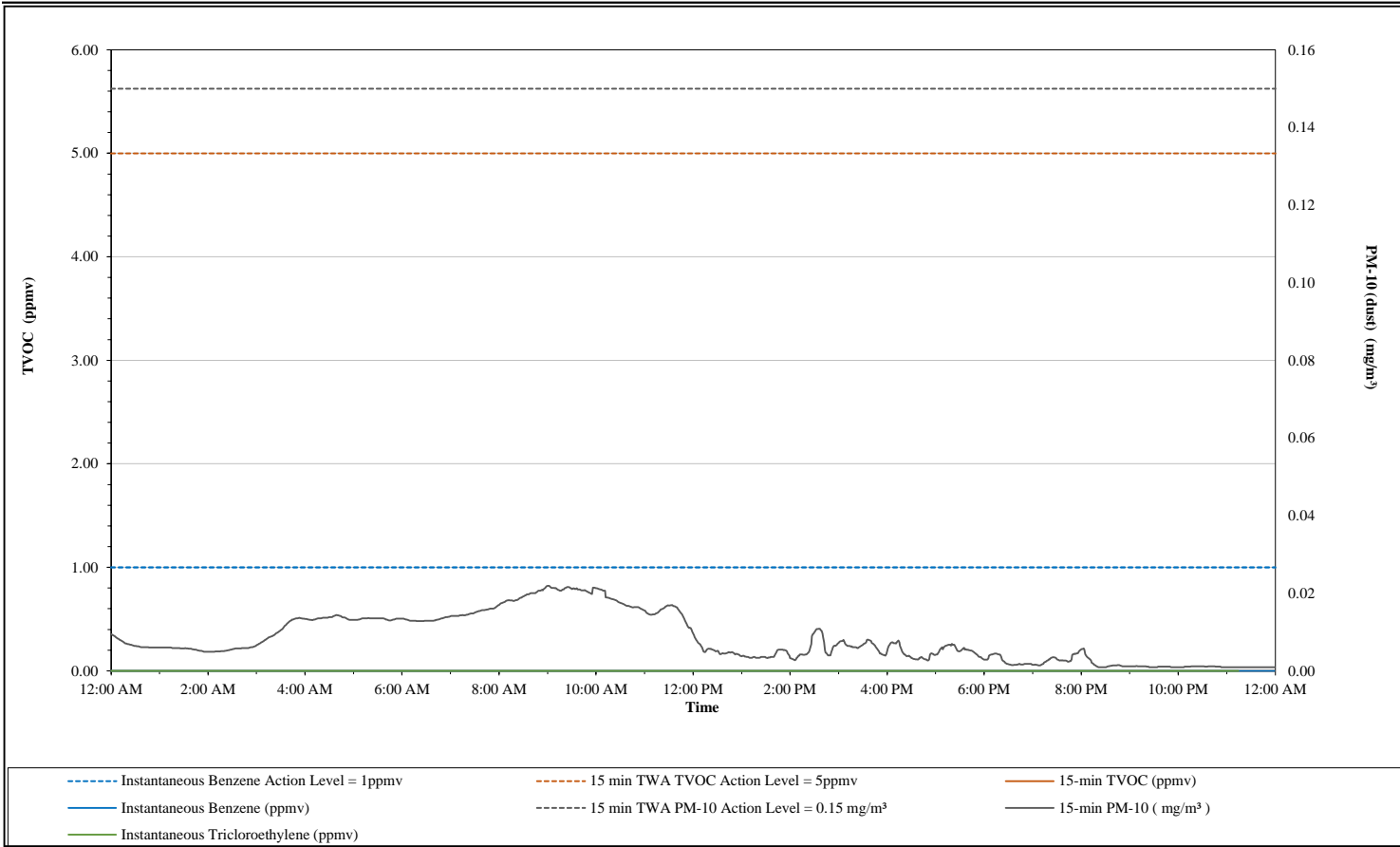
Daily Data Summary – Air Monitoring Stations 1 through 5

Prepared by: Geder Mena
 Construction Manager II

Reviewed by: Dan Amate
 Associate Principal

AirLogics LLC Perimeter Air Monitoring Systems
 Former Fulton MGP Site
 Parcel III and Portion of Parcel IV
 Brooklyn, NY

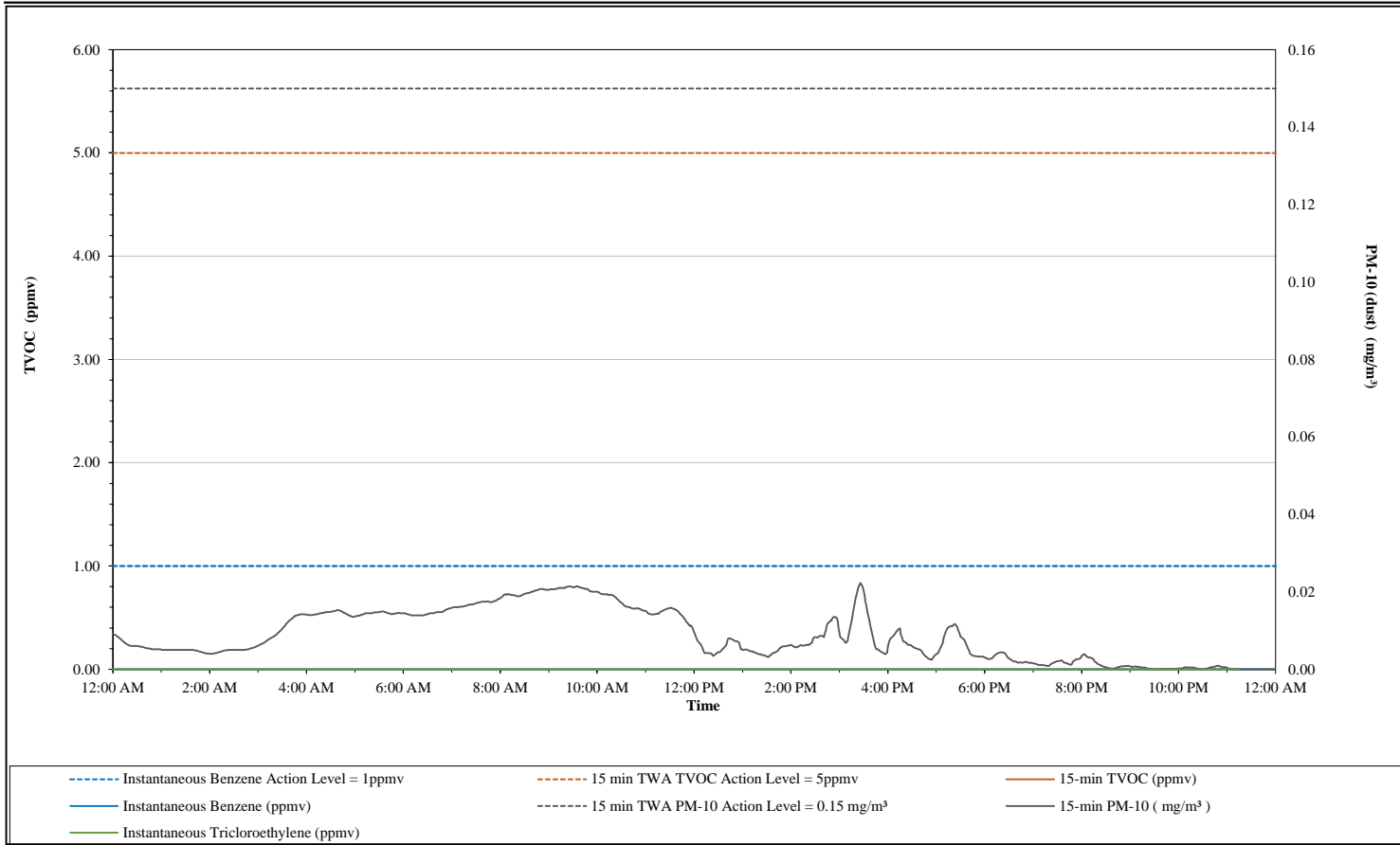
AMS 1



15 Minute TWA Data Summary Statistics				Instantaneous Compound Specific Data			
TVOC min =	0.00	PM-10 min =	0.00	Benzene min =	0.00	TCE min =	0.00
TVOC max =	0.00	PM-10 max =	0.02	Benzene max =	0.00	TCE max =	0.00
TVOC 24hr Avg =	0.00	PM-10 24hr Avg =	0.01				

AirLogics LLC Perimeter Air Monitoring Systems
 Former Fulton MGP Site
 Parcel III and Portion of Parcel IV
 Brooklyn, NY

AMS 2



Wind Data Summary

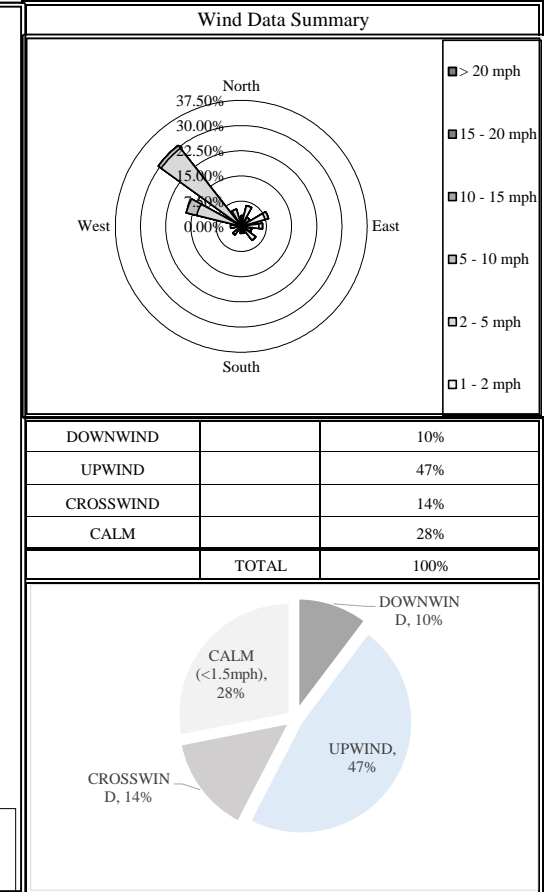
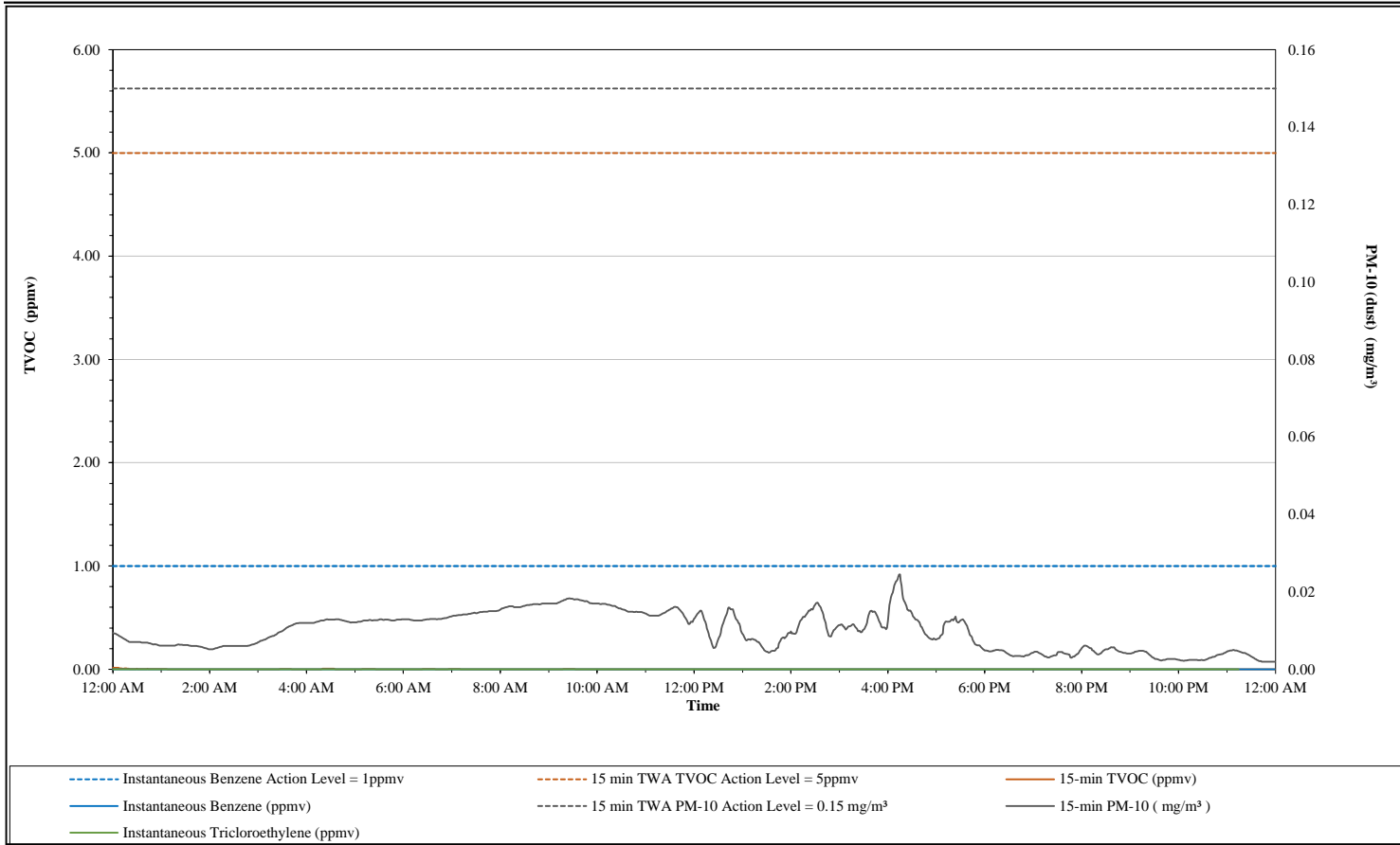
- > 20 mph
- 15 - 20 mph
- 10 - 15 mph
- 5 - 10 mph
- 2 - 5 mph
- 1 - 2 mph

DOWNWIND		15%
UPWIND		44%
CROSSWIND		13%
CALM		28%
TOTAL		100%

15 Minute TWA Data Summary Statistics				Instantaneous Compound Specific Data			
TVOC min =	0.00	PM-10 min =	0.00	Benzene min =	0.00	TCE min =	0.00
TVOC max =	0.00	PM-10 max =	0.02	Benzene max =	0.00	TCE max =	0.00
TVOC 24hr Avg =	0.00	PM-10 24hr Avg =	0.01				

AirLogics LLC Perimeter Air Monitoring Systems
 Former Fulton MGP Site
 Parcel III and Portion of Parcel IV
 Brooklyn, NY

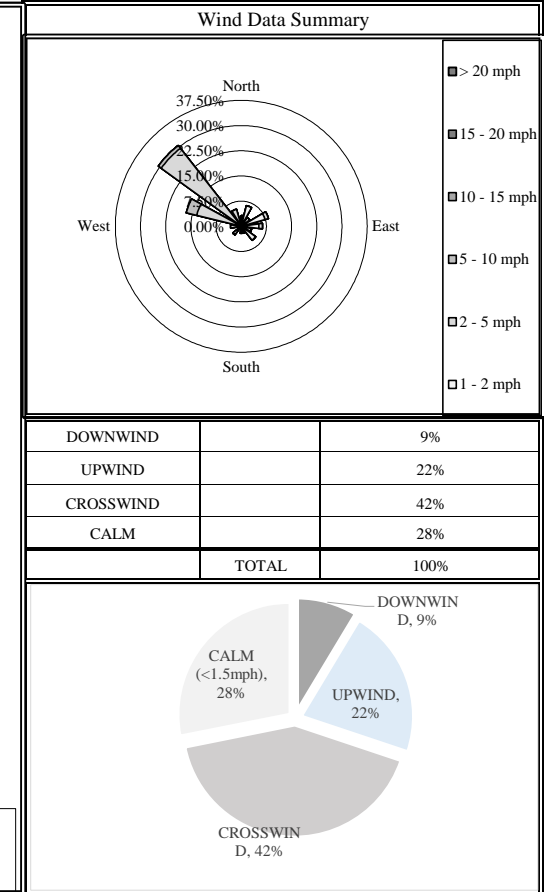
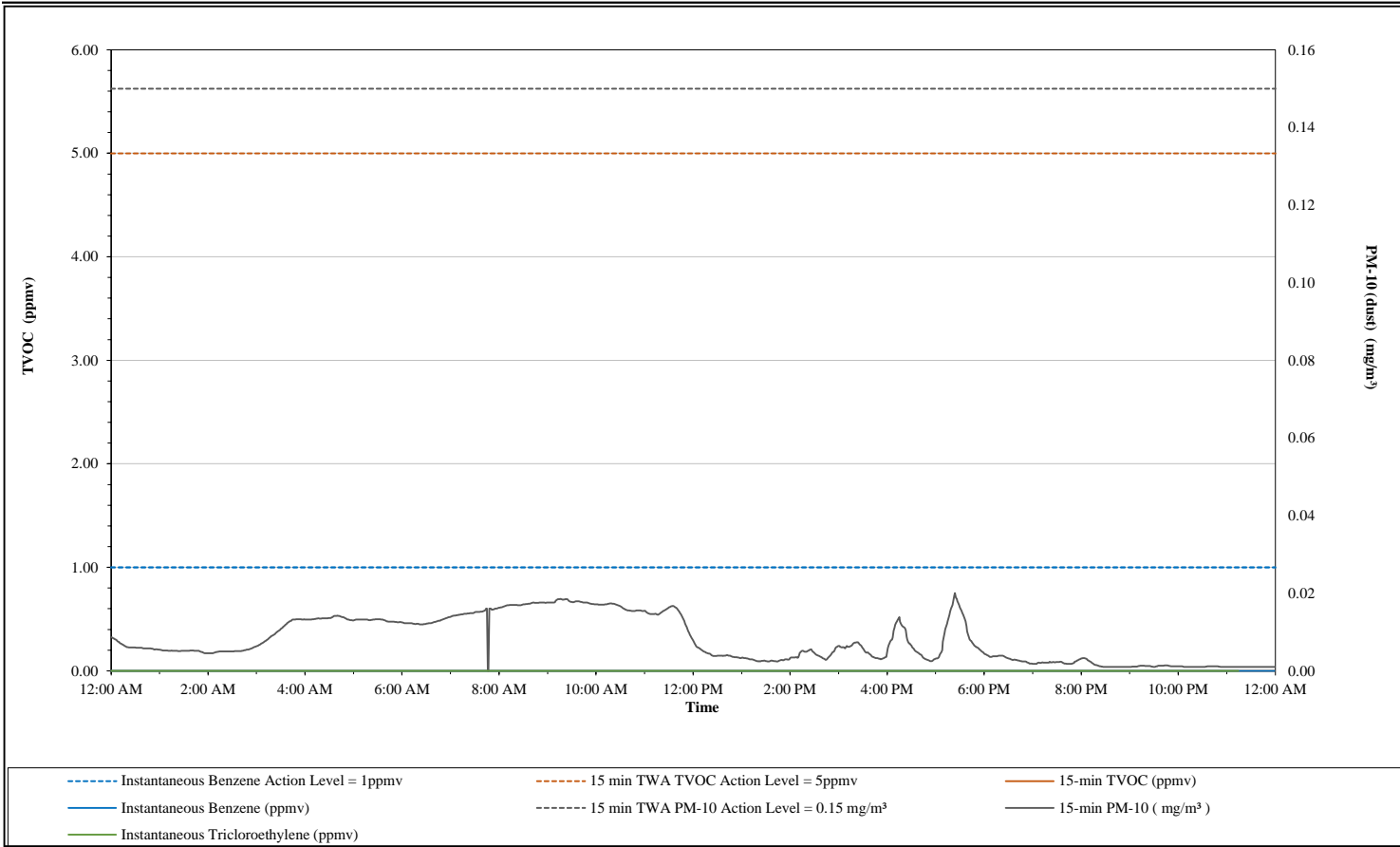
AMS 3



15 Minute TWA Data Summary Statistics				Instantaneous Compound Specific Data			
TVOC min =	0.00	PM-10 min =	0.00	Benzene min =	0.00	TCE min =	0.00
TVOC max =	0.02	PM-10 max =	0.02	Benzene max =	0.00	TCE max =	0.00
TVOC 24hr Avg =	0.00	PM-10 24hr Avg =	0.01				

AirLogics LLC Perimeter Air Monitoring Systems
 Former Fulton MGP Site
 Parcel III and Portion of Parcel IV
 Brooklyn, NY

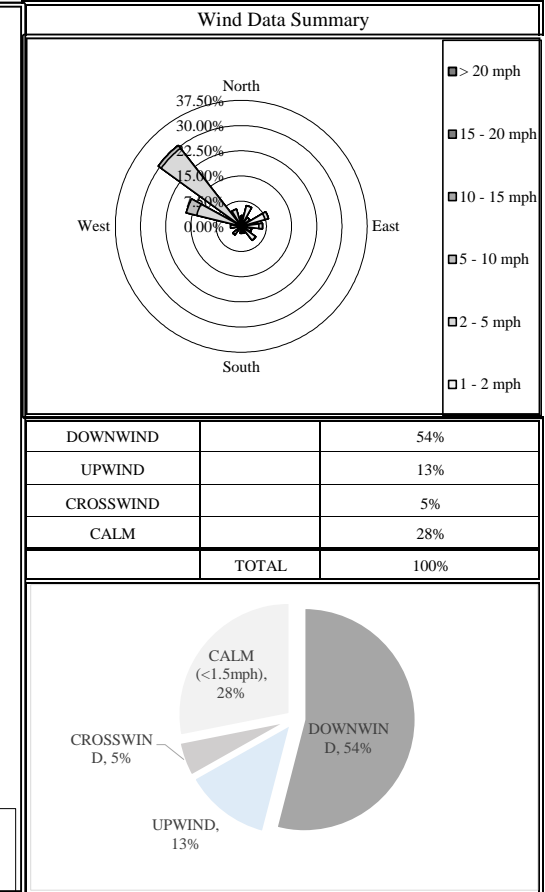
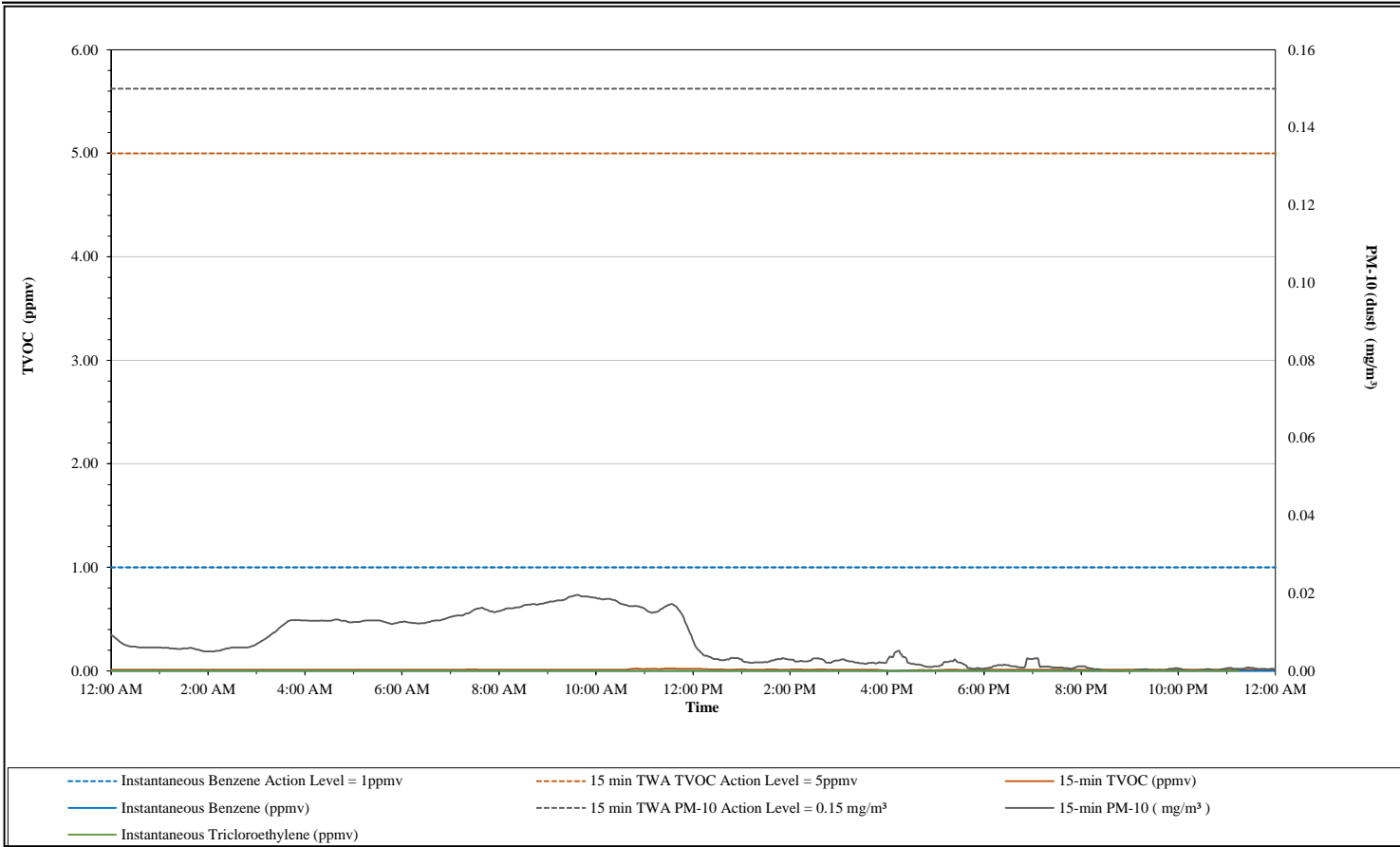
AMS 4



15 Minute TWA Data Summary Statistics				Instantaneous Compound Specific Data			
TVOC min =	0.00	PM-10 min =	0.00	Benzene min =	0.00	TCE min =	0.00
TVOC max =	0.00	PM-10 max =	0.02	Benzene max =	0.00	TCE max =	0.00
TVOC 24hr Avg =	0.00	PM-10 24hr Avg =	0.01				

AirLogics LLC Perimeter Air Monitoring Systems
 Former Fulton MGP Site
 Parcel III and Portion of Parcel IV
 Brooklyn, NY

AMS 5



15 Minute TWA Data Summary Statistics				Instantaneous Compound Specific Data			
TVOC min =	0.00	PM-10 min =	0.00	Benzene min =	0.00	TCE min =	0.00
TVOC max =	0.02	PM-10 max =	0.02	Benzene max =	0.00	TCE max =	0.00
TVOC 24hr Avg =	0.01	PM-10 24hr Avg =	0.01				