



# Former Fulton MGP Site – Parcel III and Portion of Parcel IV

## Daily CAMP Report

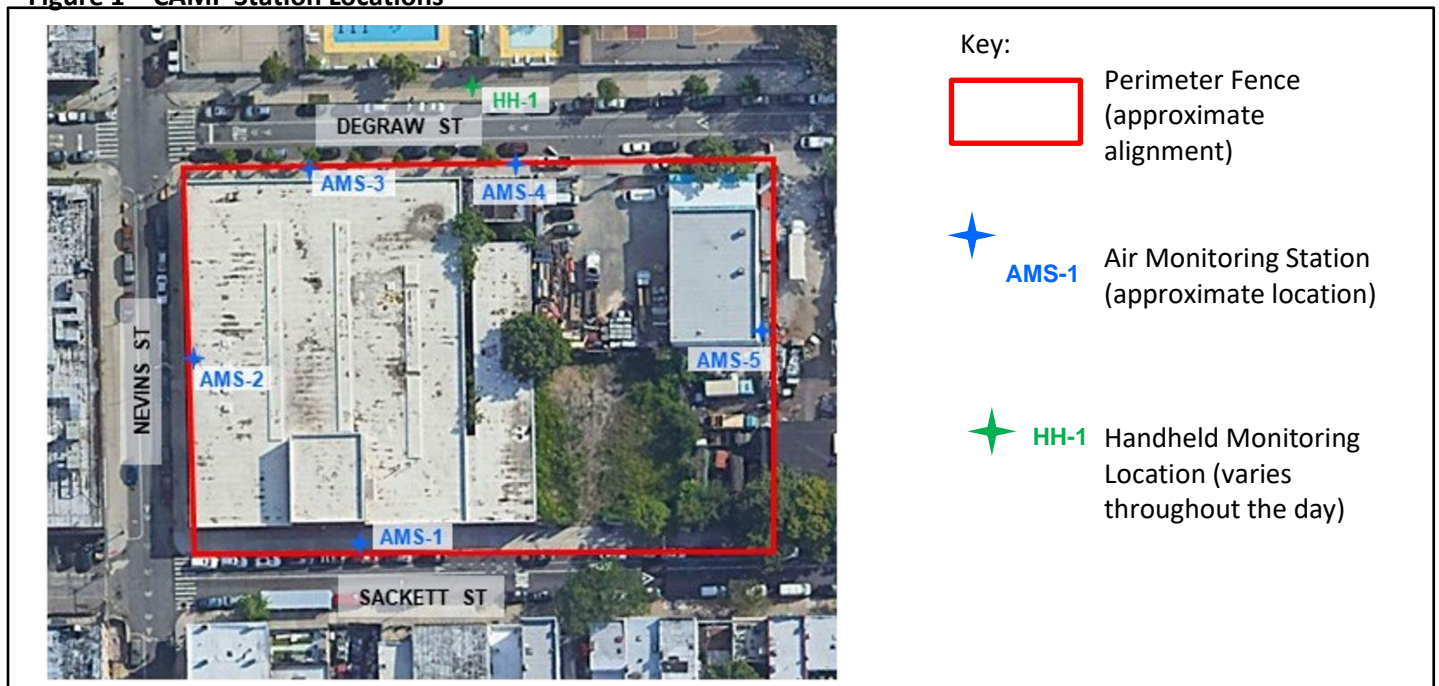
DATE: 10/25/24  
 FILE NO: 03.0034060.10

Daily Report No.: 802

This Daily Air Monitoring Report summarizes perimeter air monitoring data collected during the referenced period in accordance with the Community Air Monitoring Plan (CAMP) which was included as part of the NYSDEC approved Remedial Action Work Plan for the Former Fulton Manufactured Gas Plant (MGP) Site – Parcel III and Portion of Parcel IV. Note: the information included in this daily summary is based on preliminary results and is subject to change based on data validation.

<b>Reporting Period:</b>	Friday, October 25, 2024		
<b>Weather</b>	Temperature: 48.60 – 65.80°F	Precipitation: 0.00 in	Relative Humidity: 51.63%
	Wind Speed: 0.25 – 5.10 mph	Prevailing Wind Direction: W/NW	
<b>Concentrations detected above the Action Level</b>	AMS-1: None	AMS-4: None	
	AMS-2: None	AMS-5: None	
	AMS-3: None	HH-1 (handheld readings along Degraw St): None	
<b>Summary of Site Activities</b>	<ul style="list-style-type: none"> <li>GZA continued CAMP monitoring 24 hours per day.</li> <li>CEI operated the water treatment system, and the VMS and American Dewatering &amp; Grouting (ADG) operated the Parcel IV dewatering system.</li> <li>CEI continued removing the Parcel IV holder and transported 21 truckloads of non-hazardous soil to Clean Earth of Southeast Pennsylvania.</li> <li>CEI performed general housekeeping, refueled equipment, refreshed utility mark outs and secured the Site for the weekend.</li> <li>ENTACT completed assembling the ISS rig and started the ISS Pilot Test Study.</li> </ul>		
<b>Community Inquiries</b>	<ul style="list-style-type: none"> <li>None</li> </ul>		
<b>Other</b>	<ul style="list-style-type: none"> <li>Aaron Fischer (NYSDEC), and Charles Lambert (WSP) visited the Site.</li> <li>Mat Frankel (Langan) visited the Site.</li> </ul>		

Figure 1 – CAMP Station Locations





**Former Fulton MGP Site – Parcel III and Portion of Parcel IV  
Daily CAMP Report**

DATE: 10/25/24  
FILE NO: 03.0034060.10

Daily Report No.: 802

**TABLE 1 – OFFSITE HANDHELD AIR MONITORING DATA**

DATE	TIME	LOCATION	TVOC ppm	PM <sub>10</sub> mg/m <sup>3</sup>	NOTES
10/25/2024	8:30 AM	HH-1	0.0	0.011	-
10/25/2024	10:30 AM	HH-1	0.0	0.013	-
10/25/2024	12:30 PM	HH-1	0.0	0.017	-
10/25/2024	2:30 PM	HH-1	0.0	0.016	-

**TABLE 2 – ODOR AND VISIBLE DUST MONITORING LOG**

DATE	TIME	NUISANCE ODORS (YES/NO)	VISIBLE DUST (YES/NO)	NOTES
10/25/2024	8:30 AM	NO	NO	-
10/25/2024	10:30 AM	NO	NO	-
10/25/2024	12:30 PM	NO	NO	-
10/25/2024	2:30 PM	NO	NO	-

**Attachments:**

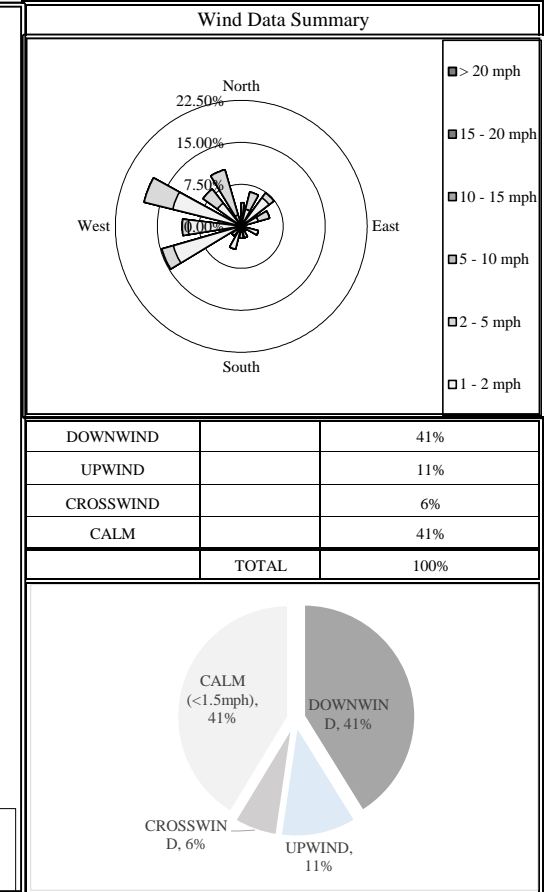
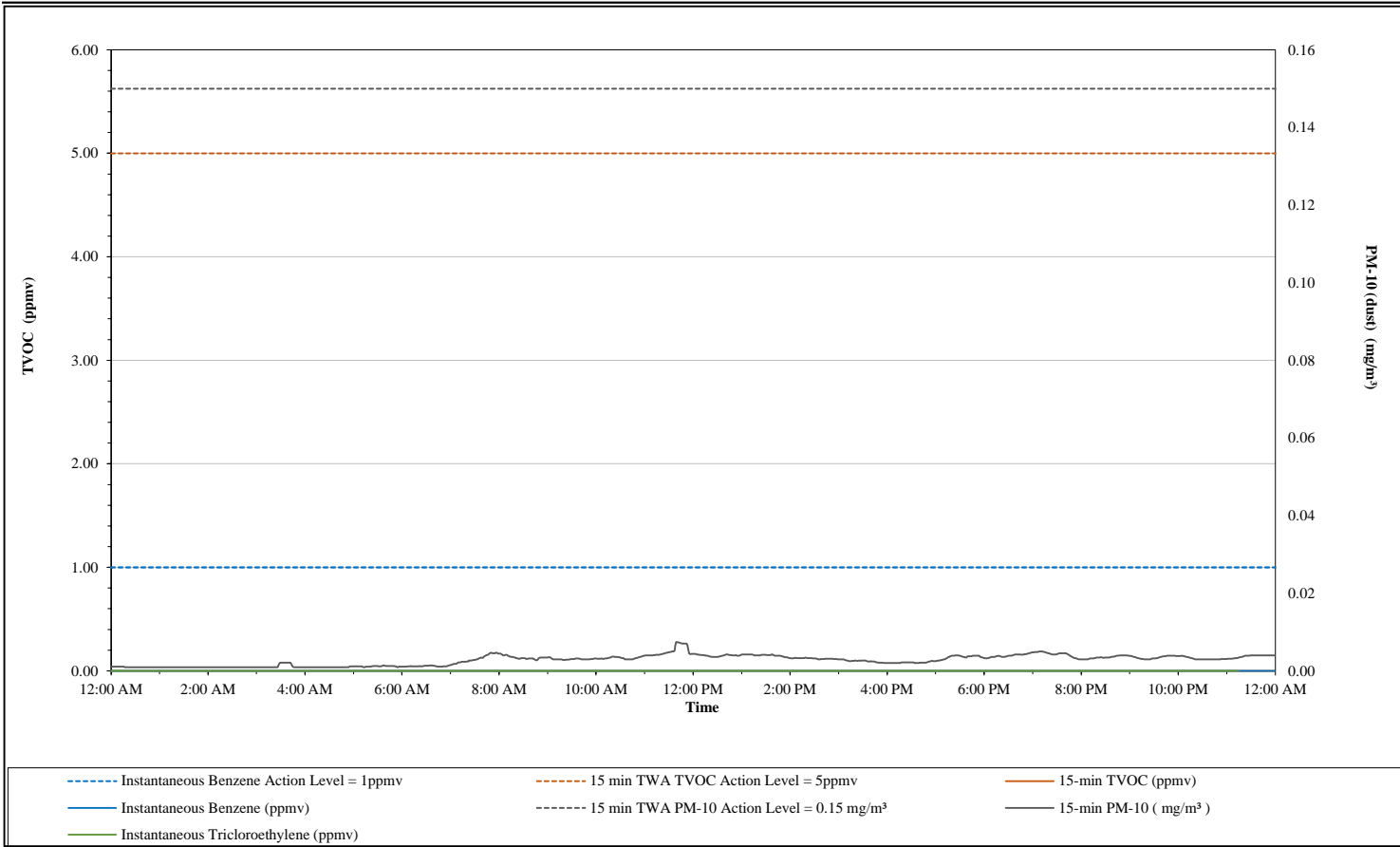
Daily Data Summary – Air Monitoring Stations 1 through 5

Prepared by: Geder Mena  
Construction Manager II

Reviewed by: Dan Amate  
Associate Principal

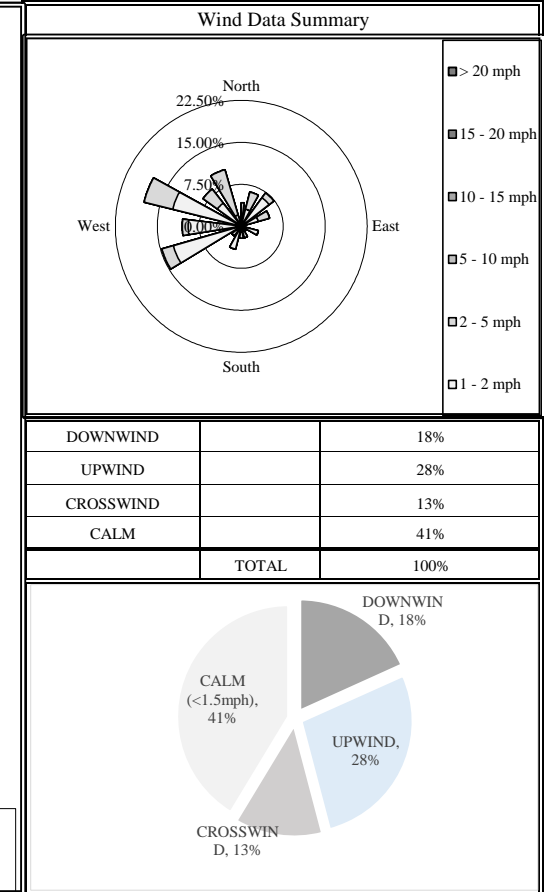
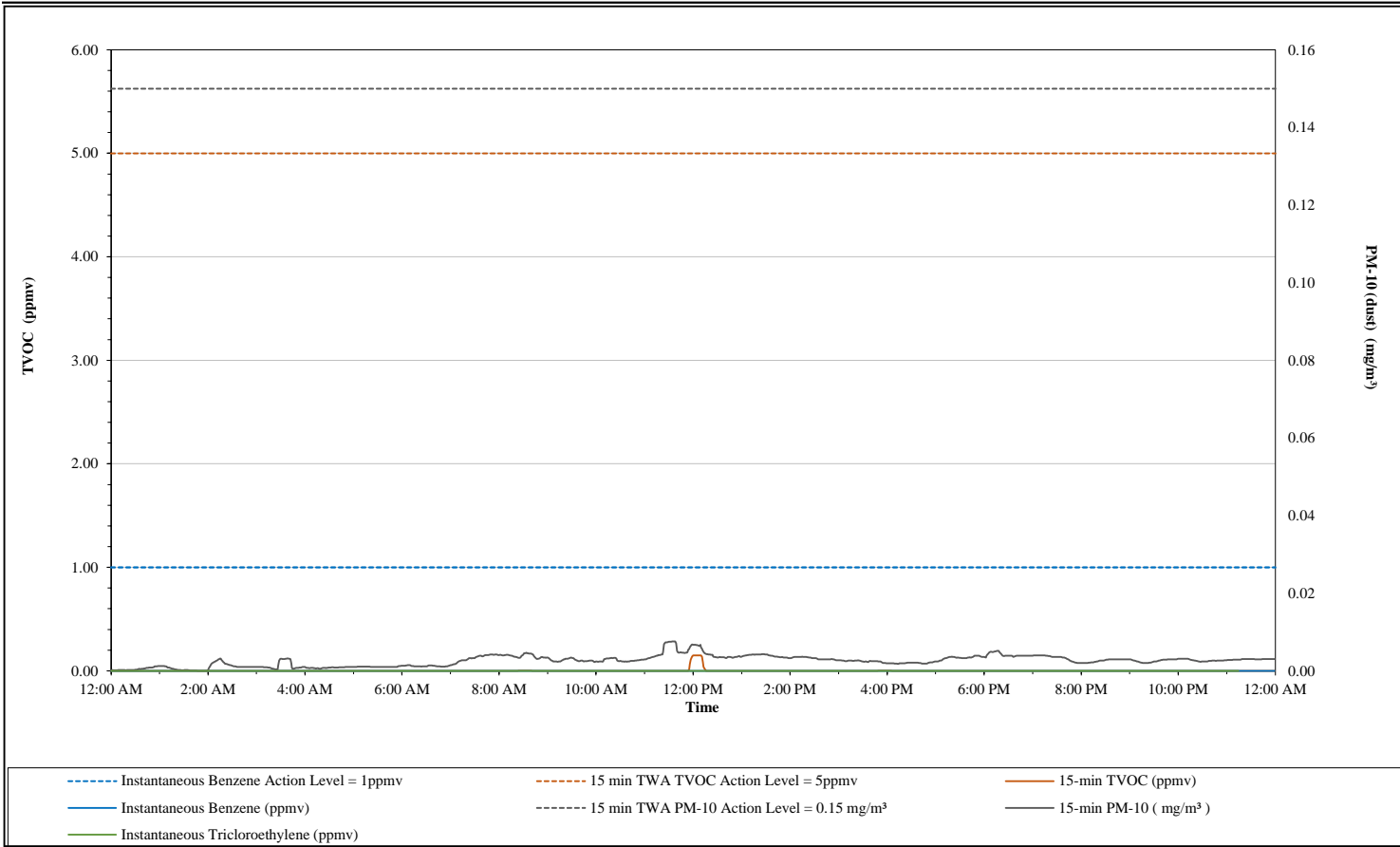
**AirLogics LLC Perimeter Air Monitoring Systems**  
 Former Fulton MGP Site  
 Parcel III and Portion of Parcel IV  
 Brooklyn, NY

AMS 1



15 Minute TWA Data Summary Statistics				Instantaneous Compound Specific Data			
TVOC min =	0.00	PM-10 min =	0.00	Benzene min =	0.00	TCE min =	0.00
TVOC max =	0.00	PM-10 max =	0.01	Benzene max =	0.00	TCE max =	0.00
TVOC 24hr Avg =	0.00	PM-10 24hr Avg =	0.00				

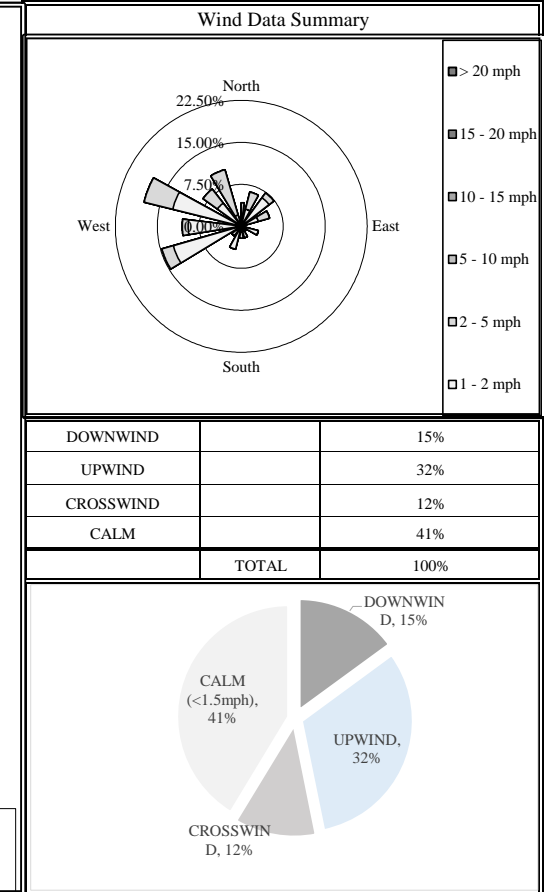
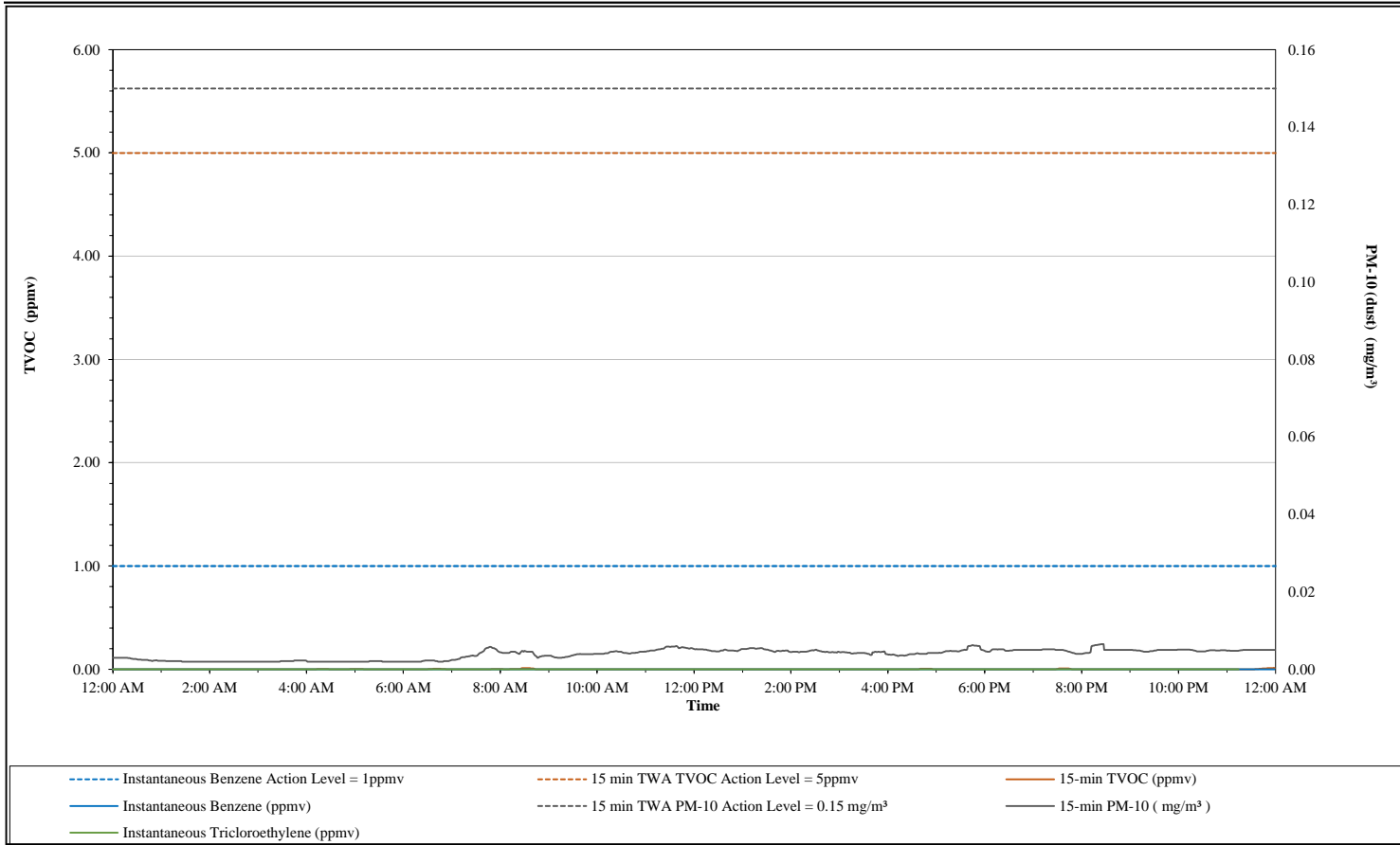
AMS 2



15 Minute TWA Data Summary Statistics				Instantaneous Compound Specific Data			
TVOC min =	0.00	PM-10 min =	0.00	Benzene min =	0.00	TCE min =	0.00
TVOC max =	0.15	PM-10 max =	0.01	Benzene max =	0.00	TCE max =	0.00
TVOC 24hr Avg =	0.00	PM-10 24hr Avg =	0.00				

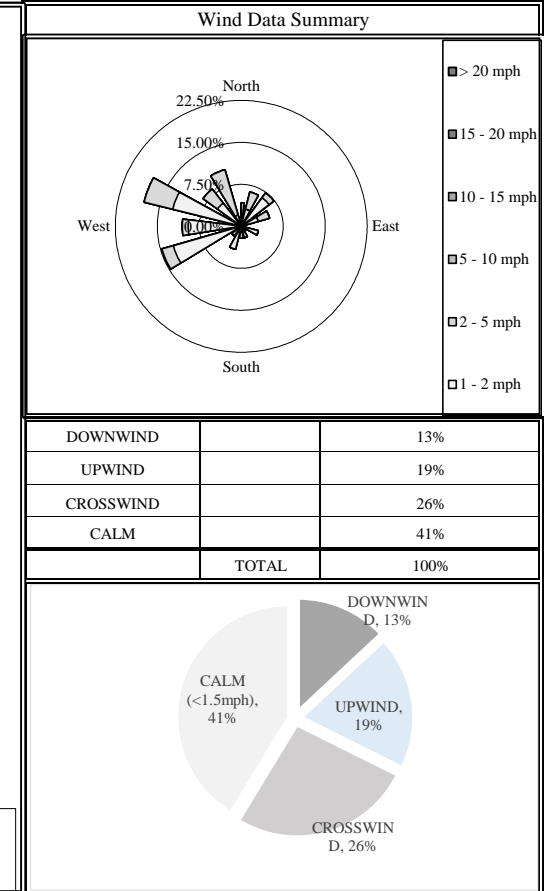
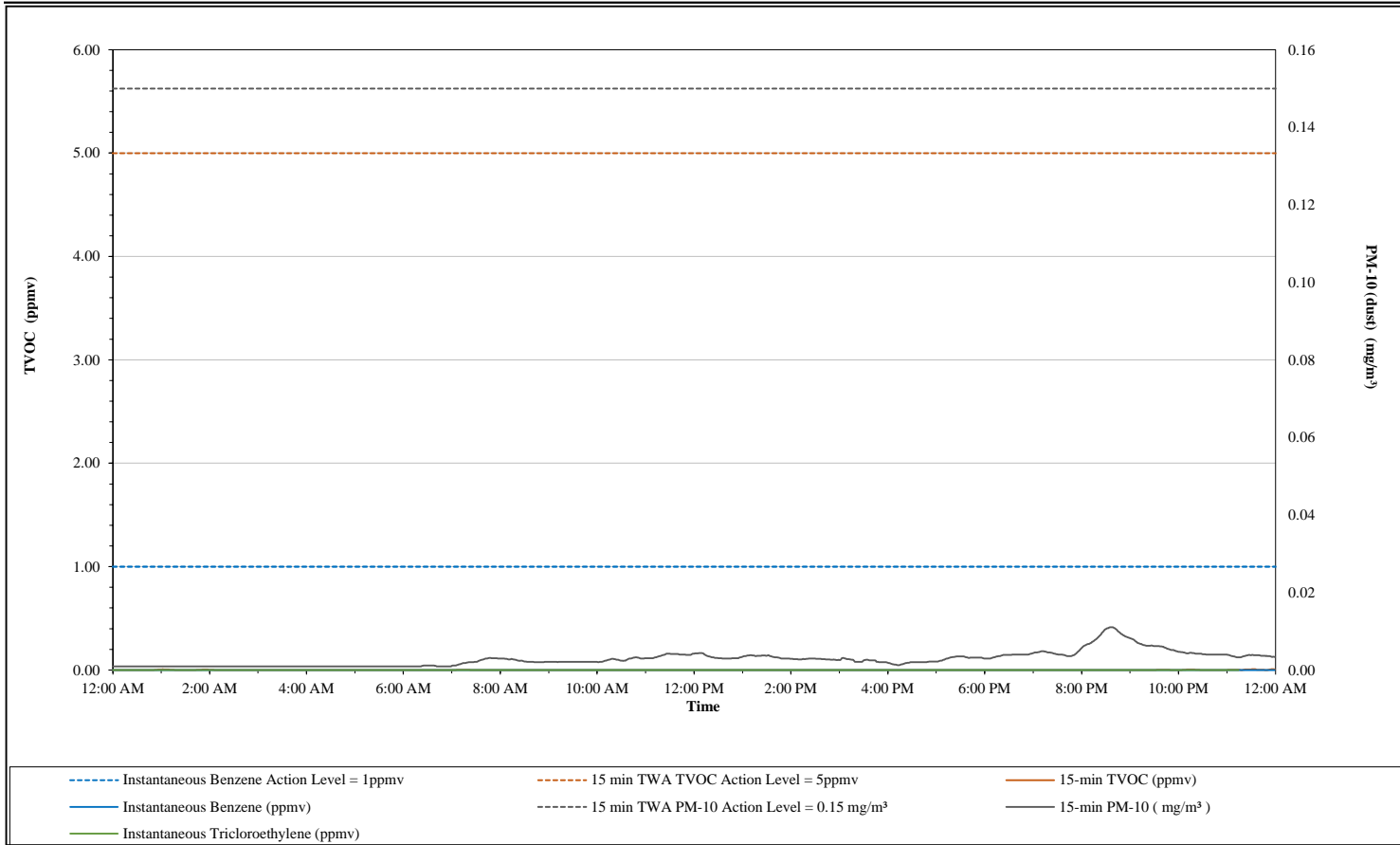
**AirLogics LLC Perimeter Air Monitoring Systems**  
 Former Fulton MGP Site  
 Parcel III and Portion of Parcel IV  
 Brooklyn, NY

AMS 3



15 Minute TWA Data Summary Statistics				Instantaneous Compound Specific Data			
TVOC min =	0.00	PM-10 min =	0.00	Benzene min =	0.00	TCE min =	0.00
TVOC max =	0.01	PM-10 max =	0.01	Benzene max =	0.00	TCE max =	0.00
TVOC 24hr Avg =	0.00	PM-10 24hr Avg =	0.00				

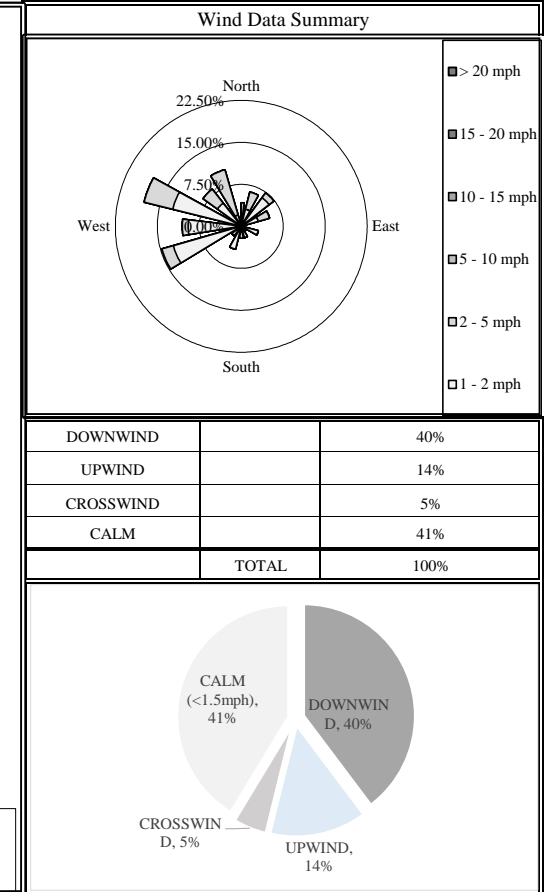
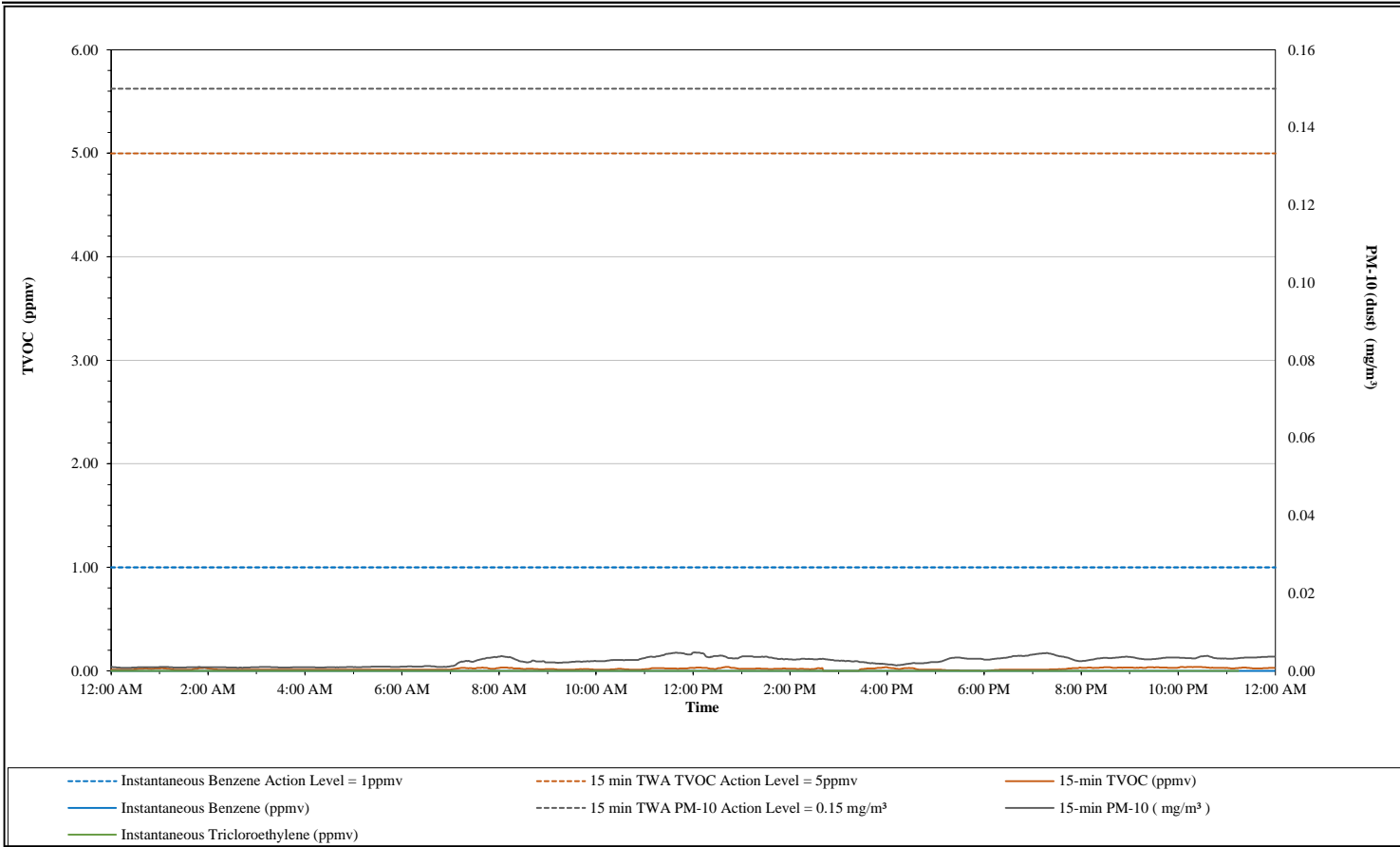
AMS 4



15 Minute TWA Data Summary Statistics				Instantaneous Compound Specific Data			
TVOC min =	0.00	PM-10 min =	0.00	Benzene min =	0.00	TCE min =	0.00
TVOC max =	0.01	PM-10 max =	0.01	Benzene max =	0.00	TCE max =	0.00
TVOC 24hr Avg =	0.00	PM-10 24hr Avg =	0.00				

**AirLogics LLC Perimeter Air Monitoring Systems**  
 Former Fulton MGP Site  
 Parcel III and Portion of Parcel IV  
 Brooklyn, NY

AMS 5



15 Minute TWA Data Summary Statistics				Instantaneous Compound Specific Data			
TVOC min =	0.00	PM-10 min =	0.00	Benzene min =	0.00	TCE min =	0.00
TVOC max =	0.04	PM-10 max =	0.00	Benzene max =	0.00	TCE max =	0.00
TVOC 24hr Avg =	0.02	PM-10 24hr Avg =	0.00				