



MOVE YOUR ENVIRONMENT FORWARD

CONSTRUCTION COMPLETION REPORT 870 STANLEY AVENUE SUB-SLAB DEPRESSURIZATION SYSTEM

Elton Street Groundwater Site & Linwood Street Groundwater Site

870 Stanley Avenue
Brooklyn, New York 11215
NYSDEC Site # 224250 and 224301

Prepared For:

Contract# D009808, Work Assignment No. 21
New York State Department of Environmental Conservation
Division of Environmental Remediation
625 Broadway
Albany, New York 12233-7012

Prepared By:

HRP Associates, Inc.
1 Fairchild Square, Suite 110
Clifton Park, NY 12065

HRP #: DEC1021.P2

Issued On: March 26, 2026



TABLE OF CONTENTS

1.0 INTRODUCTION..... 1

1.1 Report Organization 1

1.2 Subject Property Description and Background Information..... 2

1.3 Previous Investigations..... 2

1.4 Summary of Selected Interim Remedial Measure 3

2.0 DESCRIPTION OF INTERIM REMEDIAL MEASURE (IRM) IMPLEMENTATION 4

2.1 Governing Documents 4

2.1.1 Standards, Criteria, and Guidance (SCGs)..... 4

2.1.2 Permitting 5

2.1.3 Work Plan..... 5

2.1.4 Community Air Monitoring Program 5

2.1.5 Health and Safety Plan (HASP) 6

2.2 Consultants and Contractors 6

2.3 Pilot Test..... 6

2.3.1 Pilot Test Effluent Sampling 7

2.4 SSDS Installation 8

2.5 System Start-Up 9

2.6 Post Installation Effluent Sampling 10

2.7 Restoration..... 10

2.8 Corrective Actions 10

2.9 Performance Monitoring Testing..... 11

2.10 Deviations 12

2.11 Community Air Monitoring Program (CAMP) Data..... 13

2.12 Disposal of Construction Waste 13

2.13 Engineering Controls 13

2.14 Institutional Controls..... 13

3.0 OPERATION AND MAINTENANCE..... 14

4.0 REFERENCES..... 15

Figures

Figure 1	Subject Property Location
Figure 2	Surrounding Properties
Figure 3	Performance Monitoring Indoor Air Sampling Locations

Tables

Table 1	Pre-Mitigation Soil Vapor Intrusion (SVI) Data
Table 2	Pilot Test Vacuum Monitoring Results
Table 3	Performance Monitoring Sampling Indoor Air Data
Table 4	Effluent Sampling Analytical Results
Table 5	Post-installation Vacuum Monitoring Results

Appendices

Appendix A	Photographic Log
Appendix B	As-Built Drawings
Appendix C	NYCDOB Alteration Permits
Appendix D	Community Air Monitoring Program (CAMP) Data
Appendix E	Pilot Test Laboratory Analytical Report
Appendix F	AERSCREEN Results
Appendix G	System Effluent Laboratory Analytical Report
Appendix H	Performance Monitoring Test Laboratory Analytical Report
Appendix I	Data Usability Summary Report (DUSR)
Appendix J	Waste Manifest
Appendix K	Operation and Maintenance (O&M) Checklist

General Information

Project/Site Information:

870 Stanley Avenue
Brooklyn, NY 11217
Elton Street Groundwater
Linwood Street Groundwater Sites
Site Numbers 224250 & 224301


Consultant Information:

HRP Associates, Inc.
1 Fairchild Square, Suite 110
Clifton Park, NY 12065
Phone: 518-877-7101
Fax: 518-877-8561
E-mail: patrick.montuori@hrpassociates.com
Project Number: DEC1021.P2

Client Information:

New York State Department of
Environmental Conservation
625 Broadway
Albany, NY 12233

Report Author:



Liam Whalen
Consultant

Client Manager:



Patrick Montuori, P.G.
Project Manager

PE Certification:

I Thomas Battles, certify that I am currently a NYS registered professional engineer, I had primary direct responsibility for the implementation of the subject construction program, and I certify that the Interim Remedial Measure Work Plan was implemented and that all construction activities were completed in substantial conformance with the DER-approved Interim Remedial Measure Work Plan.

The data submitted to DER demonstrates that the remediation requirements set forth in the Interim Remedial Measure Work Plan and all applicable statutes and regulations have been or will be achieved in accordance with the time frames, if any, are established in the Interim Remedial Measure Work Plan.



Thomas Battles, P.E., Senior Project Manager



1.0 INTRODUCTION

HRP Associates, Inc. (HRP) has prepared this Construction Completion Report (CCR) to document the Interim Remedial Measure (IRM) performed for 870 Stanley Avenue, Brooklyn, New York (the "Subject Property"). The Subject Property location is depicted in **Figure 1**. The IRM was performed as part of the Elton Street Groundwater Site # 224250 and Linwood Street Groundwater Site # 224301 Off-Site Site Characterization. The IRM design, implementation, and CCR were prepared as part of New York State Department of Environmental Conservation (NYSDEC) Work Assignment (WA) No. D009808-21.

HRP implemented a sub-slab depressurization system (SSDS) as an IRM to mitigate soil vapor intrusion (SVI) and thus reduce chlorinated volatile organic compound (CVOC) concentrations in indoor air. Based on post-installation sub-slab vacuum data and indoor air sampling data, the SSDS is operating as designed, and effectively mitigating SVI. The purpose of this CCR is to document the implementation of the IRM in accordance with the requirements outlined in chapter 5.8 of DER-10 *Technical Guidance for Site Investigation and Remediation, May 2010* (DER-10).

1.1 Report Organization

The text of this report is divided into four sections. Immediately following the text are the references, figures, tables, and appendices. A summary of each report section is provided below.

Section 1.0 Introduction: The purpose of the CCR; the report organization; the Subject Property description and background information, previous investigations, and a summary of the IRM.

Section 2.0 Description of Interim Remedial Measure Implementation: A summary of IRM elements including descriptions of governing documents, detailed descriptions of the work performed, including pilot testing, SSDS installation, system testing and sampling, restoration, performance monitoring, deviations from the IRM Work Plan, a discussion of community air monitoring data, waste disposal, and identification of engineering and institutional controls.

Section 3.0 Operation and Maintenance: A summary of operations and maintenance (O&M) requirements for the SSDS which includes a checklist for quarterly inspections.

Section 4.0 References: References to the resources used as guidance documents.

1.2 Subject Property Description and Background Information

The Subject Property is located at 870 Stanley Avenue and is identified on New York City tax maps as Brooklyn Block 4384, Lot 1 and consists of an approximately 38,000-square-foot, single-story building zoned M1-1 (light manufacturing) owned by Oudy's Realty LLC. The area surrounding the Subject Property consists of a mix of industrial, commercial, and residential properties. The Subject Property location is depicted on **Figure 1** and a site plan is depicted on **Figure 2**.

On October 19, 2023, prior to the design of the SSDS, NYSDEC, HRP, and the NYSDEC callout contractor Environmental Assessment & Remediations Inc. (EAR) met at the Subject Property, to determine the proposed SSDS layout. Photographs of the Subject Property are included in the Photographic Log in **Appendix A**.

The Subject Property is constructed with a slab on grade, generally in good condition, with one small below grade (sunken slab) portion in the northwest corner that serves as a kitchen and break room. The building is currently divided into two tenant warehouse spaces, one on the Essex Street side of the building and one on the Linwood Street side of the building. The Linwood Street warehouse is accessible through a man door and an overhead door on Linwood Street as well as an overhead door to the loading dock on Stanley Avenue. The Linwood Street warehouse is used for manual packaging of various retail goods. The Essex Street warehouse is accessible through a man door on the corner of Essex Street and Stanley Avenue, and two overhead doors on Stanley Avenue. The Essex Street warehouse is occupied by RK Industries Group, a safety supply wholesale company. Photographs of the Subject Property building are included in **Appendix A** with building layout depicted in the As-Built drawings in **Appendix B**.

1.3 Previous Investigations

On April 5, 2023, HRP conducted SVI structure sampling at the Subject Property as part of the Elton Street Groundwater and Linwood Street Groundwater Site Characterizations. The investigation was conducted to identify potential SVI impacts to the Subject Property related to CVOC contamination identified at the Elton Street and Linwood Street Groundwater Sites.

The SVI structure sampling was conducted in general accordance with the NYSDOH *Guidance for Evaluating Soil Vapor Intrusion in the State of New York*, October 2006 (including all subsequent revisions and updates) and included the installation of temporary sub-slab vapor points in the slab of the building, the collection of sub-slab vapor, indoor air, and outdoor air samples and completion of a NYSDOH building questionnaire and chemical product inventory.

A total of seven samples were collected from the Subject Property:

- Three sub-slab vapor samples collected from the ground floor
- Three indoor air samples collected in proximity to the sub-slab samples.
- One outdoor air sample was collected from the front of the building along Stanley Avenue.

All sub-slab vapor and air samples were collected using 3-liter summa canisters outfitted with 8-hour regulators. Each sample was submitted under chain of custody to Pace Analytical (Pace) a NYSDOH Environmental Laboratory Approval Program (ELAP) certified laboratory, to be analyzed for volatile organic compounds (VOCs) by EPA Method TO-15.

Results from the SVI sampling indicated several CVOCs, including tetrachloroethene (PCE), trichloroethene (TCE), and cis-1,2-dichloroethene (cis-1,2-DCE), were present in sub-slab vapor at concentrations at which the NYSDOH Soil Vapor/Indoor Air Matrices (Decision Matrices) recommend mitigation. Indoor air values did not exceed Air Guidance Values (AGVs) or immediate action levels. Laboratory analytical results from the SVI structure sampling are presented in **Table 1**. The maximum detected sub-slab vapor concentrations which resulted in recommendation for mitigation are presented below:

- PCE = 19,000 micrograms per cubic meter ($\mu\text{g}/\text{m}^3$)
- TCE = 23,000 $\mu\text{g}/\text{m}^3$
- cis-1,2-DCE = 400 $\mu\text{g}/\text{m}^3$

1.4 Summary of Selected Interim Remedial Measure

An active SSDS was installed in the Subject Property as an IRM. The purpose of the SSDS is to maintain negative pressure beneath the slab of the building to mitigate SVI and reduce CVOC impacts to indoor air. The SSDS consists of three vertical suction points installed through the slab of the Subject Property. The suction points are connected using polyvinyl chloride (PVC) pipe to a regenerative blower located in the Linwood Street warehouse space. The blower induces vacuum beneath the slab of the building preventing vapor intrusion. The soil vapor is then routed through two 55-gallon vapor phase granular activated carbon (VPGAC) drums and then vented to the atmosphere above the building. A network of twenty four vacuum monitoring points (VMPs) installed in the slab are used to confirm the presence of vacuum and effectiveness of the system. The system was designed and installed in accordance with the governing documents and standards, criteria, and guidance (SCGs) identified in **Section 2.1** below and all applicable local, state, and federal laws, rules, and regulations. The SSDS was installed as a permanent engineering control. As-built drawings showing the SSDS layout and design details are included in **Appendix B**.

2.0 DESCRIPTION OF INTERIM REMEDIAL MEASURE (IRM) IMPLEMENTATION

Work was carried out by the NYSDEC call-out contractor EAR and their subcontractors, under HRP oversight, as outlined in **Section 2.2** below. A pilot scale SSDS was temporarily installed at the Subject Property on January 23 through 25, 2024 to aid in scoping and design of the full-scale SSDS. The SSDS design and IRM Work Plan prepared by HRP were submitted to the NYSDEC on July 3, 2024 and subsequently approved. Two New York City Department of Buildings (NYCDOB) Alteration Permits were obtained, the first dated January 12, 2024 for work relating to pilot testing, the second dated October 16, 2024 for work related to system installation including above grade piping, suction point, and VMP installations. NYCDOB Alteration Permits are included in **Appendix C**.

IRM implementation occurred over multiple mobilizations between January 23, 2023 and April 9, 2025, and outlined below:

- Pilot scale SSDS installation (January 23-25, 2023)
- Pilot testing (January 25, 2023)
- Full scale SSDS suction point installation (October 23, 2024 - November 5, 2024)
- System balancing (November 5-6, 2024)
- Odor investigation (November 11, 2024)
- System startup (December 12, 2024)
- Additional VMP installation (December 12, 2024)
- Performance monitoring inspection and sampling (January 14, 2025)
- System troubleshooting (January 22, 2025)
- System troubleshooting follow up (January 30, 2025)
- Corrective action planning visit (March 31, 2025)
- Corrective action mobilization (April 8-10, 2025)

2.1 Governing Documents

2.1.1 Standards, Criteria, and Guidance (SCGs)

Specific SCGs relevant to the design and implementation of the IRM were considered during the development of the scope of work for the SSDS installation, and include the following:

- NYSDEC DER-10, Technical Guidance for Site Investigation and Remediation (May 2010).
- NYSDOH Guidance for Evaluating Soil Vapor Intrusion in the State of New York (October 2006) and subsequent updates which include:
 - Soil Vapor/Indoor Air Decision Matrices A, B, and C, dated May 2017 (Decision Matrices). The Decision Matrices provide recommended actions based on the concentration of 8 CVOCs in the indoor air in conjunction with the concentrations found in the sub slab samples. The 8 CVOCs included in the Decision Matrices are PCE, TCE, cis-1,2-dichloroethene (cis-1,2-DCE), 1,1,1-trichloroethane (1,1,1-TCA), 1,1-dichloroethene (1,1-DCE), carbon tetrachloride, methylene chloride, and vinyl

chloride. Recommended actions include “No Further Action,” “Identify Source(s) and Resample or Mitigate,” “Monitor,” and “Mitigate.”

- Soil Vapor/Indoor Air Decision Matrices D, E, and F, dated February 2024. The Decision Matrices provide recommended actions based on the concentration of 13 VOCs in the indoor air in conjunction with the concentrations found in the sub slab samples. The 13 petroleum-related VOCs included in the Decision Matrices are benzene, ethylbenzene, naphthalene, cyclohexane, isooctane (2,2,4-trimethylpentane), 1,2,4-trimethylbenzene, 1,3,5-trimethylbenzene, o-xylene, m-xylene, p-xylene, heptane, hexane, and toluene. Recommended actions include “No Further Action,” “Identify Source(s) and Resample or Mitigate,” “Monitor,” and “Mitigate.”
- Air Guideline Values (AGVs) presented in Table 3.1 of the guidance, including updated values and Immediate Action Levels for PCE (2013) and TCE (2015).
- NYSDEC Division of Air Resources (DAR) Policy DAR-1: Guidelines for the Evaluation and Control of Ambient Air Contaminants under 6 NYCRR Part 212 (DAR-1), February 2021. American Society for Testing and Materials (ASTM) International Standard Practice for Installing Radon Mitigation Systems in Existing Low-Rise Residential Buildings (ASTM E-2121-21, October 2021).
- New York City Construction Code (2022) and all applicable local laws and rules.

2.1.2 Permitting

A NYCDOB Alteration Permit dated January 12, 2024 was obtained for the installation of the pilot scale SSDS including SP-1 and SP-2 and 11 VMPs. The permit was renewed on October 16, 2024, to encompass installation of suction points SP-3 and SP-4, the additional 9 VMPs, and the above grade piping, as well as all electrical wiring. A copy of each NYCDOB Alteration Permit for the modification of the Subject Property is included in **Appendix C**.

2.1.3 Work Plan

HRP prepared a pilot test Scope of Work dated January 17, 2024. The letter to NYSDEC outlined the planned construction of two suction points and eleven VMPs, and the pilot test methodology.

The IRM Work Plan was prepared by HRP and dated July 3, 2024. The Work Plan outlined the scope of work for implementing the IRM including SSDS design, start-up balancing testing, installation, performance monitoring, and O&M.

2.1.4 Community Air Monitoring Program

To ensure the protection of occupants of the Subject Property, and workers, HRP implemented a Community Air Monitoring Program (CAMP), which included real-time monitoring of VOCs and dust during all ground intrusive activities. Ground intrusive activities included suction point and VMP

installation. CAMP implementation is described in **Section 2.12** and CAMP data can be found in **Appendix D**.

2.1.5 Health and Safety Plan (HASP)

HRP prepared a HASP reviewed and approved by NYSDEC for all activities performed on-site. The HASP was prepared in accordance with 29 CFR 1910 and 29 CFR 1926 and applicable provisions of federal, state, and local health and safety laws. All work was completed in compliance with governmental health and safety requirements.

2.2 Consultants and Contractors

The IRM was implemented by the following consultants and contractors:

- HRP oversaw the IRM implementation under NYSDEC WA D009808-21. HRP is the engineer of record responsible for design, installation oversight, and documentation of the SSDS installation and performance.
- EAR implemented the IRM under a NYSDEC callout contract. EAR was the contractor responsible for obtaining permits and installing the SSDS. EAR hired several subcontractors for specific tasks within the scope of the IRM listed below:
 - Antonino Ceriello Electric, Inc. is a licensed electrician and was responsible for making all electrical connections.
 - Nexus Consulting NYC served as the permit expeditor and acquired permits from NYCDOB.
 - EAB Architectural Designs served as asbestos inspector for the pre-permit asbestos inspection as a subcontractor to Nexus.
 - Blood Hound, LLC performed private mark outs in the Subject Property prior to the installation of the suction point and VMPs.
 - Fidato Engineers served as special inspector for the NYCDOB required fire-resistant penetration and joints inspection.
- Eastern Environmental Solutions removed and properly disposed of construction waste during the IRM under a NYSDEC callout contract.
- Pace performed ELAP certified analysis of air samples collected during the IRM implementation as a subcontractor of HRP.
- Environmental Data Services, Inc. (EDS), performed third party validation of analytical data from the indoor air samples collected during the performance monitoring sampling event as a subcontractor of HRP.

2.3 Pilot Test

On January 23, 2024, a pilot test was performed to aid in SSDS design in determining specifications of the regenerative blower required, and to collect effluent samples for modeling and potential vapor

phase treatment design. This pilot test was performed in the Linwood Street portion of the Subject Property only.

On January 23 and 24, 2024, two vertical suction points, designated SP-1 and SP-2, were installed in the Linwood Street portion of the Subject Property. Each suction point consists of a 4-inch slotted PVC screen, extending 12-inches beneath the base of the concrete slab. The annular space around the PVC screen was backfilled with No. 1 filter sand and sealed with hydraulic cement, which was allowed to cure prior to pilot testing. The suction point was capped with a J-Plug following pilot testing until above grade piping could be installed. A total of 11 VMPs were also installed through the slab using VaporPin® permanent monitoring points to confirm vacuum across the slab during system pilot testing, start-up, and operation. Photographs of the suction points and VMPs are included in the Photographic Log in **Appendix A**. The locations of the suction points and VMPs and an as-built detail of the VMPs are included in **Appendix B**.

A portable blower was temporarily connected to both suction points using 4-inch PVC piping and 2-inch flexible hoses. A "T" fitting and a 2-inch ball valve were installed between the suction point manifold and portable blower to isolate each suction point. A dilution valve was added before the blower to adjust vacuum applied to the suction point by diluting sub-slab vapor with indoor air. A sample port was drilled in PVC piping on the influent side of the blower for velocity and flow measurements. System effluent was routed through a VPGAC drum, with the discharge point 8-feet above the ground on the Linwood Street sidewalk.

The pilot test was performed by applying vacuum to the suction points and recording the vacuum influence at each VMP. Vacuum and photoionization detector (PID) readings were collected at each VMP at each level of applied vacuum, along with velocity, applied vacuum in inches of water column (IWC), and PID readings collected at each suction point. The pilot test results were recorded for each suction point run in isolation and a combined test where vacuum was applied to both suction points. The dilution valve and ball valves in the temporary piping were used to adjust applied vacuum during pilot testing. The objective of the test was to determine the minimum applied vacuum at each suction point to generate the required vacuum of 0.004 IWC at each VMP. Pilot test results are presented in **Table 2**.

Pilot test results were used to determine the final SSDS design. Based on range of influence estimates from pilot test results, two additional suction points were proposed and subsequently installed to provide vacuum influence across the entire slab. It was determined SP-1 would not be needed for the final system and could be capped. Vacuum data collected during the pilot test was used to select the final blower used in the full SSDS system.

2.3.1 Pilot Test Effluent Sampling

On January 25, 2024, an effluent air sample was collected from each suction point during the pilot test to aid in system design and determine if VPGAC treatment was needed for the SSDS. Each sample was collected using a 3-liter summa cannister equipped with a flow regulator set to a rate of less than 0.2 liters per minute. The samples were submitted under chain of custody to Pace to be analyzed for VOCs by EPA Method TO-15. The pilot test laboratory analytical report is included in **Appendix E**.

Analytical results from the pilot test effluent sample were input into the EPA AERSCREEN dispersion model. AERSCREEN is a screening model based on the EPA AERMOD air quality dispersion model to predict ambient air concentrations attributed to a single source. The input parameters include total VOC concentrations, effluent loading rates, stack height, flow rates, velocity, and the distance to any receptors. The results were compared to the NYSDEC's Annual Guidance Concentration (AGCs) and Short-Term Guidance Concentrations (SGCs) included in *DAR Policy DAR-1: Guidelines for the Evaluation and Control of Ambient Air Contaminants under 6 NYCRR Part 212*, February 2021. AERSCREEN modeling resulted in both PCE and TCE exceeding the AGCs; therefore, VPGAC treatment was required as part of the SSDS. The results of the AERSCREEN modeling are available in **Appendix F**.

2.4 SSDS Installation

From October 28 through November 5, 2024, the full scale SSDS was installed within both the Essex Street and Linwood Street warehouse spaces.

On October 28 through 30, 2024, two additional suction points were installed. SP-3 was installed in the Essex Street portion of the building, and SP-4 was installed in the Linwood Street portion of the building. During this same period, 9 additional VMPs were installed with VMP-12 in the Linwood Street portion of the Subject Property, and VMP-13 through VMP-20 in the Essex Street portion of the Subject Property.

On December 12, 2024, one additional VMP was installed in the Essex Street portion of the Subject Property, due to tenant operations blocking access to VMP-8. VMP-21 was installed in the Essex Street warehouse space to monitor the vacuum influence around VMP-8 in the Linwood Street warehouse, but in an area that will remain accessible.

On April 9, 2025 three additional VMPs were installed. VMP-22 was installed in the below grade kitchen/breakroom in the Essex Street portion of the Subject Property. VMP-23 was installed in the Essex Street portion of the Subject Property, to VMP-13, which was typically found to be inaccessible. VMP-24 was installed in the Linwood Street portion of the Subject Property to replace VMP-3 and VMP-12, which were typically found to be inaccessible.

The vacuum for the SSDS is produced by a regenerative blower installed within the storage room in the southern corner of the Linwood Street portion of the Subject Property. The regenerative blower is an Ametek Rotron blower model DR505AS72M, selected based on HRP's review of the pilot testing results outlined in **Section 2.4**. The blower is wired to a dedicated circuit labeled "Environmental Exhaust Blower" in the circuit breaker located in the northern corner of the Linwood Street portion of the Subject Property. Wiring was run through conduit along the ceiling of the building with a switch located within the storage room housing the blower. The connection and wiring were performed by a licensed electrician subcontracted by EAR in accordance with all state and local laws, codes, and regulations. The blower unit is equipped with a control panel, a knockout tank to separate moisture, and VPGAC effluent treatment consisting of two 55 gallon drums connected in series. The control panel is equipped with power and control switches, blower hours of operation gauge, and alarm lamps for knockout tank high water and low vacuum. Photographs of the control panel and

blower system are available in the Photographic log in **Appendix A**. As built drawings showing system specifics and locations are depicted in the As-Built Drawings in **Appendix B**.

All above grade piping consists of 4-inch PVC and was installed with mounting brackets approximately every 8 feet. The piping extends from each suction point, extending laterally along the ceiling to manifold within the Linwood Street portion of the Subject Property. Each suction point riser is equipped with a 4-inch gate valve used to balance the applied vacuum between suction points. The effluent discharge is equipped with a rain cap and is the required minimum distance of 10 lateral feet from any air intake and 10 feet from any opening less than 2 feet below the effluent discharge point. Photographs of piping are included in the Photographic Log in **Appendix A**. As-built drawings showing the piping layout are included in **Appendix B**.

To verify the system remains operational, an inline vacuum gauge with a range of 0-30 IWC and a vacuum alarm (RadonAway Checkpoint IIA Mitigation System Alarm) was installed in the vertical riser above each suction point. The vacuum alarm is equipped with an LED light and audible alarm that activates if vacuum in the riser drops below 0.25 IWC. All above-grade pipe fittings and joints were leak tested using ultrasonic methods by HRP personnel while the blower was operating. Photographs of the inline vacuum gauge and vacuum alarm are included in the Photographic Log in **Appendix A**.

A steel guard was installed to protect the riser piping at each suction point. The steel guard consists of a “U” channel steel plate mounted to the wall surrounding riser piping in 4-foot sections. Gate valves are accessible between sections of guard, and vacuum gauges and alarms are visible but protected behind the guards. The riser guard is shown in the Photographic Log in **Appendix A**.

Labels with directional flow arrows were placed on exterior piping, and system identification labels were placed on the steel guard of the riser piping. System identification labels included contact information for system maintenance. The labels read:

For SSDS maintenance please contact:

Meghan Medwid

Project Manager, NYSDEC

518-402-8610

meghan.medwid@dec.ny.gov

Mohamed Sahraoui

Assistant Engineer, NYSDEC

518-402-9802

mohamed.sahraoui@dec.ny.gov

Photographs of the labels installed on the piping are available in the Photographic log in **Appendix A**.

2.5 System Start-Up

On November 5, 2024, following system installation, the blower was turned on and the gate valves on each suction point were adjusted to achieve the minimum required vacuum at all VMPs of no less

than 0.004 IWC. Following review of results from performance monitoring events (**Section 2.10**), it was determined corrective action was required to address loss of sub-slab vacuum influence. The corrective actions taken are outlined below in **Section 2.9**. The system was restarted on December 12, 2024. Vacuum monitoring results from the start-up tests and performance monitoring tests are included in **Table 3**.

2.6 Post Installation Effluent Sampling

On November 5, 2024, system effluent samples were collected to ensure the VPGAC was effectively reducing VOC concentrations in effluent discharge. Samples were collected, before VPGAC treatment, between VPGAC drums, and after VPGAC treatment. Samples were collected using 2.7-liter summa cannisters equipped with flow regulators set to less than 0.2 liters per minute. Results of the effluent sampling are presented in **Table 4** system effluent laboratory analytical report are included in **Appendix G**.

2.7 Restoration

Following the completion of SSDS installation, the Subject Property was restored to its previous condition. The restoration activities included:

- Fireproofing, the SSDS piping penetration through the western interior wall and southern exterior wall.
- Concrete repairs of saw cuts in slab for suction point installations.

Restoration activities are documented in the Photographic Log in **Appendix A**.

2.8 Corrective Actions

On November 8, 2024, the system was shut down after odors were reported in the Linwood Street portion of the Subject Property. On November 11, 2024, HRP visited the Subject Property to investigate the odors. The visit identified two leaks in the blower-VPGAC assembly, at the knockout tank, and at the VPGAC midfluent pipe connection. The slab of the storage room was observed to be stained with paints. Mold was observed in the sheetrock ceiling. Additionally, the ventilation pipe located above the storage room housing the blower-VPGAC assembly was observed to be blocked by a steel pail being used as make-shift rain cap. Based on the locations of the leaks, at the knockout tank which was under vacuum, and at the VPGAC midfluent which showed very low VOC detections (**Table 4**), HRP concluded that the odors were related to the blower heating the stained floor, mold in the sheetrock ceiling, and poor ventilation in the room.

On December 12, 2024, HRP and EAR mobilized to the Subject Property to implement corrective actions. Leaks in the blower-VPGAC assembly were repaired by reseating the knockout tank gasket and tightening the VPGAC midfluent connection. The bucket blocking the storage room exhaust vent was removed and replaced with a rain cap. An inline fan was installed on the exhaust line. The inline fan is located above the ceiling of the storage room but below the roof of the warehouse. The inline fan is wired to a dedicated circuit labeled "Inline Fan." A fresh air supply vent was installed through the exterior wall of the storage room facing Linwood Street. Photographs of the corrective action

work are included in **Appendix A**. The location of the inline fan above the storage room is shown on Sheet A-001.02, included in the as-built drawings in **Appendix B**. A detail showing the location of the inline fan relative to the VPGAC system is provided in Sheet A-003.02, included in the as-built drawings in **Appendix B**.

From April 8 to 10, 2025, HRP and EAR visited the Subject Property to implement additional corrective actions. The system deficiencies and corrective actions are summarized below.

- Water was observed to be collected in suction point SP-3, limiting vacuum influence from the suction point.
 - SSDS was turned off on January 22, 2025, to allow water to drain from the suction point. The system was restarted on January 30, 2025.
 - Applied vacuum at SP-3 was reduced to prevent uptake of condensation within the riser and promote drainage back to sub-slab soils.
 - Insulation was added to piping within the Essex Street warehouse to minimize condensation forming with cold air influx from open loading bays.
 - New directional flow arrow labels were placed over the insulated pipes.
- VMPs designated VMP-3 VMP-8, VMP-9, and VMP-13 were frequently inaccessible due to the tenants' use of the warehouse.
 - Replacement VMPs designated VMP-13, VMP-21, and VMP-23 were installed.
- No VMPs were installed in sunken slab area of the Essex Street warehouse.
 - Installation of VMP-22 to measure vacuum in the sunken slab area.
- A crack in the slab was observed in the eastern corner of the Essex Street warehouse, which was suspected to reduce vacuum influence to VMP-19 and VMP-20.
 - The crack was sealed with hydraulic cement to prevent potential SVI and short-circuiting of the SSDS.

2.9 Performance Monitoring Testing

On January 14, 2025 (approximately 30 days after system start-up on December 12, 2024), indoor air samples were collected to ensure the system was performing as designed. Four indoor air samples were collected at locations in the Linwood Street warehouse, in the main area of the Essex Street warehouse (along with a duplicate sample), and in the office space of the Essex Street warehouse. One ambient outdoor air sample was collected on the Linwood Street sidewalk. The air samples were collected using 6-liter summa cannisters with 24-hour flow regulators and analyzed for VOCs via EPA method TO-15 by Pace.

The laboratory analytical results of the performance monitoring sampling indicate the SSDS has been operating as designed and effectively mitigating SVI. The results indicated that CVOCs were present in the indoor air samples but at a concentration below pre-mitigation concentrations from the April 2023 SVI sampling event and below the NYSDOH AGVs. Sample locations are depicted on **Figure 3**. Laboratory analytical results from the January 2025 performance monitoring event are summarized in **Table 5** and the laboratory analytical report is included in **Appendix H**. Third party data validation of the performance monitoring air sampling data was performed by EDS. The data was deemed usable, and no data was rejected. The data usability summary report (DUSR) is included in **Appendix I**.

As part of the January 14, 2025 performance monitoring event, system operating parameters at the blower, at each suction point, and vacuum at each accessible VMP, were collected to ensure system was operating as designed. A review of the vacuum data collected from VMPs in the Essex Street warehouse indicated a decrease in vacuum influence had occurred across the slab, which was addressed by corrective actions described in **Section 2.9**. Additional rounds of vacuum measurements were recorded during and after the completion of corrective actions on January 30, March 31, and April 9, 2025. Vacuum monitoring results from the final round of measurements, collected on April 9, 2025, indicate that a minimum vacuum of 0.004 IWC was present at in all accessible VMPs, except for VMP-16. Based on the January indoor air sampling results, the NYSDEC and NYSDOH determined the SSDS was maintaining sufficient vacuum across the slab. Vacuum monitoring data is presented in **Table 3**.

2.10 Deviations

Deviations from the IRM Work Plan dated July 3, 2024 are summarized below. All deviations were approved by the NYSDEC and HRP as the engineer of record and the final inspector for the NYCDOB permit.

- Due to availability of materials, PVC piping was used instead of acrylonitrile butadiene styrene (ABS) pipe as originally specified. The change does not impact the operation or effectiveness of the SSDS.
- Insulation was added around the lateral piping within the Essex Street warehouse to minimize condensation within the riser of SP-3 as described in **Section 2.9**.
- Additional VMPs were added due to site activities limiting access to previously installed VMPs as described in **Section 2.9**.
- The IRM Work Plan indicated that the blower and VPGAC assembly would be located at the southeast portion of the Linwood Street warehouse; however, at the request of the property owner, the system was relocated to the storage room in the southern corner of the Linwood Street warehouse, to act as a sound enclosure and to be out of the way of warehouse operations. The piping route and discharge stack location were also move to accommodate the blower move.
- The IRM Work Plan specified two 110-gallon VPGAC drums to treat system effluent and extend the life of the drums; however, since the blower and VPGAC assembly were relocated, the 110-gallon drums could not fit through the storage room door. Two 55-gallon drums were used in place of the 110-gallon drums.
- The IRM Work Plan specified a breakthrough detector for the VPGAC system. The breakthrough detector is no longer available from the manufacturer. PID screening of system midfluent and effluent has been added to the O&M plan included in **Section 3.0**.
- The IRM Work Plan specified a variable frequency drive (VFD) be included in the system to control blower speed and flow. At the recommendation of the supplier for the blower and VPGAC assembly, a dilution valve was installed in place of a VFD to reduce the size of the blower skid and allow it to fit through the door of the storage room.

2.11 Community Air Monitoring Program (CAMP) Data

A CAMP was implemented during all ground intrusive activities associated with the installation of the SSDS. Ground intrusive activities included the installation of the suction points. Real-time monitoring was conducted for VOCs using a PID and particulates using a Dust Trak II. The purpose of the CAMP was to provide a measure of protection for Subject Property residents outside of the work area as a direct result of IRM work activities. Additionally, the CAMP helped to confirm that work activities did not spread contamination off-site through the air. A VOC concentration of 5 parts per million (ppm), and a particulate concentration of 100 micrograms per cubic meter ($\mu\text{g}/\text{m}^3$), as a 15-minute average, for particulate concentrations were established as action levels. Two instances of particulate concentrations exceeding the 100 $\mu\text{g}/\text{m}^3$ action level were recorded. Both were attributed to tenant activities in the Linwood Street warehouse and were unrelated to IRM activities (installation of suction points and VMPs). The 5 ppm VOC action level was not exceeded during IRM activities. A log of CAMP data is included in **Appendix D**.

2.12 Disposal of Construction Waste

Intrusive activities from the installation of the SSDS generated one drum of construction waste consisting of sections of cement and all soil that was removed from the installation of the suction point and VMPs. The drum was removed from the Subject Property by Eastern Environmental Services on November 6, 2024. The waste was disposed of at Reworld Waste located at 600 Merchants Concourse, Westbury, New York. The waste manifest is included in **Appendix J**.

2.13 Engineering Controls

The SSDS is the sole engineering control for the Subject Property.

2.14 Institutional Controls

There are no institutional controls for the Subject Property, however periodic O&M inspections as outlined in **Section 3.0** will be conducted by the NYSDEC while the system is operational.

3.0 OPERATION AND MAINTENANCE

Quarterly O&M inspections of the SSDS will be performed by NYSDEC to ensure the system is operating effectively. The first O&M inspection will occur within 18 months of system start-up. These inspections will include:

- A visual inspection of the blower and associated components, VPGAC drums, above-grade piping, wall supports, piping insulation, labels, gate valves, inline gauges, and alarms to ensure the system is operational and in good condition.
- A reading of the inline vacuum gauges installed on the suction point risers to ensure vacuum level remains at the specified parameter listed on the O&M checklist found in **Appendix K**.
- A visual inspection of the circuit breaker to ensure the circuits labeled “Environmental Exhaust Blower” and “Inline Fan” are on and are properly labeled.
- Collection of vacuum readings from each of the VMPs using a magnehelic gauge or micromanometer to ensure vacuum levels (≥ 0.004 IWC) are being met, with exception of VMP-16.
- A visual inspection of the slab to ensure no new cracks or penetrations are present (including penetrations installed by the property owner for drainage, utilities, etc.).
- A visual inspection of the effluent discharge stack to ensure it is properly affixed to the building, the rain cap remains intact, and no new air intakes are present within 10 feet and no new openings within 10 lateral feet if less than 2 feet below the discharge.
- PID screening of indoor air in the blower-VPGAC storage room to monitor for leaks in the system which may impact indoor air quality.
- PID screening at VPGAC midfluent and effluent to monitor for breakthrough.

Although completion of routine O&M inspections are the responsibility of the NYSDEC, the Subject Property owner and tenants will each be provided with an O&M checklist found in **Appendix K** which includes system operating criteria and conditions which can be easily evaluated by the owner, occupant, or tenant. A laminated copy of the O&M checklist will remain at the Subject Property along with the blower manual binder at the control panel so it may be used by the Subject Property owner and occupants. If it is determined by the owner/occupant that the system is not operating as designed, the inspection checklist instructs the owner/occupant to contact NYSDEC to request system maintenance. Contact information for the NYSDEC Project Managers, Meghan Medwid and Mohamed Sahraoui, is included on the O&M checklist and on the label located on the suction point riser as described in **Section 2.5** above.

4.0 REFERENCES

American Society for Testing and Materials (ASTM) International Standard Practice for Installing Radon Mitigation Systems in Existing Low-Rise Residential Buildings (ASTM E-2121-21, October 2021).

New York City Construction Code (2022).

NYSDEC DER-10, Technical Guidance for Site Investigation and Remediation (May 2010).

NYSDEC Division of Air Resources (DAR) Policy DAR-1: Guidelines for the Evaluation and Control of Ambient Air Contaminants under 6 NYCRR Part 212 (DAR-1), February 2021.

NYSDOH Guidance for Evaluating Soil Vapor Intrusion in the State of New York (October 2006) and subsequent updates: Soil Vapor/Indoor Air Decision Matrices A, B, and C, (May 2017), Air Decision Matrices D, E, and F, (February 2024) and; Air Guideline Values (AGVs) (2015).

FIGURES


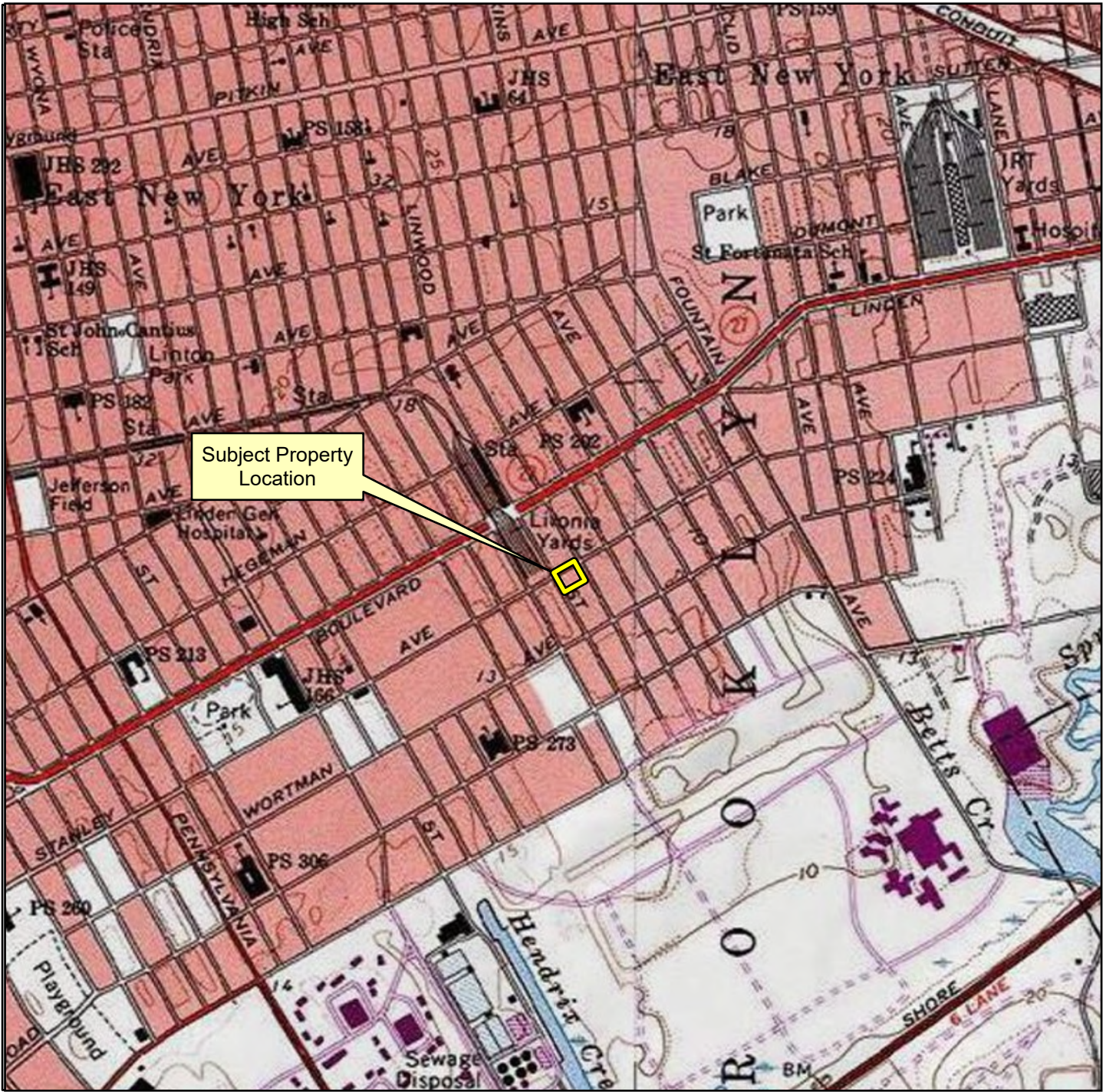


Figure 1
Subject Property Location
870 Stanley Avenue
Brooklyn, New York
Elton Street Groundwater
Site #224250 and Linwood Street
Groundwater Site #224301

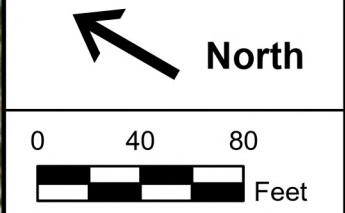
USGS Quadrangle Information
 Quad ID: 41073-B4
 Name: Norwalk North, Connecticut
 Date Rev: 1971
 Date Pub: 1973
 Photo Rev: 1975





Legend

- Site Location
- Discharge Stack Location
- Warehouse Locations



Revisions	
No.	Date

Issue Date:	01/12/2026	Designed By:	LW
Project No:	DEC1021.P2	Drawn By:	AJN
Sheet Size:	11X17	Reviewed By:	PWM

Site Plan
 870 Stanley Avenue
 Brooklyn, New York
 Eilton Street Groundwater
 Site # 224250 and Linwood
 Street Groundwater Site #224301

FIGURE NO.
2

TABLES

Table 1
Soil Vapor Intrusion Analytical Results (Detections Only)
870 Stanley Avenue SSDS IRM
Elton Street Groundwater Site #224250
Linwood Street Groundwater Site #224301
Brooklyn NY

870 Stanley Avenue / Block 4384, Lot 1											
Sample ID:	F1-SS-4384-1-A	F1-IA-4384-1-A	F1-SS-4384-1-B	F1-IA-4384-1-B	F1-SS-4384-1-C	F1-IA-4384-1-C	OA-4384-1	NYSDOH Air Guidance Values	NYSDOH Immediate Action Levels	NYSDOH May 2017 / February 2024 Matrix Recommendations	Final Action Recommended
Lab ID:	23D1044-01	23D1044-02	23D1044-03	23D1044-04	23D1044-05	23D1044-06	23D1044-07				
Date Collected:	04/04-05/2023	04/04-05/2023	04/04-05/2023	04/04-05/2023	04/04-05/2023	04/04-05/2023	04/04-05/2023				
Sample Location:	Essex St. Warehouse North - Sub-Slab Soil Vapor Concentrations	Essex St. Warehouse North - Indoor Air Concentrations	Essex St. Warehouse Office - Sub-Slab Soil Vapor Concentrations	Essex Warehouse Office - Indoor Air Concentrations	Essex St. Warehouse South - Sub-Slab Soil Vapor Concentrations	Essex St. Warehouse South - Indoor Air Concentrations	Outdoor Air Concentrations				
Volatile Organic Compounds (µg/m³)											
1,1,1-Trichloroethane	120	< 0.19	7.4	< 0.19	< 81	< 0.19	< 0.19	---	---	No Further Action	Mitigate
1,1,2-Trichlorotrifluoroethane (Freon 113)	< 460	0.50 J	< 15	0.55 J	< 460	0.51 J	0.52 J	---	---	---	
1,1-Dichloroethane	76	0.24	< 2	0.18	< 60	< 0.14	< 0.14	---	---	---	
1,1-Dichloroethene	< 59	< 0.14	< 2	< 0.14	< 59	< 0.14	0.13 J	---	---	No Further Action	
1,2,4-Trimethylbenzene	< 74	2.4	< 2.5	2.8	< 73	2.1	1.9	---	---	No Further Action	
1,2-Dichloroethane	< 61	0.32	< 2	0.73	< 60	0.3	< 0.14	---	---	---	
1,3,5-trimethyl-benzene	< 74	0.57	< 2.5	0.76	< 73	0.49	0.44	---	---	No Further Action	
1,4-Dichlorobenzene	< 90	< 0.21	< 3	< 0.21	< 90	0.22	< 0.21	---	---	---	
1-Ethyl-4-methyl-benzene	< 74	0.59	< 2.5	0.63	< 73	0.48	0.55	---	---	---	
2-Butanone (MEK)	< 1800	12	< 59	22	< 1800	8	4.7	---	---	---	
Acetone	< 1400	38	< 48	44	< 1400	29	37	---	---	---	
Benzene	< 48	1.5	< 1.6	1.4	< 48	0.91	1.4	---	---	No Further Action	
Carbon disulfide	< 470	18	< 16	25	< 460	30	0.27 J	---	---	---	
Carbon tetrachloride	< 94	0.49	< 3.1	0.61	< 94	0.54	0.51	---	---	No Further Action	
Chloroethane	< 40	< 0.092	< 1.3	0.092	< 39	0.12	< 0.092	---	---	---	
Chloroform	250	1.2	13	2.4	110	0.41	< 0.17	---	---	---	
Chloromethane	< 62	1.4	< 2.1	1.5	< 62	1.4	1.3	---	---	---	
cis-1,2-Dichloroethene	400	< 0.14	< 2	< 0.14	< 59	< 0.14	< 0.14	---	---	Mitigate	
Cyclohexane	< 52	1.8	< 1.7	2.2	< 51	1.8	1.3	---	---	No Further Action	
Dichlorodifluoromethane	< 74	3.8	< 2.5	4.7	< 74	3.5	5.5	---	---	---	
Ethanol	< 1100	120 E	57	260 E	< 1100	170 E	52	---	---	---	
Ethyl Acetate	< 540	9.1	< 18	11	< 540	8.3	8.9	---	---	---	
Ethylbenzene	< 65	2.1	< 2.2	2.4	< 65	1.5	2.3	---	---	No Further Action	
Heptane	< 61	1.7	< 2	2	< 61	1.5	1.4	---	---	No Further Action	
Hexane	< 2100	2.2 J	< 70	2.3 J	< 2100	0.98 J	1.8 J	---	---	No Further Action	
Isopropyl Alcohol	< 1500	12	350	21	440 J	11	5.5	---	---	---	
m,p-Xylene	< 130	7.1	< 4.3	8.4	< 130	5.7	6.3	---	---	No Further Action	
Methyl isobutyl ketone (MIBK)	< 61	4	< 2	4.3	< 61	3.3	< 0.14	---	---	---	
Methylene chloride	< 520	1.8	< 17	2.1	< 520	1.8	< 1.2	60	---	No Further Action	
Naphthalene	< 79	32.0	< 2.6	35.0	< 78	47.0	1.3	---	---	Identify Source(s) or Resample or Mitigate	
o-Xylene	< 65	2.7	< 2.2	3.1	< 65	1.9	2.3	---	---	No Further Action	
Styrene	< 64	0.44	< 2.1	0.71	< 64	0.48	0.095 J	---	---	---	
Tetrachloroethene	19000	5.7	1800	5.9	17000	2.7	0.45	30	300	Mitigate	
Tetrahydrofuran	< 440	1.5	< 15	2	< 440	2.7	0.38 J	---	---	---	
Toluene	< 57	22	1.8 J	22	< 56	21	26	---	---	No Further Action	
trans-1,2-Dichloroethene	100	0.22	< 2	0.26	< 59	0.13 J	0.44	---	---	---	
Trichloroethene	23000	1.9	340	1.5	4300	0.72	0.67	2	20	Mitigate	
Trichlorofluoromethane	< 340	1.3	< 11	1.6	< 340	1.3	1.4	---	---	---	
Vinyl chloride	< 38	< 0.089	< 1.3	0.11	< 38	< 0.089	< 0.089	---	---	No Further Action	

Legend:

50	Decision Matrices recommend a specific action based on parameter concentrations
25	Parameter was detected at concentrations exceeding the NYSDOH Immediate Action Levels
5.0	Parameter was detected at concentrations exceeding the NYSDOH Air Guidance Values
1.0	Parameter was detected at concentrations exceeding the laboratory reporting limit
< 1.0	Parameter was not detected at concentrations exceeding the laboratory reporting limit

Notes:
All concentrations in micrograms per cubic meter (µg/m³)
Recommendations based on NYSDOH Soil Vapor/Indoor Air Matrices (May 2017 & February 2024)
J = Detected but below the Reporting Limit (lowest calibration standard); therefore, result is an estimated concentration
--- = Standard Not Promulgated



Table 2
Pilot Test Vacuum Monitoring Results
870 Stanley Avenue SSDS
Elton Street Groundwater Site # 224250
Linwood Street Groundwater Site # 224301
Brooklyn NY

OPERATING NOTES	Time (to 1 minute)	Dilution Valve (% Vacuum)	Influent Vacuum at Suction Point (IWC)	Air Temperature at Suction Point (F)	Velocity Reading at Suction Point (ft/min)	PID Reading at Suction Point (ppm)	Vacuum Monitoring Points										
							VMP-1	VMP-2	VMP-3	VMP-4	VMP-5	VMP-6	VMP-7	VMP-8	VMP-9	VMP-10	VMP-11
							Distances from SP-1/SP-2 (ft)										
							10.3/68.7	25.6/83.5	61.5/119.7	17.4/52.7	40.3/48.4	69.8/76.8	50.2/16.3	101.4/38.7	69.6/10.3	38.3/24.5	48.4/53.7
Vacuum (in. of w.c)/PID (ppm) Readings at Monitoring Points																	
Test Location/Description																	
Baseline	0930	-	0	65.6	0	96.5	0.000/10.6	0.000/7.0	0.000/1.3	0.000/17.0	0.000/10.4	0.000/2.0	0.000/8.9	0.000/6.4	0.000/14.4	0.000/16.2	0.000/21.3
SP-1	0959	100	46	69.1	660	12.4	0.060/7.7	0.020/5.7	0.000/0.4	0.035/12.4	0.030/10.4	0.030/1.5	0.035/14.2	0.035/4.1	0.035/14.1	0.040/15.4	0.040/17.5
SP-1	1054	100	49	68.3	690	4.8	0.070/7.9	0.030/5.4	0.000/0.5	0.040/10.2	0.030/7.8	0.035/1.4	0.040/13.8	0.040/3.9	0.040/13.8	0.045/14.9	0.040/16.4
SP-1	1039	30	15	68.5	282	8.6	0.015/8.0	0.000/4.6	0.000/1.0	0.010/10.7	0.010/8.1	0.010/1.5	0.025/13.1	0.015/4.6	0.015/13.6	0.015/15.5	0.010/16.5
SP-1	1053	60	29	69.2	485	8.9	0.035/8.0	0.010/4.9	0.000/0.5	0.020/11.0	0.015/8.0	0.010/1.5	0.025/13.7	0.020/4.7	0.020/13.3	0.025/15.3	0.020/16.4
SP-1	1207	90	44	68.8	680	4.8	0.055/7.7	0.015/4.6	0.000/0.4	0.030/11.1	0.030/7.3	0.020/1.2	0.030/13.6	0.025/3.7	0.040/13.0	0.040/15.0	0.040/15.3
Baseline	1257	-	0	70.0	0	46.5	0.000/8.0	0.000/4.7	0.000/0.7	0.000/11.4	0.000/7.8	0.000/1.6	0.000/13.3	0.000/4.6	0.000/13.6	0.000/15.7	0.000/16.8
SP-2	1317	100	20	71.0	1025	12	0.030/7.8	0.030/4.7	0.000/0.5	0.050/9.8	0.120/5.2	0.110/1.1	0.145/13.1	0.140/1.6	0.165/12.0	0.125/14.6	0.075/15.9
SP-2	1332	30	6	69.8	468	8.9	0.005/8.0	0.005/3.6	0.000/0.3	0.025/9.6	0.030/5.2	0.030/1.4	0.045/13.3	0.045/1.9	0.055/12.6	0.035/14.8	0.030/16.4
SP-2	1346	60	12	69.4	730	11.1	0.010/8.0	0.015/4.2	0.000/0.2	0.030/9.9	0.080/5.3	0.070/1.8	0.095/13.2	0.085/1.2	0.115/11.1	0.075/13.4	0.040/16.1
SP-2	1400	90	18	69.7	450	5.6	0.020/7.8	0.025/4.4	0.000/0.2	0.045/9.2	0.110/4.2	0.090/1.3	0.145/13.0	0.130/1.1	0.145/11.5	0.100/13.9	0.070/16.2
Baseline	1445	-	0	70.7	0	12.2	0.000/8.0	0.000/4.7	0.000/0.3	0.000/9.4	0.000/5.0	0.000/1.3	0.000/13.1	0.000/1.2	0.000/11.3	0.000/13.9	0.000/16.0
Combined	1455	100	18	69.9	4222	9.5	0.030/7.9	0.030/4.6	0.000/0.3	0.055/9.3	0.040/4.8	0.080/1.1	0.130/13.2	0.130/1.1	0.135/11.3	0.100/13.9	0.075/16.2
Combined	1508	30	5	70.1	1609	9.6	0.010/8.0	0.005/3.8	0.000/0.3	0.015/9.4	0.040/5.1	0.025/1.2	0.035/13.0	0.030/1.1	0.045/11.2	0.035/13.9	0.025/16.0
Combined	1523	60	11	70.2	2988	9.1	0.015/8.0	0.020/4.1	0.000/0.2	0.030/9.2	0.055/4.9	0.050/1.1	0.085/13.1	0.085/0.9	0.100/11.1	0.070/13.8	0.050/16.1
Combined	1535	90	16	70.1	3919	9.4	0.030/7.9	0.025/4.1	0.000/0.2	0.050/9.1	0.090/4.8	0.075/1.0	0.125/13.1	0.120/1.0	0.130/11.2	0.100/13.9	0.070/16.0

Notes:
IWC - Inches of Water Column



Table 3
Post-Installation Vacuum Monitoring Results
870 Stanley Avenue SSDS
Elton Street Groundwater Site # 224250
Linwood Street Groundwater Site # 224301
Brooklyn NY

OPERATING NOTES	Time (to 1 min)	Dilution valve (turns open)	Vacuum at Blower (IWC) (before/after knockout tank and blower)	Air Temp. at Blower (F)	Velocity at Blower (ft/min)	PID Reading at Blower (ppm)	SP-1		SP-2		SP-3		SP-4	
							Vacuum (IWC)	Gate Valve Position (turns open)	Vacuum (IWC)	Gate Valve Position (turns open)	Vacuum (IWC)	Gate Valve Position (turns open)	Vacuum (IWC)	Gate Valve Position (turns open)
Test Location/Description														
Baseline	9:45	NA	0	0	0	0	NA	NA	0	closed	0	0	0	0
Full Vacuum	10:35	0	13/18	135	5705	0.9	NA	NA	9.5	1	9	15	10	1
Balanced 1 11/5/24	12:00	0	13/18	113	5920	1.0	NA	NA	6	1	14	15	9	1
Startup 12/12/24	12:50	0	23/28	119	NR	NR	NA	NA	9	1	19	15	5.5	1
Performance Monitoring 1/14/25	NR	NR	NR	NR	NR	NR	NA	NA	11	1	20	15	7	1
Test 1 1/30/25	12:50	0	29/33	125	4523	2.1	NA	NA	9	1	24	15	6	1
Test 2 1/30/25	14:15	three turns	24/27	110	NR	NR	NA	NA	6	3/4	10	1	9	1
Performance Monitoring 3/31/25	12:00	three turns	21/25	110	4563	5.3	NA	NA	6	3/4	18	1	8	1
Performance Monitoring 4/9/25	9:52	three turns	20/25	125	NR	NR	NA	NA	6	3/4	17.5	1	8	1

OPERATING NOTES	Vacuum Monitoring Points												
	VMP-1	VMP-2	VMP-3	VMP-4	VMP-5	VMP-6	VMP-7	VMP-8	VMP-9	VMP-10	VMP-11	VMP-12	
Test Location/Description	Vacuum (IWC)	Vacuum (IWC)	Vacuum (IWC)	Vacuum (IWC)	Vacuum (IWC)	Vacuum (IWC)	Vacuum (IWC)	Vacuum (IWC)	Vacuum (IWC)	Vacuum (IWC)	Vacuum (IWC)	Vacuum (IWC)	
Baseline	0	0	0	0	0	0	0	no access	no access	0	0	0	
Full Vacuum	0.025	0.027	0.045	0.050	0.080	0.060	0.100	no access	no access	0.095	0.075	0.006	
Balanced 1 11/5/24	0.022	0.025	0.028	0.050	0.070	0.050	0.070	no access	no access	0.080	0.065	0.006	
Startup 12/12/24	0.020	0.025	0.030	0.055	0.070	0.100	no access	no access	no access	0.090	0.065	0.005	
Performance Monitoring 1/14/25	0.015	0.040	no access	0.032	0.049	0.052	0.091	no access	no access	no access	0.059	0.043	0
Test 1 1/30/25	0.017	0.017	no access	0.032	no access	0.052	no access	no access	no access	0.052	0.038	+0.003	
Test 2 1/30/25	0.012	0.013	no access	0.027	no access	0.038	no access	no access	no access	0.041	0.028	+0.003	
Performance Monitoring 3/31/25	0.017	0.020	no access	0.044	0.042	no access	no access	no access	no access	0.059	0.053	0.005	
Performance Monitoring 4/9/25	0.02	0.017	no access	0.040	0.046	no access	no access	no access	no access	0.062	0.053	0.005	

OPERATING NOTES	Vacuum Monitoring Points											
	VMP-13	VMP-14	VMP-15	VMP-16	VMP-17	VMP-18	VMP-19	VMP-20	VMP-21	VMP-22	VMP-23	VMP-24
Test Location/Description	Vacuum (IWC)	Vacuum (IWC)	Vacuum (IWC)	Vacuum (IWC)	Vacuum (IWC)	Vacuum (IWC)	Vacuum (IWC)	Vacuum (IWC)	Vacuum (IWC)	Vacuum (IWC)	Vacuum (IWC)	Vacuum (IWC)
Baseline	0	0	0	0	0	0	0	0	Not Installed	Not Installed	Not Installed	Not Installed
Full Vacuum	0.007	0.065	0.004	0.003	0.030	0.040	0.055	0.006				
Balanced 1 11/5/24	0.007	0.090	0.005	0.004	0.025	0.040	0.045	0.005				
Startup 12/12/24	0.005	0.100	0.005	0.004	0.03	0.045	0.050	0.005				
Performance Monitoring 1/14/25	0	0.032	0.003	0	no access	0.038	0.029	0.015				
Test 1 1/30/25	no access	0.05	+0.005	0	0.020	0.038	0.022	0				
Test 2 1/30/25	0	0.034	+0.008	0	0.015	0.029	0.022	0				
Performance Monitoring 3/31/25	0.006	0.075	0.001	0.001	0.021	0.034	0.035	0.003				
Performance Monitoring 4/9/25	no access	0.089	0.004	0	0.022	0.046	0.045	0.006	0.083	0.006	0.015	0.007

Notes:
 NR- Not recorded
 NA - Not Applicable
 No Access - point not accessible at time of sampling due to site conditions



Table 4
Effluent Sampling Analytical Results (Detections Only)
870 Stanley Avenue SSDS IRM
Elton Street Groundwater Site #224250
Linwood Street Groundwater Site #224301
Brooklyn NY

870 Stanley Avenue			
Sample ID:	PRE_CARBON	MID_CARBON	POST_CARBON
Lab ID:	L2464965	L2464965	L2464965
Date Collected:	11/5/2024	11/5/2024	11/5/2024
Volatile Organic Compounds (µg/m ³)			
1,1,1-Trichloroethane	22.3	< 0.400	< 0.540
1,1,2-Trichloroethane	0.840	< 0.400	< 0.540
1,1,2-Trichlorotrifluoroethane (Freon 113)	0.537 J	< 1.43	< 1.92
1,1-Dichloroethane	9.39	< 0.300	< 0.400
1,1-Dichloroethene	0.345	< 0.290	< 0.390
1,2,4-Trimethylbenzene	3.49	3.31	2.09
1,2-Dichloroethane	0.0690 J	< 0.300	< 0.400
1,2-Dichlorotetrafluoroethane (Freon 114)	0.120 J	< 1.31	< 1.75
1,3,5-Trimethyl-benzene	1.10	0.846	0.541
1,4-Dichlorobenzene	0.146 J	< 0.440	< 0.600
2-Butanone (MEK)	357	181	164
Benzene	3.71	< 1.19	< 1.60
Carbon tetrachloride	0.485	< 0.470	< 0.620
Chloroform	114	< 0.360	1.42
Chloromethane	0.675	0.756 J	0.940 J
cis-1,2-Dichloroethene	468	< 0.290	< 0.390
Cyclohexane	0.664 J	< 2.57	< 3.44
Dichlorodifluoromethane	9.00	1.36 J	< 4.94
Ethanol	62.6	25.2 J	20.3 J
Ethylbenzene	0.534	0.308 J	0.391 J
Heptane	0.463 J	< 3.06	< 4.10
Hexane	1.12	< 2.63	< 3.52
m,p-Xylene	1.87	1.04	1.15
Methylene chloride	1.69 J	< 6.50	21.8
Naphthalene	0.823	< 0.980	< 1.31
o-Xylene	0.786	0.486	0.565
Styrene	0.430	0.207 J	< 0.420
tert-Butanol	0.676 J	< 5.67	< 7.58
Tetrachloroethene	41000	1.27	2.58
Toluene	2.46	0.803 J	0.659 J
trans-1,2-Dichloroethene	125	< 0.290	< 0.390
Trichloroethene	12000	0.341 J	1.02
Trichlorofluoromethane	3.32	< 1.05	0.590 J
Vinyl chloride	0.245	< 0.190	< 0.250

Notes:

All concentrations in micrograms per cubic meter (µg/m³)

Recommendations based on NYSDOH Soil Vapor/Indoor Air Matrices (May 2017 & February 2024)

J = Detected but below the Reporting Limit (lowest calibration standard); therefore, result is an estimated concentration



Table 5
Performance Monitoring Sampling Indoor Air Data
 Elton Street Groundwater Site #224250
 Linwood Street Groundwater Site #224301
 870 Stanley Avenue
 Brooklyn NY

870 Stanley Avenue / Block 4384, Lot 1						
Sample ID:	LINWOOD_WH-IA	OFFICE-IA	STANLEY_WH-IA	OA	NYSDOH Air Guidance Values	NYSDOH Immediate Action Levels
Lab ID:	L2503165	L2503165	L2503165	L2503165		
Date Collected:	1/14/2025	1/14/2025	1/14/2025	1/14/2025		
Sample Location:	Linwood Street Warehouse - Indoor Air Concentrations	Essex St. Warehouse Office - Indoor Air Concentrations	Essex St. Warehouse - Indoor Air Concentrations	Outdoor Air Concentrations		
Volatile Organic Compounds (µg/m³)						
1,1,2-Trichlorotrifluoroethane (Freon 113)	0.583	0.552	0.628	0.751	---	---
1,2,4-Trimethylbenzene	0.359	0.747	0.619	0.147	---	---
1,2-Dichloroethane	0.105	0.178	0.146	0.101	---	---
1,2-Dichlorotetrafluoroethane (Freon 114)	0.112 J	0.105 J	0.0980 J	0.105 J	---	---
1,3,5-trimethyl-benzene	0.0930 J	0.162	0.128	< 0.0900	---	---
1,4-Dichlorobenzene	0.138	0.0840 J	0.0960 J	0.0900 J	---	---
2,2,4-Trimethylpentane	0.336 J	4.13	0.635 J	0.299 J	---	---
2-Butanone (MEK)	0.560 J	0.737 J	0.599 J	0.428 J	---	---
Benzene	0.629	1.11	0.751	0.642	---	---
Bromomethane	0.0510 J	0.0580 J	0.0430 J	0.0510 J	---	---
Carbon tetrachloride	1.3	0.629	0.692	0.667	---	---
Chloroform	0.899	2.53	3.39	0.488	---	---
Chloromethane	0.985	0.979	0.983	1.07	---	---
cis-1,2-Dichloroethene	< 0.0700 U	0.0870	0.0950	0.0480 J	---	---
Cyclohexane	0.355 J	0.589 J	0.255 J	0.169 J	---	---
Dichlorodifluoromethane	2.77	2.96	2.74	2.95	---	---
Ethanol	64.4	188	38.3	4.48 J	---	---
Ethylbenzene	0.169	0.452	0.439	0.122	---	---
Heptane	0.287 J	0.553 J	0.299 J	0.254 J	---	---
Hexane	1.62	3.63	2.18	1.63	---	---
m,p-Xylene	0.586	1.70	1.78	0.330	---	---
Methylene chloride	0.730 J	1.43 J	2.28	0.563 J	60	---
Naphthalene	0.163 J	0.876	1.00	< 0.260	---	---
o-Xylene	0.269	0.743	0.738	0.130	---	---
Styrene	0.0770 J	0.0980	0.0850	< 0.0800	---	---
Tetrachloroethene	0.346	0.197	0.170	0.773	30	300
Toluene	1.25	4.26	4.07	0.595	---	---
trans-1,2-Dichloroethene	0.0670 J	0.119	< 0.0700 U	< 0.0700	---	---
Trichloroethene	0.129	0.263	0.317	0.107	2	20
Trichlorofluoromethane	1.41	1.47	1.38	1.51	---	---

Legend:

25.0	Parameter was detected at concentrations exceeding the NYSDOH Immediate Action Levels
5.00	Parameter was detected at concentrations exceeding the NYSDOH Air Guidance Values
1.00	Parameter was detected at concentrations exceeding the laboratory reporting limit
< 1.00	Parameter was not detected at concentrations exceeding the laboratory reporting limit

Notes:

All concentrations in micrograms per cubic meter (µg/m³)
 Recommendations based on NYSDOH Soil Vapor/Indoor Air Matrices (May 2017 & February 2024)
 J = Detected but below the Reporting Limit (lowest calibration standard); therefore, result is an estimated concentration
 --- = Standard Not Promulgated



Construction Completion Report
Elton Street Groundwater - Site No. 224250
Linwood Street Groundwater – Site No. 224301
870 Stanley Avenue
Brooklyn, NY

APPENDIX A

Photographic Log




Subject property exterior at the corner of Linwood Street and Stanley Avenue (facing east)

Subject property exterior facing northeast on Stanley Avenue




Subject property exterior facing southwest on Stanley Avenue


Subject property exterior facing southeast on Linwood Street



Essex Street warehouse space



Loading dock within the Essex Street warehouse space (facing south)



Loading dock within Linwood Street warehouse space (facing south)




Separate room to house blower in Linwood Street (before blower installation)



SP-1 installed along existing column northeast of the office spaces in the Linwood Street warehouse

SP-2 installed along existing column on the eastern side of the Linwood Street warehouse



Initial pilot test setup connected to SP-1

Initial pilot test setup connecting SP-2 to manifold with ball valves on each leg



Initial pilot test 1.5 HP blower



Pilot test vapor phase granular activated carbon (VPGAC) drum as effluent discharge treatment




Pilot test effluent discharge point along Linwood Street sidewalk through VPGAC drum



Vacuum monitoring point (VMP) finished condition (typical)




SP-3 installed along existing column with pipe pathway open between shelving




SP-3 piping routed along column to ceiling to minimize disruptions to use of space



SP-3 piping runs along ceiling towards Linwood Street warehouse (piping runs southwest)




Steel guards installed to protect piping, gate valve, vacuum alarm, and vacuum gauge remain accessible



SP-3 piping continues along ceiling towards Linwood Street



Interior wall penetration from Essex Street warehouse space




Interior wall penetration viewed from Linwood Street warehouse.



SP-4 installed along interior column in Linwood Street warehouse along wall separating the two warehouse spaces




Steel guard installed around SP-4 with gate valve, vacuum alarm, and vacuum gauge accessible




SP-3 and SP-4 manifold together above SP-4 within Linwood Street warehouse, directional arrows visible on piping




Piping travels from SP-3+4 manifold southeast towards Linwood Street warehouse offices



Piping travels along ceiling to SP-2 manifold with SP-3+4 piping to continue to blower




SP-2 connected to new piping to manifold with SP-3+4, gate valve, vacuum alarm, and vacuum gauge accessible



steel guard installed at SP-2 with wraparound brackets to avoid damaging deteriorating column, caps placed on bracket edges



Piping travels from SP-2 along ceiling (southwest) to manifold with SP-3+4 piping



SP-2+3+4 piping continues southeast along ceiling to reach blower



Piping routes through the ceiling of storage room to blower



Blower and VPGAC drums installed within storage room




Control panel under normal operating conditions (NYSDEC PM contact information labels visible in bottom left corner)



Vacuum (left), pressure (bottom-right), and temperature (top-right) gauges on influent and effluent piping located on backside of blower



Circuit switch located adjacent to blower (seen on the right)



Electrical panel containing dedicated circuit labelled "ENVIRONMENTAL EXHAUST BLOWER" located in northern corner of Linwood Street warehouse




Labels placed on steel guards at approximately 4-feet high



Vent grille within blower storage room to inline fan



Inline fan to vent the blower storage room



Roof seal and rain cap on storage room vent



Fresh air intake for blower storage room (from Linwood Street sidewalk)




Fresh air intake grille from inside the blower storage room




Pipe insulation and directional arrows installed to riser within Essex Street warehouse



Pipe insulation and directional arrows installed to riser within Essex Street warehouse



Additional VMP installed in sunken kitchen area of Essex Street warehouse



Slab crack repair in the eastern corner of the Essex Street warehouse

Construction Completion Report
Elton Street Groundwater - Site No. 224250
Linwood Street Groundwater – Site No. 224301
870 Stanley Avenue
Brooklyn, NY

APPENDIX B

As-Built Drawings

DRAWING NAME: S:\Data\N\NYDEC - NYSDEC\MULTIPLE SITES IN BROOKLYN\DEC102102\CAD\870 Stanley SSDS\870 Stanley Ave VP Site Plan - As Built 02.dwg LAYOUT: T-001 - Cover PLOT DATE: May 13, 2025 - 9:33am OPERATOR: BOB

BUILDING CHARACTERISTICS

BLOCK: 4384
 LOT:1
 TAX CLASS: 4
 BUILDING CLASS: F2 - FACTORY; SPECIAL CONSTRUCTION FIREPROOF
 FRONTAGE (FEET): 200
 DEPTH (FEET): 190
 BUILDING STORIES: 1

PROFESSIONAL STATEMENT

TO THE BEST OF MY KNOWLEDGE, BELIEF AND PROFESSIONAL JUDGMENT THESE PLANS AND SPECIFICATIONS ARE IN COMPLIANCE WITH THE 2020 NYCECC.

JOB DESCRIPTION

INSTALLATION OF SUB SLAB DEPRESSURIZATION SYSTEM TO MITIGATE SOIL VAPOR INTRUSION.
 NO CHANGE IN USE, EGRESS, OR OCCUPANCY.

SPECIAL & PROGRESS INSPECTIONS

SPECIAL INSPECTIONS (TR1):

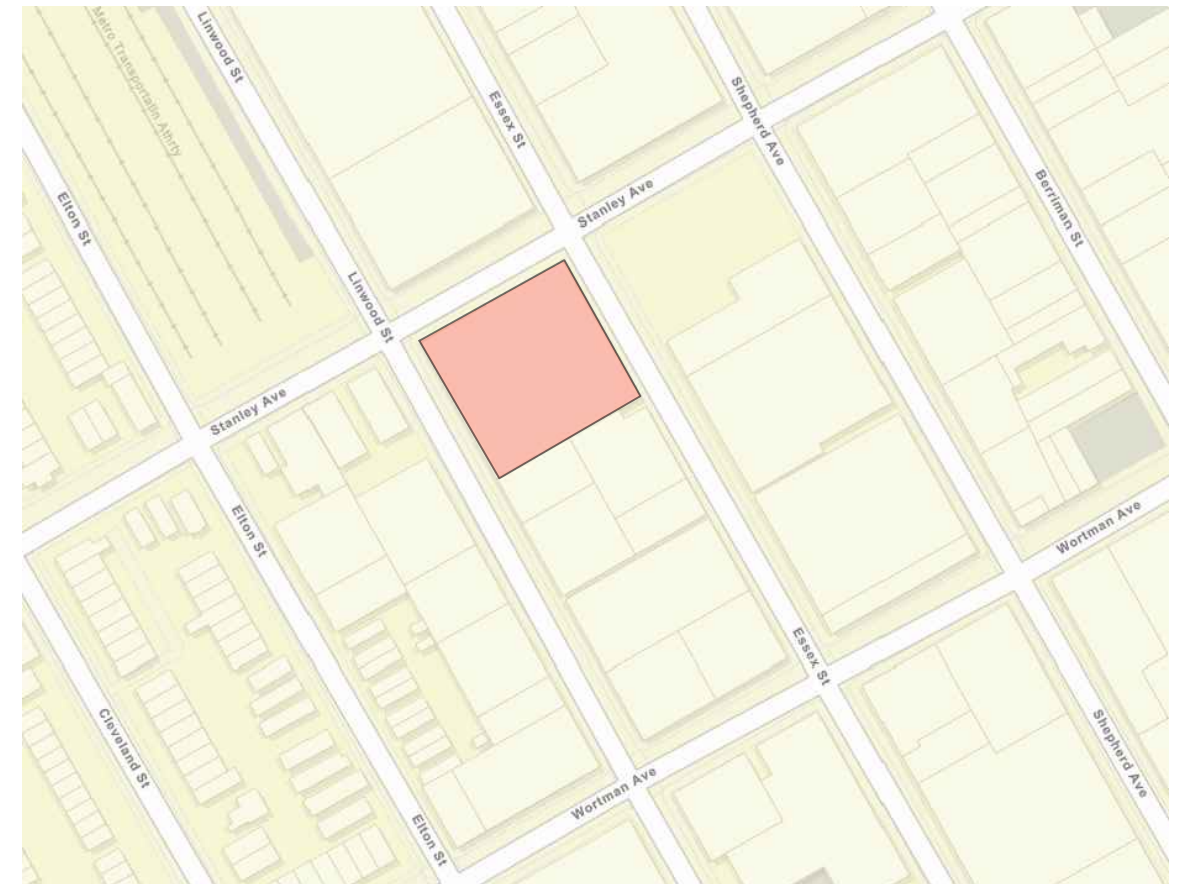
FIRE-RESISTANT PENETRATIONS & JOINTS BC 1704.27 (2014), BC 1705.17 (2022)

PROGRESS INSPECTIONS (TR1):

FINAL INSPECTION 28-116.2.4.2, BC 110.5, AND 1 §RCNY 101-10

DRAWING INDEX

- A-001.02 AS-BUILT FULL SCALE SSDS LAYOUT
- A-002.02 SSDS DETAILS
- A-003.02 SSDS DETAILS (CONT.)
- A-004.02 GENERAL NOTES



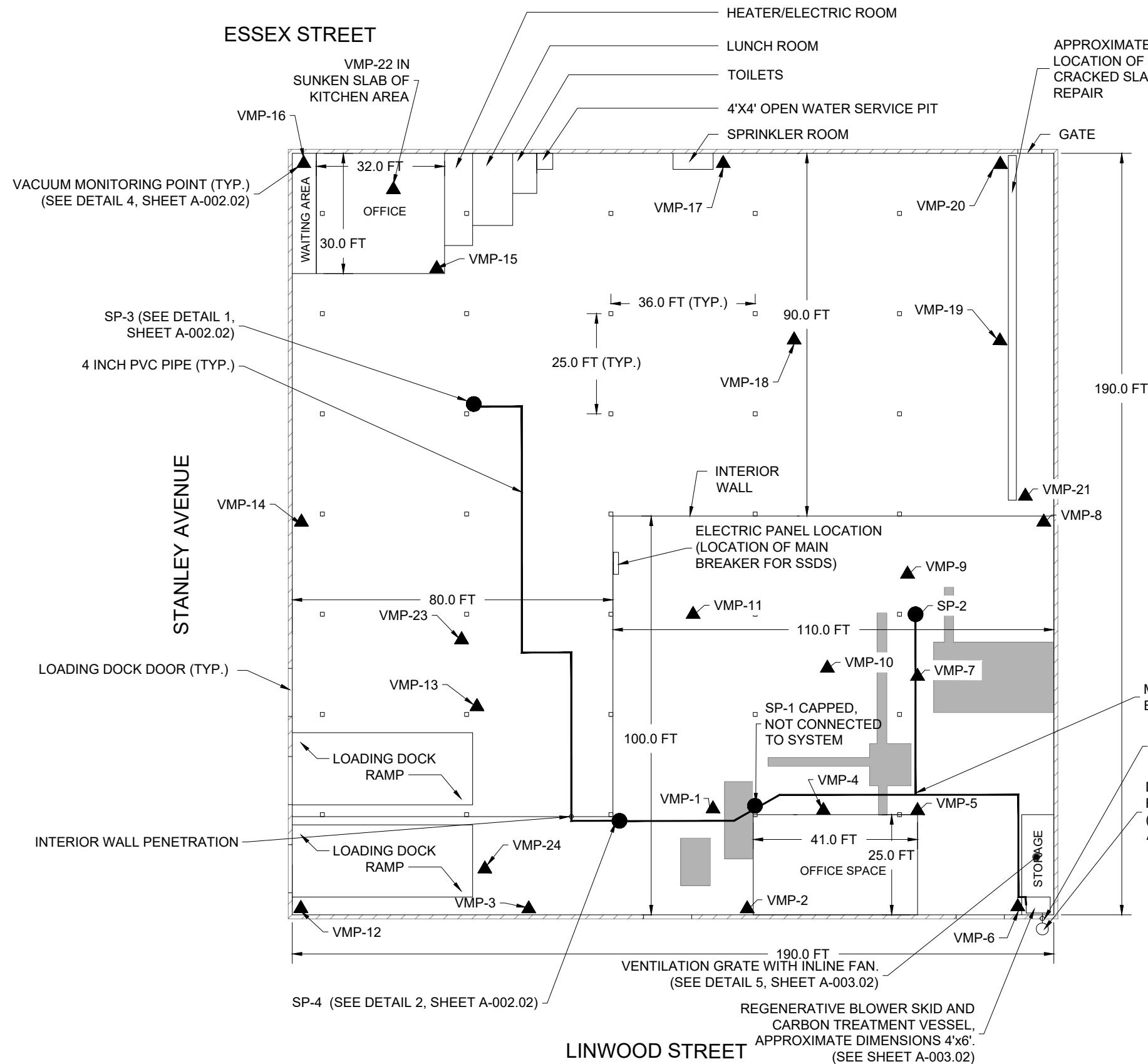
PLOT PLAN
NTS

This property is not located in Special Flood Hazard Area.



GENERAL CONSTRUCTION
 JOB#: B00971828-P1

 197 SCOTT SWAMP ROAD FARMINGTON, CT 06032 (860) 674-9570 HRPASSOCIATES.COM	REVISIONS		DESIGNED BY:	REVIEWED BY:	ISSUE DATE:	870 STANLEY AVENUE SUB-SLAB DEPRESSURIZATION SYSTEM 870 STANLEY AVENUE BROOKLYN, NEW YORK ELTON STREET GROUNDWATER SITE #224250 AND LINWOOD STREET GROUNDWATER SITE #224301 870 STANLEY AVENUE BROOKLYN, NEW YORK	SHEET NO. T-001.02 SHEET 01 OF 05
	NO.	DATE	LW	PM	11/16/2023		
	1	PROPOSED FULL SCALE SSDS LAYOUT 6.27.24	DRAWN BY: CVP/BB	PROJECT NUMBER: DEC1021.P2	SHEET SIZE: 11"x17"		
	2	AS-BUILT LAYOUT 5.13.25					



NOTES:

1. ALL EXISTING CONDITIONS ARE APPROXIMATE AND BASED ON FIELD MEASUREMENTS COLLECTED DURING HRP FIELD VISITS AND AN APPROXIMATE FLOOR PLAN PROVIDED BY THE PROPERTY OWNER.



LEGEND

- COLUMNS
- ▣ BUILDING EXTENTS
- CONCRETE SLAB PATCHES
- VMP-"X"
- ▲ SP-"X"
- DISCHARGE TO ROOF



197 SCOTT SWAMP ROAD
FARMINGTON, CT 06032
(860) 674-9570
HRPASSOCIATES.COM



0 15' 30'

REVISIONS	
NO.	DATE
1	PROPOSED FULL SCALE SSDS LAYOUT 6.27.24
2	AS-BUILT LAYOUT 5.13.25

DESIGNED BY:	
LW	
DRAWN BY:	
CVP/BB	
REVIEWED BY:	
PM	

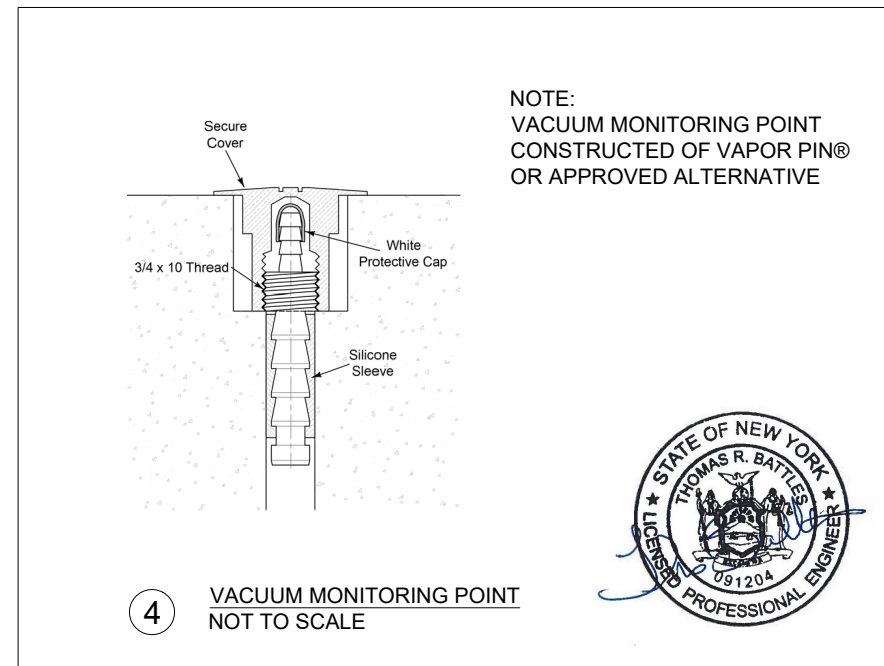
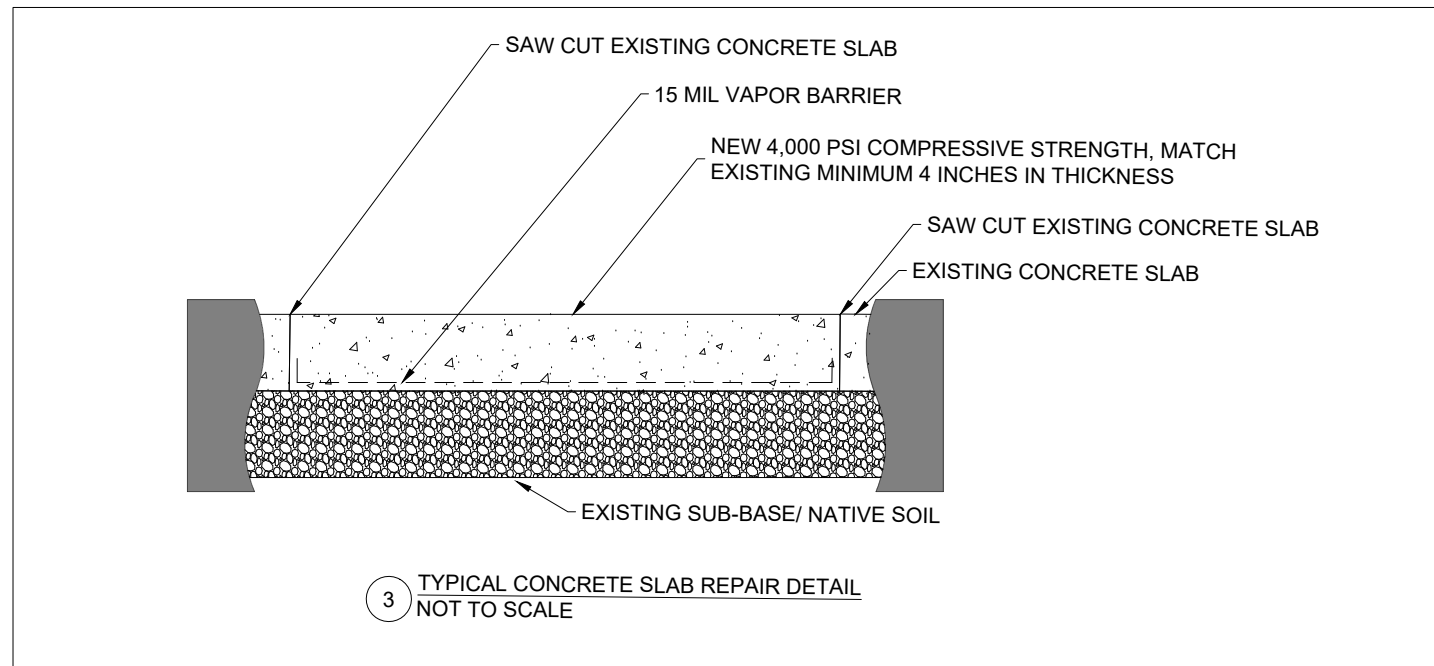
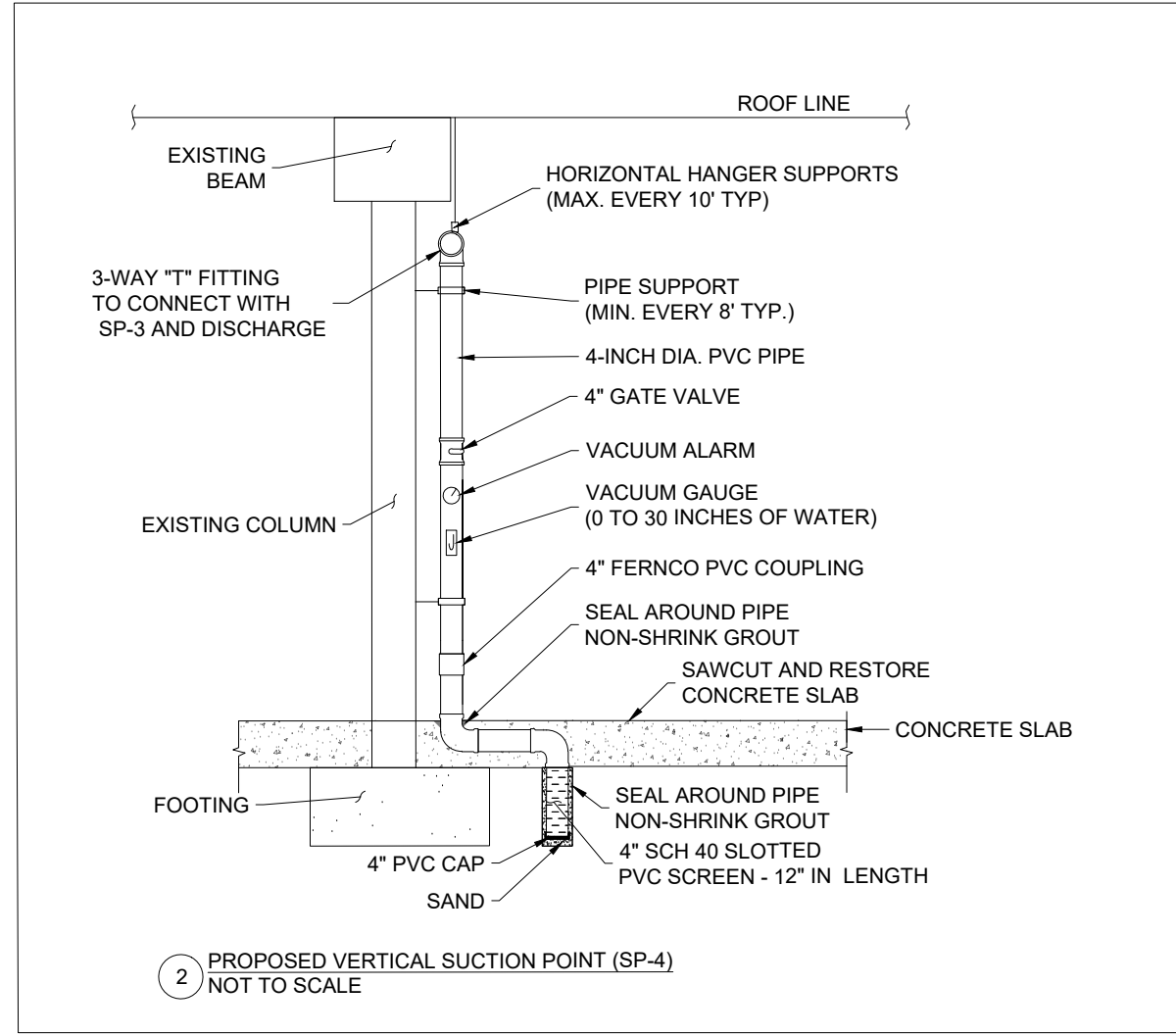
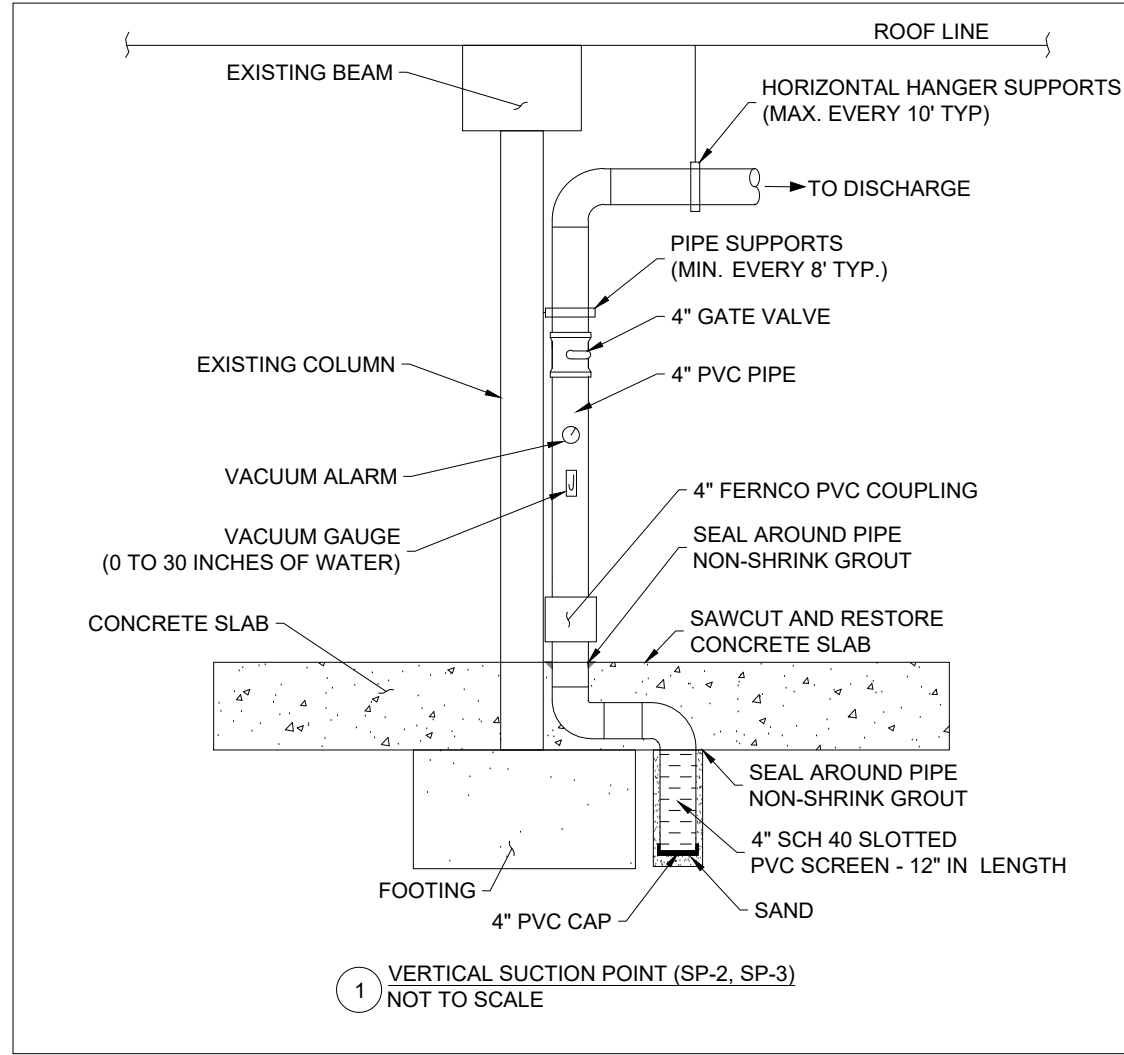
ISSUE DATE:	
11/16/2023	
PROJECT NUMBER:	
DEC1021.P2	
SHEET SIZE:	
11"X17"	

870 STANLEY AVENUE
AS-BUILT FULL SCALE SCALE SSDS LAYOUT

870 STANLEY AVENUE BROOKLYN, NEW YORK
ELTON STREET GROUNDWATER SITE #224250 AND
LINWOOD STREET GROUNDWATER SITE #224301
870 STANLEY AVENUE
BROOKLYN, NEW YORK

SHEET NO.
A-001.02

DRAWING NAME: S:\Data\N\NYDEC - NYSDEC\NEW YORK\MULTIPLE SITES IN BROOKLYN\DEC1021P2\CAD\870 Stanley Ave VP Site Plan - As-Built 02.dwg LAYOUT: A-002 - Details PLOT DATE: May 13, 2025 - 9:31am OPERATOR: ROB



GENERAL CONSTRUCTION
JOB#: B00971828-P1



197 SCOTT SWAMP ROAD
FARMINGTON, CT 06032
(860) 674-9570
HRPASSOCIATES.COM

NOT TO SCALE

REVISIONS	
NO.	DATE
1	PROPOSED FULL SCALE SSDS LAYOUT 6.27.24
2	AS-BUILT LAYOUT 5.13.25

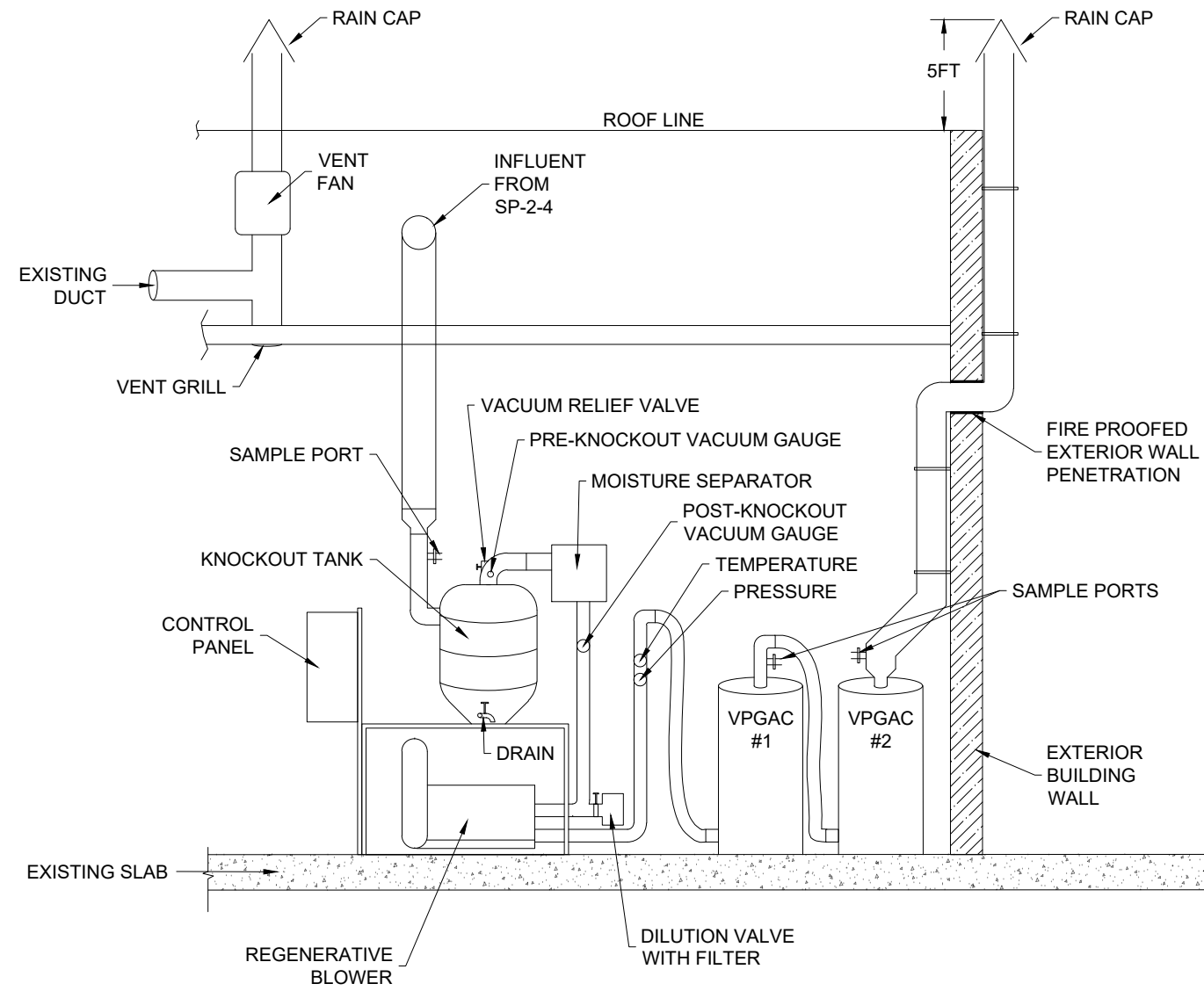
DESIGNED BY:	LW
DRAWN BY:	CVP/BB
REVIEWED BY:	PM

ISSUE DATE:	11/16/2023
PROJECT NUMBER:	DEC1021.P2
SHEET SIZE:	11"x17"

870 STANLEY AVENUE
AS-BUILT FULL SCALE
SSDS DETAILS

870 STANLEY AVENUE BROOKLYN, NEW YORK
ELTON STREET GROUNDWATER SITE #224250 AND
LINWOOD STREET GROUNDWATER SITE #224301
870 STANLEY AVENUE
BROOKLYN, NEW YORK

SHEET NO.
A-002.02



5 CONCEPTUAL BLOWER AND COMPONENT LAYOUT NOT TO SCALE



GENERAL CONSTRUCTION
JOB#: B00971828-P1



197 SCOTT SWAMP ROAD
FARMINGTON, CT 06032
(860) 674-9570
HRPASSOCIATES.COM

NOT TO SCALE

REVISIONS	
NO.	DATE
1	PROPOSED FULL SCALE SSSDs LAYOUT 6.27.24
2	AS-BUILT LAYOUT 5.13.25

DESIGNED BY:	LW
DRAWN BY:	CVP/BB
REVIEWED BY:	PM

ISSUE DATE:	11/16/2023
PROJECT NUMBER:	DEC1021.P2
SHEET SIZE:	11"X17"

870 STANLEY AVENUE
AS-BUILT FULL SCALE
SSSDS DETAILS (CONT.)

870 STANLEY AVENUE BROOKLYN, NEW YORK
ELTON STREET GROUNDWATER SITE #224250 AND
LINWOOD STREET GROUNDWATER SITE #224301
870 STANLEY AVENUE
BROOKLYN, NEW YORK

SHEET NO.
A-003.02

DRAWING NAME: S:\Data\N\NYDEC - NYSDEC\NEW YORK\MULTIPLE SITES IN BROOKLYN\DEC1021P2\CAD\870 Stanley SSDS\870 Stanley Ave VP Site Plan - As Built 02.dwg LAYOUT: A-004 - Notes PLOTT DATE: May 13, 2025 - 9:31am OPERATOR: BOB

GENERAL NOTES:

1. THE SYSTEM INSTALLATION SHALL BE IN CONFORMANCE WITH THE OCTOBER 2006 FINAL GUIDANCE FOR EVALUATING SOIL VAPOR INTRUSION IN THE STATE OF NEW YORK PREPARED BY NEW YORK STATE DEPARTMENT OF HEALTH (NYSDOH) AND ALL APPLICABLE PORTIONS OF THE LOCAL BUILDING CODES.
2. THE CONTRACTOR SHALL OBTAIN ALL THE NECESSARY PERMITS, INSURANCE, AND LICENSES REQUIRED TO COMPLETE ALL THE WORK AND PAY ALL NECESSARY FEES FOR THE PERMITS OBTAINED.
3. THE CONTRACTOR SHALL PERFORM PRIVATE UTILITY MARKOUT PRIOR TO CORING SLAB FOR SSDS INSTALLATION.
4. THE CONTRACTOR SHALL MOBILIZE TO THE SITE AND PROVIDE ANY TEMPORARY FACILITIES TO PERFORM THE WORK AND COORDINATE INSTALLATION ACTIVITIES WITH BUILDING OWNER AND/OR TENANTS TO MINIMIZE DISRUPTIONS TO THEIR OPERATIONS.
5. THE CONTRACTOR SHALL PROVIDE AND INSTALL THE VERTICAL SUCTION POINTS AS SHOWN ON SHEET NO. A-002.02, INCLUDING ALL ASSOCIATED PIPING, FITTINGS, AND CONNECTIONS. THE ABOVEGROUND HORIZONTAL LATERAL PIPING SHALL BE SLOPED BACK TO THE VERTICAL SUCTION POINT AT A MINIMUM SLOPE OF 1/8-INCH PER LINEAR FEET.
6. THE CONTRACTOR SHALL ARRANGE FOR THE OFFSITE TRANSPORTATION AND DISPOSAL OF ALL WASTE AND DEBRIS GENERATED DURING THE PERFORMANCE OF THE WORK.
7. THE CONTRACTOR SHALL PERFORM SITE RESTORATION ACTIVITIES AND DEMOBILIZE FROM THE SITE.
8. THE VERTICAL DISCHARGE RISER SHALL BE SECURELY ANCHORED WITH ADEQUATE STRUCTURAL SUPPORTS.
9. UNLESS OTHERWISE SPECIFIED, ALL INTERIOR ABOVE GRADE PIPING SHALL BE CONSTRUCTED OF 4-INCH PVC PIPE.
10. ALL CONNECTIONS AT PIPE FITTINGS AND JOINTS SHALL BE LEAK TESTED. THIS SHALL BE DEMONSTRATED BY THE PERFORMANCE OF AN AUDIO LEAK TEST USING ULTRASOUND DETECTOR, ULTRAPROBE 9000 MANUFACTURED BY UE SYSTEMS, INC. FOLLOWING PIPE/FITTINGS ASSEMBLY BY THE CONTRACTOR.
11. INSTALLATION OF THE VERTICAL SUCTION POINT COMPONENTS, PIPING, REGENERATIVE BLOWER AND WALL PENETRATION MUST BE COORDINATED WITH THE BUILDING OWNER AND ENGINEER.
12. RISER PIPE TO THE ROOF SHALL BE COORDINATED WITH THE BUILDING OWNER AND ENGINEER. THE RISER PIPE SHALL BE EXTENDED TO THE ROOF WITH MINIMAL CHANGES IN DIRECTION.
13. THE CONTRACTOR SHALL SUBMIT SHOP DRAWINGS OF ALL EQUIPMENT, PIPING, AND VACUUM MONITORING POINT LOCATIONS FOR APPROVAL BY THE ENGINEER BEFORE CONSTRUCTION.
14. THE FLOOR, WALL AND ROOF PENETRATIONS SHALL BE SEALED WITH A FIRE COLLAR OR RED FIRE BARRIER SEALANT CAULK, AS APPROVED BY ENGINEER.
15. THE PIPING WHERE VISIBLE AND ACCESSIBLE, SHALL BE LABELED AT 10-FOOT INTERVALS WITH "FLOW ARROW" AND "SUB-SLAB DEPRESSURIZATION SYSTEM - DO NOT ALTER".

GRANULAR ACTIVATED CARBON TREATMENT NOTES:

1. PRIOR TO DISCHARGE TO THE ENVIRONMENT, THE VAPOR GENERATED BY THE SYSTEM WILL PRELIMINARILY BE REQUIRED TO PASS THROUGH CARBON TREATMENT, BASED ON PILOT TEST RESULTS.
2. GRANULAR ACTIVATED CARBON TREATMENT SHALL CONSIST OF TWO 55-GALLON VAPOR PHASE GRANULAR ACTIVATED CARBON (VPGAC) DRUMS.
3. VPGAC DRUMS SHOULD BE INSTALLED IN SERIES WITH INFLUENT, MIDFLUENT, AND EFFLUENT SAMPLE PORTS TO ALLOW FOR PHOTOIONIZATION DETECTOR (PID) MONITORING AND COLLECTION OF TO-15 AIR SAMPLES TO MONITOR FOR CONTAMINANT BREAKTHROUGH.
4. INSTALLATION, OPERATION, AND MAINTENANCE SHALL BE PERFORMED IN ACCORDANCE WITH THE INFORMATION SPECIFIED HEREIN AND IN ACCORDANCE WITH VENDOR AND MANUFACTURER.
5. WASTE CHARACTERIZATION OF THE SPENT CARBON SHOULD BE PERFORMED TO DETERMINE AN APPROPRIATE DISPOSAL FACILITY.

BLOWER NOTES:

1. THE REGENERATIVE BLOWER IS SHOWN TO ILLUSTRATE THE GENERAL LOCATION AND LAYOUT OF THE BLOWER AND ASSOCIATED COMPONENTS. THE ACTUAL CONFIGURATION AND DIMENSIONS OF THE REGENERATIVE BLOWER ASSEMBLY ARE CONTAINED IN CUT SHEETS INCLUDED AS AN APPENDIX TO THE CONSTRUCTION COMPLETION REPORT.
2. POWER SUPPLY FOR THE REGENERATIVE BLOWER SHALL BE COORDINATED WITH BUILDING POWER.
3. A ROTRON DR505AS72M 3-PHASE 2.0 HORSEPOWER REGENERATIVE BLOWER WAS SELECTED BASED ON THE DESIGN PARAMETERS LISTED BELOW:
 - 2-HP, 230 VOLT (V), 3-PHASE DR505 ROTRON REGENERATIVE BLOWER
 - a. CAST ALUMINUM HOUSING AND IMPELLER
 - b. 2 HP, HI EFFICIENCY TEFC 230/3/60 10:1, TURNDOWN VFD CAPABLE, INTEGRAL MOTOR
4. THE REGENERATIVE BLOWER ASSEMBLY SHALL ALSO CONSIST OF THE FOLLOWING (APPROVED ALTERNATIVES ACCEPTABLE):
 - FABRICATED BLOWER BASE FRAME, 2 1/2" INTERCONNECTING PIPING
 - GX-30 HI EFFICIENCY INLET KNOCK TANK
 - a. INTEGRAL SS DEMISTER/FILTER ROLL
 - b. LIQUID LEVEL SITE GAUGE
 - c. HI LEVEL SWITCH, MANUAL DRAIN VALVE
 - 1" INLET DILUTION VALVE ASSEMBLY WITH INLET FILTER / SILENCER
 - (1) INLET SIDE VACUUM GAUGE, 2 1/2" FACE
 - DISCHARGE SIDE PRESSURE GAUGE, 2 1/2" FACE
 - LOW VACUUM SWITCH, WIRED TO PANEL
 - DISCHARGE SIDE PRESSURE RELIEF VALVE SET TO 40" WC
 - 230 V 3-PHASE CONTROL PANEL (PANEL MOUNTED & WIRED TO SOUND/WEATHER ENCLOSURE AS SPECIFIED BELOW):
 - a. 24X24X10 NEMA 4 ENCLOSURE
 - b. DEAD FACE FRONT DOOR
 - c. MAIN NON-FUSED DISCONNECT WITH THRU DOOR OPERATOR HANDLE
 - d. ENCLOSURE COOLING FAN AND FILTER

- e. 150 WATT ENCLOSURE HEATER
- f. 3HP VFD
- g. FUSING FOR VFD
- h. LINE REACTOR FOR VFD
- i. HOA SWITCH, RUN LIGHT, AND ETM FOR VFD
- j. ALARMS WITH RED PILOT LIGHTS AND RELAYS AS FOLLOWS:
 - A. LOW VACUUM LEVEL (N.C.)
 - B. HIGH LIQUID LEVEL (N.O.)
 - C. VFD FAULT
 - D. SPARE (N.O.)
- k. ALARM CONDITION REST BUTTON
- l. 250VA CONTROL TRANSFORMER WITH FUSED PRIMARY AND SECONDARY
- m. TERMINAL BLOCKS FOR REMOTE CONNECTIONS
- n. UL LISTED
- SOUND & WEATHER ENCLOSURE; FOR BLOWER ONLY, APPROX. DIMENSIONS 34"L X 34" W X 34" H
 - a. 2" ALUMINUM FRAME, 18 GAUGE OUTER SKIN
 - b. REMOVAL SIDE WALLS, BASE PLATE WITH FORK LIFT SLOTS
 - c. 230/1/60 VENTILATION FAN
 - d. INLET AND OUTLET DUCTS
 - e. ENCLOSURE AROUND BLOWER ONLY
 - f. DENSE RUBBER MAT
5. THE BLOWER SHALL BE HARDWIRED TO A DEDICATED CIRCUIT TO BE LABELED "ENVIRONMENTAL EXHAUST BLOWER." THE CONNECTION SHOULD BE PERFORMED BY A LICENSED ELECTRICIAN IN ACCORDANCE WITH ALL STATE AND LOCAL LAWS, CODES, AND REGULATIONS.
6. THE CONTRACTOR SHALL PROVIDE CONNECTION TO GROUNDING FOR THE REGENERATIVE BLOWER.
7. INSTALLATION, OPERATION, AND MAINTENANCE SHALL BE PERFORMED IN ACCORDANCE WITH THE INFORMATION SPECIFIED HEREIN AND IN ACCORDANCE WITH VENDOR AND MANUFACTURER RECOMMENDATIONS.

INLINE FAN:

1. AN INLINE FAN SHALL BE INSTALLED ON THE VENT PIPE TO THE STORAGE ROOM FOR VENTILATION PURPOSES. A RADONAWAY RP260 OR APPROVED ALTERNATIVE SHALL BE INSTALLED.
2. THE INLINE FAN IS SHOWN TO ILLUSTRATE THE GENERAL LOCATION AND LAYOUT OF THE FAN AND ASSOCIATED COMPONENTS. THE ACTUAL CONFIGURATION AND DIMENSIONS OF THE FAN ARE CONTAINED IN CUT SHEETS INCLUDED AS AN APPENDIX TO THE CONSTRUCTION COMPLETION REPORT.
3. THE INLINE FAN SHALL BE HARDWIRED TO A DEDICATED CIRCUIT TO BE LABELED "INLINE FAN". THE CONNECTION SHOULD BE PERFORMED BY A LICENSED ELECTRICIAN IN ACCORDANCE WITH ALL STATE AND LOCAL LAWS, CODES, AND REGULATIONS.

ELECTRICAL NOTES:

1. FURNISH AND INSTALL ALL NECESSARY CABLE SUPPORT BOXES, PULL BOXES AND CONDUIT SUPPORTS, AS REQUIRED BY APPLICABLE BUILDING CODES. ALL CONDUITS THAT HAVE RUNS IN EXCESS OF 180 DEGREES SHALL BE PROVIDED WITH PULL BOX.
2. NO ELECTRICAL CONNECTIONS SHALL BE MADE TO, OR WORK PERFORMED ON ENERGIZED EQUIPMENT. LICENSED ELECTRICIANS TO MAKE ALL FINAL CONNECTIONS TO EQUIPMENT.
3. THE CONTRACTOR SHALL VERIFY ELECTRICAL REQUIREMENTS OF THE NEW EQUIPMENT TO BE USED.
4. PREPARE AND FURNISH THE OWNER RECORD PLANS FOR ALL WORK INSTALLED.
5. VACUUM ALARM TO BE COORDINATED BY THE ENGINEER FOR APPROPRIATE PLACEMENT. THE VACUUM ALARM SHALL BE HARDWIRED TO A SEPARATE CIRCUIT THAN THE REGENERATIVE BLOWER.
6. REGENERATIVE BLOWER SHALL BE HARDWIRED TO DEDICATED CIRCUIT LABELED "ENVIRONMENTAL EXHAUST FAN".

CONCRETE CORING NOTES:

1. NON-SHRINK GROUT IS TO BE USED TO FILL ALL VOIDS AROUND PIPE PENETRATION IN CONCRETE AND SHALL BE TROWELED FLUSH WITH THE SLAB.
2. UPON CORING THROUGH CONCRETE SLAB, THE CONTRACTOR SHALL COMPLETE INSTALLATION OF THE VERTICAL SUCTION POINT AND MINIMIZE ANY POTENTIAL SOIL VAPORS FROM INFILTRATING THE BUILDING.
3. IF DURING THE VERTICAL SUCTION POINT INSTALLATION GROUNDWATER IS ENCOUNTERED, THE DEPTH OF THE VERTICAL SUCTION POINT WILL BE ADJUSTED BASED ON THE ENGINEER'S APPROVAL.
4. THE CONTRACTOR SHALL CAPTURE ALL WATER AND DUST GENERATED DURING THE PERFORMANCE OF THE WORK.



GENERAL CONSTRUCTION
JOB#: B00971828-P1



197 SCOTT SWAMP ROAD
FARMINGTON, CT 06032
(860) 674-9570
HRPASSOCIATES.COM

REVISIONS	
NO.	DATE
1	PROPOSED FULL SCALE SSDS LAYOUT 6.27.24
2	AS-BUILT LAYOUT 5.13.25

DESIGNED BY:	LW
DRAWN BY:	CVP/BB
REVIEWED BY:	PM
ISSUE DATE:	11/16/2023
PROJECT NUMBER:	DEC1021.P2
SHEET SIZE:	11"X17"

**870 STANLEY AVENUE
SSDS PILOT TEST GENERAL NOTES**

870 STANLEY AVENUE BROOKLYN, NEW YORK
ELTON STREET GROUNDWATER SITE #224250 AND
LINWOOD STREET GROUNDWATER SITE #224301
870 STANLEY AVENUE
BROOKLYN, NEW YORK

**SHEET NO.
A-004.02**

SHEET 05 of 05

Construction Completion Report
Elton Street Groundwater - Site No. 224250
Linwood Street Groundwater – Site No. 224301
870 Stanley Avenue
Brooklyn, NY

APPENDIX C

NYCDOB Alteration Permits



Buildings



Work Permit Department Of Buildings

Permit Number: B00971828-I1-GC

Permit Classification: ALTERATION

Address: BROOKLYN 870 STANLEY AVENUE

Work on Floor(s): FLOOR NUMBER(S) 1 THROUGH 1

Total number of dwelling units at location: 0

Number of dwelling units occupied during construction: 0

Description: INSTALLATION OF SUB-SLAB DEPRESSURIZATION SYSTEM TO MITIGATE SOIL VAPOR INTRUSION. NO CHANGE IN USE, EGRESS, OR OCCUPANCY.

Issued: 01/12/2024

Expires: 10/09/2024

Issued To: DAVID VIGLIOTTA

Business: LONG ISLAND ENVIRONMENTAL

License No: GC-607473



For detailed information regarding this permit, please log on to DOB NOW at www.nyc.gov/buildings.
Call 311 with any questions or complaints.

Borough Commissioner:

Commissioner of Buildings:

Tampering with or knowingly making a false entry in or falsely altering this permit is a crime that is punishable by a fine, imprisonment or both.



Buildings



Work Permit Department Of Buildings

Permit Number: B00971828-I1-GC

Permit Classification: ALTERATION

Address: BROOKLYN 870 STANLEY AVENUE

Work on Floor(s): FLOOR NUMBER(S) 1 THROUGH 1

Total number of dwelling units at location: 0

Number of dwelling units occupied during construction: 0

Description: INSTALLATION OF SUB-SLAB DEPRESSURIZATION SYSTEM TO MITIGATE SOIL VAPOR INTRUSION. NO CHANGE IN USE, EGRESS, OR OCCUPANCY.



Issued: 10/16/2024

Expires: 12/19/2024

Issued To: DAVID VIGLIOTTA

Business: LONG ISLAND ENVIRONMENTAL

License No: GC-607473

For detailed information regarding this permit, please log on to DOB NOW at www.nyc.gov/buildings.
Call 311 with any questions or complaints.

Borough Commissioner:

Commissioner of Buildings:

Tampering with or knowingly making a false entry in or falsely altering this permit is a crime that is punishable by a fine, imprisonment or both.

APPENDIX D

Community Air Monitoring Program (CAMP) Data

Instrument Name	DustTrak II
Model Number	8530
Serial Number	8530182814
Firmware Version	3.1
Calibration Date	1/11/2024
Test Name	MANUAL_001 Essex Street Warehouse
Test Start Time	7:40:38 AM
Test Start Date	10/28/2024
Test Length [D:H:M]	0:06:09
Test Interval [M:S]	1:00
Mass Average [mg/m3]	0.04
Mass Minimum [mg/m3]	0.008
Mass Maximum [mg/m3]	0.173
Mass TWA [mg/m3]	0.031
Photometric User Cal	1
Flow User Cal	0
Errors	
Number of Samples	369

Elapsed Time [s]	Mass [mg/m3]	Alarms	Errors
60	0.059		
120	0.041		
180	0.043		
240	0.045		
300	0.041		
360	0.04		
420	0.039		
480	0.039		
540	0.04		
600	0.04		
660	0.039		
720	0.036		
780	0.035		
840	0.036		
900	0.036		
960	0.033		
1020	0.035		
1080	0.04		
1140	0.04		
1200	0.042		
1260	0.043		
1320	0.041		
1380	0.038		
1440	0.042		

1500	0.04
1560	0.037
1620	0.038
1680	0.054
1740	0.068
1800	0.073
1860	0.072
1920	0.074
1980	0.07
2040	0.069
2100	0.067
2160	0.07
2220	0.083
2280	0.074
2340	0.065
2400	0.064
2460	0.067
2520	0.068
2580	0.062
2640	0.062
2700	0.056
2760	0.064
2820	0.06
2880	0.066
2940	0.094
3000	0.089
3060	0.083
3120	0.073
3180	0.07
3240	0.061
3300	0.059
3360	0.063
3420	0.061
3480	0.057
3540	0.055
3600	0.059
3660	0.065
3720	0.106
3780	0.057
3840	0.056
3900	0.052
3960	0.05
4020	0.051
4080	0.049

4140	0.045
4200	0.047
4260	0.049
4320	0.048
4380	0.048
4440	0.05
4500	0.052
4560	0.051
4620	0.051
4680	0.053
4740	0.057
4800	0.057
4860	0.058
4920	0.054
4980	0.057
5040	0.055
5100	0.052
5160	0.052
5220	0.052
5280	0.048
5340	0.05
5400	0.049
5460	0.044
5520	0.041
5580	0.04
5640	0.039
5700	0.041
5760	0.04
5820	0.034
5880	0.036
5940	0.035
6000	0.031
6060	0.033
6120	0.033
6180	0.033
6240	0.032
6300	0.028
6360	0.027
6420	0.029
6480	0.027
6540	0.027
6600	0.026
6660	0.03
6720	0.026

6780	0.026
6840	0.026
6900	0.026
6960	0.025
7020	0.022
7080	0.02
7140	0.021
7200	0.024
7260	0.064
7320	0.091
7380	0.063
7440	0.08
7500	0.037
7560	0.036
7620	0.034
7680	0.033
7740	0.032
7800	0.031
7860	0.031
7920	0.029
7980	0.029
8040	0.028
8100	0.026
8160	0.026
8220	0.027
8280	0.027
8340	0.043
8400	0.034
8460	0.032
8520	0.045
8580	0.09
8640	0.088
8700	0.067
8760	0.051
8820	0.052
8880	0.071
8940	0.092
9000	0.083
9060	0.073
9120	0.07
9180	0.059
9240	0.066
9300	0.069
9360	0.069

9420	0.078
9480	0.081
9540	0.078
9600	0.074
9660	0.069
9720	0.067
9780	0.067
9840	0.066
9900	0.054
9960	0.048
10020	0.048
10080	0.041
10140	0.04
10200	0.039
10260	0.042
10320	0.042
10380	0.044
10440	0.043
10500	0.044
10560	0.049
10620	0.045
10680	0.041
10740	0.038
10800	0.032
10860	0.029
10920	0.024
10980	0.026
11040	0.037
11100	0.024
11160	0.023
11220	0.023
11280	0.024
11340	0.027
11400	0.025
11460	0.024
11520	0.026
11580	0.025
11640	0.024
11700	0.023
11760	0.023
11820	0.023
11880	0.022
11940	0.025
12000	0.026

12060	0.028
12120	0.027
12180	0.024
12240	0.025
12300	0.023
12360	0.022
12420	0.022
12480	0.021
12540	0.022
12600	0.02
12660	0.02
12720	0.02
12780	0.021
12840	0.021
12900	0.022
12960	0.021
13020	0.022
13080	0.021
13140	0.02
13200	0.022
13260	0.021
13320	0.022
13380	0.019
13440	0.018
13500	0.018
13560	0.017
13620	0.016
13680	0.016
13740	0.017
13800	0.017
13860	0.019
13920	0.023
13980	0.025
14040	0.024
14100	0.034
14160	0.141
14220	0.163
14280	0.173
14340	0.102
14400	0.079
14460	0.078
14520	0.086
14580	0.079
14640	0.086

14700	0.101
14760	0.096
14820	0.092
14880	0.084
14940	0.109
15000	0.114
15060	0.085
15120	0.101
15180	0.093
15240	0.07
15300	0.075
15360	0.069
15420	0.062
15480	0.054
15540	0.054
15600	0.048
15660	0.039
15720	0.037
15780	0.032
15840	0.027
15900	0.027
15960	0.027
16020	0.025
16080	0.024
16140	0.023
16200	0.024
16260	0.023
16320	0.026
16380	0.029
16440	0.031
16500	0.029
16560	0.029
16620	0.029
16680	0.029
16740	0.028
16800	0.03
16860	0.029
16920	0.026
16980	0.029
17040	0.03
17100	0.037
17160	0.028
17220	0.03
17280	0.026

17340	0.02
17400	0.018
17460	0.018
17520	0.019
17580	0.02
17640	0.023
17700	0.025
17760	0.036
17820	0.035
17880	0.027
17940	0.025
18000	0.022
18060	0.022
18120	0.021
18180	0.017
18240	0.017
18300	0.018
18360	0.018
18420	0.019
18480	0.021
18540	0.024
18600	0.024
18660	0.02
18720	0.019
18780	0.02
18840	0.02
18900	0.017
18960	0.019
19020	0.022
19080	0.02
19140	0.015
19200	0.016
19260	0.014
19320	0.013
19380	0.019
19440	0.02
19500	0.017
19560	0.011
19620	0.01
19680	0.009
19740	0.011
19800	0.011
19860	0.012
19920	0.01

19980	0.009
20040	0.008
20100	0.009
20160	0.009
20220	0.01
20280	0.011
20340	0.013
20400	0.016
20460	0.017
20520	0.018
20580	0.019
20640	0.019
20700	0.019
20760	0.019
20820	0.022
20880	0.036
20940	0.026
21000	0.023
21060	0.025
21120	0.024
21180	0.024
21240	0.024
21300	0.024
21360	0.023
21420	0.025
21480	0.023
21540	0.022
21600	0.023
21660	0.022
21720	0.024
21780	0.022
21840	0.021
21900	0.02
21960	0.022
22020	0.019
22080	0.018
22140	0.019

Instrument Name	DustTrak II
Model Number	8530
Serial Number	8530233812
Firmware Version	3.1
Calibration Date	9/24/2024
Test Name	MANUAL_001 Linwood Street Warehouse
Test Start Time	9:34:46 AM
Test Start Date	10/28/2024
Test Length [D:H:M]	0:04:11
Test Interval [M:S]	1:00
Mass Average [mg/m3]	0.028
Mass Minimum [mg/m3]	0.007
Mass Maximum [mg/m3]	0.116
Mass TWA [mg/m3]	0.015
Photometric User Cal	1
Flow User Cal	0
Errors	
Number of Samples	251

Elapsed Time [s]	Mass [mg/m3]	Alarms	Errors
60	0.078		
120	0.027		
180	0.026		
240	0.028		
300	0.031		
360	0.034		
420	0.029		
480	0.033		
540	0.032		
600	0.029		
660	0.026		
720	0.025		
780	0.026		
840	0.024		
900	0.023		
960	0.033		
1020	0.033		
1080	0.036		
1140	0.034		
1200	0.022		
1260	0.028		
1320	0.023		
1380	0.024		
1440	0.027		

1500	0.029
1560	0.024
1620	0.025
1680	0.025
1740	0.025
1800	0.024
1860	0.021
1920	0.024
1980	0.024
2040	0.023
2100	0.025
2160	0.025
2220	0.024
2280	0.025
2340	0.023
2400	0.026
2460	0.026
2520	0.026
2580	0.029
2640	0.034
2700	0.044
2760	0.039
2820	0.042
2880	0.036
2940	0.033
3000	0.033
3060	0.033
3120	0.029
3180	0.034
3240	0.054
3300	0.045
3360	0.049
3420	0.044
3480	0.049
3540	0.062
3600	0.053
3660	0.043
3720	0.042
3780	0.042
3840	0.045
3900	0.046
3960	0.046
4020	0.049
4080	0.059

4140	0.052
4200	0.044
4260	0.041
4320	0.038
4380	0.037
4440	0.033
4500	0.062
4560	0.027
4620	0.021
4680	0.02
4740	0.016
4800	0.017
4860	0.022
4920	0.033
4980	0.031
5040	0.027
5100	0.023
5160	0.027
5220	0.022
5280	0.019
5340	0.019
5400	0.023
5460	0.02
5520	0.022
5580	0.023
5640	0.021
5700	0.022
5760	0.022
5820	0.024
5880	0.054
5940	0.042
6000	0.039
6060	0.022
6120	0.018
6180	0.018
6240	0.016
6300	0.018
6360	0.017
6420	0.029
6480	0.019
6540	0.03
6600	0.032
6660	0.016
6720	0.017

6780	0.026
6840	0.026
6900	0.018
6960	0.014
7020	0.016
7080	0.025
7140	0.026
7200	0.032
7260	0.043
7320	0.053
7380	0.04
7440	0.021
7500	0.018
7560	0.016
7620	0.019
7680	0.028
7740	0.021
7800	0.027
7860	0.02
7920	0.023
7980	0.022
8040	0.016
8100	0.017
8160	0.02
8220	0.057
8280	0.063
8340	0.061
8400	0.05
8460	0.058
8520	0.057
8580	0.086
8640	0.116
8700	0.106
8760	0.083
8820	0.07
8880	0.052
8940	0.066
9000	0.065
9060	0.061
9120	0.061
9180	0.064
9240	0.041
9300	0.038
9360	0.033

9420	0.039
9480	0.041
9540	0.036
9600	0.034
9660	0.029
9720	0.031
9780	0.028
9840	0.025
9900	0.023
9960	0.026
10020	0.024
10080	0.023
10140	0.024
10200	0.022
10260	0.024
10320	0.026
10380	0.022
10440	0.028
10500	0.023
10560	0.027
10620	0.028
10680	0.028
10740	0.042
10800	0.076
10860	0.055
10920	0.029
10980	0.019
11040	0.017
11100	0.015
11160	0.015
11220	0.015
11280	0.014
11340	0.013
11400	0.012
11460	0.012
11520	0.029
11580	0.025
11640	0.018
11700	0.016
11760	0.02
11820	0.013
11880	0.013
11940	0.069
12000	0.019

12060	0.014
12120	0.012
12180	0.009
12240	0.036
12300	0.099
12360	0.021
12420	0.014
12480	0.01
12540	0.007
12600	0.009
12660	0.009
12720	0.009
12780	0.008
12840	0.009
12900	0.01
12960	0.011
13020	0.01
13080	0.012
13140	0.01
13200	0.009
13260	0.012
13320	0.009
13380	0.009
13440	0.008
13500	0.01
13560	0.009
13620	0.01
13680	0.007
13740	0.008
13800	0.009
13860	0.008
13920	0.008
13980	0.007
14040	0.007
14100	0.007
14160	0.009
14220	0.009
14280	0.007
14340	0.007
14400	0.008
14460	0.008
14520	0.008
14580	0.008
14640	0.009

14700	0.008
14760	0.01
14820	0.012
14880	0.01
14940	0.012
15000	0.012
15060	0.011

Instrument Name	DustTrak II
Model Number	8530
Serial Number	8530182814
Firmware Version	3.1
Calibration Date	1/11/2024
Test Name	MANUAL_002 Essex Street Warehouse
Test Start Time	7:21:24 AM
Test Start Date	10/29/2024
Test Length [D:H:M]	0:06:40
Test Interval [M:S]	1:00
Mass Average [mg/m3]	0.063
Mass Minimum [mg/m3]	0.008
Mass Maximum [mg/m3]	0.165
Mass TWA [mg/m3]	0.052
Photometric User Cal	1
Flow User Cal	0
Errors	
Number of Samples	400

Elapsed Time [s]	Mass [mg/m3]	Alarms	Errors
60	0.099		
120	0.009		
180	0.008		
240	0.009		
300	0.009		
360	0.009		
420	0.009		
480	0.009		
540	0.009		
600	0.009		
660	0.01		
720	0.01		
780	0.01		
840	0.012		
900	0.013		
960	0.02		
1020	0.03		
1080	0.019		
1140	0.02		
1200	0.023		
1260	0.058		
1320	0.084		
1380	0.072		
1440	0.066		

1500	0.069
1560	0.074
1620	0.082
1680	0.087
1740	0.091
1800	0.098
1860	0.106
1920	0.101
1980	0.083
2040	0.085
2100	0.099
2160	0.108
2220	0.099
2280	0.101
2340	0.102
2400	0.094
2460	0.095
2520	0.096
2580	0.087
2640	0.084
2700	0.087
2760	0.086
2820	0.089
2880	0.083
2940	0.08
3000	0.078
3060	0.078
3120	0.076
3180	0.075
3240	0.076
3300	0.075
3360	0.073
3420	0.071
3480	0.068
3540	0.068
3600	0.067
3660	0.066
3720	0.063
3780	0.062
3840	0.065
3900	0.063
3960	0.062
4020	0.06
4080	0.057

4140	0.057
4200	0.055
4260	0.052
4320	0.06
4380	0.125
4440	0.112
4500	0.053
4560	0.051
4620	0.052
4680	0.048
4740	0.048
4800	0.048
4860	0.044
4920	0.045
4980	0.044
5040	0.042
5100	0.04
5160	0.038
5220	0.038
5280	0.038
5340	0.037
5400	0.038
5460	0.037
5520	0.037
5580	0.034
5640	0.035
5700	0.035
5760	0.034
5820	0.033
5880	0.033
5940	0.032
6000	0.032
6060	0.031
6120	0.03
6180	0.03
6240	0.028
6300	0.031
6360	0.029
6420	0.031
6480	0.03
6540	0.029
6600	0.028
6660	0.029
6720	0.029

6780	0.028
6840	0.028
6900	0.029
6960	0.03
7020	0.033
7080	0.035
7140	0.034
7200	0.037
7260	0.035
7320	0.031
7380	0.032
7440	0.039
7500	0.157
7560	0.165
7620	0.137
7680	0.094
7740	0.066
7800	0.057
7860	0.052
7920	0.052
7980	0.091
8040	0.075
8100	0.069
8160	0.059
8220	0.057
8280	0.055
8340	0.051
8400	0.048
8460	0.052
8520	0.049
8580	0.054
8640	0.052
8700	0.024
8760	0.025
8820	0.027
8880	0.025
8940	0.029
9000	0.026
9060	0.028
9120	0.031
9180	0.028
9240	0.031
9300	0.029
9360	0.03

9420	0.029
9480	0.03
9540	0.034
9600	0.031
9660	0.033
9720	0.037
9780	0.039
9840	0.044
9900	0.047
9960	0.046
10020	0.05
10080	0.049
10140	0.049
10200	0.049
10260	0.049
10320	0.048
10380	0.05
10440	0.053
10500	0.062
10560	0.065
10620	0.056
10680	0.054
10740	0.056
10800	0.053
10860	0.055
10920	0.064
10980	0.066
11040	0.064
11100	0.068
11160	0.064
11220	0.067
11280	0.073
11340	0.071
11400	0.072
11460	0.069
11520	0.065
11580	0.068
11640	0.067
11700	0.071
11760	0.069
11820	0.075
11880	0.09
11940	0.09
12000	0.088

12060	0.083
12120	0.077
12180	0.101
12240	0.126
12300	0.112
12360	0.103
12420	0.089
12480	0.075
12540	0.075
12600	0.071
12660	0.071
12720	0.069
12780	0.073
12840	0.071
12900	0.065
12960	0.067
13020	0.063
13080	0.054
13140	0.05
13200	0.047
13260	0.048
13320	0.055
13380	0.056
13440	0.059
13500	0.052
13560	0.046
13620	0.046
13680	0.054
13740	0.075
13800	0.058
13860	0.055
13920	0.072
13980	0.058
14040	0.066
14100	0.071
14160	0.071
14220	0.06
14280	0.059
14340	0.063
14400	0.056
14460	0.068
14520	0.075
14580	0.063
14640	0.067

14700	0.071
14760	0.094
14820	0.091
14880	0.088
14940	0.088
15000	0.096
15060	0.091
15120	0.103
15180	0.088
15240	0.072
15300	0.053
15360	0.065
15420	0.089
15480	0.084
15540	0.072
15600	0.069
15660	0.069
15720	0.062
15780	0.058
15840	0.054
15900	0.054
15960	0.045
16020	0.041
16080	0.039
16140	0.034
16200	0.035
16260	0.034
16320	0.039
16380	0.037
16440	0.034
16500	0.033
16560	0.031
16620	0.029
16680	0.03
16740	0.03
16800	0.033
16860	0.033
16920	0.035
16980	0.046
17040	0.052
17100	0.058
17160	0.059
17220	0.05
17280	0.051

17340	0.051
17400	0.059
17460	0.054
17520	0.043
17580	0.056
17640	0.047
17700	0.047
17760	0.053
17820	0.049
17880	0.047
17940	0.052
18000	0.041
18060	0.044
18120	0.046
18180	0.053
18240	0.067
18300	0.07
18360	0.076
18420	0.073
18480	0.064
18540	0.112
18600	0.107
18660	0.128
18720	0.12
18780	0.113
18840	0.126
18900	0.109
18960	0.102
19020	0.101
19080	0.131
19140	0.122
19200	0.102
19260	0.132
19320	0.127
19380	0.123
19440	0.095
19500	0.111
19560	0.094
19620	0.097
19680	0.099
19740	0.079
19800	0.107
19860	0.073
19920	0.092

19980	0.076
20040	0.089
20100	0.072
20160	0.072
20220	0.064
20280	0.088
20340	0.083
20400	0.083
20460	0.09
20520	0.102
20580	0.105
20640	0.11
20700	0.068
20760	0.087
20820	0.095
20880	0.104
20940	0.083
21000	0.092
21060	0.091
21120	0.07
21180	0.104
21240	0.101
21300	0.101
21360	0.112
21420	0.112
21480	0.111
21540	0.105
21600	0.094
21660	0.085
21720	0.083
21780	0.08
21840	0.082
21900	0.081
21960	0.073
22020	0.073
22080	0.068
22140	0.071
22200	0.075
22260	0.06
22320	0.061
22380	0.06
22440	0.061
22500	0.058
22560	0.054

22620	0.054
22680	0.064
22740	0.067
22800	0.074
22860	0.079
22920	0.077
22980	0.073
23040	0.063
23100	0.066
23160	0.062
23220	0.07
23280	0.054
23340	0.056
23400	0.063
23460	0.047
23520	0.048
23580	0.059
23640	0.058
23700	0.049
23760	0.053
23820	0.058
23880	0.051
23940	0.051
24000	0.054

Instrument Name	DustTrak II
Model Number	8530
Serial Number	8530233812
Firmware Version	3.1
Calibration Date	9/24/2024
Test Name	MANUAL_002 Linwood Street Warehouse
Test Start Time	7:27:45 AM
Test Start Date	10/29/2024
Test Length [D:H:M]	0:06:37
Test Interval [M:S]	1:00
Mass Average [mg/m3]	0.024
Mass Minimum [mg/m3]	0.009
Mass Maximum [mg/m3]	0.774
Mass TWA [mg/m3]	0.02
Photometric User Cal	1
Flow User Cal	0
Errors	
Number of Samples	397

Elapsed Time [s]	Mass [mg/m3]	Alarms	Errors
60	0.024		
120	0.021		
180	0.03		
240	0.022		
300	0.024		
360	0.021		
420	0.02		
480	0.024		
540	0.023		
600	0.026		
660	0.028		
720	0.033		
780	0.028		
840	0.023		
900	0.038		
960	0.037		
1020	0.024		
1080	0.02		
1140	0.024		
1200	0.028		
1260	0.021		
1320	0.017		
1380	0.013		
1440	0.013		

1500	0.014
1560	0.015
1620	0.013
1680	0.012
1740	0.012
1800	0.011
1860	0.011
1920	0.011
1980	0.012
2040	0.011
2100	0.016
2160	0.026
2220	0.028
2280	0.02
2340	0.018
2400	0.014
2460	0.013
2520	0.012
2580	0.022
2640	0.022
2700	0.018
2760	0.02
2820	0.018
2880	0.015
2940	0.025
3000	0.026
3060	0.015
3120	0.014
3180	0.013
3240	0.011
3300	0.011
3360	0.013
3420	0.013
3480	0.015
3540	0.017
3600	0.023
3660	0.039
3720	0.03
3780	0.02
3840	0.021
3900	0.017
3960	0.012
4020	0.014
4080	0.016

4140	0.014
4200	0.014
4260	0.015
4320	0.016
4380	0.016
4440	0.017
4500	0.02
4560	0.016
4620	0.019
4680	0.026
4740	0.028
4800	0.028
4860	0.025
4920	0.025
4980	0.021
5040	0.017
5100	0.015
5160	0.022
5220	0.024
5280	0.025
5340	0.028
5400	0.023
5460	0.019
5520	0.024
5580	0.017
5640	0.017
5700	0.023
5760	0.018
5820	0.023
5880	0.027
5940	0.025
6000	0.017
6060	0.017
6120	0.019
6180	0.023
6240	0.023
6300	0.019
6360	0.017
6420	0.017
6480	0.016
6540	0.019
6600	0.026
6660	0.025
6720	0.02

6780	0.02
6840	0.02
6900	0.019
6960	0.017
7020	0.017
7080	0.02
7140	0.019
7200	0.022
7260	0.019
7320	0.019
7380	0.018
7440	0.017
7500	0.015
7560	0.017
7620	0.021
7680	0.022
7740	0.017
7800	0.015
7860	0.012
7920	0.011
7980	0.012
8040	0.011
8100	0.012
8160	0.013
8220	0.013
8280	0.014
8340	0.015
8400	0.015
8460	0.016
8520	0.015
8580	0.016
8640	0.017
8700	0.016
8760	0.015
8820	0.014
8880	0.014
8940	0.015
9000	0.016
9060	0.017
9120	0.016
9180	0.018
9240	0.02
9300	0.017
9360	0.016

9420	0.015
9480	0.014
9540	0.013
9600	0.016
9660	0.015
9720	0.014
9780	0.013
9840	0.014
9900	0.014
9960	0.012
10020	0.013
10080	0.014
10140	0.012
10200	0.011
10260	0.012
10320	0.013
10380	0.012
10440	0.017
10500	0.024
10560	0.023
10620	0.02
10680	0.016
10740	0.014
10800	0.013
10860	0.013
10920	0.014
10980	0.016
11040	0.014
11100	0.013
11160	0.013
11220	0.012
11280	0.016
11340	0.018
11400	0.019
11460	0.017
11520	0.021
11580	0.023
11640	0.022
11700	0.02
11760	0.023
11820	0.031
11880	0.037
11940	0.028
12000	0.024

12060	0.024
12120	0.022
12180	0.021
12240	0.019
12300	0.018
12360	0.031
12420	0.032
12480	0.026
12540	0.032
12600	0.035
12660	0.044
12720	0.045
12780	0.04
12840	0.033
12900	0.045
12960	0.042
13020	0.033
13080	0.023
13140	0.017
13200	0.023
13260	0.025
13320	0.045
13380	0.032
13440	0.023
13500	0.033
13560	0.026
13620	0.02
13680	0.017
13740	0.014
13800	0.028
13860	0.081
13920	0.059
13980	0.037
14040	0.017
14100	0.022
14160	0.022
14220	0.016
14280	0.017
14340	0.016
14400	0.022
14460	0.027
14520	0.025
14580	0.017
14640	0.021

14700	0.019
14760	0.018
14820	0.023
14880	0.025
14940	0.02
15000	0.019
15060	0.018
15120	0.028
15180	0.041
15240	0.028
15300	0.018
15360	0.016
15420	0.016
15480	0.02
15540	0.015
15600	0.016
15660	0.027
15720	0.042
15780	0.034
15840	0.038
15900	0.046
15960	0.046
16020	0.044
16080	0.026
16140	0.021
16200	0.02
16260	0.018
16320	0.026
16380	0.031
16440	0.027
16500	0.047
16560	0.057
16620	0.051
16680	0.045
16740	0.03
16800	0.027
16860	0.035
16920	0.027
16980	0.03
17040	0.093
17100	0.33
17160	0.774
17220	0.22
17280	0.077

17340	0.036
17400	0.022
17460	0.02
17520	0.021
17580	0.037
17640	0.032
17700	0.028
17760	0.034
17820	0.028
17880	0.024
17940	0.025
18000	0.027
18060	0.025
18120	0.025
18180	0.025
18240	0.027
18300	0.024
18360	0.022
18420	0.022
18480	0.019
18540	0.021
18600	0.022
18660	0.018
18720	0.018
18780	0.016
18840	0.018
18900	0.022
18960	0.02
19020	0.02
19080	0.019
19140	0.017
19200	0.016
19260	0.013
19320	0.014
19380	0.017
19440	0.014
19500	0.013
19560	0.012
19620	0.011
19680	0.012
19740	0.013
19800	0.011
19860	0.018
19920	0.013

19980	0.013
20040	0.013
20100	0.015
20160	0.019
20220	0.018
20280	0.015
20340	0.014
20400	0.014
20460	0.014
20520	0.013
20580	0.012
20640	0.012
20700	0.013
20760	0.011
20820	0.014
20880	0.016
20940	0.014
21000	0.011
21060	0.012
21120	0.012
21180	0.011
21240	0.011
21300	0.011
21360	0.012
21420	0.011
21480	0.012
21540	0.013
21600	0.013
21660	0.011
21720	0.011
21780	0.01
21840	0.01
21900	0.009
21960	0.069
22020	0.011
22080	0.01
22140	0.013
22200	0.016
22260	0.014
22320	0.017
22380	0.014
22440	0.011
22500	0.012
22560	0.027

22620	0.018
22680	0.016
22740	0.013
22800	0.012
22860	0.012
22920	0.011
22980	0.011
23040	0.009
23100	0.009
23160	0.009
23220	0.009
23280	0.01
23340	0.01
23400	0.01
23460	0.011
23520	0.011
23580	0.018
23640	0.016
23700	0.014
23760	0.013
23820	0.012

Instrument Name	DustTrak II
Model Number	8530
Serial Number	8530182814
Firmware Version	3.1
Calibration Date	1/11/2024
Test Name	MANUAL_003 Essex Street Warehouse
Test Start Time	7:18:45 AM
Test Start Date	10/30/2024
Test Length [D:H:M]	0:01:58
Test Interval [M:S]	1:00
Mass Average [mg/m3]	0.067
Mass Minimum [mg/m3]	0.009
Mass Maximum [mg/m3]	0.215
Mass TWA [mg/m3]	0.017
Photometric User Cal	1
Flow User Cal	0
Errors	
Number of Samples	118

Elapsed Time [s]	Mass [mg/m3]	Alarms	Errors
60	0.045		
120	0.01		
180	0.01		
240	0.01		
300	0.01		
360	0.01		
420	0.009		
480	0.01		
540	0.01		
600	0.009		
660	0.01		
720	0.01		
780	0.01		
840	0.01		
900	0.01		
960	0.009		
1020	0.009		
1080	0.009		
1140	0.009		
1200	0.009		
1260	0.009		
1320	0.01		
1380	0.01		
1440	0.01		

1500	0.01
1560	0.011
1620	0.011
1680	0.011
1740	0.011
1800	0.011
1860	0.01
1920	0.011
1980	0.011
2040	0.016
2100	0.056
2160	0.138
2220	0.177
2280	0.189
2340	0.175
2400	0.185
2460	0.21
2520	0.215
2580	0.199
2640	0.19
2700	0.179
2760	0.162
2820	0.159
2880	0.151
2940	0.141
3000	0.139
3060	0.142
3120	0.149
3180	0.145
3240	0.133
3300	0.121
3360	0.115
3420	0.111
3480	0.109
3540	0.106
3600	0.103
3660	0.099
3720	0.096
3780	0.095
3840	0.096
3900	0.151
3960	0.107
4020	0.103
4080	0.096

4140	0.084
4200	0.087
4260	0.088
4320	0.082
4380	0.078
4440	0.077
4500	0.076
4560	0.072
4620	0.071
4680	0.071
4740	0.07
4800	0.067
4860	0.067
4920	0.066
4980	0.062
5040	0.062
5100	0.062
5160	0.061
5220	0.058
5280	0.058
5340	0.057
5400	0.056
5460	0.057
5520	0.054
5580	0.054
5640	0.052
5700	0.05
5760	0.051
5820	0.051
5880	0.05
5940	0.049
6000	0.048
6060	0.048
6120	0.047
6180	0.045
6240	0.045
6300	0.045
6360	0.045
6420	0.044
6480	0.044
6540	0.044
6600	0.043
6660	0.043
6720	0.042

6780	0.042
6840	0.042
6900	0.041
6960	0.041
7020	0.04
7080	0.042

Instrument Name	DustTrak II
Model Number	8530
Serial Number	8530122523
Firmware Version	3.1
Calibration Date	2/24/2023
Test Name	MANUAL_002 Workzone
Test Start Time	10:02:08 AM
Test Start Date	1/23/2024
Test Length [D:H:M]	0:05:04
Test Interval [M:S]	1:00
Mass Average [mg/m3]	0.152
Mass Minimum [mg/m3]	0.045
Mass Maximum [mg/m3]	2.47
Mass TWA [mg/m3]	0.096
Photometric User Cal	1
Flow User Cal	0
Errors	
Number of Samples	304

Elapsed Time [s]	Mass [mg/m3]	Alarms	Errors
60	0.047		
120	0.047		
180	0.048		
240	0.048		
300	0.045		
360	0.07		
420	0.075		
480	0.062		
540	0.075		
600	0.316		
660	1.06		
720	0.197		
780	0.126		
840	0.075		
900	0.069		
960	0.065		
1020	0.065		
1080	0.064		
1140	0.063		
1200	0.061		
1260	0.08		
1320	0.082		
1380	0.058		
1440	0.051		

1500	0.061
1560	0.055
1620	0.054
1680	0.054
1740	0.051
1800	0.05
1860	0.049
1920	0.049
1980	0.051
2040	0.052
2100	0.058
2160	0.059
2220	0.056
2280	0.051
2340	0.047
2400	0.05
2460	0.049
2520	0.111
2580	0.114
2640	0.084
2700	0.822
2760	0.241
2820	0.305
2880	0.257
2940	0.193
3000	0.108
3060	0.092
3120	0.053
3180	0.054
3240	0.059
3300	0.057
3360	0.057
3420	0.062
3480	0.077
3540	0.085
3600	0.093
3660	0.085
3720	0.081
3780	0.08
3840	0.085
3900	0.085
3960	0.078
4020	0.078
4080	0.085

4140	0.078
4200	0.111
4260	0.111
4320	0.132
4380	0.093
4440	0.101
4500	0.069
4560	0.076
4620	0.091
4680	0.089
4740	0.073
4800	0.109
4860	0.063
4920	0.058
4980	0.074
5040	0.079
5100	0.078
5160	0.09
5220	0.07
5280	0.086
5340	0.096
5400	0.096
5460	0.074
5520	0.567
5580	0.186
5640	0.145
5700	0.092
5760	0.064
5820	0.117
5880	0.099
5940	0.114
6000	0.171
6060	0.069
6120	0.065
6180	0.067
6240	0.066
6300	0.065
6360	0.098
6420	0.063
6480	0.133
6540	0.076
6600	0.071
6660	0.223
6720	0.132

6780	0.151
6840	0.128
6900	0.1
6960	0.089
7020	0.07
7080	0.061
7140	0.059
7200	0.06
7260	0.069
7320	0.085
7380	0.111
7440	0.06
7500	0.063
7560	0.071
7620	0.063
7680	0.072
7740	0.066
7800	0.068
7860	0.085
7920	0.092
7980	0.211
8040	0.074
8100	0.065
8160	0.064
8220	0.072
8280	0.066
8340	0.069
8400	0.078
8460	0.068
8520	0.063
8580	0.058
8640	0.062
8700	0.059
8760	0.066
8820	0.056
8880	0.069
8940	0.05
9000	0.056
9060	0.053
9120	0.05
9180	0.054
9240	0.625
9300	0.167
9360	0.081

9420	0.205
9480	1.04
9540	2.47
9600	2.38
9660	1.59
9720	1.49
9780	0.708
9840	0.565
9900	0.399
9960	0.238
10020	0.232
10080	0.227
10140	0.217
10200	0.203
10260	0.201
10320	0.198
10380	0.191
10440	0.194
10500	0.188
10560	0.185
10620	0.182
10680	0.182
10740	0.177
10800	0.177
10860	0.177
10920	0.171
10980	0.173
11040	0.168
11100	0.163
11160	0.158
11220	0.156
11280	0.154
11340	0.149
11400	0.147
11460	0.139
11520	0.136
11580	0.131
11640	0.127
11700	0.125
11760	0.125
11820	0.121
11880	0.117
11940	0.113
12000	0.111

12060	0.107
12120	0.106
12180	0.105
12240	0.105
12300	0.103
12360	0.103
12420	0.101
12480	0.101
12540	0.097
12600	0.098
12660	0.096
12720	0.099
12780	0.092
12840	0.089
12900	0.089
12960	0.086
13020	0.084
13080	0.084
13140	0.083
13200	0.078
13260	0.08
13320	0.078
13380	0.076
13440	0.076
13500	0.075
13560	0.076
13620	0.076
13680	0.075
13740	0.072
13800	0.074
13860	0.075
13920	0.074
13980	0.077
14040	0.076
14100	0.079
14160	0.079
14220	0.078
14280	0.077
14340	0.077
14400	0.076
14460	0.074
14520	0.072
14580	0.076
14640	0.074

14700	0.076
14760	0.074
14820	0.075
14880	0.076
14940	0.075
15000	0.077
15060	0.077
15120	0.072
15180	0.075
15240	0.076
15300	0.075
15360	0.076
15420	0.084
15480	0.199
15540	0.124
15600	0.269
15660	0.16
15720	0.148
15780	0.153
15840	0.148
15900	0.152
15960	0.198
16020	0.216
16080	0.203
16140	0.191
16200	0.196
16260	0.199
16320	0.198
16380	0.184
16440	0.191
16500	0.182
16560	0.181
16620	0.181
16680	0.185
16740	0.198
16800	0.207
16860	0.201
16920	0.199
16980	0.201
17040	0.195
17100	0.188
17160	0.18
17220	0.18
17280	0.179

17340	0.201
17400	0.199
17460	0.196
17520	0.196
17580	0.191
17640	0.19
17700	0.183
17760	0.184
17820	0.18
17880	0.179
17940	0.176
18000	0.176
18060	0.174
18120	0.176
18180	0.168
18240	0.17

Instrument Name	DustTrak II
Model Number	8530
Serial Number	8530122523
Firmware Version	3.1
Calibration Date	2/24/2023
Test Name	MANUAL_003 Workzone
Test Start Time	9:08:56 AM
Test Start Date	1/24/2024
Test Length [D:H:M]	0:02:58
Test Interval [M:S]	1:00
Mass Average [mg/m3]	0.509
Mass Minimum [mg/m3]	0.034
Mass Maximum [mg/m3]	20.4
Mass TWA [mg/m3]	0.189
Photometric User Cal	1
Flow User Cal	0
Errors	
Number of Samples	178

Elapsed Time [s]	Mass [mg/m3]	Alarms	Errors
60	0.128		
120	0.096		
180	0.057		
240	0.064		
300	0.074		
360	0.081		
420	0.065		
480	0.045		
540	0.05		
600	0.082		
660	0.044		
720	0.038		
780	0.041		
840	0.045		
900	0.082		
960	0.072		
1020	0.105		
1080	0.467		
1140	2.24		
1200	3.25		
1260	0.936		
1320	0.21		
1380	0.455		
1440	0.368		

1500	0.182
1560	0.172
1620	0.165
1680	0.193
1740	0.125
1800	0.118
1860	0.14
1920	0.111
1980	0.145
2040	0.13
2100	0.418
2160	0.128
2220	0.177
2280	0.111
2340	0.109
2400	0.118
2460	0.12
2520	0.169
2580	0.144
2640	0.167
2700	0.108
2760	0.121
2820	0.091
2880	0.08
2940	0.067
3000	0.061
3060	0.06
3120	0.062
3180	0.063
3240	0.066
3300	0.06
3360	0.061
3420	0.058
3480	0.059
3540	0.051
3600	0.054
3660	0.051
3720	0.051
3780	0.048
3840	0.045
3900	0.043
3960	0.043
4020	0.045
4080	0.04

4140	0.038
4200	0.035
4260	0.038
4320	0.036
4380	0.034
4440	0.034
4500	0.034
4560	0.041
4620	0.066
4680	0.09
4740	0.055
4800	0.051
4860	0.077
4920	0.114
4980	0.067
5040	0.064
5100	0.04
5160	0.048
5220	0.052
5280	0.056
5340	0.089
5400	0.09
5460	1.36
5520	1.34
5580	1.65
5640	0.468
5700	0.116
5760	0.2
5820	0.073
5880	1.55
5940	1.68
6000	2.04
6060	1.05
6120	1
6180	0.187
6240	0.207
6300	0.342
6360	0.133
6420	0.123
6480	0.156
6540	0.566
6600	1.51
6660	0.759
6720	0.435

6780	0.148
6840	0.134
6900	0.435
6960	0.341
7020	0.198
7080	0.139
7140	0.127
7200	0.192
7260	0.103
7320	0.109
7380	0.177
7440	0.311
7500	0.122
7560	0.087
7620	0.133
7680	0.219
7740	0.17
7800	0.083
7860	0.104
7920	0.11
7980	0.065
8040	0.059
8100	0.064
8160	0.056
8220	0.059
8280	0.097
8340	0.057
8400	0.06
8460	0.062
8520	0.07
8580	0.078
8640	0.058
8700	0.058
8760	0.057
8820	0.095
8880	0.185
8940	0.215
9000	1.55
9060	1.14
9120	0.129
9180	0.164
9240	0.122
9300	0.127
9360	5.54

9420	20.4
9480	9.64
9540	2.78
9600	9.35
9660	0.436
9720	0.158
9780	0.184
9840	0.226
9900	0.219
9960	0.15
10020	0.154
10080	0.149
10140	0.139
10200	0.268
10260	0.139
10320	0.105
10380	0.106
10440	0.101
10500	0.083
10560	0.096
10620	0.07
10680	0.068

=====
24/10/28 07:49

Summary

Unit Name MiniRAE 3000 (PGM-7320)
Unit SN 592-910721
Unit Firmware VerV2.22

Running Mode Hygiene Mode
Datalog Mode Auto
Diagnostic Mode No
Stop Reason Power Down

Site ID 12345678
User ID 12345678

Begin 10/28/2024 07:49:32
End 10/28/2024 13:59:04
Sample Period(s) 60
Number of Records 369

Sensor PID(ppm)
Sensor SN S023030072C2
Measure Type Avg; Max; Real
Span 100.0
Span 2 1000.0
Low Alarm 50.0
High Alarm 100.0
Over Alarm 15000.0
STEL Alarm 100.0
TWA Alarm 50.0
Measurement Gas Isobutylene
Calibration Time 10/25/2024 10:06
Peak 0.1
Min 0.0
Average 0.1

Datalog

Index	Date/Time	PID(ppm) (Avg)	PID(ppm) (Max)	PID(ppm) (Real)
001	10/28/2024 07:50:32	0.1	0.1	0.1
002	10/28/2024 07:51:32	0.1	0.1	0.1
003	10/28/2024 07:52:32	0.1	0.1	0.1
004	10/28/2024 07:53:32	0.0	0.1	0.0
005	10/28/2024 07:54:32	0.0	0.1	0.0
006	10/28/2024 07:55:32	0.0	0.1	0.0
007	10/28/2024 07:56:32	0.0	0.1	0.0
008	10/28/2024 07:57:32	0.0	0.1	0.0
009	10/28/2024 07:58:32	0.0	0.1	0.0
010	10/28/2024 07:59:32	0.0	0.1	0.0
011	10/28/2024 08:00:32	0.0	0.1	0.1
012	10/28/2024 08:01:32	0.0	0.1	0.0

013	10/28/2024	08:02:32	0.0	0.1	0.0
014	10/28/2024	08:03:32	0.0	0.1	0.0
015	10/28/2024	08:04:32	0.0	0.1	0.1
016	10/28/2024	08:05:32	0.1	0.1	0.0
017	10/28/2024	08:06:32	0.1	0.1	0.1
018	10/28/2024	08:07:32	0.0	0.1	0.1
019	10/28/2024	08:08:32	0.0	0.1	0.0
020	10/28/2024	08:09:32	0.1	0.1	0.1
021	10/28/2024	08:10:32	0.1	0.1	0.1
022	10/28/2024	08:11:32	0.0	0.1	0.0
023	10/28/2024	08:12:32	0.0	0.1	0.1
024	10/28/2024	08:13:32	0.0	0.1	0.0
025	10/28/2024	08:14:32	0.0	0.1	0.0
026	10/28/2024	08:15:32	0.0	0.1	0.0
027	10/28/2024	08:16:32	0.0	0.1	0.0
028	10/28/2024	08:17:32	0.0	0.1	0.0
029	10/28/2024	08:18:32	0.0	0.1	0.1
030	10/28/2024	08:19:32	0.0	0.1	0.1
031	10/28/2024	08:20:32	0.1	0.1	0.1
032	10/28/2024	08:21:32	0.1	0.1	0.1
033	10/28/2024	08:22:32	0.1	0.1	0.1
034	10/28/2024	08:23:32	0.1	0.1	0.0
035	10/28/2024	08:24:32	0.0	0.1	0.0
036	10/28/2024	08:25:32	0.1	0.1	0.1
037	10/28/2024	08:26:32	0.1	0.1	0.1
038	10/28/2024	08:27:32	0.1	0.1	0.1
039	10/28/2024	08:28:32	0.1	0.1	0.1
040	10/28/2024	08:29:32	0.1	0.1	0.1
041	10/28/2024	08:30:32	0.1	0.1	0.0
042	10/28/2024	08:31:32	0.1	0.1	0.1
043	10/28/2024	08:32:32	0.1	0.1	0.1
044	10/28/2024	08:33:32	0.1	0.1	0.1
045	10/28/2024	08:34:32	0.1	0.1	0.1
046	10/28/2024	08:35:32	0.0	0.1	0.0
047	10/28/2024	08:36:32	0.0	0.1	0.0
048	10/28/2024	08:37:32	0.0	0.1	0.0
049	10/28/2024	08:38:32	0.0	0.0	0.0
050	10/28/2024	08:39:32	0.0	0.0	0.0
051	10/28/2024	08:40:32	0.0	0.0	0.0
052	10/28/2024	08:41:32	0.0	0.0	0.0
053	10/28/2024	08:42:32	0.0	0.0	0.0
054	10/28/2024	08:43:32	0.0	0.0	0.0
055	10/28/2024	08:44:32	0.0	0.0	0.0
056	10/28/2024	08:45:32	0.0	0.0	0.0
057	10/28/2024	08:46:32	0.0	0.0	0.0
058	10/28/2024	08:47:32	0.0	0.0	0.0
059	10/28/2024	08:48:32	0.0	0.0	0.0
060	10/28/2024	08:49:32	0.0	0.0	0.0
061	10/28/2024	08:50:32	0.0	0.0	0.0
062	10/28/2024	08:51:32	0.0	0.0	0.0
063	10/28/2024	08:52:32	0.0	0.0	0.0
064	10/28/2024	08:53:32	0.0	0.0	0.0
065	10/28/2024	08:54:32	0.0	0.1	0.0
066	10/28/2024	08:55:32	0.0	0.1	0.0

067	10/28/2024	08:56:32	0.1	0.1	0.1
068	10/28/2024	08:57:32	0.1	0.1	0.1
069	10/28/2024	08:58:32	0.1	0.1	0.1
070	10/28/2024	08:59:32	0.1	0.1	0.1
071	10/28/2024	09:00:32	0.1	0.1	0.1
072	10/28/2024	09:01:32	0.1	0.1	0.1
073	10/28/2024	09:02:32	0.1	0.1	0.1
074	10/28/2024	09:03:32	0.1	0.1	0.1
075	10/28/2024	09:04:32	0.1	0.1	0.1
076	10/28/2024	09:05:32	0.1	0.1	0.1
077	10/28/2024	09:06:32	0.1	0.1	0.1
078	10/28/2024	09:07:32	0.1	0.1	0.1
079	10/28/2024	09:08:32	0.1	0.1	0.1
080	10/28/2024	09:09:32	0.1	0.1	0.1
081	10/28/2024	09:10:32	0.1	0.1	0.1
082	10/28/2024	09:11:32	0.1	0.1	0.1
083	10/28/2024	09:12:32	0.1	0.1	0.1
084	10/28/2024	09:13:32	0.1	0.1	0.1
085	10/28/2024	09:14:32	0.1	0.1	0.1
086	10/28/2024	09:15:32	0.1	0.1	0.1
087	10/28/2024	09:16:32	0.1	0.1	0.1
088	10/28/2024	09:17:32	0.1	0.1	0.1
089	10/28/2024	09:18:32	0.1	0.1	0.1
090	10/28/2024	09:19:32	0.1	0.1	0.1
091	10/28/2024	09:20:32	0.1	0.1	0.1
092	10/28/2024	09:21:32	0.1	0.1	0.1
093	10/28/2024	09:22:32	0.1	0.1	0.1
094	10/28/2024	09:23:32	0.1	0.1	0.1
095	10/28/2024	09:24:32	0.1	0.1	0.1
096	10/28/2024	09:25:32	0.1	0.1	0.1
097	10/28/2024	09:26:32	0.1	0.1	0.1
098	10/28/2024	09:27:32	0.1	0.1	0.1
099	10/28/2024	09:28:32	0.1	0.1	0.1
100	10/28/2024	09:29:32	0.0	0.1	0.1
101	10/28/2024	09:30:32	0.1	0.1	0.1
102	10/28/2024	09:31:32	0.1	0.1	0.1
103	10/28/2024	09:32:32	0.1	0.1	0.1
104	10/28/2024	09:33:32	0.1	0.1	0.0
105	10/28/2024	09:34:32	0.0	0.0	0.0
106	10/28/2024	09:35:32	0.0	0.0	0.0
107	10/28/2024	09:36:32	0.0	0.1	0.0
108	10/28/2024	09:37:32	0.0	0.0	0.0
109	10/28/2024	09:38:32	0.0	0.0	0.0
110	10/28/2024	09:39:32	0.0	0.0	0.0
111	10/28/2024	09:40:32	0.0	0.0	0.0
112	10/28/2024	09:41:32	0.0	0.0	0.0
113	10/28/2024	09:42:32	0.0	0.0	0.0
114	10/28/2024	09:43:32	0.0	0.0	0.0
115	10/28/2024	09:44:32	0.0	0.0	0.0
116	10/28/2024	09:45:32	0.0	0.0	0.0
117	10/28/2024	09:46:32	0.0	0.0	0.0
118	10/28/2024	09:47:32	0.0	0.0	0.0
119	10/28/2024	09:48:32	0.0	0.0	0.0
120	10/28/2024	09:49:32	0.0	0.0	0.0

121	10/28/2024	09:50:32	0.0	0.0	0.0
122	10/28/2024	09:51:32	0.0	0.0	0.0
123	10/28/2024	09:52:32	0.0	0.0	0.0
124	10/28/2024	09:53:32	0.0	0.0	0.0
125	10/28/2024	09:54:32	0.0	0.0	0.0
126	10/28/2024	09:55:32	0.0	0.0	0.0
127	10/28/2024	09:56:32	0.0	0.0	0.0
128	10/28/2024	09:57:32	0.0	0.0	0.0
129	10/28/2024	09:58:32	0.0	0.0	0.0
130	10/28/2024	09:59:32	0.0	0.0	0.0
131	10/28/2024	10:00:32	0.0	0.0	0.0
132	10/28/2024	10:01:32	0.0	0.0	0.0
133	10/28/2024	10:02:32	0.0	0.0	0.0
134	10/28/2024	10:03:32	0.0	0.0	0.0
135	10/28/2024	10:04:32	0.0	0.0	0.0
136	10/28/2024	10:05:32	0.0	0.0	0.0
137	10/28/2024	10:06:32	0.0	0.0	0.0
138	10/28/2024	10:07:32	0.0	0.0	0.0
139	10/28/2024	10:08:32	0.0	0.0	0.0
140	10/28/2024	10:09:32	0.0	0.0	0.0
141	10/28/2024	10:10:32	0.0	0.0	0.0
142	10/28/2024	10:11:32	0.0	0.0	0.0
143	10/28/2024	10:12:32	0.0	0.0	0.0
144	10/28/2024	10:13:32	0.0	0.0	0.0
145	10/28/2024	10:14:32	0.0	0.0	0.0
146	10/28/2024	10:15:32	0.0	0.0	0.0
147	10/28/2024	10:16:32	0.0	0.0	0.0
148	10/28/2024	10:17:32	0.0	0.0	0.0
149	10/28/2024	10:18:32	0.0	0.0	0.0
150	10/28/2024	10:19:32	0.0	0.0	0.0
151	10/28/2024	10:20:32	0.0	0.0	0.0
152	10/28/2024	10:21:32	0.0	0.0	0.0
153	10/28/2024	10:22:32	0.0	0.0	0.0
154	10/28/2024	10:23:32	0.0	0.1	0.0
155	10/28/2024	10:24:32	0.0	0.0	0.0
156	10/28/2024	10:25:32	0.0	0.1	0.1
157	10/28/2024	10:26:32	0.1	0.1	0.1
158	10/28/2024	10:27:32	0.1	0.1	0.1
159	10/28/2024	10:28:32	0.1	0.1	0.1
160	10/28/2024	10:29:32	0.1	0.1	0.1
161	10/28/2024	10:30:32	0.1	0.1	0.1
162	10/28/2024	10:31:32	0.1	0.1	0.1
163	10/28/2024	10:32:32	0.1	0.1	0.1
164	10/28/2024	10:33:32	0.1	0.1	0.1
165	10/28/2024	10:34:32	0.1	0.1	0.1
166	10/28/2024	10:35:32	0.1	0.1	0.1
167	10/28/2024	10:36:32	0.1	0.1	0.1
168	10/28/2024	10:37:32	0.1	0.1	0.1
169	10/28/2024	10:38:32	0.1	0.1	0.1
170	10/28/2024	10:39:32	0.0	0.1	0.1
171	10/28/2024	10:40:32	0.1	0.1	0.1
172	10/28/2024	10:41:32	0.1	0.1	0.1
173	10/28/2024	10:42:32	0.1	0.1	0.1
174	10/28/2024	10:43:32	0.1	0.1	0.1

175	10/28/2024	10:44:32	0.1	0.1	0.1
176	10/28/2024	10:45:32	0.1	0.1	0.1
177	10/28/2024	10:46:32	0.1	0.1	0.1
178	10/28/2024	10:47:32	0.1	0.1	0.1
179	10/28/2024	10:48:32	0.1	0.1	0.1
180	10/28/2024	10:49:32	0.0	0.1	0.0
181	10/28/2024	10:50:32	0.0	0.0	0.0
182	10/28/2024	10:51:32	0.0	0.0	0.0
183	10/28/2024	10:52:32	0.0	0.0	0.0
184	10/28/2024	10:53:32	0.0	0.0	0.0
185	10/28/2024	10:54:32	0.0	0.0	0.0
186	10/28/2024	10:55:32	0.0	0.0	0.0
187	10/28/2024	10:56:32	0.0	0.0	0.0
188	10/28/2024	10:57:32	0.0	0.0	0.0
189	10/28/2024	10:58:32	0.0	0.0	0.0
190	10/28/2024	10:59:32	0.0	0.0	0.0
191	10/28/2024	11:00:32	0.0	0.0	0.0
192	10/28/2024	11:01:32	0.0	0.0	0.0
193	10/28/2024	11:02:32	0.0	0.0	0.0
194	10/28/2024	11:03:32	0.0	0.0	0.0
195	10/28/2024	11:04:32	0.0	0.0	0.0
196	10/28/2024	11:05:32	0.0	0.0	0.0
197	10/28/2024	11:06:32	0.0	0.0	0.0
198	10/28/2024	11:07:32	0.0	0.0	0.0
199	10/28/2024	11:08:32	0.0	0.0	0.0
200	10/28/2024	11:09:32	0.0	0.0	0.0
201	10/28/2024	11:10:32	0.0	0.0	0.0
202	10/28/2024	11:11:32	0.0	0.0	0.0
203	10/28/2024	11:12:32	0.0	0.0	0.0
204	10/28/2024	11:13:32	0.0	0.0	0.0
205	10/28/2024	11:14:32	0.0	0.0	0.0
206	10/28/2024	11:15:32	0.0	0.0	0.0
207	10/28/2024	11:16:32	0.0	0.0	0.0
208	10/28/2024	11:17:32	0.0	0.0	0.0
209	10/28/2024	11:18:32	0.0	0.0	0.0
210	10/28/2024	11:19:32	0.0	0.0	0.0
211	10/28/2024	11:20:32	0.0	0.0	0.0
212	10/28/2024	11:21:32	0.0	0.0	0.0
213	10/28/2024	11:22:32	0.0	0.0	0.0
214	10/28/2024	11:23:32	0.0	0.1	0.0
215	10/28/2024	11:24:32	0.0	0.1	0.0
216	10/28/2024	11:25:32	0.1	0.1	0.1
217	10/28/2024	11:26:32	0.1	0.1	0.1
218	10/28/2024	11:27:32	0.1	0.1	0.1
219	10/28/2024	11:28:32	0.1	0.1	0.1
220	10/28/2024	11:29:32	0.1	0.1	0.1
221	10/28/2024	11:30:32	0.1	0.1	0.1
222	10/28/2024	11:31:32	0.1	0.1	0.1
223	10/28/2024	11:32:32	0.1	0.1	0.1
224	10/28/2024	11:33:32	0.1	0.1	0.1
225	10/28/2024	11:34:32	0.1	0.1	0.1
226	10/28/2024	11:35:32	0.1	0.1	0.1
227	10/28/2024	11:36:32	0.1	0.1	0.1
228	10/28/2024	11:37:32	0.1	0.1	0.1

229	10/28/2024	11:38:32	0.1	0.1	0.1
230	10/28/2024	11:39:32	0.1	0.1	0.1
231	10/28/2024	11:40:32	0.1	0.1	0.1
232	10/28/2024	11:41:32	0.1	0.1	0.1
233	10/28/2024	11:42:32	0.1	0.1	0.1
234	10/28/2024	11:43:32	0.1	0.1	0.1
235	10/28/2024	11:44:32	0.1	0.1	0.1
236	10/28/2024	11:45:32	0.1	0.1	0.1
237	10/28/2024	11:46:32	0.1	0.1	0.1
238	10/28/2024	11:47:32	0.1	0.1	0.1
239	10/28/2024	11:48:32	0.1	0.1	0.1
240	10/28/2024	11:49:32	0.1	0.1	0.1
241	10/28/2024	11:50:32	0.1	0.1	0.1
242	10/28/2024	11:51:32	0.1	0.1	0.1
243	10/28/2024	11:52:32	0.1	0.1	0.1
244	10/28/2024	11:53:32	0.1	0.1	0.1
245	10/28/2024	11:54:32	0.1	0.1	0.1
246	10/28/2024	11:55:32	0.1	0.1	0.1
247	10/28/2024	11:56:32	0.1	0.1	0.1
248	10/28/2024	11:57:32	0.1	0.1	0.1
249	10/28/2024	11:58:32	0.1	0.1	0.1
250	10/28/2024	11:59:32	0.1	0.1	0.1
251	10/28/2024	12:00:32	0.1	0.1	0.1
252	10/28/2024	12:01:32	0.1	0.1	0.1
253	10/28/2024	12:02:32	0.1	0.1	0.1
254	10/28/2024	12:03:32	0.1	0.1	0.1
255	10/28/2024	12:04:32	0.1	0.1	0.1
256	10/28/2024	12:05:32	0.1	0.1	0.1
257	10/28/2024	12:06:32	0.1	0.1	0.1
258	10/28/2024	12:07:32	0.1	0.1	0.1
259	10/28/2024	12:08:32	0.1	0.1	0.1
260	10/28/2024	12:09:32	0.1	0.1	0.1
261	10/28/2024	12:10:32	0.1	0.1	0.1
262	10/28/2024	12:11:32	0.1	0.1	0.1
263	10/28/2024	12:12:32	0.1	0.1	0.1
264	10/28/2024	12:13:32	0.1	0.1	0.1
265	10/28/2024	12:14:32	0.1	0.1	0.1
266	10/28/2024	12:15:32	0.1	0.1	0.1
267	10/28/2024	12:16:32	0.1	0.1	0.1
268	10/28/2024	12:17:32	0.1	0.1	0.1
269	10/28/2024	12:18:32	0.1	0.1	0.1
270	10/28/2024	12:19:32	0.1	0.1	0.1
271	10/28/2024	12:20:32	0.1	0.1	0.1
272	10/28/2024	12:21:32	0.1	0.1	0.1
273	10/28/2024	12:22:32	0.1	0.1	0.1
274	10/28/2024	12:23:32	0.1	0.1	0.1
275	10/28/2024	12:24:32	0.1	0.1	0.1
276	10/28/2024	12:25:32	0.1	0.1	0.1
277	10/28/2024	12:26:32	0.1	0.1	0.1
278	10/28/2024	12:27:32	0.1	0.1	0.1
279	10/28/2024	12:28:32	0.1	0.1	0.1
280	10/28/2024	12:29:32	0.1	0.1	0.1
281	10/28/2024	12:30:32	0.1	0.1	0.1
282	10/28/2024	12:31:32	0.1	0.1	0.1

283	10/28/2024	12:32:32	0.1	0.1	0.1
284	10/28/2024	12:33:32	0.1	0.1	0.1
285	10/28/2024	12:34:32	0.1	0.1	0.1
286	10/28/2024	12:35:32	0.1	0.1	0.1
287	10/28/2024	12:36:32	0.1	0.1	0.1
288	10/28/2024	12:37:32	0.1	0.1	0.1
289	10/28/2024	12:38:32	0.1	0.1	0.1
290	10/28/2024	12:39:32	0.1	0.1	0.1
291	10/28/2024	12:40:32	0.1	0.1	0.1
292	10/28/2024	12:41:32	0.1	0.1	0.1
293	10/28/2024	12:42:32	0.1	0.1	0.1
294	10/28/2024	12:43:32	0.1	0.1	0.1
295	10/28/2024	12:44:32	0.1	0.1	0.1
296	10/28/2024	12:45:32	0.1	0.1	0.1
297	10/28/2024	12:46:32	0.1	0.1	0.1
298	10/28/2024	12:47:32	0.1	0.1	0.1
299	10/28/2024	12:48:32	0.1	0.1	0.1
300	10/28/2024	12:49:32	0.1	0.1	0.1
301	10/28/2024	12:50:32	0.1	0.1	0.1
302	10/28/2024	12:51:32	0.1	0.1	0.1
303	10/28/2024	12:52:32	0.1	0.1	0.1
304	10/28/2024	12:53:32	0.1	0.1	0.1
305	10/28/2024	12:54:32	0.1	0.1	0.1
306	10/28/2024	12:55:32	0.1	0.1	0.1
307	10/28/2024	12:56:32	0.1	0.1	0.1
308	10/28/2024	12:57:32	0.1	0.1	0.1
309	10/28/2024	12:58:32	0.1	0.1	0.1
310	10/28/2024	12:59:32	0.1	0.1	0.1
311	10/28/2024	13:00:32	0.1	0.1	0.1
312	10/28/2024	13:01:32	0.1	0.1	0.1
313	10/28/2024	13:02:32	0.1	0.1	0.1
314	10/28/2024	13:03:32	0.1	0.1	0.1
315	10/28/2024	13:04:32	0.1	0.1	0.1
316	10/28/2024	13:05:32	0.1	0.1	0.1
317	10/28/2024	13:06:32	0.1	0.1	0.1
318	10/28/2024	13:07:32	0.1	0.1	0.1
319	10/28/2024	13:08:32	0.1	0.1	0.1
320	10/28/2024	13:09:32	0.1	0.1	0.1
321	10/28/2024	13:10:32	0.1	0.1	0.1
322	10/28/2024	13:11:32	0.1	0.1	0.1
323	10/28/2024	13:12:32	0.1	0.1	0.1
324	10/28/2024	13:13:32	0.1	0.1	0.1
325	10/28/2024	13:14:32	0.1	0.1	0.1
326	10/28/2024	13:15:32	0.1	0.1	0.1
327	10/28/2024	13:16:32	0.1	0.1	0.1
328	10/28/2024	13:17:32	0.1	0.1	0.1
329	10/28/2024	13:18:32	0.1	0.1	0.1
330	10/28/2024	13:19:32	0.1	0.1	0.1
331	10/28/2024	13:20:32	0.1	0.1	0.1
332	10/28/2024	13:21:32	0.1	0.1	0.1
333	10/28/2024	13:22:32	0.1	0.1	0.1
334	10/28/2024	13:23:32	0.1	0.1	0.1
335	10/28/2024	13:24:32	0.1	0.1	0.1
336	10/28/2024	13:25:32	0.1	0.1	0.1

337	10/28/2024	13:26:32	0.1	0.1	0.1
338	10/28/2024	13:27:32	0.1	0.1	0.1
339	10/28/2024	13:28:32	0.1	0.1	0.1
340	10/28/2024	13:29:32	0.1	0.1	0.1
341	10/28/2024	13:30:32	0.1	0.1	0.1
342	10/28/2024	13:31:32	0.1	0.1	0.1
343	10/28/2024	13:32:32	0.1	0.1	0.1
344	10/28/2024	13:33:32	0.1	0.1	0.1
345	10/28/2024	13:34:32	0.1	0.1	0.1
346	10/28/2024	13:35:32	0.1	0.1	0.1
347	10/28/2024	13:36:32	0.1	0.1	0.1
348	10/28/2024	13:37:32	0.1	0.1	0.1
349	10/28/2024	13:38:32	0.1	0.1	0.1
350	10/28/2024	13:39:32	0.1	0.1	0.1
351	10/28/2024	13:40:32	0.1	0.1	0.1
352	10/28/2024	13:41:32	0.1	0.1	0.1
353	10/28/2024	13:42:32	0.1	0.1	0.1
354	10/28/2024	13:43:32	0.1	0.1	0.1
355	10/28/2024	13:44:32	0.1	0.1	0.1
356	10/28/2024	13:45:32	0.1	0.1	0.1
357	10/28/2024	13:46:32	0.1	0.1	0.1
358	10/28/2024	13:47:32	0.1	0.1	0.1
359	10/28/2024	13:48:32	0.1	0.1	0.1
360	10/28/2024	13:49:32	0.1	0.1	0.1
361	10/28/2024	13:50:32	0.1	0.1	0.1
362	10/28/2024	13:51:32	0.1	0.1	0.1
363	10/28/2024	13:52:32	0.1	0.1	0.1
364	10/28/2024	13:53:32	0.1	0.1	0.1
365	10/28/2024	13:54:32	0.1	0.1	0.1
366	10/28/2024	13:55:32	0.1	0.1	0.1
367	10/28/2024	13:56:32	0.1	0.1	0.1
368	10/28/2024	13:57:32	0.1	0.1	0.1
369	10/28/2024	13:58:32	0.1	0.1	0.1
Peak	0.1	0.1	0.1		
Min	0.0	0.0	0.0		
Average		0.1	0.1	0.1	

TWA/STEL

Index	Date/Time	PID (ppm) (TWA)	PID (ppm) (STEL)	
001	10/28/2024	07:50:32	0.0	---
002	10/28/2024	07:51:32	0.0	---
003	10/28/2024	07:52:32	0.0	---
004	10/28/2024	07:53:32	0.0	---
005	10/28/2024	07:54:32	0.0	---
006	10/28/2024	07:55:32	0.0	---
007	10/28/2024	07:56:32	0.0	---
008	10/28/2024	07:57:32	0.0	---
009	10/28/2024	07:58:32	0.0	---
010	10/28/2024	07:59:32	0.0	---
011	10/28/2024	08:00:32	0.0	---
012	10/28/2024	08:01:32	0.0	---
013	10/28/2024	08:02:32	0.0	---

014	10/28/2024	08:03:32	0.0	---
015	10/28/2024	08:04:32	0.0	0.0
016	10/28/2024	08:05:32	0.0	0.0
017	10/28/2024	08:06:32	0.0	0.0
018	10/28/2024	08:07:32	0.0	0.0
019	10/28/2024	08:08:32	0.0	0.0
020	10/28/2024	08:09:32	0.0	0.0
021	10/28/2024	08:10:32	0.0	0.0
022	10/28/2024	08:11:32	0.0	0.0
023	10/28/2024	08:12:32	0.0	0.0
024	10/28/2024	08:13:32	0.0	0.0
025	10/28/2024	08:14:32	0.0	0.0
026	10/28/2024	08:15:32	0.0	0.0
027	10/28/2024	08:16:32	0.0	0.0
028	10/28/2024	08:17:32	0.0	0.0
029	10/28/2024	08:18:32	0.0	0.0
030	10/28/2024	08:19:32	0.0	0.1
031	10/28/2024	08:20:32	0.0	0.1
032	10/28/2024	08:21:32	0.0	0.1
033	10/28/2024	08:22:32	0.0	0.1
034	10/28/2024	08:23:32	0.0	0.1
035	10/28/2024	08:24:32	0.0	0.1
036	10/28/2024	08:25:32	0.0	0.1
037	10/28/2024	08:26:32	0.0	0.1
038	10/28/2024	08:27:32	0.0	0.1
039	10/28/2024	08:28:32	0.0	0.1
040	10/28/2024	08:29:32	0.0	0.1
041	10/28/2024	08:30:32	0.0	0.1
042	10/28/2024	08:31:32	0.0	0.1
043	10/28/2024	08:32:32	0.0	0.1
044	10/28/2024	08:33:32	0.0	0.1
045	10/28/2024	08:34:32	0.0	0.1
046	10/28/2024	08:35:32	0.0	0.1
047	10/28/2024	08:36:32	0.0	0.1
048	10/28/2024	08:37:32	0.0	0.1
049	10/28/2024	08:38:32	0.0	0.1
050	10/28/2024	08:39:32	0.0	0.1
051	10/28/2024	08:40:32	0.0	0.1
052	10/28/2024	08:41:32	0.0	0.1
053	10/28/2024	08:42:32	0.0	0.0
054	10/28/2024	08:43:32	0.0	0.0
055	10/28/2024	08:44:32	0.0	0.0
056	10/28/2024	08:45:32	0.0	0.0
057	10/28/2024	08:46:32	0.0	0.0
058	10/28/2024	08:47:32	0.0	0.0
059	10/28/2024	08:48:32	0.0	0.0
060	10/28/2024	08:49:32	0.0	0.0
061	10/28/2024	08:50:32	0.0	0.0
062	10/28/2024	08:51:32	0.0	0.0
063	10/28/2024	08:52:32	0.0	0.0
064	10/28/2024	08:53:32	0.0	0.0
065	10/28/2024	08:54:32	0.0	0.0
066	10/28/2024	08:55:32	0.0	0.0
067	10/28/2024	08:56:32	0.0	0.0

068	10/28/2024	08:57:32	0.0	0.0
069	10/28/2024	08:58:32	0.0	0.0
070	10/28/2024	08:59:32	0.0	0.0
071	10/28/2024	09:00:32	0.0	0.0
072	10/28/2024	09:01:32	0.0	0.0
073	10/28/2024	09:02:32	0.0	0.0
074	10/28/2024	09:03:32	0.0	0.1
075	10/28/2024	09:04:32	0.0	0.1
076	10/28/2024	09:05:32	0.0	0.1
077	10/28/2024	09:06:32	0.0	0.1
078	10/28/2024	09:07:32	0.0	0.1
079	10/28/2024	09:08:32	0.0	0.1
080	10/28/2024	09:09:32	0.0	0.1
081	10/28/2024	09:10:32	0.0	0.1
082	10/28/2024	09:11:32	0.0	0.1
083	10/28/2024	09:12:32	0.0	0.1
084	10/28/2024	09:13:32	0.0	0.1
085	10/28/2024	09:14:32	0.0	0.1
086	10/28/2024	09:15:32	0.0	0.1
087	10/28/2024	09:16:32	0.0	0.1
088	10/28/2024	09:17:32	0.0	0.1
089	10/28/2024	09:18:32	0.0	0.1
090	10/28/2024	09:19:32	0.0	0.1
091	10/28/2024	09:20:32	0.0	0.1
092	10/28/2024	09:21:32	0.0	0.1
093	10/28/2024	09:22:32	0.0	0.1
094	10/28/2024	09:23:32	0.0	0.1
095	10/28/2024	09:24:32	0.0	0.1
096	10/28/2024	09:25:32	0.0	0.1
097	10/28/2024	09:26:32	0.0	0.1
098	10/28/2024	09:27:32	0.0	0.1
099	10/28/2024	09:28:32	0.0	0.1
100	10/28/2024	09:29:32	0.0	0.1
101	10/28/2024	09:30:32	0.0	0.1
102	10/28/2024	09:31:32	0.0	0.1
103	10/28/2024	09:32:32	0.0	0.1
104	10/28/2024	09:33:32	0.0	0.1
105	10/28/2024	09:34:32	0.0	0.1
106	10/28/2024	09:35:32	0.0	0.1
107	10/28/2024	09:36:32	0.0	0.1
108	10/28/2024	09:37:32	0.0	0.1
109	10/28/2024	09:38:32	0.0	0.1
110	10/28/2024	09:39:32	0.0	0.1
111	10/28/2024	09:40:32	0.0	0.1
112	10/28/2024	09:41:32	0.0	0.0
113	10/28/2024	09:42:32	0.0	0.0
114	10/28/2024	09:43:32	0.0	0.0
115	10/28/2024	09:44:32	0.0	0.0
116	10/28/2024	09:45:32	0.0	0.0
117	10/28/2024	09:46:32	0.0	0.0
118	10/28/2024	09:47:32	0.0	0.0
119	10/28/2024	09:48:32	0.0	0.0
120	10/28/2024	09:49:32	0.0	0.0
121	10/28/2024	09:50:32	0.0	0.0

122	10/28/2024	09:51:32	0.0	0.0
123	10/28/2024	09:52:32	0.0	0.0
124	10/28/2024	09:53:32	0.0	0.0
125	10/28/2024	09:54:32	0.0	0.0
126	10/28/2024	09:55:32	0.0	0.0
127	10/28/2024	09:56:32	0.0	0.0
128	10/28/2024	09:57:32	0.0	0.0
129	10/28/2024	09:58:32	0.0	0.0
130	10/28/2024	09:59:32	0.0	0.0
131	10/28/2024	10:00:32	0.0	0.0
132	10/28/2024	10:01:32	0.0	0.0
133	10/28/2024	10:02:32	0.0	0.0
134	10/28/2024	10:03:32	0.0	0.0
135	10/28/2024	10:04:32	0.0	0.0
136	10/28/2024	10:05:32	0.0	0.0
137	10/28/2024	10:06:32	0.0	0.0
138	10/28/2024	10:07:32	0.0	0.0
139	10/28/2024	10:08:32	0.0	0.0
140	10/28/2024	10:09:32	0.0	0.0
141	10/28/2024	10:10:32	0.0	0.0
142	10/28/2024	10:11:32	0.0	0.0
143	10/28/2024	10:12:32	0.0	0.0
144	10/28/2024	10:13:32	0.0	0.0
145	10/28/2024	10:14:32	0.0	0.0
146	10/28/2024	10:15:32	0.0	0.0
147	10/28/2024	10:16:32	0.0	0.0
148	10/28/2024	10:17:32	0.0	0.0
149	10/28/2024	10:18:32	0.0	0.0
150	10/28/2024	10:19:32	0.0	0.0
151	10/28/2024	10:20:32	0.0	0.0
152	10/28/2024	10:21:32	0.0	0.0
153	10/28/2024	10:22:32	0.0	0.0
154	10/28/2024	10:23:32	0.0	0.0
155	10/28/2024	10:24:32	0.0	0.0
156	10/28/2024	10:25:32	0.0	0.0
157	10/28/2024	10:26:32	0.0	0.0
158	10/28/2024	10:27:32	0.0	0.0
159	10/28/2024	10:28:32	0.0	0.0
160	10/28/2024	10:29:32	0.0	0.0
161	10/28/2024	10:30:32	0.0	0.0
162	10/28/2024	10:31:32	0.0	0.0
163	10/28/2024	10:32:32	0.0	0.1
164	10/28/2024	10:33:32	0.0	0.1
165	10/28/2024	10:34:32	0.0	0.1
166	10/28/2024	10:35:32	0.0	0.1
167	10/28/2024	10:36:32	0.0	0.1
168	10/28/2024	10:37:32	0.0	0.1
169	10/28/2024	10:38:32	0.0	0.1
170	10/28/2024	10:39:32	0.0	0.1
171	10/28/2024	10:40:32	0.0	0.1
172	10/28/2024	10:41:32	0.0	0.1
173	10/28/2024	10:42:32	0.0	0.1
174	10/28/2024	10:43:32	0.0	0.1
175	10/28/2024	10:44:32	0.0	0.1

176	10/28/2024	10:45:32	0.0	0.1
177	10/28/2024	10:46:32	0.0	0.1
178	10/28/2024	10:47:32	0.0	0.1
179	10/28/2024	10:48:32	0.0	0.1
180	10/28/2024	10:49:32	0.0	0.1
181	10/28/2024	10:50:32	0.0	0.1
182	10/28/2024	10:51:32	0.0	0.1
183	10/28/2024	10:52:32	0.0	0.1
184	10/28/2024	10:53:32	0.0	0.1
185	10/28/2024	10:54:32	0.0	0.1
186	10/28/2024	10:55:32	0.0	0.1
187	10/28/2024	10:56:32	0.0	0.1
188	10/28/2024	10:57:32	0.0	0.0
189	10/28/2024	10:58:32	0.0	0.0
190	10/28/2024	10:59:32	0.0	0.0
191	10/28/2024	11:00:32	0.0	0.0
192	10/28/2024	11:01:32	0.0	0.0
193	10/28/2024	11:02:32	0.0	0.0
194	10/28/2024	11:03:32	0.0	0.0
195	10/28/2024	11:04:32	0.0	0.0
196	10/28/2024	11:05:32	0.0	0.0
197	10/28/2024	11:06:32	0.0	0.0
198	10/28/2024	11:07:32	0.0	0.0
199	10/28/2024	11:08:32	0.0	0.0
200	10/28/2024	11:09:32	0.0	0.0
201	10/28/2024	11:10:32	0.0	0.0
202	10/28/2024	11:11:32	0.0	0.0
203	10/28/2024	11:12:32	0.0	0.0
204	10/28/2024	11:13:32	0.0	0.0
205	10/28/2024	11:14:32	0.0	0.0
206	10/28/2024	11:15:32	0.0	0.0
207	10/28/2024	11:16:32	0.0	0.0
208	10/28/2024	11:17:32	0.0	0.0
209	10/28/2024	11:18:32	0.0	0.0
210	10/28/2024	11:19:32	0.0	0.0
211	10/28/2024	11:20:32	0.0	0.0
212	10/28/2024	11:21:32	0.0	0.0
213	10/28/2024	11:22:32	0.0	0.0
214	10/28/2024	11:23:32	0.0	0.0
215	10/28/2024	11:24:32	0.0	0.0
216	10/28/2024	11:25:32	0.0	0.0
217	10/28/2024	11:26:32	0.0	0.0
218	10/28/2024	11:27:32	0.0	0.0
219	10/28/2024	11:28:32	0.0	0.0
220	10/28/2024	11:29:32	0.0	0.0
221	10/28/2024	11:30:32	0.0	0.0
222	10/28/2024	11:31:32	0.0	0.0
223	10/28/2024	11:32:32	0.0	0.1
224	10/28/2024	11:33:32	0.0	0.1
225	10/28/2024	11:34:32	0.0	0.1
226	10/28/2024	11:35:32	0.0	0.1
227	10/28/2024	11:36:32	0.0	0.1
228	10/28/2024	11:37:32	0.0	0.1
229	10/28/2024	11:38:32	0.0	0.1

230	10/28/2024	11:39:32	0.0	0.1
231	10/28/2024	11:40:32	0.0	0.1
232	10/28/2024	11:41:32	0.0	0.1
233	10/28/2024	11:42:32	0.0	0.1
234	10/28/2024	11:43:32	0.0	0.1
235	10/28/2024	11:44:32	0.0	0.1
236	10/28/2024	11:45:32	0.0	0.1
237	10/28/2024	11:46:32	0.0	0.1
238	10/28/2024	11:47:32	0.0	0.1
239	10/28/2024	11:48:32	0.0	0.1
240	10/28/2024	11:49:32	0.0	0.1
241	10/28/2024	11:50:32	0.0	0.1
242	10/28/2024	11:51:32	0.0	0.1
243	10/28/2024	11:52:32	0.0	0.1
244	10/28/2024	11:53:32	0.0	0.1
245	10/28/2024	11:54:32	0.0	0.1
246	10/28/2024	11:55:32	0.0	0.1
247	10/28/2024	11:56:32	0.0	0.1
248	10/28/2024	11:57:32	0.0	0.1
249	10/28/2024	11:58:32	0.0	0.1
250	10/28/2024	11:59:32	0.0	0.1
251	10/28/2024	12:00:32	0.0	0.1
252	10/28/2024	12:01:32	0.0	0.1
253	10/28/2024	12:02:32	0.0	0.1
254	10/28/2024	12:03:32	0.0	0.1
255	10/28/2024	12:04:32	0.0	0.1
256	10/28/2024	12:05:32	0.0	0.1
257	10/28/2024	12:06:32	0.0	0.1
258	10/28/2024	12:07:32	0.0	0.1
259	10/28/2024	12:08:32	0.0	0.1
260	10/28/2024	12:09:32	0.0	0.1
261	10/28/2024	12:10:32	0.0	0.1
262	10/28/2024	12:11:32	0.0	0.1
263	10/28/2024	12:12:32	0.0	0.1
264	10/28/2024	12:13:32	0.0	0.1
265	10/28/2024	12:14:32	0.0	0.1
266	10/28/2024	12:15:32	0.0	0.1
267	10/28/2024	12:16:32	0.0	0.1
268	10/28/2024	12:17:32	0.0	0.1
269	10/28/2024	12:18:32	0.0	0.1
270	10/28/2024	12:19:32	0.0	0.1
271	10/28/2024	12:20:32	0.0	0.1
272	10/28/2024	12:21:32	0.0	0.1
273	10/28/2024	12:22:32	0.0	0.1
274	10/28/2024	12:23:32	0.0	0.1
275	10/28/2024	12:24:32	0.0	0.1
276	10/28/2024	12:25:32	0.0	0.1
277	10/28/2024	12:26:32	0.0	0.1
278	10/28/2024	12:27:32	0.0	0.1
279	10/28/2024	12:28:32	0.0	0.1
280	10/28/2024	12:29:32	0.0	0.1
281	10/28/2024	12:30:32	0.0	0.1
282	10/28/2024	12:31:32	0.0	0.1
283	10/28/2024	12:32:32	0.0	0.1

284	10/28/2024	12:33:32	0.0	0.1
285	10/28/2024	12:34:32	0.0	0.1
286	10/28/2024	12:35:32	0.0	0.1
287	10/28/2024	12:36:32	0.0	0.1
288	10/28/2024	12:37:32	0.0	0.1
289	10/28/2024	12:38:32	0.0	0.1
290	10/28/2024	12:39:32	0.0	0.1
291	10/28/2024	12:40:32	0.0	0.1
292	10/28/2024	12:41:32	0.0	0.1
293	10/28/2024	12:42:32	0.0	0.1
294	10/28/2024	12:43:32	0.0	0.1
295	10/28/2024	12:44:32	0.0	0.1
296	10/28/2024	12:45:32	0.0	0.1
297	10/28/2024	12:46:32	0.0	0.1
298	10/28/2024	12:47:32	0.0	0.1
299	10/28/2024	12:48:32	0.0	0.1
300	10/28/2024	12:49:32	0.0	0.1
301	10/28/2024	12:50:32	0.0	0.1
302	10/28/2024	12:51:32	0.0	0.1
303	10/28/2024	12:52:32	0.0	0.1
304	10/28/2024	12:53:32	0.0	0.1
305	10/28/2024	12:54:32	0.0	0.1
306	10/28/2024	12:55:32	0.0	0.1
307	10/28/2024	12:56:32	0.0	0.1
308	10/28/2024	12:57:32	0.0	0.1
309	10/28/2024	12:58:32	0.0	0.1
310	10/28/2024	12:59:32	0.0	0.1
311	10/28/2024	13:00:32	0.0	0.1
312	10/28/2024	13:01:32	0.0	0.1
313	10/28/2024	13:02:32	0.0	0.1
314	10/28/2024	13:03:32	0.0	0.1
315	10/28/2024	13:04:32	0.0	0.1
316	10/28/2024	13:05:32	0.0	0.1
317	10/28/2024	13:06:32	0.0	0.1
318	10/28/2024	13:07:32	0.0	0.1
319	10/28/2024	13:08:32	0.0	0.1
320	10/28/2024	13:09:32	0.0	0.1
321	10/28/2024	13:10:32	0.0	0.1
322	10/28/2024	13:11:32	0.0	0.1
323	10/28/2024	13:12:32	0.0	0.1
324	10/28/2024	13:13:32	0.0	0.1
325	10/28/2024	13:14:32	0.0	0.1
326	10/28/2024	13:15:32	0.0	0.1
327	10/28/2024	13:16:32	0.0	0.1
328	10/28/2024	13:17:32	0.0	0.1
329	10/28/2024	13:18:32	0.0	0.1
330	10/28/2024	13:19:32	0.0	0.1
331	10/28/2024	13:20:32	0.0	0.1
332	10/28/2024	13:21:32	0.0	0.1
333	10/28/2024	13:22:32	0.0	0.1
334	10/28/2024	13:23:32	0.0	0.1
335	10/28/2024	13:24:32	0.0	0.1
336	10/28/2024	13:25:32	0.0	0.1
337	10/28/2024	13:26:32	0.0	0.1

338 10/28/2024 13:27:32 0.0 0.1
339 10/28/2024 13:28:32 0.0 0.1
340 10/28/2024 13:29:32 0.0 0.1
341 10/28/2024 13:30:32 0.0 0.1
342 10/28/2024 13:31:32 0.0 0.1
343 10/28/2024 13:32:32 0.0 0.1
344 10/28/2024 13:33:32 0.0 0.1
345 10/28/2024 13:34:32 0.0 0.1
346 10/28/2024 13:35:32 0.0 0.1
347 10/28/2024 13:36:32 0.0 0.1
348 10/28/2024 13:37:32 0.0 0.1
349 10/28/2024 13:38:32 0.0 0.1
350 10/28/2024 13:39:32 0.0 0.1
351 10/28/2024 13:40:32 0.0 0.1
352 10/28/2024 13:41:32 0.0 0.1
353 10/28/2024 13:42:32 0.0 0.1
354 10/28/2024 13:43:32 0.0 0.1
355 10/28/2024 13:44:32 0.0 0.1
356 10/28/2024 13:45:32 0.0 0.1
357 10/28/2024 13:46:32 0.0 0.1
358 10/28/2024 13:47:32 0.0 0.1
359 10/28/2024 13:48:32 0.0 0.1
360 10/28/2024 13:49:32 0.0 0.1
361 10/28/2024 13:50:32 0.0 0.1
362 10/28/2024 13:51:32 0.0 0.1
363 10/28/2024 13:52:32 0.0 0.1
364 10/28/2024 13:53:32 0.0 0.1
365 10/28/2024 13:54:32 0.0 0.1
366 10/28/2024 13:55:32 0.0 0.1
367 10/28/2024 13:56:32 0.0 0.1
368 10/28/2024 13:57:32 0.0 0.1
369 10/28/2024 13:58:32 0.0 0.1

=====
24/10/29 07:27

Summary

Unit Name MiniRAE 3000 (PGM-7320)
Unit SN 592-910721
Unit Firmware VerV2.22

Running Mode Hygiene Mode
Datalog Mode Auto
Diagnostic Mode No
Stop Reason Power Down

Site ID 12345678
User ID 12345678

Begin 10/29/2024 07:27:30
End 10/29/2024 14:11:05
Sample Period(s) 60
Number of Records 403

Sensor PID(ppm)
 Sensor SN S023030072C2
 Measure Type Avg; Max; Real
 Span 100.0
 Span 2 1000.0
 Low Alarm 50.0
 High Alarm 100.0
 Over Alarm 15000.0
 STEL Alarm 100.0
 TWA Alarm 50.0
 Measurement Gas Isobutylene
 Calibration Time 10/25/2024 10:06
 Peak 0.7
 Min 0.1
 Average 0.2

Datalog

Index	Date/Time	PID(ppm) (Avg)	PID(ppm) (Max)	PID(ppm) (Real)
001	10/29/2024 07:28:30	0.1	0.2	0.1
002	10/29/2024 07:29:30	0.1	0.1	0.1
003	10/29/2024 07:30:30	0.1	0.1	0.1
004	10/29/2024 07:31:30	0.1	0.1	0.1
005	10/29/2024 07:32:30	0.1	0.1	0.1
006	10/29/2024 07:33:30	0.1	0.1	0.1
007	10/29/2024 07:34:30	0.1	0.1	0.1
008	10/29/2024 07:35:30	0.1	0.1	0.1
009	10/29/2024 07:36:30	0.1	0.1	0.1
010	10/29/2024 07:37:30	0.1	0.1	0.1
011	10/29/2024 07:38:30	0.1	0.1	0.1
012	10/29/2024 07:39:30	0.1	0.1	0.1
013	10/29/2024 07:40:30	0.1	0.1	0.1
014	10/29/2024 07:41:30	0.1	0.1	0.1
015	10/29/2024 07:42:30	0.1	0.1	0.1
016	10/29/2024 07:43:30	0.1	0.1	0.1
017	10/29/2024 07:44:30	0.1	0.1	0.1
018	10/29/2024 07:45:30	0.1	0.1	0.1
019	10/29/2024 07:46:30	0.1	0.1	0.1
020	10/29/2024 07:47:30	0.1	0.1	0.1
021	10/29/2024 07:48:30	0.1	0.1	0.1
022	10/29/2024 07:49:30	0.1	0.1	0.1
023	10/29/2024 07:50:30	0.1	0.1	0.1
024	10/29/2024 07:51:30	0.1	0.1	0.1
025	10/29/2024 07:52:30	0.1	0.1	0.1
026	10/29/2024 07:53:30	0.1	0.1	0.1
027	10/29/2024 07:54:30	0.1	0.1	0.1
028	10/29/2024 07:55:30	0.1	0.1	0.1
029	10/29/2024 07:56:30	0.1	0.1	0.1
030	10/29/2024 07:57:30	0.1	0.1	0.1
031	10/29/2024 07:58:30	0.1	0.1	0.1
032	10/29/2024 07:59:30	0.1	0.1	0.1
033	10/29/2024 08:00:30	0.1	0.1	0.1
034	10/29/2024 08:01:30	0.1	0.1	0.1

035	10/29/2024	08:02:30	0.1	0.1	0.1
036	10/29/2024	08:03:30	0.1	0.1	0.1
037	10/29/2024	08:04:30	0.1	0.1	0.1
038	10/29/2024	08:05:30	0.1	0.1	0.1
039	10/29/2024	08:06:30	0.1	0.1	0.1
040	10/29/2024	08:07:30	0.1	0.1	0.1
041	10/29/2024	08:08:30	0.1	0.1	0.1
042	10/29/2024	08:09:30	0.1	0.1	0.1
043	10/29/2024	08:10:30	0.1	0.1	0.1
044	10/29/2024	08:11:30	0.1	0.1	0.1
045	10/29/2024	08:12:30	0.1	0.1	0.1
046	10/29/2024	08:13:30	0.1	0.1	0.1
047	10/29/2024	08:14:30	0.1	0.1	0.1
048	10/29/2024	08:15:30	0.1	0.1	0.1
049	10/29/2024	08:16:30	0.1	0.1	0.1
050	10/29/2024	08:17:30	0.1	0.1	0.1
051	10/29/2024	08:18:30	0.1	0.1	0.1
052	10/29/2024	08:19:30	0.1	0.1	0.1
053	10/29/2024	08:20:30	0.1	0.1	0.1
054	10/29/2024	08:21:30	0.1	0.1	0.1
055	10/29/2024	08:22:30	0.1	0.1	0.1
056	10/29/2024	08:23:30	0.1	0.1	0.1
057	10/29/2024	08:24:30	0.1	0.1	0.1
058	10/29/2024	08:25:30	0.1	0.1	0.1
059	10/29/2024	08:26:30	0.1	0.1	0.1
060	10/29/2024	08:27:30	0.1	0.1	0.1
061	10/29/2024	08:28:30	0.1	0.1	0.1
062	10/29/2024	08:29:30	0.1	0.1	0.1
063	10/29/2024	08:30:30	0.1	0.1	0.1
064	10/29/2024	08:31:30	0.1	0.1	0.1
065	10/29/2024	08:32:30	0.1	0.1	0.1
066	10/29/2024	08:33:30	0.1	0.1	0.1
067	10/29/2024	08:34:30	0.1	0.1	0.1
068	10/29/2024	08:35:30	0.1	0.1	0.1
069	10/29/2024	08:36:30	0.1	0.1	0.1
070	10/29/2024	08:37:30	0.1	0.1	0.1
071	10/29/2024	08:38:30	0.1	0.1	0.1
072	10/29/2024	08:39:30	0.1	0.1	0.1
073	10/29/2024	08:40:30	0.1	0.1	0.1
074	10/29/2024	08:41:30	0.1	0.1	0.1
075	10/29/2024	08:42:30	0.1	0.1	0.1
076	10/29/2024	08:43:30	0.1	0.1	0.1
077	10/29/2024	08:44:30	0.1	0.1	0.1
078	10/29/2024	08:45:30	0.1	0.1	0.1
079	10/29/2024	08:46:30	0.1	0.1	0.1
080	10/29/2024	08:47:30	0.1	0.1	0.1
081	10/29/2024	08:48:30	0.1	0.1	0.1
082	10/29/2024	08:49:30	0.1	0.1	0.1
083	10/29/2024	08:50:30	0.1	0.1	0.1
084	10/29/2024	08:51:30	0.1	0.1	0.1
085	10/29/2024	08:52:30	0.1	0.1	0.1
086	10/29/2024	08:53:30	0.1	0.1	0.1
087	10/29/2024	08:54:30	0.1	0.1	0.1
088	10/29/2024	08:55:30	0.1	0.1	0.1

089	10/29/2024	08:56:30	0.1	0.1	0.1
090	10/29/2024	08:57:30	0.1	0.1	0.1
091	10/29/2024	08:58:30	0.1	0.2	0.2
092	10/29/2024	08:59:30	0.2	0.2	0.2
093	10/29/2024	09:00:30	0.2	0.2	0.2
094	10/29/2024	09:01:30	0.2	0.2	0.2
095	10/29/2024	09:02:30	0.2	0.2	0.2
096	10/29/2024	09:03:30	0.2	0.2	0.2
097	10/29/2024	09:04:30	0.2	0.2	0.2
098	10/29/2024	09:05:30	0.2	0.2	0.2
099	10/29/2024	09:06:30	0.2	0.2	0.2
100	10/29/2024	09:07:30	0.2	0.2	0.2
101	10/29/2024	09:08:30	0.2	0.2	0.2
102	10/29/2024	09:09:30	0.2	0.2	0.2
103	10/29/2024	09:10:30	0.2	0.2	0.2
104	10/29/2024	09:11:30	0.2	0.2	0.2
105	10/29/2024	09:12:30	0.2	0.2	0.2
106	10/29/2024	09:13:30	0.2	0.2	0.2
107	10/29/2024	09:14:30	0.2	0.2	0.2
108	10/29/2024	09:15:30	0.2	0.2	0.2
109	10/29/2024	09:16:30	0.2	0.2	0.2
110	10/29/2024	09:17:30	0.2	0.2	0.2
111	10/29/2024	09:18:30	0.2	0.2	0.2
112	10/29/2024	09:19:30	0.2	0.2	0.2
113	10/29/2024	09:20:30	0.2	0.2	0.2
114	10/29/2024	09:21:30	0.2	0.2	0.2
115	10/29/2024	09:22:30	0.2	0.2	0.2
116	10/29/2024	09:23:30	0.2	0.2	0.2
117	10/29/2024	09:24:30	0.2	0.2	0.2
118	10/29/2024	09:25:30	0.2	0.2	0.2
119	10/29/2024	09:26:30	0.2	0.2	0.2
120	10/29/2024	09:27:30	0.2	0.2	0.2
121	10/29/2024	09:28:30	0.2	0.2	0.2
122	10/29/2024	09:29:30	0.2	0.2	0.2
123	10/29/2024	09:30:30	0.2	0.2	0.2
124	10/29/2024	09:31:30	0.2	0.2	0.2
125	10/29/2024	09:32:30	0.2	0.2	0.2
126	10/29/2024	09:33:30	0.2	0.2	0.2
127	10/29/2024	09:34:30	0.2	0.2	0.2
128	10/29/2024	09:35:30	0.2	0.2	0.2
129	10/29/2024	09:36:30	0.2	0.2	0.2
130	10/29/2024	09:37:30	0.2	0.2	0.2
131	10/29/2024	09:38:30	0.2	0.2	0.2
132	10/29/2024	09:39:30	0.2	0.2	0.2
133	10/29/2024	09:40:30	0.2	0.2	0.2
134	10/29/2024	09:41:30	0.2	0.2	0.2
135	10/29/2024	09:42:30	0.2	0.2	0.2
136	10/29/2024	09:43:30	0.2	0.2	0.2
137	10/29/2024	09:44:30	0.2	0.2	0.2
138	10/29/2024	09:45:30	0.2	0.2	0.2
139	10/29/2024	09:46:30	0.2	0.2	0.2
140	10/29/2024	09:47:30	0.2	0.2	0.2
141	10/29/2024	09:48:30	0.2	0.2	0.2
142	10/29/2024	09:49:30	0.2	0.2	0.2

143	10/29/2024	09:50:30	0.2	0.2	0.2
144	10/29/2024	09:51:30	0.2	0.2	0.2
145	10/29/2024	09:52:30	0.2	0.2	0.2
146	10/29/2024	09:53:30	0.2	0.2	0.2
147	10/29/2024	09:54:30	0.2	0.2	0.1
148	10/29/2024	09:55:30	0.1	0.2	0.1
149	10/29/2024	09:56:30	0.1	0.2	0.1
150	10/29/2024	09:57:30	0.1	0.2	0.2
151	10/29/2024	09:58:30	0.1	0.2	0.1
152	10/29/2024	09:59:30	0.1	0.2	0.1
153	10/29/2024	10:00:30	0.1	0.1	0.1
154	10/29/2024	10:01:30	0.1	0.2	0.1
155	10/29/2024	10:02:30	0.1	0.1	0.1
156	10/29/2024	10:03:30	0.1	0.1	0.1
157	10/29/2024	10:04:30	0.1	0.1	0.1
158	10/29/2024	10:05:30	0.1	0.1	0.1
159	10/29/2024	10:06:30	0.1	0.1	0.1
160	10/29/2024	10:07:30	0.1	0.1	0.1
161	10/29/2024	10:08:30	0.1	0.1	0.1
162	10/29/2024	10:09:30	0.1	0.1	0.1
163	10/29/2024	10:10:30	0.1	0.1	0.1
164	10/29/2024	10:11:30	0.1	0.1	0.1
165	10/29/2024	10:12:30	0.1	0.1	0.1
166	10/29/2024	10:13:30	0.1	0.1	0.1
167	10/29/2024	10:14:30	0.1	0.1	0.1
168	10/29/2024	10:15:30	0.1	0.1	0.1
169	10/29/2024	10:16:30	0.1	0.1	0.1
170	10/29/2024	10:17:30	0.1	0.1	0.1
171	10/29/2024	10:18:30	0.1	0.2	0.1
172	10/29/2024	10:19:30	0.1	0.2	0.1
173	10/29/2024	10:20:30	0.1	0.1	0.1
174	10/29/2024	10:21:30	0.1	0.1	0.1
175	10/29/2024	10:22:30	0.1	0.1	0.1
176	10/29/2024	10:23:30	0.1	0.1	0.1
177	10/29/2024	10:24:30	0.1	0.1	0.1
178	10/29/2024	10:25:30	0.1	0.1	0.1
179	10/29/2024	10:26:30	0.1	0.1	0.1
180	10/29/2024	10:27:30	0.1	0.1	0.1
181	10/29/2024	10:28:30	0.1	0.1	0.1
182	10/29/2024	10:29:30	0.1	0.1	0.1
183	10/29/2024	10:30:30	0.1	0.1	0.1
184	10/29/2024	10:31:30	0.1	0.1	0.1
185	10/29/2024	10:32:30	0.1	0.1	0.1
186	10/29/2024	10:33:30	0.1	0.1	0.1
187	10/29/2024	10:34:30	0.1	0.1	0.1
188	10/29/2024	10:35:30	0.1	0.1	0.1
189	10/29/2024	10:36:30	0.1	0.1	0.1
190	10/29/2024	10:37:30	0.1	0.1	0.1
191	10/29/2024	10:38:30	0.1	0.1	0.1
192	10/29/2024	10:39:30	0.1	0.1	0.1
193	10/29/2024	10:40:30	0.1	0.1	0.1
194	10/29/2024	10:41:30	0.1	0.1	0.1
195	10/29/2024	10:42:30	0.1	0.1	0.1
196	10/29/2024	10:43:30	0.1	0.1	0.1

197	10/29/2024	10:44:30	0.1	0.1	0.1
198	10/29/2024	10:45:30	0.1	0.1	0.1
199	10/29/2024	10:46:30	0.1	0.1	0.1
200	10/29/2024	10:47:30	0.1	0.1	0.1
201	10/29/2024	10:48:30	0.1	0.1	0.1
202	10/29/2024	10:49:30	0.1	0.1	0.1
203	10/29/2024	10:50:30	0.1	0.1	0.1
204	10/29/2024	10:51:30	0.1	0.1	0.1
205	10/29/2024	10:52:30	0.1	0.1	0.1
206	10/29/2024	10:53:30	0.1	0.1	0.1
207	10/29/2024	10:54:30	0.1	0.1	0.1
208	10/29/2024	10:55:30	0.1	0.1	0.1
209	10/29/2024	10:56:30	0.1	0.1	0.1
210	10/29/2024	10:57:30	0.1	0.1	0.1
211	10/29/2024	10:58:30	0.1	0.1	0.1
212	10/29/2024	10:59:30	0.1	0.1	0.1
213	10/29/2024	11:00:30	0.1	0.1	0.1
214	10/29/2024	11:01:30	0.1	0.1	0.1
215	10/29/2024	11:02:30	0.1	0.1	0.1
216	10/29/2024	11:03:30	0.1	0.1	0.1
217	10/29/2024	11:04:30	0.1	0.1	0.1
218	10/29/2024	11:05:30	0.1	0.1	0.1
219	10/29/2024	11:06:30	0.1	0.1	0.1
220	10/29/2024	11:07:30	0.1	0.1	0.1
221	10/29/2024	11:08:30	0.1	0.1	0.1
222	10/29/2024	11:09:30	0.1	0.1	0.1
223	10/29/2024	11:10:30	0.1	0.1	0.1
224	10/29/2024	11:11:30	0.1	0.1	0.1
225	10/29/2024	11:12:30	0.1	0.1	0.1
226	10/29/2024	11:13:30	0.1	0.1	0.1
227	10/29/2024	11:14:30	0.1	0.1	0.1
228	10/29/2024	11:15:30	0.1	0.1	0.1
229	10/29/2024	11:16:30	0.1	0.1	0.1
230	10/29/2024	11:17:30	0.1	0.1	0.1
231	10/29/2024	11:18:30	0.1	0.1	0.1
232	10/29/2024	11:19:30	0.1	0.1	0.1
233	10/29/2024	11:20:30	0.1	0.1	0.1
234	10/29/2024	11:21:30	0.1	0.1	0.1
235	10/29/2024	11:22:30	0.1	0.1	0.1
236	10/29/2024	11:23:30	0.1	0.1	0.1
237	10/29/2024	11:24:30	0.1	0.1	0.1
238	10/29/2024	11:25:30	0.1	0.1	0.1
239	10/29/2024	11:26:30	0.1	0.1	0.1
240	10/29/2024	11:27:30	0.1	0.1	0.1
241	10/29/2024	11:28:30	0.1	0.1	0.1
242	10/29/2024	11:29:30	0.1	0.1	0.1
243	10/29/2024	11:30:30	0.1	0.1	0.1
244	10/29/2024	11:31:30	0.1	0.1	0.1
245	10/29/2024	11:32:30	0.2	0.2	0.2
246	10/29/2024	11:33:30	0.2	0.3	0.3
247	10/29/2024	11:34:30	0.2	0.3	0.2
248	10/29/2024	11:35:30	0.3	0.3	0.3
249	10/29/2024	11:36:30	0.2	0.3	0.3
250	10/29/2024	11:37:30	0.3	0.3	0.3

251	10/29/2024	11:38:30	0.3	0.4	0.4
252	10/29/2024	11:39:30	0.4	0.6	0.4
253	10/29/2024	11:40:30	0.4	0.4	0.3
254	10/29/2024	11:41:30	0.3	0.4	0.2
255	10/29/2024	11:42:30	0.2	0.3	0.2
256	10/29/2024	11:43:30	0.2	0.2	0.2
257	10/29/2024	11:44:30	0.2	0.2	0.2
258	10/29/2024	11:45:30	0.2	0.2	0.2
259	10/29/2024	11:46:30	0.2	0.2	0.2
260	10/29/2024	11:47:30	0.2	0.3	0.3
261	10/29/2024	11:48:30	0.3	0.4	0.4
262	10/29/2024	11:49:30	0.4	0.5	0.4
263	10/29/2024	11:50:30	0.4	0.4	0.3
264	10/29/2024	11:51:30	0.3	0.4	0.3
265	10/29/2024	11:52:30	0.3	0.3	0.3
266	10/29/2024	11:53:30	0.3	0.4	0.3
267	10/29/2024	11:54:30	0.3	0.4	0.4
268	10/29/2024	11:55:30	0.3	0.4	0.3
269	10/29/2024	11:56:30	0.3	0.3	0.2
270	10/29/2024	11:57:30	0.2	0.3	0.2
271	10/29/2024	11:58:30	0.2	0.2	0.2
272	10/29/2024	11:59:30	0.2	0.2	0.2
273	10/29/2024	12:00:30	0.2	0.2	0.2
274	10/29/2024	12:01:30	0.2	0.2	0.2
275	10/29/2024	12:02:30	0.2	0.3	0.2
276	10/29/2024	12:03:30	0.2	0.3	0.2
277	10/29/2024	12:04:30	0.2	0.2	0.2
278	10/29/2024	12:05:30	0.2	0.2	0.2
279	10/29/2024	12:06:30	0.2	0.2	0.2
280	10/29/2024	12:07:30	0.2	0.2	0.2
281	10/29/2024	12:08:30	0.2	0.2	0.2
282	10/29/2024	12:09:30	0.2	0.2	0.2
283	10/29/2024	12:10:30	0.2	0.2	0.2
284	10/29/2024	12:11:30	0.2	0.2	0.2
285	10/29/2024	12:12:30	0.2	0.2	0.2
286	10/29/2024	12:13:30	0.3	0.4	0.3
287	10/29/2024	12:14:30	0.6	0.7	0.6
288	10/29/2024	12:15:30	0.7	0.8	0.5
289	10/29/2024	12:16:30	0.5	0.6	0.6
290	10/29/2024	12:17:30	0.7	0.9	0.7
291	10/29/2024	12:18:30	0.4	0.6	0.6
292	10/29/2024	12:19:30	0.4	0.6	0.3
293	10/29/2024	12:20:30	0.3	0.3	0.2
294	10/29/2024	12:21:30	0.3	0.5	0.2
295	10/29/2024	12:22:30	0.2	0.3	0.3
296	10/29/2024	12:23:30	0.3	0.3	0.2
297	10/29/2024	12:24:30	0.3	0.3	0.3
298	10/29/2024	12:25:30	0.3	0.3	0.2
299	10/29/2024	12:26:30	0.2	0.3	0.2
300	10/29/2024	12:27:30	0.2	0.3	0.2
301	10/29/2024	12:28:30	0.2	0.2	0.2
302	10/29/2024	12:29:30	0.2	0.2	0.2
303	10/29/2024	12:30:30	0.2	0.2	0.2
304	10/29/2024	12:31:30	0.2	0.2	0.2

305	10/29/2024	12:32:30	0.2	0.2	0.2
306	10/29/2024	12:33:30	0.2	0.2	0.2
307	10/29/2024	12:34:30	0.2	0.2	0.2
308	10/29/2024	12:35:30	0.2	0.2	0.2
309	10/29/2024	12:36:30	0.2	0.2	0.2
310	10/29/2024	12:37:30	0.3	0.3	0.3
311	10/29/2024	12:38:30	0.2	0.3	0.2
312	10/29/2024	12:39:30	0.2	0.2	0.2
313	10/29/2024	12:40:30	0.2	0.2	0.2
314	10/29/2024	12:41:30	0.2	0.2	0.2
315	10/29/2024	12:42:30	0.2	0.2	0.2
316	10/29/2024	12:43:30	0.2	0.2	0.2
317	10/29/2024	12:44:30	0.2	0.2	0.2
318	10/29/2024	12:45:30	0.2	0.2	0.2
319	10/29/2024	12:46:30	0.2	0.2	0.2
320	10/29/2024	12:47:30	0.2	0.2	0.2
321	10/29/2024	12:48:30	0.2	0.2	0.2
322	10/29/2024	12:49:30	0.2	0.2	0.2
323	10/29/2024	12:50:30	0.2	0.2	0.2
324	10/29/2024	12:51:30	0.2	0.2	0.2
325	10/29/2024	12:52:30	0.2	0.2	0.2
326	10/29/2024	12:53:30	0.2	0.2	0.2
327	10/29/2024	12:54:30	0.2	0.2	0.2
328	10/29/2024	12:55:30	0.2	0.2	0.2
329	10/29/2024	12:56:30	0.2	0.2	0.2
330	10/29/2024	12:57:30	0.2	0.2	0.2
331	10/29/2024	12:58:30	0.2	0.2	0.2
332	10/29/2024	12:59:30	0.2	0.2	0.2
333	10/29/2024	13:00:30	0.2	0.2	0.2
334	10/29/2024	13:01:30	0.2	0.2	0.2
335	10/29/2024	13:02:30	0.2	0.2	0.2
336	10/29/2024	13:03:30	0.2	0.2	0.2
337	10/29/2024	13:04:30	0.2	0.2	0.2
338	10/29/2024	13:05:30	0.2	0.2	0.2
339	10/29/2024	13:06:30	0.2	0.2	0.2
340	10/29/2024	13:07:30	0.2	0.2	0.2
341	10/29/2024	13:08:30	0.2	0.2	0.2
342	10/29/2024	13:09:30	0.2	0.2	0.2
343	10/29/2024	13:10:30	0.2	0.2	0.2
344	10/29/2024	13:11:30	0.2	0.2	0.2
345	10/29/2024	13:12:30	0.2	0.2	0.2
346	10/29/2024	13:13:30	0.2	0.2	0.2
347	10/29/2024	13:14:30	0.2	0.2	0.2
348	10/29/2024	13:15:30	0.2	0.2	0.2
349	10/29/2024	13:16:30	0.2	0.2	0.2
350	10/29/2024	13:17:30	0.2	0.2	0.2
351	10/29/2024	13:18:30	0.2	0.2	0.2
352	10/29/2024	13:19:30	0.2	0.2	0.2
353	10/29/2024	13:20:30	0.2	0.2	0.2
354	10/29/2024	13:21:30	0.2	0.2	0.2
355	10/29/2024	13:22:30	0.2	0.2	0.2
356	10/29/2024	13:23:30	0.2	0.2	0.2
357	10/29/2024	13:24:30	0.2	0.2	0.2
358	10/29/2024	13:25:30	0.2	0.2	0.2

359	10/29/2024	13:26:30	0.2	0.2	0.2
360	10/29/2024	13:27:30	0.2	0.2	0.2
361	10/29/2024	13:28:30	0.2	0.2	0.2
362	10/29/2024	13:29:30	0.2	0.2	0.2
363	10/29/2024	13:30:30	0.2	0.2	0.2
364	10/29/2024	13:31:30	0.2	0.2	0.2
365	10/29/2024	13:32:30	0.2	0.2	0.2
366	10/29/2024	13:33:30	0.2	0.2	0.2
367	10/29/2024	13:34:30	0.2	0.2	0.2
368	10/29/2024	13:35:30	0.2	0.2	0.2
369	10/29/2024	13:36:30	0.2	0.2	0.2
370	10/29/2024	13:37:30	0.2	0.2	0.2
371	10/29/2024	13:38:30	0.2	0.2	0.2
372	10/29/2024	13:39:30	0.2	0.2	0.2
373	10/29/2024	13:40:30	0.2	0.2	0.2
374	10/29/2024	13:41:30	0.2	0.2	0.2
375	10/29/2024	13:42:30	0.2	0.2	0.2
376	10/29/2024	13:43:30	0.2	0.2	0.2
377	10/29/2024	13:44:30	0.2	0.2	0.2
378	10/29/2024	13:45:30	0.2	0.2	0.2
379	10/29/2024	13:46:30	0.2	0.2	0.2
380	10/29/2024	13:47:30	0.2	0.2	0.2
381	10/29/2024	13:48:30	0.2	0.2	0.2
382	10/29/2024	13:49:30	0.2	0.2	0.2
383	10/29/2024	13:50:30	0.2	0.2	0.2
384	10/29/2024	13:51:30	0.2	0.2	0.2
385	10/29/2024	13:52:30	0.2	0.2	0.2
386	10/29/2024	13:53:30	0.2	0.2	0.2
387	10/29/2024	13:54:30	0.2	0.2	0.2
388	10/29/2024	13:55:30	0.2	0.2	0.2
389	10/29/2024	13:56:30	0.2	0.2	0.2
390	10/29/2024	13:57:30	0.2	0.2	0.2
391	10/29/2024	13:58:30	0.2	0.2	0.2
392	10/29/2024	13:59:30	0.2	0.2	0.2
393	10/29/2024	14:00:30	0.2	0.2	0.2
394	10/29/2024	14:01:30	0.2	0.2	0.2
395	10/29/2024	14:02:30	0.2	0.2	0.2
396	10/29/2024	14:03:30	0.2	0.2	0.2
397	10/29/2024	14:04:30	0.2	0.2	0.2
398	10/29/2024	14:05:30	0.2	0.2	0.2
399	10/29/2024	14:06:30	0.2	0.2	0.2
400	10/29/2024	14:07:30	0.2	0.2	0.2
401	10/29/2024	14:08:30	0.2	0.2	0.2
402	10/29/2024	14:09:30	0.2	0.2	0.2
403	10/29/2024	14:10:30	0.2	0.2	0.2
Peak		0.7	0.9	0.7	
Min		0.1	0.1	0.1	
Average			0.2	0.2	0.2

TWA/STEL

Index	Date/Time	PID (ppm) (TWA)	PID (ppm) (STEL)	
001	10/29/2024	07:28:30	0.0	---

002	10/29/2024	07:29:30	0.0	---
003	10/29/2024	07:30:30	0.0	---
004	10/29/2024	07:31:30	0.0	---
005	10/29/2024	07:32:30	0.0	---
006	10/29/2024	07:33:30	0.0	---
007	10/29/2024	07:34:30	0.0	---
008	10/29/2024	07:35:30	0.0	---
009	10/29/2024	07:36:30	0.0	---
010	10/29/2024	07:37:30	0.0	---
011	10/29/2024	07:38:30	0.0	---
012	10/29/2024	07:39:30	0.0	---
013	10/29/2024	07:40:30	0.0	---
014	10/29/2024	07:41:30	0.0	---
015	10/29/2024	07:42:30	0.0	0.1
016	10/29/2024	07:43:30	0.0	0.1
017	10/29/2024	07:44:30	0.0	0.1
018	10/29/2024	07:45:30	0.0	0.1
019	10/29/2024	07:46:30	0.0	0.1
020	10/29/2024	07:47:30	0.0	0.1
021	10/29/2024	07:48:30	0.0	0.1
022	10/29/2024	07:49:30	0.0	0.1
023	10/29/2024	07:50:30	0.0	0.1
024	10/29/2024	07:51:30	0.0	0.1
025	10/29/2024	07:52:30	0.0	0.1
026	10/29/2024	07:53:30	0.0	0.1
027	10/29/2024	07:54:30	0.0	0.1
028	10/29/2024	07:55:30	0.0	0.1
029	10/29/2024	07:56:30	0.0	0.1
030	10/29/2024	07:57:30	0.0	0.1
031	10/29/2024	07:58:30	0.0	0.1
032	10/29/2024	07:59:30	0.0	0.1
033	10/29/2024	08:00:30	0.0	0.1
034	10/29/2024	08:01:30	0.0	0.1
035	10/29/2024	08:02:30	0.0	0.1
036	10/29/2024	08:03:30	0.0	0.1
037	10/29/2024	08:04:30	0.0	0.1
038	10/29/2024	08:05:30	0.0	0.1
039	10/29/2024	08:06:30	0.0	0.1
040	10/29/2024	08:07:30	0.0	0.1
041	10/29/2024	08:08:30	0.0	0.1
042	10/29/2024	08:09:30	0.0	0.1
043	10/29/2024	08:10:30	0.0	0.1
044	10/29/2024	08:11:30	0.0	0.1
045	10/29/2024	08:12:30	0.0	0.1
046	10/29/2024	08:13:30	0.0	0.1
047	10/29/2024	08:14:30	0.0	0.1
048	10/29/2024	08:15:30	0.0	0.1
049	10/29/2024	08:16:30	0.0	0.1
050	10/29/2024	08:17:30	0.0	0.1
051	10/29/2024	08:18:30	0.0	0.1
052	10/29/2024	08:19:30	0.0	0.1
053	10/29/2024	08:20:30	0.0	0.1
054	10/29/2024	08:21:30	0.0	0.1
055	10/29/2024	08:22:30	0.0	0.1

056	10/29/2024	08:23:30	0.0	0.1
057	10/29/2024	08:24:30	0.0	0.1
058	10/29/2024	08:25:30	0.0	0.1
059	10/29/2024	08:26:30	0.0	0.1
060	10/29/2024	08:27:30	0.0	0.1
061	10/29/2024	08:28:30	0.0	0.1
062	10/29/2024	08:29:30	0.0	0.1
063	10/29/2024	08:30:30	0.0	0.1
064	10/29/2024	08:31:30	0.0	0.1
065	10/29/2024	08:32:30	0.0	0.1
066	10/29/2024	08:33:30	0.0	0.1
067	10/29/2024	08:34:30	0.0	0.1
068	10/29/2024	08:35:30	0.0	0.1
069	10/29/2024	08:36:30	0.0	0.1
070	10/29/2024	08:37:30	0.0	0.1
071	10/29/2024	08:38:30	0.0	0.1
072	10/29/2024	08:39:30	0.0	0.1
073	10/29/2024	08:40:30	0.0	0.1
074	10/29/2024	08:41:30	0.0	0.1
075	10/29/2024	08:42:30	0.0	0.1
076	10/29/2024	08:43:30	0.0	0.1
077	10/29/2024	08:44:30	0.0	0.1
078	10/29/2024	08:45:30	0.0	0.1
079	10/29/2024	08:46:30	0.0	0.1
080	10/29/2024	08:47:30	0.0	0.1
081	10/29/2024	08:48:30	0.0	0.1
082	10/29/2024	08:49:30	0.0	0.1
083	10/29/2024	08:50:30	0.0	0.1
084	10/29/2024	08:51:30	0.0	0.1
085	10/29/2024	08:52:30	0.0	0.1
086	10/29/2024	08:53:30	0.0	0.1
087	10/29/2024	08:54:30	0.0	0.1
088	10/29/2024	08:55:30	0.0	0.1
089	10/29/2024	08:56:30	0.0	0.1
090	10/29/2024	08:57:30	0.0	0.1
091	10/29/2024	08:58:30	0.0	0.1
092	10/29/2024	08:59:30	0.0	0.1
093	10/29/2024	09:00:30	0.0	0.1
094	10/29/2024	09:01:30	0.0	0.1
095	10/29/2024	09:02:30	0.0	0.1
096	10/29/2024	09:03:30	0.0	0.1
097	10/29/2024	09:04:30	0.0	0.2
098	10/29/2024	09:05:30	0.0	0.2
099	10/29/2024	09:06:30	0.0	0.2
100	10/29/2024	09:07:30	0.0	0.2
101	10/29/2024	09:08:30	0.0	0.2
102	10/29/2024	09:09:30	0.0	0.2
103	10/29/2024	09:10:30	0.0	0.2
104	10/29/2024	09:11:30	0.0	0.2
105	10/29/2024	09:12:30	0.0	0.2
106	10/29/2024	09:13:30	0.0	0.2
107	10/29/2024	09:14:30	0.0	0.2
108	10/29/2024	09:15:30	0.0	0.2
109	10/29/2024	09:16:30	0.0	0.2

110	10/29/2024	09:17:30	0.0	0.2
111	10/29/2024	09:18:30	0.0	0.2
112	10/29/2024	09:19:30	0.0	0.2
113	10/29/2024	09:20:30	0.0	0.2
114	10/29/2024	09:21:30	0.0	0.2
115	10/29/2024	09:22:30	0.0	0.2
116	10/29/2024	09:23:30	0.0	0.2
117	10/29/2024	09:24:30	0.0	0.2
118	10/29/2024	09:25:30	0.0	0.2
119	10/29/2024	09:26:30	0.0	0.2
120	10/29/2024	09:27:30	0.0	0.2
121	10/29/2024	09:28:30	0.0	0.2
122	10/29/2024	09:29:30	0.0	0.2
123	10/29/2024	09:30:30	0.0	0.2
124	10/29/2024	09:31:30	0.0	0.2
125	10/29/2024	09:32:30	0.0	0.2
126	10/29/2024	09:33:30	0.0	0.2
127	10/29/2024	09:34:30	0.0	0.2
128	10/29/2024	09:35:30	0.0	0.2
129	10/29/2024	09:36:30	0.0	0.2
130	10/29/2024	09:37:30	0.0	0.2
131	10/29/2024	09:38:30	0.0	0.2
132	10/29/2024	09:39:30	0.0	0.2
133	10/29/2024	09:40:30	0.0	0.2
134	10/29/2024	09:41:30	0.0	0.2
135	10/29/2024	09:42:30	0.0	0.2
136	10/29/2024	09:43:30	0.0	0.2
137	10/29/2024	09:44:30	0.0	0.2
138	10/29/2024	09:45:30	0.0	0.2
139	10/29/2024	09:46:30	0.0	0.2
140	10/29/2024	09:47:30	0.0	0.2
141	10/29/2024	09:48:30	0.0	0.2
142	10/29/2024	09:49:30	0.0	0.2
143	10/29/2024	09:50:30	0.0	0.2
144	10/29/2024	09:51:30	0.0	0.2
145	10/29/2024	09:52:30	0.0	0.2
146	10/29/2024	09:53:30	0.0	0.2
147	10/29/2024	09:54:30	0.0	0.2
148	10/29/2024	09:55:30	0.0	0.2
149	10/29/2024	09:56:30	0.0	0.2
150	10/29/2024	09:57:30	0.0	0.2
151	10/29/2024	09:58:30	0.0	0.2
152	10/29/2024	09:59:30	0.0	0.2
153	10/29/2024	10:00:30	0.0	0.2
154	10/29/2024	10:01:30	0.0	0.2
155	10/29/2024	10:02:30	0.0	0.2
156	10/29/2024	10:03:30	0.0	0.2
157	10/29/2024	10:04:30	0.0	0.1
158	10/29/2024	10:05:30	0.0	0.1
159	10/29/2024	10:06:30	0.0	0.1
160	10/29/2024	10:07:30	0.0	0.1
161	10/29/2024	10:08:30	0.0	0.1
162	10/29/2024	10:09:30	0.0	0.1
163	10/29/2024	10:10:30	0.0	0.1

164	10/29/2024	10:11:30	0.0	0.1
165	10/29/2024	10:12:30	0.0	0.1
166	10/29/2024	10:13:30	0.0	0.1
167	10/29/2024	10:14:30	0.0	0.1
168	10/29/2024	10:15:30	0.0	0.1
169	10/29/2024	10:16:30	0.0	0.1
170	10/29/2024	10:17:30	0.0	0.1
171	10/29/2024	10:18:30	0.0	0.1
172	10/29/2024	10:19:30	0.0	0.1
173	10/29/2024	10:20:30	0.0	0.1
174	10/29/2024	10:21:30	0.0	0.1
175	10/29/2024	10:22:30	0.0	0.1
176	10/29/2024	10:23:30	0.0	0.1
177	10/29/2024	10:24:30	0.0	0.1
178	10/29/2024	10:25:30	0.0	0.1
179	10/29/2024	10:26:30	0.0	0.1
180	10/29/2024	10:27:30	0.0	0.1
181	10/29/2024	10:28:30	0.0	0.1
182	10/29/2024	10:29:30	0.0	0.1
183	10/29/2024	10:30:30	0.0	0.1
184	10/29/2024	10:31:30	0.1	0.1
185	10/29/2024	10:32:30	0.1	0.1
186	10/29/2024	10:33:30	0.1	0.1
187	10/29/2024	10:34:30	0.1	0.1
188	10/29/2024	10:35:30	0.1	0.1
189	10/29/2024	10:36:30	0.1	0.1
190	10/29/2024	10:37:30	0.1	0.1
191	10/29/2024	10:38:30	0.1	0.1
192	10/29/2024	10:39:30	0.1	0.1
193	10/29/2024	10:40:30	0.1	0.1
194	10/29/2024	10:41:30	0.1	0.1
195	10/29/2024	10:42:30	0.1	0.1
196	10/29/2024	10:43:30	0.1	0.1
197	10/29/2024	10:44:30	0.1	0.1
198	10/29/2024	10:45:30	0.1	0.1
199	10/29/2024	10:46:30	0.1	0.1
200	10/29/2024	10:47:30	0.1	0.1
201	10/29/2024	10:48:30	0.1	0.1
202	10/29/2024	10:49:30	0.1	0.1
203	10/29/2024	10:50:30	0.1	0.1
204	10/29/2024	10:51:30	0.1	0.1
205	10/29/2024	10:52:30	0.1	0.1
206	10/29/2024	10:53:30	0.1	0.1
207	10/29/2024	10:54:30	0.1	0.1
208	10/29/2024	10:55:30	0.1	0.1
209	10/29/2024	10:56:30	0.1	0.1
210	10/29/2024	10:57:30	0.1	0.1
211	10/29/2024	10:58:30	0.1	0.1
212	10/29/2024	10:59:30	0.1	0.1
213	10/29/2024	11:00:30	0.1	0.1
214	10/29/2024	11:01:30	0.1	0.1
215	10/29/2024	11:02:30	0.1	0.1
216	10/29/2024	11:03:30	0.1	0.1
217	10/29/2024	11:04:30	0.1	0.1

218	10/29/2024	11:05:30	0.1	0.1
219	10/29/2024	11:06:30	0.1	0.1
220	10/29/2024	11:07:30	0.1	0.1
221	10/29/2024	11:08:30	0.1	0.1
222	10/29/2024	11:09:30	0.1	0.1
223	10/29/2024	11:10:30	0.1	0.1
224	10/29/2024	11:11:30	0.1	0.1
225	10/29/2024	11:12:30	0.1	0.1
226	10/29/2024	11:13:30	0.1	0.1
227	10/29/2024	11:14:30	0.1	0.1
228	10/29/2024	11:15:30	0.1	0.1
229	10/29/2024	11:16:30	0.1	0.1
230	10/29/2024	11:17:30	0.1	0.1
231	10/29/2024	11:18:30	0.1	0.1
232	10/29/2024	11:19:30	0.1	0.1
233	10/29/2024	11:20:30	0.1	0.1
234	10/29/2024	11:21:30	0.1	0.1
235	10/29/2024	11:22:30	0.1	0.1
236	10/29/2024	11:23:30	0.1	0.1
237	10/29/2024	11:24:30	0.1	0.1
238	10/29/2024	11:25:30	0.1	0.1
239	10/29/2024	11:26:30	0.1	0.1
240	10/29/2024	11:27:30	0.1	0.1
241	10/29/2024	11:28:30	0.1	0.1
242	10/29/2024	11:29:30	0.1	0.1
243	10/29/2024	11:30:30	0.1	0.1
244	10/29/2024	11:31:30	0.1	0.1
245	10/29/2024	11:32:30	0.1	0.1
246	10/29/2024	11:33:30	0.1	0.1
247	10/29/2024	11:34:30	0.1	0.1
248	10/29/2024	11:35:30	0.1	0.1
249	10/29/2024	11:36:30	0.1	0.2
250	10/29/2024	11:37:30	0.1	0.2
251	10/29/2024	11:38:30	0.1	0.2
252	10/29/2024	11:39:30	0.1	0.2
253	10/29/2024	11:40:30	0.1	0.2
254	10/29/2024	11:41:30	0.1	0.2
255	10/29/2024	11:42:30	0.1	0.2
256	10/29/2024	11:43:30	0.1	0.2
257	10/29/2024	11:44:30	0.1	0.3
258	10/29/2024	11:45:30	0.1	0.3
259	10/29/2024	11:46:30	0.1	0.3
260	10/29/2024	11:47:30	0.1	0.3
261	10/29/2024	11:48:30	0.1	0.3
262	10/29/2024	11:49:30	0.1	0.3
263	10/29/2024	11:50:30	0.1	0.3
264	10/29/2024	11:51:30	0.1	0.3
265	10/29/2024	11:52:30	0.1	0.3
266	10/29/2024	11:53:30	0.1	0.3
267	10/29/2024	11:54:30	0.1	0.3
268	10/29/2024	11:55:30	0.1	0.3
269	10/29/2024	11:56:30	0.1	0.3
270	10/29/2024	11:57:30	0.1	0.3
271	10/29/2024	11:58:30	0.1	0.3

272	10/29/2024	11:59:30	0.1	0.3
273	10/29/2024	12:00:30	0.1	0.3
274	10/29/2024	12:01:30	0.1	0.3
275	10/29/2024	12:02:30	0.1	0.3
276	10/29/2024	12:03:30	0.1	0.3
277	10/29/2024	12:04:30	0.1	0.3
278	10/29/2024	12:05:30	0.1	0.3
279	10/29/2024	12:06:30	0.1	0.3
280	10/29/2024	12:07:30	0.1	0.2
281	10/29/2024	12:08:30	0.1	0.2
282	10/29/2024	12:09:30	0.1	0.2
283	10/29/2024	12:10:30	0.1	0.2
284	10/29/2024	12:11:30	0.1	0.2
285	10/29/2024	12:12:30	0.1	0.2
286	10/29/2024	12:13:30	0.1	0.2
287	10/29/2024	12:14:30	0.1	0.2
288	10/29/2024	12:15:30	0.1	0.3
289	10/29/2024	12:16:30	0.1	0.3
290	10/29/2024	12:17:30	0.1	0.3
291	10/29/2024	12:18:30	0.1	0.4
292	10/29/2024	12:19:30	0.1	0.4
293	10/29/2024	12:20:30	0.1	0.4
294	10/29/2024	12:21:30	0.1	0.4
295	10/29/2024	12:22:30	0.1	0.4
296	10/29/2024	12:23:30	0.1	0.4
297	10/29/2024	12:24:30	0.1	0.4
298	10/29/2024	12:25:30	0.1	0.4
299	10/29/2024	12:26:30	0.1	0.4
300	10/29/2024	12:27:30	0.1	0.4
301	10/29/2024	12:28:30	0.1	0.4
302	10/29/2024	12:29:30	0.1	0.4
303	10/29/2024	12:30:30	0.1	0.3
304	10/29/2024	12:31:30	0.1	0.3
305	10/29/2024	12:32:30	0.1	0.3
306	10/29/2024	12:33:30	0.1	0.3
307	10/29/2024	12:34:30	0.1	0.2
308	10/29/2024	12:35:30	0.1	0.2
309	10/29/2024	12:36:30	0.1	0.2
310	10/29/2024	12:37:30	0.1	0.2
311	10/29/2024	12:38:30	0.1	0.2
312	10/29/2024	12:39:30	0.1	0.2
313	10/29/2024	12:40:30	0.1	0.2
314	10/29/2024	12:41:30	0.1	0.2
315	10/29/2024	12:42:30	0.1	0.2
316	10/29/2024	12:43:30	0.1	0.2
317	10/29/2024	12:44:30	0.1	0.2
318	10/29/2024	12:45:30	0.1	0.2
319	10/29/2024	12:46:30	0.1	0.2
320	10/29/2024	12:47:30	0.1	0.2
321	10/29/2024	12:48:30	0.1	0.2
322	10/29/2024	12:49:30	0.1	0.2
323	10/29/2024	12:50:30	0.1	0.2
324	10/29/2024	12:51:30	0.1	0.2
325	10/29/2024	12:52:30	0.1	0.2

326	10/29/2024	12:53:30	0.1	0.2
327	10/29/2024	12:54:30	0.1	0.2
328	10/29/2024	12:55:30	0.1	0.2
329	10/29/2024	12:56:30	0.1	0.2
330	10/29/2024	12:57:30	0.1	0.2
331	10/29/2024	12:58:30	0.1	0.2
332	10/29/2024	12:59:30	0.1	0.2
333	10/29/2024	13:00:30	0.1	0.2
334	10/29/2024	13:01:30	0.1	0.2
335	10/29/2024	13:02:30	0.1	0.2
336	10/29/2024	13:03:30	0.1	0.2
337	10/29/2024	13:04:30	0.1	0.2
338	10/29/2024	13:05:30	0.1	0.2
339	10/29/2024	13:06:30	0.1	0.2
340	10/29/2024	13:07:30	0.1	0.2
341	10/29/2024	13:08:30	0.1	0.2
342	10/29/2024	13:09:30	0.1	0.2
343	10/29/2024	13:10:30	0.1	0.2
344	10/29/2024	13:11:30	0.1	0.2
345	10/29/2024	13:12:30	0.1	0.2
346	10/29/2024	13:13:30	0.1	0.2
347	10/29/2024	13:14:30	0.1	0.2
348	10/29/2024	13:15:30	0.1	0.2
349	10/29/2024	13:16:30	0.1	0.2
350	10/29/2024	13:17:30	0.1	0.2
351	10/29/2024	13:18:30	0.1	0.2
352	10/29/2024	13:19:30	0.1	0.2
353	10/29/2024	13:20:30	0.1	0.2
354	10/29/2024	13:21:30	0.1	0.2
355	10/29/2024	13:22:30	0.1	0.2
356	10/29/2024	13:23:30	0.1	0.2
357	10/29/2024	13:24:30	0.1	0.2
358	10/29/2024	13:25:30	0.1	0.2
359	10/29/2024	13:26:30	0.1	0.2
360	10/29/2024	13:27:30	0.1	0.2
361	10/29/2024	13:28:30	0.1	0.2
362	10/29/2024	13:29:30	0.1	0.2
363	10/29/2024	13:30:30	0.1	0.2
364	10/29/2024	13:31:30	0.1	0.2
365	10/29/2024	13:32:30	0.1	0.2
366	10/29/2024	13:33:30	0.1	0.2
367	10/29/2024	13:34:30	0.1	0.2
368	10/29/2024	13:35:30	0.1	0.2
369	10/29/2024	13:36:30	0.1	0.2
370	10/29/2024	13:37:30	0.1	0.2
371	10/29/2024	13:38:30	0.1	0.2
372	10/29/2024	13:39:30	0.1	0.2
373	10/29/2024	13:40:30	0.1	0.2
374	10/29/2024	13:41:30	0.1	0.2
375	10/29/2024	13:42:30	0.1	0.2
376	10/29/2024	13:43:30	0.1	0.2
377	10/29/2024	13:44:30	0.1	0.2
378	10/29/2024	13:45:30	0.1	0.2
379	10/29/2024	13:46:30	0.1	0.2

380 10/29/2024 13:47:30 0.1 0.2
381 10/29/2024 13:48:30 0.1 0.2
382 10/29/2024 13:49:30 0.1 0.2
383 10/29/2024 13:50:30 0.1 0.2
384 10/29/2024 13:51:30 0.1 0.2
385 10/29/2024 13:52:30 0.1 0.2
386 10/29/2024 13:53:30 0.1 0.2
387 10/29/2024 13:54:30 0.1 0.2
388 10/29/2024 13:55:30 0.1 0.2
389 10/29/2024 13:56:30 0.1 0.2
390 10/29/2024 13:57:30 0.1 0.2
391 10/29/2024 13:58:30 0.1 0.2
392 10/29/2024 13:59:30 0.1 0.2
393 10/29/2024 14:00:30 0.1 0.2
394 10/29/2024 14:01:30 0.1 0.2
395 10/29/2024 14:02:30 0.1 0.2
396 10/29/2024 14:03:30 0.1 0.2
397 10/29/2024 14:04:30 0.1 0.2
398 10/29/2024 14:05:30 0.1 0.2
399 10/29/2024 14:06:30 0.1 0.2
400 10/29/2024 14:07:30 0.1 0.2
401 10/29/2024 14:08:30 0.1 0.2
402 10/29/2024 14:09:30 0.1 0.2
403 10/29/2024 14:10:30 0.1 0.2

=====
24/10/30 07:21

Summary

Unit Name MiniRAE 3000 (PGM-7320)
Unit SN 592-910721
Unit Firmware VerV2.22

Running Mode Hygiene Mode
Datalog Mode Auto
Diagnostic Mode No
Stop Reason Power Down

Site ID 12345678
User ID 12345678

Begin 10/30/2024 07:21:07
End 10/30/2024 09:26:02
Sample Period(s) 60
Number of Records 124

Sensor PID (ppm)
Sensor SN S023030072C2
Measure Type Avg; Max; Real
Span 100.0
Span 2 1000.0
Low Alarm 50.0
High Alarm 100.0
Over Alarm 15000.0

STEL Alarm 100.0
TWA Alarm 50.0
Measurement Gas Isobutylene
Calibration Time 10/25/2024 10:06
Peak 0.6
Min 0.1
Average 0.3

Datalog

Index	Date/Time	PID (ppm) (Avg)	PID (ppm) (Max)	PID (ppm) (Real)
001	10/30/2024 07:22:07	0.1	0.2	0.1
002	10/30/2024 07:23:07	0.1	0.1	0.1
003	10/30/2024 07:24:07	0.1	0.1	0.1
004	10/30/2024 07:25:07	0.1	0.1	0.1
005	10/30/2024 07:26:07	0.1	0.1	0.1
006	10/30/2024 07:27:07	0.1	0.1	0.1
007	10/30/2024 07:28:07	0.1	0.1	0.1
008	10/30/2024 07:29:07	0.1	0.1	0.1
009	10/30/2024 07:30:07	0.1	0.1	0.1
010	10/30/2024 07:31:07	0.1	0.1	0.1
011	10/30/2024 07:32:07	0.1	0.1	0.1
012	10/30/2024 07:33:07	0.1	0.1	0.1
013	10/30/2024 07:34:07	0.1	0.1	0.1
014	10/30/2024 07:35:07	0.1	0.1	0.1
015	10/30/2024 07:36:07	0.1	0.1	0.1
016	10/30/2024 07:37:07	0.1	0.1	0.1
017	10/30/2024 07:38:07	0.1	0.1	0.1
018	10/30/2024 07:39:07	0.1	0.1	0.1
019	10/30/2024 07:40:07	0.1	0.1	0.1
020	10/30/2024 07:41:07	0.1	0.1	0.1
021	10/30/2024 07:42:07	0.1	0.1	0.1
022	10/30/2024 07:43:07	0.1	0.1	0.1
023	10/30/2024 07:44:07	0.1	0.1	0.1
024	10/30/2024 07:45:07	0.1	0.1	0.1
025	10/30/2024 07:46:07	0.1	0.1	0.1
026	10/30/2024 07:47:07	0.1	0.1	0.1
027	10/30/2024 07:48:07	0.1	0.1	0.1
028	10/30/2024 07:49:07	0.1	0.1	0.1
029	10/30/2024 07:50:07	0.1	0.1	0.1
030	10/30/2024 07:51:07	0.1	0.1	0.1
031	10/30/2024 07:52:07	0.1	0.1	0.1
032	10/30/2024 07:53:07	0.1	0.1	0.1
033	10/30/2024 07:54:07	0.1	0.1	0.1
034	10/30/2024 07:55:07	0.1	0.1	0.1
035	10/30/2024 07:56:07	0.1	0.1	0.1
036	10/30/2024 07:57:07	0.1	0.1	0.1
037	10/30/2024 07:58:07	0.1	0.1	0.1
038	10/30/2024 07:59:07	0.1	0.1	0.1
039	10/30/2024 08:00:07	0.1	0.1	0.1
040	10/30/2024 08:01:07	0.1	0.1	0.1
041	10/30/2024 08:02:07	0.1	0.1	0.1
042	10/30/2024 08:03:07	0.1	0.1	0.1

043	10/30/2024	08:04:07	0.1	0.1	0.1
044	10/30/2024	08:05:07	0.1	0.1	0.1
045	10/30/2024	08:06:07	0.1	0.1	0.1
046	10/30/2024	08:07:07	0.1	0.1	0.1
047	10/30/2024	08:08:07	0.1	0.1	0.1
048	10/30/2024	08:09:07	0.1	0.2	0.2
049	10/30/2024	08:10:07	0.2	0.2	0.2
050	10/30/2024	08:11:07	0.2	0.2	0.2
051	10/30/2024	08:12:07	0.2	0.2	0.2
052	10/30/2024	08:13:07	0.2	0.2	0.2
053	10/30/2024	08:14:07	0.2	0.2	0.2
054	10/30/2024	08:15:07	0.2	0.2	0.2
055	10/30/2024	08:16:07	0.2	0.2	0.2
056	10/30/2024	08:17:07	0.2	0.2	0.2
057	10/30/2024	08:18:07	0.2	0.2	0.2
058	10/30/2024	08:19:07	0.2	0.2	0.2
059	10/30/2024	08:20:07	0.2	0.3	0.3
060	10/30/2024	08:21:07	0.2	0.3	0.2
061	10/30/2024	08:22:07	0.2	0.3	0.2
062	10/30/2024	08:23:07	0.3	0.3	0.2
063	10/30/2024	08:24:07	0.3	0.3	0.3
064	10/30/2024	08:25:07	0.3	0.3	0.3
065	10/30/2024	08:26:07	0.3	0.3	0.3
066	10/30/2024	08:27:07	0.3	0.3	0.3
067	10/30/2024	08:28:07	0.3	0.3	0.3
068	10/30/2024	08:29:07	0.3	0.3	0.3
069	10/30/2024	08:30:07	0.3	0.3	0.3
070	10/30/2024	08:31:07	0.3	0.3	0.3
071	10/30/2024	08:32:07	0.3	0.3	0.3
072	10/30/2024	08:33:07	0.3	0.4	0.3
073	10/30/2024	08:34:07	0.4	0.4	0.4
074	10/30/2024	08:35:07	0.4	0.4	0.4
075	10/30/2024	08:36:07	0.4	0.4	0.4
076	10/30/2024	08:37:07	0.4	0.5	0.4
077	10/30/2024	08:38:07	0.4	0.4	0.4
078	10/30/2024	08:39:07	0.4	0.4	0.4
079	10/30/2024	08:40:07	0.5	0.5	0.4
080	10/30/2024	08:41:07	0.4	0.5	0.5
081	10/30/2024	08:42:07	0.4	0.5	0.5
082	10/30/2024	08:43:07	0.4	0.5	0.4
083	10/30/2024	08:44:07	0.4	0.5	0.4
084	10/30/2024	08:45:07	0.4	0.5	0.4
085	10/30/2024	08:46:07	0.4	0.5	0.4
086	10/30/2024	08:47:07	0.5	0.5	0.5
087	10/30/2024	08:48:07	0.4	0.5	0.5
088	10/30/2024	08:49:07	0.5	0.5	0.5
089	10/30/2024	08:50:07	0.5	0.5	0.5
090	10/30/2024	08:51:07	0.5	0.5	0.5
091	10/30/2024	08:52:07	0.5	0.5	0.5
092	10/30/2024	08:53:07	0.5	0.5	0.5
093	10/30/2024	08:54:07	0.5	0.5	0.5
094	10/30/2024	08:55:07	0.5	0.5	0.5
095	10/30/2024	08:56:07	0.5	0.5	0.5
096	10/30/2024	08:57:07	0.5	0.5	0.5

097	10/30/2024	08:58:07	0.5	0.5	0.5
098	10/30/2024	08:59:07	0.5	0.5	0.5
099	10/30/2024	09:00:07	0.5	0.5	0.5
100	10/30/2024	09:01:07	0.5	0.5	0.5
101	10/30/2024	09:02:07	0.5	0.6	0.5
102	10/30/2024	09:03:07	0.5	0.6	0.6
103	10/30/2024	09:04:07	0.6	0.6	0.5
104	10/30/2024	09:05:07	0.5	0.6	0.6
105	10/30/2024	09:06:07	0.5	0.6	0.5
106	10/30/2024	09:07:07	0.5	0.6	0.5
107	10/30/2024	09:08:07	0.6	0.6	0.6
108	10/30/2024	09:09:07	0.6	0.6	0.5
109	10/30/2024	09:10:07	0.5	0.5	0.5
110	10/30/2024	09:11:07	0.5	0.6	0.5
111	10/30/2024	09:12:07	0.5	0.6	0.5
112	10/30/2024	09:13:07	0.6	0.6	0.5
113	10/30/2024	09:14:07	0.5	0.5	0.5
114	10/30/2024	09:15:07	0.5	0.6	0.6
115	10/30/2024	09:16:07	0.6	0.6	0.6
116	10/30/2024	09:17:07	0.5	0.6	0.5
117	10/30/2024	09:18:07	0.5	0.6	0.5
118	10/30/2024	09:19:07	0.5	0.6	0.6
119	10/30/2024	09:20:07	0.6	0.6	0.6
120	10/30/2024	09:21:07	0.6	0.6	0.6
121	10/30/2024	09:22:07	0.6	0.6	0.6
122	10/30/2024	09:23:07	0.6	0.6	0.6
123	10/30/2024	09:24:07	0.6	0.6	0.6
124	10/30/2024	09:25:07	0.6	0.6	0.6
Peak		0.6	0.6	0.6	
Min		0.1	0.1	0.1	
Average			0.3	0.3	0.3

TWA/STEL

Index	Date/Time	PID (ppm) (TWA)	PID (ppm) (STEL)	
001	10/30/2024	07:22:07	0.0	---
002	10/30/2024	07:23:07	0.0	---
003	10/30/2024	07:24:07	0.0	---
004	10/30/2024	07:25:07	0.0	---
005	10/30/2024	07:26:07	0.0	---
006	10/30/2024	07:27:07	0.0	---
007	10/30/2024	07:28:07	0.0	---
008	10/30/2024	07:29:07	0.0	---
009	10/30/2024	07:30:07	0.0	---
010	10/30/2024	07:31:07	0.0	---
011	10/30/2024	07:32:07	0.0	---
012	10/30/2024	07:33:07	0.0	---
013	10/30/2024	07:34:07	0.0	---
014	10/30/2024	07:35:07	0.0	---
015	10/30/2024	07:36:07	0.0	0.1
016	10/30/2024	07:37:07	0.0	0.1
017	10/30/2024	07:38:07	0.0	0.1
018	10/30/2024	07:39:07	0.0	0.1

019	10/30/2024	07:40:07	0.0	0.1
020	10/30/2024	07:41:07	0.0	0.1
021	10/30/2024	07:42:07	0.0	0.1
022	10/30/2024	07:43:07	0.0	0.1
023	10/30/2024	07:44:07	0.0	0.1
024	10/30/2024	07:45:07	0.0	0.1
025	10/30/2024	07:46:07	0.0	0.1
026	10/30/2024	07:47:07	0.0	0.1
027	10/30/2024	07:48:07	0.0	0.1
028	10/30/2024	07:49:07	0.0	0.1
029	10/30/2024	07:50:07	0.0	0.1
030	10/30/2024	07:51:07	0.0	0.1
031	10/30/2024	07:52:07	0.0	0.1
032	10/30/2024	07:53:07	0.0	0.1
033	10/30/2024	07:54:07	0.0	0.1
034	10/30/2024	07:55:07	0.0	0.1
035	10/30/2024	07:56:07	0.0	0.1
036	10/30/2024	07:57:07	0.0	0.1
037	10/30/2024	07:58:07	0.0	0.1
038	10/30/2024	07:59:07	0.0	0.1
039	10/30/2024	08:00:07	0.0	0.1
040	10/30/2024	08:01:07	0.0	0.1
041	10/30/2024	08:02:07	0.0	0.1
042	10/30/2024	08:03:07	0.0	0.1
043	10/30/2024	08:04:07	0.0	0.1
044	10/30/2024	08:05:07	0.0	0.1
045	10/30/2024	08:06:07	0.0	0.1
046	10/30/2024	08:07:07	0.0	0.1
047	10/30/2024	08:08:07	0.0	0.1
048	10/30/2024	08:09:07	0.0	0.1
049	10/30/2024	08:10:07	0.0	0.1
050	10/30/2024	08:11:07	0.0	0.1
051	10/30/2024	08:12:07	0.0	0.1
052	10/30/2024	08:13:07	0.0	0.1
053	10/30/2024	08:14:07	0.0	0.1
054	10/30/2024	08:15:07	0.0	0.2
055	10/30/2024	08:16:07	0.0	0.2
056	10/30/2024	08:17:07	0.0	0.2
057	10/30/2024	08:18:07	0.0	0.2
058	10/30/2024	08:19:07	0.0	0.2
059	10/30/2024	08:20:07	0.0	0.2
060	10/30/2024	08:21:07	0.0	0.2
061	10/30/2024	08:22:07	0.0	0.2
062	10/30/2024	08:23:07	0.0	0.2
063	10/30/2024	08:24:07	0.0	0.2
064	10/30/2024	08:25:07	0.0	0.2
065	10/30/2024	08:26:07	0.0	0.2
066	10/30/2024	08:27:07	0.0	0.2
067	10/30/2024	08:28:07	0.0	0.3
068	10/30/2024	08:29:07	0.0	0.3
069	10/30/2024	08:30:07	0.0	0.3
070	10/30/2024	08:31:07	0.0	0.3
071	10/30/2024	08:32:07	0.0	0.3
072	10/30/2024	08:33:07	0.0	0.3

073	10/30/2024	08:34:07	0.0	0.3
074	10/30/2024	08:35:07	0.0	0.3
075	10/30/2024	08:36:07	0.0	0.3
076	10/30/2024	08:37:07	0.0	0.3
077	10/30/2024	08:38:07	0.0	0.3
078	10/30/2024	08:39:07	0.0	0.4
079	10/30/2024	08:40:07	0.0	0.4
080	10/30/2024	08:41:07	0.0	0.4
081	10/30/2024	08:42:07	0.0	0.4
082	10/30/2024	08:43:07	0.0	0.4
083	10/30/2024	08:44:07	0.0	0.4
084	10/30/2024	08:45:07	0.0	0.4
085	10/30/2024	08:46:07	0.0	0.4
086	10/30/2024	08:47:07	0.0	0.4
087	10/30/2024	08:48:07	0.0	0.4
088	10/30/2024	08:49:07	0.0	0.5
089	10/30/2024	08:50:07	0.0	0.5
090	10/30/2024	08:51:07	0.0	0.5
091	10/30/2024	08:52:07	0.0	0.5
092	10/30/2024	08:53:07	0.0	0.5
093	10/30/2024	08:54:07	0.0	0.5
094	10/30/2024	08:55:07	0.0	0.5
095	10/30/2024	08:56:07	0.0	0.5
096	10/30/2024	08:57:07	0.0	0.5
097	10/30/2024	08:58:07	0.0	0.5
098	10/30/2024	08:59:07	0.0	0.5
099	10/30/2024	09:00:07	0.0	0.5
100	10/30/2024	09:01:07	0.0	0.5
101	10/30/2024	09:02:07	0.1	0.5
102	10/30/2024	09:03:07	0.1	0.5
103	10/30/2024	09:04:07	0.1	0.5
104	10/30/2024	09:05:07	0.1	0.5
105	10/30/2024	09:06:07	0.1	0.5
106	10/30/2024	09:07:07	0.1	0.5
107	10/30/2024	09:08:07	0.1	0.6
108	10/30/2024	09:09:07	0.1	0.6
109	10/30/2024	09:10:07	0.1	0.6
110	10/30/2024	09:11:07	0.1	0.6
111	10/30/2024	09:12:07	0.1	0.6
112	10/30/2024	09:13:07	0.1	0.6
113	10/30/2024	09:14:07	0.1	0.6
114	10/30/2024	09:15:07	0.1	0.6
115	10/30/2024	09:16:07	0.1	0.6
116	10/30/2024	09:17:07	0.1	0.6
117	10/30/2024	09:18:07	0.1	0.6
118	10/30/2024	09:19:07	0.1	0.6
119	10/30/2024	09:20:07	0.1	0.6
120	10/30/2024	09:21:07	0.1	0.6
121	10/30/2024	09:22:07	0.1	0.6
122	10/30/2024	09:23:07	0.1	0.6
123	10/30/2024	09:24:07	0.1	0.6
124	10/30/2024	09:25:07	0.1	0.6

=====
24/10/28 10:29

Summary

Unit Name MiniRAE 3000 (PGM-7320)
Unit SN 592-906686
Unit Firmware VerV2.22

Running Mode Hygiene Mode
Datalog Mode Auto
Diagnostic Mode No
Stop Reason Power Down

Site ID 12345678
User ID 12345678

Begin 10/28/2024 10:29:13
End 10/28/2024 14:44:04
Sample Period(s) 60
Number of Records 254

Sensor PID(ppm)
Sensor SN S023030330Q1
Measure Type Avg; Max; Real
Span 100.0
Span 2 1000.0
Low Alarm 50.0
High Alarm 100.0
Over Alarm 15000.0
STEL Alarm 100.0
TWA Alarm 50.0
Measurement Gas Isobutylene
Calibration Time 10/25/2024 10:49
Peak 0.3
Min 0.0
Average 0.0

Datalog

Index	Date/Time	PID(ppm) (Avg)	PID(ppm) (Max)	PID(ppm) (Real)
001	10/28/2024 10:30:13	0.1	0.2	0.2
002	10/28/2024 10:31:13	0.1	0.3	0.0
003	10/28/2024 10:32:13	0.0	0.0	0.0
004	10/28/2024 10:33:13	0.0	0.1	0.0
005	10/28/2024 10:34:13	0.0	0.2	0.0
006	10/28/2024 10:35:13	0.0	0.2	0.2
007	10/28/2024 10:36:13	0.2	0.3	0.3
008	10/28/2024 10:37:13	0.1	0.3	0.0
009	10/28/2024 10:38:13	0.0	0.1	0.0
010	10/28/2024 10:39:13	0.0	0.0	0.0
011	10/28/2024 10:40:13	0.0	0.0	0.0
012	10/28/2024 10:41:13	0.0	0.0	0.0

013	10/28/2024	10:42:13	0.0	0.0	0.0
014	10/28/2024	10:43:13	0.0	0.0	0.0
015	10/28/2024	10:44:13	0.0	0.0	0.0
016	10/28/2024	10:45:13	0.0	0.0	0.0
017	10/28/2024	10:46:13	0.0	0.0	0.0
018	10/28/2024	10:47:13	0.0	0.0	0.0
019	10/28/2024	10:48:13	0.0	0.0	0.0
020	10/28/2024	10:49:13	0.0	0.0	0.0
021	10/28/2024	10:50:13	0.0	0.0	0.0
022	10/28/2024	10:51:13	0.0	0.0	0.0
023	10/28/2024	10:52:13	0.0	0.0	0.0
024	10/28/2024	10:53:13	0.0	0.0	0.0
025	10/28/2024	10:54:13	0.0	0.0	0.0
026	10/28/2024	10:55:13	0.0	0.0	0.0
027	10/28/2024	10:56:13	0.0	0.0	0.0
028	10/28/2024	10:57:13	0.0	0.0	0.0
029	10/28/2024	10:58:13	0.0	0.0	0.0
030	10/28/2024	10:59:13	0.0	0.0	0.0
031	10/28/2024	11:00:13	0.0	0.0	0.0
032	10/28/2024	11:01:13	0.0	0.0	0.0
033	10/28/2024	11:02:13	0.0	0.0	0.0
034	10/28/2024	11:03:13	0.0	0.0	0.0
035	10/28/2024	11:04:13	0.0	0.0	0.0
036	10/28/2024	11:05:13	0.0	0.0	0.0
037	10/28/2024	11:06:13	0.0	0.0	0.0
038	10/28/2024	11:07:13	0.0	0.0	0.0
039	10/28/2024	11:08:13	0.0	0.0	0.0
040	10/28/2024	11:09:13	0.0	0.0	0.0
041	10/28/2024	11:10:13	0.0	0.0	0.0
042	10/28/2024	11:11:13	0.0	0.0	0.0
043	10/28/2024	11:12:13	0.0	0.0	0.0
044	10/28/2024	11:13:13	0.0	0.0	0.0
045	10/28/2024	11:14:13	0.0	0.0	0.0
046	10/28/2024	11:15:13	0.0	0.0	0.0
047	10/28/2024	11:16:13	0.0	0.0	0.0
048	10/28/2024	11:17:13	0.0	0.0	0.0
049	10/28/2024	11:18:13	0.0	0.0	0.0
050	10/28/2024	11:19:13	0.0	0.0	0.0
051	10/28/2024	11:20:13	0.0	0.0	0.0
052	10/28/2024	11:21:13	0.0	0.0	0.0
053	10/28/2024	11:22:13	0.0	0.0	0.0
054	10/28/2024	11:23:13	0.0	0.0	0.0
055	10/28/2024	11:24:13	0.0	0.0	0.0
056	10/28/2024	11:25:13	0.0	0.0	0.0
057	10/28/2024	11:26:13	0.0	0.0	0.0
058	10/28/2024	11:27:13	0.0	0.0	0.0
059	10/28/2024	11:28:13	0.0	0.0	0.0
060	10/28/2024	11:29:13	0.0	0.0	0.0
061	10/28/2024	11:30:13	0.0	0.0	0.0
062	10/28/2024	11:31:13	0.0	0.0	0.0
063	10/28/2024	11:32:13	0.0	0.0	0.0
064	10/28/2024	11:33:13	0.0	0.0	0.0
065	10/28/2024	11:34:13	0.0	0.0	0.0
066	10/28/2024	11:35:13	0.0	0.0	0.0

067	10/28/2024	11:36:13	0.0	0.0	0.0
068	10/28/2024	11:37:13	0.0	0.0	0.0
069	10/28/2024	11:38:13	0.0	0.0	0.0
070	10/28/2024	11:39:13	0.0	0.0	0.0
071	10/28/2024	11:40:13	0.0	0.0	0.0
072	10/28/2024	11:41:13	0.0	0.0	0.0
073	10/28/2024	11:42:13	0.0	0.0	0.0
074	10/28/2024	11:43:13	0.0	0.0	0.0
075	10/28/2024	11:44:13	0.0	0.0	0.0
076	10/28/2024	11:45:13	0.0	0.0	0.0
077	10/28/2024	11:46:13	0.0	0.0	0.0
078	10/28/2024	11:47:13	0.0	0.0	0.0
079	10/28/2024	11:48:13	0.0	0.0	0.0
080	10/28/2024	11:49:13	0.0	0.0	0.0
081	10/28/2024	11:50:13	0.0	0.0	0.0
082	10/28/2024	11:51:13	0.0	0.0	0.0
083	10/28/2024	11:52:13	0.0	0.0	0.0
084	10/28/2024	11:53:13	0.0	0.0	0.0
085	10/28/2024	11:54:13	0.0	0.0	0.0
086	10/28/2024	11:55:13	0.0	0.0	0.0
087	10/28/2024	11:56:13	0.0	0.0	0.0
088	10/28/2024	11:57:13	0.0	0.0	0.0
089	10/28/2024	11:58:13	0.0	0.0	0.0
090	10/28/2024	11:59:13	0.0	0.0	0.0
091	10/28/2024	12:00:13	0.0	0.0	0.0
092	10/28/2024	12:01:13	0.0	0.0	0.0
093	10/28/2024	12:02:13	0.0	0.0	0.0
094	10/28/2024	12:03:13	0.0	0.0	0.0
095	10/28/2024	12:04:13	0.0	0.0	0.0
096	10/28/2024	12:05:13	0.0	0.0	0.0
097	10/28/2024	12:06:13	0.0	0.0	0.0
098	10/28/2024	12:07:13	0.0	0.0	0.0
099	10/28/2024	12:08:13	0.0	0.0	0.0
100	10/28/2024	12:09:13	0.0	0.0	0.0
101	10/28/2024	12:10:13	0.0	0.0	0.0
102	10/28/2024	12:11:13	0.0	0.0	0.0
103	10/28/2024	12:12:13	0.0	0.0	0.0
104	10/28/2024	12:13:13	0.0	0.0	0.0
105	10/28/2024	12:14:13	0.0	0.0	0.0
106	10/28/2024	12:15:13	0.0	0.0	0.0
107	10/28/2024	12:16:13	0.0	0.0	0.0
108	10/28/2024	12:17:13	0.0	0.0	0.0
109	10/28/2024	12:18:13	0.0	0.0	0.0
110	10/28/2024	12:19:13	0.0	0.0	0.0
111	10/28/2024	12:20:13	0.0	0.0	0.0
112	10/28/2024	12:21:13	0.0	0.0	0.0
113	10/28/2024	12:22:13	0.0	0.0	0.0
114	10/28/2024	12:23:13	0.0	0.0	0.0
115	10/28/2024	12:24:13	0.0	0.0	0.0
116	10/28/2024	12:25:13	0.0	0.0	0.0
117	10/28/2024	12:26:13	0.0	0.0	0.0
118	10/28/2024	12:27:13	0.0	0.0	0.0
119	10/28/2024	12:28:13	0.0	0.0	0.0
120	10/28/2024	12:29:13	0.0	0.0	0.0

121	10/28/2024	12:30:13	0.0	0.0	0.0
122	10/28/2024	12:31:13	0.0	0.0	0.0
123	10/28/2024	12:32:13	0.0	0.0	0.0
124	10/28/2024	12:33:13	0.0	0.0	0.0
125	10/28/2024	12:34:13	0.0	0.0	0.0
126	10/28/2024	12:35:13	0.0	0.0	0.0
127	10/28/2024	12:36:13	0.0	0.0	0.0
128	10/28/2024	12:37:13	0.0	0.0	0.0
129	10/28/2024	12:38:13	0.0	0.0	0.0
130	10/28/2024	12:39:13	0.0	0.0	0.0
131	10/28/2024	12:40:13	0.0	0.0	0.0
132	10/28/2024	12:41:13	0.0	0.0	0.0
133	10/28/2024	12:42:13	0.0	0.0	0.0
134	10/28/2024	12:43:13	0.0	0.0	0.0
135	10/28/2024	12:44:13	0.0	0.0	0.0
136	10/28/2024	12:45:13	0.0	0.0	0.0
137	10/28/2024	12:46:13	0.0	0.0	0.0
138	10/28/2024	12:47:13	0.0	0.0	0.0
139	10/28/2024	12:48:13	0.0	0.0	0.0
140	10/28/2024	12:49:13	0.0	0.0	0.0
141	10/28/2024	12:50:13	0.0	0.0	0.0
142	10/28/2024	12:51:13	0.0	0.0	0.0
143	10/28/2024	12:52:13	0.0	0.0	0.0
144	10/28/2024	12:53:13	0.0	0.0	0.0
145	10/28/2024	12:54:13	0.0	0.0	0.0
146	10/28/2024	12:55:13	0.0	0.0	0.0
147	10/28/2024	12:56:13	0.0	0.0	0.0
148	10/28/2024	12:57:13	0.0	0.0	0.0
149	10/28/2024	12:58:13	0.0	0.0	0.0
150	10/28/2024	12:59:13	0.0	0.0	0.0
151	10/28/2024	13:00:13	0.0	0.0	0.0
152	10/28/2024	13:01:13	0.0	0.0	0.0
153	10/28/2024	13:02:13	0.0	0.0	0.0
154	10/28/2024	13:03:13	0.0	0.0	0.0
155	10/28/2024	13:04:13	0.0	0.0	0.0
156	10/28/2024	13:05:13	0.0	0.0	0.0
157	10/28/2024	13:06:13	0.0	0.0	0.0
158	10/28/2024	13:07:13	0.0	0.0	0.0
159	10/28/2024	13:08:13	0.0	0.0	0.0
160	10/28/2024	13:09:13	0.0	0.0	0.0
161	10/28/2024	13:10:13	0.0	0.0	0.0
162	10/28/2024	13:11:13	0.0	0.0	0.0
163	10/28/2024	13:12:13	0.0	0.0	0.0
164	10/28/2024	13:13:13	0.0	0.0	0.0
165	10/28/2024	13:14:13	0.0	0.0	0.0
166	10/28/2024	13:15:13	0.0	0.0	0.0
167	10/28/2024	13:16:13	0.0	0.0	0.0
168	10/28/2024	13:17:13	0.0	0.0	0.0
169	10/28/2024	13:18:13	0.0	0.0	0.0
170	10/28/2024	13:19:13	0.0	0.0	0.0
171	10/28/2024	13:20:13	0.0	0.0	0.0
172	10/28/2024	13:21:13	0.0	0.0	0.0
173	10/28/2024	13:22:13	0.0	0.0	0.0
174	10/28/2024	13:23:13	0.0	0.0	0.0

175	10/28/2024	13:24:13	0.0	0.0	0.0
176	10/28/2024	13:25:13	0.0	0.0	0.0
177	10/28/2024	13:26:13	0.0	0.0	0.0
178	10/28/2024	13:27:13	0.0	0.0	0.0
179	10/28/2024	13:28:13	0.0	0.0	0.0
180	10/28/2024	13:29:13	0.0	0.0	0.0
181	10/28/2024	13:30:13	0.0	0.0	0.0
182	10/28/2024	13:31:13	0.0	0.0	0.0
183	10/28/2024	13:32:13	0.0	0.0	0.0
184	10/28/2024	13:33:13	0.0	0.0	0.0
185	10/28/2024	13:34:13	0.0	0.0	0.0
186	10/28/2024	13:35:13	0.0	0.0	0.0
187	10/28/2024	13:36:13	0.0	0.0	0.0
188	10/28/2024	13:37:13	0.0	0.0	0.0
189	10/28/2024	13:38:13	0.0	0.0	0.0
190	10/28/2024	13:39:13	0.0	0.0	0.0
191	10/28/2024	13:40:13	0.0	0.0	0.0
192	10/28/2024	13:41:13	0.0	0.0	0.0
193	10/28/2024	13:42:13	0.0	0.0	0.0
194	10/28/2024	13:43:13	0.0	0.0	0.0
195	10/28/2024	13:44:13	0.0	0.0	0.0
196	10/28/2024	13:45:13	0.0	0.0	0.0
197	10/28/2024	13:46:13	0.0	0.0	0.0
198	10/28/2024	13:47:13	0.0	0.0	0.0
199	10/28/2024	13:48:13	0.0	0.0	0.0
200	10/28/2024	13:49:13	0.0	0.0	0.0
201	10/28/2024	13:50:13	0.0	0.0	0.0
202	10/28/2024	13:51:13	0.0	0.0	0.0
203	10/28/2024	13:52:13	0.0	0.0	0.0
204	10/28/2024	13:53:13	0.0	0.0	0.0
205	10/28/2024	13:54:13	0.0	0.0	0.0
206	10/28/2024	13:55:13	0.0	0.0	0.0
207	10/28/2024	13:56:13	0.0	0.0	0.0
208	10/28/2024	13:57:13	0.0	0.0	0.0
209	10/28/2024	13:58:13	0.0	0.0	0.0
210	10/28/2024	13:59:13	0.0	0.0	0.0
211	10/28/2024	14:00:13	0.0	0.0	0.0
212	10/28/2024	14:01:13	0.0	0.0	0.0
213	10/28/2024	14:02:13	0.0	0.0	0.0
214	10/28/2024	14:03:13	0.0	0.0	0.0
215	10/28/2024	14:04:13	0.0	0.0	0.0
216	10/28/2024	14:05:13	0.0	0.0	0.0
217	10/28/2024	14:06:13	0.0	0.0	0.0
218	10/28/2024	14:07:13	0.0	0.0	0.0
219	10/28/2024	14:08:13	0.0	0.0	0.0
220	10/28/2024	14:09:13	0.0	0.0	0.0
221	10/28/2024	14:10:13	0.0	0.0	0.0
222	10/28/2024	14:11:13	0.0	0.0	0.0
223	10/28/2024	14:12:13	0.0	0.0	0.0
224	10/28/2024	14:13:13	0.0	0.0	0.0
225	10/28/2024	14:14:13	0.0	0.0	0.0
226	10/28/2024	14:15:13	0.0	0.0	0.0
227	10/28/2024	14:16:13	0.0	0.0	0.0
228	10/28/2024	14:17:13	0.0	0.0	0.0

229	10/28/2024	14:18:13	0.0	0.0	0.0
230	10/28/2024	14:19:13	0.0	0.0	0.0
231	10/28/2024	14:20:13	0.0	0.0	0.0
232	10/28/2024	14:21:13	0.0	0.0	0.0
233	10/28/2024	14:22:13	0.0	0.0	0.0
234	10/28/2024	14:23:13	0.0	0.0	0.0
235	10/28/2024	14:24:13	0.0	0.0	0.0
236	10/28/2024	14:25:13	0.0	0.0	0.0
237	10/28/2024	14:26:13	0.0	0.0	0.0
238	10/28/2024	14:27:13	0.0	0.0	0.0
239	10/28/2024	14:28:13	0.0	0.0	0.0
240	10/28/2024	14:29:13	0.0	0.0	0.0
241	10/28/2024	14:30:13	0.0	0.0	0.0
242	10/28/2024	14:31:13	0.0	0.0	0.0
243	10/28/2024	14:32:13	0.0	0.0	0.0
244	10/28/2024	14:33:13	0.0	0.0	0.0
245	10/28/2024	14:34:13	0.0	0.0	0.0
246	10/28/2024	14:35:13	0.0	0.0	0.0
247	10/28/2024	14:36:13	0.0	0.0	0.0
248	10/28/2024	14:37:13	0.0	0.0	0.0
249	10/28/2024	14:38:13	0.0	0.0	0.0
250	10/28/2024	14:39:13	0.0	0.0	0.0
251	10/28/2024	14:40:13	0.0	0.0	0.0
252	10/28/2024	14:41:13	0.0	0.0	0.0
253	10/28/2024	14:42:13	0.0	0.0	0.0
254	10/28/2024	14:43:13	0.0	0.0	0.0
Peak	0.2	0.3	0.3		
Min	0.0	0.0	0.0		
Average		0.0	0.0	0.0	

TWA/STEL

Index	Date/Time	PID (ppm) (TWA)	PID (ppm) (STEL)	
001	10/28/2024	10:30:13	0.0	---
002	10/28/2024	10:31:13	0.0	---
003	10/28/2024	10:32:13	0.0	---
004	10/28/2024	10:33:13	0.0	---
005	10/28/2024	10:34:13	0.0	---
006	10/28/2024	10:35:13	0.0	---
007	10/28/2024	10:36:13	0.0	---
008	10/28/2024	10:37:13	0.0	---
009	10/28/2024	10:38:13	0.0	---
010	10/28/2024	10:39:13	0.0	---
011	10/28/2024	10:40:13	0.0	---
012	10/28/2024	10:41:13	0.0	---
013	10/28/2024	10:42:13	0.0	---
014	10/28/2024	10:43:13	0.0	---
015	10/28/2024	10:44:13	0.0	0.0
016	10/28/2024	10:45:13	0.0	0.0
017	10/28/2024	10:46:13	0.0	0.0
018	10/28/2024	10:47:13	0.0	0.0
019	10/28/2024	10:48:13	0.0	0.0
020	10/28/2024	10:49:13	0.0	0.0

021	10/28/2024	10:50:13	0.0	0.0
022	10/28/2024	10:51:13	0.0	0.0
023	10/28/2024	10:52:13	0.0	0.0
024	10/28/2024	10:53:13	0.0	0.0
025	10/28/2024	10:54:13	0.0	0.0
026	10/28/2024	10:55:13	0.0	0.0
027	10/28/2024	10:56:13	0.0	0.0
028	10/28/2024	10:57:13	0.0	0.0
029	10/28/2024	10:58:13	0.0	0.0
030	10/28/2024	10:59:13	0.0	0.0
031	10/28/2024	11:00:13	0.0	0.0
032	10/28/2024	11:01:13	0.0	0.0
033	10/28/2024	11:02:13	0.0	0.0
034	10/28/2024	11:03:13	0.0	0.0
035	10/28/2024	11:04:13	0.0	0.0
036	10/28/2024	11:05:13	0.0	0.0
037	10/28/2024	11:06:13	0.0	0.0
038	10/28/2024	11:07:13	0.0	0.0
039	10/28/2024	11:08:13	0.0	0.0
040	10/28/2024	11:09:13	0.0	0.0
041	10/28/2024	11:10:13	0.0	0.0
042	10/28/2024	11:11:13	0.0	0.0
043	10/28/2024	11:12:13	0.0	0.0
044	10/28/2024	11:13:13	0.0	0.0
045	10/28/2024	11:14:13	0.0	0.0
046	10/28/2024	11:15:13	0.0	0.0
047	10/28/2024	11:16:13	0.0	0.0
048	10/28/2024	11:17:13	0.0	0.0
049	10/28/2024	11:18:13	0.0	0.0
050	10/28/2024	11:19:13	0.0	0.0
051	10/28/2024	11:20:13	0.0	0.0
052	10/28/2024	11:21:13	0.0	0.0
053	10/28/2024	11:22:13	0.0	0.0
054	10/28/2024	11:23:13	0.0	0.0
055	10/28/2024	11:24:13	0.0	0.0
056	10/28/2024	11:25:13	0.0	0.0
057	10/28/2024	11:26:13	0.0	0.0
058	10/28/2024	11:27:13	0.0	0.0
059	10/28/2024	11:28:13	0.0	0.0
060	10/28/2024	11:29:13	0.0	0.0
061	10/28/2024	11:30:13	0.0	0.0
062	10/28/2024	11:31:13	0.0	0.0
063	10/28/2024	11:32:13	0.0	0.0
064	10/28/2024	11:33:13	0.0	0.0
065	10/28/2024	11:34:13	0.0	0.0
066	10/28/2024	11:35:13	0.0	0.0
067	10/28/2024	11:36:13	0.0	0.0
068	10/28/2024	11:37:13	0.0	0.0
069	10/28/2024	11:38:13	0.0	0.0
070	10/28/2024	11:39:13	0.0	0.0
071	10/28/2024	11:40:13	0.0	0.0
072	10/28/2024	11:41:13	0.0	0.0
073	10/28/2024	11:42:13	0.0	0.0
074	10/28/2024	11:43:13	0.0	0.0

075	10/28/2024	11:44:13	0.0	0.0
076	10/28/2024	11:45:13	0.0	0.0
077	10/28/2024	11:46:13	0.0	0.0
078	10/28/2024	11:47:13	0.0	0.0
079	10/28/2024	11:48:13	0.0	0.0
080	10/28/2024	11:49:13	0.0	0.0
081	10/28/2024	11:50:13	0.0	0.0
082	10/28/2024	11:51:13	0.0	0.0
083	10/28/2024	11:52:13	0.0	0.0
084	10/28/2024	11:53:13	0.0	0.0
085	10/28/2024	11:54:13	0.0	0.0
086	10/28/2024	11:55:13	0.0	0.0
087	10/28/2024	11:56:13	0.0	0.0
088	10/28/2024	11:57:13	0.0	0.0
089	10/28/2024	11:58:13	0.0	0.0
090	10/28/2024	11:59:13	0.0	0.0
091	10/28/2024	12:00:13	0.0	0.0
092	10/28/2024	12:01:13	0.0	0.0
093	10/28/2024	12:02:13	0.0	0.0
094	10/28/2024	12:03:13	0.0	0.0
095	10/28/2024	12:04:13	0.0	0.0
096	10/28/2024	12:05:13	0.0	0.0
097	10/28/2024	12:06:13	0.0	0.0
098	10/28/2024	12:07:13	0.0	0.0
099	10/28/2024	12:08:13	0.0	0.0
100	10/28/2024	12:09:13	0.0	0.0
101	10/28/2024	12:10:13	0.0	0.0
102	10/28/2024	12:11:13	0.0	0.0
103	10/28/2024	12:12:13	0.0	0.0
104	10/28/2024	12:13:13	0.0	0.0
105	10/28/2024	12:14:13	0.0	0.0
106	10/28/2024	12:15:13	0.0	0.0
107	10/28/2024	12:16:13	0.0	0.0
108	10/28/2024	12:17:13	0.0	0.0
109	10/28/2024	12:18:13	0.0	0.0
110	10/28/2024	12:19:13	0.0	0.0
111	10/28/2024	12:20:13	0.0	0.0
112	10/28/2024	12:21:13	0.0	0.0
113	10/28/2024	12:22:13	0.0	0.0
114	10/28/2024	12:23:13	0.0	0.0
115	10/28/2024	12:24:13	0.0	0.0
116	10/28/2024	12:25:13	0.0	0.0
117	10/28/2024	12:26:13	0.0	0.0
118	10/28/2024	12:27:13	0.0	0.0
119	10/28/2024	12:28:13	0.0	0.0
120	10/28/2024	12:29:13	0.0	0.0
121	10/28/2024	12:30:13	0.0	0.0
122	10/28/2024	12:31:13	0.0	0.0
123	10/28/2024	12:32:13	0.0	0.0
124	10/28/2024	12:33:13	0.0	0.0
125	10/28/2024	12:34:13	0.0	0.0
126	10/28/2024	12:35:13	0.0	0.0
127	10/28/2024	12:36:13	0.0	0.0
128	10/28/2024	12:37:13	0.0	0.0

129	10/28/2024	12:38:13	0.0	0.0
130	10/28/2024	12:39:13	0.0	0.0
131	10/28/2024	12:40:13	0.0	0.0
132	10/28/2024	12:41:13	0.0	0.0
133	10/28/2024	12:42:13	0.0	0.0
134	10/28/2024	12:43:13	0.0	0.0
135	10/28/2024	12:44:13	0.0	0.0
136	10/28/2024	12:45:13	0.0	0.0
137	10/28/2024	12:46:13	0.0	0.0
138	10/28/2024	12:47:13	0.0	0.0
139	10/28/2024	12:48:13	0.0	0.0
140	10/28/2024	12:49:13	0.0	0.0
141	10/28/2024	12:50:13	0.0	0.0
142	10/28/2024	12:51:13	0.0	0.0
143	10/28/2024	12:52:13	0.0	0.0
144	10/28/2024	12:53:13	0.0	0.0
145	10/28/2024	12:54:13	0.0	0.0
146	10/28/2024	12:55:13	0.0	0.0
147	10/28/2024	12:56:13	0.0	0.0
148	10/28/2024	12:57:13	0.0	0.0
149	10/28/2024	12:58:13	0.0	0.0
150	10/28/2024	12:59:13	0.0	0.0
151	10/28/2024	13:00:13	0.0	0.0
152	10/28/2024	13:01:13	0.0	0.0
153	10/28/2024	13:02:13	0.0	0.0
154	10/28/2024	13:03:13	0.0	0.0
155	10/28/2024	13:04:13	0.0	0.0
156	10/28/2024	13:05:13	0.0	0.0
157	10/28/2024	13:06:13	0.0	0.0
158	10/28/2024	13:07:13	0.0	0.0
159	10/28/2024	13:08:13	0.0	0.0
160	10/28/2024	13:09:13	0.0	0.0
161	10/28/2024	13:10:13	0.0	0.0
162	10/28/2024	13:11:13	0.0	0.0
163	10/28/2024	13:12:13	0.0	0.0
164	10/28/2024	13:13:13	0.0	0.0
165	10/28/2024	13:14:13	0.0	0.0
166	10/28/2024	13:15:13	0.0	0.0
167	10/28/2024	13:16:13	0.0	0.0
168	10/28/2024	13:17:13	0.0	0.0
169	10/28/2024	13:18:13	0.0	0.0
170	10/28/2024	13:19:13	0.0	0.0
171	10/28/2024	13:20:13	0.0	0.0
172	10/28/2024	13:21:13	0.0	0.0
173	10/28/2024	13:22:13	0.0	0.0
174	10/28/2024	13:23:13	0.0	0.0
175	10/28/2024	13:24:13	0.0	0.0
176	10/28/2024	13:25:13	0.0	0.0
177	10/28/2024	13:26:13	0.0	0.0
178	10/28/2024	13:27:13	0.0	0.0
179	10/28/2024	13:28:13	0.0	0.0
180	10/28/2024	13:29:13	0.0	0.0
181	10/28/2024	13:30:13	0.0	0.0
182	10/28/2024	13:31:13	0.0	0.0

183	10/28/2024	13:32:13	0.0	0.0
184	10/28/2024	13:33:13	0.0	0.0
185	10/28/2024	13:34:13	0.0	0.0
186	10/28/2024	13:35:13	0.0	0.0
187	10/28/2024	13:36:13	0.0	0.0
188	10/28/2024	13:37:13	0.0	0.0
189	10/28/2024	13:38:13	0.0	0.0
190	10/28/2024	13:39:13	0.0	0.0
191	10/28/2024	13:40:13	0.0	0.0
192	10/28/2024	13:41:13	0.0	0.0
193	10/28/2024	13:42:13	0.0	0.0
194	10/28/2024	13:43:13	0.0	0.0
195	10/28/2024	13:44:13	0.0	0.0
196	10/28/2024	13:45:13	0.0	0.0
197	10/28/2024	13:46:13	0.0	0.0
198	10/28/2024	13:47:13	0.0	0.0
199	10/28/2024	13:48:13	0.0	0.0
200	10/28/2024	13:49:13	0.0	0.0
201	10/28/2024	13:50:13	0.0	0.0
202	10/28/2024	13:51:13	0.0	0.0
203	10/28/2024	13:52:13	0.0	0.0
204	10/28/2024	13:53:13	0.0	0.0
205	10/28/2024	13:54:13	0.0	0.0
206	10/28/2024	13:55:13	0.0	0.0
207	10/28/2024	13:56:13	0.0	0.0
208	10/28/2024	13:57:13	0.0	0.0
209	10/28/2024	13:58:13	0.0	0.0
210	10/28/2024	13:59:13	0.0	0.0
211	10/28/2024	14:00:13	0.0	0.0
212	10/28/2024	14:01:13	0.0	0.0
213	10/28/2024	14:02:13	0.0	0.0
214	10/28/2024	14:03:13	0.0	0.0
215	10/28/2024	14:04:13	0.0	0.0
216	10/28/2024	14:05:13	0.0	0.0
217	10/28/2024	14:06:13	0.0	0.0
218	10/28/2024	14:07:13	0.0	0.0
219	10/28/2024	14:08:13	0.0	0.0
220	10/28/2024	14:09:13	0.0	0.0
221	10/28/2024	14:10:13	0.0	0.0
222	10/28/2024	14:11:13	0.0	0.0
223	10/28/2024	14:12:13	0.0	0.0
224	10/28/2024	14:13:13	0.0	0.0
225	10/28/2024	14:14:13	0.0	0.0
226	10/28/2024	14:15:13	0.0	0.0
227	10/28/2024	14:16:13	0.0	0.0
228	10/28/2024	14:17:13	0.0	0.0
229	10/28/2024	14:18:13	0.0	0.0
230	10/28/2024	14:19:13	0.0	0.0
231	10/28/2024	14:20:13	0.0	0.0
232	10/28/2024	14:21:13	0.0	0.0
233	10/28/2024	14:22:13	0.0	0.0
234	10/28/2024	14:23:13	0.0	0.0
235	10/28/2024	14:24:13	0.0	0.0
236	10/28/2024	14:25:13	0.0	0.0

237 10/28/2024 14:26:13 0.0 0.0
238 10/28/2024 14:27:13 0.0 0.0
239 10/28/2024 14:28:13 0.0 0.0
240 10/28/2024 14:29:13 0.0 0.0
241 10/28/2024 14:30:13 0.0 0.0
242 10/28/2024 14:31:13 0.0 0.0
243 10/28/2024 14:32:13 0.0 0.0
244 10/28/2024 14:33:13 0.0 0.0
245 10/28/2024 14:34:13 0.0 0.0
246 10/28/2024 14:35:13 0.0 0.0
247 10/28/2024 14:36:13 0.0 0.0
248 10/28/2024 14:37:13 0.0 0.0
249 10/28/2024 14:38:13 0.0 0.0
250 10/28/2024 14:39:13 0.0 0.0
251 10/28/2024 14:40:13 0.0 0.0
252 10/28/2024 14:41:13 0.0 0.0
253 10/28/2024 14:42:13 0.0 0.0
254 10/28/2024 14:43:13 0.0 0.0

=====
24/10/29 08:25

Summary

Unit Name MiniRAE 3000 (PGM-7320)
Unit SN 592-906686
Unit Firmware VerV2.22

Running Mode Hygiene Mode
Datalog Mode Auto
Diagnostic Mode No
Stop Reason Power Down

Site ID 12345678
User ID 12345678

Begin 10/29/2024 08:25:08
End 10/29/2024 15:02:49
Sample Period(s) 60
Number of Records 397

Sensor PID (ppm)
Sensor SN S023030330Q1
Measure Type Avg; Max; Real
Span 100.0
Span 2 1000.0
Low Alarm 50.0
High Alarm 100.0
Over Alarm 15000.0
STEL Alarm 100.0
TWA Alarm 50.0
Measurement Gas Isobutylene
Calibration Time 10/25/2024 10:49
Peak 4.2
Min 0.0

Average 2.4

Datalog

Index	Date/Time	PID (ppm) (Avg)	PID (ppm) (Max)	PID (ppm) (Real)		
001	10/29/2024	08:26:08	0.0	0.0	0.0	
002	10/29/2024	08:27:08	0.0	0.0	0.0	
003	10/29/2024	08:28:08	0.0	0.0	0.0	
004	10/29/2024	08:29:08	0.0	0.0	0.0	
005	10/29/2024	08:30:08	0.0	0.0	0.0	
006	10/29/2024	08:31:08	0.0	0.0	0.0	
007	10/29/2024	08:32:08	0.0	0.0	0.0	
008	10/29/2024	08:33:08	0.0	0.0	0.0	
009	10/29/2024	08:34:08	0.1	0.1	0.1	
010	10/29/2024	08:35:08	0.1	0.2	0.0	
011	10/29/2024	08:36:08	0.0	0.0	0.0	
012	10/29/2024	08:37:08	0.1	0.1	0.1	
013	10/29/2024	08:38:08	0.1	0.1	0.1	
014	10/29/2024	08:39:08	0.1	0.2	0.2	
015	10/29/2024	08:40:08	0.1	0.2	0.1	
016	10/29/2024	08:41:08	0.2	0.3	0.1	
017	10/29/2024	08:42:08	0.2	0.3	0.1	
018	10/29/2024	08:43:08	0.2	0.3	0.3	
019	10/29/2024	08:44:08	0.3	0.3	0.3	
020	10/29/2024	08:45:08	0.3	0.3	0.3	
021	10/29/2024	08:46:08	0.3	0.3	0.3	
022	10/29/2024	08:47:08	0.3	0.4	0.3	
023	10/29/2024	08:48:08	0.3	0.4	0.4	
024	10/29/2024	08:49:08	0.4	0.4	0.4	
025	10/29/2024	08:50:08	0.4	0.5	0.5	
026	10/29/2024	08:51:08	0.4	0.5	0.4	
027	10/29/2024	08:52:08	0.5	0.5	0.5	
028	10/29/2024	08:53:08	0.5	0.5	0.5	
029	10/29/2024	08:54:08	0.5	0.6	0.6	
030	10/29/2024	08:55:08	0.6	0.6	0.6	
031	10/29/2024	08:56:08	0.6	0.6	0.6	
032	10/29/2024	08:57:08	0.6	0.7	0.7	
033	10/29/2024	08:58:08	0.7	0.8	0.7	
034	10/29/2024	08:59:08	0.8	0.9	0.8	
035	10/29/2024	09:00:08	0.8	0.9	0.8	
036	10/29/2024	09:01:08	0.8	0.8	0.8	
037	10/29/2024	09:02:08	0.8	0.9	0.8	
038	10/29/2024	09:03:08	0.8	0.8	0.7	
039	10/29/2024	09:04:08	0.7	0.8	0.8	
040	10/29/2024	09:05:08	0.8	0.9	0.8	
041	10/29/2024	09:06:08	0.9	1.0	0.9	
042	10/29/2024	09:07:08	0.9	1.1	0.8	
043	10/29/2024	09:08:08	0.8	0.9	0.9	
044	10/29/2024	09:09:08	0.9	0.9	0.9	
045	10/29/2024	09:10:08	0.9	1.0	0.9	
046	10/29/2024	09:11:08	0.9	1.0	0.9	
047	10/29/2024	09:12:08	0.9	1.0	0.8	
048	10/29/2024	09:13:08	1.0	1.2	1.1	

049	10/29/2024	09:14:08	1.2	1.3	1.3
050	10/29/2024	09:15:08	1.2	1.3	1.2
051	10/29/2024	09:16:08	1.2	1.2	1.2
052	10/29/2024	09:17:08	1.2	1.3	1.2
053	10/29/2024	09:18:08	1.3	1.3	1.3
054	10/29/2024	09:19:08	1.3	1.4	1.3
055	10/29/2024	09:20:08	1.4	1.4	1.4
056	10/29/2024	09:21:08	1.5	1.6	1.6
057	10/29/2024	09:22:08	1.6	1.7	1.7
058	10/29/2024	09:23:08	1.7	1.8	1.8
059	10/29/2024	09:24:08	1.7	1.8	1.7
060	10/29/2024	09:25:08	1.8	2.0	2.0
061	10/29/2024	09:26:08	2.1	2.2	2.2
062	10/29/2024	09:27:08	2.3	2.4	2.3
063	10/29/2024	09:28:08	2.4	2.5	2.4
064	10/29/2024	09:29:08	2.5	2.5	2.5
065	10/29/2024	09:30:08	2.4	2.5	2.4
066	10/29/2024	09:31:08	2.4	2.5	2.5
067	10/29/2024	09:32:08	2.4	2.5	2.5
068	10/29/2024	09:33:08	2.4	2.5	2.4
069	10/29/2024	09:34:08	2.3	2.4	2.3
070	10/29/2024	09:35:08	2.3	2.3	2.2
071	10/29/2024	09:36:08	2.3	2.4	2.2
072	10/29/2024	09:37:08	2.2	2.4	2.2
073	10/29/2024	09:38:08	2.1	2.2	2.1
074	10/29/2024	09:39:08	1.9	2.1	1.9
075	10/29/2024	09:40:08	1.9	2.0	1.9
076	10/29/2024	09:41:08	1.9	2.0	1.8
077	10/29/2024	09:42:08	1.9	2.0	2.0
078	10/29/2024	09:43:08	1.9	2.0	1.9
079	10/29/2024	09:44:08	1.8	1.9	1.8
080	10/29/2024	09:45:08	2.0	2.2	2.1
081	10/29/2024	09:46:08	1.8	2.1	1.7
082	10/29/2024	09:47:08	1.8	1.9	1.9
083	10/29/2024	09:48:08	1.8	2.2	1.8
084	10/29/2024	09:49:08	1.7	1.8	1.7
085	10/29/2024	09:50:08	1.7	1.8	1.7
086	10/29/2024	09:51:08	1.7	1.7	1.6
087	10/29/2024	09:52:08	1.7	1.9	1.6
088	10/29/2024	09:53:08	1.6	1.7	1.7
089	10/29/2024	09:54:08	1.7	1.8	1.6
090	10/29/2024	09:55:08	1.8	2.0	2.0
091	10/29/2024	09:56:08	2.2	2.6	2.5
092	10/29/2024	09:57:08	2.4	2.5	2.3
093	10/29/2024	09:58:08	2.3	2.3	2.3
094	10/29/2024	09:59:08	2.4	2.6	2.6
095	10/29/2024	10:00:08	2.5	2.6	2.5
096	10/29/2024	10:01:08	2.5	2.7	2.5
097	10/29/2024	10:02:08	2.4	2.6	2.3
098	10/29/2024	10:03:08	2.7	2.9	2.8
099	10/29/2024	10:04:08	2.8	3.0	3.0
100	10/29/2024	10:05:08	2.9	3.0	2.8
101	10/29/2024	10:06:08	2.8	2.9	2.9
102	10/29/2024	10:07:08	2.9	3.0	2.9

103	10/29/2024	10:08:08	2.9	3.0	2.9
104	10/29/2024	10:09:08	3.0	3.0	2.9
105	10/29/2024	10:10:08	2.9	2.9	2.8
106	10/29/2024	10:11:08	2.8	2.9	2.8
107	10/29/2024	10:12:08	2.7	2.8	2.8
108	10/29/2024	10:13:08	2.9	3.0	3.0
109	10/29/2024	10:14:08	3.1	3.3	3.2
110	10/29/2024	10:15:08	3.2	3.4	3.4
111	10/29/2024	10:16:08	3.4	3.5	3.5
112	10/29/2024	10:17:08	3.4	3.5	3.4
113	10/29/2024	10:18:08	3.4	3.5	3.3
114	10/29/2024	10:19:08	3.2	3.4	3.1
115	10/29/2024	10:20:08	3.2	3.2	3.2
116	10/29/2024	10:21:08	3.2	3.3	3.2
117	10/29/2024	10:22:08	3.1	3.2	3.1
118	10/29/2024	10:23:08	3.1	3.2	2.8
119	10/29/2024	10:24:08	3.1	3.3	3.2
120	10/29/2024	10:25:08	3.1	3.2	3.1
121	10/29/2024	10:26:08	3.2	3.2	3.1
122	10/29/2024	10:27:08	3.0	3.1	2.8
123	10/29/2024	10:28:08	2.9	3.0	2.9
124	10/29/2024	10:29:08	2.9	3.0	2.8
125	10/29/2024	10:30:08	2.9	3.1	2.8
126	10/29/2024	10:31:08	2.8	2.9	2.8
127	10/29/2024	10:32:08	2.7	2.8	2.6
128	10/29/2024	10:33:08	2.7	2.7	2.6
129	10/29/2024	10:34:08	2.6	2.6	2.6
130	10/29/2024	10:35:08	2.6	2.6	2.6
131	10/29/2024	10:36:08	2.6	2.6	2.5
132	10/29/2024	10:37:08	2.5	2.5	2.5
133	10/29/2024	10:38:08	2.5	2.6	2.5
134	10/29/2024	10:39:08	2.6	2.6	2.6
135	10/29/2024	10:40:08	2.5	2.6	2.5
136	10/29/2024	10:41:08	2.5	2.5	2.5
137	10/29/2024	10:42:08	2.5	2.6	2.6
138	10/29/2024	10:43:08	2.5	2.6	2.5
139	10/29/2024	10:44:08	2.4	2.5	2.3
140	10/29/2024	10:45:08	2.4	2.4	2.3
141	10/29/2024	10:46:08	2.3	2.4	2.3
142	10/29/2024	10:47:08	2.3	2.3	2.3
143	10/29/2024	10:48:08	2.3	2.4	2.3
144	10/29/2024	10:49:08	2.4	2.5	2.4
145	10/29/2024	10:50:08	2.4	2.4	2.4
146	10/29/2024	10:51:08	2.4	2.5	2.4
147	10/29/2024	10:52:08	2.4	2.5	2.3
148	10/29/2024	10:53:08	2.4	2.5	2.4
149	10/29/2024	10:54:08	2.4	2.5	2.4
150	10/29/2024	10:55:08	2.4	2.5	2.3
151	10/29/2024	10:56:08	2.2	2.3	2.2
152	10/29/2024	10:57:08	2.2	2.2	2.2
153	10/29/2024	10:58:08	2.3	2.4	2.2
154	10/29/2024	10:59:08	2.3	2.4	2.3
155	10/29/2024	11:00:08	2.4	2.5	2.4
156	10/29/2024	11:01:08	2.4	2.5	2.5

157	10/29/2024	11:02:08	2.5	2.6	2.4
158	10/29/2024	11:03:08	2.3	2.4	2.2
159	10/29/2024	11:04:08	2.2	2.2	2.2
160	10/29/2024	11:05:08	2.1	2.2	2.1
161	10/29/2024	11:06:08	2.1	2.2	2.1
162	10/29/2024	11:07:08	2.1	2.1	2.1
163	10/29/2024	11:08:08	2.1	2.1	2.1
164	10/29/2024	11:09:08	2.1	2.4	2.1
165	10/29/2024	11:10:08	2.0	2.1	2.0
166	10/29/2024	11:11:08	2.0	2.1	2.1
167	10/29/2024	11:12:08	2.1	2.2	2.1
168	10/29/2024	11:13:08	2.1	2.3	2.3
169	10/29/2024	11:14:08	2.1	2.3	2.0
170	10/29/2024	11:15:08	1.9	2.0	1.9
171	10/29/2024	11:16:08	1.9	2.0	2.0
172	10/29/2024	11:17:08	1.9	2.1	1.9
173	10/29/2024	11:18:08	1.9	1.9	1.8
174	10/29/2024	11:19:08	1.8	1.9	1.8
175	10/29/2024	11:20:08	1.8	2.0	1.9
176	10/29/2024	11:21:08	1.9	2.0	1.9
177	10/29/2024	11:22:08	2.0	2.1	2.0
178	10/29/2024	11:23:08	2.0	2.0	1.9
179	10/29/2024	11:24:08	1.8	1.9	1.7
180	10/29/2024	11:25:08	1.8	2.0	1.9
181	10/29/2024	11:26:08	1.8	1.9	1.7
182	10/29/2024	11:27:08	1.7	1.7	1.7
183	10/29/2024	11:28:08	1.8	1.8	1.8
184	10/29/2024	11:29:08	1.8	1.9	1.8
185	10/29/2024	11:30:08	1.7	1.9	1.6
186	10/29/2024	11:31:08	1.6	1.7	1.6
187	10/29/2024	11:32:08	1.6	1.7	1.7
188	10/29/2024	11:33:08	1.6	1.7	1.6
189	10/29/2024	11:34:08	1.5	1.6	1.5
190	10/29/2024	11:35:08	1.5	1.5	1.4
191	10/29/2024	11:36:08	1.4	1.5	1.5
192	10/29/2024	11:37:08	1.5	1.5	1.5
193	10/29/2024	11:38:08	1.5	1.6	1.6
194	10/29/2024	11:39:08	1.5	1.6	1.5
195	10/29/2024	11:40:08	1.6	1.6	1.6
196	10/29/2024	11:41:08	1.7	2.0	1.7
197	10/29/2024	11:42:08	1.7	1.7	1.6
198	10/29/2024	11:43:08	1.5	1.6	1.5
199	10/29/2024	11:44:08	1.5	1.6	1.4
200	10/29/2024	11:45:08	1.4	1.5	1.4
201	10/29/2024	11:46:08	1.4	1.5	1.4
202	10/29/2024	11:47:08	1.5	1.7	1.6
203	10/29/2024	11:48:08	1.5	1.6	1.5
204	10/29/2024	11:49:08	1.4	1.5	1.4
205	10/29/2024	11:50:08	1.4	1.5	1.3
206	10/29/2024	11:51:08	1.4	1.5	1.4
207	10/29/2024	11:52:08	1.4	1.4	1.4
208	10/29/2024	11:53:08	1.4	1.5	1.4
209	10/29/2024	11:54:08	1.4	1.8	1.4
210	10/29/2024	11:55:08	1.4	1.6	1.4

211	10/29/2024	11:56:08	1.6	1.7	1.6
212	10/29/2024	11:57:08	1.7	1.7	1.6
213	10/29/2024	11:58:08	1.6	1.6	1.6
214	10/29/2024	11:59:08	1.5	1.6	1.5
215	10/29/2024	12:00:08	1.5	1.5	1.5
216	10/29/2024	12:01:08	1.5	1.7	1.5
217	10/29/2024	12:02:08	1.5	2.1	2.0
218	10/29/2024	12:03:08	1.4	1.9	1.3
219	10/29/2024	12:04:08	1.4	1.4	1.4
220	10/29/2024	12:05:08	1.4	1.6	1.4
221	10/29/2024	12:06:08	1.5	1.5	1.4
222	10/29/2024	12:07:08	1.4	1.5	1.4
223	10/29/2024	12:08:08	1.4	1.5	1.4
224	10/29/2024	12:09:08	1.4	1.5	1.4
225	10/29/2024	12:10:08	1.4	1.5	1.5
226	10/29/2024	12:11:08	1.5	1.6	1.5
227	10/29/2024	12:12:08	1.5	1.6	1.5
228	10/29/2024	12:13:08	1.5	1.6	1.6
229	10/29/2024	12:14:08	1.6	1.6	1.6
230	10/29/2024	12:15:08	1.6	1.7	1.6
231	10/29/2024	12:16:08	1.7	1.7	1.6
232	10/29/2024	12:17:08	1.6	1.8	1.7
233	10/29/2024	12:18:08	1.7	1.8	1.6
234	10/29/2024	12:19:08	1.6	1.7	1.6
235	10/29/2024	12:20:08	1.6	1.7	1.6
236	10/29/2024	12:21:08	1.6	1.6	1.6
237	10/29/2024	12:22:08	1.6	1.7	1.6
238	10/29/2024	12:23:08	1.7	1.7	1.7
239	10/29/2024	12:24:08	1.6	1.7	1.7
240	10/29/2024	12:25:08	1.7	1.8	1.8
241	10/29/2024	12:26:08	1.8	1.9	1.8
242	10/29/2024	12:27:08	1.9	2.0	1.8
243	10/29/2024	12:28:08	1.8	1.9	1.7
244	10/29/2024	12:29:08	1.7	1.7	1.6
245	10/29/2024	12:30:08	1.6	1.7	1.6
246	10/29/2024	12:31:08	1.6	1.6	1.5
247	10/29/2024	12:32:08	1.5	1.6	1.6
248	10/29/2024	12:33:08	1.6	1.6	1.6
249	10/29/2024	12:34:08	1.6	1.6	1.6
250	10/29/2024	12:35:08	1.6	1.7	1.7
251	10/29/2024	12:36:08	1.6	1.7	1.6
252	10/29/2024	12:37:08	1.6	1.7	1.7
253	10/29/2024	12:38:08	1.7	1.7	1.7
254	10/29/2024	12:39:08	1.7	1.8	1.7
255	10/29/2024	12:40:08	1.7	1.8	1.8
256	10/29/2024	12:41:08	1.8	1.9	1.8
257	10/29/2024	12:42:08	1.8	1.9	1.8
258	10/29/2024	12:43:08	1.9	2.0	2.0
259	10/29/2024	12:44:08	2.0	2.2	2.2
260	10/29/2024	12:45:08	2.1	2.2	2.2
261	10/29/2024	12:46:08	2.2	2.3	2.3
262	10/29/2024	12:47:08	2.4	2.5	2.4
263	10/29/2024	12:48:08	2.4	2.5	2.3
264	10/29/2024	12:49:08	2.5	2.6	2.5

265	10/29/2024	12:50:08	2.6	2.7	2.6
266	10/29/2024	12:51:08	2.5	2.6	2.6
267	10/29/2024	12:52:08	2.7	2.9	2.8
268	10/29/2024	12:53:08	2.9	2.9	2.9
269	10/29/2024	12:54:08	2.8	2.9	2.7
270	10/29/2024	12:55:08	2.8	2.8	2.8
271	10/29/2024	12:56:08	2.7	2.8	2.7
272	10/29/2024	12:57:08	2.8	2.9	2.9
273	10/29/2024	12:58:08	2.9	3.1	3.1
274	10/29/2024	12:59:08	3.1	3.2	3.2
275	10/29/2024	13:00:08	3.2	3.3	3.2
276	10/29/2024	13:01:08	3.3	3.3	3.3
277	10/29/2024	13:02:08	3.4	3.5	3.3
278	10/29/2024	13:03:08	3.2	3.3	3.2
279	10/29/2024	13:04:08	3.2	3.3	3.2
280	10/29/2024	13:05:08	3.3	3.3	3.3
281	10/29/2024	13:06:08	3.4	3.5	3.4
282	10/29/2024	13:07:08	3.4	3.5	3.5
283	10/29/2024	13:08:08	3.5	3.6	3.5
284	10/29/2024	13:09:08	3.6	3.7	3.6
285	10/29/2024	13:10:08	3.7	3.7	3.7
286	10/29/2024	13:11:08	3.7	3.9	3.9
287	10/29/2024	13:12:08	4.0	4.2	3.9
288	10/29/2024	13:13:08	3.8	3.9	3.8
289	10/29/2024	13:14:08	3.8	3.9	3.7
290	10/29/2024	13:15:08	3.7	3.8	3.8
291	10/29/2024	13:16:08	3.8	3.8	3.7
292	10/29/2024	13:17:08	3.7	3.8	3.8
293	10/29/2024	13:18:08	3.7	3.8	3.7
294	10/29/2024	13:19:08	3.7	3.7	3.7
295	10/29/2024	13:20:08	3.7	3.8	3.7
296	10/29/2024	13:21:08	3.7	3.9	3.6
297	10/29/2024	13:22:08	3.7	3.7	3.6
298	10/29/2024	13:23:08	3.7	3.8	3.8
299	10/29/2024	13:24:08	3.9	3.9	3.9
300	10/29/2024	13:25:08	3.9	3.9	3.8
301	10/29/2024	13:26:08	3.8	3.9	3.8
302	10/29/2024	13:27:08	3.8	3.9	3.8
303	10/29/2024	13:28:08	3.7	3.9	3.7
304	10/29/2024	13:29:08	3.7	3.8	3.6
305	10/29/2024	13:30:08	3.5	3.7	3.2
306	10/29/2024	13:31:08	3.2	3.3	3.1
307	10/29/2024	13:32:08	3.3	3.4	3.3
308	10/29/2024	13:33:08	3.3	3.4	3.2
309	10/29/2024	13:34:08	3.1	3.2	3.2
310	10/29/2024	13:35:08	3.3	3.3	3.3
311	10/29/2024	13:36:08	3.4	3.5	3.4
312	10/29/2024	13:37:08	3.4	3.5	3.1
313	10/29/2024	13:38:08	3.1	3.3	3.2
314	10/29/2024	13:39:08	3.4	3.5	3.5
315	10/29/2024	13:40:08	3.5	3.6	3.5
316	10/29/2024	13:41:08	3.5	3.5	3.5
317	10/29/2024	13:42:08	3.5	3.5	3.4
318	10/29/2024	13:43:08	3.4	3.5	3.4

319	10/29/2024	13:44:08	3.4	3.5	3.5
320	10/29/2024	13:45:08	3.5	3.6	3.4
321	10/29/2024	13:46:08	3.4	3.5	3.3
322	10/29/2024	13:47:08	3.4	3.5	3.5
323	10/29/2024	13:48:08	3.5	3.6	3.5
324	10/29/2024	13:49:08	3.3	3.4	3.4
325	10/29/2024	13:50:08	3.2	3.4	3.3
326	10/29/2024	13:51:08	3.3	3.4	3.2
327	10/29/2024	13:52:08	3.3	3.4	3.4
328	10/29/2024	13:53:08	3.4	3.4	3.4
329	10/29/2024	13:54:08	3.5	3.6	3.6
330	10/29/2024	13:55:08	3.6	3.7	3.6
331	10/29/2024	13:56:08	3.7	3.7	3.7
332	10/29/2024	13:57:08	3.6	3.8	3.5
333	10/29/2024	13:58:08	3.5	3.6	3.6
334	10/29/2024	13:59:08	3.6	3.6	3.6
335	10/29/2024	14:00:08	3.5	3.6	3.6
336	10/29/2024	14:01:08	3.7	3.8	3.8
337	10/29/2024	14:02:08	3.7	3.8	3.7
338	10/29/2024	14:03:08	3.6	3.7	3.6
339	10/29/2024	14:04:08	3.6	3.8	3.7
340	10/29/2024	14:05:08	3.7	3.8	3.7
341	10/29/2024	14:06:08	3.8	4.0	3.8
342	10/29/2024	14:07:08	3.7	3.8	3.7
343	10/29/2024	14:08:08	3.7	3.8	3.7
344	10/29/2024	14:09:08	3.7	3.7	3.7
345	10/29/2024	14:10:08	3.8	3.9	3.9
346	10/29/2024	14:11:08	3.8	3.9	3.7
347	10/29/2024	14:12:08	3.6	3.7	3.6
348	10/29/2024	14:13:08	3.6	3.6	3.6
349	10/29/2024	14:14:08	3.6	3.6	3.6
350	10/29/2024	14:15:08	3.7	3.7	3.7
351	10/29/2024	14:16:08	3.7	3.8	3.7
352	10/29/2024	14:17:08	3.7	3.7	3.6
353	10/29/2024	14:18:08	3.6	3.7	3.7
354	10/29/2024	14:19:08	3.7	3.8	3.8
355	10/29/2024	14:20:08	3.8	4.0	3.8
356	10/29/2024	14:21:08	3.8	3.9	3.7
357	10/29/2024	14:22:08	3.8	3.8	3.8
358	10/29/2024	14:23:08	3.8	3.9	3.9
359	10/29/2024	14:24:08	3.9	3.9	3.9
360	10/29/2024	14:25:08	4.0	4.0	4.0
361	10/29/2024	14:26:08	4.2	4.2	4.2
362	10/29/2024	14:27:08	4.1	4.2	4.0
363	10/29/2024	14:28:08	4.0	4.0	3.9
364	10/29/2024	14:29:08	3.9	4.0	4.0
365	10/29/2024	14:30:08	3.9	4.0	3.9
366	10/29/2024	14:31:08	3.9	4.0	3.8
367	10/29/2024	14:32:08	3.8	3.9	3.8
368	10/29/2024	14:33:08	3.8	3.8	3.7
369	10/29/2024	14:34:08	3.7	3.7	3.7
370	10/29/2024	14:35:08	3.8	3.9	3.8
371	10/29/2024	14:36:08	3.9	4.0	3.9
372	10/29/2024	14:37:08	3.8	3.9	3.8

373	10/29/2024	14:38:08	3.8	3.9	3.8
374	10/29/2024	14:39:08	3.8	3.9	3.8
375	10/29/2024	14:40:08	3.9	4.0	4.0
376	10/29/2024	14:41:08	3.9	4.0	3.9
377	10/29/2024	14:42:08	4.0	4.0	3.9
378	10/29/2024	14:43:08	3.9	4.0	3.9
379	10/29/2024	14:44:08	3.9	4.0	3.9
380	10/29/2024	14:45:08	4.1	4.2	4.2
381	10/29/2024	14:46:08	4.2	4.2	4.2
382	10/29/2024	14:47:08	4.1	4.2	4.2
383	10/29/2024	14:48:08	4.2	4.3	4.2
384	10/29/2024	14:49:08	4.2	4.3	4.2
385	10/29/2024	14:50:08	4.2	4.3	4.2
386	10/29/2024	14:51:08	4.2	4.3	4.2
387	10/29/2024	14:52:08	4.1	4.2	4.1
388	10/29/2024	14:53:08	4.1	4.1	4.0
389	10/29/2024	14:54:08	4.0	4.0	3.9
390	10/29/2024	14:55:08	4.0	4.0	3.9
391	10/29/2024	14:56:08	3.8	4.0	3.7
392	10/29/2024	14:57:08	3.7	3.8	3.6
393	10/29/2024	14:58:08	3.7	3.8	3.7
394	10/29/2024	14:59:08	3.7	3.7	3.7
395	10/29/2024	15:00:08	3.7	3.8	3.6
396	10/29/2024	15:01:08	3.7	3.8	3.7
397	10/29/2024	15:02:08	3.7	3.9	3.7
Peak		4.2	4.3	4.2	
Min		0.0	0.0	0.0	
Average			2.4	2.5	2.4

TWA/STEL

Index	Date/Time	PID (ppm) (TWA)	PID (ppm) (STEL)	
001	10/29/2024	08:26:08	0.0	---
002	10/29/2024	08:27:08	0.0	---
003	10/29/2024	08:28:08	0.0	---
004	10/29/2024	08:29:08	0.0	---
005	10/29/2024	08:30:08	0.0	---
006	10/29/2024	08:31:08	0.0	---
007	10/29/2024	08:32:08	0.0	---
008	10/29/2024	08:33:08	0.0	---
009	10/29/2024	08:34:08	0.0	---
010	10/29/2024	08:35:08	0.0	---
011	10/29/2024	08:36:08	0.0	---
012	10/29/2024	08:37:08	0.0	---
013	10/29/2024	08:38:08	0.0	---
014	10/29/2024	08:39:08	0.0	---
015	10/29/2024	08:40:08	0.0	0.0
016	10/29/2024	08:41:08	0.0	0.0
017	10/29/2024	08:42:08	0.0	0.1
018	10/29/2024	08:43:08	0.0	0.1
019	10/29/2024	08:44:08	0.0	0.1
020	10/29/2024	08:45:08	0.0	0.1
021	10/29/2024	08:46:08	0.0	0.1

022	10/29/2024	08:47:08	0.0	0.2
023	10/29/2024	08:48:08	0.0	0.2
024	10/29/2024	08:49:08	0.0	0.2
025	10/29/2024	08:50:08	0.0	0.2
026	10/29/2024	08:51:08	0.0	0.3
027	10/29/2024	08:52:08	0.0	0.3
028	10/29/2024	08:53:08	0.0	0.3
029	10/29/2024	08:54:08	0.0	0.4
030	10/29/2024	08:55:08	0.0	0.4
031	10/29/2024	08:56:08	0.0	0.4
032	10/29/2024	08:57:08	0.0	0.5
033	10/29/2024	08:58:08	0.0	0.5
034	10/29/2024	08:59:08	0.0	0.5
035	10/29/2024	09:00:08	0.0	0.6
036	10/29/2024	09:01:08	0.0	0.6
037	10/29/2024	09:02:08	0.0	0.6
038	10/29/2024	09:03:08	0.0	0.7
039	10/29/2024	09:04:08	0.0	0.7
040	10/29/2024	09:05:08	0.0	0.7
041	10/29/2024	09:06:08	0.0	0.7
042	10/29/2024	09:07:08	0.0	0.8
043	10/29/2024	09:08:08	0.0	0.8
044	10/29/2024	09:09:08	0.0	0.8
045	10/29/2024	09:10:08	0.0	0.8
046	10/29/2024	09:11:08	0.0	0.9
047	10/29/2024	09:12:08	0.0	0.9
048	10/29/2024	09:13:08	0.0	0.9
049	10/29/2024	09:14:08	0.0	0.9
050	10/29/2024	09:15:08	0.0	1.0
051	10/29/2024	09:16:08	0.1	1.0
052	10/29/2024	09:17:08	0.1	1.0
053	10/29/2024	09:18:08	0.1	1.0
054	10/29/2024	09:19:08	0.1	1.1
055	10/29/2024	09:20:08	0.1	1.1
056	10/29/2024	09:21:08	0.1	1.2
057	10/29/2024	09:22:08	0.1	1.2
058	10/29/2024	09:23:08	0.1	1.3
059	10/29/2024	09:24:08	0.1	1.4
060	10/29/2024	09:25:08	0.1	1.4
061	10/29/2024	09:26:08	0.1	1.5
062	10/29/2024	09:27:08	0.1	1.6
063	10/29/2024	09:28:08	0.1	1.7
064	10/29/2024	09:29:08	0.1	1.8
065	10/29/2024	09:30:08	0.1	1.9
066	10/29/2024	09:31:08	0.1	2.0
067	10/29/2024	09:32:08	0.1	2.1
068	10/29/2024	09:33:08	0.1	2.1
069	10/29/2024	09:34:08	0.1	2.2
070	10/29/2024	09:35:08	0.1	2.3
071	10/29/2024	09:36:08	0.1	2.3
072	10/29/2024	09:37:08	0.1	2.4
073	10/29/2024	09:38:08	0.1	2.4
074	10/29/2024	09:39:08	0.1	2.4
075	10/29/2024	09:40:08	0.2	2.4

076	10/29/2024	09:41:08	0.2	2.4
077	10/29/2024	09:42:08	0.2	2.4
078	10/29/2024	09:43:08	0.2	2.3
079	10/29/2024	09:44:08	0.2	2.3
080	10/29/2024	09:45:08	0.2	2.3
081	10/29/2024	09:46:08	0.2	2.2
082	10/29/2024	09:47:08	0.2	2.2
083	10/29/2024	09:48:08	0.2	2.1
084	10/29/2024	09:49:08	0.2	2.1
085	10/29/2024	09:50:08	0.2	2.1
086	10/29/2024	09:51:08	0.2	2.0
087	10/29/2024	09:52:08	0.2	2.0
088	10/29/2024	09:53:08	0.2	1.9
089	10/29/2024	09:54:08	0.2	1.9
090	10/29/2024	09:55:08	0.2	1.9
091	10/29/2024	09:56:08	0.2	2.0
092	10/29/2024	09:57:08	0.2	2.0
093	10/29/2024	09:58:08	0.2	2.0
094	10/29/2024	09:59:08	0.2	2.1
095	10/29/2024	10:00:08	0.2	2.1
096	10/29/2024	10:01:08	0.2	2.1
097	10/29/2024	10:02:08	0.2	2.2
098	10/29/2024	10:03:08	0.2	2.2
099	10/29/2024	10:04:08	0.3	2.3
100	10/29/2024	10:05:08	0.3	2.4
101	10/29/2024	10:06:08	0.3	2.5
102	10/29/2024	10:07:08	0.3	2.6
103	10/29/2024	10:08:08	0.3	2.6
104	10/29/2024	10:09:08	0.3	2.7
105	10/29/2024	10:10:08	0.3	2.8
106	10/29/2024	10:11:08	0.3	2.9
107	10/29/2024	10:12:08	0.3	2.9
108	10/29/2024	10:13:08	0.3	2.9
109	10/29/2024	10:14:08	0.3	3.0
110	10/29/2024	10:15:08	0.3	3.0
111	10/29/2024	10:16:08	0.3	3.1
112	10/29/2024	10:17:08	0.3	3.2
113	10/29/2024	10:18:08	0.3	3.2
114	10/29/2024	10:19:08	0.4	3.2
115	10/29/2024	10:20:08	0.4	3.3
116	10/29/2024	10:21:08	0.4	3.3
117	10/29/2024	10:22:08	0.4	3.3
118	10/29/2024	10:23:08	0.4	3.3
119	10/29/2024	10:24:08	0.4	3.3
120	10/29/2024	10:25:08	0.4	3.3
121	10/29/2024	10:26:08	0.4	3.3
122	10/29/2024	10:27:08	0.4	3.3
123	10/29/2024	10:28:08	0.4	3.4
124	10/29/2024	10:29:08	0.4	3.3
125	10/29/2024	10:30:08	0.4	3.3
126	10/29/2024	10:31:08	0.4	3.3
127	10/29/2024	10:32:08	0.4	3.2
128	10/29/2024	10:33:08	0.4	3.2
129	10/29/2024	10:34:08	0.4	3.1

130	10/29/2024	10:35:08	0.4	3.1
131	10/29/2024	10:36:08	0.5	3.0
132	10/29/2024	10:37:08	0.5	3.0
133	10/29/2024	10:38:08	0.5	2.9
134	10/29/2024	10:39:08	0.5	2.9
135	10/29/2024	10:40:08	0.5	2.9
136	10/29/2024	10:41:08	0.5	2.8
137	10/29/2024	10:42:08	0.5	2.8
138	10/29/2024	10:43:08	0.5	2.8
139	10/29/2024	10:44:08	0.5	2.8
140	10/29/2024	10:45:08	0.5	2.7
141	10/29/2024	10:46:08	0.5	2.7
142	10/29/2024	10:47:08	0.5	2.7
143	10/29/2024	10:48:08	0.5	2.6
144	10/29/2024	10:49:08	0.5	2.6
145	10/29/2024	10:50:08	0.5	2.6
146	10/29/2024	10:51:08	0.5	2.6
147	10/29/2024	10:52:08	0.5	2.6
148	10/29/2024	10:53:08	0.5	2.6
149	10/29/2024	10:54:08	0.5	2.6
150	10/29/2024	10:55:08	0.5	2.5
151	10/29/2024	10:56:08	0.6	2.5
152	10/29/2024	10:57:08	0.6	2.5
153	10/29/2024	10:58:08	0.6	2.5
154	10/29/2024	10:59:08	0.6	2.5
155	10/29/2024	11:00:08	0.6	2.5
156	10/29/2024	11:01:08	0.6	2.5
157	10/29/2024	11:02:08	0.6	2.5
158	10/29/2024	11:03:08	0.6	2.5
159	10/29/2024	11:04:08	0.6	2.5
160	10/29/2024	11:05:08	0.6	2.5
161	10/29/2024	11:06:08	0.6	2.4
162	10/29/2024	11:07:08	0.6	2.4
163	10/29/2024	11:08:08	0.6	2.4
164	10/29/2024	11:09:08	0.6	2.4
165	10/29/2024	11:10:08	0.6	2.4
166	10/29/2024	11:11:08	0.6	2.3
167	10/29/2024	11:12:08	0.6	2.3
168	10/29/2024	11:13:08	0.6	2.3
169	10/29/2024	11:14:08	0.6	2.3
170	10/29/2024	11:15:08	0.6	2.3
171	10/29/2024	11:16:08	0.6	2.3
172	10/29/2024	11:17:08	0.6	2.2
173	10/29/2024	11:18:08	0.6	2.2
174	10/29/2024	11:19:08	0.7	2.2
175	10/29/2024	11:20:08	0.7	2.2
176	10/29/2024	11:21:08	0.7	2.1
177	10/29/2024	11:22:08	0.7	2.1
178	10/29/2024	11:23:08	0.7	2.1
179	10/29/2024	11:24:08	0.7	2.1
180	10/29/2024	11:25:08	0.7	2.1
181	10/29/2024	11:26:08	0.7	2.1
182	10/29/2024	11:27:08	0.7	2.0
183	10/29/2024	11:28:08	0.7	2.0

184	10/29/2024	11:29:08	0.7	2.0
185	10/29/2024	11:30:08	0.7	2.0
186	10/29/2024	11:31:08	0.7	1.9
187	10/29/2024	11:32:08	0.7	1.9
188	10/29/2024	11:33:08	0.7	1.9
189	10/29/2024	11:34:08	0.7	1.9
190	10/29/2024	11:35:08	0.7	1.8
191	10/29/2024	11:36:08	0.7	1.8
192	10/29/2024	11:37:08	0.7	1.8
193	10/29/2024	11:38:08	0.7	1.8
194	10/29/2024	11:39:08	0.7	1.7
195	10/29/2024	11:40:08	0.7	1.7
196	10/29/2024	11:41:08	0.7	1.7
197	10/29/2024	11:42:08	0.7	1.7
198	10/29/2024	11:43:08	0.7	1.7
199	10/29/2024	11:44:08	0.7	1.7
200	10/29/2024	11:45:08	0.7	1.6
201	10/29/2024	11:46:08	0.7	1.6
202	10/29/2024	11:47:08	0.7	1.6
203	10/29/2024	11:48:08	0.8	1.6
204	10/29/2024	11:49:08	0.8	1.6
205	10/29/2024	11:50:08	0.8	1.6
206	10/29/2024	11:51:08	0.8	1.6
207	10/29/2024	11:52:08	0.8	1.6
208	10/29/2024	11:53:08	0.8	1.6
209	10/29/2024	11:54:08	0.8	1.6
210	10/29/2024	11:55:08	0.8	1.6
211	10/29/2024	11:56:08	0.8	1.6
212	10/29/2024	11:57:08	0.8	1.6
213	10/29/2024	11:58:08	0.8	1.6
214	10/29/2024	11:59:08	0.8	1.6
215	10/29/2024	12:00:08	0.8	1.6
216	10/29/2024	12:01:08	0.8	1.6
217	10/29/2024	12:02:08	0.8	1.6
218	10/29/2024	12:03:08	0.8	1.6
219	10/29/2024	12:04:08	0.8	1.6
220	10/29/2024	12:05:08	0.8	1.6
221	10/29/2024	12:06:08	0.8	1.6
222	10/29/2024	12:07:08	0.8	1.6
223	10/29/2024	12:08:08	0.8	1.6
224	10/29/2024	12:09:08	0.8	1.6
225	10/29/2024	12:10:08	0.8	1.6
226	10/29/2024	12:11:08	0.8	1.6
227	10/29/2024	12:12:08	0.8	1.6
228	10/29/2024	12:13:08	0.8	1.6
229	10/29/2024	12:14:08	0.8	1.6
230	10/29/2024	12:15:08	0.8	1.6
231	10/29/2024	12:16:08	0.8	1.6
232	10/29/2024	12:17:08	0.8	1.6
233	10/29/2024	12:18:08	0.8	1.6
234	10/29/2024	12:19:08	0.8	1.6
235	10/29/2024	12:20:08	0.9	1.6
236	10/29/2024	12:21:08	0.9	1.6
237	10/29/2024	12:22:08	0.9	1.7

238	10/29/2024	12:23:08	0.9	1.7
239	10/29/2024	12:24:08	0.9	1.7
240	10/29/2024	12:25:08	0.9	1.7
241	10/29/2024	12:26:08	0.9	1.7
242	10/29/2024	12:27:08	0.9	1.8
243	10/29/2024	12:28:08	0.9	1.8
244	10/29/2024	12:29:08	0.9	1.8
245	10/29/2024	12:30:08	0.9	1.8
246	10/29/2024	12:31:08	0.9	1.8
247	10/29/2024	12:32:08	0.9	1.8
248	10/29/2024	12:33:08	0.9	1.8
249	10/29/2024	12:34:08	0.9	1.8
250	10/29/2024	12:35:08	0.9	1.8
251	10/29/2024	12:36:08	0.9	1.8
252	10/29/2024	12:37:08	0.9	1.8
253	10/29/2024	12:38:08	0.9	1.8
254	10/29/2024	12:39:08	0.9	1.8
255	10/29/2024	12:40:08	0.9	1.8
256	10/29/2024	12:41:08	0.9	1.8
257	10/29/2024	12:42:08	0.9	1.8
258	10/29/2024	12:43:08	0.9	1.8
259	10/29/2024	12:44:08	0.9	1.8
260	10/29/2024	12:45:08	0.9	1.9
261	10/29/2024	12:46:08	0.9	1.9
262	10/29/2024	12:47:08	1.0	2.0
263	10/29/2024	12:48:08	1.0	2.0
264	10/29/2024	12:49:08	1.0	2.1
265	10/29/2024	12:50:08	1.0	2.2
266	10/29/2024	12:51:08	1.0	2.2
267	10/29/2024	12:52:08	1.0	2.3
268	10/29/2024	12:53:08	1.0	2.4
269	10/29/2024	12:54:08	1.0	2.4
270	10/29/2024	12:55:08	1.0	2.5
271	10/29/2024	12:56:08	1.0	2.6
272	10/29/2024	12:57:08	1.0	2.6
273	10/29/2024	12:58:08	1.0	2.7
274	10/29/2024	12:59:08	1.0	2.8
275	10/29/2024	13:00:08	1.0	2.9
276	10/29/2024	13:01:08	1.0	3.0
277	10/29/2024	13:02:08	1.0	3.0
278	10/29/2024	13:03:08	1.0	3.1
279	10/29/2024	13:04:08	1.1	3.1
280	10/29/2024	13:05:08	1.1	3.2
281	10/29/2024	13:06:08	1.1	3.2
282	10/29/2024	13:07:08	1.1	3.3
283	10/29/2024	13:08:08	1.1	3.3
284	10/29/2024	13:09:08	1.1	3.4
285	10/29/2024	13:10:08	1.1	3.5
286	10/29/2024	13:11:08	1.1	3.5
287	10/29/2024	13:12:08	1.1	3.6
288	10/29/2024	13:13:08	1.1	3.7
289	10/29/2024	13:14:08	1.1	3.7
290	10/29/2024	13:15:08	1.1	3.8
291	10/29/2024	13:16:08	1.1	3.8

292	10/29/2024	13:17:08	1.2	3.8
293	10/29/2024	13:18:08	1.2	3.8
294	10/29/2024	13:19:08	1.2	3.9
295	10/29/2024	13:20:08	1.2	3.9
296	10/29/2024	13:21:08	1.2	3.9
297	10/29/2024	13:22:08	1.2	3.9
298	10/29/2024	13:23:08	1.2	4.0
299	10/29/2024	13:24:08	1.2	4.0
300	10/29/2024	13:25:08	1.2	4.0
301	10/29/2024	13:26:08	1.2	4.0
302	10/29/2024	13:27:08	1.2	4.0
303	10/29/2024	13:28:08	1.2	4.0
304	10/29/2024	13:29:08	1.2	4.0
305	10/29/2024	13:30:08	1.3	3.9
306	10/29/2024	13:31:08	1.3	3.9
307	10/29/2024	13:32:08	1.3	3.9
308	10/29/2024	13:33:08	1.3	3.8
309	10/29/2024	13:34:08	1.3	3.8
310	10/29/2024	13:35:08	1.3	3.8
311	10/29/2024	13:36:08	1.3	3.8
312	10/29/2024	13:37:08	1.3	3.7
313	10/29/2024	13:38:08	1.3	3.7
314	10/29/2024	13:39:08	1.3	3.7
315	10/29/2024	13:40:08	1.3	3.6
316	10/29/2024	13:41:08	1.3	3.6
317	10/29/2024	13:42:08	1.3	3.6
318	10/29/2024	13:43:08	1.3	3.6
319	10/29/2024	13:44:08	1.4	3.6
320	10/29/2024	13:45:08	1.4	3.5
321	10/29/2024	13:46:08	1.4	3.6
322	10/29/2024	13:47:08	1.4	3.6
323	10/29/2024	13:48:08	1.4	3.6
324	10/29/2024	13:49:08	1.4	3.6
325	10/29/2024	13:50:08	1.4	3.6
326	10/29/2024	13:51:08	1.4	3.6
327	10/29/2024	13:52:08	1.4	3.6
328	10/29/2024	13:53:08	1.4	3.6
329	10/29/2024	13:54:08	1.4	3.7
330	10/29/2024	13:55:08	1.4	3.7
331	10/29/2024	13:56:08	1.4	3.7
332	10/29/2024	13:57:08	1.4	3.7
333	10/29/2024	13:58:08	1.5	3.7
334	10/29/2024	13:59:08	1.5	3.7
335	10/29/2024	14:00:08	1.5	3.7
336	10/29/2024	14:01:08	1.5	3.7
337	10/29/2024	14:02:08	1.5	3.8
338	10/29/2024	14:03:08	1.5	3.8
339	10/29/2024	14:04:08	1.5	3.8
340	10/29/2024	14:05:08	1.5	3.8
341	10/29/2024	14:06:08	1.5	3.8
342	10/29/2024	14:07:08	1.5	3.9
343	10/29/2024	14:08:08	1.5	3.9
344	10/29/2024	14:09:08	1.5	3.9
345	10/29/2024	14:10:08	1.5	3.9

346	10/29/2024	14:11:08	1.6	3.9
347	10/29/2024	14:12:08	1.6	3.9
348	10/29/2024	14:13:08	1.6	3.9
349	10/29/2024	14:14:08	1.6	3.9
350	10/29/2024	14:15:08	1.6	3.9
351	10/29/2024	14:16:08	1.6	3.9
352	10/29/2024	14:17:08	1.6	3.9
353	10/29/2024	14:18:08	1.6	3.9
354	10/29/2024	14:19:08	1.6	3.9
355	10/29/2024	14:20:08	1.6	4.0
356	10/29/2024	14:21:08	1.6	4.0
357	10/29/2024	14:22:08	1.6	4.0
358	10/29/2024	14:23:08	1.6	4.0
359	10/29/2024	14:24:08	1.7	4.0
360	10/29/2024	14:25:08	1.7	4.0
361	10/29/2024	14:26:08	1.7	4.0
362	10/29/2024	14:27:08	1.7	4.0
363	10/29/2024	14:28:08	1.7	4.1
364	10/29/2024	14:29:08	1.7	4.1
365	10/29/2024	14:30:08	1.7	4.1
366	10/29/2024	14:31:08	1.7	4.1
367	10/29/2024	14:32:08	1.7	4.1
368	10/29/2024	14:33:08	1.7	4.1
369	10/29/2024	14:34:08	1.7	4.1
370	10/29/2024	14:35:08	1.7	4.1
371	10/29/2024	14:36:08	1.8	4.1
372	10/29/2024	14:37:08	1.8	4.1
373	10/29/2024	14:38:08	1.8	4.1
374	10/29/2024	14:39:08	1.8	4.1
375	10/29/2024	14:40:08	1.8	4.1
376	10/29/2024	14:41:08	1.8	4.1
377	10/29/2024	14:42:08	1.8	4.1
378	10/29/2024	14:43:08	1.8	4.1
379	10/29/2024	14:44:08	1.8	4.1
380	10/29/2024	14:45:08	1.8	4.1
381	10/29/2024	14:46:08	1.8	4.1
382	10/29/2024	14:47:08	1.8	4.2
383	10/29/2024	14:48:08	1.9	4.2
384	10/29/2024	14:49:08	1.9	4.2
385	10/29/2024	14:50:08	1.9	4.3
386	10/29/2024	14:51:08	1.9	4.3
387	10/29/2024	14:52:08	1.9	4.3
388	10/29/2024	14:53:08	1.9	4.3
389	10/29/2024	14:54:08	1.9	4.3
390	10/29/2024	14:55:08	1.9	4.3
391	10/29/2024	14:56:08	1.9	4.3
392	10/29/2024	14:57:08	1.9	4.3
393	10/29/2024	14:58:08	1.9	4.3
394	10/29/2024	14:59:08	1.9	4.3
395	10/29/2024	15:00:08	1.9	4.2
396	10/29/2024	15:01:08	2.0	4.2
397	10/29/2024	15:02:08	2.0	4.2



MOVE YOUR ENVIRONMENT FORWARD

Community Air Monitoring Program Report

Project Name: 870 Stanley Ave / SSDS Pilot Test

Date: 1/23/2024

Weather: Cloudy, high of 39°F

Personnel: M. Romner

Time	Upwind		Downwind		Work Zone	
	PID (ppm)	Particulates (mg/m ³)	PID (ppm)	Particulates (mg/m ³)	PID (ppm)	Particulates (mg/m ³)
1020					0.1	
1030					0.2	
1040					0.1	
1050					0.9	
1100					0.3	
1110					0.3	
1120					0.2	
1130					0.1	
1140					0.1	
1150					0.2	
1200					0.9	
1210					1.1	
1220					0.9	
1230					1.0	
1240					1.2	
1250					0.8	
1300					0.4	
1310					0.1	
1320					0.1	
1330					0.0	
1340					0.1	
1350					0.1	
1400					1.0	
1410					0.8	
1420					1.1	
1430					0.5	

Notes: ~~Particulate~~ digital log downloaded, manual record not taken
↳ download from PostTrack II

Backgrounds PID:
taken @ 1010 ~~0.1 ppm~~
0.1 ppm

Construction Completion Report
Elton Street Groundwater - Site No. 224250
Linwood Street Groundwater – Site No. 224301
870 Stanley Avenue
Brooklyn, NY

APPENDIX E

Pilot Test Laboratory Analytical Report

February 6, 2024

Patrick Montuori
NYDEC_HRP Associates - Clifton Park, NY
1 Fairchild Square, Suite 110
Clifton Park, NY 12065

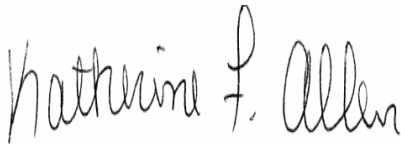
Project Location: 870 Stanley Ave, Brooklyn, NY
Client Job Number:
Project Number: DEC1021.P2
Laboratory Work Order Number: 24A2653

Enclosed are results of analyses for samples as received by the laboratory on January 26, 2024. If you have any questions concerning this report, please feel free to contact me.

Sincerely,



Raymond J. McCarthy
Project Manager



QA Officer
Katherine Allen



Laboratory Manager
Daren Damboragian

NYDEC_HRP Associates - Clifton Park, NY
1 Fairchild Square, Suite 110
Clifton Park, NY 12065
ATTN: Patrick Montuori

REPORT DATE: 2/6/2024

PURCHASE ORDER NUMBER: DEC1021.P2

PROJECT NUMBER: DEC1021.P2

ANALYTICAL SUMMARY

WORK ORDER NUMBER: 24A2653

The results of analyses performed on the following samples submitted to Con-Test, a Pace Analytical Laboratory, are found in this report.

PROJECT LOCATION: 870 Stanley Ave, Brooklyn, NY

FIELD SAMPLE #	LAB ID:	MATRIX	SAMPLE DESCRIPTION	TEST	SUB LAB
SP-1	24A2653-01	Sub Slab		- EPA TO-15	
SP-2	24A2653-02	Sub Slab		- EPA TO-15	

CASE NARRATIVE SUMMARY

All reported results are within defined laboratory quality control objectives unless listed below or otherwise qualified in this report.

EPA TO-15

Qualifications:

L-05 Laboratory fortified blank/laboratory control sample recovery is outside of control limits. Reported value for this compound is likely to be biased on the high side.

Analyte & Samples(s) Qualified:

Ethanol

24A2653-01[SP-1], 24A2653-02[SP-2], B365108-BS1

RL-11 Elevated reporting limit due to high concentration of target compounds.

Analyte & Samples(s) Qualified:

24A2653-01[SP-1], 24A2653-02[SP-2]

V-06 Continuing calibration verification (CCV) did not meet method specifications and was biased on the high side for this compound.


Analyte & Samples(s) Qualified:

Vinyl Acetate

B365108-BS1, S100032-CCV1

The results of analyses reported only relate to samples submitted to Con-Test, a Pace Analytical Laboratory, for testing.

I certify that the analyses listed above, unless specifically listed as subcontracted, if any, were performed under my direction according to the approved methodologies listed in this document, and that based upon my inquiry of those individuals immediately responsible for obtaining the information, the material contained in this report is, to the best of my knowledge and belief, accurate and complete.



Meghan E. Kelley
Reporting Specialist

ANALYTICAL RESULTS

 Project Location: 870 Stanley Ave, Brooklyn, NY
 Date Received: 1/26/2024
Field Sample #: SP-1
Sample ID: 24A2653-01
 Sample Matrix: Sub Slab
 Sampled: 1/25/2024 12:43

 Sample Description/Location:
 Sub Description/Location:
 Canister ID: 2352
 Canister Size: 3 liter
 Flow Controller ID: 4298
 Sample Type: 15 min

Work Order: 24A2653
 Initial Vacuum(in Hg): -30
 Final Vacuum(in Hg): -6
 Receipt Vacuum(in Hg): -5.1
 Flow Controller Type: Fixed-Orifice
 Flow Controller Calibration
 RPD Pre and Post-Sampling: <20%

EPA TO-15

Sample Flags: RL-11

Analyte	ppbv			Flag/Qual	ug/m3			Dilution	Date/Time		Analyst
	Results	RL	MDL		Results	RL	MDL		Analyzed		
Acetone	150	300	71	J	360	710	170	150	2/1/24	3:06	CMR
Benzene	3.8	7.5	2.3	J	12	24	7.4	150	2/1/24	3:06	CMR
Benzyl chloride	ND	7.5	4.0		ND	39	21	150	2/1/24	3:06	CMR
Bromodichloromethane	ND	7.5	2.0		ND	50	14	150	2/1/24	3:06	CMR
Bromoform	ND	7.5	2.7		ND	78	28	150	2/1/24	3:06	CMR
Bromomethane	ND	7.5	4.0		ND	29	16	150	2/1/24	3:06	CMR
1,3-Butadiene	ND	7.5	6.3		ND	17	14	150	2/1/24	3:06	CMR
2-Butanone (MEK)	140	300	84	J	420	880	250	150	2/1/24	3:06	CMR
Carbon Disulfide	ND	7.5	14		ND	230	45	150	2/1/24	3:06	CMR
Carbon Tetrachloride	ND	7.5	2.2		ND	47	14	150	2/1/24	3:06	CMR
Chlorobenzene	ND	7.5	1.9		ND	35	8.7	150	2/1/24	3:06	CMR
Chloroethane	ND	7.5	4.7		ND	20	13	150	2/1/24	3:06	CMR
Chloroform	49	7.5	2.0		240	37	9.5	150	2/1/24	3:06	CMR
Chloromethane	7.6	15	3.1	J	16	31	6.3	150	2/1/24	3:06	CMR
Cyclohexane	ND	7.5	3.3		ND	26	11	150	2/1/24	3:06	CMR
Dibromochloromethane	ND	7.5	2.0		ND	64	17	150	2/1/24	3:06	CMR
1,2-Dibromoethane (EDB)	ND	7.5	2.5		ND	58	19	150	2/1/24	3:06	CMR
1,2-Dichlorobenzene	ND	7.5	2.6		ND	45	16	150	2/1/24	3:06	CMR
1,3-Dichlorobenzene	ND	7.5	2.8		ND	45	17	150	2/1/24	3:06	CMR
1,4-Dichlorobenzene	ND	7.5	2.8		ND	45	17	150	2/1/24	3:06	CMR
Dichlorodifluoromethane (Freon 12)	3.4	7.5	3.1	J	17	37	16	150	2/1/24	3:06	CMR
1,1-Dichloroethane	11	7.5	2.4		46	30	9.7	150	2/1/24	3:06	CMR
1,2-Dichloroethane	ND	7.5	2.8		ND	30	11	150	2/1/24	3:06	CMR
1,1-Dichloroethylene	ND	7.5	2.1		ND	30	8.5	150	2/1/24	3:06	CMR
cis-1,2-Dichloroethylene	240	7.5	2.3		950	30	9.2	150	2/1/24	3:06	CMR
trans-1,2-Dichloroethylene	34	7.5	2.4		130	30	9.7	150	2/1/24	3:06	CMR
1,2-Dichloropropane	ND	7.5	2.1		ND	35	9.5	150	2/1/24	3:06	CMR
cis-1,3-Dichloropropene	ND	7.5	3.4		ND	34	15	150	2/1/24	3:06	CMR
trans-1,3-Dichloropropene	ND	7.5	3.9		ND	34	18	150	2/1/24	3:06	CMR
1,2-Dichloro-1,1,2,2-tetrafluoroethane (Freon 114)	ND	7.5	3.0		ND	52	21	150	2/1/24	3:06	CMR
1,4-Dioxane	ND	7.5	37		ND	270	130	150	2/1/24	3:06	CMR
Ethanol	480	300	200	L-05	900	570	370	150	2/1/24	3:06	CMR
Ethyl Acetate	ND	7.5	22		ND	270	78	150	2/1/24	3:06	CMR
Ethylbenzene	ND	7.5	2.2		ND	33	9.5	150	2/1/24	3:06	CMR
4-Ethyltoluene	ND	7.5	3.3		ND	37	16	150	2/1/24	3:06	CMR
Heptane	ND	7.5	4.7		ND	31	19	150	2/1/24	3:06	CMR
Hexachlorobutadiene	ND	7.5	4.3		ND	80	46	150	2/1/24	3:06	CMR
Hexane	ND	300	99		ND	1100	350	150	2/1/24	3:06	CMR
2-Hexanone (MBK)	ND	7.5	3.2		ND	31	13	150	2/1/24	3:06	CMR
Isopropanol	ND	300	95		ND	740	230	150	2/1/24	3:06	CMR
Methyl tert-Butyl Ether (MTBE)	ND	7.5	3.7		ND	27	13	150	2/1/24	3:06	CMR
Methylene Chloride	ND	7.5	20		ND	260	70	150	2/1/24	3:06	CMR
4-Methyl-2-pentanone (MIBK)	ND	7.5	4.0		ND	31	16	150	2/1/24	3:06	CMR
Naphthalene	ND	7.5	5.0		ND	39	26	150	2/1/24	3:06	CMR
Propene	ND	300	81		ND	520	140	150	2/1/24	3:06	CMR
Styrene	ND	7.5	4.0		ND	32	17	150	2/1/24	3:06	CMR
1,1,2,2-Tetrachloroethane	ND	7.5	1.9		ND	51	13	150	2/1/24	3:06	CMR

ANALYTICAL RESULTS

Project Location: 870 Stanley Ave, Brooklyn, NY
 Date Received: 1/26/2024
Field Sample #: SP-1
Sample ID: 24A2653-01
 Sample Matrix: Sub Slab
 Sampled: 1/25/2024 12:43

Sample Description/Location:
 Sub Description/Location:
 Canister ID: 2352
 Canister Size: 3 liter
 Flow Controller ID: 4298
 Sample Type: 15 min

Work Order: 24A2653
 Initial Vacuum(in Hg): -30
 Final Vacuum(in Hg): -6
 Receipt Vacuum(in Hg): -5.1
 Flow Controller Type: Fixed-Orifice
 Flow Controller Calibration
 RPD Pre and Post-Sampling: <20%

EPA TO-15

Analyte	ppbv			Flag/Qual	ug/m3			Dilution	Date/Time		Analyst
	Results	RL	MDL		Results	RL	MDL		Analyzed		
Tetrachloroethylene	11000	15	5.6		77000	100	38	300	2/1/24	3:33	CMR
Tetrahydrofuran	22	75	15	J	65	220	46	150	2/1/24	3:06	CMR
Toluene	ND	7.5	2.7		ND	28	10	150	2/1/24	3:06	CMR
1,2,4-Trichlorobenzene	ND	7.5	4.0		ND	56	30	150	2/1/24	3:06	CMR
1,1,1-Trichloroethane	12	7.5	2.3		67	41	13	150	2/1/24	3:06	CMR
1,1,2-Trichloroethane	ND	7.5	1.9		ND	41	10	150	2/1/24	3:06	CMR
Trichloroethylene	5200	7.5	3.1		28000	40	16	150	2/1/24	3:06	CMR
Trichlorofluoromethane (Freon 11)	3.3	30	3.1	J	19	170	17	150	2/1/24	3:06	CMR
1,1,2-Trichloro-1,2,2-trifluoroethane (Freon 113)	ND	30	1.7		ND	230	13	150	2/1/24	3:06	CMR
1,2,4-Trimethylbenzene	ND	7.5	3.5		ND	37	17	150	2/1/24	3:06	CMR
1,3,5-Trimethylbenzene	ND	7.5	3.9		ND	37	19	150	2/1/24	3:06	CMR
Vinyl Acetate	ND	150	27		ND	530	94	150	2/1/24	3:06	CMR
Vinyl Chloride	ND	7.5	3.4		ND	19	8.7	150	2/1/24	3:06	CMR
m&p-Xylene	ND	15	5.3		ND	65	23	150	2/1/24	3:06	CMR
o-Xylene	ND	7.5	2.7		ND	33	12	150	2/1/24	3:06	CMR

Surrogates	% Recovery	% REC Limits		
4-Bromofluorobenzene (1)	90.7	70-130	2/1/24	3:33
4-Bromofluorobenzene (1)	92.7	70-130	2/1/24	3:06

ANALYTICAL RESULTS

 Project Location: 870 Stanley Ave, Brooklyn, NY
 Date Received: 1/26/2024
Field Sample #: SP-2
Sample ID: 24A2653-02
 Sample Matrix: Sub Slab
 Sampled: 1/25/2024 14:38

 Sample Description/Location:
 Sub Description/Location:
 Canister ID: 2721
 Canister Size: 3 liter
 Flow Controller ID: 4104
 Sample Type: 15 min

Work Order: 24A2653
 Initial Vacuum(in Hg): -30
 Final Vacuum(in Hg): -7
 Receipt Vacuum(in Hg): -6.3
 Flow Controller Type: Fixed-Orifice
 Flow Controller Calibration
 RPD Pre and Post-Sampling: <20%

EPA TO-15

Sample Flags: RL-11

Analyte	ppbv			Flag/Qual	ug/m3			Dilution	Date/Time		Analyst
	Results	RL	MDL		Results	RL	MDL		Analyzed		
Acetone	120	300	71	J	270	710	170	150	2/1/24	4:02	CMR
Benzene	3.8	7.5	2.3	J	12	24	7.4	150	2/1/24	4:02	CMR
Benzyl chloride	ND	7.5	4.0		ND	39	21	150	2/1/24	4:02	CMR
Bromodichloromethane	ND	7.5	2.0		ND	50	14	150	2/1/24	4:02	CMR
Bromoform	ND	7.5	2.7		ND	78	28	150	2/1/24	4:02	CMR
Bromomethane	ND	7.5	4.0		ND	29	16	150	2/1/24	4:02	CMR
1,3-Butadiene	ND	7.5	6.3		ND	17	14	150	2/1/24	4:02	CMR
2-Butanone (MEK)	ND	300	84		ND	880	250	150	2/1/24	4:02	CMR
Carbon Disulfide	ND	75	14		ND	230	45	150	2/1/24	4:02	CMR
Carbon Tetrachloride	ND	7.5	2.2		ND	47	14	150	2/1/24	4:02	CMR
Chlorobenzene	ND	7.5	1.9		ND	35	8.7	150	2/1/24	4:02	CMR
Chloroethane	ND	7.5	4.7		ND	20	13	150	2/1/24	4:02	CMR
Chloroform	49	7.5	2.0		240	37	9.5	150	2/1/24	4:02	CMR
Chloromethane	6.6	15	3.1	J	14	31	6.3	150	2/1/24	4:02	CMR
Cyclohexane	ND	7.5	3.3		ND	26	11	150	2/1/24	4:02	CMR
Dibromochloromethane	ND	7.5	2.0		ND	64	17	150	2/1/24	4:02	CMR
1,2-Dibromoethane (EDB)	ND	7.5	2.5		ND	58	19	150	2/1/24	4:02	CMR
1,2-Dichlorobenzene	ND	7.5	2.6		ND	45	16	150	2/1/24	4:02	CMR
1,3-Dichlorobenzene	ND	7.5	2.8		ND	45	17	150	2/1/24	4:02	CMR
1,4-Dichlorobenzene	ND	7.5	2.8		ND	45	17	150	2/1/24	4:02	CMR
Dichlorodifluoromethane (Freon 12)	6.8	7.5	3.1	J	33	37	16	150	2/1/24	4:02	CMR
1,1-Dichloroethane	6.8	7.5	2.4	J	27	30	9.7	150	2/1/24	4:02	CMR
1,2-Dichloroethane	ND	7.5	2.8		ND	30	11	150	2/1/24	4:02	CMR
1,1-Dichloroethylene	ND	7.5	2.1		ND	30	8.5	150	2/1/24	4:02	CMR
cis-1,2-Dichloroethylene	170	7.5	2.3		660	30	9.2	150	2/1/24	4:02	CMR
trans-1,2-Dichloroethylene	29	7.5	2.4		110	30	9.7	150	2/1/24	4:02	CMR
1,2-Dichloropropane	ND	7.5	2.1		ND	35	9.5	150	2/1/24	4:02	CMR
cis-1,3-Dichloropropene	ND	7.5	3.4		ND	34	15	150	2/1/24	4:02	CMR
trans-1,3-Dichloropropene	ND	7.5	3.9		ND	34	18	150	2/1/24	4:02	CMR
1,2-Dichloro-1,1,2,2-tetrafluoroethane (Freon 114)	ND	7.5	3.0		ND	52	21	150	2/1/24	4:02	CMR
1,4-Dioxane	ND	75	37		ND	270	130	150	2/1/24	4:02	CMR
Ethanol	310	300	200	L-05	590	570	370	150	2/1/24	4:02	CMR
Ethyl Acetate	ND	75	22		ND	270	78	150	2/1/24	4:02	CMR
Ethylbenzene	ND	7.5	2.2		ND	33	9.5	150	2/1/24	4:02	CMR
4-Ethyltoluene	ND	7.5	3.3		ND	37	16	150	2/1/24	4:02	CMR
Heptane	ND	7.5	4.7		ND	31	19	150	2/1/24	4:02	CMR
Hexachlorobutadiene	ND	7.5	4.3		ND	80	46	150	2/1/24	4:02	CMR
Hexane	ND	300	99		ND	1100	350	150	2/1/24	4:02	CMR
2-Hexanone (MBK)	ND	7.5	3.2		ND	31	13	150	2/1/24	4:02	CMR
Isopropanol	ND	300	95		ND	740	230	150	2/1/24	4:02	CMR
Methyl tert-Butyl Ether (MTBE)	ND	7.5	3.7		ND	27	13	150	2/1/24	4:02	CMR
Methylene Chloride	ND	75	20		ND	260	70	150	2/1/24	4:02	CMR
4-Methyl-2-pentanone (MIBK)	ND	7.5	4.0		ND	31	16	150	2/1/24	4:02	CMR
Naphthalene	ND	7.5	5.0		ND	39	26	150	2/1/24	4:02	CMR
Propene	ND	300	81		ND	520	140	150	2/1/24	4:02	CMR
Styrene	ND	7.5	4.0		ND	32	17	150	2/1/24	4:02	CMR
1,1,2,2-Tetrachloroethane	ND	7.5	1.9		ND	51	13	150	2/1/24	4:02	CMR

ANALYTICAL RESULTS

Project Location: 870 Stanley Ave, Brooklyn, NY
 Date Received: 1/26/2024
Field Sample #: SP-2
Sample ID: 24A2653-02
 Sample Matrix: Sub Slab
 Sampled: 1/25/2024 14:38

Sample Description/Location:
 Sub Description/Location:
 Canister ID: 2721
 Canister Size: 3 liter
 Flow Controller ID: 4104
 Sample Type: 15 min

Work Order: 24A2653
 Initial Vacuum(in Hg): -30
 Final Vacuum(in Hg): -7
 Receipt Vacuum(in Hg): -6.3
 Flow Controller Type: Fixed-Orifice
 Flow Controller Calibration
 RPD Pre and Post-Sampling: <20%

EPA TO-15

Analyte	ppbv			Flag/Qual	ug/m3			Dilution	Date/Time		Analyst
	Results	RL	MDL		Results	RL	MDL		Analyzed		
Tetrachloroethylene	17000	30	11		110000	200	76	600	2/1/24 8:31	CMR	
Tetrahydrofuran	32	75	15	J	94	220	46	150	2/1/24 4:02	CMR	
Toluene	ND	7.5	2.7		ND	28	10	150	2/1/24 4:02	CMR	
1,2,4-Trichlorobenzene	ND	7.5	4.0		ND	56	30	150	2/1/24 4:02	CMR	
1,1,1-Trichloroethane	9.4	7.5	2.3		52	41	13	150	2/1/24 4:02	CMR	
1,1,2-Trichloroethane	ND	7.5	1.9		ND	41	10	150	2/1/24 4:02	CMR	
Trichloroethylene	3800	7.5	3.1		21000	40	16	150	2/1/24 4:02	CMR	
Trichlorofluoromethane (Freon 11)	3.2	30	3.1	J	18	170	17	150	2/1/24 4:02	CMR	
1,1,2-Trichloro-1,2,2-trifluoroethane (Freon 113)	ND	30	1.7		ND	230	13	150	2/1/24 4:02	CMR	
1,2,4-Trimethylbenzene	ND	7.5	3.5		ND	37	17	150	2/1/24 4:02	CMR	
1,3,5-Trimethylbenzene	ND	7.5	3.9		ND	37	19	150	2/1/24 4:02	CMR	
Vinyl Acetate	ND	150	27		ND	530	94	150	2/1/24 4:02	CMR	
Vinyl Chloride	ND	7.5	3.4		ND	19	8.7	150	2/1/24 4:02	CMR	
m&p-Xylene	ND	15	5.3		ND	65	23	150	2/1/24 4:02	CMR	
o-Xylene	ND	7.5	2.7		ND	33	12	150	2/1/24 4:02	CMR	

Surrogates	% Recovery	% REC Limits	
4-Bromofluorobenzene (1)	88.2	70-130	2/1/24 8:31
4-Bromofluorobenzene (1)	89.9	70-130	2/1/24 4:02

Sample Extraction Data

Prep Method: TO-15 Prep-EPA TO-15

Lab Number [Field ID]	Batch	Pressure Dilution	Pre Dilution	Pre-Dil Initial mL	Pre-Dil Final mL	Default Injection mL	Actual Injection mL	Date
24A2653-01 [SP-1]	B365108	1.5	100	10	1000	200	200	01/31/24
24A2653-01RE1 [SP-1]	B365108	1.5	100	10	1000	200	100	01/31/24
24A2653-02 [SP-2]	B365108	1.5	100	10	1000	200	200	01/31/24
24A2653-02RE1 [SP-2]	B365108	1.5	100	10	1000	200	50	01/31/24

QUALITY CONTROL
Air Toxics by EPA Compendium Methods - Quality Control

Analyte	ppbv		ug/m3		Spike Level	Source	%REC	RPD	Flag/Qual
	Results	RL	Results	RL	ppbv	Result	Limits	RPD	

Batch B365108 - TO-15 Prep
Blank (B365108-BLK1)

Prepared & Analyzed: 01/31/24

Acetone	ND	0.80
Benzene	ND	0.020
Benzyl chloride	ND	0.020
Bromodichloromethane	ND	0.020
Bromoform	ND	0.020
Bromomethane	ND	0.020
1,3-Butadiene	ND	0.020
2-Butanone (MEK)	ND	0.80
Carbon Disulfide	ND	0.20
Carbon Tetrachloride	ND	0.020
Chlorobenzene	ND	0.020
Chloroethane	ND	0.020
Chloroform	ND	0.020
Chloromethane	ND	0.040
Cyclohexane	ND	0.020
Dibromochloromethane	ND	0.020
1,2-Dibromoethane (EDB)	ND	0.020
1,2-Dichlorobenzene	ND	0.020
1,3-Dichlorobenzene	ND	0.020
1,4-Dichlorobenzene	ND	0.020
Dichlorodifluoromethane (Freon 12)	ND	0.020
1,1-Dichloroethane	ND	0.020
1,2-Dichloroethane	ND	0.020
1,1-Dichloroethylene	ND	0.020
cis-1,2-Dichloroethylene	ND	0.020
trans-1,2-Dichloroethylene	ND	0.020
1,2-Dichloropropane	ND	0.020
cis-1,3-Dichloropropene	ND	0.020
trans-1,3-Dichloropropene	ND	0.020
1,2-Dichloro-1,1,2,2-tetrafluoroethane (Freon 114)	ND	0.020
1,4-Dioxane	ND	0.20
Ethanol	ND	0.80
Ethyl Acetate	ND	0.20
Ethylbenzene	ND	0.020
4-Ethyltoluene	ND	0.020
Heptane	ND	0.020
Hexachlorobutadiene	ND	0.020
Hexane	ND	0.80
2-Hexanone (MBK)	ND	0.020
Isopropanol	ND	0.80
Methyl tert-Butyl Ether (MTBE)	ND	0.020
Methylene Chloride	ND	0.20
4-Methyl-2-pentanone (MIBK)	ND	0.020
Naphthalene	ND	0.020
Propene	ND	0.80
Styrene	ND	0.020

QUALITY CONTROL
Air Toxics by EPA Compendium Methods - Quality Control

Analyte	ppbv		ug/m3		Spike Level	Source	%REC	%REC	RPD	RPD	Flag/Qual
	Results	RL	Results	RL	ppbv	Result	Limits	RPD	Limit		

Batch B365108 - TO-15 Prep
Blank (B365108-BLK1)

Prepared & Analyzed: 01/31/24

1,1,2,2-Tetrachloroethane	ND	0.020
Tetrachloroethylene	ND	0.020
Tetrahydrofuran	ND	0.20
Toluene	ND	0.020
1,2,4-Trichlorobenzene	ND	0.020
1,1,1-Trichloroethane	ND	0.020
1,1,2-Trichloroethane	ND	0.020
Trichloroethylene	ND	0.020
Trichlorofluoromethane (Freon 11)	ND	0.080
1,1,2-Trichloro-1,2,2-trifluoroethane (Freon 113)	ND	0.080
1,2,4-Trimethylbenzene	ND	0.020
1,3,5-Trimethylbenzene	ND	0.020
Vinyl Acetate	ND	0.40
Vinyl Chloride	ND	0.020
m&p-Xylene	ND	0.040
o-Xylene	ND	0.020

<i>Surrogate: 4-Bromofluorobenzene (1)</i>	<i>7.23</i>	<i>8.00</i>	<i>90.4</i>	<i>70-130</i>
--	-------------	-------------	-------------	---------------

LCS (B365108-BS1)

Prepared & Analyzed: 01/31/24

Acetone	5.11	5.00	102	70-130
Benzene	5.25	5.00	105	70-130
Benzyl chloride	5.40	5.00	108	70-130
Bromodichloromethane	5.36	5.00	107	70-130
Bromoform	5.22	5.00	104	70-130
Bromomethane	5.55	5.00	111	70-130
1,3-Butadiene	5.20	5.00	104	70-130
2-Butanone (MEK)	4.75	5.00	95.1	70-130
Carbon Disulfide	5.74	5.00	115	70-130
Carbon Tetrachloride	4.31	5.00	86.1	70-130
Chlorobenzene	5.18	5.00	104	70-130
Chloroethane	5.12	5.00	102	70-130
Chloroform	5.53	5.00	111	70-130
Chloromethane	5.04	5.00	101	70-130
Cyclohexane	5.02	5.00	100	70-130
Dibromochloromethane	5.24	5.00	105	70-130
1,2-Dibromoethane (EDB)	5.11	5.00	102	70-130
1,2-Dichlorobenzene	5.18	5.00	104	70-130
1,3-Dichlorobenzene	5.75	5.00	115	70-130
1,4-Dichlorobenzene	5.67	5.00	113	70-130
Dichlorodifluoromethane (Freon 12)	5.57	5.00	111	70-130
1,1-Dichloroethane	5.36	5.00	107	70-130
1,2-Dichloroethane	5.35	5.00	107	70-130
1,1-Dichloroethylene	5.66	5.00	113	70-130
cis-1,2-Dichloroethylene	5.12	5.00	102	70-130
trans-1,2-Dichloroethylene	5.41	5.00	108	70-130
1,2-Dichloropropane	5.41	5.00	108	70-130

QUALITY CONTROL
Air Toxics by EPA Compendium Methods - Quality Control

Analyte	ppbv		ug/m3		Spike Level	Source	%REC	%REC	RPD	Flag/Qual
	Results	RL	Results	RL	ppbv	Result	Limits	RPD	Limit	
Batch B365108 - TO-15 Prep										
LCS (B365108-BS1)					Prepared & Analyzed: 01/31/24					
cis-1,3-Dichloropropene	5.26				5.00		105	70-130		
trans-1,3-Dichloropropene	5.40				5.00		108	70-130		
1,2-Dichloro-1,1,2,2-tetrafluoroethane (Freon 114)	5.25				5.00		105	70-130		
1,4-Dioxane	5.30				5.00		106	70-130		
Ethanol	6.77				5.00		135 *	70-130		L-05
Ethyl Acetate	4.49				5.00		89.8	70-130		
Ethylbenzene	5.43				5.00		109	70-130		
4-Ethyltoluene	5.47				5.00		109	70-130		
Heptane	5.26				5.00		105	70-130		
Hexachlorobutadiene	4.57				4.25		108	70-130		
Hexane	5.19				5.00		104	70-130		
2-Hexanone (MBK)	5.48				5.00		110	70-130		
Isopropanol	5.12				5.00		102	70-130		
Methyl tert-Butyl Ether (MTBE)	5.26				5.00		105	70-130		
Methylene Chloride	5.17				5.00		103	70-130		
4-Methyl-2-pentanone (MIBK)	5.31				5.00		106	70-130		
Naphthalene	4.55				3.68		124	70-130		
Propene	4.57				5.00		91.4	70-130		
Styrene	5.25				5.00		105	70-130		
1,1,2-Tetrachloroethane	5.81				5.00		116	70-130		
Tetrachloroethylene	4.98				5.00		99.6	70-130		
Tetrahydrofuran	3.84				5.00		76.8	70-130		
Toluene	5.27				5.00		105	70-130		
1,2,4-Trichlorobenzene	4.46				3.90		114	70-130		
1,1,1-Trichloroethane	5.12				5.00		102	70-130		
1,1,2-Trichloroethane	5.78				5.00		116	70-130		
Trichloroethylene	5.14				5.00		103	70-130		
Trichlorofluoromethane (Freon 11)	5.48				5.00		110	70-130		
1,1,2-Trichloro-1,2,2-trifluoroethane (Freon 113)	5.40				5.00		108	70-130		
1,2,4-Trimethylbenzene	5.24				5.00		105	70-130		
1,3,5-Trimethylbenzene	5.44				5.00		109	70-130		
Vinyl Acetate	6.15				5.00		123	70-130		V-06
Vinyl Chloride	5.60				5.00		112	70-130		
m&p-Xylene	11.3				10.0		113	70-130		
o-Xylene	5.46				5.00		109	70-130		
<i>Surrogate: 4-Bromofluorobenzene (1)</i>	<i>7.81</i>				<i>8.00</i>		<i>97.7</i>	<i>70-130</i>		

Note: Blank Subtraction is not performed unless otherwise noted

FLAG/QUALIFIER SUMMARY

*	QC result is outside of established limits.
†	Wide recovery limits established for difficult compound.
‡	Wide RPD limits established for difficult compound.
#	Data exceeded client recommended or regulatory level
RL	Reporting Limit
MDL	Method Detection Limit
RPD	Relative Percent Difference
LCS	Laboratory Control Sample
LCS Dup	Duplicate Laboratory Control Sample
MS	Matrix Spike Sample
MS Dup	Duplicate Matrix Spike Sample
REC	Recovery
QC	Quality Control
ppbv	Parts per billion volume
EPA	United States Environmental Protection Agency
% REC	Percent Recovery
ND	Not Detected
N/A	Not Applicable
DL	Detection Limit
NC	Not Calculated
LFB/LCS	Lab Fortified Blank/Lab Control Sample
ORP	Oxidation-Reduction Potential
wet	Not dry weight corrected
% wt	Percent weight
Kg	Kilogram
g	Gram
mg	Milligram
µg	Microgram
ng	Nanogram
L	Liter
mL	Milliliter
µL	Microliter
m ³	Cubic Meter
EPH	Extractable Petroleum Hydrocarbons
VPH	Volatile Petroleum Hydrocarbons
APH	Air Petroleum Hydrocarbons
FID	Flame Ionization Detector
PID	Photo Ionization Detector
	Percent recoveries and relative percent differences (RPDs) are determined by the software using values in the calculation which have not been rounded.
J	Detected but below the Reporting Limit (lowest calibration standard); therefore, result is an estimated concentration (CLP J-Flag).
L-05	Laboratory fortified blank/laboratory control sample recovery is outside of control limits. Reported value for this compound is likely to be biased on the high side.
RL-11	Elevated reporting limit due to high concentration of target compounds.
V-06	Continuing calibration verification (CCV) did not meet method specifications and was biased on the high side for this compound.

ANALYST

TLF Theresa L. Ferrentino
RJM Raymond J. McCarthy
KMC Kristen M Couture
CMR Catherine M. Rouleau

INTERNAL STANDARD AREA AND RT SUMMARY
EPA TO-15

Internal Standard	Response	RT	Reference Response	Reference RT	Area %	Area % Limits	RT Diff	RT Diff Limit	Q
Initial Cal Check (S091464-ICV1)			Lab File ID: L23A214020.D			Analyzed: 08/02/23 23:42			
Bromochloromethane (1)	300782	2.867	314027	2.871	96	60 - 140	-0.0040	+/-0.50	
1,4-Difluorobenzene (1)	878479	3.54	895773	3.54	98	60 - 140	0.0000	+/-0.50	
Chlorobenzene-d5 (1)	823159	5.202	837397	5.202	98	60 - 140	0.0000	+/-0.50	

INTERNAL STANDARD AREA AND RT SUMMARY
EPA TO-15

Internal Standard	Response	RT	Reference Response	Reference RT	Area %	Area % Limits	RT Diff	RT Diff Limit	Q
Calibration Check (S100032-CCV1)			Lab File ID: L24A031004.D			Analyzed: 01/31/24 13:05			
Bromochloromethane (1)	256425	2.864	314027	2.871	82	60 - 140	-0.0070	+/-0.50	
1,4-Difluorobenzene (1)	719561	3.538	895773	3.54	80	60 - 140	-0.0020	+/-0.50	
Chlorobenzene-d5 (1)	642108	5.196	837397	5.202	77	60 - 140	-0.0060	+/-0.50	
LCS (B365108-BS1)			Lab File ID: L24A031005.D			Analyzed: 01/31/24 13:31			
Bromochloromethane (1)	254965	2.864	256425	2.864	99	60 - 140	0.0000	+/-0.50	
1,4-Difluorobenzene (1)	710724	3.538	719561	3.538	99	60 - 140	0.0000	+/-0.50	
Chlorobenzene-d5 (1)	638601	5.196	642108	5.196	99	60 - 140	0.0000	+/-0.50	
Blank (B365108-BLK1)			Lab File ID: L24A031008.D			Analyzed: 01/31/24 15:04			
Bromochloromethane (1)	252865	2.864	256425	2.864	99	60 - 140	0.0000	+/-0.50	
1,4-Difluorobenzene (1)	650445	3.537	719561	3.538	90	60 - 140	-0.0010	+/-0.50	
Chlorobenzene-d5 (1)	600881	5.194	642108	5.196	94	60 - 140	-0.0020	+/-0.50	
SP-1 (24A2653-01)			Lab File ID: L24A031033.D			Analyzed: 02/01/24 03:06			
Bromochloromethane (1)	234728	2.869	256425	2.864	92	60 - 140	0.0050	+/-0.50	
1,4-Difluorobenzene (1)	634769	3.537	719561	3.538	88	60 - 140	-0.0010	+/-0.50	
Chlorobenzene-d5 (1)	598118	5.194	642108	5.196	93	60 - 140	-0.0020	+/-0.50	
SP-1 (24A2653-01RE1)			Lab File ID: L24A031034.D			Analyzed: 02/01/24 03:33			
Bromochloromethane (1)	234455	2.869	256425	2.864	91	60 - 140	0.0050	+/-0.50	
1,4-Difluorobenzene (1)	624182	3.537	719561	3.538	87	60 - 140	-0.0010	+/-0.50	
Chlorobenzene-d5 (1)	591211	5.199	642108	5.196	92	60 - 140	0.0030	+/-0.50	
SP-2 (24A2653-02)			Lab File ID: L24A031035.D			Analyzed: 02/01/24 04:02			
Bromochloromethane (1)	234799	2.864	256425	2.864	92	60 - 140	0.0000	+/-0.50	
1,4-Difluorobenzene (1)	636940	3.537	719561	3.538	89	60 - 140	-0.0010	+/-0.50	
Chlorobenzene-d5 (1)	608693	5.194	642108	5.196	95	60 - 140	-0.0020	+/-0.50	
SP-2 (24A2653-02RE1)			Lab File ID: L24A031044.D			Analyzed: 02/01/24 08:31			
Bromochloromethane (1)	230846	2.864	256425	2.864	90	60 - 140	0.0000	+/-0.50	
1,4-Difluorobenzene (1)	599141	3.537	719561	3.538	83	60 - 140	-0.0010	+/-0.50	
Chlorobenzene-d5 (1)	562975	5.194	642108	5.196	88	60 - 140	-0.0020	+/-0.50	

CONTINUING CALIBRATION CHECK

EPA TO-15

S100032-CCV1

COMPOUND	TYPE	CONC. (ppbv)		RESPONSE FACTOR			% DIFF / DRIFT	
		STD	CCV	ICAL	CCV	MIN (#)	CCV	LIMIT (#)
Acetone	A	5.00	4.90	1.122255	1.100754		-1.9	30
Benzene	A	5.00	5.23	0.7254293	0.7585803		4.6	30
Benzyl chloride	A	5.00	5.28	0.65192	0.6880861		5.5	30
Bromodichloromethane	A	5.00	5.43	0.5567047	0.60506		8.7	30
Bromoform	A	5.00	4.98	0.4926101	0.4908109		-0.4	30
Bromomethane	A	5.00	5.60	0.6308676	0.706134		11.9	30
1,3-Butadiene	A	5.00	5.25	0.551149	0.5791573		5.1	30
2-Butanone (MEK)	A	5.00	4.58	1.381604	1.264601		-8.5	30
Carbon Disulfide	A	5.00	5.58	2.063757	2.300949		11.5	30
Carbon Tetrachloride	A	5.00	4.68	0.5110368	0.4786563		-6.3	30
Chlorobenzene	A	5.00	5.34	0.7219812	0.7703252		6.7	30
Chloroethane	A	5.00	5.05	0.411751	0.4156849		1.0	30
Chloroform	A	5.00	5.48	1.439332	1.577288		9.6	30
Chloromethane	A	5.00	5.11	0.6101459	0.623908		2.3	30
Cyclohexane	A	5.00	4.90	0.3030286	0.2968677		-2.0	30
Dibromochloromethane	A	5.00	5.16	0.5644122	0.5823643		3.2	30
1,2-Dibromoethane (EDB)	A	5.00	5.19	0.5076449	0.5268447		3.8	30
1,2-Dichlorobenzene	A	5.00	4.99	0.6234765	0.6220262		-0.2	30
1,3-Dichlorobenzene	A	5.00	5.57	0.6267236	0.6980707		11.4	30
1,4-Dichlorobenzene	A	5.00	5.46	0.5801365	0.6338124		9.3	30
Dichlorodifluoromethane (Freon 12)	A	5.00	5.66	1.768079	2.000622		13.2	30
1,1-Dichloroethane	A	5.00	5.34	1.392824	1.488348		6.9	30
1,2-Dichloroethane	A	5.00	5.33	0.9772927	1.04202		6.6	30
1,1-Dichloroethylene	A	5.00	5.60	1.127187	1.262336		12.0	30
cis-1,2-Dichloroethylene	A	5.00	5.11	0.908952	0.9288891		2.2	30
trans-1,2-Dichloroethylene	A	5.00	5.40	1.128232	1.219151		8.1	30
1,2-Dichloropropane	A	5.00	5.37	0.2601948	0.2796038		7.5	30
cis-1,3-Dichloropropene	A	5.00	5.80	0.3962271	0.4597692		16.0	30
trans-1,3-Dichloropropene	A	5.00	5.06	0.3522842	0.356255		1.1	30
1,2-Dichloro-1,1,2,2-tetrafluoroethane (Freon 114)	A	5.00	5.73	1.784687	2.043707		14.5	30
1,4-Dioxane	A	5.00	4.70	0.1742852	0.1636398		-6.1	30
Ethanol	A	5.00	5.10	0.1732414	0.1765319		1.9	30
Ethyl Acetate	A	5.00	4.32	0.2390169	0.206295		-13.7	30
Ethylbenzene	A	5.00	5.53	1.176902	1.301488		10.6	30
4-Ethyltoluene	A	5.00	5.21	1.247069	1.299283		4.2	30
Heptane	A	5.00	5.07	0.2286847	0.2319436		1.4	30
Hexachlorobutadiene	A	5.00	4.58	0.4755616	0.4357273		-8.4	30
Hexane	A	5.00	4.90	0.7442178	0.728865		-2.1	30

CONTINUING CALIBRATION CHECK

EPA TO-15

S100032-CCV1

COMPOUND	TYPE	CONC. (ppbv)		RESPONSE FACTOR			% DIFF / DRIFT	
		STD	CCV	ICAL	CCV	MIN (#)	CCV	LIMIT (#)
2-Hexanone (MBK)	A	5.00	5.75	0.5993899	0.6895762		15.0	30
Isopropanol	A	5.00	5.14	1.180699	1.212687		2.7	30
Methyl tert-Butyl Ether (MTBE)	A	5.00	5.24	2.130891	2.233835		4.8	30
Methylene Chloride	A	5.00	5.22	0.8716214	0.909253		4.3	30
4-Methyl-2-pentanone (MIBK)	A	5.00	5.37	0.2414371	0.2594938		7.5	30
Naphthalene	A	5.00	4.34	0.954618	0.8294929		-13.1	30
Propene	A	5.00	4.40	0.4075236	0.358848		-11.9	30
Styrene	A	5.00	5.44	0.6680173	0.7261607		8.7	30
1,1,2,2-Tetrachloroethane	A	5.00	5.90	0.6838293	0.8070169		18.0	30
Tetrachloroethylene	A	5.00	5.10	0.4174566	0.425491		1.9	30
Tetrahydrofuran	A	5.00	4.11	0.9111963	0.7490939		-17.8	30
Toluene	A	5.00	5.29	0.9385805	0.9930541		5.8	30
1,2,4-Trichlorobenzene	A	5.00	4.39	0.3693275	0.3242669		-12.2	30
1,1,1-Trichloroethane	A	5.00	5.32	0.5075792	0.5404851		6.5	30
1,1,2-Trichloroethane	A	5.00	5.82	0.309655	0.3604154		16.4	30
Trichloroethylene	A	5.00	5.18	0.3356598	0.3477031		3.6	30
Trichlorofluoromethane (Freon 11)	A	5.00	5.46	1.816743	1.985136		9.3	30
1,1,2-Trichloro-1,2,2-trifluoroethane (Freon 113)	A	5.00	5.56	1.436582	1.598783		11.3	30
1,2,4-Trimethylbenzene	A	5.00	5.47	1.021302	1.117041		9.4	30
1,3,5-Trimethylbenzene	A	5.00	5.58	1.055296	1.176958		11.5	30
Vinyl Acetate	A	5.00	6.82	1.463541	1.996423		36.4	30 *
Vinyl Chloride	A	5.00	5.54	0.7105757	0.7878358		10.9	30
m&p-Xylene	A	10.0	11.4	0.9711506	1.107622		14.1	30
o-Xylene	A	5.00	5.67	0.9550518	1.082524		13.3	30

Column to be used to flag Response Factor and %Diff/Drift values with an asterisk

* Values outside of QC limits

CERTIFICATIONS
Certified Analyses included in this Report


Analyte	Certifications
<i>EPA TO-15 in Air</i>	
Acetone	NY,ME,NH
Benzene	FL,NJ,NY,ME,NH,VA
Benzyl chloride	FL,NJ,NY,ME,NH,VA
Bromodichloromethane	NJ,NY,ME,NH,VA
Bromoform	NJ,NY,ME,NH,VA
Bromomethane	FL,NJ,NY,ME,NH
1,3-Butadiene	NJ,NY,ME,NH,VA
2-Butanone (MEK)	FL,NJ,NY,ME,NH,VA
Carbon Disulfide	NJ,NY,ME,NH,VA
Carbon Tetrachloride	FL,NJ,NY,ME,NH,VA
Chlorobenzene	FL,NJ,NY,ME,NH,VA
Chloroethane	FL,NJ,NY,ME,NH,VA
Chloroform	FL,NJ,NY,ME,NH,VA
Chloromethane	FL,NJ,NY,ME,NH,VA
Cyclohexane	NJ,NY,ME,NH,VA
Dibromochloromethane	NY,ME,NH
1,2-Dibromoethane (EDB)	NJ,NY,ME,NH
1,2-Dichlorobenzene	FL,NJ,NY,ME,NH,VA
1,3-Dichlorobenzene	NJ,NY,ME,NH
1,4-Dichlorobenzene	FL,NJ,NY,ME,NH,VA
Dichlorodifluoromethane (Freon 12)	NY,ME,NH
1,1-Dichloroethane	FL,NJ,NY,ME,NH,VA
1,2-Dichloroethane	FL,NJ,NY,ME,NH,VA
1,1-Dichloroethylene	FL,NJ,NY,ME,NH,VA
cis-1,2-Dichloroethylene	FL,NY,ME,NH,VA
trans-1,2-Dichloroethylene	NJ,NY,ME,NH,VA
1,2-Dichloropropane	FL,NJ,NY,ME,NH,VA
cis-1,3-Dichloropropene	FL,NJ,NY,ME,NH,VA
trans-1,3-Dichloropropene	NY,ME,NH
1,2-Dichloro-1,1,2,2-tetrafluoroethane (Freon 114)	NJ,NY,ME,NH,VA
1,4-Dioxane	NJ,NY,ME,NH,VA
Ethylbenzene	FL,NJ,NY,ME,NH,VA
Heptane	NJ,NY,ME,NH,VA
Hexachlorobutadiene	NJ,NY,ME,NH,VA
Hexane	FL,NJ,NY,ME,NH,VA
Isopropanol	NY,ME,NH
Methyl tert-Butyl Ether (MTBE)	FL,NJ,NY,ME,NH,VA
Methylene Chloride	FL,NJ,NY,ME,NH,VA
4-Methyl-2-pentanone (MIBK)	FL,NJ,NY,ME,NH
Naphthalene	NY,ME,NH
Styrene	FL,NJ,NY,ME,NH,VA
1,1,2,2-Tetrachloroethane	FL,NJ,NY,ME,NH,VA
Tetrachloroethylene	FL,NJ,NY,ME,NH,VA
Toluene	FL,NJ,NY,ME,NH,VA
1,2,4-Trichlorobenzene	NJ,NY,ME,NH,VA
1,1,1-Trichloroethane	FL,NJ,NY,ME,NH,VA
1,1,2-Trichloroethane	FL,NJ,NY,ME,NH,VA

CERTIFICATIONS
Certified Analyses included in this Report

Analyte	Certifications
<i>EPA TO-15 in Air</i>	
Trichloroethylene	FL,NJ,NY,ME,NH,VA
Trichlorofluoromethane (Freon 11)	NY,ME,NH
1,1,2-Trichloro-1,2,2-trifluoroethane (Freon 113)	NJ,NY,ME,NH,VA
1,2,4-Trimethylbenzene	NJ,NY,ME,NH
1,3,5-Trimethylbenzene	NJ,NY,ME,NH
Vinyl Acetate	FL,NJ,NY,ME,NH,VA
Vinyl Chloride	FL,NJ,NY,ME,NH,VA
m&p-Xylene	FL,NJ,NY,ME,NH,VA
o-Xylene	FL,NJ,NY,ME,NH,VA

Con-Test, a Pace Environmental Laboratory, operates under the following certifications and accreditations:

Code	Description	Number	Expires
NY	New York State Department of Health	10899 NELAP	04/1/2024
NH	New Hampshire Environmental Lab	2516 NELAP	02/5/2025
NJ	New Jersey DEP	MA007 NELAP	06/30/2024
FL	Florida Department of Health	E871027 NELAP	06/30/2024
ME	State of Maine	MA00100	06/9/2025
VA	Commonwealth of Virginia	460217	12/14/2024



24A2653

Requested Turnaround Time
 7-Day 10-Day 15-Day

Due Date: _____

Business Approval Required
 1-Day 3-Day 4-Day

Data Delivery
 Format: PDF EXCEL
 Other: Category B Report

CLP Like Data Pkg Required:

Email To: Patrick Montanari, Ted Wall
 Fax To: #413-525-6405 (Tel. Mail @ http://www.pacelabs.com)

Lab Use	Client Use	Collection Data		Duration	Flow Rate	Matrix	Volume	Initial Pressure	Final Pressure	Lab Receipt Pressure
		Beginning Date/Time	Ending Date/Time							
Pace Work Order#	Client Sample ID / Description	01/25/24	01/25/24	16	0.19	SS	3	30.6	30.6	4298
		12:27	12:43	18	0.17	SS	3	30.7	30.7	4104
		14:20	14:38							

Comments:

Please use the following codes to indicate possible sample concentration within the Conc Code column above:
 H - High; M - Medium; L - Low; C - Clean; U - Unknown

Matrix Codes:
 SG = SOIL GAS
 IA = INDOOR AIR
 AMB = AMBIENT
 SS = SUB SLAB
 D = DUP
 BL = BLANK
 O = Other

Special Requirements:
 MA MCP Required
 MCP Certification Form Required
 CT RCP Required
 RCP Certification Form Required

Project Entity:
 Government Municipality MWRA WRTA Other
 Federal 21 J School Chromatogram
 City Brownfield MBTA AIHA-LAP, LLC
 PCB ONLY Soxhlet Non Soxhlet

NEIAC and AIHA-LAP, LLC Accredited

Relinquished by: (signature) [Signature] Date/Time: 01/26/24 1345

Received by: (signature) [Signature] Date/Time: 1/26/24 1345

Relinquished by: (signature) [Signature] Date/Time: 1/26/24 1405

Received by: (signature) [Signature] Date/Time: 1/26/24 1425

Relinquished by: (signature) [Signature] Date/Time: _____

Received by: (signature) _____ Date/Time: _____





DC#_ Title: ENV-FRM-ELON-0009 v04_Air Sample Receiving Checklist

Effective Date: 07/13/2023

Log In Back-Sheet

Login Sample Receipt Checklist – (Rejection Criteria Listing – Using Acceptance Policy)
Any False statement will be brought to the attention of the Client – True or False

Client NYDEC - HRP
 Project _____
 MCP/RCP Required _____
 Deliverable Package Requirement COT B
 Location 870 Stanley Ave, Brooklyn, NY
 PWSID# (When Applicable) _____
 Arrival Method Courier
 Received By / Date / Time KMC 1126/24 1425
 Back-Sheet By / Date / Time KMC 1129/24 0900
 Temperature Method _____ # _____
 Temp ≤ 6° C Actual Temperature _____
 Rush Samples: Yes / No _____ Notify _____
 Short Hold: Yes / No _____ Notify _____

	True	False
Received on Ice	<input type="checkbox"/>	<input checked="" type="checkbox"/>
Received in Cooler	<input type="checkbox"/>	<input checked="" type="checkbox"/>
Custody Seal: DATE _____ TIME _____	<input type="checkbox"/>	<input checked="" type="checkbox"/>
COC Relinquished	<input checked="" type="checkbox"/>	<input type="checkbox"/>
COC/Samples Labels Agree	<input checked="" type="checkbox"/>	<input type="checkbox"/>
All Samples in Good Condition	<input checked="" type="checkbox"/>	<input type="checkbox"/>
Samples Received within Holding Time	<input checked="" type="checkbox"/>	<input type="checkbox"/>
Is there enough Volume	<input checked="" type="checkbox"/>	<input type="checkbox"/>
Proper Media/Container Used	<input checked="" type="checkbox"/>	<input type="checkbox"/>
Individually Certified Cans	<input type="checkbox"/>	<input checked="" type="checkbox"/>
Trip Blanks	<input type="checkbox"/>	<input checked="" type="checkbox"/>
COC Legible	<input checked="" type="checkbox"/>	<input type="checkbox"/>
COC Included: (Check all included)		
Client <input checked="" type="checkbox"/>	Analysis <input checked="" type="checkbox"/>	Sampler Name <input checked="" type="checkbox"/>
Project <input checked="" type="checkbox"/>	IDs <input checked="" type="checkbox"/>	Collection Date/Time <input checked="" type="checkbox"/>

Notes regarding Samples/COC outside of SOP:

Container	#	Size	Regulator	Duration	Accessories		
Summa Cans	2	3L	2	15min	Nut/Ferrule	2	IC Train
Tedlar Bags					Tubing		
TO-17 Tubes					T-Connector		Shipping Charges
Radiello					Syringe		
Pufs/ TO-11					Tedlar		

Can #'s	5	10	15	Regs #'s	5	10	15
1	2352			1	4298		
2	2721			2	4104		
3				3			
4				4			
Unused Media	4	9	14	Pufs/TO-17's	5	10	15
1				1			
2				2			
3				3			
4				4			

Qualtrax ID: 127034

Page 1 of 1



Air Sampling Media Certificate of Analysis

Date Analyzed: 1/4/2024 **Batch #:** 24CC0009

Certification Type: *Batch Certified* *Individual Certified*

Media Type: *Summa Canister* *Flow Controllers*

Media IDs:			
	BC2352	BC2721	

Note: Two ID's grouped together, for example BC2136/BC3145, represents matched pairs of certified summa canisters and flow controllers.

Units: PPBv

<0.80	Propene	<0.04	Vinyl acetate	<0.02	Dibromchloromethane
<0.02	Dichlorodifluoromethane	<0.20	Hexane	<0.02	1,2-Dibromomethane
<0.04	Chloromethane	<0.02	Ethyl acetate	<0.02	Tetrachloroethylene
<0.02	Freon 114	<0.02	Chloroform	<0.02	Chlorobenzene
<0.02	Vinyl chloride	<0.02	Tetrahydrofuran	<0.02	Ethylbenzene
<0.02	1,3-Butadiene	<0.02	1,2-Dichloroethane	<0.04	m,p-Xylenes
<0.02	Bromomethane	<0.02	1,1,1-Trichloroethane	<0.02	Bromoform
<0.02	Chloroethane	<0.02	Benzene	<0.02	Styrene
<0.08	Acrolein	<0.02	Carbon Tetrachloride	<0.02	o-Xylene
<0.80	Acetone	<0.02	Cyclohexane	<0.02	1,1,1,2,2-Tetrachloroethane
<0.20	Trichlorofluoromethane	<0.02	1,2-Dichloropropane	<0.02	4-Ethyltoluene
<0.80	Ethanol	<0.02	Bromodichloromethane	<0.02	1,3,5-Trimethylbenzene
<0.02	1,1-Dichloroethylene	<0.02	Trichloroethylene	<0.02	1,2,4-Trimethylbenzene
<0.20	Methylene chloride	<0.02	1,4-Dioxane	<0.02	1,3-Dichlorobenzene
<0.20	Freon 113	<0.02	Methylmethacrylate	<0.02	Benzyl chloride
<0.2	Carbon disulfide	<0.02	Heptane	<0.02	1,4-Dichlorobenzene
<0.02	t-1,2-Dichloroethylene	<0.02	MIBK	<0.02	1,2-Dichlorobenzene
<0.02	1,1-Dichloroethane	<0.02	c-1,3-Dichloropropylene	<0.04	1,2,4-Trichlorobenzene
<0.02	MTBE	<0.02	t-1,3-Dichloropropylene	<0.02	Naphthalene
<0.80	IPA	<0.02	1,1,2-Trichloroethylene	<0.02	Hexachlorobutadiene
<0.20	2-Butanone (MEK)	<0.02	Toluene		
<0.02	c-1,2-Dichloroethylene	<0.02	2-Hexanone (MBK)		

Special Notes: _____

Analyst Initials/Date: KMC 2/2/24

Construction Completion Report
Elton Street Groundwater - Site No. 224250
Linwood Street Groundwater – Site No. 224301
870 Stanley Avenue
Brooklyn, NY

APPENDIX F

AERSCREEN Results

**Sub-Slab Depressurization System (SSDS) Pilot Test
870 Stanley Avenue, Brooklyn, New York 11208
EMISSIONS CALCULATIONS**

Blower Specifications						
P_s (inHg)	P_{act} (inHg)	T_s (°R)	T_{act} (°F)	Flow Rate		
				(scfm)*	(acfm)	(m ³ /hr)
29.92	30	520	70	92.1	94	159

Note:

1) Flow rate was converted from standard cubic feet per minute to actual cubic feet per minute using the following equation:

$$acfm = scfm \times (P_s/P_{act}) \times [(T_{act} + 459.67)/T_s]$$

where: P_s = Pressure at Standard Conditions (inHg)

P_{act} = Actual Pressure On-Site, Estimated (inHg)

T_s = Temperature at Standard Conditions (°R)

T_{act} = Actual Temperature On-Site, Estimated (°F)

* flow rate in scfm recorded during pilot test of SP-2 at 90% vacuum Suction Point 2 (SP-2; Effluent 2) during pilot testing activities conducted on January 25, 2024

Emissions Calculations							
Pollutant	CAS No.	Concentration			Estimated Emissions		Potential Emissions
		Effluent 1	Effluent 2	Maximum Observed	(g/hr)	(lb/hr)	(TPY)
		(µg/m ³)	(µg/m ³)	(µg/m ³)			
Acetone	67-64-1	360	270	360	0.06	1.26E-04	5.53E-04
Benzene	71-43-2	12	12	12.0	0.00	4.21E-06	1.84E-05
Chloroform	67-66-3	240	240	240	0.04	8.41E-05	3.68E-04
Chloromethane	74-87-3	16	14	16.0	0.00	5.61E-06	2.46E-05
Dichlorodifluoromethane (Freon 12)	75-71-8	17	33	33.0	0.01	1.16E-05	0.00
1,1-Dichloroethane	75-34-3	46	27	46	7.31E-03	1.61E-05	7.06E-05
cis-1,2-Dichloroethylene	156-59-2	950	660	950	0.15	3.33E-04	1.46E-03
trans-1,2-Dichloroethylene	156-60-5	130	110	130	0.02	4.56E-05	2.00E-04
Ethanol	64-17-5	900	590	900	0.14	3.15E-04	1.38E-03
Tetrachloroethylene	127-18-4	77,000	110,000	110,000	17.49	3.86E-02	1.69E-01
Tetrahydrofuran	109-99-9	65	94	94	0.01	3.29E-05	1.44E-04
Methyl Chloroform	71-55-6	67	52	67	0.01	2.35E-05	1.03E-04
Trichloroethylene	79-01-6	28,000	21,000	28,000	4.45	9.81E-03	4.30E-02
Trichlorofluoromethane (Freon 11)	75-69-4	19	18	19.0	0.00	6.66E-06	2.92E-05
Methyl Ethyl Ketone	78-93-3	420	0	420	0.07	1.47E-04	0.00
Total VOC				141,287	22.46	0.05	0.22

Notes:

- 1) Effluent concentrations from the sub-slab depressurization pilot test are based on laboratory analysis of influent vapor samples collected from Suction Point 1 (SP-1; Effluent 1) and Suction Point 2 (SP-2; Effluent 2) during pilot testing activities conducted on January 25, 2024. The maximum observed concentration from the two samples was multiplied by the maximum blower flow rate to estimate air emissions.
- 2) Potential Emissions assume operating 8,760 hours per year.
- 3) CAS No. - Chemical Abstracts Service Number
- 4) µg/m³ - micrograms per cubic meter
- 5) g/hr - grams per hour
- 6) lbs/hr - pounds per hour
- 7) TPY - tons per year

**Sub-Slab Depressurization System (SSDS) Pilot Test
870 Stanley Avenue, Brooklyn, New York 11208
AERSCREEN AIR IMPACTS ANALYSIS**

Stack Parameters								Building Dimensions			
Stack Height		Stack Diameter	Exhaust Flow Rate	Exhaust Temperature	Distance to Property Line	Building Angle to North	Direction of Stack	Distance to Stack from Center	Height	Length	Width
(ft)	(m)	(in)	(acfm)	(°F)	(ft)	(°)	(°)	(ft)	(ft)	(ft)	(ft)
25	7.6200	4	94	70	0	64	250	100	20	200	190

AERSCREEN Maximum Impacts (1 lb/hr Basis)			
Maximum 1-Hour Concentration	Scaled 8-Hour Concentration	Scaled 24-Hour Concentration	Scaled Annual Concentration
($\mu\text{g}/\text{m}^3$)	($\mu\text{g}/\text{m}^3$)	($\mu\text{g}/\text{m}^3$)	($\mu\text{g}/\text{m}^3$)
1,128	1,015	676.9	112.8

Guideline Concentration Analysis							
Pollutant	CAS No.	Estimated Emissions		Estimated 1-Hour Maximum Impact	SGC	Estimated Annual Maximum Impact	AGC
		(lb/hr)	(TPY)	($\mu\text{g}/\text{m}^3$)	($\mu\text{g}/\text{m}^3$)	($\mu\text{g}/\text{m}^3$)	($\mu\text{g}/\text{m}^3$)
Acetone	67-64-1	0.0001261638	0.0005525975	0.14	180,000	0.01	30,000
Benzene	71-43-2	0.000042055	0.000184199	0.00	27	0.00	0.13
Chloroform	67-66-3	0.0000841092	0.0003683984	0.09	150	0.01	14.7
Chloromethane	74-87-3	0.0000056073	0.0000245599	0.01	22,000	0.00	90
Dichlorodifluoromethane (Freon 12)	75-71-8	0.0000115650	0.0000506548	0.01	---	0.00	12,000
1,1-Dichloroethane	75-34-3	0.0000161209	0.0000706097	0.02	---	0.00	0.63
cis-1,2-Dichloroethylene	156-59-2	0.0003329323	0.0014582435	0.38	---	0.04	63
trans-1,2-Dichloroethylene	156-60-5	0.0000455592	0.0001995491	0.05	---	0.01	63
Ethanol	64-17-5	0.0003154096	0.0013814939	0.36	---	0.04	45,000
Tetrachloroethylene	127-18-4	0.0385500570	0.1688492497	43.48	300	4.35	3.8
Tetrahydrofuran	109-99-9	0.0000329428	0.0001442894	0.04	30,000	0.00	350
Methyl Chloroform	71-55-6	0.0000234805	0.0001028445	0.03	9,000	0.00	5,000
Trichloroethylene	79-01-6	0.0098127418	0.0429798090	11.07	20	1.11	0.21
Trichlorofluoromethane (Freon 11)	75-69-4	0.0000066586	0.0000291649	0.01	9,000	0.00	5,000
Methyl Ethyl Ketone	78-93-3	0.0001471911	0.0006446971	0.17	13,000	0.02	5,000

Note:

- 1) AERSCREEN maximum impacts were modeled on a 1 pound per hour basis. The maximum 1-hour concentration and scaled annual concentration were each scaled by the actual emission rate of each pollutant in order to estimate the maximum short-term (i.e., 1-hour) and annual impacts. These impacts were compared to the Short-Term Guideline Concentration (SGC) and Annual Guideline Concentration (AGC) presented in NYSDEC guidance document DAR-1.
- 2) Bold values denote exceedance to SGC or AGC
- 3) --- = Standard not promulgated

Construction Completion Report
Elton Street Groundwater - Site No. 224250
Linwood Street Groundwater – Site No. 224301
870 Stanley Avenue
Brooklyn, NY

APPENDIX G

System Effluent Laboratory Analytical Report



ANALYTICAL REPORT

Lab Number:	L2464965
Client:	NYDEC_HRP Associates Inc. 1 Fairchild Square, Suite 110 Clifton Park, NY 12065
ATTN:	Patrick Montuori
Phone:	(518) 877-7701
Project Name:	870 STANLEY SSDS
Project Number:	DEC-224250/224301
Report Date:	11/13/24

The original project report/data package is held by Alpha Analytical. This report/data package is paginated and should be reproduced only in its entirety. Alpha Analytical holds no responsibility for results and/or data that are not consistent with the original.

Certifications & Approvals: MA (M-MA030), NH NELAP (2062), CT (PH-0825), DoD (L2474), FL (E87814), IL (200081), IN (C-MA-04), KY (KY98046), LA (85084), ME (MA00030), MD (350), MI (9110), MN (025-999-495), NJ (MA015), NY (11627), NC (685), OR (MA-0262), PA (68-02089), RI (LAO00299), TX (T104704419), VT (VT-0015), VA (460194), WA (C954), US Army Corps of Engineers, USDA (Permit #525-23-107-88708A1), USFWS (Permit #A24920).

320 Forbes Boulevard, Mansfield, MA 02048-1806
508-822-9300 (Fax) 508-822-3288 800-624-9220 - www.alphalab.com



Project Name: 870 STANLEY SSDS
Project Number: DEC-224250/224301

Lab Number: L2464965
Report Date: 11/13/24

Alpha Sample ID	Client ID	Matrix	Sample Location	Collection Date/Time	Receive Date
L2464965-01	PRE-CARBON	SOIL_VAPOR	870 STANLEY AVE	11/05/24 13:35	11/06/24
L2464965-02	MID-CARBON	SOIL_VAPOR	870 STANLEY AVE	11/05/24 13:36	11/06/24
L2464965-03	POST-CARBON	SOIL_VAPOR	870 STANLEY AVE	11/05/24 13:37	11/06/24

Project Name: 870 STANLEY SSDS
Project Number: DEC-224250/224301

Lab Number: L2464965
Report Date: 11/13/24

Case Narrative

The samples were received in accordance with the Chain of Custody and no significant deviations were encountered during the preparation or analysis unless otherwise noted. Sample Receipt, Container Information, and the Chain of Custody are located at the back of the report.

Results contained within this report relate only to the samples submitted under this Alpha Lab Number and meet NELAP requirements for all NELAP accredited parameters unless otherwise noted in the following narrative. The data presented in this report is organized by parameter (i.e. VOC, SVOC, etc.). Sample specific Quality Control data (i.e. Surrogate Spike Recovery) is reported at the end of the target analyte list for each individual sample, followed by the Laboratory Batch Quality Control at the end of each parameter. Tentatively Identified Compounds (TICs), if requested, are reported for compounds identified to be present and are not part of the method/program Target Compound List, even if only a subset of the TCL are being reported. If a sample was re-analyzed or re-extracted due to a required quality control corrective action and if both sets of data are reported, the Laboratory ID of the re-analysis or re-extraction is designated with an "R" or "RE", respectively.

When multiple Batch Quality Control elements are reported (e.g. more than one LCS), the associated samples for each element are noted in the grey shaded header line of each data table. Any Laboratory Batch, Sample Specific % recovery or RPD value that is outside the listed Acceptance Criteria is bolded in the report. In reference to questions H (CAM) or 4 (RCP) when "NO" is checked, the performance criteria for CAM and RCP methods allow for some quality control failures to occur and still be within method compliance. In these instances, the specific failure is not narrated but noted in the associated QC Outlier Summary Report, located directly after the Case Narrative. QC information is also incorporated in the Data Usability Assessment table (Format 11) of our Data Merger tool, where it can be reviewed in conjunction with the sample result, associated regulatory criteria and any associated data usability implications.

Soil/sediments and solids are reported on a dry weight basis unless otherwise noted. Tissues are reported "as received" or on a wet weight basis, unless otherwise noted. Definitions of all data qualifiers and acronyms used in this report are provided in the Glossary located at the back of the report.

HOLD POLICY - For samples submitted on hold, Alpha's policy is to hold samples (with the exception of Air canisters) free of charge for 21 calendar days from the date the project is completed. After 21 calendar days, we will dispose of all samples submitted including those put on hold unless you have contacted your Alpha Project Manager and made arrangements for Alpha to continue to hold the samples. Air canisters will be disposed after 3 business days from the date the project is completed.

Please contact Project Management at 800-624-9220 with any questions.

Project Name: 870 STANLEY SSDS
Project Number: DEC-224250/224301

Lab Number: L2464965
Report Date: 11/13/24

Case Narrative (continued)

Volatile Organics in Air

Canisters were released from the laboratory on October 31, 2024. The canister certification data is provided as an addendum.

Report Submission

All non-detect (ND) or estimated concentrations (J-qualified) have been quantitated to the limit noted in the MDL column.

L2464965-01D2: The sample has elevated detection limits due to the dilution required by the elevated concentrations of target compounds in the sample.

L2464965-01D2: Prior to sample analysis, the canisters were pressurized with UHP Nitrogen. The pressurization resulted in a dilution of the sample. The reporting limits have been elevated accordingly.

L2464965-01D: The sample was re-analyzed on dilution in order to quantitate the results within the calibration range. The result(s) should be considered estimated, and are qualified with an E flag, for any compound(s) that exceeded the calibration range in the initial analysis. The re-analysis was performed only for the compound(s) that exceeded the calibration range.

L2464965-01D: The sample has elevated detection limits due to the dilution required by the elevated concentrations of target compounds in the sample.

L2464965-01D: Prior to sample analysis, the canisters were pressurized with UHP Nitrogen. The pressurization resulted in a dilution of the sample. The reporting limits have been elevated accordingly.

L2464965-01D3: Prior to sample analysis, the canisters were pressurized with UHP Nitrogen. The

Project Name: 870 STANLEY SSDS
Project Number: DEC-224250/224301

Lab Number: L2464965
Report Date: 11/13/24

Case Narrative (continued)

pressurization resulted in a dilution of the sample. The reporting limits have been elevated accordingly.

L2464965-01D3: The sample has elevated detection limits due to the dilution required by the elevated concentrations of target compounds in the sample.

L2464965-02D: The sample has elevated detection limits due to the dilution required by the elevated concentrations of non-target compounds in the sample.

L2464965-02D: Prior to sample analysis, the canisters were pressurized with UHP Nitrogen. The pressurization resulted in a dilution of the sample. The reporting limits have been elevated accordingly.

L2464965-03D: The sample has elevated detection limits due to the dilution required by the elevated concentrations of non-target compounds in the sample.

I, the undersigned, attest under the pains and penalties of perjury that, to the best of my knowledge and belief and based upon my personal inquiry of those responsible for providing the information contained in this analytical report, such information is accurate and complete. This certificate of analysis is not complete unless this page accompanies any and all pages of this report.

Authorized Signature:  Christopher J. Anderson

Title: Technical Director/Representative

Date: 11/13/24

AIR

Project Name: 870 STANLEY SSDS
Project Number: DEC-224250/224301

Lab Number: L2464965
Report Date: 11/13/24

SAMPLE RESULTS

Lab ID: L2464965-01 D
 Client ID: PRE-CARBON
 Sample Location: 870 STANLEY AVE

Date Collected: 11/05/24 13:35
 Date Received: 11/06/24
 Field Prep: Not Specified

Sample Depth:
 Matrix: Soil_Vapor
 Analytical Method: 48,TO-15-SIM
 Analytical Date: 11/13/24 04:23
 Analyst: KJD

Parameter	ppbV			ug/m3			Qualifier	Dilution Factor
	Results	RL	MDL	Results	RL	MDL		
Volatile Organics in Air by SIM - Mansfield Air Lab								
Dichlorodifluoromethane	1.82	0.286	0.071	9.00	1.41	0.352		1.429
Chloromethane	0.327	0.286	0.108	0.675	0.591	0.223		1.429
Freon-114	0.017	0.071	0.009	0.120	0.499	0.064	J	1.429
Vinyl chloride	0.096	0.029	0.013	0.245	0.073	0.032		1.429
Bromomethane	ND	0.029	0.013	ND	0.111	0.052		1.429
Chloroethane	ND	0.143	0.056	ND	0.377	0.149		1.429
Ethanol	33.2	7.14	1.93	62.6	13.5	3.64		1.429
Trichlorofluoromethane	0.590	0.071	0.013	3.32	0.401	0.074		1.429
1,1-Dichloroethene	0.087	0.029	0.011	0.345	0.113	0.044		1.429
Tert-Butyl Alcohol	0.223	0.714	0.191	0.676	2.16	0.579	J	1.429
Methylene chloride	0.486	0.714	0.157	1.69	2.48	0.545	J	1.429
Freon-113	0.070	0.071	0.012	0.537	0.547	0.090	J	1.429
trans-1,2-Dichloroethene	31.6	0.029	0.013	125	0.113	0.051		1.429
1,1-Dichloroethane	2.32	0.029	0.012	9.39	0.116	0.050		1.429
Methyl tert butyl ether	ND	0.286	0.037	ND	1.03	0.134		1.429
2-Butanone	150	0.714	0.188	442	2.11	0.554	E	1.429
cis-1,2-Dichloroethene	152	0.029	0.015	603	0.113	0.058	E	1.429
Chloroform	23.4	0.029	0.010	114	0.140	0.049		1.429
1,2-Dichloroethane	0.017	0.029	0.012	0.069	0.116	0.048	J	1.429
n-Hexane	0.317	0.286	0.067	1.12	1.01	0.237		1.429
1,1,1-Trichloroethane	4.08	0.029	0.008	22.3	0.156	0.046		1.429
Benzene	1.16	0.143	0.043	3.71	0.457	0.136		1.429
Carbon tetrachloride	0.077	0.029	0.016	0.485	0.180	0.099		1.429



Project Name: 870 STANLEY SSDS
Project Number: DEC-224250/224301

Lab Number: L2464965
Report Date: 11/13/24

SAMPLE RESULTS

Lab ID: L2464965-01 D
 Client ID: PRE-CARBON
 Sample Location: 870 STANLEY AVE

Date Collected: 11/05/24 13:35
 Date Received: 11/06/24
 Field Prep: Not Specified

Sample Depth:

Parameter	ppbV			ug/m3			Qualifier	Dilution Factor
	Results	RL	MDL	Results	RL	MDL		
Volatile Organics in Air by SIM - Mansfield Air Lab								
Cyclohexane	0.193	0.286	0.045	0.664	0.984	0.154	J	1.429
1,2-Dichloropropane	ND	0.029	0.012	ND	0.132	0.055		1.429
Bromodichloromethane	ND	0.029	0.011	ND	0.192	0.071		1.429
1,4-Dioxane	ND	0.143	0.049	ND	0.515	0.177		1.429
Trichloroethene	989	0.029	0.009	5320	0.154	0.046	E	1.429
2,2,4-Trimethylpentane	ND	0.286	0.053	ND	1.34	0.247		1.429
Heptane	0.113	0.286	0.045	0.463	1.17	0.183	J	1.429
cis-1,3-Dichloropropene	ND	0.029	0.017	ND	0.130	0.076		1.429
4-Methyl-2-pentanone	ND	0.714	0.273	ND	2.93	1.12		1.429
trans-1,3-Dichloropropene	ND	0.029	0.016	ND	0.130	0.075		1.429
1,1,2-Trichloroethane	0.154	0.029	0.014	0.840	0.156	0.075		1.429
Toluene	0.652	0.143	0.024	2.46	0.539	0.089		1.429
Dibromochloromethane	ND	0.029	0.011	ND	0.244	0.097		1.429
1,2-Dibromoethane	ND	0.029	0.013	ND	0.220	0.100		1.429
Tetrachloroethene	1180	0.029	0.011	8000	0.194	0.072	E	1.429
Chlorobenzene	ND	0.143	0.037	ND	0.659	0.169		1.429
Ethylbenzene	0.123	0.029	0.012	0.534	0.124	0.053		1.429
p/m-Xylene	0.431	0.057	0.026	1.87	0.248	0.112		1.429
Bromoform	ND	0.029	0.016	ND	0.296	0.163		1.429
Styrene	0.101	0.029	0.011	0.430	0.122	0.048		1.429
1,1,2,2-Tetrachloroethane	ND	0.029	0.010	ND	0.196	0.066		1.429
o-Xylene	0.181	0.029	0.012	0.786	0.124	0.054		1.429
1,3,5-Trimethylbenzene	0.224	0.029	0.014	1.10	0.141	0.067		1.429
1,2,4-Trimethylbenzene	0.710	0.029	0.011	3.49	0.141	0.053		1.429
Benzyl chloride	ND	0.143	0.047	ND	0.740	0.245		1.429
1,3-Dichlorobenzene	ND	0.029	0.011	ND	0.172	0.066		1.429



Project Name: 870 STANLEY SSDS
Project Number: DEC-224250/224301

Lab Number: L2464965
Report Date: 11/13/24

SAMPLE RESULTS

Lab ID: L2464965-01 D
 Client ID: PRE-CARBON
 Sample Location: 870 STANLEY AVE

Date Collected: 11/05/24 13:35
 Date Received: 11/06/24
 Field Prep: Not Specified

Sample Depth:

Parameter	ppbV			ug/m3			Qualifier	Dilution Factor
	Results	RL	MDL	Results	RL	MDL		
Volatile Organics in Air by SIM - Mansfield Air Lab								
1,4-Dichlorobenzene	0.024	0.029	0.011	0.146	0.172	0.064	J	1.429
1,2-Dichlorobenzene	ND	0.029	0.009	ND	0.172	0.053		1.429
1,2,4-Trichlorobenzene	ND	0.071	0.021	ND	0.530	0.154		1.429
Naphthalene	0.157	0.071	0.030	0.823	0.374	0.157		1.429
Hexachlorobutadiene	ND	0.071	0.016	ND	0.762	0.167		1.429

Internal Standard	% Recovery	Qualifier	Acceptance Criteria
1,4-difluorobenzene	96		60-140
bromochloromethane	97		60-140
chlorobenzene-d5	94		60-140

Project Name: 870 STANLEY SSDS**Lab Number:** L2464965**Project Number:** DEC-224250/224301**Report Date:** 11/13/24**SAMPLE RESULTS**

Lab ID: L2464965-01 D2

Date Collected: 11/05/24 13:35

Client ID: PRE-CARBON

Date Received: 11/06/24

Sample Location: 870 STANLEY AVE

Field Prep: Not Specified

Sample Depth:

Matrix: Soil_Vapor

Analytical Method: 48,TO-15-SIM

Analytical Date: 11/13/24 10:17

Analyst: KJD

Parameter	ppbV			ug/m3			Qualifier	Dilution Factor
	Results	RL	MDL	Results	RL	MDL		
Volatile Organics in Air by SIM - Mansfield Air Lab								
2-Butanone	121	50.2	13.2	357	148	38.9		100.4
cis-1,2-Dichloroethene	118	2.01	1.02	468	7.97	4.04		100.4
Trichloroethene	2230	2.01	0.602	12000	10.8	3.24		100.4

Internal Standard	% Recovery	Qualifier	Acceptance Criteria
1,4-difluorobenzene	96		60-140
bromochloromethane	99		60-140
chlorobenzene-d5	97		60-140



Project Name: 870 STANLEY SSDS
Project Number: DEC-224250/224301

Lab Number: L2464965
Report Date: 11/13/24

SAMPLE RESULTS

Lab ID: L2464965-01 D3
 Client ID: PRE-CARBON
 Sample Location: 870 STANLEY AVE

Date Collected: 11/05/24 13:35
 Date Received: 11/06/24
 Field Prep: Not Specified

Sample Depth:
 Matrix: Soil_Vapor
 Analytical Method: 48,TO-15-SIM
 Analytical Date: 11/13/24 11:10
 Analyst: KJD

Parameter	ppbV			ug/m3			Qualifier	Dilution Factor
	Results	RL	MDL	Results	RL	MDL		
Volatile Organics in Air by SIM - Mansfield Air Lab								
Tetrachloroethene	6040	4.03	1.49	41000	27.3	10.1		201.6

Internal Standard	% Recovery	Qualifier	Acceptance Criteria
1,4-difluorobenzene	97		60-140
bromochloromethane	100		60-140
chlorobenzene-d5	98		60-140



Project Name: 870 STANLEY SSDS
Project Number: DEC-224250/224301

Lab Number: L2464965
Report Date: 11/13/24

SAMPLE RESULTS

Lab ID: L2464965-02 D
 Client ID: MID-CARBON
 Sample Location: 870 STANLEY AVE

Date Collected: 11/05/24 13:36
 Date Received: 11/06/24
 Field Prep: Not Specified

Sample Depth:
 Matrix: Soil_Vapor
 Analytical Method: 48,TO-15-SIM
 Analytical Date: 11/13/24 03:45
 Analyst: KJD

Parameter	ppbV			ug/m3			Qualifier	Dilution Factor
	Results	RL	MDL	Results	RL	MDL		
Volatile Organics in Air by SIM - Mansfield Air Lab								
Dichlorodifluoromethane	0.276	0.747	0.186	1.36	3.69	0.920	J	3.737
Chloromethane	0.366	0.747	0.282	0.756	1.54	0.582	J	3.737
Freon-114	ND	0.187	0.024	ND	1.31	0.167		3.737
Vinyl chloride	ND	0.075	0.033	ND	0.191	0.084		3.737
Bromomethane	ND	0.075	0.035	ND	0.290	0.136		3.737
Chloroethane	ND	0.374	0.148	ND	0.987	0.391		3.737
Ethanol	13.4	18.7	5.04	25.2	35.2	9.50	J	3.737
Trichlorofluoromethane	ND	0.187	0.034	ND	1.05	0.193		3.737
1,1-Dichloroethene	ND	0.075	0.029	ND	0.296	0.114		3.737
Tert-Butyl Alcohol	ND	1.87	0.501	ND	5.67	1.52		3.737
Methylene chloride	ND	1.87	0.411	ND	6.50	1.43		3.737
Freon-113	ND	0.187	0.031	ND	1.43	0.238		3.737
trans-1,2-Dichloroethene	ND	0.075	0.034	ND	0.296	0.133		3.737
1,1-Dichloroethane	ND	0.075	0.032	ND	0.302	0.130		3.737
Methyl tert butyl ether	ND	0.747	0.098	ND	2.69	0.352		3.737
2-Butanone	61.5	1.87	0.493	181	5.52	1.45		3.737
cis-1,2-Dichloroethene	ND	0.075	0.038	ND	0.296	0.151		3.737
Chloroform	ND	0.075	0.027	ND	0.365	0.129		3.737
1,2-Dichloroethane	ND	0.075	0.031	ND	0.302	0.125		3.737
n-Hexane	ND	0.747	0.176	ND	2.63	0.620		3.737
1,1,1-Trichloroethane	ND	0.075	0.022	ND	0.408	0.120		3.737
Benzene	ND	0.374	0.111	ND	1.19	0.355		3.737
Carbon tetrachloride	ND	0.075	0.041	ND	0.470	0.259		3.737



Project Name: 870 STANLEY SSDS
Project Number: DEC-224250/224301

Lab Number: L2464965
Report Date: 11/13/24

SAMPLE RESULTS

Lab ID: L2464965-02 D
 Client ID: MID-CARBON
 Sample Location: 870 STANLEY AVE

Date Collected: 11/05/24 13:36
 Date Received: 11/06/24
 Field Prep: Not Specified

Sample Depth:

Parameter	ppbV			ug/m3			Qualifier	Dilution Factor
	Results	RL	MDL	Results	RL	MDL		
Volatile Organics in Air by SIM - Mansfield Air Lab								
Cyclohexane	ND	0.747	0.117	ND	2.57	0.403		3.737
1,2-Dichloropropane	ND	0.075	0.031	ND	0.345	0.143		3.737
Bromodichloromethane	ND	0.075	0.028	ND	0.500	0.185		3.737
1,4-Dioxane	ND	0.374	0.128	ND	1.35	0.461		3.737
Trichloroethene	0.064	0.075	0.022	0.341	0.401	0.120	J	3.737
2,2,4-Trimethylpentane	ND	0.747	0.138	ND	3.49	0.645		3.737
Heptane	ND	0.747	0.117	ND	3.06	0.479		3.737
cis-1,3-Dichloropropene	ND	0.075	0.044	ND	0.339	0.200		3.737
4-Methyl-2-pentanone	ND	1.87	0.714	ND	7.66	2.93		3.737
trans-1,3-Dichloropropene	ND	0.075	0.043	ND	0.339	0.195		3.737
1,1,2-Trichloroethane	ND	0.075	0.036	ND	0.408	0.198		3.737
Toluene	0.213	0.374	0.062	0.803	1.41	0.234	J	3.737
Dibromochloromethane	ND	0.075	0.030	ND	0.636	0.255		3.737
1,2-Dibromoethane	ND	0.075	0.034	ND	0.574	0.261		3.737
Tetrachloroethene	0.187	0.075	0.028	1.27	0.507	0.187		3.737
Chlorobenzene	ND	0.374	0.096	ND	1.72	0.444		3.737
Ethylbenzene	0.071	0.075	0.032	0.308	0.324	0.138	J	3.737
p/m-Xylene	0.239	0.149	0.067	1.04	0.647	0.292		3.737
Bromoform	ND	0.075	0.042	ND	0.772	0.429		3.737
Styrene	0.049	0.075	0.030	0.207	0.318	0.126	J	3.737
1,1,2,2-Tetrachloroethane	ND	0.075	0.025	ND	0.513	0.172		3.737
o-Xylene	0.112	0.075	0.033	0.486	0.324	0.141		3.737
1,3,5-Trimethylbenzene	0.172	0.075	0.036	0.846	0.367	0.176		3.737
1,2,4-Trimethylbenzene	0.673	0.075	0.028	3.31	0.367	0.140		3.737
Benzyl chloride	ND	0.374	0.124	ND	1.94	0.642		3.737
1,3-Dichlorobenzene	ND	0.075	0.029	ND	0.449	0.173		3.737



Project Name: 870 STANLEY SSDS**Lab Number:** L2464965**Project Number:** DEC-224250/224301**Report Date:** 11/13/24**SAMPLE RESULTS**

Lab ID: L2464965-02 D
 Client ID: MID-CARBON
 Sample Location: 870 STANLEY AVE

Date Collected: 11/05/24 13:36
 Date Received: 11/06/24
 Field Prep: Not Specified

Sample Depth:

Parameter	ppbV			ug/m3			Qualifier	Dilution Factor
	Results	RL	MDL	Results	RL	MDL		
Volatile Organics in Air by SIM - Mansfield Air Lab								
1,4-Dichlorobenzene	ND	0.075	0.028	ND	0.449	0.168		3.737
1,2-Dichlorobenzene	ND	0.075	0.023	ND	0.449	0.139		3.737
1,2,4-Trichlorobenzene	ND	0.187	0.055	ND	1.39	0.405		3.737
Naphthalene	ND	0.187	0.079	ND	0.981	0.412		3.737
Hexachlorobutadiene	ND	0.187	0.041	ND	1.99	0.438		3.737

Internal Standard	% Recovery	Qualifier	Acceptance Criteria
1,4-difluorobenzene	95		60-140
bromochloromethane	96		60-140
chlorobenzene-d5	96		60-140



Project Name: 870 STANLEY SSDS
Project Number: DEC-224250/224301

Lab Number: L2464965
Report Date: 11/13/24

SAMPLE RESULTS

Lab ID: L2464965-03 D
 Client ID: POST-CARBON
 Sample Location: 870 STANLEY AVE

Date Collected: 11/05/24 13:37
 Date Received: 11/06/24
 Field Prep: Not Specified

Sample Depth:
 Matrix: Soil_Vapor
 Analytical Method: 48,TO-15-SIM
 Analytical Date: 11/13/24 09:05
 Analyst: KJD

Parameter	ppbV			ug/m3			Qualifier	Dilution Factor
	Results	RL	MDL	Results	RL	MDL		
Volatile Organics in Air by SIM - Mansfield Air Lab								
Dichlorodifluoromethane	ND	1.00	0.250	ND	4.94	1.24		5
Chloromethane	0.455	1.00	0.378	0.940	2.07	0.781	J	5
Freon-114	ND	0.250	0.032	ND	1.75	0.224		5
Vinyl chloride	ND	0.100	0.044	ND	0.256	0.112		5
Bromomethane	ND	0.100	0.047	ND	0.388	0.183		5
Chloroethane	ND	0.500	0.198	ND	1.32	0.522		5
Ethanol	10.8	25.0	6.75	20.3	47.1	12.7	J	5
Trichlorofluoromethane	0.105	0.250	0.046	0.590	1.40	0.259	J	5
1,1-Dichloroethene	ND	0.100	0.039	ND	0.396	0.153		5
Tert-Butyl Alcohol	ND	2.50	0.670	ND	7.58	2.03		5
Methylene chloride	6.28	2.50	0.550	21.8	8.69	1.91		5
Freon-113	ND	0.250	0.042	ND	1.92	0.318		5
trans-1,2-Dichloroethene	ND	0.100	0.045	ND	0.396	0.178		5
1,1-Dichloroethane	ND	0.100	0.043	ND	0.405	0.174		5
Methyl tert butyl ether	ND	1.00	0.130	ND	3.61	0.469		5
2-Butanone	55.7	2.50	0.660	164	7.37	1.95		5
cis-1,2-Dichloroethene	ND	0.100	0.051	ND	0.396	0.202		5
Chloroform	0.290	0.100	0.036	1.42	0.488	0.173		5
1,2-Dichloroethane	ND	0.100	0.042	ND	0.405	0.168		5
n-Hexane	ND	1.00	0.236	ND	3.52	0.832		5
1,1,1-Trichloroethane	ND	0.100	0.030	ND	0.546	0.161		5
Benzene	ND	0.500	0.149	ND	1.60	0.476		5
Carbon tetrachloride	ND	0.100	0.055	ND	0.629	0.346		5



Project Name: 870 STANLEY SSDS
Project Number: DEC-224250/224301

Lab Number: L2464965
Report Date: 11/13/24

SAMPLE RESULTS

Lab ID: L2464965-03 D
 Client ID: POST-CARBON
 Sample Location: 870 STANLEY AVE

Date Collected: 11/05/24 13:37
 Date Received: 11/06/24
 Field Prep: Not Specified

Sample Depth:

Parameter	ppbV			ug/m3			Qualifier	Dilution Factor
	Results	RL	MDL	Results	RL	MDL		
Volatile Organics in Air by SIM - Mansfield Air Lab								
Cyclohexane	ND	1.00	0.156	ND	3.44	0.537		5
1,2-Dichloropropane	ND	0.100	0.042	ND	0.462	0.192		5
Bromodichloromethane	ND	0.100	0.037	ND	0.670	0.248		5
1,4-Dioxane	ND	0.500	0.172	ND	1.80	0.620		5
Trichloroethene	0.190	0.100	0.030	1.02	0.537	0.161		5
2,2,4-Trimethylpentane	ND	1.00	0.185	ND	4.67	0.864		5
Heptane	ND	1.00	0.156	ND	4.10	0.639		5
cis-1,3-Dichloropropene	ND	0.100	0.059	ND	0.454	0.268		5
4-Methyl-2-pentanone	ND	2.50	0.955	ND	10.2	3.91		5
trans-1,3-Dichloropropene	ND	0.100	0.058	ND	0.454	0.261		5
1,1,2-Trichloroethane	ND	0.100	0.049	ND	0.546	0.265		5
Toluene	0.175	0.500	0.083	0.659	1.88	0.313	J	5
Dibromochloromethane	ND	0.100	0.040	ND	0.852	0.341		5
1,2-Dibromoethane	ND	0.100	0.046	ND	0.769	0.350		5
Tetrachloroethene	0.380	0.100	0.037	2.58	0.678	0.251		5
Chlorobenzene	ND	0.500	0.129	ND	2.30	0.594		5
Ethylbenzene	0.090	0.100	0.043	0.391	0.434	0.185	J	5
p/m-Xylene	0.265	0.200	0.090	1.15	0.869	0.391		5
Bromoform	ND	0.100	0.056	ND	1.03	0.574		5
Styrene	ND	0.100	0.040	ND	0.426	0.168		5
1,1,2,2-Tetrachloroethane	ND	0.100	0.034	ND	0.687	0.230		5
o-Xylene	0.130	0.100	0.044	0.565	0.434	0.189		5
1,3,5-Trimethylbenzene	0.110	0.100	0.048	0.541	0.492	0.236		5
1,2,4-Trimethylbenzene	0.425	0.100	0.038	2.09	0.492	0.187		5
Benzyl chloride	ND	0.500	0.166	ND	2.59	0.860		5
1,3-Dichlorobenzene	ND	0.100	0.039	ND	0.601	0.231		5



Project Name: 870 STANLEY SSDS
Project Number: DEC-224250/224301

Lab Number: L2464965
Report Date: 11/13/24

SAMPLE RESULTS

Lab ID: L2464965-03 D
 Client ID: POST-CARBON
 Sample Location: 870 STANLEY AVE

Date Collected: 11/05/24 13:37
 Date Received: 11/06/24
 Field Prep: Not Specified

Sample Depth:

Parameter	ppbV			ug/m3			Qualifier	Dilution Factor
	Results	RL	MDL	Results	RL	MDL		
Volatile Organics in Air by SIM - Mansfield Air Lab								
1,4-Dichlorobenzene	ND	0.100	0.038	ND	0.601	0.225		5
1,2-Dichlorobenzene	ND	0.100	0.031	ND	0.601	0.186		5
1,2,4-Trichlorobenzene	ND	0.250	0.073	ND	1.86	0.542		5
Naphthalene	ND	0.250	0.105	ND	1.31	0.551		5
Hexachlorobutadiene	ND	0.250	0.055	ND	2.67	0.587		5

Internal Standard	% Recovery	Qualifier	Acceptance Criteria
1,4-difluorobenzene	96		60-140
bromochloromethane	97		60-140
chlorobenzene-d5	97		60-140



Project Name: 870 STANLEY SSDS

Lab Number: L2464965

Project Number: DEC-224250/224301

Report Date: 11/13/24

Method Blank Analysis Batch Quality Control

Analytical Method: 48,TO-15-SIM

Analytical Date: 11/12/24 18:53

Parameter	ppbV			ug/m3			Qualifier	Dilution Factor
	Results	RL	MDL	Results	RL	MDL		
Volatile Organics in Air by SIM - Mansfield Air Lab for sample(s): 01-03 Batch: WG1996470-4								
Dichlorodifluoromethane	ND	0.200	0.050	ND	0.989	0.247		1
Chloromethane	ND	0.200	0.076	ND	0.413	0.156		1
Freon-114	ND	0.050	0.006	ND	0.349	0.045		1
Vinyl chloride	ND	0.020	0.009	ND	0.051	0.023		1
Bromomethane	ND	0.020	0.009	ND	0.078	0.037		1
Chloroethane	ND	0.100	0.040	ND	0.264	0.104		1
Ethanol	ND	5.00	1.35	ND	9.42	2.54		1
Trichlorofluoromethane	ND	0.050	0.009	ND	0.281	0.052		1
1,1-Dichloroethene	ND	0.020	0.008	ND	0.079	0.031		1
Tert-Butyl Alcohol	ND	0.500	0.134	ND	1.52	0.406		1
Methylene chloride	ND	0.500	0.110	ND	1.74	0.382		1
Freon-113	ND	0.050	0.008	ND	0.383	0.064		1
trans-1,2-Dichloroethene	ND	0.020	0.009	ND	0.079	0.036		1
1,1-Dichloroethane	ND	0.020	0.009	ND	0.081	0.035		1
Methyl tert butyl ether	ND	0.200	0.026	ND	0.721	0.094		1
2-Butanone	ND	0.500	0.132	ND	1.47	0.389		1
cis-1,2-Dichloroethene	ND	0.020	0.010	ND	0.079	0.040		1
Chloroform	ND	0.020	0.007	ND	0.098	0.035		1
1,2-Dichloroethane	ND	0.020	0.008	ND	0.081	0.034		1
n-Hexane	ND	0.200	0.047	ND	0.705	0.166		1
1,1,1-Trichloroethane	ND	0.020	0.006	ND	0.109	0.032		1
Benzene	ND	0.100	0.030	ND	0.319	0.095		1
Carbon tetrachloride	ND	0.020	0.011	ND	0.126	0.069		1
Cyclohexane	ND	0.200	0.031	ND	0.688	0.108		1
1,2-Dichloropropane	ND	0.020	0.008	ND	0.092	0.038		1



Project Name: 870 STANLEY SSDS

Lab Number: L2464965

Project Number: DEC-224250/224301

Report Date: 11/13/24

Method Blank Analysis Batch Quality Control

Analytical Method: 48,TO-15-SIM

Analytical Date: 11/12/24 18:53

Parameter	ppbV			ug/m3			Qualifier	Dilution Factor
	Results	RL	MDL	Results	RL	MDL		
Volatile Organics in Air by SIM - Mansfield Air Lab for sample(s): 01-03 Batch: WG1996470-4								
Bromodichloromethane	ND	0.020	0.007	ND	0.134	0.050		1
1,4-Dioxane	ND	0.100	0.034	ND	0.360	0.124		1
Trichloroethene	ND	0.020	0.006	ND	0.107	0.032		1
2,2,4-Trimethylpentane	ND	0.200	0.037	ND	0.934	0.173		1
Heptane	ND	0.200	0.031	ND	0.820	0.128		1
cis-1,3-Dichloropropene	ND	0.020	0.012	ND	0.091	0.054		1
4-Methyl-2-pentanone	ND	0.500	0.191	ND	2.05	0.783		1
trans-1,3-Dichloropropene	ND	0.020	0.012	ND	0.091	0.052		1
1,1,2-Trichloroethane	ND	0.020	0.010	ND	0.109	0.053		1
Toluene	ND	0.100	0.017	ND	0.377	0.063		1
Dibromochloromethane	ND	0.020	0.008	ND	0.170	0.068		1
1,2-Dibromoethane	ND	0.020	0.009	ND	0.154	0.070		1
Tetrachloroethene	ND	0.020	0.007	ND	0.136	0.050		1
Chlorobenzene	ND	0.100	0.026	ND	0.461	0.119		1
Ethylbenzene	ND	0.020	0.009	ND	0.087	0.037		1
p/m-Xylene	ND	0.040	0.018	ND	0.174	0.078		1
Bromoform	ND	0.020	0.011	ND	0.207	0.115		1
Styrene	ND	0.020	0.008	ND	0.085	0.034		1
1,1,2,2-Tetrachloroethane	ND	0.020	0.007	ND	0.137	0.046		1
o-Xylene	ND	0.020	0.009	ND	0.087	0.038		1
1,3,5-Trimethylbenzene	ND	0.020	0.010	ND	0.098	0.047		1
1,2,4-Trimethylbenzene	ND	0.020	0.008	ND	0.098	0.037		1
Benzyl chloride	ND	0.100	0.033	ND	0.518	0.172		1
1,3-Dichlorobenzene	ND	0.020	0.008	ND	0.120	0.046		1
1,4-Dichlorobenzene	ND	0.020	0.008	ND	0.120	0.045		1

Project Name: 870 STANLEY SSDS

Lab Number: L2464965

Project Number: DEC-224250/224301

Report Date: 11/13/24

Method Blank Analysis Batch Quality Control

Analytical Method: 48,TO-15-SIM

Analytical Date: 11/12/24 18:53

Parameter	ppbV			ug/m3			Qualifier	Dilution Factor
	Results	RL	MDL	Results	RL	MDL		
Volatile Organics in Air by SIM - Mansfield Air Lab for sample(s): 01-03 Batch: WG1996470-4								
1,2-Dichlorobenzene	ND	0.020	0.006	ND	0.120	0.037		1
1,2,4-Trichlorobenzene	ND	0.050	0.015	ND	0.371	0.108		1
Naphthalene	ND	0.050	0.021	ND	0.262	0.110		1
Hexachlorobutadiene	ND	0.050	0.011	ND	0.533	0.117		1

Lab Control Sample Analysis

Batch Quality Control

Project Name: 870 STANLEY SSDS
Project Number: DEC-224250/224301

Lab Number: L2464965
Report Date: 11/13/24

Parameter	LCS		LCSD		%Recovery Limits	RPD	Qual	RPD Limits
	%Recovery	Qual	%Recovery	Qual				
Volatile Organics in Air by SIM - Mansfield Air Lab Associated sample(s): 01-03 Batch: WG1996470-3								
Dichlorodifluoromethane	108		-		70-130	-		25
Chloromethane	95		-		70-130	-		25
Freon-114	104		-		70-130	-		25
Vinyl chloride	104		-		70-130	-		25
Bromomethane	104		-		70-130	-		25
Chloroethane	106		-		70-130	-		25
Ethanol	111		-		40-160	-		25
Trichlorofluoromethane	93		-		70-130	-		25
1,1-Dichloroethene	112		-		70-130	-		25
Tert-Butyl Alcohol ¹	88		-		70-130	-		25
Methylene chloride	115		-		70-130	-		25
Freon-113	108		-		70-130	-		25
trans-1,2-Dichloroethene	104		-		70-130	-		25
1,1-Dichloroethane	107		-		70-130	-		25
Methyl tert butyl ether	90		-		70-130	-		25
2-Butanone	109		-		70-130	-		25
cis-1,2-Dichloroethene	108		-		70-130	-		25
Chloroform	107		-		70-130	-		25
1,2-Dichloroethane	110		-		70-130	-		25
n-Hexane	114		-		70-130	-		25
1,1,1-Trichloroethane	107		-		70-130	-		25
Benzene	107		-		70-130	-		25
Carbon tetrachloride	116		-		70-130	-		25

Lab Control Sample Analysis

Batch Quality Control

Project Name: 870 STANLEY SSDS
Project Number: DEC-224250/224301

Lab Number: L2464965
Report Date: 11/13/24

Parameter	LCS %Recovery	Qual	LCSD %Recovery	Qual	%Recovery Limits	RPD	Qual	RPD Limits
Volatile Organics in Air by SIM - Mansfield Air Lab Associated sample(s): 01-03 Batch: WG1996470-3								
Cyclohexane	112		-		70-130	-		25
1,2-Dichloropropane	108		-		70-130	-		25
Bromodichloromethane	118		-		70-130	-		25
1,4-Dioxane	108		-		70-130	-		25
Trichloroethene	109		-		70-130	-		25
2,2,4-Trimethylpentane	114		-		70-130	-		25
Heptane	108		-		70-130	-		25
cis-1,3-Dichloropropene	115		-		70-130	-		25
4-Methyl-2-pentanone	105		-		70-130	-		25
trans-1,3-Dichloropropene	118		-		70-130	-		25
1,1,2-Trichloroethane	110		-		70-130	-		25
Toluene	98		-		70-130	-		25
Dibromochloromethane	123		-		70-130	-		25
1,2-Dibromoethane	116		-		70-130	-		25
Tetrachloroethene	98		-		70-130	-		25
Chlorobenzene	112		-		70-130	-		25
Ethylbenzene	106		-		70-130	-		25
p/m-Xylene	110		-		70-130	-		25
Bromoform	126		-		70-130	-		25
Styrene	122		-		70-130	-		25
1,1,2,2-Tetrachloroethane	115		-		70-130	-		25
o-Xylene	111		-		70-130	-		25
1,3,5-Trimethylbenzene	118		-		70-130	-		25

Lab Control Sample Analysis

Batch Quality Control

Project Name: 870 STANLEY SSDS
Project Number: DEC-224250/224301

Lab Number: L2464965
Report Date: 11/13/24

Parameter	LCS %Recovery	Qual	LCSD %Recovery	Qual	%Recovery Limits	RPD	Qual	RPD Limits
Volatile Organics in Air by SIM - Mansfield Air Lab Associated sample(s): 01-03 Batch: WG1996470-3								
1,2,4-Trimethylbenzene	121		-		70-130	-		25
Benzyl chloride	116		-		70-130	-		25
1,3-Dichlorobenzene	130		-		70-130	-		25
1,4-Dichlorobenzene	125		-		70-130	-		25
1,2-Dichlorobenzene	122		-		70-130	-		25
1,2,4-Trichlorobenzene	113		-		70-130	-		25
Naphthalene	107		-		70-130	-		25
Hexachlorobutadiene	116		-		70-130	-		25

Project Name: 870 STANLEY SSDS

Project Number: DEC-224250/224301

Serial_No:11132416:41
Lab Number: L2464965

Report Date: 11/13/24

Canister and Flow Controller Information

Samplenum	Client ID	Media ID	Media Type	Date Prepared	Bottle Order	Cleaning Batch ID	Can Leak Check	Initial Pressure (in. Hg)	Pressure on Receipt (in. Hg)	Flow Controller Leak Chk	Flow Out mL/min	Flow In mL/min	% RPD
L2464965-01	PRE-CARBON	02336	Flow 1	10/31/24	491624		-	-	-	Pass	144	154	7
L2464965-01	PRE-CARBON	2556	2.7L Can	10/31/24	491624	L2461041-02	Pass	-30.1	-10.1	-	-	-	-
L2464965-02	MID-CARBON	0302	Flow 1	10/31/24	491624		-	-	-	Pass	144	146	1
L2464965-02	MID-CARBON	2373	2.7L Can	10/31/24	491624	L2461041-02	Pass	-30.1	-9.0	-	-	-	-
L2464965-03	POST-CARBON	0494	Flow 1	10/31/24	491624		-	-	-	Pass	144	147	2
L2464965-03	POST-CARBON	3213	2.7L Can	10/31/24	491624	L2461041-02	Pass	-30.1	-9.3	-	-	-	-

Project Name: BATCH CANISTER CERTIFICATION
Project Number: CANISTER QC BAT

Lab Number: L2461041
Report Date: 11/13/24

Air Canister Certification Results

Lab ID: L2461041-02
Client ID: CAN 370 SHELF 21
Sample Location:

Date Collected: 10/19/24 12:00
Date Received: 10/21/24
Field Prep: Not Specified

Sample Depth:
Matrix: Air
Analytical Method: 48,TO-15
Analytical Date: 10/24/24 22:53
Analyst: JFI

Parameter	ppbV			ug/m3			Qualifier	Dilution Factor
	Results	RL	MDL	Results	RL	MDL		
Volatile Organics in Air - Mansfield Lab								
Chlorodifluoromethane	ND	0.200	0.046	ND	0.707	0.164		1
Propylene	ND	0.500	0.135	ND	0.861	0.232		1
Propane	ND	0.500	0.152	ND	0.902	0.274		1
Dichlorodifluoromethane	ND	0.200	0.076	ND	0.989	0.374		1
Chloromethane	ND	0.200	0.058	ND	0.413	0.119		1
Freon-114	ND	0.200	0.050	ND	1.40	0.352		1
Methanol	ND	5.00	3.03	ND	6.55	3.97		1
Vinyl chloride	ND	0.200	0.058	ND	0.511	0.149		1
1,3-Butadiene	ND	0.200	0.062	ND	0.442	0.137		1
Butane	ND	0.200	0.080	ND	0.475	0.190		1
Bromomethane	ND	0.200	0.055	ND	0.777	0.212		1
Chloroethane	ND	0.200	0.065	ND	0.528	0.171		1
Ethanol	ND	5.00	1.74	ND	9.42	3.28		1
Dichlorofluoromethane	ND	0.200	0.112	ND	0.842	0.471		1
Vinyl bromide	ND	0.200	0.072	ND	0.874	0.316		1
Acrolein	ND	0.500	0.149	ND	1.15	0.342		1
Acetone	ND	1.00	0.515	ND	2.38	1.22		1
Acetonitrile	ND	0.200	0.101	ND	0.336	0.170		1
Trichlorofluoromethane	ND	0.200	0.079	ND	1.12	0.442		1
Isopropanol	ND	0.500	0.272	ND	1.23	0.669		1
Acrylonitrile	ND	0.500	0.089	ND	1.09	0.194		1
Pentane	ND	0.200	0.113	ND	0.590	0.333		1
Ethyl ether	ND	0.200	0.085	ND	0.606	0.259		1
1,1-Dichloroethene	ND	0.200	0.057	ND	0.793	0.225		1



Project Name: BATCH CANISTER CERTIFICATION
Project Number: CANISTER QC BAT

Lab Number: L2461041
Report Date: 11/13/24

Air Canister Certification Results

Lab ID: L2461041-02
 Client ID: CAN 370 SHELF 21
 Sample Location:

Date Collected: 10/19/24 12:00
 Date Received: 10/21/24
 Field Prep: Not Specified

Sample Depth:

Parameter	ppbV			ug/m3			Qualifier	Dilution Factor
	Results	RL	MDL	Results	RL	MDL		
Volatile Organics in Air - Mansfield Lab								
Tertiary butyl Alcohol	ND	0.500	0.132	ND	1.52	0.400		1
Methylene chloride	ND	0.500	0.125	ND	1.74	0.434		1
3-Chloropropene	ND	0.200	0.086	ND	0.626	0.269		1
Carbon disulfide	ND	0.200	0.047	ND	0.623	0.145		1
Freon-113	ND	0.200	0.051	ND	1.53	0.388		1
trans-1,2-Dichloroethene	ND	0.200	0.076	ND	0.793	0.299		1
1,1-Dichloroethane	ND	0.200	0.057	ND	0.809	0.230		1
Methyl tert butyl ether	ND	0.200	0.045	ND	0.721	0.162		1
Vinyl acetate	ND	1.00	0.323	ND	3.52	1.14		1
2-Butanone	ND	0.500	0.099	ND	1.47	0.292		1
Xylenes, total	ND	0.600	0.062	ND	0.869	0.270		1
cis-1,2-Dichloroethene	ND	0.200	0.060	ND	0.793	0.236		1
Ethyl Acetate	ND	0.500	0.297	ND	1.80	1.07		1
Chloroform	ND	0.200	0.055	ND	0.977	0.270		1
Tetrahydrofuran	ND	0.500	0.117	ND	1.47	0.345		1
2,2-Dichloropropane	ND	0.200	0.043	ND	0.924	0.198		1
1,2-Dichloroethane	ND	0.200	0.079	ND	0.809	0.319		1
n-Hexane	ND	0.200	0.074	ND	0.705	0.262		1
Diisopropyl ether	ND	0.200	0.063	ND	0.836	0.264		1
tert-Butyl Ethyl Ether	ND	0.200	0.073	ND	0.836	0.306		1
1,2-Dichloroethene (total)	ND	1.00	0.060	ND	1.00	0.236		1
1,1,1-Trichloroethane	ND	0.200	0.061	ND	1.09	0.335		1
1,1-Dichloropropene	ND	0.200	0.059	ND	0.908	0.269		1
Benzene	ND	0.200	0.064	ND	0.639	0.205		1
Carbon tetrachloride	ND	0.200	0.069	ND	1.26	0.432		1
Cyclohexane	ND	0.200	0.073	ND	0.688	0.251		1
tert-Amyl Methyl Ether	ND	0.200	0.067	ND	0.836	0.281		1



Project Name: BATCH CANISTER CERTIFICATION
Project Number: CANISTER QC BAT

Lab Number: L2461041
Report Date: 11/13/24

Air Canister Certification Results

Lab ID: L2461041-02
 Client ID: CAN 370 SHELF 21
 Sample Location:

Date Collected: 10/19/24 12:00
 Date Received: 10/21/24
 Field Prep: Not Specified

Sample Depth:

Parameter	ppbV			ug/m3			Qualifier	Dilution Factor
	Results	RL	MDL	Results	RL	MDL		
Volatile Organics in Air - Mansfield Lab								
Dibromomethane	ND	0.200	0.060	ND	1.42	0.425		1
1,2-Dichloropropane	ND	0.200	0.063	ND	0.924	0.292		1
Bromodichloromethane	ND	0.200	0.069	ND	1.34	0.462		1
1,4-Dioxane	ND	0.200	0.054	ND	0.721	0.194		1
Trichloroethene	ND	0.200	0.055	ND	1.07	0.295		1
2,2,4-Trimethylpentane	ND	0.200	0.069	ND	0.934	0.323		1
Methyl Methacrylate	ND	0.500	0.226	ND	2.05	0.925		1
Heptane	ND	0.200	0.083	ND	0.820	0.339		1
cis-1,3-Dichloropropene	ND	0.200	0.067	ND	0.908	0.306		1
4-Methyl-2-pentanone	ND	0.500	0.190	ND	2.05	0.779		1
trans-1,3-Dichloropropene	ND	0.200	0.078	ND	0.908	0.355		1
1,1,2-Trichloroethane	ND	0.200	0.058	ND	1.09	0.318		1
Toluene	ND	0.200	0.087	ND	0.754	0.327		1
1,3-Dichloropropane	ND	0.200	0.054	ND	0.924	0.248		1
2-Hexanone	ND	0.200	0.091	ND	0.820	0.374		1
Dibromochloromethane	ND	0.200	0.057	ND	1.70	0.482		1
1,2-Dibromoethane	ND	0.200	0.054	ND	1.54	0.418		1
Butyl acetate	ND	0.500	0.208	ND	2.38	0.989		1
Octane	ND	0.200	0.068	ND	0.934	0.316		1
Tetrachloroethene	ND	0.200	0.063	ND	1.36	0.425		1
1,1,1,2-Tetrachloroethane	ND	0.200	0.051	ND	1.37	0.349		1
Chlorobenzene	ND	0.200	0.052	ND	0.921	0.238		1
Ethylbenzene	ND	0.200	0.058	ND	0.869	0.250		1
p/m-Xylene	ND	0.400	0.125	ND	1.74	0.543		1
Bromoform	ND	0.200	0.060	ND	2.07	0.616		1
Styrene	ND	0.200	0.060	ND	0.852	0.254		1
1,1,2,2-Tetrachloroethane	ND	0.200	0.052	ND	1.37	0.357		1



Project Name: BATCH CANISTER CERTIFICATION
Project Number: CANISTER QC BAT

Lab Number: L2461041
Report Date: 11/13/24

Air Canister Certification Results

Lab ID: L2461041-02
 Client ID: CAN 370 SHELF 21
 Sample Location:

Date Collected: 10/19/24 12:00
 Date Received: 10/21/24
 Field Prep: Not Specified

Sample Depth:

Parameter	ppbV			ug/m3			Qualifier	Dilution Factor
	Results	RL	MDL	Results	RL	MDL		
Volatile Organics in Air - Mansfield Lab								
o-Xylene	ND	0.200	0.062	ND	0.869	0.270		1
1,2,3-Trichloropropane	ND	0.200	0.058	ND	1.21	0.347		1
Nonane	ND	0.200	0.074	ND	1.05	0.387		1
Isopropylbenzene	ND	0.200	0.062	ND	0.983	0.305		1
Bromobenzene	ND	0.200	0.058	ND	0.793	0.230		1
2-Chlorotoluene	ND	0.200	0.076	ND	1.04	0.394		1
n-Propylbenzene	ND	0.200	0.063	ND	0.983	0.311		1
4-Chlorotoluene	ND	0.200	0.077	ND	1.04	0.396		1
4-Ethyltoluene	ND	0.200	0.055	ND	0.983	0.272		1
1,3,5-Trimethylbenzene	ND	0.200	0.060	ND	0.983	0.295		1
tert-Butylbenzene	ND	0.200	0.055	ND	1.10	0.302		1
1,2,4-Trimethylbenzene	ND	0.200	0.058	ND	0.983	0.284		1
Decane	ND	0.200	0.070	ND	1.16	0.406		1
Benzyl chloride	ND	0.200	0.094	ND	1.04	0.486		1
1,3-Dichlorobenzene	ND	0.200	0.078	ND	1.20	0.467		1
1,4-Dichlorobenzene	ND	0.200	0.083	ND	1.20	0.497		1
sec-Butylbenzene	ND	0.200	0.055	ND	1.10	0.300		1
p-Isopropyltoluene	ND	0.200	0.057	ND	1.10	0.311		1
1,2-Dichlorobenzene	ND	0.200	0.062	ND	1.20	0.372		1
n-Butylbenzene	ND	0.200	0.054	ND	1.10	0.294		1
1,2-Dibromo-3-chloropropane	ND	0.200	0.062	ND	1.93	0.603		1
Undecane	ND	0.200	0.071	ND	1.28	0.453		1
Dodecane	ND	0.200	0.089	ND	1.39	0.621		1
1,2,4-Trichlorobenzene	ND	0.200	0.100	ND	1.48	0.742		1
Naphthalene	ND	0.200	0.078	ND	1.05	0.409		1
1,2,3-Trichlorobenzene	ND	0.200	0.074	ND	1.48	0.548		1
Hexachlorobutadiene	ND	0.200	0.061	ND	2.13	0.647		1



Project Name: BATCH CANISTER CERTIFICATION
Project Number: CANISTER QC BAT

Lab Number: L2461041
Report Date: 11/13/24

Air Canister Certification Results

Lab ID: L2461041-02
 Client ID: CAN 370 SHELF 21
 Sample Location:

Date Collected: 10/19/24 12:00
 Date Received: 10/21/24
 Field Prep: Not Specified

Sample Depth:

Parameter	ppbV			ug/m3			Qualifier	Dilution Factor
	Results	RL	MDL	Results	RL	MDL		
Volatile Organics in Air - Mansfield Lab								

Tentatively Identified Compounds	Results	Qualifier	Units	RDL	Dilution Factor
	Nitrogen	1.2	NJ	ppbV	

Internal Standard	% Recovery	Qualifier	Acceptance Criteria
1,4-Difluorobenzene	87		60-140
Bromochloromethane	93		60-140
chlorobenzene-d5	86		60-140



Project Name: BATCH CANISTER CERTIFICATION
Project Number: CANISTER QC BAT

Lab Number: L2461041
Report Date: 11/13/24

Air Canister Certification Results

Lab ID: L2461041-02
 Client ID: CAN 370 SHELF 21
 Sample Location:

Date Collected: 10/19/24 12:00
 Date Received: 10/21/24
 Field Prep: Not Specified

Sample Depth:
 Matrix: Air
 Analytical Method: 48,TO-15-SIM
 Analytical Date: 10/24/24 22:53
 Analyst: JFI

Parameter	ppbV			ug/m3			Qualifier	Dilution Factor
	Results	RL	MDL	Results	RL	MDL		
Volatile Organics in Air by SIM - Mansfield Lab								
Dichlorodifluoromethane	ND	0.200	0.050	ND	0.989	0.247		1
Chloromethane	ND	0.200	0.076	ND	0.413	0.156		1
Freon-114	ND	0.050	0.006	ND	0.349	0.045		1
Vinyl chloride	ND	0.020	0.009	ND	0.051	0.023		1
1,3-Butadiene	ND	0.020	0.011	ND	0.044	0.024		1
Bromomethane	ND	0.020	0.009	ND	0.078	0.037		1
Chloroethane	ND	0.100	0.040	ND	0.264	0.104		1
Acrolein	ND	0.050	0.039	ND	0.115	0.089		1
Acetone	ND	1.00	0.539	ND	2.38	1.28		1
Trichlorofluoromethane	ND	0.050	0.009	ND	0.281	0.052		1
Acrylonitrile	ND	0.500	0.162	ND	1.09	0.352		1
1,1-Dichloroethene	ND	0.020	0.008	ND	0.079	0.031		1
Methylene chloride	ND	0.500	0.110	ND	1.74	0.382		1
Freon-113	ND	0.050	0.008	ND	0.383	0.064		1
trans-1,2-Dichloroethene	ND	0.020	0.009	ND	0.079	0.036		1
1,1-Dichloroethane	ND	0.020	0.009	ND	0.081	0.035		1
Methyl tert butyl ether	ND	0.200	0.026	ND	0.721	0.094		1
2-Butanone	ND	0.500	0.132	ND	1.47	0.389		1
cis-1,2-Dichloroethene	ND	0.020	0.010	ND	0.079	0.040		1
Chloroform	ND	0.020	0.007	ND	0.098	0.035		1
1,2-Dichloroethane	ND	0.020	0.008	ND	0.081	0.034		1
1,1,1-Trichloroethane	ND	0.020	0.006	ND	0.109	0.032		1
Benzene	ND	0.100	0.030	ND	0.319	0.095		1
Carbon tetrachloride	ND	0.020	0.011	ND	0.126	0.069		1



Project Name: BATCH CANISTER CERTIFICATION
Project Number: CANISTER QC BAT

Lab Number: L2461041
Report Date: 11/13/24

Air Canister Certification Results

Lab ID: L2461041-02
 Client ID: CAN 370 SHELF 21
 Sample Location:

Date Collected: 10/19/24 12:00
 Date Received: 10/21/24
 Field Prep: Not Specified

Sample Depth:

Parameter	ppbV			ug/m3			Qualifier	Dilution Factor
	Results	RL	MDL	Results	RL	MDL		
Volatile Organics in Air by SIM - Mansfield Lab								
1,2-Dichloropropane	ND	0.020	0.008	ND	0.092	0.038		1
Bromodichloromethane	ND	0.020	0.007	ND	0.134	0.050		1
1,4-Dioxane	ND	0.100	0.034	ND	0.360	0.124		1
Trichloroethene	ND	0.020	0.006	ND	0.107	0.032		1
cis-1,3-Dichloropropene	ND	0.020	0.012	ND	0.091	0.054		1
4-Methyl-2-pentanone	ND	0.500	0.191	ND	2.05	0.783		1
trans-1,3-Dichloropropene	ND	0.020	0.012	ND	0.091	0.052		1
1,1,2-Trichloroethane	ND	0.020	0.010	ND	0.109	0.053		1
Toluene	ND	0.100	0.017	ND	0.377	0.063		1
Dibromochloromethane	ND	0.020	0.008	ND	0.170	0.068		1
1,2-Dibromoethane	ND	0.020	0.009	ND	0.154	0.070		1
Tetrachloroethene	ND	0.020	0.007	ND	0.136	0.050		1
1,1,1,2-Tetrachloroethane	ND	0.020	0.010	ND	0.137	0.069		1
Chlorobenzene	ND	0.100	0.026	ND	0.461	0.119		1
Ethylbenzene	ND	0.020	0.009	ND	0.087	0.037		1
p/m-Xylene	ND	0.040	0.018	ND	0.174	0.078		1
Bromoform	ND	0.020	0.011	ND	0.207	0.115		1
Styrene	ND	0.020	0.008	ND	0.085	0.034		1
1,1,2,2-Tetrachloroethane	ND	0.020	0.007	ND	0.137	0.046		1
o-Xylene	ND	0.020	0.009	ND	0.087	0.038		1
Isopropylbenzene	ND	0.200	0.030	ND	0.983	0.147		1
4-Ethyltoluene	ND	0.020	0.010	ND	0.098	0.049		1
1,3,5-Trimethylbenzene	ND	0.020	0.010	ND	0.098	0.047		1
1,2,4-Trimethylbenzene	ND	0.020	0.008	ND	0.098	0.037		1
Benzyl chloride	ND	0.100	0.033	ND	0.518	0.172		1
1,3-Dichlorobenzene	ND	0.020	0.008	ND	0.120	0.046		1
1,4-Dichlorobenzene	ND	0.020	0.008	ND	0.120	0.045		1



Project Name: BATCH CANISTER CERTIFICATION
Project Number: CANISTER QC BAT

Lab Number: L2461041
Report Date: 11/13/24

Air Canister Certification Results

Lab ID: L2461041-02
 Client ID: CAN 370 SHELF 21
 Sample Location:

Date Collected: 10/19/24 12:00
 Date Received: 10/21/24
 Field Prep: Not Specified

Sample Depth:

Parameter	ppbV			ug/m3			Qualifier	Dilution Factor
	Results	RL	MDL	Results	RL	MDL		
Volatile Organics in Air by SIM - Mansfield Lab								
sec-Butylbenzene	ND	0.200	0.027	ND	1.10	0.146		1
p-Isopropyltoluene	ND	0.200	0.037	ND	1.10	0.201		1
1,2-Dichlorobenzene	ND	0.020	0.006	ND	0.120	0.037		1
n-Butylbenzene	ND	0.200	0.032	ND	1.10	0.175		1
1,2,4-Trichlorobenzene	ND	0.050	0.015	ND	0.371	0.108		1
Naphthalene	ND	0.050	0.021	ND	0.262	0.110		1
1,2,3-Trichlorobenzene	ND	0.050	0.022	ND	0.371	0.166		1
Hexachlorobutadiene	ND	0.050	0.011	ND	0.533	0.117		1

Internal Standard	% Recovery	Qualifier	Acceptance Criteria
1,4-difluorobenzene	90		60-140
bromochloromethane	97		60-140
chlorobenzene-d5	90		60-140

Project Name: 870 STANLEY SSDS

Project Number: DEC-224250/224301

Serial_No:11132416:41

Lab Number: L2464965

Report Date: 11/13/24

Sample Receipt and Container Information

Were project specific reporting limits specified?

YES

Cooler Information

Cooler **Custody Seal**

NA Absent

Container Information

Container ID	Container Type	Cooler	Initial pH	Final pH	Temp deg C	Pres	Seal	Frozen Date/Time	Analysis(*)
L2464965-01A	Canister - 2.7L (Batch Certified)	NA	NA			Y	Absent		NYDEC-TO15-SIM(30)
L2464965-02A	Canister - 2.7L (Batch Certified)	NA	NA			Y	Absent		NYDEC-TO15-SIM(30)
L2464965-03A	Canister - 2.7L (Batch Certified)	NA	NA			Y	Absent		NYDEC-TO15-SIM(30)

Project Name: 870 STANLEY SSDS
Project Number: DEC-224250/224301

Lab Number: L2464965
Report Date: 11/13/24

GLOSSARY

Acronyms

DL	- Detection Limit: This value represents the level to which target analyte concentrations are reported as estimated values, when those target analyte concentrations are quantified below the limit of quantitation (LOQ). The DL includes any adjustments from dilutions, concentrations or moisture content, where applicable. (DoD report formats only.)
EDL	- Estimated Detection Limit: This value represents the level to which target analyte concentrations are reported as estimated values, when those target analyte concentrations are quantified below the reporting limit (RL). The EDL includes any adjustments from dilutions, concentrations or moisture content, where applicable. The use of EDLs is specific to the analysis of PAHs using Solid-Phase Microextraction (SPME).
EMPC	- Estimated Maximum Possible Concentration: The concentration that results from the signal present at the retention time of an analyte when the ions meet all of the identification criteria except the ion abundance ratio criteria. An EMPC is a worst-case estimate of the concentration.
EPA	- Environmental Protection Agency.
LCS	- Laboratory Control Sample: A sample matrix, free from the analytes of interest, spiked with verified known amounts of analytes or a material containing known and verified amounts of analytes.
LCSD	- Laboratory Control Sample Duplicate: Refer to LCS.
LFB	- Laboratory Fortified Blank: A sample matrix, free from the analytes of interest, spiked with verified known amounts of analytes or a material containing known and verified amounts of analytes.
LOD	- Limit of Detection: This value represents the level to which a target analyte can reliably be detected for a specific analyte in a specific matrix by a specific method. The LOD includes any adjustments from dilutions, concentrations or moisture content, where applicable. (DoD report formats only.)
LOQ	- Limit of Quantitation: The value at which an instrument can accurately measure an analyte at a specific concentration. The LOQ includes any adjustments from dilutions, concentrations or moisture content, where applicable. (DoD report formats only.) Limit of Quantitation: The value at which an instrument can accurately measure an analyte at a specific concentration. The LOQ includes any adjustments from dilutions, concentrations or moisture content, where applicable. (DoD report formats only.)
MDL	- Method Detection Limit: This value represents the level to which target analyte concentrations are reported as estimated values, when those target analyte concentrations are quantified below the reporting limit (RL). The MDL includes any adjustments from dilutions, concentrations or moisture content, where applicable.
MS	- Matrix Spike Sample: A sample prepared by adding a known mass of target analyte to a specified amount of matrix sample for which an independent estimate of target analyte concentration is available. For Method 332.0, the spike recovery is calculated using the native concentration, including estimated values.
MSD	- Matrix Spike Sample Duplicate: Refer to MS.
NA	- Not Applicable.
NC	- Not Calculated: Term is utilized when one or more of the results utilized in the calculation are non-detect at the parameter's reporting unit.
NDPA/DPA	- N-Nitrosodiphenylamine/Diphenylamine.
NI	- Not Ignitable.
NP	- Non-Plastic: Term is utilized for the analysis of Atterberg Limits in soil.
NR	- No Results: Term is utilized when 'No Target Compounds Requested' is reported for the analysis of Volatile or Semivolatile Organic TIC only requests.
RL	- Reporting Limit: The value at which an instrument can accurately measure an analyte at a specific concentration. The RL includes any adjustments from dilutions, concentrations or moisture content, where applicable.
RPD	- Relative Percent Difference: The results from matrix and/or matrix spike duplicates are primarily designed to assess the precision of analytical results in a given matrix and are expressed as relative percent difference (RPD). Values which are less than five times the reporting limit for any individual parameter are evaluated by utilizing the absolute difference between the values; although the RPD value will be provided in the report.
SRM	- Standard Reference Material: A reference sample of a known or certified value that is of the same or similar matrix as the associated field samples.
STLP	- Semi-dynamic Tank Leaching Procedure per EPA Method 1315.
TEF	- Toxic Equivalency Factors: The values assigned to each dioxin and furan to evaluate their toxicity relative to 2,3,7,8-TCDD.
TEQ	- Toxic Equivalent: The measure of a sample's toxicity derived by multiplying each dioxin and furan by its corresponding TEF and then summing the resulting values.
TIC	- Tentatively Identified Compound: A compound that has been identified to be present and is not part of the target compound list (TCL) for the method and/or program. All TICs are qualitatively identified and reported as estimated concentrations.

Report Format: DU Report with 'J' Qualifiers



Project Name: 870 STANLEY SSDS
Project Number: DEC-224250/224301

Lab Number: L2464965
Report Date: 11/13/24

Footnotes

- 1 - The reference for this analyte should be considered modified since this analyte is absent from the target analyte list of the original method.

Terms

Analytical Method: Both the document from which the method originates and the analytical reference method. (Example: EPA 8260B is shown as 1,8260B.) The codes for the reference method documents are provided in the References section of the Addendum.

Chlordane: The target compound Chlordane (CAS No. 57-74-9) is reported for GC ECD analyses. Per EPA, this compound "refers to a mixture of chlordane isomers, other chlorinated hydrocarbons and numerous other components." (Reference: USEPA Toxicological Review of Chlordane, In Support of Summary Information on the Integrated Risk Information System (IRIS), December 1997.)

Difference: With respect to Total Oxidizable Precursor (TOP) Assay analysis, the difference is defined as the Post-Treatment value minus the Pre-Treatment value.

Final pH: As it pertains to Sample Receipt & Container Information section of the report, Final pH reflects pH of container determined after adjustment at the laboratory, if applicable. If no adjustment required, value reflects Initial pH.

Frozen Date/Time: With respect to Volatile Organics in soil, Frozen Date/Time reflects the date/time at which associated Reagent Water-preserved vials were initially frozen. Note: If frozen date/time is beyond 48 hours from sample collection, value will be reflected in 'bold'.

Gasoline Range Organics (GRO): Gasoline Range Organics (GRO) results include all chromatographic peaks eluting from Methyl tert butyl ether through Naphthalene, with the exception of GRO analysis in support of State of Ohio programs, which includes all chromatographic peaks eluting from Hexane through Dodecane.

Initial pH: As it pertains to Sample Receipt & Container Information section of the report, Initial pH reflects pH of container determined upon receipt, if applicable.

PAH Total: With respect to Alkylated PAH analyses, the 'PAHs, Total' result is defined as the summation of results for all or a subset of the following compounds: Naphthalene, C1-C4 Naphthalenes, 2-Methylnaphthalene, 1-Methylnaphthalene, Biphenyl, Acenaphthylene, Acenaphthene, Fluorene, C1-C3 Fluorenes, Phenanthrene, C1-C4 Phenanthrenes/Anthracenes, Anthracene, Fluoranthene, Pyrene, C1-C4 Fluoranthenes/Pyrenes, Benz(a)anthracene, Chrysene, C1-C4 Chrysenes, Benzo(b)fluoranthene, Benzo(j)+(k)fluoranthene, Benzo(e)pyrene, Benzo(a)pyrene, Perylene, Indeno(1,2,3-cd)pyrene, Dibenz(ah)+(ac)anthracene, Benzo(g,h,i)perylene. If a 'Total' result is requested, the results of its individual components will also be reported.

PFAS Total: With respect to PFAS analyses, the 'PFAS, Total (5)' result is defined as the summation of results for: PFHpA, PFHxS, PFOA, PFNA and PFOS. In addition, the 'PFAS, Total (6)' result is defined as the summation of results for: PFHpA, PFHxS, PFOA, PFNA, PFDA and PFOS. For MassDEP DW compliance analysis only, the 'PFAS, Total (6)' result is defined as the summation of results at or above the RL. Note: If a 'Total' result is requested, the results of its individual components will also be reported.

Total: With respect to Organic analyses, a 'Total' result is defined as the summation of results for individual isomers or Aroclors. If a 'Total' result is requested, the results of its individual components will also be reported. This is applicable to 'Total' results for methods 8260, 8081 and 8082.

Data Qualifiers

- A** - Spectra identified as "Aldol Condensates" are byproducts of the extraction/concentration procedures when acetone is introduced in the process.
- B** - The analyte was detected above the reporting limit in the associated method blank. Flag only applies to associated field samples that have detectable concentrations of the analyte at less than ten times (10x) the concentration found in the blank. For MCP-related projects, flag only applies to associated field samples that have detectable concentrations of the analyte at less than ten times (10x) the concentration found in the blank. For DOD-related projects, flag only applies to associated field samples that have detectable concentrations of the analyte at less than ten times (10x) the concentration found in the blank AND the analyte was detected above one-half the reporting limit (or above the reporting limit for common lab contaminants) in the associated method blank. For NJ-Air-related projects, flag only applies to associated field samples that have detectable concentrations of the analyte above the reporting limit. For NJ-related projects (excluding Air), flag only applies to associated field samples that have detectable concentrations of the analyte, which was detected above the reporting limit in the associated method blank or above five times the reporting limit for common lab contaminants (Phthalates, Acetone, Methylene Chloride, 2-Butanone).
- C** - Co-elution: The target analyte co-elutes with a known lab standard (i.e. surrogate, internal standards, etc.) for co-extracted analyses.
- D** - Concentration of analyte was quantified from diluted analysis. Flag only applies to field samples that have detectable concentrations of the analyte.
- E** - Concentration of analyte exceeds the range of the calibration curve and/or linear range of the instrument.
- F** - The ratio of quantifier ion response to qualifier ion response falls outside of the laboratory criteria. Results are considered to be an estimated maximum concentration.
- G** - The concentration may be biased high due to matrix interferences (i.e. co-elution) with non-target compound(s). The result should be considered estimated.
- H** - The analysis of pH was performed beyond the regulatory-required holding time of 15 minutes from the time of sample collection.
- I** - The lower value for the two columns has been reported due to obvious interference.
- J** - Estimated value. The Target analyte concentration is below the quantitation limit (RL), but above the Method Detection Limit (MDL) or Estimated Detection Limit (EDL) for SPME-related analyses. This represents an estimated concentration for Tentatively

Report Format: DU Report with 'J' Qualifiers



Project Name: 870 STANLEY SSDS
Project Number: DEC-224250/224301

Lab Number: L2464965
Report Date: 11/13/24

Data Qualifiers

Identified Compounds (TICs). For calculated parameters, this represents that one or more values used in the calculation were estimated.

- M** - Reporting Limit (RL) exceeds the MCP CAM Reporting Limit for this analyte.
- ND** - Not detected at the method detection limit (MDL) for the sample, or estimated detection limit (EDL) for SPME-related analyses.
- NJ** - Presumptive evidence of compound. This represents an estimated concentration for Tentatively Identified Compounds (TICs), where the identification is based on a mass spectral library search.
- P** - The RPD between the results for the two columns exceeds the method-specified criteria.
- Q** - The quality control sample exceeds the associated acceptance criteria. For DOD-related projects, LCS and/or Continuing Calibration Standard exceedences are also qualified on all associated sample results. Note: This flag is not applicable for matrix spike recoveries when the sample concentration is greater than 4x the spike added or for batch duplicate RPD when the sample concentrations are less than 5x the RL. (Metals only.)
- R** - Analytical results are from sample re-analysis.
- RE** - Analytical results are from sample re-extraction.
- S** - Analytical results are from modified screening analysis.
- V** - The surrogate associated with this target analyte has a recovery outside the QC acceptance limits. (Applicable to MassDEP DW Compliance samples only.)
- Z** - The batch matrix spike and/or duplicate associated with this target analyte has a recovery/RPD outside the QC acceptance limits. (Applicable to MassDEP DW Compliance samples only.)

Project Name: 870 STANLEY SSDS
Project Number: DEC-224250/224301

Lab Number: L2464965
Report Date: 11/13/24

REFERENCES

- 48 Compendium of Methods for the Determination of Toxic Organic Compounds in Ambient Air. Second Edition. EPA/625/R-96/010b, January 1999.

LIMITATION OF LIABILITIES

Alpha Analytical performs services with reasonable care and diligence normal to the analytical testing laboratory industry. In the event of an error, the sole and exclusive responsibility of Alpha Analytical shall be to re-perform the work at it's own expense. In no event shall Alpha Analytical be held liable for any incidental, consequential or special damages, including but not limited to, damages in any way connected with the use of, interpretation of, information or analysis provided by Alpha Analytical.

We strongly urge our clients to comply with EPA protocol regarding sample volume, preservation, cooling, containers, sampling procedures, holding time and splitting of samples in the field.



Certification Information

The following analytes are not included in our Primary NELAP Scope of Accreditation:

Westborough Facility

EPA 624.1: m/p-xylene, o-xylene, Naphthalene

EPA 625.1: alpha-Terpineol

EPA 8260D: NPW: 1,2,4,5-Tetramethylbenzene; 4-Ethyltoluene; SCM: Iodomethane (methyl iodide), 1,2,4,5-Tetramethylbenzene; 4-Ethyltoluene.

EPA 8270E: NPW: Dimethylnaphthalene,1,4-Diphenylhydrazine, alpha-Terpineol, Azobenzene; SCM: Dimethylnaphthalene,1,4-Diphenylhydrazine, 2,6-Dichlorophenol.

SM4500: NPW: Amenable Cyanide; SCM: Total Phosphorus, TKN, NO2, NO3.

Mansfield Facility

SM 2540D: TSS.

EPA TO-15: Halothane, 2,4,4-Trimethyl-2-pentene, 2,4,4-Trimethyl-1-pentene, Thiophene, 2-Methylthiophene,

3-Methylthiophene, 2-Ethylthiophene, 1,2,3-Trimethylbenzene, Indan, Indene, 1,2,4,5-Tetramethylbenzene, Benzothiophene, 1-Methylnaphthalene.

Nonpotable Water: EPA RSK-175 Dissolved Gases

Biological Tissue Matrix: EPA 3050B

The following analytes are included in our Massachusetts DEP Scope of Accreditation

Westborough Facility:

Drinking Water

EPA 300.0: Chloride, Nitrate-N, Fluoride, Sulfate; **EPA 353.2:** Nitrate-N, Nitrite-N; **SM4500NO3-F:** Nitrate-N, Nitrite-N; **SM4500F-C, SM4500CN-CE,**

EPA 180.1, SM2130B, SM4500Cl-D, SM2320B, SM2540C, SM4500H-B, SM4500NO2-B

EPA 524.2: THMs and VOCs; **EPA 504.1:** EDB, DBCP.

Microbiology: SM9215B; SM9223-P/A, SM9223B-Colilert-QT, SM9222D.

Non-Potable Water

SM4500H,B, EPA 120.1, SM2510B, SM2540C, SM2320B, SM4500CL-E, SM4500F-BC, SM4500NH3-BH: Ammonia-N and Kjeldahl-N, **EPA 350.1:**

Ammonia-N, **LACHAT 10-107-06-1-B:** Ammonia-N, **EPA 351.1, SM4500NO3-F, EPA 353.2:** Nitrate-N, **SM4500P-E, SM4500P-B, E, SM4500SO4-E,**

SM5220D, EPA 410.4, SM5210B, SM5310C, SM4500CL-D, EPA 1664, EPA 420.1, SM4500-CN-CE, SM2540D, EPA 300: Chloride, Sulfate, Nitrate.

EPA 624.1: Volatile Halocarbons & Aromatics,

EPA 608.3: Chlordane, Toxaphene, Aldrin, alpha-BHC, beta-BHC, gamma-BHC, delta-BHC, Dieldrin, DDD, DDE, DDT, Endosulfan I, Endosulfan II,

Endosulfan sulfate, Endrin, Endrin Aldehyde, Heptachlor, Heptachlor Epoxide, PCBs

EPA 625.1: SVOC (Acid/Base/Neutral Extractables).

Microbiology: SM9223B-Colilert-QT; Enterolert-QT, EPA 1600, EPA 1603, SM9222D.

Mansfield Facility:

Drinking Water

EPA 200.7: Al, Ba, Cd, Cr, Cu, Fe, Mn, Ni, Na, Ag, Ca, Zn. **EPA 200.8:** Al, Sb, As, Ba, Be, Cd, Cr, Cu, Pb, Mn, Ni, Se, Ag, TL, Zn. **EPA 245.1 Hg.**

EPA 522, EPA 537.1.

Non-Potable Water

EPA 200.7: Al, Sb, As, Be, Cd, Ca, Cr, Co, Cu, Fe, Pb, Mg, Mn, Mo, Ni, K, Se, Ag, Na, Sr, TL, Ti, V, Zn.

EPA 200.8: Al, Sb, As, Be, Cd, Cr, Cu, Fe, Pb, Mn, Ni, K, Se, Ag, Na, TL, Zn.

EPA 245.1 Hg.

SM2340B

For a complete listing of analytes and methods, please contact your Alpha Project Manager.

AIR ANALYSIS

PAGE 1 OF 1

Date Rec'd in Lab: 11-7-24

ALPHA Job #: L2464965

ALPHA ANALYTICAL
CHAIN OF CUSTODY
 320 Forbes Blvd, Mansfield, MA 02048
 TEL: 508-822-9300 FAX: 508-822-3288

Client Information
 Client: HRP Associates
 Address: 1 Fairchild sq. #110 Clifton Park NY 12065
 Phone: (518) 877-7101
 Fax:
 Email: patrick.montuori@hrpassociates.com
 These samples have been previously analyzed by Alpha

Project Information
 Project Name: 870 Stanley SDD5
 Project Location: 870 Stanley Ave
 Project #: DEC-224250/224301
 Project Manager: HRP - Patrick Montuori
DEC - Meghan Medwid
 ALPHA Quote #:
Turn-Around Time
 Standard RUSH (only confirmed if pre-approved)
 Date Due: 10-Day Time:

Report Information - Data Deliverables
 FAX
 ADEx
 Criteria Checker:
 (Default based on Regulatory Criteria Indicated)
 Other Formats:
 EMAIL (standard pdf report)
 Additional Deliverables:
NYSDEC EQ 415 Cat B
 Report to: (if different than Project Manager)

Billing Information
 Same as Client info PO #:
Regulatory Requirements/Report Limits
 State/Fed Program Res / Comm
NY DOH AGV's

Other Project Specific Requirements/Comments: cli ted.wall@hrpassociates.com
 Project-Specific Target Compound List: for East Long Meadow MA

All Columns Below Must Be Filled Out

ALPHA Lab ID (Lab Use Only)	Sample ID	COLLECTION					Sample Matrix*	Sampler's Initials	Can Size	ID Can	ID - Flow Controller	ANALYSIS				Sample Comments (i.e. PID)
		End Date	Start Time	End Time	Initial Vacuum	Final Vacuum						TO-15	TO-15 SIM	APH	Fixed Gases	
<u>64965 -01</u>	<u>Pre-Carbon</u>	<u>11/5/24</u>	<u>13:22</u>	<u>13:35</u>	<u>-30.1</u>	<u>10.01</u>	<u>SV</u>	<u>LW</u>	<u>2.7</u>	<u>2556</u>	<u>62336</u>	<input type="checkbox"/>	<input type="checkbox"/>	<input type="checkbox"/>		
<u>-02</u>	<u>Mid-Carbon</u>	<u>11/5/24</u>	<u>13:25</u>	<u>13:36</u>	<u>-30.1</u>	<u>9.80</u>	<u>SV</u>	<u>LW</u>	<u>2.7</u>	<u>2373</u>	<u>0302</u>	<input type="checkbox"/>	<input type="checkbox"/>	<input type="checkbox"/>		
<u>-03</u>	<u>Post-Carbon</u>	<u>11/5/24</u>	<u>13:27</u>	<u>13:37</u>	<u>-30.1</u>	<u>9.98</u>	<u>SV</u>	<u>LW</u>	<u>2.7</u>	<u>3213</u>		<input type="checkbox"/>	<input type="checkbox"/>	<input type="checkbox"/>		

*SAMPLE MATRIX CODES
 AA = Ambient Air (Indoor/Outdoor)
 SV = Soil Vapor/Landfill Gas/SVE
 Other = Please Specify

Container Type

Relinquished By: [Signature] Date/Time: 11/6/24 14:30
[Signature] Date/Time: 11/6/24 14:35
[Signature] Date/Time: 11/7/24 02:20
[Signature] Date/Time: 11/5/24 05:00

Received By: [Signature] Date/Time: 11/6/24 14:30
[Signature] Date/Time: 11/6/24 2:30
[Signature] Date/Time: 11/7/24 05:30
[Signature] Date/Time: 11/7/24 06:15

Please print clearly, legibly and completely. Samples can not be logged in and turnaround time clock will not start until any ambiguities are resolved. All samples submitted are subject to Alpha's Terms and Conditions. See reverse side.

Approved Date 11-7-24 0615

Construction Completion Report
Elton Street Groundwater - Site No. 224250
Linwood Street Groundwater – Site No. 224301
870 Stanley Avenue
Brooklyn, NY

APPENDIX H

Performance Monitoring Test Laboratory Analytical Report



ANALYTICAL REPORT

Lab Number:	L2503165
Client:	NYDEC_HRP Associates Inc. 1 Fairchild Square, Suite 110 Clifton Park, NY 12065
ATTN:	Patrick Montuori
Phone:	(518) 877-7701
Project Name:	LINWOOD STREET GW
Project Number:	CO 152542/S 224301
Report Date:	02/10/25

The original project report/data package is held by Pace Analytical Services. This report/data package is paginated and should be reproduced only in its entirety. Pace Analytical Services holds no responsibility for results and/or data that are not consistent with the original.

Certifications & Approvals: NH ELAP (2249).

120 Forbes Boulevard, Mansfield, MA 02048-1806
508-822-9300 (Fax) 508-822-3288 800-624-9220 - www.pacelabs.com



Project Name: LINWOOD STREET GW
Project Number: CO 152542/S 224301

Lab Number: L2503165
Report Date: 02/10/25

Lab Sample ID	Client ID	Matrix	Sample Location	Collection Date/Time	Receive Date
L2503165-01	OFFICE-IA-01.14.25	AIR	LINWOOD ST, WORTMAN ST, AND STANLEY AVE, BROOKLYN, NY	01/15/25 10:19	01/16/25
L2503165-02	STANLEY WH-IA-01.14.25	AIR	LINWOOD ST, WORTMAN ST, AND STANLEY AVE, BROOKLYN, NY	01/15/25 10:20	01/16/25
L2503165-03	LINWOOD WH-IA-01.14.25	AIR	LINWOOD ST, WORTMAN ST, AND STANLEY AVE, BROOKLYN, NY	01/15/25 10:47	01/16/25
L2503165-04	DUP-IA-01.14.25	AIR	LINWOOD ST, WORTMAN ST, AND STANLEY AVE, BROOKLYN, NY	01/15/25 10:20	01/16/25
L2503165-05	OA-01.14.25	AIR	LINWOOD ST, WORTMAN ST, AND STANLEY AVE, BROOKLYN, NY	01/15/25 10:44	01/16/25

Project Name: LINWOOD STREET GW
Project Number: CO 152542/S 224301

Lab Number: L2503165
Report Date: 02/10/25

Case Narrative

The samples were received in accordance with the Chain of Custody and no significant deviations were encountered during the preparation or analysis unless otherwise noted. Sample Receipt, Container Information, and the Chain of Custody are located at the back of the report.

Results contained within this report relate only to the samples submitted under this Pace Lab Number and meet NELAP requirements for all NELAP accredited parameters unless otherwise noted in the following narrative. The data presented in this report is organized by parameter (i.e. VOC, SVOC, etc.). Sample specific Quality Control data (i.e. Surrogate Spike Recovery) is reported at the end of the target analyte list for each individual sample, followed by the Laboratory Batch Quality Control at the end of each parameter. Tentatively Identified Compounds (TICs), if requested, are reported for compounds identified to be present and are not part of the method/program Target Compound List, even if only a subset of the TCL are being reported. If a sample was re-analyzed or re-extracted due to a required quality control corrective action and if both sets of data are reported, the Laboratory ID of the re-analysis or re-extraction is designated with an "R" or "RE", respectively.

When multiple Batch Quality Control elements are reported (e.g. more than one LCS), the associated samples for each element are noted in the grey shaded header line of each data table. Any Laboratory Batch, Sample Specific % recovery or RPD value that is outside the listed Acceptance Criteria is bolded in the report. In reference to questions H (CAM) or 4 (RCP) when "NO" is checked, the performance criteria for CAM and RCP methods allow for some quality control failures to occur and still be within method compliance. In these instances, the specific failure is not narrated but noted in the associated QC Outlier Summary Report, located directly after the Case Narrative. QC information is also incorporated in the Data Usability Assessment table (Format 11) of our Data Merger tool, where it can be reviewed in conjunction with the sample result, associated regulatory criteria and any associated data usability implications.

Soil/sediments and solids are reported on a dry weight basis unless otherwise noted. Tissues are reported "as received" or on a wet weight basis, unless otherwise noted. Definitions of all data qualifiers and acronyms used in this report are provided in the Glossary located at the back of the report.

HOLD POLICY - For samples submitted on hold, Pace's policy is to hold samples (with the exception of Air canisters) free of charge for 21 calendar days from the date the project is completed. After 21 calendar days, we will dispose of all samples submitted including those put on hold unless you have contacted your Pace Project Manager and made arrangements for Pace to continue to hold the samples. Air canisters will be disposed after 3 business days from the date the project is completed.

Please contact Project Management at 800-624-9220 with any questions.

Project Name: LINWOOD STREET GW
Project Number: CO 152542/S 224301

Lab Number: L2503165
Report Date: 02/10/25

Case Narrative (continued)

Volatile Organics in Air

Canisters were released from the laboratory on January 10, 2025. The canister certification data is provided as an addendum.

Report Submission

All non-detect (ND) or estimated concentrations (J-qualified) have been quantitated to the limit noted in the MDL column.

The WG2027935-3 LCS recovery associated with L2503165-01 through -05 is below the acceptance limit for chloromethane (67%). All samples associated with this LCS will be report this analyte with low bias.

I, the undersigned, attest under the pains and penalties of perjury that, to the best of my knowledge and belief and based upon my personal inquiry of those responsible for providing the information contained in this analytical report, such information is accurate and complete. This certificate of analysis is not complete unless this page accompanies any and all pages of this report.

Authorized Signature:  Christopher J. Anderson

Title: Technical Director/Representative

Date: 02/10/25

AIR

Project Name: LINWOOD STREET GW
Project Number: CO 152542/S 224301

Lab Number: L2503165
Report Date: 02/10/25

SAMPLE RESULTS

Lab ID: L2503165-01
 Client ID: OFFICE-IA-01.14.25
 Sample Location: LINWOOD ST, WORTMAN ST, AND
 STANLEY AVE, BROOKLYN, NY

Date Collected: 01/15/25 10:19
 Date Received: 01/16/25
 Field Prep: Not Specified

Sample Depth:
 Matrix: Air
 Analytical Method: 48,TO-15-SIM
 Analytical Date: 02/07/25 19:11
 Analyst: TPH

Parameter	ppbV			ug/m3			Qualifier	Dilution Factor
	Results	RL	MDL	Results	RL	MDL		
Volatile Organics in Air by SIM - Mansfield Air Lab								
Dichlorodifluoromethane	0.598	0.200	0.050	2.96	0.989	0.247		1
Chloromethane	0.474	0.200	0.076	0.979	0.413	0.156		1
Freon-114	0.015	0.050	0.006	0.105	0.349	0.045	J	1
Vinyl chloride	ND	0.020	0.009	ND	0.051	0.023		1
Bromomethane	0.015	0.020	0.009	0.058	0.078	0.037	J	1
Chloroethane	ND	0.100	0.040	ND	0.264	0.104		1
Ethanol	100	5.00	1.35	188	9.42	2.54		1
Trichlorofluoromethane	0.261	0.050	0.009	1.47	0.281	0.052		1
1,1-Dichloroethene	ND	0.020	0.008	ND	0.079	0.031		1
Tert-Butyl Alcohol	ND	0.500	0.134	ND	1.52	0.406		1
Methylene chloride	0.412	0.500	0.110	1.43	1.74	0.382	J	1
Freon-113	0.072	0.050	0.008	0.552	0.383	0.064		1
trans-1,2-Dichloroethene	0.030	0.020	0.009	0.119	0.079	0.036		1
1,1-Dichloroethane	ND	0.020	0.009	ND	0.081	0.035		1
Methyl tert butyl ether	ND	0.200	0.026	ND	0.721	0.094		1
2-Butanone	0.250	0.500	0.132	0.737	1.47	0.389	J	1
cis-1,2-Dichloroethene	0.022	0.020	0.010	0.087	0.079	0.040		1
Chloroform	0.518	0.020	0.007	2.53	0.098	0.035		1
1,2-Dichloroethane	0.044	0.020	0.008	0.178	0.081	0.034		1
n-Hexane	1.03	0.200	0.047	3.63	0.705	0.166		1
1,1,1-Trichloroethane	ND	0.020	0.006	ND	0.109	0.032		1
Benzene	0.349	0.100	0.030	1.11	0.319	0.095		1
Carbon tetrachloride	0.100	0.020	0.011	0.629	0.126	0.069		1



Project Name: LINWOOD STREET GW
Project Number: CO 152542/S 224301

Lab Number: L2503165
Report Date: 02/10/25

SAMPLE RESULTS

Lab ID: L2503165-01
 Client ID: OFFICE-IA-01.14.25
 Sample Location: LINWOOD ST, WORTMAN ST, AND
 STANLEY AVE, BROOKLYN, NY

Date Collected: 01/15/25 10:19
 Date Received: 01/16/25
 Field Prep: Not Specified

Sample Depth:

Parameter	ppbV			ug/m3			Qualifier	Dilution Factor
	Results	RL	MDL	Results	RL	MDL		
Volatile Organics in Air by SIM - Mansfield Air Lab								
Cyclohexane	0.171	0.200	0.031	0.589	0.688	0.108	J	1
1,2-Dichloropropane	ND	0.020	0.008	ND	0.092	0.038		1
Bromodichloromethane	ND	0.020	0.007	ND	0.134	0.050		1
1,4-Dioxane	ND	0.100	0.034	ND	0.360	0.124		1
Trichloroethene	0.049	0.020	0.006	0.263	0.107	0.032		1
2,2,4-Trimethylpentane	0.885	0.200	0.037	4.13	0.934	0.173		1
Heptane	0.135	0.200	0.031	0.553	0.820	0.128	J	1
cis-1,3-Dichloropropene	ND	0.020	0.012	ND	0.091	0.054		1
4-Methyl-2-pentanone	ND	0.500	0.191	ND	2.05	0.783		1
trans-1,3-Dichloropropene	ND	0.020	0.012	ND	0.091	0.052		1
1,1,2-Trichloroethane	ND	0.020	0.010	ND	0.109	0.053		1
Toluene	1.13	0.100	0.017	4.26	0.377	0.063		1
Dibromochloromethane	ND	0.020	0.008	ND	0.170	0.068		1
1,2-Dibromoethane	ND	0.020	0.009	ND	0.154	0.070		1
Tetrachloroethene	0.029	0.020	0.007	0.197	0.136	0.050		1
Chlorobenzene	ND	0.100	0.026	ND	0.461	0.119		1
Ethylbenzene	0.104	0.020	0.009	0.452	0.087	0.037		1
p/m-Xylene	0.392	0.040	0.018	1.70	0.174	0.078		1
Bromoform	ND	0.020	0.011	ND	0.207	0.115		1
Styrene	0.023	0.020	0.008	0.098	0.085	0.034		1
1,1,1,2-Tetrachloroethane	ND	0.020	0.007	ND	0.137	0.046		1
o-Xylene	0.171	0.020	0.009	0.743	0.087	0.038		1
1,3,5-Trimethylbenzene	0.033	0.020	0.010	0.162	0.098	0.047		1
1,2,4-Trimethylbenzene	0.152	0.020	0.008	0.747	0.098	0.037		1
Benzyl chloride	ND	0.100	0.033	ND	0.518	0.172		1
1,3-Dichlorobenzene	ND	0.020	0.008	ND	0.120	0.046		1



Project Name: LINWOOD STREET GW
Project Number: CO 152542/S 224301

Lab Number: L2503165
Report Date: 02/10/25

SAMPLE RESULTS

Lab ID: L2503165-01
 Client ID: OFFICE-IA-01.14.25
 Sample Location: LINWOOD ST, WORTMAN ST, AND
 STANLEY AVE, BROOKLYN, NY

Date Collected: 01/15/25 10:19
 Date Received: 01/16/25
 Field Prep: Not Specified

Sample Depth:

Parameter	ppbV			ug/m3			Qualifier	Dilution Factor
	Results	RL	MDL	Results	RL	MDL		
Volatile Organics in Air by SIM - Mansfield Air Lab								
1,4-Dichlorobenzene	0.014	0.020	0.008	0.084	0.120	0.045	J	1
1,2-Dichlorobenzene	ND	0.020	0.006	ND	0.120	0.037		1
1,2,4-Trichlorobenzene	ND	0.050	0.015	ND	0.371	0.108		1
Naphthalene	0.167	0.050	0.021	0.876	0.262	0.110		1
Hexachlorobutadiene	ND	0.050	0.011	ND	0.533	0.117		1

Internal Standard	% Recovery	Qualifier	Acceptance Criteria
1,4-difluorobenzene	93		60-140
bromochloromethane	100		60-140
chlorobenzene-d5	98		60-140



Project Name: LINWOOD STREET GW
Project Number: CO 152542/S 224301

Lab Number: L2503165
Report Date: 02/10/25

SAMPLE RESULTS

Lab ID: L2503165-02
 Client ID: STANLEY WH-IA-01.14.25
 Sample Location: LINWOOD ST, WORTMAN ST, AND
 STANLEY AVE, BROOKLYN, NY

Date Collected: 01/15/25 10:20
 Date Received: 01/16/25
 Field Prep: Not Specified

Sample Depth:
 Matrix: Air
 Analytical Method: 48,TO-15-SIM
 Analytical Date: 02/07/25 19:48
 Analyst: TPH

Parameter	ppbV			ug/m3			Qualifier	Dilution Factor
	Results	RL	MDL	Results	RL	MDL		
Volatile Organics in Air by SIM - Mansfield Air Lab								
Dichlorodifluoromethane	0.554	0.200	0.050	2.74	0.989	0.247		1
Chloromethane	0.476	0.200	0.076	0.983	0.413	0.156		1
Freon-114	0.014	0.050	0.006	0.098	0.349	0.045	J	1
Vinyl chloride	ND	0.020	0.009	ND	0.051	0.023		1
Bromomethane	0.011	0.020	0.009	0.043	0.078	0.037	J	1
Chloroethane	ND	0.100	0.040	ND	0.264	0.104		1
Ethanol	20.3	5.00	1.35	38.3	9.42	2.54		1
Trichlorofluoromethane	0.245	0.050	0.009	1.38	0.281	0.052		1
1,1-Dichloroethene	ND	0.020	0.008	ND	0.079	0.031		1
Tert-Butyl Alcohol	ND	0.500	0.134	ND	1.52	0.406		1
Methylene chloride	0.656	0.500	0.110	2.28	1.74	0.382		1
Freon-113	0.082	0.050	0.008	0.628	0.383	0.064		1
trans-1,2-Dichloroethene	ND	0.020	0.009	ND	0.079	0.036		1
1,1-Dichloroethane	ND	0.020	0.009	ND	0.081	0.035		1
Methyl tert butyl ether	ND	0.200	0.026	ND	0.721	0.094		1
2-Butanone	0.203	0.500	0.132	0.599	1.47	0.389	J	1
cis-1,2-Dichloroethene	0.024	0.020	0.010	0.095	0.079	0.040		1
Chloroform	0.695	0.020	0.007	3.39	0.098	0.035		1
1,2-Dichloroethane	0.036	0.020	0.008	0.146	0.081	0.034		1
n-Hexane	0.618	0.200	0.047	2.18	0.705	0.166		1
1,1,1-Trichloroethane	ND	0.020	0.006	ND	0.109	0.032		1
Benzene	0.235	0.100	0.030	0.751	0.319	0.095		1
Carbon tetrachloride	0.110	0.020	0.011	0.692	0.126	0.069		1



Project Name: LINWOOD STREET GW
Project Number: CO 152542/S 224301

Lab Number: L2503165
Report Date: 02/10/25

SAMPLE RESULTS

Lab ID: L2503165-02
 Client ID: STANLEY WH-IA-01.14.25
 Sample Location: LINWOOD ST, WORTMAN ST, AND
 STANLEY AVE, BROOKLYN, NY

Date Collected: 01/15/25 10:20
 Date Received: 01/16/25
 Field Prep: Not Specified

Sample Depth:

Parameter	ppbV			ug/m3			Qualifier	Dilution Factor
	Results	RL	MDL	Results	RL	MDL		
Volatile Organics in Air by SIM - Mansfield Air Lab								
Cyclohexane	0.074	0.200	0.031	0.255	0.688	0.108	J	1
1,2-Dichloropropane	ND	0.020	0.008	ND	0.092	0.038		1
Bromodichloromethane	ND	0.020	0.007	ND	0.134	0.050		1
1,4-Dioxane	ND	0.100	0.034	ND	0.360	0.124		1
Trichloroethene	0.059	0.020	0.006	0.317	0.107	0.032		1
2,2,4-Trimethylpentane	0.136	0.200	0.037	0.635	0.934	0.173	J	1
Heptane	0.073	0.200	0.031	0.299	0.820	0.128	J	1
cis-1,3-Dichloropropene	ND	0.020	0.012	ND	0.091	0.054		1
4-Methyl-2-pentanone	ND	0.500	0.191	ND	2.05	0.783		1
trans-1,3-Dichloropropene	ND	0.020	0.012	ND	0.091	0.052		1
1,1,2-Trichloroethane	ND	0.020	0.010	ND	0.109	0.053		1
Toluene	1.08	0.100	0.017	4.07	0.377	0.063		1
Dibromochloromethane	ND	0.020	0.008	ND	0.170	0.068		1
1,2-Dibromoethane	ND	0.020	0.009	ND	0.154	0.070		1
Tetrachloroethene	0.025	0.020	0.007	0.170	0.136	0.050		1
Chlorobenzene	ND	0.100	0.026	ND	0.461	0.119		1
Ethylbenzene	0.101	0.020	0.009	0.439	0.087	0.037		1
p/m-Xylene	0.410	0.040	0.018	1.78	0.174	0.078		1
Bromoform	ND	0.020	0.011	ND	0.207	0.115		1
Styrene	0.020	0.020	0.008	0.085	0.085	0.034		1
1,1,1,2-Tetrachloroethane	ND	0.020	0.007	ND	0.137	0.046		1
o-Xylene	0.170	0.020	0.009	0.738	0.087	0.038		1
1,3,5-Trimethylbenzene	0.026	0.020	0.010	0.128	0.098	0.047		1
1,2,4-Trimethylbenzene	0.126	0.020	0.008	0.619	0.098	0.037		1
Benzyl chloride	ND	0.100	0.033	ND	0.518	0.172		1
1,3-Dichlorobenzene	ND	0.020	0.008	ND	0.120	0.046		1



Project Name: LINWOOD STREET GW
Project Number: CO 152542/S 224301

Lab Number: L2503165
Report Date: 02/10/25

SAMPLE RESULTS

Lab ID: L2503165-02
 Client ID: STANLEY WH-IA-01.14.25
 Sample Location: LINWOOD ST, WORTMAN ST, AND
 STANLEY AVE, BROOKLYN, NY

Date Collected: 01/15/25 10:20
 Date Received: 01/16/25
 Field Prep: Not Specified

Sample Depth:

Parameter	ppbV			ug/m3			Qualifier	Dilution Factor
	Results	RL	MDL	Results	RL	MDL		
Volatile Organics in Air by SIM - Mansfield Air Lab								
1,4-Dichlorobenzene	0.016	0.020	0.008	0.096	0.120	0.045	J	1
1,2-Dichlorobenzene	ND	0.020	0.006	ND	0.120	0.037		1
1,2,4-Trichlorobenzene	ND	0.050	0.015	ND	0.371	0.108		1
Naphthalene	0.191	0.050	0.021	1.00	0.262	0.110		1
Hexachlorobutadiene	ND	0.050	0.011	ND	0.533	0.117		1

Internal Standard	% Recovery	Qualifier	Acceptance Criteria
1,4-difluorobenzene	92		60-140
bromochloromethane	99		60-140
chlorobenzene-d5	98		60-140



Project Name: LINWOOD STREET GW
Project Number: CO 152542/S 224301

Lab Number: L2503165
Report Date: 02/10/25

SAMPLE RESULTS

Lab ID: L2503165-03
 Client ID: LINWOOD WH-IA-01.14.25
 Sample Location: LINWOOD ST, WORTMAN ST, AND
 STANLEY AVE, BROOKLYN, NY

Date Collected: 01/15/25 10:47
 Date Received: 01/16/25
 Field Prep: Not Specified

Sample Depth:
 Matrix: Air
 Analytical Method: 48,TO-15-SIM
 Analytical Date: 02/07/25 20:26
 Analyst: TPH

Parameter	ppbV			ug/m3			Qualifier	Dilution Factor
	Results	RL	MDL	Results	RL	MDL		
Volatile Organics in Air by SIM - Mansfield Air Lab								
Dichlorodifluoromethane	0.561	0.200	0.050	2.77	0.989	0.247		1
Chloromethane	0.477	0.200	0.076	0.985	0.413	0.156		1
Freon-114	0.016	0.050	0.006	0.112	0.349	0.045	J	1
Vinyl chloride	ND	0.020	0.009	ND	0.051	0.023		1
Bromomethane	0.013	0.020	0.009	0.051	0.078	0.037	J	1
Chloroethane	ND	0.100	0.040	ND	0.264	0.104		1
Ethanol	34.2	5.00	1.35	64.4	9.42	2.54		1
Trichlorofluoromethane	0.251	0.050	0.009	1.41	0.281	0.052		1
1,1-Dichloroethene	ND	0.020	0.008	ND	0.079	0.031		1
Tert-Butyl Alcohol	ND	0.500	0.134	ND	1.52	0.406		1
Methylene chloride	0.210	0.500	0.110	0.730	1.74	0.382	J	1
Freon-113	0.076	0.050	0.008	0.583	0.383	0.064		1
trans-1,2-Dichloroethene	0.017	0.020	0.009	0.067	0.079	0.036	J	1
1,1-Dichloroethane	ND	0.020	0.009	ND	0.081	0.035		1
Methyl tert butyl ether	ND	0.200	0.026	ND	0.721	0.094		1
2-Butanone	0.190	0.500	0.132	0.560	1.47	0.389	J	1
cis-1,2-Dichloroethene	ND	0.020	0.010	ND	0.079	0.040		1
Chloroform	0.184	0.020	0.007	0.899	0.098	0.035		1
1,2-Dichloroethane	0.026	0.020	0.008	0.105	0.081	0.034		1
n-Hexane	0.459	0.200	0.047	1.62	0.705	0.166		1
1,1,1-Trichloroethane	ND	0.020	0.006	ND	0.109	0.032		1
Benzene	0.197	0.100	0.030	0.629	0.319	0.095		1
Carbon tetrachloride	0.206	0.020	0.011	1.30	0.126	0.069		1



Project Name: LINWOOD STREET GW
Project Number: CO 152542/S 224301

Lab Number: L2503165
Report Date: 02/10/25

SAMPLE RESULTS

Lab ID: L2503165-03
 Client ID: LINWOOD WH-IA-01.14.25
 Sample Location: LINWOOD ST, WORTMAN ST, AND
 STANLEY AVE, BROOKLYN, NY

Date Collected: 01/15/25 10:47
 Date Received: 01/16/25
 Field Prep: Not Specified

Sample Depth:

Parameter	ppbV			ug/m3			Qualifier	Dilution Factor
	Results	RL	MDL	Results	RL	MDL		
Volatile Organics in Air by SIM - Mansfield Air Lab								
Cyclohexane	0.103	0.200	0.031	0.355	0.688	0.108	J	1
1,2-Dichloropropane	ND	0.020	0.008	ND	0.092	0.038		1
Bromodichloromethane	ND	0.020	0.007	ND	0.134	0.050		1
1,4-Dioxane	ND	0.100	0.034	ND	0.360	0.124		1
Trichloroethene	0.024	0.020	0.006	0.129	0.107	0.032		1
2,2,4-Trimethylpentane	0.072	0.200	0.037	0.336	0.934	0.173	J	1
Heptane	0.070	0.200	0.031	0.287	0.820	0.128	J	1
cis-1,3-Dichloropropene	ND	0.020	0.012	ND	0.091	0.054		1
4-Methyl-2-pentanone	ND	0.500	0.191	ND	2.05	0.783		1
trans-1,3-Dichloropropene	ND	0.020	0.012	ND	0.091	0.052		1
1,1,2-Trichloroethane	ND	0.020	0.010	ND	0.109	0.053		1
Toluene	0.332	0.100	0.017	1.25	0.377	0.063		1
Dibromochloromethane	ND	0.020	0.008	ND	0.170	0.068		1
1,2-Dibromoethane	ND	0.020	0.009	ND	0.154	0.070		1
Tetrachloroethene	0.051	0.020	0.007	0.346	0.136	0.050		1
Chlorobenzene	ND	0.100	0.026	ND	0.461	0.119		1
Ethylbenzene	0.039	0.020	0.009	0.169	0.087	0.037		1
p/m-Xylene	0.135	0.040	0.018	0.586	0.174	0.078		1
Bromoform	ND	0.020	0.011	ND	0.207	0.115		1
Styrene	0.018	0.020	0.008	0.077	0.085	0.034	J	1
1,1,1,2-Tetrachloroethane	ND	0.020	0.007	ND	0.137	0.046		1
o-Xylene	0.062	0.020	0.009	0.269	0.087	0.038		1
1,3,5-Trimethylbenzene	0.019	0.020	0.010	0.093	0.098	0.047	J	1
1,2,4-Trimethylbenzene	0.073	0.020	0.008	0.359	0.098	0.037		1
Benzyl chloride	ND	0.100	0.033	ND	0.518	0.172		1
1,3-Dichlorobenzene	ND	0.020	0.008	ND	0.120	0.046		1



Project Name: LINWOOD STREET GW
Project Number: CO 152542/S 224301

Lab Number: L2503165
Report Date: 02/10/25

SAMPLE RESULTS

Lab ID: L2503165-03
 Client ID: LINWOOD WH-IA-01.14.25
 Sample Location: LINWOOD ST, WORTMAN ST, AND
 STANLEY AVE, BROOKLYN, NY

Date Collected: 01/15/25 10:47
 Date Received: 01/16/25
 Field Prep: Not Specified

Sample Depth:

Parameter	ppbV			ug/m3			Qualifier	Dilution Factor
	Results	RL	MDL	Results	RL	MDL		
Volatile Organics in Air by SIM - Mansfield Air Lab								
1,4-Dichlorobenzene	0.023	0.020	0.008	0.138	0.120	0.045		1
1,2-Dichlorobenzene	ND	0.020	0.006	ND	0.120	0.037		1
1,2,4-Trichlorobenzene	ND	0.050	0.015	ND	0.371	0.108		1
Naphthalene	0.031	0.050	0.021	0.163	0.262	0.110	J	1
Hexachlorobutadiene	ND	0.050	0.011	ND	0.533	0.117		1

Internal Standard	% Recovery	Qualifier	Acceptance Criteria
1,4-difluorobenzene	88		60-140
bromochloromethane	96		60-140
chlorobenzene-d5	94		60-140



Project Name: LINWOOD STREET GW
Project Number: CO 152542/S 224301

Lab Number: L2503165
Report Date: 02/10/25

SAMPLE RESULTS

Lab ID: L2503165-04
 Client ID: DUP-IA-01.14.25
 Sample Location: LINWOOD ST, WORTMAN ST, AND
 STANLEY AVE, BROOKLYN, NY

Date Collected: 01/15/25 10:20
 Date Received: 01/16/25
 Field Prep: Not Specified

Sample Depth:
 Matrix: Air
 Analytical Method: 48,TO-15-SIM
 Analytical Date: 02/07/25 21:04
 Analyst: TPH

Parameter	ppbV			ug/m3			Qualifier	Dilution Factor
	Results	RL	MDL	Results	RL	MDL		
Volatile Organics in Air by SIM - Mansfield Air Lab								
Dichlorodifluoromethane	0.559	0.200	0.050	2.76	0.989	0.247		1
Chloromethane	0.483	0.200	0.076	0.997	0.413	0.156		1
Freon-114	0.015	0.050	0.006	0.105	0.349	0.045	J	1
Vinyl chloride	ND	0.020	0.009	ND	0.051	0.023		1
Bromomethane	0.012	0.020	0.009	0.047	0.078	0.037	J	1
Chloroethane	ND	0.100	0.040	ND	0.264	0.104		1
Ethanol	19.8	5.00	1.35	37.3	9.42	2.54		1
Trichlorofluoromethane	0.253	0.050	0.009	1.42	0.281	0.052		1
1,1-Dichloroethene	ND	0.020	0.008	ND	0.079	0.031		1
Tert-Butyl Alcohol	ND	0.500	0.134	ND	1.52	0.406		1
Methylene chloride	0.637	0.500	0.110	2.21	1.74	0.382		1
Freon-113	0.072	0.050	0.008	0.552	0.383	0.064		1
trans-1,2-Dichloroethene	ND	0.020	0.009	ND	0.079	0.036		1
1,1-Dichloroethane	ND	0.020	0.009	ND	0.081	0.035		1
Methyl tert butyl ether	ND	0.200	0.026	ND	0.721	0.094		1
2-Butanone	0.202	0.500	0.132	0.596	1.47	0.389	J	1
cis-1,2-Dichloroethene	0.024	0.020	0.010	0.095	0.079	0.040		1
Chloroform	0.657	0.020	0.007	3.21	0.098	0.035		1
1,2-Dichloroethane	0.035	0.020	0.008	0.142	0.081	0.034		1
n-Hexane	0.885	0.200	0.047	3.12	0.705	0.166		1
1,1,1-Trichloroethane	ND	0.020	0.006	ND	0.109	0.032		1
Benzene	0.239	0.100	0.030	0.764	0.319	0.095		1
Carbon tetrachloride	0.097	0.020	0.011	0.610	0.126	0.069		1



Project Name: LINWOOD STREET GW
Project Number: CO 152542/S 224301

Lab Number: L2503165
Report Date: 02/10/25

SAMPLE RESULTS

Lab ID: L2503165-04
 Client ID: DUP-IA-01.14.25
 Sample Location: LINWOOD ST, WORTMAN ST, AND
 STANLEY AVE, BROOKLYN, NY

Date Collected: 01/15/25 10:20
 Date Received: 01/16/25
 Field Prep: Not Specified

Sample Depth:

Parameter	ppbV			ug/m3			Qualifier	Dilution Factor
	Results	RL	MDL	Results	RL	MDL		
Volatile Organics in Air by SIM - Mansfield Air Lab								
Cyclohexane	0.083	0.200	0.031	0.286	0.688	0.108	J	1
1,2-Dichloropropane	ND	0.020	0.008	ND	0.092	0.038		1
Bromodichloromethane	ND	0.020	0.007	ND	0.134	0.050		1
1,4-Dioxane	ND	0.100	0.034	ND	0.360	0.124		1
Trichloroethene	0.055	0.020	0.006	0.296	0.107	0.032		1
2,2,4-Trimethylpentane	0.133	0.200	0.037	0.621	0.934	0.173	J	1
Heptane	0.065	0.200	0.031	0.266	0.820	0.128	J	1
cis-1,3-Dichloropropene	ND	0.020	0.012	ND	0.091	0.054		1
4-Methyl-2-pentanone	ND	0.500	0.191	ND	2.05	0.783		1
trans-1,3-Dichloropropene	ND	0.020	0.012	ND	0.091	0.052		1
1,1,2-Trichloroethane	ND	0.020	0.010	ND	0.109	0.053		1
Toluene	1.05	0.100	0.017	3.96	0.377	0.063		1
Dibromochloromethane	ND	0.020	0.008	ND	0.170	0.068		1
1,2-Dibromoethane	ND	0.020	0.009	ND	0.154	0.070		1
Tetrachloroethene	0.024	0.020	0.007	0.163	0.136	0.050		1
Chlorobenzene	ND	0.100	0.026	ND	0.461	0.119		1
Ethylbenzene	0.099	0.020	0.009	0.430	0.087	0.037		1
p/m-Xylene	0.389	0.040	0.018	1.69	0.174	0.078		1
Bromoform	ND	0.020	0.011	ND	0.207	0.115		1
Styrene	0.020	0.020	0.008	0.085	0.085	0.034		1
1,1,1,2-Tetrachloroethane	ND	0.020	0.007	ND	0.137	0.046		1
o-Xylene	0.171	0.020	0.009	0.743	0.087	0.038		1
1,3,5-Trimethylbenzene	0.025	0.020	0.010	0.123	0.098	0.047		1
1,2,4-Trimethylbenzene	0.121	0.020	0.008	0.595	0.098	0.037		1
Benzyl chloride	ND	0.100	0.033	ND	0.518	0.172		1
1,3-Dichlorobenzene	ND	0.020	0.008	ND	0.120	0.046		1



Project Name: LINWOOD STREET GW
Project Number: CO 152542/S 224301

Lab Number: L2503165
Report Date: 02/10/25

SAMPLE RESULTS

Lab ID: L2503165-04
 Client ID: DUP-IA-01.14.25
 Sample Location: LINWOOD ST, WORTMAN ST, AND
 STANLEY AVE, BROOKLYN, NY

Date Collected: 01/15/25 10:20
 Date Received: 01/16/25
 Field Prep: Not Specified

Sample Depth:

Parameter	ppbV			ug/m3			Qualifier	Dilution Factor
	Results	RL	MDL	Results	RL	MDL		
Volatile Organics in Air by SIM - Mansfield Air Lab								
1,4-Dichlorobenzene	0.014	0.020	0.008	0.084	0.120	0.045	J	1
1,2-Dichlorobenzene	ND	0.020	0.006	ND	0.120	0.037		1
1,2,4-Trichlorobenzene	ND	0.050	0.015	ND	0.371	0.108		1
Naphthalene	0.150	0.050	0.021	0.787	0.262	0.110		1
Hexachlorobutadiene	ND	0.050	0.011	ND	0.533	0.117		1

Internal Standard	% Recovery	Qualifier	Acceptance Criteria
1,4-difluorobenzene	91		60-140
bromochloromethane	97		60-140
chlorobenzene-d5	98		60-140



Project Name: LINWOOD STREET GW
Project Number: CO 152542/S 224301

Lab Number: L2503165
Report Date: 02/10/25

SAMPLE RESULTS

Lab ID: L2503165-05
 Client ID: OA-01.14.25
 Sample Location: LINWOOD ST, WORTMAN ST, AND
 STANLEY AVE, BROOKLYN, NY

Date Collected: 01/15/25 10:44
 Date Received: 01/16/25
 Field Prep: Not Specified

Sample Depth:
 Matrix: Air
 Analytical Method: 48,TO-15-SIM
 Analytical Date: 02/07/25 18:33
 Analyst: TPH

Parameter	ppbV			ug/m3			Qualifier	Dilution Factor
	Results	RL	MDL	Results	RL	MDL		
Volatile Organics in Air by SIM - Mansfield Air Lab								
Dichlorodifluoromethane	0.597	0.200	0.050	2.95	0.989	0.247		1
Chloromethane	0.516	0.200	0.076	1.07	0.413	0.156		1
Freon-114	0.015	0.050	0.006	0.105	0.349	0.045	J	1
Vinyl chloride	ND	0.020	0.009	ND	0.051	0.023		1
Bromomethane	0.013	0.020	0.009	0.051	0.078	0.037	J	1
Chloroethane	ND	0.100	0.040	ND	0.264	0.104		1
Ethanol	2.38	5.00	1.35	4.48	9.42	2.54	J	1
Trichlorofluoromethane	0.269	0.050	0.009	1.51	0.281	0.052		1
1,1-Dichloroethene	ND	0.020	0.008	ND	0.079	0.031		1
Tert-Butyl Alcohol	ND	0.500	0.134	ND	1.52	0.406		1
Methylene chloride	0.162	0.500	0.110	0.563	1.74	0.382	J	1
Freon-113	0.098	0.050	0.008	0.751	0.383	0.064		1
trans-1,2-Dichloroethene	ND	0.020	0.009	ND	0.079	0.036		1
1,1-Dichloroethane	ND	0.020	0.009	ND	0.081	0.035		1
Methyl tert butyl ether	ND	0.200	0.026	ND	0.721	0.094		1
2-Butanone	0.145	0.500	0.132	0.428	1.47	0.389	J	1
cis-1,2-Dichloroethene	0.012	0.020	0.010	0.048	0.079	0.040	J	1
Chloroform	0.100	0.020	0.007	0.488	0.098	0.035		1
1,2-Dichloroethane	0.025	0.020	0.008	0.101	0.081	0.034		1
n-Hexane	0.463	0.200	0.047	1.63	0.705	0.166		1
1,1,1-Trichloroethane	ND	0.020	0.006	ND	0.109	0.032		1
Benzene	0.201	0.100	0.030	0.642	0.319	0.095		1
Carbon tetrachloride	0.106	0.020	0.011	0.667	0.126	0.069		1



Project Name: LINWOOD STREET GW
Project Number: CO 152542/S 224301

Lab Number: L2503165
Report Date: 02/10/25

SAMPLE RESULTS

Lab ID: L2503165-05
 Client ID: OA-01.14.25
 Sample Location: LINWOOD ST, WORTMAN ST, AND
 STANLEY AVE, BROOKLYN, NY

Date Collected: 01/15/25 10:44
 Date Received: 01/16/25
 Field Prep: Not Specified

Sample Depth:

Parameter	ppbV			ug/m3			Qualifier	Dilution Factor
	Results	RL	MDL	Results	RL	MDL		
Volatile Organics in Air by SIM - Mansfield Air Lab								
Cyclohexane	0.049	0.200	0.031	0.169	0.688	0.108	J	1
1,2-Dichloropropane	ND	0.020	0.008	ND	0.092	0.038		1
Bromodichloromethane	ND	0.020	0.007	ND	0.134	0.050		1
1,4-Dioxane	ND	0.100	0.034	ND	0.360	0.124		1
Trichloroethene	0.020	0.020	0.006	0.107	0.107	0.032		1
2,2,4-Trimethylpentane	0.064	0.200	0.037	0.299	0.934	0.173	J	1
Heptane	0.062	0.200	0.031	0.254	0.820	0.128	J	1
cis-1,3-Dichloropropene	ND	0.020	0.012	ND	0.091	0.054		1
4-Methyl-2-pentanone	ND	0.500	0.191	ND	2.05	0.783		1
trans-1,3-Dichloropropene	ND	0.020	0.012	ND	0.091	0.052		1
1,1,2-Trichloroethane	ND	0.020	0.010	ND	0.109	0.053		1
Toluene	0.158	0.100	0.017	0.595	0.377	0.063		1
Dibromochloromethane	ND	0.020	0.008	ND	0.170	0.068		1
1,2-Dibromoethane	ND	0.020	0.009	ND	0.154	0.070		1
Tetrachloroethene	0.114	0.020	0.007	0.773	0.136	0.050		1
Chlorobenzene	ND	0.100	0.026	ND	0.461	0.119		1
Ethylbenzene	0.028	0.020	0.009	0.122	0.087	0.037		1
p/m-Xylene	0.076	0.040	0.018	0.330	0.174	0.078		1
Bromoform	ND	0.020	0.011	ND	0.207	0.115		1
Styrene	ND	0.020	0.008	ND	0.085	0.034		1
1,1,2,2-Tetrachloroethane	ND	0.020	0.007	ND	0.137	0.046		1
o-Xylene	0.030	0.020	0.009	0.130	0.087	0.038		1
1,3,5-Trimethylbenzene	ND	0.020	0.010	ND	0.098	0.047		1
1,2,4-Trimethylbenzene	0.030	0.020	0.008	0.147	0.098	0.037		1
Benzyl chloride	ND	0.100	0.033	ND	0.518	0.172		1
1,3-Dichlorobenzene	ND	0.020	0.008	ND	0.120	0.046		1



Project Name: LINWOOD STREET GW
Project Number: CO 152542/S 224301

Lab Number: L2503165
Report Date: 02/10/25

SAMPLE RESULTS

Lab ID: L2503165-05
 Client ID: OA-01.14.25
 Sample Location: LINWOOD ST, WORTMAN ST, AND
 STANLEY AVE, BROOKLYN, NY

Date Collected: 01/15/25 10:44
 Date Received: 01/16/25
 Field Prep: Not Specified

Sample Depth:

Parameter	ppbV			ug/m3			Qualifier	Dilution Factor
	Results	RL	MDL	Results	RL	MDL		
Volatile Organics in Air by SIM - Mansfield Air Lab								
1,4-Dichlorobenzene	0.015	0.020	0.008	0.090	0.120	0.045	J	1
1,2-Dichlorobenzene	ND	0.020	0.006	ND	0.120	0.037		1
1,2,4-Trichlorobenzene	ND	0.050	0.015	ND	0.371	0.108		1
Naphthalene	ND	0.050	0.021	ND	0.262	0.110		1
Hexachlorobutadiene	ND	0.050	0.011	ND	0.533	0.117		1

Internal Standard	% Recovery	Qualifier	Acceptance Criteria
1,4-difluorobenzene	83		60-140
bromochloromethane	94		60-140
chlorobenzene-d5	83		60-140



Project Name: LINWOOD STREET GW

Lab Number: L2503165

Project Number: CO 152542/S 224301

Report Date: 02/10/25

Method Blank Analysis Batch Quality Control

Analytical Method: 48,TO-15-SIM

Analytical Date: 02/07/25 16:27

Parameter	ppbV			ug/m3			Qualifier	Dilution Factor
	Results	RL	MDL	Results	RL	MDL		
Volatile Organics in Air by SIM - Mansfield Air Lab for sample(s): 01-05 Batch: WG2027935-4								
Dichlorodifluoromethane	ND	0.200	0.050	ND	0.989	0.247		1
Chloromethane	ND	0.200	0.076	ND	0.413	0.156		1
Freon-114	ND	0.050	0.006	ND	0.349	0.045		1
Vinyl chloride	ND	0.020	0.009	ND	0.051	0.023		1
Bromomethane	ND	0.020	0.009	ND	0.078	0.037		1
Chloroethane	ND	0.100	0.040	ND	0.264	0.104		1
Ethanol	ND	5.00	1.35	ND	9.42	2.54		1
Trichlorofluoromethane	ND	0.050	0.009	ND	0.281	0.052		1
1,1-Dichloroethene	ND	0.020	0.008	ND	0.079	0.031		1
Tert-Butyl Alcohol	ND	0.500	0.134	ND	1.52	0.406		1
Methylene chloride	ND	0.500	0.110	ND	1.74	0.382		1
Freon-113	ND	0.050	0.008	ND	0.383	0.064		1
trans-1,2-Dichloroethene	ND	0.020	0.009	ND	0.079	0.036		1
1,1-Dichloroethane	ND	0.020	0.009	ND	0.081	0.035		1
Methyl tert butyl ether	ND	0.200	0.026	ND	0.721	0.094		1
2-Butanone	ND	0.500	0.132	ND	1.47	0.389		1
cis-1,2-Dichloroethene	ND	0.020	0.010	ND	0.079	0.040		1
Chloroform	ND	0.020	0.007	ND	0.098	0.035		1
1,2-Dichloroethane	ND	0.020	0.008	ND	0.081	0.034		1
n-Hexane	ND	0.200	0.047	ND	0.705	0.166		1
1,1,1-Trichloroethane	ND	0.020	0.006	ND	0.109	0.032		1
Benzene	ND	0.100	0.030	ND	0.319	0.095		1
Carbon tetrachloride	ND	0.020	0.011	ND	0.126	0.069		1
Cyclohexane	ND	0.200	0.031	ND	0.688	0.108		1
1,2-Dichloropropane	ND	0.020	0.008	ND	0.092	0.038		1



Project Name: LINWOOD STREET GW

Lab Number: L2503165

Project Number: CO 152542/S 224301

Report Date: 02/10/25

Method Blank Analysis Batch Quality Control

Analytical Method: 48,TO-15-SIM

Analytical Date: 02/07/25 16:27

Parameter	ppbV			ug/m3			Qualifier	Dilution Factor
	Results	RL	MDL	Results	RL	MDL		
Volatile Organics in Air by SIM - Mansfield Air Lab for sample(s): 01-05 Batch: WG2027935-4								
Bromodichloromethane	ND	0.020	0.007	ND	0.134	0.050		1
1,4-Dioxane	ND	0.100	0.034	ND	0.360	0.124		1
Trichloroethene	ND	0.020	0.006	ND	0.107	0.032		1
2,2,4-Trimethylpentane	ND	0.200	0.037	ND	0.934	0.173		1
Heptane	ND	0.200	0.031	ND	0.820	0.128		1
cis-1,3-Dichloropropene	ND	0.020	0.012	ND	0.091	0.054		1
4-Methyl-2-pentanone	ND	0.500	0.191	ND	2.05	0.783		1
trans-1,3-Dichloropropene	ND	0.020	0.012	ND	0.091	0.052		1
1,1,2-Trichloroethane	ND	0.020	0.010	ND	0.109	0.053		1
Toluene	ND	0.100	0.017	ND	0.377	0.063		1
Dibromochloromethane	ND	0.020	0.008	ND	0.170	0.068		1
1,2-Dibromoethane	ND	0.020	0.009	ND	0.154	0.070		1
Tetrachloroethene	ND	0.020	0.007	ND	0.136	0.050		1
Chlorobenzene	ND	0.100	0.026	ND	0.461	0.119		1
Ethylbenzene	ND	0.020	0.009	ND	0.087	0.037		1
p/m-Xylene	ND	0.040	0.018	ND	0.174	0.078		1
Bromoform	ND	0.020	0.011	ND	0.207	0.115		1
Styrene	ND	0.020	0.008	ND	0.085	0.034		1
1,1,2,2-Tetrachloroethane	ND	0.020	0.007	ND	0.137	0.046		1
o-Xylene	ND	0.020	0.009	ND	0.087	0.038		1
1,3,5-Trimethylbenzene	ND	0.020	0.010	ND	0.098	0.047		1
1,2,4-Trimethylbenzene	ND	0.020	0.008	ND	0.098	0.037		1
Benzyl chloride	ND	0.100	0.033	ND	0.518	0.172		1
1,3-Dichlorobenzene	ND	0.020	0.008	ND	0.120	0.046		1
1,4-Dichlorobenzene	ND	0.020	0.008	ND	0.120	0.045		1



Project Name: LINWOOD STREET GW

Lab Number: L2503165

Project Number: CO 152542/S 224301

Report Date: 02/10/25

Method Blank Analysis Batch Quality Control

Analytical Method: 48,TO-15-SIM

Analytical Date: 02/07/25 16:27

Parameter	ppbV			ug/m3			Qualifier	Dilution Factor
	Results	RL	MDL	Results	RL	MDL		
Volatile Organics in Air by SIM - Mansfield Air Lab for sample(s): 01-05 Batch: WG2027935-4								
1,2-Dichlorobenzene	ND	0.020	0.006	ND	0.120	0.037		1
1,2,4-Trichlorobenzene	ND	0.050	0.015	ND	0.371	0.108		1
Naphthalene	ND	0.050	0.021	ND	0.262	0.110		1
Hexachlorobutadiene	ND	0.050	0.011	ND	0.533	0.117		1



Lab Control Sample Analysis Batch Quality Control

Project Name: LINWOOD STREET GW
Project Number: CO 152542/S 224301

Lab Number: L2503165
Report Date: 02/10/25

Parameter	LCS %Recovery	Qual	LCSD %Recovery	Qual	%Recovery Limits	RPD	Qual	RPD Limits
Volatile Organics in Air by SIM - Mansfield Air Lab Associated sample(s): 01-05 Batch: WG2027935-3								
Dichlorodifluoromethane	75		-		70-130	-		25
Chloromethane	67	Q	-		70-130	-		25
Freon-114	76		-		70-130	-		25
Vinyl chloride	78		-		70-130	-		25
Bromomethane	86		-		70-130	-		25
Chloroethane	84		-		70-130	-		25
Ethanol	77		-		40-160	-		25
Trichlorofluoromethane	114		-		70-130	-		25
1,1-Dichloroethene	119		-		70-130	-		25
Tert-Butyl Alcohol ¹	124		-		70-130	-		25
Methylene chloride	105		-		70-130	-		25
Freon-113	107		-		70-130	-		25
trans-1,2-Dichloroethene	113		-		70-130	-		25
1,1-Dichloroethane	111		-		70-130	-		25
Methyl tert butyl ether	97		-		70-130	-		25
2-Butanone	100		-		70-130	-		25
cis-1,2-Dichloroethene	116		-		70-130	-		25
Chloroform	116		-		70-130	-		25
1,2-Dichloroethane	121		-		70-130	-		25
n-Hexane	115		-		70-130	-		25
1,1,1-Trichloroethane	108		-		70-130	-		25
Benzene	97		-		70-130	-		25
Carbon tetrachloride	126		-		70-130	-		25

Lab Control Sample Analysis
Batch Quality Control

Project Name: LINWOOD STREET GW
Project Number: CO 152542/S 224301

Lab Number: L2503165
Report Date: 02/10/25

Parameter	LCS %Recovery	Qual	LCSD %Recovery	Qual	%Recovery Limits	RPD	Qual	RPD Limits
Volatile Organics in Air by SIM - Mansfield Air Lab Associated sample(s): 01-05 Batch: WG2027935-3								
Cyclohexane	113		-		70-130	-		25
1,2-Dichloropropane	100		-		70-130	-		25
Bromodichloromethane	126		-		70-130	-		25
1,4-Dioxane	114		-		70-130	-		25
Trichloroethene	97		-		70-130	-		25
2,2,4-Trimethylpentane	118		-		70-130	-		25
Heptane	97		-		70-130	-		25
cis-1,3-Dichloropropene	110		-		70-130	-		25
4-Methyl-2-pentanone	99		-		70-130	-		25
trans-1,3-Dichloropropene	121		-		70-130	-		25
1,1,2-Trichloroethane	100		-		70-130	-		25
Toluene	91		-		70-130	-		25
Dibromochloromethane	115		-		70-130	-		25
1,2-Dibromoethane	97		-		70-130	-		25
Tetrachloroethene	89		-		70-130	-		25
Chlorobenzene	91		-		70-130	-		25
Ethylbenzene	90		-		70-130	-		25
p/m-Xylene	95		-		70-130	-		25
Bromoform	125		-		70-130	-		25
Styrene	96		-		70-130	-		25
1,1,2,2-Tetrachloroethane	106		-		70-130	-		25
o-Xylene	97		-		70-130	-		25
1,3,5-Trimethylbenzene	103		-		70-130	-		25

Lab Control Sample Analysis
Batch Quality Control

Project Name: LINWOOD STREET GW

Lab Number: L2503165

Project Number: CO 152542/S 224301

Report Date: 02/10/25

Parameter	LCS %Recovery	Qual	LCSD %Recovery	Qual	%Recovery Limits	RPD	Qual	RPD Limits
Volatile Organics in Air by SIM - Mansfield Air Lab Associated sample(s): 01-05 Batch: WG2027935-3								
1,2,4-Trimethylbenzene	103		-		70-130	-		25
Benzyl chloride	113		-		70-130	-		25
1,3-Dichlorobenzene	107		-		70-130	-		25
1,4-Dichlorobenzene	108		-		70-130	-		25
1,2-Dichlorobenzene	101		-		70-130	-		25
1,2,4-Trichlorobenzene	85		-		70-130	-		25
Naphthalene	95		-		70-130	-		25
Hexachlorobutadiene	87		-		70-130	-		25

Project Name: LINWOOD STREET GW

Serial_No:02102511:11
Lab Number: L2503165

Project Number: CO 152542/S 224301

Report Date: 02/10/25

Canister and Flow Controller Information

Samplenum	Client ID	Media ID	Media Type	Date Prepared	Bottle Order	Cleaning Batch ID	Can Leak Check	Initial Pressure (in. Hg)	Pressure on Receipt	Flow Controller Leak Chk	Flow Out mL/min	Flow In	% RPD
L2503165-01	OFFICE-IA-01.14.25	02273	Flow 5	01/10/25	499079		-	-	-	Pass	3.0	3.4	13
L2503165-01	OFFICE-IA-01.14.25	3270	6.0L Can	01/10/25	499079	L2500424-09	Pass	-29.1	-11.5	-	-	-	-
L2503165-02	STANLEY WH-IA-01.14.25	01067	Flow 5	01/10/25	499079		-	-	-	Pass	3.1	3.7	18
L2503165-02	STANLEY WH-IA-01.14.25	1579	6.0L Can	01/10/25	499079	L2500424-09	Pass	-29.1	-5.1	-	-	-	-
L2503165-03	LINWOOD WH-IA-01.14.25	02152	Flow 5	01/10/25	499079		-	-	-	Pass	2.9	3.7	24
L2503165-03	LINWOOD WH-IA-01.14.25	3643	6.0L Can	01/10/25	499079	L2500424-09	Pass	-29.1	-12.8	-	-	-	-
L2503165-04	DUP-IA-01.14.25	01712	Flow 5	01/10/25	499079		-	-	-	Pass	3.0	3.6	18
L2503165-04	DUP-IA-01.14.25	3326	6.0L Can	01/10/25	499079	L2500424-09	Pass	-29.1	-10.8	-	-	-	-
L2503165-05	OA-01.14.25	02261	Flow 5	01/10/25	499079		-	-	-	Pass	3.0	2.2	31
L2503165-05	OA-01.14.25	2810	6.0L Can	01/10/25	499079	L2500579-05	Pass	-29.2	-18.5	-	-	-	-



Project Name: BATCH CANISTER CERTIFICATION
Project Number: CANISTER QC BAT

Lab Number: L2500424
Report Date: 02/10/25

Air Canister Certification Results

Lab ID: L2500424-09
 Client ID: CAN 1819 SHELF 43
 Sample Location:

Date Collected: 01/06/25 12:00
 Date Received: 01/06/25
 Field Prep: Not Specified

Sample Depth:
 Matrix: Air
 Analytical Method: 48,TO-15
 Analytical Date: 01/07/25 04:48
 Analyst: TPH

Parameter	ppbV			ug/m3			Qualifier	Dilution Factor
	Results	RL	MDL	Results	RL	MDL		
Volatile Organics in Air - Mansfield Lab								
Chlorodifluoromethane	ND	0.200	0.046	ND	0.707	0.164		1
Propylene	ND	0.500	0.135	ND	0.861	0.232		1
Propane	ND	0.500	0.152	ND	0.902	0.274		1
Dichlorodifluoromethane	ND	0.200	0.076	ND	0.989	0.374		1
Chloromethane	ND	0.200	0.058	ND	0.413	0.119		1
Freon-114	ND	0.200	0.050	ND	1.40	0.352		1
Methanol	ND	5.00	3.03	ND	6.55	3.97		1
Vinyl chloride	ND	0.200	0.058	ND	0.511	0.149		1
1,3-Butadiene	ND	0.200	0.062	ND	0.442	0.137		1
Butane	ND	0.200	0.080	ND	0.475	0.190		1
Bromomethane	ND	0.200	0.055	ND	0.777	0.212		1
Chloroethane	ND	0.200	0.065	ND	0.528	0.171		1
Ethanol	ND	5.00	1.74	ND	9.42	3.28		1
Dichlorofluoromethane	ND	0.200	0.112	ND	0.842	0.471		1
Vinyl bromide	ND	0.200	0.072	ND	0.874	0.316		1
Acrolein	ND	0.500	0.149	ND	1.15	0.342		1
Acetone	ND	1.00	0.515	ND	2.38	1.22		1
Acetonitrile	ND	0.200	0.101	ND	0.336	0.170		1
Trichlorofluoromethane	ND	0.200	0.079	ND	1.12	0.442		1
Isopropanol	ND	1.00	0.272	ND	2.46	0.669		1
Acrylonitrile	ND	0.500	0.089	ND	1.09	0.194		1
Pentane	ND	0.200	0.113	ND	0.590	0.333		1
Ethyl ether	ND	0.200	0.085	ND	0.606	0.259		1
1,1-Dichloroethene	ND	0.200	0.057	ND	0.793	0.225		1



Project Name: BATCH CANISTER CERTIFICATION
Project Number: CANISTER QC BAT

Lab Number: L2500424
Report Date: 02/10/25

Air Canister Certification Results

Lab ID: L2500424-09
 Client ID: CAN 1819 SHELF 43
 Sample Location:

Date Collected: 01/06/25 12:00
 Date Received: 01/06/25
 Field Prep: Not Specified

Sample Depth:

Parameter	ppbV			ug/m3			Qualifier	Dilution Factor
	Results	RL	MDL	Results	RL	MDL		
Volatile Organics in Air - Mansfield Lab								
Tertiary butyl Alcohol	ND	0.500	0.132	ND	1.52	0.400		1
Methylene chloride	ND	0.500	0.125	ND	1.74	0.434		1
3-Chloropropene	ND	0.200	0.086	ND	0.626	0.269		1
Carbon disulfide	ND	0.200	0.047	ND	0.623	0.145		1
Freon-113	ND	0.200	0.051	ND	1.53	0.388		1
trans-1,2-Dichloroethene	ND	0.200	0.076	ND	0.793	0.299		1
1,1-Dichloroethane	ND	0.200	0.057	ND	0.809	0.230		1
Methyl tert butyl ether	ND	0.200	0.045	ND	0.721	0.162		1
Vinyl acetate	ND	1.00	0.323	ND	3.52	1.14		1
2-Butanone	ND	0.500	0.099	ND	1.47	0.292		1
Xylenes, total	ND	0.600	0.062	ND	0.869	0.270		1
cis-1,2-Dichloroethene	ND	0.200	0.060	ND	0.793	0.236		1
Ethyl Acetate	ND	0.500	0.297	ND	1.80	1.07		1
Chloroform	ND	0.200	0.055	ND	0.977	0.270		1
Tetrahydrofuran	ND	0.500	0.117	ND	1.47	0.345		1
2,2-Dichloropropane	ND	0.200	0.043	ND	0.924	0.198		1
1,2-Dichloroethane	ND	0.200	0.079	ND	0.809	0.319		1
n-Hexane	ND	0.200	0.074	ND	0.705	0.262		1
Diisopropyl ether	ND	0.200	0.063	ND	0.836	0.264		1
tert-Butyl Ethyl Ether	ND	0.200	0.073	ND	0.836	0.306		1
1,2-Dichloroethene (total)	ND	1.00	0.060	ND	1.00	0.236		1
1,1,1-Trichloroethane	ND	0.200	0.061	ND	1.09	0.335		1
1,1-Dichloropropene	ND	0.200	0.059	ND	0.908	0.269		1
Benzene	ND	0.200	0.064	ND	0.639	0.205		1
Carbon tetrachloride	ND	0.200	0.069	ND	1.26	0.432		1
Cyclohexane	ND	0.200	0.073	ND	0.688	0.251		1
tert-Amyl Methyl Ether	ND	0.200	0.067	ND	0.836	0.281		1



Project Name: BATCH CANISTER CERTIFICATION
Project Number: CANISTER QC BAT

Lab Number: L2500424
Report Date: 02/10/25

Air Canister Certification Results

Lab ID: L2500424-09
 Client ID: CAN 1819 SHELF 43
 Sample Location:

Date Collected: 01/06/25 12:00
 Date Received: 01/06/25
 Field Prep: Not Specified

Sample Depth:

Parameter	ppbV			ug/m3			Qualifier	Dilution Factor
	Results	RL	MDL	Results	RL	MDL		
Volatile Organics in Air - Mansfield Lab								
Dibromomethane	ND	0.200	0.060	ND	1.42	0.425		1
1,2-Dichloropropane	ND	0.200	0.063	ND	0.924	0.292		1
Bromodichloromethane	ND	0.200	0.069	ND	1.34	0.462		1
1,4-Dioxane	ND	0.200	0.054	ND	0.721	0.194		1
Trichloroethene	ND	0.200	0.055	ND	1.07	0.295		1
2,2,4-Trimethylpentane	ND	0.200	0.069	ND	0.934	0.323		1
Methyl Methacrylate	ND	0.500	0.226	ND	2.05	0.925		1
Heptane	ND	0.200	0.083	ND	0.820	0.339		1
cis-1,3-Dichloropropene	ND	0.200	0.067	ND	0.908	0.306		1
4-Methyl-2-pentanone	ND	0.500	0.190	ND	2.05	0.779		1
trans-1,3-Dichloropropene	ND	0.200	0.078	ND	0.908	0.355		1
1,1,2-Trichloroethane	ND	0.200	0.058	ND	1.09	0.318		1
Toluene	ND	0.200	0.087	ND	0.754	0.327		1
1,3-Dichloropropane	ND	0.200	0.054	ND	0.924	0.248		1
2-Hexanone	ND	0.200	0.091	ND	0.820	0.374		1
Dibromochloromethane	ND	0.200	0.057	ND	1.70	0.482		1
1,2-Dibromoethane	ND	0.200	0.054	ND	1.54	0.418		1
Butyl acetate	ND	0.500	0.208	ND	2.38	0.989		1
Octane	ND	0.200	0.068	ND	0.934	0.316		1
Tetrachloroethene	ND	0.200	0.063	ND	1.36	0.425		1
1,1,1,2-Tetrachloroethane	ND	0.200	0.051	ND	1.37	0.349		1
Chlorobenzene	ND	0.200	0.052	ND	0.921	0.238		1
Ethylbenzene	ND	0.200	0.058	ND	0.869	0.250		1
p/m-Xylene	ND	0.400	0.125	ND	1.74	0.543		1
Bromoform	ND	0.200	0.060	ND	2.07	0.616		1
Styrene	ND	0.200	0.060	ND	0.852	0.254		1
1,1,2,2-Tetrachloroethane	ND	0.200	0.052	ND	1.37	0.357		1



Project Name: BATCH CANISTER CERTIFICATION
Project Number: CANISTER QC BAT

Lab Number: L2500424
Report Date: 02/10/25

Air Canister Certification Results

Lab ID: L2500424-09
 Client ID: CAN 1819 SHELF 43
 Sample Location:

Date Collected: 01/06/25 12:00
 Date Received: 01/06/25
 Field Prep: Not Specified

Sample Depth:

Parameter	ppbV			ug/m3			Qualifier	Dilution Factor
	Results	RL	MDL	Results	RL	MDL		
Volatile Organics in Air - Mansfield Lab								
o-Xylene	ND	0.200	0.062	ND	0.869	0.270		1
1,2,3-Trichloropropane	ND	0.200	0.058	ND	1.21	0.347		1
Nonane	ND	0.200	0.074	ND	1.05	0.387		1
Isopropylbenzene	ND	0.200	0.062	ND	0.983	0.305		1
Bromobenzene	ND	0.200	0.058	ND	0.793	0.230		1
2-Chlorotoluene	ND	0.200	0.076	ND	1.04	0.394		1
n-Propylbenzene	ND	0.200	0.063	ND	0.983	0.311		1
4-Chlorotoluene	ND	0.200	0.077	ND	1.04	0.396		1
4-Ethyltoluene	ND	0.200	0.055	ND	0.983	0.272		1
1,3,5-Trimethylbenzene	ND	0.200	0.060	ND	0.983	0.295		1
tert-Butylbenzene	ND	0.200	0.055	ND	1.10	0.302		1
1,2,4-Trimethylbenzene	ND	0.200	0.058	ND	0.983	0.284		1
Decane	ND	0.200	0.070	ND	1.16	0.406		1
Benzyl chloride	ND	0.200	0.094	ND	1.04	0.486		1
1,3-Dichlorobenzene	ND	0.200	0.078	ND	1.20	0.467		1
1,4-Dichlorobenzene	ND	0.200	0.083	ND	1.20	0.497		1
sec-Butylbenzene	ND	0.200	0.055	ND	1.10	0.300		1
p-Isopropyltoluene	ND	0.200	0.057	ND	1.10	0.311		1
1,2-Dichlorobenzene	ND	0.200	0.062	ND	1.20	0.372		1
n-Butylbenzene	ND	0.200	0.054	ND	1.10	0.294		1
1,2-Dibromo-3-chloropropane	ND	0.200	0.062	ND	1.93	0.603		1
Undecane	ND	0.200	0.071	ND	1.28	0.453		1
Dodecane	ND	0.200	0.089	ND	1.39	0.621		1
1,2,4-Trichlorobenzene	ND	0.200	0.100	ND	1.48	0.742		1
Naphthalene	ND	0.200	0.078	ND	1.05	0.409		1
1,2,3-Trichlorobenzene	ND	0.200	0.074	ND	1.48	0.548		1
Hexachlorobutadiene	ND	0.200	0.061	ND	2.13	0.647		1



Project Name: BATCH CANISTER CERTIFICATION
Project Number: CANISTER QC BAT

Lab Number: L2500424
Report Date: 02/10/25

Air Canister Certification Results

Lab ID: L2500424-09
 Client ID: CAN 1819 SHELF 43
 Sample Location:

Date Collected: 01/06/25 12:00
 Date Received: 01/06/25
 Field Prep: Not Specified

Sample Depth:

Parameter	ppbV			ug/m3			Qualifier	Dilution Factor
	Results	RL	MDL	Results	RL	MDL		
Volatile Organics in Air - Mansfield Lab								

Results	Qualifier	Units	RDL	Dilution Factor
Tentatively Identified Compounds				

No Tentatively Identified Compounds

Internal Standard	% Recovery	Qualifier	Acceptance Criteria
1,4-Difluorobenzene	106		60-140
Bromochloromethane	109		60-140
chlorobenzene-d5	112		60-140



Project Name: BATCH CANISTER CERTIFICATION
Project Number: CANISTER QC BAT

Lab Number: L2500424
Report Date: 02/10/25

Air Canister Certification Results

Lab ID: L2500424-09
 Client ID: CAN 1819 SHELF 43
 Sample Location:

Date Collected: 01/06/25 12:00
 Date Received: 01/06/25
 Field Prep: Not Specified

Sample Depth:
 Matrix: Air
 Analytical Method: 48,TO-15-SIM
 Analytical Date: 01/07/25 04:48
 Analyst: TPH

Parameter	ppbV			ug/m3			Qualifier	Dilution Factor
	Results	RL	MDL	Results	RL	MDL		
Volatile Organics in Air by SIM - Mansfield Lab								
Dichlorodifluoromethane	ND	0.200	0.050	ND	0.989	0.247		1
Chloromethane	ND	0.200	0.076	ND	0.413	0.156		1
Freon-114	ND	0.050	0.006	ND	0.349	0.045		1
Vinyl chloride	ND	0.020	0.009	ND	0.051	0.023		1
1,3-Butadiene	ND	0.020	0.011	ND	0.044	0.024		1
Bromomethane	ND	0.020	0.009	ND	0.078	0.037		1
Chloroethane	ND	0.100	0.040	ND	0.264	0.104		1
Acrolein	ND	0.050	0.039	ND	0.115	0.089		1
Acetone	ND	1.00	0.539	ND	2.38	1.28		1
Trichlorofluoromethane	ND	0.050	0.009	ND	0.281	0.052		1
Acrylonitrile	ND	0.500	0.162	ND	1.09	0.352		1
1,1-Dichloroethene	ND	0.020	0.008	ND	0.079	0.031		1
Methylene chloride	ND	0.500	0.110	ND	1.74	0.382		1
Freon-113	ND	0.050	0.008	ND	0.383	0.064		1
trans-1,2-Dichloroethene	ND	0.020	0.009	ND	0.079	0.036		1
1,1-Dichloroethane	ND	0.020	0.009	ND	0.081	0.035		1
Methyl tert butyl ether	ND	0.200	0.026	ND	0.721	0.094		1
2-Butanone	ND	0.500	0.132	ND	1.47	0.389		1
cis-1,2-Dichloroethene	ND	0.020	0.010	ND	0.079	0.040		1
Chloroform	ND	0.020	0.007	ND	0.098	0.035		1
1,2-Dichloroethane	ND	0.020	0.008	ND	0.081	0.034		1
1,1,1-Trichloroethane	ND	0.020	0.006	ND	0.109	0.032		1
Benzene	ND	0.100	0.030	ND	0.319	0.095		1
Carbon tetrachloride	ND	0.020	0.011	ND	0.126	0.069		1



Project Name: BATCH CANISTER CERTIFICATION
Project Number: CANISTER QC BAT

Lab Number: L2500424
Report Date: 02/10/25

Air Canister Certification Results

Lab ID: L2500424-09
 Client ID: CAN 1819 SHELF 43
 Sample Location:

Date Collected: 01/06/25 12:00
 Date Received: 01/06/25
 Field Prep: Not Specified

Sample Depth:

Parameter	ppbV			ug/m3			Qualifier	Dilution Factor
	Results	RL	MDL	Results	RL	MDL		
Volatile Organics in Air by SIM - Mansfield Lab								
1,2-Dichloropropane	ND	0.020	0.008	ND	0.092	0.038		1
Bromodichloromethane	ND	0.020	0.007	ND	0.134	0.050		1
1,4-Dioxane	ND	0.100	0.034	ND	0.360	0.124		1
Trichloroethene	ND	0.020	0.006	ND	0.107	0.032		1
cis-1,3-Dichloropropene	ND	0.020	0.012	ND	0.091	0.054		1
4-Methyl-2-pentanone	ND	0.500	0.191	ND	2.05	0.783		1
trans-1,3-Dichloropropene	ND	0.020	0.012	ND	0.091	0.052		1
1,1,2-Trichloroethane	ND	0.020	0.010	ND	0.109	0.053		1
Toluene	ND	0.100	0.017	ND	0.377	0.063		1
Dibromochloromethane	ND	0.020	0.008	ND	0.170	0.068		1
1,2-Dibromoethane	ND	0.020	0.009	ND	0.154	0.070		1
Tetrachloroethene	ND	0.020	0.007	ND	0.136	0.050		1
1,1,1,2-Tetrachloroethane	ND	0.020	0.010	ND	0.137	0.069		1
Chlorobenzene	ND	0.100	0.026	ND	0.461	0.119		1
Ethylbenzene	ND	0.020	0.009	ND	0.087	0.037		1
p/m-Xylene	ND	0.040	0.018	ND	0.174	0.078		1
Bromoform	ND	0.020	0.011	ND	0.207	0.115		1
Styrene	ND	0.020	0.008	ND	0.085	0.034		1
1,1,2,2-Tetrachloroethane	ND	0.020	0.007	ND	0.137	0.046		1
o-Xylene	ND	0.020	0.009	ND	0.087	0.038		1
Isopropylbenzene	ND	0.200	0.030	ND	0.983	0.147		1
4-Ethyltoluene	ND	0.020	0.010	ND	0.098	0.049		1
1,3,5-Trimethylbenzene	ND	0.020	0.010	ND	0.098	0.047		1
1,2,4-Trimethylbenzene	ND	0.020	0.008	ND	0.098	0.037		1
Benzyl chloride	ND	0.100	0.033	ND	0.518	0.172		1
1,3-Dichlorobenzene	ND	0.020	0.008	ND	0.120	0.046		1
1,4-Dichlorobenzene	ND	0.020	0.008	ND	0.120	0.045		1



Project Name: BATCH CANISTER CERTIFICATION
Project Number: CANISTER QC BAT

Lab Number: L2500424
Report Date: 02/10/25

Air Canister Certification Results

Lab ID: L2500424-09
 Client ID: CAN 1819 SHELF 43
 Sample Location:

Date Collected: 01/06/25 12:00
 Date Received: 01/06/25
 Field Prep: Not Specified

Sample Depth:

Parameter	ppbV			ug/m3			Qualifier	Dilution Factor
	Results	RL	MDL	Results	RL	MDL		
Volatile Organics in Air by SIM - Mansfield Lab								
sec-Butylbenzene	ND	0.200	0.027	ND	1.10	0.146		1
p-Isopropyltoluene	ND	0.200	0.037	ND	1.10	0.201		1
1,2-Dichlorobenzene	ND	0.020	0.006	ND	0.120	0.037		1
n-Butylbenzene	ND	0.200	0.032	ND	1.10	0.175		1
1,2,4-Trichlorobenzene	ND	0.050	0.015	ND	0.371	0.108		1
Naphthalene	ND	0.050	0.021	ND	0.262	0.110		1
1,2,3-Trichlorobenzene	ND	0.050	0.022	ND	0.371	0.166		1
Hexachlorobutadiene	ND	0.050	0.011	ND	0.533	0.117		1

Internal Standard	% Recovery	Qualifier	Acceptance Criteria
1,4-difluorobenzene	106		60-140
bromochloromethane	112		60-140
chlorobenzene-d5	111		60-140



Project Name: BATCH CANISTER CERTIFICATION
Project Number: CANISTER QC BAT

Lab Number: L2500579
Report Date: 02/10/25

Air Canister Certification Results

Lab ID: L2500579-05
 Client ID: CAN 1821 SHELF 83
 Sample Location:

Date Collected: 01/06/25 18:00
 Date Received: 01/07/25
 Field Prep: Not Specified

Sample Depth:
 Matrix: Air
 Analytical Method: 48,TO-15
 Analytical Date: 01/07/25 22:21
 Analyst: TPH

Parameter	ppbV			ug/m3			Qualifier	Dilution Factor
	Results	RL	MDL	Results	RL	MDL		
Volatile Organics in Air - Mansfield Lab								
Chlorodifluoromethane	ND	0.200	0.046	ND	0.707	0.164		1
Propylene	ND	0.500	0.135	ND	0.861	0.232		1
Propane	ND	0.500	0.152	ND	0.902	0.274		1
Dichlorodifluoromethane	ND	0.200	0.076	ND	0.989	0.374		1
Chloromethane	ND	0.200	0.058	ND	0.413	0.119		1
Freon-114	ND	0.200	0.050	ND	1.40	0.352		1
Methanol	ND	5.00	3.03	ND	6.55	3.97		1
Vinyl chloride	ND	0.200	0.058	ND	0.511	0.149		1
1,3-Butadiene	ND	0.200	0.062	ND	0.442	0.137		1
Butane	ND	0.200	0.080	ND	0.475	0.190		1
Bromomethane	ND	0.200	0.055	ND	0.777	0.212		1
Chloroethane	ND	0.200	0.065	ND	0.528	0.171		1
Ethanol	ND	5.00	1.74	ND	9.42	3.28		1
Dichlorofluoromethane	ND	0.200	0.112	ND	0.842	0.471		1
Vinyl bromide	ND	0.200	0.072	ND	0.874	0.316		1
Acrolein	ND	0.500	0.149	ND	1.15	0.342		1
Acetone	ND	1.00	0.515	ND	2.38	1.22		1
Acetonitrile	ND	0.200	0.101	ND	0.336	0.170		1
Trichlorofluoromethane	ND	0.200	0.079	ND	1.12	0.442		1
Isopropanol	ND	1.00	0.272	ND	2.46	0.669		1
Acrylonitrile	ND	0.500	0.089	ND	1.09	0.194		1
Pentane	ND	0.200	0.113	ND	0.590	0.333		1
Ethyl ether	ND	0.200	0.085	ND	0.606	0.259		1
1,1-Dichloroethene	ND	0.200	0.057	ND	0.793	0.225		1



Project Name: BATCH CANISTER CERTIFICATION
Project Number: CANISTER QC BAT

Lab Number: L2500579
Report Date: 02/10/25

Air Canister Certification Results

Lab ID: L2500579-05
 Client ID: CAN 1821 SHELF 83
 Sample Location:

Date Collected: 01/06/25 18:00
 Date Received: 01/07/25
 Field Prep: Not Specified

Sample Depth:

Parameter	ppbV			ug/m3			Qualifier	Dilution Factor
	Results	RL	MDL	Results	RL	MDL		
Volatile Organics in Air - Mansfield Lab								
Tertiary butyl Alcohol	ND	0.500	0.132	ND	1.52	0.400		1
Methylene chloride	ND	0.500	0.125	ND	1.74	0.434		1
3-Chloropropene	ND	0.200	0.086	ND	0.626	0.269		1
Carbon disulfide	ND	0.200	0.047	ND	0.623	0.145		1
Freon-113	ND	0.200	0.051	ND	1.53	0.388		1
trans-1,2-Dichloroethene	ND	0.200	0.076	ND	0.793	0.299		1
1,1-Dichloroethane	ND	0.200	0.057	ND	0.809	0.230		1
Methyl tert butyl ether	ND	0.200	0.045	ND	0.721	0.162		1
Vinyl acetate	ND	1.00	0.323	ND	3.52	1.14		1
2-Butanone	ND	0.500	0.099	ND	1.47	0.292		1
Xylenes, total	ND	0.600	0.062	ND	0.869	0.270		1
cis-1,2-Dichloroethene	ND	0.200	0.060	ND	0.793	0.236		1
Ethyl Acetate	ND	0.500	0.297	ND	1.80	1.07		1
Chloroform	ND	0.200	0.055	ND	0.977	0.270		1
Tetrahydrofuran	ND	0.500	0.117	ND	1.47	0.345		1
2,2-Dichloropropane	ND	0.200	0.043	ND	0.924	0.198		1
1,2-Dichloroethane	ND	0.200	0.079	ND	0.809	0.319		1
n-Hexane	ND	0.200	0.074	ND	0.705	0.262		1
Diisopropyl ether	ND	0.200	0.063	ND	0.836	0.264		1
tert-Butyl Ethyl Ether	ND	0.200	0.073	ND	0.836	0.306		1
1,2-Dichloroethene (total)	ND	1.00	0.060	ND	1.00	0.236		1
1,1,1-Trichloroethane	ND	0.200	0.061	ND	1.09	0.335		1
1,1-Dichloropropene	ND	0.200	0.059	ND	0.908	0.269		1
Benzene	ND	0.200	0.064	ND	0.639	0.205		1
Carbon tetrachloride	ND	0.200	0.069	ND	1.26	0.432		1
Cyclohexane	ND	0.200	0.073	ND	0.688	0.251		1
tert-Amyl Methyl Ether	ND	0.200	0.067	ND	0.836	0.281		1



Project Name: BATCH CANISTER CERTIFICATION
Project Number: CANISTER QC BAT

Lab Number: L2500579
Report Date: 02/10/25

Air Canister Certification Results

Lab ID: L2500579-05
 Client ID: CAN 1821 SHELF 83
 Sample Location:

Date Collected: 01/06/25 18:00
 Date Received: 01/07/25
 Field Prep: Not Specified

Sample Depth:

Parameter	ppbV			ug/m3			Qualifier	Dilution Factor
	Results	RL	MDL	Results	RL	MDL		
Volatile Organics in Air - Mansfield Lab								
Dibromomethane	ND	0.200	0.060	ND	1.42	0.425		1
1,2-Dichloropropane	ND	0.200	0.063	ND	0.924	0.292		1
Bromodichloromethane	ND	0.200	0.069	ND	1.34	0.462		1
1,4-Dioxane	ND	0.200	0.054	ND	0.721	0.194		1
Trichloroethene	ND	0.200	0.055	ND	1.07	0.295		1
2,2,4-Trimethylpentane	ND	0.200	0.069	ND	0.934	0.323		1
Methyl Methacrylate	ND	0.500	0.226	ND	2.05	0.925		1
Heptane	ND	0.200	0.083	ND	0.820	0.339		1
cis-1,3-Dichloropropene	ND	0.200	0.067	ND	0.908	0.306		1
4-Methyl-2-pentanone	ND	0.500	0.190	ND	2.05	0.779		1
trans-1,3-Dichloropropene	ND	0.200	0.078	ND	0.908	0.355		1
1,1,2-Trichloroethane	ND	0.200	0.058	ND	1.09	0.318		1
Toluene	ND	0.200	0.087	ND	0.754	0.327		1
1,3-Dichloropropane	ND	0.200	0.054	ND	0.924	0.248		1
2-Hexanone	ND	0.200	0.091	ND	0.820	0.374		1
Dibromochloromethane	ND	0.200	0.057	ND	1.70	0.482		1
1,2-Dibromoethane	ND	0.200	0.054	ND	1.54	0.418		1
Butyl acetate	ND	0.500	0.208	ND	2.38	0.989		1
Octane	ND	0.200	0.068	ND	0.934	0.316		1
Tetrachloroethene	ND	0.200	0.063	ND	1.36	0.425		1
1,1,1,2-Tetrachloroethane	ND	0.200	0.051	ND	1.37	0.349		1
Chlorobenzene	ND	0.200	0.052	ND	0.921	0.238		1
Ethylbenzene	ND	0.200	0.058	ND	0.869	0.250		1
p/m-Xylene	ND	0.400	0.125	ND	1.74	0.543		1
Bromoform	ND	0.200	0.060	ND	2.07	0.616		1
Styrene	ND	0.200	0.060	ND	0.852	0.254		1
1,1,2,2-Tetrachloroethane	ND	0.200	0.052	ND	1.37	0.357		1



Project Name: BATCH CANISTER CERTIFICATION
Project Number: CANISTER QC BAT

Lab Number: L2500579
Report Date: 02/10/25

Air Canister Certification Results

Lab ID: L2500579-05
 Client ID: CAN 1821 SHELF 83
 Sample Location:

Date Collected: 01/06/25 18:00
 Date Received: 01/07/25
 Field Prep: Not Specified

Sample Depth:

Parameter	ppbV			ug/m3			Qualifier	Dilution Factor
	Results	RL	MDL	Results	RL	MDL		
Volatile Organics in Air - Mansfield Lab								
o-Xylene	ND	0.200	0.062	ND	0.869	0.270		1
1,2,3-Trichloropropane	ND	0.200	0.058	ND	1.21	0.347		1
Nonane	ND	0.200	0.074	ND	1.05	0.387		1
Isopropylbenzene	ND	0.200	0.062	ND	0.983	0.305		1
Bromobenzene	ND	0.200	0.058	ND	0.793	0.230		1
2-Chlorotoluene	ND	0.200	0.076	ND	1.04	0.394		1
n-Propylbenzene	ND	0.200	0.063	ND	0.983	0.311		1
4-Chlorotoluene	ND	0.200	0.077	ND	1.04	0.396		1
4-Ethyltoluene	ND	0.200	0.055	ND	0.983	0.272		1
1,3,5-Trimethylbenzene	ND	0.200	0.060	ND	0.983	0.295		1
tert-Butylbenzene	ND	0.200	0.055	ND	1.10	0.302		1
1,2,4-Trimethylbenzene	ND	0.200	0.058	ND	0.983	0.284		1
Decane	ND	0.200	0.070	ND	1.16	0.406		1
Benzyl chloride	ND	0.200	0.094	ND	1.04	0.486		1
1,3-Dichlorobenzene	ND	0.200	0.078	ND	1.20	0.467		1
1,4-Dichlorobenzene	ND	0.200	0.083	ND	1.20	0.497		1
sec-Butylbenzene	ND	0.200	0.055	ND	1.10	0.300		1
p-Isopropyltoluene	ND	0.200	0.057	ND	1.10	0.311		1
1,2-Dichlorobenzene	ND	0.200	0.062	ND	1.20	0.372		1
n-Butylbenzene	ND	0.200	0.054	ND	1.10	0.294		1
1,2-Dibromo-3-chloropropane	ND	0.200	0.062	ND	1.93	0.603		1
Undecane	ND	0.200	0.071	ND	1.28	0.453		1
Dodecane	ND	0.200	0.089	ND	1.39	0.621		1
1,2,4-Trichlorobenzene	ND	0.200	0.100	ND	1.48	0.742		1
Naphthalene	ND	0.200	0.078	ND	1.05	0.409		1
1,2,3-Trichlorobenzene	ND	0.200	0.074	ND	1.48	0.548		1
Hexachlorobutadiene	ND	0.200	0.061	ND	2.13	0.647		1



Project Name: BATCH CANISTER CERTIFICATION
Project Number: CANISTER QC BAT

Lab Number: L2500579
Report Date: 02/10/25

Air Canister Certification Results

Lab ID: L2500579-05
 Client ID: CAN 1821 SHELF 83
 Sample Location:

Date Collected: 01/06/25 18:00
 Date Received: 01/07/25
 Field Prep: Not Specified

Sample Depth:

Parameter	ppbV			ug/m3			Qualifier	Dilution Factor
	Results	RL	MDL	Results	RL	MDL		
Volatile Organics in Air - Mansfield Lab								

Results	Qualifier	Units	RDL	Dilution Factor
Tentatively Identified Compounds				

No Tentatively Identified Compounds

Internal Standard	% Recovery	Qualifier	Acceptance Criteria
1,4-Difluorobenzene	96		60-140
Bromochloromethane	96		60-140
chlorobenzene-d5	96		60-140



Project Name: BATCH CANISTER CERTIFICATION
Project Number: CANISTER QC BAT

Lab Number: L2500579
Report Date: 02/10/25

Air Canister Certification Results

Lab ID: L2500579-05
 Client ID: CAN 1821 SHELF 83
 Sample Location:

Date Collected: 01/06/25 18:00
 Date Received: 01/07/25
 Field Prep: Not Specified

Sample Depth:
 Matrix: Air
 Analytical Method: 48,TO-15-SIM
 Analytical Date: 01/07/25 22:21
 Analyst: TPH

Parameter	ppbV			ug/m3			Qualifier	Dilution Factor
	Results	RL	MDL	Results	RL	MDL		
Volatile Organics in Air by SIM - Mansfield Lab								
Dichlorodifluoromethane	ND	0.200	0.050	ND	0.989	0.247		1
Chloromethane	ND	0.200	0.076	ND	0.413	0.156		1
Freon-114	ND	0.050	0.006	ND	0.349	0.045		1
Vinyl chloride	ND	0.020	0.009	ND	0.051	0.023		1
1,3-Butadiene	ND	0.020	0.011	ND	0.044	0.024		1
Bromomethane	ND	0.020	0.009	ND	0.078	0.037		1
Chloroethane	ND	0.100	0.040	ND	0.264	0.104		1
Acrolein	ND	0.050	0.039	ND	0.115	0.089		1
Acetone	ND	1.00	0.539	ND	2.38	1.28		1
Trichlorofluoromethane	ND	0.050	0.009	ND	0.281	0.052		1
Acrylonitrile	ND	0.500	0.162	ND	1.09	0.352		1
1,1-Dichloroethene	ND	0.020	0.008	ND	0.079	0.031		1
Methylene chloride	ND	0.500	0.110	ND	1.74	0.382		1
Freon-113	ND	0.050	0.008	ND	0.383	0.064		1
trans-1,2-Dichloroethene	ND	0.020	0.009	ND	0.079	0.036		1
1,1-Dichloroethane	ND	0.020	0.009	ND	0.081	0.035		1
Methyl tert butyl ether	ND	0.200	0.026	ND	0.721	0.094		1
2-Butanone	ND	0.500	0.132	ND	1.47	0.389		1
cis-1,2-Dichloroethene	ND	0.020	0.010	ND	0.079	0.040		1
Chloroform	ND	0.020	0.007	ND	0.098	0.035		1
1,2-Dichloroethane	ND	0.020	0.008	ND	0.081	0.034		1
1,1,1-Trichloroethane	ND	0.020	0.006	ND	0.109	0.032		1
Benzene	ND	0.100	0.030	ND	0.319	0.095		1
Carbon tetrachloride	ND	0.020	0.011	ND	0.126	0.069		1



Project Name: BATCH CANISTER CERTIFICATION
Project Number: CANISTER QC BAT

Lab Number: L2500579
Report Date: 02/10/25

Air Canister Certification Results

Lab ID: L2500579-05
 Client ID: CAN 1821 SHELF 83
 Sample Location:

Date Collected: 01/06/25 18:00
 Date Received: 01/07/25
 Field Prep: Not Specified

Sample Depth:

Parameter	ppbV			ug/m3			Qualifier	Dilution Factor
	Results	RL	MDL	Results	RL	MDL		
Volatile Organics in Air by SIM - Mansfield Lab								
1,2-Dichloropropane	ND	0.020	0.008	ND	0.092	0.038		1
Bromodichloromethane	ND	0.020	0.007	ND	0.134	0.050		1
1,4-Dioxane	ND	0.100	0.034	ND	0.360	0.124		1
Trichloroethene	ND	0.020	0.006	ND	0.107	0.032		1
cis-1,3-Dichloropropene	ND	0.020	0.012	ND	0.091	0.054		1
4-Methyl-2-pentanone	ND	0.500	0.191	ND	2.05	0.783		1
trans-1,3-Dichloropropene	ND	0.020	0.012	ND	0.091	0.052		1
1,1,2-Trichloroethane	ND	0.020	0.010	ND	0.109	0.053		1
Toluene	ND	0.100	0.017	ND	0.377	0.063		1
Dibromochloromethane	ND	0.020	0.008	ND	0.170	0.068		1
1,2-Dibromoethane	ND	0.020	0.009	ND	0.154	0.070		1
Tetrachloroethene	ND	0.020	0.007	ND	0.136	0.050		1
1,1,1,2-Tetrachloroethane	ND	0.020	0.010	ND	0.137	0.069		1
Chlorobenzene	ND	0.100	0.026	ND	0.461	0.119		1
Ethylbenzene	ND	0.020	0.009	ND	0.087	0.037		1
p/m-Xylene	ND	0.040	0.018	ND	0.174	0.078		1
Bromoform	ND	0.020	0.011	ND	0.207	0.115		1
Styrene	ND	0.020	0.008	ND	0.085	0.034		1
1,1,2,2-Tetrachloroethane	ND	0.020	0.007	ND	0.137	0.046		1
o-Xylene	ND	0.020	0.009	ND	0.087	0.038		1
Isopropylbenzene	ND	0.200	0.030	ND	0.983	0.147		1
4-Ethyltoluene	ND	0.020	0.010	ND	0.098	0.049		1
1,3,5-Trimethylbenzene	ND	0.020	0.010	ND	0.098	0.047		1
1,2,4-Trimethylbenzene	ND	0.020	0.008	ND	0.098	0.037		1
Benzyl chloride	ND	0.100	0.033	ND	0.518	0.172		1
1,3-Dichlorobenzene	ND	0.020	0.008	ND	0.120	0.046		1
1,4-Dichlorobenzene	ND	0.020	0.008	ND	0.120	0.045		1



Project Name: BATCH CANISTER CERTIFICATION
Project Number: CANISTER QC BAT

Lab Number: L2500579
Report Date: 02/10/25

Air Canister Certification Results

Lab ID: L2500579-05
 Client ID: CAN 1821 SHELF 83
 Sample Location:

Date Collected: 01/06/25 18:00
 Date Received: 01/07/25
 Field Prep: Not Specified

Sample Depth:

Parameter	ppbV			ug/m3			Qualifier	Dilution Factor
	Results	RL	MDL	Results	RL	MDL		
Volatile Organics in Air by SIM - Mansfield Lab								
sec-Butylbenzene	ND	0.200	0.027	ND	1.10	0.146		1
p-Isopropyltoluene	ND	0.200	0.037	ND	1.10	0.201		1
1,2-Dichlorobenzene	ND	0.020	0.006	ND	0.120	0.037		1
n-Butylbenzene	ND	0.200	0.032	ND	1.10	0.175		1
1,2,4-Trichlorobenzene	ND	0.050	0.015	ND	0.371	0.108		1
Naphthalene	ND	0.050	0.021	ND	0.262	0.110		1
1,2,3-Trichlorobenzene	ND	0.050	0.022	ND	0.371	0.166		1
Hexachlorobutadiene	ND	0.050	0.011	ND	0.533	0.117		1

Internal Standard	% Recovery	Qualifier	Acceptance Criteria
1,4-difluorobenzene	97		60-140
bromochloromethane	99		60-140
chlorobenzene-d5	98		60-140



Project Name: LINWOOD STREET GW**Lab Number:** L2503165**Project Number:** CO 152542/S 224301**Report Date:** 02/10/25**Sample Receipt and Container Information**

Were project specific reporting limits specified?

YES

Cooler Information

Cooler	Custody Seal
NA	Present/Intact

Container Information

Container ID	Container Type	Cooler	Initial pH	Final pH	Temp deg C	Pres	Seal	Frozen Date/Time	Analysis(*)
L2503165-01A	Canister - 6L (Batch Certified)	NA	NA			Y	Absent		NYDEC-TO15-SIM(30)
L2503165-02A	Canister - 6L (Batch Certified)	NA	NA			Y	Absent		NYDEC-TO15-SIM(30)
L2503165-03A	Canister - 6L (Batch Certified)	NA	NA			Y	Absent		NYDEC-TO15-SIM(30)
L2503165-04A	Canister - 6L (Batch Certified)	NA	NA			Y	Absent		NYDEC-TO15-SIM(30)
L2503165-05A	Canister - 6L (Batch Certified)	NA	NA			Y	Absent		NYDEC-TO15-SIM(30)

Project Name: LINWOOD STREET GW
Project Number: CO 152542/S 224301

Lab Number: L2503165
Report Date: 02/10/25

GLOSSARY

Acronyms

DL	- Detection Limit: This value represents the level to which target analyte concentrations are reported as estimated values, when those target analyte concentrations are quantified below the limit of quantitation (LOQ). The DL includes any adjustments from dilutions, concentrations or moisture content, where applicable. (DoD report formats only.)
EDL	- Estimated Detection Limit: This value represents the level to which target analyte concentrations are reported as estimated values, when those target analyte concentrations are quantified below the reporting limit (RL). The EDL includes any adjustments from dilutions, concentrations or moisture content, where applicable. The use of EDLs is specific to the analysis of PAHs using Solid-Phase Microextraction (SPME).
EMPC	- Estimated Maximum Possible Concentration: The concentration that results from the signal present at the retention time of an analyte when the ions meet all of the identification criteria except the ion abundance ratio criteria. An EMPC is a worst-case estimate of the concentration.
EPA	- Environmental Protection Agency.
LCS	- Laboratory Control Sample: A sample matrix, free from the analytes of interest, spiked with verified known amounts of analytes or a material containing known and verified amounts of analytes.
LCSD	- Laboratory Control Sample Duplicate: Refer to LCS.
LFB	- Laboratory Fortified Blank: A sample matrix, free from the analytes of interest, spiked with verified known amounts of analytes or a material containing known and verified amounts of analytes.
LOD	- Limit of Detection: This value represents the level to which a target analyte can reliably be detected for a specific analyte in a specific matrix by a specific method. The LOD includes any adjustments from dilutions, concentrations or moisture content, where applicable. (DoD report formats only.)
LOQ	- Limit of Quantitation: The value at which an instrument can accurately measure an analyte at a specific concentration. The LOQ includes any adjustments from dilutions, concentrations or moisture content, where applicable. (DoD report formats only.) Limit of Quantitation: The value at which an instrument can accurately measure an analyte at a specific concentration. The LOQ includes any adjustments from dilutions, concentrations or moisture content, where applicable. (DoD report formats only.)
MDL	- Method Detection Limit: This value represents the level to which target analyte concentrations are reported as estimated values, when those target analyte concentrations are quantified below the reporting limit (RL). The MDL includes any adjustments from dilutions, concentrations or moisture content, where applicable.
MS	- Matrix Spike Sample: A sample prepared by adding a known mass of target analyte to a specified amount of matrix sample for which an independent estimate of target analyte concentration is available. For Method 332.0, the spike recovery is calculated using the native concentration, including estimated values.
MSD	- Matrix Spike Sample Duplicate: Refer to MS.
NA	- Not Applicable.
NC	- Not Calculated: Term is utilized when one or more of the results utilized in the calculation are non-detect at the parameter's reporting unit.
NDPA/DPA	- N-Nitrosodiphenylamine/Diphenylamine.
NI	- Not Ignitable.
NP	- Non-Plastic: Term is utilized for the analysis of Atterberg Limits in soil.
NR	- No Results: Term is utilized when 'No Target Compounds Requested' is reported for the analysis of Volatile or Semivolatile Organic TIC only requests.
RL	- Reporting Limit: The value at which an instrument can accurately measure an analyte at a specific concentration. The RL includes any adjustments from dilutions, concentrations or moisture content, where applicable.
RPD	- Relative Percent Difference: The results from matrix and/or matrix spike duplicates are primarily designed to assess the precision of analytical results in a given matrix and are expressed as relative percent difference (RPD). Values which are less than five times the reporting limit for any individual parameter are evaluated by utilizing the absolute difference between the values; although the RPD value will be provided in the report.
SRM	- Standard Reference Material: A reference sample of a known or certified value that is of the same or similar matrix as the associated field samples.
STLP	- Semi-dynamic Tank Leaching Procedure per EPA Method 1315.
TEF	- Toxic Equivalency Factors: The values assigned to each dioxin and furan to evaluate their toxicity relative to 2,3,7,8-TCDD.
TEQ	- Toxic Equivalent: The measure of a sample's toxicity derived by multiplying each dioxin and furan by its corresponding TEF and then summing the resulting values.
TIC	- Tentatively Identified Compound: A compound that has been identified to be present and is not part of the target compound list (TCL) for the method and/or program. All TICs are qualitatively identified and reported as estimated concentrations.

Report Format: DU Report with 'J' Qualifiers



Project Name: LINWOOD STREET GW
Project Number: CO 152542/S 224301

Lab Number: L2503165
Report Date: 02/10/25

Footnotes

- 1 - The reference for this analyte should be considered modified since this analyte is absent from the target analyte list of the original method.

Terms

Analytical Method: Both the document from which the method originates and the analytical reference method. (Example: EPA 8260B is shown as 1,8260B.) The codes for the reference method documents are provided in the References section of the Addendum.

Chlordane: The target compound Chlordane (CAS No. 57-74-9) is reported for GC ECD analyses. Per EPA, this compound "refers to a mixture of chlordane isomers, other chlorinated hydrocarbons and numerous other components." (Reference: USEPA Toxicological Review of Chlordane, In Support of Summary Information on the Integrated Risk Information System (IRIS), December 1997.)

Difference: With respect to Total Oxidizable Precursor (TOP) Assay analysis, the difference is defined as the Post-Treatment value minus the Pre-Treatment value.

Final pH: As it pertains to Sample Receipt & Container Information section of the report, Final pH reflects pH of container determined after adjustment at the laboratory, if applicable. If no adjustment required, value reflects Initial pH.

Frozen Date/Time: With respect to Volatile Organics in soil, Frozen Date/Time reflects the date/time at which associated Reagent Water-preserved vials were initially frozen. Note: If frozen date/time is beyond 48 hours from sample collection, value will be reflected in 'bold'.

Gasoline Range Organics (GRO): Gasoline Range Organics (GRO) results include all chromatographic peaks eluting from Methyl tert butyl ether through Naphthalene, with the exception of GRO analysis in support of State of Ohio programs, which includes all chromatographic peaks eluting from Hexane through Dodecane.

Initial pH: As it pertains to Sample Receipt & Container Information section of the report, Initial pH reflects pH of container determined upon receipt, if applicable.

PAH Total: With respect to Alkylated PAH analyses, the 'PAHs, Total' result is defined as the summation of results for all or a subset of the following compounds: Naphthalene, C1-C4 Naphthalenes, 2-Methylnaphthalene, 1-Methylnaphthalene, Biphenyl, Acenaphthylene, Acenaphthene, Fluorene, C1-C3 Fluorenes, Phenanthrene, C1-C4 Phenanthrenes/Anthracenes, Anthracene, Fluoranthene, Pyrene, C1-C4 Fluoranthenes/Pyrenes, Benz(a)anthracene, Chrysene, C1-C4 Chrysenes, Benzo(b)fluoranthene, Benzo(j)+(k)fluoranthene, Benzo(e)pyrene, Benzo(a)pyrene, Perylene, Indeno(1,2,3-cd)pyrene, Dibenz(ah)+(ac)anthracene, Benzo(g,h,i)perylene. If a 'Total' result is requested, the results of its individual components will also be reported.

PFAS Total: With respect to PFAS analyses, the 'PFAS, Total (5)' result is defined as the summation of results for: PFHpA, PFHxS, PFOA, PFNA and PFOS. In addition, the 'PFAS, Total (6)' result is defined as the summation of results for: PFHpA, PFHxS, PFOA, PFNA, PFDA and PFOS. For MassDEP DW compliance analysis only, the 'PFAS, Total (6)' result is defined as the summation of results at or above the RL. Note: If a 'Total' result is requested, the results of its individual components will also be reported.

Total: With respect to Organic analyses, a 'Total' result is defined as the summation of results for individual isomers or Aroclors. If a 'Total' result is requested, the results of its individual components will also be reported. This is applicable to 'Total' results for methods 8260, 8081 and 8082.

Data Qualifiers

- A** - Spectra identified as "Aldol Condensates" are byproducts of the extraction/concentration procedures when acetone is introduced in the process.
- B** - The analyte was detected above the reporting limit in the associated method blank. Flag only applies to associated field samples that have detectable concentrations of the analyte at less than ten times (10x) the concentration found in the blank. For MCP-related projects, flag only applies to associated field samples that have detectable concentrations of the analyte at less than ten times (10x) the concentration found in the blank. For DOD-related projects, flag only applies to associated field samples that have detectable concentrations of the analyte at less than ten times (10x) the concentration found in the blank AND the analyte was detected above one-half the reporting limit (or above the reporting limit for common lab contaminants) in the associated method blank. For NJ-Air-related projects, flag only applies to associated field samples that have detectable concentrations of the analyte above the reporting limit. For NJ-related projects (excluding Air), flag only applies to associated field samples that have detectable concentrations of the analyte, which was detected above the reporting limit in the associated method blank or above five times the reporting limit for common lab contaminants (Phthalates, Acetone, Methylene Chloride, 2-Butanone).
- C** - Co-elution: The target analyte co-elutes with a known lab standard (i.e. surrogate, internal standards, etc.) for co-extracted analyses.
- D** - Concentration of analyte was quantified from diluted analysis. Flag only applies to field samples that have detectable concentrations of the analyte.
- E** - Concentration of analyte exceeds the range of the calibration curve and/or linear range of the instrument.
- F** - The ratio of quantifier ion response to qualifier ion response falls outside of the laboratory criteria. Results are considered to be an estimated maximum concentration.
- G** - The concentration may be biased high due to matrix interferences (i.e. co-elution) with non-target compound(s). The result should be considered estimated.
- H** - The analysis of pH was performed beyond the regulatory-required holding time of 15 minutes from the time of sample collection.
- I** - The lower value for the two columns has been reported due to obvious interference.
- J** - Estimated value. The Target analyte concentration is below the quantitation limit (RL), but above the Method Detection Limit (MDL) or Estimated Detection Limit (EDL) for SPME-related analyses. This represents an estimated concentration for Tentatively

Report Format: DU Report with 'J' Qualifiers



Project Name: LINWOOD STREET GW
Project Number: CO 152542/S 224301

Lab Number: L2503165
Report Date: 02/10/25

Data Qualifiers

Identified Compounds (TICs). For calculated parameters, this represents that one or more values used in the calculation were estimated.

- M** - Reporting Limit (RL) exceeds the MCP CAM Reporting Limit for this analyte.
- ND** - Not detected at the method detection limit (MDL) for the sample, or estimated detection limit (EDL) for SPME-related analyses.
- NJ** - Presumptive evidence of compound. This represents an estimated concentration for Tentatively Identified Compounds (TICs), where the identification is based on a mass spectral library search.
- P** - The RPD between the results for the two columns exceeds the method-specified criteria.
- Q** - The quality control sample exceeds the associated acceptance criteria. For DOD-related projects, LCS and/or Continuing Calibration Standard exceedences are also qualified on all associated sample results. Note: This flag is not applicable for matrix spike recoveries when the sample concentration is greater than 4x the spike added or for batch duplicate RPD when the sample concentrations are less than 5x the RL. (Metals only.)
- R** - Analytical results are from sample re-analysis.
- RE** - Analytical results are from sample re-extraction.
- S** - Analytical results are from modified screening analysis.
- V** - The surrogate associated with this target analyte has a recovery outside the QC acceptance limits. (Applicable to MassDEP DW Compliance samples only.)
- Z** - The batch matrix spike and/or duplicate associated with this target analyte has a recovery/RPD outside the QC acceptance limits. (Applicable to MassDEP DW Compliance samples only.)

Project Name: LINWOOD STREET GW
Project Number: CO 152542/S 224301

Lab Number: L2503165
Report Date: 02/10/25

REFERENCES

- 48 Compendium of Methods for the Determination of Toxic Organic Compounds in Ambient Air. Second Edition. EPA/625/R-96/010b, January 1999.

LIMITATION OF LIABILITIES

Pace Analytical Services performs services with reasonable care and diligence normal to the analytical testing laboratory industry. In the event of an error, the sole and exclusive responsibility of Pace Analytical Services shall be to re-perform the work at it's own expense. In no event shall Pace Analytical Services be held liable for any incidental, consequential or special damages, including but not limited to, damages in any way connected with the use of, interpretation of, information or analysis provided by Pace Analytical Services.

We strongly urge our clients to comply with EPA protocol regarding sample volume, preservation, cooling, containers, sampling procedures, holding time and splitting of samples in the field.



Certification Information

The following analytes are not included in our Primary NELAP Scope of Accreditation:

Westborough Facility – 8 Walkup Dr. Westborough, MA 01581

EPA 624.1: m/p-xylene, o-xylene, Naphthalene

EPA 625.1: alpha-Terpineol

EPA 8260D: NPW: 1,2,4,5-Tetramethylbenzene; 4-Ethyltoluene; SCM: Iodomethane (methyl iodide), 1,2,4,5-Tetramethylbenzene; 4-Ethyltoluene.

EPA 8270E: NPW: Dimethylnaphthalene, 1,4-Diphenylhydrazine, alpha-Terpineol, Azobenzene; SCM: Dimethylnaphthalene, 1,4-Diphenylhydrazine.

SM4500: NPW: Amenable Cyanide; SCM: Total Phosphorus, TKN, NO₂, NO₃.

Mansfield Facility – 320 Forbes Blvd. Mansfield, MA 02048

SM 2540D: TSS.

EPA TO-15: Halothane, 2,4,4-Trimethyl-2-pentene, 2,4,4-Trimethyl-1-pentene, Thiophene, 2-Methylthiophene,

3-Methylthiophene, 2-Ethylthiophene, 1,2,3-Trimethylbenzene, Indan, Indene, 1,2,4,5-Tetramethylbenzene, Benzothiophene, 1-Methylnaphthalene.

MADEP-APH.

Nonpotable Water: EPA RSK-175 Dissolved Gases

Biological Tissue Matrix: EPA 3050B

Mansfield Facility – 120 Forbes Blvd. Mansfield, MA 02048

EPA TO-15: Halothane, 2,4,4-Trimethyl-2-pentene, 2,4,4-Trimethyl-1-pentene, Thiophene, 2-Methylthiophene,

3-Methylthiophene, 2-Ethylthiophene, 1,2,3-Trimethylbenzene, Indan, Indene, 1,2,4,5-Tetramethylbenzene, Benzothiophene, 1-Methylnaphthalene.

Nonpotable Water: EPA RSK-175 Dissolved Gases

The following test method is not included in our New Jersey Secondary NELAP Scope of Accreditation:

Mansfield Facility – 320 Forbes Blvd. Mansfield, MA 02048

Determination of Selected Perfluorinated Alkyl Substances by Solid Phase Extraction and Liquid Chromatography/Tandem Mass Spectrometry Isotope Dilution (via Alpha SOP 23528)

The following analytes are included in our Massachusetts DEP Scope of Accreditation

Westborough Facility – 8 Walkup Dr. Westborough, MA 01581

Drinking Water

EPA 300.0: Chloride, Nitrate-N, Fluoride, Sulfate; **EPA 353.2:** Nitrate-N, Nitrite-N; **SM4500NO3-F:** Nitrate-N, Nitrite-N; **SM4500F-C, SM4500CN-CE,**

EPA 180.1, SM2130B, SM4500Cl-D, SM2320B, SM2540C, SM4500H-B, SM4500NO2-B

EPA 524.2: THMs and VOCs; **EPA 504.1:** EDB, DBCP.

Microbiology: SM9215B; SM9223-P/A, SM9223B-Colilert-QT, SM9222D.

Non-Potable Water

SM4500H,B, EPA 120.1, SM2510B, SM2540C, SM2320B, SM4500CL-E, SM4500F-BC, SM4500NH3-BH: Ammonia-N and Kjeldahl-N, **EPA 350.1:**

Ammonia-N, **LACHAT 10-107-06-1-B:** Ammonia-N, **EPA 351.1, SM4500NO3-F, EPA 353.2:** Nitrate-N, **SM4500P-E, SM4500P-B, E, SM4500SO4-E,**

SM5220D, EPA 410.4, SM5210B, SM5310C, SM4500CL-D, EPA 1664, EPA 420.1, SM4500-CN-CE, SM2540D, EPA 300: Chloride, Sulfate, Nitrate.

EPA 624.1: Volatile Halocarbons & Aromatics,

EPA 608.3: Chlordane, Toxaphene, Aldrin, alpha-BHC, beta-BHC, gamma-BHC, delta-BHC, Dieldrin, DDD, DDE, DDT, Endosulfan I, Endosulfan II,

Endosulfan sulfate, Endrin, Endrin Aldehyde, Heptachlor, Heptachlor Epoxide, PCBs

EPA 625.1: SVOC (Acid/Base/Neutral Extractables).

Microbiology: SM9223B-Colilert-QT; Enterolert-QT, EPA 1600, EPA 1603, SM9222D.

Mansfield Facility – 320 Forbes Blvd. Mansfield, MA 02048

Drinking Water

EPA 200.7: Al, Ba, Cd, Cr, Cu, Fe, Mn, Ni, Na, Ag, Ca, Zn. **EPA 200.8:** Al, Sb, As, Ba, Be, Cd, Cr, Cu, Pb, Mn, Ni, Se, Ag, TL, Zn. **EPA 245.1 Hg.**

EPA 522, EPA 537.1.

Non-Potable Water

EPA 200.7: Al, Sb, As, Be, Cd, Ca, Cr, Co, Cu, Fe, Pb, Mg, Mn, Mo, Ni, K, Se, Ag, Na, Sr, TL, Ti, V, Zn.

EPA 200.8: Al, Sb, As, Be, Cd, Cr, Cu, Fe, Pb, Mn, Ni, K, Se, Ag, Na, TL, Zn.

EPA 245.1 Hg.

SM2340B

Pace Analytical Services LLC

ID No.:17873

Facility: **Northeast**

Revision 27

Department: **Quality Assurance**

Published Date: 01/24/2025

Title: **Certificate/Approval Program Summary**

Page 2 of 2

Certification IDs:**Westborough Facility – 8 Walkup Dr. Westborough, MA 01581**

CT PH-0826, IL 200077, IN C-MA-03, KY JY98045, ME MA00086, MD 348, MA M-MA086, NH 2064, NJ MA935, NY 11148, NC (DW) 25700, NC (NPW/SCM) 666, OR MA-1316, PA 68-03671, RI LAO00065, TX T104704476, VT VT-0935, VA 460195


Mansfield Facility – 320 Forbes Blvd. Mansfield, MA 02048

CT PH-0825, ANAB/DoD L2474, IL 200081, IN C-MA-04, KY KY98046, LA 3090, ME MA00030, MI 9110, MN 025-999-495, NH 2062, NJ MA015, NY 11627, NC (NPW/SCM) 685, OR MA-0262, PA 68-02089, RI LAO00299, TX T-104704419, VT VT-0015, VA 460194, WA C954

Mansfield Facility – 120 Forbes Blvd. Mansfield, MA 02048

ANAB/DoD L2474, ME MA01156, MN 025-999-498, NH 2249, NJ MA025, NY 12191, OR 4203, TX T104704583, VA 460311, WA C1104.

For a complete listing of analytes and methods, please contact your Project Manager.

 AIR ANALYSIS CHAIN OF CUSTODY 320 Forbes Blvd, Mansfield, MA 02048 TEL: 508-822-9300 FAX: 508-822-3288	PAGE <u>1</u> OF <u>1</u>	Date Rec'd in Lab: <u>1/17/25</u>	ALPHA Job #: <u>L2503165</u>
	Project Information Project Name: <u>NYDEC - Ethun Linwood</u> Project Location: <u>870 Stanley Ave</u> Project #: <u>DEC1021PZ</u> Project Manager: <u>Pat Montuori</u> ALPHA Quote #:	Report Information - Data Deliverables <input type="checkbox"/> FAX <input type="checkbox"/> ADEx Criteria Checker: (Default based on Regulatory Criteria Indicated) Other Formats: <input checked="" type="checkbox"/> EMAIL (standard pdf report) <input checked="" type="checkbox"/> Additional Deliverables: Excel, EQUIS, Cat B Package Report to: (if different than Project Manager) patrick.montuori@HRPAssociates.com ted.wall@HRPAssociates.com	Billing Information <input type="checkbox"/> Same as Client info PO #: <u>152542</u>
Client Information Client: <u>HRP Associates</u> Address: <u>1 Fairchild Square, Clifton Park, NY</u> Phone: <u>518-877-7101</u> Fax: Email: <u>patrick.montuori@HRPAssociates.com</u>	Turn-Around Time <input checked="" type="checkbox"/> Standard <input type="checkbox"/> RUSH (only confirmed if pre-approved)	Regulatory Requirements/Report Limits State/Fed Program Res / Comm	

These samples have been previously analyzed by Alpha

Other Project Specific Requirements/Comments: NYDEC PM - Marie DeLuxe

Project-Specific Target Compound List:

ANALYSIS

TO-15
 TO-15 SIM
 APH
 Fixed Gases
 Sulfides & Mercaptans by TO-15
 please hold samples

All Columns Below Must Be Filled Out

ALPHA Lab ID (Lab Use Only)	Sample ID	COLLECTION					Sample Matrix*	Sampler's Initials	Can Size	ID Can	ID - Flow Controller	TO-15	TO-15 SIM	APH	Fixed Gases	Sulfides & Mercaptans by TO-15	Sample Comments (i.e. PID)
		End Date	Start Time	End Time	Initial Vacuum	Final Vacuum											
03165-01	Office-IA-01.14.25	1/15/25	12:57pm	10:19am	30.26	11.71	AA	KG	6	3270	2273					X	
02	Stanley WH-IA-01.14.25	1/15/25	12:54pm	10:20am	30.35	6.18	AA	KG	6	1599	1067					X	
03	Linwood WH-IA-01.14.25	1/15/25	1:05pm	10:47am	30.46	12.57	AA	KG	6	3643	2152					X	
04	DUP-IA-01.14.25	1/15/25	12:57pm	10:20am	23.32	14.46	AA	KG	6	3326	1712					X	
05	OA-01.14.25	1/15/25	1:40pm	10:44am	30.70	19.88	AA	KG	6	2810	2261					X	

*SAMPLE MATRIX CODES AA = Ambient Air (Indoor/Outdoor) SV = Soil Vapor/Landfill Gas/SVE Other = Please Specify

Container Type Summa

Relinquished By: [Signature] Date/Time: 1-16-25 1830

Received By: Nemethi, Leslie Date/Time: 1-16-25 1324

[Signature] 1/16/25 1830

[Signature] 1/16/2015

[Signature] 01/17/25 00:30

[Signature] 1/17/25 01:20

[Signature] 1/17/25 00:30

[Signature] 1/17/25 01:20

Please print clearly, legibly and completely. Samples can not be logged in and turnaround time clock will not start until any ambiguities are resolved. All samples submitted are subject to Alpha's Terms and Conditions. See reverse side.

Construction Completion Report
Elton Street Groundwater - Site No. 224250
Linwood Street Groundwater – Site No. 224301
870 Stanley Avenue
Brooklyn, NY

APPENDIX I

Data Usability Summary Report (DUSR)

DATA USABILITY SUMMARY REPORT
870 STANLEY AVENUE, BROOKLYN, NEW YORK

Client: HRP Associates, In., Clifton Park, New York
 SDG: L2503165
 Laboratory: Pace Analytical, East Longmeadow, Massachusetts
 Site: 870 Stanley Avenue, Brooklyn, New York
 Date: July 15, 2025

EDS ID	Client ID	Laboratory ID	Matrix
1	OFFICE-IA-01.14.25	L2503165-01	Air
2	STANLEY WH-IA-01.14.25	L2503165-02	Air
3	LINWOOD WH-IA-01.14.25	L2503165-03	Air
4	DUP-IA-01.14.25	L2503165-04	Air
5	OA-01.14.25	L2503165-05	Air

A Data Usability Summary Review was performed on the analytical data for five air samples collected on January 15, 2025 by HRP at the 870 Stanley Avenue site in Brooklyn, New York. The samples were analyzed under “Compendium of Methods for the Determination of Toxic Organic Compounds in Ambient Air, Second Edition January 1999, EPA/625/R-96/010B”, Compendium Method TO-15, “Determination of Volatile Organic Compounds (VOCs) in Air Collected in Specially-Prepared Canisters and Analyzed by Gas Chromatography/Mass Spectrometry (GC/MS)”.

Specific method references are as follows:

Analysis
VOCs

Method References
USEPA Method TO-15 SIM

The data have been validated according to the protocols and quality control (QC) requirements of the analytical methods and the USEPA Region II Data Review Standard Operating Procedures (SOPs) as follows:

- SOP Number HW-31, Revision 6, September 2016: Analysis of Volatile Organic Compounds in Air Contained in Canisters by Method TO-15.

The following items/criteria were reviewed for this report:

Organics

- Data Completeness
- Cover letter, Narrative, and Data Reporting Forms
- Canister Certification Blanks
- Canister Certification Pressures Differences

- Chains-of-Custody and Traffic Reports
- Holding Times and sample preservation
- Laboratory Control Sample (LCS) recoveries
- GC/MS Tuning
- Method Blank Contamination
- Initial and Continuing Calibration Summaries
- Compound Quantitation
- Internal Standard (IS) Area Performance
- Field Duplicate Sample Precision

Data Usability Assessment

There were no rejections of data.

The data are acceptable for the intended purposes as qualified for the deficiencies detailed in this report.

Please note that any results qualified (U) due to blank contamination may be then qualified (J) due to another action. Therefore, the results may be qualified (UJ) due to the culmination of the blank contamination and actions from other exceedances of QC criteria.

Data Completeness

- The data is a complete Category B data package as defined under the requirements for the NYS Department of Environmental Conservation Analytical Services Protocol.

Cover letter, Narrative, and Data Reporting Forms

- All criteria were met.

Canister Certification Blanks

- The batch blank checks were non-detect or < RL.

Canister Certification Pressures Differences

- All criteria were met.

Chains-of-Custody and Traffic Reports

- All criteria were met.

Holding Times

- All samples were analyzed within 30 days for air samples.

Laboratory Control Samples

- The following table presents LCS percent recoveries (%R) outside the QC limits. A low %R may indicate a potential low bias while a high %R may indicate a potential high bias. For a low %R, positive results are considered estimated and qualified (J) while non-detects are estimated and qualified (UJ). For a high %R, positive results are considered estimated and qualified (J). Results are valid and usable, however possibly biased.

LCS ID	Compound	%R	Qualifier	Affected Samples
WG2027935-3	Chloromethane	67%	None	See CCAL

GC/MS Tuning

- All criteria were met.

Method Blank

- The method blanks were free of contamination.

Initial Calibration

- All %RSD and mean RRF criteria were met.

Continuing Calibration

- The following table presents compounds that exceeded percent difference (%D) criteria and/or RRF values <0.05 in the continuing calibration (CCAL). A low RRF indicates poor instrument sensitivity for these compounds. Positive results for these compounds in the affected samples are considered estimated and qualified (J). Non-detect results for these compounds in the affected samples are rejected (R) and are unusable for project objectives. A high %D may indicate a potential high or low bias. All results for these compounds in affected samples are considered estimated and qualified (J/UJ).

CCAL Date	Compound	%D	Qualifier	Affected Samples
02/07/25 (1243)	Chloromethane	33.2%	J	1-5

Compound Quantitation

- All criteria were met.

Internal Standard (IS) Area Performance

- All internal standards met response and retention time (RT) criteria.

Field Duplicate Sample Precision

- Field duplicate results are summarized below. The precision was acceptable.

Compound	STANLEY WH-IA-01.14.25 ug/m ³	DUP-IA-01.14.25 ug/m ³	RPD	Qualifier
Dichlorodifluoromethane	2.74	2.76	1%	None
Chloromethane	0.938	0.997	6%	
Freon-114	0.098	0.105	7%	
Bromomethane	0.043	0.047	9%	
Ethanol	38.3	37.3	3%	
Trichlorofluoromethane	1.38	1.42	3%	
Methylene Chloride	2.28	2.21	3%	
Freon-113	0.628	0.552	13%	
2-Butanone	0.599	0.596	1%	
cis-1,2-Dichloroethene	0.095	0.095	0%	
Chloroform	3.39	3.21	5%	
1,2-Dichloroethane	0.146	0.142	3%	
n-Hexane	2.18	3.12	35%	
Benzene	0.751	0.764	2%	
Carbon Tetrachloride	0.692	0.610	13%	
Cyclohexane	0.255	0.286	11%	
Trichloroethene	0.317	0.296	7%	
2,2,4-Trimethylpentane	0.635	0.621	2%	
Heptane	0.299	0.266	12%	
Toluene	4.07	3.96	3%	
Tetrachloroethene	0.170	0.163	4%	
Ethylbenzene	0.439	0.430	2%	
p/m-Xylene	1.78	1.69	5%	
Styrene	0.085	0.085	0%	
o-Xylene	0.738	0.743	1%	
1,3,5-Trimethylbenzene	0.128	0.123	4%	
1,2,4-Trimethylbenzene	0.619	0.595	4%	
1,4-Dichlorobenzene	0.096	0.084	13%	
Naphthalene	1.00	0.787	24%	

Please contact the undersigned at (561) 475-2000 if you have any questions or need further information.

Signed: Nancy Weaver
Nancy Weaver
Senior Chemist

Dated: 7/16/25

Data Qualifier	Definition
U	The analyte was analyzed for, but was not detected above the level of the reported sample quantitation limit.
J	The analyte is an estimated quantity. The associated numerical value is the approximate concentration of the analyte in the sample.
J+	The result is an estimated quantity, but the result may be biased high.
J-	The result is an estimated quantity, but the result may be biased low.
NJ	The analysis has been "tentatively identified" or "presumptively" as present and the associated numerical value is the estimated concentration in the samples.
UJ	The analyte was analyzed for but was not detected. The reported quantitation limit is approximate and may be inaccurate or imprecise.
R	The data are unusable. The sample results are rejected due to serious deficiencies in meeting QC criteria. The analyte may or may not be present in the samples.

Construction Completion Report
Elton Street Groundwater - Site No. 224250
Linwood Street Groundwater – Site No. 224301
870 Stanley Avenue
Brooklyn, NY

APPENDIX J

Waste Manifest

NON-HAZARDOUS WASTE MANIFEST

1. Generator ID Number

N/A

2. Page 1 of 1

3. Emergency Response Phone
516-924-7873

4. Waste Tracking Number

DR 2411-004

5. Generator's Name and Mailing Address

NYSDEC - SITE # 22430.1 (LINWOOD STGW)
870 STANLEY AVE, BROOKLYN NY

Generator's Site Address (if different than mailing address)

Generator's Phone:

6. Transporter 1 Company Name

EASTERN ENV. SOLUTIONS

U.S. EPA ID Number

NYR000135624

7. Transporter 2 Company Name

U.S. EPA ID Number

8. Designated Facility Name and Site Address

REMOVED WASTE
600 MERCHANTS CONCOURSE WESTBURY NY 11590

U.S. EPA ID Number

Facility's Phone:

9. Waste Shipping Name and Description

10. Containers

No.

Type

11. Total Quantity

12. Unit Wt./Vol.

1. NON RCRA, NON DOT REGULATED
(WATER) (SHAVINGS)

1

Dr

600 P

13. Special Handling Instructions and Additional Information

DS03 2025

14. GENERATOR'S CERTIFICATION: I certify the materials described above on this manifest are not subject to federal regulations for reporting proper disposal of Hazardous Waste.

Generator's/Officer's Printed/Typed Name

Signature

Month Day Year

Acting Agent of the NICK MANU

[Signature]

11 | 06 | 24

15. International Shipments

Import to U.S.

Export from U.S.

Port of entry/exit:

Transporter Signature (for exports only):

Date leaving U.S.:

16. Transporter Acknowledgment of Receipt of Materials

Transporter 1 Printed/Typed Name

Signature

Month Day Year

Michael Kidd

[Signature]

11 | 06 | 24

Transporter 2 Printed/Typed Name

Signature

Month Day Year

17. Discrepancy

17a. Discrepancy Indication Space

Quantity

Type

Residue

Partial Rejection

Full Rejection

Manifest Reference Number:

17b. Alternate Facility (or Generator)

U.S. EPA ID Number

Facility's Phone:

17c. Signature of Alternate Facility (or Generator)

Month Day Year

18. Designated Facility Owner or Operator. Certification of receipt of materials covered by the manifest except as noted in Item 17a

Printed/Typed Name

Signature

Month Day Year

JOSE PASSALUNGA

[Signature]

11 | 06 | 24

DESIGNATED FACILITY TO GENERATOR

APPENDIX K

Operation and Maintenance (O&M) Checklist

SSDS Operation & Maintenance (O&M) Checklist

870 Stanley Avenue
 Brooklyn, New York 11208
 Elton Street Groundwater Site &
 Linwood Street Groundwater Site
 NYSDEC Sites # 224250, 224301

DEC Project Manager Contact information:

Meghan Medwid
 Assistant Engineer, NYSDEC
 518-402-8610
meghan.medwid@dec.ny.gov

Mohamed Sahraoui
 Assistant Engineer, NYSDEC
 518-402-9802
mohamed.sahraoui@dec.ny.gov

Please complete and review all inspections before contacting NYSDEC. System layout included in attached plans.

Double-Sided Checklist – See Reverse!				
O&M Check	No	Yes	Directions	Comments
Is the regenerative blower operating?			If blower is not operating check the following: <ul style="list-style-type: none"> • Circuit breaker is on. • Disconnect adjacent to blower is on. • Control panel (CP) power switch is on. • "CONTROL POWER" switch on CP is on. • "SVE" switch on the CP is set to "Auto". • "KO TANK HI LEVEL ALARM" light is off and knockout tank is free of water. • "SVE LOW VACUUM ALARM" light is off. 	
Is water present in knockout tank?			If water is present: <ul style="list-style-type: none"> • Turn system off using control panel switch. • Drain any water in knockout tank. Ensure drain is closed after tank is emptied. • Turn system back on. 	
Storage Room: Ambient temperature >100°F? Odor present? PID readings elevated compared to main warehouse?			Is the inline ventilation fan operating? Located above the storage room housing the blower, connected to the vent grille in the ceiling.	
Is circuit breaker on main panel in northwest labeled "Environmental Exhaust Blower" and on?			See plans for location of main panel. Switch on breaker if tripped. Re-label if needed.	
Is circuit breaker on subpanel labeled "Inline Fan" and on?			See plans for location of sub-panel. Switch on breaker if tripped. Re-label if needed.	
Are low vacuum alarms sounding?			Ensure green "operational" lights are on, and no audible alarms are active at SP-2, SP-3, and SP-4. See attached plans for locations.	
Is the vacuum gauge at the blower reading approximately 20 IWC before knockout tank and 25 IWC after knockout tank?			Inspect gauges on blower and record results on attached data table.	

SSDS Operation & Maintenance (O&M) Checklist

Double-Sided Checklist – See Reverse!				
O&M Check	No	Yes	Directions	Comments
Is blower outlet temperature below maximum (140C/284F)?			Inspect gauges on blower and record results on attached data table.	
Is velocity through blower effluent pipe within 10% of performance monitoring measurement?			Record velocity measurement at inlet to first VPGAC drum. Remove and replace threaded plug. NOTE: Plug may need to be installed.	
Are suction point vacuums within ± 1 IWC from expected values?			Complete attached data table. See attached plan for SP locations.	
Are VMP vacuum readings at all accessible monitoring points measured at or above 0.004 IWC?			Complete attached data table. See attached plan for VMP locations.	
Are PID readings > 5 ppm at VPGAC midfluent or effluent ports?			To ensure effectiveness of Vapor Phase Granular Activated Carbon (VPGAC) record PID readings at midfluent port (between drums) and effluent port (after drums). Record readings on attached data table.	
Any broken or cracked pipes, damaged insulation, separated joints, or missing components?			Complete visual inspection of all exposed piping inside building and at discharge stack. Confirm rain cap is present and intact on stack.	
Any HVAC modifications to the building?			Interview building owner and tenants regarding completed or planned HVAC work. If new air intakes installed, verify they are more than 10 ft away from SSDS discharge	
Any unpatched cracks, new floor penetrations, or modifications?			Complete visual inspection of exposed slab. Interview building owner and tenants regarding completed or planned slab/utility work.	

If any deficiencies are identified, contact NYSDEC.

Printed name: _____

Company/Affiliation: _____

Signature: _____

Date of inspection: _____

Operation and Maintenance Performance Tracking
870 Stanley Avenue SSDS
Elton Street Groundwater Site # 224250
Linwood Street Groundwater Site # 224301
Brooklyn, NY

OPERATING NOTES	Date and Time	Vacuum at Blower Before Knockout Tank (IWC)	Vacuum at Blower After Knockout Tank (IWC)	Air Temp. at Blower (F)	Velocity at Blower (ft/min)	VPGAC Screening (ppm)		SP-2	SP-3	SP-4
						Midfluent	Effluent	Vacuum (IWC)	Vacuum (IWC)	Vacuum (IWC)
Test Location/Description										
Performance Monitoring	4/9/2025 0952	20	25	125	4563	NR	NR	6	17.5	8

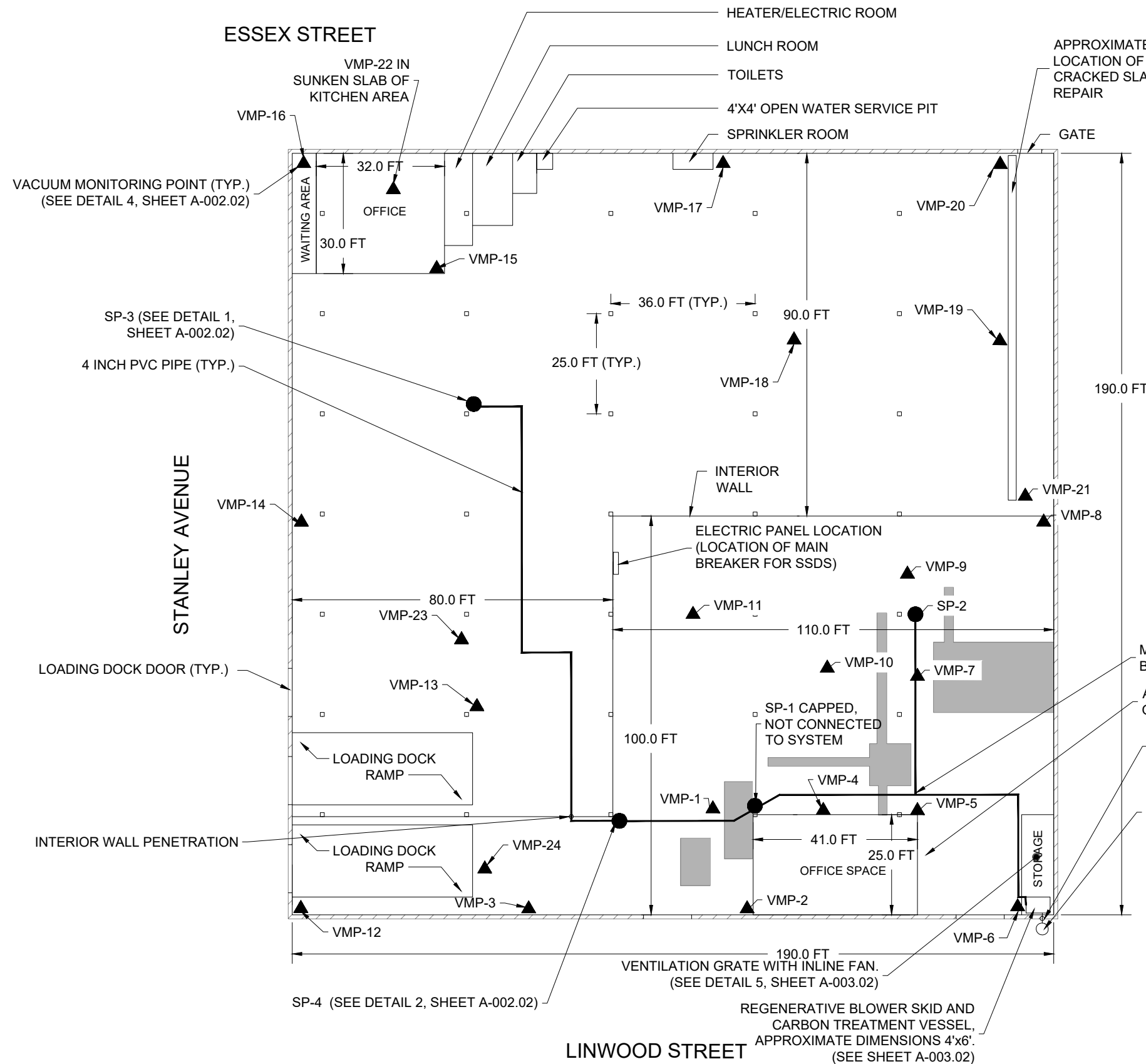
OPERATING NOTES	Vacuum Monitoring Points											
	VMP-1	VMP-2	VMP-3	VMP-4	VMP-5	VMP-6	VMP-7	VMP-8	VMP-9	VMP-10	VMP-11	VMP-12
Test Location/Description												
Performance Monitoring	0.02	0.017	no access	0.04	0.046	no access	no access	no access	no access	0.062	0.053	0.005

OPERATING NOTES	Vacuum Monitoring Points											
	VMP-13	VMP-14	VMP-15	VMP-16	VMP-17	VMP-18	VMP-19	VMP-20	VMP-21	VMP-22	VMP-23	VMP-24
Test Location/Description												
Performance Monitoring	no access	0.089	0.004	0	0.022	0.046	0.045	0.006	0.083	0.006	0.015	0.007

Notes:
NR - Not Recorded



S:\Data\NY\REG\NY\DEC\NEW YORK\MULTIPLE SITES\IN BROOKLYN\DESGRIP\870 Stanley Avenue\SSDS Layout - V1 Plot Date: Mar 24, 2025
 DWG 100 x 17.00 inches
 8/10/2025 10:00 AM
 S:\Data\NY\REG\NY\DEC\NEW YORK\MULTIPLE SITES\IN BROOKLYN\DESGRIP\870 Stanley Avenue\SSDS Layout - V1 Plot Date: Mar 24, 2025
 DWG 100 x 17.00 inches
 8/10/2025 10:00 AM
 S:\Data\NY\REG\NY\DEC\NEW YORK\MULTIPLE SITES\IN BROOKLYN\DESGRIP\870 Stanley Avenue\SSDS Layout - V1 Plot Date: Mar 24, 2025
 DWG 100 x 17.00 inches
 8/10/2025 10:00 AM

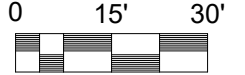



NOTES:

- ALL EXISTING CONDITIONS ARE APPROXIMATE AND BASED ON FIELD MEASUREMENTS COLLECTED DURING HRP FIELD VISITS AND AN APPROXIMATE FLOOR PLAN PROVIDED BY THE PROPERTY OWNER.



197 SCOTT SWAMP ROAD
 FARMINGTON, CT 06032
 (860) 674-9570
 HRPASSOCIATES.COM



REVISIONS	
NO.	DATE
1	PROPOSED FULL SCALE SSDS LAYOUT 6.27.24
2	AS-BUILT LAYOUT 5.13.25

DESIGNED BY:	LW
DRAWN BY:	CVP/BB
REVIEWED BY:	PM

ISSUE DATE:	03/24/2026
PROJECT NUMBER:	DEC1021.P2
SHEET SIZE:	11"x17"

870 STANLEY AVENUE
AS-BUILT FULL SCALE SCALE SSDS LAYOUT
 870 STANLEY AVENUE BROOKLYN, NEW YORK
 ELTON STREET GROUNDWATER SITE #224250 AND
 LINWOOD STREET GROUNDWATER SITE #224301
 870 STANLEY AVENUE
 BROOKLYN, NEW YORK

GENERAL CONSTRUCTION
JOB#: B00971828-P1

LEGEND	
□	COLUMNS
▤	BUILDING EXTENTS
■	CONCRETE SLAB PATCHES
●	VMP-"X"
▲	SP-"X"
○	DISCHARGE TO ROOF

SHEET NO.
A-001.02