PCB DATA

CLIENT:	ROUX ASSOCIATES
PROJECT ID:	AMTRAK SUNNYSIDE
P.O.#	05526Y
SDG#:	Z0060
IEA ID:	30930-0060

2E
WATER PESTICIDE SURROGATE RECOVERY

0640

Lab Name: IEA/CT Contract:

Lab Code: IIEACT Case No.: 0060 SAS No.: SDG No.: Z0060

GC Column(1): RTX-35 ID: 0.53 (mm) GC Column(2): DB-1701 ID: 0.53 (mm)

	EPA SAMPLE NO.	TCX 1 %REC #	TCX 2 %REC #	DCB 1 %REC #	DCB 2 %REC #	OTHER (1)	OTHER (2)	TOT OUT
01	FB011893	80	78	19*	26*			2
02	PBLK53	78	74	68	46*			1
03	FB012093	89	86	42*	31*~~139~~			1
04	PBLK40	87	79	46*	52*			2
05								
06								
07								
08								
09								
10								
11								
12								
13								
14								
15								
16								
17								
18								
19								
20								
21								
22								
23								
24								
25								
26								
27								
28								
29								
30								

VM 3/5/93

	ADVISORY QC LIMITS
TCX = Tetrachloro-m-xylene	(60-150)
DCB = Decachlorobiphenyl	(60-150)

Column to be used to flag recovery values
* Values outside of QC limits
D Surrogate diluted out

2F
SOIL PESTICIDE SURROGATE RECOVERY

0641

Lab Name: IEA/CT Contract:

Lab Code: IEACT Case No.: 0060 SAS No.: SDG No.: Z0060

GC Column(1): RTX-35 ID: 0.53 (mm) GC Column(2): DB-1701 ID: 0.53 (mm)

	EPA SAMPLE NO.	TCX 1 %REC #	TCX 2 %REC #	DCB 1 %REC #	DCB 2 %REC #	OTHER (1)	OTHER (2)	TOT OUT
01	PBLK44	88	58*	61	62			1
02	S100MSB	96	69	64	78			0
03	S99	86	59*	83	94			1
04	S100DL	0D	0D	0D	0D			0
05	S100	95	108	90	93			0
06	S101DL	0D	0D	0D	0D			0
07	S101	0D	0D	0D	0D			0
08	S102DL	0D	0D	0D	0D			0
09	S102	89	166D	0D	547D			0
10	CS43DL	0D	0D	0D	0D			0
11	CS43	92	234D	409D	0D			0
12	PBLK51	75	54*	82	52*			2
13	CS75DL	0D	0D	0D	0D			0
14	CS75	96	132	104	132			0
15	S103	0D	0D	0D	0D			0
16	QCCKSTD	118	72	70	48*			1
17	S100MS	124	161D	123	204D			0
18	S100MSD	115	200D	219D	414D			0
19	CS51DL	90	264D	302D	437D			0
20	CS51	87	83	262*	869*			2
21	CS50DL	151D	188D	0D	0D			0
22	CS50	132	107	0*	0*			2
23	S115DL	119	122	216D	309D			0
24	S115	103	73	62	120			0
25	S113	137	217D	163D	114			0
26	S111DL	99	155D	48D	250D			0
27	S111	90	71	62	137			0
28	CS49	108	215D	66	1102D			0
29	S103DL	0D	0D	0D	0D			0
30	S114DL	0D	0D	0D	0D			0

	ADVISORY QC LIMITS
TCX = Tetrachloro-m-xylene	(60-150)
DCB = Decachlorobiphenyl	(60-150)

Column to be used to flag recovery values
* Values outside of QC limits
D Surrogate diluted out

2F
SOIL PESTICIDE SURROGATE RECOVERY

Lab Name: IEA/CT Contract:

Lab Code: IEACT Case No.: 0060 SAS No.: SDG No.: Z0060

GC Column(1): RTX-35 ID: 0.53 (mm) GC Column(2): DB-1701 ID: 0.53 (mm)

	EPA SAMPLE NO.	TCX 1 %REC #	TCX 2 %REC #	DCB 1 %REC #	DCB 2 %REC #	OTHER (1)	OTHER (2)	TOT OUT
01	S114	0D	0D	0D	0D			0
02	S112DL	106	202D	112	431D			0
03	S112	99	68	131	72			0
04	S113DL	0D	0D	0D	0D			0
05	CS49DL	0D	0D	0D	0D			0
06								
07								
08								
09								
10								
11								
12								
13								
14								
15								
16								
17								
18								
19								
20								
21								
22								
23								
24								
25								
26								
27								
28								
29								
30								

	ADVISORY QC LIMITS
TCX = Tetrachloro-m-xylene	(60-150)
DCB = Decachlorobiphenyl	(60-150)

Column to be used to flag recovery values
* Values outside of QC limits
D Surrogate diluted out

IEA
200 Monroe Turnpike
Monroe, CT 06468 (203) ~~261-4458~~ 261-4458

PCB Matrix Spike/~~Matrix Spike Duplicate Recovery~~
Results Reported as ug/L mg/Kg ug/Kg

Lab Name: IEA Contract: _____

Lab Code: IEA Case No.: 0060 SAS No.: _____ SDG No.: 20060

Matrix Spike - EPA Sample No.: S100 MS B

Compound	Spike Added	Sample Concentration	MS B Concentration	MS % Rec
Ar 1260	330.	0.	200	61.

Compound	Spike Added	MSD Concentration	MSD % Rec	% RPD

Comments: _____

IEA
200 Monroe Turnpike
Monroe, CT 06468 (203) 261-4458

0644

FULL PCB Matrix Spike/~~Matrix Spike Duplicate~~ Recovery
Results Reported as ug/L mg/Kg ug/Kg

Lab Name: IEA Contract: _____

Lab Code: IEA Case No.: 0060 SAS No.: _____ SDG No.: 20060

Matrix Spike - EPA Sample No.: QC CHECK STD

Compound	Spike Added	Sample Concentration	MS Concentration	MS % Rec
Ar 1242	330.	0.	280.	85.
Ar 1260	330.	0.	200.	61.

Compound	Spike Added	MSD Concentration	MSD % Rec	% RPD

Comments: _____

IEA
200 Monroe Turnpike
Monroe, CT 06468 (203) 261-4458

0645

PCB Matrix Spike/Matrix Spike Duplicate Recovery
Results Reported as ug/L mg/Kg ug/Kg

Lab Name: IEA Contract: _____

Lab Code: IEA Case No.: 0060 SAS No.: _____ SDG No.: 20060

Matrix Spike - EPA Sample No.: S100 MS/MSD

Compound	Spike Added	Sample Concentration	MS Concentration	MS % Rec
Ak 1260	380.	5400.	5300.	~~NA~~ 0.0

VM 3/4/93

Compound	Spike Added	MSD Concentration	MSD % Rec	% RPD
Ak 1260	380.	5300.	~~NA~~ 0.0	0 ~~NA~~ as s/r

Comments: Impossible to calculate recovery due to the higher concentration in the sample

4C
PESTICIDE METHOD BLANK SUMMARY

EPA SAMPLE NO.

PBLK40

Lab Name: IEA/CT Contract:

Lab Code: IIEACT Case No.: 0060 SAS No.: SDG No.: Z0060

Lab Sample ID: 0119-B05 Lab File ID: A1209262.D 0646

Matrix:(soil/water) WATER Extraction:(SepF,Cont/Sonc) SONC

Sulfur Cleanup: (Y/N) N Date Extracted: 01/19/93

Date Analyzed (1): 02/12/93 Date Analyzed (2): 02/22/93

Time Analyzed (1): 2107 Time Analyzed (2): 1011

Instrument ID (1): HP58901A Instrument ID (2): HP58905B

GC Column (1):RTX-35 ID: 0.53(mm) GC Column (2):DB-1701 ID: 0.53(mm)

THIS METHOD BLANK APPLIES TO THE FOLLOWING SAMPLES, MS AND MSD

	EPA SAMPLE NO.	LAB SAMPLE ID	DATE ANALYZED 1	DATE ANALYZED 2
01	FB011893	0060006	02/11/93	02/22/93
02				
03				
04				
05				
06				
07				
08				
09				
10				
11				
12				
13				
14				
15				
16				
17				
18				
19				
20				
21				
22				
23				
24				
25				
26				

COMMENTS:

4C
PESTICIDE METHOD BLANK SUMMARY

EPA SAMPLE NO.

PBLK44

Lab Name: IEA/CT Contract:

Lab Code: IEACT Case No.: 0060 SAS No.: SDG No.: Z0060 0647

Lab Sample ID: 0121-B01 Lab File ID: A1209208.D

Matrix:(soil/water) SOIL Extraction:(SepF,Cont/Sonc) SONC

Sulfur Cleanup: (Y/N) N Date Extracted: 01/21/93

Date Analyzed (1): 02/10/93 Date Analyzed (2): 02/23/93

Time Analyzed (1): 1414 Time Analyzed (2): 1614

Instrument ID (1): HP58901A Instrument ID (2): HP58905B

GC Column (1):RTX-35 ID: 0.53(mm) GC Column (2):DB-1701 ID: 0.53(mm)

THIS METHOD BLANK APPLIES TO THE FOLLOWING SAMPLES, MS AND MSD

	EPA SAMPLE NO.	LAB SAMPLE ID	DATE ANALYZED 1	DATE ANALYZED 2
01	CS43	0060005	02/11/93	02/24/93
02	CS43DL	0060005DL	02/10/93	02/24/93
03	QCCKSTD	0060002STD	02/12/93	02/23/93
04	S100	0060002	02/10/93	02/24/93
05	S100DL	0060002DL	02/10/93	02/24/93
06	S100MS	0060002MS	02/12/93	02/24/93
07	S100MSB	0060002MSB	02/10/93	02/23/93
08	S100MSD	0060002MSD	02/13/93	02/24/93
09	S101	0060003	02/10/93	02/24/93
10	S101DL	0060003DL	02/10/93	02/24/93
11	S102	0060004	02/10/93	02/24/93
12	S102DL	0060004DL	02/10/93	02/24/93
13	S99	0060001	02/10/93	02/23/93
14				
15				
16				
17				
18				
19				
20				
21				
22				
23				
24				
25				
26				

COMMENTS:

4C
PESTICIDE METHOD BLANK SUMMARY

EPA SAMPLE NO.

PBLK51 0648

Lab Name: IEA/CT Contract:

Lab Code: IIEACT Case No.: 0060 SAS No.: SDG No.: Z0060

Lab Sample ID: 0122-B01 Lab File ID: A1209228.D

Matrix:(soil/water) SOIL Extraction:(SepF,Cont/Sonc) SONC

Sulfur Cleanup: (Y/N) N Date Extracted: 01/22/93

Date Analyzed (1): 02/11/93 Date Analyzed (2): 02/22/93

Time Analyzed (1): 0811 Time Analyzed (2): 1214

Instrument ID (1): HP58901A Instrument ID (2): HP58905B

GC Column (1):RTX-35 ID: 0.53(mm) GC Column (2):DB-1701 ID: 0.53(mm)

THIS METHOD BLANK APPLIES TO THE FOLLOWING SAMPLES, MS AND MSD

	EPA SAMPLE NO.	LAB SAMPLE ID	DATE ANALYZED 1	DATE ANALYZED 2
01	CS49	0060015	02/14/93	02/23/93
02	CS49DL	0060015DL	02/20/93	02/23/93
03	CS50	0060011	02/13/93	02/23/93
04	CS50DL	0060011DL	02/13/93	02/23/93
05	CS51	0060010	02/13/93	02/23/93
06	CS51DL	0060010DL	02/13/93	02/22/93
07	CS75	0060008	02/11/93	02/22/93
08	CS75DL	0060008DL	02/11/93	02/22/93
09	S103	0060009	02/11/93	02/22/93
10	S103DL	0060009DL	02/16/93	02/22/93
11	S111	0060014	02/14/93	02/23/93
12	S111DL	0060014DL	02/14/93	02/23/93
13	S112	0060018	02/16/93	02/25/93
14	S112DL	0060018DL	02/16/93	02/25/93
15	S113	0060013	02/13/93	02/23/93
16	S113DL	0060013DL	02/20/93	02/23/93
17	S114	0060017	02/16/93	02/24/93
18	S114DL	0060017DL	02/16/93	02/24/93
19	S115	0060012	02/13/93	02/23/93
20	S115DL	0060012DL	02/13/93	02/23/93
21				
22				
23				
24				
25				
26				

COMMENTS:

4C
PESTICIDE METHOD BLANK SUMMARY

EPA SAMPLE NO.

PBLK53 0649

Lab Name: IEA/CT Contract:

Lab Code: IIEACT Case No.: 0060 SAS No.: SDG No.: Z0060

Lab Sample ID: 0122-B05 Lab File ID: A1209226.D

Matrix:(soil/water) WATER Extraction:(SepF,Cont/Sonc) SONC

Sulfur Cleanup: (Y/N) N Date Extracted: 01/22/93

Date Analyzed (1): 02/11/93 Date Analyzed (2): 02/24/93

Time Analyzed (1): 0624 Time Analyzed (2): 1229

Instrument ID (1): HP58901A Instrument ID (2): HP58905B

GC Column (1):RTX-35 ID: 0.53(mm) GC Column (2):DB-1701 ID: 0.53(mm)

THIS METHOD BLANK APPLIES TO THE FOLLOWING SAMPLES, MS AND MSD

	EPA SAMPLE NO.	LAB SAMPLE ID	DATE ANALYZED 1	DATE ANALYZED 2
01	FB012093	0060016	02/11/93	02/24/93
02				
03				
04				
05				
06				
07				
08				
09				
10				
11				
12				
13				
14				
15				
16				
17				
18				
19				
20				
21				
22				
23				
24				
25				
26				

COMMENTS:

PESTICIDE
INSTRUMENT DETECTION LIMITS.
HP58901A DILUTION FACTOR 1.0
DATE ANAL12/07/92 COL:RTX-35

Units are ug/L

COMPOUND	IDL	Q
ALPHA-BHC	0.005	0.05
BETA-BHC	0.002	0.05
DELTA-BHC	0.001	0.05
GAMMA-BHC	0.005	0.05
HEPTACHLOR	0.006	0.05
ALDRIN	0.001	0.05
HEPT.EPOXIDE	0.001	0.05
ENDOSULFAN 1	0.004	0.05
DIELDRIN	0.029	0.10
4,4'DDE	0.004	0.10
ENDRIN	0.012	0.10
ENDOSULFAN 2	0.008	0.10
4,4' DDD	0.021	0.10
ENDO. SULFATE	0.002	0.10
4,4' DDT	0.005	0.10
METHOXYCHLOR	0.105	0.50
ENDRIN KETONE	0.003	0.10
ENDRIN ALDEHYDE	0.005	0.10
ALPHA-CHLORDANE	0.000	0.05
GAMMA-CHLORDANE	0.001	0.05
TOXAPHENE	1.080	5.00
AROCLOR 1016	0.028	1.00
AROCLOR 1221	0.751	2.00
AROCLOR 1232	0.215	1.00
AROCLOR 1242	0.017	1.00
AROCLOR 1248	0.099	1.00
AROCLOR 1254	0.650	1.00
AROCLOR 1260	0.667	1.00

* Instrument detection limits are based upon a one liter sample volume brought to a ten mililiter final volume.

PESTICIDE
INSTRUMENT DETECTION LIMITS.
HP58905B DILUTION FACTOR 1.0
DATE ANAL ~~12/21/92~~ COL:DB-1701
12/06/92

Units are ug/L.

COMPOUND	IDL	Q
ALPHA-BHC	0.009	0.05
BETA-BHC	0.003	0.05
DELTA-BHC	0.003	0.05
GAMMA-BHC	0.011	0.05
HEPTACHLOR	0.010	0.05
ALDRIN	0.002	0.05
HEPT.EPOXIDE	0.002	0.05
ENDOSULFAN 1	0.001	0.05
DIELDRIN	0.012	0.10
4,4'DDE	0.003	0.10
ENDRIN	0.010	0.10
ENDOSULFAN 2	0.005	0.10
4,4' DDD	0.032	0.10
ENDO. SULFATE	0.003	0.10
4,4' DDT	0.015	0.10
METHOXYCHLOR	0.094	0.50
ENDRIN KETONE	0.006	0.10
ENDRIN ALDEHYDE	0.025	0.10
ALPHA-CHLORDANE	0.002	0.05
GAMMA-CHLORDANE	0.003	0.05
TOXAPHENE	1.523	5.00
AROCLOR 1016	0.092	1.00
AROCLOR 1221	0.439	2.00
AROCLOR 1232	0.235	1.00
AROCLOR 1242	0.068	1.00
AROCLOR 1248	0.033	1.00
AROCLOR 1254	0.052	1.00
AROCLOR 1260	0.075	1.00

Instrument detection limits are based upon a one liter sample volume brought to a ten mililiter final volume.

1D
PESTICIDE ORGANICS ANALYSIS DATA SHEET

EPA SAMPLE NO.

S99

0652

Lab Name: IEA/CT Contract:

Lab Code: IIEACT Case No.: 0060 SAS No.: SDG No.: Z0060

Matrix: (soil/water) SOIL Lab Sample ID: 0060001

Sample wt/vol: 30.0 (g/mL) G Lab File ID: A1209211.D

% Moisture: 12 decanted: (Y/N) N Date Received: 01/19/93

Extraction: (SepF/Cont/Sonc) SONC Date Extracted: 01/21/93

Concentrated Extract Volume: 5000(uL) Date Analyzed: 02/10/93

Injection Volume: 1.0(uL) Dilution Factor: 1.0

GPC Cleanup: (Y/N) Y pH: 5.0 Sulfur Cleanup: (Y/N) N

CAS NO.	COMPOUND	CONCENTRATION UNITS: (ug/L or ug/Kg) UG/KG	Q
12674-11-2	Aroclor-1016	38	U
11104-28-2	Aroclor-1221	76	U
11141-16-5	Aroclor-1232	38	U
53469-21-9	Aroclor-1242	38	U
12672-29-6	Aroclor-1248	38	U
11097-69-1	Aroclor-1254	38	U
11096-82-5	Aroclor-1260	120	P

IEA Pesticide Standard Report

Sample Name : 0060001 S-99 Inj on 1657 10Feb1993

Result File :/DATA/LOOP/RESULT/A1209211.RES INSTRUMENT: HP58901A

Column Type : RTX-35 30-Meter,0.53mm ID Inj. Vol. : 1 ul

0653



IEA Pesticide Standard Report

ıple Name : 0060001 S-99 Inj on 1657 10Feb1993

. sult File :/DATA/LOOP/RESULT/A1209211.RES INSTRUMENT: HP58901A

Column Type : RTX-35 30-Meter,0.53mm ID Inj. Vol. : 1 ul



IEA Pesticide Standard Report

ıple Name : 0060001 S-99 Report No :308.10
Result File : /DATA/LOOP/RESULT/A1209211.RES
Column Type : RTX-35 30 Meter,0.53mm ID Inj. Vol. : 1 ul
Instrument : HP58901A
Calculation : ExternalSTD
Run Time : 46.25 Mins. Injected on 1657 10Feb1993
Sequence File : /DATA/LOOP/SEQUENCE/A1209.SEQ
Subseq/Sample : 3/ 13 Bottle no. : 13

% Dil-Fact
3333.00

Run Status : EndOffBaseline
SignalOverload

Pk#	RT	ID-tm	Peak Width	Area	Code	PPB	Name
1	4.26		.113535	405586	BV	0.0000	
2	4.55		.080727	68572	VV	0.0000	
3	4.64		.120413	41425	VV	0.0000	
4	4.85		.090516	334444	VV	0.0000	
5	5.28		.105585	890395	PV	0.0000	
6	5.80		.151426	70022	VV	0.0000	
7	6.01		.145742	37136	VV	0.0000	
8	6.19		.105800	39312	VV	0.0000	
9	6.49		.105422	49677	VV	0.0000	
10	6.80		.099030	208045	VV	0.0000	
11	7.00		.095479	34892	VV	0.0000	
12	7.35		.106983	206374	VB	0.0000	
13	7.82		.150299	65351	BV	0.0000	
14	7.95		.110381	28806	VV	0.0000	
15	8.45		.214421	30843	PV	0.0000	
16	8.83		.145085	571036	PV	0.0000	
17	9.33		.116765	87026	VV	0.0000	
18	11.76		.099218	13873	BB	0.0000	
19	12.76	12.77	.141520	1094982	BV	11.5343	Tetrachloro-m-xylene
20	13.52		.223153	78004	VV	0.0000	
21	14.14		.302692	66767	VB	0.0000	
22	15.04		.153119	50930	BV	0.0000	
23	15.98		.145723	54563	BV	0.0000	
24	16.44		.158529	119025	VV	0.0000	
25	17.73		.138776	54895	PB	0.0000	
26	20.54		.295497	29016	PV	0.0000	
27	21.02		.121307	19558	VV	0.0000	
28	21.30		.185158	78406	VV	0.0000	
29	21.78	21.78	.103115	47433	VV	.5634	~~delta-BHC~~
30	21.94		.153593	17882	VB	0.0000	
31	23.06		.205619	199368	BB	0.0000	
32	24.08		.114891	27519	VV	0.0000	
33	24.20		.121563	19564	VV	0.0000	
34	24.54		.165012	32060	VB	0.0000	
35	24.99		.126433	217833	BV	0.0000	
36	25.17		.127976	137726	VV	0.0000	
37	25.35		.108118	72517	VV	0.0000	
38	25.52		.096912	216941	VV	0.0000	
39	25.68	25.72	.136692	112258	VV	1.1537	~~gamma-Chlordane~~

ar 2/25

IEA Pesticide Standard Report

#	RT	ID-tm	Peak Width	Area	Code	PPB	Name
3	25.88		.101054	238964	VV	0.0000	
41	26.09		.192046	294071	VV	0.0000	
42	26.47		.090007	77122	VB	0.0000	
43	26.84		.179341	329148	BV	0.0000	
44	27.03		.105889	184753	VV	0.0000	
45	27.21	27.15	.093950	143340	VV	1.5958	~~Dieldrin~~
46	27.36		.151806	1015149	VV	0.0000	
47	27.59		.117241	259462	VV	0.0000	
48	27.87		.121921	1172851	VV	0.0000	
49	28.04		.104764	326244	VV	0.0000	
50	~~28.23~~		.123852	1314535	VV	0.0000	
51	28.75		.158220	725260	VV	0.0000	
52	28.94		.165398	1036458	VV	0.0000	
53	29.24		.109220	711501	VV	0.0000	
54	29.35	29.32	.105664	1457900	VV	22.5821	4,4'-DDT
55	29.53	29.50	.109836	752401	VV	12.7283	Endrin aldehyde
56	29.72		.142811	606852	VV	0.0000	
57	30.15		.193567	219550	VV	0.0000	
58	30.33		.134806	147743	VV	0.0000	
59	30.63	AR1260	.145472	1310156	VV	0.0000	
60	30.93		.139534	636673	VV	0.0000	
61	31.27		.169063	2238758	VB	0.0000	
62	32.24		.144045	112482	BV	0.0000	
63	32.55		.276169	153283	VV	0.0000	
64	32.85		.140626	397543	VV	0.0000	
65	33.07		.177351	1059537	VB	0.0000	
66	34.03		.218558	98095	VB	0.0000	
67	35.06		.194026	61122	BV	0.0000	
68	35.35		.167823	185513	VB	0.0000	
69	35.82		.311172	1102196	BB	0.0000	
70	38.18		.254790	99165	BB	0.0000	
71	39.61		.401527	246736	VB	0.0000	
72	40.62	#40.67	.345742	1325175	BB	11.0995	Decachlorobiphenyl
73	41.79		.406356	190455	BB	0.0000	
74	43.95		.312788	684239	BV	0.0000	
75	45.10		.355606	821077	VV	0.0000	

gr 2/25

Total Area : 27665588 Total PPB : 61.257

Report Time : 2257 10Feb1993
Method : /DATA/LOOP/METHOD/A1209_211.MT
Result File : /DATA/LOOP/RESULT/A1209211.RES

IEA Pesticide Standard Report

Inj on 1949 23Feb1993
INSTRUMENT: HP58905B
Inj. Vol. : 1 ul

ple Name : 0060001 S-99
sult File :/DATA/LOOP/RESULT/B5041085.RES
Column Type : DB-1701 30-Meter,0.53mm ID

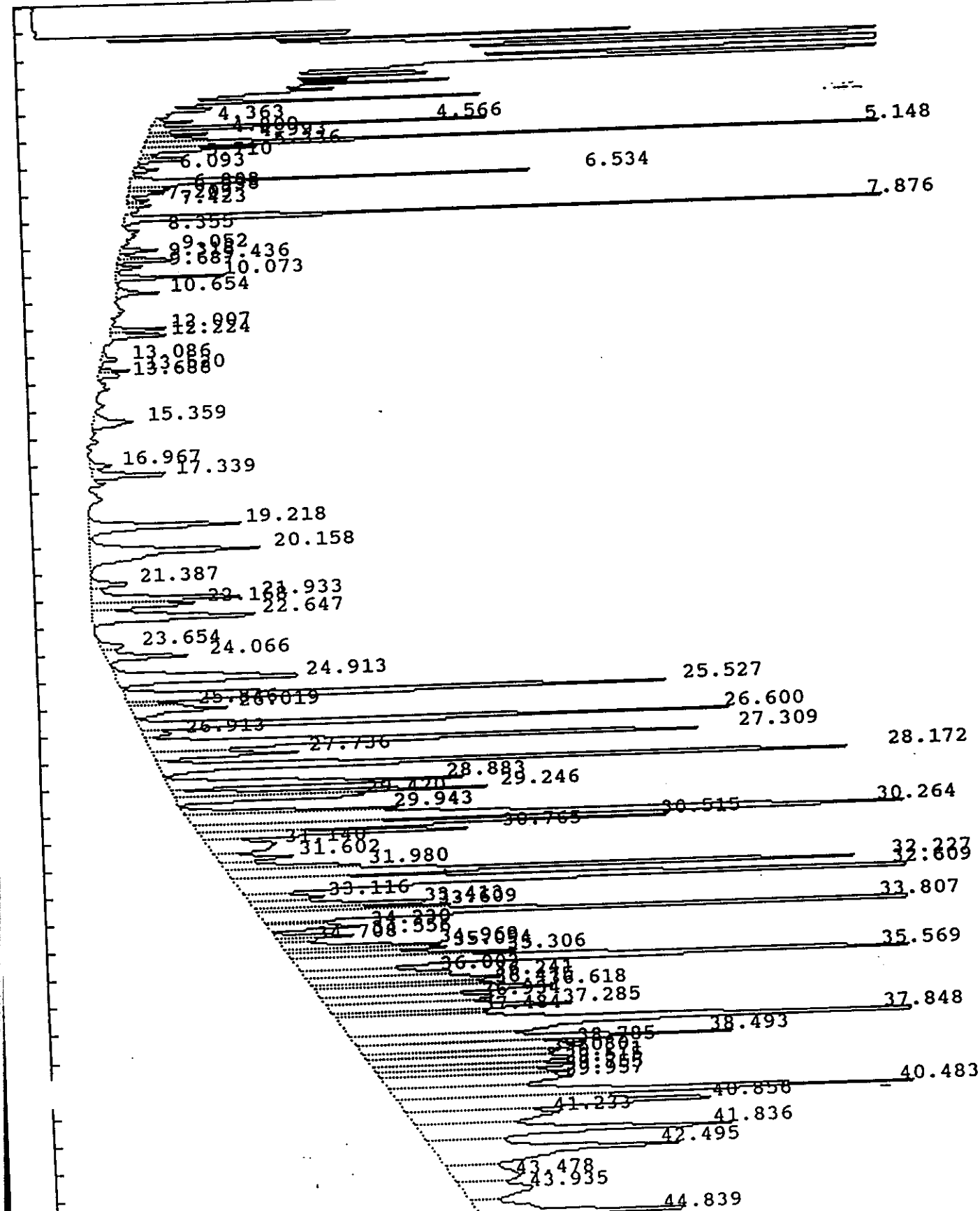

IEA Pesticide Standard Report

ple Name : 0060001 S-99
ult File :/DATA/LOOP/RESULT/B5041085.RES
Column Type : DB-1701 30-Meter,0.53mm ID

Inj on 1949 23Feb1993
INSTRUMENT: HP58905B
Inj. Vol. : 1 ul

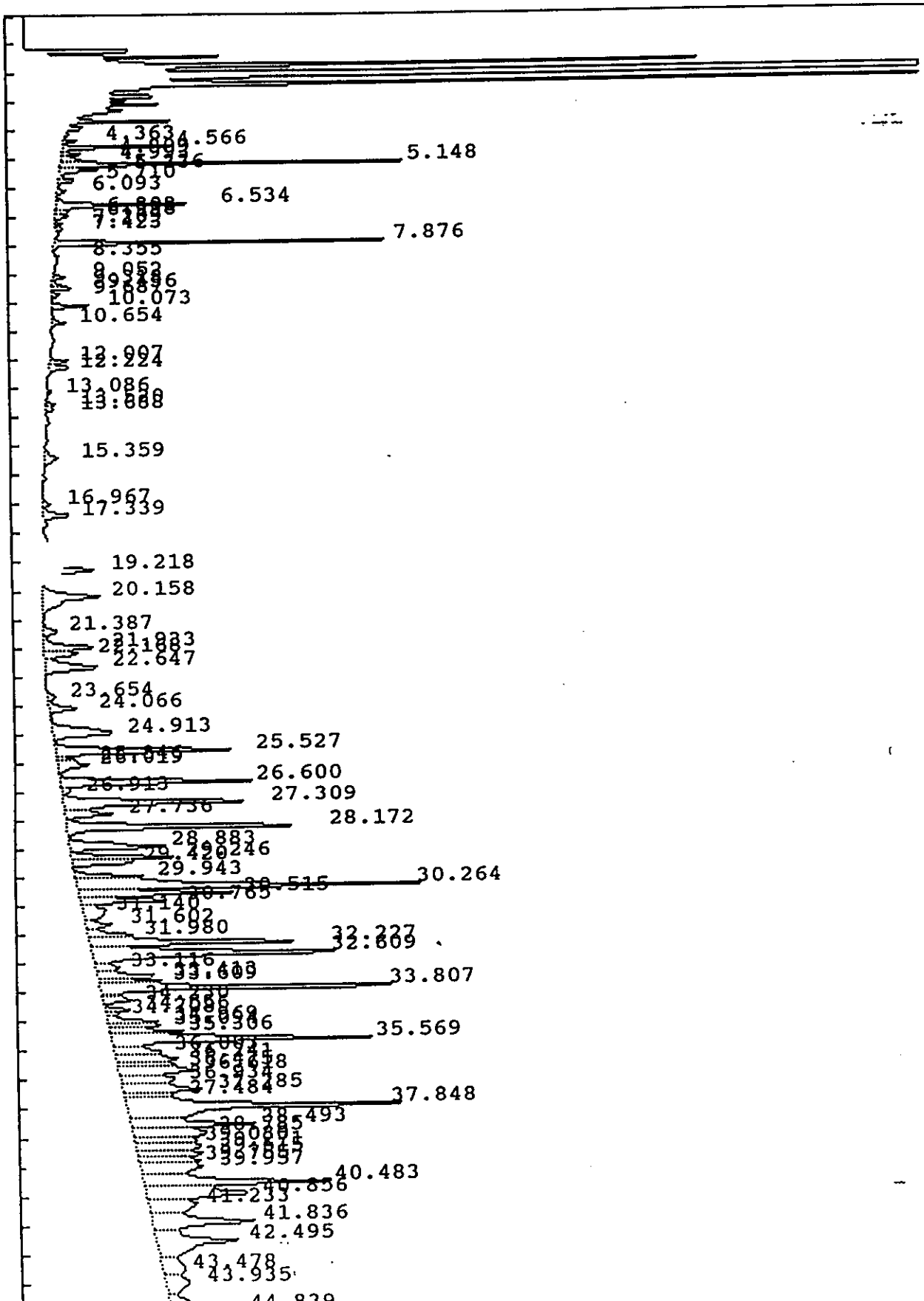

IEA Pesticide Standard Report

ıple Name : 0060001 S-99 Report No : 38.00
Result File : /DATA/LOOP/RESULT/B5041085.RES
Column Type : DB-1701 30 Meter,0.53mm ID Inj. Vol. : 1 ul
Instrument : HP58905B
Calculation : ExternalSTD
Run Time : 46.50 Mins. Injected on 1949 23Feb1993
Sequence File : /DATA/LOOP/SEQUENCE/B5041.SEQ
Subseq/Sample : 1/ 85 Bottle no. : 85

% Dil-Fact
3333.00

Run Status : EndOffBaseline
SignalOverload

Pk#	RT	ID-tm	Peak Width	Area	Code	PPB	Name
1	4.36		.068727	14226	PV	0.0000	
2	4.57		.059722	118518	PV	0.0000	
3	4.81		.076888	22279	VV	0.0000	
4	4.99		.078388	26702	VV	0.0000	
5	5.15		.064860	341845	VV	0.0000	
6	5.34		.118227	55884	VV	0.0000	
7	5.71		.085255	25295	VV	0.0000	
8	6.09		.073524	9100	VV	0.0000	
9	6.53		.091086	173072	VV	0.0000	
10	6.81		.102002	17392	VV	0.0000	
11	6.94		.119162	17993	VV	0.0000	
12	7.21		.086561	8067	VV	0.0000	
13	7.42		.082391	9432	VV	0.0000	
14	7.88	7.87	.071272	343951	VV	7.8291	Tetrachloro-m-xylene
15	8.35		.085645	4963	PV	0.0000	
16	9.05		.116093	18746	PV	0.0000	
17	9.32		.082550	9180	VV	0.0000	
18	9.44		.084711	26269	VV	0.0000	
19	9.69		.086363	12173	VV	0.0000	
20	10.07		.088515	44818	PB	0.0000	
21	10.65		.134104	24174	BB	0.0000	
22	12.01		.102635	26867	BV	0.0000	
23	12.22		.114350	32009	VV	0.0000	
24	13.09		.135167	10129	BV	0.0000	
25	13.52		.106402	13581	PV	0.0000	
26	13.69		.118299	11610	VV	0.0000	
27	15.36		.250571	40987	BV	0.0000	
28	16.97		.179324	14864	BV	0.0000	
29	17.34		.168894	54052	VV	0.0000	
30	19.22		.221858	130708	BV	0.0000	
31	20.16		.316428	207423	VV	0.0000	
32	21.39		.199472	30912	PV	0.0000	
33	21.93		.202989	121812	VV	0.0000	
34	22.17		.183035	74959	VV	0.0000	
35	22.65		.255081	166174	VB	0.0000	
36	23.65	23.67	.232656	22089	BV	.6111	gamma-Chlordane
37	24.07	24.12	.192399	63861	VV	1.6537	alpha-Chlordane
38	24.91		.295925	209600	VV	0.0000	
39	25.53		.171464	369542	VV	0.0000	

ads/1

IEA Pesticide Standard Report

#	RT	ID-tm	Peak Width	Area	Code	PPB	Name
3	25.85		.130791	28151	VV	0.0000	
41	26.02		.206239	78080	VV	0.0000	
42	26.60		.155731	362056	VV	0.0000	
43	26.91		.171637	19800	VV	0.0000	
44	27.31	27.29	.195226	445724	VV	16.9682	~~Endrin~~
45	27.74		.176485	99177	VV	0.0000	
46	28.17		.153302	456631	VV	0.0000	
47	28.88		.187325	225188	VV	0.0000	
48	29.25		.151392	188805	VV	0.0000	
49	29.42		.143248	109517	VV	0.0000	
50	29.94		.154094	126701	PV	0.0000	
51	30.26		.176855	730617	VV	0.0000	
52	30.52		.147157	276185	VV	0.0000	
53	30.77		.146500	166786	VV	0.0000	
54	31.14		.405277	105325	VV	0.0000	
55	31.60		.194595	60788	VV	0.0000	
56	31.98		.166639	84235	VV	0.0000	
57	32.23		.164405	442415	VV	0.0000	
58	32.61		.216585	675207	VV	0.0000	
59	33.12	AK 1260	.202605	58779	VV	0.0000	
60	33.41		.169582	131110	VV	0.0000	
61	33.61		.126994	105215	VV	0.0000	
62	33.81		.131602	546801	VV	0.0000	
63	34.23		.141916	51428	VV	0.0000	
64	34.56		.124021	41657	PV	0.0000	
5	34.71	34.76	.106953	16228	VV	1.1984	~~Methoxychlor~~
66	34.97		.146496	88152	VV	0.0000	
67	35.09		.144100	89145	VV	0.0000	
68	35.31		.128821	114305	VV	0.0000	
69	35.57		.188270	594101	VV	0.0000	
70	36.00		.213181	119485	VV	0.0000	
71	36.24		.230846	168614	VV	0.0000	
72	36.47		.159379	108883	VV	0.0000	
73	36.62		.226517	204417	VV	0.0000	
74	36.93		.259448	164343	VV	0.0000	
75	37.29		.243888	231113	VV	0.0000	
76	37.48		.130880	75727	VV	0.0000	
77	37.85		.263660	902890	VV	0.0000	gh 3/1
78	38.49		.193830	290073	VV	0.0000	
79	38.79		.327309	279598	VV	0.0000	
80	39.08		.160037	113223	VV	0.0000	
81	39.27		.233527	178759	VV	0.0000	
82	39.51		.211631	163132	VV	0.0000	
83	39.75		.186254	134972	VV	0.0000	
84	39.96		.312141	222632	VV	0.0000	
85	40.48	#40.48	.218779	488253	VV	12.5511	Decachlorobiphenyl
86	40.86		.320445	393365	VV	0.0000	
87	41.23		.370745	214925	VV	0.0000	
88	41.84		.299954	369355	VV	0.0000	
89	42.50		.423877	409110	VV	0.0000	
90	43.48		.544616	140518	VV	0.0000	
91	43.93		.490019	131287	VV	0.0000	
92	44.84		.295738	255280	VV	0.0000	
93	45.58		.312365	174224	VV	0.0000	
94	46.30		.407699	22101	PB	0.0000	

Total Area : 15399854 Total PPB : 40.812

IEA Pesticide Standard Report

ort Time : 2039 23Feb1993
Method : /DATA/LOOP/METHOD/B5041.MTH
Result File : /DATA/LOOP/RESULT/B5041085.RES

1D
PESTICIDE ORGANICS ANALYSIS DATA SHEET

EPA SAMPLE NO.

S100 0662

Lab Name: IEA/CT Contract:

Lab Code: IIEACT Case No.: 0060 SAS No.: SDG No.: Z0060

Matrix: (soil/water) SOIL Lab Sample ID: 0060002

Sample wt/vol: 30.0 (g/mL) G Lab File ID: A1209213.D

% Moisture: 12 decanted: (Y/N) N Date Received: 01/19/93

Extraction: (SepF/Cont/Sonc) SONC Date Extracted: 01/21/93

Concentrated Extract Volume: 5000(uL) Date Analyzed: 02/10/93

Injection Volume: 1.0(uL) Dilution Factor: 10.0

GPC Cleanup: (Y/N) Y pH: 7.4 Sulfur Cleanup: (Y/N) N

CAS NO.	COMPOUND	CONCENTRATION UNITS: (ug/L or ug/Kg) UG/KG	Q
12674-11-2	Aroclor-1016	380	U
11104-28-2	Aroclor-1221	760	U
11141-16-5	Aroclor-1232	380	U
53469-21-9	Aroclor-1242	380	U
12672-29-6	Aroclor-1248	380	U
11097-69-1	Aroclor-1254	380	U
11096-82-5	Aroclor-1260	5400	P

IEA Pesticide Standard Report

ᵐple Name : 0060002 S-100 DF=10 Inj on 1844 10Feb1993
ᵍult File :/DATA/LOOP/RESULT/A1209213.RES INSTRUMENT: HP58901A
Column Type : RTX-35 30-Meter,0.53mm ID Inj. Vol. : 1 ul

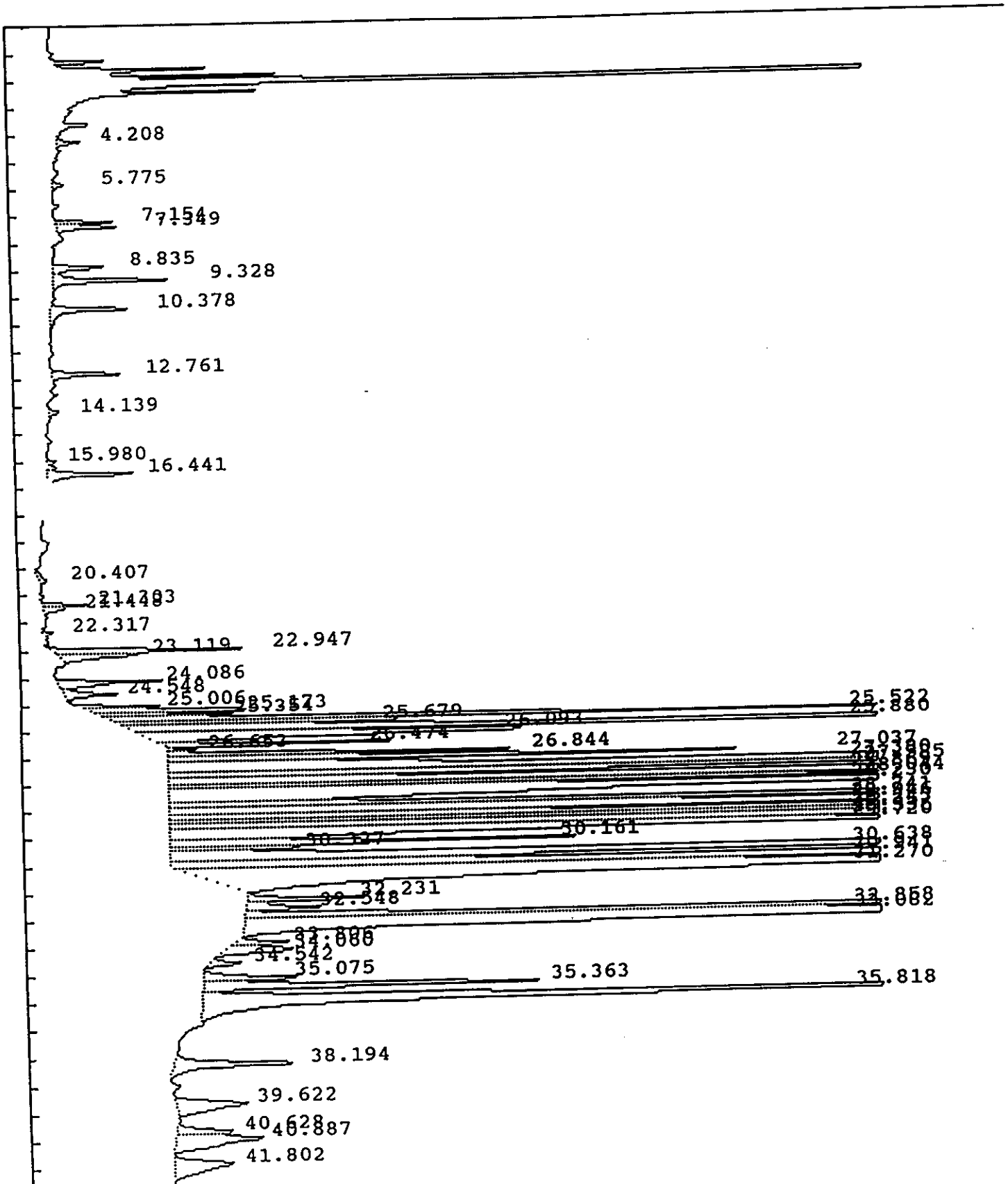

IEA Pesticide Standard Report

ple Name : 0060002 S-100 DF=10 Inj on 1844 10Feb1993
sult File :/DATA/LOOP/RESULT/A1209213.RES INSTRUMENT: HP58901A
Column Type : RTX-35 30-Meter,0.53mm ID Inj. Vol. : 1 ul



IEA Pesticide Standard Report

ple Name : 0060002 S-100 DF=10 Report No :310.31
Result File : /DATA/LOOP/RESULT/A1209213.RES
Column Type : RTX-35 30 Meter,0.53mm ID Inj. Vol. : 1 ul
Instrument : HP58901A
Calculation : ExternalSTD
Run Time : 46.25 Mins. Injected on 1844 10Feb1993
Sequence File : /DATA/LOOP/SEQUENCE/A1209.SEQ
Subseq/Sample : 3/ 15 Bottle no. : 15

% Dil-Fact
3333.00

Run Status : EndOffBaseline
SignalOverload

Pk#	RT	ID-tm	Peak Width	Area	Code	PPB	Name
1	4.21		.104586	34841	BV	0.0000	
2	5.78		.160211	22405	BB	0.0000	
3	7.15		.100912	79861	BV	0.0000	
4	7.35		.124206	101762	VV	0.0000	
5	8.84		.143787	94994	BV	0.0000	
6	9.33		.141672	217750	VB	0.0000	
7	10.38		.155697	174073	PB	0.0000	
8	12.76	12.77	.125749	119992	BV	1.2640	Tetrachloro-m-xylene
9	14.14		.148200	19430	BB	0.0000	
10	15.98		.109436	13631	BV	0.0000	
11	16.44		.150574	175344	VV	0.0000	
12	20.41		.248390	25101	PV	0.0000	
13	21.30		.117602	66078	PV	0.0000	
14	21.45		.120435	32887	VB	0.0000	
15	22.32		.102964	14028	PV	0.0000	
16	22.95	22.99	.122570	307852	PV	3.1191	~~Aldrin~~
17	23.12		.150898	158317	VV	0.0000	
18	24.09		.138463	195157	BV	0.0000	
19	24.55		.149626	104005	VB	0.0000	
20	25.01	25.07	.099554	101140	BV	1.1087	~~Heptachlor epoxide~~
21	25.17		.120139	299416	VV	0.0000	
22	25.35		.097192	177625	VV	0.0000	
23	25.52		.097344	1327321	VV	0.0000	
24	25.68	25.72	.097618	357938	VV	3.6786	~~gamma-Chlordane~~
25	25.88		.107248	1920084	VV	0.0000	
26	26.09		.156438	915136	VV	0.0000	
27	26.47		.088069	290170	VB	0.0000	
28	26.65		.061097	27143	BV	0.0000	
29	26.84		.114533	513654	VV	0.0000	
30	27.04		.099837	837370	VV	0.0000	
31	27.38		.171886	4429810	VV	0.0000	
32	27.59		.118028	1161883	VV	0.0000	
33	27.87		.116515	5148594	VV	0.0000	
34	28.04		.094610	925295	VV	0.0000	
35	28.23		.114703	5892104	HS	0.0000	
36	28.74		.093183	1894829	HS	0.0000	
37	28.95		.160791	3475718	HS	0.0000	
38	29.24		.084833	2320331	HS	0.0000	
39	29.36	29.32	.108917	5741504	HS	88.9328	~~4,4'-DDT~~

Aroclor

a2 2/25

IEA Pesticide Standard Report

#	RT	ID-tm	Peak Width	Area	Code	PPB	Name
J	29.54	29.50	.107032	3281623	HS	55.5148	~~Endrin aldehyde~~
41	29.72		.139008	2703107	HS	0.0000	
42	30.16		.125498	650614	HS	0.0000	
43	30.33		.080288	131147	HS	0.0000	
44	30.64		.125015	4111344	HS	0.0000	
45	30.94		.132939	2886224	HS	0.0000	
46	31.27		.169004	9779842	GS	0.0000	
47	32.23		.120637	193978	BV	0.0000	
48	32.55		.151054	136122	VV	0.0000	
49	32.86		.134359	1813890	VV	0.0000	
50	33.08		.167683	5079980	VB	0.0000	
51	33.81		.129631	82223	BV	0.0000	
52	34.06		.226705	169689	VB	0.0000	
53	34.54		.141279	55043	BB	0.0000	
54	35.07		.170433	201902	BV	0.0000	
55	35.36		.157425	664088	VV	0.0000	
56	35.82		.211173	2334336	VV	0.0000	
57	38.19		.219303	328596	BB	0.0000	
58	39.62		.344759	288882	BB	0.0000	
59	40.63	#40.67	.216857	143033	VV	1.1980	Decachlorobiphenyl
60	40.89		.347846	364481	VB	0.0000	
61	41.80		.410583	282793	BB	0.0000	
62	43.96		.351369	142621	BV	0.0000	
63	45.13		.286254	76518	VV	0.0000	

Total Area : 75616656 Total PPB : 154.816

Report Time : 2352 10Feb1993
Method : /DATA/LOOP/METHOD/A1209_213.MT
Result File : /DATA/LOOP/RESULT/A1209213.RES

IEA Pesticide Standard Report

mple Name : 0060002 S-100 DF=10
sult File :/DATA/LOOP/RESULT/B5041091.RES
Column Type : DB-1701 30-Meter,0.53mm ID

Inj on 0252 24Feb1993
INSTRUMENT: HP58905B
Inj. Vol. : 1 ul



IEA Pesticide Standard Report

Sample Name : 0060002 S-100 DF=10
Result File :/DATA/LOOP/RESULT/B5041091.RES
Column Type : DB-1701 30-Meter,0.53mm ID

Inj on 0252 24Feb1993
INSTRUMENT: HP58905B
Inj. Vol. : 1 ul



IEA Pesticide Standard Report

Report No : 46.10

Inj. Vol. : 1 ul

mple Name : 0060002 S-100 DF=10
Result File : /DATA/LOOP/RESULT/B5041091.RES
Column Type : DB-1701 30 Meter,0.53mm ID
Instrument : HP58905B
Calculation : ExternalSTD
Run Time : 46.50 Mins. Injected on 0252 24Feb1993
Sequence File : /DATA/LOOP/SEQUENCE/B5041.SEQ
Subseq/Sample : 1/ 91 Bottle no. : 91

% Dil-Fact
3333.00

Run Status : RunStatusOK
EndOffBaseline

Pk#	RT	ID-tm	Peak Width	Area	Code	PPB	Name
1	4.80		.052408	26628	BV	0.0000	
2	6.43		.060231	40809	BV	0.0000	
3	6.53		.103711	79347	VB	0.0000	
4	7.86	7.87	.098946	63141	BB	1.4372	Tetrachloro-m-xylene
5	9.43		.091248	8345	VV	0.0000	
6	9.79		.070542	4998	VB	0.0000	
7	10.07		.077439	55830	BV	0.0000	
8	10.66		.112495	25521	VB	0.0000	
9	12.22		.117027	28793	BV	0.0000	
10	13.52		.090471	18326	BV	0.0000	
11	14.02		.096272	4687	BV	0.0000	
12	14.76		.110055	9318	BB	0.0000	
13	15.34		.189259	207301	BB	0.0000	
14	16.97		.175933	86892	BV	0.0000	
15	17.33		.166352	24621	VV	0.0000	
16	17.64		.156744	45976	VV	0.0000	
17	18.91		.167018	12694	BV	0.0000	
18	19.22		.251195	174761	VV	0.0000	
19	20.14		.252979	986319	VV	0.0000	
20	21.37		.203044	151838	VV	0.0000	
21	21.92		.202569	977932	VV	0.0000	
22	22.15		.167327	271093	VV	0.0000	
23	22.56		.302229	371801	VV	0.0000	
24	23.62	23.67	.196565	50269	PV	1.3907	gamma-~~Chlordane~~
25	24.05	24.12	.188672	254843	VV	6.5991	alpha-Chlordane
26	24.74		.160754	356671	VV	0.0000	
27	24.94		.188117	467836	VV	0.0000	
28	25.53		.170436	1553168	VV	0.0000	
29	25.83		.142700	179178	VV	0.0000	
30	26.01	25.94	.170150	308663	VV	10.8239	~~Dieldrin~~
31	26.59		.158095	1753914	VV	0.0000	
32	26.89		.173749	95624	VV	0.0000	
33	27.29	27.29	.182151	937038	VV	35.6720	~~Endrin~~
34	27.73		.177701	371431	VV	0.0000	
35	28.16		.151711	2163855	VV	0.0000	
36	28.87		.209806	1063805	VV	0.0000	
37	29.23		.149961	890969	VV	0.0000	
38	29.41		.138090	374324	VV	0.0000	
39	30.26		.198677	3211447	VV	0.0000	

IEA Pesticide Standard Report

0670

#	RT	ID-tm	Peak Width	Area	Code	PPB	Name
0	30.50		.137601	1110135	VV	0.0000	
41	30.76		.139144	741907	VV	0.0000	
42	31.15		.349760	179653	VV	0.0000	
43	31.59		.139364	184799	VV	0.0000	
44	31.75		.115796	64041	VV	0.0000	
45	31.97		.141746	107435	VV	0.0000	
46	32.23		.135565	1465648	VV	0.0000	
47	32.50		.273696	1318108	VV	0.0000	
48	33.08		.214677	98303	VV	0.0000	
49	33.40	Ar1260	.131428	400816	VV	0.0000	
50	33.80		.137613	2888813	VV	0.0000	
51	34.08		.184952	192218	VV	0.0000	
52	34.54		.146376	59804	PV	0.0000	
53	35.06		.234258	145354	VV	0.0000	
54	35.30		.120073	415727	VV	0.0000	
55	35.56		.147556	2110974	VV	0.0000	
56	35.97		.166015	57127	VV	0.0000	
57	36.25		.263712	129459	VV	0.0000	
58	36.60		.219686	200516	VV	0.0000	
59	37.00		.141975	98382	VV	0.0000	
60	37.27		.141819	279231	VV	0.0000	
61	37.84		.160774	377765	VV	0.0000	
62	38.17		.130196	23934	VV	0.0000	
63	38.48		.113202	494357	PV	0.0000	
64	38.68		.215272	62494	VB	0.0000	
5	39.27		.131955	13752	PV	0.0000	
6	39.51		.113516	20093	PV	0.0000	
67	39.74		.128498	92752	VV	0.0000	
68	39.93		.177960	34417	VV	0.0000	
69	40.47	#40.48	.191509	48083	PV	1.2360	Decachlorobiphenyl
70	40.85		.243004	239985	VV	0.0000	
71	41.24		.271365	83626	VV	0.0000	
72	41.83		.198294	203201	VV	0.0000	
73	42.49		.225863	211195	VV	0.0000	
74	43.30		.197224	14607	PV	0.0000	
75	43.93		.397089	64973	VV	0.0000	
76	44.55		.169893	23116	VV	0.0000	
77	44.83		.222446	66569	VV	0.0000	
78	45.56		.273246	189677	VV	0.0000	
79	46.28		.181178	9514	PB	0.0000	

Total Area : 32232564 Total PPB : 57.159

Report Time : 1103 24Feb1993
Method : /DATA/LOOP/METHOD/B5041_091.MT
Result File : /DATA/LOOP/RESULT/B5041091.RES

1D
PESTICIDE ORGANICS ANALYSIS DATA SHEET

EPA SAMPLE NO.

S100DL

0671

Lab Name: IEA/CT Contract:

Lab Code: IIEACT Case No.: 0060 SAS No.: SDG No.: Z0060

Matrix: (soil/water) SOIL Lab Sample ID: 0060002DL

Sample wt/vol: 30.0 (g/mL) G Lab File ID: A1209212.D

% Moisture: 12 decanted: (Y/N) N Date Received: 01/19/93

Extraction: (SepF/Cont/Sonc) SONC Date Extracted: 01/21/93

Concentrated Extract Volume: 5000(uL) Date Analyzed: 02/10/93

Injection Volume: 1.0(uL) Dilution Factor: 100.0

GPC Cleanup: (Y/N) Y pH: 7.4 Sulfur Cleanup: (Y/N) N

CAS NO.	COMPOUND	CONCENTRATION UNITS: (ug/L or ug/Kg) UG/KG	Q
12674-11-2	Aroclor-1016	3800	U
11104-28-2	Aroclor-1221	7600	U
11141-16-5	Aroclor-1232	3800	U
53469-21-9	Aroclor-1242	3800	U
12672-29-6	Aroclor-1248	3800	U
11097-69-1	Aroclor-1254	3800	U
11096-82-5	Aroclor-1260	4100	PD

IEA Pesticide Standard Report 0672

Sample Name : 0060002DC S-100 DF=100 Inj on 1751 10Feb1993

Result File :/DATA/LOOP/RESULT/A1209212.RES INSTRUMENT: HP58901A

Column Type : RTX-35 30-Meter,0.53mm ID Inj. Vol. : 1 ul

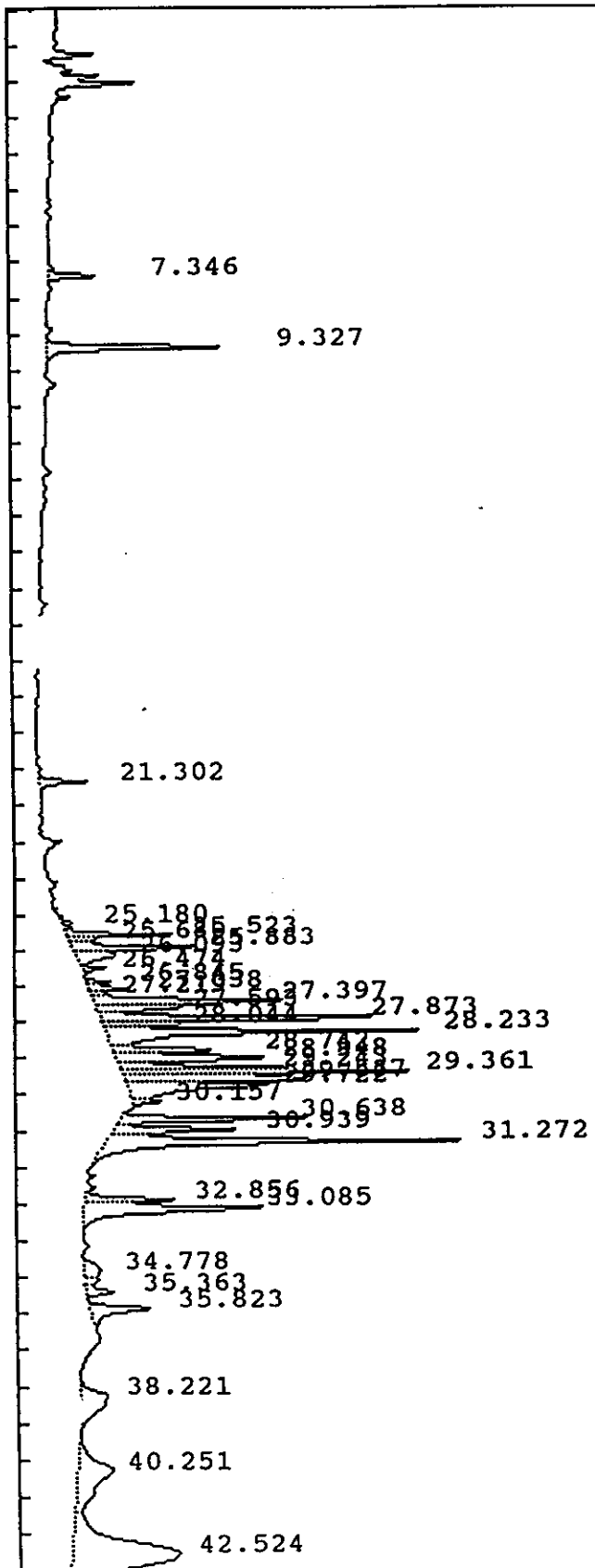

IEA Pesticide Standard Report

Report No :309.00

Inj. Vol. : 1 ul

ple Name : 0060002 S-100 DF=100
Result File : /DATA/LOOP/RESULT/A1209212.RES
Column Type : RTX-35 30 Meter,0.53mm ID
Instrument : HP58901A
Calculation : ExternalSTD
Run Time : 46.25 Mins. Injected on 1751 10Feb1993
Sequence File : /DATA/LOOP/SEQUENCE/A1209.SEQ
Subseq/Sample : 3/ 14 Bottle no. : 14

% Dil-Fact
3333.00

Run Status : RunStatusOK
EndOffBaseline
NoReference

Pk#	RT	ID-tm	Peak Width	Area	Code	PPB	Name
1	7.35		.110029	52915	VB	0.0000	
2	9.33		.129755	219776	BB	0.0000	
3	21.30		.122171	55687	BB	0.0000	
4	25.18		.169775	21323	BV	0.0000	
5	25.52		.094861	102273	VV	0.0000	
6	25.68	25.72	.094602	25582	VV	.2629	~~gamma-Chlordane~~
7	25.88		.119125	151973	VV	0.0000	
8	26.09		.172274	74325	VV	0.0000	
9	26.47		.087562	21099	VV	0.0000	
10	26.85		.099736	24680	BV	0.0000	
11	27.04		.101323	45205	VV	0.0000	
12	27.22	27.15	.082610	15336	VV	.1707	~~Dieldrin~~
13	27.40		.160142	279798	VV	0.0000	
14	27.59		.117657	87969	VV	0.0000	
15	27.87		.115312	359043	VV	0.0000	
16	28.04		.100507	72635	VV	0.0000	
17	28.23		.138900	432889	VV	0.0000	
18	28.74		.106213	124640	VV	0.0000	
19	28.95		.165104	232681	VV	0.0000	
20	29.24		.104101	161325	VV	0.0000	
21	29.36	29.32	.108171	302408	VV	4.6841	4,4'-DDT
22	29.54	29.50	.108432	228123	VV	3.8591	Endrin aldehyde
23	29.72		.181335	270971	VV	0.0000	
24	30.16		.103317	28474	VV	0.0000	
25	30.64		.112326	210346	BV	0.0000	
26	30.94		.127392	145952	VV	0.0000	
27	31.27		.160123	539287	VV	0.0000	
28	32.86		.138551	112333	VV	0.0000	
29	33.08		.193637	322915	VV	0.0000	
30	34.78		.389663	55731	BV	0.0000	
31	35.36		.163282	40355	VV	0.0000	
32	35.82		.222978	125579	PV	0.0000	
33	38.22		.646378	149030	BB	0.0000	
34	40.25		.883276	259594	BV	0.0000	
35	42.52		.924216	850199	VV	0.0000	
36	44.28		.897403	178761	VB	0.0000	

AN1260

ah 2/25

Total Area : 6381213 Total PPB : 8.977

Report Time : 1839 10Feb1993
IEA Pesticide Standard Report
Method : /DATA/LOOP/METHOD/A1209.MTH
Result File : /DATA/LOOP/RESULT/A1209212.RES

IEA Pesticide Standard Report

Sample Name : 0060002 S-100 DF=100
Inj on 0158 24Feb1993
ult File :/DATA/LOOP/RESULT/B5041090.RES
INSTRUMENT: HP58905B
olumn Type : DB-1701 30-Meter,0.53mm ID
Inj. Vol. : 1 ul

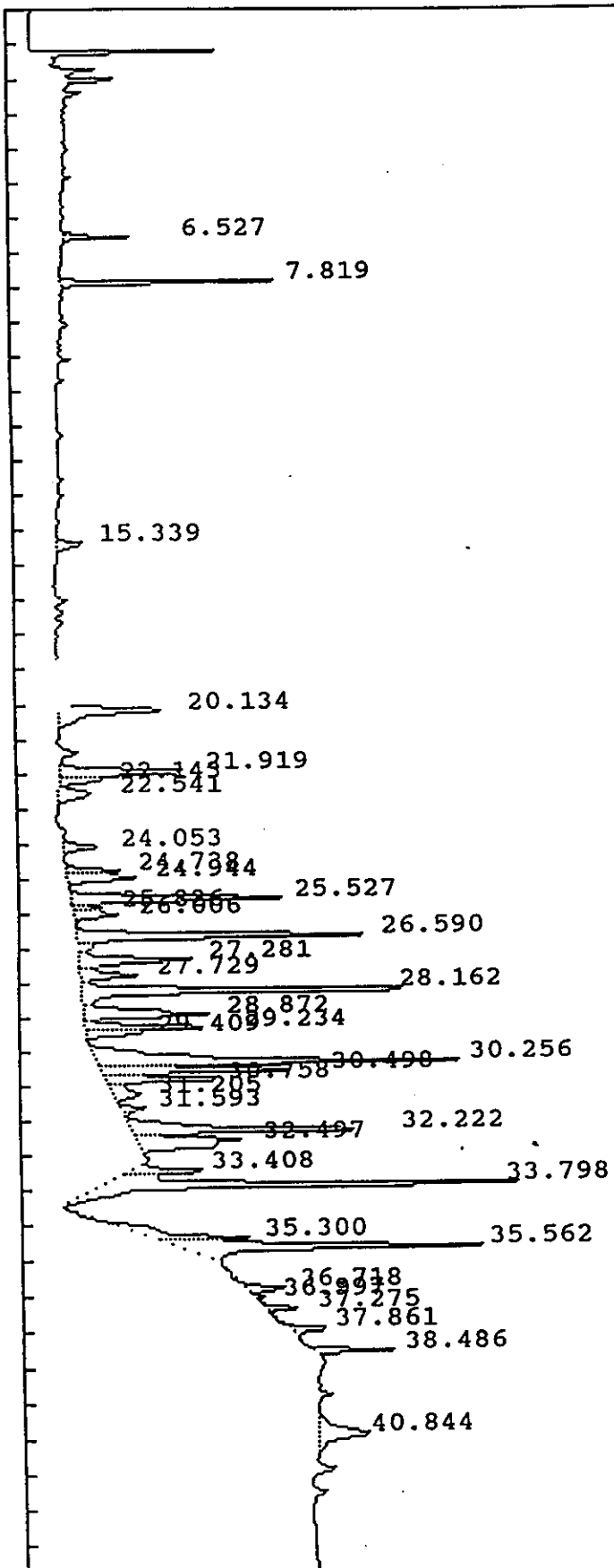

IEA Pesticide Standard Report

nple Name : 0060002 S-100 DF=100 Report No : 45.00
Result File : /DATA/LOOP/RESULT/B5041090.RES
Column Type : DB-1701 30 Meter,0.53mm ID Inj. Vol. : 1 ul
Instrument : HP58905B
Calculation : ExternalSTD
Run Time : 46.50 Mins. Injected on 0158 24Feb1993
Sequence File : /DATA/LOOP/SEQUENCE/B5041.SEQ
Subseq/Sample : 1/ 90 Bottle no. : 90

% Dil-Fact
3333.00

Run Status : RunStatusOK
EndOffBaseline
NoReference

Pk#	RT	ID-tm	Peak Width	Area	Code	PPB	Name
1	6.53		.069107	18348	VB	0.0000	
2	7.82		.076786	64600	BB	0.0000	
3	15.34		.169543	14607	BB	0.0000	
4	20.13		.236897	75887	BB	0.0000	
5	21.92		.191801	75639	BV	0.0000	
6	22.14		.156914	19699	VV	0.0000	
7	22.54		.284039	25704	VB	0.0000	
8	24.05	24.12	.179784	19138	BB	.4956	~~alpha-Chlordane~~
9	24.74		.152242	25062	BV	0.0000	
10	24.94		.181107	37585	VB	0.0000	
11	25.53		.168445	111072	BV	0.0000	
12	25.83		.141968	13315	VV	0.0000	
13	26.01	25.94	.154664	21318	VB	.7476	~~Dieldrin~~
14	26.59		.154112	140350	BV	0.0000	
15	27.28	27.29	.183593	65021	VV	2.4753	~~Endrin~~
16	27.73		.183897	32196	VV	0.0000	Out 3/1
17	28.16		.155743	178630	VV	0.0000	
18	28.87		.216138	82967	VV	0.0000	
19	29.23		.147759	59207	VV	0.0000	
20	29.41		.135550	23697	VV	0.0000	
21	30.26		.196988	219728	PV	0.0000	
22	30.50		.139212	89229	VV	0.0000	
23	30.76		.145995	59173	VV	0.0000	
24	31.21		.275901	22914	VV	0.0000	
25	31.59		.121757	10294	VV	0.0000	
26	32.22		.166008	134170	VV	0.0000	
27	32.50		.277954	94204	VV	0.0000	
28	33.41	AN160	.148138	35811	BV	0.0000	
29	33.80		.160554	220415	VV	0.0000	
30	35.30		.214686	67449	PV	0.0000	
31	35.56		.180215	176823	VB	0.0000	
32	36.72		.162469	21234	BV	0.0000	
33	37.00		.110188	3830	VV	0.0000	
34	37.27		.114979	13774	VV	0.0000	
35	37.86		.135344	17390	PB	0.0000	
36	38.49		.105228	28433	BV	0.0000	
37	40.84		.380498	58756	BB	0.0000	

Total Area : 2377670 Total PPB : 3.718 0677

IEA Pesticide Standard Report

ort Time : 0247 24Feb1993
Method : /DATA/LOOP/METHOD/B5041.MTH
Result File : /DATA/LOOP/RESULT/B5041090.RES

1D
PESTICIDE ORGANICS ANALYSIS DATA SHEET

EPA SAMPLE NO.

0678 S101

Lab Name: IEA/CT Contract:

Lab Code: IIEACT Case No.: 0060 SAS No.: SDG No.: Z0060

Matrix: (soil/water) SOIL Lab Sample ID: 0060003

Sample wt/vol: 30.0 (g/mL) G Lab File ID: A1209215.D

% Moisture: 14 decanted: (Y/N) N Date Received: 01/19/93

Extraction: (SepF/Cont/Sonc) SONC Date Extracted: 01/21/93

Concentrated Extract Volume: 5000(uL) Date Analyzed: 02/10/93

Injection Volume: 1.0(uL) Dilution Factor: 100.0

GPC Cleanup: (Y/N) Y pH: 7.3 Sulfur Cleanup: (Y/N) N

CAS NO.	COMPOUND	CONCENTRATION UNITS: (ug/L or ug/Kg) UG/KG	Q
12674-11-2	Aroclor-1016	3800	U
11104-28-2	Aroclor-1221	7800	U
11141-16-5	Aroclor-1232	3800	U
53469-21-9	Aroclor-1242	3800	U
12672-29-6	Aroclor-1248	3800	U
11097-69-1	Aroclor-1254	3800	U
11096-82-5	Aroclor-1260	58000	P

IEA Pesticide Standard Report

S-mple Name : 0060003 S-101 DF=100 Inj on 2032 10Feb1993 0679

: ult File :/DATA/LOOP/RESULT/A1209215.RES INSTRUMENT: HP58901A

Column Type : RTX-35 30-Meter,0.53mm ID Inj. Vol. : 1 ul

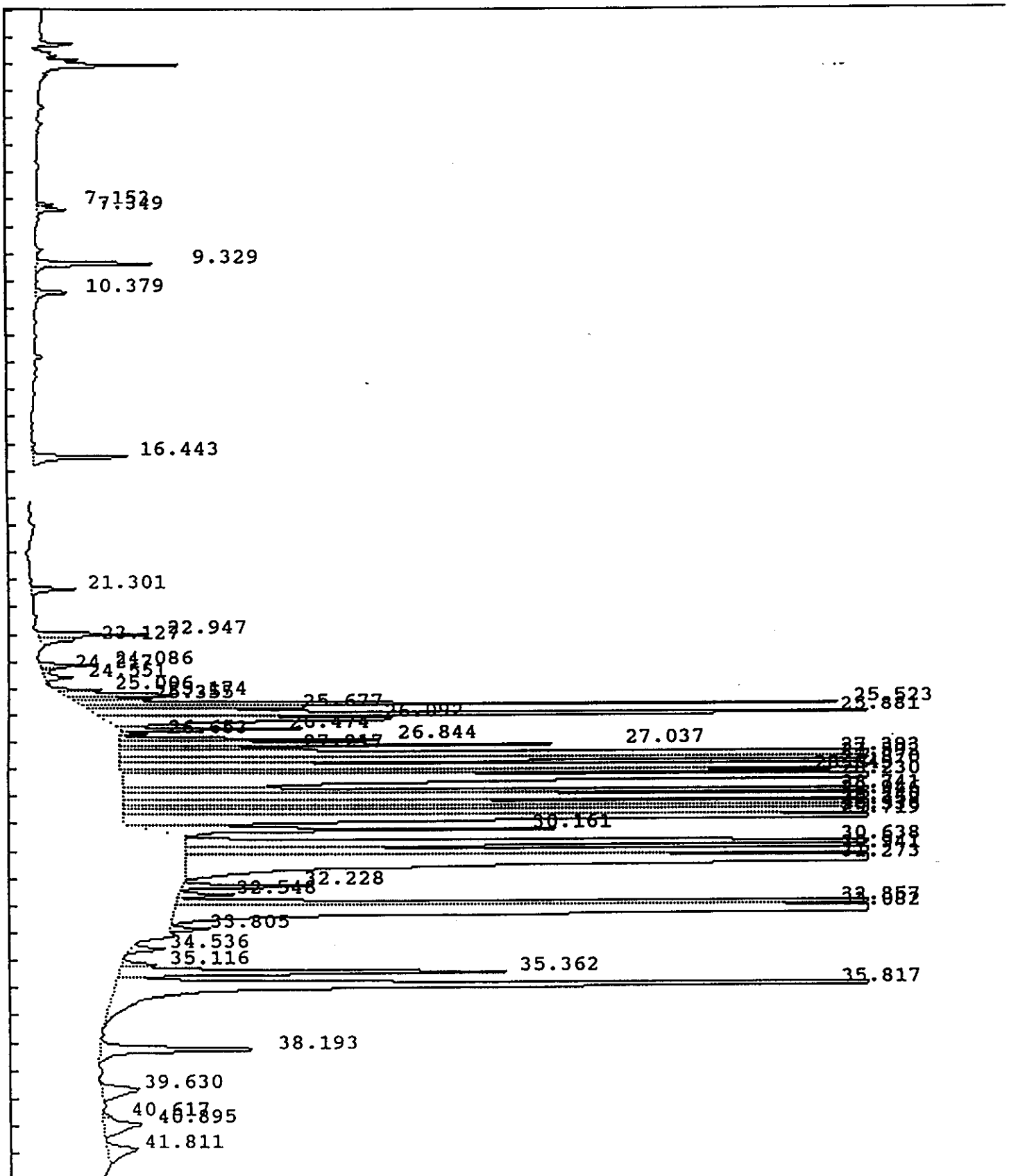

IEA Pesticide Standard Report

Sample Name : 0060003 S-101 DF=100 Inj on 2032 10Feb1993 0680

ult File :/DATA/LOOP/RESULT/A1209215.RES INSTRUMENT: HP58901A

Column Type : RTX-35 30-Meter,0.53mm ID Inj. Vol. : 1 ul

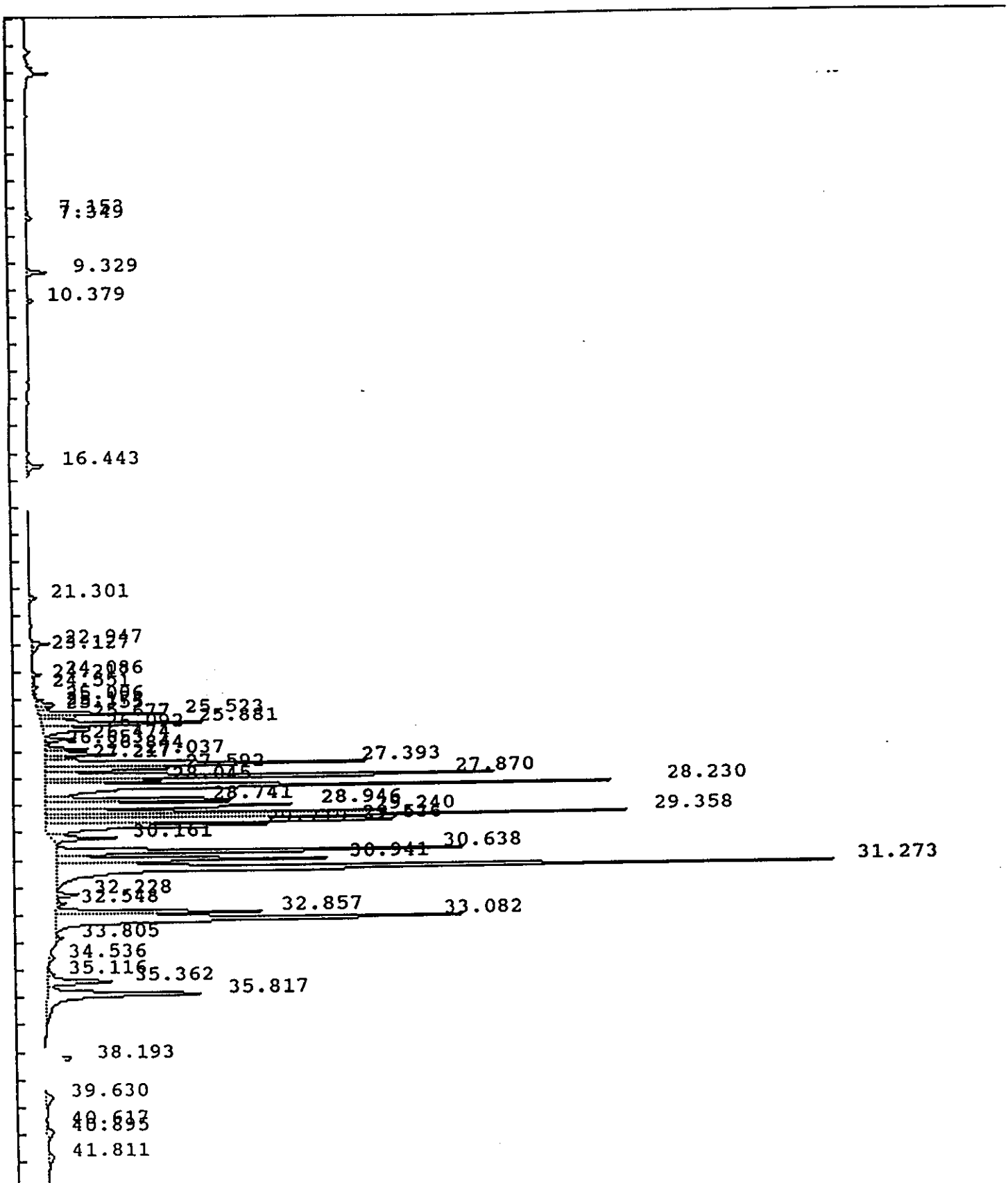

IEA Pesticide Standard Report

ple Name : 0060003 S-101 DF=100 Report No :312.20
Result File : /DATA/LOOP/RESULT/A1209215.RES
Column Type : RTX-35 30 Meter,0.53mm ID Inj. Vol. : 1 ul
Instrument : HP58901A
Calculation : ExternalSTD
Run Time : 46.25 Mins. Injected on 2032 10Feb1993
Sequence File : /DATA/LOOP/SEQUENCE/A1209.SEQ
Subseq/Sample : 3/ 17 Bottle no. : 17

% Dil-Fact
3333.00

Run Status : EndOffBaseline
SignalOverload

Pk#	RT	ID-tm	Peak Width	Area	Code	PPB	Name
1	7.15		.093474	21232	BV	0.0000	
2	7.35		.112481	44486	VB	0.0000	
3	9.33		.125835	195292	BB	0.0000	
4	10.38		.138780	60816	BB	0.0000	
5	16.44		.143202	191165	BV	0.0000	
6	21.30		.126549	72593	BV	0.0000	
7	22.95	22.99	.111766	165870	BV	1.6806	~~Aldrin~~
8	23.13		.145960	72979	VV	0.0000	
9	24.09		.099490	78119	BV	0.0000	
	24.22		.090574	17607	VV	0.0000	
11	24.55		.142026	53956	VB	0.0000	
12	25.01	25.07	.097330	57417	BV	.6294	~~Heptachlor epoxide~~
13	25.17		.118457	200254	VV	0.0000	
14	25.35		.098228	111262	VV	0.0000	
15	25.52		.094767	989352	VV	0.0000	
16	25.68	25.72	.092343	269139	VV	2.7660	~~gamma-Chlordane~~
17	25.88		.109639	1506852	VV	0.0000	
18	26.09		.147782	672022	VV	0.0000	
19	26.47		.086106	231231	VB	0.0000	
20	26.65		.059914	25013	BV	0.0000	
21	26.84		.106869	369246	PV	0.0000	
22	27.04		.096187	607054	VV	0.0000	
23	27.22	27.15	.084240	245045	VV	2.7280	~~Dieldrin~~
24	27.39		.151028	3548886	VV	0.0000	
25	27.59		.118734	1084884	VV	0.0000	
26	27.87		.111022	4548439	VV	0.0000	
27	28.04		.096294	884981	VV	0.0000	
28	28.23		.113577	5413300	HS	0.0000	
29	28.74		.091464	1784824	HS	0.0000	
30	28.95		.165393	3192104	HS	0.0000	
31	29.24		.092681	2431506	HS	0.0000	
32	29.36	29.32	.105606	4912858	HS	76.0975	4,4'-DDT
33	29.54	29.50	.102070	3437282	HS	58.1481	Endrin aldehyde
34	29.72		.133070	2617558	HS	0.0000	
	30.16		.124752	667621	HS	0.0000	
36	30.64		.112050	3729131	BV	0.0000	
37	30.94		.127744	2610117	VV	0.0000	
38	31.27		.158929	9172346	GS	0.0000	
39	32.23		.106883	187614	BV	0.0000	

ar 2/25

IEA Pesticide Standard Report

#	RT	ID-tm	Peak Width	Area	Code	PPB	Name
	32.55		.107338	76775	PV	0.0000	
41	32.86		.130289	2051884	PV	0.0000	
42	33.08		.169748	5254490	VB	0.0000	
43	33.81		.113023	57310	BV	0.0000	
44	34.54		.145214	61748	BB	0.0000	
45	35.12		.149668	62000	BV	0.0000	
46	35.36		.159184	771660	VV	0.0000	
47	35.82		.214154	2591266	VV	0.0000	
48	38.19		.203502	402009	BB	0.0000	
49	39.63		.329448	147374	BB	0.0000	
50	40.62	#40.67	.164557	18876	PV	.1581	~~Decachlorobiphenyl~~
51	40.89		.347619	164971	VB	0.0000	
52	41.81		.386311	139040	BB	0.0000	

qr 2/25

Total Area : 68280880 Total PPB : 142.208

Report Time : 0001 11Feb1993
Method : /DATA/LOOP/METHOD/A1209_213.MT
Result File : /DATA/LOOP/RESULT/A1209215.RES

IEA Pesticide Standard Report

Sample Name : 0060003 S-101 DF=100
Inj on 0440 24Feb1993
Result File :/DATA/LOOP/RESULT/B5041093.RES
INSTRUMENT: HP58905B
Column Type : DB-1701 30-Meter,0.53mm ID
Inj. Vol. : 1 ul

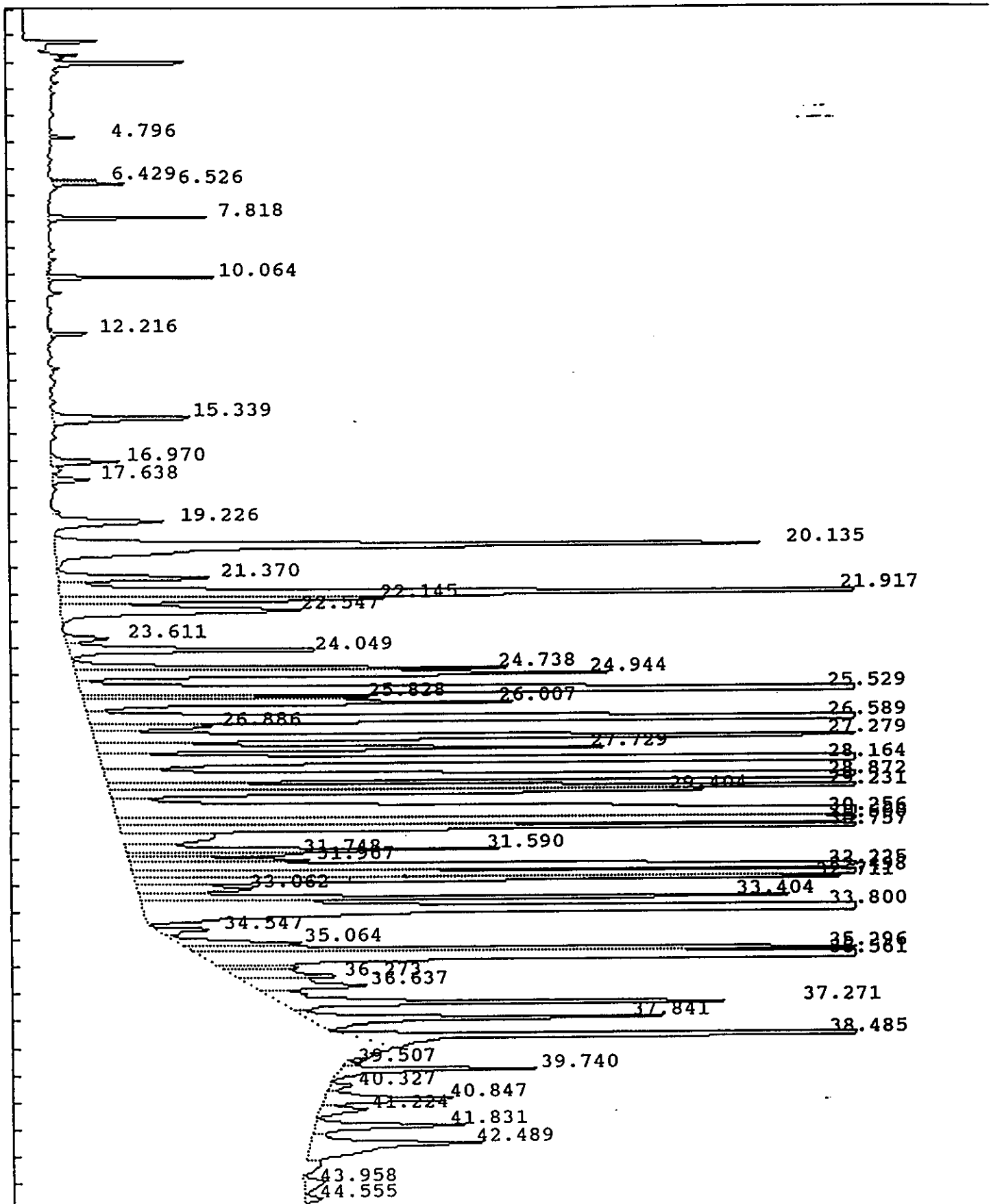

IEA Pesticide Standard Report

Sample Name : 0060003 S-101 DF=100
Result File :/DATA/LOOP/RESULT/B5041093.RES
Column Type : DB-1701 30-Meter,0.53mm ID

Inj on 0440 24Feb1993
INSTRUMENT: HP58905B
Inj. Vol. : 1 ul

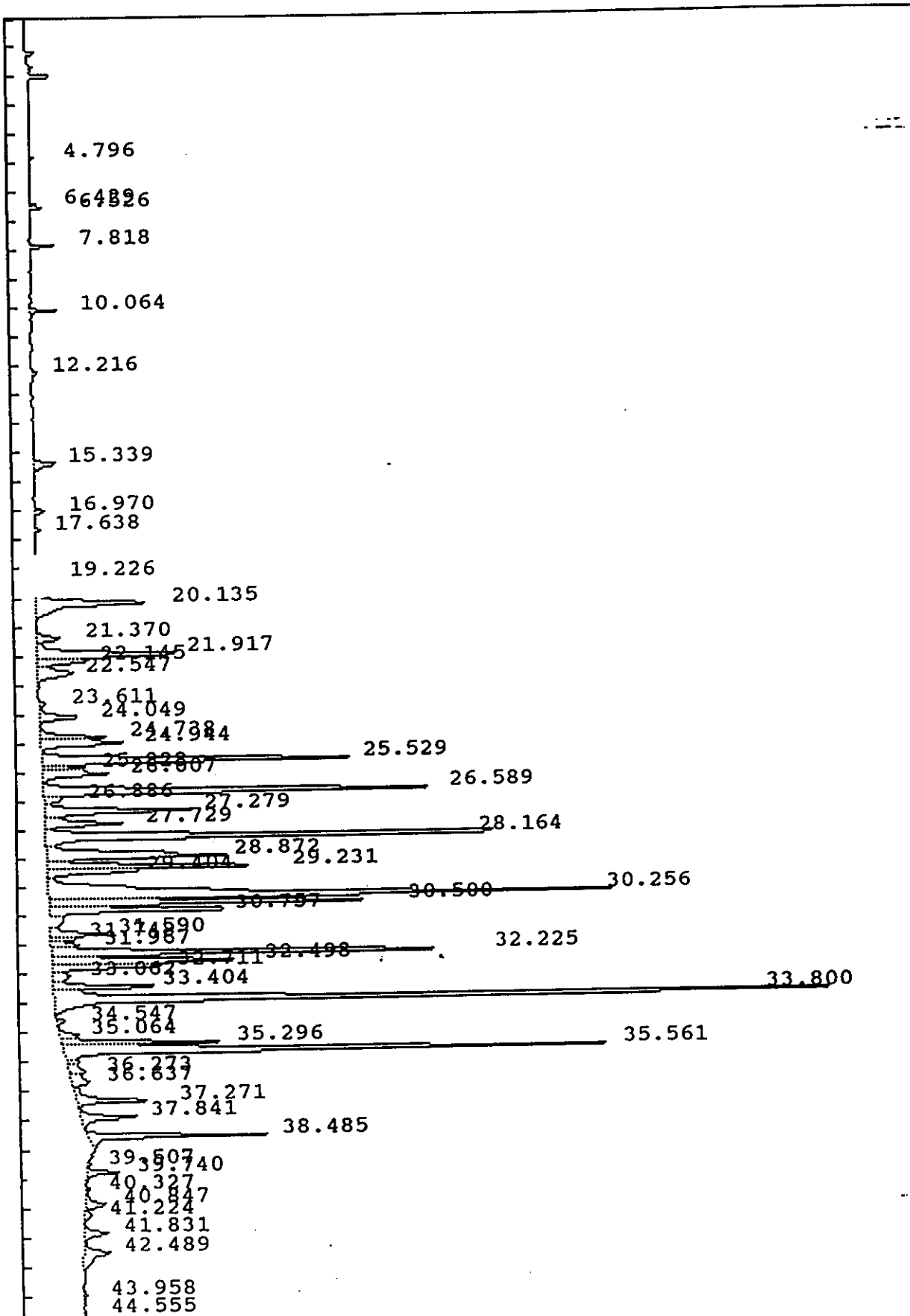

IEA Pesticide Standard Report

ıple Name : 0060003 S-101 DF=100 Report No : 48.10
ıesult File : /DATA/LOOP/RESULT/B5041093.RES
Column Type : DB-1701 30 Meter,0.53mm ID Inj. Vol. : 1 ul
Instrument : HP58905B
Calculation : ExternalSTD
Run Time : 46.50 Mins. Injected on 0440 24Feb1993
Sequence File : /DATA/LOOP/SEQUENCE/B5041.SEQ
Subseq/Sample : 1/ 93 Bottle no. : 93

% Dil-Fact
3333.00

Run Status : RunStatusOK
EndOffBaseline
NoReference

Pk#	RT	ID-tm	Peak Width	Area	Code	PPB	Name
1	4.80		.053167	8056	BB	0.0000	
2	6.43		.060087	16310	BV	0.0000	
3	6.53		.071374	27470	VB	0.0000	
4	7.82		.079615	63613	BB	0.0000	
5	10.06		.073780	58903	BV	0.0000	
6	12.22		.102458	20418	BV	0.0000	
7	15.34		.174524	111888	BB	0.0000	
8	16.97		.168276	46158	BV	0.0000	
9	17.64		.158393	23327	VV	0.0000	
10	19.23		.251810	109458	VV	0.0000	
11	20.14		.247464	724743	VV	0.0000	
12	21.37		.198332	120271	VV	0.0000	
13	21.92		.204261	776856	VV	0.0000	
14	22.14		.168299	214684	VV	0.0000	
15	22.55		.290566	270232	VB	0.0000	
16	23.61	23.67	.181061	31576	BV	.8736	~~gamma-Chlordane~~
17	24.05		.184587	201758	VV	0.0000	
18	24.74		.159010	276791	VV	0.0000	
19	24.94		.183233	388042	VV	0.0000	
20	25.53		.172299	1409316	VV	0.0000	
21	25.83		.143145	170803	VV	0.0000	
22	26.01	25.94	.171016	295085	VV	10.3478	~~Dieldrin~~
23	26.59		.160729	1683778	VV	0.0000	
24	26.89		.171840	83130	VV	0.0000	
25	27.28	27.29	.181553	720222	VV	27.4180	~~Endrin~~
26	27.73		.173727	359244	VV	0.0000	
27	28.16		.154812	2110520	VV	0.0000	
28	28.87		.224951	1061143	VV	0.0000	ars 1/1
29	29.23		.151259	903990	VV	0.0000	
30	29.40		.142929	345528	VV	0.0000	
31	30.26		.205956	3080197	VV	0.0000	
32	30.50		.137913	1241715	VV	0.0000	
33	30.76		.141049	782065	VV	0.0000	
34	31.59		.142144	220685	VV	0.0000	
35	31.75		.123140	92062	VV	0.0000	
36	31.97		.140080	102512	VV	0.0000	
37	32.23		.134537	1554337	VV	0.0000	
38	32.50		.172046	870908	VV	0.0000	

AMNEO

IEA Pesticide Standard Report

Pk#	RT	ID-tm	Peak Width	Area	Code	PPB	Name
[illegible]	32.71	32.78	.139165	396288	VV	24.2799	~~Endrin aldehyde~~
40	33.06		.216645	98973	VV	0.0000	adj/1
41	33.40		.136586	404683	VV	0.0000	
42	33.80		.139923	3192331	VV	0.0000	
43	34.55		.150276	38909	PV	0.0000	
44	35.06		.179549	92515	VV	0.0000	
45	35.30		.122454	530757	VV	0.0000	
46	35.56		.148383	2219325	VV	0.0000	
47	36.27		.262283	110151	VV	0.0000	
48	36.64		.282464	128161	VV	0.0000	
49	37.27		.161002	342958	VV	0.0000	
50	37.84		.176136	264432	VV	0.0000	
51	38.48		.123087	617872	PB	0.0000	
52	39.51		.101386	7207	PV	0.0000	
53	39.74		.137567	117873	VV	0.0000	
54	40.33		.175917	17213	PV	0.0000	
55	40.85		.217097	119442	VV	0.0000	
56	41.22		.228115	42088	VV	0.0000	
57	41.83		.200640	122313	PV	0.0000	
58	42.49		.329802	227369	VV	0.0000	
59	43.96		.376435	29368	PV	0.0000	
60	44.56		.186307	12951	VV	0.0000	
61	45.56		.301425	75103	PV	0.0000	
62	46.28		.090311	2502	VB	0.0000	

:al Area : 29788580 Total PPB : 62.919

Report Time : 1108 24Feb1993
Method : /DATA/LOOP/METHOD/B5041_091.MT
Result File : /DATA/LOOP/RESULT/B5041093.RES

1D
PESTICIDE ORGANICS ANALYSIS DATA SHEET

EPA SAMPLE NO.

S101DL

Lab Name: IEA/CT Contract:

Lab Code: IIEACT Case No.: 0060 SAS No.: SDG No.: Z0060

Matrix: (soil/water) SOIL Lab Sample ID: 0060003DL 0687

Sample wt/vol: 30.0 (g/mL) G Lab File ID: A1209214.D

% Moisture: 14 decanted: (Y/N) N Date Received: 01/19/93

Extraction: (SepF/Cont/Sonc) SONC Date Extracted: 01/21/93

Concentrated Extract Volume: 5000(uL) Date Analyzed: 02/10/93

Injection Volume: 1.0(uL) Dilution Factor: 1000.0

GPC Cleanup: (Y/N) Y pH: 7.3 Sulfur Cleanup: (Y/N) N

CAS NO.	COMPOUND	CONCENTRATION UNITS: (ug/L or ug/Kg) UG/KG	Q
12674-11-2	Aroclor-1016	38000	U
11104-28-2	Aroclor-1221	78000	U
11141-16-5	Aroclor-1232	38000	U
53469-21-9	Aroclor-1242	38000	U
12672-29-6	Aroclor-1248	38000	U
11097-69-1	Aroclor-1254	38000	U
11096-82-5	Aroclor-1260	71000	PD

IEA Pesticide Standard Report

ple Name : 0060003 S-101 DF=1000 Inj on 1938 10Feb1993

esult File :/DATA/LOOP/RESULT/A1209214.RES INSTRUMENT: HP58901A

Column Type : RTX-35 30-Meter,0.53mm ID Inj. Vol. : 1 ul

0688



IEA Pesticide Standard Report

0689

. ıple Name : 0060003 S-101 DF=1000 Report No :311.00
Result File : /DATA/LOOP/RESULT/A1209214.RES
Column Type : RTX-35 30 Meter,0.53mm ID Inj. Vol. : 1 ul
Instrument : HP58901A
Calculation : ExternalSTD
Run Time : 46.25 Mins. Injected on 1938 10Feb1993
Sequence File : /DATA/LOOP/SEQUENCE/A1209.SEQ
Subseq/Sample : 3/ 16 Bottle no. : 16

% Dil-Fact
3333.00

Run Status : RunStatusOK
EndOffBaseline
NoReference

Pk#	RT	ID-tm	Peak Width	Area	Code	PPB	Name
1	7.35		.102787	26847	BB	0.0000	
2	9.33		.121687	96667	BB	0.0000	
3	25.18		.137844	16407	BV	0.0000	
4	25.53		.093982	97109	VV	0.0000	
5	25.68	25.72	.093872	25330	VV	.2603	~~gamma-Chlordane~~
6	25.88		.117867	152542	VV	0.0000	
7	26.09		.166536	76817	VV	0.0000	
8	26.48		.093920	23366	VV	0.0000	
9	26.85		.110481	32718	BV	0.0000	
10	27.04		.110903	59039	VV	0.0000	
11	27.22	27.15	.089618	25440	VV	.2832	~~Dieldrin~~
12	27.40		.159117	358422	VV	0.0000	
13	27.59		.125575	127706	VV	0.0000	
14	27.87		.120285	483521	VV	0.0000	
15	28.05		.106865	121015	VV	0.0000	
16	28.23		.157701	682942	VV	0.0000	
17	28.74		.121564	224130	VV	0.0000	
18	28.95		.184829	369048	VV	0.0000	
19	29.24		.114356	277137	VV	0.0000	
20	29.36	29.32	.111538	430979	VV	6.6756	~~4,4'-DDT~~
21	29.54	29.50	.113342	377790	VV	6.3910	~~Endrin aldehyde~~
22	29.72		.177701	351947	VV	0.0000	
23	30.16		.237272	166969	VV	0.0000	
24	30.64	AR 1160	.133090	401987	VV	0.0000	
25	30.94		.146037	273717	VV	0.0000	
26	31.27		.171391	880389	VV	0.0000	
27	32.23		.105630	14294	VB	0.0000	
28	32.85		.139459	184627	VV	0.0000	
29	33.08		.193349	473817	VV	0.0000	
30	34.74		.502007	89127	BV	0.0000	
31	35.36		.157983	62256	VV	0.0000	
32	35.82		.201095	179400	PB	0.0000	
33	38.21		.586703	216567	BV	0.0000	
34	40.26		.772442	308233	PV	0.0000	
35	42.48		.827453	1002912	VV	0.0000	

Total Area : 8691214 Total PPB : 13.610

Report Time : 2025 10Feb1993
Method : /DATA/LOOP/METHOD/A1209.MTH
IEA Pesticide Standard Report
sult File : /DATA/LOOP/RESULT/A1209214.RES

IEA Pesticide Standard Report

mple Name : 0060003 DL S-101 DF=1000
sult File :/DATA/LOOP/RESULT/B5041092.RES
Column Type : DB-1701 30-Meter,0.53mm ID

Inj on 0346 24Feb1993
INSTRUMENT: HP58905B
Inj. Vol. : 1 ul

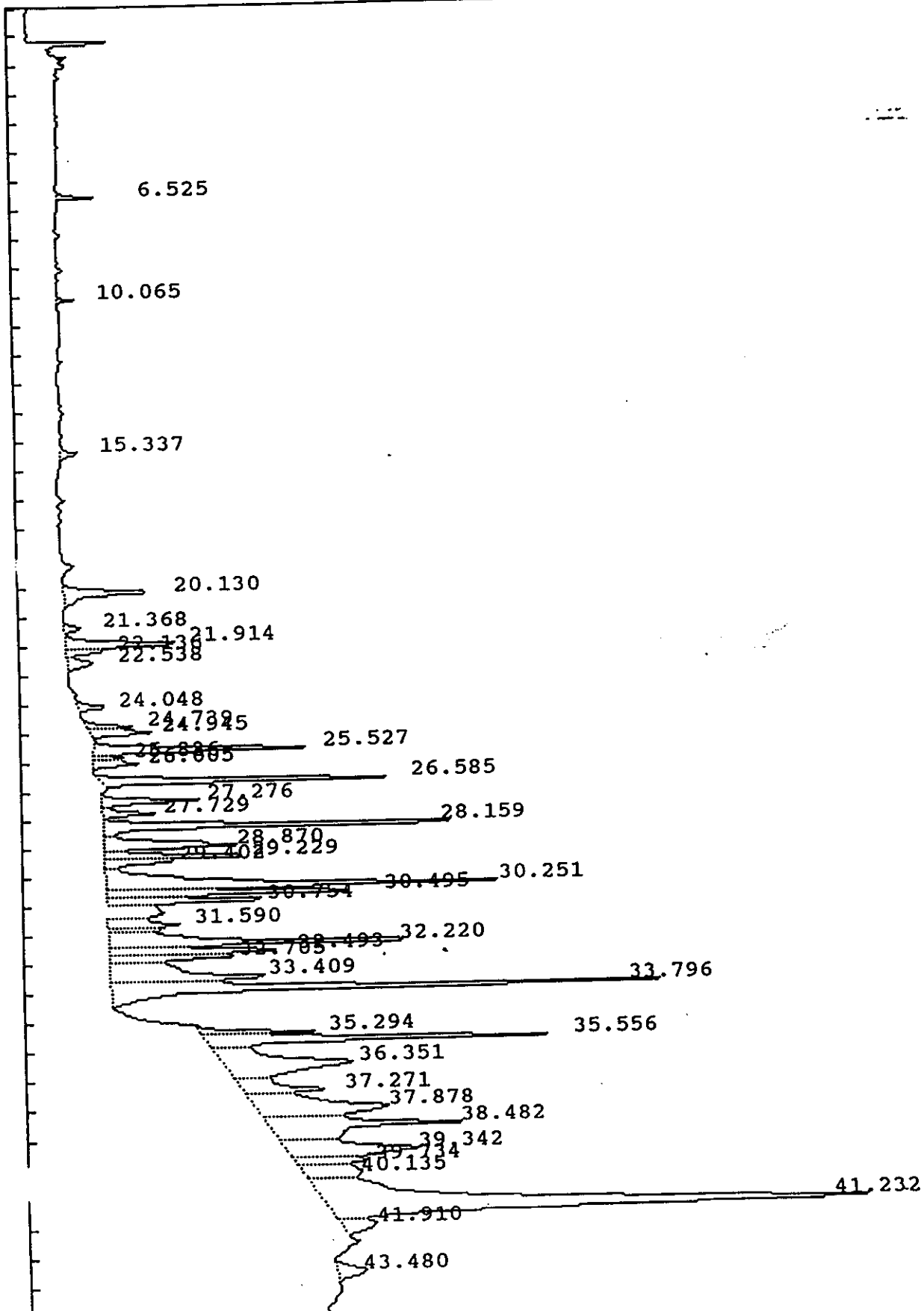

IEA Pesticide Standard Report

Report No : 47.10

Inj. Vol. : 1 ul

ple Name : 0060003 S-101 DF=1000
Result File : /DATA/LOOP/RESULT/B5041092.RES
Column Type : DB-1701 30 Meter,0.53mm ID
Instrument : HP58905B
Calculation : ExternalSTD
Run Time : 46.50 Mins. Injected on 0346 24Feb1993
Sequence File : /DATA/LOOP/SEQUENCE/B5041.SEQ
Subseq/Sample : 1/ 92 Bottle no. : 92

% Dil-Fact
3333.00

Run Status : RunStatusOK
EndOffBaseline
NoReference

Pk#	RT	ID-tm	Peak Width	Area	Code	PPB	Name
1	6.53		.075916	14224	BB	0.0000	
2	10.06		.074117	5460	BB	0.0000	
3	15.34		.162915	10715	BB	0.0000	
4	20.13		.239933	76138	BB	0.0000	
5	21.37		.196771	12328	BV	0.0000	
6	21.91		.204666	85832	VV	0.0000	
7	22.14		.159904	21573	VV	0.0000	
8	22.54		.274129	26095	VB	0.0000	
9	24.05		.195837	21005	BB	0.0000	
10	24.74		.157496	26338	BV	0.0000	
11	24.95		.176457	39154	VB	0.0000	
12	25.53		.175107	137488	BV	0.0000	
13	25.83		.144779	16386	VV	0.0000	
14	26.00	25.94	.156672	26105	VV	.9154	~~Dieldrin~~
15	26.59		.149434	167566	PV	0.0000	
16	27.28	27.29	.171572	62888	BV	2.3941	~~Endrin~~
17	27.73		.161205	32292	VV	0.0000	
18	28.16		.157291	224188	VV	0.0000	
19	28.87		.246046	119684	VV	0.0000	
20	29.23		.165806	93948	VV	0.0000	
21	29.40		.162014	40229	VV	0.0000	
22	30.25		.226284	324827	VV	0.0000	
23	30.49		.151418	149069	VV	0.0000	
24	30.75		.177011	111352	VV	0.0000	
25	31.59		.206992	54827	VV	0.0000	
26	32.22		.204086	253251	VV	0.0000	
27	32.49		.193922	124364	VV	0.0000	
28	32.70		.180165	80538	VV	0.0000	
29	33.41	AK 1260	.364276	213832	VV	0.0000	
30	33.80		.189131	402167	VV	0.0000	
31	35.29		.132447	57943	BV	0.0000	
32	35.56		.175184	232393	VV	0.0000	
33	36.35	36.39	.569237	260049	VV	10.1181	~~Endrin ketone~~
4	37.27		.281569	90851	VV	0.0000	
35	37.88		.541416	254128	VV	0.0000	
36	38.48		.372448	268852	VV	0.0000	
37	39.34		.412807	190363	VV	0.0000	
38	39.73		.189398	48631	VV	0.0000	

ads/i

IEA Pesticide Standard Report

#[illegible]	RT	ID-tm	Peak Width	Area	Code	PPB	Name
[illegible]	40.14		.456935	95812	VV	0.0000	
40	41.23		.446665	863554	VV	0.0000	
41	41.91		.416258	51498	VB	0.0000	
42	43.48		.372190	37726	PV	0.0000	
43	45.47		.458839	48917	BV	0.0000	

Total Area : 5474580 Total PPB : 13.428

Report Time : 1055 24Feb1993
Method : /DATA/LOOP/METHOD/B5041_092.MT
Result File : /DATA/LOOP/RESULT/B5041092.RES

1D
PESTICIDE ORGANICS ANALYSIS DATA SHEET

EPA SAMPLE NO.

S102 0694

Lab Name: IEA/CT Contract:

Lab Code: IIEACT Case No.: 0060 SAS No.: SDG No.: Z0060

Matrix: (soil/water) SOIL Lab Sample ID: 0060004

Sample wt/vol: 30.0 (g/mL) G Lab File ID: A1209217.D

% Moisture: 12 decanted: (Y/N) N Date Received: 01/19/93

Extraction: (SepF/Cont/Sonc) SONC Date Extracted: 01/21/93

Concentrated Extract Volume: 5000(uL) Date Analyzed: 02/10/93

Injection Volume: 1.0(uL) Dilution Factor: 10.0

GPC Cleanup: (Y/N) Y pH: 7.0 Sulfur Cleanup: (Y/N) N

CAS NO.	COMPOUND	CONCENTRATION UNITS: (ug/L or ug/Kg) UG/KG	Q
12674-11-2	Aroclor-1016	380	U
11104-28-2	Aroclor-1221	760	U
11141-16-5	Aroclor-1232	380	U
53469-21-9	Aroclor-1242	380	U
12672-29-6	Aroclor-1248	380	U
11097-69-1	Aroclor-1254	380	U
11096-82-5	Aroclor-1260	1400	P

IEA Pesticide Standard Report

ıple Name : 0060004 S-102 DF=10 Inj on 2220 10Feb1993
..sult File :/DATA/LOOP/RESULT/A1209217.RES INSTRUMENT: HP58901A
Column Type : RTX-35 30-Meter,0.53mm ID Inj. Vol. : 1 ul



IEA Pesticide Standard Report

Sample Name : 0060004 S-102 DF=10 Inj on 2220 10Feb1993
Result File :/DATA/LOOP/RESULT/A1209217.RES INSTRUMENT: HP58901A
Column Type : RTX-35 30-Meter,0.53mm ID Inj. Vol. : 1 ul

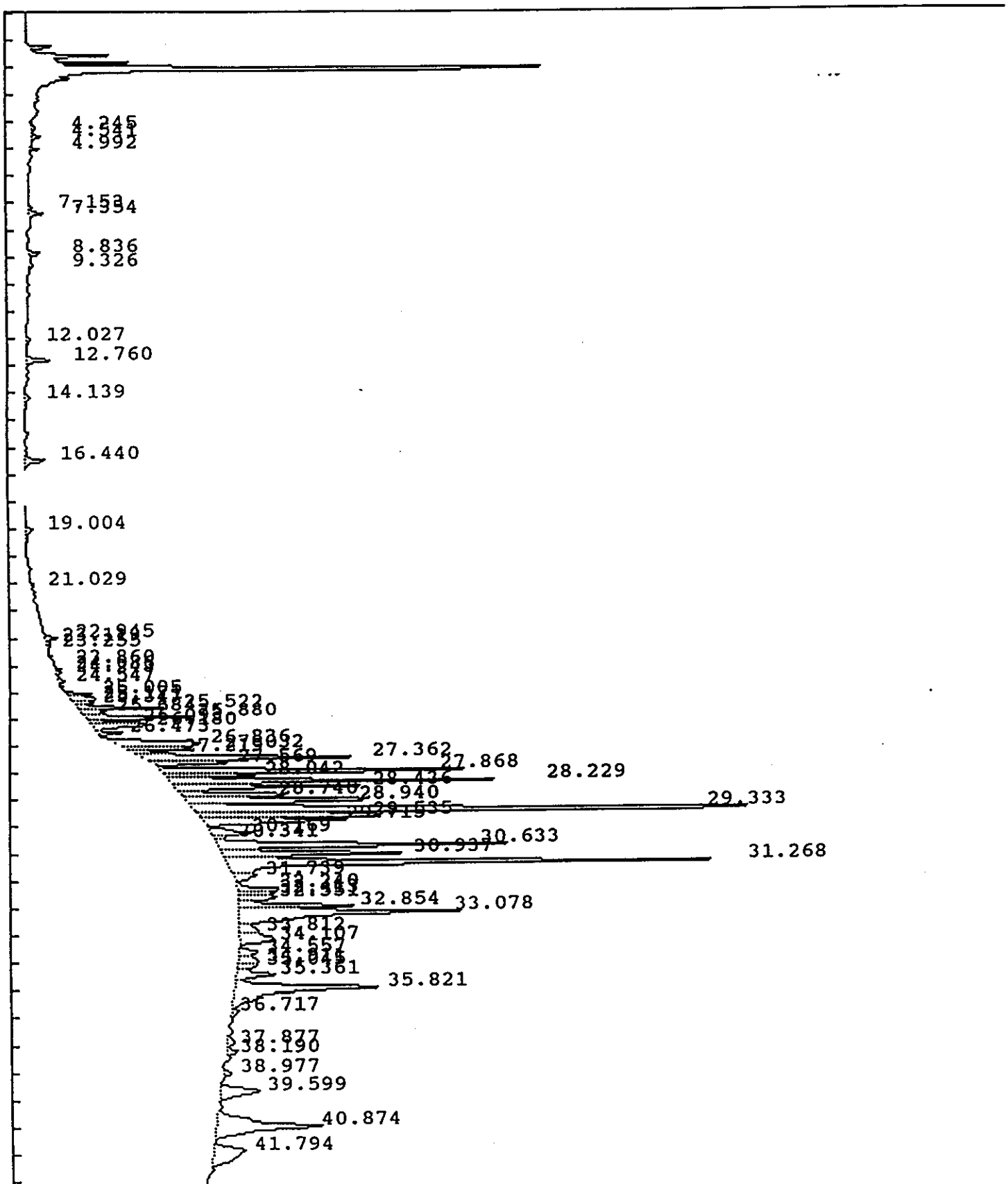

IEA Pesticide Standard Report

Sample Name : 0060004 S-102 DF=10 Report No :314.11
Result File : /DATA/LOOP/RESULT/A1209217.RES
Column Type : RTX-35 30 Meter,0.53mm ID Inj. Vol. : 1 ul
Instrument : HP58901A
Calculation : ExternalSTD
Run Time : 46.25 Mins. Injected on 2220 10Feb1993
Sequence File : /DATA/LOOP/SEQUENCE/A1209.SEQ
Subseq/Sample : 3/ 19 Bottle no. : 19

% Dil-Fact
3333.00

Run Status : RunStatusOK
EndOffBaseline
NoReference

Pk#	RT	ID-tm	Peak Width	Area	Code	PPB	Name
1	4.25		.128036	21346	BB	0.0000	
2	4.54		.120989	35781	BB	0.0000	
3	4.99		.082842	27760	PV	0.0000	
4	7.15		.090191	11071	BV	0.0000	
5	7.35		.114478	56233	VB	0.0000	
6	8.84		.120930	55585	BB	0.0000	
7	9.33		.094244	14842	BV	0.0000	
8	12.03		.193915	28252	BB	0.0000	
9	12.76	12.77	.122330	112702	BV	1.1872	Tetrachloro-m-xylene
10	14.14		.259033	45308	BB	0.0000	
11	16.44		.140664	111285	VV	0.0000	
12	19.00		.228295	57858	BB	0.0000	
13	21.03		.110769	13089	BV	0.0000	
14	22.95	22.99	.117665	54894	BV	.5562	~~Aldrin~~
15	23.12		.098536	18067	VV	0.0000	
16	23.25		.107305	15249	VV	0.0000	
17	23.86		.128571	10096	BB	0.0000	
18	24.09		.087077	24352	BV	0.0000	
19	24.24		.118662	22235	VV	0.0000	
20	24.55		.133444	35305	VB	0.0000	
21	25.00	25.07	.103436	96022	BV	1.0526	~~Heptachlor epoxide~~
22	25.17		.129801	148525	VV	0.0000	
23	25.35		.100573	77890	VV	0.0000	
24	25.52		.090944	315590	VV	0.0000	
25	25.68	25.72	.118031	118640	VV	1.2193	~~gamma-Chlordane~~
26	25.88		.096029	417704	VV	0.0000	
27	26.09		.087992	191150	VV	0.0000	
28	26.18	26.22	.126285	248878	VV	2.3728	~~alpha-Chlordane~~
29	26.47		.086898	94550	VB	0.0000	
30	26.84		.211104	641788	BV	0.0000	
31	27.03		.098849	293465	VV	0.0000	
32	27.22	27.15	.090982	148362	VV	1.6517	~~Dieldrin~~
33	27.36		.137815	1062526	VV	0.0000	
34	27.57		.122405	332834	VB	0.0000	
35	27.87		.117427	1448885	BV	0.0000	
36	28.04		.104492	346682	VV	0.0000	
37	28.23		.091990	1243510	VV	0.0000	
38	28.44	28.45	.120351	840833	VV	13.1945	~~4,4' DDD~~

ah 2/25

IEA Pesticide Standard Report

Pk#	RT	ID-tm	Peak Width	Area	Code	PPB	Name
39	28.74		.089698	481588	VV	0.0000	
40	28.94		.163671	1177585	VV	0.0000	
41	29.33	29.32	.152629	3498400	VV	54.1883	4,4'-DDT
42	29.54	29.50	.097131	830984	VV	14.0577	Endrin aldehyde
43	29.71		.152142	834908	VB	0.0000	
44	30.17		.169200	256133	BV	0.0000	
45	30.34	AK1160	.108054	48287	VV	0.0000	
46	30.63		.139459	1484909	VV	0.0000	
47	30.94		.134185	894200	VV	0.0000	
48	31.27		.151232	2784908	VV	0.0000	
49	31.74		.206223	165970	VB	0.0000	
50	32.24		.138794	233706	BV	0.0000	
51	32.41		.125069	156591	VV	0.0000	
52	32.55		.164116	216816	VV	0.0000	
53	32.85		.141823	589277	VV	0.0000	
54	33.08		.211069	1694791	VV	0.0000	
55	33.81		.267544	170047	VV	0.0000	
56	34.11		.280591	341902	VB	0.0000	
57	34.56		.191449	133950	BV	0.0000	
58	34.91		.229816	162447	VV	0.0000	
59	35.05		.178983	114981	VV	0.0000	
60	35.36		.185017	257299	VV	0.0000	
61	35.82		.278536	1421935	VV	0.0000	
62	36.72		.209570	52397	VV	0.0000	
63	37.88		.209270	51938	PV	0.0000	
64	38.19		.141110	53614	VV	0.0000	
65	38.98		.159286	48123	BV	0.0000	
66	39.60		.301057	401831	BB	0.0000	
67	40.87		.359969	1279432	VB	0.0000	
68	41.79		.507288	533080	BV	0.0000	
69	43.67		.201508	70794	BV	0.0000	
70	43.95		.323570	290430	VB	0.0000	
71	44.75		.291351	134075	BV	0.0000	
72	45.12		.225478	66843	VB	0.0000	

Total Area : 29773332 Total PPB : 89.480

Report Time : 0025 11Feb1993
Method : /DATA/LOOP/METHOD/A1209_217.MT
Result File : /DATA/LOOP/RESULT/A1209217.RES

IEA Pesticide Standard Report

Sample Name : 0060004 S-102 DF=10 Inj on 0534 24Feb1993
ult File :/DATA/LOOP/RESULT/B5041094.RES INSTRUMENT: HP58905B
olumn Type : DB-1701 30-Meter,0.53mm ID Inj. Vol. : 1 ul

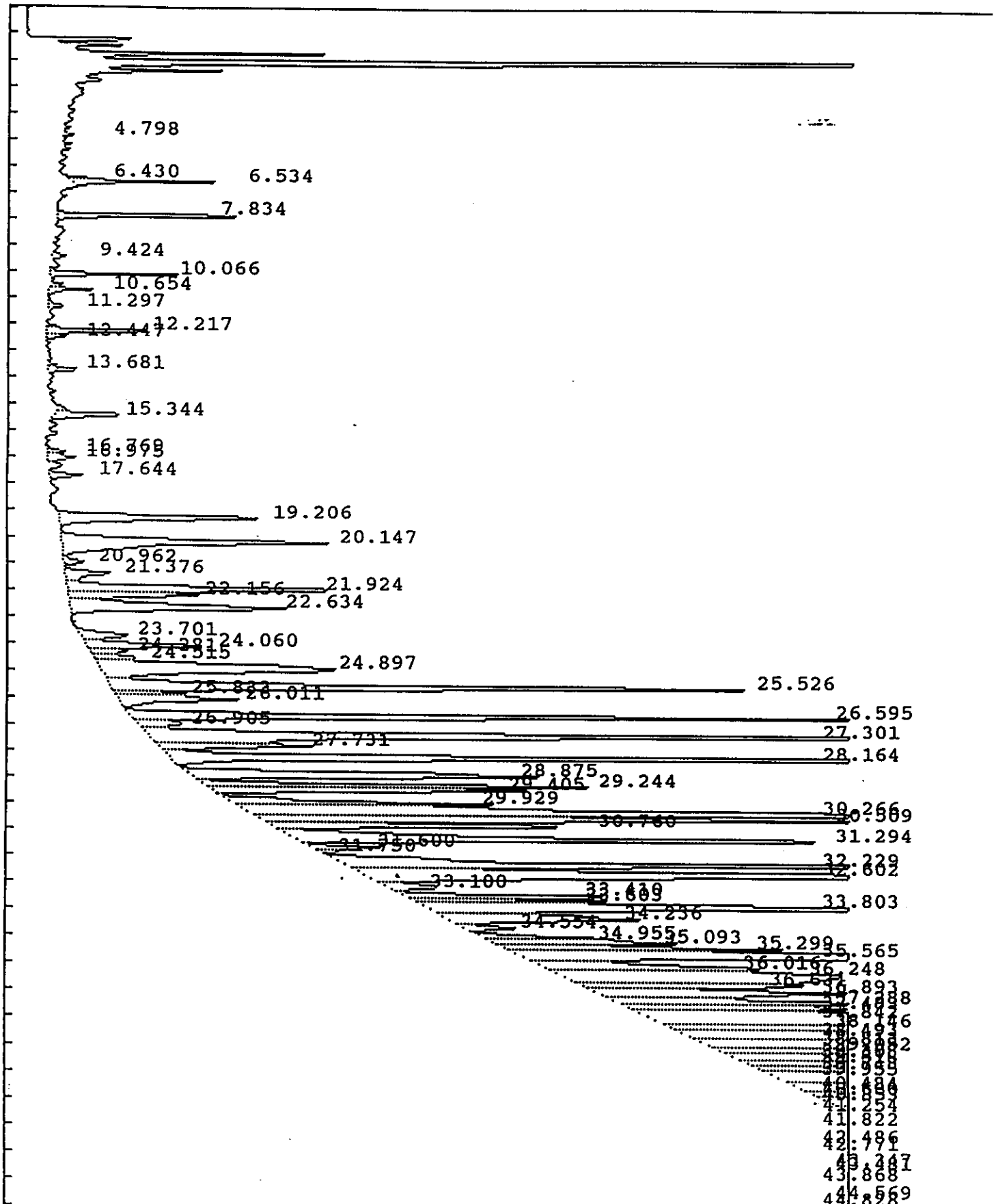

IEA Pesticide Standard Report

Sample Name : 0060004 S-102 DF=10 Inj on 0534 24Feb1993
ult File :/DATA/LOOP/RESULT/B5041094.RES INSTRUMENT: HP58905B
olumn Type : DB-1701 30-Meter,0.53mm ID Inj. Vol. : 1 ul

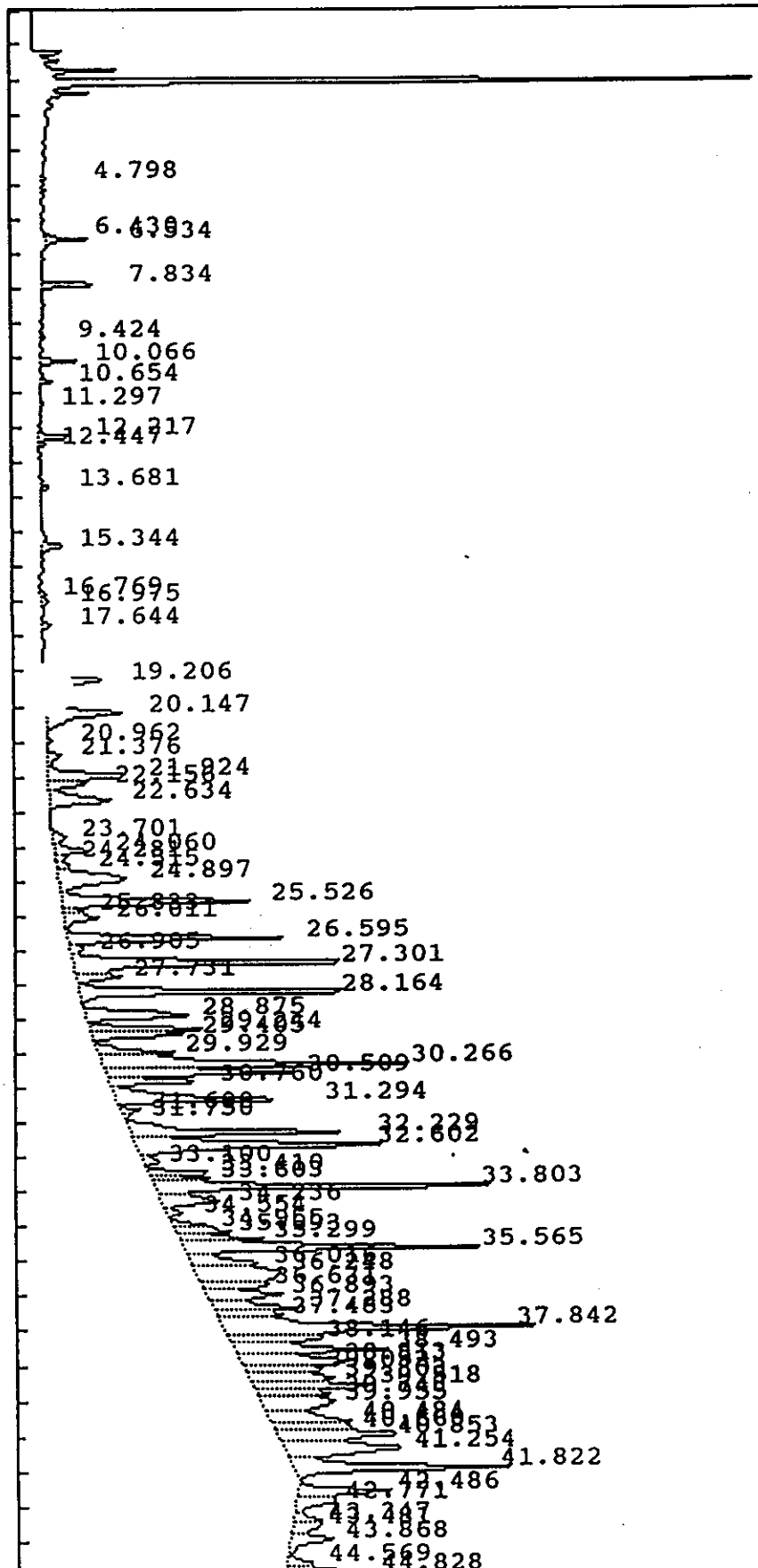

IEA Pesticide Standard Report

mple Name : 0060004 S-102 DF=10 Report No : 49.10
Result File : /DATA/LOOP/RESULT/B5041094.RES
Column Type : DB-1701 30 Meter,0.53mm ID Inj. Vol. : 1 ul
Instrument : HP58905B
Calculation : ExternalSTD
Run Time : 46.50 Mins. Injected on 0534 24Feb1993
Sequence File : /DATA/LOOP/SEQUENCE/B5041.SEQ
Subseq/Sample : 1/ 94 Bottle no. : 94

% Dil-Fact
3333.00

Run Status : RunStatusOK
EndOffBaseline

Pk#	RT	ID-tm	Peak Width	Area	Code	PPB	Name
1	4.80		.048011	3176	BB	0.0000	
2	6.43		.070592	7384	BV	0.0000	
3	6.53		.087917	59936	VV	0.0000	
4	7.83	7.87	.120060	97152	BB	2.2114	Tetrachloro-m-xylene
5	9.42		.116568	7678	BV	0.0000	
6	10.07		.088794	52794	PV	0.0000	
7	10.65		.105637	20658	VB	0.0000	
8	11.30		.141926	10262	BB	0.0000	
9	12.22		.107661	58611	VV	0.0000	
10	12.45		.116250	9483	VB	0.0000	
11	13.68		.116454	16717	VV	0.0000	
12	15.34		.158779	46167	VV	0.0000	
13	16.77		.145427	11056	BV	0.0000	
14	16.97		.173276	19166	VV	0.0000	
15	17.64		.155583	21025	VV	0.0000	
16	19.21		.224724	179878	BB	0.0000	
17	20.15		.275592	289912	BV	0.0000	
18	20.96		.169970	13422	VV	0.0000	
19	21.38		.236564	43412	PV	0.0000	
20	21.92		.193386	213514	VV	0.0000	
21	22.16		.177489	91326	VV	0.0000	
22	22.63		.250686	213971	VB	0.0000	
23	23.70	23.67	.232545	43949	BV	1.2159	~~gamma-Chlordane~~
24	24.06	24.12	.182765	87365	VV	2.2623	~~alpha-Chlordane~~
25	24.28		.146183	22639	VV	0.0000	
26	24.51		.162157	28084	VV	0.0000	
27	24.90		.358076	321543	VV	0.0000	
28	25.53		.180786	472286	VV	0.0000	
29	25.83		.139498	41113	VV	0.0000	
30	26.01		.194866	92239	VV	0.0000	
31	26.60		.154403	459195	PV	0.0000	
32	26.90		.180330	33114	VV	0.0000	
33	27.30	27.29	.194608	787097	VV	29.9639	~~Endrin~~
34	27.73		.180928	110921	VV	0.0000	
35	28.16		.150839	624272	VV	0.0000	
36	28.88		.226082	319240	PV	0.0000	
37	29.24		.143674	231250	VV	0.0000	
38	29.41		.141536	182296	VV	0.0000	
39	29.93		.166522	175853	PV	0.0000	

IEA Pesticide Standard Report

Pk#	RT	ID-tm	Peak Width	Area	Code	PPB	Name
1	30.27		.191303	798985	VV	0.0000	
41	30.51		.148350	389413	VV	0.0000	
42	30.76		.133862	182197	VV	0.0000	
43	31.29	31.30	.179884	454447	VV	22.0582	~~4,4' DDT~~
44	31.60		.119561	37833	PV	0.0000	
45	31.75		.094219	9530	VV	0.0000	
46	32.23		.168122	524604	VV	0.0000	
47	32.60		.203125	700137	VV	0.0000	
48	33.10		.207623	42708	VV	0.0000	
49	33.41		.131129	128143	VV	0.0000	
50	33.60		.121927	104925	VV	0.0000	
51	33.80		.133119	690246	VV	0.0000	
52	34.24		.240456	190819	VV	0.0000	
53	34.55		.142766	37880	VB	0.0000	
54	34.96		.151814	81214	BV	0.0000	
55	35.09		.145164	112040	VV	0.0000	
56	35.30		.124690	144529	VV	0.0000	
57	35.56		.174935	713310	VV	0.0000	
58	36.02		.227637	198236	VV	0.0000	
59	36.25		.396923	445006	VV	0.0000	
60	36.63		.195898	172517	VV	0.0000	
61	36.89		.214508	218976	VV	0.0000	
62	37.29		.195886	229695	VV	0.0000	
63	37.48		.148712	131744	VV	0.0000	
64	37.84		.219571	948677	VV	0.0000	
65	38.15		.188718	233108	VV	0.0000	
[illegible]	38.49		.185492	386929	VV	0.0000	
67	38.81		.277258	374753	VV	0.0000	
68	39.05		.174601	184922	VV	0.0000	
69	39.30		.210084	233363	VV	0.0000	
70	39.52		.180578	293109	VV	0.0000	
71	39.74		.162152	156359	VV	0.0000	
72	39.96		.319897	309317	VV	0.0000	
73	40.48	#40.48	.263469	283840	VV	7.2964	Decachlorobiphenyl
74	40.66		.139684	145689	VV	0.0000	
75	40.85		.252631	418649	VV	0.0000	
76	41.25		.319742	496998	VV	0.0000	
77	41.82		.201724	587296	VV	0.0000	
78	42.49		.192790	237315	BV	0.0000	
79	42.77		.269365	137605	VV	0.0000	
80	43.35		.193290	70175	VV	0.0000	
81	43.48		.224047	84797	VV	0.0000	
82	43.87		.258239	146464	VV	0.0000	
83	44.57		.178947	62654	VV	0.0000	
84	44.83		.220358	255928	VV	0.0000	
85	45.31		.202730	161414	VV	0.0000	
86	45.56		.224066	204522	VV	0.0000	
87	46.04		.173107	15004	PV	0.0000	
88	46.26		.187770	34486	VB	0.0000	

Total Area : 18721672 Total PPB : 65.008

Report Time : 1114 24Feb1993
Method : /DATA/LOOP/METHOD/B5041_094.MT
Result File : /DATA/LOOP/RESULT/B5041094.RES

1D
PESTICIDE ORGANICS ANALYSIS DATA SHEET

EPA SAMPLE NO.

0703 S102DL

Lab Name: IEA/CT Contract:

Lab Code: IIEACT Case No.: 0060 SAS No.: SDG No.: Z0060

Matrix: (soil/water) SOIL Lab Sample ID: 0060004DL

Sample wt/vol: 30.0 (g/mL) G Lab File ID: A1209216.D

% Moisture: 12 decanted: (Y/N) N Date Received: 01/19/93

Extraction: (SepF/Cont/Sonc) SONC Date Extracted: 01/21/93

Concentrated Extract Volume: 5000(uL) Date Analyzed: 02/10/93

Injection Volume: 1.0(uL) Dilution Factor: 100.0

GPC Cleanup: (Y/N) Y pH: 7.0 Sulfur Cleanup: (Y/N) N

CAS NO.	COMPOUND	CONCENTRATION UNITS: (ug/L or ug/Kg) UG/KG	Q
12674-11-2	Aroclor-1016	3800	U
11104-28-2	Aroclor-1221	7600	U
11141-16-5	Aroclor-1232	3800	U
53469-21-9	Aroclor-1242	3800	U
12672-29-6	Aroclor-1248	3800	U
11097-69-1	Aroclor-1254	3800	U
11096-82-5	Aroclor-1260	2300	JPD

IEA Pesticide Standard Report

Sample Name : 0060004 S-102 DF=100 Inj on 2126 10Feb1993
Result File :/DATA/LOOP/RESULT/A1209216.RES INSTRUMENT: HP58901A
Column Type : RTX-35 30-Meter,0.53mm ID Inj. Vol. : 1 ul

0704

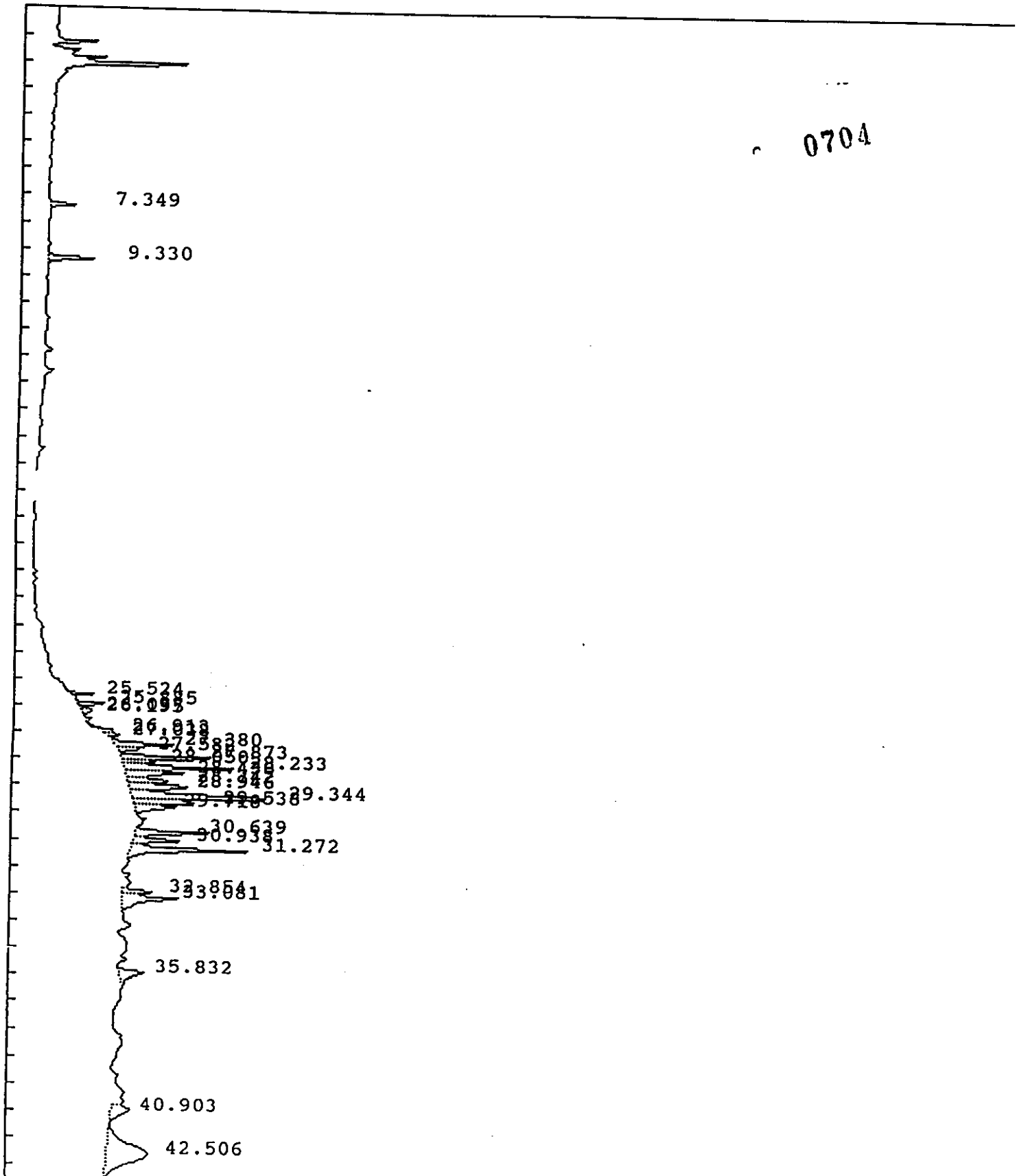

IEA Pesticide Standard Report

ıple Name : 0060004 S-102 DF=100
Result File : /DATA/LOOP/RESULT/A1209216.RES
Column Type : RTX-35 30 Meter,0.53mm ID
Instrument : HP58901A
Calculation : ExternalSTD
Run Time : 46.25 Mins. Injected on 2126 10Feb1993
Sequence File : /DATA/LOOP/SEQUENCE/A1209.SEQ
Subseq/Sample : 3/ 18 Bottle no. : 18

Report No :313.10

Inj. Vol. : 1 ul

0705

% Dil-Fact
3333.00

Run Status : RunStatusOK
NoReference

Pk#	RT	ID-tm	Peak Width	Area	Code	PPB	Name
1	7.35		.106447	37332	BB	0.0000	
2	9.33		.118261	72252	BB	0.0000	
3	25.52		.078529	27925	BV	0.0000	
4	25.88		.085713	35828	BV	0.0000	
5	26.10		.083837	14930	VV	0.0000	
6	26.19	26.22	.116464	14431	VB	.1376	~~alpha-Chlordane~~
7	26.91	26.93	.174007	30671	BV	.3851	~~4,4'-DDE~~
8	27.04		.089611	20646	VB	0.0000	
9	27.38		.151816	109739	BV	0.0000	
	27.58		.114716	30287	VB	0.0000	
11	27.87		.114263	157460	BV	0.0000	
12	28.05		.117064	48606	VV	0.0000	
13	28.23		.112937	167587	VV	0.0000	
14	28.44	28.45	.166721	125302	VV	1.9663	~~4,4'-DDD~~
15	28.74		.108590	68711	VV	0.0000	
16	28.95		.179140	138516	VV	0.0000	
17	29.34	29.32	.174345	325031	VV	5.0345	~~4,4'-DDT~~
18	29.54	29.50	.104232	99255	VV	1.6791	~~Endrin aldehyde~~
19	29.72		.155181	86041	VB	0.0000	
20	30.64		.123056	120972	BV	0.0000	
21	30.94		.128937	77082	VV	0.0000	
22	31.27		.146852	221884	VV	0.0000	
23	32.85		.137355	52090	VV	0.0000	
24	33.08		.211344	150678	VV	0.0000	
25	35.83		.280885	87622	PB	0.0000	
26	40.90		.345419	78872	VV	0.0000	
27	42.51		.829975	396494	PB	0.0000	

Total Area : 2796244 Total PPB : 9.203

Report Time : 0009 11Feb1993
Method : /DATA/LOOP/METHOD/A1209_216.MT
Result File : /DATA/LOOP/RESULT/A1209216.RES

IEA Pesticide Standard Report

Sample Name : 0060004 DL S-102 DF=100 Inj on 1630 24Feb1993

Result File :/DATA/LOOP/RESULT/B5041104.RES INSTRUMENT: HP58905B

Column Type : DB-1701 30-Meter,0.53mm ID Inj. Vol. : 1 ul

0 0706



IEA Pesticide Standard Report

ple Name : 0060004 S-102 DF=100 Report No : 60.10
Result File : /DATA/LOOP/RESULT/B5041104.RES
Column Type : DB-1701 30 Meter,0.53mm ID Inj. Vol. : 1 ul
Instrument : HP58905B
Calculation : ExternalSTD
Run Time : 46.50 Mins. Injected on 1630 24Feb1993
Sequence File : /DATA/LOOP/SEQUENCE/B5041.SEQ
Subseq/Sample : 2/ 5 Bottle no. : 5

% Dil-Fact
3333.00

Run Status : RunStatusOK
EndOffBaseline
NoReference

Pk#	RT	ID-tm	Peak Width	Area	Code	PPB	Name
1	6.54		.071175	13549	BB	0.0000	
2	7.84	7.87	.099836	15243	BB	.3470	~~Tetrachloro-m-xylene~~
3	10.08		.085224	5486	BB	0.0000	
4	19.26		.234628	22526	BB	0.0000	
5	20.17		.266332	36491	BB	0.0000	
6	21.95		.185228	27102	BV	0.0000	
7	22.67		.267322	24866	VB	0.0000	
8	24.09	24.12	.205391	12116	VB	.3137	~~alpha-Chlordane~~
9	24.94		.333151	38287	BV	0.0000	
10	25.55		.168549	52227	PV	0.0000	
11	26.62		.149424	56753	BB	0.0000	
12	27.33	27.29	.220019	90871	BV	3.4594	~~Endrin~~
13	27.75		.202513	17935	VV	0.0000	
14	28.18		.161831	82894	VV	0.0000	
15	28.89		.233047	40557	VB	0.0000	
16	29.26		.141300	26285	BV	0.0000	
17	29.42		.142715	21340	VV	0.0000	
18	29.96		.169418	22422	PV	0.0000	
19	30.28		.206301	110007	VV	0.0000	
20	30.52		.167042	60710	VV	0.0000	
21	30.77		.170866	38676	VV	0.0000	
22	31.30	31.30	.306977	89299	VV	4.3345	~~4,4'-DDT~~
23	32.24		.293809	146804	VV	0.0000	
24	32.63		.284400	150868	VV	0.0000	
25	33.12		.284520	39513	VV	0.0000	
26	33.42	AK 1260	.218474	50541	VV	0.0000	Aroclor 1
27	33.62		.137099	26420	VV	0.0000	
28	33.81		.145867	88078	VV	0.0000	
29	35.31		.138647	8366	PB	0.0000	
30	35.57		.157234	63876	BB	0.0000	
31	36.28		.317874	21880	BV	0.0000	
32	36.47		.121330	6170	VV	0.0000	
33	36.70		.164317	10073	VV	0.0000	
34	36.90		.145586	10296	VV	0.0000	
35	37.29		.103766	6370	PV	0.0000	
36	37.49		.148799	3870	VB	0.0000	
37	37.86		.170712	68363	BV	0.0000	
38	38.17		.161819	9471	VB	0.0000	

IEA Pesticide Standard Report

0708

#	RT	ID-tm	Peak Width	Area	Code	PPB	Name
39	38.49		.116347	15308	BB	0.0000	
40	38.85		.204322	14444	BV	0.0000	
41	39.06		.154696	4667	VB	0.0000	
42	39.52		.116759	10324	VV	0.0000	
43	40.85		.243667	28756	VV	0.0000	
44	41.83		.179272	54650	BB	0.0000	
45	42.49		.313208	36456	BB	0.0000	
46	44.85		.305385	30158	BV	0.0000	
47	45.30		.223628	17956	VV	0.0000	
48	45.55		.225776	19490	VB	0.0000	

Total Area : 1848813 Total PPB : 8.455

Report Time : 2123 24Feb1993
Method : /DATA/LOOP/METHOD/B5041_104.MT
Result File : /DATA/LOOP/RESULT/B5041104.RES

1D
PESTICIDE ORGANICS ANALYSIS DATA SHEET

EPA SAMPLE NO.

CS43

0709

Lab Name: IEA/CT Contract:

Lab Code: IIEACT Case No.: 0060 SAS No.: SDG No.: Z0060

Matrix: (soil/water) SOIL Lab Sample ID: 0060005

Sample wt/vol: 30.0 (g/mL) G Lab File ID: A1209223.D

% Moisture: 18 decanted: (Y/N) N Date Received: 01/19/93

Extraction: (SepF/Cont/Sonc) SONC Date Extracted: 01/21/93

Concentrated Extract Volume: 5000(uL) Date Analyzed: 02/11/93

Injection Volume: 1.0(uL) Dilution Factor: 10.0

GPC Cleanup: (Y/N) Y pH: 7.7 Sulfur Cleanup: (Y/N) N

CAS NO.	COMPOUND	CONCENTRATION UNITS: (ug/L or ug/Kg) UG/KG	Q
12674-11-2	Aroclor-1016	400	U
11104-28-2	Aroclor-1221	820	U
11141-16-5	Aroclor-1232	400	U
53469-21-9	Aroclor-1242	400	U
12672-29-6	Aroclor-1248	400	U
11097-69-1	Aroclor-1254	400	U
11096-82-5	Aroclor-1260	1400	P

IEA Pesticide Standard Report

Sample Name : 0060005 CS-43 DF10 Inj on 0343 11Feb1993
ult File :/DATA/LOOP/RESULT/A1209223.RES INSTRUMENT: HP5890 0710
olumn Type : RTX-35 30-Meter,0.53mm ID Inj. Vol. : 1 ul

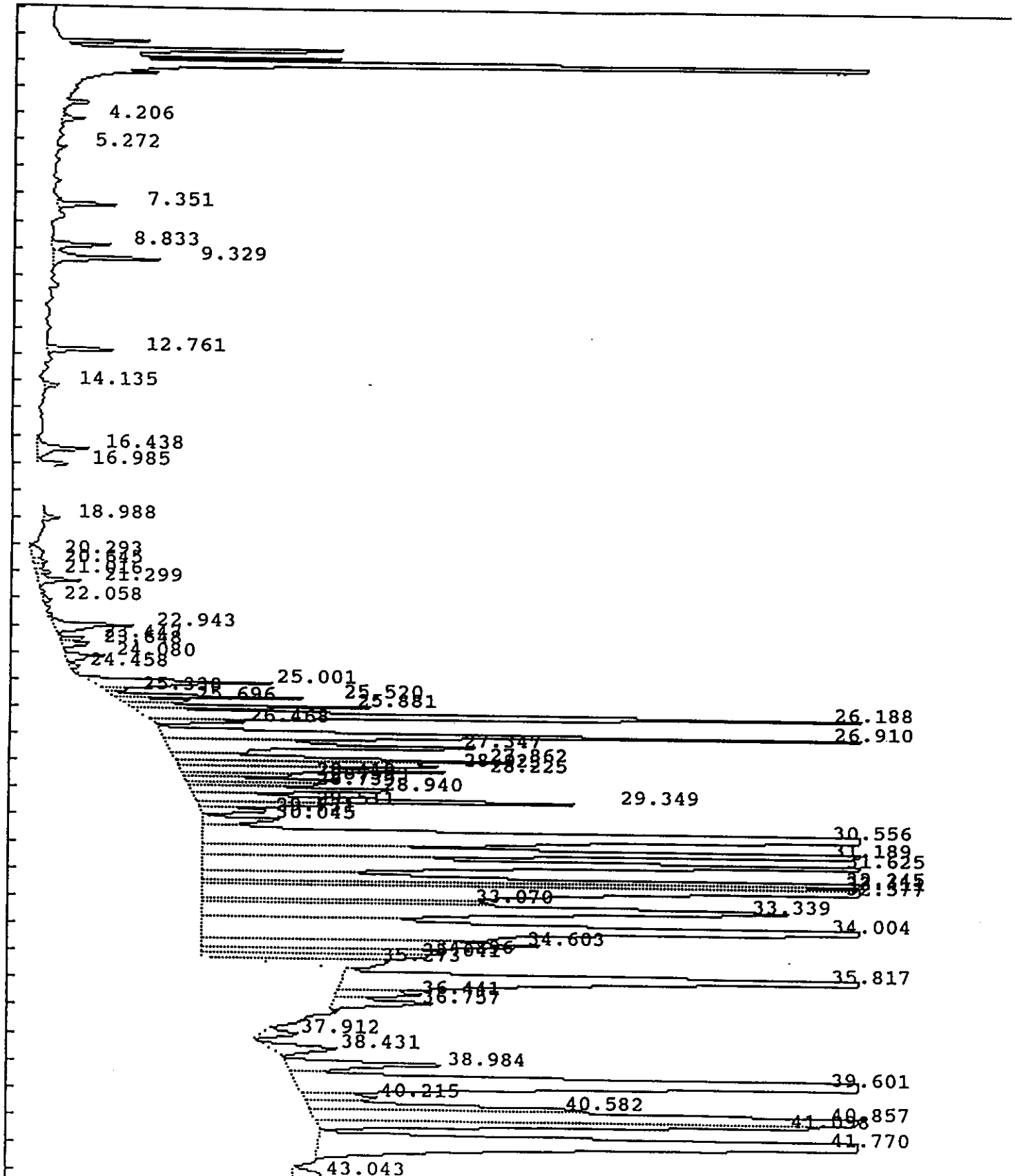

IEA Pesticide Standard Report

mple Name : 0060005 CS-43 DF10 Inj on 0343 11Feb1993
sult File :/DATA/LOOP/RESULT/A1209223.RES INSTRUMENT: HP58901A
Column Type : RTX-35 30-Meter,0.53mm ID Inj. Vol. : 1 ul



IEA Pesticide Standard Report

ple Name : 0060005 CS-43 DF10
Result File : /DATA/LOOP/RESULT/A1209223.RES
Column Type : RTX-35 30 Meter,0.53mm ID
Instrument : HP58901A
Calculation : ExternalSTD
Run Time : 46.25 Mins. Injected on 0343 11Feb1993
Sequence File : /DATA/LOOP/SEQUENCE/A1209.SEQ
Subseq/Sample : 3/ 25 Bottle no. : 25

Report No :320.10
Inj. Vol. : 1 ul

% Dil-Fact
3333.00

Run Status : RunStatusOK
EndOffBaseline

Pk#	RT	ID-tm	Peak Width	Area	Code	PPB	Name
1	4.21		.099128	29834	VB	0.0000	
2	5.27		.071630	11105	BB	0.0000	
3	7.35		.117041	94772	VB	0.0000	
4	8.83		.139692	106051	BV	0.0000	
5	9.33		.151566	217006	VB	0.0000	
6	12.76	12.77	.123702	116574	BV	1.2280	Tetrachloro-m-xylene
7	14.13		.140713	30240	BV	0.0000	
8	16.44		.189348	130245	PV	0.0000	
9	16.99		.261638	100367	PV	0.0000	
10	18.99		.137051	27491	BV	0.0000	
11	20.29		.368582	56662	BV	0.0000	
12	20.65		.169682	30211	VV	0.0000	
13	21.02		.143820	27907	VV	0.0000	
14	21.30		.149815	83698	VB	0.0000	
15	22.06		.172074	20123	VB	0.0000	
16	22.94	22.99	.177283	195658	VB	1.9824	~~Aldrin~~
17	23.45		.115956	39894	BV	0.0000	
18	23.65		.147260	58375	VB	0.0000	
19	24.08		.151630	77533	BV	0.0000	
20	24.46		.141208	18815	PB	0.0000	
21	25.00	25.07	.179590	418331	BV	4.5858	~~Heptachlor epoxide~~
22	25.34		.089876	30247	VV	0.0000	
23	25.52		.086366	242591	VV	0.0000	
24	25.70	25.72	.107194	119318	VV	1.2263	~~gamma-Chlordane~~
25	25.88		.095767	328205	VV	0.0000	
26	26.19	26.22	.143426	1903521	VV	18.1482	~~alpha-Chlordane~~
27	26.47		.097764	122107	VB	0.0000	
28	26.91	26.93	.141611	1644998	BV	20.6565	~~4,4'-DDE~~
29	27.35		.189737	917976	VV	0.0000	
30	27.86		.167359	734638	VV	0.0000	
31	28.02		.147318	510376	VV	0.0000	
32	28.22		.124195	472742	VV	0.0000	
33	28.42	28.45	.094918	147177	VV	2.3095	~~4,4'-DDD~~
34	28.59	28.63	.126553	256380	VV	3.4134	~~Endosulfan II~~
35	28.74		.112859	208182	VV	0.0000	
36	28.94	44160	.167349	471019	VV	0.0000	
37	29.35	29.32	.157246	845597	VV	13.0978	~~4,4'-DDT~~
38	29.51	29.50	.125682	180071	VV	3.0462	~~Endrin aldehyde~~
39	29.73		.152600	142795	VB	0.0000	

gdr2/2P

IEA Pesticide Standard Report

Pk#	RT	ID-tm	Peak Width	Area	Code	PPB	Name
	30.05	30.01	.203264	198317	BV	2.9273	~~Endosulfan sulfate~~
41	30.56		.167607	8634016	HS	0.0000	
42	31.19		.177511	3062305	HS	0.0000	
43	31.62		.274131	2617271	HS	0.0000	
44	32.24		.163085	1631511	HS	0.0000	
45	32.41		.147990	1411459	HS	0.0000	
46	32.58		.292667	2624266	HS	0.0000	
47	33.07		.142050	472194	HS	0.0000	
48	33.34		.373199	2577598	HS	0.0000	
49	34.00		.303815	4533817	HS	0.0000	
50	34.60		.275809	1102647	HS	0.0000	
51	34.90		.174173	498165	HS	0.0000	
52	35.04		.198092	521369	HS	0.0000	
53	35.27		.246002	452419	HS	0.0000	
54	35.82		.266557	2871133	BV	0.0000	
55	36.44		.182247	185525	VV	0.0000	
56	36.76		.219463	259416	VV	0.0000	
57	37.91		.200366	81710	BB	0.0000	
58	38.43		.275678	229607	BB	0.0000	
59	38.98		.242073	472215	BV	0.0000	
60	39.60		.293995	4559139	VV	0.0000	
61	40.21		.194784	173125	VV	0.0000	
62	40.58	#40.67	.200529	650738	VV	5.4505	Decachlorobiphenyl
63	40.86		.266781	2949741	VV	0.0000	
64	41.10		.187266	1128823	VB	0.0000	
65	41.77		.330873	4480275	BV	0.0000	
	43.04		.328689	105793	BB	0.0000	
67	43.94		.429241	894993	BB	0.0000	
68	44.74		.232292	186359	BV	0.0000	
69	45.15		.238979	151761	VB	0.0000	
70	45.60		.317720	183230	BV	0.0000	

Total Area : 61069784 Total PPB : 78.072

Report Time : 2015 11Feb1993
Method : /DATA/LOOP/METHOD/A1209_223.MT
Result File : /DATA/LOOP/RESULT/A1209223.RES

ar2/25

IEA Pesticide Standard Report

Sample Name : 0060005 CS-43 DF=10 Inj on 0627 24Feb1993

Result File :/DATA/LOOP/RESULT/B5041095.RES INSTRUMENT: HP58905B

Column Type : DB-1701 30-Meter,0.53mm ID Inj. Vol. : 1 ul

0714



IEA Pesticide Standard Report

Sample Name : 0060005 CS-43 DF=10 Inj on 0627 24Feb1993
Result File :/DATA/LOOP/RESULT/B5041095.RES INSTRUMENT: HP58905B
Column Type : DB-1701 30-Meter,0.53mm ID Inj. Vol. : 1 ul



IEA Pesticide Standard Report

ıple Name : 0060005 CS-43 DF=10 Report No : 50.10
kesult File : /DATA/LOOP/RESULT/B5041095.RES
Column Type : DB-1701 30 Meter,0.53mm ID Inj. Vol. : 1 ul
Instrument : HP58905B
Calculation : ExternalSTD
Run Time : 46.50 Mins. Injected on 0627 24Feb1993
Sequence File : /DATA/LOOP/SEQUENCE/B5041.SEQ
Subseq/Sample : 1/ 95 Bottle no. : 95

% Dil-Fact
3333.00

Run Status : RunStatusOK
EndOffBaseline
NoReference

Pk#	RT	ID-tm	Peak Width	Area	Code	PPB	Name
1	5.15		.065281	6944	PB	0.0000	
2	6.43		.063286	4871	BV	0.0000	
3	6.53		.086306	77444	VV	0.0000	
4	6.76		.079261	6366	VB	0.0000	
5	7.83	7.87	.092864	136912	BB	3.1164	Tetrachloro-m-xylene
6	9.05		.105369	5971	BB	0.0000	
7	10.07		.075485	27977	BB	0.0000	
8	10.66		.112322	35274	BB	0.0000	
9	12.22		.094475	41176	BV	0.0000	
10	13.68		.106645	11747	BV	0.0000	
11	15.15		.135705	15223	BV	0.0000	
12	15.35		.166568	75566	VV	0.0000	
13	16.08		.166260	30576	VV	0.0000	
14	16.98		.141624	16006	VV	0.0000	
15	17.27		.235725	12232	VV	0.0000	
16	18.24		.204944	15791	BB	0.0000	
17	19.20		.218468	304525	BV	0.0000	
18	20.14		.308663	247285	VV	0.0000	
19	21.38		.173427	25816	PV	0.0000	
20	21.60		.143894	5463	VV	0.0000	
21	21.93		.180796	136675	VV	0.0000	
22	22.17		.177453	52686	VV	0.0000	
23	22.64		.189546	1091542	VB	0.0000	
24	23.66	23.67	.217634	44756	BV	1.2382	~~gamma-Chlordane~~
25	24.07	24.12	.225736	90526	VV	2.3441	~~alpha-Chlordane~~
26	24.84		.219845	396849	VV	0.0000	
27	25.08	25.09	.162494	270209	VV	9.5410	~~4,4'-DDE~~
28	25.50		.207902	348989	VV	0.0000	
29	26.02		.204330	33178	VV	0.0000	
30	26.60		.157566	126204	PV	0.0000	
31	26.99		.165583	119054	VV	0.0000	
32	27.30	27.29	.202216	397374	VV	15.1276	~~Endrin~~
33	27.58		.195145	233026	VV	0.0000	
4	28.16		.168714	179691	PV	0.0000	
35	28.37		.130209	35289	VV	0.0000	
36	28.89		.168273	85589	VV	0.0000	
37	29.26		.206797	273057	VV	0.0000	
38	29.91		.174788	56569	PV	0.0000	

IEA Pesticide Standard Report

#	RT	ID-tm	Peak Width	Area	Code	PPB	Name
9	30.26		.161513	213122	VV	0.0000	
40	30.50		.150648	88717	VV	0.0000	
41	30.78		.150962	65150	VV	0.0000	
42	31.06		.197176	138661	VV	0.0000	
43	31.28	31.30	.137623	33526	VV	1.6273	~~4,4'-DDT~~
44	31.51		.182034	43833	VB	0.0000	
45	31.91		.030614	3811	BV	0.0000	ar3/1
46	32.22		.142792	70349	VV	0.0000	
47	32.60		.137393	3878423	VV	0.0000	
48	33.12		.226157	418889	VV	0.0000	
49	33.60		.163110	1349169	VV	0.0000	
50	34.01		.134425	54187	VV	0.0000	
51	34.21		.130756	229274	VV	0.0000	
52	34.54		.173623	889860	PV	0.0000	
53	35.09		.196990	936637	VV	0.0000	
54	35.45		.238177	1268556	VV	0.0000	
55	35.96		.137704	265629	VV	0.0000	
56	36.23		.210117	735812	VV	0.0000	
57	36.60		.210521	2217004	VV	0.0000	
58	36.91		.165853	271379	VV	0.0000	
59	37.30		.192386	490881	VV	0.0000	
60	37.47		.129174	186478	VV	0.0000	
61	37.84		.227317	2663955	VV	0.0000	
62	38.50		.240868	341491	VV	0.0000	
63	38.90		.277506	595775	VV	0.0000	
64	39.05		.154619	338315	VV	0.0000	
65	39.29		.185303	314825	VV	0.0000	
66	39.50		.197271	321840	VV	0.0000	
67	39.96		.325982	513263	VV	0.0000	
68	40.32		.174935	405022	VV	0.0000	
69	40.63		.148475	439959	VV	0.0000	
70	40.83		.186557	1999318	VV	0.0000	
71	41.21		.275436	1389278	VV	0.0000	
72	41.84		.206828	2157626	VV	0.0000	
73	42.48		.170446	2311886	VV	0.0000	
74	42.81		.235232	364325	VV	0.0000	
75	43.28		.226738	126061	VV	0.0000	
76	43.98		.292438	325333	BV	0.0000	
77	44.24		.203511	243476	VV	0.0000	
78	44.55		.178687	209054	VV	0.0000	
79	45.01		.222356	131404	VV	0.0000	
80	45.55		.229535	1522187	VV	0.0000	
81	46.27		.206499	182309	PB	0.0000	

Total Area : 35820504 Total PPB : 32.995

Report Time : 1118 24Feb1993
Method : /DATA/LOOP/METHOD/B5041_095.MT
Result File : /DATA/LOOP/RESULT/B5041095.RES

1D
PESTICIDE ORGANICS ANALYSIS DATA SHEET

EPA SAMPLE NO.

CS43DL

Lab Name: IEA/CT Contract:

Lab Code: IIEACT Case No.: 0060 SAS No.: SDG No.: Z0060 0718

Matrix: (soil/water) SOIL Lab Sample ID: 0060005DL

Sample wt/vol: 30.0 (g/mL) G Lab File ID: A1209218.D

% Moisture: 18 decanted: (Y/N) N Date Received: 01/19/93

Extraction: (SepF/Cont/Sonc) SONC Date Extracted: 01/21/93

Concentrated Extract Volume: 5000(uL) Date Analyzed: 02/10/93

Injection Volume: 1.0(uL) Dilution Factor: 100.0

GPC Cleanup: (Y/N) Y pH: 7.7 Sulfur Cleanup: (Y/N) N

CAS NO.	COMPOUND	CONCENTRATION UNITS: (ug/L or ug/Kg) UG/KG	Q
12674-11-2	Aroclor-1016	4000	U
11104-28-2	Aroclor-1221	8200	U
11141-16-5	Aroclor-1232	4000	U
53469-21-9	Aroclor-1242	4000	U
12672-29-6	Aroclor-1248	4000	U
11097-69-1	Aroclor-1254	4000	U
11096-82-5	Aroclor-1260	3000	JD

IEA Pesticide Standard Report

0719

ple Name : 0060005 CS-43 DF=100 Inj on 2314 10Feb1993

ult File :/DATA/LOOP/RESULT/A1209218.RES INSTRUMENT: HP58901A

Column Type : RTX-35 30-Meter,0.53mm ID Inj. Vol. : 1 ul

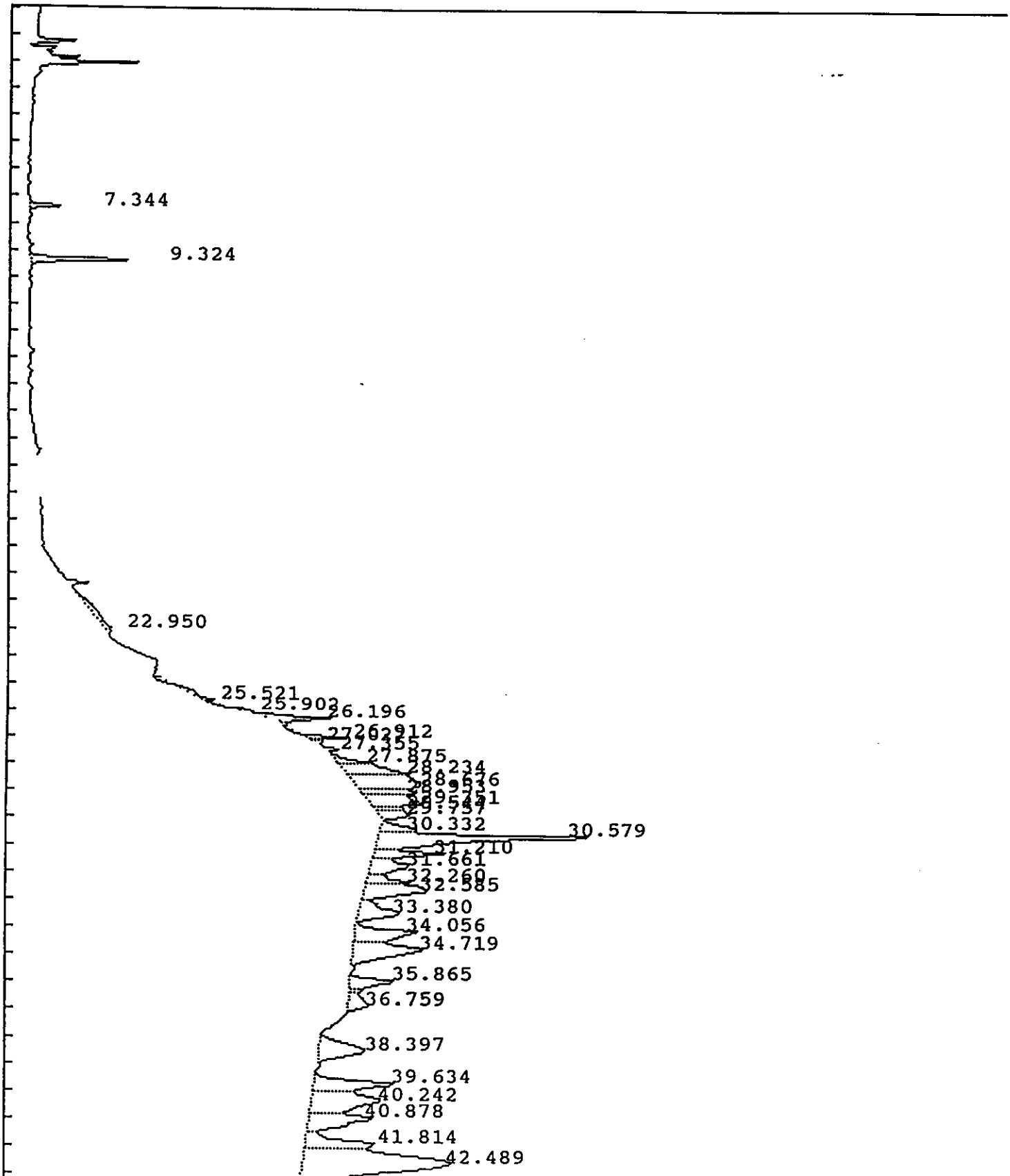

IEA Pesticide Standard Report

ple Name : 0060005 CS-43 DF=100 Report No :315.10
Result File : /DATA/LOOP/RESULT/A1209218.RES
Column Type : RTX-35 30 Meter,0.53mm ID Inj. Vol. : 1 ul
Instrument : HP58901A
Calculation : ExternalSTD
Run Time : 46.25 Mins. Injected on 2314 10Feb1993
Sequence File : /DATA/LOOP/SEQUENCE/A1209.SEQ
Subseq/Sample : 3/ 20 Bottle no. : 20

% Dil-Fact
3333.00

Run Status : RunStatusOK
EndOffBaseline
NoReference

Pk#	RT	ID-tm	Peak Width	Area	Code	PPB	Name
1	7.34		.110306	46221	BB	0.0000	
2	9.32		.127496	167214	BB	0.0000	
3	22.95	22.99	.934214	82277	BV	.8336	~~Aldrin~~
4	25.52		.255820	53752	BB	0.0000	
5	25.90		.086976	16329	BV	0.0000	
6	26.20	26.22	.184165	151887	VB	1.4481	alpha-Chlordane
7	26.91	26.93	.090915	51191	BV	.6428	4,4'-DDE
8	27.03		.070815	11968	VV	0.0000	
	27.36		.093412	18807	BB	0.0000	
10	27.87		.173930	80366	BV	0.0000	
11	28.23		.250462	198021	VV	0.0000	
12	28.68	28.63	.502092	376309	VV	5.0101	~~Endosulfan II~~
13	28.95		.201387	130567	VV	0.0000	
14	29.35	29.32	.309134	206850	VV	3.2040	4,4'-DDT
15	29.54	29.50	.117720	40945	VV	.6927	Endrin aldehyde
16	29.76		.280066	100927	VB	0.0000	
17	30.33	AM126	.231600	93563	BV	0.0000	gh2/2
18	30.58		.265575	699914	VV	0.0000	
19	31.21		.202956	165648	VV	0.0000	
20	31.66		.396245	169135	VV	0.0000	
21	32.26		.199567	101482	VV	0.0000	
22	32.59		.387429	278440	VV	0.0000	
23	33.38		.416606	196007	VB	0.0000	
24	34.06		.390307	277821	BV	0.0000	
25	34.72		.475036	372843	VV	0.0000	
26	35.86		.279932	146807	PV	0.0000	
27	36.76		.432707	98964	VV	0.0000	
28	38.40		.544913	276390	BV	0.0000	
29	39.63		.340033	315487	BV	0.0000	
30	40.24		.566372	446596	VV	0.0000	
31	40.88		.408255	300939	VV	0.0000	
32	41.81		.340658	269016	VV	0.0000	
33	42.49		.778872	1299017	VB	0.0000	
[illegible]	44.23		.731451	232985	BB	0.0000	

Total Area : 7474688 Total PPB : 11.831

Report Time : 0017 11Feb1993

Method : /DATA/LOOP/METHOD/A1209_218.MT
Result File : /DATA/LOOP/RESULT/A1209218.RES

IEA Pesticide Standard Report

ple Name : 0060005 CS-43 DF=100
sult File :/DATA/LOOP/RESULT/B5041105.RES
Column Type : DB-1701 30-Meter,0.53mm ID

Inj on 1724 24Feb1993
INSTRUMENT: HP58905B
Inj. Vol. : 1 ul

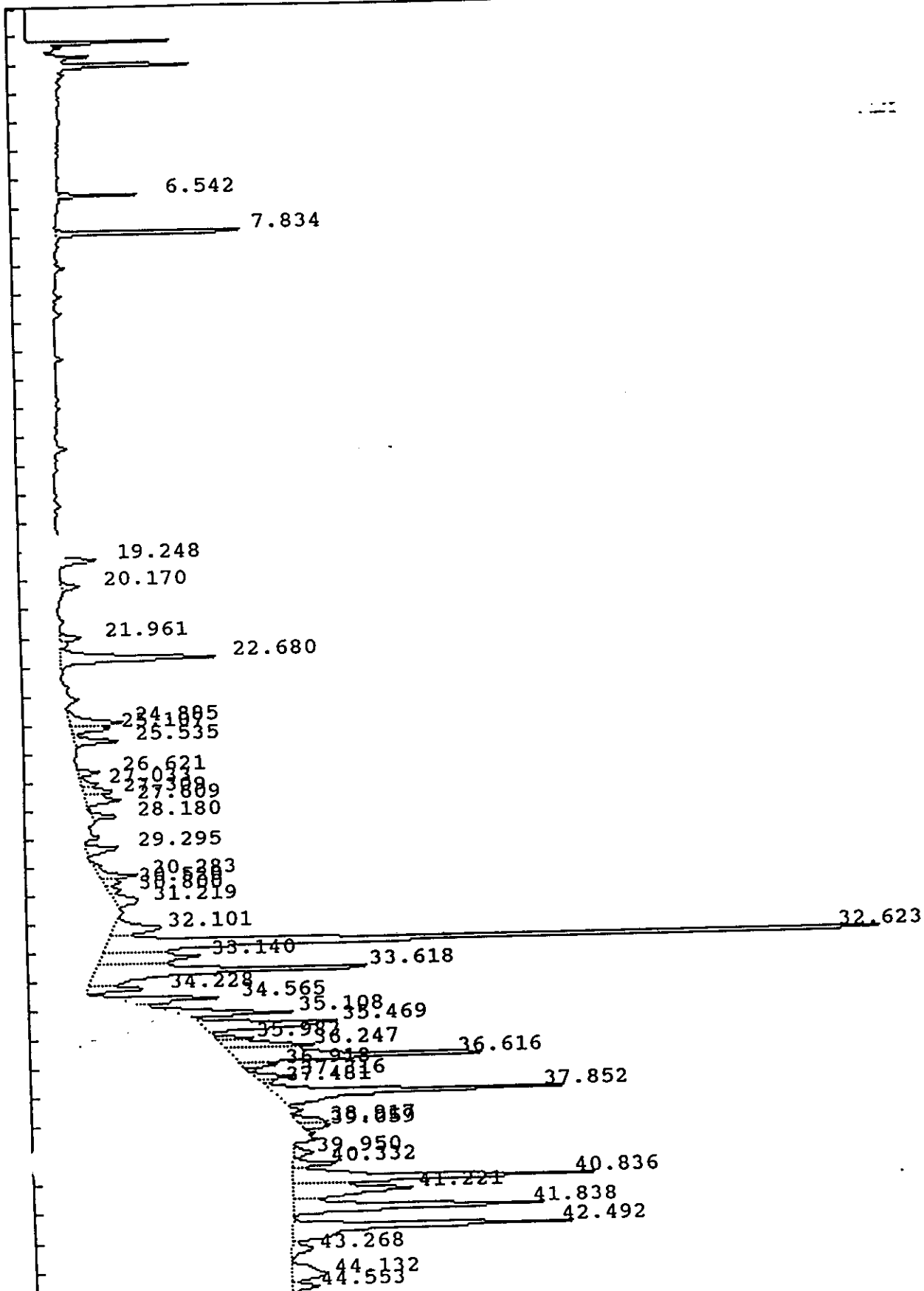

IEA Pesticide Standard Report

Report No : 61.10

Inj. Vol. : 1 ul

ple Name : 0060005 CS-43 DF=100
Result File : /DATA/LOOP/RESULT/B5041105.RES
Column Type : DB-1701 30 Meter,0.53mm ID
Instrument : HP58905B
Calculation : ExternalSTD
Run Time : 46.52 Mins. Injected on 1724 24Feb1993
Sequence File : /DATA/LOOP/SEQUENCE/B5041.SEQ
Subseq/Sample : 2/ 6 Bottle no. : 6

% Dil-Fact
3333.00

Run Status : RunStatusOK
EndOffBaseline
NoReference

Pk#	RT	ID-tm	Peak Width	Area	Code	PPB	Name
1	6.54		.068781	24791	BB	0.0000	
2	7.83	7.87	.076824	89152	BB	2.0293	~~Tetrachloro-m-xylene~~
3	19.25		.200321	27804	BB	0.0000	
4	20.17		.177480	12509	BB	0.0000	
5	21.96		.180649	14172	BV	0.0000	
6	22.68		.209771	122067	VB	0.0000	
7	24.88		.236073	46682	PV	0.0000	
8	25.11	25.09	.170483	25166	VV	.8886	~~4,4' DDE~~
9	25.53		.183264	30535	VB	0.0000	
10	26.62		.143436	11957	BV	0.0000	
11	27.03		.170019	11575	VV	0.0000	
12	27.31	27.29	.216957	23745	VV	.9040	~~Endrin~~
13	27.61		.228054	29952	VV	0.0000	
14	28.18		.151358	15477	PV	0.0000	
15	29.30		.217315	27953	PV	0.0000	
16	30.28		.223181	33230	PV	0.0000	
17	30.52		.166954	11988	VV	0.0000	
18	30.80		.173369	9030	VV	0.0000	
19	31.22		.350041	30026	VV	0.0000	
20	32.10		.328997	55233	BV	0.0000	
21	32.62		.176075	579421	VV	0.0000	
22	33.14		.269668	100587	VV	0.0000	
23	33.62		.243191	271778	VV	0.0000	
24	34.23		.145598	33205	VB	0.0000	
25	34.56		.170747	77352	BB	0.0000	
26	35.11		.180265	82251	BB	0.0000	
27	35.47		.229085	122990	BB	0.0000	
28	35.98		.118482	17260	BV	0.0000	
29	36.25		.210479	71147	VV	0.0000	
30	36.62		.214733	222068	VV	0.0000	
31	36.92		.150832	20823	VB	0.0000	
32	37.32		.160562	24392	BV	0.0000	
33	37.48		.107545	6664	VV	0.0000	
4	37.85		.205707	229248	VB	0.0000	
35	38.92		.223425	25404	BV	0.0000	
36	39.06		.128559	14919	VV	0.0000	
37	39.95		.227321	16762	BV	0.0000	
38	40.33		.152629	27168	VV	0.0000	

a93/1

IEA Pesticide Standard Report

P'-#	RT	ID-tm	Peak Width	Area	Code	PPB	Name
	40.84		.216617	240532	VV	0.0000	
40	41.22		.295457	128447	VV	0.0000	
41	41.84		.212369	196088	VB	0.0000	
42	42.49		.216406	224848	BV	0.0000	
43	43.27		.296072	22342	VB	0.0000	
44	44.13		.410454	50021	BV	0.0000	
45	44.55		.188023	18244	VB	0.0000	
46	45.56		.241010	149891	VB	0.0000	
47	46.29		.201187	10238	BB	0.0000	

Total Area : 3637136 Total PPB : 3.822

Report Time : 2132 24Feb1993
Method : /DATA/LOOP/METHOD/B5041_105.MT
Result File : /DATA/LOOP/RESULT/B5041105.RES

1D
PESTICIDE ORGANICS ANALYSIS DATA SHEET

EPA SAMPLE NO.

FB011893

0725

Lab Name: IEA/CT Contract:

Lab Code: IIEACT Case No.: 0060 SAS No.: SDG No.: Z0060

Matrix: (soil/water) WATER Lab Sample ID: 0060006

Sample wt/vol: 1000 (g/mL) ML Lab File ID: A1209225.D

% Moisture: _____ decanted: (Y/N)___ Date Received: 01/19/93

Extraction: (SepF/Cont/Sonc) SONC Date Extracted: 01/19/93

Concentrated Extract Volume: 10000(uL) Date Analyzed: 02/11/93

Injection Volume: 1.0(uL) Dilution Factor: 1.0

GPC Cleanup: (Y/N) N pH: ____ Sulfur Cleanup: (Y/N) N

CAS NO.	COMPOUND	CONCENTRATION UNITS: (ug/L or ug/Kg) UG/L	Q
12674-11-2	Aroclor-1016	1.0	U
11104-28-2	Aroclor-1221	2.0	U
11141-16-5	Aroclor-1232	1.0	U
53469-21-9	Aroclor-1242	1.0	U
12672-29-6	Aroclor-1248	1.0	U
11097-69-1	Aroclor-1254	1.0	U
11096-82-5	Aroclor-1260	1.0	U

IEA Pesticide Standard Report

Sample Name : 0060006 FIELD BLANK Inj on 0530 11Feb1993
Result File :/DATA/LOOP/RESULT/A1209225.RES INSTRUMENT: HP58901A
Column Type : RTX-35 30-Meter,0.53mm ID Inj. Vol. : 1 ul

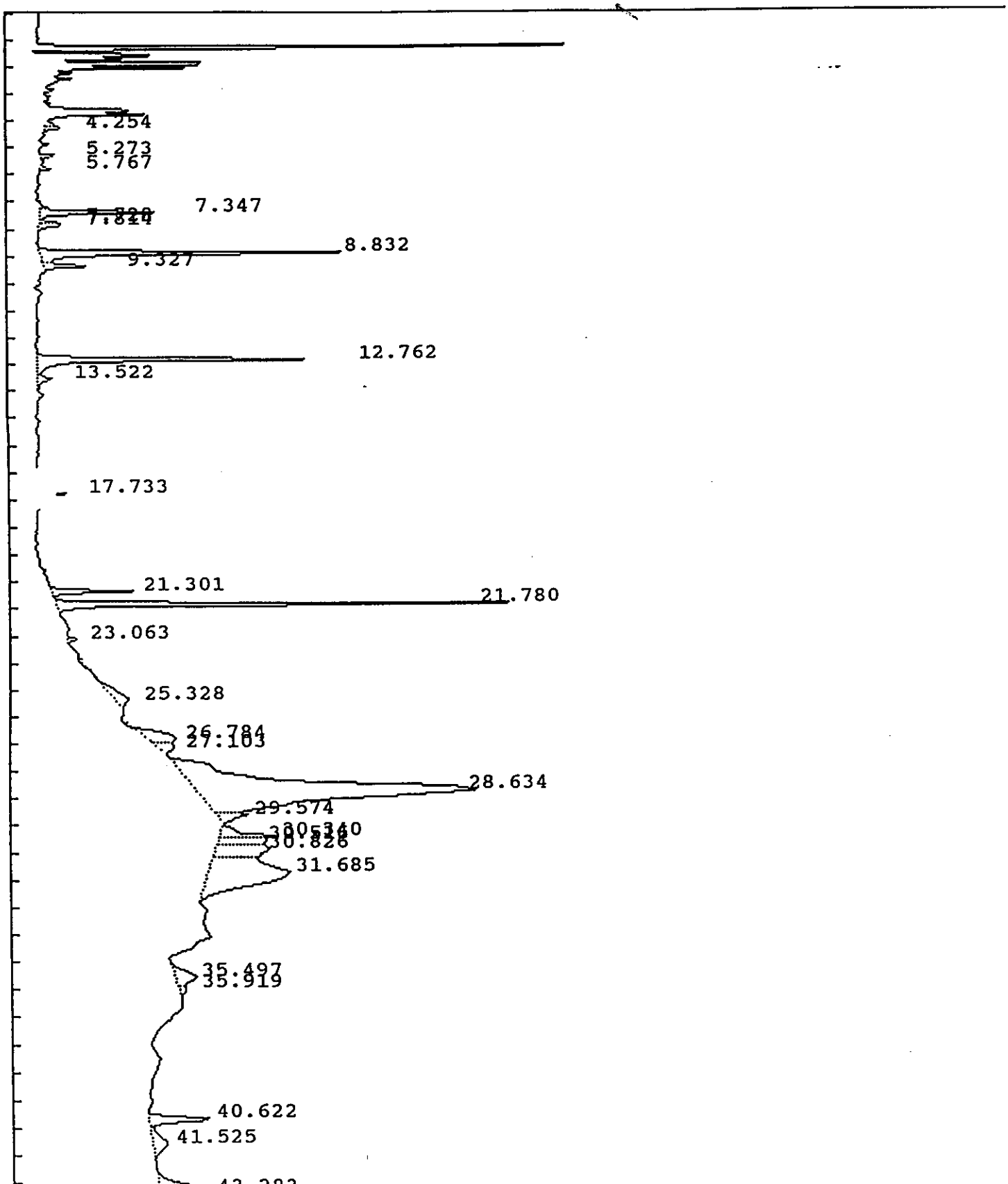

IEA Pesticide Standard Report

ple Name : 0060006 FIELD BLANK
Report No :322.20
Result File : /DATA/LOOP/RESULT/A1209225.RES
Column Type : RTX-35 30 Meter,0.53mm ID
Inj. Vol. : 1 ul
Instrument : HP58901A
Calculation : ExternalSTD
Run Time : 46.25 Mins. Injected on 0530 11Feb1993
Sequence File : /DATA/LOOP/SEQUENCE/A1209.SEQ
Subseq/Sample : 3/ 27 Bottle no. : 27

% Dil-Fact
100.00

Run Status : RunStatusOK
EndOffBaseline

Pk#	RT	ID-tm	Peak Width	Area	Code	PPB	Name
1	4.25		.080182	15152	VV	0.0000	
2	5.27		.091340	21542	BV	0.0000	
3	5.77		.076704	10658	BB	0.0000	
4	7.35		.113919	179348	VV	0.0000	
5	7.73		.093318	21997	VV	0.0000	
6	7.81		.127453	33465	VB	0.0000	
7	8.83		.143496	534904	BV	0.0000	
8	9.33		.122375	67491	VB	0.0000	
9	12.76	12.77	.140085	507271	BV	.1603	Tetrachloro-m-xylene
10	13.52		.200895	33216	VB	0.0000	
11	17.73		.151641	50339	VB	0.0000	
12	21.30		.120642	124775	VV	0.0000	
13	21.78	21.78	.109506	647745	PV	.2308	~~delta-BHC~~
14	23.06		.104415	13642	BB	0.0000	
15	25.33		.656187	112854	BV	0.0000	
16	26.78		.434571	144997	BV	0.0000	
17	27.10	27.15	.327354	63566	VB	.0212	~~Dieldrin~~
18	28.63	28.63	.762051	2457161	BV	.9815	~~Endosulfan II~~
19	29.57		.237703	88616	VB	0.0000	
20	30.34		.197119	128982	BV	0.0000	
21	30.52		.268147	146299	VV	0.0000	
22	30.83		.427891	257123	VV	0.0000	
23	31.68		.898917	820902	VB	0.0000	
24	35.50		.455997	105765	BV	0.0000	
25	35.92		.295979	25595	VB	0.0000	
26	40.62	#40.67	.216415	152258	PV	.0383	Decachlorobiphenyl
27	41.52		.640924	104802	VV	0.0000	
28	43.28		.723587	439889	PV	0.0000	
29	44.81		.488034	17658	VV	0.0000	
30	45.97		.374386	26455	PB	0.0000	

ah 2/25

Total Area : 7354469 Total PPB : 1.432

ort Time : 2027 11Feb1993
Method : /DATA/LOOP/METHOD/A1209_225.MT
Result File : /DATA/LOOP/RESULT/A1209225.RES

IEA Pesticide Standard Report

Sample Name : 0060006 FIELD BLANK
Result File :/DATA/LOOP/RESULT/B5041051.RES
Column Type : DB-1701 30-Meter,0.53mm ID

Inj on 1120 22Feb1993
INSTRUMENT: HP58905B
Inj. Vol. : 1 ul

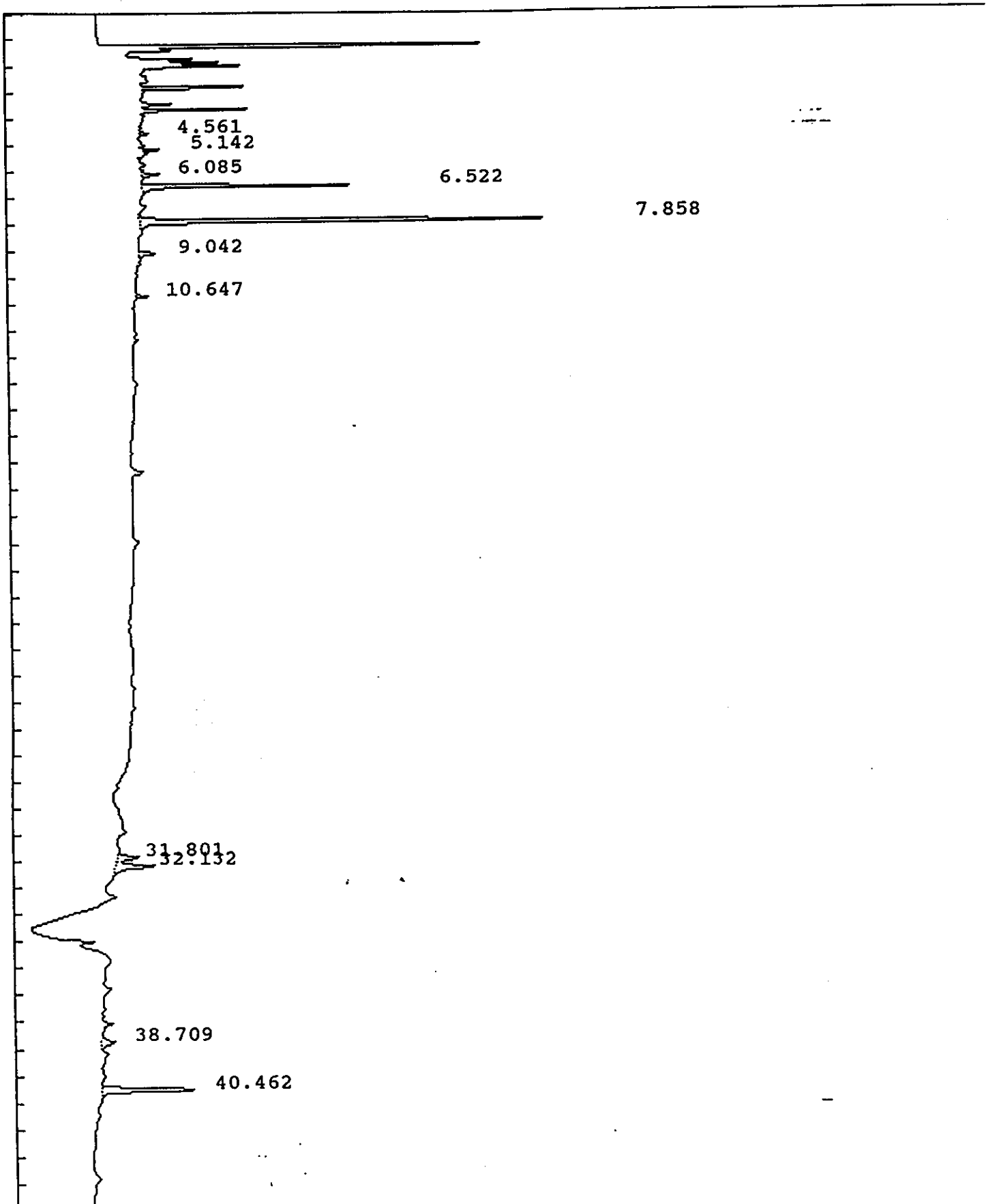

IEA Pesticide Standard Report

nple Name : 0060006 FIELD BLANK Report No : 4.00
Result File : /DATA/LOOP/RESULT/B5041051.RES
Column Type : DB-1701 30 Meter,0.53mm ID Inj. Vol. : 1 ul
Instrument : HP58905B
Calculation : ExternalSTD
Run Time : 46.50 Mins. Injected on 1120 22Feb1993
Sequence File : /DATA/LOOP/SEQUENCE/B5041.SEQ
Subseq/Sample : 1/ 51 Bottle no. : 51

% Dil-Fact
100.00

Run Status : RunStatusOK

Pk#	RT	ID-tm	Peak Width	Area	Code	PPB	Name
1	4.56		.081848	5095	BB	0.0000	
2	5.14		.056056	6462	PV	0.0000	
3	6.08		.087589	8108	VV	0.0000	
4	6.52		.071344	97447	BB	0.0000	
5	7.86	7.87	.095721	228228	BB	.1559	Tetrachloro-m-xylene
6	9.04		.099340	9571	BB	0.0000	
7	10.65		.080431	5882	BB	0.0000	
8	31.80		.162105	16247	BV	0.0000	
9	32.13		.178562	33186	VB	0.0000	
10	38.71		.192939	12643	BV	0.0000	
11	40.46	#40.48	.138684	67421	BB	.0520	Decachlorobiphenyl

Total Area : 490290 Total PPB : .208

Report Time : 1210 22Feb1993
Method : /DATA/LOOP/METHOD/B5041.MTH
Result File : /DATA/LOOP/RESULT/B5041051.RES

1D
PESTICIDE ORGANICS ANALYSIS DATA SHEET

EPA SAMPLE NO.

CS75 0730

Lab Name: IEA/CT Contract:

Lab Code: IIEACT Case No.: 0060 SAS No.: SDG No.: Z0060

Matrix: (soil/water) SOIL Lab Sample ID: 0060008

Sample wt/vol: 30.0 (g/mL) G Lab File ID: A1209230.D

% Moisture: 10 decanted: (Y/N) N Date Received: 01/21/93

Extraction: (SepF/Cont/Sonc) SONC Date Extracted: 01/22/93

Concentrated Extract Volume: 5000(uL) Date Analyzed: 02/11/93

Injection Volume: 1.0(uL) Dilution Factor: 10.0

GPC Cleanup: (Y/N) Y pH: 7.7 Sulfur Cleanup: (Y/N) N

CAS NO.	COMPOUND	CONCENTRATION UNITS: (ug/L or ug/Kg) UG/KG	Q
12674-11-2	Aroclor-1016	370	U
11104-28-2	Aroclor-1221	740	U
11141-16-5	Aroclor-1232	370	U
53469-21-9	Aroclor-1242	370	U
12672-29-6	Aroclor-1248	370	U
11097-69-1	Aroclor-1254	370	U
11096-82-5	Aroclor-1260	3600	CP

IEA Pesticide Standard Report

Sample Name : 0060008 CS-75 DF=10 Inj on 1005 11Feb1993
Result File :/DATA/LOOP/RESULT/A1209230.RES INSTRUMENT: HP58901A
Column Type : RTX-35 30-Meter,0.53mm ID Inj. Vol. : 1 ul

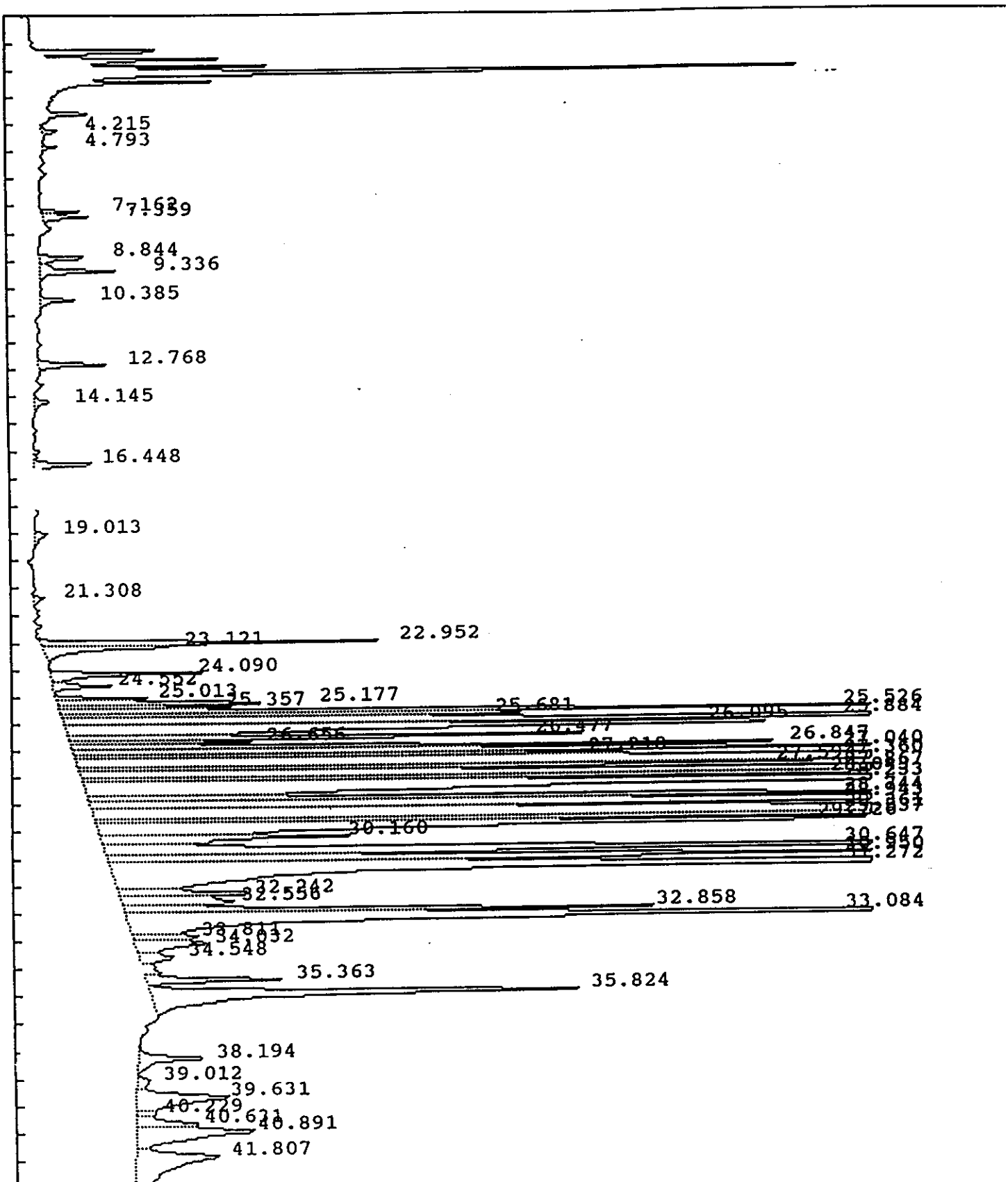

IEA Pesticide Standard Report

Sample Name : 0060008 CS-75 DF=10 Inj on 1005 11Feb1993
Result File :/DATA/LOOP/RESULT/A1209230.RES INSTRUMENT: HP58901A
Column Type : RTX-35 30-Meter,0.53mm ID Inj. Vol. : 1 ul



IEA Pesticide Standard Report

Sample Name : 0060008 CS-75 DF=10 Report No :327.00
Result File : /DATA/LOOP/RESULT/A1209230.RES
Column Type : RTX-35 30 Meter,0.53mm ID Inj. Vol. : 1 ul
Instrument : HP58901A
Calculation : ExternalSTD
Run Time : 46.25 Mins. Injected on 1005 11Feb1993
Sequence File : /DATA/LOOP/SEQUENCE/A1209.SEQ
Subseq/Sample : 3/ 32 Bottle no. : 32

% Dil-Fact
3333.00

Run Status : RunStatusOK
EndOffBaseline

Pk#	RT	ID-tm	Peak Width	Area	Code	PPB	Name
1	4.22		.103472	26908	BV	0.0000	
2	4.79		.103108	19475	BB	0.0000	
3	7.16		.098999	49674	BV	0.0000	
4	7.36		.126036	74918	VV	0.0000	
5	8.84		.140646	89580	BV	0.0000	
6	9.34		.149436	144949	VB	0.0000	
7	10.39		.137537	65238	BB	0.0000	
8	12.77	12.77	.132835	121273	BB	1.2775	Tetrachloro-m-xylene
9	14.15		.191234	35630	BB	0.0000	
10	16.45		.149040	124955	VV	0.0000	
11	19.01		.259034	42236	BB	0.0000	
12	21.31		.174195	26276	PB	0.0000	
13	22.95	22.99	.120717	524676	BV	5.3159	~~Aldrin~~
14	23.12		.172089	272184	VB	0.0000	
15	24.09		.123858	252077	BV	0.0000	
16	24.55		.133390	104098	VV	0.0000	
17	25.01	25.07	.105872	122381	PV	1.3416	~~Heptachlor epoxide~~
18	25.18		.124412	369524	VV	0.0000	
19	25.36		.102572	235917	VV	0.0000	
20	25.53		.099377	1702030	VV	0.0000	
21	25.68	25.72	.095594	571296	VV	5.8714	~~gamma-Chlordane~~
22	25.88		.119793	2673519	VV	0.0000	
23	26.10		.160527	1758689	VV	0.0000	
24	26.48		.109679	800619	VV	0.0000	
25	26.66		.101174	232537	VV	0.0000	
26	26.85		.123443	1121216	VV	0.0000	
27	27.04		.107029	1716387	VV	0.0000	
28	27.22	27.15	.097350	770840	VV	8.5816	~~Dieldrin~~
29	27.36		.137530	5131100	VV	0.0000	
30	27.59		.118851	1042022	VV	0.0000	
31	27.87		.149483	5392547	VV	0.0000	
32	28.04		.100308	968420	VV	0.0000	
33	28.23		.135239	4590095	VV	0.0000	
34	28.74		.099745	1342492	VV	0.0000	
35	28.94		.163470	3525572	VV	0.0000	
36	29.36	29.32	.148681	6821974	VV	105.6686	~~4,4'-DDT~~
37	29.54	29.50	.110727	1781286	VV	30.1338	~~Endrin aldehyde~~
38	29.73		.177617	2001749	VV	0.0000	
39	30.16	AR1260	.209694	644704	VV	0.0000	

ar 2/25

IEA Pesticide Standard Report

##	RT	ID-tm	Peak Width	Area	Code	PPB	Name
40	30.65		.140329	3008459	VV	0.0000	
41	30.95		.144453	1730429	VV	0.0000	
42	31.27		.182497	5149827	VV	0.0000	
43	32.24		.200324	344161	VV	0.0000	
44	32.56		.282710	374475	VV	0.0000	
45	32.86		.148070	972903	VV	0.0000	
46	33.08		.200542	2725557	VV	0.0000	
47	33.81		.176218	139089	VV	0.0000	
48	34.03		.314952	266994	VV	0.0000	
49	34.55		.256065	107554	VV	0.0000	
50	35.36		.158578	269034	VV	0.0000	
51	35.82		.247127	1309125	VV	0.0000	
52	38.19		.237687	193710	BV	0.0000	
53	39.01		.338292	54020	PV	0.0000	
54	39.63		.403619	440883	VV	0.0000	
55	40.23		.214491	50005	VV	0.0000	
56	40.63	#40.67	.229134	164968	VV	1.3818	Decachlorobiphenyl
57	40.89		.400583	564613	VV	0.0000	
58	41.81		.669361	658145	VV	0.0000	
59	43.97		.414135	199498	VV	0.0000	
60	45.12		.380586	98881	PV	0.0000	

Total Area : 66113400 Total PPB : 159.572

Report Time : 1053 11Feb1993
Method : /DATA/LOOP/METHOD/A1209.MTH
Result File : /DATA/LOOP/RESULT/A1209230.RES

IEA Pesticide Standard Report

Sample Name : 0060008 CS-75 DF=10 Inj on 1703 22Feb1993
Result File :/DATA/LOOP/RESULT/B5041056.RES INSTRUMENT: HP58905B
Column Type : DB-1701 30-Meter,0.53mm ID Inj. Vol. : 1 ul



IEA Pesticide Standard Report

Sample Name : 0060008 CS-75 DF=10
Result File :/DATA/LOOP/RESULT/B5041056.RES
Column Type : DB-1701 30-Meter,0.53mm ID

Inj on 1703 22Feb1993
INSTRUMENT: HP58905B
Inj. Vol. : 1 ul

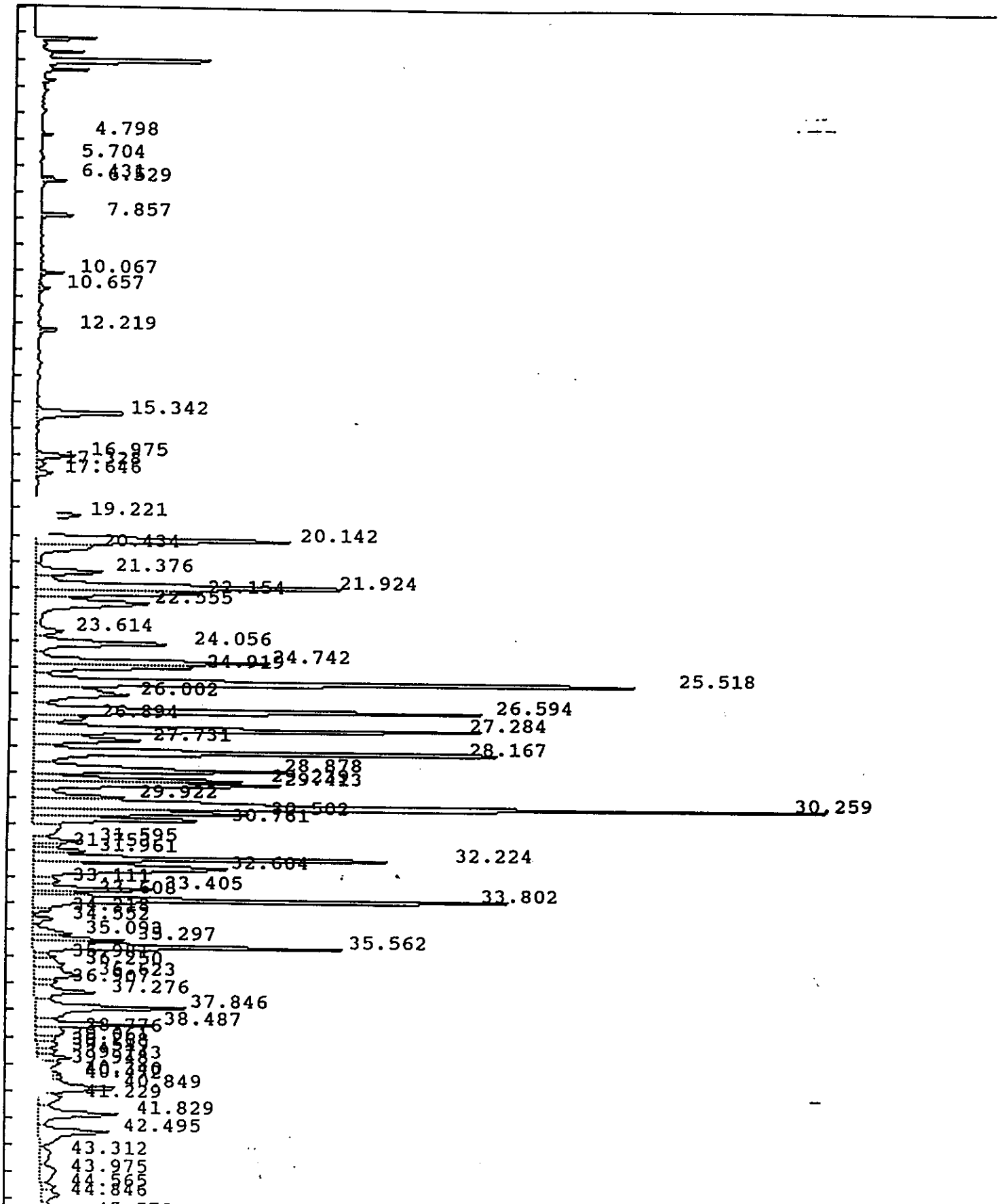

IEA Pesticide Standard Report

.mple Name : 0060008 CS-75 DF=10 Report No : 9.00
Result File : /DATA/LOOP/RESULT/B5041056.RES
Column Type : DB-1701 30 Meter,0.53mm ID Inj. Vol. : 1 ul
Instrument : HP58905B
Calculation : ExternalSTD
Run Time : 46.50 Mins. Injected on 1703 22Feb1993
Sequence File : /DATA/LOOP/SEQUENCE/B5041.SEQ
Subseq/Sample : 1/ 56 Bottle no. : 56

% Dil-Fact
3333.00

Run Status : RunStatusOK
EndOffBaseline

Pk#	RT	ID-tm	Peak Width	Area	Code	PPB	Name
1	4.80		.053467	17454	BV	0.0000	
2	5.70		.075647	5512	BB	0.0000	
3	6.43		.059903	18372	BV	0.0000	
4	6.53		.077937	45486	VV	0.0000	
5	7.86	7.87	.110461	77264	BB	1.7587	Tetrachloro-m-xylene
6	10.07		.078243	41520	BB	0.0000	
7	10.66		.114727	23281	BB	0.0000	
8	12.22		.106180	47865	BV	0.0000	
9	15.34		.176545	330381	BV	0.0000	
10	16.98		.163034	118579	BV	0.0000	
11	17.33		.174440	31376	VV	0.0000	
12	17.65		.157408	49148	VV	0.0000	
13	19.22		.270436	218571	VV	0.0000	
14	20.14		.223883	1073685	VV	0.0000	
15	20.43		.247831	254631	VV	0.0000	
16	21.38		.219623	275075	VV	0.0000	
17	21.92		.210253	1274804	VV	0.0000	
18	22.15		.181012	552215	VV	0.0000	
19	22.56		.312930	654287	VV	0.0000	
20	23.61	23.67	.226678	118442	VV	3.2768	~~gamma-Chlordane~~
21	24.06	24.12	.209939	542706	VV	14.0533	alpha-~~Chlordane~~
22	24.74		.173192	757353	VV	0.0000	
23	24.92		.184322	553742	VV	0.0000	
24	25.52		.174817	2088586	VV	0.0000	
25	26.00	25.94	.325349	564167	VV	19.7837	~~Dieldrin~~
26	26.59		.170541	1451754	VV	0.0000	
27	26.89		.184224	187341	VV	0.0000	
28	27.28	27.29	.182121	1569980	VV	59.7673	~~Endrin~~
29	27.73		.218300	430280	VV	0.0000	
30	28.17		.168460	1659233	VV	0.0000	adj/1
31	28.88		.190767	926766	VV	0.0000	
32	29.24		.149055	614595	VV	0.0000	
33	29.41		.157117	768914	VV	0.0000	
34	29.92		.168776	277776	VV	0.0000	
35	30.26		.180952	2692907	VV	0.0000	
36	30.50		.148572	633383	VV	0.0000	–
37	30.76		.160108	549563	VV	0.0000	
38	31.59		.164529	143184	VV	0.0000	
39	31.75		.126290	70001	VV	0.0000	

IEA Pesticide Standard Report

#	RT	ID-tm	Peak Width	Area	Code	PPB	Name
40	31.96		.154593	159240	VV	0.0000	
41	32.22		.139370	1075539	VV	0.0000	
42	32.60		.285837	1050162	VV	0.0000	
43	33.11		.226416	111946	VV	0.0000	
44	33.41		.140611	356480	VV	0.0000	
45	33.61	Aroclor	.111338	122839	VV	0.0000	
46	33.80		.143422	1425686	VV	0.0000	
47	34.22		.141057	51791	VV	0.0000	
48	34.55		.169181	72381	PV	0.0000	
49	35.09		.205302	147585	VV	0.0000	
50	35.30		.129563	229708	VV	0.0000	
51	35.56		.163563	975934	VV	0.0000	
52	35.98		.164736	63739	VV	0.0000	
53	36.25		.263355	144500	VV	0.0000	
54	36.62		.296609	251154	VV	0.0000	
55	36.91		.194929	79121	VV	0.0000	
56	37.28		.225927	265444	VV	0.0000	
57	37.85		.232197	677655	VV	0.0000	
58	38.49		.141548	325652	VV	0.0000	
59	38.78		.289304	149870	VV	0.0000	
60	39.06		.158645	55162	VV	0.0000	
61	39.27		.205498	77610	VV	0.0000	
62	39.52		.173409	67466	VV	0.0000	
63	39.74		.169198	109846	VV	0.0000	
64	39.95		.258667	108650	VV	0.0000	
65	40.34		.155596	66493	VV	0.0000	
66	40.47	#40.48	.146442	68503	VV	1.7610	Decachlorobiphenyl
67	40.85		.270277	404513	VV	0.0000	
68	41.23		.304646	133449	VV	0.0000	
69	41.83		.244680	363037	VV	0.0000	
70	42.49		.282934	368002	VV	0.0000	
71	43.31		.490385	92974	VV	0.0000	
72	43.98		.475830	138952	VV	0.0000	
73	44.57		.225922	61519	VV	0.0000	
74	44.85		.277791	92368	VV	0.0000	
75	45.57		.313760	248324	VV	0.0000	
76	46.31		.208942	13078	PB	0.0000	

Total Area : 31916556 Total PPB : 100.401

Report Time : 1752 22Feb1993
Method : /DATA/LOOP/METHOD/B5041.MTH
Result File : /DATA/LOOP/RESULT/B5041056.RES

QUANT REPORT

Operator ID: USER1
Output File: ^H8595::A6
Data File: >H8595::A1
Name: 0060;;;CS-75
Misc: 0060008 HP5970H;;;LLW;1;;;H1030

Quant Rev: 7
Quant Time: 930304 10:59
Injected at: 930224 21:58
Dilution Factor: 1.00000
Instrument ID: INST H
BTL#33

ID File: I_PCB::SC
Title: PCB Idfile
Last Calibration: :
Last Qcal Time: 930224 18:15

	Compound	R.T.	Q ion	Area	Conc	Units	q
4)	*Phenanthrene-d10	14.30	187.9	163790	40.00	UG	100
17)	Aroclor-1248 (1)	16.32	292.0	159	3.56	UG	91
18)	Aroclor-1248 (2)	16.32	292.0	159	5.89	UG	91
19)	Aroclor-1248 (3)	17.57	326.0	400	36.66	UG	100
23)	*Chrysene-d12	19.15	240.0	170636	40.00	UG	96
✓24)	Aroclor-1260 (1)	17.85	360.0	361	361.00	NO CALIB	86
✓25)	Aroclor-1260 (2)	18.26	362.0	387	387.00	NO CALIB	96
✓26)	Aroclor-1260 (3)	19.28	394.0	112	112.00	NO CALIB	57

Compound is ISTD

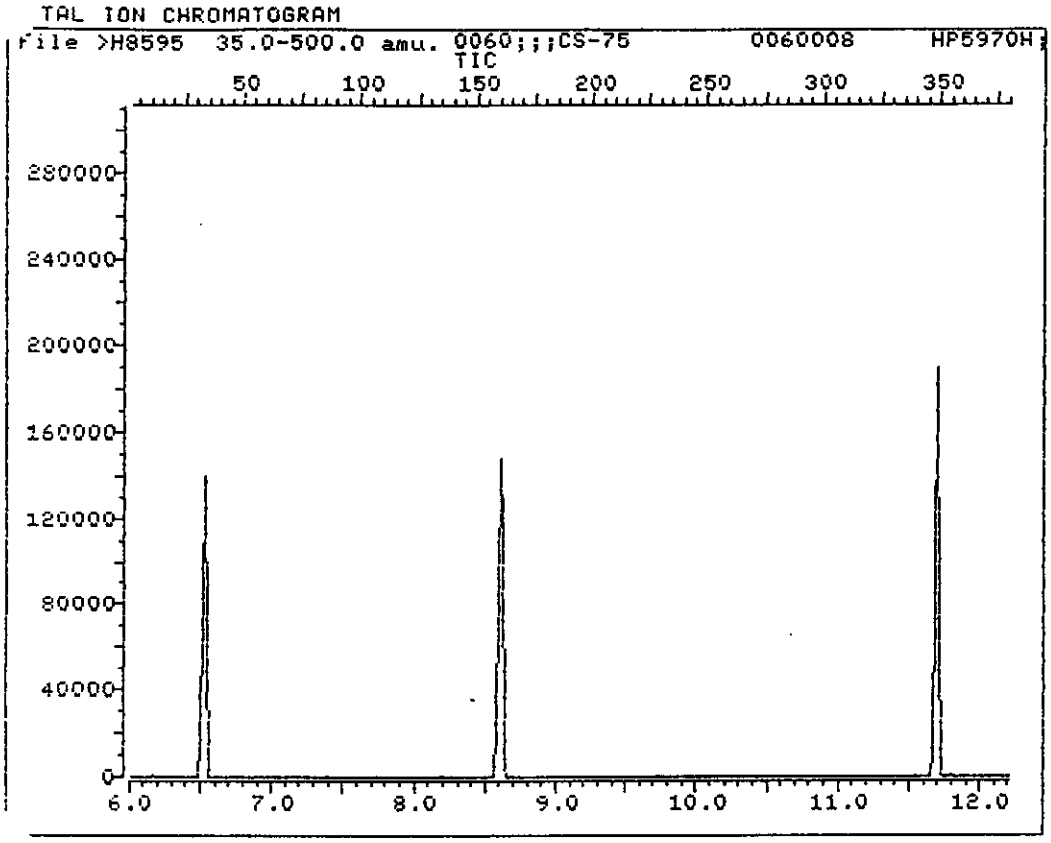

Data File: >H8595::A1 Quant Output File: ^H8595::A6
Name: 0060;;;CS-75 Instrument ID: INST H
Misc: 0060008 HP5970H;;;LLW;1;;;H1030 BTL#33

Id File: I_PCB::SC
Title: PCB Idfile
Last Calibration: : Last Qcal Time: 930224 18:15

Operator ID: USER1
Quant Time : 930304 10:59
Injected at: 930224 21:58

Page 1 of 4

TAL ION CHROMATOGRAM

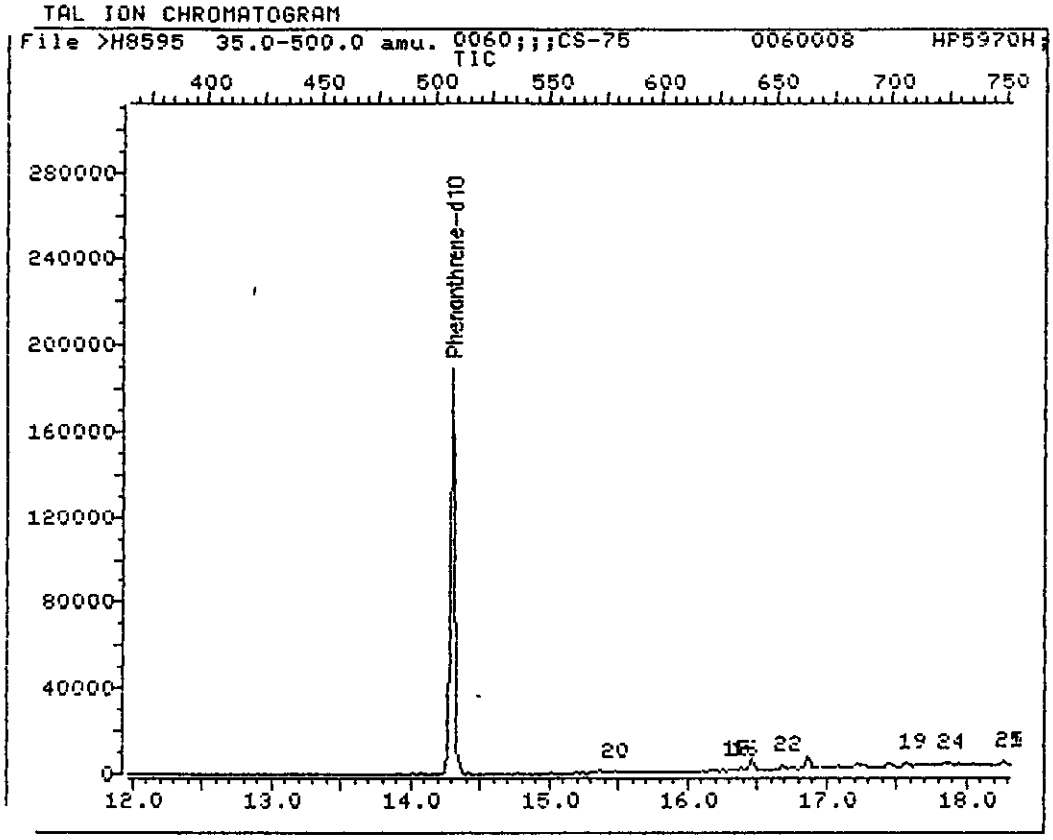

Data File: >H8595::A1 Quant Output File: ^H8595::A6
Name: 0060;;;CS-75 Instrument ID: INST H
Misc: 0060008 HP5970H;;;LLW;1;;;H1030 BTL#33

Id File: I_PCB::SC
Title: PCB Idfile
Last Calibration: : Last Qcal Time: 930224 18:15

Operator ID: USER1
Quant Time : 930304 10:59
Injected at: 930224 21:58

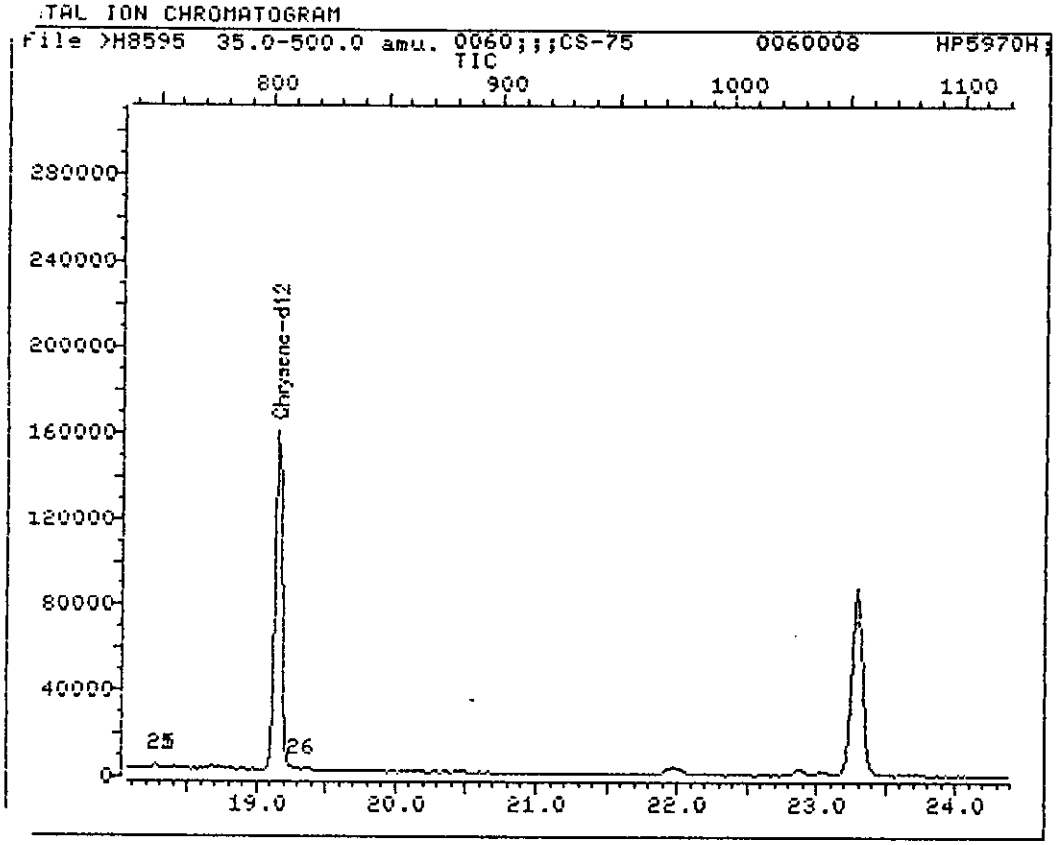

Data File: >H8595::A1 Quant Output File: ^H8595::A6
Name: 0060;;;CS-75 Instrument ID: INST H
Misc: 0060008 HP5970H;;;LLW;1;;;H1030 BTL#33

Id File: I_PCB::SC
Title: PCB Idfile
Last Calibration: : Last Qcal Time: 930224 18:15

Operator ID: USER1
Quant Time : 930304 10:59
Injected at: 930224 21:58

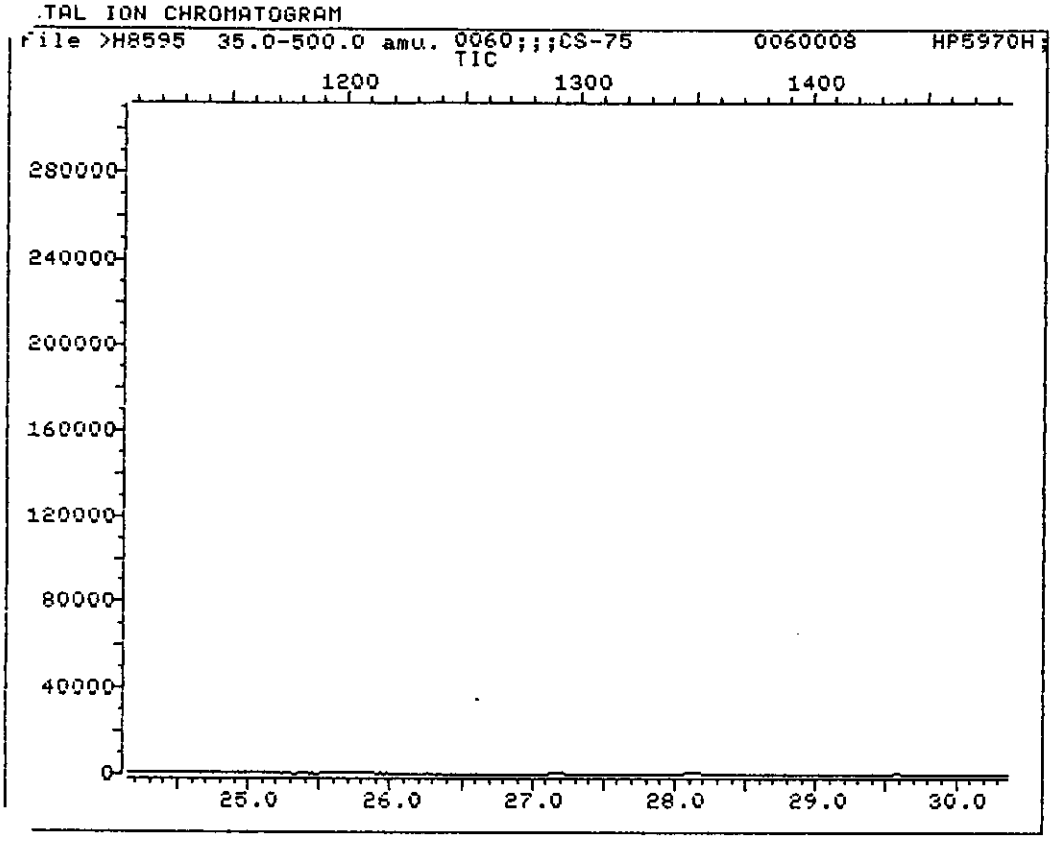

Data File: >H8595::A1 Quant Output File: ^H8595::A6
Name: 0060;;;CS-75 Instrument ID: INST H
Misc: 0060008 HP5970H;;;LLW;1;;;H1030 BTL#33

Id File: I_PCB::SC
Title: PCB Idfile
Last Calibration: : Last Qcal Time: 930224 18:15

Operator ID: USER1
Quant Time : 930304 10:59
Injected at: 930224 21:58

REFERENCE STANDARD SPECTRUM

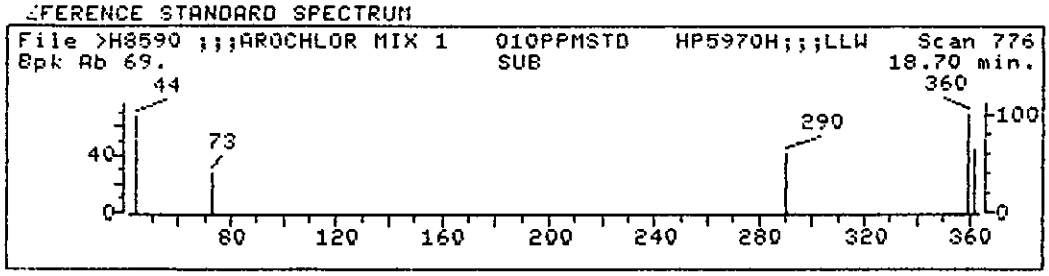

SAMPLE SPECTRUM (BACKGROUND SUBTRACTED)

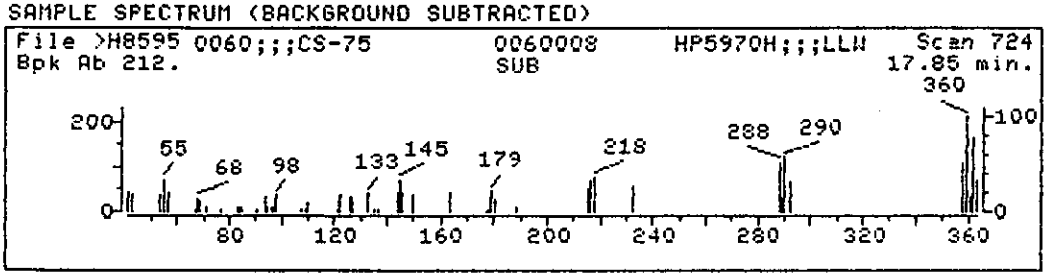

SAMPLE SPECTRUM (UNALTERED)

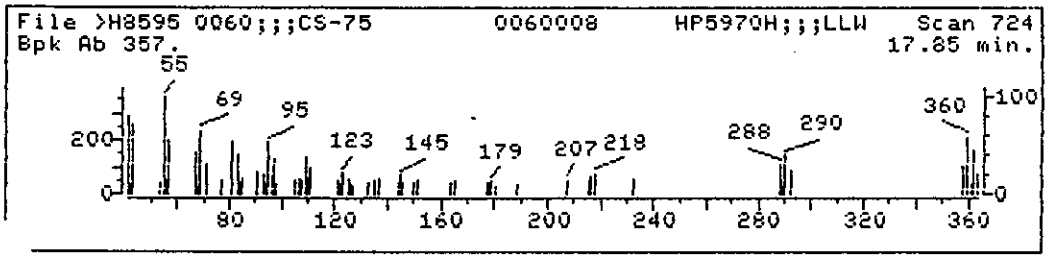

Data File: >H8595::A1 Quant Output File: ^H8595::A6
Name: 0060;;;CS-75 Instrument ID: INST H
Misc: 0060008 HP5970H;;;LLW;1;;;H1030 BTL#33
Quant Time: 930304 10:59 Quant ID File: I_PCB::SC
Injected at: 930224 21:58 Last Calibration: :
Last Qcal Time: 930224 18:15

Compound No : 24
Compound Name : Aroclor-1260 (1)
Scan Number : 724
Retention Time: 17.85 min.
Quant Ion : 360.0
Area : 361
Concentration : 361.00 NO CALIB
q-value : 86

REFERENCE STANDARD SPECTRUM

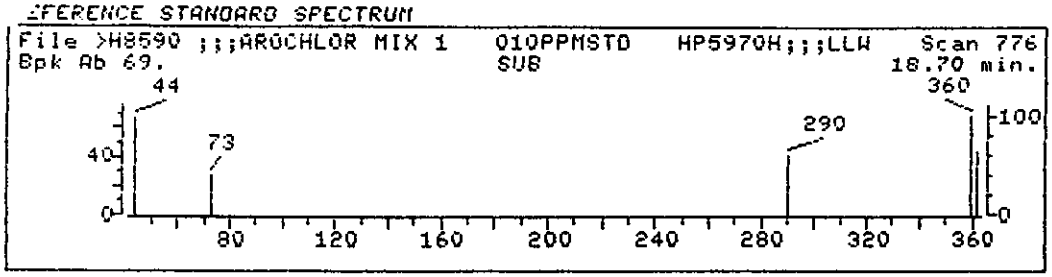

SAMPLE SPECTRUM (BACKGROUND SUBTRACTED)

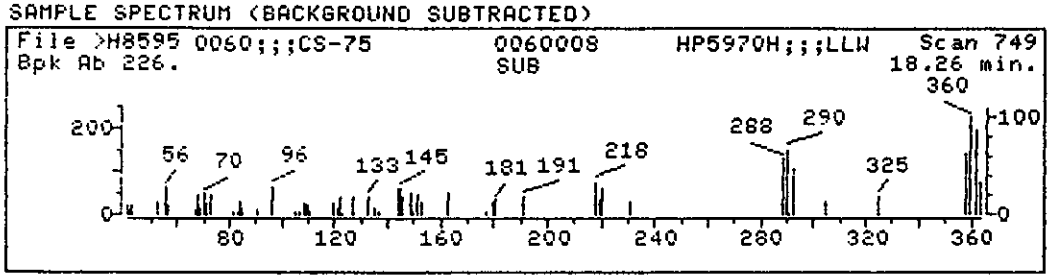

SAMPLE SPECTRUM (UNALTERED)

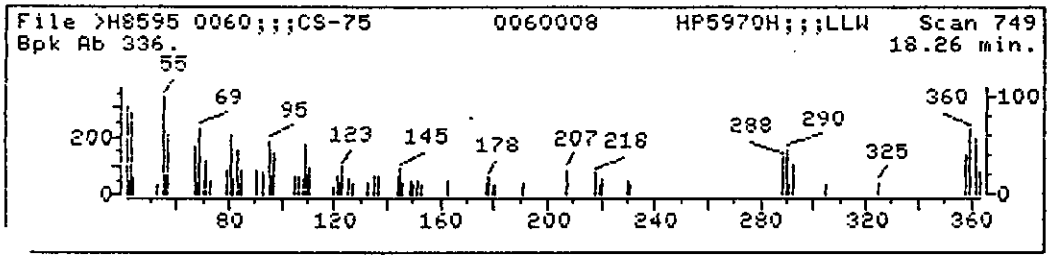

Data File: >H8595::A1 Quant Output File: ^H8595::A6
Name: 0060;;;CS-75 Instrument ID: INST H
Misc: 0060008 HP5970H;;;LLW;1;;;H1030 BTL#33
Quant Time: 930304 10:59 Quant ID File: I_PCB::SC
Injected at: 930224 21:58 Last Calibration: :
Last Qcal Time: 930224 18:15

Compound No : 25
Compound Name : Aroclor-1260 (2)
Scan Number : 749
Retention Time: 18.26 min.
Quant Ion : 362.0
Area : 387
Concentration : 387.00 NO CALIB
q-value : 96

_FERENCE STANDARD SPECTRUM

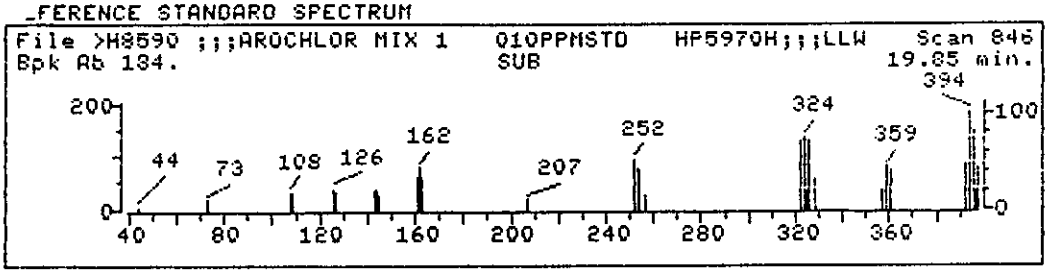

SAMPLE SPECTRUM (BACKGROUND SUBTRACTED)

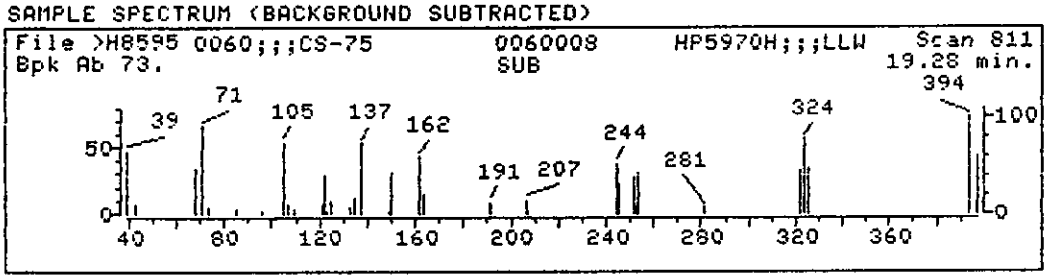

SAMPLE SPECTRUM (UNALTERED)

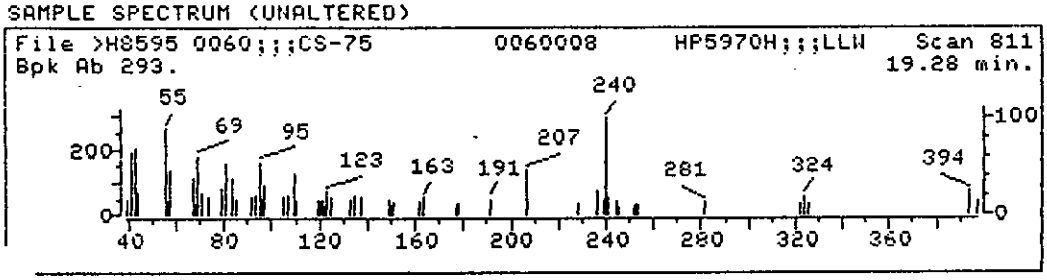

Data File: >H8595::A1 Quant Output File: ^H8595::A6
Name: 0060;;;CS-75 Instrument ID: INST H
Misc: 0060008 HP5970H;;;LLW;1;;;H1030 BTL#33
Quant Time: 930304 10:59 Quant ID File: I_PCB::SC
Injected at: 930224 21:58 Last Calibration: :
Last Qcal Time: 930224 18:15

Compound No : 26
Compound Name : Aroclor-1260 (3)
Scan Number : 811
Retention Time: 19.28 min.
Quant Ion : 394.0
Area : 112
Concentration : 112.00 NO CALIB
q-value : 57

1D
PESTICIDE ORGANICS ANALYSIS DATA SHEET

EPA SAMPLE NO.

CS75DL 0747

Lab Name: IEA/CT Contract:

Lab Code: IIEACT Case No.: 0060 SAS No.: SDG No.: Z0060

Matrix: (soil/water) SOIL Lab Sample ID: 0060008DL

Sample wt/vol: 30.0 (g/mL) G Lab File ID: A1209229.D

% Moisture: 10 decanted: (Y/N) N Date Received: 01/21/93

Extraction: (SepF/Cont/Sonc) SONC Date Extracted: 01/22/93

Concentrated Extract Volume: 5000(uL) Date Analyzed: 02/11/93

Injection Volume: 1.0(uL) Dilution Factor: 100.0

GPC Cleanup: (Y/N) Y pH: 7.7 Sulfur Cleanup: (Y/N) N

CAS NO.	COMPOUND	CONCENTRATION UNITS: (ug/L or ug/Kg) UG/KG	Q
12674-11-2	Aroclor-1016	3700	U
11104-28-2	Aroclor-1221	7400	U
11141-16-5	Aroclor-1232	3700	U
53469-21-9	Aroclor-1242	3700	U
12672-29-6	Aroclor-1248	3700	U
11097-69-1	Aroclor-1254	3700	U
11096-82-5	Aroclor-1260	6900	PD

IEA Pesticide Standard Report

ᶜ ᵐple Name : 0060008 CS-75 DF=100 Inj on 0904 11Feb1993
ᵤlt File :/DATA/LOOP/RESULT/A1209229.RES INSTRUMENT: HP58901A
Column Type : RTX-35 30-Meter,0.53mm ID Inj. Vol. : 1 ul



IEA Pesticide Standard Report

0749

Sample Name : 0060008 CS-75 DF=100
Result File : /DATA/LOOP/RESULT/A1209229.RES
Column Type : RTX-35 30 Meter,0.53mm ID
Instrument : HP58901A
Calculation : ExternalSTD
Run Time : 46.23 Mins. Injected on 0904 11Feb1993
Sequence File : /DATA/LOOP/SEQUENCE/A1209.SEQ
Subseq/Sample : 3/ 31 Bottle no. : 31

Report No :326.10

Inj. Vol. : 1 ul

% Dil-Fact
3333.00

Run Status : RunStatusOK

Pk#	RT	ID-tm	Peak Width	Area	Code	PPB	Name
1	7.35		.113121	55950	VB	0.0000	
2	9.33		.127275	161774	BB	0.0000	
3	21.30		.124480	68463	BB	0.0000	
4	22.95	22.99	.119211	68329	BV	.6923	~~Aldrin~~
5	23.12		.133104	26906	VB	0.0000	
6	24.09		.115929	27219	BB	0.0000	
7	25.18		.152382	38941	BV	0.0000	
8	25.36		.092357	17181	VV	0.0000	
9	25.52		.095742	229716	VV	0.0000	
[illegible]	25.68	25.72	.092593	68058	VV	.6995	~~gamma-Chlordane~~
[illegible]	25.88		.122658	350708	VV	0.0000	
12	26.09		.156345	209629	VV	0.0000	
13	26.48		.087210	72179	VV	0.0000	
14	26.85		.106003	101267	BV	0.0000	
15	27.04		.111164	194856	VV	0.0000	
16	27.22	27.15	.092737	78434	VV	.8732	~~Dieldrin~~
17	27.36		.150575	621311	VV	0.0000	
18	27.60		.117767	142307	VV	0.0000	
19	27.87		.144501	681288	VV	0.0000	
20	28.04		.106110	143975	VV	0.0000	
21	28.23		.150655	626393	VV	0.0000	
22	28.74		.105142	167716	VV	0.0000	
23	28.94		.165004	438190	VV	0.0000	
24	29.24		.111726	239113	VV	0.0000	
25	29.36	29.32	.112072	543469	VV	8.4180	~~4,4'-DDT~~
26	29.54	29.50	.113234	234379	VV	3.9650	~~Endrin aldehyde~~
27	29.72		.156328	195484	VV	0.0000	
28	30.16		.098524	19681	VB	0.0000	
29	30.65	#41260	.128238	287632	BV	0.0000	
30	30.95		.148031	181902	VV	0.0000	
31	31.27		.201518	595361	VV	0.0000	
32	32.85		.133231	90023	PV	0.0000	
33	33.08		.198029	281381	VV	0.0000	
34	35.36		.216335	47418	BV	0.0000	
[illegible]	35.82		.381187	201291	VB	0.0000	
[illegible]	40.63	#40.67	.700157	61178	BV	.5124	~~Decachlorobiphenyl~~
37	40.93		.424842	49806	VB	0.0000	

adr 2/25

Total Area : 7618908 Total PPB : 15.160

Report Time : 2104 11Feb1993
Method : /DATA/LOOP/METHOD/A1209_229.MT
IEA Pesticide Standard Report
ult File : /DATA/LOOP/RESULT/A1209229.RES

IEA Pesticide Standard Report

ᵔ ᵐple Name : 0060008 CS-75 DF=100 Inj on 1308 22Feb1993
ᵢult File :/DATA/LOOP/RESULT/B5041053.RES INSTRUMENT: HP58905B
Column Type : DB-1701 30-Meter,0.53mm ID Inj. Vol. : 1 ul



IEA Pesticide Standard Report

ıple Name : 0060008 CS-75 DF=100 Report No : 6.00
Result File : /DATA/LOOP/RESULT/B5041053.RES
Column Type : DB-1701 30 Meter,0.53mm ID Inj. Vol. : 1 ul
Instrument : HP58905B
Calculation : ExternalSTD
Run Time : 46.50 Mins. Injected on 1308 22Feb1993
Sequence File : /DATA/LOOP/SEQUENCE/B5041.SEQ
Subseq/Sample : 1/ 53 Bottle no. : 53

% Dil-Fact
3333.00

Run Status : RunStatusOK
EndOffBaseline
NoReference

Pk#	RT	ID-tm	Peak Width	Area	Code	PPB	Name
1	6.52		.069251	18552	VB	0.0000	
2	7.81		.079421	61632	BB	0.0000	
3	15.32		.160752	41386	BB	0.0000	
4	16.95		.145024	12703	BB	0.0000	
5	19.22		.242582	21598	BB	0.0000	
6	20.11		.208841	136247	BV	0.0000	
7	20.42		.229358	29829	VB	0.0000	
8	21.35		.197119	31650	BV	0.0000	
9	21.90		.203189	165716	VV	0.0000	
10	22.12		.176945	70188	VV	0.0000	
11	22.52		.283885	76485	VB	0.0000	
12	24.03		.235276	86630	VV	0.0000	
13	24.72		.183664	104077	VV	0.0000	
14	24.90		.214771	99127	VV	0.0000	
15	25.49		.186939	282857	VV	0.0000	
16	25.98	25.94	.404383	128902	VV	4.5202	~~Dieldrin~~
17	26.57		.189392	239362	VV	0.0000	
18	26.87		.223777	55224	VV	0.0000	
19	27.26	27.29	.221009	248068	VV	9.4437	~~Endrin~~
20	27.71		.277115	113304	VV	0.0000	
21	28.15		.214397	318276	VV	0.0000	
22	28.86		.246702	195194	VV	0.0000	
23	29.22		.162229	101462	VV	0.0000	
24	29.40		.211218	145847	VV	0.0000	
25	29.90		.216678	82165	VV	0.0000	
26	30.24		.204026	400244	VV	0.0000	
27	30.48	30.42	.172007	138001	VV	5.0108	~~Endosulfan II~~
28	30.74		.222749	148109	VV	0.0000	
29	31.58		.334225	114624	VV	0.0000	
30	32.20		.254519	320354	VV	0.0000	
31	32.61		.415707	294104	VV	0.0000	
32	33.39		.205030	115178	VV	0.0000	
33	33.78		.228792	308974	VV	0.0000	
34	35.28		.107535	22284	BV	0.0000	
35	35.55		.166929	141117	VB	0.0000	
36	36.70		.214803	35167	BV	0.0000	
37	37.26		.134632	15289	VV	0.0000	
38	37.85		.202746	62237	PV	0.0000	

Axlrlec

ah3/1

IEA Pesticide Standard Report

Pk#	RT	ID-tm	Peak Width	Area	Code	PPB	Name
)	38.47		.110891	28769	PV	0.0000	
40	40.85		.244669	41083	VV	0.0000	
41	41.83		.201520	34566	VB	0.0000	
42	42.50		.260326	30050	BB	0.0000	
43	45.57		.261308	19078	BV	0.0000	

Total Area : 5135708 Total PPB : 18.975

Report Time : 1358 22Feb1993
Method : /DATA/LOOP/METHOD/B5041.MTH
Result File : /DATA/LOOP/RESULT/B5041053.RES

1D
PESTICIDE ORGANICS ANALYSIS DATA SHEET

EPA SAMPLE NO.

S103 0754

Lab Name: IEA/CT Contract:

Lab Code: IIEACT Case No.: 0060 SAS No.: SDG No.: Z0060

Matrix: (soil/water) SOIL Lab Sample ID: 0060009

Sample wt/vol: 30.0 (g/mL) G Lab File ID: A1209231.D

% Moisture: 9 decanted: (Y/N) N Date Received: 01/21/93

Extraction: (SepF/Cont/Sonc) SONC Date Extracted: 01/22/93

Concentrated Extract Volume: 5000(uL) Date Analyzed: 02/11/93

Injection Volume: 1.0(uL) Dilution Factor: 100.0

GPC Cleanup: (Y/N) Y pH: 7.1 Sulfur Cleanup: (Y/N) N

CAS NO.	COMPOUND	CONCENTRATION UNITS: (ug/L or ug/Kg) UG/KG	Q
12674-11-2	Aroclor-1016	3600	U
11104-28-2	Aroclor-1221	7400	U
11141-16-5	Aroclor-1232	3600	U
53469-21-9	Aroclor-1242	3600	U
12672-29-6	Aroclor-1248	3600	U
11097-69-1	Aroclor-1254	3600	U
11096-82-5	Aroclor-1260	40000	P

IEA Pesticide Standard Report

Sample Name : 0060009 S-103 DF=100 Inj on 1058 11Feb1993
Result File :/DATA/LOOP/RESULT/A1209231.RES INSTRUMENT: HP58901A
Column Type : RTX-35 30-Meter,0.53mm ID Inj. Vol. : 1 ul

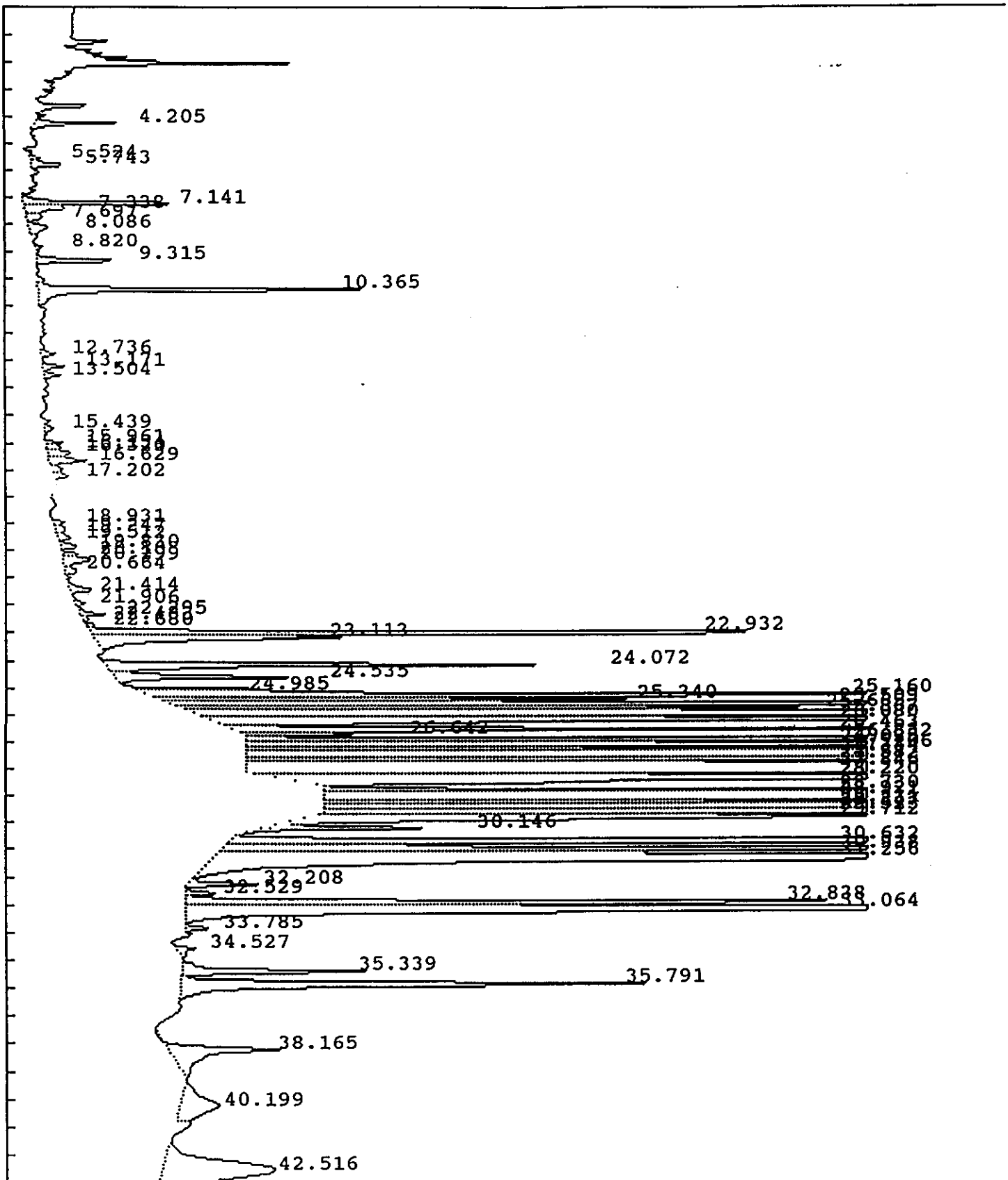

IEA Pesticide Standard Report

Sample Name : 0060009 S-103 DF=100 Inj on 1058 11Feb1993
Result File :/DATA/LOOP/RESULT/A1209231.RES INSTRUMENT: HP58901A
Column Type : RTX-35 30-Meter,0.53mm ID Inj. Vol. : 1 ul



IEA Pesticide Standard Report

ıple Name : 0060009 S-103 DF=100 Report No :328.10
Result File : /DATA/LOOP/RESULT/A1209231.RES
Column Type : RTX-35 30 Meter,0.53mm ID Inj. Vol. : 1 ul
Instrument : HP58901A
Calculation : ExternalSTD
Run Time : 46.27 Mins. Injected on 1058 11Feb1993
Sequence File : /DATA/LOOP/SEQUENCE/A1209.SEQ
Subseq/Sample : 3/ 33 Bottle no. : 33

% Dil-Fact
3333.00

Run Status : NoReference
SignalOverload

Pk#	RT	ID-tm	Peak Width	Area	Code	PPB	Name
1	4.20		.091812	112143	BV	0.0000	
2	5.52		.119280	15836	PV	0.0000	
3	5.74		.141139	61794	VV	0.0000	
4	7.14		.109631	276051	PV	0.0000	
5	7.34		.173799	97500	VV	0.0000	
6	7.70		.243156	49337	VV	0.0000	
7	8.09		.293391	69285	VV	0.0000	
8	8.82		.183601	18837	PB	0.0000	
9	9.31		.121218	136825	BV	0.0000	
0	10.36		.131741	620853	VV	0.0000	
11	12.74	12.77	.161091	26971	VV	.2841	~~Tetrachloro-m xylene~~
12	13.17		.136984	39692	PV	0.0000	
13	13.50		.136179	28162	VV	0.0000	
14	15.44		.204574	21664	VB	0.0000	
15	15.96		.113900	26010	BV	0.0000	
16	16.13		.131598	26661	VV	0.0000	
17	16.32		.204739	58122	VV	0.0000	
18	16.63		.185280	86490	VV	0.0000	
19	17.20		.154878	32326	VB	0.0000	
20	18.93		.151378	24141	BV	0.0000	
21	19.25		.255320	32567	VV	0.0000	
22	19.51		.189617	32652	VV	0.0000	
23	19.83		.179949	37528	VB	0.0000	
24	20.11		.125667	26270	BV	0.0000	
25	20.30		.224967	73979	VV	0.0000	
26	20.66		.226050	32277	VB	0.0000	
27	21.41		.185190	52738	VB	0.0000	
28	21.91		.166584	20135	BV	0.0000	
29	22.30		.125306	41444	VV	0.0000	
30	22.48		.090673	10137	VV	0.0000	
31	22.68		.115544	14684	PV	0.0000	
32	22.93		.113372	1214525	VV	0.0000	
33	23.11		.156745	507151	VV	0.0000	
34	24.07		.116962	739272	BV	0.0000	
5	24.53		.123235	315613	VV	0.0000	
36	24.99		.089013	190861	PV	0.0000	
37	25.16		.111683	1387298	VV	0.0000	
38	25.34		.100079	628741	VV	0.0000	
39	25.51		.097224	2740063	VV	0.0000	

ach 2/25

IEA Pesticide Standard Report

Pk#	RT	ID-tm	Peak Width	Area	Code	PPB	Name
)	25.66	25.72	.090539	761379	VV	7.8249	~~gamma-Chlordane~~
41	25.87		.111401	4212617	VV	0.0000	
42	26.08		.125085	2273996	VV	0.0000	
43	26.46		.090798	1009173	VV	0.0000	
44	26.64		.077758	163672	VB	0.0000	
45	26.83		.098095	1292752	BV	0.0000	
46	27.03		.096289	2543286	VV	0.0000	
47	27.21	27.15	.080783	891735	VV	9.9275	~~Dieldrin~~
48	27.34		.123286	7052470	GS	0.0000	
49	27.58		.133589	1344772	HS	0.0000	
50	27.85		.177990	9314658	HS	0.0000	
51	28.22		.114905	5274181	HS	0.0000	
52	28.73		.082420	1323510	BV	0.0000	
53	28.92		.160032	4935183	VV	0.0000	
54	29.23		.096293	2227833	GV	0.0000	
55	29.35	29.32	.105506	5951118	GS	92.1796	~~4,4'-DDT~~
56	29.52	29.50	.107881	2105191	HS	35.6133	~~Endrin aldehyde~~
57	29.71		.141138	1823958	HS	0.0000	
58	30.15	At 1260	.089706	217154	BT	0.0000	
59	30.63		.116188	3097039	BV	0.0000	
60	30.94		.135863	2134561	VV	0.0000	
61	31.26		.149741	5504362	VV	0.0000	
62	32.21		.106127	97747	VB	0.0000	
63	32.53		.112000	47446	BV	0.0000	
64	32.84		.135415	1201690	VV	0.0000	
65	33.06		.173987	3069434	VB	0.0000	
	33.79		.117403	35490	BB	0.0000	
67	34.53		.217106	52166	BB	0.0000	
68	35.34		.158924	372488	BV	0.0000	
69	35.79		.188911	1096638	VB	0.0000	
70	38.16		.339082	463042	BB	0.0000	
71	40.20		.732387	340673	BV	0.0000	
72	42.52		.799266	1067033	VV	0.0000	

Total Area : 83225120 Total PPB : 145.829

Report Time : 2110 11Feb1993
Method : /DATA/LOOP/METHOD/A1209_231.MT
Result File : /DATA/LOOP/RESULT/A1209231.RES

IEA Pesticide Standard Report

mple Name : 0060009 S-103 DF=100 Inj on 1851 22Feb1993
sult File :/DATA/LOOP/RESULT/B5041058.RES INSTRUMENT: HP58905B
Column Type : DB-1701 30-Meter,0.53mm ID Inj. Vol. : 1 ul



IEA Pesticide Standard Report

mple Name : 0060009 S-103 DF=100 Inj on 1851 22Feb1993
sult File :/DATA/LOOP/RESULT/B5041058.RES INSTRUMENT: HP58905B
Column Type : DB-1701 30-Meter,0.53mm ID Inj. Vol. : 1 ul

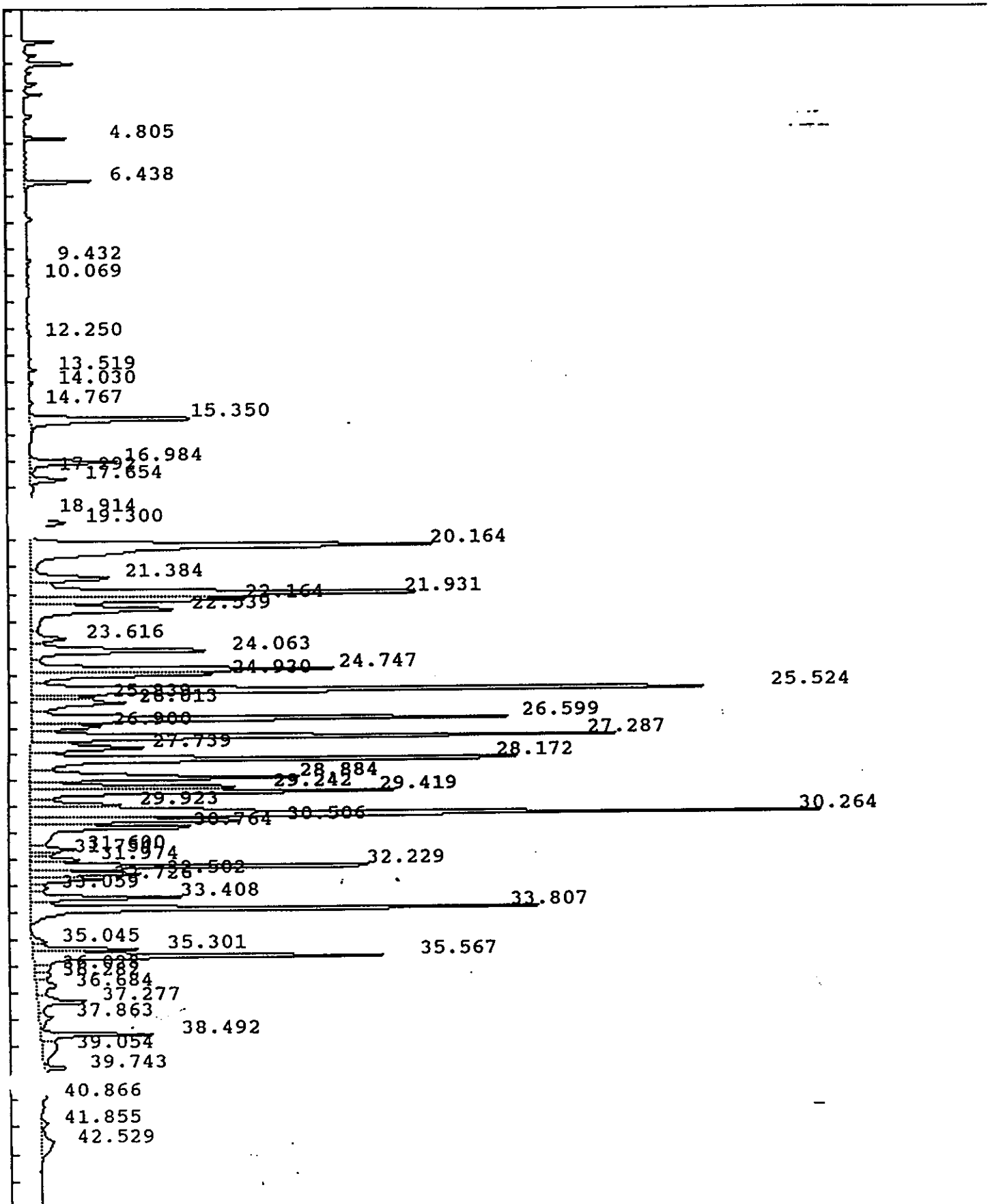

IEA Pesticide Standard Report

ıple Name : 0060009 S-103 DF=100 Report No : 11.00
Result File : /DATA/LOOP/RESULT/B5041058.RES
Column Type : DB-1701 30 Meter,0.53mm ID Inj. Vol. : 1 ul
Instrument : HP58905B
Calculation : ExternalSTD
Run Time : 46.52 Mins. Injected on 1851 22Feb1993
Sequence File : /DATA/LOOP/SEQUENCE/B5041.SEQ
Subseq/Sample : 1/ 58 Bottle no. : 58

% Dil-Fact
3333.00

Run Status : RunStatusOK
EndOffBaseline
NoReference

Pk#	RT	ID-tm	Peak Width	Area	Code	PPB	Name
1	4.80		.053956	72133	VV	0.0000	
2	6.44		.070172	170848	BB	0.0000	
3	9.43		.090932	13110	BV	0.0000	
4	10.07		.106326	7019	BV	0.0000	
5	12.25		.122836	7056	VV	0.0000	
6	13.52		.093590	14498	BV	0.0000	
7	14.03		.092337	9806	BV	0.0000	
8	14.77		.140491	11132	BB	0.0000	
9	15.35		.172588	680130	BB	0.0000	
10	16.98		.158520	297855	BV	0.0000	
11	17.29		.167648	17769	VV	0.0000	
12	17.65		.163405	129990	VV	0.0000	
13	18.91		.190549	33986	PV	0.0000	
14	19.30	19.32	.247736	184451	VV	8.2195	~~delta-BHC~~
15	20.16		.276607	2307627	VV	0.0000	
16	21.38		.213033	365773	VV	0.0000	
17	21.93		.203749	1742921	VV	0.0000	
18	22.16		.183061	818550	VV	0.0000	
19	22.54		.266094	818590	VV	0.0000	
20	23.62	23.67	.214945	158630	VV	4.3886	~~gamma-Chlordane~~
21	24.06	24.12	.200968	785775	VV	20.3475	~~alpha-Chlordane~~
22	24.75		.166612	1061231	VV	0.0000	
23	24.93		.180247	699842	VV	0.0000	
24	25.52		.167327	2597910	VV	0.0000	
25	25.84		.143761	195445	VV	0.0000	ar3/1
26	26.01		.225646	451249	VV	0.0000	
27	26.60		.168215	1754147	VV	0.0000	
28	26.90		.174589	267866	VV	0.0000	
29	27.29	27.29	.171671	2152626	VV	81.9480	~~Endrin~~
30	27.74		.216559	514990	VV	0.0000	
31	28.17		.165499	1922023	VV	0.0000	
32	28.88		.191641	1107649	VV	0.0000	
33	29.24		.142379	683172	VV	0.0000	
4	29.42		.157881	1249530	VV	0.0000	
35	29.92		.157774	299294	VV	0.0000	
36	30.26		.178281	3024710	VV	0.0000	
37	30.51		.145119	721862	VV	0.0000	
38	30.76		.202536	790800	VV	0.0000	

IEA Pesticide Standard Report

0762

#	RT	ID-tm	Peak Width	Area	Code	PPB	Name
	31.60		.160520	155790	VV	0.0000	
40	31.75		.125905	70583	VV	0.0000	
41	31.97		.153435	166347	VV	0.0000	
42	32.23		.135304	1150317	VV	0.0000	
43	32.50		.147490	384506	VV	0.0000	
44	32.73	32.78	.167865	257421	VV	15.7717	~~Endrin aldehyde~~
45	33.06		.217536	77391	VV	0.0000	
46	33.41	Ae1260	.141823	486645	VV	0.0000	ar3/1
47	33.81		.141469	1654994	VV	0.0000	
48	35.04		.223478	66382	PV	0.0000	
49	35.30		.125867	308831	VV	0.0000	
50	35.57		.155402	1243004	VV	0.0000	
51	36.03		.195032	64050	VV	0.0000	
52	36.28		.228672	76518	VV	0.0000	
53	36.68		.388482	160961	VV	0.0000	
54	37.28		.197258	241766	VV	0.0000	
55	37.86		.300322	89457	VV	0.0000	
56	38.49		.132810	356296	VV	0.0000	
57	39.05		.593163	174347	VV	0.0000	
58	39.74		.132233	74855	VB	0.0000	
59	40.87		.193584	17425	VV	0.0000	
60	41.86		.232271	31557	PV	0.0000	
61	42.53		.628975	161743	VV	0.0000	
62	45.60		.433972	66200	PB	0.0000	

Total Area : 35679392 Total PPB : 130.675

Report Time : 1944 22Feb1993
Method : /DATA/LOOP/METHOD/B5041.MTH
Result File : /DATA/LOOP/RESULT/B5041058.RES

1D
PESTICIDE ORGANICS ANALYSIS DATA SHEET

EPA SAMPLE NO.

S103DL

Lab Name: IEA/CT Contract:

Lab Code: IIEACT Case No.: 0060 SAS No.: SDG No.: Z0060

Matrix: (soil/water) SOIL Lab Sample ID: 0060009DL

Sample wt/vol: 30.0 (g/mL) G Lab File ID: A1209317.D 0763

% Moisture: 9 decanted: (Y/N) N Date Received: 01/21/93

Extraction: (SepF/Cont/Sonc) SONC Date Extracted: 01/22/93

Concentrated Extract Volume: 5000(uL) Date Analyzed: 02/16/93

Injection Volume: 1.0(uL) Dilution Factor: 1000.0

GPC Cleanup: (Y/N) Y pH: 7.1 Sulfur Cleanup: (Y/N) N

CAS NO.	COMPOUND	CONCENTRATION UNITS: (ug/L or ug/Kg) UG/KG	Q
12674-11-2	Aroclor-1016	36000	U
11104-28-2	Aroclor-1221	74000	U
11141-16-5	Aroclor-1232	36000	U
53469-21-9	Aroclor-1242	36000	U
12672-29-6	Aroclor-1248	36000	U
11097-69-1	Aroclor-1254	36000	U
11096-82-5	Aroclor-1260	65000	PD

IEA Pesticide Standard Report

Sample Name : 0060009 S-103 DF=1000 Inj on 0603 16Feb1993

Result File :/DATA/LOOP/RESULT/A1209317.RES INSTRUMENT: HP58901A

Column Type : RTX-35 30-Meter,0.53mm ID Inj. Vol. : 1 ul



IEA Pesticide Standard Report

mple Name : 0060009 S-103 DF=1000 Report No :421.10
Result File : /DATA/LOOP/RESULT/A1209317.RES
Column Type : RTX-35 30 Meter,0.53mm ID Inj. Vol. : 1 ul
Instrument : HP58901A
Calculation : ExternalSTD
Run Time : 46.25 Mins. Injected on 0603 16Feb1993
Sequence File : /DATA/LOOP/SEQUENCE/A1209.SEQ
Subseq/Sample : 4/ 20 Bottle no. : 20

0765

% Dil-Fact
3333.00

Run Status : RunStatusOK
NoReference

Pk#	RT	ID-tm	Peak Width	Area	Code	PPB	Name
1	7.17		.154166	54070	PV	0.0000	
2	7.37		.131609	38970	VV	0.0000	
3	8.31		.216993	13120	BV	0.0000	
4	9.35		.148013	99297	BB	0.0000	
5	10.40		.101133	41316	BV	0.0000	
6	22.97	22.99	.118982	183138	BV	1.8555	~~Aldrin~~
7	23.14		.171722	84595	VB	0.0000	
8	24.11		.125055	97058	BV	0.0000	
9	24.57		.131280	37375	VB	0.0000	
10	25.02	25.07	.079269	13252	BV	.1453	~~Heptachlor epoxide~~
11	25.20		.122924	149411	VV	0.0000	
12	25.37		.099087	66420	VV	0.0000	
13	25.54		.102049	395773	VV	0.0000	
14	25.70	25.72	.089998	106005	VV	1.0894	~~gamma-Chlordane~~
15	25.90		.124236	574405	VV	0.0000	
16	26.11		.138133	307007	VV	0.0000	
17	26.49		.094857	141567	VV	0.0000	
18	26.67		.078164	19175	VB	0.0000	
19	26.86	26.93	.097122	146619	BV	1.8411	~~4,4'-DDE~~
20	27.06		.102738	278141	VV	0.0000	
21	27.24		.084666	99000	VV	0.0000	
22	27.37		.142893	843780	VV	0.0000	
23	27.61		.110582	154464	VV	0.0000	
24	27.88		.153038	953791	VV	0.0000	
25	28.06		.094548	147188	VV	0.0000	
26	28.25		.142584	719952	VV	0.0000	
27	28.76		.103000	179894	VV	0.0000	
28	28.96		.165678	568046	VV	0.0000	
29	29.26	29.32	.113744	294566	VV	4.5627	~~4,4'-DDT~~
30	29.38		.111038	643575	VV	0.0000	
31	29.55	29.50	.113604	288734	VV	4.8845	~~Endrin aldehyde~~
32	29.74		.166558	255349	VV	0.0000	
33	30.18	A1260	.145644	51078	VB	0.0000	
34	30.67		.122409	301930	BV	0.0000	
35	30.97		.145409	190393	VV	0.0000	
36	31.29		.163322	481901	VB	0.0000	
37	32.88		.140595	99154	VV	0.0000	
38	33.11		.194037	252862	VB	0.0000	
39	35.40		.170599	38462	BV	0.0000	

ah 2/28

IEA Pesticide Standard Report

Pk#	RT	ID-tm	Peak Width	Area	Code	PPB	Name
)	35.85		.211275	113988	VB	0.0000	

0766

Total Area : 9524824 Total PPB : 14.379

Report Time : 1804 16Feb1993
Method : /DATA/LOOP/METHOD/A1209_317.MT
Result File : /DATA/LOOP/RESULT/A1209317.RES

IEA Pesticide Standard Report

mple Name : 0060009 S-103 DF=1000 Inj on 1756 22Feb1993
sult File :/DATA/LOOP/RESULT/B5041057.RES INSTRUMENT: HP58905B
Column Type : DB-1701 30-Meter,0.53mm ID Inj. Vol. : 1 ul

0767

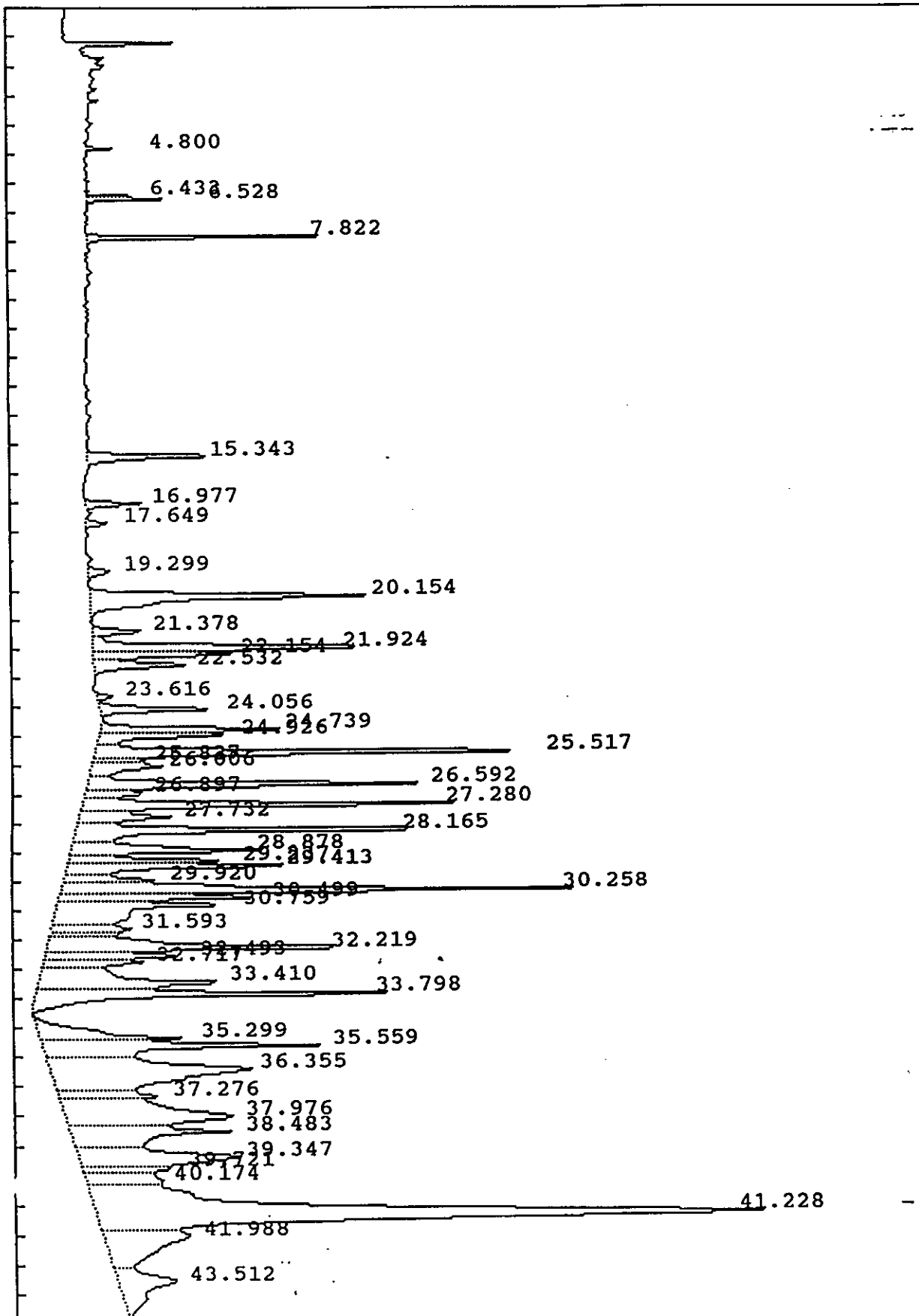

IEA Pesticide Standard Report

ple Name : 0060009 S-103 DF=1000 Report No : 10.00
Result File : /DATA/LOOP/RESULT/B5041057.RES
Column Type : DB-1701 30 Meter,0.53mm ID Inj. Vol. : 1 ul
Instrument : HP58905B
Calculation : ExternalSTD
Run Time : 46.50 Mins. Injected on 1756 22Feb1993
Sequence File : /DATA/LOOP/SEQUENCE/B5041.SEQ
Subseq/Sample : 1/ 57 Bottle no. : 57

% Dil-Fact
3333.00

Run Status : RunStatusOK
EndOffBaseline
NoReference

Pk#	RT	ID-tm	Peak Width	Area	Code	PPB	Name
1	4.80		.059508	8970	BB	0.0000	
2	6.43		.058951	15414	BV	0.0000	
3	6.53		.066598	25698	VB	0.0000	
4	7.82	7.87	.075587	90644	BB	2.0632	~~Tetrachloro-m-xylene~~
5	15.34		.165184	87330	BB	0.0000	
6	16.98		.148405	32355	BV	0.0000	
7	17.65		.147712	12364	BB	0.0000	
8	19.30	19.32	.220619	18123	BB	.8076	~~delta-BHC~~
9	20.15		.267816	279582	BB	0.0000	
10	21.38		.191520	36991	BV	0.0000	
11	21.92		.197118	212650	VV	0.0000	
12	22.15		.177882	93792	VV	0.0000	
13	22.53		.223641	79968	VB	0.0000	
14	23.62	23.67	.155437	10149	BV	.2808	~~gamma-Chlordane~~
15	24.06	24.12	.177892	78673	VB	2.0372	~~alpha-Chlordane~~
16	24.74		.163335	111826	BV	0.0000	
17	24.93		.202179	95884	VV	0.0000	
18	25.52		.176391	303967	VV	0.0000	
19	25.83		.149931	30571	VV	0.0000	
20	26.01	25.94	.252780	68575	VV	2.4047	~~Dieldrin~~
21	26.59		.174947	227838	VV	0.0000	
22	26.90		.199003	44913	VV	0.0000	
23	27.28	27.29	.186343	273253	VV	10.4024	~~Endrin~~
24	27.73		.251814	88752	VV	0.0000	
25	28.16		.190836	282861	VV	0.0000	
26	28.88		.230143	174002	VV	0.0000	
27	29.24		.160347	96523	VV	0.0000	
28	29.41		.199213	172043	VV	0.0000	
29	29.92		.192247	65683	VV	0.0000	
30	30.26		.195541	385586	VV	0.0000	
31	30.50		.166853	130524	VV	0.0000	
32	30.76		.409594	268526	VV	0.0000	
33	31.59		.206407	62606	VV	0.0000	
4	32.22		.238985	301179	VV	0.0000	
35	32.49	AU1260	.182902	96618	VV	0.0000	
36	32.72	32.78	.240322	91075	VV	5.5800	~~Endrin aldehyde~~
37	33.41		.391572	280156	VV	0.0000	
38	33.80		.201442	290779	VV	0.0000	

ars/1

IEA Pesticide Standard Report

#	RT	ID-tm	Peak Width	Area	Code	PPB	Name
39	35.30		.298659	162458	PV	0.0000	
40	35.56		.269186	295474	VV	0.0000	
41	36.36	36.39	.718703	537833	VV	20.9263	~~Endrin ketone~~ ars/1
42	37.28		.262457	100964	VV	0.0000	
43	37.98		.657798	408047	VV	0.0000	
44	38.48		.413870	257619	VV	0.0000	
45	39.35		.463303	281112	VV	0.0000	
46	39.72		.210566	71148	VV	0.0000	
47	40.17		.381214	109905	VV	0.0000	
48	41.23		.524968	1308595	VV	0.0000	
49	41.99		.791580	255271	VV	0.0000	
50	43.51		.777297	172876	VV	0.0000	
51	45.44		.511803	66068	VV	0.0000	
52	46.37		.204762	2141	PB	0.0000	

Total Area : 9055956 Total PPB : 44.502

Report Time : 1846 22Feb1993
Method : /DATA/LOOP/METHOD/B5041.MTH
Result File : /DATA/LOOP/RESULT/B5041057.RES

1D
PESTICIDE ORGANICS ANALYSIS DATA SHEET

EPA SAMPLE NO.

CS51

Lab Name: IEA/CT Contract:

Lab Code: IIEACT Case No.: 0060 SAS No.: SDG No.: Z0060

Matrix: (soil/water) SOIL Lab Sample ID: 0060010

Sample wt/vol: 30.0 (g/mL) G Lab File ID: A1209273.D

0770

% Moisture: 13 decanted: (Y/N) N Date Received: 01/21/93

Extraction: (SepF/Cont/Sonc) SONC Date Extracted: 01/22/93

Concentrated Extract Volume: 5000(uL) Date Analyzed: 02/13/93

Injection Volume: 1.0(uL) Dilution Factor: 1.0

GPC Cleanup: (Y/N) Y pH: 5.4 Sulfur Cleanup: (Y/N) N

CAS NO.	COMPOUND	CONCENTRATION UNITS: (ug/L or ug/Kg) UG/KG	Q
12674-11-2	Aroclor-1016	38	U
11104-28-2	Aroclor-1221	77	U
11141-16-5	Aroclor-1232	38	U
53469-21-9	Aroclor-1242	38	U
12672-29-6	Aroclor-1248	38	U
11097-69-1	Aroclor-1254	38	U
11096-82-5	Aroclor-1260	1100	P

IEA Pesticide Standard Report

Sample Name : 0060010 CS-51 Inj on 0701 13Feb1993

Result File :/DATA/LOOP/RESULT/A1209273.RES INSTRUMENT: HP58901A

Column Type : RTX-35 30-Meter,0.53mm ID Inj. Vol. : 1 ul

0771



IEA Pesticide Standard Report

Sample Name : 0060010 CS-51 Inj on 0701 13Feb1993
sult File :/DATA/LOOP/RESULT/A1209273.RES INSTRUMENT: HP58901A
Column Type : RTX-35 30-Meter,0.53mm ID Inj. Vol. : 1 ul

0772

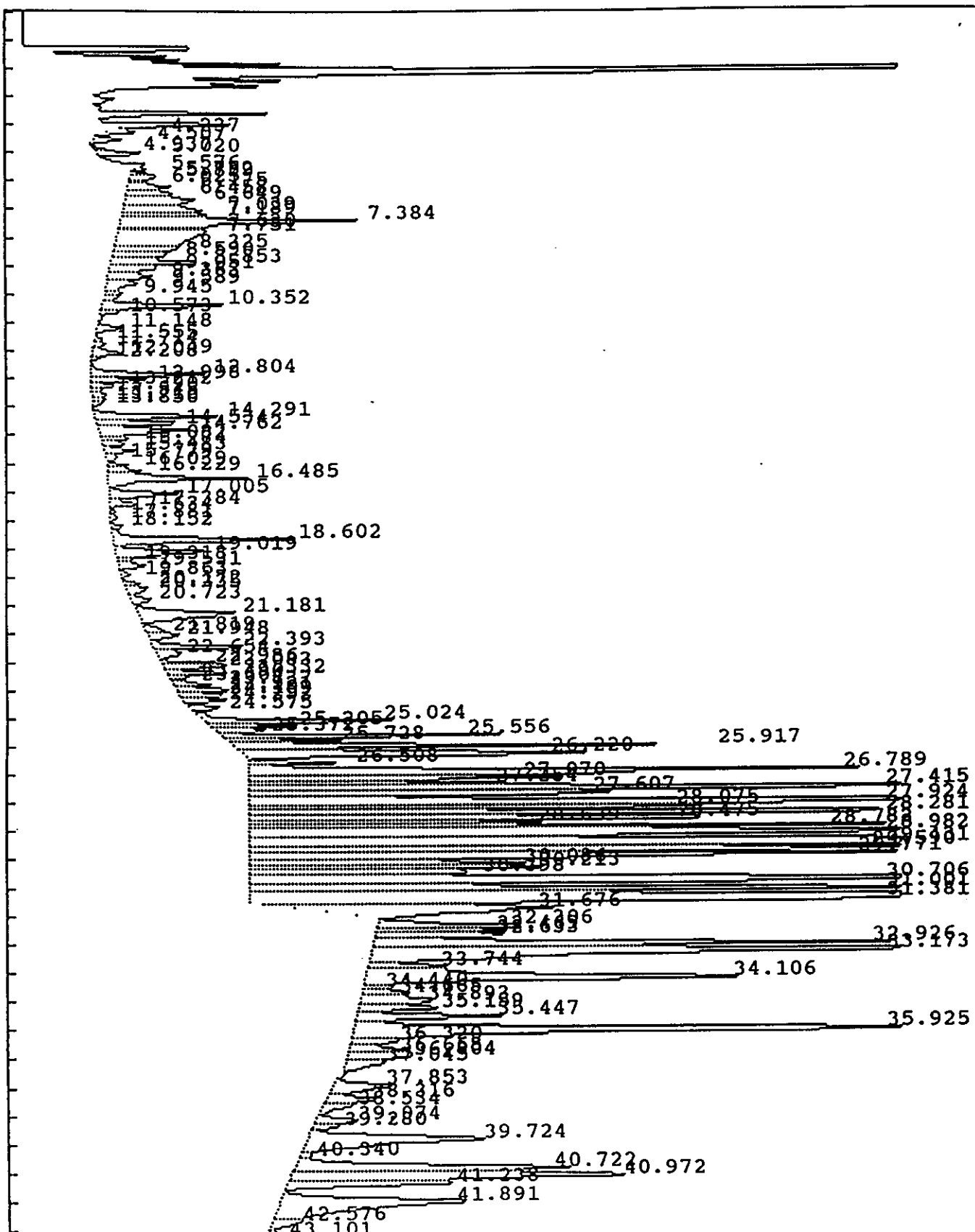

IEA Pesticide Standard Report

ple Name : 0060010 CS-51 Report No :375.10
Result File : /DATA/LOOP/RESULT/A1209273.RES
Column Type : RTX-35 30 Meter,0.53mm ID Inj. Vol. : 1 ul
Instrument : HP58901A
Calculation : ExternalSTD
Run Time : 46.25 Mins. Injected on 0701 13Feb1993 0773
Sequence File : /DATA/LOOP/SEQUENCE/A1209.SEQ
Subseq/Sample : 3/ 75 Bottle no. : 75

% Dil-Fact
3333.00

Run Status : EndOffBaseline
SignalOverload

Pk#	RT	ID-tm	Peak Width	Area	Code	PPB	Name
1	4.24		.103515	176850	BV	0.0000	
2	4.51		.130914	268822	PB	0.0000	
3	4.94		.097816	154013	BV	0.0000	
4	5.02		.081563	356290	VB	0.0000	
5	5.58		.063272	53496	BV	0.0000	
6	5.75		.073402	111954	PV	0.0000	
7	5.83		.154599	270404	VV	0.0000	
8	6.03		.087916	103267	VV	0.0000	
9	6.17		.154088	432562	VV	0.0000	
[illegible]	6.46		.223144	684289	VV	0.0000	
11	6.65		.259423	1198536	VV	0.0000	
12	7.04		.243891	1280131	VV	0.0000	
13	7.19		.131089	760374	VV	0.0000	
14	7.38		.174834	3113959	VV	0.0000	
15	7.63		.093940	546714	VV	0.0000	
16	7.75		.499164	2904247	VV	0.0000	
17	8.33		.212772	935280	VV	0.0000	
18	8.59		.185819	675048	VV	0.0000	
19	8.85		.162627	1127021	VV	0.0000	
20	9.05		.165478	562959	VV	0.0000	
21	9.36		.211346	642012	VV	0.0000	
22	9.59		.215832	479826	VV	0.0000	
23	9.95		.153060	177038	VV	0.0000	
24	10.35		.142412	1257725	VV	0.0000	
25	10.57		.119819	177376	VV	0.0000	
26	11.15		.150925	283980	PB	0.0000	
27	11.55		.106854	68516	BV	0.0000	
28	11.71		.139601	120666	VV	0.0000	
29	12.05		.190028	396857	VV	0.0000	
30	12.21		.097178	67819	VB	0.0000	
31	12.80	12.77	.121016	1102551	BV	11.6141	Tetrachloro-m-xylene
32	13.00		.123304	510926	VV	0.0000	
33	13.21		.127273	235675	VV	0.0000	
34	13.39		.103343	75138	VV	0.0000	
[illegible]	13.55		.140275	150055	VV	0.0000	
[illegible]	13.72		.135636	132228	VV	0.0000	
37	13.85		.107787	77681	VB	0.0000	
38	14.29		.146511	1288223	BV	0.0000	
39	14.53		.134899	876748	VV	0.0000	

IEA Pesticide Standard Report

0774

Pk#	RT	ID-tm	Peak Width	Area	Code	PPB	Name
)	14.76		.197814	1264367	VV	0.0000	
41	15.08		.140437	278569	VV	0.0000	
42	15.27		.123723	214485	VV	0.0000	
43	15.48		.152793	331484	VV	0.0000	
44	15.78		.183801	140164	VB	0.0000	
45	16.04		.132499	190622	BV	0.0000	
46	16.23		.130941	316067	VV	0.0000	
47	16.49		.172681	1716715	VV	0.0000	
48	17.00		.185854	910060	VV	0.0000	
49	17.38		.143055	295625	VB	0.0000	
50	17.63		.114606	43363	BV	0.0000	
51	17.88		.180008	100526	VB	0.0000	
52	18.15		.145367	121180	BV	0.0000	
53	18.60		.163871	2088619	VV	0.0000	
54	19.02		.190292	1284255	VV	0.0000	
55	19.32	19.31	.094673	98204	VV	.9490	~~gamma-BHC (Lindane)~~
56	19.53		.170341	330724	VV	0.0000	
57	19.86	19.88	.166949	112793	VB	2.0442	~~beta-BHC~~
58	20.17		.129530	139734	BV	0.0000	
59	20.33		.220325	326165	VV	0.0000	
60	20.72		.210262	287131	VV	0.0000	
61	21.18		.269696	1871006	VB	0.0000	
62	21.82	21.78	.180976	233213	BV	2.7699	~~delta-BHC~~
63	21.95		.176052	423861	VV	0.0000	
64	22.39		.125957	954536	VV	0.0000	
65	22.65		.224706	397911	VB	0.0000	
66	22.99	22.99	.092189	395855	BV	4.0107	~~Aldrin~~
67	23.08		.133496	580082	VV	0.0000	
68	23.33		.130446	588334	VV	0.0000	
69	23.49		.105033	120162	VV	0.0000	
70	23.60		.078407	81681	VV	0.0000	
71	23.74		.120769	336825	VV	0.0000	
72	23.92		.121483	524177	VV	0.0000	
73	24.11		.117695	448342	VV	0.0000	
74	24.29		.124646	388538	VB	0.0000	
75	24.58		.123411	331173	BB	0.0000	
76	25.02	25.07	.114047	1786419	BV	19.5831	~~Heptachlor epoxide~~
77	25.20		.090676	599331	VV	0.0000	
78	25.37		.114561	482090	VV	0.0000	
79	25.56		.081551	2102857	VV	0.0000	
80	25.73	25.72	.114169	964190	VV	9.9092	~~gamma-Chlordane~~
81	25.92		.089886	3114804	VV	0.0000	
82	26.22	26.22	.158313	4483519	VB	42.7459	~~alpha-Chlordane~~
83	26.51		.079342	600217	BV	0.0000	
84	26.79		.164862	7294249	GS	0.0000	
85	27.07		.101002	2525595	HS	0.0000	
86	27.25		.095362	1683736	GS	0.0000	
87	27.41		.181243	8008678	GS	0.0000	
88	27.61		.147851	3809564	HS	0.0000	
89	27.92		.205255	9070204	GS	0.0000	
90	28.08	28.13	.119386	4095436	GS	61.7609	~~Endrin~~
91	28.28		.161329	7128846	GS	0.0000	
92	28.48	28.45	.101232	4476608	GS	70.2477	~~4,4'-DDD~~
93	28.64	28.63	.110344	2228720	GS	29.6728	~~Endosulfan II~~
94	28.78	At 126	.116780	5159708	GS	0.0000	

a92/25

IEA Pesticide Standard Report

Pk#	RT	ID-tm	Peak Width	Area	Code	PPB	Name
[illegible]	28.98		.214845	9493918	GS	0.0000	
96	29.43	29.50	.308746	13644562	GS	230.8234	~~Endrin aldehyde~~
97	29.59		.155073	6852866	GS	0.0000	
98	29.77		.188330	8321601	GS	0.0000	
99	30.09		.127283	2406861	HS	0.0000	
100	30.21	ALN60	.145776	3018849	HS	0.0000	
101	30.40		.138373	2148923	HS	0.0000	
102	30.71		.264540	11690512	GS	0.0000	
103	31.00		.180366	7969966	GS	0.0000	
104	31.38		.327038	14452830	GS	0.0000	
105	31.68		.318130	5861365	HS	0.0000	
106	32.31		.156132	1765725	BV	0.0000	
107	32.47		.129856	1165714	VV	0.0000	
108	32.63	32.69	.153174	1417524	VV	16.9017	~~Endrin ketone~~
109	32.93		.154925	5586675	GV	0.0000	
110	33.17		.269782	9759126	GV	0.0000	
111	33.74		.183372	959644	VV	0.0000	ar2/25
112	34.11		.242542	6267859	VV	0.0000	
113	34.44		.131030	257549	VV	0.0000	
114	34.67		.188751	602392	VV	0.0000	
115	34.89		.248258	1196109	VV	0.0000	
116	35.16		.157197	901836	VV	0.0000	
117	35.45		.172736	1724626	VV	0.0000	
118	35.93		.245374	9176606	GV	0.0000	
119	36.32		.162907	510612	VV	0.0000	
120	36.67		.199970	852535	VV	0.0000	
[illegible]	36.80		.192366	860553	VV	0.0000	
122	37.04		.235630	646841	VV	0.0000	
123	37.85		.264071	1087697	BV	0.0000	
124	38.32		.209818	717890	VV	0.0000	
125	38.53		.213704	408613	VV	0.0000	
126	39.07		.211469	594219	PV	0.0000	
127	39.28		.129548	225207	VV	0.0000	
128	39.72		.335091	4003938	VV	0.0000	
129	40.34		.139598	100574	VV	0.0000	
130	40.72	#40.67	.224880	4175016	VV	34.9695	Decachlorobiphenyl
131	40.97		.236217	5449771	VV	0.0000	
132	41.24		.192966	2152484	VB	0.0000	
133	41.89		.402410	5081016	BV	0.0000	
134	42.58		.236870	466230	VV	0.0000	
135	43.10		.359982	294971	VB	0.0000	
136	44.08		.301715	2121894	BV	0.0000	
137	44.49		.212182	274818	VV	0.0000	
138	44.89		.248002	549216	VV	0.0000	
139	45.28		.306055	1295873	VV	0.0000	
140	45.77		.316725	600784	VB	0.0000	

Total Area : 270833088 Total PPB : 538.002

Report Time : 2009 15Feb1993
Method : /DATA/LOOP/METHOD/A1209_273.MT
Result File : /DATA/LOOP/RESULT/A1209273.RES

IEA Pesticide Standard Report

Sample Name : 0060010 CS-51
Result File :/DATA/LOOP/RESULT/B5041064.RES
Column Type : DB-1701 30-Meter,0.53mm ID

Inj on 0014 23Feb1993
INSTRUMENT: HP58905B
Inj. Vol. : 1 ul

0776



IEA Pesticide Standard Report

Sample Name : 0060010 CS-51
Result File :/DATA/LOOP/RESULT/B5041064.RES
Column Type : DB-1701 30-Meter,0.53mm ID

Inj on 0014 23Feb1993
INSTRUMENT: HP58905B
Inj. Vol. : 1 ul

0777



IEA Pesticide Standard Report

ıple Name : 0060010 CS-51 Report No : 17.10
Result File : /DATA/LOOP/RESULT/B5041064.RES
Column Type : DB-1701 30 Meter,0.53mm ID Inj. Vol. : 1 ul 0778
Instrument : HP58905B
Calculation : ExternalSTD
Run Time : 46.50 Mins. Injected on 0014 23Feb1993
Sequence File : /DATA/LOOP/SEQUENCE/B5041.SEQ
Subseq/Sample : 1/ 64 Bottle no. : 64

% Dil-Fact
3333.00

Run Status : EndOffBaseline
SignalOverload

Pk#	RT	ID-tm	Peak Width	Area	Code	PPB	Name
1	4.23		.119415	43965	PV	0.0000	
2	4.39		.089911	44991	VV	0.0000	
3	4.57		.089496	27059	VV	0.0000	
4	4.81		.056494	36206	PV	0.0000	
5	5.00		.095221	13371	VV	0.0000	
6	5.15		.029143	2297	PB	0.0000	
7	5.55		.068105	23109	PV	0.0000	
8	5.71		.077943	23961	VV	0.0000	
9	5.81		.057487	190182	VV	0.0000	
10	5.97		.118984	64878	VV	0.0000	
11	6.19		.101716	19480	VV	0.0000	
12	6.44		.085695	106147	VV	0.0000	
13	6.53		.109754	965198	VV	0.0000	
14	7.04		.060918	30701	VV	0.0000	
15	7.22		.117259	537324	VV	0.0000	
16	7.88	7.87	.097632	485617	VV	11.0537	Tetrachloro-m-xylene
17	8.19		.126113	90779	VV	0.0000	
18	8.45		.123599	59971	VV	0.0000	
19	8.54		.121144	80838	VV	0.0000	
20	8.70		.072405	31671	VV	0.0000	
21	8.83		.094709	677975	VV	0.0000	
22	9.14		.147685	73680	VV	0.0000	
23	9.36		.121520	82495	VV	0.0000	
24	9.43		.083563	51871	VV	0.0000	
25	9.61		.114642	58534	VV	0.0000	
26	9.75		.111032	671680	VV	0.0000	
27	9.99		.070217	163586	VV	0.0000	
28	10.08		.099536	534472	VV	0.0000	
29	10.48		.122777	158711	VV	0.0000	
30	10.67		.266873	281273	VV	0.0000	
31	11.12		.107402	38642	VV	0.0000	
32	11.38		.127029	196521	VV	0.0000	
33	11.47		.127680	247421	VV	0.0000	
34	11.72		.196307	157534	VV	0.0000	
35	12.05		.106809	66066	VV	0.0000	
36	12.22		.135481	467612	VV	0.0000	
37	12.51		.146523	881888	VV	0.0000	
38	12.95	12.90	.145247	110294	VV	3.8671	~~gamma-BHC~~ (Lindane)
39	13.08		.137269	205996	VV	0.0000	

- wrs/1

IEA Pesticide Standard Report

Pk#	RT	ID-tm	Peak Width	Area	Code	PPB	Name
)	13.28		.238344	303497	VV	0.0000	
41	13.69		.171162	160764	VV	0.0000	
42	14.02		.187333	72596	VV	0.0000	
43	14.17		.209806	105187	VV	0.0000	
44	14.46		.164087	226453	VV	0.0000	
45	14.81		.228976	450770	VV	0.0000	
46	15.11		.178835	224101	VV	0.0000	
47	15.37		.208434	379899	VV	0.0000	
48	15.79		.194773	51449	VV	0.0000	
49	16.09		.201839	76230	VV	0.0000	
50	16.58		.185816	336987	VV	0.0000	
51	16.79		.102564	39156	VV	0.0000	
52	17.00		.207476	159081	VV	0.0000	
53	17.37		.276083	222814	VV	0.0000	
54	17.68		.246423	167993	VV	0.0000	
55	18.32		.242140	57177	VB	0.0000	
56	18.94		.236171	43967	BV	0.0000	
57	19.23		.247380	952057	VV	0.0000	
58	20.19		.277049	1440397	VV	0.0000	
59	21.05		.204638	79714	VV	0.0000	
60	21.42		.236973	223920	VV	0.0000	
61	21.98		.193035	1011717	VV	0.0000	
62	22.21		.169561	325207	VV	0.0000	
63	22.67		.224963	1278072	VB	0.0000	
64	23.74		.244865	338632	BV	0.0000	
65	24.12	24.12	.189966	475321	VV	12.3084	~~alpha-Chlordane~~
66	24.33		.167911	184532	VV	0.0000	
67	24.57		.154576	155429	VV	0.0000	
68	24.85		.381198	1682808	VV	0.0000	
69	25.57		.193689	2667931	VV	0.0000	
70	25.87	25.94	.151565	331905	VV	11.6390	~~Dieldrin~~
71	26.05		.259803	762580	VV	0.0000	
72	26.64		.168493	2605055	VV	0.0000	
73	26.91		.209424	464273	VV	0.0000	
74	27.33	27.29	.193695	4191061	VV	159.5490	~~Endrin~~
75	27.79		.199984	814395	VV	0.0000	
76	28.22		.181313	3750064	VV	0.0000	
77	28.92		.246227	2333066	VV	0.0000	
78	29.29		.166315	1886938	VV	0.0000	
79	29.45		.163649	1344416	VV	0.0000	
80	29.95		.233110	1674768	VV	0.0000	
81	30.31	30.37	.211655	5796098	VV	228.4188	~~4,4' DDD~~
82	30.55		.151752	2409456	VV	0.0000	
83	30.81		.173488	1799005	VV	0.0000	
84	31.19		.228939	900663	VV	0.0000	
85	31.31	31.30	.213323	850505	VV	41.2822	~~4,4' DDT~~
86	31.64		.267381	1089291	VV	0.0000	
87	32.27		.220769	4374908	VV	0.0000	
88	32.63		.260109	5050069	VV	0.0000	
89	33.14		.237698	1129959	VV	0.0000	
90	33.45		.201469	1673982	VV	0.0000	
1	33.63		.137905	949199	VV	0.0000	
92	33.85		.154335	5387619	HS	0.0000	
93	34.26		.292708	2029255	HS	0.0000	
94	34.57		.218660	1439593	HS	0.0000	

An-Neo

alpha/1

IEA Pesticide Standard Report

Pk#	RT	ID-tm	Peak Width	Area	Code	PPB	Name
[illegible]	34.72	34.76	.145952	730462	HS	53.9431	~~Methoxychlor~~
96	34.99		.189862	1116005	HS	0.0000	
97	35.12		.150311	935344	HS	0.0000	
98	35.34		.142995	1463366	HS	0.0000	
99	35.61		.202532	5839170	HS	0.0000	
100	36.07		.256370	1872841	HS	0.0000	
101	36.26		.147993	1007142	HS	0.0000	
102	36.44	36.39	.164996	1215282	HS	47.2847	~~Endrin ketone~~
103	36.63		.226949	2530121	HS	0.0000	
104	36.93		.142874	966151	HS	0.0000	
105	37.05		.146716	1007518	HS	0.0000	
106	37.32		.308255	2922701	HS	0.0000	
107	37.88		.203956	4975130	HS	0.0000	
108	38.07		.263150	3346940	HS	0.0000	
109	38.53		.195298	2812341	HS	0.0000	
110	38.84		.290357	2324904	HS	0.0000	
111	39.08		.195874	1694623	HS	0.0000	
112	39.28		.220625	1763413	HS	0.0000	
113	39.55		.239301	2189712	HS	0.0000	
114	39.79		.173981	1364358	HS	0.0000	
115	40.01		.331587	2644541	HS	0.0000	
116	40.53	#40.48	.394029	4507320	HS	115.8659	Decachlorobiphenyl
117	40.90		.252573	3026942	HS	0.0000	
118	41.23		.410194	4611266	HS	0.0000	
119	41.88		.346706	5471937	HS	0.0000	
[illegible]	42.53		.539191	7240962	HS	0.0000	
[illegible]	43.68		.275616	99657	BV	0.0000	
122	43.98		.222872	344422	VV	0.0000	
123	44.29		.168465	126476	VV	0.0000	
124	44.56		.203793	265564	VV	0.0000	
125	44.85		.198185	922745	VV	0.0000	
126	45.59		.242355	1459050	PV	0.0000	
127	45.97		.083565	8518	PV	0.0000	
128	46.29		.188715	72748	PB	0.0000	

Total Area : 149815616 Total PPB : 685.212

Report Time : 0823 23Feb1993
Method : /DATA/LOOP/METHOD/B5041_064.MT
Result File : /DATA/LOOP/RESULT/B5041064.RES

1D
PESTICIDE ORGANICS ANALYSIS DATA SHEET

EPA SAMPLE NO.

CS51DL

Lab Name: IEA/CT Contract:

Lab Code: IIEACT Case No.: 0060 SAS No.: SDG No.: Z0060

Matrix: (soil/water) SOIL Lab Sample ID: 0060010DL 0781

Sample wt/vol: 30.0 (g/mL) G Lab File ID: A1209267.D

% Moisture: 13 decanted: (Y/N) N Date Received: 01/21/93

Extraction: (SepF/Cont/Sonc) SONC Date Extracted: 01/22/93

Concentrated Extract Volume: 5000(uL) Date Analyzed: 02/13/93

Injection Volume: 1.0(uL) Dilution Factor: 10.0

GPC Cleanup: (Y/N) Y pH: 5.4 Sulfur Cleanup: (Y/N) N

CAS NO.	COMPOUND	CONCENTRATION UNITS: (ug/L or ug/Kg) UG/KG	Q
12674-11-2	Aroclor-1016	380	U
11104-28-2	Aroclor-1221	770	U
11141-16-5	Aroclor-1232	380	U
53469-21-9	Aroclor-1242	380	U
12672-29-6	Aroclor-1248	380	U
11097-69-1	Aroclor-1254	380	U
11096-82-5	Aroclor-1260	1100	PD

IEA Pesticide Standard Report

Sample Name : 0060010 CS-51 DF=10 Inj on 0137 13Feb1993

ult File :/DATA/LOOP/RESULT/A1209267.RES INSTRUMENT: HP58901A

Column Type : RTX-35 30-Meter,0.53mm ID Inj. Vol. : 1 ul

0782

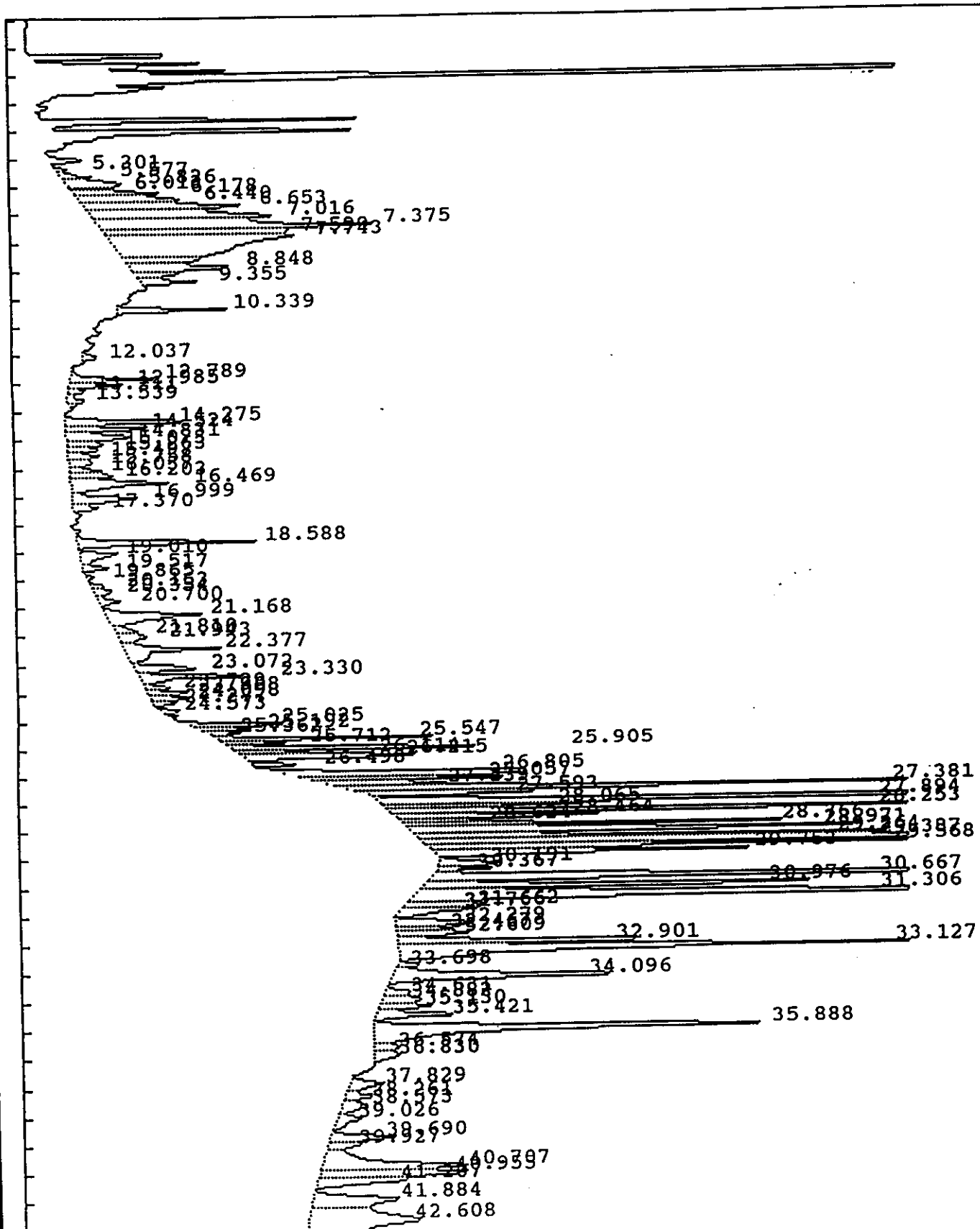

IEA Pesticide Standard Report

Sample Name : 0060010 CS-51 DF=10 Inj on 0137 13Feb1993

Result File :/DATA/LOOP/RESULT/A1209267.RES INSTRUMENT: HP58901A

Column Type : RTX-35 30-Meter,0.53mm ID Inj. Vol. : 1 ul

0783



IEA Pesticide Standard Report

ıple Name : 0060010 CS-51 DF=10 Report No :369.10
Result File : /DATA/LOOP/RESULT/A1209267.RES
Column Type : RTX-35 30 Meter,0.53mm ID Inj. Vol. : 1 ul 0784
Instrument : HP58901A
Calculation : ExternalSTD
Run Time : 46.25 Mins. Injected on 0137 13Feb1993
Sequence File : /DATA/LOOP/SEQUENCE/A1209.SEQ
Subseq/Sample : 3/ 69 Bottle no. : 69

% Dil-Fact
3333.00

Run Status : RunStatusOK
EndOffBaseline

Pk#	RT	ID-tm	Peak Width	Area	Code	PPB	Name
1	5.30		.111096	15175	PV	0.0000	
2	5.58		.146139	49734	VV	0.0000	
3	5.83		.250022	145718	VV	0.0000	
4	6.01		.089632	40626	VV	0.0000	
5	6.18		.167599	150355	VV	0.0000	
6	6.44		.227592	234817	VV	0.0000	
7	6.65		.226801	377596	VV	0.0000	
8	7.02		.269001	512414	VV	0.0000	
9	7.38		.267548	798343	VV	0.0000	
)	7.60		.140949	276004	VV	0.0000	
11	7.74		.570374	1136213	VV	0.0000	
12	8.85		.178088	217339	VV	0.0000	
13	9.35		.143146	92440	VV	0.0000	
14	10.34		.116209	142675	PV	0.0000	
15	12.04		.156476	25365	PV	0.0000	
16	12.79	12.77	.121603	113674	BV	1.1974	Tetrachloro-m-xylene
17	12.98		.123056	72659	VV	0.0000	
18	13.21		.127219	26490	VV	0.0000	
19	13.54		.165994	35807	VV	0.0000	
20	14.27		.141306	205159	PV	0.0000	
21	14.52		.135355	131419	VV	0.0000	
22	14.83		.237915	155979	VV	0.0000	
23	15.07		.142874	59667	VV	0.0000	
24	15.26		.138183	49577	VV	0.0000	
25	15.50		.171013	56964	VV	0.0000	
26	15.76		.226822	54111	VV	0.0000	
27	16.04		.157757	54268	VV	0.0000	
28	16.20		.153914	70206	VV	0.0000	
29	16.47		.227337	253110	VV	0.0000	
30	17.00		.212279	149909	VV	0.0000	
31	17.37		.158925	45324	VV	0.0000	
32	18.59		.153404	303433	PV	0.0000	
33	19.01		.247996	104953	VV	0.0000	
34	19.52		.164476	45965	VV	0.0000	
	19.86	19.88	.130701	12021	PV	.2179	~~beta-BHC~~
36	20.16		.128594	20439	VV	0.0000	ar 2/25
37	20.35		.219334	40330	VV	0.0000	
38	20.70		.173130	40013	VV	0.0000	
39	21.17		.238896	254422	VV	0.0000	

IEA Pesticide Standard Report

#	RT	ID-tm	Peak Width	Area	Code	PPB	Name
3	21.81	21.78	.210375	52629	VV	.6251	~~delta-BHC~~
41	21.94		.184743	65685	VV	0.0000	
42	22.38		.204186	230175	VV	0.0000	
43	23.07		.176917	126085	VV	0.0000	
44	23.33		.133494	183343	VV	0.0000	
45	23.73		.112787	36544	VV	0.0000	
46	23.91		.115736	60278	VV	0.0000	
47	24.10		.135105	59209	VV	0.0000	
48	24.28		.131576	33947	VB	0.0000	
49	24.57		.107899	29565	BB	0.0000	
50	25.03	25.07	.115408	141702	BV	1.5534	~~Heptachlor epoxide~~
51	25.19		.091874	60265	VV	0.0000	
52	25.36		.123438	52243	VB	0.0000	
53	25.55		.078858	223061	BV	0.0000	
54	25.71	25.72	.101414	83322	VV	.8563	~~gamma-Chlordane~~
55	25.90		.089289	323380	VV	0.0000	
56	26.11		.081011	127922	VV	0.0000	
57	26.22	26.22	.116364	240837	VB	2.2961	~~alpha-Chlordane~~
58	26.50		.068017	51188	BV	0.0000	
59	26.81		.205838	573204	PV	0.0000	
60	27.06		.101999	242988	VV	0.0000	
61	27.24		.111482	158884	VV	0.0000	
62	27.38		.131221	855005	VV	0.0000	
63	27.59		.112337	210912	VB	0.0000	
64	27.89		.110111	1145273	BV	0.0000	
5	28.06	28.13	.091856	227654	VV	3.4331	~~Endrin~~
6	28.25		.084786	1000326	VV	0.0000	
67	28.46	28.45	.088951	261114	VV	4.0974	~~4,4' DDD~~
68	28.62	28.63	.096701	100437	VV	1.3372	~~Endosulfan II~~
69	28.77		.088372	412694	VV	0.0000	
70	28.97		.155493	792444	VV	0.0000	
71	29.26	29.32	.103981	658950	VV	10.2068	~~4,4' DDT~~
72	29.39		.093246	1144681	VV	0.0000	
73	29.57	29.50	.096273	635717	VV	10.7544	~~Endrin aldehyde~~
74	29.75		.127249	485139	VB	0.0000	
75	30.19		.140752	119653	BV	0.0000	
76	30.37	Ar1260	.101366	62273	VB	0.0000	
77	30.67		.137142	1147412	BV	0.0000	
78	30.98		.120390	568404	VV	0.0000	
79	31.31		.135514	2002945	VV	0.0000	
80	31.66		.182743	149795	VV	0.0000	
81	31.77		.180346	144861	VB	0.0000	
82	32.28		.204430	167723	BV	0.0000	
83	32.47		.114319	69593	VV	0.0000	
84	32.61		.168945	132215	VV	0.0000	
85	32.90		.136569	428700	VV	0.0000	
86	33.13		.170562	1071814	VB	0.0000	
87	33.70		.126541	31926	BV	0.0000	
88	34.10		.204970	514304	VB	0.0000	
89	34.63		.196149	51871	BV	0.0000	
90	34.88		.234180	95482	VV	0.0000	
1	35.13		.164903	94676	VV	0.0000	
92	35.42		.159989	148553	VB	0.0000	
93	35.89		.225840	981844	BV	0.0000	
94	36.57		.236600	64610	VV	0.0000	

ar 2/25

IEA Pesticide Standard Report

#	RT	ID-tm	Peak Width	Area	Code	PPB	Name
	36.83		.257643	69708	VB	0.0000	
96	37.83		.256872	90123	BV	0.0000	
97	38.26		.180312	55063	VV	0.0000	
98	38.57		.289258	74741	VV	0.0000	
99	39.03		.302568	77125	VV	0.0000	
100	39.69		.199696	139360	PV	0.0000	
101	39.93		.221633	73665	VV	0.0000	
102	40.71	#40.67	.307074	480425	VV	4.0240	Decachlorobiphenyl
103	40.95		.244757	387274	VV	0.0000	
104	41.21		.208504	192315	VV	0.0000	
105	41.88		.374102	338774	PV	0.0000	
106	42.61		.692547	806002	VV	0.0000	
107	44.07		.311976	167532	PV	0.0000	
108	44.48		.292768	49683	VV	0.0000	
109	45.27		.259221	106564	VV	0.0000	

Total Area : 28814520 Total PPB : 40.599

Report Time : 1643 15Feb1993
Method : /DATA/LOOP/METHOD/A1209_267.MT
Result File : /DATA/LOOP/RESULT/A1209267.RES

IEA Pesticide Standard Report

mple Name : 0060010 CS-51 DF=10
esult File :/DATA/LOOP/RESULT/B5041063.RES
Column Type : DB-1701 30-Meter,0.53mm ID

Inj on 2320 22Feb1993
INSTRUMENT: HP58905B
Inj. Vol. : 1 ul

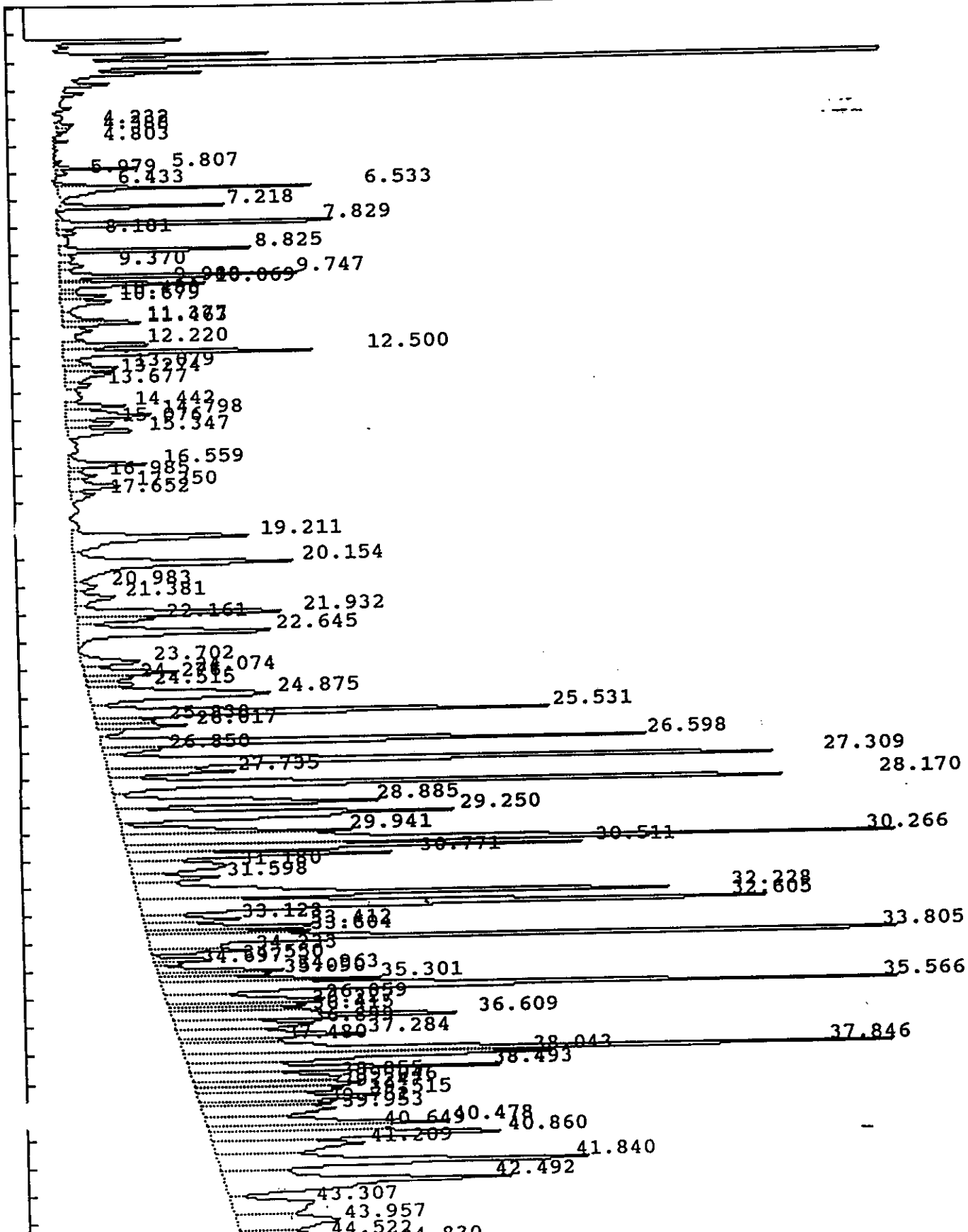

IEA Pesticide Standard Report

Report No : 16.00

Inj. Vol. : 1 ul

.mple Name : 0060010 CS-51 DF=10
Result File : /DATA/LOOP/RESULT/B5041063.RES
Column Type : DB-1701 30 Meter,0.53mm ID
Instrument : HP58905B
Calculation : ExternalSTD
Run Time : 46.50 Mins. Injected on 2320 22Feb1993
Sequence File : /DATA/LOOP/SEQUENCE/B5041.SEQ
Subseq/Sample : 1/ 63 Bottle no. : 63

% Dil-Fact
3333.00

Run Status : RunStatusOK
EndOffBaseline

Pk#	RT	ID-tm	Peak Width	Area	Code	PPB	Name
1	4.23		.129366	9584	BV	0.0000	
2	4.39		.087299	6374	VV	0.0000	
3	4.80		.050846	4051	BB	0.0000	
4	5.81		.060921	25705	PV	0.0000	
5	5.98		.085457	5091	VB	0.0000	
6	6.43		.081573	12705	BV	0.0000	
7	6.53		.096423	120166	VB	0.0000	
8	7.22		.083289	66584	BB	0.0000	
9	7.83	7.87	.100488	154487	VV	3.5165	Tetrachloro-m-xylene
10	8.18		.107776	9309	VV	0.0000	
11	8.82		.089611	92877	VV	0.0000	
12	9.37		.168798	16097	VV	0.0000	
13	9.75		.101437	113869	VV	0.0000	
14	9.99		.066379	22630	VV	0.0000	
15	10.07		.098161	63385	VV	0.0000	
16	10.48		.112626	22571	VV	0.0000	
17	10.68		.206457	44784	VV	0.0000	
18	11.38		.130166	34873	VV	0.0000	
19	11.46		.109850	35289	VV	0.0000	
20	12.22		.135821	58946	VV	0.0000	
21	12.50		.130260	147132	VV	0.0000	
22	13.08		.130431	31874	VV	0.0000	
23	13.27		.215043	44283	VV	0.0000	
24	13.68		.173845	19646	VV	0.0000	
25	14.44		.154663	36497	VV	0.0000	
26	14.80		.210985	74139	VV	0.0000	
27	15.08		.166445	32719	VV	0.0000	
28	15.35		.196287	55965	VV	0.0000	
29	16.56		.167613	53189	VV	0.0000	
30	16.98		.165204	17139	VV	0.0000	
31	17.35		.222475	44795	VV	0.0000	
32	17.65		.225911	23022	VV	0.0000	
33	19.21		.247357	173844	VV	0.0000	
34	20.15		.279821	236716	VV	0.0000	
35	20.98		.218945	18990	VV	0.0000	
36	21.38		.248285	40117	VV	0.0000	
37	21.93		.191851	160949	VV	0.0000	
38	22.16		.167187	50801	VV	0.0000	
39	22.65		.244886	192253	VV	0.0000	

IEA Pesticide Standard Report

Pk#	RT	ID-tm	Peak Width	Area	Code	PPB	Name
3	23.70	23.67	.239234	56293	PV	1.5574	~~gamma-Chlordane~~
41	24.07	24.12	.190611	70335	VV	1.8213	~~alpha-Chlordane~~
42	24.28		.151761	28244	VV	0.0000	
43	24.51		.172630	33666	VV	0.0000	
44	24.87		.341994	233764	VV	0.0000	
45	25.53		.181812	331234	VV	0.0000	
46	25.83		.152552	37516	VV	0.0000	
47	26.02		.164955	59727	VV	0.0000	
48	26.60		.155708	338989	VV	0.0000	
49	26.85		.186437	43327	VV	0.0000	
50	27.31	27.29	.197952	558966	VV	21.2792	~~Endrin~~
51	27.74		.174731	87415	VV	0.0000	
52	28.17		.158967	477548	VV	0.0000	
53	28.89		.205660	223780	VV	0.0000	
54	29.25		.242601	321449	VV	0.0000	
55	29.94		.195295	177946	VV	0.0000	
56	30.27		.185228	583855	VV	0.0000	
57	30.51		.145886	268253	VV	0.0000	
58	30.77		.161253	175180	VV	0.0000	
59	31.18		.369878	135469	VV	0.0000	
60	31.60		.213431	74212	VV	0.0000	
61	32.23		.199626	462302	VV	0.0000	
62	32.61		.223092	581323	VV	0.0000	
63	33.12		.179162	69524	VV	0.0000	
64	33.41	AR1260	.160109	120545	VV	0.0000	
5	33.60		.128950	89226	VV	0.0000	
5	33.81		.139078	527605	VV	0.0000	
67	34.23		.142717	56808	VV	0.0000	
68	34.55		.108510	31616	PV	0.0000	
69	34.70	34.76	.100122	12400	VV	.9157	~~Methoxychlor~~
70	34.96		.138187	69157	VV	0.0000	
71	35.09		.127910	57337	VV	0.0000	
72	35.30		.130352	115108	VV	0.0000	
73	35.57		.182186	539114	VV	0.0000	
74	36.06		.236941	144174	VV	0.0000	
75	36.23		.136020	72361	VV	0.0000	
76	36.41	36.39	.144789	76622	VV	2.9812	~~Endrin ketone~~
77	36.61		.194685	230692	VV	0.0000	
78	36.90		.231698	125160	VV	0.0000	
79	37.28		.217467	162913	VV	0.0000	
80	37.48		.113963	44343	VV	0.0000	
81	37.85		.178864	527891	VV	0.0000	
82	38.04		.197260	286388	VV	0.0000	
83	38.49		.162065	202924	VV	0.0000	
84	38.85		.276710	156681	VV	0.0000	
85	39.05		.184520	120288	VV	0.0000	
86	39.25		.206047	115871	VV	0.0000	
87	39.52		.206162	150490	VV	0.0000	
88	39.75		.164151	82663	VV	0.0000	
89	39.95		.288891	149353	VV	0.0000	
90	40.48	#40.48	.240057	226585	VV	5.8246	Decachlorobiphenyl
[illegible]	40.65		.135211	95378	VV	0.0000	
92	40.86		.245121	279387	VV	0.0000	
93	41.21		.340389	198283	VV	0.0000	
94	41.84		.272589	400219	VV	0.0000	

ars/1

IEA Pesticide Standard Report

#	RT	ID-tm	Peak Width	Area	Code	PPB	Name
5	42.49		.368196	412570	VV	0.0000	
96	43.31		.479685	157321	VV	0.0000	
97	43.96		.474441	186090	VV	0.0000	
98	44.52		.271916	89689	VV	0.0000	
99	44.83		.253117	166584	VV	0.0000	
100	45.56		.258502	230448	VV	0.0000	
101	46.32		.244452	15478	PB	0.0000	

Total Area : 14529536 Total PPB : 37.896

Report Time : 0010 23Feb1993
Method : /DATA/LOOP/METHOD/B5041.MTH
Result File : /DATA/LOOP/RESULT/B5041063.RES

1D
PESTICIDE ORGANICS ANALYSIS DATA SHEET

EPA SAMPLE NO.

CS50

Lab Name: IEA/CT Contract:

Lab Code: IIEACT Case No.: 0060 SAS No.: SDG No.: Z0060

Matrix: (soil/water) SOIL Lab Sample ID: 0060011 0791

Sample wt/vol: 30.0 (g/mL) G Lab File ID: A1209278.D

% Moisture: 13 decanted: (Y/N) N Date Received: 01/21/93

Extraction: (SepF/Cont/Sonc) SONC Date Extracted: 01/22/93

Concentrated Extract Volume: 5000(uL) Date Analyzed: 02/13/93

Injection Volume: 1.0(uL) Dilution Factor: 1.0

GPC Cleanup: (Y/N) Y pH: 6.6 Sulfur Cleanup: (Y/N) N

CAS NO.	COMPOUND	CONCENTRATION UNITS: (ug/L or ug/Kg) UG/KG	Q
12674-11-2	Aroclor-1016	38	U
11104-28-2	Aroclor-1221	77	U
11141-16-5	Aroclor-1232	38	U
53469-21-9	Aroclor-1242	38	U
12672-29-6	Aroclor-1248	38	U
11097-69-1	Aroclor-1254	38	U
11096-82-5	Aroclor-1260	250	P

(ad 2/12)

IEA Pesticide Standard Report

mple Name : 0060011 CS-50 DF=~~10~~ 1.0 Inj on 1131 13Feb1993 INSTRUMENT: HP58901A

sult File :/DATA/LOOP/RESULT/A1209278.RES Inj. Vol. : 1 ul

Column Type : RTX-35 30-Meter,0.53mm ID

0792

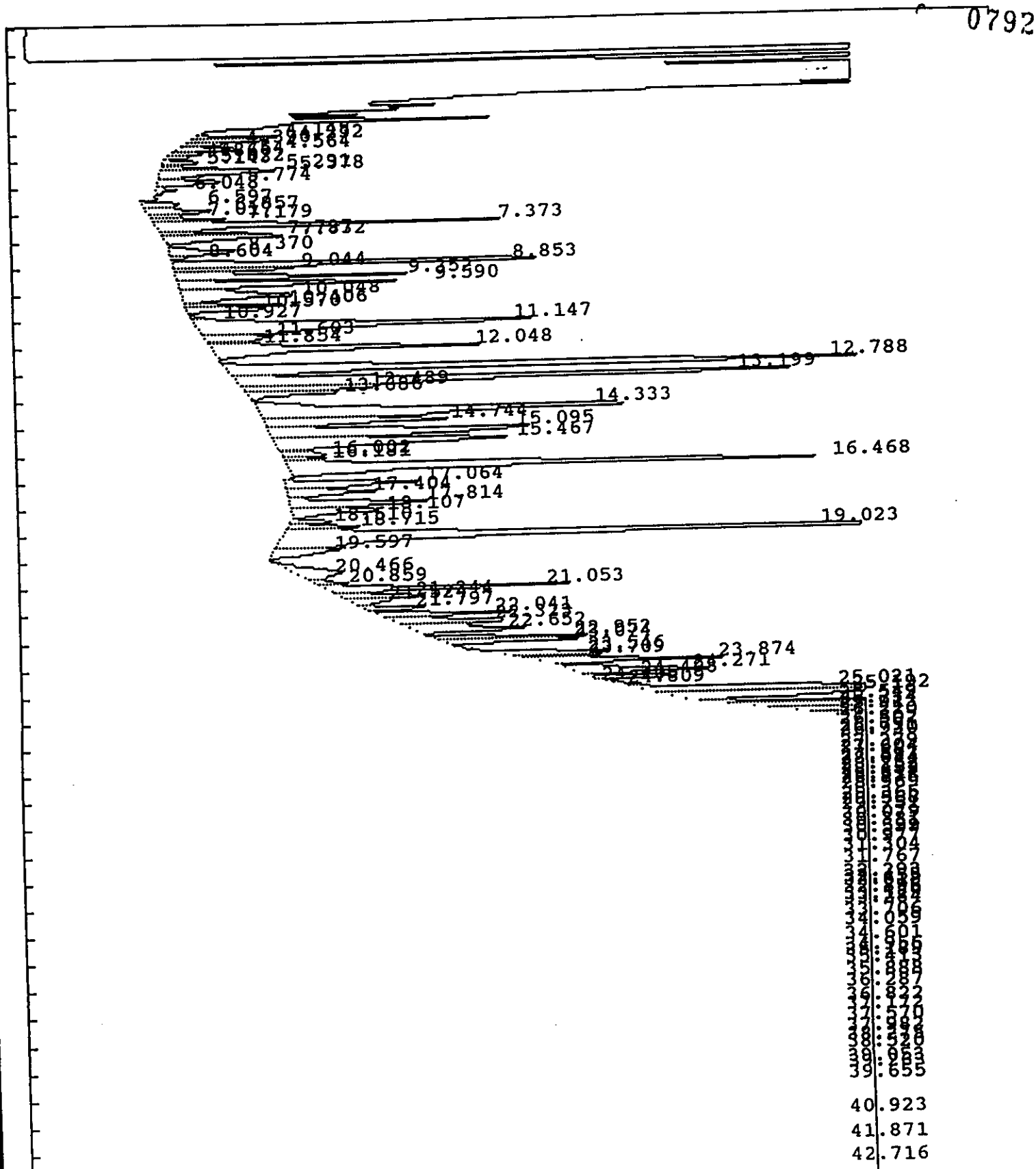

IEA Pesticide Standard Report

Sample Name : 0060011 CS-50 DF=~~10~~ 1.0 Inj on 1131 13Feb1993
Result File :/DATA/LOOP/RESULT/A1209278.RES
Column Type : RTX-35 30-Meter,0.53mm ID

INSTRUMENT: HP58901A
Inj. Vol. : 1 ul

0793



IEA Pesticide Standard Report

Report No :380.10

Inj. Vol. : 1 ul

Sample Name : 0060011 CS-50 DF=~~10~~ 1.0
Result File : /DATA/LOOP/RESULT/A1209278.RES
Column Type : RTX-35 30 Meter,0.53mm ID
Instrument : HP58901A
Calculation : ExternalSTD
Run Time : 46.25 Mins. Injected on 1131 13Feb1993
Sequence File : /DATA/LOOP/SEQUENCE/A1209.SEQ
Subseq/Sample : 3/ 80 Bottle no. : 80

% Dil-Fact
3333.00

Run Status : EndOffBaseline
NoReference
SignalOverload

Pk#	RT	ID-tm	Peak Width	Area	Code	PPB	Name
1	4.15		.079598	85747	BV	0.0000	
2	4.23		.099687	87365	VV	0.0000	
3	4.39		.090815	40609	VV	0.0000	
4	4.56		.104305	100648	VV	0.0000	
5	4.75		.087462	37642	VV	0.0000	
6	4.87		.057929	18820	VV	0.0000	
7	5.02		.076468	45040	PV	0.0000	
[illegible]	5.14		.088953	22958	VV	0.0000	
[illegible]	5.29		.074674	80361	VV	0.0000	
10	5.38		.168232	207749	VV	0.0000	
11	5.77		.187328	126995	VV	0.0000	
12	6.05		.104752	23748	PV	0.0000	
13	6.60		.218823	87336	BV	0.0000	
14	6.86		.170003	126948	VV	0.0000	
15	7.02		.090900	30694	VV	0.0000	
16	7.18		.124131	104454	VV	0.0000	
17	7.37		.134824	530547	VV	0.0000	
18	7.74		.106765	124656	VV	0.0000	
19	7.83		.163914	212180	VB	0.0000	
20	8.37		.199461	147103	BV	0.0000	
21	8.60		.083696	15459	VB	0.0000	
22	8.85		.136641	622986	BV	0.0000	
23	9.04		.127015	186476	VV	0.0000	
24	9.35		.142597	368120	VV	0.0000	
25	9.59		.154877	402769	VV	0.0000	
26	10.05		.269365	337788	VV	0.0000	
27	10.41		.107597	118994	VV	0.0000	
28	10.57		.112508	118103	VB	0.0000	
29	10.93		.107055	27542	BV	0.0000	
30	11.15		.239493	932428	VV	0.0000	
31	11.60		.194416	150235	VV	0.0000	
32	11.85		.098114	52995	VV	0.0000	
[illegible]	12.05		.191080	568164	VV	0.0000	
[illegible]	12.79	12.77	.137614	1670820	BV	17.6001	Tetrachloro-m-xylene
35	13.20		.179203	1187144	VV	0.0000	
36	13.49		.128233	179446	VV	0.0000	
37	13.69		.158843	164749	VB	0.0000	
38	14.33		.253051	1124818	BV	0.0000	

IEA Pesticide Standard Report

Pk#	RT	ID-tm	Peak Width	Area	Code	PPB	Name
9	14.74		.181017	376242	VV	0.0000	
40	15.09		.253406	710678	VV	0.0000	
41	15.47		.234693	616691	VV	0.0000	
42	16.00		.123612	66291	VV	0.0000	
43	16.18		.129903	62315	VV	0.0000	
44	16.47		.192499	1176215	VV	0.0000	
45	17.06		.189721	277061	BV	0.0000	
46	17.40		.184495	176539	VV	0.0000	
47	17.81		.217641	320091	VV	0.0000	
48	18.11		.184086	188735	VB	0.0000	
49	18.51		.129401	59244	BV	0.0000	
50	18.72		.129077	102311	VV	0.0000	
51	19.02		.219272	1582861	VV	0.0000	
52	19.60		.226551	156892	VB	0.0000	
53	20.47		.405510	203439	BV	0.0000	
54	20.86		.146578	54669	VV	0.0000	
55	21.05		.130993	368990	VV	0.0000	
56	21.34		.168916	152289	VV	0.0000	
57	21.52	21.51	.138837	69918	VV	.6860	~~Heptachlor~~
58	21.80	21.78	.100717	86087	VV	1.0225	~~delta-BHC~~
59	22.04		.126666	194783	PV	0.0000	
60	22.32		.206636	264649	VV	0.0000	
61	22.65		.188328	253353	VB	0.0000	
62	22.95	22.99	.098305	176418	BV	1.7874	~~Aldrin~~
63	23.07		.114392	188298	VB	0.0000	
64	23.55		.157175	190491	BV	0.0000	
65	23.71		.097178	104711	VV	0.0000	
66	23.87		.123870	273988	VB	0.0000	
67	24.27		.184568	283298	BB	0.0000	
68	24.50		.126756	124107	BB	0.0000	
69	24.71		.063487	17580	BV	0.0000	
70	24.81		.067121	20625	VV	0.0000	
71	25.02	25.07	.114257	1355726	VV	14.8618	~~Heptachlor epoxide~~
72	25.19		.158599	486206	VB	0.0000	
73	25.55		.083273	459043	BV	0.0000	
74	25.73	25.72	.103807	563275	VV	5.7889	~~gamma-Chlordane~~
75	25.91		.100837	848436	VV	0.0000	
76	26.22	26.22	.128867	2230176	VB	21.2625	~~alpha-Chlordane~~
77	26.50		.073376	93600	BB	0.0000	
78	26.79		.098494	3483424	BS	0.0000	
79	26.93	26.93	.153852	3779901	HS	47.4648	~~4,4'-DDE~~
80	27.38		.197394	3135040	HS	0.0000	
81	27.60		.134112	700710	HS	0.0000	
82	27.89		.133790	2701074	BV	0.0000	
83	28.04		.132920	2008268	VV	0.0000	
84	28.25		.092753	2184251	VV	0.0000	
85	28.45	28.45	.102205	2152172	VV	33.7722	~~4,4'-DDD~~
86	28.61	28.63	.105921	755260	VV	10.0554	~~Endosulfan II~~
87	28.78		.119052	1345751	VV	0.0000	
88	28.97		.158673	3185155	VV	0.0000	
89	29.36	29.32	.190442	8627068	GS	133.6285	~~4,4'-DDT~~
90	29.57	29.50	.117430	1940484	HS	32.8269	~~Endrin aldehyde~~
91	29.75		.176115	1816563	HS	0.0000	
92	30.08	30.01	.194695	1203166	BV	17.7598	~~Endosulfan sulfate~~
93	30.38		.095242	181834	VV	0.0000	

An1260

QR 2/15

IEA Pesticide Standard Report

Pk#	RT	ID-tm	Peak Width	Area	Code	PPB	Name
	30.60		.160691	6507367	GV	0.0000	
95	30.98		.135085	1551194	VV	0.0000	
96	31.30		.162553	5636134	VV	0.0000	
97	31.77		.224381	2047219	VB	0.0000	
98	32.29		.129433	1531800	BV	0.0000	
99	32.46		.138994	1347397	VV	0.0000	
100	32.62		.148598	1310930	VV	0.0000	
101	32.90		.189115	1660801	VV	0.0000	
102	33.13		.132363	1772333	VV	0.0000	
103	33.28		.259016	2121191	VV	0.0000	
104	33.71		.194649	578649	VV	0.0000	
105	34.06		.362617	2345529	VV	0.0000	
106	34.60		.178408	2457202	VV	0.0000	
107	34.96		.192138	824088	VV	0.0000	
108	35.19		.167599	2887948	VV	0.0000	
109	35.41		.202004	753992	VV	0.0000	
110	35.89		.217044	6020181	VV	0.0000	
111	36.29		.236716	760263	VV	0.0000	
112	36.82		.233935	443899	VV	0.0000	
113	37.17		.172668	130555	VB	0.0000	
114	37.57		.254068	161908	BV	0.0000	
115	37.98		.196989	234389	VV	0.0000	
116	38.28		.185669	806520	VV	0.0000	
117	38.52		.159303	222671	VV	0.0000	
118	39.05		.174841	166524	BV	0.0000	
[illegible]	39.26		.148816	132426	VV	0.0000	
[illegible]	39.66		.274596	1423959	PB	0.0000	
121	40.92		.657324	29488016	GS	0.0000	
122	41.87		.396657	1598442	BT	0.0000	
123	42.72		.172385	75566	PT	0.0000	
124	44.08		.325975	1458585	BB	0.0000	
125	44.86		.272761	457973	BV	0.0000	
126	45.26		.360764	798446	VV	0.0000	
127	45.65		.370475	399264	VV	0.0000	

Total Area : 144720448 Total PPB : 338.517

Report Time : 2036 15Feb1993
Method : /DATA/LOOP/METHOD/A1209_278.MT
Result File : /DATA/LOOP/RESULT/A1209278.RES

Dm 2/23/93

IEA Pesticide Standard Report

Sample Name : 0060011 CS-50 ~~DF=10~~ STRAIGHT
Result File :/DATA/LOOP/RESULT/B5041067.RES
Column Type : DB-1701 30-Meter,0.53mm ID

Inj on 0256 23Feb1993
INSTRUMENT: HP58905B
Inj. Vol. : 1 ul

0797

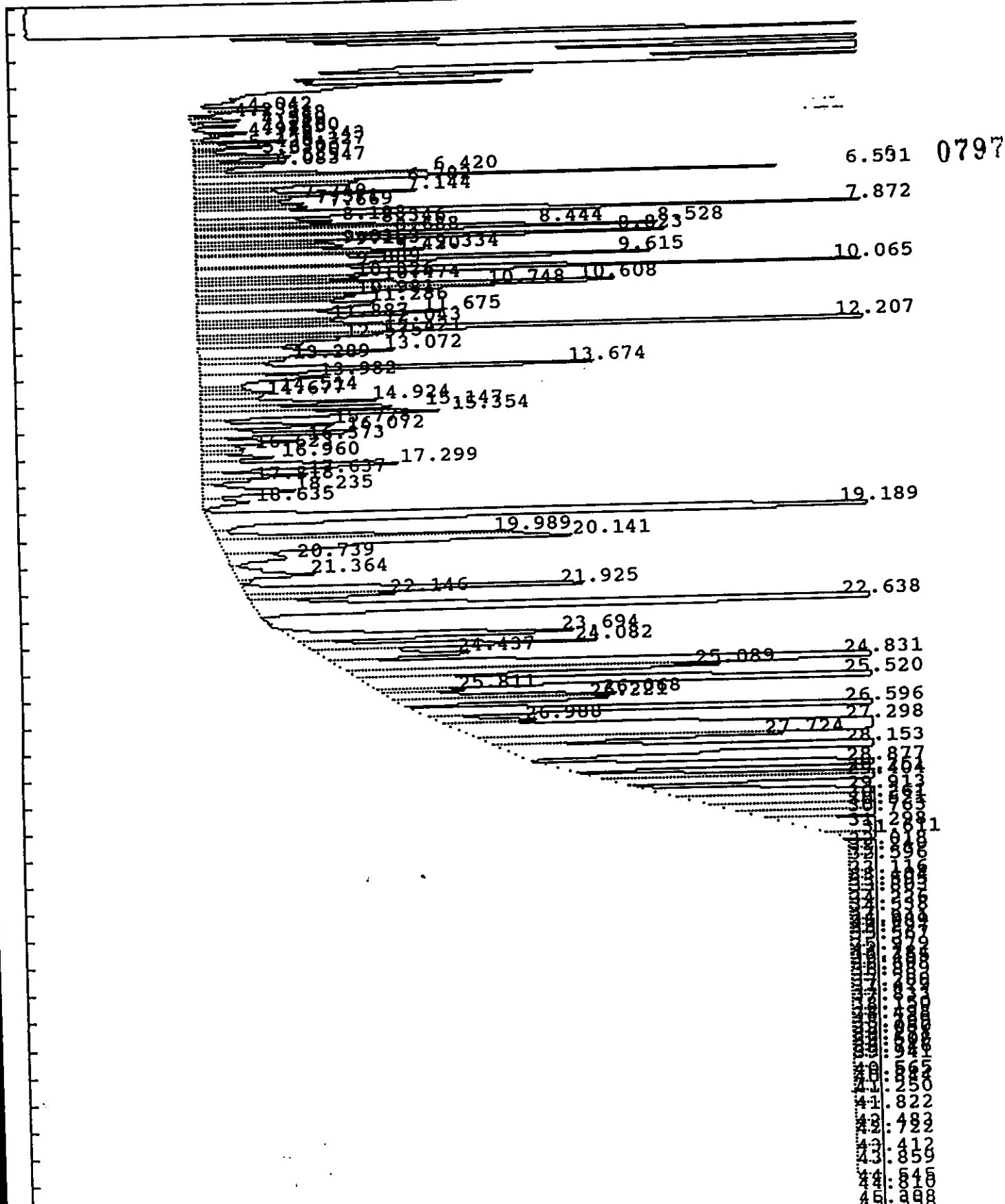

IEA Pesticide Standard Report

Sample Name : 0060011 CS-50 DF=10
Result File :/DATA/LOOP/RESULT/B5041067.RES
Column Type : DB-1701 30-Meter,0.53mm ID

Inj on 0256 23Feb1993
INSTRUMENT: HP58905B
Inj. Vol. : 1 ul

0798



2/23/93

IEA Pesticide Standard Report

Report No : 20.10

Inj. Vol. : 1 ul

ple Name : 0060011 CS-50 ~~DF=10~~ STRAIGHT
Result File : /DATA/LOOP/RESULT/B5041067.RES
Column Type : DB-1701 30 Meter,0.53mm ID
Instrument : HP58905B
Calculation : ExternalSTD
Run Time : 46.50 Mins. Injected on 0256 23Feb1993
Sequence File : /DATA/LOOP/SEQUENCE/B5041.SEQ
Subseq/Sample : 1/ 67 Bottle no. : 67

0799

% Dil-Fact
3333.00

Run Status : EndOffBaseline
SignalOverload

Pk#	RT	ID-tm	Peak Width	Area	Code	PPB	Name
1	4.04		.053520	7942	BV	0.0000	
2	4.24		.053086	6755	PV	0.0000	
3	4.35		.090078	20359	VV	0.0000	
4	4.55		.067233	11833	PB	0.0000	
5	4.80		.048286	12322	PV	0.0000	
6	4.86		.052186	7062	VV	0.0000	
7	4.92		.038236	2576	VV	0.0000	
8	5.14		.060261	28537	BV	0.0000	
9	5.33		.083716	29919	VV	0.0000	
0	5.43		.060080	8116	VV	0.0000	
11	5.63		.073273	17354	VV	0.0000	
12	5.71		.124520	58259	VV	0.0000	
13	5.95		.101790	40158	VV	0.0000	
14	6.08		.101944	28557	VV	0.0000	
15	6.42		.117043	106866	VV	0.0000	
16	6.53		.107552	289306	VV	0.0000	
17	6.78		.151045	115314	VV	0.0000	
18	7.14		.118866	118066	VV	0.0000	
19	7.34		.089748	33872	VV	0.0000	
20	7.57		.122972	55763	VV	0.0000	
21	7.67		.095019	42808	VV	0.0000	
22	7.87	7.87	.090230	626024	VV	14.2497	Tetrachloro-m-xylene
23	8.20		.157843	85851	VV	0.0000	
24	8.35		.088140	64882	VV	0.0000	
25	8.44		.075739	98696	VV	0.0000	
26	8.53		.119579	228797	VV	0.0000	
27	8.69		.082847	59040	VV	0.0000	
28	8.82		.096683	237180	VV	0.0000	
29	9.04		.116950	66432	VV	0.0000	
30	9.15		.110501	65014	VV	0.0000	
31	9.33		.136715	122140	VV	0.0000	
32	9.42		.089521	65502	VV	0.0000	
33	9.62		.165149	353568	VV	0.0000	
34	9.89		.078864	44721	VV	0.0000	
5	10.07		.116234	460609	VV	0.0000	
36	10.33		.143999	89793	VV	0.0000	
37	10.47		.111952	86732	VV	0.0000	
38	10.61		.142603	250136	VV	0.0000	
39	10.75		.150972	173034	VV	0.0000	

IEA Pesticide Standard Report

Pk#	RT	ID-tm	Peak Width	Area	Code	PPB	Name
)	10.98		.098070	60668	VV	0.0000	
41	11.29		.240984	183338	VV	0.0000	
42	11.68		.207879	214160	VV	0.0000	
43	11.89		.108120	55541	VV	0.0000	
44	12.04		.119831	86982	VV	0.0000	
45	12.21		.112757	639672	VV	0.0000	
46	12.42		.133732	95190	VV	0.0000	
47	12.57		.131119	72004	VV	0.0000	
48	13.07		.221443	181876	VV	0.0000	
49	13.29		.198330	70307	VV	0.0000	
50	13.67		.152990	266291	VV	0.0000	
51	13.98	13.94	.264299	122094	VV	3.3975	~~Heptachlor~~
52	14.51		.161630	43568	VV	0.0000	
53	14.68		.147220	34597	VV	0.0000	
54	14.92		.158615	112404	VV	0.0000	
55	15.15		.139693	118326	VV	0.0000	
56	15.35		.175652	171308	VV	0.0000	
57	15.78		.177017	91236	VV	0.0000	
58	16.07		.148840	101774	VV	0.0000	
59	16.37		.160436	60990	VV	0.0000	
60	16.62		.151784	25456	VV	0.0000	
61	16.96		.149361	42274	VV	0.0000	
62	17.30		.230337	170955	VV	0.0000	
63	17.64		.153387	62733	VV	0.0000	
64	17.82		.131187	24701	VV	0.0000	
65	18.24		.266410	91871	VV	0.0000	
66	18.63		.208018	36211	VV	0.0000	
67	19.19		.200078	993166	PV	0.0000	
68	19.99		.155190	182792	VV	0.0000	
69	20.14		.255529	352235	VV	0.0000	
70	20.74	20.69	.300540	68296	VV	2.3314	~~Heptachlor epoxide~~
71	21.36		.225966	69783	VV	0.0000	
72	21.92		.183618	262921	PV	0.0000	
73	22.15		.160501	92171	VV	0.0000	
74	22.64		.186615	1061100	VV	0.0000	
75	23.69	23.67	.228820	250132	BV	6.9200	~~gamma-Chlordane~~
76	24.08	24.12	.170084	192990	VV	4.9974	~~alpha-Chlordane~~
77	24.44		.241821	143352	VV	0.0000	
78	24.83		.207371	771896	VV	0.0000	
79	25.09	25.09	.184050	262999	VV	9.2864	~~4,4'-DDE~~
80	25.52		.196849	743835	VV	0.0000	
81	25.81		.128388	43119	VV	0.0000	
82	26.07		.178638	154690	VV	0.0000	
83	26.22		.154767	127889	VV	0.0000	
84	26.60		.151047	582335	PV	0.0000	
85	26.99		.171478	66989	VV	0.0000	
86	27.30	27.29	.168532	3719012	VV	141.5786	~~Endrin~~
87	27.72		.172191	201033	VV	0.0000	
88	28.15		.170091	1299431	VV	0.0000	
89	28.88		.199414	416200	PV	0.0000	
90	29.25		.144221	514328	PV	0.0000	
91	29.40		.134299	291046	VV	0.0000	
92	29.91		.150452	703914	PV	0.0000	
93	30.26		.190095	1177077	VV	0.0000	
94	30.52		.143936	967488	VV	0.0000	

0800

ab 3/1

IEA Pesticide Standard Report

0801

Pk#	RT	ID-tm	Peak Width	Area	Code	PPB	Name
[illegible]	30.76		.139865	292542	VV	0.0000	
96	31.30	31.30	.145356	2053289	VV	99.6635	~~4,4'-DDT~~
97	31.61		.159426	92978	VB	0.0000	
98	32.02		.140548	245922	BV	0.0000	
99	32.24		.192706	908456	VV	0.0000	
100	32.60		.166404	3191404	VV	0.0000	
101	33.12		.195710	277498	VV	0.0000	
102	33.40		.169811	547551	VV	0.0000	
103	33.59	Ak1260	.138696	655479	VV	0.0000	
104	33.80		.162139	1359990	VV	0.0000	
105	34.23		.216016	1227763	VV	0.0000	
106	34.54		.247173	989173	VV	0.0000	
107	34.94		.162263	659706	VV	0.0000	
108	35.09		.170119	1017650	VV	0.0000	
109	35.30		.102330	337688	VV	0.0000	
110	35.57		.244859	2564711	VV	0.0000	
111	35.98		.265977	1412007	VV	0.0000	
112	36.28		.227089	1927673	VV	0.0000	
113	36.45	36.39	.117963	664898	VV	25.8701	~~Endrin ketone~~
114	36.69		.187659	1757717	VV	0.0000	
115	36.89		.198131	1038516	VV	0.0000	ars/1
116	37.29		.260079	1425356	VV	0.0000	
117	37.48		.134912	589796	VV	0.0000	
118	37.83		.217711	4670542	VV	0.0000	
119	38.15		.207928	1273955	VV	0.0000	
[illegible]	38.50		.237887	1701635	VV	0.0000	
[illegible]	38.80		.298038	1933191	VV	0.0000	
122	39.05		.161620	860222	VV	0.0000	
123	39.27		.223082	1287532	VV	0.0000	
124	39.51		.206150	1335027	VV	0.0000	
125	39.75		.177671	1136385	VV	0.0000	
126	39.94		.312561	1831425	VV	0.0000	
127	40.56	#40.48	.300540	17738784	GS	455.9961	~~Decachlorobiphenyl~~
128	40.84		.277210	2588880	HS	0.0000	ars/2
129	41.25		.400856	2827259	HS	0.0000	
130	41.82		.420981	4250540	HS	0.0000	
131	42.48		.292819	2360237	HS	0.0000	
132	42.72		.500575	3247910	HS	0.0000	
133	43.41		.521434	3108684	HS	0.0000	
134	43.86		.457024	2412235	HS	0.0000	
135	44.55		.182920	222902	BV	0.0000	
136	44.81		.188527	1157223	VV	0.0000	
137	45.31		.183448	282617	PV	0.0000	
138	45.56		.223222	575583	VV	0.0000	
139	46.27		.239128	121783	PB	0.0000	

Total Area : 105330960 Total PPB : 764.291

Report Time : 0835 23Feb1993
Method : /DATA/LOOP/METHOD/B5041_067.MT
[illegible]ult File : /DATA/LOOP/RESULT/B5041067.RES

1D
PESTICIDE ORGANICS ANALYSIS DATA SHEET

EPA SAMPLE NO.

CS50DL

Lab Name: IEA/CT Contract:

Lab Code: IIEACT Case No.: 0060 SAS No.: SDG No.: Z0060

Matrix: (soil/water) SOIL Lab Sample ID: 0060011DL

Sample wt/vol: 30.0 (g/mL) G Lab File ID: A1209277.D 0802

% Moisture: 13 decanted: (Y/N) N Date Received: 01/21/93

Extraction: (SepF/Cont/Sonc) SONC Date Extracted: 01/22/93

Concentrated Extract Volume: 5000(uL) Date Analyzed: 02/13/93

Injection Volume: 1.0(uL) Dilution Factor: 10.0

GPC Cleanup: (Y/N) Y pH: 6.6 Sulfur Cleanup: (Y/N) N

CAS NO.	COMPOUND	CONCENTRATION UNITS: (ug/L or ug/Kg) UG/KG	Q
12674-11-2	Aroclor-1016	380	U
11104-28-2	Aroclor-1221	770	U
11141-16-5	Aroclor-1232	380	U
53469-21-9	Aroclor-1242	380	U
12672-29-6	Aroclor-1248	380	U
11097-69-1	Aroclor-1254	380	U
11096-82-5	Aroclor-1260	270	JPD

IEA Pesticide Standard Report

ple Name : 0060011 CS-50 DF=~~100~~ 10 Inj on 1037 13Feb1993

sult File :/DATA/LOOP/RESULT/A1209277.RES INSTRUMENT: HP58901A

Column Type : RTX-35 30-Meter,0.53mm ID Inj. Vol. : 1 ul

0803

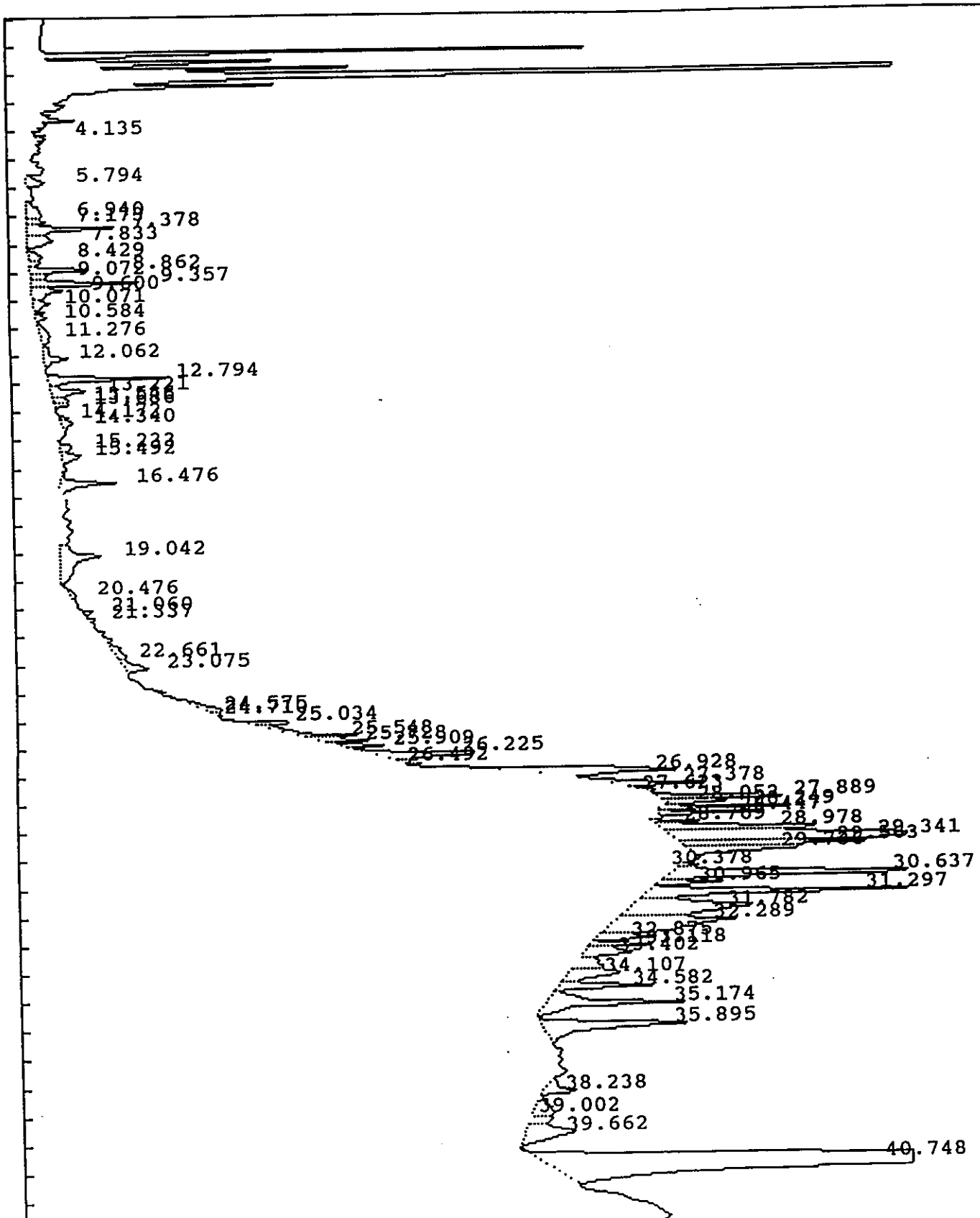

IEA Pesticide Standard Report

Sample Name : 0060011 CS-50 DF=~~100~~ 10 Inj on 1037 13Feb1993
Result File :/DATA/LOOP/RESULT/A1209277.RES
Column Type : RTX-35 30-Meter,0.53mm ID

INSTRUMENT: HP58901A
Inj. Vol. : 1 ul

0804

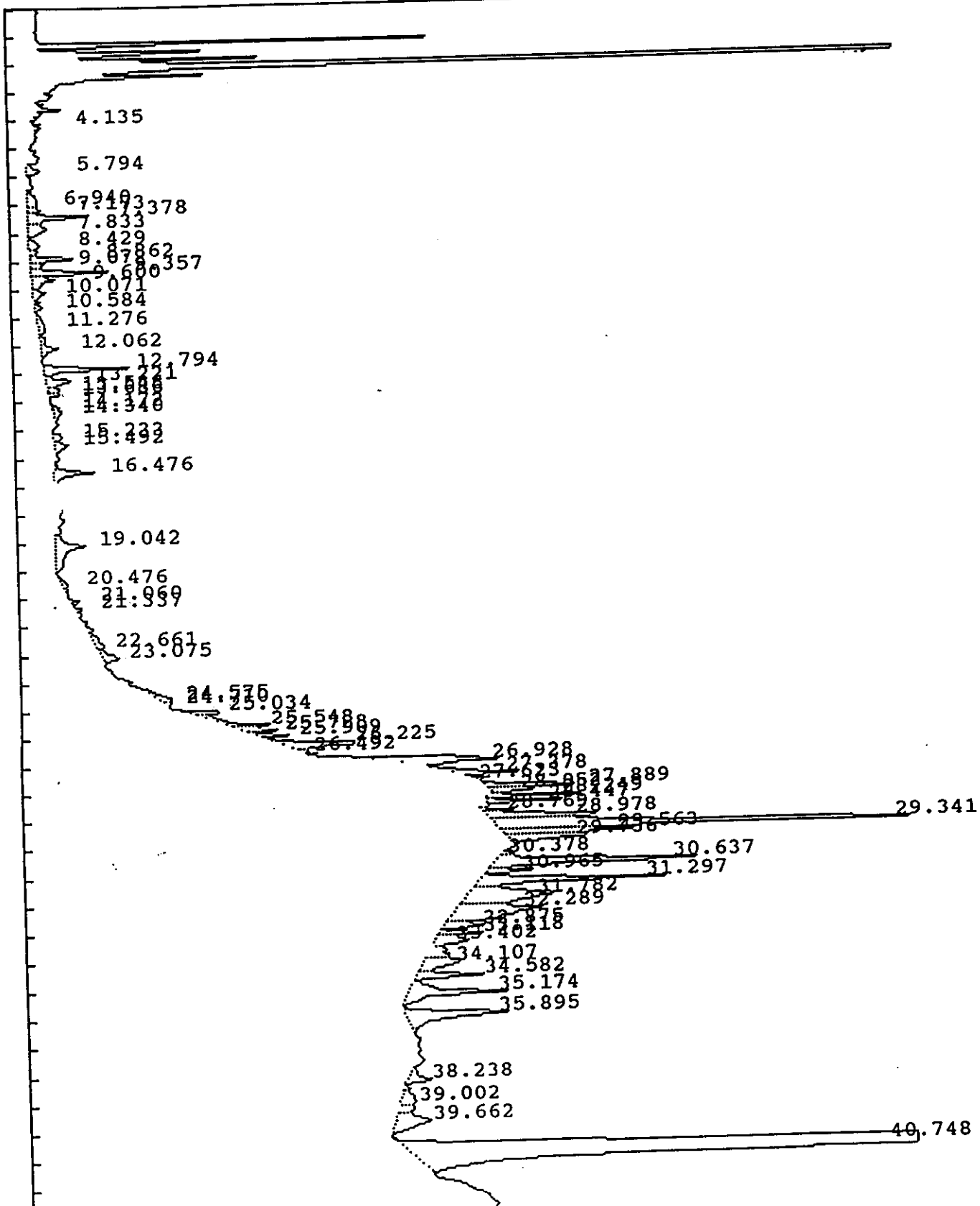

ar 2/21

IEA Pesticide Standard Report

ıple Name : 0060011 CS-50 DF=~~100~~ 10
Report No :379.10
Result File : /DATA/LOOP/RESULT/A1209277.RES
Column Type : RTX-35 30 Meter,0.53mm ID
Inj. Vol. : 1 ul
Instrument : HP58901A
Calculation : ExternalSTD
Run Time : 46.25 Mins. Injected on 1037 13Feb1993
Sequence File : /DATA/LOOP/SEQUENCE/A1209.SEQ
Subseq/Sample : 3/ 79 Bottle no. : 79

% Dil-Fact
3333.00

Run Status : EndOffBaseline
SignalOverload

Pk#	RT	ID-tm	Peak Width	Area	Code	PPB	Name
1	4.14		.077932	10004	BV	0.0000	
2	5.79		.217931	40793	PV	0.0000	
3	6.94		.464977	70630	VV	0.0000	
4	7.17		.148337	29586	VV	0.0000	
5	7.38		.148887	148720	VV	0.0000	
6	7.83		.316095	82646	VB	0.0000	
7	8.43		.272020	39698	BV	0.0000	
8	8.86		.130351	93293	VV	0.0000	
9	9.07		.157493	29725	VV	0.0000	
10	9.36		.136172	166153	VV	0.0000	
11	9.60		.239564	83031	VV	0.0000	
12	10.07		.210453	39145	VB	0.0000	
13	10.58		.133715	16279	VV	0.0000	
14	11.28		.520807	52437	VB	0.0000	
15	12.06		.275351	74207	BB	0.0000	
16	12.79	12.77	.142174	190741	BV	2.0092	Tetrachloro-m-xylene
17	13.22		.202276	76685	VV	0.0000	
18	13.55		.143968	24677	VV	0.0000	
19	13.69		.132124	21288	VB	0.0000	
20	14.17		.104438	10697	BV	0.0000	
21	14.34		.221469	29961	VB	0.0000	
22	15.23		.270381	31269	BV	0.0000	
23	15.49		.233487	46396	VV	0.0000	
24	16.48		.198951	123421	BB	0.0000	
25	19.04		.476382	212875	VB	0.0000	
26	20.48		.304350	22585	BV	0.0000	
27	21.06		.149235	21072	VV	0.0000	
28	21.34		.117463	12391	PV	0.0000	
29	22.66		.393217	50540	VV	0.0000	
30	23.08		.242218	66776	VB	0.0000	
31	24.58		.312718	65863	BV	0.0000	
32	24.71		.139359	16490	VB	0.0000	
33	25.03	25.07	.104171	66165	BV	.7253	~~Heptachlor epoxide~~
34	25.55		.182959	136080	VV	0.0000	
35	25.73	25.72	.114118	71106	VV	.7308	~~gamma-Chlordane~~
36	25.91		.088589	57552	VV	0.0000	
37	26.22	26.22	.159480	231849	VV	2.2105	~~alpha-Chlordane~~
38	26.49		.126400	25467	VB	0.0000	
39	26.93	26.93	.237550	438255	BB	5.5032	~~4,4'-DDE~~

ar 2/25

IEA Pesticide Standard Report

0806

#	RT	ID-tm	Peak Width	Area	Code	PPB	Name
40	27.38		.139425	152742	BV	0.0000	
41	27.62		.113561	25506	VB	0.0000	
42	27.89		.113135	197344	BV	0.0000	
43	28.05		.109489	77784	VB	0.0000	
44	28.25		.072398	117208	BB	0.0000	
45	28.45	28.45	.078028	103522	BV	1.6245	~~4,4'-DDD~~
46	28.77		.084580	47710	BV	0.0000	
47	28.98		.188336	319339	VV	0.0000	
48	29.34	29.32	.157025	1195923	VV	18.5242	4,4'-DDT
49	29.56	29.50	.134586	275570	VV	4.6618	Endrin aldehyde
50	29.74		.183052	237893	VV	0.0000	
51	30.38		.113367	21367	BV	0.0000	
52	30.64	Ar1260	.180615	544376	VV	0.0000	
53	30.96		.105428	74471	VB	0.0000	
54	31.30		.159617	472543	BV	0.0000	
55	31.78		.415275	537538	VV	0.0000	
56	32.29		.363965	474029	VV	0.0000	
57	32.87		.140299	88556	VB	0.0000	
58	33.12		.105685	78247	BV	0.0000	
59	33.40		.240947	119417	VV	0.0000	
60	34.11		.315076	163706	VV	0.0000	
61	34.58		.145414	150712	VV	0.0000	
62	35.17		.221635	335680	VB	0.0000	
63	35.90		.273900	432273	BB	0.0000	
64	38.24		.212032	76152	BB	0.0000	
65	39.00		.379845	83834	VV	0.0000	
66	39.66		.414112	210951	VB	0.0000	
67	40.75	#40.67	.290755	15609420	GB	130.7430	~~Decachlorobiphenyl~~

Total Area : 25250360 Total PPB : 166.732

Report Time : 2023 15Feb1993
Method : /DATA/LOOP/METHOD/A1209_277.MT
Result File : /DATA/LOOP/RESULT/A1209277.RES

IEA Pesticide Standard Report

Sample Name : 0060011 CS-50 DF=~~100~~ 10 UM 4/23/13 Inj on 0202 23Feb1993
Result File :/DATA/LOOP/RESULT/B5041066.RES INSTRUMENT: HP58905B
Column Type : DB-1701 30-Meter,0.53mm ID Inj. Vol. : 1 ul

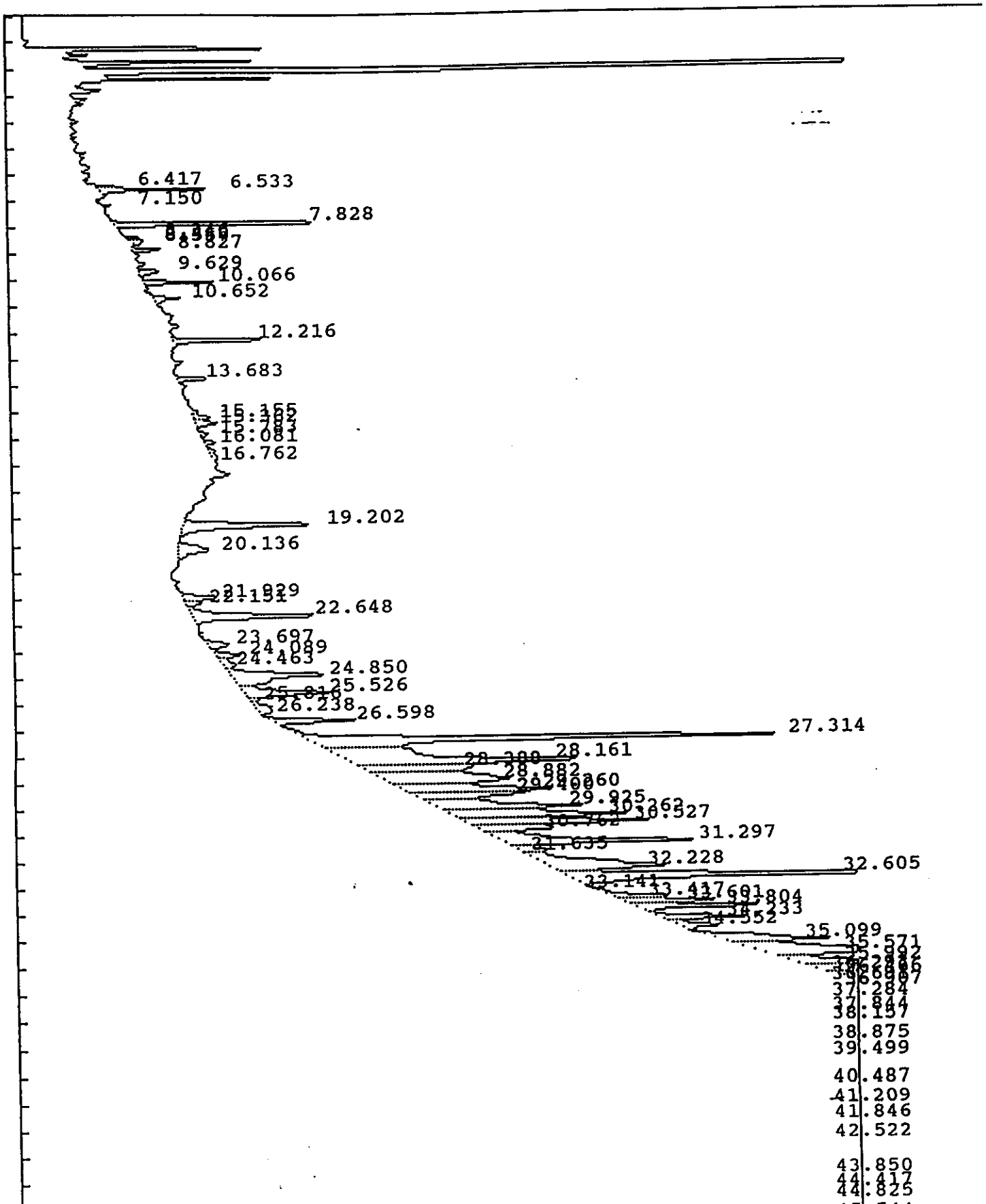

IEA Pesticide Standard Report

mple Name : 0060011 CS-50 DF=~~100~~ 10 KA 2/26/93
sult File :/DATA/LOOP/RESULT/B5041066.RES
Column Type : DB-1701 30-Meter,0.53mm ID

Inj on 0202 23Feb1993
INSTRUMENT: HP58905B
Inj. Vol. : 1 ul



IEA Pesticide Standard Report

.nple Name : 0060011 CS-50 DF=~~100~~ 10 KAr 2/23/93 Report No : 19.10
Result File : /DATA/LOOP/RESULT/B5041066.RES
Column Type : DB-1701 30 Meter,0.53mm ID Inj. Vol. : 1 ul
Instrument : HP58905B
Calculation : ExternalSTD
Run Time : 46.50 Mins. Injected on 0202 23Feb1993
Sequence File : /DATA/LOOP/SEQUENCE/B5041.SEQ
Subseq/Sample : 1/ 66 Bottle no. : 66

% Dil-Fact
3333.00

Run Status : RunStatusOK
EndOffBaseline

Pk#	RT	ID-tm	Peak Width	Area	Code	PPB	Name
1	6.42		.084705	7105	BV	0.0000	
2	6.53		.082983	42278	VV	0.0000	
3	7.15		.062788	2966	BV	0.0000	
4	7.83	7.87	.104673	109943	PB	2.5025	Tetrachloro-m-xylene
5	8.35		.072665	4457	BV	0.0000	
6	8.45		.074702	5377	VV	0.0000	
7	8.56		.090051	5199	VV	0.0000	
8	8.83		.069326	12047	BV	0.0000	
9	9.63		.128424	14386	BV	0.0000	
10	10.07		.095044	29543	VV	0.0000	
11	10.65		.139834	15932	VB	0.0000	
12	12.22		.096356	46957	PV	0.0000	
13	13.68		.109824	15755	BV	0.0000	
14	15.16		.134047	9503	VV	0.0000	
15	15.36		.168501	14253	VV	0.0000	
16	15.78		.146157	5181	PV	0.0000	
17	16.08		.128349	6278	PV	0.0000	
18	16.76		.581269	8903	VV	0.0000	
19	19.20		.201503	103554	BV	0.0000	
20	20.14		.320684	37721	PB	0.0000	
21	21.93		.191850	26725	PV	0.0000	
22	22.15		.159256	10075	VV	0.0000	
23	22.65		.208011	105527	VB	0.0000	
24	23.70	23.67	.212653	17962	BV	.4969	~~gamma-Chlordane~~
25	24.09	24.12	.178093	18352	VV	.4752	~~alpha-Chlordane~~
26	24.46		.257760	13996	VV	0.0000	
27	24.85		.288012	108974	VV	0.0000	
28	25.53		.211161	71663	VV	0.0000	
29	25.82		.137784	5220	VV	0.0000	
30	26.24		.367367	21989	VV	0.0000	
31	26.60		.142077	48100	PV	0.0000	
32	27.31	27.29	.196930	381978	VV	14.5415	~~Endrin~~
33	28.16		.339523	320002	VV	0.0000	
34	28.39		.226143	95963	VV	0.0000	
35	28.88		.392677	190144	VV	0.0000	
36	29.26		.217805	124955	VV	0.0000	
37	29.40		.197308	86576	VV	0.0000	
38	29.93		.244602	138983	VV	0.0000	
39	30.26		.243158	167104	VV	0.0000	

ars/1

IEA Pesticide Standard Report

Pk#	RT	ID-tm	Peak Width	Area	Code	PPB	Name
0	30.53		.188562	136738	VV	0.0000	
41	30.76		.180911	56106	VV	0.0000	
42	31.30	31.30	.199679	169664	VV	8.2352	~~4,4'-DDT~~
43	31.64		.215427	23034	VV	0.0000	
44	32.23		.340639	164875	VV	0.0000	
45	32.61		.161579	290104	VV	0.0000	
46	33.14		.103303	4518	PV	0.0000	
47	33.42		.158169	38517	VV	0.0000	
48	33.60		.138337	55298	VV	0.0000	
49	33.80		.134987	76621	VV	0.0000	
50	34.23		.151191	53471	VV	0.0000	
51	34.55		.167508	31133	VV	0.0000	
52	35.10		.224805	99175	PV	0.0000	
53	35.57		.269323	243906	VV	0.0000	
54	35.99		.202802	73128	VV	0.0000	
55	36.29		.223061	155215	VV	0.0000	
56	36.47		.129277	68083	VV	0.0000	
57	36.69		.194854	164800	VV	0.0000	
58	36.91		.197609	97739	VV	0.0000	
59	37.28		.361682	232590	VV	0.0000	
60	37.84		.183775	301695	VV	0.0000	
61	38.16		.169984	60530	VV	0.0000	
62	38.87		.560255	1025031	VV	0.0000	
63	39.50		.237977	80597	VB	0.0000	
64	40.49	#40.48	.154619	5035626	BV	129.4466	Decachlorobiphenyl
65	41.21		.241098	91820	VV	0.0000	
66	41.85		.214382	141901	PV	0.0000	
67	42.52		.628430	1175550	VB	0.0000	
68	43.85		.193561	31764	BV	0.0000	
69	44.42		.360388	66260	PV	0.0000	
70	44.83		.194811	79691	VV	0.0000	
71	45.54		.385919	146723	PV	0.0000	
72	45.91		.392032	152036	VB	0.0000	

Total Area : 13075568 Total PPB : 155.698

Report Time : 0829 23Feb1993
Method : /DATA/LOOP/METHOD/B5041_066.MT
Result File : /DATA/LOOP/RESULT/B5041066.RES

1D
PESTICIDE ORGANICS ANALYSIS DATA SHEET

EPA SAMPLE NO.

S115

Lab Name: IEA/CT Contract:

Lab Code: IIEACT Case No.: 0060 SAS No.: SDG No.: Z0060

0811

Matrix: (soil/water) SOIL Lab Sample ID: 0060012

Sample wt/vol: 30.0 (g/mL) G Lab File ID: A1209286.D

% Moisture: 12 decanted: (Y/N) N Date Received: 01/21/93

Extraction: (SepF/Cont/Sonc) SONC Date Extracted: 01/22/93

Concentrated Extract Volume: 5000(uL) Date Analyzed: 02/13/93

Injection Volume: 1.0(uL) Dilution Factor: 1.0

GPC Cleanup: (Y/N) Y pH: 6.6 Sulfur Cleanup: (Y/N) N

CAS NO.	COMPOUND	CONCENTRATION UNITS: (ug/L or ug/Kg) UG/KG	Q
12674-11-2	Aroclor-1016	38	U
11104-28-2	Aroclor-1221	76	U
11141-16-5	Aroclor-1232	38	U
53469-21-9	Aroclor-1242	38	U
12672-29-6	Aroclor-1248	38	U
11097-69-1	Aroclor-1254	38	U
11096-82-5	Aroclor-1260	480	P

IEA Pesticide Standard Report

Sample Name : 0060012 S-115 Inj on 1842 13Feb1993

Result File :/DATA/LOOP/RESULT/A1209286.RES INSTRUMENT: HP58901A

Column Type : RTX-35 30-Meter,0.53mm ID Inj. Vol. : 1 ul

0812



IEA Pesticide Standard Report

mple Name : 0060012 S-115 Inj on 1842 13Feb1993

sult File :/DATA/LOOP/RESULT/A1209286.RES INSTRUMENT: HP58901A

Column Type : RTX-35 30-Meter,0.53mm ID Inj. Vol. : 1 ul

0813

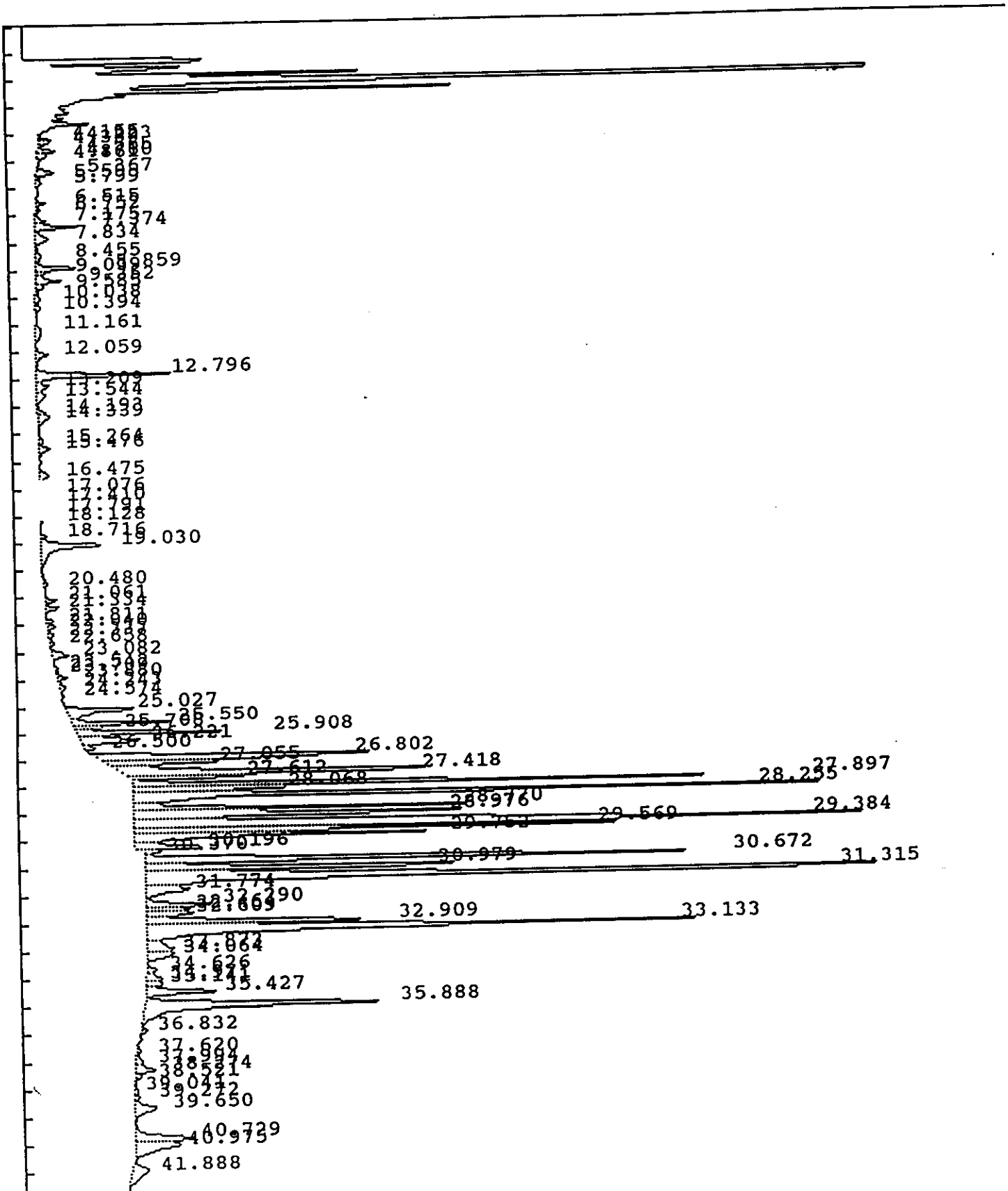

IEA Pesticide Standard Report

Report No :388710 0814

.ple Name : 0060012 S-115
Result File : /DATA/LOOP/RESULT/A1209286.RES
Column Type : RTX-35 30 Meter,0.53mm ID
Instrument : HP58901A
Calculation : ExternalSTD
Run Time : 46.25 Mins. Injected on 1842 13Feb1993
Sequence File : /DATA/LOOP/SEQUENCE/A1209.SEQ
Subseq/Sample : 3/ 88 Bottle no. : 88

Inj. Vol. : 1 ul

% Dil-Fact
3333.00

Run Status : EndOffBaseline
SignalOverload

Pk#	RT	ID-tm	Peak Width	Area	Code	PPB	Name
1	4.15		.080702	68874	BV	0.0000	
2	4.22		.105050	105292	VV	0.0000	
3	4.35		.092537	43431	VV	0.0000	
4	4.57		.095449	156762	VV	0.0000	
5	4.76		.097721	78215	VV	0.0000	
6	4.86		.089540	42270	VV	0.0000	
7	5.37		.174209	221622	PV	0.0000	
8	5.60		.094453	23091	VV	0.0000	
9	5.80		.186164	78801	VV	0.0000	
	6.51		.111102	78116	VV	0.0000	
11	6.75		.177408	48047	VV	0.0000	
12	7.17		.130923	110180	VV	0.0000	
13	7.37		.121154	378610	VV	0.0000	
14	7.83		.280723	250612	VV	0.0000	
15	8.46		.316693	151374	PV	0.0000	
16	8.86		.144350	457751	VV	0.0000	
17	9.04		.113260	83883	VV	0.0000	
18	9.35		.171491	318092	VV	0.0000	
19	9.58		.153205	105195	VV	0.0000	
20	10.04		.191723	68692	VV	0.0000	
21	10.39		.117024	45974	VV	0.0000	
22	11.16		.388939	162221	VV	0.0000	
23	12.06		.194134	159295	PV	0.0000	
24	12.80	12.77	.125804	1307414	VV	13.7721	Tetrachloro-m-xylene
25	13.21		.222596	196639	VV	0.0000	
26	13.54		.245615	157257	VB	0.0000	
27	14.19		.147531	95182	BV	0.0000	
28	14.34		.259014	215456	VV	0.0000	
29	15.26		.243358	64137	BV	0.0000	
30	15.48		.198715	149191	VV	0.0000	
31	16.48		.257487	187101	BB	0.0000	
32	17.08		.175308	49757	BV	0.0000	
33	17.41		.136730	30645	VV	0.0000	
34	17.79		.165496	38783	VV	0.0000	
	18.13		.147225	16714	VV	0.0000	
36	18.72		.147977	55411	BV	0.0000	
37	19.03		.241468	1123374	VB	0.0000	
38	20.48		.318216	89309	BB	0.0000	
39	21.06		.132546	124706	BV	0.0000	

IEA Pesticide Standard Report

0815

Pk#	RT	ID-tm	Peak Width	Area	Code	PPB	Name
[illegible]	21.33		.128690	139259	VB	0.0000	
41	21.81	21.78	.089852	57670	BV	.6850	~~delta-BHC~~
42	22.04		.172459	87113	VV	0.0000	
43	22.34		.200796	78372	VV	0.0000	
44	22.66		.170290	62443	VB	0.0000	
45	23.08		.186181	224006	BB	0.0000	
46	23.54		.125535	28889	BV	0.0000	
47	23.71		.085726	10298	VV	0.0000	
48	23.88		.120224	84197	VV	0.0000	
49	24.24		.204722	94675	VB	0.0000	
50	24.57		.110756	25221	BV	0.0000	
51	25.03	25.07	.174442	1012359	PV	11.0977	~~Heptachlor epoxide~~
52	25.55		.088863	748699	VV	0.0000	
53	25.71	25.72	.102215	261903	VV	2.6917	~~gamma-Chlordane~~
54	25.91		.098493	1288442	VV	0.0000	
55	26.22	26.22	.181496	898159	VV	8.5631	~~alpha-Chlordane~~
56	26.50		.088558	102727	VB	0.0000	
57	26.80		.174176	3612906	BV	0.0000	
58	27.06		.110456	927433	VV	0.0000	
59	27.42		.159951	4016174	VV	0.0000	
60	27.61		.104407	935366	VB	0.0000	
61	27.90		.093059	4670941	GS	0.0000	
62	28.07	28.13	.101792	1283594	HS	19.3571	~~Endrin~~
63	28.26		.117703	6153210	GS	0.0000	
64	28.77		.098645	2637571	HS	0.0000	
[illegible]	28.98		.143662	3604467	HS	0.0000	
	29.38	29.32	.189428	9904592	GS	153.4167	~~4,4' DDT~~
67	29.57	29.50	.101442	3781375	HS	63.9691	~~Endrin aldehyde~~
68	29.75		.126481	2978633	HS	0.0000	
69	30.20		.142375	893960	HS	0.0000	
70	30.37	AR126	.123918	209757	HS	0.0000	
71	30.67		.126678	5491304	BV	0.0000	
72	30.98		.124158	3171553	VV	0.0000	
73	31.32		.188494	9698192	GS	0.0000	
74	31.77		.231008	741083	HS	0.0000	
75	32.29		.135590	655334	BV	0.0000	
76	32.46		.123040	363144	VV	0.0000	
77	32.61		.160271	517400	VV	0.0000	
78	32.91		.142479	2420769	VV	0.0000	
79	33.13		.168282	6767085	VV	0.0000	
80	33.87		.258699	521381	VV	0.0000	
81	34.06		.245751	466913	VB	0.0000	
82	34.63		.165595	121832	VV	0.0000	
83	34.97		.203083	220830	VV	0.0000	
84	35.14		.159705	192038	VV	0.0000	
85	35.43		.160394	832026	VB	0.0000	
86	35.89		.212406	3671810	BB	0.0000	
87	36.83		.171917	73059	BB	0.0000	
88	37.62		.257544	76114	PV	0.0000	
89	37.99		.237584	127789	VV	0.0000	
90	38.27		.191752	281948	VV	0.0000	
	38.52		.172449	68355	VB	0.0000	
[illegible]	39.04		.209911	58967	BV	0.0000	
93	39.27		.187883	53533	VV	0.0000	
94	39.65		.311940	472622	VV	0.0000	

AR2/LR

IEA Pesticide Standard Report

P-#	RT	ID-tm	Peak Width	Area	Code	PPB	Name
	40.73	#40.67	.235466	989420	VV	8.2873	Decachlorobiphenyl
96	40.97		.305379	975200	VB	0.0000	
97	41.89		.451640	494778	BB	0.0000	
98	44.07		.324361	791435	BB	0.0000	
99	44.91		.199382	63063	BV	0.0000	
100	45.23		.272670	453114	VB	0.0000	

0816

Total Area : 98783984 Total PPB : 281.840

Report Time : 2108 15Feb1993
Method : /DATA/LOOP/METHOD/A1209_286.MT
Result File : /DATA/LOOP/RESULT/A1209286.RES

IEA Pesticide Standard Report

ıple Name : 0060012 S-115
sult File :/DATA/LOOP/RESULT/B5041069.RES
Column Type : DB-1701 30-Meter,0.53mm ID

Inj on 0443 23Feb1993
INSTRUMENT: HP5890B
Inj. Vol. : 1 ul

0817



IEA Pesticide Standard Report

Sample Name : 0060012 S-115
Result File :/DATA/LOOP/RESULT/B5041069.RES
Column Type : DB-1701 30-Meter,0.53mm ID

Inj on 0443 23Feb1993
INSTRUMENT: HP58905B
Inj. Vol. : 1 ul



IEA Pesticide Standard Report

Report No : 22.10

Inj. Vol. : 1 ul

ple Name : 0060012 S-115
Result File : /DATA/LOOP/RESULT/B5041069.RES
Column Type : DB-1701 30 Meter,0.53mm ID
Instrument : HP58905B
Calculation : ExternalSTD
Run Time : 46.50 Mins. Injected on 0443 23Feb1993
Sequence File : /DATA/LOOP/SEQUENCE/B5041.SEQ
Subseq/Sample : 1/ 69 Bottle no. : 69

% Dil-Fact
3333.00

Run Status : EndOffBaseline
SignalOverload

Pk#	RT	ID-tm	Peak Width	Area	Code	PPB	Name
1	4.35		.068772	11386	PV	0.0000	
2	4.55		.071649	12236	PV	0.0000	
3	4.80		.055421	16013	PV	0.0000	
4	4.86		.055201	9259	VV	0.0000	
5	4.99		.074188	21822	VV	0.0000	
6	5.14		.064827	21552	VV	0.0000	
7	5.32		.064994	35833	VV	0.0000	
8	5.70		.118880	28843	VV	0.0000	
9	5.99		.087387	8429	PV	0.0000	
10	6.08		.086020	9581	VV	0.0000	
11	6.42		.100499	28268	PV	0.0000	
12	6.53		.099289	201560	VV	0.0000	
13	6.92		.120249	11644	VV	0.0000	
14	7.14		.090000	9985	PV	0.0000	
15	7.57		.082813	6531	PV	0.0000	
16	7.86	7.87	.082396	426502	VV	9.7081	Tetrachloro-m-xylene
17	8.34		.082735	13730	VV	0.0000	
18	8.44		.073111	15497	VV	0.0000	
19	8.54		.142881	61571	VV	0.0000	
20	9.04		.103668	23648	VV	0.0000	
21	9.15		.094035	15161	VV	0.0000	
22	9.34		.124707	22064	VV	0.0000	
23	9.42		.088797	14333	VV	0.0000	
24	9.62		.111738	35158	VV	0.0000	
25	9.72		.102804	22206	VV	0.0000	
26	10.05		.142228	108253	VV	0.0000	
27	10.49		.113764	26757	VV	0.0000	
28	10.64		.198029	78498	VV	0.0000	
29	11.28		.141712	28807	VV	0.0000	
30	11.37		.138030	23061	VV	0.0000	
31	11.68		.300114	56332	VV	0.0000	
32	12.03		.109319	22053	VV	0.0000	
33	12.20		.114582	491445	VV	0.0000	
34	13.07		.143028	40610	VV	0.0000	
35	13.28		.123973	14297	VV	0.0000	
36	13.67		.119406	68676	VV	0.0000	
37	14.51		.208408	14836	BV	0.0000	
38	14.92		.149935	17441	VV	0.0000	
39	15.14		.140247	39972	VV	0.0000	

IEA Pesticide Standard Report

#	RT	ID-tm	Peak Width	Area	Code	PPB	Name
0	15.34		.172653	65274	VV	0.0000	
41	15.78		.160850	28860	PV	0.0000	
42	16.06		.135932	28402	VV	0.0000	
43	16.37		.150857	28167	VV	0.0000	
44	16.95		.157940	16941	VV	0.0000	
45	17.31		.202371	85052	VV	0.0000	
46	17.63		.191773	32021	VV	0.0000	
47	18.22		.282338	32250	VV	0.0000	
48	19.18		.196487	393177	PV	0.0000	
49	20.12		.253909	435757	PV	0.0000	
50	20.74	20.69	.218235	26158	VV	.8930	~~Heptachlor epoxide~~
51	21.36		.177911	63388	PV	0.0000	
52	21.91		.220621	549827	PV	0.0000	
53	22.63		.204867	361626	VV	0.0000	
54	23.73	23.67	.219172	62849	BV	1.7388	~~gamma-Chlordane~~
55	24.05		.164700	81936	VV	0.0000	
56	24.44		.230540	31619	VV	0.0000	
57	24.94		.324799	596729	VV	0.0000	
58	25.52		.172936	1107919	VV	0.0000	
59	25.82		.138313	133792	VV	0.0000	
60	26.00	25.94	.192516	288660	VV	10.1225	~~Dieldrin~~
61	26.58		.151524	1438725	PV	0.0000	
62	26.89		.160847	29531	VV	0.0000	
63	27.29	27.29	.167925	2261921	VV	86.1087	~~Endrin~~
64	27.72		.184298	379405	VV	0.0000	
5	28.15		.157322	2161752	VV	0.0000	
6	28.87		.209387	973847	VV	0.0000	
67	29.23		.187367	1115783	VV	0.0000	
68	29.92		.142780	428222	VV	0.0000	
69	30.25		.181443	2708195	VV	0.0000	
70	30.50		.139513	1175895	VV	0.0000	
71	30.75		.135030	658291	VV	0.0000	
72	31.08		.191340	103941	VV	0.0000	
73	31.29	31.30	.142967	220870	VV	10.7207	~~4,4' DDT~~
74	31.59		.141127	148721	PV	0.0000	
75	31.99		.129130	99014	VV	0.0000	
76	32.22		.135689	1349446	VV	0.0000	
77	32.58	AR1260	.250134	1688588	VV	0.0000	
78	33.07		.145643	32782	VV	0.0000	
79	33.40		.126635	344427	PV	0.0000	
80	33.59		.110772	126190	VV	0.0000	
81	33.80		.132072	2679421	VV	0.0000	
82	34.21		.149102	214802	VV	0.0000	
83	34.53		.146886	88795	VV	0.0000	
84	35.08		.193592	256830	BV	0.0000	
85	35.29		.116624	333918	VV	0.0000	
86	35.56		.153841	2233214	VV	0.0000	
87	35.97		.202711	233683	VV	0.0000	
88	36.23		.164397	218526	VV	0.0000	
89	36.46	36.39	.219886	320213	VV	12.4590	~~Endrin ketone~~
90	36.62		.199063	280487	VV	0.0000	
1	36.89		.224251	359301	VV	0.0000	
92	37.27		.211039	659929	VV	0.0000	
93	37.47		.138058	190132	VV	0.0000	
94	37.83		.213876	1345281	VV	0.0000	

ars/1

IEA Pesticide Standard Report

#	RT	ID-tm	Peak Width	Area	Code	PPB	Name
95	38.14		.210664	384778	VV	0.0000	
96	38.48		.158749	884738	VV	0.0000	
97	38.83		.438655	1080372	VV	0.0000	
98	39.25		.207311	340470	VV	0.0000	
99	39.51		.199611	374361	VV	0.0000	
100	39.73		.175197	294981	VV	0.0000	
101	39.92		.309660	453068	VV	0.0000	
102	40.47	#40.48	.241240	620309	VV	15.9458	Decachlorobiphenyl
103	40.65		.112217	147009	VV	0.0000	
104	40.85		.273522	463032	VV	0.0000	
105	41.25		.339037	379878	VV	0.0000	
106	41.81		.336667	599253	VV	0.0000	
107	42.48		.458891	708138	VB	0.0000	
108	43.46		.297088	115699	BV	0.0000	
109	43.86		.256308	124042	VV	0.0000	
110	44.53		.157615	35551	VV	0.0000	
111	44.81		.195773	304936	VV	0.0000	
112	45.30		.171455	84450	PV	0.0000	
113	45.54		.238703	167619	VV	0.0000	

Total Area : 40987016 Total PPB : 147.697

Report Time : 0848 23Feb1993
Method : /DATA/LOOP/METHOD/B5041_069.MT
Result File : /DATA/LOOP/RESULT/B5041069.RES

1D
PESTICIDE ORGANICS ANALYSIS DATA SHEET

EPA SAMPLE NO.

S115DL

Lab Name: IEA/CT Contract:

Lab Code: IIEACT Case No.: 0060 SAS No.: SDG No.: Z0060

Matrix: (soil/water) SOIL Lab Sample ID: 0060012DL

0822

Sample wt/vol: 30.0 (g/mL) G Lab File ID: A1209281.D

% Moisture: 12 decanted: (Y/N) N Date Received: 01/21/93

Extraction: (SepF/Cont/Sonc) SONC Date Extracted: 01/22/93

Concentrated Extract Volume: 5000(uL) Date Analyzed: 02/13/93

Injection Volume: 1.0(uL) Dilution Factor: 10.0

GPC Cleanup: (Y/N) Y pH: 6.6 Sulfur Cleanup: (Y/N) N

CAS NO.	COMPOUND	CONCENTRATION UNITS: (ug/L or ug/Kg) UG/KG	Q
12674-11-2	Aroclor-1016	380	U
11104-28-2	Aroclor-1221	760	U
11141-16-5	Aroclor-1232	380	U
53469-21-9	Aroclor-1242	380	U
12672-29-6	Aroclor-1248	380	U
11097-69-1	Aroclor-1254	380	U
11096-82-5	Aroclor-1260	590	PD

IEA Pesticide Standard Report

Sample Name : 0060012 S-115 DF=10 Inj on 1412 13Feb1993
sult File :/DATA/LOOP/RESULT/A1209281.RES INSTRUMENT: HP58901A
olumn Type : RTX-35 30-Meter,0.53mm ID Inj. Vol. : 1 ul

0823

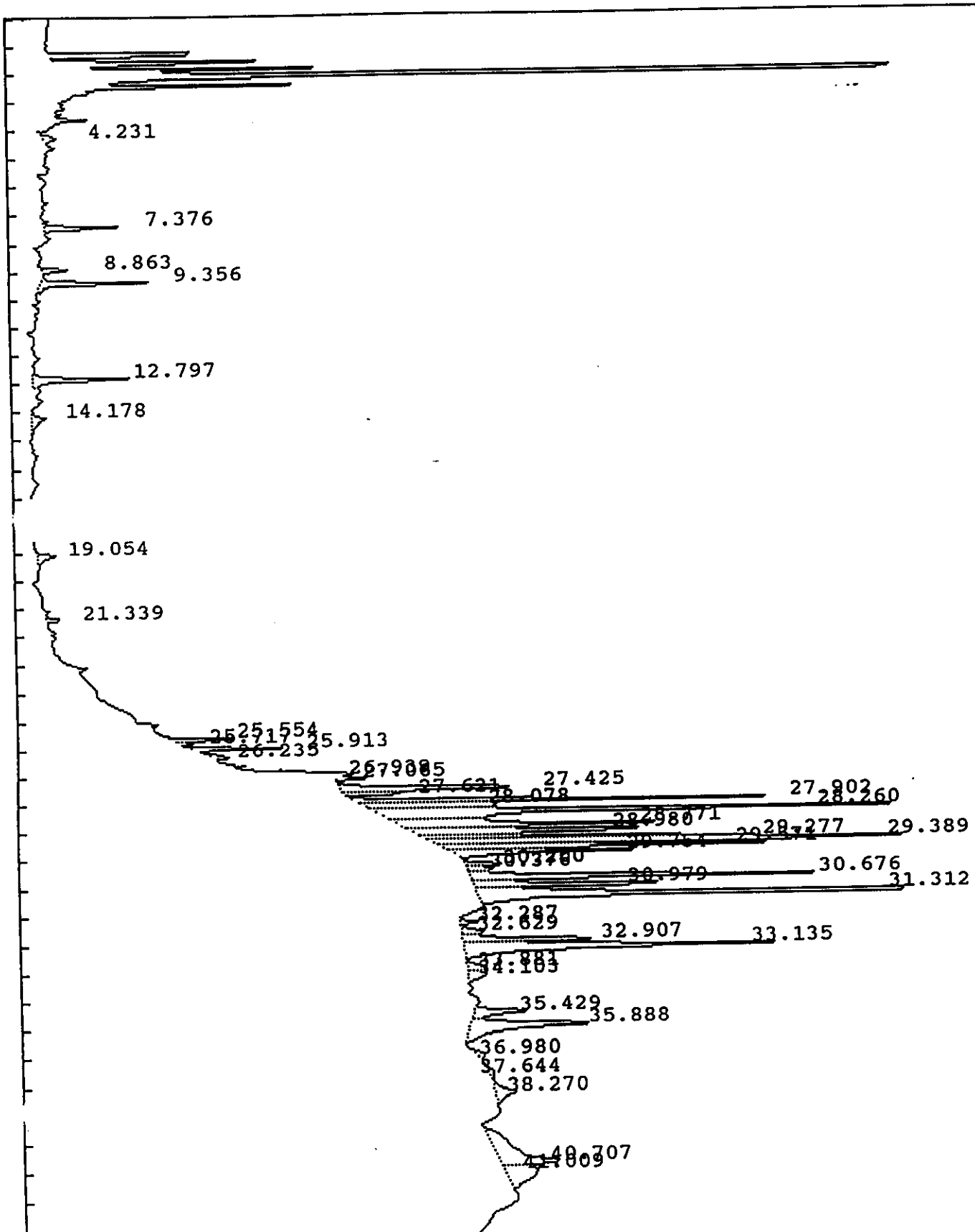

IEA Pesticide Standard Report

Sample Name : 0060012 S-115 DF=10 Inj on 1412 13Feb1993
:sult File :/DATA/LOOP/RESULT/A1209281.RES INSTRUMENT: HP58901A
olumn Type : RTX-35 30-Meter,0.53mm ID Inj. Vol. : 1 ul 0824



IEA Pesticide Standard Report

Report No :383.10

Inj. Vol. : 1 ul

mple Name : 0060012 S-115 DF=10
esult File : /DATA/LOOP/RESULT/A1209281.RES
Column Type : RTX-35 30 Meter,0.53mm ID
Instrument : HP58901A
Calculation : ExternalSTD
Run Time : 46.25 Mins. Injected on 1412 13Feb1993
Sequence File : /DATA/LOOP/SEQUENCE/A1209.SEQ
Subseq/Sample : 3/ 83 Bottle no. : 83

% Dil-Fact
3333.00

Run Status : RunStatusOK
EndOffBaseline

Pk#	RT	ID-tm	Peak Width	Area	Code	PPB	Name
1	4.23		.201966	29821	BB	0.0000	
2	7.38		.106913	93806	VB	0.0000	
3	8.86		.118910	39726	BB	0.0000	
4	9.36		.122259	151594	BB	0.0000	
5	12.80	12.77	.132796	151199	BV	1.5927	Tetrachloro-m-xylene
6	14.18		.278138	44987	PB	0.0000	
7	19.05		.211097	44790	BB	0.0000	
8	21.34		.108337	20853	VB	0.0000	
9	25.55		.082806	74844	BV	0.0000	
10	25.72	25.72	.090915	18074	VB	.1857	~~gamma-Chlordane~~
11	25.91		.085147	104747	BV	0.0000	
12	26.23	26.22	.150069	38300	VB	.3651	~~alpha-Chlordane~~
13	26.94	26.93	.182784	47681	BB	.5987	4,~~4'-DDE~~
14	27.06		.065610	22326	BB	0.0000	
15	27.43		.126961	294831	BV	0.0000	
16	27.62		.096949	74913	VB	0.0000	
17	27.90		.097557	510708	BV	0.0000	
18	28.08	28.13	.113998	194361	VV	2.9310	~~Endrin~~
19	28.26		.137626	944209	VV	0.0000	
20	28.77		.155374	472336	VV	0.0000	
21	28.98		.163822	435477	VV	0.0000	
22	29.28	29.32	.108135	414392	VV	6.4187	~~4,4'-DDT~~
23	29.39		.109413	723704	VV	0.0000	
24	29.57		.102260	394962	VV	0.0000	
25	29.75		.121353	272703	VB	0.0000	
26	30.20	AR1260	.101462	52443	BV	0.0000	
27	30.38		.143811	44393	VV	0.0000	
28	30.68		.129330	536452	VV	0.0000	
29	30.98		.125852	294256	VV	0.0000	
30	31.31		.135768	1022265	VV	0.0000	
31	32.29		.100075	22001	BB	0.0000	
32	32.63	32.69	.204169	49129	BV	.5858	~~Endrin~~ ketone
33	32.91		.140011	222978	VV	0.0000	
34	33.13		.174836	612567	VB	0.0000	
35	33.88		.212795	43880	BV	0.0000	
36	34.10		.273165	53444	VB	0.0000	
37	35.43		.192826	112665	BV	0.0000	
38	35.89		.257928	343569	VB	0.0000	
39	36.98		.289336	25175	BB	0.0000	

AR 2/25

IEA Pesticide Standard Report

Pk#	RT	ID-tm	Peak Width	Area	Code	PPB	Name
0	37.64		.346258	19575	BB	0.0000	
41	38.27		.334272	75713	BB	0.0000	
42	40.71	#40.67	.542081	344542	BV	2.8858	Decachlorobiphenyl
43	41.01		.502943	176245	VB	0.0000	
44	44.09		.385869	67866	BV	0.0000	

Total Area : 9734502 Total PPB : 15.564

Report Time : 2044 15Feb1993
Method : /DATA/LOOP/METHOD/A1209_281.MT
Result File : /DATA/LOOP/RESULT/A1209281.RES

IEA Pesticide Standard Report

Sample Name : 0060012 S-115 DF=10 Inj on 0349 23Feb1993
ult File :/DATA/LOOP/RESULT/B5041068.RES INSTRUMENT: HP58905B
olumn Type : DB-1701 30-Meter,0.53mm ID Inj. Vol. : 1 ul

0 0827

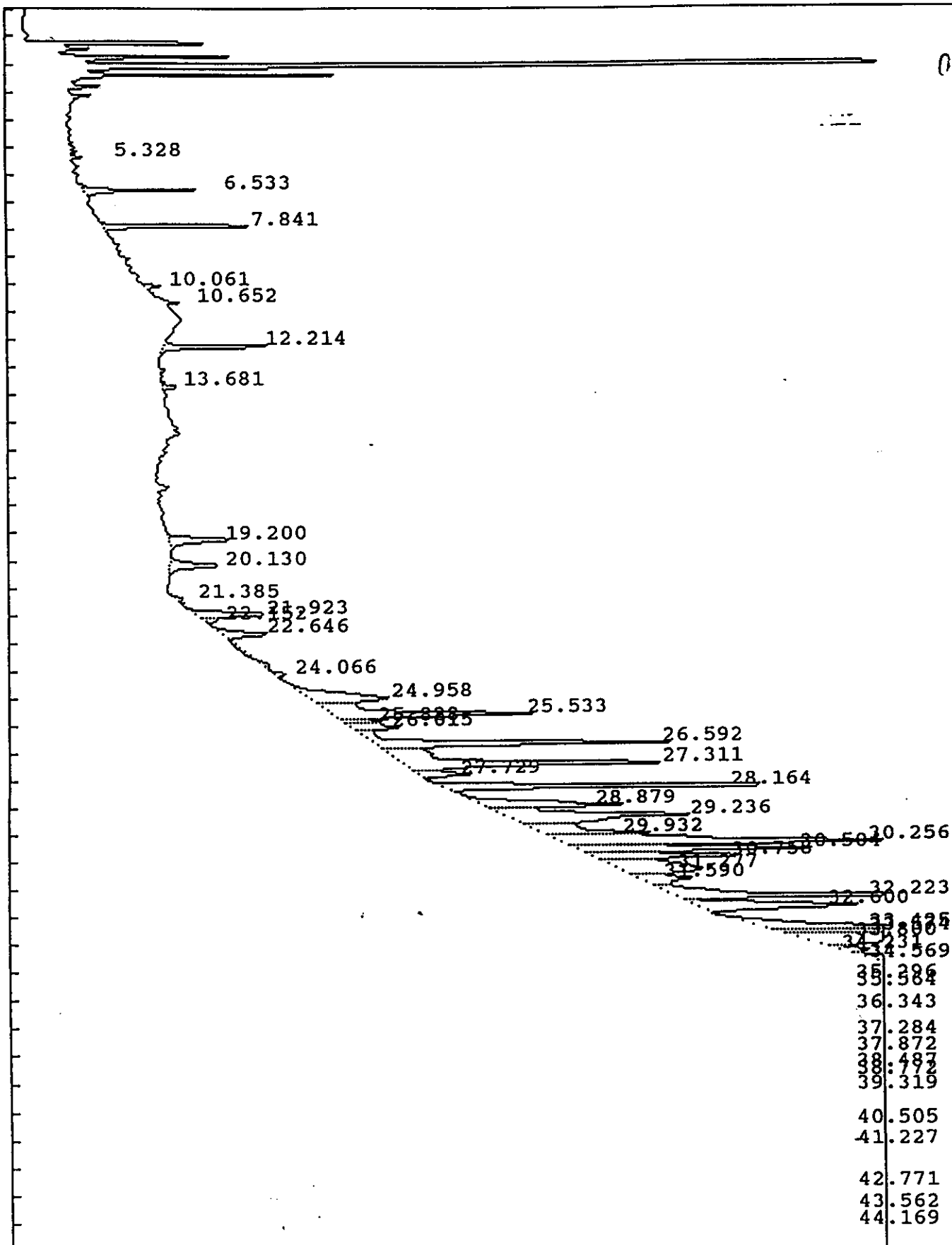

IEA Pesticide Standard Report

Sample Name : 0060012 S-115 DF=10
Result File :/DATA/LOOP/RESULT/B5041068.RES
Column Type : DB-1701 30-Meter,0.53mm ID

Inj on 0349 23Feb1993
INSTRUMENT: HP58905B
Inj. Vol. : 1 ul

0828



0829

IEA Pesticide Standard Report

Report No : 21.10

Inj. Vol. : 1 ul

.nple Name : 0060012 S-115 DF=10
Result File : /DATA/LOOP/RESULT/B5041068.RES
Column Type : DB-1701 30 Meter,0.53mm ID
Instrument : HP58905B
Calculation : ExternalSTD
Run Time : 46.50 Mins. Injected on 0349 23Feb1993
Sequence File : /DATA/LOOP/SEQUENCE/B5041.SEQ
Subseq/Sample : 1/ 68 Bottle no. : 68

% Dil-Fact
3333.00

Run Status : RunStatusOK
EndOffBaseline

Pk#	RT	ID-tm	Peak Width	Area	Code	PPB	Name
1	5.33		.053404	3367	BB	0.0000	
2	6.53		.088068	44686	VB	0.0000	
3	7.84	7.87	.109578	71573	BB	1.6291	Tetrachloro-m-xylene
4	10.06		.106462	7610	BB	0.0000	
5	10.65		.089576	5536	BB	0.0000	
6	12.21		.103159	50868	BB	0.0000	
7	13.68		.111555	6995	BB	0.0000	
8	19.20		.197189	46254	BB	0.0000	
9	20.13		.209647	39230	BB	0.0000	
.0	21.39		.127200	4135	BV	0.0000	
11	21.92		.177501	49812	PV	0.0000	
12	22.15		.137031	7832	VV	0.0000	
13	22.65		.202371	36724	VV	0.0000	
14	24.07	24.12	.263727	12039	PB	.3117	~~alpha-Chlordane~~
15	24.96		.368918	108826	BV	0.0000	
16	25.53		.224005	169388	VV	0.0000	
17	25.83		.154579	22357	VV	0.0000	
18	26.02		.183903	34582	VV	0.0000	
19	26.59		.172620	200193	VV	0.0000	
20	27.31	27.29	.239512	248028	VV	9.4422	~~Endrin~~
21	27.73		.168247	33626	VV	0.0000	
22	28.16		.136083	198333	PV	0.0000	
23	28.88		.236852	129180	VV	0.0000	
24	29.24		.284552	212738	VV	0.0000	
25	29.93		.234779	94540	VV	0.0000	
26	30.26		.195689	308418	VV	0.0000	
27	30.50		.153480	143458	VV	0.0000	
28	30.76		.166190	103779	VV	0.0000	
29	31.28	31.30	.458437	141049	VV	6.8463	~~4,4'-DDT~~
30	31.59		.236205	47953	VV	0.0000	
31	32.22		.176915	176915	VV	0.0000	
32	32.60		.227443	141782	VV	0.0000	
33	33.42	Ar1260	.247712	168772	PV	0.0000	
34	33.57		.124549	67940	VV	0.0000	
5	33.80		.159361	338628	VV	0.0000	
36	34.23		.157249	19581	VV	0.0000	
37	34.57		.280979	38510	VV	0.0000	
38	35.30		.311705	165300	VV	0.0000	
39	35.56		.181045	269014	VV	0.0000	

IEA Pesticide Standard Report

#	RT	ID-tm	Peak Width	Area	Code	PPB	Name
)	36.34	36.39	.468871	771926	VV	30.0344	~~Endrin ketone~~
41	37.28		.483412	281077	VV	0.0000	
42	37.87		.568005	934128	VV	0.0000	
43	38.49		.169985	150998	VV	0.0000	
44	38.77		.365251	235334	VV	0.0000	
45	39.32		.359165	465475	VV	0.0000	
46	40.51	#40.48	.279350	160074	PV	4.1149	Decachlorobiphenyl
47	41.23		.346789	2093986	VV	0.0000	
48	42.77		.591210	427189	BV	0.0000	
49	43.56		.558034	496611	VV	0.0000	
50	44.17		.614873	392393	VV	0.0000	
51	45.42		.477885	281209	VB	0.0000	

Total Area : 10659952 Total PPB : 52.379

Report Time : 0842 23Feb1993
Method : /DATA/LOOP/METHOD/B5041_068.MT
Result File : /DATA/LOOP/RESULT/B5041068.RES

1D
PESTICIDE ORGANICS ANALYSIS DATA SHEET

EPA SAMPLE NO.

S113

Lab Name: IEA/CT Contract:

Lab Code: IIEACT Case No.: 0060 SAS No.: SDG No.: Z0060

Matrix: (soil/water) SOIL Lab Sample ID: 0060013 0831

Sample wt/vol: 30.0 (g/mL) G Lab File ID: A1209289.D

% Moisture: 12 decanted: (Y/N) N Date Received: 01/21/93

Extraction: (SepF/Cont/Sonc) SONC Date Extracted: 01/22/93

Concentrated Extract Volume: 5000(uL) Date Analyzed: 02/13/93

Injection Volume: 1.0(uL) Dilution Factor: 10.0

GPC Cleanup: (Y/N) Y pH: 5.5 Sulfur Cleanup: (Y/N) N

CAS NO.	COMPOUND	CONCENTRATION UNITS: (ug/L or ug/Kg) UG/KG	Q
12674-11-2	Aroclor-1016	380	U
11104-28-2	Aroclor-1221	760	U
11141-16-5	Aroclor-1232	380	U
53469-21-9	Aroclor-1242	380	U
12672-29-6	Aroclor-1248	380	U
11097-69-1	Aroclor-1254	380	U
11096-82-5	Aroclor-1260	3100	P

IEA Pesticide Standard Report

0. 0832

Sample Name : 0060013 S-113 DF=10 Inj on 2123 13Feb1993 INSTRUMENT: HP58901A

Result File :/DATA/LOOP/RESULT/A1209289.RES Inj. Vol. : 1 ul

Column Type : RTX-35 30-Meter,0.53mm ID

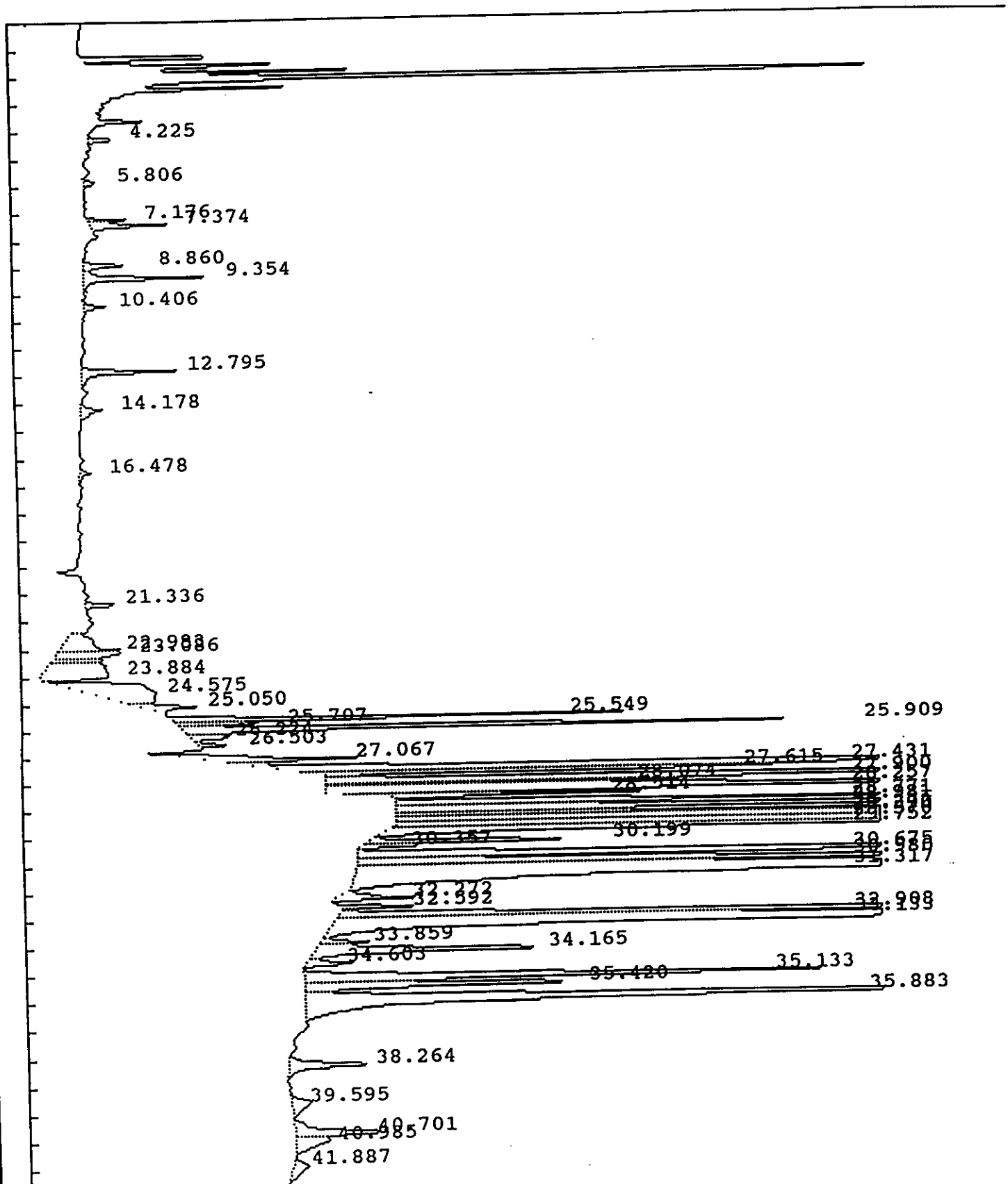

IEA Pesticide Standard Report

Sample Name : 0060013 S-113 DF=10 Inj on 2123 13Feb1993
Result File :/DATA/LOOP/RESULT/A1209289.RES INSTRUMENT: HP58901A
Column Type : RTX-35 30-Meter,0.53mm ID Inj. Vol. : 1 ul

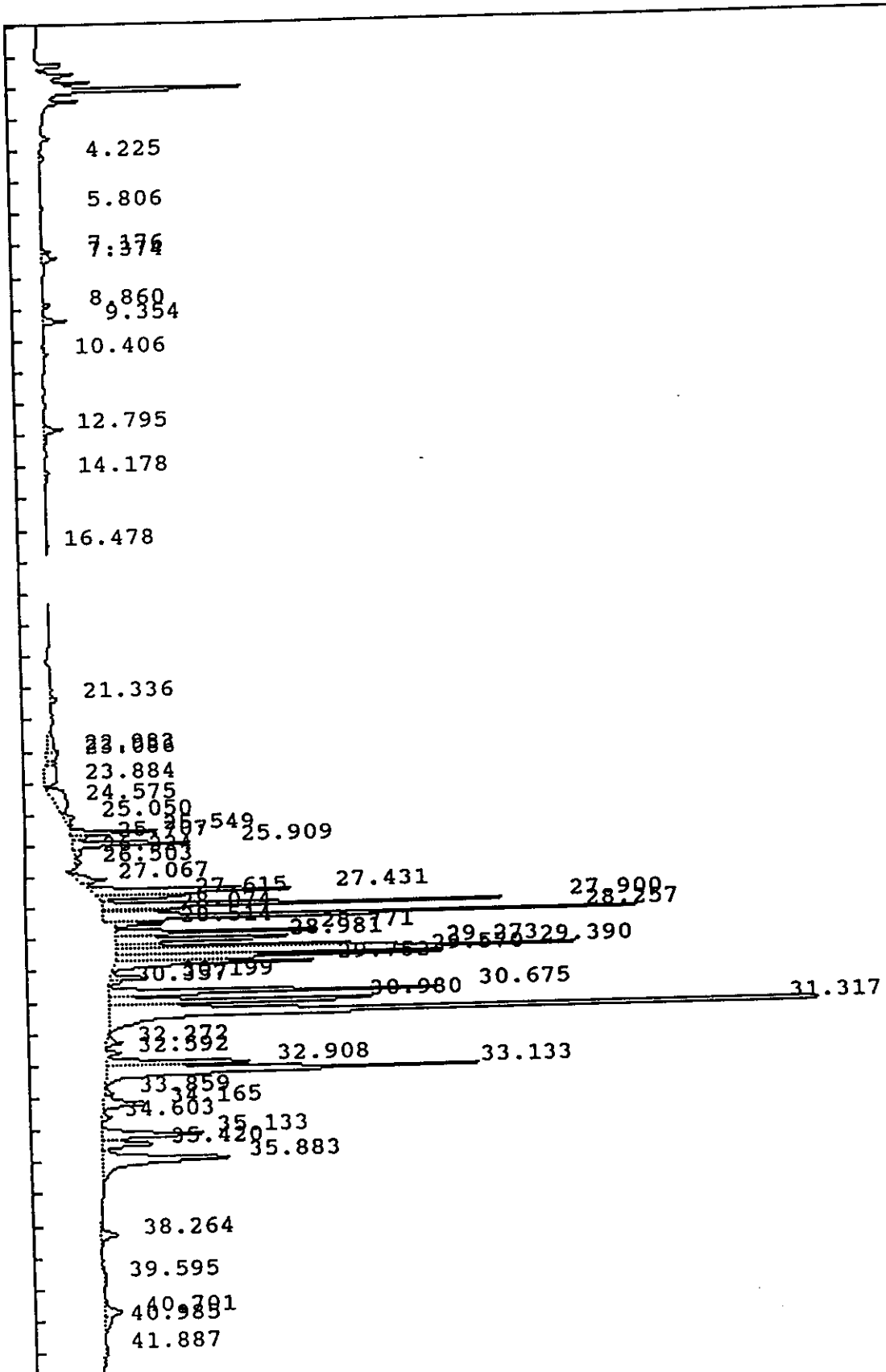

IEA Pesticide Standard Report

Report No :391.10

Inj. Vol. : 1 ul

ple Name : 0060013 S-113 DF=10
Result File : /DATA/LOOP/RESULT/A1209289.RES
Column Type : RTX-35 30 Meter,0.53mm ID
Instrument : HP58901A
Calculation : ExternalSTD
Run Time : 46.25 Mins. Injected on 2123 13Feb1993
Sequence File : /DATA/LOOP/SEQUENCE/A1209.SEQ
Subseq/Sample : 3/ 91 Bottle no. : 91

% Dil-Fact
3333.00

Run Status : EndOffBaseline
SignalOverload

Pk#	RT	ID-tm	Peak Width	Area	Code	PPB	Name
1	4.22		.094954	38674	BV	0.0000	
2	5.81		.142181	23605	BB	0.0000	
3	7.18		.095733	50487	BV	0.0000	
4	7.37		.128083	124927	VV	0.0000	
5	8.86		.144530	78786	BV	0.0000	
6	9.35		.140537	210370	VB	0.0000	
7	10.41		.137343	39605	BB	0.0000	
8	12.79	12.77	.142163	172978	BB	1.8221	Tetrachloro-m-xylene
9	14.18		.222980	56475	BB	0.0000	
	16.48		.183555	24911	BB	0.0000	
11	21.34		.111323	48498	PB	0.0000	
12	22.98	22.99	.305634	232929	VV	2.3600	~~Aldrin~~
13	23.09		.223112	163202	VV	0.0000	
14	23.88		.545374	416062	VB	0.0000	
15	24.57		.781869	619889	BV	0.0000	
16	25.05	25.07	.184323	142415	VB	1.5612	~~Heptachlor epoxide~~
17	25.55		.088607	568705	BV	0.0000	
18	25.71	25.72	.087217	110549	VV	1.1361	~~gamma-Chlordane~~
19	25.91		.104053	936817	VV	0.0000	
20	26.22	26.22	.124071	66716	VV	.6361	~~alpha-Chlordane~~
21	26.50		.093541	43025	VV	0.0000	
22	27.07		.182185	381531	BV	0.0000	
23	27.43		.137409	2004409	VV	0.0000	
24	27.61		.105347	642880	VB	0.0000	
25	27.90		.088365	2584996	BS	0.0000	
26	28.07	28.13	.087294	493946	HS	7.4489	~~Endrin~~
27	28.26		.093889	3749986	HS	0.0000	
28	28.51	28.45	.110156	413962	HS	6.4960	~~4,4'-DDD~~
29	28.77		.084123	1190221	BV	0.0000	
30	28.98		.134076	1536702	VV	0.0000	
31	29.27	29.32	.098594	1972459	VV	30.5523	~~4,4'-DDT~~
32	29.39		.095951	3320356	HS	0.0000	
33	29.57		.099480	2155845	HS	0.0000	
34	29.75		.119794	1656588	HS	0.0000	
	30.20		.099318	297409	BV	0.0000	
	30.36	AR1260	.091416	61389	VB	0.0000	
37	30.67		.112125	2511313	BV	0.0000	
38	30.98		.125936	2382112	VV	0.0000	
39	31.32		.154435	8445524	GS	0.0000	

ok 2/4

IEA Pesticide Standard Report

#	RT	ID-tm	Peak Width	Area	Code	PPB	Name
	32.27		.133196	128730	BB	0.0000	
41	32.59		.112033	108751	BB	0.0000	
42	32.91		.134429	1324934	BV	0.0000	
43	33.13		.166086	3881121	VV	0.0000	
44	33.86		.140442	79068	VV	0.0000	
45	34.16		.180693	509956	VV	0.0000	
46	34.60		.140881	79374	VB	0.0000	
47	35.13		.168315	1082641	BV	0.0000	
48	35.42		.165302	560395	VV	0.0000	
49	35.88		.237584	1951397	VB	0.0000	
50	38.26		.214667	207763	BB	0.0000	
51	39.60		.407476	95843	VB	0.0000	
52	40.70	#40.67	.252266	259659	BV	2.1749	Decachlorobiphenyl
53	40.98		.336827	134593	VB	0.0000	
54	41.89		.458287	76967	BB	0.0000	
55	44.06		.339788	98940	BB	0.0000	
56	45.21		.412702	123868	BB	0.0000	

Total Area : 50675240 Total PPB : 54.188

Report Time : 2141 15Feb1993
Method : /DATA/LOOP/METHOD/A1209_289.MT
Result File : /DATA/LOOP/RESULT/A1209289.RES

IEA Pesticide Standard Report

mple Name : 0060013 S-113 DF=10
.sult File :/DATA/LOOP/RESULT/B5041072.RES
Column Type : DB-1701 30-Meter,0.53mm ID

Inj on 0725 23Feb1993
INSTRUMENT: HP58905B
Inj. Vol. : 1 ul



IEA Pesticide Standard Report

Inj on 0725 23Feb1993
INSTRUMENT: HP58905B
Inj. Vol. : 1 ul

ple Name : 0060013 S-113 DF=10
sult File :/DATA/LOOP/RESULT/B5041072.RES
Column Type : DB-1701 30-Meter,0.53mm ID

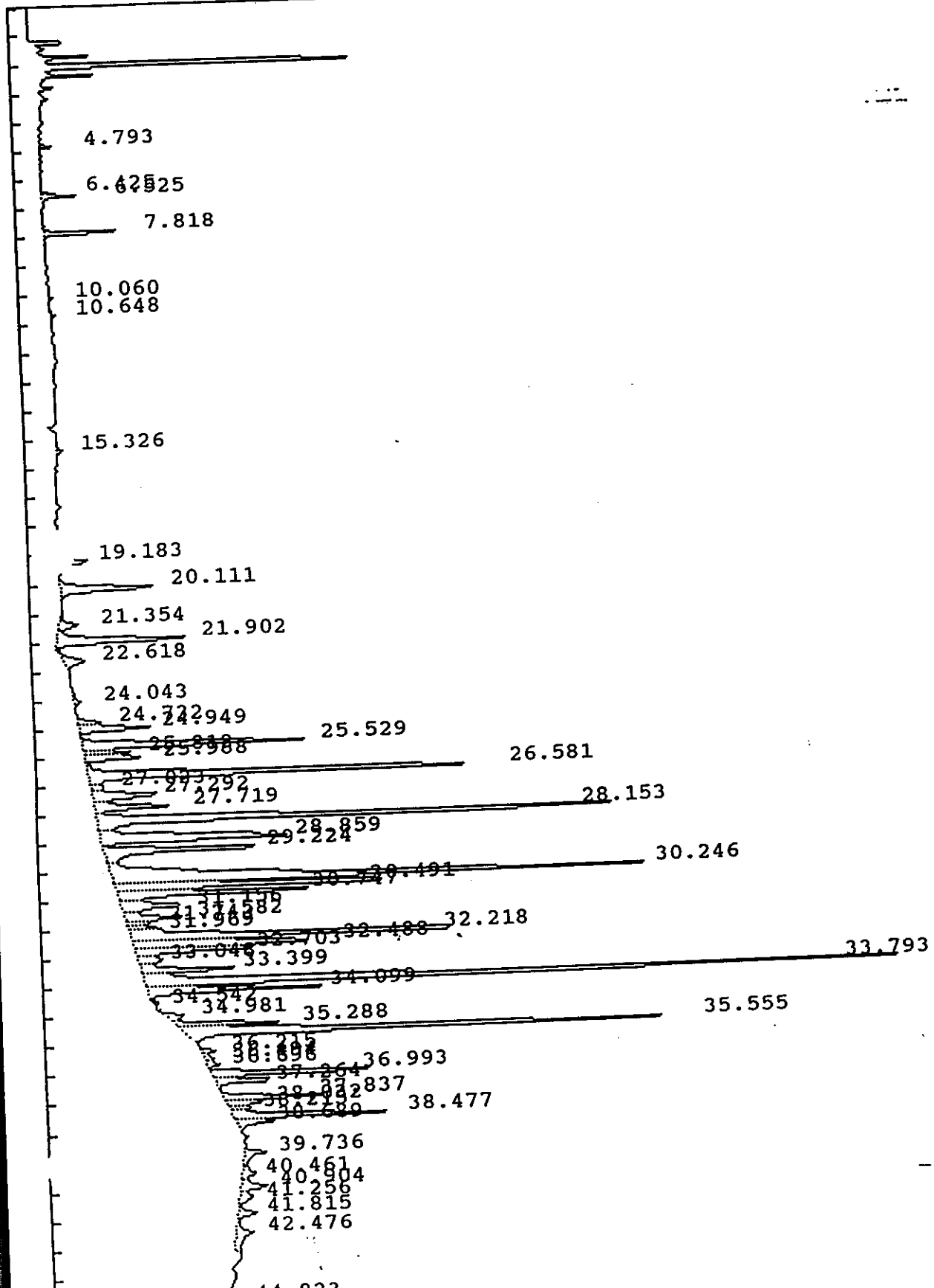

IEA Pesticide Standard Report

#	RT	ID-tm	Peak Width	Area	Code	PPB	Name
3	34.54		.094899	10842	PV	0.0000	
41	34.98		.169261	45311	PV	0.0000	
42	35.29		.116066	205178	VV	0.0000	
43	35.56		.143591	1173888	VV	0.0000	
44	36.22		.129494	34435	BV	0.0000	
45	36.49		.174158	27693	VV	0.0000	
46	36.70		.128387	26746	VV	0.0000	
47	36.99		.119018	352753	PV	0.0000	
48	37.26		.127457	135584	VV	0.0000	
49	37.84		.140493	224682	VV	0.0000	
50	38.03		.136384	74004	VV	0.0000	
51	38.21		.139970	50171	VV	0.0000	
52	38.48		.125884	331541	VV	0.0000	
53	38.69		.172905	106907	VV	0.0000	
54	39.74		.220292	76816	PV	0.0000	
55	40.46	#40.48	.262804	59420	VV	1.5275	Decachlorobiphenyl
56	40.90		.203803	81776	VV	0.0000	
57	41.26		.292370	58648	VV	0.0000	
58	41.81		.195852	58455	VV	0.0000	
59	42.48		.457997	117707	VV	0.0000	
60	44.82		.190636	49068	PV	0.0000	
61	45.55		.403478	64040	VV	0.0000	

Total Area : 17293720 Total PPB : 15.133

Report Time : 0907 23Feb1993
Method : /DATA/LOOP/METHOD/B5041_072.MT
Result File : /DATA/LOOP/RESULT/B5041072.RES

IEA Pesticide Standard Report

Report No : 25.10

Inj. Vol. : 1 ul

ple Name : 0060013 S-113 DF=10
Result File : /DATA/LOOP/RESULT/B5041072.RES
Column Type : DB-1701 30 Meter,0.53mm ID
Instrument : HP58905B
Calculation : ExternalSTD
Run Time : 46.50 Mins. Injected on 0725 23Feb1993
Sequence File : /DATA/LOOP/SEQUENCE/B5041.SEQ
Subseq/Sample : 1/ 72 Bottle no. : 72

% Dil-Fact
3333.00

Run Status : RunStatusOK
EndOffBaseline

Pk#	RT	ID-tm	Peak Width	Area	Code	PPB	Name
1	4.79		.052114	13991	BV	0.0000	
2	6.43		.057091	7385	BV	0.0000	
3	6.53		.085367	58201	VB	0.0000	
4	7.82		.093521	127334	BB	0.0000	TCX
5	10.06		.079160	4946	BB	0.0000	
6	10.65		.094249	7137	BB	0.0000	
7	15.33		.119000	12118	BB	0.0000	
8	19.18		.202345	90138	BB	0.0000	
9	20.11		.197908	294751	BB	0.0000	
10	21.35		.222059	59367	BV	0.0000	
11	21.90		.199147	399559	VV	0.0000	
12	22.62		.284882	90194	PB	0.0000	
13	24.04		.212912	21149	BB	0.0000	
14	24.73		.144914	51619	BV	0.0000	
15	24.95		.175993	198687	VV	0.0000	
16	25.53		.165888	592842	VV	0.0000	
17	25.81		.144197	105382	VV	0.0000	
18	25.99	25.94	.144484	132024	VV	4.6297	~~Dieldrin~~
19	26.58		.162067	1042877	PV	0.0000	arr 1
20	27.02		.171258	30823	VV	0.0000	
21	27.29	27.29	.227455	235785	VV	8.9761	~~Endrin~~
22	27.72		.169712	205810	VV	0.0000	
23	28.15		.152956	1347260	VV	0.0000	
24	28.86		.242714	709803	VV	0.0000	
25	29.22		.172692	468068	PV	0.0000	
26	30.25		.205597	1747173	VV	0.0000	
27	30.49		.138424	687403	VV	0.0000	
28	30.75		.151267	503294	VV	0.0000	
29	31.16		.223878	227899	VV	0.0000	
30	31.58		.159755	143359	VV	0.0000	
31	31.74		.126240	52174	VV	0.0000	
32	31.97		.142542	71741	VV	0.0000	
33	32.22		.157409	956209	VV	0.0000	
34	32.49		.178007	535804	VV	0.0000	
35	32.70	Ar1260	.149762	274459	VV	0.0000	
36	33.05		.237299	87020	VV	0.0000	
37	33.40		.147557	231346	VV	0.0000	
38	33.79		.135479	1699104	VV	0.0000	
39	34.10		.140803	403814	VV	0.0000	

1D
PESTICIDE ORGANICS ANALYSIS DATA SHEET

EPA SAMPLE NO.

S113DL

Lab Name: IEA/CT Contract:

Lab Code: IIEACT Case No.: 0060 SAS No.: SDG No.: Z0060

Matrix: (soil/water) SOIL Lab Sample ID: 0060013DL 0840

Sample wt/vol: 30.0 (g/mL) G Lab File ID: A1209419.D

% Moisture: 12 decanted: (Y/N) N Date Received: 01/21/93

Extraction: (SepF/Cont/Sonc) SONC Date Extracted: 01/22/93

Concentrated Extract Volume: 5000(uL) Date Analyzed: 02/20/93

Injection Volume: 1.0(uL) Dilution Factor: 100.0

GPC Cleanup: (Y/N) Y pH: 5.5 Sulfur Cleanup: (Y/N) N

CAS NO.	COMPOUND	CONCENTRATION UNITS: (ug/L or ug/Kg) UG/KG	Q
12674-11-2	Aroclor-1016	3800	U
11104-28-2	Aroclor-1221	7600	U
11141-16-5	Aroclor-1232	3800	U
53469-21-9	Aroclor-1242	3800	U
12672-29-6	Aroclor-1248	3800	U
11097-69-1	Aroclor-1254	3800	U
11096-82-5	Aroclor-1260	3400	JPD

IEA Pesticide Standard Report

Sample Name : 0060013DS-113 DF=100 Inj on 1629 20Feb1993
Result File :/DATA/LOOP/RESULT/A1209419.RES INSTRUMENT: HP58901A
Column Type : RTX-35 30-Meter,0.53mm ID Inj. Vol. : 1 ul



IEA Pesticide Standard Report

mple Name : 0060013 S-113 DF=100
..esult File : /DATA/LOOP/RESULT/A1209419.RES
Column Type : RTX-35 30 Meter,0.53mm ID
Instrument : HP58901A
Calculation : ExternalSTD
Run Time : 46.25 Mins. Injected on 1629 20Feb1993
Sequence File : /DATA/LOOP/SEQUENCE/A1209.SEQ
Subseq/Sample : 5/ 23 Bottle no. : 23

Report No :528.10

Inj. Vol. : 1 ul

% Dil-Fact
3333.00

Run Status : RunStatusOK
EndOffBaseline

Pk#	RT	ID-tm	Peak Width	Area	Code	PPB	Name
1	7.36		.099493	29405	BB	0.0000	
2	8.84		.117551	17289	BB	0.0000	
3	9.34		.123973	151117	BB	0.0000	
4	10.04		.118747	40052	BB	0.0000	
5	14.76		.186412	25175	BB	0.0000	
6	21.31		.107693	15126	BB	0.0000	
7	23.07		.305666	81869	VV	0.0000	
8	24.75		.257419	88628	VV	0.0000	
9	25.06	25.07	.161201	26109	VV	.2862	~~Heptachlor epoxide~~
0	25.25		.136266	39092	VV	0.0000	
11	25.53		.097611	84091	VV	0.0000	
12	25.69	25.72	.097327	18029	VV	.1853	~~gamma-Chlordane~~
13	25.89		.122170	136446	VB	0.0000	
14	26.48		.113209	11882	BV	0.0000	
15	26.81		.110575	80986	PP	0.0000	
16	27.07		.172828	68937	PV	0.0000	
17	27.41		.170959	318222	VV	0.0000	
18	27.60		.126608	119207	VV	0.0000	
19	27.88		.108499	400080	VV	0.0000	
20	28.06	28.13	.108658	124659	VV	1.8799	~~Endrin~~
21	28.24		.125788	598806	VV	0.0000	
22	28.50	28.45	.168847	184921	VV	2.9018	~~4,4'-DDD~~
23	28.75		.129782	327092	VV	0.0000	
24	28.96		.172432	318671	VV	0.0000	
25	29.25		.120677	304953	VV	0.0000	
26	29.37	29.32	.109381	413951	VV	6.4119	~~4,4'-DDT~~
27	29.55	29.50	.115179	321804	VV	5.4439	~~Endrin aldehyde~~
28	29.73		.167253	293585	VV	0.0000	
29	30.18		.167410	107499	VV	0.0000	
30	30.34	AE1160	.161678	88590	VV	0.0000	02/25
31	30.65		.137914	337266	VV	0.0000	
32	30.96		.137904	269919	VV	0.0000	
33	31.29		.161677	783552	VB	0.0000	
34	32.88		.134696	120970	PV	0.0000	
35	33.12		.341822	891546	VV	0.0000	
36	34.15		.252959	62886	VV	0.0000	
37	35.10		.170365	92877	VV	0.0000	
38	35.39		.149344	42650	VV	0.0000	
39	35.85		.206708	129725	PB	0.0000	

IEA Pesticide Standard Report

Pk#	RT	ID-tm	Peak Width	Area	Code	PPB	Name
0	38.22		.994108	150267	BB	0.0000	
1	40.66	#40.67	.621517	125483	BB	1.0510	~~Decachlorobiphenyl~~
42	43.88		.937363	129125	PV	0.0000	

out 2/21

Total Area : 7972541 Total PPB : 18.160

Report Time : 1459 23Feb1993
Method : /DATA/LOOP/METHOD/A1209_419.MT
Result File : /DATA/LOOP/RESULT/A1209419.RES

IEA Pesticide Standard Report

Sample Name : 0060013 S-113 DF=100 Inj on 0631 23Feb1993
Result File :/DATA/LOOP/RESULT/B5041071.RES INSTRUMENT: HP58905B
Column Type : DB-1701 30-Meter,0.53mm ID Inj. Vol. : 1 ul

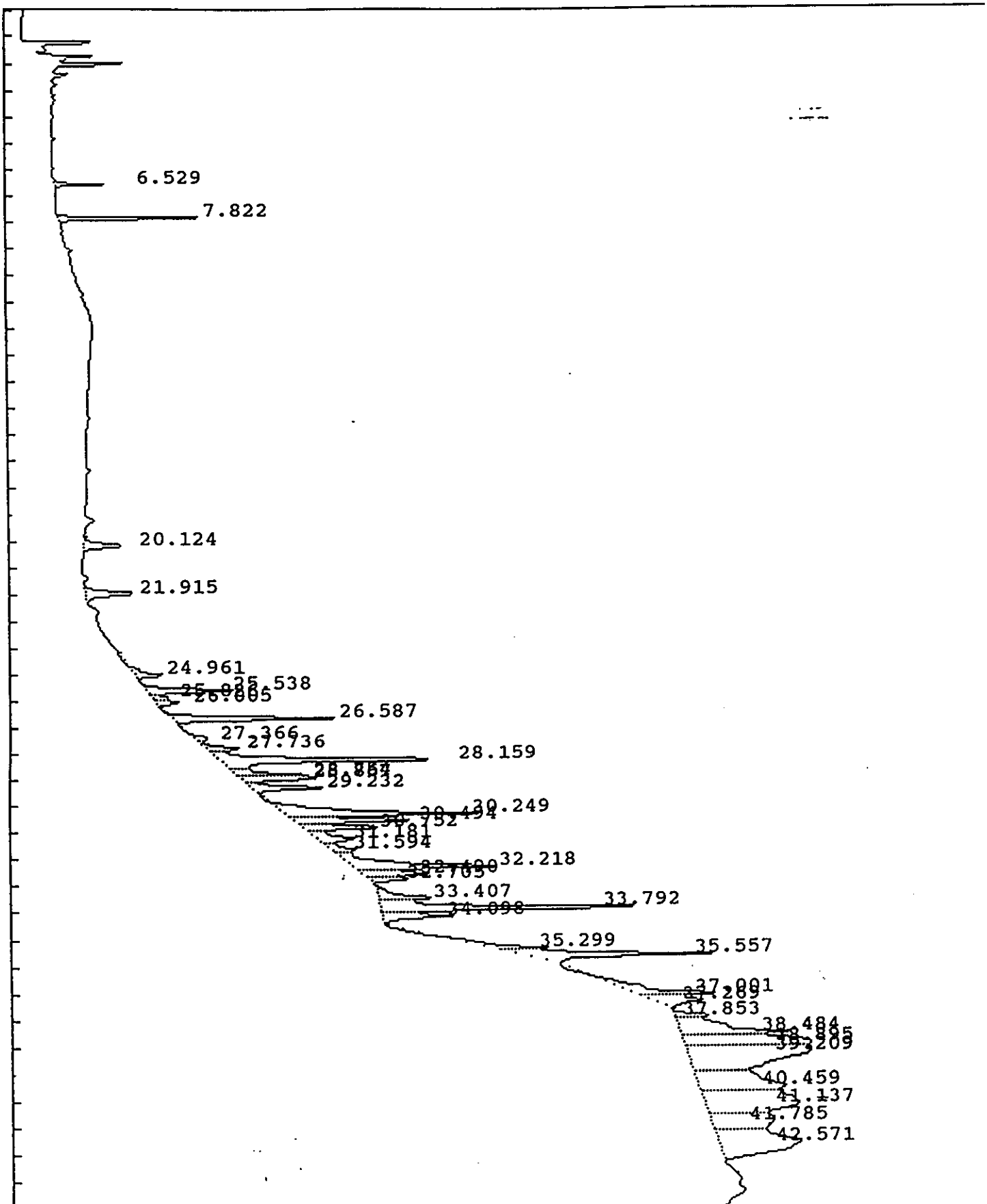

IEA Pesticide Standard Report

Sample Name : 0060013 S-113 DF=100 Report No : 24.10
Result File : /DATA/LOOP/RESULT/B5041071.RES
Column Type : DB-1701 30 Meter,0.53mm ID Inj. Vol. : 1 ul
Instrument : HP58905B
Calculation : ExternalSTD
Run Time : 46.48 Mins. Injected on 0631 23Feb1993
Sequence File : /DATA/LOOP/SEQUENCE/B5041.SEQ
Subseq/Sample : 1/ 71 Bottle no. : 71

% Dil-Fact
3333.00

Run Status : RunStatusOK
EndOffBaseline

Pk#	RT	ID-tm	Peak Width	Area	Code	PPB	Name
1	6.53		.071712	17802	BB	0.0000	
2	7.82	7.87	.078502	59748	BB	1.3600	~~Tetrachloro-m-xylene~~
3	20.12		.187494	28871	BB	0.0000	
4	21.92		.207831	41343	BV	0.0000	
5	24.96		.178520	20205	BV	0.0000	
6	25.54		.167924	57757	VV	0.0000	
7	25.83		.143943	9902	VV	0.0000	
8	26.00	25.94	.152771	14349	VV	.5032	~~Dieldrin~~
9	26.59		.148220	96608	PV	0.0000	
10	27.37		.225777	10446	VV	0.0000	
11	27.74		.188190	25165	VV	0.0000	
12	28.16		.186493	175671	VV	0.0000	
13	28.75		.153372	42758	VV	0.0000	
14	28.87		.154205	47237	VV	0.0000	
15	29.23		.162900	49686	VV	0.0000	
16	30.25		.206361	159643	PV	0.0000	
17	30.49		.146074	72515	VV	0.0000	
18	30.75		.160126	52981	VV	0.0000	
19	31.18		.260210	39126	VV	0.0000	
20	31.59		.211479	22242	VV	0.0000	
21	32.22		.237083	143400	VV	0.0000	
22	32.49		.169295	46326	VV	0.0000	
23	32.71	AR1260	.139420	21354	VV	0.0000	
24	33.41		.218541	47258	BV	0.0000	
25	33.79		.162327	184691	VV	0.0000	
26	34.10		.168140	47399	VV	0.0000	
27	35.30		.217489	53937	PV	0.0000	
28	35.56		.187040	149559	VB	0.0000	
29	37.00		.248486	87585	BV	0.0000	
30	37.27		.273133	57038	VB	0.0000	
31	37.85		.139439	20299	BV	0.0000	
32	38.48		.317102	134903	VV	0.0000	
33	38.89		.378389	182609	VV	0.0000	
34	39.21		.705951	331186	VV	0.0000	
35	40.46	#40.48	.636163	209544	VV	5.3866	~~Decachlorobiphenyl~~
36	41.14		.717694	253798	VV	0.0000	
37	41.78		.586985	140964	VV	0.0000	
38	42.57		.761994	239480	VB	0.0000	
39	45.82		.419729	16665	PV	0.0000	

283/1

Total Area : 3412051 Total PPB : 7.250

IEA Pesticide Standard Report

.port Time : 0858 23Feb1993
Method : /DATA/LOOP/METHOD/B5041_071.MT
Result File : /DATA/LOOP/RESULT/B5041071.RES

1D
PESTICIDE ORGANICS ANALYSIS DATA SHEET

EPA SAMPLE NO.

S111 0 0847

Lab Name: IEA/CT Contract:

Lab Code: IIEACT Case No.: 0060 SAS No.: SDG No.: Z0060

Matrix: (soil/water) SOIL Lab Sample ID: 0060014

Sample wt/vol: 30.0 (g/mL) G Lab File ID: A1209293.D

% Moisture: 15 decanted: (Y/N) N Date Received: 01/21/93

Extraction: (SepF/Cont/Sonc) SONC Date Extracted: 01/22/93

Concentrated Extract Volume: 5000(uL) Date Analyzed: 02/14/93

Injection Volume: 1.0(uL) Dilution Factor: 1.0

GPC Cleanup: (Y/N) Y pH: 6.0 Sulfur Cleanup: (Y/N) N

CAS NO.	COMPOUND	CONCENTRATION UNITS: (ug/L or ug/Kg) UG/KG	Q
12674-11-2	Aroclor-1016	39	U
11104-28-2	Aroclor-1221	79	U
11141-16-5	Aroclor-1232	39	U
53469-21-9	Aroclor-1242	39	U
12672-29-6	Aroclor-1248	39	U
11097-69-1	Aroclor-1254	39	U
11096-82-5	Aroclor-1260	1300	

IEA Pesticide Standard Report

mple Name : 0060014 S-111 Inj on 0055 14Feb1993

sult File :/DATA/LOOP/RESULT/A1209293.RES INSTRUMENT: HP58901A

Column Type : RTX-35 30-Meter,0.53mm ID Inj. Vol. : 1 ul

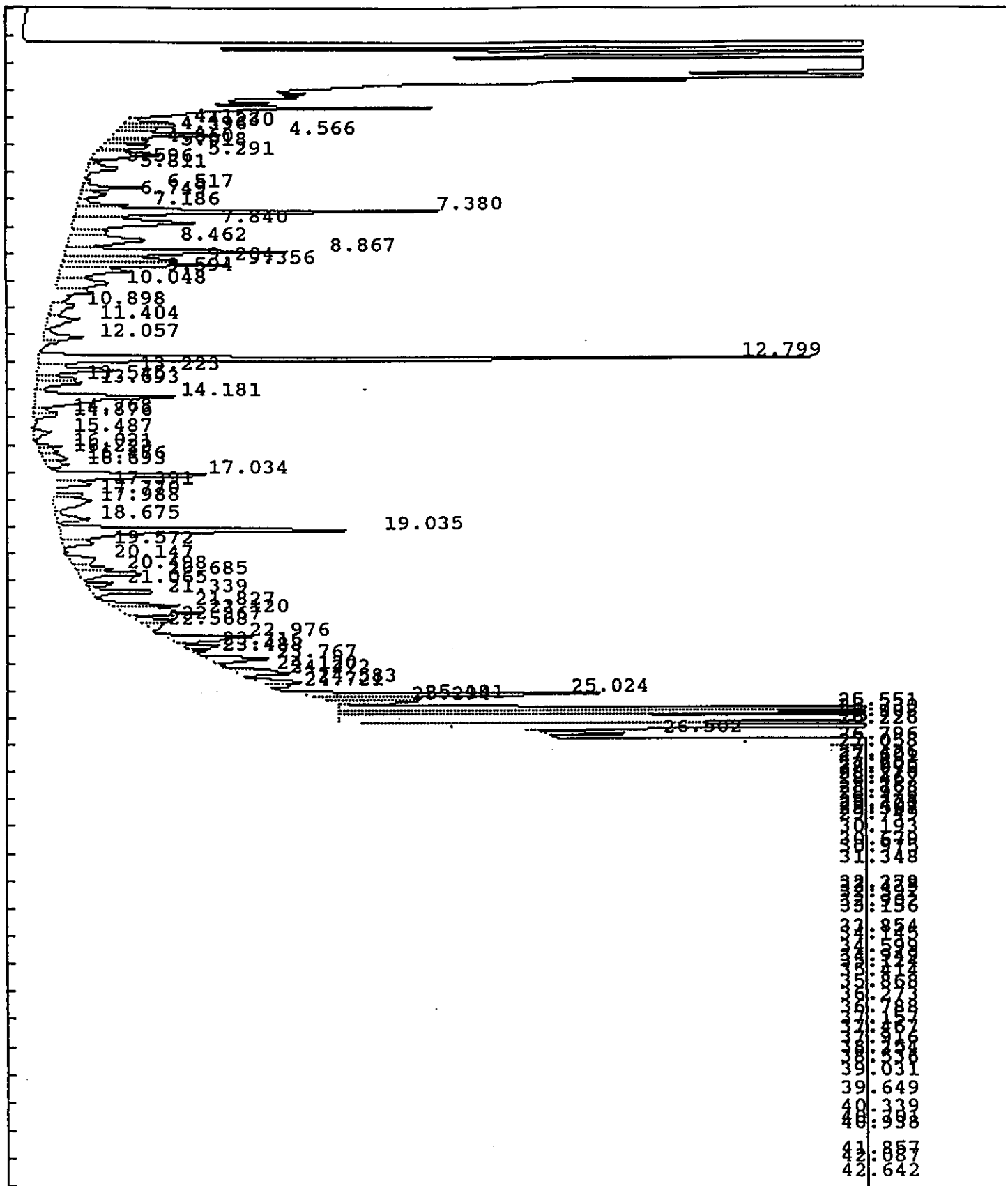

IEA Pesticide Standard Report

Sample Name : 0060014 S-111 Inj on 0055 14Feb1993
Result File :/DATA/LOOP/RESULT/A1209293.RES INSTRUMENT: HP58901A
Column Type : RTX-35 30-Meter,0.53mm ID Inj. Vol. : 1 ul

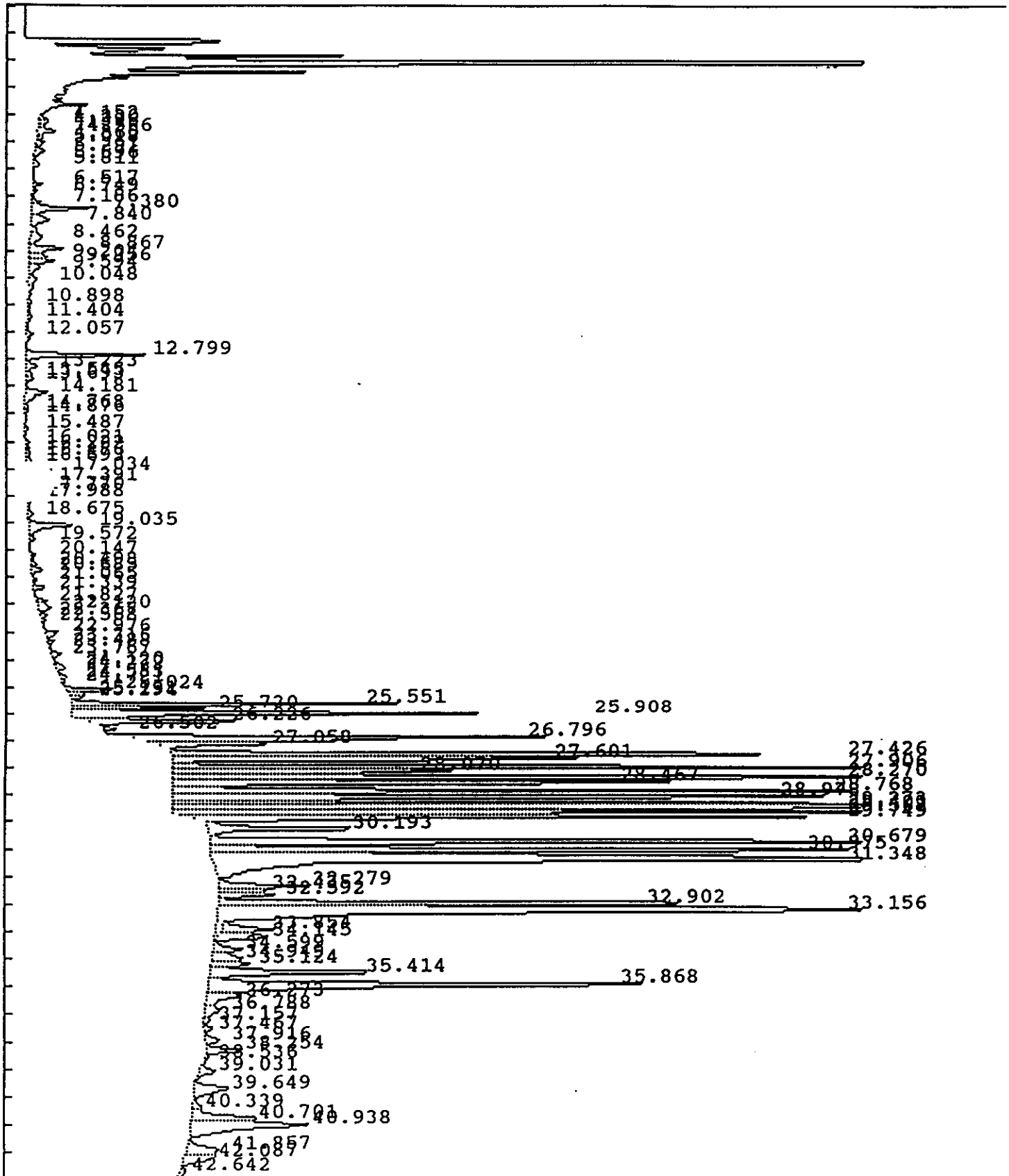

IEA Pesticide Standard Report

ple Name : 0060014 S-111 Report No :395.10
Result File : /DATA/LOOP/RESULT/A1209293.RES
Column Type : RTX-35 30 Meter,0.53mm ID Inj. Vol. : 1 ul
Instrument : HP58901A
Calculation : ExternalSTD
Run Time : 46.25 Mins. Injected on 0055 14Feb1993
Sequence File : /DATA/LOOP/SEQUENCE/A1209.SEQ
Subseq/Sample : 3/ 95 Bottle no. : 95

% Dil-Fact
3333.00

Run Status : EndOffBaseline
SignalOverload

Pk#	RT	ID-tm	Peak Width	Area	Code	PPB	Name
1	4.15		.088455	44554	BV	0.0000	
2	4.23		.123654	71734	VV	0.0000	
3	4.40		.114504	45430	VV	0.0000	
4	4.57		.109964	178402	VV	0.0000	
5	4.86		.087125	41453	VV	0.0000	
6	5.02		.105687	73046	VV	0.0000	
7	5.29		.154087	135358	VV	0.0000	
8	5.60		.071757	10971	PV	0.0000	
9	5.81		.190252	69939	VV	0.0000	
10	6.52		.100235	78057	VV	0.0000	
11	6.75		.191483	56129	VV	0.0000	
12	7.19		.145340	86229	VV	0.0000	
13	7.38		.139035	608020	VV	0.0000	
14	7.84		.261866	356631	VV	0.0000	
15	8.46		.293273	259444	VV	0.0000	
16	8.87		.182685	478875	VV	0.0000	
17	9.20		.138677	175939	VV	0.0000	
18	9.36		.143507	272907	VV	0.0000	
19	9.59		.216199	178862	VV	0.0000	
20	10.05		.303257	175735	VV	0.0000	
21	10.90		.289458	80072	VV	0.0000	
22	11.40		.259494	91076	VV	0.0000	
23	12.06		.177116	81444	VV	0.0000	
24	12.80	12.77	.118265	1138060	PV	11.9881	Tetrachloro-m-xylene
25	13.22		.183403	166732	VV	0.0000	
26	13.54		.143330	66529	VV	0.0000	
27	13.69		.181644	93072	VV	0.0000	
28	14.18		.254313	404048	VV	0.0000	
29	14.77		.112392	29650	VV	0.0000	
30	14.88		.146644	40188	VV	0.0000	
31	15.49		.185653	37329	PB	0.0000	
32	16.02		.120029	34777	BV	0.0000	
33	16.22		.139161	30225	VV	0.0000	
34	16.48		.212617	61861	VV	0.0000	
35	16.69		.157101	44761	VB	0.0000	
36	17.03		.203890	373298	BV	0.0000	
37	17.39		.159721	80091	VB	0.0000	
38	17.77		.126108	54187	BV	0.0000	
39	17.99		.331236	140094	VV	0.0000	

IEA Pesticide Standard Report

Pk#	RT	ID-tm	Peak Width	Area	Code	PPB	Name
0	18.67		.193286	68974	VV	0.0000	
41	19.04		.193301	669049	VV	0.0000	
42	19.57		.168706	59970	VV	0.0000	
43	20.15		.264988	78602	BV	0.0000	
44	20.50		.143235	64004	VV	0.0000	
45	20.69		.150567	128120	VB	0.0000	
46	21.06		.119639	42811	BV	0.0000	
47	21.34		.123379	114718	VB	0.0000	
48	21.83	21.78	.134248	112230	BV	1.3330	~~delta-BHC~~
49	22.12		.201105	195185	VV	0.0000	
50	22.37		.175352	76553	VV	0.0000	
51	22.57		.178508	38712	VB	0.0000	
52	22.98	22.99	.148305	170040	BV	1.7228	~~Aldrin~~
53	23.32		.093624	53499	VV	0.0000	
54	23.49		.105054	22825	VB	0.0000	
55	23.77		.179797	125038	BB	0.0000	
56	24.12		.079723	43980	BV	0.0000	
57	24.27		.144297	91228	VB	0.0000	
58	24.58		.118748	75575	BV	0.0000	
59	24.72		.084528	28924	VB	0.0000	
60	25.02	25.07	.112322	449678	BV	4.9295	~~Heptachlor epoxide~~
61	25.19		.088501	110186	VV	0.0000	
62	25.29		.108841	123296	VB	0.0000	
63	25.55		.083217	2451178	BV	0.0000	
64	25.73	25.72	.102721	1056474	VV	10.8577	~~gamma-Chlordane~~
65	25.91		.100843	3792610	HS	0.0000	
66	26.23	26.22	.111868	1667414	HS	15.8971	~~alpha-Chlordane~~
67	26.50		.065881	102299	BB	0.0000	
68	26.80		.145444	4675267	BV	0.0000	
69	27.06		.096801	870096	VB	0.0000	
70	27.43		.134680	6546941	GV	0.0000	
71	27.60		.115876	3491701	VB	0.0000	
72	27.91		.126913	6154869	GS	0.0000	
73	28.07	28.13	.091489	2385703	GS	35.9774	~~Endrin~~
74	28.27		.146411	7100867	GS	0.0000	
75	28.47	28.45	.097247	4719111	GS	74.0531	~~4,4'-DDD~~
76	28.77		.104128	5049313	GS	0.0000	
77	28.98		.138664	6723673	GS	0.0000	
78	29.27	29.32	.100457	4872223	GS	75.4681	~~4,4'-DDT~~
79	29.40		.169079	8201544	GS	0.0000	
80	29.57	29.50	.128975	6255516	GS	105.8238	~~Endrin aldehyde~~
81	29.75		.128916	6175933	GS	0.0000	
82	30.19	AH126O	.120544	1735003	BB	0.0000	
83	30.68		.157131	7228591	GS	0.0000	892/25
84	30.97		.138601	6375874	GS	0.0000	
85	31.35		.298129	13666400	GS	0.0000	
86	32.28		.132843	911469	BV	0.0000	
87	32.44		.119694	432519	VV	0.0000	
88	32.59		.135502	561830	VV	0.0000	
89	32.90		.126336	5074620	GV	0.0000	
90	33.16		.257187	11680182	GS	0.0000	
91	33.85		.174581	650277	BT	0.0000	
92	34.14		.220708	783758	VT	0.0000	
93	34.60		.194624	400013	BV	0.0000	
94	34.95		.215108	477967	VV	0.0000	

IEA Pesticide Standard Report

Pk#	RT	ID-tm	Peak Width	Area	Code	PPB	Name
[illegible]	35.12		.166842	462497	VV	0.0000	
96	35.41		.160677	2095845	VV	0.0000	
97	35.87		.180380	6072151	VV	0.0000	
98	36.27		.258668	631942	VV	0.0000	
99	36.79		.244961	287169	VV	0.0000	
100	37.16		.140443	66539	VB	0.0000	
101	37.47		.179620	108829	BV	0.0000	
102	37.92		.227642	229038	VV	0.0000	
103	38.25		.157300	449928	VB	0.0000	
104	38.54		.108441	28409	BV	0.0000	
105	39.03		.236959	259002	VB	0.0000	
106	39.65		.291334	717702	BV	0.0000	
107	40.34		.204292	135291	VV	0.0000	
108	40.70	#40.67	.208441	981805	VV	8.2235	Decachlorobiphenyl
109	40.94		.290406	2398318	VB	0.0000	
110	41.86		.311933	692956	BV	0.0000	
111	42.09		.270714	559510	VV	0.0000	
112	42.64		.352638	137921	VB	0.0000	
113	44.03		.334729	975651	BB	0.0000	
114	44.84		.244117	197624	BV	0.0000	
115	45.20		.274158	518025	VB	0.0000	

Total Area : 159665728 Total PPB : 346.274

Report Time : 2217 15Feb1993
Method : /DATA/LOOP/METHOD/A1209_293.MT
Result File : /DATA/LOOP/RESULT/A1209293.RES

IEA Pesticide Standard Report

Sample Name : 0060014 S-111
Result File :/DATA/LOOP/RESULT/B5041078.RES
Column Type : DB-1701 30-Meter,0.53mm ID

Inj on 1332 23Feb1993
INSTRUMENT: HP58905B
Inj. Vol. : 1 ul

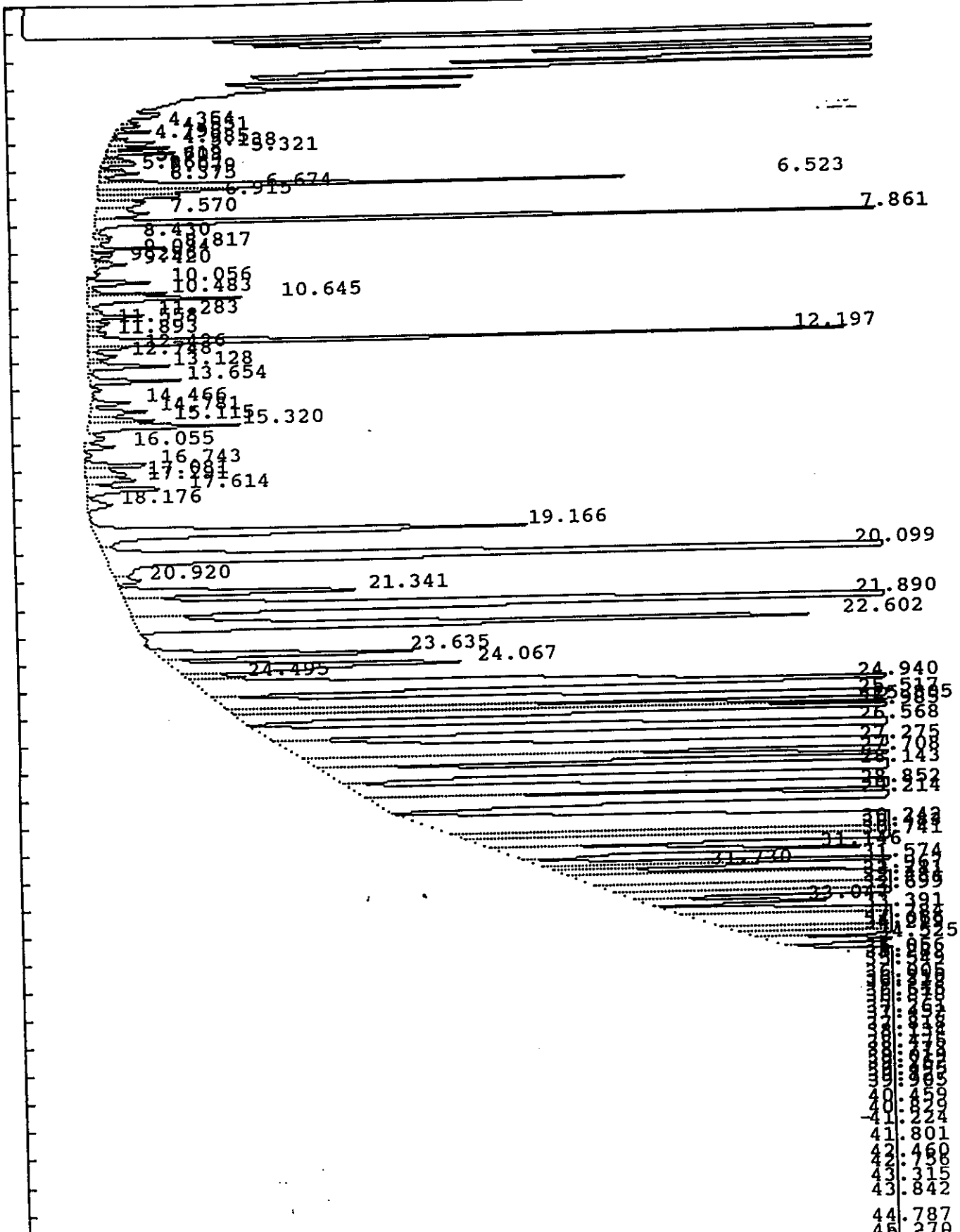

IEA Pesticide Standard Report

Report No : 31.10

Inj. Vol. : 1 ul

ple Name : 0060014 S-111
Result File : /DATA/LOOP/RESULT/B5041078.RES
Column Type : DB-1701 30 Meter,0.53mm ID
Instrument : HP58905B
Calculation : ExternalSTD
Run Time : 46.52 Mins. Injected on 1332 23Feb1993
Sequence File : /DATA/LOOP/SEQUENCE/B5041.SEQ
Subseq/Sample : 1/ 78 Bottle no. : 78

% Dil-Fact
3333.00

Run Status : EndOffBaseline
SignalOverload

Pk#	RT	ID-tm	Peak Width	Area	Code	PPB	Name
1	4.35		.059371	5297	VV	0.0000	
2	4.55		.068527	11089	PB	0.0000	
3	4.80		.045638	3536	BV	0.0000	
4	4.99		.069433	21303	VV	0.0000	
5	5.14		.065304	20004	VV	0.0000	
6	5.32		.065179	29416	VV	0.0000	
7	5.62		.089013	8919	VV	0.0000	
8	5.71		.121537	16843	VV	0.0000	
9	5.97		.087795	9752	PV	0.0000	
10	6.08		.095746	16078	VV	0.0000	
11	6.37		.112878	27356	VV	0.0000	
12	6.52		.085268	230425	VV	0.0000	
13	6.67		.147751	79763	VV	0.0000	
14	6.92		.156076	58531	VV	0.0000	
15	7.57		.205372	45662	VV	0.0000	
16	7.86	7.87	.082294	415345	VV	9.4541	Tetrachloro-m-xylene
17	8.43		.153536	11513	VV	0.0000	
18	8.82		.073518	26091	VV	0.0000	
19	9.03		.115648	12340	PV	0.0000	
20	9.30		.089089	8082	PV	0.0000	
21	9.42		.079987	12171	VB	0.0000	
22	10.06		.134971	36311	PV	0.0000	
23	10.48		.101203	36398	VV	0.0000	
24	10.65		.125739	87711	VV	0.0000	
25	11.28		.119444	32006	VV	0.0000	
26	11.56		.091477	10863	VV	0.0000	
27	11.89		.109417	10010	VV	0.0000	
28	12.20		.110080	356445	VV	0.0000	
29	12.43		.106082	17520	VV	0.0000	
30	12.75		.145588	17849	VV	0.0000	
31	13.13		.138676	45370	VV	0.0000	
32	13.65		.126458	46807	VV	0.0000	
33	14.47		.127252	20689	BV	0.0000	
34	14.78		.180961	40998	VV	0.0000	
[illegible]	15.12		.155461	39960	VV	0.0000	
36	15.32		.162584	97337	VV	0.0000	
37	16.05		.138743	17355	VV	0.0000	
38	16.74		.147619	40251	VV	0.0000	
39	17.08		.225629	37045	VV	0.0000	

IEA Pesticide Standard Report

#	RT	ID-tm	Peak Width	Area	Code	PPB	Name
3	17.29		.184927	37300	VV	0.0000	
41	17.61		.182997	57775	VV	0.0000	
42	18.18		.241690	22735	VV	0.0000	
43	19.17		.229659	384257	PV	0.0000	
44	20.10		.203996	1109600	VV	0.0000	
45	20.92		.174144	18157	VV	0.0000	
46	21.34		.197170	184314	VV	0.0000	
47	21.89		.201923	1325167	VV	0.0000	
48	22.60		.209487	576388	VV	0.0000	
49	23.63	23.67	.183821	185138	PV	5.1219	~~gamma-Chlordane~~
50	24.07	24.12	.233575	273924	VV	7.0932	~~alpha-Chlordane~~
51	24.49		.142050	32993	VV	0.0000	
52	24.94		.259573	1015372	VV	0.0000	
53	25.52		.173826	2300431	VV	0.0000	
54	25.80		.142350	374638	VV	0.0000	
55	25.99	25.94	.159942	593722	VV	20.8202	~~Dieldrin~~
56	26.57		.156036	3439710	PV	0.0000	
57	27.27	27.29	.178998	3270437	VV	124.5018	~~Endrin~~
58	27.71		.176469	783776	VV	0.0000	
59	28.14		.147308	4407176	VV	0.0000	
60	28.85		.215514	2206196	VV	0.0000	
61	29.21		.157421	2154529	VV	0.0000	
62	30.24		.234958	7668721	PV	0.0000	
63	30.48	30.42	.134083	2393634	VV	86.9130	~~Endosulfan II~~
64	30.74		.131880	1474398	VV	0.0000	
5	31.15		.227849	324217	VV	0.0000	
66	31.57		.123068	329819	VV	0.0000	
67	31.73		.103416	75170	VV	0.0000	
68	31.97		.129556	164182	VV	0.0000	
69	32.21		.135864	3020666	VV	0.0000	
70	32.48	AK1260	.181813	1989736	VV	0.0000	
71	32.70		.122453	763001	VV	0.0000	
72	33.05		.156913	116072	VV	0.0000	
73	33.39		.125430	746658	PV	0.0000	
74	33.78		.134522	6534784	VV	0.0000	
75	34.07		.139599	263993	VV	0.0000	
76	34.22		.147251	210720	VV	0.0000	
77	34.52		.140197	139016	VV	0.0000	
78	35.06		.230046	247535	PV	0.0000	
79	35.28		.117934	814528	VV	0.0000	
80	35.55		.146047	4863304	VV	0.0000	
81	36.00		.141768	80961	BV	0.0000	
82	36.21		.179371	171030	VV	0.0000	
83	36.32	36.39	.205923	181245	VV	7.0520	~~Endrin ketone~~
84	36.62		.163979	152253	VV	0.0000	
85	36.88		.174469	211524	PV	0.0000	
86	37.26		.150711	728249	VV	0.0000	
87	37.45		.115219	116916	VV	0.0000	
88	37.82		.217592	1146468	VV	0.0000	
89	38.13		.176767	273050	VV	0.0000	
90	38.48		.129467	1435174	VV	0.0000	
1	38.77		.263912	610210	VV	0.0000	
92	39.02		.172471	283636	VV	0.0000	
93	39.26		.183797	252077	VV	0.0000	
94	39.50		.161963	476692	VV	0.0000	

Aw 2/1

IEA Pesticide Standard Report

Pk#	RT	ID-tm	Peak Width	Area	Code	PPB	Name
95	39.73		.160597	382253	VV	0.0000	
96	39.90		.267695	377914	VV	0.0000	
97	40.46	#40.48	.265652	709456	VV	18.2374	Decachlorobiphenyl
98	40.83		.241859	418658	VV	0.0000	
99	41.22		.274610	289363	VV	0.0000	
100	41.80		.188185	614329	VB	0.0000	
101	42.46		.180872	307075	BV	0.0000	
102	42.76		.220692	125294	VV	0.0000	
103	43.31		.422962	181741	PV	0.0000	
104	43.84		.247800	167033	VV	0.0000	
105	44.79		.216057	720779	PV	0.0000	
106	45.27		.221859	242095	VV	0.0000	
107	45.55		.229792	274758	VV	0.0000	
108	46.20		.362616	109885	VB	0.0000	

Total Area : 69994448 Total PPB : 279.194

Report Time : 1758 23Feb1993
Method : /DATA/LOOP/METHOD/B5041_077.MT
Result File : /DATA/LOOP/RESULT/B5041078.RES

1D
PESTICIDE ORGANICS ANALYSIS DATA SHEET

EPA SAMPLE NO.

S111DL

0 0857

Lab Name: IEA/CT Contract:

Lab Code: IIEACT Case No.: 0060 SAS No.: SDG No.: Z0060

Matrix: (soil/water) SOIL Lab Sample ID: 0060014DL

Sample wt/vol: 30.0 (g/mL) G Lab File ID: A1209292.D

% Moisture: 15 decanted: (Y/N) N Date Received: 01/21/93

Extraction: (SepF/Cont/Sonc) SONC Date Extracted: 01/22/93

Concentrated Extract Volume: 5000(uL) Date Analyzed: 02/14/93

Injection Volume: 1.0(uL) Dilution Factor: 10.0

GPC Cleanup: (Y/N) Y pH: 6.0 Sulfur Cleanup: (Y/N) N

CAS NO.	COMPOUND	CONCENTRATION UNITS: (ug/L or ug/Kg) UG/KG	Q
12674-11-2	Aroclor-1016	390	U
11104-28-2	Aroclor-1221	790	U
11141-16-5	Aroclor-1232	390	U
53469-21-9	Aroclor-1242	390	U
12672-29-6	Aroclor-1248	390	U
11097-69-1	Aroclor-1254	390	U
11096-82-5	Aroclor-1260	1500	PD

IEA Pesticide Standard Report

0 0858

Sample Name : 0060014DS-111 DF=10 Inj on 0002 14Feb1993
Result File :/DATA/LOOP/RESULT/A1209292.RES INSTRUMENT: HP58901A
Column Type : RTX-35 30-Meter,0.53mm ID Inj. Vol. : 1 ul

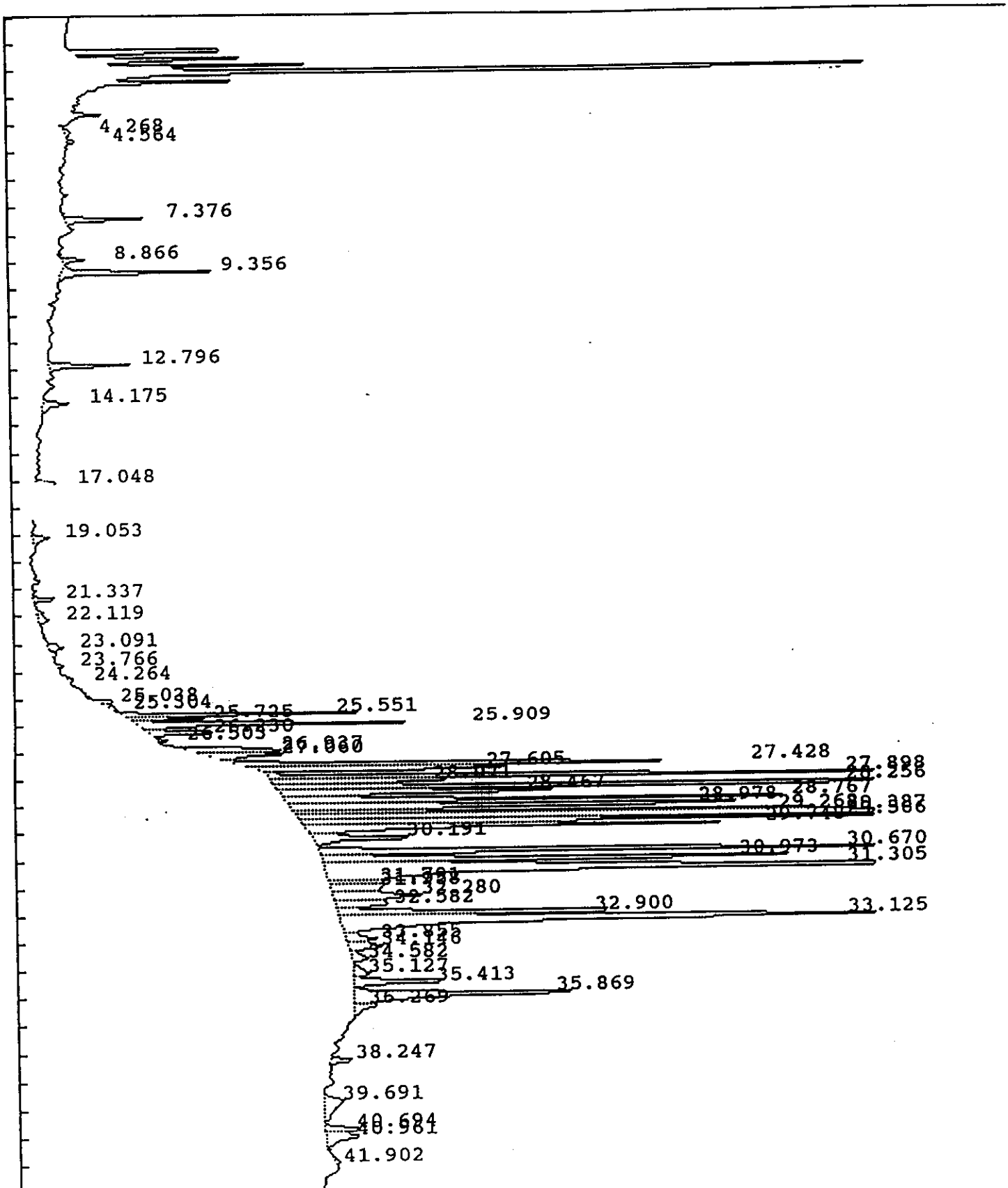

IEA Pesticide Standard Report

Sample Name : 0060014 S-111 DF=10 Inj on 0002 14Feb1993
sult File :/DATA/LOOP/RESULT/A1209292.RES INSTRUMENT: HP58901A
olumn Type : RTX-35 30-Meter,0.53mm ID Inj. Vol. : 1 ul



IEA Pesticide Standard Report

Report No :394.10

Inj. Vol. : 1 ul

ıple Name : 0060014 S-111 DF=10
Result File : /DATA/LOOP/RESULT/A1209292.RES
Column Type : RTX-35 30 Meter,0.53mm ID
Instrument : HP58901A
Calculation : ExternalSTD
Run Time : 46.25 Mins. Injected on 0002 14Feb1993
Sequence File : /DATA/LOOP/SEQUENCE/A1209.SEQ
Subseq/Sample : 3/ 94 Bottle no. : 94

% Dil-Fact
3333.00

Run Status : RunStatusOK
EndOffBaseline

Pk#	RT	ID-tm	Peak Width	Area	Code	PPB	Name
1	4.27		.235291	19711	BB	0.0000	
2	4.56		.085494	11076	BB	0.0000	
3	7.38		.112081	112441	VV	0.0000	
4	8.87		.112372	34144	BB	0.0000	
5	9.36		.124193	231402	BB	0.0000	
6	12.80	12.77	.118782	125793	BV	1.3251	Tetrachloro-m-xylene
7	14.17		.185397	57660	BB	0.0000	
8	17.05		.277816	69241	BB	0.0000	
9	19.05		.216743	41342	BB	0.0000	
10	21.34		.108000	34879	PB	0.0000	
11	22.12		.186335	24896	VV	0.0000	
12	23.09		.203888	34879	BV	0.0000	
13	23.77		.174401	14217	VV	0.0000	
14	24.26		.252037	15501	PB	0.0000	
15	25.04	25.07	.124289	28488	BV	.3123	~~Heptachlor epoxide~~
16	25.30		.252463	21707	VB	0.0000	
17	25.55		.083046	284718	BV	0.0000	
18	25.73	25.72	.097432	98504	VV	1.0124	~~gamma-Chlordane~~
19	25.91		.099656	396449	VV	0.0000	
20	26.23	26.22	.101916	115907	VB	1.1051	~~alpha-Chlordane~~
21	26.50		.067356	12347	BB	0.0000	
22	26.94	26.93	.200781	221628	BV	2.7830	~~4,4'-DDE~~
23	27.06		.127567	129862	VV	0.0000	
24	27.43		.122328	763287	VV	0.0000	
25	27.61		.116149	348187	VB	0.0000	
26	27.90		.083895	1077885	BV	0.0000	
27	28.07	28.13	.088044	231881	VV	3.4969	~~Endrin~~
28	28.26		.089510	1432316	VV	0.0000	
29	28.47	28.45	.116325	487554	VV	7.6508	~~4,4'-DDD~~
30	28.77		.098350	654138	VV	0.0000	
31	28.98		.143919	823872	VV	0.0000	
32	29.27	29.32	.097689	820739	VV	12.7128	~~4,4'-DDT~~
33	29.39		.096327	1338045	VV	0.0000	
34	29.57	29.50	.096109	892980	VV	15.1064	~~Endrin aldehyde~~
35	29.75		.123008	704906	VV	0.0000	
36	30.19		.146089	215436	VB	0.0000	
37	30.67	An1260	.106687	962377	BV	0.0000	
38	30.97		.123912	761541	VV	0.0000	
39	31.31		.139428	2736974	VV	0.0000	

a 2/25

IEA Pesticide Standard Report

0861

Pk#	RT	ID-tm	Peak Width	Area	Code	PPB	Name
	31.79		.138146	84946	VV	0.0000	
41	31.96		.277579	164454	VV	0.0000	
42	32.28		.235214	243010	VV	0.0000	
43	32.58		.179583	109853	VV	0.0000	
44	32.90		.133415	511278	VV	0.0000	
45	33.12		.172677	1551906	VV	0.0000	
46	33.86		.205009	72257	VV	0.0000	
47	34.15		.242908	97523	VV	0.0000	
48	34.58		.245233	46915	VB	0.0000	
49	35.13		.239321	46335	BV	0.0000	
50	35.41		.157128	185330	VV	0.0000	
51	35.87		.194103	535847	VV	0.0000	
52	36.27		.241317	59896	VB	0.0000	
53	38.25		.154440	40321	PV	0.0000	
54	39.69		.488850	115198	BV	0.0000	
55	40.69	#40.67	.192844	77224	PV	.6468	Decachlorobiphenyl
56	40.96		.281523	108962	VV	0.0000	
57	41.90		.265537	15713	PV	0.0000	
58	44.00		.802241	350100	BV	0.0000	

Total Area : 20805992 Total PPB : 46.151

Report Time : 2207 15Feb1993
Method : /DATA/LOOP/METHOD/A1209_292.MT
Result File : /DATA/LOOP/RESULT/A1209292.RES

IEA Pesticide Standard Report

mple Name : 0060014 DL S-111 DF=10
sult File :/DATA/LOOP/RESULT/B5041077.RES
Column Type : DB-1701 30-Meter,0.53mm ID

Inj on 1239 23Feb1993
INSTRUMENT: HP58905B
Inj. Vol. : 1 ul

0862



IEA Pesticide Standard Report

Report No : 30.20

Inj. Vol. : 1 ul

0863

ple Name : 0060014 S-111 DF=10
Result File : /DATA/LOOP/RESULT/B5041077.RES
Column Type : DB-1701 30 Meter,0.53mm ID
Instrument : HP58905B
Calculation : ExternalSTD
Run Time : 46.50 Mins. Injected on 1239 23Feb1993
Sequence File : /DATA/LOOP/SEQUENCE/B5041.SEQ
Subseq/Sample : 1/ 77 Bottle no. : 77

% Dil-Fact
3333.00

Run Status : RunStatusOK
EndOffBaseline

Pk#	RT	ID-tm	Peak Width	Area	Code	PPB	Name
1	6.52		.087897	61853	VB	0.0000	
2	7.81		.101687	90605	BB	0.0000	TCX
3	10.64		.109644	17468	VB	0.0000	
4	12.20		.115758	44458	BB	0.0000	
5	19.17		.220676	50774	BB	0.0000	
6	20.09		.190721	140297	BB	0.0000	
7	21.33		.201797	25034	BV	0.0000	
8	21.88		.200216	179599	VV	0.0000	
9	22.60		.218408	75955	VB	0.0000	
0	23.63	23.67	.174088	22267	BV	.6160	~~gamma-Chlordane~~
11	24.06	24.12	.234898	34669	VV	.8978	~~alpha-Chlordane~~
12	24.93		.249398	135619	VV	0.0000	
13	25.51		.169750	270483	VV	0.0000	
14	25.80		.142633	47141	VV	0.0000	
15	25.98	25.94	.158617	76133	VV	2.6698	~~Dieldrin~~
16	26.56		.153175	446845	PV	0.0000	
17	27.29	27.29	.202674	359882	VV	13.7003	~~Endrin~~
18	27.70		.182760	108235	VV	0.0000	
19	28.14		.150554	566711	VV	0.0000	
20	28.85		.217683	269187	VV	0.0000	
21	29.21		.160515	238382	VV	0.0000	
22	30.24		.221945	786065	PV	0.0000	
23	30.48	30.42	.137961	305844	VV	11.1052	~~Endosulfan II~~
24	30.74		.149386	196941	VV	0.0000	
25	31.15		.327216	95206	VV	0.0000	
26	31.57		.159061	62268	VV	0.0000	
27	31.73		.119487	23435	VV	0.0000	
28	32.21		.167949	442363	VV	0.0000	
29	32.48	AK1260	.297769	408415	VV	0.0000	
30	33.05		.257293	64399	VV	0.0000	
31	33.39		.167577	129798	VV	0.0000	
32	33.78		.150135	764394	VV	0.0000	
33	34.21		.153440	32508	VV	0.0000	
34	34.54		.088075	5528	PV	0.0000	
5	35.07		.174139	22567	PV	0.0000	
36	35.28		.117852	86523	VV	0.0000	
37	35.55		.148537	491765	VB	0.0000	
38	36.32	36.39	.376889	26086	BV	1.0150	~~Endrin ketone~~
39	36.46		.105489	6095	VV	0.0000	

qwo/1

IEA Pesticide Standard Report

Pk#	RT	ID-tm	Peak Width	Area	Code	PPB	Name
0	36.66		.158656	15669	VV	0.0000	
41	36.88		.135127	14902	PV	0.0000	
42	37.26		.125410	53631	VV	0.0000	
43	37.46		.110315	5240	VV	0.0000	
44	37.83		.171894	92168	VV	0.0000	
45	38.14		.182579	17317	VB	0.0000	
46	38.47		.116186	115492	BV	0.0000	
47	38.78		.255062	55226	VV	0.0000	
48	39.02		.158226	22502	VV	0.0000	
49	39.50		.147606	42853	VV	0.0000	
50	39.72		.154858	33625	VV	0.0000	
51	40.46	#40.48	.245657	68724	VV	1.7666	Decachlorobiphenyl
52	40.83		.240969	45086	VV	0.0000	
53	41.23		.255386	25707	VV	0.0000	
54	41.80		.183404	65671	VB	0.0000	
55	42.46		.119257	15278	BV	0.0000	
56	43.56		.385805	17764	BV	0.0000	
57	43.85		.255424	21214	VB	0.0000	
58	44.81		.207608	43022	VV	0.0000	
59	45.28		.159472	9646	PV	0.0000	

0864

Total Area : 7992534 Total PPB : 31.771

Report Time : 1816 23Feb1993
Method : /DATA/LOOP/METHOD/B5041_07A.MT
Result File : /DATA/LOOP/RESULT/B5041077.RES

1D
PESTICIDE ORGANICS ANALYSIS DATA SHEET

EPA SAMPLE NO.

CS49

Lab Name: IEA/CT Contract:

Lab Code: IIEACT Case No.: 0060 SAS No.: SDG No.: Z0060

Matrix: (soil/water) SOIL Lab Sample ID: 0060015

0865

Sample wt/vol: 30.0 (g/mL) G Lab File ID: A1209295.D

% Moisture: 12 decanted: (Y/N) N Date Received: 01/21/93

Extraction: (SepF/Cont/Sonc) SONC Date Extracted: 01/22/93

Concentrated Extract Volume: 5000(uL) Date Analyzed: 02/14/93

Injection Volume: 1.0(uL) Dilution Factor: 10.0

GPC Cleanup: (Y/N) Y pH: 7.2 Sulfur Cleanup: (Y/N) N

CAS NO.	COMPOUND	CONCENTRATION UNITS: (ug/L or ug/Kg) UG/KG	Q
12674-11-2	Aroclor-1016	380	U
11104-28-2	Aroclor-1221	760	U
11141-16-5	Aroclor-1232	380	U
53469-21-9	Aroclor-1242	380	U
12672-29-6	Aroclor-1248	380	U
11097-69-1	Aroclor-1254	380	U
11096-82-5	Aroclor-1260	2800	C P

IEA Pesticide Standard Report

Sample Name : 0060015 CS-49 DF=10 Inj on 0242 14Feb1993

Result File :/DATA/LOOP/RESULT/A1209295.RES INSTRUMENT: HP58901A

Column Type : RTX-35 30-Meter,0.53mm ID Inj. Vol. : 1 ul

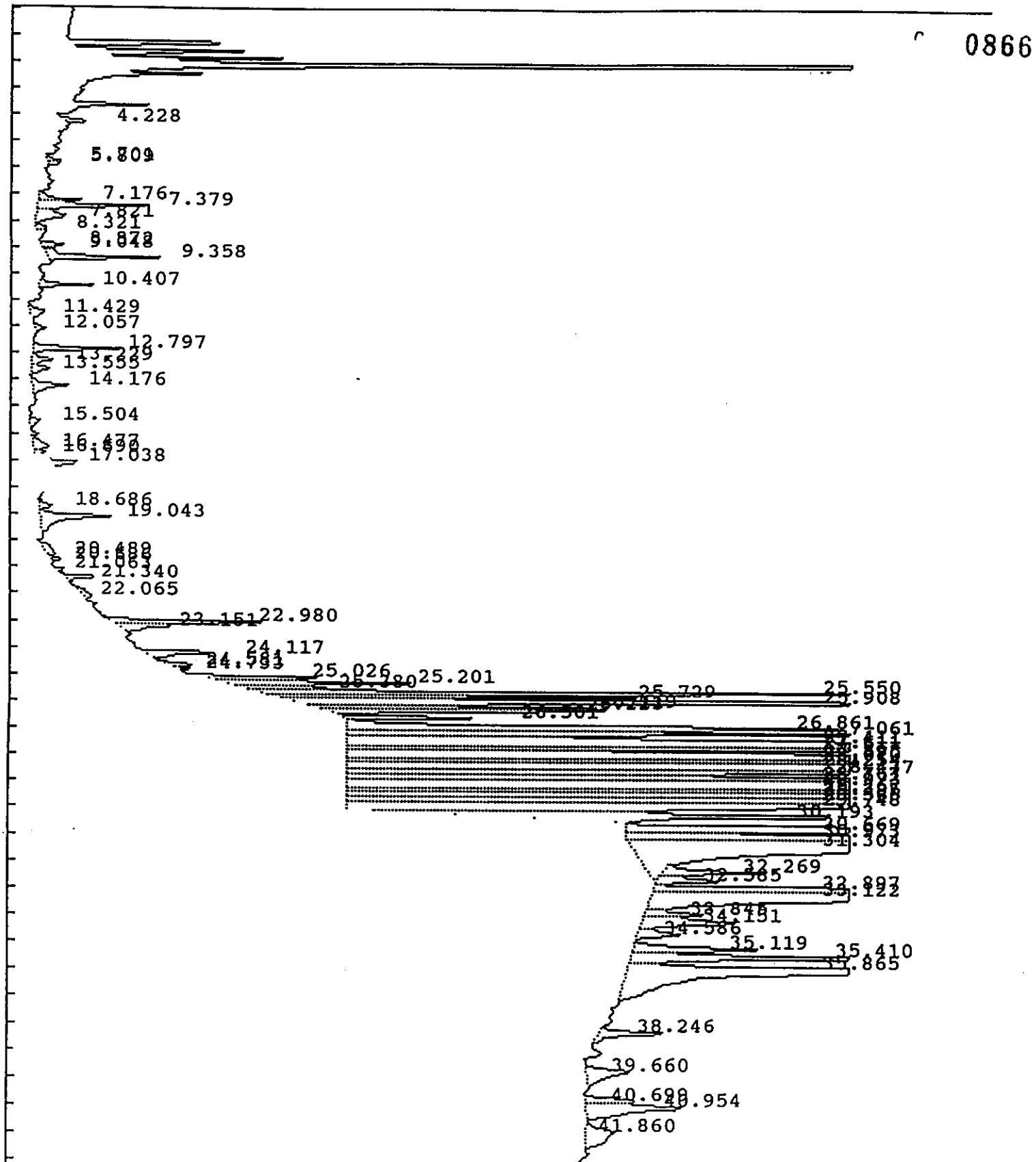

IEA Pesticide Standard Report

Sample Name : 0060015 CS-49 DF=10 Inj on 0242 14Feb1993

Result File :/DATA/LOOP/RESULT/A1209295.RES INSTRUMENT: HP58901A

Column Type : RTX-35 30-Meter,0.53mm ID Inj. Vol. : 1 ul

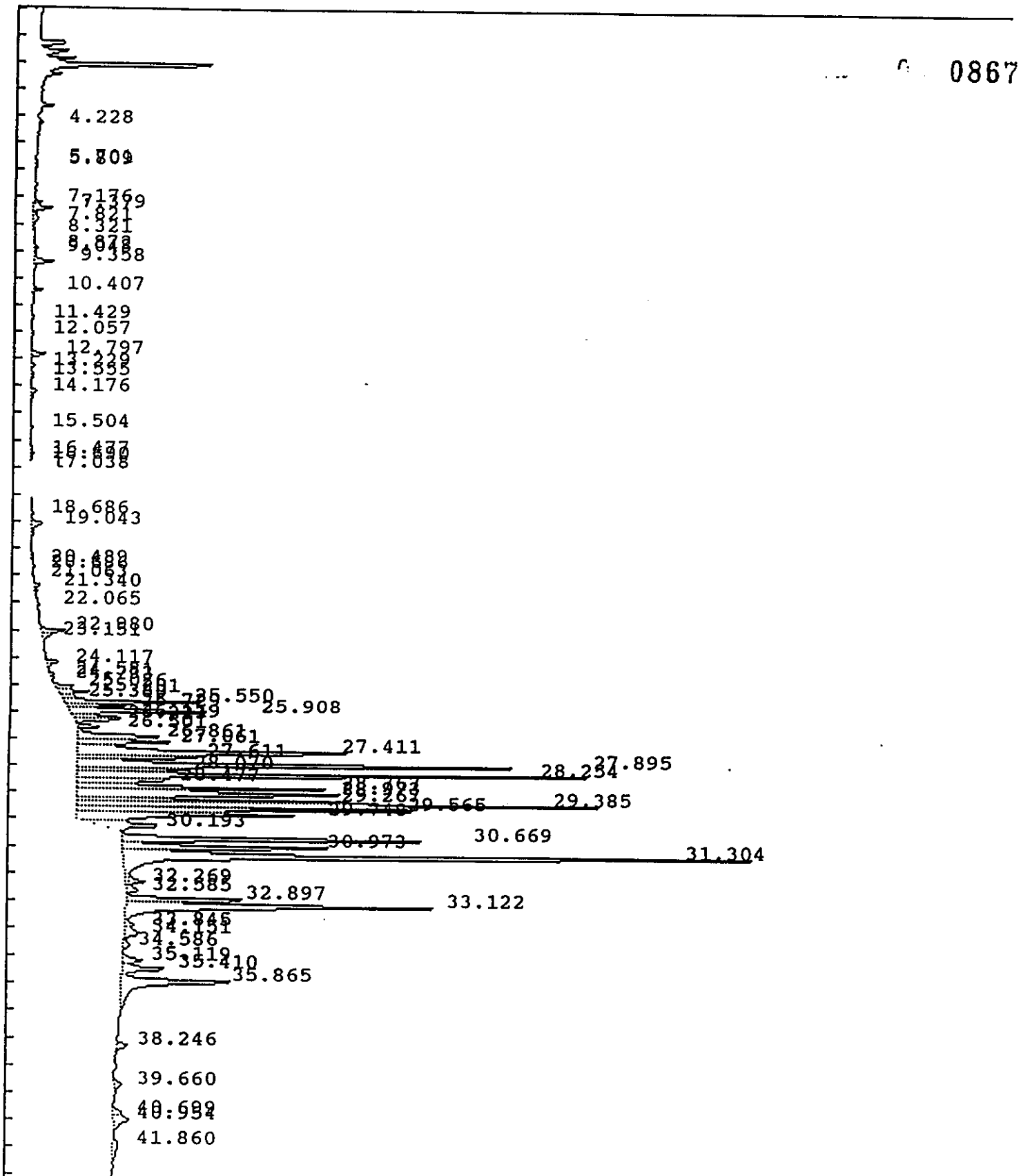

IEA Pesticide Standard Report

mple Name : 0060015 CS-49 DF=10
Result File : /DATA/LOOP/RESULT/A1209295.RES
Column Type : RTX-35 30 Meter,0.53mm ID
Instrument : HP58901A
Calculation : ExternalSTD
Run Time : 46.25 Mins. Injected on 0242 14Feb1993
Sequence File : /DATA/LOOP/SEQUENCE/A1209.SEQ
Subseq/Sample : 3/ 97 Bottle no. : 97

Report No :397.10

Inj. Vol. : 1 ul 0868

% Dil-Fact
3333.00

Run Status : EndOffBaseline
SignalOverload

Pk#	RT	ID-tm	Peak Width	Area	Code	PPB	Name
1	4.23		.095175	35768	BV	0.0000	
2	5.70		.100031	16367	PV	0.0000	
3	5.81		.117504	18977	VV	0.0000	
4	7.18		.126176	70312	PV	0.0000	
5	7.38		.131260	180672	VV	0.0000	
6	7.82		.304805	99370	VV	0.0000	
7	8.32		.208061	25838	PV	0.0000	
8	8.87		.139749	41336	PV	0.0000	
9	9.05		.104721	14287	VV	0.0000	
0	9.36		.127025	181601	VV	0.0000	
11	10.41		.101384	71123	BV	0.0000	
12	11.43		.271000	44933	PV	0.0000	
13	12.06		.150477	19636	PV	0.0000	
14	12.80	12.77	.120003	136941	BV	1.4425	Tetrachloro-m-xylene
15	13.23		.168842	42328	VV	0.0000	
16	13.56		.202629	42999	VV	0.0000	
17	14.18		.215987	91931	PV	0.0000	
18	15.50		.235660	28301	PV	0.0000	
19	16.48		.257149	49592	VV	0.0000	
20	16.69		.158301	20699	VV	0.0000	
21	17.04		.278501	141633	VV	0.0000	
22	18.69		.181953	27279	BV	0.0000	
23	19.04		.233679	200411	VV	0.0000	
24	20.49		.425073	43358	BV	0.0000	
25	20.69		.107301	15840	VV	0.0000	
26	21.06		.099182	13095	BV	0.0000	
27	21.34		.119633	56025	VB	0.0000	
28	22.06		.318330	38021	BB	0.0000	
29	22.98	22.99	.111709	240547	BV	2.4372	~~Aldrin~~
30	23.15		.145265	93107	VB	0.0000	
31	24.12		.125091	140595	BB	0.0000	
32	24.58		.093176	38893	BV	0.0000	
33	24.73		.089473	18812	VB	0.0000	
34	25.03	25.07	.109789	172327	BV	1.8891	~~Heptachlor epoxide~~
5	25.20		.115532	281150	VV	0.0000	
36	25.38		.098273	118372	VV	0.0000	
37	25.55		.090005	1076016	VV	0.0000	
38	25.73	25.72	.109420	503352	VV	5.1731	~~gamma-Chlordane~~
39	25.91		.097027	1203730	VV	0.0000	

0442/21

IEA Pesticide Standard Report

Pk#	RT	ID-tm	Peak Width	Area	Code	PPB	Name
[illegible]	26.12		.087962	316824	VV	0.0000	
41	26.22	26.22	.107727	433628	VB	4.1342	~~alpha-Chlordane~~
42	26.50		.076363	169365	BB	0.0000	
43	26.86	26.93	.178926	1056628	BV	13.2682	~~4,4'-DDE~~
44	27.06		.116455	843979	VV	0.0000	
45	27.41		.174516	3595501	VV	0.0000	
46	27.61		.123756	1114199	VV	0.0000	
47	27.90		.107469	4059830	HS	0.0000	
48	28.07	28.13	.108885	1021830	HS	15.4096	~~Endrin~~
49	28.25		.100356	4349809	HS	0.0000	
50	28.48	28.45	.183439	1215763	HS	19.0780	~~4,4'-DDD~~
51	28.77		.108350	2122443	HS	0.0000	
52	28.97		.169649	3328885	HS	0.0000	
53	29.27	29.32	.101617	2521123	HS	39.0508	~~4,4'-DDT~~
54	29.39		.102458	4492413	HS	0.0000	
55	29.56	29.50	.104039	2669748	HS	45.1638	~~Endrin aldehyde~~
56	29.75		.165997	2887289	HS	0.0000	
57	30.19	AK1260	.219902	1181631	HS	0.0000	
58	30.67		.113401	2830397	BV	0.0000	
59	30.97		.121997	1980673	VV	0.0000	
60	31.30		.142837	7373028	GS	0.0000	
61	32.27		.137092	175198	BT	0.0000	
62	32.59		.155409	125767	VT	0.0000	
63	32.90		.127239	1219965	BV	0.0000	
64	33.12		.163818	3782157	VV	0.0000	
[illegible]	33.84		.162987	117034	VV	0.0000	
[illegible]	34.15		.228450	255750	VV	0.0000	
67	34.59		.199745	98423	VB	0.0000	
68	35.12		.176971	255104	BV	0.0000	
69	35.41		.168412	551349	VV	0.0000	
70	35.87		.238475	1936177	VV	0.0000	
71	38.25		.183021	142703	BB	0.0000	
72	39.66		.331110	166447	BV	0.0000	
73	40.70	#40.67	.181089	104492	BV	.8752	Decachlorobiphenyl
74	40.95		.306424	345452	VB	0.0000	
75	41.86		.527492	176020	BV	0.0000	
76	44.03		.378830	155483	BB	0.0000	
77	45.21		.242510	48000	BV	0.0000	

0869

Total Area : 64876104 Total PPB : 147.922

Report Time : 2227 15Feb1993
Method : /DATA/LOOP/METHOD/A1209_295.MT
Result File : /DATA/LOOP/RESULT/A1209295.RES

IEA Pesticide Standard Report

ample Name : 0060015 CS-49 DF=10
esult File :/DATA/LOOP/RESULT/B5041080.RES
Column Type : DB-1701 30-Meter,0.53mm ID

Inj on 1520 23Feb1993
INSTRUMENT: HP58905B
Inj. Vol. : 1 ul



IEA Pesticide Standard Report

Sample Name : 0060015 CS-49 DF=10 Inj on 1520 23Feb1993
Result File :/DATA/LOOP/RESULT/B5041080.RES INSTRUMENT: HP58905B
Column Type : DB-1701 30-Meter,0.53mm ID Inj. Vol. : 1 ul

0871

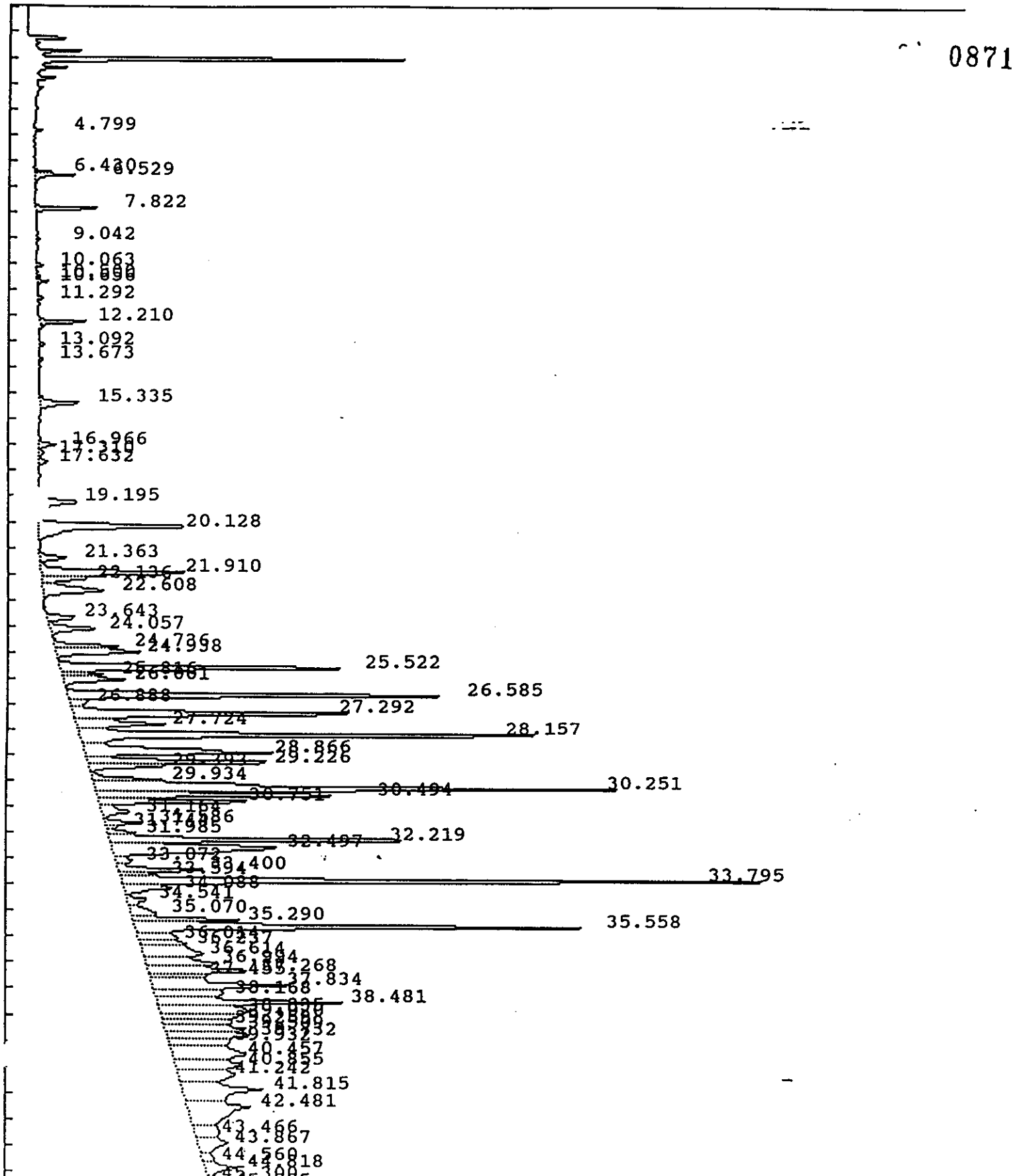

IEA Pesticide Standard Report

Sample Name : 0060015 CS-49 DF=10
Result File : /DATA/LOOP/RESULT/B5041080.RES
Column Type : DB-1701 30 Meter,0.53mm ID
Instrument : HP58905B
Calculation : ExternalSTD
Run Time : 46.50 Mins. Injected on 1520 23Feb1993
Sequence File : /DATA/LOOP/SEQUENCE/B5041.SEQ
Subseq/Sample : 1/ 80 Bottle no. : 80

Report No : 33.00

Inj. Vol. : 1 ul

0872

% Dil-Fact
3333.00

Run Status : RunStatusOK
EndOffBaseline

Pk#	RT	ID-tm	Peak Width	Area	Code	PPB	Name
1	4.80		.053078	10679	PV	0.0000	
2	6.43		.066875	25638	BV	0.0000	
3	6.53		.096709	80377	VB	0.0000	
4	7.82	7.87	.096391	126179	BB	2.8721	Tetrachloro-m-xylene
5	9.04		.105329	6554	BB	0.0000	
6	10.06		.106093	11890	BB	0.0000	
7	10.50		.098840	7362	VV	0.0000	
8	10.66		.110000	21664	VB	0.0000	
9	11.29		.110923	11093	BB	0.0000	
10	12.21		.096024	92996	BV	0.0000	
11	13.09		.172291	16124	BB	0.0000	
12	13.67		.117408	11044	VV	0.0000	
13	15.34		.165242	121436	BV	0.0000	
14	16.97		.158746	45778	VV	0.0000	
15	17.31		.187934	14785	VV	0.0000	
16	17.63		.170183	26015	VV	0.0000	
17	19.19		.225915	149495	VV	0.0000	
18	20.13		.234815	607101	VV	0.0000	
19	21.36		.188489	82549	PV	0.0000	
20	21.91		.194603	484602	VV	0.0000	
21	22.14		.164677	122995	VV	0.0000	
22	22.61		.276985	274861	VB	0.0000	
23	23.64	23.67	.166907	79314	BV	2.1943	~~gamma-Chlordane~~
24	24.06	24.12	.188178	150263	VV	3.8910	~~alpha-Chlordane~~
25	24.74		.156877	169346	VV	0.0000	
26	24.94		.186003	261778	VV	0.0000	
27	25.52		.167137	823270	PV	0.0000	
28	25.82		.142614	101893	VV	0.0000	
29	26.00	25.94	.167087	176354	VV	6.1842	~~Dieldrin~~
30	26.59		.153923	1025322	PV	0.0000	
31	26.89		.196878	58761	VV	0.0000	
32	27.29	27.29	.187521	927373	VV	35.3041	~~Endrin~~
33	27.72		.220527	338853	VV	0.0000	
34	28.16		.165433	1399475	VV	0.0000	
35	28.87		.228796	727996	VV	0.0000	
36	29.23		.154873	538679	VV	0.0000	
37	29.39		.136685	174128	VV	0.0000	
38	29.93		.133927	153839	VV	0.0000	
39	30.25		.182165	1614147	VV	0.0000	

IEA Pesticide Standard Report

0873

#	RT	ID-tm	Peak Width	Area	Code	PPB	Name
40	30.49		.137790	622694	VV	0.0000	
41	30.75		.139103	405227	VV	0.0000	
42	31.16		.245031	122728	VV	0.0000	
43	31.59		.129386	85266	VV	0.0000	
44	31.74		.108742	25005	VV	0.0000	
45	31.99		.147515	69109	VV	0.0000	
46	32.22		.138016	825296	VV	0.0000	
47	32.50		.298166	824097	VV	0.0000	
48	33.07		.216688	59904	VV	0.0000	
49	33.40		.138770	213632	VV	0.0000	
50	33.59	Ak 1260	.111761	69828	VV	0.0000	
51	33.79		.129697	1498908	VV	0.0000	
52	34.09		.187638	158816	VV	0.0000	
53	34.54		.200318	73171	VV	0.0000	
54	35.07		.266796	120494	VV	0.0000	
55	35.29		.129783	249836	VV	0.0000	
56	35.56		.160727	1287060	VV	0.0000	
57	36.01		.216300	142684	VV	0.0000	
58	36.24		.199166	150495	VV	0.0000	
59	36.61		.399826	392854	VV	0.0000	
60	36.99		.226480	283488	VV	0.0000	
61	37.27		.218952	399115	VV	0.0000	
62	37.45		.151678	144660	VV	0.0000	
63	37.83		.277673	634339	VV	0.0000	
64	38.17		.226588	254057	VV	0.0000	
[illegible]	38.48		.174076	561974	VV	0.0000	
[illegible]	38.83		.337290	487396	VV	0.0000	
67	39.02		.179152	228533	VV	0.0000	
68	39.26		.218183	249005	VV	0.0000	
69	39.51		.208340	281184	VV	0.0000	
70	39.73		.221776	308093	VV	0.0000	
71	39.93		.270036	275949	VV	0.0000	
72	40.46	#40.48	.465060	571429	VV	14.6892	Decachlorobiphenyl
73	40.86		.317000	357706	VV	0.0000	
74	41.24		.397452	378086	VV	0.0000	
75	41.82		.463676	617238	VV	0.0000	
76	42.48		.584080	602242	VV	0.0000	
77	43.47		.460881	193904	VV	0.0000	
78	43.87		.408136	201558	VV	0.0000	
79	44.56		.300445	62668	VV	0.0000	
80	44.82		.278524	149460	VV	0.0000	
81	45.30		.232087	51003	VV	0.0000	
82	45.55		.223839	64288	VV	0.0000	

Total Area : 25826496 Total PPB : 65.135

Report Time : 1630 23Feb1993
Method : /DATA/LOOP/METHOD/B5041.MTH
Result File : /DATA/LOOP/RESULT/B5041080.RES

QUANT REPORT

Operator ID: USER1
Output File: ^H8598::A6
Data File: >H8598::A1
Name: 0060;;;CS-49
Misc: 0060015 HP5970H;;;LLW;1;;;H1030

Quant Rev: 7

Quant Time: 930304 11:05
Injected at: 930225 00:10
Dilution Factor: 1.00000
Instrument ID: INST H
BTL#36

0874

ID File: I_PCB::SC
Title: PCB Idfile
Last Calibration: :

Last Qcal Time: 930224 18:15

	Compound	R.T.	Q ion	Area	Conc	Units	q
4)	*Phenanthrene-d10	14.29	187.9	163476	40.00	UG	100
23)	*Chrysene-d12	19.14	240.0	164471	40.00	UG	96
✓24)	Aroclor-1260 (1)	17.84	360.0	384	384.00	NO CALIB	81
✓25)	Aroclor-1260 (2)	17.84	362.0	287	287.00	NO CALIB	81
✓26)	Aroclor-1260 (3)	19.27	394.0	216	216.00	NO CALIB	54

* Compound is ISTD

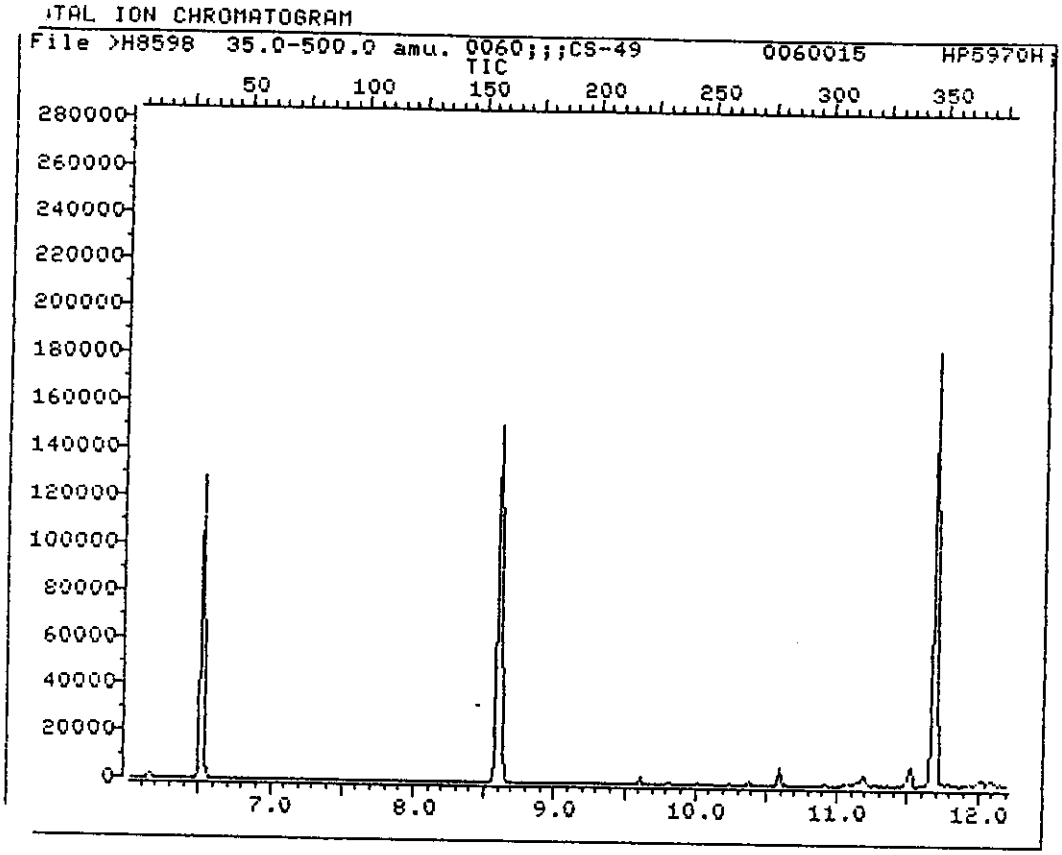

Data File: >H8598::A1 Quant Output File: ^H8598::A6
Name: 0060;;;CS-49 Instrument ID: INST H
Misc: 0060015 HP5970H;;;LLW;1;;;H1030 BTL#36

Id File: I_PCB::SC
Title: PCB Idfile
Last Calibration: : Last Qcal Time: 930224 18:15

Operator ID: USER1
Quant Time : 930304 11:05
Injected at: 930225 00:10

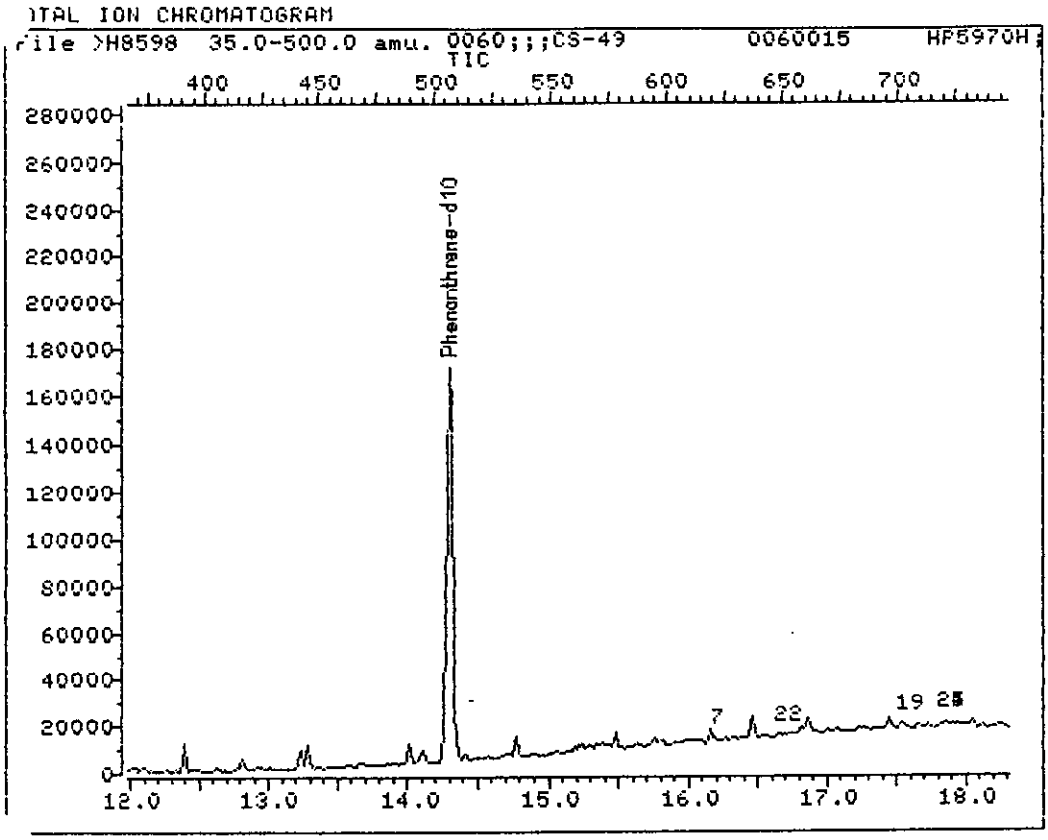

Data File: >H8598::A1 Quant Output File: ^H8598::A6
Name: 0060;;;CS-49 Instrument ID: INST H
Misc: 0060015 HP5970H;;;LLW;1;;;H1030 BTL#36

Id File: I_PCB::SC
Title: PCB Idfile
Last Calibration: : Last Qcal Time: 930224 18:15

Operator ID: USER1
Quant Time : 930304 11:05
Injected at: 930225 00:10

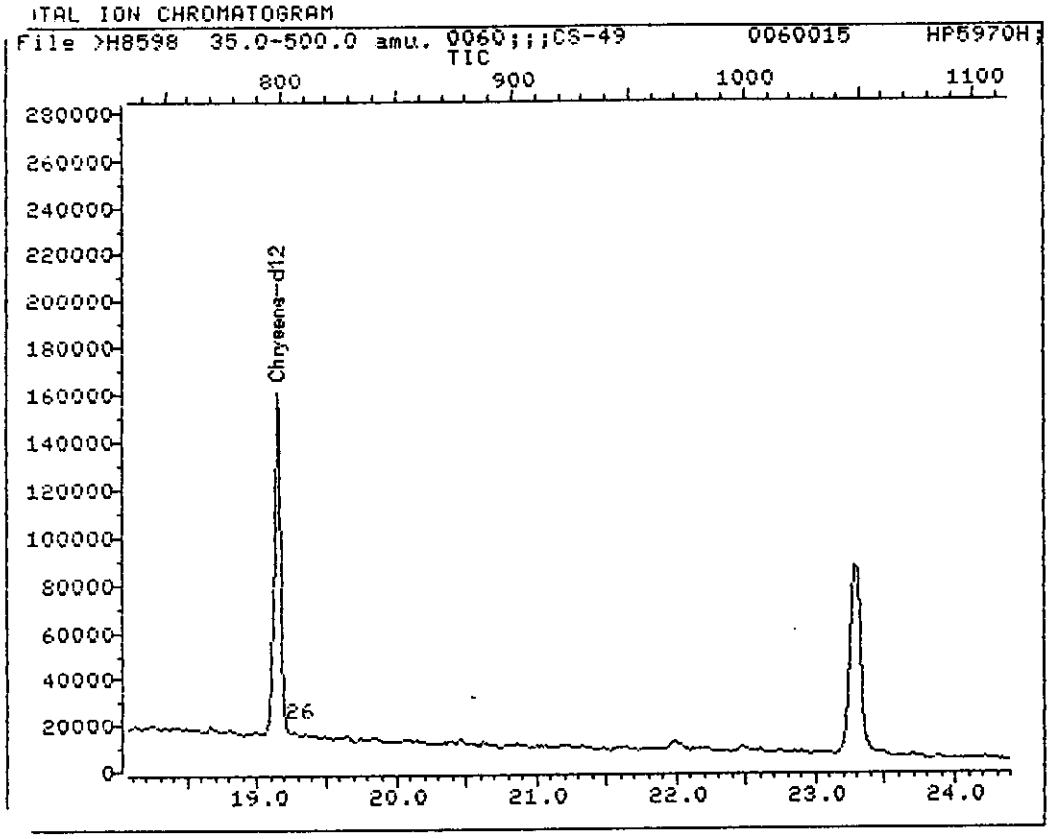

Data File: >H8598::A1 Quant Output File: ^H8598::A6
Name: 0060;;;CS-49 Instrument ID: INST H
Misc: 0060015 HP5970H;;;LLW;1;;;H1030 BTL#36

Id File: I_PCB::SC
Title: PCB Idfile
Last Calibration: : Last Qcal Time: 930224 18:15

Operator ID: USER1
Quant Time : 930304 11:05
Injected at: 930225 00:10

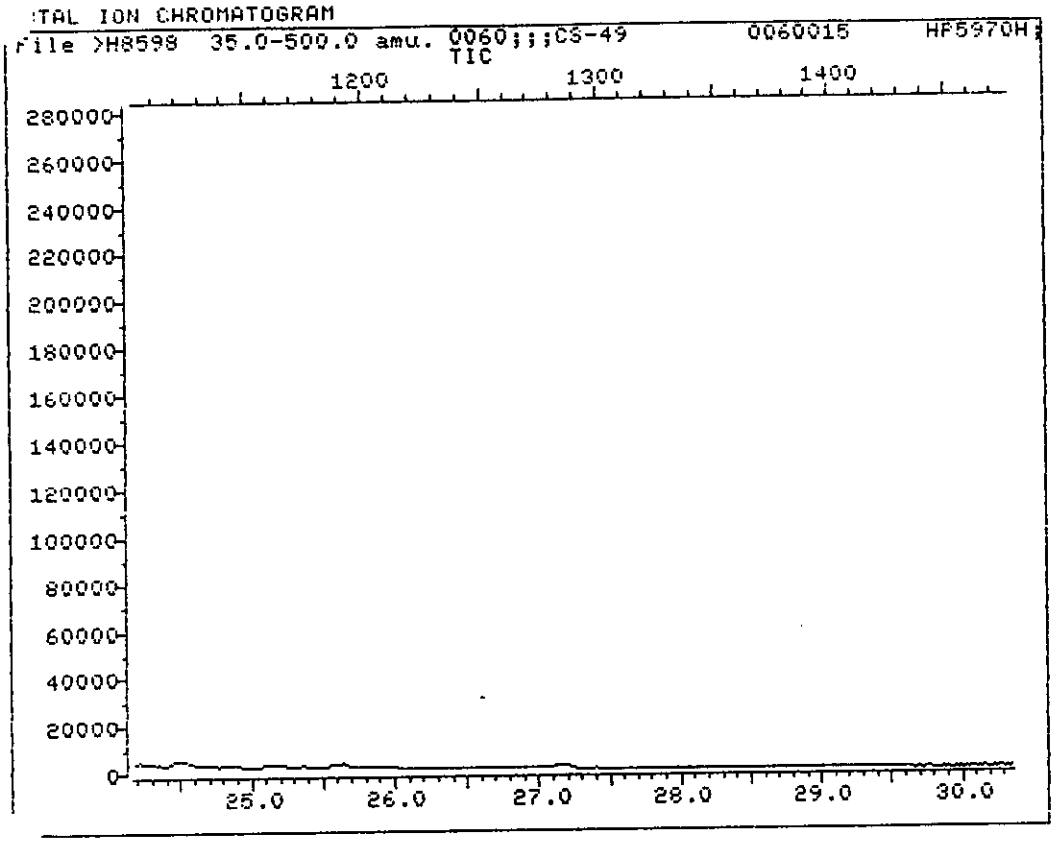

Data File: >H8598::A1 Quant Output File: ^H8598::A6
Name: 0060;;;CS-49 Instrument ID: INST H
Misc: 0060015 HP5970H;;;LLW;1;;;H1030 BTL#36

Id File: I_PCB::SC
Title: PCB Idfile
Last Calibration: : Last Qcal Time: 930224 18:15

Operator ID: USER1
Quant Time : 930304 11:05
Injected at: 930225 00:10

:FERENCE STANDARD SPECTRUM

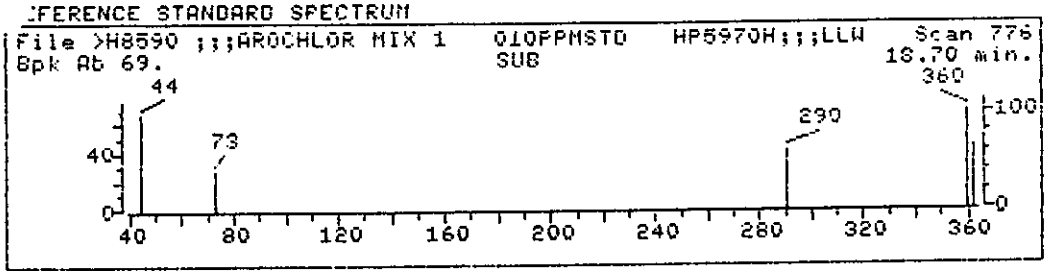

SAMPLE SPECTRUM (BACKGROUND SUBTRACTED)

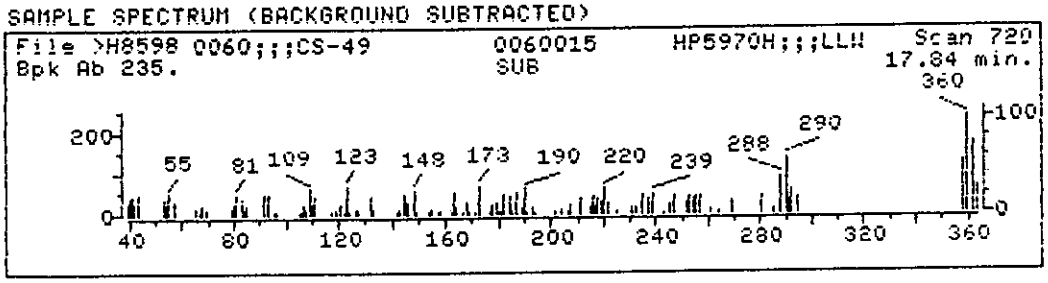

SAMPLE SPECTRUM (UNALTERED)

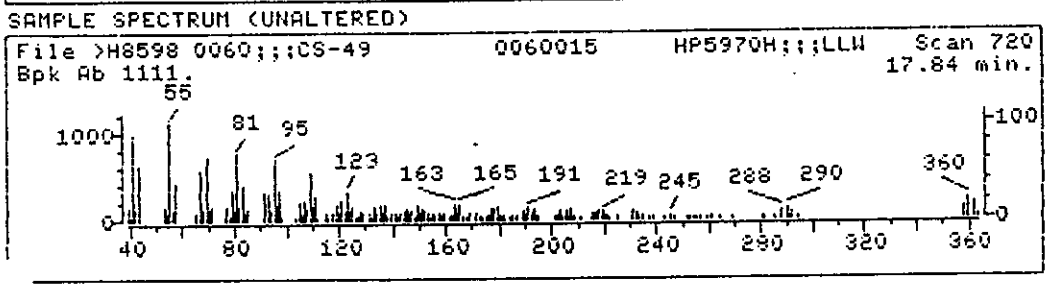

Data File: >H8598::A1 Quant Output File: ^H8598::A6
Name: 0060;;;CS-49 Instrument ID: INST H
Misc: 0060015 HP5970H;;;LLW;1;;;H1030 BTL#36
Quant Time: 930304 11:05 Quant ID File: I_PCB::SC
Injected at: 930225 00:10 Last Calibration: :
Last Qcal Time: 930224 18:15

Compound No : 24
Compound Name : Aroclor-1260 (1)
Scan Number : 720
Retention Time: 17.84 min.
Quant Ion : 360.0
Area : 384
Concentration : 384.00 NO CALIB
q-value : 81

EFERENCE STANDARD SPECTRUM

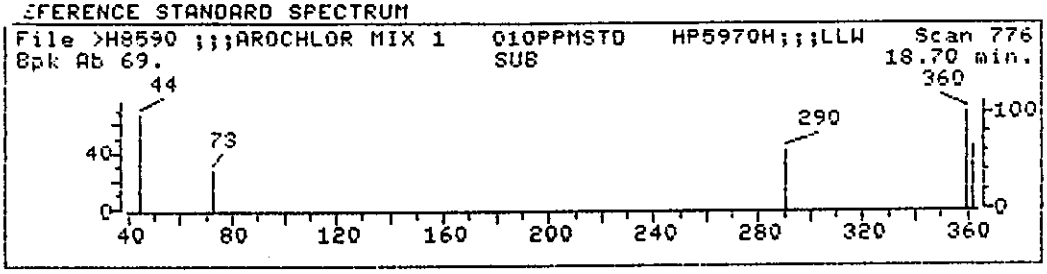

SAMPLE SPECTRUM (BACKGROUND SUBTRACTED)

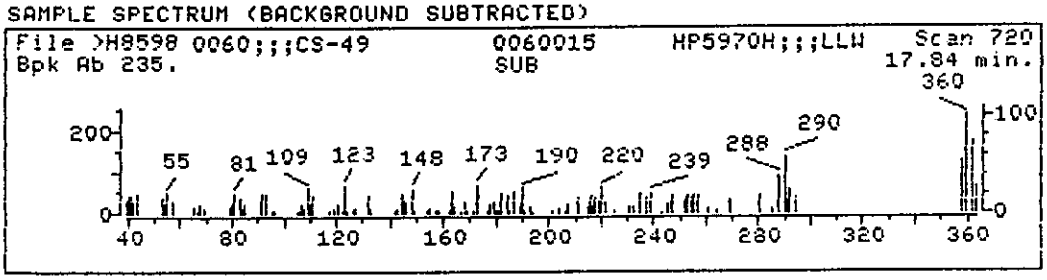

SAMPLE SPECTRUM (UNALTERED)

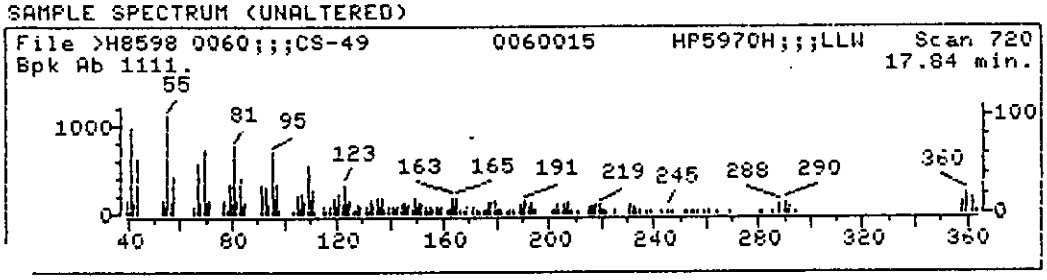

Data File: >H8598::A1 Quant Output File: ^H8598::A6
Name: 0060;;;CS-49 Instrument ID: INST H
Misc: 0060015 HP5970H;;;LLW;1;;;H1030 BTL#36
Quant Time: 930304 11:05 Quant ID File: I_PCB::SC
Injected at: 930225 00:10 Last Calibration: :
Last Qcal Time: 930224 18:15

Compound No : 25
Compound Name : Aroclor-1260 (2)
Scan Number : 720
Retention Time: 17.84 min.
Quant Ion : 362.0
Area : 287
Concentration : 287.00 NO CALIB
q-value : 81

.FERENCE STANDARD SPECTRUM

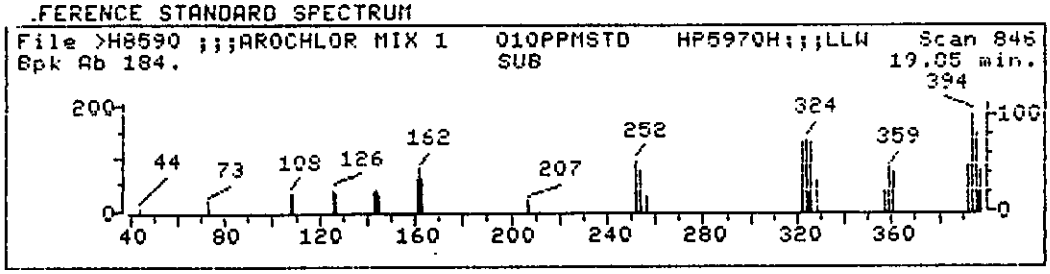

SAMPLE SPECTRUM (BACKGROUND SUBTRACTED)

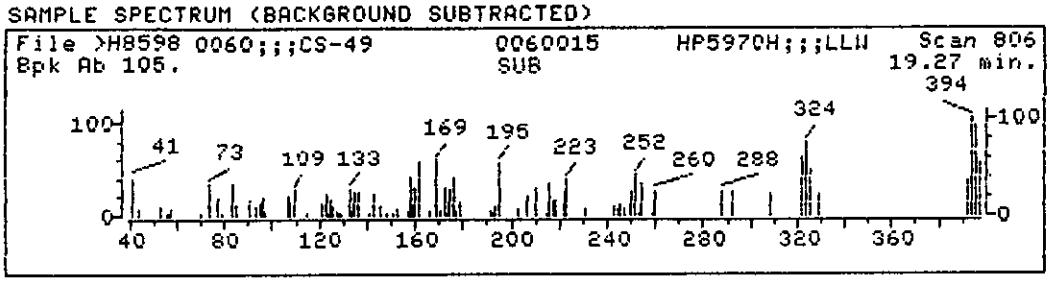

SAMPLE SPECTRUM (UNALTERED)

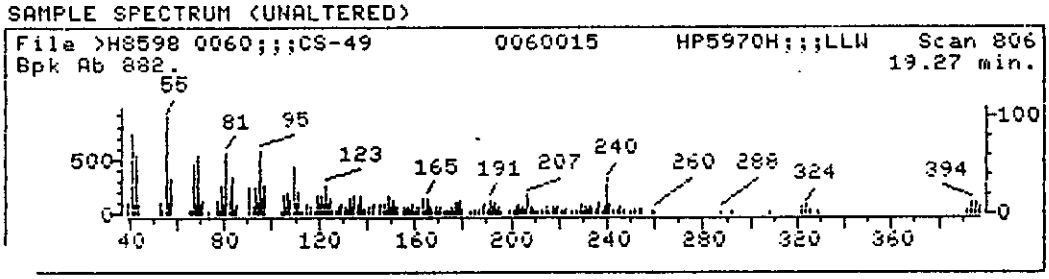

Data File: >H8598::A1 Quant Output File: ^H8598::A6
Name: 0060;;;CS-49 Instrument ID: INST H
Misc: 0060015 HP5970H;;;LLW;1;;;H1030 BTL#36
Quant Time: 930304 11:05 Quant ID File: I_PCB::SC
Injected at: 930225 00:10 Last Calibration: :
Last Qcal Time: 930224 18:15

Compound No : 26
Compound Name : Aroclor-1260 (3)
Scan Number : 806
Retention Time: 19.27 min.
Quant Ion : 394.0
Area : 216
Concentration : 216.00 NO CALIB
q-value : 54

1D 0882

PESTICIDE ORGANICS ANALYSIS DATA SHEET

EPA SAMPLE NO.

CS49DL

Lab Name: IEA/CT Contract:

Lab Code: IIEACT Case No.: 0060 SAS No.: SDG No.: Z0060

Matrix: (soil/water) SOIL Lab Sample ID: 0060015DL

Sample wt/vol: 30.0 (g/mL) G Lab File ID: A1209420.D

% Moisture: 12 decanted: (Y/N) N Date Received: 01/21/93

Extraction: (SepF/Cont/Sonc) SONC Date Extracted: 01/22/93

Concentrated Extract Volume: 5000(uL) Date Analyzed: 02/20/93

Injection Volume: 1.0(uL) Dilution Factor: 100.0

GPC Cleanup: (Y/N) Y pH: 7.2 Sulfur Cleanup: (Y/N) N

CAS NO.	COMPOUND	CONCENTRATION UNITS: (ug/L or ug/Kg) UG/KG	Q
12674-11-2	Aroclor-1016	3800	U
11104-28-2	Aroclor-1221	7600	U
11141-16-5	Aroclor-1232	3800	U
53469-21-9	Aroclor-1242	3800	U
12672-29-6	Aroclor-1248	3800	U
11097-69-1	Aroclor-1254	3800	U
11096-82-5	Aroclor-1260	3500	JPD

IEA Pesticide Standard Report

Sample Name : 0060015 PCS-49 DF=100 Inj on 1723 20Feb1993

sult File :/DATA/LOOP/RESULT/A1209420.RES INSTRUMENT: HP58901A

olumn Type : RTX-35 30-Meter,0.53mm ID Inj. Vol. : 1 ul

0883

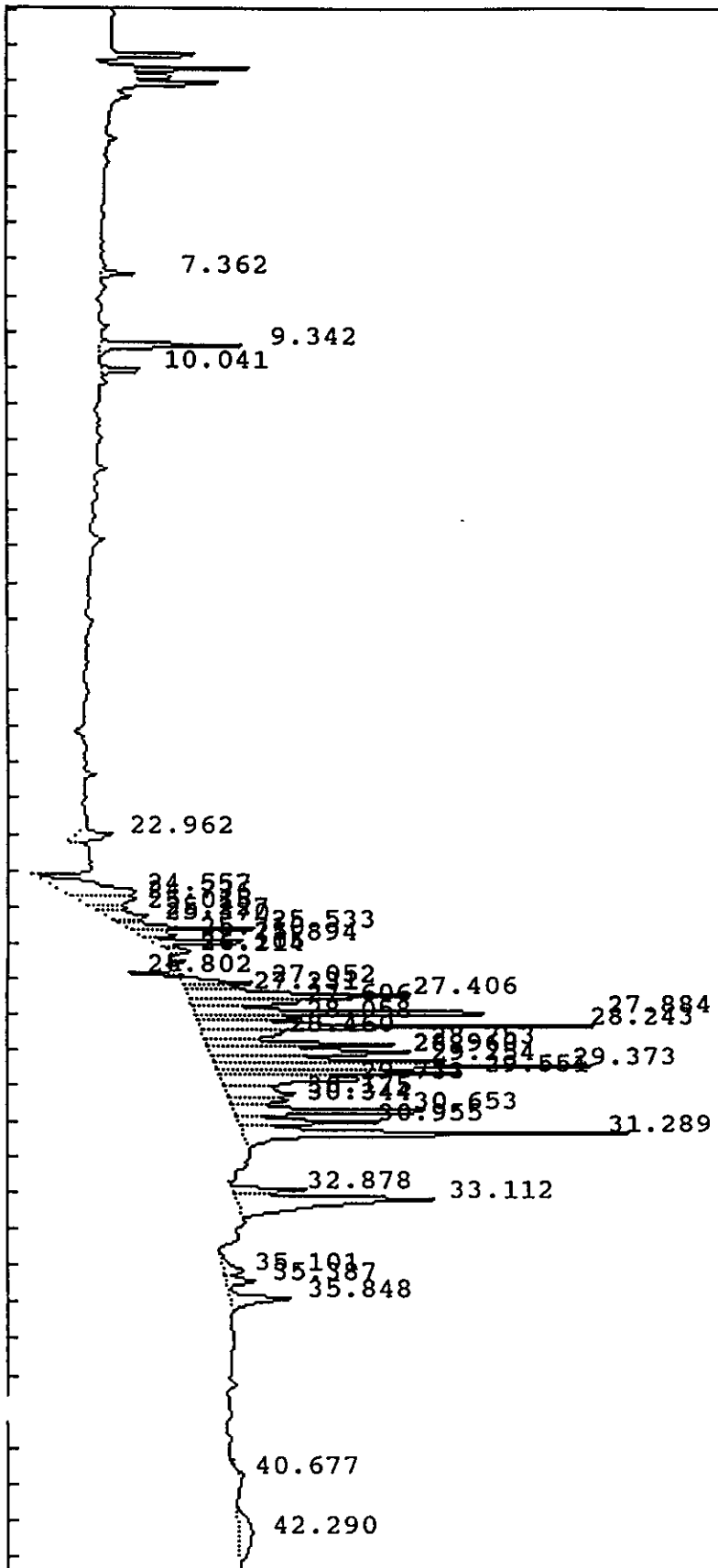

IEA Pesticide Standard Report

mple Name : 0060015 CS-49 DF=100 Report No :529.10
..esult File : /DATA/LOOP/RESULT/A1209420.RES
Column Type : RTX-35 30 Meter,0.53mm ID Inj. Vol. : 1 ul
Instrument : HP58901A
Calculation : ExternalSTD
Run Time : 46.25 Mins. Injected on 1723 20Feb1993
Sequence File : /DATA/LOOP/SEQUENCE/A1209.SEQ
Subseq/Sample : 5/ 24 Bottle no. : 24

% Dil-Fact
3333.00

Run Status : RunStatusOK
EndOffBaseline

Pk#	RT	ID-tm	Peak Width	Area	Code	PPB	Name
1	7.36		.101268	32084	BB	0.0000	
2	9.34		.124899	168859	BB	0.0000	
3	10.04		.118639	52837	BB	0.0000	
4	22.96	22.99	.227824	73526	BV	.7449	~~Aldrin~~
5	24.56		.410142	276442	PV	0.0000	
6	24.74		.216522	125267	VV	0.0000	
7	25.01	25.07	.149860	49375	VV	.5413	~~Heptachlor epoxide~~
8	25.23		.183557	74214	VV	0.0000	
9	25.37		.095331	25740	VV	0.0000	
.0	25.53		.098447	131693	VV	0.0000	
11	25.71	25.72	.110014	48192	VV	.4953	~~gamma-Chlordane~~
12	25.89		.095118	119723	VV	0.0000	
13	26.10		.082838	23389	VV	0.0000	
14	26.21	26.22	.094453	23088	VB	.2201	~~alpha-Chlordane~~
15	26.80		.080214	41834	PP	0.0000	
16	27.05		.137920	93879	PV	0.0000	
17	27.23		.116888	64350	VV	0.0000	
18	27.41		.169551	355532	VV	0.0000	
19	27.61		.130390	132007	VV	0.0000	
20	27.88		.117687	430956	VV	0.0000	
21	28.06		.108750	108336	VV	0.0000	
22	28.24		.111406	451998	VV	0.0000	
23	28.46	28.45	.197407	143382	VV	2.2500	~~4,4'-DDD~~
24	28.75		.110462	223090	VV	0.0000	
25	28.96		.180261	346171	VV	0.0000	
26	29.25		.121374	284590	VV	0.0000	
27	29.37	29.32	.108284	405430	VV	6.2799	~~4,4'-DDT~~
28	29.55	29.50	.112842	276361	VV	4.6752	~~Endrin aldehyde~~
29	29.73		.166699	263793	VV	0.0000	
30	30.17		.221409	144046	VV	0.0000	
31	30.34	AK1160	.163905	87765	VV	0.0000	gr 2/4
32	30.65		.136647	309807	VV	0.0000	
33	30.96		.129337	174082	VV	0.0000	
34	31.29		.144114	541015	VB	0.0000	
35	32.88		.122497	88271	PV	0.0000	
36	33.11		.252684	483454	VV	0.0000	
37	35.10		.273259	50268	BV	0.0000	
38	35.39		.176120	48628	VV	0.0000	
39	35.85		.207515	116795	VB	0.0000	

IEA Pesticide Standard Report

Pk#	RT	ID-tm	Peak Width	Area	Code	PPB	Name
0	40.68	#40.67	.174266	11674	BV	.0978	~~Decachlorobiphenyl~~
1	42.29		1.022159	124287	BB	0.0000	

ah 2/25

Total Area : 7026229 Total PPB : 15.304

Report Time : 1507 23Feb1993
Method : /DATA/LOOP/METHOD/A1209_419.MT
Result File : /DATA/LOOP/RESULT/A1209420.RES

IEA Pesticide Standard Report

mple Name : 0060015 CS-49 DF=100 Inj on 1425 23Feb1993
..sult File :/DATA/LOOP/RESULT/B5041079.RES INSTRUMENT: HP58905B
Column Type : DB-1701 30-Meter,0.53mm ID Inj. Vol. : 1 ul

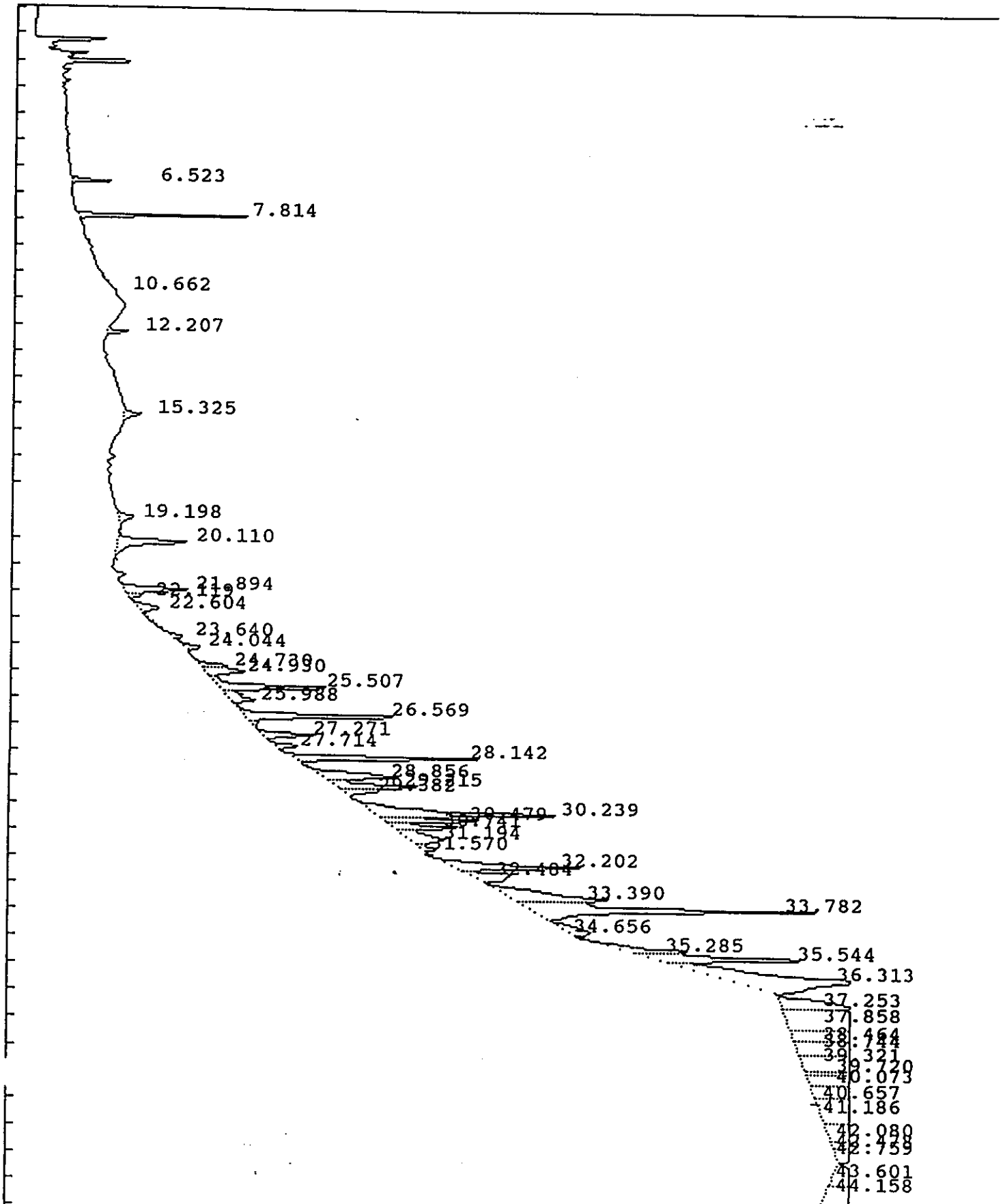

IEA Pesticide Standard Report

Sample Name : 0060015 CS-49 DF=100 Inj on 1425 23Feb1993
Result File :/DATA/LOOP/RESULT/B5041079.RES INSTRUMENT: HP58905B
Column Type : DB-1701 30-Meter,0.53mm ID Inj. Vol. : 1 ul

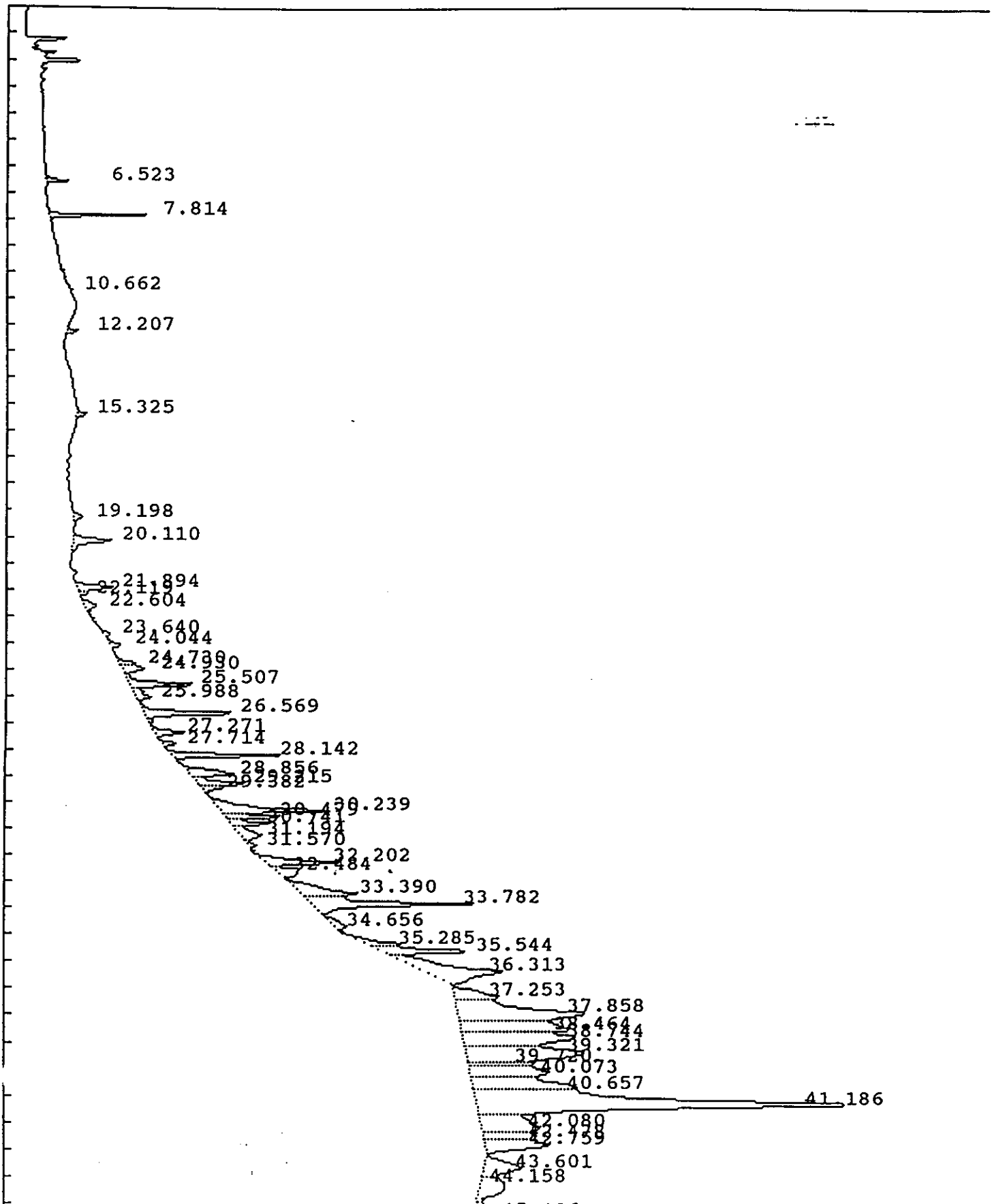

IEA Pesticide Standard Report

ıple Name : 0060015 CS-49 DF=100 Report No : 32.10
Result File : /DATA/LOOP/RESULT/B5041079.RES
Column Type : DB-1701 30 Meter,0.53mm ID Inj. Vol. : 1 ul
Instrument : HP58905B
Calculation : ExternalSTD
Run Time : 46.50 Mins. Injected on 1425 23Feb1993
Sequence File : /DATA/LOOP/SEQUENCE/B5041.SEQ
Subseq/Sample : 1/ 79 Bottle no. : 79

% Dil-Fact
3333.00

Run Status : RunStatusOK
EndOffBaseline
NoReference

Pk#	RT	ID-tm	Peak Width	Area	Code	PPB	Name
1	6.52		.068008	14844	VB	0.0000	
2	7.81		.075449	61890	BB	0.0000	
3	10.66		.026648	382	BB	0.0000	
4	12.21		.099356	9044	BB	0.0000	
5	15.32		.154286	10895	BB	0.0000	
6	19.20		.220869	13039	BB	0.0000	
7	20.11		.227695	61273	BB	0.0000	
8	21.89		.187548	47118	BV	0.0000	
9	22.12		.132752	8513	VV	0.0000	
10	22.60		.253463	20386	PV	0.0000	
11	23.64	23.67	.139501	6873	PV	.1902	~~gamma-Chlordane~~
12	24.04		.188190	13137	VB	0.0000	
13	24.73		.161444	17981	BV	0.0000	
14	24.93		.204261	32350	VV	0.0000	
15	25.51		.184144	85331	VV	0.0000	
16	25.99	25.94	.260381	26735	VV	.9375	~~Dieldrin~~
17	26.57		.162078	106836	VV	0.0000	
18	27.27	27.29	.184093	39322	VV	1.4970	~~Endrin~~
19	27.71		.153453	15132	PB	0.0000	
20	28.14		.135221	103314	BB	0.0000	
21	28.86		.231953	71912	BV	0.0000	
22	29.21		.173412	59020	VV	0.0000	
23	29.38		.149916	21853	VB	0.0000	
24	30.24		.194096	148668	BV	0.0000	
25	30.48	30.42	.140881	57988	VV	2.1055	~~Endosulfan II~~
26	30.74		.153200	42619	VV	0.0000	
27	31.19		.346861	49836	VV	0.0000	
28	31.57		.151263	9275	VV	0.0000	
29	32.20		.175996	95979	BV	0.0000	
30	32.48	An1260	.250275	49715	VB	0.0000	
31	33.39		.334244	128964	BV	0.0000	
32	33.78		.207732	236489	VV	0.0000	
33	34.66		.370203	34784	VB	0.0000	
4	35.28		.232735	59900	BV	0.0000	
35	35.54		.166256	115968	VV	0.0000	
36	36.31		.533722	285083	VB	0.0000	
37	37.25		.312044	94841	BV	0.0000	
38	37.86		.501391	431456	VV	0.0000	

amp/1

IEA Pesticide Standard Report

#	RT	ID-tm	Peak Width	Area	Code	PPB	Name
39	38.46		.376273	282233	VV	0.0000	
40	38.74		.408049	307232	VV	0.0000	
41	39.32		.487246	386083	VV	0.0000	
42	39.72		.124412	55129	VV	0.0000	
43	40.07		.374052	196654	VV	0.0000	
44	40.66		.405736	282716	VV	0.0000	
45	41.19		.436386	1096433	VV	0.0000	
46	42.08		.557890	221355	VV	0.0000	
47	42.48		.238631	83170	VV	0.0000	
48	42.76		.343320	144832	VB	0.0000	
49	43.60		.446467	110472	BV	0.0000	
50	44.16		.697983	112719	VV	0.0000	
51	45.41		.578752	175502	VB	0.0000	

Total Area : 6143276 Total PPB : 4.730

Report Time : 2231 23Feb1993
Method : /DATA/LOOP/METHOD/B5041_079.MT
Result File : /DATA/LOOP/RESULT/B5041079.RES

1D
PESTICIDE ORGANICS ANALYSIS DATA SHEET

EPA SAMPLE NO.

FB012093

Lab Name: IEA/CT Contract:

Lab Code: IIEACT Case No.: 0060 SAS No.: SDG No.: Z0060 0890

Matrix: (soil/water) WATER Lab Sample ID: 0060016

Sample wt/vol: 1000 (g/mL) ML Lab File ID: A1209227.D

% Moisture: _____ decanted: (Y/N)___ Date Received: 01/21/93

Extraction: (SepF/Cont/Sonc) SONC Date Extracted: 01/22/93

Concentrated Extract Volume: 10000(uL) Date Analyzed: 02/11/93

Injection Volume: 1.0(uL) Dilution Factor: 1.0

GPC Cleanup: (Y/N) N pH: ____ Sulfur Cleanup: (Y/N) N

CAS NO.	COMPOUND	CONCENTRATION UNITS: (ug/L or ug/Kg) UG/L	Q
12674-11-2	Aroclor-1016	1.0	U
11104-28-2	Aroclor-1221	2.0	U
11141-16-5	Aroclor-1232	1.0	U
53469-21-9	Aroclor-1242	1.0	U
12672-29-6	Aroclor-1248	1.0	U
11097-69-1	Aroclor-1254	1.0	U
11096-82-5	Aroclor-1260	1.0	U

IEA Pesticide Standard Report

mple Name : 0060016 FIELD BLANK 1/20Inj on 0718 11Feb1993

sult File :/DATA/LOOP/RESULT/A1209227.RES INSTRUMENT: HP58901A 0891

Column Type : RTX-35 30-Meter,0.53mm ID Inj. Vol. : 1 ul

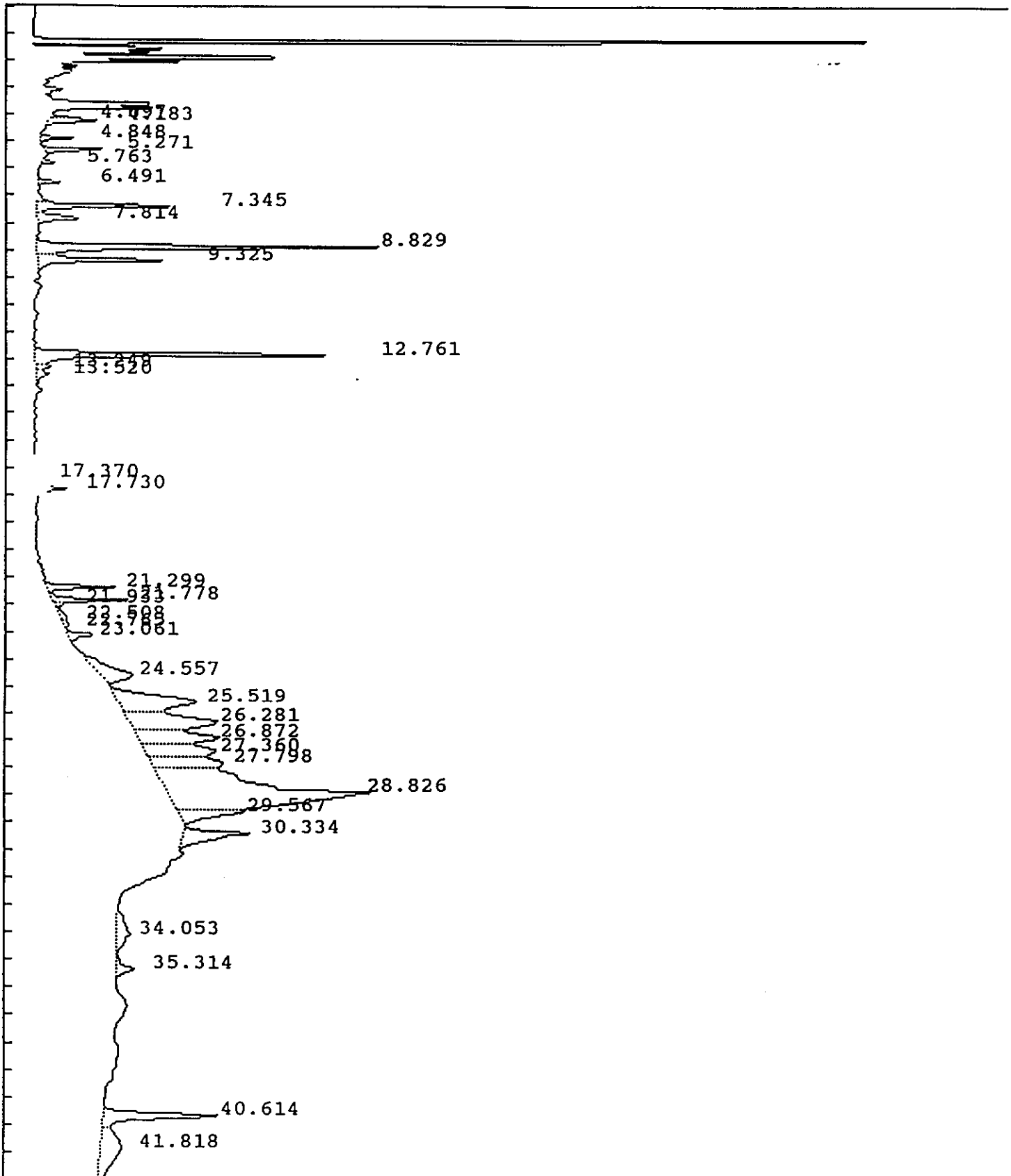

IEA Pesticide Standard Report

Sample Name : 0060016 FIELD BLANK 1/20/93 Report No :324.10
Result File : /DATA/LOOP/RESULT/A1209227.RES
Column Type : RTX-35 30 Meter,0.53mm ID Inj. Vol. : 1 ul
Instrument : HP58901A
Calculation : ExternalSTD
Run Time : 46.25 Mins. Injected on 0718 11Feb1993
Sequence File : /DATA/LOOP/SEQUENCE/A1209.SEQ
Subseq/Sample : 3/ 29 Bottle no. : 29

% Dil-Fact
100.00

Run Status : RunStatusOK
EndOffBaseline

Pk#	RT	ID-tm	Peak Width	Area	Code	PPB	Name
1	4.10		.064490	20993	BV	0.0000	
2	4.18		.113599	70051	VV	0.0000	
3	4.85		.083974	39031	BB	0.0000	
4	5.27		.089877	83023	BV	0.0000	
5	5.76		.083338	14759	BB	0.0000	
6	6.49		.091689	30223	BV	0.0000	
7	7.34		.118083	221654	VV	0.0000	
8	7.81		.183679	96777	VB	0.0000	
9	8.83		.146824	620926	PV	0.0000	
10	9.32		.152963	256506	VV	0.0000	
11	12.76	12.77	.140100	564875	BV	.1785	Tetrachloro-m-xylene
12	13.25		.166910	30633	VV	0.0000	
13	13.52		.210083	31924	VB	0.0000	
14	17.37		.130202	15174	BV	0.0000	
15	17.73		.146254	53237	PV	0.0000	
16	21.30		.125251	109893	PV	0.0000	
17	21.78	21.78	.107686	108172	VV	.0385	~~delta-BHC~~
18	21.93		.125236	15354	VV	0.0000	
19	22.51		.349454	28695	VV	0.0000	
20	22.77		.295596	13832	VV	0.0000	
21	23.06		.167559	58632	VB	0.0000	
22	24.56		.615477	227974	BB	0.0000	
23	25.52		.565629	505583	BV	0.0000	
24	26.28	26.25	.520988	527724	VV	.1954	~~Endosulfan I~~
25	26.87	26.93	.393246	363108	VV	.1368	~~4,4'-DDE~~
26	27.36		.417235	340401	VV	0.0000	
27	27.80		.383727	314317	VV	0.0000	
28	28.83		.809198	1935828	VV	0.0000	
29	29.57	29.50	.270846	208350	VB	.1057	~~Endrin aldehyde~~
30	30.33		.280391	242096	BB	0.0000	
31	34.05		.838232	128915	PV	0.0000	
32	35.31		.299901	64688	VV	0.0000	
33	40.61	#40.67	.249802	334226	BV	.0840	Decachlorobiphenyl
34	41.82		1.272025	307259	VV	0.0000	
35	43.95		.307094	457341	PV	0.0000	
36	45.11		.357493	649892	VB	0.0000	

Total Area : 9092066 Total PPB : .739

dr 2/25

Report Time : 2043 11Feb1993
Method : /DATA/LOOP/METHOD/A1209_227.MT
IEA Pesticide Standard Report
ult File : /DATA/LOOP/RESULT/A1209227.RES

IEA Pesticide Standard Report

ᵔ ᵃple Name : 0060016 FIELD BLANK 1/20/93 Inj on 1322 24Feb1993
ᵢsult File :/DATA/LOOP/RESULT/B5041101.RES INSTRUMENT: HP58905B
Column Type : DB-1701 30-Meter,0.53mm ID Inj. Vol. : 1 ul

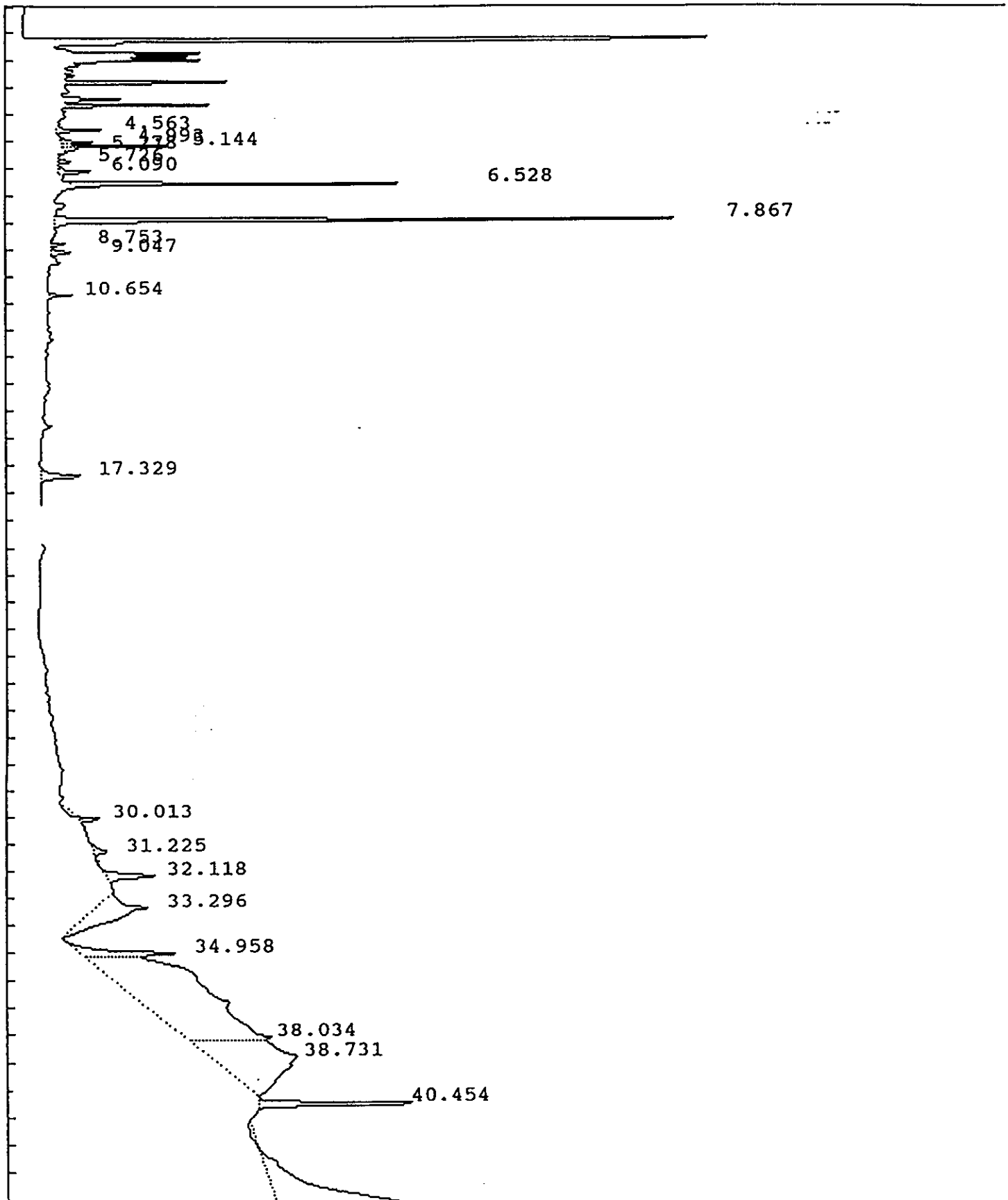

IEA Pesticide Standard Report

Sample Name : 0060016 FIELD BLANK 1/20/93 Report No : 57.11
ult File : /DATA/LOOP/RESULT/B5041101.RES
Column Type : DB-1701 30 Meter,0.53mm ID Inj. Vol. : 1 ul
Instrument : HP58905B
Calculation : ExternalSTD
Run Time : 46.50 Mins. Injected on 1322 24Feb1993
Sequence File : /DATA/LOOP/SEQUENCE/B5041.SEQ
Subseq/Sample : 2/ 2 Bottle no. : 2

% Dil-Fact
100.00

Run Status : RunStatusOK
EndOffBaseline

Pk#	RT	ID-tm	Peak Width	Area	Code	PPB	Name
1	4.56		.065794	16247	BB	0.0000	
2	4.99		.061514	11181	VV	0.0000	
3	5.14		.059037	32780	VV	0.0000	
4	5.28		.050094	3475	VV	0.0000	
5	5.73		.087217	5684	BB	0.0000	
6	6.09		.094799	14463	VV	0.0000	
7	6.53		.066458	114640	PV	0.0000	
8	7.87	7.87	.085503	252091	BB	.1722	Tetrachloro-m-xylene
9	8.75		.068366	4914	BV	0.0000	
10	9.05		.103918	10006	PB	0.0000	
	10.65		.082266	8878	BB	0.0000	
12	17.33		.180070	28942	BB	0.0000	
13	30.01		.063262	6109	BV	0.0000	
14	31.22		.196818	11428	BB	0.0000	
15	32.12		.200250	39027	BB	0.0000	
16	33.30		.668602	135596	BV	0.0000	
17	34.96		.205280	78316	PV	0.0000	
18	38.03		2.780853	919879	VV	0.0000	
19	38.73		1.314297	440345	VB	0.0000	
20	40.45	#40.48	.134355	95756	BB	.0739	Decachlorobiphenyl
21	44.56		1.772408	1112460	BB	0.0000	

Total Area : 3342215 Total PPB : .246

Report Time : 1725 25Feb1993
Method : /DATA/LOOP/METHOD/B5041_101.MT
Result File : /DATA/LOOP/RESULT/B5041101.RES

1D
PESTICIDE ORGANICS ANALYSIS DATA SHEET

EPA SAMPLE NO. 0896

S114

Lab Name: IEA/CT Contract:

Lab Code: IIEACT Case No.: 0060 SAS No.: SDG No.: Z0060

Matrix: (soil/water) SOIL Lab Sample ID: 0060017

Sample wt/vol: 30.0 (g/mL) G Lab File ID: A1209320.D

% Moisture: 7 decanted: (Y/N) N Date Received: 01/21/93

Extraction: (SepF/Cont/Sonc) SONC Date Extracted: 01/22/93

Concentrated Extract Volume: 5000(uL) Date Analyzed: 02/16/93

Injection Volume: 1.0(uL) Dilution Factor: 100.0

GPC Cleanup: (Y/N) Y pH: 7.2 Sulfur Cleanup: (Y/N) N

CAS NO.	COMPOUND	CONCENTRATION UNITS: (ug/L or ug/Kg) UG/KG	Q
12674-11-2	Aroclor-1016	3500	U
11104-28-2	Aroclor-1221	7200	U
11141-16-5	Aroclor-1232	3500	U
53469-21-9	Aroclor-1242	3500	U
12672-29-6	Aroclor-1248	3500	U
11097-69-1	Aroclor-1254	3500	U
11096-82-5	Aroclor-1260	120000	P

IEA Pesticide Standard Report

mple Name : 0060017 S-114 DF=100 Inj on 0845 16Feb1993
sult File :/DATA/LOOP/RESULT/A1209320.RES INSTRUMENT: HP58901A
Column Type : RTX-35 30-Meter,0.53mm ID Inj. Vol. : 1 ul



IEA Pesticide Standard Report

Sample Name : 0060017 S-114 DF=100 Inj on 0845 16Feb1993

Result File :/DATA/LOOP/RESULT/A1209320.RES INSTRUMENT: HP58901A

Column Type : RTX-35 30-Meter,0.53mm ID Inj. Vol. : 1 ul



IEA Pesticide Standard Report

mple Name : 0060017 S-114 DF=100 Report No :424.10
Result File : /DATA/LOOP/RESULT/A1209320.RES
Column Type : RTX-35 30 Meter,0.53mm ID Inj. Vol. : 1 ul
Instrument : HP58901A
Calculation : ExternalSTD
Run Time : 46.25 Mins. Injected on 0845 16Feb1993
Sequence File : /DATA/LOOP/SEQUENCE/A1209.SEQ
Subseq/Sample : 4/ 23 Bottle no. : 23

% Dil-Fact
3333.00

Run Status : SignalOverload

Pk#	RT	ID-tm	Peak Width	Area	Code	PPB	Name
1	4.22		.084749	36214	BB	0.0000	
2	5.81		.142347	22471	BB	0.0000	
3	7.18		.102350	62199	BV	0.0000	
4	7.37		.122731	80703	VB	0.0000	
5	9.35		.129738	227230	BB	0.0000	
6	10.41		.156258	96225	BB	0.0000	
7	21.32		.140718	71176	BB	0.0000	
8	22.97	22.99	.170663	367346	BV	3.7219	~~Aldrin~~
9	24.10		.132774	28582	PV	0.0000	
10	25.20		.081847	11546	PB	0.0000	
11	25.54		.100387	2947966	BV	0.0000	
12	25.69	25.72	.096557	617743	VV	6.3487	~~gamma-Chlordane~~
13	25.90		.135203	4609143	VV	0.0000	
14	26.49		.121572	272589	VB	0.0000	
15	26.86	26.93	.082892	93033	BV	1.1682	~~4,4'-DDE~~
16	27.05		.093747	623323	VB	0.0000	
17	27.42		.136905	7711291	GV	0.0000	
18	27.60		.118512	3103009	VV	0.0000	
19	27.90		.135062	7899954	GS	0.0000	
20	28.06		.098387	2157518	HS	0.0000	
21	28.27		.174139	10186284	GS	0.0000	
22	28.50	28.45	.131285	1723396	HS	27.0438	~~4,4'-DDD~~
23	28.76		.097069	5159391	HS	0.0000	
24	28.96		.147572	6589382	HS	0.0000	
25	29.26	29.32	.107777	6304061	GS	97.6465	~~4,4'-DDT~~
26	29.41		.155870	9118518	GS	0.0000	
27	29.56	29.50	.133821	7828206	GS	132.4288	~~Endrin aldehyde~~
28	29.73		.137320	7324833	HS	0.0000	
29	30.18		.132306	1755922	HS	0.0000	
30	30.66	4n1260	.133084	7645959	GS	0.0000	ah 2/2
31	30.96		.135596	7790152	GS	0.0000	
32	31.36		.328638	18908612	GS	0.0000	
33	32.24		.129103	459662	BT	0.0000	
34	32.57		.117911	328809	BV	0.0000	
35	32.88		.139766	4877587	VV	0.0000	
36	33.14		.242239	14019210	GS	0.0000	
37	33.84		.146063	192613	BT	0.0000	
38	34.15		.145627	630689	PT	0.0000	
39	34.57		.139563	213235	PT	0.0000	
40	35.10		.175173	2868045	BV	0.0000	

IEA Pesticide Standard Report

Pk#	RT	ID-tm	Peak Width	Area	Code	PPB	Name
.	35.39		.173337	2189745	VV	0.0000	
42	35.85		.222648	5885195	VB	0.0000	
43	38.23		.217545	821979	PV	0.0000	
44	39.51		.243203	106221	PV	0.0000	
45	40.65	#40.67	.291309	417792	PV	3.4994	~~Decachlorobiphenyl~~

Total Area : 154384768 Total PPB : 271.857

Report Time : 1815 16Feb1993
Method : /DATA/LOOP/METHOD/A1209_320.MT
Result File : /DATA/LOOP/RESULT/A1209320.RES

IEA Pesticide Standard Report

Sample Name : 0060017 S-114 DF=100
Result File :/DATA/LOOP/RESULT/B5041103.RES
Column Type : DB-1701 30-Meter,0.53mm ID

Inj on 1536 24Feb1993
INSTRUMENT: HP58905B
Inj. Vol. : 1 ul



IEA Pesticide Standard Report

Inj on 1536 24Feb1993
INSTRUMENT: HP58905B
Inj. Vol. : 1 ul

Sample Name : 0060017 S-114 DF=100
Result File :/DATA/LOOP/RESULT/B5041103.RES
Column Type : DB-1701 30-Meter,0.53mm ID

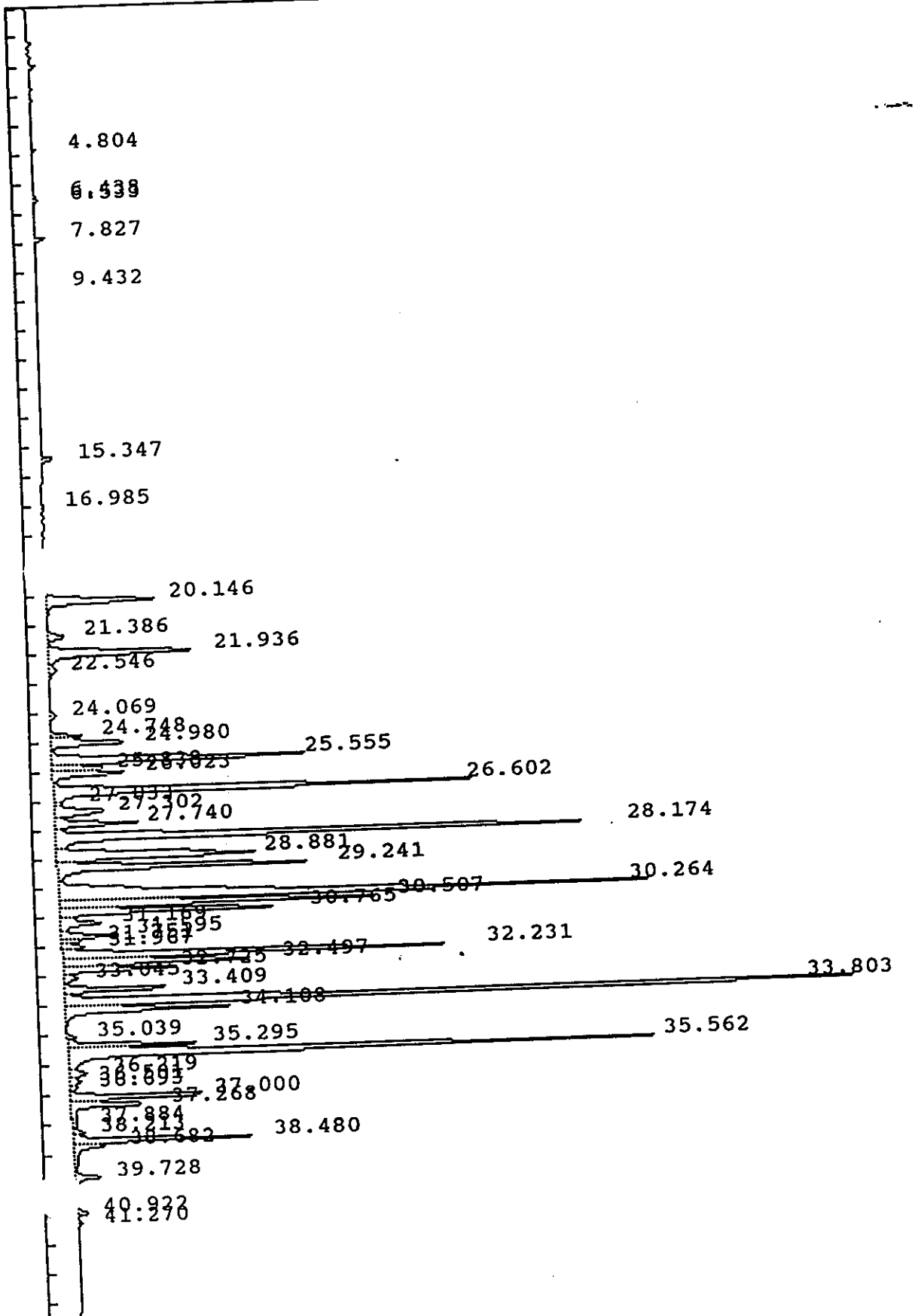

IEA Pesticide Standard Report

Report No : 59.00

nple Name : 0060017 S-114 DF=100
Result File : /DATA/LOOP/RESULT/B5041103.RES
Column Type : DB-1701 30 Meter,0.53mm ID
Instrument : HP58905B
Calculation : ExternalSTD
Run Time : 46.50 Mins. Injected on 1536 24Feb1993
Sequence File : /DATA/LOOP/SEQUENCE/B5041.SEQ
Subseq/Sample : 2/ 4 Bottle no. : 4

Inj. Vol. : 1 ul

% Dil-Fact
3333.00

Run Status : RunStatusOK
EndOffBaseline
NoReference

Pk#	RT	ID-tm	Peak Width	Area	Code	PPB	Name
1	4.80		.053241	21220	BB	0.0000	
2	6.44		.058130	21010	BV	0.0000	
3	6.53		.069360	21452	VB	0.0000	
4	7.83	7.87	.077486	62218	BB	1.4162	~~Tetrachloro-m-xylene~~
5	9.43		.072973	4984	BB	0.0000	
6	15.35		.145592	111128	BB	0.0000	
7	16.98		.153713	9907	BB	0.0000	
8	20.15		.202175	1302217	BB	0.0000	
9	21.39		.194639	193919	BV	0.0000	
10	21.94		.204191	1748566	VV	0.0000	
11	22.55		.276043	137627	VV	0.0000	
12	24.07	24.12	.173203	64857	VV	1.6794	~~alpha-Chlordane~~
13	24.75		.146557	261335	PV	0.0000	
14	24.98		.168136	773077	VV	0.0000	
15	25.55		.169176	2533769	VV	0.0000	
16	25.84		.143598	470582	VV	0.0000	
17	26.02		.171760	735269	VV	0.0000	
18	26.60		.163976	4011621	VV	0.0000	
19	27.03		.135036	70180	VV	0.0000	
20	27.30	27.29	.228515	686476	VV	26.1334	~~Endrin~~
21	27.74		.155745	763711	VV	0.0000	
22	28.17		.155527	5160666	VV	0.0000	
23	28.88		.232808	2772387	VV	0.0000	
24	29.24		.161966	2520486	VV	0.0000	
25	30.26		.206226	7157683	VV	0.0000	
26	30.51		.140401	2728360	VV	0.0000	
27	30.76		.142706	1992137	VV	0.0000	
28	31.17		.182912	458490	VV	0.0000	
29	31.60		.133653	452460	VV	0.0000	
30	31.75		.117636	153140	VV	0.0000	
31	31.97		.137006	189231	VV	0.0000	
32	32.23	AK1260	.145911	3527686	VV	0.0000	
33	32.50		.137656	1656400	VV	0.0000	
34	32.73	32.78	.137369	940961	VV	57.6510	~~Endrin aldehyde~~
35	33.05		.179534	155131	VV	0.0000	
36	33.41		.126217	888084	VV	0.0000	
37	33.80		.136454	7036065	VV	0.0000	
38	34.11		.144744	1424400	VV	0.0000	

ads/1

IEA Pesticide Standard Report

Pk#	RT	ID-tm	Peak Width	Area	Code	PPB	Name
1	35.04		.128584	70198	PV	0.0000	
40	35.30		.117150	944712	VV	0.0000	
41	35.56		.152330	5419188	VV	0.0000	
42	36.22		.199391	212447	VV	0.0000	
43	36.50		.154969	106128	VV	0.0000	
44	36.69		.162875	77727	VV	0.0000	
45	37.00		.126212	1245694	VV	0.0000	
46	37.27		.146094	737770	VV	0.0000	
47	37.88		.288095	93441	VV	0.0000	
48	38.21		.142841	107089	VV	0.0000	
49	38.48		.115392	1316347	VV	0.0000	
50	38.68		.227001	426512	VV	0.0000	
51	39.73		.181147	294799	VV	0.0000	
52	40.92		.152371	102249	VV	0.0000	
53	41.27		.159610	37013	VB	0.0000	

Total Area : 64410232 Total PPB : 86.880

Report Time : 1626 24Feb1993
Method : /DATA/LOOP/METHOD/B5041.MTH
Result File : /DATA/LOOP/RESULT/B5041103.RES

1D
PESTICIDE ORGANICS ANALYSIS DATA SHEET

EPA SAMPLE NO.

S114DL

0905

Lab Name: IEA/CT Contract:

Lab Code: IIEACT Case No.: 0060 SAS No.: SDG No.: Z0060

Matrix: (soil/water) SOIL Lab Sample ID: 0060017DL

Sample wt/vol: 30.0 (g/mL) G Lab File ID: A1209319.D

% Moisture: 7 decanted: (Y/N) N Date Received: 01/21/93

Extraction: (SepF/Cont/Sonc) SONC Date Extracted: 01/22/93

Concentrated Extract Volume: 5000(uL) Date Analyzed: 02/16/93

Injection Volume: 1.0(uL) Dilution Factor: 1000.0

GPC Cleanup: (Y/N) Y pH: 7.2 Sulfur Cleanup: (Y/N) N

CAS NO.	COMPOUND	CONCENTRATION UNITS: (ug/L or ug/Kg) UG/KG	Q
12674-11-2	Aroclor-1016	35000	U
11104-28-2	Aroclor-1221	72000	U
11141-16-5	Aroclor-1232	35000	U
53469-21-9	Aroclor-1242	35000	U
12672-29-6	Aroclor-1248	35000	U
11097-69-1	Aroclor-1254	35000	U
11096-82-5	Aroclor-1260	90000	PD

IEA Pesticide Standard Report

Sample Name : 0060017 a S-114 DF=1000 Inj on 0751 16Feb1993
Result File :/DATA/LOOP/RESULT/A1209319.RES INSTRUMENT: HP58901A
Column Type : RTX-35 30-Meter,0.53mm ID Inj. Vol. : 1 ul



IEA Pesticide Standard Report

Sample Name : 0060017 S-114 DF=1000 Inj on 0751 16Feb1993
Result File :/DATA/LOOP/RESULT/A1209319.RES INSTRUMENT: HP58901A
Column Type : RTX-35 30-Meter,0.53mm ID Inj. Vol. : 1 ul



IEA Pesticide Standard Report

ple Name : 0060017 S-114 DF=1000 Report No :423.10
Result File : /DATA/LOOP/RESULT/A1209319.RES
Column Type : RTX-35 30 Meter,0.53mm ID Inj. Vol. : 1 ul
Instrument : HP58901A
Calculation : ExternalSTD
Run Time : 46.25 Mins. Injected on 0751 16Feb1993
Sequence File : /DATA/LOOP/SEQUENCE/A1209.SEQ
Subseq/Sample : 4/ 22 Bottle no. : 22

% Dil-Fact
3333.00

Run Status : RunStatusOK
NoReference

Pk#	RT	ID-tm	Peak Width	Area	Code	PPB	Name
1	7.37		.108025	46654	VB	0.0000	
2	9.35		.125267	200748	BB	0.0000	
3	21.33		.122018	37690	BB	0.0000	
4	22.97	22.99	.141985	31903	BB	.3232	~~Aldrin~~
5	25.54		.097098	354000	BV	0.0000	
6	25.69	25.72	.101778	78146	VV	.8031	~~gamma-Chlordane~~
7	25.90		.143258	559374	VV	0.0000	
8	26.49		.122854	31245	VB	0.0000	
9	27.06		.094226	57452	VB	0.0000	
10	27.42		.140589	866522	BV	0.0000	
11	27.61		.113925	340139	VV	0.0000	
12	27.89		.098633	1144285	VV	0.0000	
13	28.06	28.13	.102145	250140	VV	3.7722	~~Endrin~~
14	28.25		.119817	1508174	VV	0.0000	
15	28.50	28.45	.131170	200247	VV	3.1423	~~4,4'-DDD~~
16	28.76		.104532	498690	VV	0.0000	
17	28.97		.156280	732458	VV	0.0000	
18	29.26	29.32	.103945	663916	VV	10.2837	~~4,4'-DDT~~
19	29.38		.111321	1146519	VV	0.0000	
20	29.55	29.50	.108728	916857	VV	15.5104	~~Endrin aldehyde~~
21	29.74		.139295	727600	VV	0.0000	
22	30.18		.128038	149018	VB	0.0000	
23	30.66	AR1260	.113673	794229	BV	0.0000	
24	30.96		.130376	711409	VV	0.0000	
25	31.30		.180219	2720958	VV	0.0000	
26	32.25		.128895	51493	VB	0.0000	
27	32.58		.114392	25886	BV	0.0000	
28	32.89		.138723	444056	VV	0.0000	
29	33.12		.199977	1433071	VV	0.0000	
30	34.16		.172108	70733	VV	0.0000	
31	35.11		.171702	246727	BV	0.0000	
32	35.40		.176656	214527	VV	0.0000	
33	35.86		.230219	558301	VB	0.0000	
34	38.24		.202927	76746	BB	0.0000	

Total Area : 17889920 Total PPB : 33.835

Report Time : 1810 16Feb1993
Method : /DATA/LOOP/METHOD/A1209.319.MT

Result File : /DATA/LOOP/RESULT/A1209319.RES

IEA Pesticide Standard Report

Sample Name : 0060017 DL S-114 DF=1000 Inj on 1436 24Feb1993
Result File :/DATA/LOOP/RESULT/B5041102.RES INSTRUMENT: HP58905B
Column Type : DB-1701 30-Meter,0.53mm ID Inj. Vol. : 1 ul

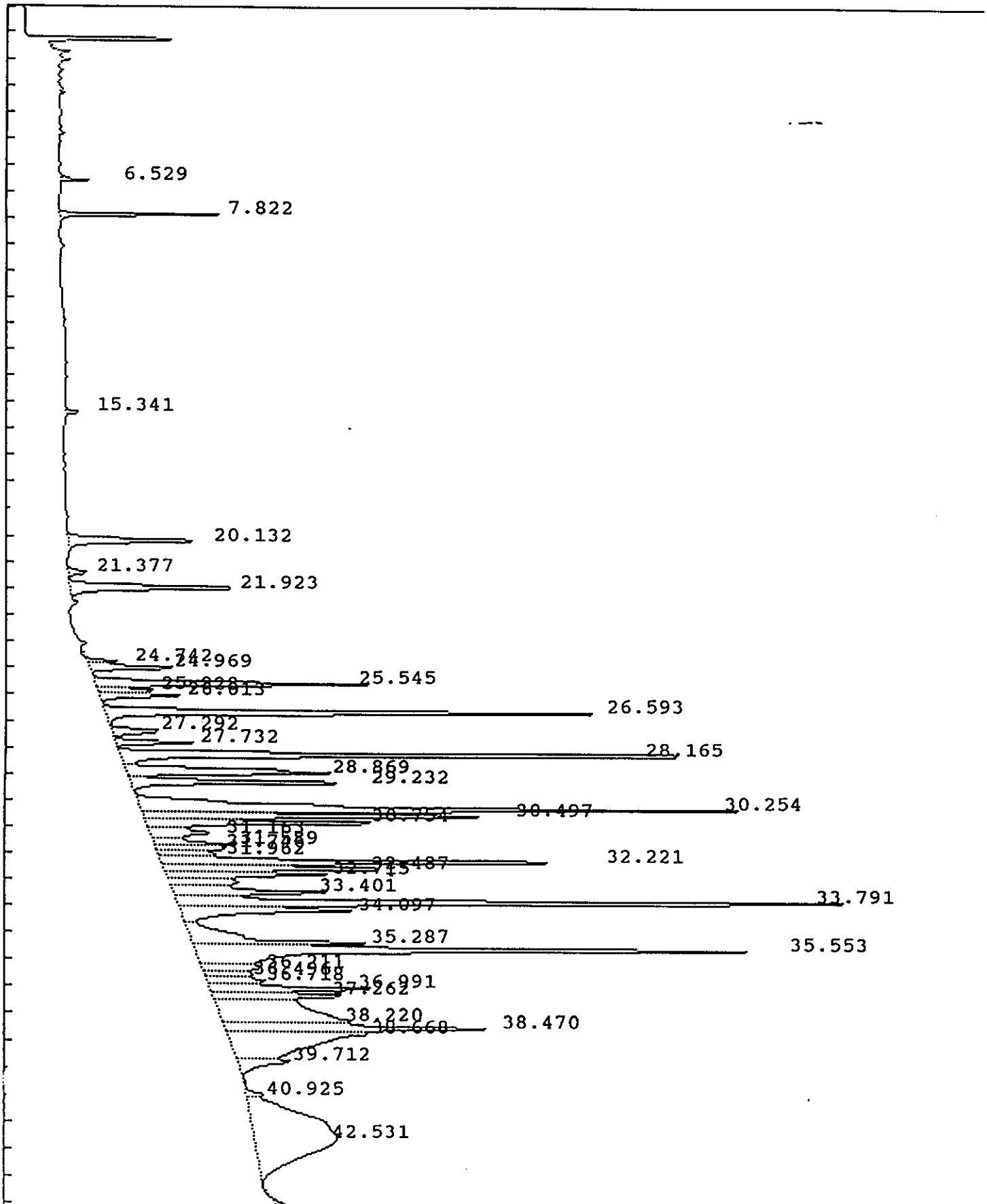

IEA Pesticide Standard Report

ple Name : 0060017 S-114 DF=1000 Report No : 58.00
esult File : /DATA/LOOP/RESULT/B5041102.RES
Column Type : DB-1701 30 Meter,0.53mm ID Inj. Vol. : 1 ul
Instrument : HP58905B
Calculation : ExternalSTD
Run Time : 46.50 Mins. Injected on 1436 24Feb1993
Sequence File : /DATA/LOOP/SEQUENCE/B5041.SEQ
Subseq/Sample : 2/ 3 Bottle no. : 3

% Dil-Fact
3333.00

Run Status : RunStatusOK
EndOffBaseline
NoReference

Pk#	RT	ID-tm	Peak Width	Area	Code	PPB	Name
1	6.53		.065760	10512	VB	0.0000	
2	7.82	7.87	.076582	68529	BB	1.5599	~~Tetrachloro-m-xylene~~
3	15.34		.124054	7839	BB	0.0000	
4	20.13		.193424	105820	BB	0.0000	
5	21.38		.186087	14679	BB	0.0000	
6	21.92		.198603	143394	BV	0.0000	
7	24.74		.139674	17940	BV	0.0000	
8	24.97		.157285	59971	VB	0.0000	
9	25.55		.164075	188121	BV	0.0000	
10	25.83		.146411	35484	VV	0.0000	
11	26.01		.165578	55446	VV	0.0000	
12	26.59		.156108	324942	VV	0.0000	
13	27.29	27.29	.200384	41119	VV	1.5653	~~Endrin~~
14	27.73		.138724	46311	VV	0.0000	
15	28.16		.149801	412829	PV	0.0000	
16	28.87		.234688	198554	VV	0.0000	
17	29.23		.154721	152248	VV	0.0000	
18	30.25		.198904	499740	VV	0.0000	
19	30.50		.144151	224658	VV	0.0000	
20	30.75		.168822	182221	VV	0.0000	
21	31.16		.251441	64565	VV	0.0000	
22	31.59		.185132	63326	VV	0.0000	
23	31.75		.162020	49120	VV	0.0000	a33/1
24	31.96		.151684	36452	VV	0.0000	
25	32.22		.162345	302130	VV	0.0000	
26	32.49	AR1260	.155897	159884	VV	0.0000	
27	32.72	32.78	.194134	129377	VV	7.9267	~~Endrin aldehyde~~
28	33.40		.224954	150368	VV	0.0000	
29	33.79		.144078	533049	VV	0.0000	
30	34.10		.213611	155303	VV	0.0000	
31	35.29		.249254	189213	VV	0.0000	
32	35.55		.204989	514132	VV	0.0000	
33	36.21		.259871	62024	VV	0.0000	
4	36.50		.182474	35809	VV	0.0000	
35	36.72		.219964	51266	VV	0.0000	
36	36.99		.177559	129537	VV	0.0000	
37	37.26		.188593	107381	VV	0.0000	
38	38.22		.689113	355737	VV	0.0000	

IEA Pesticide Standard Report

0912

Pk#	RT	ID-tm	Peak Width	Area	Code	PPB	Name
)	38.47		.196567	226556	VV	0.0000	
+0	38.67		.598392	340281	VV	0.0000	
41	39.71		.264506	58435	VB	0.0000	
42	40.92		.212641	14509	BV	0.0000	
43	42.53		1.790118	593069	VV	0.0000	
44	45.69		1.054968	116862	PB	0.0000	

Total Area : 7228744 Total PPB : 11.052

Report Time : 1527 24Feb1993
Method : /DATA/LOOP/METHOD/B5041.MTH
Result File : /DATA/LOOP/RESULT/B5041102.RES

1D
PESTICIDE ORGANICS ANALYSIS DATA SHEET

EPA SAMPLE NO.

S112 0913

Lab Name: IEA/CT Contract:

Lab Code: IIEACT Case No.: 0060 SAS No.: SDG No.: Z0060

Matrix: (soil/water) SOIL Lab Sample ID: 0060018

Sample wt/vol: 30.0 (g/mL) G Lab File ID: A1209322.D

% Moisture: 14 decanted: (Y/N) N Date Received: 01/21/93

Extraction: (SepF/Cont/Sonc) SONC Date Extracted: 01/22/93

Concentrated Extract Volume: 5000(uL) Date Analyzed: 02/16/93

Injection Volume: 1.0(uL) Dilution Factor: 1.0

GPC Cleanup: (Y/N) Y pH: 5.9 Sulfur Cleanup: (Y/N) N

CAS NO.	COMPOUND	CONCENTRATION UNITS: (ug/L or ug/Kg) UG/KG	Q
12674-11-2	Aroclor-1016	38	U
11104-28-2	Aroclor-1221	78	U
11141-16-5	Aroclor-1232	38	U
53469-21-9	Aroclor-1242	38	U
12672-29-6	Aroclor-1248	38	U
11097-69-1	Aroclor-1254	38	U
11096-82-5	Aroclor-1260	1600	P

IEA Pesticide Standard Report

0914

Sample Name : 0060018 S-112 Inj on 1032 16Feb1993

Result File :/DATA/LOOP/RESULT/A1209322.RES INSTRUMENT: HP58901A

Column Type : RTX-35 30-Meter,0.53mm ID Inj. Vol. : 1 ul

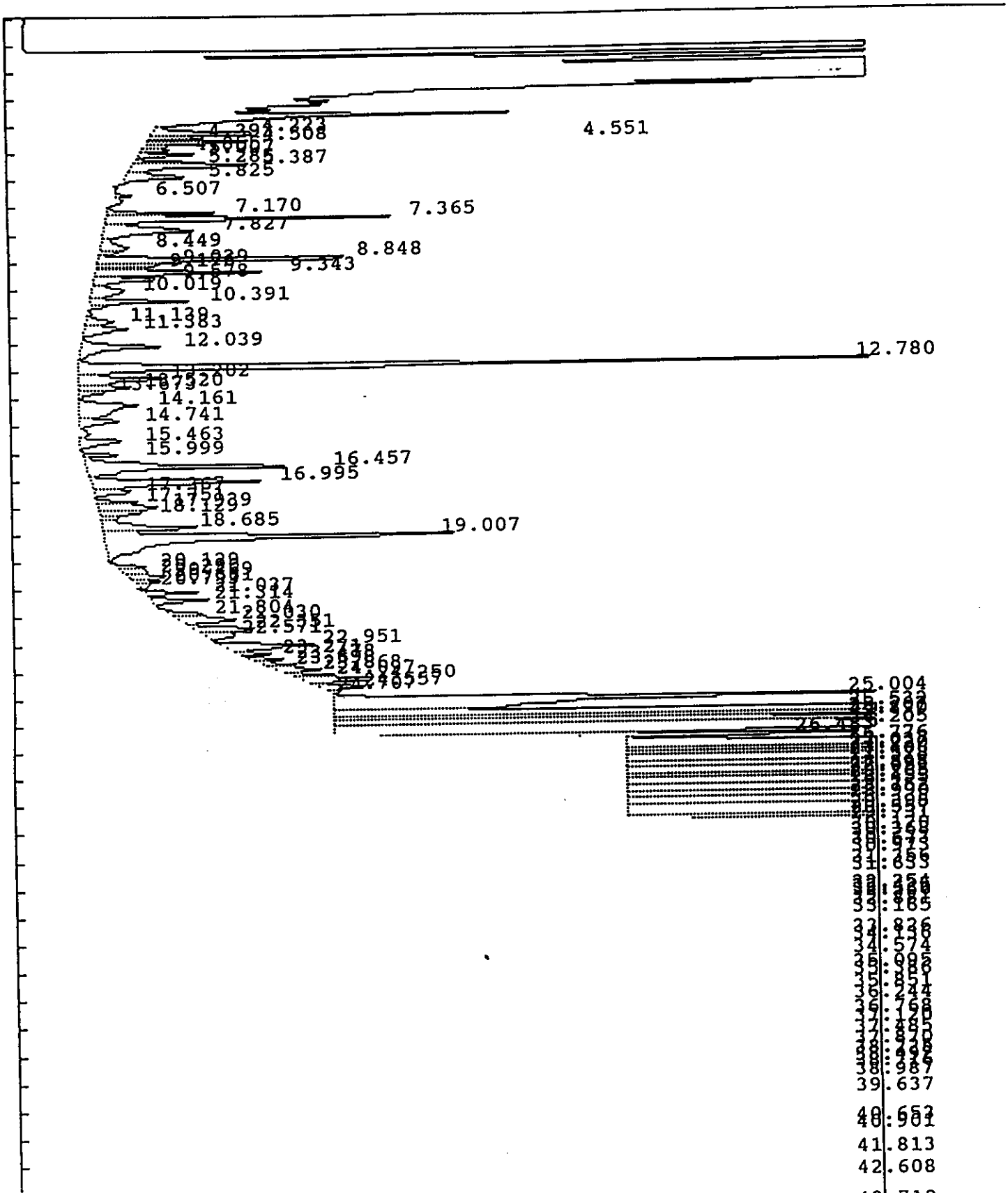

IEA Pesticide Standard Report

ıple Name : 0060018 S-112 Inj on 1032 16Feb1993

. sult File :/DATA/LOOP/RESULT/A1209322.RES INSTRUMENT: HP58901A

Column Type : RTX-35 30-Meter,0.53mm ID Inj. Vol. : 1 ul

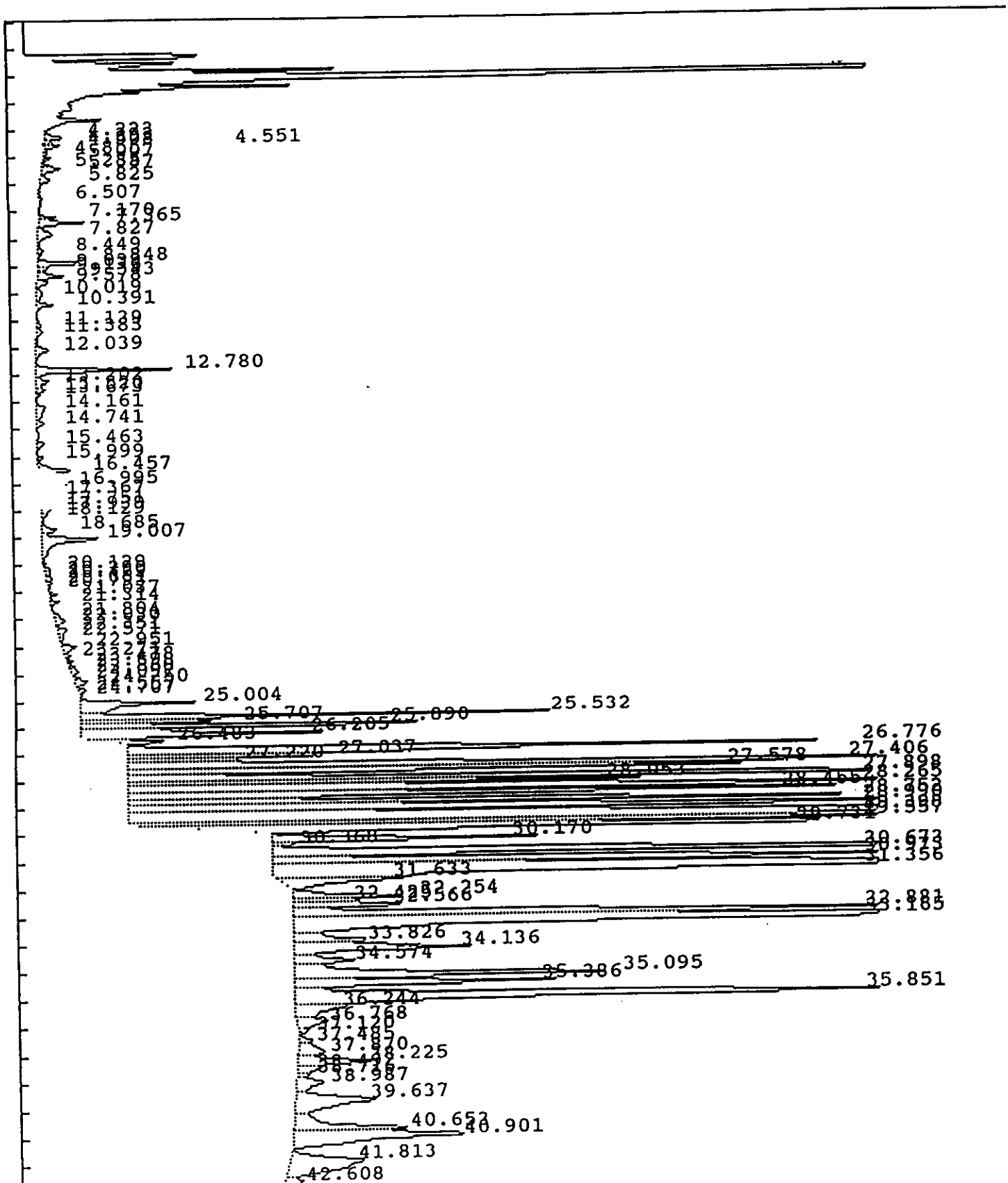

IEA Pesticide Standard Report

mple Name : 0060018 S-112 Report No :426.10
Result File : /DATA/LOOP/RESULT/A1209322.RES
Column Type : RTX-35 30 Meter,0.53mm ID Inj. Vol. : 1 ul
Instrument : HP58901A
Calculation : ExternalSTD
Run Time : 46.25 Mins. Injected on 1032 16Feb1993
Sequence File : /DATA/LOOP/SEQUENCE/A1209.SEQ
Subseq/Sample : 4/ 25 Bottle no. : 25

% Dil-Fact
3333.00

Run Status : EndOffBaseline
SignalOverload

Pk#	RT	ID-tm	Peak Width	Area	Code	PPB	Name
1	4.22		.123604	194070	BV	0.0000	
2	4.39		.084412	42001	VV	0.0000	
3	4.51		.062571	68547	VV	0.0000	
4	4.55		.080226	90613	VV	0.0000	
5	4.86		.071246	25934	VV	0.0000	
6	5.01		.079770	62744	VV	0.0000	
7	5.28		.072743	59432	VV	0.0000	
8	5.39		.162481	211793	VV	0.0000	
9	5.82		.175370	125948	VV	0.0000	
10	6.51		.079114	17884	PV	0.0000	
11	7.17		.106207	139927	PV	0.0000	
12	7.37		.120511	414154	VV	0.0000	
13	7.83		.252757	263744	VV	0.0000	
14	8.45		.230540	81210	VV	0.0000	
15	8.85		.132451	448915	VV	0.0000	
16	9.04		.129032	94213	VV	0.0000	
17	9.18		.089967	51784	VV	0.0000	
18	9.34		.131062	257743	VV	0.0000	
19	9.58		.151977	129734	VV	0.0000	
20	10.02		.304005	109763	VV	0.0000	
21	10.39		.116440	145000	VV	0.0000	
22	11.14		.187550	60710	VV	0.0000	
23	11.38		.199510	99807	VV	0.0000	
24	12.04		.208109	195144	VV	0.0000	
25	12.78	12.77	.120573	1249597	PV	13.1630	Tetrachloro-m-xylene
26	13.20		.181246	181372	VV	0.0000	
27	13.52		.150651	90079	VV	0.0000	
28	13.67		.142116	42881	VV	0.0000	
29	14.16		.350837	231241	VV	0.0000	
30	14.74		.169743	83191	VV	0.0000	
31	15.46		.193213	96550	PB	0.0000	
32	16.00		.105032	50624	BV	0.0000	
33	16.46		.176307	476988	VV	0.0000	
34	17.00		.187203	377033	VV	0.0000	
35	17.37		.163602	72647	VB	0.0000	
36	17.75		.115755	56270	BV	0.0000	
37	17.94		.205238	137380	VV	0.0000	
38	18.13		.152690	72641	VV	0.0000	
39	18.69		.182887	212837	VV	0.0000	

IEA Pesticide Standard Report

#	RT	ID-tm	Peak Width	Area	Code	PPB	Name
3	19.01		.231772	956537	VB	0.0000	
41	20.13		.170491	55802	BV	0.0000	
42	20.29		.138843	41797	VV	0.0000	
43	20.47		.149078	71535	VV	0.0000	
44	20.66		.117487	37943	VV	0.0000	
45	20.79		.115859	16246	VB	0.0000	
46	21.04		.104975	67420	BV	0.0000	
47	21.31		.120882	86066	VB	0.0000	
48	21.80	21.78	.116922	52706	BV	.6260	~~delta-BHC~~
49	22.03		.210225	138950	VV	0.0000	
50	22.35		.199265	136732	VV	0.0000	
51	22.57		.200878	73441	VB	0.0000	
52	22.95	22.99	.165440	187026	BV	1.8949	~~Aldrin~~
53	23.27		.091668	43409	VV	0.0000	
54	23.48		.112294	49021	PV	0.0000	
55	23.70		.148582	62490	VV	0.0000	
56	23.87		.130113	76295	VV	0.0000	
57	24.10		.097053	57238	VV	0.0000	
58	24.25		.155200	150991	VV	0.0000	
59	24.56		.147353	83536	VV	0.0000	
60	24.71		.095521	22577	VB	0.0000	
61	25.00	25.07	.189390	1650745	BV	18.0959	Heptachlor epoxide
62	25.53		.086654	3296311	HS	0.0000	
63	25.71	25.72	.116972	1303747	HS	13.3990	gamma-Chlordane
64	25.89		.098534	3142004	HS	0.0000	
65	26.21	26.22	.172641	3192447	HS	30.4368	alpha-Chlordane
66	26.48		.112799	630978	HS	0.0000	
67	26.78		.149337	7847898	GS	0.0000	
68	27.04		.125920	1823451	HS	0.0000	
69	27.22		.101332	823622	HS	0.0000	
70	27.41		.164382	8642640	GS	0.0000	
71	27.58		.144708	6423045	HS	0.0000	
72	27.90		.157555	8284025	GS	0.0000	
73	28.05		.103011	4151074	GS	0.0000	
74	28.26		.172482	9069276	GS	0.0000	
75	28.46	28.45	.141197	7423269	GS	116.4872	~~4,4'-DDD~~
76	28.75		.131931	6936070	GS	0.0000	
77	28.99		.183411	9643874	GS	0.0000	
78	29.40		.304678	16021762	GS	0.0000	
79	29.56	29.50	.145496	7650808	GS	129.4278	~~Endrin aldehyde~~
80	29.73		.172408	8605564	GS	0.0000	
81	30.17		.129278	2647986	BV	0.0000	
82	30.37	AU1260	.091876	131058	VV	0.0000	
83	30.67		.199705	8529820	GV	0.0000	
84	30.97		.167016	7133540	GS	0.0000	
85	31.36		.355196	15172624	GS	0.0000	
86	31.63		.198417	1857813	HS	0.0000	
87	32.25		.147981	1298065	BV	0.0000	
88	32.43		.103677	496554	VV	0.0000	
89	32.57		.148523	1276040	VV	0.0000	
90	32.88		.158550	6558648	GV	0.0000	
1	33.16		.302863	12530482	GS	0.0000	
92	33.83		.192325	1101068	HS	0.0000	
93	34.14		.223806	2903859	HS	0.0000	
94	34.57		.219036	960025	HS	0.0000	

ar 2/25

IEA Pesticide Standard Report

Pk#	RT	ID-tm	Peak Width	Area	Code	PPB	Name
[illegible]	35.09		.188103	4452578	HS	0.0000	
96	35.39		.169231	3205136	HS	0.0000	
97	35.85		.236871	9798858	GS	0.0000	
98	36.24		.296218	1066410	HS	0.0000	
99	36.77		.292265	655712	HS	0.0000	
100	37.12		.116862	47930	BT	0.0000	
101	37.48		.187077	168751	BV	0.0000	
102	37.87		.330365	599874	VV	0.0000	
103	38.23		.201555	1067445	VV	0.0000	
104	38.49		.191520	320769	VV	0.0000	
105	38.72		.127896	116832	VV	0.0000	
106	38.99		.314299	615993	VV	0.0000	
107	39.64		.393139	2240198	VV	0.0000	
108	40.65	#40.67	.258386	2083538	VV	17.4515	Decachlorobiphenyl
109	40.90		.303300	3803667	VB	0.0000	
110	41.81		.534686	2785289	BV	0.0000	
111	42.61		.389935	469323	VB	0.0000	
112	43.72		.203167	326468	BV	0.0000	
113	43.99		.288031	1426388	VB	0.0000	
114	44.77		.250358	390593	BV	0.0000	
115	45.16		.262288	880050	VB	0.0000	
116	45.64		.341370	164745	BV	0.0000	

Total Area : 225136704 Total PPB : 340.982

. ort Time : 1910 16Feb1993
Method : /DATA/LOOP/METHOD/A1209_322.MT
Result File : /DATA/LOOP/RESULT/A1209322.RES

IEA Pesticide Standard Report

Sample Name : 0060018 S-112 Inj on 0140 25Feb1993
ult File :/DATA/LOOP/RESULT/B5041114.RES INSTRUMENT: HP58905B
olumn Type : DB-1701 30-Meter,0.53mm ID Inj. Vol. : 1 ul



IEA Pesticide Standard Report

ıple Name : 0060018 S-112
. sult File :/DATA/LOOP/RESULT/B5041114.RES
Column Type : DB-1701 30-Meter,0.53mm ID

Inj on 0140 25Feb1993
INSTRUMENT: HP58905B
Inj. Vol. : 1 ul

0920



IEA Pesticide Standard Report

Report No : 70.11

Inj. Vol. : 1 ul

0921

ıple Name : 0060018 S-112
Result File : /DATA/LOOP/RESULT/B5041114.RES
Column Type : DB-1701 30 Meter,0.53mm ID
Instrument : HP58905B
Calculation : ExternalSTD
Run Time : 46.50 Mins. Injected on 0140 25Feb1993
Sequence File : /DATA/LOOP/SEQUENCE/B5041.SEQ
Subseq/Sample : 2/ 15 Bottle no. : 15

% Dil-Fact
3333.00

Run Status : EndOffBaseline
SignalOverload

Pk#	RT	ID-tm	Peak Width	Area	Code	PPB	Name
1	4.24		.068359	14057	PV	0.0000	
2	4.55		.065581	19273	PV	0.0000	
3	4.81		.055356	30557	PV	0.0000	
4	5.00		.079025	10129	VV	0.0000	
5	5.15		.063778	22301	PV	0.0000	
6	5.34		.077444	17472	VV	0.0000	
7	5.53		.066861	5893	VV	0.0000	
8	5.71		.134074	23492	VV	0.0000	
9	5.97		.082698	16800	PV	0.0000	
10	6.10		.098818	17697	VV	0.0000	
11	6.44		.086250	60857	PV	0.0000	
12	6.54		.079215	165979	VV	0.0000	
13	6.70		.089262	23213	VV	0.0000	
14	6.79		.078822	15216	VV	0.0000	
15	7.15		.072652	13058	PV	0.0000	
16	7.59		.090066	6427	BV	0.0000	
17	7.88	7.87	.073959	398484	PV	9.0704	Tetrachloro-m-xylene
18	8.35		.078876	8862	VV	0.0000	
19	8.46		.081125	13535	VV	0.0000	
20	8.55		.107633	15918	VV	0.0000	
21	8.84		.073851	56340	VV	0.0000	
22	9.06		.123868	20565	VV	0.0000	
23	9.44		.135724	41751	VV	0.0000	
24	9.63		.124418	11442	VV	0.0000	
25	10.08		.089598	139116	PV	0.0000	
26	10.33		.082063	6273	VV	0.0000	
27	10.53		.095900	50698	VV	0.0000	
28	10.68		.137443	91072	VV	0.0000	
29	11.30		.102234	52031	BV	0.0000	
30	11.72		.128124	10509	VV	0.0000	
31	12.07		.080573	9611	PV	0.0000	
32	12.22		.104714	384299	VV	0.0000	
33	12.46		.117372	30882	VV	0.0000	
34	13.09		.158198	85153	VV	0.0000	
35	13.69		.117371	50482	VV	0.0000	
36	14.02		.149164	18843	VV	0.0000	
37	14.51		.153417	16096	VV	0.0000	
38	14.94		.202752	51151	VV	0.0000	
39	15.16		.131841	37082	VV	0.0000	

IEA Pesticide Standard Report

#	RT	ID-tm	Peak Width	Area	Code	PPB	Name
0	15.36		.169062	105606	VV	0.0000	
41	15.79		.171362	24344	VV	0.0000	
42	16.10		.145585	34805	VV	0.0000	
43	16.79		.150420	36575	PV	0.0000	
44	16.98		.187969	31434	VV	0.0000	
45	17.33		.218804	50471	VV	0.0000	
46	17.66		.189671	51386	VV	0.0000	
47	18.25		.298338	30974	VV	0.0000	
48	19.22		.212453	609352	PV	0.0000	
49	20.16		.214005	1492410	VV	0.0000	
50	20.99		.193456	27443	VV	0.0000	
51	21.40		.220711	227184	VV	0.0000	
52	21.95		.215063	1175283	VV	0.0000	
53	22.66		.213278	898716	VB	0.0000	
54	23.69	23.67	.181630	177219	BB	4.9028	~~gamma-Chlordane~~
55	24.11	24.12	.213277	266675	BV	6.9055	~~alpha-Chlordane~~
56	24.52		.149120	38461	VV	0.0000	
57	24.98		.245990	1235020	VV	0.0000	
58	25.57		.171342	3000824	VV	0.0000	
59	25.85		.141765	461188	VV	0.0000	
60	26.04		.165716	779347	VB	0.0000	
61	26.61		.155127	4475820	BV	0.0000	
62	26.98		.152907	62238	VV	0.0000	
63	27.32	27.29	.173174	4971828	VV	189.2718	~~Endrin~~
64	27.75		.166059	963351	VV	0.0000	
5	28.18		.146685	5427806	VV	0.0000	
6	28.89		.221832	3122863	VV	0.0000	
67	29.25		.162056	2861319	VB	0.0000	
68	29.96		.133941	863911	BV	0.0000	
69	30.28		.206446	8696842	VV	0.0000	
70	30.52		.138617	3269462	VV	0.0000	
71	30.77		.133751	2074848	VV	0.0000	
72	31.18		.223364	817540	VB	0.0000	
73	31.61		.141746	507626	BV	0.0000	
74	32.00		.137965	224614	VV	0.0000	
75	32.24		.144110	4386207	VV	0.0000	
76	32.52		.276755	4113918	VB	0.0000	
77	33.09	AR1260	.135356	133961	BB	0.0000	
78	33.42		.122482	855217	BV	0.0000	
79	33.61		.108160	291378	VV	0.0000	
80	33.81		.143808	8438456	GS	0.0000	
81	34.12		.172755	2076476	HS	0.0000	
82	34.55		.125347	209543	BT	0.0000	
83	35.08		.204739	335794	BV	0.0000	
84	35.30		.115411	1099108	VV	0.0000	
85	35.57		.146407	6733195	VV	0.0000	
86	36.02		.179536	229047	VV	0.0000	
87	36.23		.181941	428931	VV	0.0000	
88	36.60		.255202	665311	VB	0.0000	
89	37.01		.130089	1496493	BV	0.0000	
90	37.28		.123400	767549	VV	0.0000	
1	37.47		.097082	59688	VV	0.0000	
92	37.84		.152323	1617567	VV	0.0000	
93	38.20		.159555	188187	VB	0.0000	
94	38.49		.111513	1657180	BV	0.0000	

ar 3/1

IEA Pesticide Standard Report

#	RT	ID-tm	Peak Width	Area	Code	PPB	Name
5	38.72		.232213	590995	VV	0.0000	
96	39.05		.146982	187070	VV	0.0000	
97	39.27		.163951	177600	VV	0.0000	
98	39.51		.129123	321815	VV	0.0000	
99	39.74		.147207	375582	VV	0.0000	
100	39.96		.220494	313325	VB	0.0000	
101	40.47	#40.48	.162708	373357	BV	9.5976	Decachlorobiphenyl
102	40.64		.127784	194335	VV	0.0000	
103	40.86		.229142	791629	VV	0.0000	
104	41.27		.258613	475116	VV	0.0000	
105	41.82		.186615	1039622	VV	0.0000	
106	42.48		.186939	671917	BV	0.0000	
107	42.72		.211309	260289	VB	0.0000	
108	43.09		.088131	5995	BV	0.0000	
109	43.45		.332572	304499	VV	0.0000	
110	43.87		.292125	445728	VV	0.0000	
111	44.54		.162995	79823	VV	0.0000	
112	44.81		.201158	749033	VV	0.0000	
113	45.30		.191142	349801	VV	0.0000	
114	45.55		.216987	637935	VB	0.0000	
115	46.03		.368339	147220	BV	0.0000	

Total Area : 95433312 Total PPB : 219.748

port Time : 2128 25Feb1993
ethod : /DATA/LOOP/METHOD/B5041_114.MT
Result File : /DATA/LOOP/RESULT/B5041114.RES

1D
PESTICIDE ORGANICS ANALYSIS DATA SHEET

EPA SAMPLE NO.

S112DL 0924

Lab Name: IEA/CT Contract:

Lab Code: IIEACT Case No.: 0060 SAS No.: SDG No.: Z0060

Matrix: (soil/water) SOIL Lab Sample ID: 0060018DL

Sample wt/vol: 30.0 (g/mL) G Lab File ID: A1209321.D

% Moisture: 14 decanted: (Y/N) N Date Received: 01/21/93

Extraction: (SepF/Cont/Sonc) SONC Date Extracted: 01/22/93

Concentrated Extract Volume: 5000(uL) Date Analyzed: 02/16/93

Injection Volume: 1.0(uL) Dilution Factor: 10.0

GPC Cleanup: (Y/N) Y pH: 5.9 Sulfur Cleanup: (Y/N) N

CAS NO.	COMPOUND	CONCENTRATION UNITS: (ug/L or ug/Kg) UG/KG	Q
12674-11-2	Aroclor-1016	380	U
11104-28-2	Aroclor-1221	780	U
11141-16-5	Aroclor-1232	380	U
53469-21-9	Aroclor-1242	380	U
12672-29-6	Aroclor-1248	380	U
11097-69-1	Aroclor-1254	380	U
11096-82-5	Aroclor-1260	1700	PD

IEA Pesticide Standard Report

ple Name : 0060018 S112 DF=10 Inj on 0939 16Feb1993
sult File :/DATA/LOOP/RESULT/A1209321.RES INSTRUMENT: HP58901A
Column Type : RTX-35 30-Meter,0.53mm ID Inj. Vol. : 1 ul

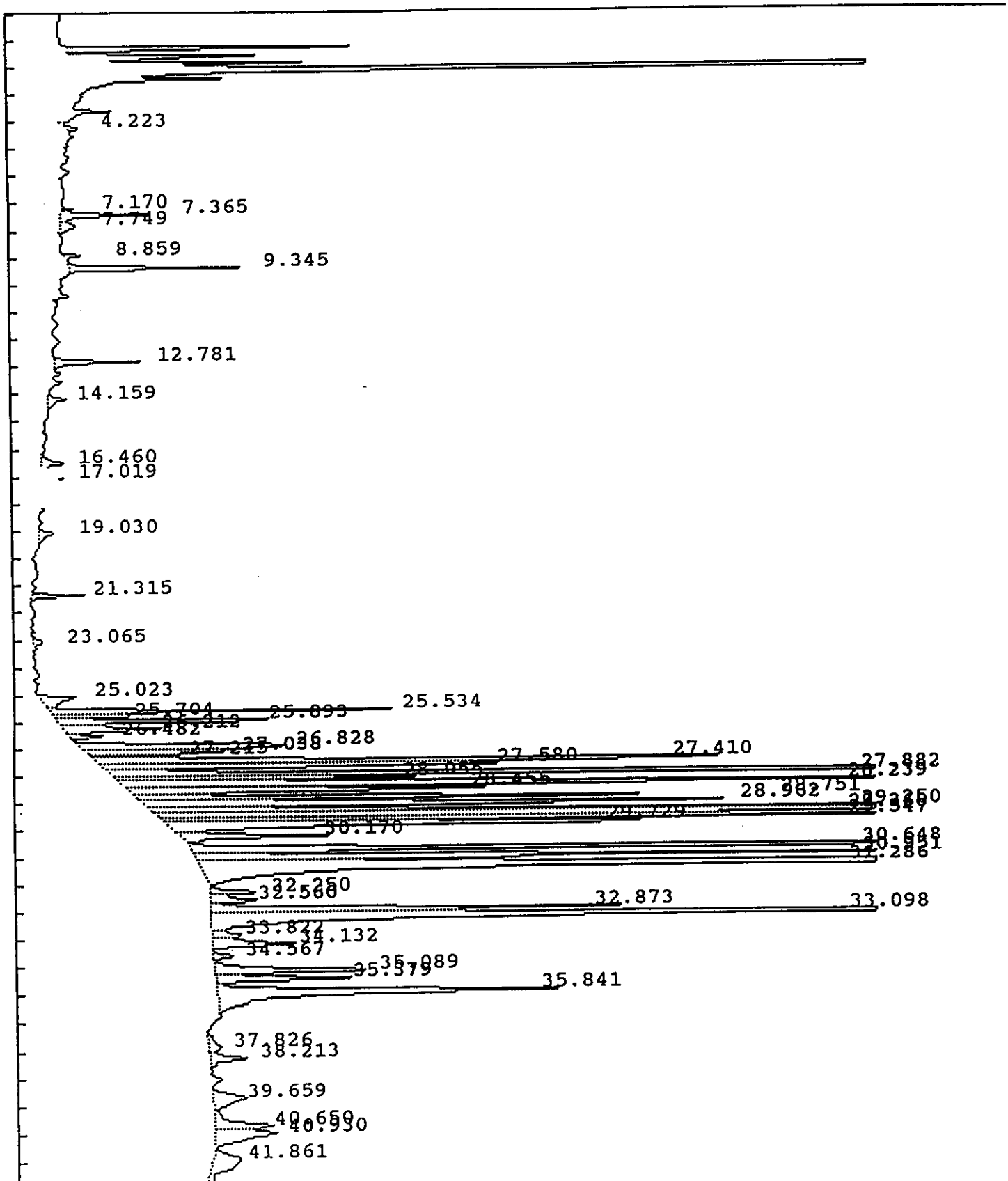

IEA Pesticide Standard Report

ple Name : 0060018 S112 DF=10 Inj on 0939 16Feb1993
sult File :/DATA/LOOP/RESULT/A1209321.RES INSTRUMENT: HP58901A
Column Type : RTX-35 30-Meter,0.53mm ID Inj. Vol. : 1 ul



IEA Pesticide Standard Report

ple Name : 0060018 S112 DF=10 Report No :425.10
esult File : /DATA/LOOP/RESULT/A1209321.RES
Column Type : RTX-35 30 Meter,0.53mm ID Inj. Vol. : 1 ul
Instrument : HP58901A
Calculation : ExternalSTD
Run Time : 46.25 Mins. Injected on 0939 16Feb1993
Sequence File : /DATA/LOOP/SEQUENCE/A1209.SEQ
Subseq/Sample : 4/ 24 Bottle no. : 24

% Dil-Fact
3333.00

Run Status : RunStatusOK
EndOffBaseline

Pk#	RT	ID-tm	Peak Width	Area	Code	PPB	Name
1	4.22		.129545	24672	BV	0.0000	
2	7.17		.096381	14027	BV	0.0000	
3	7.36		.124984	139661	VV	0.0000	
4	7.75		.288995	51832	VV	0.0000	
5	8.86		.120306	29562	BB	0.0000	
6	9.34		.117388	249971	BV	0.0000	
7	12.78	12.77	.122646	133753	BV	1.4089	Tetrachloro-m-xylene
8	14.16		.213545	43607	BB	0.0000	
9	16.46		.185653	54889	BV	0.0000	
[illegible]	17.02		.178257	43561	PV	0.0000	
11	19.03		.220500	38944	BB	0.0000	
12	21.31		.110987	75370	PB	0.0000	
13	23.06		.157113	20688	BV	0.0000	
14	25.02	25.07	.236691	111406	BV	1.2213	~~Heptachlor epoxide~~
15	25.53		.090831	416202	VV	0.0000	
16	25.70	25.72	.107698	125985	VV	1.2948	~~gamma-Chlordane~~
17	25.89		.101910	348653	VV	0.0000	
18	26.21	26.22	.167744	220653	VV	2.1037	~~alpha-Chlordane~~
19	26.48		.088817	49406	VB	0.0000	
20	26.83		.208685	524058	BV	0.0000	
21	27.04		.134008	237978	VV	0.0000	
22	27.22	27.15	.091512	97801	VV	1.0888	~~Dieldrin~~
23	27.41		.140816	1245610	VV	0.0000	
24	27.58		.127563	602326	VV	0.0000	
25	27.88		.094416	1588701	VV	0.0000	
26	28.06		.097994	387785	VV	0.0000	
27	28.24		.098267	1899433	VV	0.0000	
28	28.45	28.45	.132682	623689	VV	9.7870	~~4,4'-DDD~~
29	28.75		.094165	730019	VV	0.0000	
30	28.96		.142965	1057344	VV	0.0000	
31	29.25		.100875	1093361	VV	0.0000	
32	29.37	29.32	.100976	1785918	VV	27.6629	~~4,4'-DDT~~
33	29.55	29.50	.099100	1205768	VV	20.3978	~~Endrin aldehyde~~
34	29.73		.124166	942774	VV	0.0000	
[illegible]	30.17		.148546	287172	VB	0.0000	
[illegible]	30.65		.113474	1397217	BV	0.0000	
37	30.95		.122771	1100076	VV	0.0000	
38	31.29		.149764	4001943	VB	0.0000	
39	32.25		.137787	88619	BV	0.0000	

AN 1260

ar2/21

IEA Pesticide Standard Report

#	RT	ID-tm	Peak Width	Area	Code	PPB	Name
J	32.56		.173649	103979	VV	0.0000	
41	32.87		.131689	663007	VV	0.0000	
42	33.10		.172044	2021925	VV	0.0000	
43	33.82		.169640	63725	VV	0.0000	
44	34.13		.195291	192633	VB	0.0000	
45	34.57		.141349	35872	BV	0.0000	
46	35.09		.169868	337445	VV	0.0000	
47	35.38		.156126	254373	VV	0.0000	
48	35.84		.236010	963462	VB	0.0000	
49	37.83		.392249	54387	BV	0.0000	
50	38.21		.218413	96856	VB	0.0000	
51	39.66		.377091	145833	BV	0.0000	
52	40.65	#40.67	.252238	178509	VV	1.4952	Decachlorobiphenyl
53	40.93		.342596	249293	VB	0.0000	
54	41.86		.659135	206438	BB	0.0000	
55	43.98		.411292	159072	BV	0.0000	
56	45.15		.280853	80785	VV	0.0000	

Total Area : 28898032 Total PPB : 66.460

Report Time : 1822 16Feb1993
Method : /DATA/LOOP/METHOD/A1209_321.MT
Result File : /DATA/LOOP/RESULT/A1209321.RES

IEA Pesticide Standard Report

Sample Name : 0060018 S-112 DF=10 Inj on 0046 25Feb1993
Result File :/DATA/LOOP/RESULT/B5041113.RES INSTRUMENT: HP58905B
Column Type : DB-1701 30-Meter,0.53mm ID Inj. Vol. : 1 ul

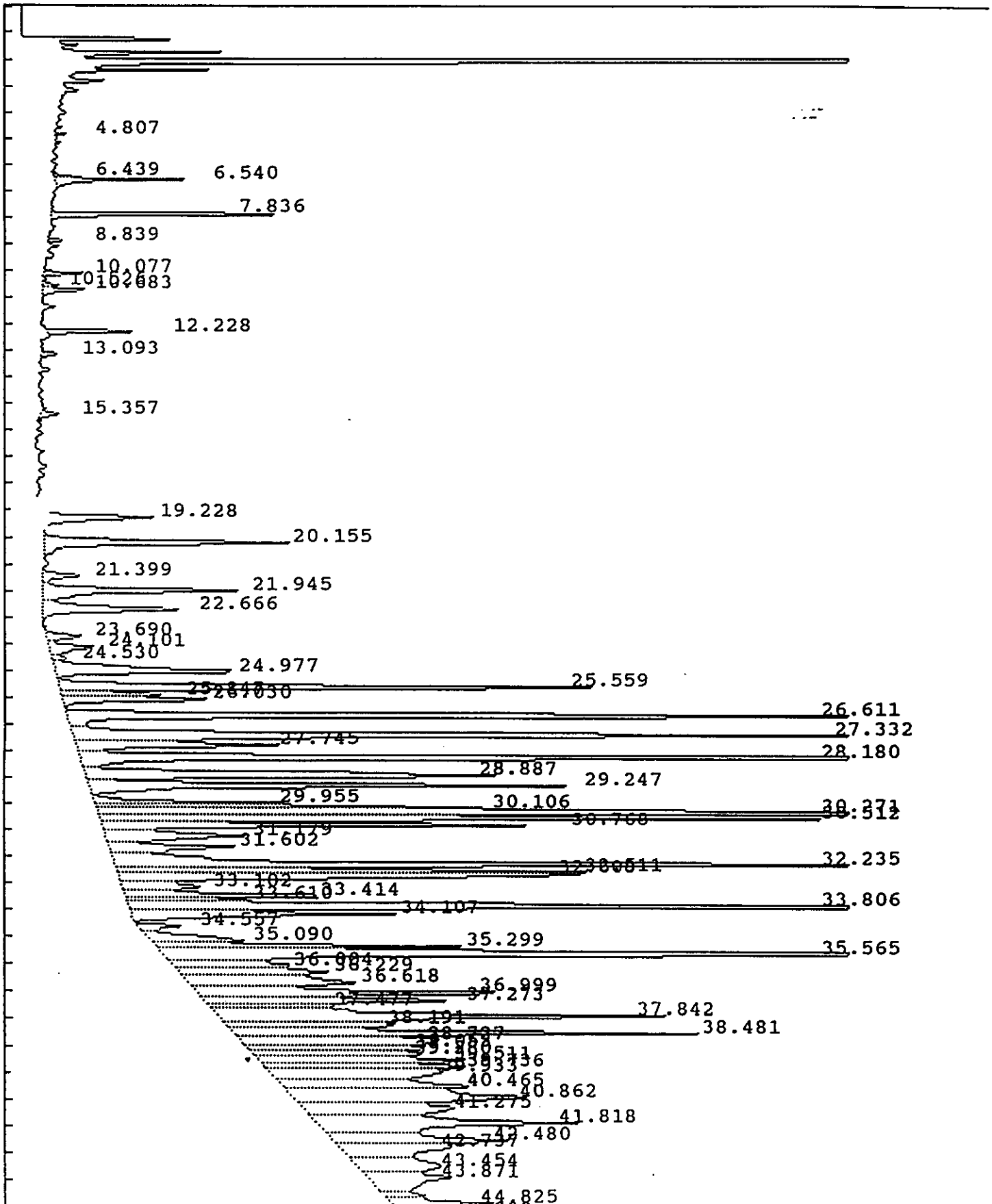

IEA Pesticide Standard Report

mple Name : 0060018 S-112 DF=10 Inj on 0046 25Feb1993
.sult File :/DATA/LOOP/RESULT/B5041113.RES INSTRUMENT: HP58905B
Column Type : DB-1701 30-Meter,0.53mm ID Inj. Vol. : 1 ul



IEA Pesticide Standard Report

mple Name : 0060018 S-112 DF=10 Report No : 69.00
Result File : /DATA/LOOP/RESULT/B5041113.RES
Column Type : DB-1701 30 Meter,0.53mm ID Inj. Vol. : 1 ul
Instrument : HP58905B
Calculation : ExternalSTD
Run Time : 46.50 Mins. Injected on 0046 25Feb1993
Sequence File : /DATA/LOOP/SEQUENCE/B5041.SEQ
Subseq/Sample : 2/ 14 Bottle no. : 14

% Dil-Fact
3333.00

Run Status : RunStatusOK
EndOffBaseline

Pk#	RT	ID-tm	Peak Width	Area	Code	PPB	Name
1	4.81		.048066	3090	BB	0.0000	
2	6.44		.082410	7452	BV	0.0000	
3	6.54		.089286	56652	VB	0.0000	
4	7.84	7.87	.101237	118445	BB	2.6961	Tetrachloro-m-xylene
5	8.84		.068372	6301	BB	0.0000	
6	10.08		.091911	17996	BV	0.0000	
7	10.53		.090526	6517	PV	0.0000	
8	10.68		.127777	25748	VB	0.0000	
9	12.23		.098404	44490	BV	0.0000	
10	13.09		.123415	8561	BB	0.0000	
11	15.36		.139143	10096	BB	0.0000	
12	19.23		.215085	98965	BB	0.0000	
13	20.16		.204555	201565	BV	0.0000	
14	21.40		.212174	32248	BV	0.0000	
15	21.94		.215286	169645	VV	0.0000	
16	22.67		.231020	129528	VB	0.0000	
17	23.69	23.67	.196063	28282	BV	.7824	~~gamma-Chlordane~~
18	24.10	24.12	.238976	45202	VV	1.1705	~~alpha-Chlordane~~
19	24.53		.161815	9516	VV	0.0000	
20	24.98		.241103	184797	VV	0.0000	
21	25.56		.169068	372962	VV	0.0000	
22	25.85		.140928	61196	VV	0.0000	
23	26.03		.160808	102607	VV	0.0000	
24	26.61		.154878	611306	PV	0.0000	
25	27.33	27.29	.193300	649102	VV	24.7106	~~Endrin~~
26	27.75		.180483	150503	VV	0.0000	
27	28.18		.149307	730992	VV	0.0000	
28	28.89		.224921	390633	VV	0.0000	
29	29.25		.168886	337311	VV	0.0000	Quits/1
30	29.95		.137083	110664	VV	0.0000	
31	30.11		.111027	174531	VV	0.0000	
32	30.27		.155233	767006	VV	0.0000	
33	30.51		.139177	419475	VV	0.0000	
34	30.77		.141259	266348	VV	0.0000	
35	31.18		.277225	157340	VV	0.0000	
36	31.60		.202690	110526	VV	0.0000	
37	32.23		.165452	611856	VV	0.0000	
38	32.51		.119020	223529	VV	0.0000	
39	32.61		.211177	393607	VV	0.0000	

IEA Pesticide Standard Report

#	RT	ID-tm	Peak Width	Area	Code	PPB	Name
3	33.10		.239150	74175	VV	0.0000	
41	33.41		.153625	140787	VV	0.0000	
42	33.61	Ac Rec	.117569	61319	VV	0.0000	
43	33.81		.127301	945691	VV	0.0000	
44	34.11		.173469	187630	VV	0.0000	
45	34.56		.161684	32351	PV	0.0000	
46	35.09		.245622	94031	VV	0.0000	
47	35.30		.129326	165626	VV	0.0000	
48	35.57		.161573	826917	VV	0.0000	
49	36.00		.201781	93178	VV	0.0000	
50	36.23		.259591	153406	VV	0.0000	
51	36.62		.327789	216627	VV	0.0000	
52	37.00		.197140	275972	VV	0.0000	
53	37.27		.165097	173838	VV	0.0000	
54	37.48		.129719	63495	VV	0.0000	
55	37.84		.257013	475338	VV	0.0000	
56	38.19		.199529	131815	VV	0.0000	
57	38.48		.157061	310311	VV	0.0000	
58	38.73		.322013	247003	VV	0.0000	
59	39.05		.195826	135046	VV	0.0000	
60	39.28		.215872	139006	VV	0.0000	
61	39.51		.195368	162007	VV	0.0000	
62	39.74		.192511	153105	VV	0.0000	
63	39.93		.327646	218344	VV	0.0000	
64	40.46	#40.48	.300090	223764	VV	5.7521	Decachlorobiphenyl
5	40.86		.402892	375318	VV	0.0000	
6	41.27		.376399	222317	VV	0.0000	
67	41.82		.378695	392246	VV	0.0000	
68	42.48		.287093	198671	VV	0.0000	
69	42.74		.374475	163446	VV	0.0000	
70	43.45		.508046	166378	VV	0.0000	
71	43.87		.437547	145339	VV	0.0000	
72	44.82		.255546	104792	VV	0.0000	
73	45.30		.214185	52888	VV	0.0000	
74	45.55		.233991	82908	VV	0.0000	

Total Area : 15451680 Total PPB : 35.112

Report Time : 0135 25Feb1993
Method : /DATA/LOOP/METHOD/B5041.MTH
Result File : /DATA/LOOP/RESULT/B5041113.RES

6D
PESTICIDE INITIAL CALIBRATION OF SINGLE COMPONENT ANALYTES

Lab Name: IEA/CT Contract:

Lab Code: IIEACT Case No.: 0060 SAS No.: SDG No.: Z00600933

Instrument ID: HP58901A Level (x low): low 1.0 mid 4.0 high 16.0

GC Column:RTX-35 ID: 0.53 (mm) Date(s) Analyzed: 01/31/93

COMPOUND	RT OF STANDARDS LOW	MID	HIGH	MEAN RT	RT WINDOW FROM	TO
alpha-BHC	16.90	16.90	16.92	16.91	16.86	16.96
beta-BHC	19.87	19.89	19.89	19.88	19.83	19.93
delta-BHC	21.77	21.78	21.79	21.78	21.73	21.83
gamma-BHC (Lindane)	19.30	19.31	19.32	19.31	19.26	19.36
Heptachlor	21.50	21.51	21.52	21.51	21.46	21.56
Aldrin	22.98	22.99	22.99	22.99	22.94	23.04
Heptachlor epoxide	25.06	25.07	25.08	25.07	25.00	25.14
Endosulfan I	26.25	26.25	26.26	26.25	26.18	26.32
Dieldrin	27.15	27.15	27.16	27.15	27.08	27.22
4,4'-DDE	26.92	26.93	26.93	26.93	26.86	27.00
Endrin	28.12	28.13	28.14	28.13	28.06	28.20
Endosulfan II	28.62	28.63	28.64	28.63	28.56	28.70
4,4'-DDD	28.45	28.45	28.46	28.45	28.38	28.52
Endosulfan sulfate	30.00	30.01	30.02	30.01	29.94	30.08
4,4'-DDT	29.32	29.32	29.33	29.32	29.25	29.39
Methoxychlor	32.08	32.08	32.09	32.08	32.01	32.15
Endrin ketone	32.68	32.70	32.70	32.69	32.62	32.76
Endrin aldehyde	29.49	29.50	29.50	29.50	29.43	29.57
alpha-Chlordane	26.21	26.22	26.22	26.22	26.15	26.29
gamma-Chlordane	25.71	25.72	25.73	25.72	25.65	25.79
Tetrachloro-m-xylene	12.76	12.76	12.78	12.77	12.72	12.82
Decachlorobiphenyl	40.65	40.65	40.68	40.66	40.56	40.76

* Surrogate retention times are measured from Standard Mix A analyses.

Retention time windows are +/-0.05 minutes for all compounds that elute before Heptachlor epoxide, +/-0.07 minutes for all other compounds, except +/-0.10 minutes for Decachlorobiphenyl.

6D
PESTICIDE INITIAL CALIBRATION OF SINGLE COMPONENT ANALYTES

0934

Lab Name: IEA/CT Contract:

Lab Code: IIEACT Case No.: 0060 SAS No.: SDG No.: Z0060

Instrument ID: HP58905B Level (x low): low 1.0 mid 4.0 high 16.0

GC Column:DB-1701 ID: 0.53 (mm) Date(s) Analyzed: 02/19/93

COMPOUND	RT OF STANDARDS LOW	MID	HIGH	MEAN RT	RT WINDOW FROM	TO
alpha-BHC	11.21	11.21	11.22	11.21	11.16	11.26
beta-BHC	17.43	17.43	17.43	17.43	17.38	17.48
delta-BHC	19.32	19.32	19.32	19.32	19.27	19.37
gamma-BHC (Lindane)	12.90	12.90	12.90	12.90	12.85	12.95
Heptachlor	13.94	13.94	13.94	13.94	13.89	13.99
Aldrin	15.50	15.50	15.50	15.50	15.45	15.55
Heptachlor epoxide	20.69	20.69	20.69	20.69	20.62	20.76
Endosulfan I	23.05	23.05	23.05	23.05	22.98	23.12
Dieldrin	25.94	25.94	25.94	25.94	25.87	26.01
4,4'-DDE	25.09	25.09	25.09	25.09	25.02	25.16
Endrin	27.28	27.29	27.29	27.29	27.22	27.36
Endosulfan II	30.42	30.43	30.42	30.42	30.35	30.49
4,4'-DDD	30.37	30.37	30.37	30.37	30.30	30.44
Endosulfan sulfate	34.44	34.45	34.45	34.45	34.38	34.52
4,4'-DDT	31.30	31.30	31.30	31.30	31.23	31.37
Methoxychlor	34.76	34.76	34.76	34.76	34.69	34.83
Endrin ketone	36.39	36.39	36.39	36.39	36.32	36.46
Endrin aldehyde	32.78	32.78	32.78	32.78	32.71	32.85
alpha-Chlordane	24.12	24.12	24.11	24.12	24.05	24.19
gamma-Chlordane	23.67	23.67	23.67	23.67	23.60	23.74
Tetrachloro-m-xylene	7.86	7.87	7.87	7.87	7.82	7.92
Decachlorobiphenyl	40.48	40.48	40.48	40.48	40.38	40.58

* Surrogate retention times are measured from Standard Mix A analyses.

Retention time windows are +/-0.05 minutes for all compounds that elute before Heptachlor epoxide, +/-0.07 minutes for all other compounds, except +/-0.10 minutes for Decachlorobiphenyl.

6E

PESTICIDE INITIAL CALIBRATION OF SINGLE COMPONENT ANALYTES

0935

Lab Name: IEA/CT Contract:

Lab Code: IIEACT Case No.: 0060 SAS No.: SDG No.: Z0060

Instrument ID: HP58901A Level (x low): low 1.0 mid 4.0 high 16.0

GC Column:RTX-35 ID: 0.53 (mm) Date(s) Analyzed: 01/31/93

COMPOUND	CALIBRATION FACTORS LOW	MID	HIGH	MEAN	%RSD
alpha-BHC	31261000	36444150	39869225	35858125	12.1
beta-BHC	18179800	18390650	19623400	18731283	4.2
delta-BHC	27219600	28062500	34833600	30038567	13.9
gamma-BHC (Lindane)	30918800	34491100	38746400	34718767	11.3
Heptachlor	31285800	33968400	33564738	32939646	4.4
Aldrin	32140000	32896300	37687825	34241375	8.8
Heptachlor epoxide	30366800	30404400	32475788	31082329	3.9
Endosulfan I	26213800	27011900	28421738	27215812	4.1
Dieldrin	26690600	29938525	31653338	29427488	8.6
4,4'-DDE	24259300	26542650	29414919	26738956	9.7
Endrin	20472800	22101475	22445856	21673377	4.9
Endosulfan II	25663200	25034125	26766138	25821154	3.4
4,4'-DDD	20204300	21239875	21478031	20974069	3.2
Endosulfan sulfate	22473400	22579925	24840494	23297940	5.7
4,4'-DDT	14769300	21517875	23146244	19811140	22.4
Methoxychlor	8353400	9160990	8886108	8800166	4.7
Endrin ketone	27117800	27953500	30344681	28471994	5.9
Endrin aldehyde	21349500	19702225	20224544	20425423	4.1
alpha-Chlordane	35620000	34959050	35471525	35350192	1.0
gamma-Chlordane	33356800	32430800	33560425	33116008	1.8
Tetrachloro-m-xylene	29073000	31641000	32402288	31038762	5.6
Decachlorobiphenyl	40906100	39792725	36033169	38910665	6.6

* Surrogate factors are measured from Standard Mix A analyses.

%RSD must be less than or equal 20.0% for all compounds except the surrogates, where %RSD must be less than or equal to 30.0%. Up to two target compounds, but not surrogates, may have %RSD greater than 20.0% but less than or equal to 30.0%.

6E
PESTICIDE INITIAL CALIBRATION OF SINGLE COMPONENT ANALYTES

Lab Name: IEA/CT Contract: 0 0936

Lab Code: IIEACT Case No.: 0060 SAS No.: SDG No.: Z0060

Instrument ID: HP58905B Level (x low): low 1.0 mid 4.0 high 16.0

GC Column:DB-1701 ID: 0.53 (mm) Date(s) Analyzed: 02/19/93

COMPOUND	CALIBRATION FACTORS LOW	MID	HIGH	MEAN	%RSD
alpha-BHC	6955400	9103750	12573050	9544067	29.7
beta-BHC	6699400	6864500	7695700	7086533	7.5
delta-BHC	7289600	7479450	10221650	8330233	19.7
gamma-BHC (Lindane)	7580400	9506050	12545762	9877404	25.3
Heptachlor	12235200	11977700	11736162	11983021	2.1
Aldrin	9203400	9494700	12505038	10401046	17.6
Heptachlor epoxide	10320600	9763500	10756575	10280225	4.8
Endosulfan I	8657400	8771650	9327238	8918762	4.0
Dieldrin	8582600	9504600	11699356	9928852	16.1
4,4'-DDE	9028200	9439275	12381588	10283021	17.8
Endrin	7595400	8755200	10463038	8937879	16.1
Endosulfan II	10270600	9179300	10627881	10025927	7.5
4,4'-DDD	7926200	8457450	9701644	8695098	10.5
Endosulfan sulfate	6535700	7458000	9080238	7691312	16.7
4,4'-DDT	6585800	6866700	7940725	7131075	10.0
Methoxychlor	4017880	4513330	4191710	4240973	5.9
Endrin ketone	8578600	8566250	9767800	8970883	7.7
Endrin aldehyde	5985100	5440025	5816569	5747231	4.8
alpha-Chlordane	13686600	12871300	13560138	13372679	3.3
gamma-Chlordane	13230000	12047500	12358775	12545425	4.9
Tetrachloro-m-xylene	19314200	14642700	12191812	15382904	23.5
Decachlorobiphenyl	13086600	12965775	12202788	12751721	3.8

* Surrogate factors are measured from Standard Mix A analyses.

%RSD must be less than or equal 20.0% for all compounds except the surrogates, where %RSD must be less than or equal to 30.0%. Up to two target compounds, but not surrogates, may have %RSD greater than 20.0% but less than or equal to 30.0%.

6F

PESTICIDE INITIAL CALIBRATION OF MULTICOMPONENT ANALYTES

Lab Name: IEA/CT Contract: 0937

Lab Code: IIEACT Case No.: 0060 SAS No.: SDG No.: Z0060

Instrument ID: HP58901A Date(s) Analyzed: 01/30/93 01/31/93

GC Column:RTX-35 ID: 0.53 (mm)

COMPOUND	AMOUNT (ng)	PEAK	RT	RT WINDOW FROM	RT WINDOW TO	CALIBRATION FACTOR
Toxaphene	0.50	*1	28.82	28.75	28.89	1144244
		*2	29.84	29.77	29.91	574134
		*3	31.44	31.37	31.51	1314458
		4				
		5				
Aroclor-1016	0.10	*1	19.13	19.06	19.20	1813810
		*2	21.45	21.38	21.52	3002970
		*3	24.09	24.02	24.16	998090
		4				
		5				
Aroclor-1221	0.20	*1	15.19	15.12	15.26	291225
		*2	16.47	16.40	16.54	394755
		*3	19.14	19.07	19.21	336150
		4				
		5				
Aroclor-1232	0.10	*1	19.14	19.07	19.21	1121160
		*2	20.70	20.63	20.77	742860
		*3	21.45	21.38	21.52	2372720
		4				
		5				
Aroclor-1242	0.10	*1	16.47	16.40	16.54	175580
		*2	19.13	19.06	19.20	1300730
		*3	21.45	21.38	21.52	1900950
		4				
		5				
Aroclor-1248	0.10	*1	19.13	19.06	19.20	704770
		*2	21.44	21.37	21.51	1122050
		*3	24.09	24.02	24.16	1113290
		4				
		5				
Aroclor-1254	0.10	*1	25.89	25.82	25.96	1664210
		*2	27.04	26.97	27.11	873840
		*3	27.36	27.29	27.43	2248740
		4				
		5				
Aroclor-1260	0.10	*1	28.24	28.17	28.31	2879030
		*2	29.36	29.29	29.43	1664620
		*3	31.28	31.21	31.35	3620420
		4				
		5				

* Denotes required peaks

6F

PESTICIDE INITIAL CALIBRATION OF MULTICOMPONENT ANALYTES

0938

Lab Name: IEA/CT Contract:

Lab Code: IIEACT Case No.: 0060 SAS No.: SDG No.: Z0060

Instrument ID: HP58905B Date(s) Analyzed: 02/18/93 02/19/93

GC Column:DB-1701 ID: 0.53 (mm)

COMPOUND	AMOUNT (ng)	PEAK	RT	RT WINDOW FROM	RT WINDOW TO	CALIBRATION FACTOR
Toxaphene	0.50	*1	30.18	30.11	30.25	364880
		*2	31.70	31.63	31.77	574100
		*3	32.10	32.03	32.17	354438
		4				
		5				
Aroclor-1016	0.10	*1	10.06	9.99	10.13	413350
		*2	11.48	11.41	11.55	785830
		*3	13.51	13.44	13.58	1432850
		4				
		5				
Aroclor-1221	0.20	*1	10.06	9.99	10.13	475540
		*2	11.48	11.41	11.55	84350
		*3	13.52	13.45	13.59	120545
		4				
		5				
Aroclor-1232	0.10	*1	10.06	9.99	10.13	481720
		*2	11.48	11.41	11.55	382980
		*3	13.51	13.44	13.58	628220
		4				
		5				
Aroclor-1242	0.10	*1	10.06	9.99	10.13	320020
		*2	11.48	11.41	11.55	605040
		*3	13.52	13.45	13.59	1086730
		4				
		5				
Aroclor-1248	0.10	*1	11.48	11.41	11.55	282080
		*2	13.52	13.45	13.59	661760
		*3	16.99	16.92	17.06	699580
		4				
		5				
Aroclor-1254	0.10	*1	25.52	25.45	25.59	861140
		*2	26.60	26.53	26.67	570040
		*3	27.29	27.22	27.36	861790
		4				
		5				
Aroclor-1260	0.10	*1	30.26	30.19	30.33	1807570
		*2	32.21	32.14	32.28	2333870
		*3	33.80	33.73	33.87	1525150
		4				
		5				

* Denotes required peaks

6G
PESTICIDE ANALYTE RESOLUTION SUMMARY

Lab Name: IEA/CT Contract:

Lab Code: IIEACT Case No.: 0060 SAS No.: SDG No.: Z0060

GC Column (1):RTX-35 ID: 0.53(mm) Instrument ID (1): HP58901A

EPA Sample No. (standard 1):RESC11 Lab Sample ID (1): RESC11

Date Analyzed (1): 01/30/93 Time Analyzed (1): 1558

	ANALYTE	RT	RESOLUTION (%)
01	Tetrachloro-m-xylene	12.75	100.0
02	gamma-Chlordane	25.71	100.0
03	Endosulfan I	26.24	100.0
04	4,4'-DDE	26.91	78.0
05	Dieldrin	27.15	100.0
06	Endosulfan sulfate	29.99	100.0
07	Methoxychlor	32.06	100.0
08	Endrin ketone	32.67	100.0
09	Decachlorobiphenyl	40.61	

GC Column (2):DB-1701 ID: 0.53(mm) Instrument ID (2): HP58905B

EPA Sample No. (standard 2):RESCC3 Lab Sample ID (2): RESCC3

Date Analyzed (2): 02/18/93 Time Analyzed (2): 2105

	ANALYTE	RT	RESOLUTION (%)
01	Tetrachloro-m-xylene	7.87	100.0
02	Endosulfan I	23.05	100.0
03	gamma-Chlordane	23.66	100.0
04	4,4'-DDE	25.08	100.0
05	Dieldrin	25.93	100.0
06	Endosulfan sulfate	34.44	83.0
07	Methoxychlor	34.76	100.0
08	Endrin ketone	36.39	100.0
09	Decachlorobiphenyl	40.48	

Resolution of two adjacent peaks must be calculated as a percentage of the height of the smaller peak, and must be greater than or equal to 60.0%.

7D
PESTICIDE CALIBRATION VERIFICATION SUMMARY

0940

Lab Name: IEA/CT Contract:

Lab Code: IIEACT Case No.: 0060 SAS No.: SDG No.: Z0060

GC Column:RTX-35 ID: 0.53 (mm) Init. Calib. Date(s): 01/30/93 01/31/93

EPA Sample No.(PIBLK): _____ Date Analyzed : _____

Lab Sample ID (PIBLK): _____ Time Analyzed : _____

EPA Sample No.(PEM): PEM79 Date Analyzed : 01/30/93

Lab Sample ID (PEM): PEM79 Time Analyzed : 1652

PEM COMPOUND	RT	RT WINDOW FROM	RT WINDOW TO	CALC AMOUNT (ng)	NOM AMOUNT (ng)	RPD
alpha-BHC	16.89	16.86	16.96	0.0090	0.0100	10.0
beta-BHC	19.86	19.83	19.93	0.011	0.0100	10.0
gamma-BHC (Lindane)	19.29	19.26	19.36	0.0096	0.0100	4.0
Endrin	28.12	28.06	28.20	0.050	0.050	0.0
4,4'-DDT	29.31	29.25	29.39	0.10	0.10	0.0
Methoxychlor	32.06	32.01	32.15	0.25	0.25	0.0

4,4'-DDT % breakdown (1): 7.5 Endrin % breakdown (1): 8.6

Combined % breakdown (1): 16.1

QC LIMITS

RPD of amounts in PEM must be less than or equal to 25.0%

4,4'-DDT breakdown must be less than or equal to 20.0%

Endrin breakdown must be less than or equal to 20.0%

Combined breakdown must be less than or equal to 30.0%

7D
PESTICIDE CALIBRATION VERIFICATION SUMMARY

0941

Lab Name: IEA/CT Contract:

Lab Code: IIEACT Case No.: 0060 SAS No.: SDG No.: Z0060

GC Column:RTX-35 ID: 0.53 (mm) Init. Calib. Date(s): 01/30/93 01/31/93

EPA Sample No.(PIBLK): PIBLK03 Date Analyzed : 01/31/93

Lab Sample ID (PIBLK): PIBLK03 Time Analyzed : 0526

EPA Sample No.(PEM): PEM83 Date Analyzed : 01/31/93

Lab Sample ID (PEM): PEM83 Time Analyzed : 0620

PEM COMPOUND	RT	RT WINDOW FROM	RT WINDOW TO	CALC AMOUNT (ng)	NOM AMOUNT (ng)	RPD
alpha-BHC	16.91	16.86	16.96	0.0088	0.0100	12.0
beta-BHC	19.89	19.83	19.93	0.011	0.0100	10.0
gamma-BHC (Lindane)	19.32	19.26	19.36	0.0094	0.0100	6.0
Endrin	28.14	28.06	28.20	0.049	0.050	2.0
4,4'-DDT	29.33	29.25	29.39	0.099	0.10	1.0
Methoxychlor	32.10	32.01	32.15	0.25	0.25	0.0

4,4'-DDT % breakdown (1): 7.6 Endrin % breakdown (1): 9.4

Combined % breakdown (1): 17.0

QC LIMITS

RPD of amounts in PEM must be less than or equal to 25.0%

4,4'-DDT breakdown must be less than or equal to 20.0%

Endrin breakdown must be less than or equal to 20.0%

Combined breakdown must be less than or equal to 30.0%

7D
PESTICIDE CALIBRATION VERIFICATION SUMMARY

Lab Name: IEA/CT Contract:

Lab Code: IIEACT Case No.: 0060 SAS No.: SDG No.: Z0060

GC Column:RTX-35 ID: 0.53 (mm) Init. Calib. Date(s): 01/30/93 01/31/93

EPA Sample No.(PIBLK): PIBLK37 Date Analyzed : 02/10/93

Lab Sample ID (PIBLK): PIBLK37 Time Analyzed : 1149

EPA Sample No.(PEM): PEM01 Date Analyzed : 02/10/93

Lab Sample ID (PEM): PEM01 Time Analyzed : 1320

PEM COMPOUND	RT	RT WINDOW FROM	RT WINDOW TO	CALC AMOUNT (ng)	NOM AMOUNT (ng)	RPD
alpha-BHC	16.90	16.86	16.96	0.0094	0.0100	6.0
beta-BHC	19.88	19.83	19.93	0.011	0.0100	10.0
gamma-BHC (Lindane)	19.31	19.26	19.36	0.0098	0.0100	2.0
Endrin	28.12	28.06	28.20	0.048	0.050	4.0
4,4'-DDT	29.32	29.25	29.39	0.096	0.10	4.0
Methoxychlor	32.08	32.01	32.15	0.24	0.25	4.0

4,4'-DDT % breakdown (1): 8.1 Endrin % breakdown (1): 9.0

Combined % breakdown (1): 17.1

QC LIMITS

RPD of amounts in PEM must be less than or equal to 25.0%

4,4'-DDT breakdown must be less than or equal to 20.0%

Endrin breakdown must be less than or equal to 20.0%

Combined breakdown must be less than or equal to 30.0%

7D
PESTICIDE CALIBRATION VERIFICATION SUMMARY

0943

Lab Name: IEA/CT Contract:

Lab Code: IIEACT Case No.: 0060 SAS No.: SDG No.: Z0060

GC Column:RTX-35 ID: 0.53 (mm) Init. Calib. Date(s): 01/30/93 01/31/93

EPA Sample No.(PIBLK): PIBLK41 Date Analyzed : 02/11/93

Lab Sample ID (PIBLK): PIBLK41 Time Analyzed : 1431

EPA Sample No.(PEM): PEM03 Date Analyzed : 02/11/93

Lab Sample ID (PEM): PEM03 Time Analyzed : 1526

PEM COMPOUND	RT	RT WINDOW FROM	RT WINDOW TO	CALC AMOUNT (ng)	NOM AMOUNT (ng)	RPD
alpha-BHC	16.88	16.86	16.96	0.0100	0.0100	0.0
beta-BHC	19.85	19.83	19.93	0.011	0.0100	10.0
gamma-BHC (Lindane)	19.29	19.26	19.36	0.0099	0.0100	1.0
Endrin	28.11	28.06	28.20	0.046	0.050	8.0
4,4'-DDT	29.30	29.25	29.39	0.094	0.10	6.0
Methoxychlor	32.05	32.01	32.15	0.23	0.25	8.0

4,4'-DDT % breakdown (1): 6.9 Endrin % breakdown (1): 11.0

Combined % breakdown (1): 17.9

QC LIMITS

RPD of amounts in PEM must be less than or equal to 25.0%

4,4'-DDT breakdown must be less than or equal to 20.0%

Endrin breakdown must be less than or equal to 20.0%

Combined breakdown must be less than or equal to 30.0%

7D
PESTICIDE CALIBRATION VERIFICATION SUMMARY

0944

Lab Name: IEA/CT Contract:

Lab Code: IIEACT Case No.: 0060 SAS No.: SDG No.: Z0060

GC Column:RTX-35 ID: 0.53 (mm) Init. Calib. Date(s): 01/30/93 01/31/93

EPA Sample No.(PIBLK): PIBLK45 Date Analyzed : 02/12/93

Lab Sample ID (PIBLK): PIBLK45 Time Analyzed : 1544

EPA Sample No.(PEM): PEM05 Date Analyzed : 02/12/93

Lab Sample ID (PEM): PEM05 Time Analyzed : 1637

PEM COMPOUND	RT	RT WINDOW FROM	RT WINDOW TO	CALC AMOUNT (ng)	NOM AMOUNT (ng)	RPD
alpha-BHC	16.94	16.86	16.96	0.0097	0.0100	3.0
beta-BHC	19.91	19.83	19.93	0.011	0.0100	10.0
gamma-BHC (Lindane)	19.35	19.26	19.36	0.0097	0.0100	3.0
Endrin	28.14	28.06	28.20	0.046	0.050	8.0
4,4'-DDT	29.34	29.25	29.39	0.087	0.10	13.0
Methoxychlor	32.11	32.01	32.15	0.22	0.25	12.0

4,4'-DDT % breakdown (1): 6.3 Endrin % breakdown (1): 6.0

Combined % breakdown (1): 12.3

QC LIMITS

RPD of amounts in PEM must be less than or equal to 25.0%

4,4'-DDT breakdown must be less than or equal to 20.0%

Endrin breakdown must be less than or equal to 20.0%

Combined breakdown must be less than or equal to 30.0%

7D
PESTICIDE CALIBRATION VERIFICATION SUMMARY

0945

Lab Name: IEA/CT Contract:

Lab Code: IIEACT Case No.: 0060 SAS No.: SDG No.: Z0060

GC Column:RTX-35 ID: 0.53 (mm) Init. Calib. Date(s): 01/30/93 01/31/93

EPA Sample No.(PIBLK): PIBLK49 Date Analyzed : 02/13/93

Lab Sample ID (PIBLK): PIBLK49 Time Analyzed : 1654

EPA Sample No.(PEM): PEM07 Date Analyzed : 02/13/93

Lab Sample ID (PEM): PEM07 Time Analyzed : 1748

PEM COMPOUND	RT	RT WINDOW FROM	RT WINDOW TO	CALC AMOUNT (ng)	NOM AMOUNT (ng)	RPD
alpha-BHC	16.93	16.86	16.96	0.011	0.0100	10.0
beta-BHC	19.92	19.83	19.93	0.012	0.0100	20.0
gamma-BHC (Lindane)	19.34	19.26	19.36	0.011	0.0100	10.0
Endrin	28.15	28.06	28.20	0.050	0.050	0.0
4,4'-DDT	29.35	29.25	29.39	0.095	0.10	5.0
Methoxychlor	32.12	32.01	32.15	0.25	0.25	0.0

4,4'-DDT % breakdown (1): 6.5 Endrin % breakdown (1): 6.2

Combined % breakdown (1): 12.7

QC LIMITS

RPD of amounts in PEM must be less than or equal to 25.0%

4,4'-DDT breakdown must be less than or equal to 20.0%

Endrin breakdown must be less than or equal to 20.0%

Combined breakdown must be less than or equal to 30.0%

7D
PESTICIDE CALIBRATION VERIFICATION SUMMARY

0946

Lab Name: IEA/CT Contract:

Lab Code: IIEACT Case No.: 0060 SAS No.: SDG No.: Z0060

GC Column:RTX-35 ID: 0.53 (mm) Init. Calib. Date(s): 01/30/93 01/31/93

EPA Sample No.(PIBLK): PIBLK53 Date Analyzed : 02/15/93

Lab Sample ID (PIBLK): PIBLK53 Time Analyzed : 1529

EPA Sample No.(PEM): PEM09 Date Analyzed : 02/15/93

Lab Sample ID (PEM): PEM09 Time Analyzed : 1632

PEM COMPOUND	RT	RT WINDOW FROM	RT WINDOW TO	CALC AMOUNT (ng)	NOM AMOUNT (ng)	RPD
alpha-BHC	16.94	16.86	16.96	0.0100	0.0100	0.0
beta-BHC	19.92	19.83	19.93	0.011	0.0100	10.0
gamma-BHC (Lindane)	19.35	19.26	19.36	0.011	0.0100	10.0
Endrin	28.14	28.06	28.20	0.046	0.050	8.0
4,4'-DDT	29.33	29.25	29.39	0.098	0.10	2.0
Methoxychlor	32.09	32.01	32.15	0.19	0.25	24.0

4,4'-DDT % breakdown (1): 2.9 Endrin % breakdown (1): 6.0

Combined % breakdown (1): 8.9

QC LIMITS

RPD of amounts in PEM must be less than or equal to 25.0%

4,4'-DDT breakdown must be less than or equal to 20.0%

Endrin breakdown must be less than or equal to 20.0%

Combined breakdown must be less than or equal to 30.0%

7D
PESTICIDE CALIBRATION VERIFICATION SUMMARY

Lab Name: IEA/CT Contract:

Lab Code: IIEACT Case No.: 0060 SAS No.: SDG No.: Z0060

GC Column:RTX-35 ID: 0.53 (mm) Init. Calib. Date(s): 01/30/93 01/31/93

EPA Sample No.(PIBLK): PIBLK57 Date Analyzed : 02/16/93

Lab Sample ID (PIBLK): PIBLK57 Time Analyzed : 2139

EPA Sample No.(PEM): PEM11 Date Analyzed : 02/16/93

Lab Sample ID (PEM): PEM11 Time Analyzed : 2233

PEM COMPOUND	RT	RT WINDOW FROM	RT WINDOW TO	CALC AMOUNT (ng)	NOM AMOUNT (ng)	RPD
alpha-BHC	16.91	16.86	16.96	0.012	0.0100	20.0
beta-BHC	19.88	19.83	19.93	0.012	0.0100	20.0
gamma-BHC (Lindane)	19.32	19.26	19.36	0.012	0.0100	20.0
Endrin	28.13	28.06	28.20	0.049	0.050	2.0
4,4'-DDT	29.32	29.25	29.39	0.096	0.10	4.0
Methoxychlor	32.08	32.01	32.15	0.24	0.25	4.0

4,4'-DDT % breakdown (1): 3.8 Endrin % breakdown (1): 4.8

Combined % breakdown (1): 8.6

QC LIMITS

RPD of amounts in PEM must be less than or equal to 25.0%

4,4'-DDT breakdown must be less than or equal to 20.0%

Endrin breakdown must be less than or equal to 20.0%

Combined breakdown must be less than or equal to 30.0%

7D
PESTICIDE CALIBRATION VERIFICATION SUMMARY

Lab Name: IEA/CT Contract:

Lab Code: IIEACT Case No.: 0060 SAS No.: SDG No.: Z0060

GC Column:RTX-35 ID: 0.53 (mm) Init. Calib. Date(s): 01/30/93 01/31/93

EPA Sample No.(PIBLK): PIBLK69 Date Analyzed : 02/19/93

Lab Sample ID (PIBLK): PIBLK69 Time Analyzed : 1917

EPA Sample No.(PEM): PEM17 Date Analyzed : 02/19/93

Lab Sample ID (PEM): PEM17 Time Analyzed : 2011

PEM COMPOUND	RT	RT WINDOW FROM	RT WINDOW TO	CALC AMOUNT (ng)	NOM AMOUNT (ng)	RPD
alpha-BHC	16.92	16.86	16.96	0.0100	0.0100	0.0
beta-BHC	19.90	19.83	19.93	0.012	0.0100	20.0
gamma-BHC (Lindane)	19.33	19.26	19.36	0.0091	0.0100	9.0
Endrin	28.14	28.06	28.20	0.049	0.050	2.0
4,4'-DDT	29.33	29.25	29.39	0.096	0.10	4.0
Methoxychlor	32.10	32.01	32.15	0.22	0.25	12.0

4,4'-DDT % breakdown (1): 0.0 Endrin % breakdown (1): 5.0

Combined % breakdown (1): 5.0

QC LIMITS

RPD of amounts in PEM must be less than or equal to 25.0%

4,4'-DDT breakdown must be less than or equal to 20.0%

Endrin breakdown must be less than or equal to 20.0%

Combined breakdown must be less than or equal to 30.0%

7D
PESTICIDE CALIBRATION VERIFICATION SUMMARY

0949

Lab Name: IEA/CT Contract:

Lab Code: IIEACT Case No.: 0060 SAS No.: SDG No.: Z0060

GC Column:RTX-35 ID: 0.53 (mm) Init. Calib. Date(s): 01/30/93 01/31/93

EPA Sample No.(PIBLK): PIBLK73 Date Analyzed : 02/20/93

Lab Sample ID (PIBLK): PIBLK73 Time Analyzed : 2058

EPA Sample No.(PEM): PEM19 Date Analyzed : 02/20/93

Lab Sample ID (PEM): PEM19 Time Analyzed : 2152

PEM COMPOUND	RT	RT WINDOW FROM	RT WINDOW TO	CALC AMOUNT (ng)	NOM AMOUNT (ng)	RPD
alpha-BHC	16.92	16.86	16.96	0.012	0.0100	20.0
beta-BHC	19.90	19.83	19.93	0.012	0.0100	20.0
gamma-BHC (Lindane)	19.33	19.26	19.36	0.011	0.0100	10.0
Endrin	28.13	28.06	28.20	0.053	0.050	6.0
4,4'-DDT	29.33	29.25	29.39	0.10	0.10	0.0
Methoxychlor	32.09	32.01	32.15	0.26	0.25	4.0

4,4'-DDT % breakdown (1): 7.5 Endrin % breakdown (1): 7.8

Combined % breakdown (1): 15.3

QC LIMITS

RPD of amounts in PEM must be less than or equal to 25.0%

4,4'-DDT breakdown must be less than or equal to 20.0%

Endrin breakdown must be less than or equal to 20.0%

Combined breakdown must be less than or equal to 30.0%

7D
PESTICIDE CALIBRATION VERIFICATION SUMMARY

0950

Lab Name: IEA/CT Contract:

Lab Code: IEACT Case No.: 0060 SAS No.: SDG No.: Z0060

GC Column:DB-1701 ID: 0.53 (mm) Init. Calib. Date(s): 02/18/93 02/19/93

EPA Sample No.(PIBLK): _____ Date Analyzed : _____

Lab Sample ID (PIBLK): _____ Time Analyzed : _____

EPA Sample No.(PEM): PEMI8 Date Analyzed : 02/18/93

Lab Sample ID (PEM): PEMI8 Time Analyzed : 2159

PEM COMPOUND	RT	RT WINDOW FROM	RT WINDOW TO	CALC AMOUNT (ng)	NOM AMOUNT (ng)	RPD
alpha-BHC	11.21	11.16	11.26	0.0085	0.0100	15.0
beta-BHC	17.42	17.38	17.48	0.0099	0.0100	1.0
gamma-BHC (Lindane)	12.89	12.85	12.95	0.0086	0.0100	14.0
Endrin	27.28	27.22	27.36	0.052	0.050	4.0
4,4'-DDT	31.30	31.23	31.37	0.11	0.10	10.0
Methoxychlor	34.76	34.69	34.83	0.26	0.25	4.0

4,4'-DDT % breakdown (1): ~~0.0~~ 5.2 ~~6.4~~ Endrin % breakdown (1): 0.0

Combined % breakdown (1): ~~0.0~~ 5.2 ~~6.4~~ KAC 3/4/93

QC LIMITS

RPD of amounts in PEM must be less than or equal to 25.0%

4,4'-DDT breakdown must be less than or equal to 20.0%

Endrin breakdown must be less than or equal to 20.0%

Combined breakdown must be less than or equal to 30.0%

7D
PESTICIDE CALIBRATION VERIFICATION SUMMARY

Lab Name: IEA/CT Contract: 0951

Lab Code: IIEACT Case No.: 0060 SAS No.: SDG No.: Z0060

GC Column:DB-1701 ID: 0.53 (mm) Init. Calib. Date(s): 02/18/93 02/19/93

EPA Sample No.(PIBLK): PIBLKJ7 Date Analyzed : 02/19/93

Lab Sample ID (PIBLK): PIBLKJ7 Time Analyzed : 1033

EPA Sample No.(PEM): PEMI9 Date Analyzed : 02/19/93

Lab Sample ID (PEM): PEMI9 Time Analyzed : 1126

PEM COMPOUND	RT	RT WINDOW FROM	RT WINDOW TO	CALC AMOUNT (ng)	NOM AMOUNT (ng)	RPD
alpha-BHC	11.21	11.16	11.26	0.0088	0.0100	12.0
beta-BHC	17.43	17.38	17.48	0.0100	0.0100	0.0
gamma-BHC (Lindane)	12.90	12.85	12.95	0.0088	0.0100	12.0
Endrin	27.28	27.22	27.36	0.053	0.050	6.0
4,4'-DDT	31.30	31.23	31.37	0.12	0.10	20.0
Methoxychlor	34.76	34.69	34.83	0.27	0.25	8.0

4,4'-DDT % breakdown (1): ~~0.0~~ 3.5 Endrin % breakdown (1): 0.0

Combined % breakdown (1): ~~0.0~~ 3.5

QC LIMITS

RPD of amounts in PEM must be less than or equal to 25.0%

4,4'-DDT breakdown must be less than or equal to 20.0%

Endrin breakdown must be less than or equal to 20.0%

Combined breakdown must be less than or equal to 30.0%

7D
PESTICIDE CALIBRATION VERIFICATION SUMMARY

0952

Lab Name: IEA/CT Contract:

Lab Code: IEACT Case No.: 0060 SAS No.: SDG No.: Z0060

GC Column:DB-1701 ID: 0.53 (mm) Init. Calib. Date(s): 02/18/93 02/19/93

EPA Sample No.(PIBLK): PIBLKK2 Date Analyzed : 02/22/93

Lab Sample ID (PIBLK): PIBLKK2 Time Analyzed : 0814

EPA Sample No.(PEM): PEMJ3 Date Analyzed : 02/22/93

Lab Sample ID (PEM): PEMJ3 Time Analyzed : 0908

PEM COMPOUND	RT	RT WINDOW FROM	RT WINDOW TO	CALC AMOUNT (ng)	NOM AMOUNT (ng)	RPD
alpha-BHC	11.18	11.16	11.26	0.0084	0.0100	16.0
beta-BHC	17.38	17.38	17.48	0.0098	0.0100	2.0
gamma-BHC (Lindane)	12.86	12.85	12.95	0.0087	0.0100	13.0
Endrin	27.24	27.22	27.36	0.050	0.050	0.0
4,4'-DDT	31.27	31.23	31.37	0.11	0.10	10.0
Methoxychlor	34.73	34.69	34.83	0.27	0.25	8.0

4,4'-DDT % breakdown (1): 3.4 Endrin % breakdown (1): 14.2

Combined % breakdown (1): 17.6

QC LIMITS

RPD of amounts in PEM must be less than or equal to 25.0%

4,4'-DDT breakdown must be less than or equal to 20.0%

Endrin breakdown must be less than or equal to 20.0%

Combined breakdown must be less than or equal to 30.0%

7D
PESTICIDE CALIBRATION VERIFICATION SUMMARY

Lab Name: IEA/CT Contract:

Lab Code: IIEACT Case No.: 0060 SAS No.: SDG No.: Z0060

GC Column:DB-1701 ID: 0.53 (mm) Init. Calib. Date(s): 02/18/93 02/19/93

EPA Sample No.(PIBLK): PIBLKK4 Date Analyzed : 02/23/93

Lab Sample ID (PIBLK): PIBLKK4 Time Analyzed : 0914

EPA Sample No.(PEM): PEMJ4 Date Analyzed : 02/23/93

Lab Sample ID (PEM): PEMJ4 Time Analyzed : 1007

PEM COMPOUND	RT	RT WINDOW FROM	RT WINDOW TO	CALC AMOUNT (ng)	NOM AMOUNT (ng)	RPD
alpha-BHC	11.20	11.16	11.26	0.0091	0.0100	9.0
beta-BHC	17.41	17.38	17.48	0.0100	0.0100	0.0
gamma-BHC (Lindane)	12.89	12.85	12.95	0.0090	0.0100	10.0
Endrin	27.27	27.22	27.36	0.050	0.050	0.0
4,4'-DDT	31.29	31.23	31.37	0.098	0.10	2.0
Methoxychlor	34.75	34.69	34.83	0.22	0.25	12.0

4,4'-DDT % breakdown (1): 5.2 Endrin % breakdown (1): 13.0

Combined % breakdown (1): 18.2

QC LIMITS

RPD of amounts in PEM must be less than or equal to 25.0%

4,4'-DDT breakdown must be less than or equal to 20.0%

Endrin breakdown must be less than or equal to 20.0%

Combined breakdown must be less than or equal to 30.0%

7D
PESTICIDE CALIBRATION VERIFICATION SUMMARY

0954

Lab Name: IEA/CT Contract:

Lab Code: IIEACT Case No.: 0060 SAS No.: SDG No.: Z0060

GC Column:DB-1701 ID: 0.53 (mm) Init. Calib. Date(s): 02/18/93 02/19/93

EPA Sample No.(PIBLK): PIBLKK6 Date Analyzed : 02/24/93

Lab Sample ID (PIBLK): PIBLKK6 Time Analyzed : 0909

EPA Sample No.(PEM): PEMJ5 Date Analyzed : 02/24/93

Lab Sample ID (PEM): PEMJ5 Time Analyzed : 1032

PEM COMPOUND	RT	RT WINDOW FROM	RT WINDOW TO	CALC AMOUNT (ng)	NOM AMOUNT (ng)	RPD
alpha-BHC	11.20	11.16	11.26	0.0095	0.0100	5.0
beta-BHC	17.41	17.38	17.48	0.0100	0.0100	0.0
gamma-BHC (Lindane)	12.88	12.85	12.95	0.0093	0.0100	7.0
Endrin	27.27	27.22	27.36	0.048	0.050	4.0
4,4'-DDT	31.29	31.23	31.37	0.094	0.10	6.0
Methoxychlor	34.75	34.69	34.83	0.22 ~~0.22~~	0.25	12.0

KAM 3/5/93

4,4'-DDT % breakdown (1): 6.1 Endrin % breakdown (1): ~~68.0~~ 6.1 1.1

Combined % breakdown (1): ~~74.1~~ 7.2

KAM 3/4/93

QC LIMITS

RPD of amounts in PEM must be less than or equal to 25.0%

4,4'-DDT breakdown must be less than or equal to 20.0%

Endrin breakdown must be less than or equal to 20.0%

Combined breakdown must be less than or equal to 30.0%

7D
PESTICIDE CALIBRATION VERIFICATION SUMMARY

Lab Name: IEA/CT Contract:

Lab Code: IIEACT Case No.: 0060 SAS No.: SDG No.: Z0060

GC Column:DB-1701 ID: 0.53 (mm) Init. Calib. Date(s): 02/18/93 02/19/93

EPA Sample No.(PIBLK): PIBLKK8 Date Analyzed : 02/25/93

Lab Sample ID (PIBLK): PIBLKK8 Time Analyzed : 0941

EPA Sample No.(PEM): PEMJ6 Date Analyzed : 02/25/93

Lab Sample ID (PEM): PEMJ6 Time Analyzed : 1034

PEM COMPOUND	RT	RT WINDOW FROM	RT WINDOW TO	CALC AMOUNT (ng)	NOM AMOUNT (ng)	RPD
alpha-BHC	11.22	11.16	11.26	0.0094	0.0100	6.0
beta-BHC	17.44	17.38	17.48	0.0100	0.0100	0.0
gamma-BHC (Lindane)	12.90	12.85	12.95	0.0092	0.0100	8.0
Endrin	27.29	27.22	27.36	0.047	0.050	6.0
4,4'-DDT	31.31	31.23	31.37	0.090	0.10	10.0
Methoxychlor	34.76	34.69	34.83	0.20	0.25	20.0

4,4'-DDT % breakdown (1): 9.6 Endrin % breakdown (1): 3.6

Combined % breakdown (1): 13.2

QC LIMITS

RPD of amounts in PEM must be less than or equal to 25.0%

4,4'-DDT breakdown must be less than or equal to 20.0%

Endrin breakdown must be less than or equal to 20.0%

Combined breakdown must be less than or equal to 30.0%

7E
PESTICIDE CALIBRATION VERIFICATION SUMMARY

Lab Name: IEA/CT Contract:

Lab Code: IIEACT Case No.: 0060 SAS No.: SDG No.: Z0060

GC Column:RTX-35 ID: 0.53 (mm) Init. Calib. Date(s): 01/30/93 01/31/93

EPA Sample No.(PIBLK): PIBLK39 Date Analyzed : 02/11/93

Lab Sample ID (PIBLK): PIBLK39 Time Analyzed : 0101

EPA Sample No.(INDA): INDAM61 Date Analyzed : 02/11/93

Lab Sample ID (INDA): INDAM61 Time Analyzed : 0155

INDIVIDUAL MIX A COMPOUND	RT	RT WINDOW FROM	RT WINDOW TO	CALC AMOUNT (ng)	NOM AMOUNT (ng)	RPD
alpha-BHC	16.90	16.86	16.96	0.023	0.020	15.0
gamma-BHC (Lindane)	19.31	19.26	19.36	0.022	0.020	10.0
Heptachlor	21.51	21.46	21.56	0.019	0.020	5.0
Endosulfan I	26.25	26.18	26.32	0.018	0.020	10.0
Dieldrin	27.15	27.08	27.22	0.038	0.040	5.0
Endrin	28.12	28.06	28.20	0.037	0.040	7.5
4,4'-DDD	28.45	28.38	28.52	0.037	0.040	7.5
4,4'-DDT	29.32	29.25	29.39	0.034	0.040	15.0
Methoxychlor	32.07	32.01	32.15	0.200	0.200	0.0
Tetrachloro-m-xylene	12.76	12.72	12.82	0.022	0.020	10.0
Decachlorobiphenyl	40.63	40.56	40.76	0.035	0.040	12.5

EPA Sample No.(INDB): INDBM61 Date Analyzed : 02/11/93

Lab Sample ID (INDB): INDBM61 Time Analyzed : 0249

INDIVIDUAL MIX B COMPOUND	RT	RT WINDOW FROM	RT WINDOW TO	CALC AMOUNT (ng)	NOM AMOUNT (ng)	RPD
beta-BHC	19.88	19.83	19.93	0.022	0.020	10.0
delta-BHC	21.77	21.73	21.83	0.022	0.020	10.0
Aldrin	22.98	22.94	23.04	0.021	0.020	5.0
Heptachlor epoxide	25.06	25.00	25.14	0.018	0.020	10.0
4,4'-DDE	26.92	26.86	27.00	0.037	0.040	7.5
Endosulfan II	28.62	28.56	28.70	0.037	0.040	7.5
Endosulfan sulfate	30.00	29.94	30.08	0.037	0.040	7.5
Endrin ketone	32.68	32.62	32.76	0.039	0.040	2.5
Endrin aldehyde	29.49	29.43	29.57	0.037	0.040	7.5
alpha-Chlordane	26.21	26.15	26.29	0.018	0.020	10.0
gamma-Chlordane	25.71	25.65	25.79	0.019	0.020	5.0
Tetrachloro-m-xylene	12.76	12.72	12.82	0.024	0.020	20.0
Decachlorobiphenyl	40.63	40.56	40.76	0.036	0.040	10.0

QC LIMITS: RPD of amounts in the Individual Mixes must be less than or equal to 25.0%.

7E
PESTICIDE CALIBRATION VERIFICATION SUMMARY

Lab Name: IEA/CT Contract:

Lab Code: IEACT Case No.: 0060 SAS No.: SDG No.: Z0060

GC Column:RTX-35 ID: 0.53 (mm) Init. Calib. Date(s): 01/30/93 01/31/93

EPA Sample No.(PIBLK): PIBLK47 Date Analyzed : 02/13/93

Lab Sample ID (PIBLK): PIBLK47 Time Analyzed : 0419

EPA Sample No.(INDA): INDAM65 Date Analyzed : 02/13/93

Lab Sample ID (INDA): INDAM65 Time Analyzed : 0513

INDIVIDUAL MIX A COMPOUND	RT	RT WINDOW FROM	RT WINDOW TO	CALC AMOUNT (ng)	NOM AMOUNT (ng)	RPD
alpha-BHC	16.94	16.86	16.96	0.024	0.020	20.0
gamma-BHC (Lindane)	19.35	19.26	19.36	0.024	0.020	20.0
Heptachlor	21.54	21.46	21.56	0.020	0.020	0.0
Endosulfan I	26.27	26.18	26.32	0.020	0.020	0.0
Dieldrin	27.18	27.08	27.22	0.040	0.040	0.0
Endrin	28.15	28.06	28.20	0.038	0.040	5.0
4,4'-DDD	28.47	28.38	28.52	0.037	0.040	7.5
4,4'-DDT	29.34	29.25	29.39	0.035	0.040	12.5
Methoxychlor	32.12	32.01	32.15	0.190	0.200	5.0
Tetrachloro-m-xylene	12.80	12.72	12.82	0.024	0.020	20.0
Decachlorobiphenyl	40.73	40.56	40.76	0.035	0.040	12.5

EPA Sample No.(INDB): INDBM65 Date Analyzed : 02/13/93

Lab Sample ID (INDB): INDBM65 Time Analyzed : 0607

INDIVIDUAL MIX B COMPOUND	RT	RT WINDOW FROM	RT WINDOW TO	CALC AMOUNT (ng)	NOM AMOUNT (ng)	RPD
beta-BHC	19.92	19.83	19.93	0.024	0.020	20.0
delta-BHC	21.81	21.73	21.83	0.024	0.020	20.0
Aldrin	23.01	22.94	23.04	0.023	0.020	15.0
Heptachlor epoxide	25.09	25.00	25.14	0.020	0.020	0.0
4,4'-DDE	26.95	26.86	27.00	0.041	0.040	2.5
Endosulfan II	28.66	28.56	28.70	0.040	0.040	0.0
Endosulfan sulfate	30.04	29.94	30.08	0.040	0.040	0.0
Endrin ketone	32.73	32.62	32.76	0.041	0.040	2.5
Endrin aldehyde	29.52	29.43	29.57	0.039	0.040	2.5
alpha-Chlordane	26.24	26.15	26.29	0.019	0.020	5.0
gamma-Chlordane	25.74	25.65	25.79	0.020	0.020	0.0
Tetrachloro-m-xylene	12.80	12.72	12.82	0.024	0.020	20.0
Decachlorobiphenyl	40.73	40.56	40.76	0.036	0.040	10.0

QC LIMITS: RPD of amounts in the Individual Mixes must be less than or equal to 25.0%.

7E
PESTICIDE CALIBRATION VERIFICATION SUMMARY

Lab Name: IEA/CT Contract:

Lab Code: IIEACT Case No.: 0060 SAS No.: SDG No.: Z0060

GC Column:RTX-35 ID: 0.53 (mm) Init. Calib. Date(s): 01/30/93 01/31/93

EPA Sample No.(PIBLK): PIBLK51 Date Analyzed : 02/14/93

Lab Sample ID (PIBLK): PIBLK51 Time Analyzed : 0521

EPA Sample No.(INDA): INDAM67 Date Analyzed : 02/14/93

Lab Sample ID (INDA): INDAM67 Time Analyzed : 0614

INDIVIDUAL MIX A COMPOUND	RT	RT WINDOW FROM	RT WINDOW TO	CALC AMOUNT (ng)	NOM AMOUNT (ng)	RPD
alpha-BHC	16.94	16.86	16.96	0.024	0.020	20.0
gamma-BHC (Lindane)	19.35	19.26	19.36	0.024	0.020	20.0
Heptachlor	21.54	21.46	21.56	0.020	0.020	0.0
Endosulfan I	26.27	26.18	26.32	0.020	0.020	0.0
Dieldrin	27.18	27.08	27.22	0.041	0.040	2.5
Endrin	28.15	28.06	28.20	0.040	0.040	0.0
4,4'-DDD	28.47	28.38	28.52	0.036	0.040	10.0
4,4'-DDT	29.34	29.25	29.39	0.037	0.040	7.5
Methoxychlor	32.11	32.01	32.15	0.200	0.200	0.0
Tetrachloro-m-xylene	12.80	12.72	12.82	0.024	0.020	20.0
Decachlorobiphenyl	40.69	40.56	40.76	0.036	0.040	10.0

EPA Sample No.(INDB): INDBM67 Date Analyzed : 02/14/93

Lab Sample ID (INDB): INDBM67 Time Analyzed : 0707

INDIVIDUAL MIX B COMPOUND	RT	RT WINDOW FROM	RT WINDOW TO	CALC AMOUNT (ng)	NOM AMOUNT (ng)	RPD
beta-BHC	19.92	19.83	19.93	0.023	0.020	15.0
delta-BHC	21.81	21.73	21.83	0.024	0.020	20.0
Aldrin	23.01	22.94	23.04	0.023	0.020	15.0
Heptachlor epoxide	25.10	25.00	25.14	0.020	0.020	0.0
4,4'-DDE	26.95	26.86	27.00	0.038	0.040	5.0
Endosulfan II	28.65	28.56	28.70	0.040	0.040	0.0
Endosulfan sulfate	30.03	29.94	30.08	0.040	0.040	0.0
Endrin ketone	32.72	32.62	32.76	0.041	0.040	2.5
Endrin aldehyde	29.52	29.43	29.57	0.040	0.040	0.0
alpha-Chlordane	26.23	26.15	26.29	0.020	0.020	0.0
gamma-Chlordane	25.74	25.65	25.79	0.020	0.020	0.0
Tetrachloro-m-xylene	12.80	12.72	12.82	0.025	0.020	25.0
Decachlorobiphenyl	40.69	40.56	40.76	0.036	0.040	10.0

QC LIMITS: RPD of amounts in the Individual Mixes must be less than or equal to 25.0%.

7E
PESTICIDE CALIBRATION VERIFICATION SUMMARY

0 0959

Lab Name: IEA/CT Contract:

Lab Code: IIEACT Case No.: 0060 SAS No.: SDG No.: Z0060

GC Column:RTX-35 ID: 0.53 (mm) Init. Calib. Date(s): 01/30/93 01/31/93

EPA Sample No.(PIBLK): PIBLK55 Date Analyzed : 02/16/93

Lab Sample ID (PIBLK): PIBLK55 Time Analyzed : 0321

EPA Sample No.(INDA): INDAM69 Date Analyzed : 02/16/93

Lab Sample ID (INDA): INDAM69 Time Analyzed : 0415

INDIVIDUAL MIX A COMPOUND	RT	RT WINDOW FROM	RT WINDOW TO	CALC AMOUNT (ng)	NOM AMOUNT (ng)	RPD
alpha-BHC	16.93	16.86	16.96	0.022	0.020	10.0
gamma-BHC (Lindane)	19.33	19.26	19.36	0.023	0.020	15.0
Heptachlor	21.52	21.46	21.56	0.020	0.020	0.0
Endosulfan I	26.26	26.18	26.32	0.018	0.020	10.0
Dieldrin	27.17	27.08	27.22	0.036	0.040	10.0
Endrin	28.14	28.06	28.20	0.033	0.040	17.5
4,4'-DDD	29.33	28.38	28.52	0.033	0.040	17.5
4,4'-DDT	28.46	29.25	29.39	0.032	0.040	20.0
Methoxychlor	32.09	32.01	32.15	0.220	0.200	10.0
Tetrachloro-m-xylene	12.79	12.72	12.82	0.024	0.020	20.0
Decachlorobiphenyl	40.67	40.56	40.76	0.039	0.040	2.5

EPA Sample No.(INDB): INDBM69 Date Analyzed : 02/16/93

Lab Sample ID (INDB): INDBM69 Time Analyzed : 0509

INDIVIDUAL MIX B COMPOUND	RT	RT WINDOW FROM	RT WINDOW TO	CALC AMOUNT (ng)	NOM AMOUNT (ng)	RPD
beta-BHC	19.90	19.83	19.93	0.024	0.020	20.0
delta-BHC	21.79	21.73	21.83	0.024	0.020	20.0
Aldrin	23.00	22.94	23.04	0.022	0.020	10.0
Heptachlor epoxide	25.08	25.00	25.14	0.020	0.020	0.0
4,4'-DDE	26.93	26.86	27.00	0.040	0.040	0.0
Endosulfan II	28.64	28.56	28.70	0.036	0.040	10.0
Endosulfan sulfate	30.02	29.94	30.08	0.036	0.040	10.0
Endrin ketone	32.70	32.62	32.76	0.044	0.040	10.0
Endrin aldehyde	29.50	29.43	29.57	0.038	0.040	5.0
alpha-Chlordane	26.22	26.15	26.29	0.019	0.020	5.0
gamma-Chlordane	25.73	25.65	25.79	0.020	0.020	0.0
Tetrachloro-m-xylene	12.79	12.72	12.82	0.024	0.020	20.0
Decachlorobiphenyl	40.67	40.56	40.76	0.038	0.040	5.0

QC LIMITS: RPD of amounts in the Individual Mixes must be less than or equal to 25.0%.

7E
PESTICIDE CALIBRATION VERIFICATION SUMMARY

Lab Name: IEA/CT Contract:

Lab Code: IIEACT Case No.: 0060 SAS No.: SDG No.: Z0060

GC Column:RTX-35 ID: 0.53 (mm) Init. Calib. Date(s): 01/30/93 01/31/93

EPA Sample No.(PIBLK): PIBLK71 Date Analyzed : 02/20/93

Lab Sample ID (PIBLK): PIBLK71 Time Analyzed : 0719

EPA Sample No.(INDA): INDAM77 Date Analyzed : 02/20/93

Lab Sample ID (INDA): INDAM77 Time Analyzed : 0813

INDIVIDUAL MIX A COMPOUND	RT	RT WINDOW FROM	RT WINDOW TO	CALC AMOUNT (ng)	NOM AMOUNT (ng)	RPD
alpha-BHC	16.91	16.86	16.96	0.024	0.020	20.0
gamma-BHC (Lindane)	19.32	19.26	19.36	0.025	0.020	25.0
Heptachlor	21.52	21.46	21.56	0.019	0.020	5.0
Endosulfan I	26.26	26.18	26.32	0.022	0.020	10.0
Dieldrin	27.16	27.08	27.22	0.039	0.040	2.5
Endrin	28.14	28.06	28.20	0.039	0.040	2.5
4,4'-DDD	28.46	28.38	28.52	0.037	0.040	7.5
4,4'-DDT	29.33	29.25	29.39	0.030	0.040	25.0
Methoxychlor	32.09	32.01	32.15	0.190	0.200	5.0
Tetrachloro-m-xylene	12.78	12.72	12.82	0.024	0.020	20.0
Decachlorobiphenyl	40.68	40.56	40.76	0.036	0.040	10.0

EPA Sample No.(INDB): INDBM77 Date Analyzed : 02/20/93

Lab Sample ID (INDB): INDBM77 Time Analyzed : 0911

INDIVIDUAL MIX B COMPOUND	RT	RT WINDOW FROM	RT WINDOW TO	CALC AMOUNT (ng)	NOM AMOUNT (ng)	RPD
beta-BHC	19.91	19.83	19.93	0.024	0.020	20.0
delta-BHC	21.80	21.73	21.83	0.025	0.020	25.0
Aldrin	23.00	22.94	23.04	0.024	0.020	20.0
Heptachlor epoxide	25.08	25.00	25.14	0.021	0.020	5.0
4,4'-DDE	26.94	26.86	27.00	0.044	0.040	10.0
Endosulfan II	28.64	28.56	28.70	0.041	0.040	2.5
Endosulfan sulfate	30.02	29.94	30.08	0.042	0.040	5.0
Endrin ketone	32.71	32.62	32.76	0.044	0.040	10.0
Endrin aldehyde	29.51	29.43	29.57	0.041	0.040	2.5
alpha-Chlordane	26.22	26.15	26.29	0.020	0.020	0.0
gamma-Chlordane	25.73	25.65	25.79	0.020	0.020	0.0
Tetrachloro-m-xylene	12.79	12.72	12.82	0.025	0.020	25.0
Decachlorobiphenyl	40.67	40.56	40.76	0.035	0.040	12.5

QC LIMITS: RPD of amounts in the Individual Mixes must be less than or equal to 25.0%.

7E
PESTICIDE CALIBRATION VERIFICATION SUMMARY

Lab Name: IEA/CT Contract:

Lab Code: IIEACT Case No.: 0060 SAS No.: SDG No.: Z0060

GC Column:DB-1701 ID: 0.53 (mm) Init. Calib. Date(s): 02/18/93 02/19/93

EPA Sample No.(PIBLK): PIBLKK3 Date Analyzed : 02/22/93

Lab Sample ID (PIBLK): PIBLKK3 Time Analyzed : 2038

EPA Sample No.(INDA): INDAMF8 Date Analyzed : 02/22/93

Lab Sample ID (INDA): INDAMF8 Time Analyzed : 2132

INDIVIDUAL MIX A COMPOUND	RT	RT WINDOW FROM	RT WINDOW TO	CALC AMOUNT (ng)	NOM AMOUNT (ng)	RPD
alpha-BHC	11.21	11.16	11.26	0.020	0.020	0.0
gamma-BHC (Lindane)	12.89	12.85	12.95	0.020	0.020	0.0
Heptachlor	13.94	13.89	13.99	0.019	0.020	5.0
Endosulfan I	23.04	22.98	23.12	0.020	0.020	0.0
Dieldrin	25.93	25.87	26.01	0.040	0.040	0.0
Endrin	27.28	27.22	27.36	0.039	0.040	2.5
4,4'-DDD	30.36	30.30	30.44	0.044	0.040	10.0
4,4'-DDT	31.30	31.23	31.37	0.040	0.040	0.0
Methoxychlor	34.76	34.69	34.83	0.180	0.200	10.0
Tetrachloro-m-xylene	7.87	7.82	7.92	0.020	0.020	0.0
Decachlorobiphenyl	40.48	40.38	40.58	0.038	0.040	5.0

EPA Sample No.(INDB): INDAMF8 Date Analyzed : 02/22/93

Lab Sample ID (INDB): INDAMF8 Time Analyzed : 2226

INDIVIDUAL MIX B COMPOUND	RT	RT WINDOW FROM	RT WINDOW TO	CALC AMOUNT (ng)	NOM AMOUNT (ng)	RPD
beta-BHC	17.42	17.38	17.48	0.020	0.020	0.0
delta-BHC	19.30	19.27	19.37	0.020	0.020	0.0
Aldrin	15.49	15.45	15.55	0.020	0.020	0.0
Heptachlor epoxide	20.68	20.62	20.76	0.020	0.020	0.0
4,4'-DDE	25.08	25.02	25.16	0.040	0.040	0.0
Endosulfan II	30.42	30.35	30.49	0.038	0.040	5.0
Endosulfan sulfate	34.44	34.38	34.52	0.039	0.040	2.5
Endrin ketone	36.38	36.32	36.46	0.037	0.040	7.5
Endrin aldehyde	32.77	32.71	32.85	0.033	0.040	17.5
alpha-Chlordane	24.11	24.05	24.19	0.019	0.020	5.0
gamma-Chlordane	23.66	23.60	23.74	0.019	0.020	5.0
Tetrachloro-m-xylene	7.87	7.82	7.92	0.022	0.020	10.0
Decachlorobiphenyl	40.48	40.38	40.58	0.036	0.040	10.0

QC LIMITS: RPD of amounts in the Individual Mixes must be less than or equal to 25.0%.

7E
PESTICIDE CALIBRATION VERIFICATION SUMMARY

0962

Lab Name: IEA/CT Contract:

Lab Code: IIEACT Case No.: 0060 SAS No.: SDG No.: Z0060

GC Column:DB-1701 ID: 0.53 (mm) Init. Calib. Date(s): 02/18/93 02/19/93

EPA Sample No.(PIBLK): PIBLKK5 Date Analyzed : 02/23/93

Lab Sample ID (PIBLK): PIBLKK5 Time Analyzed : 2137

EPA Sample No.(INDA): INDAMF9 Date Analyzed : 02/23/93

Lab Sample ID (INDA): INDAMF9 Time Analyzed : 2231

INDIVIDUAL MIX A COMPOUND	RT	RT WINDOW FROM	RT WINDOW TO	CALC AMOUNT (ng)	NOM AMOUNT (ng)	RPD
alpha-BHC	11.21	11.16	11.26	0.021	0.020	5.0
gamma-BHC (Lindane)	12.89	12.85	12.95	0.020	0.020	0.0
Heptachlor	13.94	13.89	13.99	0.018	0.020	10.0
Endosulfan I	23.05	22.98	23.12	0.019	0.020	5.0
Dieldrin	25.94	25.87	26.01	0.039	0.040	2.5
Endrin	27.28	27.22	27.36	0.038	0.040	5.0
4,4'-DDD	30.36	30.30	30.44	0.042	0.040	5.0
4,4'-DDT	31.30	31.23	31.37	0.033	0.040	17.5
Methoxychlor	34.76	34.69	34.83	0.160	0.200	20.0
Tetrachloro-m-xylene	7.87	7.82	7.92	0.015	0.020	25.0
Decachlorobiphenyl	40.48	40.38	40.58	0.034	0.040	15.0

EPA Sample No.(INDB): INDBMF9 Date Analyzed : 02/23/93

Lab Sample ID (INDB): INDBMF9 Time Analyzed : 2325

INDIVIDUAL MIX B COMPOUND	RT	RT WINDOW FROM	RT WINDOW TO	CALC AMOUNT (ng)	NOM AMOUNT (ng)	RPD
beta-BHC	17.42	17.38	17.48	0.020	0.020	0.0
delta-BHC	19.31	19.27	19.37	0.021	0.020	5.0
Aldrin	15.50	15.45	15.55	0.020	0.020	0.0
Heptachlor epoxide	20.68	20.62	20.76	0.019	0.020	5.0
4,4'-DDE	25.09	25.02	25.16	0.040	0.040	0.0
Endosulfan II	30.42	30.35	30.49	0.036	0.040	10.0
Endosulfan sulfate	34.44	34.38	34.52	0.036	0.040	10.0
Endrin ketone	36.39	36.32	36.46	0.034	0.040	15.0
Endrin aldehyde	32.77	32.71	32.85	0.042	0.040	5.0
alpha-Chlordane	24.11	24.05	24.19	0.018	0.020	10.0
gamma-Chlordane	23.66	23.60	23.74	0.018	0.020	10.0
Tetrachloro-m-xylene	7.87	7.82	7.92	0.016	0.020	20.0
Decachlorobiphenyl	40.48	40.38	40.58	0.034	0.040	15.0

QC LIMITS: RPD of amounts in the Individual Mixes must be less than or equal to 25.0%.

7E
PESTICIDE CALIBRATION VERIFICATION SUMMARY

Lab Name: IEA/CT Contract:

Lab Code: IIEACT Case No.: 0060 SAS No.: SDG No.: Z0060

GC Column:DB-1701 ID: 0.53 (mm) Init. Calib. Date(s): 02/18/93 02/19/93

EPA Sample No.(PIBLK): PIBLKK7 Date Analyzed : 02/24/93

Lab Sample ID (PIBLK): PIBLKK7 Time Analyzed : 2154

EPA Sample No.(INDA): INDAMG1 Date Analyzed : 02/24/93

Lab Sample ID (INDA): INDAMG1 Time Analyzed : 2247

INDIVIDUAL MIX A COMPOUND	RT	RT WINDOW FROM	RT WINDOW TO	CALC AMOUNT (ng)	NOM AMOUNT (ng)	RPD
alpha-BHC	11.22	11.16	11.26	0.020	0.020	0.0
gamma-BHC (Lindane)	12.90	12.85	12.95	0.019	0.020	5.0
Heptachlor	13.95	13.89	13.99	0.017	0.020	15.0
Endosulfan I	23.07	22.98	23.12	0.019	0.020	5.0
Dieldrin	25.95	25.87	26.01	0.037	0.040	7.5
Endrin	27.29	27.22	27.36	0.036	0.040	10.0
4,4'-DDD	30.37	30.30	30.44	0.041	0.040	2.5
4,4'-DDT	31.30	31.23	31.37	0.034	0.040	15.0
Methoxychlor	34.76	34.69	34.83	0.150	0.200	25.0
Tetrachloro-m-xylene	7.88	7.82	7.92	0.015	0.020	25.0
Decachlorobiphenyl	40.47	40.38	40.58	0.034	0.040	15.0

EPA Sample No.(INDB): INDBMG1 Date Analyzed : 02/24/93

Lab Sample ID (INDB): INDBMG1 Time Analyzed : 2352

INDIVIDUAL MIX B COMPOUND	RT	RT WINDOW FROM	RT WINDOW TO	CALC AMOUNT (ng)	NOM AMOUNT (ng)	RPD
beta-BHC	17.43	17.38	17.48	0.019	0.020	5.0
delta-BHC	19.32	19.27	19.37	0.020	0.020	0.0
Aldrin	15.51	15.45	15.55	0.019	0.020	5.0
Heptachlor epoxide	20.70	20.62	20.76	0.018	0.020	10.0
4,4'-DDE	25.10	25.02	25.16	0.039	0.040	2.5
Endosulfan II	30.43	30.35	30.49	0.035	0.040	12.5
Endosulfan sulfate	34.44	34.38	34.52	0.035	0.040	12.5
Endrin ketone	36.38	36.32	36.46	0.033	0.040	17.5
Endrin aldehyde	32.77	32.71	32.85	0.033	0.040	17.5
alpha-Chlordane	24.12	24.05	24.19	0.017	0.020	15.0
gamma-Chlordane	23.67	23.60	23.74	0.018	0.020	10.0
Tetrachloro-m-xylene	7.88	7.82	7.92	0.016	0.020	20.0
Decachlorobiphenyl	40.47	40.38	40.58	0.033	0.040	17.5

QC LIMITS: RPD of amounts in the Individual Mixes must be less than or equal to 25.0%.

8D
PESTICIDE ANALYTICAL SEQUENCE

0964

Lab Name: IEA/CT Contract:

Lab Code: IIEACT Case No.: 0060 SAS No.: SDG No.: Z0060

GC Column:RTX-35 ID: 0.53 (mm) Init. Calib. Date(s): 01/30/93 01/31/93

Instrument ID: HP58901A

THE ANALYTICAL SEQUENCE OF PERFORMANCE EVALUATION MIXTURES, BLANKS, SAMPLES, AND STANDARDS IS GIVEN BELOW:

MEAN SURROGATE RT FROM INITIAL CALIBRATION
TCX: 12.77 DCB: 40.66

	EPA SAMPLE NO.	LAB SAMPLE ID	DATE ANALYZED	TIME ANALYZED	TCX RT #	DCB RT #
01	RESC11	RESC11	01/30/93	1558	12.75	40.61
02	PEM79	PEM79	01/30/93	1652	12.75	40.61
03	AR166033	AR166033	01/30/93	1746	12.76	40.64
04	AR122123	AR122123	01/30/93	1840	12.76	40.63
05	AR123223	AR123223	01/30/93	1934	12.76	40.64
06	AR124233	AR124233	01/30/93	2027	12.76	40.64
07	AR124833	AR124833	01/30/93	2121	12.76	40.64
08	AR125433	AR125433	01/30/93	2215	12.76	40.65
09	TOXAPH23	TOXAPH23	01/30/93	2309	12.77	40.65
10	INDAL15	INDAL15	01/31/93	0003	12.76	40.65
11	INDBL15	INDBL15	01/31/93	0057	12.76	40.65
12	INDAM45	INDAM45	01/31/93	0150	12.76	40.65
13	INDBM45	INDBM45	01/31/93	0244	12.77	40.67
14	INDAH15	INDAH15	01/31/93	0338	12.78	40.68
15	INDBH15	INDBH15	01/31/93	0432	12.78	40.68
16	PIBLK03	PIBLK03	01/31/93	0526	12.77	40.68
17	PEM83	PEM83	01/31/93	0620	12.78	40.68
18	PIBLK37	PIBLK37	02/10/93	1149	12.77	40.64
19	PEM01	PEM01	02/10/93	1320	12.77	40.64
20	PBLK44	0121-B01	02/10/93	1414	12.76	40.63
21	S100MSB	0060002MSB	02/10/93	1508	12.77	40.63
22	ZZZZZ	0060002MSBX	02/10/93	1603		
23	S99	0060001	02/10/93	1657	12.76	40.62
24	S100DL	0060002DL	02/10/93	1751	0.00*	0.00*
25	S100	0060002	02/10/93	1844	12.76	40.63
26	S101DL	0060003DL	02/10/93	1938	0.00*	0.00*
27	S101	0060003	02/10/93	2032	0.00*	0.00*
28	S102DL	0060004DL	02/10/93	2126	0.00*	0.00*
29	S102	0060004	02/10/93	2220	12.76	0.00*
30	CS43DL	0060005DL	02/10/93	2314	0.00*	0.00*
31	PIBLK39	PIBLK39	02/11/93	0101	12.77	40.64
32	INDAM61	INDAM61	02/11/93	0155	12.76	40.63

QC LIMITS:
TCX = Tetrachloro-m-xylene (+/- 0.05 MINUTES)
DCB = Decachlorobiphenyl (+/- 0.10 MINUTES)

Column used to flag retention time values with an asterisk.
* Values outside of QC limits.

8D
PESTICIDE ANALYTICAL SEQUENCE

Lab Name: IEA/CT Contract:

Lab Code: IIEACT Case No.: 0060 SAS No.: SDG No.: Z0060

GC Column: RTX-35 ID: 0.53 (mm) Init. Calib. Date(s): 01/30/93 01/31/93

Instrument ID: HP58901A

THE ANALYTICAL SEQUENCE OF PERFORMANCE EVALUATION MIXTURES, BLANKS, SAMPLES, AND STANDARDS IS GIVEN BELOW:

MEAN SURROGATE RT FROM INITIAL CALIBRATION
TCX: 12.77 DCB: 40.66

	EPA SAMPLE NO.	LAB SAMPLE ID	DATE ANALYZED	TIME ANALYZED	TCX RT #	DCB RT #
01	INDBM61	INDBM61	02/11/93	0249	12.76	40.63
02	CS43	0060005	02/11/93	0343	12.76	40.58
03	ZZZZZ	HEXANE	02/11/93	0436		
04	FB011893	0060006	02/11/93	0530	12.76	40.62
05	PBLK53	0122-B05	02/11/93	0624	12.76	40.62
06	FB012093	0060016	02/11/93	0718	12.76	40.61
07	PBLK51	0122-B01	02/11/93	0811	12.76	40.62
08	CS75DL	0060008DL	02/11/93	0904	0.00*	0.00*
09	CS75	0060008	02/11/93	1005	12.77	40.63
10	S103	0060009	02/11/93	1058	~~12.74~~ 0.00*	0.00*
11	ZZZZZ	0060009	02/11/93	1151		
12	ZZZZZ	HEXANE	02/11/93	1245		
13	PIBLK41	PIBLK41	02/11/93	1431	12.74	40.58
14	PEM03	PEM03	02/11/93	1526	12.75	40.59
15	PIBLK45	PIBLK45	02/12/93	1544	12.80	40.71
16	PEM05	PEM05	02/12/93	1637	12.80	40.70
17	AR166041	AR166041	02/12/93	1731	12.79	40.69
18	AR124241	AR124241	02/12/93	1825	12.79	40.68
19	AR124841	AR124841	02/12/93	1919	12.78	40.68
20	AR125441	AR125441	02/12/93	2013	12.78	40.68
21	PBLK40	0119-B05	02/12/93	2107	12.78	40.68
22	~~S100STD~~ QC5STD	0060002STD	02/12/93	2201	12.79	40.69
23	ZZZZZ	0060002STDX	02/12/93	2255		
24	S100MS	0060002MS	02/12/93	2349	12.78	40.69
25	S100MSD	0060002MSD	02/13/93	0043	12.79	40.69
26	CS51DL	0060010DL	02/13/93	0137	12.79	40.71
27	ZZZZZ	HEXANE	02/13/93	0231		
28	PIBLK47	PIBLK47	02/13/93	0419	12.80	40.73
29	INDAM65	INDAM65	02/13/93	0513	12.80	40.73
30	INDBM65	INDBM65	02/13/93	0607	12.80	40.73
31	CS51	0060010	02/13/93	0701	12.80	40.72
32	ZZZZZ	HEXANE	02/13/93	0755		

QC LIMITS:
TCX = Tetrachloro-m-xylene (+/- 0.05 MINUTES)
DCB = Decachlorobiphenyl (+/- 0.10 MINUTES)

Column used to flag retention time values with an asterisk.
* Values outside of QC limits.

8D
PESTICIDE ANALYTICAL SEQUENCE

0966

Lab Name: IEA/CT Contract:

Lab Code: IIEACT Case No.: 0060 SAS No.: SDG No.: Z0060

GC Column:RTX-35 ID: 0.53 (mm) Init. Calib. Date(s): 01/30/93 01/31/93

Instrument ID: HP58901A

THE ANALYTICAL SEQUENCE OF PERFORMANCE EVALUATION MIXTURES, BLANKS, SAMPLES, AND STANDARDS IS GIVEN BELOW:

MEAN SURROGATE RT FROM INITIAL CALIBRATION
TCX: 12.77 DCB: 40.66

	EPA SAMPLE NO.	LAB SAMPLE ID	DATE ANALYZED	TIME ANALYZED	TCX RT #	DCB RT #
01	ZZZZZ	HEXANE	02/13/93	0849		
02	ZZZZZ	HEXANE	02/13/93	0943		
03	CS50DL	0060011DL	02/13/93	1037	12.79	0.00*
04	CS50	0060011	02/13/93	1131	12.79	0.00*
05	ZZZZZ	HEXANE	02/13/93	1224		
06	ZZZZZ	HEXANE	02/13/93	1318		
07	S115DL	0060012DL	02/13/93	1412	12.80	40.71
08	ZZZZZ	HEXANE	02/13/93	1506		
09	PIBLK49	PIBLK49	02/13/93	1654	12.79	40.73
10	PEM07	PEM07	02/13/93	1748	12.79	40.73
11	S115	0060012	02/13/93	1842	12.80	40.73
12	ZZZZZ	HEXANE	02/13/93	1936		
13	ZZZZZ	HEXANE	02/13/93	2029		
14	S113	0060013	02/13/93	2123	12.79	40.70
15	ZZZZZ	0060013	02/13/93	2216		
16	ZZZZZ	HEXANE	02/13/93	2309		
17	S111DL	0060014DL	02/14/93	0002	12.80	40.69
18	S111	0060014	02/14/93	0055	12.80	40.70
19	ZZZZZ	HEXANE	02/14/93	0148		
20	CS49	0060015	02/14/93	0242	12.80	40.70
21	ZZZZZ	HEXANE	02/14/93	0335		
22	PIBLK51	PIBLK51	02/14/93	0521	12.80	40.69
23	INDAM67	INDAM67	02/14/93	0614	12.80	40.69
24	INDBM67	INDBM67	02/14/93	0707	12.80	40.69
25	PIBLK53	PIBLK53	02/15/93	1529	12.79	40.68
26	PEM09	PEM09	02/15/93	1632	12.81	40.68
27	AR166043	AR166043	02/15/93	1728	12.79	40.68
28	AR124243	AR124243	02/15/93	1823	12.79	40.66
29	AR124843	AR124843	02/15/93	1917	12.79	40.67
30	AR125443	AR125443	02/15/93	2010	12.79	40.67
31	ZZZZZ	0120-B05	02/15/93	2104		
32	ZZZZZ	0067001	02/15/93	2158		

QC LIMITS:
TCX = Tetrachloro-m-xylene (+/- 0.05 MINUTES)
DCB = Decachlorobiphenyl (+/- 0.10 MINUTES)

Column used to flag retention time values with an asterisk.
* Values outside of QC limits.

8D
PESTICIDE ANALYTICAL SEQUENCE

Lab Name: IEA/CT Contract:

Lab Code: IIEACT Case No.: 0060 SAS No.: SDG No.: Z0060

GC Column:RTX-35 ID: 0.53 (mm) Init. Calib. Date(s): 01/30/93 01/31/93

Instrument ID: HP58901A

THE ANALYTICAL SEQUENCE OF PERFORMANCE EVALUATION MIXTURES, BLANKS, SAMPLES, AND STANDARDS IS GIVEN BELOW:

MEAN SURROGATE RT FROM INITIAL CALIBRATION
TCX: 12.77 DCB: 40.66

	EPA SAMPLE NO.	LAB SAMPLE ID	DATE ANALYZED	TIME ANALYZED	TCX RT #	DCB RT #
01	ZZZZZ	0067002	02/15/93	2252		
02	ZZZZZ	0067003MSD	02/15/93	2346		
03	ZZZZZ	HEXANE	02/16/93	0040		
04	ZZZZZ	HEXANE	02/16/93	0134		
05	PIBLK55	PIBLK55	02/16/93	0321	12.79	40.68
06	INDAM69	INDAM69	02/16/93	0415	12.79	40.67
07	INDBM69	INDBM69	02/16/93	0509	12.79	40.67
08	S103DL	0060009DL	02/16/93	0603	0.00*	0.00*
09	ZZZZZ	0060011	02/16/93	0657		
10	S114DL	0060017DL	02/16/93	0751	0.00*	0.00*
11	S114	0060017	02/16/93	0845	0.00*	0.00*
12	S112DL	0060018DL	02/16/93	0939	12.78	40.65
13	S112	0060018	02/16/93	1032	12.78	40.65
14	ZZZZZ	HEXANE	02/16/93	1125		
15	ZZZZZ	0060015	02/16/93	1218		
16	ZZZZZ	HEXANE	02/16/93	1857		
17	ZZZZZ	HEXANE	02/16/93	1951		
18	PIBLK57	PIBLK57	02/16/93	2139	12.78	40.65
19	PEM11	PEM11	02/16/93	2233	12.77	40.65
20	PIBLK69	PIBLK69	02/19/93	1917	12.81	40.72
21	PEM17	PEM17	02/19/93	2011	12.79	40.68
22	AR166045	AR166045	02/19/93	2125	12.81	40.68
23	AR124245	AR124245	02/19/93	2219	12.79	40.69
24	AR124845	AR124845	02/19/93	2313	12.79	40.68
25	AR125445	AR125445	02/20/93	0007	12.79	40.68
26	ZZZZZ	0203-B01	02/20/93	0101		
27	ZZZZZ	0202-B03	02/20/93	0155		
28	ZZZZZ	0060030	02/20/93	0249		
29	ZZZZZ	0600031	02/20/93	0343		
30	ZZZZZ	0060033	02/20/93	0437		
31	ZZZZZ	HEXANE	02/20/93	0531		
32	PIBLK71	PIBLK71	02/20/93	0719	12.78	40.65

QC LIMITS:
TCX = Tetrachloro-m-xylene (+/- 0.05 MINUTES)
DCB = Decachlorobiphenyl (+/- 0.10 MINUTES)

Column used to flag retention time values with an asterisk.
* Values outside of QC limits.

8D
PESTICIDE ANALYTICAL SEQUENCE

Lab Name: IEA/CT Contract:

Lab Code: IIEACT Case No.: 0060 SAS No.: SDG No.: Z0060

GC Column: RTX-35 ID: 0.53 (mm) Init. Calib. Date(s): 01/30/93 01/31/93

Instrument ID: HP58901A

THE ANALYTICAL SEQUENCE OF PERFORMANCE EVALUATION MIXTURES, BLANKS, SAMPLES, AND STANDARDS IS GIVEN BELOW:

MEAN SURROGATE RT FROM INITIAL CALIBRATION
TCX: 12.77 DCB: 40.66

	EPA SAMPLE NO.	LAB SAMPLE ID	DATE ANALYZED	TIME ANALYZED	TCX RT #	DCB RT #
01	INDAM77	INDAM77	02/20/93	0813	12.78	40.68
02	INDBM77	INDBM77	02/20/93	0911	12.79	40.67
03	ZZZZZ	0060034	02/20/93	1004		
04	ZZZZZ	0060034	02/20/93	1106		
05	ZZZZZ	HEXANE	02/20/93	1217		
06	ZZZZZ	006035	02/20/93	1347		
07	ZZZZZ	006011	02/20/93	1441		
08	ZZZZZ	HEXANE	02/20/93	1535		
09	S113DL	0060013DL	02/20/93	1629	0.00*	0.00 * ~~40.66~~
10	CS49DL	0060015DL	02/20/93	1723	0.00*	~~40.68~~ 0.00 *
11	ZZZZZ	0060023	02/20/93	1817		
12	ZZZZZ	0060024	02/20/93	1911		
13	PIBLK73	PIBLK73	02/20/93	2058	12.78	40.66
14	PEM19	PEM19	02/20/93	2152	12.79	40.66
15						
16						
17						
18						
19						
20						
21						
22						
23						
24						
25						
26						
27						
28						
29						
30						
31						
32						

QC LIMITS:
(+/- 0.05 MINUTES)
(+/- 0.10 MINUTES)

TCX = Tetrachloro-m-xylene
DCB = Decachlorobiphenyl

Column used to flag retention time values with an asterisk.
* Values outside of QC limits.

FORM VIII PEST

3/90

8D
PESTICIDE ANALYTICAL SEQUENCE

Lab Name: IEA/CT Contract:

Lab Code: IIEACT Case No.: 0060 SAS No.: SDG No.: Z0060

GC Column:DB-1701 ID: 0.53 (mm) Init. Calib. Date(s): 02/18/93 02/19/93

Instrument ID: HP58905B

THE ANALYTICAL SEQUENCE OF PERFORMANCE EVALUATION MIXTURES, BLANKS, SAMPLES, AND STANDARDS IS GIVEN BELOW:

MEAN SURROGATE RT FROM INITIAL CALIBRATION
TCX: 7.87 DCB: 40.48

	EPA SAMPLE NO.	LAB SAMPLE ID	DATE ANALYZED	TIME ANALYZED	TCX RT #	DCB RT #
01	RESCC3	RESCC3	02/18/93	2105	7.87	40.48
02	PEMI8	PEMI8	02/18/93	2159	7.86	40.48
03	AR1660D1	AR1660D1	02/18/93	2252	7.86	40.48
04	AR1221C5	AR1221C5	02/18/93	2346	7.87	40.47
05	AR1232C5	AR1232C5	02/19/93	0040	7.87	40.48
06	AR1242D1	AR1242D1	02/19/93	0134	7.87	40.48
07	AR1248D1	AR1248D1	02/19/93	0228	7.87	40.48
08	AR1254D1	AR1254D1	02/19/93	0322	7.87	40.48
09	TOXAPHC5	TOXAPHC5	02/19/93	0416	7.87	40.48
10	INDALC4	INDALC4	02/19/93	0510	7.86	40.48
11	INDBLC4	INDBLC4	02/19/93	0603	7.87	40.48
12	INDAMF6	INDAMF6	02/19/93	0657	7.87	40.48
13	INDBMF6	INDBMF6	02/19/93	0751	7.87	40.48
14	INDAHC3	INDAHC3	02/19/93	0845	7.87	40.48
15	INDBHC3	INDBHC3	02/19/93	0939	7.87	40.48
16	PIBLKJ7	PIBLKJ7	02/19/93	1033	7.87	40.48
17	PEMI9	PEMI9	02/19/93	1126	7.87	40.48
18	PIBLKK2	PIBLKK2	02/22/93	0814	7.86	40.45
19	PEMJ3	PEMJ3	02/22/93	0908	7.85	40.45
20	PBLK40	0119-B05	02/22/93	1011	7.85	40.46
21	FB011893	0060006	02/22/93	1120	7.86	40.46
22	PBLK51	0122-B01	02/22/93	1214	7.86	40.46
23	CS75DL	0060008DL	02/22/93	1308	0.00*	0.00*
24	ZZZZZ	0120-S05	02/22/93	1455		
25	ZZZZZ	0057009	02/22/93	1549		
26	CS75	0060008	02/22/93	1703	7.86	40.47
27	S103DL	0060009DL	02/22/93	1756	0.00*	0.00*
28	S103	0060009	02/22/93	1851	0.00*	0.00*
29	PIBLKK3	PIBLKK3	02/22/93	2038	7.87	40.48
30	INDAMF8	INDAMF8	02/22/93	2132	7.87	40.48
31	INDAMF8	INDAMF8	02/22/93	2226	7.87	40.48
32	CS51DL	0060010DL	02/22/93	2320	7.83	40.48

QC LIMITS:
TCX = Tetrachloro-m-xylene (+/- 0.05 MINUTES)
DCB = Decachlorobiphenyl (+/- 0.10 MINUTES)

Column used to flag retention time values with an asterisk.
* Values outside of QC limits.

8D
PESTICIDE ANALYTICAL SEQUENCE

0970

Lab Name: IEA/CT Contract:

Lab Code: IIEACT Case No.: 0060 SAS No.: SDG No.: Z0060

GC Column:DB-1701 ID: 0.53 (mm) Init. Calib. Date(s): 02/18/93 02/19/93

Instrument ID: HP58905B

THE ANALYTICAL SEQUENCE OF PERFORMANCE EVALUATION MIXTURES, BLANKS, SAMPLES, AND STANDARDS IS GIVEN BELOW:

MEAN SURROGATE RT FROM INITIAL CALIBRATION
TCX: 7.87 DCB: 40.48

	EPA SAMPLE NO.	LAB SAMPLE ID	DATE ANALYZED	TIME ANALYZED	TCX RT #	DCB RT #
01	CS51	0060010	02/23/93	0014	7.88	40.53
02	ZZZZZ	HEXANE	02/23/93	0108		
03	CS50DL	0060011DL	02/23/93	0202	7.83	40.49
04	CS50	0060011	02/23/93	0256	7.87	0.00*
05	S115DL	0060012DL	02/23/93	0349	7.84	40.51
06	S115	0060012	02/23/93	0443	7.86	40.47
07	ZZZZZ	HEXANE	02/23/93	0537		
08	S113DL	0060013DL	02/23/93	0631	0.00*	0.00*
09	S113	0060013	02/23/93	0725	7.82	40.46
10	PIBLKK4	PIBLKK4	02/23/93	0914	7.86	40.47
11	PEMJ4	PEMJ4	02/23/93	1007	7.87	40.47
12	AR1660D2	AR1660D2	02/23/93	1145	7.85	40.45
13	S111DL	0060014DL	02/23/93	1239	7.81*	40.46
14	S111	0060014	02/23/93	1332	7.86	40.46
15	CS49DL	0060015DL	02/23/93	1425	0.00*	0.00*
16	CS49	0060015	02/23/93	1520	7.82	40.46
17	PBLK44	0121-B01	02/23/93	1614	7.87	40.48
18	S100MSB	0060002MSB	02/23/93	1708	7.87	40.49
19	QCCKSTD	0060002STD	02/23/93	1802	7.88	40.49
20	ZZZZZ	0060002MSBX	02/23/93	1856		
21	S99	0060001	02/23/93	1949	7.88	40.48
22	PIBLKK5	PIBLKK5	02/23/93	2137	7.87	40.48
23	INDAMF9	INDAMF9	02/23/93	2231	7.87	40.48
24	INDBMF9	INDBMF9	02/23/93	2325	7.87	40.48
25	S100DL	0060002DL	02/24/93	0158	0.00*	0.00*
26	S100	0060002	02/24/93	0252	7.86	40.47
27	S101DL	0060003DL	02/24/93	0346	0.00*	0.00*
28	S101	0060003	02/24/93	0440	0.00*	0.00*
29	S102	0060004	02/24/93	0534	7.83	40.48
30	CS43	0060005	02/24/93	0627	7.83	0.00*
31	ZZZZZ	HEXANE	02/24/93	0721		
32	PIBLKK6	PIBLKK6	02/24/93	0909	7.86	40.47

QC LIMITS:
TCX = Tetrachloro-m-xylene (+/- 0.05 MINUTES)
DCB = Decachlorobiphenyl (+/- 0.10 MINUTES)

Column used to flag retention time values with an asterisk.
* Values outside of QC limits.

8D
PESTICIDE ANALYTICAL SEQUENCE

Lab Name: IEA/CT Contract:

Lab Code: IIEACT Case No.: 0060 SAS No.: SDG No.: Z0060

GC Column:DB-1701 ID: 0.53 (mm) Init. Calib. Date(s): 02/18/93 02/19/93

Instrument ID: HP58905B

THE ANALYTICAL SEQUENCE OF PERFORMANCE EVALUATION MIXTURES, BLANKS, SAMPLES, AND STANDARDS IS GIVEN BELOW:

MEAN SURROGATE RT FROM INITIAL CALIBRATION
TCX: 7.87 DCB: 40.48

	EPA SAMPLE NO.	LAB SAMPLE ID	DATE ANALYZED	TIME ANALYZED	TCX RT #	DCB RT #
01	PEMJ5	PEMJ5	02/24/93	1032	7.86	40.47
02	PBLK53	0122-B05	02/24/93	1229	7.86	40.45
03	FB012093	0060016	02/24/93	1322	7.87	40.45
04	S114DL	0060017DL	02/24/93	1436	0.00*	0.00*
05	S114	0060017	02/24/93	1536	0.00*	0.00*
06	S102DL	0060004DL	02/24/93	1630	0.00*	0.00*
07	CS43DL	0060005DL	02/24/93	1724	0.00*	0.00*
08	S100MS	0060002MS	02/24/93	1818	7.84	40.47
09	S100MSD	0060002MSD	02/24/93	1912	7.84	40.48
10	ZZZZZ	HEXANE	02/24/93	2006		
11	PIBLKK7	PIBLKK7	02/24/93	2154	7.88	40.47
12	INDAMG1	INDAMG1	02/24/93	2247	7.88	40.47
13	INDBMG1	INDBMG1	02/24/93	2352	7.88	40.47
14	S112DL	0060018DL	02/25/93	0046	7.84	40.46
15	S112	0060018	02/25/93	0140	7.88	40.47
16	ZZZZZ	HEXANE	02/25/93	0233		
17	ZZZZZ	0128-B01	02/25/93	0327		
18	ZZZZZ	0060019	02/25/93	0421		
19	ZZZZZ	0060019	02/25/93	0515		
20	ZZZZZ	0060020	02/25/93	0609		
21	ZZZZZ	0060020	02/25/93	0702		
22	ZZZZZ	HEXANE	02/25/93	0755		
23	PIBLKK8	PIBLKK8	02/25/93	0941	7.88	40.47
24	PEMJ6	PEMJ6	02/25/93	1034	7.88	40.47
25						
26						
27						
28						
29						
30						
31						
32						

QC LIMITS:
TCX = Tetrachloro-m-xylene (+/- 0.05 MINUTES)
DCB = Decachlorobiphenyl (+/- 0.10 MINUTES)

Column used to flag retention time values with an asterisk.
* Values outside of QC limits.

9A
PESTICIDE FLORISIL CARTRIDGE CHECK

0972

Lab Name: IEA/CT Contract:

Lab Code: IEACT Case No.: 0060 SAS No.: SDG No.: Z0060

Florisil Cartridge Lot Number: FLOF12501 Date of Analysis: 06/18/92

GC Column(1): RTX-35 ID: 0.53 (mm) GC Column(2): DB-1701 ID: 0.53 (mm)

COMPOUND	SPIKE ADDED (ng)	SPIKE RECOVERED (ng)	% REC #	QC LIMITS
alpha-BHC	10	9.3	93	80-120
gamma-BHC (Lindane)	10	8.3	83	80-120
Heptachlor	10	9.2	92	80-120
Endosulfan I	10	9.6	96	80-120
Dieldrin	20	20	100	80-120
Endrin	20	19	95	80-120
4,4'-DDD	20	19	95	80-120
4,4'-DDT	20	18	90	80-120
Methoxychlor	100	90	90	80-120
Tetrachloro-m-xylene	10	9.3	93	80-120
Decachlorobiphenyl	20	20	100	80-120

Column to be used to flag recovery with an asterisk.
* Values outside of QC limits.

THIS CARTRIDGE LOT APPLIES TO THE FOLLOWING SAMPLES, BLANKS, MS, AND MSD:

	EPA SAMPLE NO.	LAB SAMPLE ID	DATE ANALYZED 1	DATE ANALYZED 2
01	PBLK44	0121-B01	02/10/93	02/23/93
02	S100MSB	0060002MSB	02/10/93	02/23/93
03	S99	0060001	02/10/93	02/23/93
04	S100DL	0060002DL	02/10/93	02/24/93
05	S100	0060002	02/10/93	02/24/93
06	S101DL	0060003DL	02/10/93	02/24/93
07	S101	0060003	02/10/93	02/24/93
08	S102DL	0060004DL	02/10/93	02/24/93
09	S102	0060004	02/10/93	02/24/93
10	CS43DL	0060005DL	02/10/93	02/24/93
11	CS43	0060005	02/11/93	02/24/93
12	FB011893	0060006	02/11/93	02/22/93
13	PBLK53	0122-B05	02/11/93	02/24/93
14	FB012093	0060016	02/11/93	02/24/93
15	PBLK51	0122-B01	02/11/93	02/22/93
16	CS75DL	0060008DL	02/11/93	02/22/93
17	CS75	0060008	02/11/93	02/22/93
18	S103	0060009	02/11/93	02/22/93
19	PBLK40	0119-B05	02/12/93	02/22/93
20	QCCKSTD	0060002STD	02/12/93	02/23/93
21	S100MS	0060002MS	02/12/93	02/24/93
22	S100MSD	0060002MSD	02/13/93	02/24/93
23	CS51DL	0060010DL	02/13/93	02/22/93

9A
PESTICIDE FLORISIL CARTRIDGE CHECK

0973

Lab Name: IEA/CT Contract:

Lab Code: IEACT Case No.: 0060 SAS No.: SDG No.: Z0060

Florisil Cartridge Lot Number: FLOF12501 Date of Analysis: 06/18/92

GC Column(1): RTX-35 ID: 0.53 (mm) GC Column(2): DB-1701 ID: 0.53 (mm)

COMPOUND	SPIKE ADDED (ng)	SPIKE RECOVERED (ng)	% REC #	QC LIMITS
alpha-BHC	10	9.3	93	80-120
gamma-BHC (Lindane)	10	8.3	83	80-120
Heptachlor	10	9.2	92	80-120
Endosulfan I	10	9.6	96	80-120
Dieldrin	20	20	100	80-120
Endrin	20	19	95	80-120
4,4'-DDD	20	19	95	80-120
4,4'-DDT	20	18	90	80-120
Methoxychlor	100	90	90	80-120
Tetrachloro-m-xylene	10	9.3	93	80-120
Decachlorobiphenyl	20	20	100	80-120

Column to be used to flag recovery with an asterisk.
* Values outside of QC limits.

THIS CARTRIDGE LOT APPLIES TO THE FOLLOWING SAMPLES, BLANKS, MS, AND MSD:

	EPA SAMPLE NO.	LAB SAMPLE ID	DATE ANALYZED 1	DATE ANALYZED 2
01	CS51	0060010	02/13/93	02/23/93
02	CS50DL	0060011DL	02/13/93	02/23/93
03	CS50	0060011	02/13/93	02/23/93
04	S115DL	0060012DL	02/13/93	02/23/93
05	S115	0060012	02/13/93	02/23/93
06	S113	0060013	02/13/93	02/23/93
07	S111DL	0060014DL	02/14/93	02/23/93
08	S111	0060014	02/14/93	02/23/93
09	CS49	0060015	02/14/93	02/23/93
10	S103DL	0060009DL	02/16/93	02/22/93
11	S114DL	0060017DL	02/16/93	02/24/93
12	S114	0060017	02/16/93	02/24/93
13	S112DL	0060018DL	02/16/93	02/25/93
14	S112	0060018	02/16/93	02/25/93
15	S113DL	0060013DL	02/20/93	02/23/93
16	CS49DL	0060015DL	02/20/93	02/23/93
17				
18				
19				
20				
21				
22				
23				

9B
PESTICIDE GPC CALIBRATION

Lab Name: IEA/CT Contract:

Lab Code: IEACT Case No.: 0060 SAS No.: SDG No.: Z0060

GPC Column: SX-3 Calibration Date: 01/29/93

GC Column(1): RTX-35 ID: 0.53 (mm) GC Column(2): DB-1701 ID: 0.53 (mm)

COMPOUND	SPIKE ADDED (ng)	SPIKE RECOVERED (ng)	% REC #	QC LIMITS
gamma-BHC (Lindane)	0.020	0.019	95	80-110
Heptachlor	0.020	0.019	95	80-110
Aldrin	0.020	0.019	95	80-110
Dieldrin	0.040	0.039	98	80-110
Endrin	0.040	0.040	100	80-110
4,4'-DDT	0.040	0.042	105	80-110

Column to be used to flag recovery with an asterisk.
* Values outside of QC limits.

THIS GPC CALIBRATION APPLIES TO THE FOLLOWING SAMPLES, BLANKS, MS, AND MSD:

	EPA SAMPLE NO.	LAB SAMPLE ID	DATE ANALYZED 1	DATE ANALYZED 2
01	PBLK44	0121-B01	02/10/93	02/23/93
02	S100MSB	0060002MSB	02/10/93	02/23/93
03	S99	0060001	02/10/93	02/23/93
04	S100DL	0060002DL	02/10/93	02/24/93
05	S100	0060002	02/10/93	02/24/93
06	S101DL	0060003DL	02/10/93	02/24/93
07	S101	0060003	02/10/93	02/24/93
08	S102DL	0060004DL	02/10/93	02/24/93
09	S102	0060004	02/10/93	02/24/93
10	CS43DL	0060005DL	02/10/93	02/24/93
11	CS43	0060005	02/11/93	02/24/93
12	PBLK51	0122-B01	02/11/93	02/22/93
13	CS75DL	0060008DL	02/11/93	02/22/93
14	CS75	0060008	02/11/93	02/22/93
15	S103	0060009	02/11/93	02/22/93
16	QCCKSTD	0060002STD	02/12/93	02/23/93
17	S100MS	0060002MS	02/12/93	02/24/93
18	S100MSD	0060002MSD	02/13/93	02/24/93
19	CS51DL	0060010DL	02/13/93	02/22/93
20	CS51	0060010	02/13/93	02/23/93
21	CS50DL	0060011DL	02/13/93	02/23/93
22	CS50	0060011	02/13/93	02/23/93
23	S115DL	0060012DL	02/13/93	02/23/93
24	S115	0060012	02/13/93	02/23/93
25	S113	0060013	02/13/93	02/23/93
26	S111DL	0060014DL	02/14/93	02/23/93

9B
PESTICIDE GPC CALIBRATION

0975

Lab Name: IEA/CT Contract:

Lab Code: IEACT Case No.: 0060 SAS No.: SDG No.: Z0060

GPC Column: SX-3 Calibration Date: 01/29/93

GC Column(1): RTX-35 ID: 0.53 (mm) GC Column(2): DB-1701 ID: 0.53 (mm)

COMPOUND	SPIKE ADDED (ng)	SPIKE RECOVERED (ng)	% REC #	QC LIMITS
gamma-BHC (Lindane)	0.020	0.019	95	80-110
Heptachlor	0.020	0.019	95	80-110
Aldrin	0.020	0.019	95	80-110
Dieldrin	0.040	0.039	98	80-110
Endrin	0.040	0.040	100	80-110
4,4'-DDT	0.040	0.042	105	80-110

Column to be used to flag recovery with an asterisk.
* Values outside of QC limits.

THIS GPC CALIBRATION APPLIES TO THE FOLLOWING SAMPLES, BLANKS, MS, AND MSD:

	EPA SAMPLE NO.	LAB SAMPLE ID	DATE ANALYZED 1	DATE ANALYZED 2
01	S111	0060014	02/14/93	02/23/93
02	CS49	0060015	02/14/93	02/23/93
03	S103DL	0060009DL	02/16/93	02/22/93
04	S114DL	0060017DL	02/16/93	02/24/93
05	S114	0060017	02/16/93	02/24/93
06	S112DL	0060018DL	02/16/93	02/25/93
07	S112	0060018	02/16/93	02/25/93
08	S113DL	0060013DL	02/20/93	02/23/93
09	CS49DL	0060015DL	02/20/93	02/23/93
10				
11				
12				
13				
14				
15				
16				
17				
18				
19				
20				
21				
22				
23				
24				
25				
26				

10B
PESTICIDE IDENTIFICATION SUMMARY
FOR MULTICOMPONENT ANALYTES

EPA SAMPLE NO.

S99 0976

Lab Name: IEA/CT Contract:

Lab Code: IIEACT Case No.: 0060 SAS No.: SDG No.: Z0060

Lab Sample ID: 0060001 Date(s) Analyzed: 02/10/93 02/23/93

Instrument ID (1): HP58901A Instrument ID (2): HP58905B

GC Column(1):RTX-35 ID: 0.53 (mm) GC Column(2):DB-1701 ID: 0.53 (mm)

ANALYTE	PEAK	RT	RT WINDOW FROM	RT WINDOW TO	CONCENTRATION	MEAN CONCENTRATION	%D
	1	28.23	28.17	28.31	170.00		
Aroclor-1260	2	29.35	29.29	29.43	330.00		
	3	31.27	31.21	31.35	230.00		
COLUMN 1	4						
	5					250.00	
	1	30.26	30.19	30.33	150.00		
	2	32.23	32.14	32.28	72.00		
	3	33.81	33.73	33.87	140.00		
COLUMN 2	4						
	5					120.00	108.3
	1						
	2						
	3						
COLUMN 1	4						
	5						
	1						
	2						
	3						
COLUMN 2	4						
	5						
	1						
	2						
	3						
COLUMN 1	4						
	5						
	1						
	2						
	3						
COLUMN 2	4						
	5						

At least 3 peaks are required for identification of multicomponent analytes

10B
PESTICIDE IDENTIFICATION SUMMARY
FOR MULTICOMPONENT ANALYTES

EPA SAMPLE NO.

S100 0977

Lab Name: IEA/CT Contract:

Lab Code: IIEACT Case No.: 0060 SAS No.: SDG No.: Z0060

Lab Sample ID: 0060002 Date(s) Analyzed: 02/10/93 02/24/93

Instrument ID (1): HP58901A Instrument ID (2): HP58905B

GC Column(1):RTX-35 ID: 0.53 (mm) GC Column(2):DB-1701 ID: 0.53 (mm)

ANALYTE	PEAK	RT	RT WINDOW FROM	RT WINDOW TO	CONCENTRATION	MEAN CONCENTRATION	%D
	1	28.23	28.17	28.31	7800.00		
Aroclor-1260	2	29.36	29.29	29.43	13000.00		
	3	31.27	31.21	31.35	10000.00		
COLUMN 1	4						
	5					10000.00	
	1	30.26	30.19	30.33	6700.00		
	2	32.23	32.14	32.28	2400.00		
	3	33.80	33.73	33.87	7200.00		
COLUMN 2	4						
	5					5400.00	85.2
	1						
	2						
	3						
COLUMN 1	4						
	5						
	1						
	2						
	3						
COLUMN 2	4						
	5						
	1						
	2						
	3						
COLUMN 1	4						
	5						
	1						
	2						
	3						
COLUMN 2	4						
	5						

At least 3 peaks are required for identification of multicomponent analytes

10B
PESTICIDE IDENTIFICATION SUMMARY
FOR MULTICOMPONENT ANALYTES

EPA SAMPLE NO.

S100DL 0978

Lab Name: IEA/CT Contract:

Lab Code: IIEACT Case No.: 0060 SAS No.: SDG No.: Z0060

Lab Sample ID: 0060002DL Date(s) Analyzed: 02/10/93 02/24/93

Instrument ID (1): HP58901A Instrument ID (2): HP58905B

GC Column(1):RTX-35 ID: 0.53 (mm) GC Column(2):DB-1701.. ID: 0.53 (mm)

ANALYTE	PEAK	RT	RT WINDOW FROM	RT WINDOW TO	CONCENTRATION	MEAN CONCENTRATION	%D
	1	28.23	28.17	28.31	5700.00		
Aroclor-1260	2	29.36	29.29	29.43	6900.00		
	3	31.27	31.21	31.35	5600.00		
COLUMN 1	4						
	5					6100.00	
	1	30.26	30.19	30.33	4600.00		
	2	32.22	32.14	32.28	2200.00		
	3	33.80	33.73	33.87	5500.00		
COLUMN 2	4						
	5					4100.00	48.8
	1						
	2						
	3						
COLUMN 1	4						
	5						
	1						
	2						
	3						
COLUMN 2	4						
	5						
	1						
	2						
	3						
COLUMN 1	4						
	5						
	1						
	2						
	3						
COLUMN 2	4						
	5						

At least 3 peaks are required for identification of multicomponent analytes

10B
PESTICIDE IDENTIFICATION SUMMARY
FOR MULTICOMPONENT ANALYTES

EPA SAMPLE NO.

S101 0979

Lab Name: IEA/CT Contract:

Lab Code: IIEACT Case No.: 0060 SAS No.: SDG No.: Z0060

Lab Sample ID: 0060003 Date(s) Analyzed: 02/10/93 02/24/93

Instrument ID (1): HP58901A Instrument ID (2): HP58905B

GC Column(1):RTX-35 ID: 0.53 (mm) GC Column(2):DB-1701 ID: 0.53 (mm)

ANALYTE	PEAK	RT	RT WINDOW FROM	RT WINDOW TO	CONCENTRATION	MEAN CONCENTRATION	%D
Aroclor-1260 COLUMN 1	1	28.23	28.17	28.31	73000.00		
	2	29.36	29.29	29.43	110000.00		
	3	31.27	31.21	31.35	98000.00		
	4						
	5					95000.00	
COLUMN 2	1	30.26	30.19	30.33	66000.00		
	2	32.23	32.14	32.28	26000.00		
	3	33.80	33.73	33.87	81000.00		
	4						
	5					58000.00	63.8
_____ COLUMN 1	1						
	2						
	3						
	4						
	5						
COLUMN 2	1						
	2						
	3						
	4						
	5						
_____ COLUMN 1	1						
	2						
	3						
	4						
	5						
COLUMN 2	1						
	2						
	3						
	4						
	5						

At least 3 peaks are required for identification of multicomponent analytes

10B
PESTICIDE IDENTIFICATION SUMMARY
FOR MULTICOMPONENT ANALYTES

EPA SAMPLE NO.

S101DL 0980

Lab Name: IEA/CT Contract:

Lab Code: IIEACT Case No.: 0060 SAS No.: SDG No.: Z0060

Lab Sample ID: 0060003DL Date(s) Analyzed: 02/10/93 02/24/93

Instrument ID (1): HP58901A Instrument ID (2): HP58905B

GC Column(1):RTX-35 ID: 0.53 (mm) GC Column(2):DB-1701.. ID: 0.53 (mm)

ANALYTE	PEAK	RT	RT WINDOW FROM	RT WINDOW TO	CONCENTRATION	MEAN CONCENTRATION	%D
	1	28.23	28.17	28.31	92000.00		
Aroclor-1260	2	29.36	29.29	29.43	100000.00		
	3	31.27	31.21	31.35	94000.00		
COLUMN 1	4						
	5					96000.00	
	1	30.25	30.19	30.33	70000.00		
	2	32.22	32.14	32.28	42000.00		
	3	33.80	33.73	33.87	100000.00		
COLUMN 2	4						
	5					71000.00	35.2
	1						
	2						
	3						
COLUMN 1	4						
	5						
	1						
	2						
	3						
COLUMN 2	4						
	5						
	1						
	2						
	3						
COLUMN 1	4						
	5						
	1						
	2						
	3						
COLUMN 2	4						
	5						

At least 3 peaks are required for identification of multicomponent analytes

10B
PESTICIDE IDENTIFICATION SUMMARY
FOR MULTICOMPONENT ANALYTES

EPA SAMPLE NO.

S102 0981

Lab Name: IEA/CT Contract:

Lab Code: IIEACT Case No.: 0060 SAS No.: SDG No.: Z0060

Lab Sample ID: 0060004 Date(s) Analyzed: 02/10/93 02/24/93

Instrument ID (1): HP58901A Instrument ID (2): HP58905B

GC Column(1):RTX-35 ID: 0.53 (mm) GC Column(2):DB-1701 ID: 0.53 (mm)

ANALYTE	PEAK	RT	RT WINDOW FROM	RT WINDOW TO	CONCENTRATION	MEAN CONCENTRATION	%D
	1	28.23	28.17	28.31	1600.00		
Aroclor-1260	2	29.33	29.29	29.43	8000.00		
	3	31.27	31.21	31.35	2900.00		
COLUMN 1	4						
	5					4200.00	
	1	30.27	30.19	30.33	1700.00		
	2	32.23	32.14	32.28	850.00		
	3	33.80	33.73	33.87	1700.00		
COLUMN 2	4						
	5					1400.00	200.0
	1						
	2						
	3						
COLUMN 1	4						
	5						
	1						
	2						
	3						
COLUMN 2	4						
	5						
	1						
	2						
	3						
COLUMN 1	4						
	5						
	1						
	2						
	3						
COLUMN 2	4						
	5						

At least 3 peaks are required for identification of multicomponent analytes

10B
PESTICIDE IDENTIFICATION SUMMARY
FOR MULTICOMPONENT ANALYTES

EPA SAMPLE NO.

S102DL 0982

Lab Name: IEA/CT Contract:

Lab Code: IIEACT Case No.: 0060 SAS No.: SDG No.: Z0060

Lab Sample ID: 0060004DL Date(s) Analyzed: 02/10/93 02/24/93

Instrument ID (1): HP58901A Instrument ID (2): HP58905B

GC Column(1):RTX-35 ID: 0.53 (mm) GC Column(2):DB-1701 ID: 0.53 (mm)

ANALYTE	PEAK	RT	RT WINDOW FROM	RT WINDOW TO	CONCENTRATION	MEAN CONCENTRATION	%D
Aroclor-1260 COLUMN 1	1	28.23	28.17	28.31	2200.00		
	2	29.34	29.29	29.43	7400.00		
	3	31.27	31.21	31.35	2300.00		
	4						
	5					4000.00	
COLUMN 2	1	30.28	30.19	30.33	2300.00		
	2	32.24	32.14	32.28	2400.00		
	3	33.81	33.73	33.87	2200.00		
	4						
	5					2300.00	73.9
COLUMN 1	1						
	2						
	3						
	4						
	5						
COLUMN 2	1						
	2						
	3						
	4						
	5						
COLUMN 1	1						
	2						
	3						
	4						
	5						
COLUMN 2	1						
	2						
	3						
	4						
	5						

At least 3 peaks are required for identification of multicomponent analytes

10B
PESTICIDE IDENTIFICATION SUMMARY
FOR MULTICOMPONENT ANALYTES

EPA SAMPLE NO.

CS43 0983

Lab Name: IEA/CT Contract:

Lab Code: IIEACT Case No.: 0060 SAS No.: SDG No.: Z0060

Lab Sample ID: 0060005 Date(s) Analyzed: 02/11/93 02/24/93

Instrument ID (1): HP58901A Instrument ID (2): HP58905B

GC Column(1):RTX-35 ID: 0.53 (mm) GC Column(2):DB-1701 ID: 0.53 (mm)

ANALYTE	PEAK	RT	RT WINDOW FROM	RT WINDOW TO	CONCENTRATION	MEAN CONCENTRATION	%D
Aroclor-1260 COLUMN 1	1	28.22	28.17	28.31	670.00		
	2	29.35	29.29	29.43	2100.00		
	3	31.19	31.21	31.35	3400.00		
	4						
	5					2000.00	
COLUMN 2	1	30.26	30.19	30.33	480.00		
	2	32.22	32.14	32.28	120.00		
	3	33.60	33.73	33.87	3600.00		
	4						
	5					1400.00	42.8
COLUMN 1	1						
	2						
	3						
	4						
	5						
COLUMN 2	1						
	2						
	3						
	4						
	5						
COLUMN 1	1						
	2						
	3						
	4						
	5						
COLUMN 2	1						
	2						
	3						
	4						
	5						

At least 3 peaks are required for identification of multicomponent analytes

10B
PESTICIDE IDENTIFICATION SUMMARY
FOR MULTICOMPONENT ANALYTES

EPA SAMPLE NO.

CS43DL 0984

Lab Name: IEA/CT Contract:

Lab Code: IIEACT Case No.: 0060 SAS No.: SDG No.: Z0060

Lab Sample ID: 0060005DL Date(s) Analyzed: 02/10/93 02/24/93

Instrument ID (1): HP58901A Instrument ID (2): HP58905B

GC Column(1):RTX-35 ID: 0.53 (mm) GC Column(2):DB-1701.. ID: 0.53 (mm)

ANALYTE	PEAK	RT	RT WINDOW FROM	RT WINDOW TO	CONCENTRATION	MEAN CONCENTRATION	%D
Aroclor-1260 COLUMN 1	1	~~28.23~~	~~28.17~~	~~28.31~~	~~2800.00~~		
	2	~~29.35~~	~~29.29~~	~~29.43~~	~~5000.00~~		
	3	~~31.21~~	~~31.21~~	~~31.35~~	~~1800.00~~		
	4						
	5					~~3200.00~~	
COLUMN 2	1	30.28	30.19	30.33	750.00		
	2	32.10	32.14	32.28	960.00		
	3	33.62	33.73	33.87	7200.00		
	4						
	5					3000.00	~~6.7~~
_____ COLUMN 1	1						
	2						
	3						
	4						
	5						
COLUMN 2	1						
	2						
	3						
	4						
	5						
_____ COLUMN 1	1						
	2						
	3						
	4						
	5						
COLUMN 2	1						
	2						
	3						
	4						
	5						

VM 3/3/93

At least 3 peaks are required for identification of multicomponent analytes

FORM X PEST-2 3/90

10B
PESTICIDE IDENTIFICATION SUMMARY
FOR MULTICOMPONENT ANALYTES

EPA SAMPLE NO.
0985

CS75

Lab Name: IEA/CT Contract:

Lab Code: IIEACT Case No.: 0060 SAS No.: SDG No.: Z0060

Lab Sample ID: 0060008 Date(s) Analyzed: 02/11/93 02/22/93

Instrument ID (1): HP58901A Instrument ID (2): HP58905B

GC Column(1):RTX-35 ID: 0.53 (mm) GC Column(2):DB-1701 ID: 0.53 (mm)

ANALYTE	PEAK	RT	RT WINDOW FROM	RT WINDOW TO	CONCENTRATION	MEAN CONCENTRATION	%D
Aroclor-1260 COLUMN 1	1	28.23	28.17	28.31	5900.00		
	2	29.36	29.29	29.43	15000.00		
	3	31.27	31.21	31.35	5500.00		
	4						
	5					8900.00	
COLUMN 2	1	30.26	30.19	30.33	5500.00		
	2	32.22	32.14	32.28	1700.00		
	3	33.80	33.73	33.87	3500.00		
	4						
	5					3600.00	147.2
COLUMN 1	1						
	2						
	3						
	4						
	5						
COLUMN 2	1						
	2						
	3						
	4						
	5						
COLUMN 1	1						
	2						
	3						
	4						
	5						
COLUMN 2	1						
	2						
	3						
	4						
	5						

At least 3 peaks are required for identification of multicomponent analytes

10B
PESTICIDE IDENTIFICATION SUMMARY
FOR MULTICOMPONENT ANALYTES

EPA SAMPLE NO.

CS75DL 0986

Lab Name: IEA/CT Contract:

Lab Code: IIEACT Case No.: 0060 SAS No.: SDG No.: Z0060

Lab Sample ID: 0060008DL Date(s) Analyzed: 02/11/93 02/22/93

Instrument ID (1): HP58901A Instrument ID (2): HP58905B

GC Column(1):RTX-35 ID: 0.53 (mm) GC Column(2):DB-1701 ID: 0.53 (mm)

ANALYTE	PEAK	RT	RT WINDOW FROM	RT WINDOW TO	CONCENTRATION	MEAN CONCENTRATION	%D
Aroclor-1260 COLUMN 1	1	28.23	28.17	28.31	8000.00		
	2	29.36	29.29	29.43	12000.00		
	3	31.27	31.21	31.35	6100.00		
	4						
	5					8700.00	
COLUMN 2	1	30.24	30.19	30.33	8200.00		
	2	32.20	32.14	32.28	5100.00		
	3	33.78	33.73	33.87	7500.00		
	4						
	5					6900.00	26.1
_____ COLUMN 1	1						
	2						
	3						
	4						
	5						
COLUMN 2	1						
	2						
	3						
	4						
	5						
_____ COLUMN 1	1						
	2						
	3						
	4						
	5						
COLUMN 2	1						
	2						
	3						
	4						
	5						

At least 3 peaks are required for identification of multicomponent analytes

10B
PESTICIDE IDENTIFICATION SUMMARY
FOR MULTICOMPONENT ANALYTES

EPA SAMPLE NO.

S103 0987

Lab Name: IEA/CT Contract:

Lab Code: IIEACT Case No.: 0060 SAS No.: SDG No.: Z0060

Lab Sample ID: 0060009 Date(s) Analyzed: 02/11/93 02/22/93

Instrument ID (1): HP58901A Instrument ID (2): HP58905B

GC Column(1):RTX-35 ID: 0.53 (mm) GC Column(2):DB-1701 ID: 0.53 (mm)

ANALYTE	PEAK	RT	RT WINDOW FROM	RT WINDOW TO	CONCENTRATION	MEAN CONCENTRATION	%D
Aroclor-1260 COLUMN 1	1	28.22	28.17	28.31	67000.00		
	2	29.35	29.29	29.43	130000.00		
	3	31.26	31.21	31.35	56000.00		
	4						
	5					84000.00	
COLUMN 2	1	30.26	30.19	30.33	61000.00		
	2	32.23	32.14	32.28	18000.00		
	3	33.81	33.73	33.87	40000.00		
	4						
	5					40000.00	110.0
COLUMN 1	1						
	2						
	3						
	4						
	5						
COLUMN 2	1						
	2						
	3						
	4						
	5						
COLUMN 1	1						
	2						
	3						
	4						
	5						
COLUMN 2	1						
	2						
	3						
	4						
	5						

At least 3 peaks are required for identification of multicomponent analytes

10B
PESTICIDE IDENTIFICATION SUMMARY
FOR MULTICOMPONENT ANALYTES

EPA SAMPLE NO.

S103DL 0988

Lab Name: IEA/CT Contract:

Lab Code: IIEACT Case No.: 0060 SAS No.: SDG No.: Z0060

Lab Sample ID: 0060009DL Date(s) Analyzed: 02/16/93 02/22/93

Instrument ID (1): HP58901A Instrument ID (2): HP58905B

GC Column(1):RTX-35 ID: 0.53 (mm) GC Column(2):DB-1701 ID: 0.53 (mm)

ANALYTE	PEAK	RT	RT WINDOW FROM	RT WINDOW TO	CONCENTRATION	MEAN CONCENTRATION	%D
Aroclor-1260 COLUMN 1	1	28.25	28.17	28.31	92000.00		
	2	29.38	29.29	29.43	140000.00		
	3	31.29	31.21	31.35	49000.00		
	4						
	5					94000.00	
COLUMN 2	1	30.26	30.19	30.33	78000.00		
	2	32.22	32.14	32.28	47000.00		
	3	33.80	33.73	33.87	70000.00		
	4						
	5					65000.00	44.6
COLUMN 1	1						
	2						
	3						
	4						
	5						
COLUMN 2	1						
	2						
	3						
	4						
	5						
COLUMN 1	1						
	2						
	3						
	4						
	5						
COLUMN 2	1						
	2						
	3						
	4						
	5						

At least 3 peaks are required for identification of multicomponent analytes

10B
PESTICIDE IDENTIFICATION SUMMARY
FOR MULTICOMPONENT ANALYTES

EPA SAMPLE NO.

CS51

0989

Lab Name: IEA/CT Contract:

Lab Code: IIEACT Case No.: 0060 SAS No.: SDG No.: Z0060

Lab Sample ID: 0060010 Date(s) Analyzed: 02/13/93 02/23/93

Instrument ID (1): HP58901A Instrument ID (2): HP58905B

GC Column(1):RTX-35 ID: 0.53 (mm) GC Column(2):DB-1701.. ID: 0.53 (mm)

ANALYTE	PEAK	RT	RT WINDOW FROM	RT WINDOW TO	CONCENTRATION	MEAN CONCENTRATION	%D
	1	28.28	28.17	28.31	950.00		
Aroclor-1260	2	29.43	29.29	29.43	3100.00		
	3	31.38	31.21	31.35	1500.00		
COLUMN 1	4						
	5					1900.00	
	1	30.31	30.19	30.33	1200.00		
	2	32.27	32.14	32.28	720.00		
	3	33.85	33.73	33.87	1400.00		
COLUMN 2	4						
	5					1100.00	72.7
	1						
	2						
	3						
COLUMN 1	4						
	5						
	1						
	2						
	3						
COLUMN 2	4						
	5						
	1						
	2						
	3						
COLUMN 1	4						
	5						
	1						
	2						
	3						
COLUMN 2	4						
	5						

At least 3 peaks are required for identification of multicomponent analytes

10B
PESTICIDE IDENTIFICATION SUMMARY
FOR MULTICOMPONENT ANALYTES

EPA SAMPLE NO.

CS51DL 0990

Lab Name: IEA/CT Contract:

Lab Code: IIEACT Case No.: 0060 SAS No.: SDG No.: Z0060

Lab Sample ID: 0060010DL Date(s) Analyzed: 02/13/93 02/22/93

Instrument ID (1): HP58901A Instrument ID (2): HP58905B

GC Column(1):RTX-35 ID: 0.53 (mm) GC Column(2):DB-1701 ID: 0.53 (mm)

ANALYTE	PEAK	RT	RT WINDOW FROM	RT WINDOW TO	CONCENTRATION	MEAN CONCENTRATION	%D
	1	28.25	28.17	28.31	1300.00		
Aroclor-1260	2	29.39	29.29	29.43	2600.00		
	3	31.31	31.21	31.35	2100.00		
COLUMN 1	4						
	5					2000.00	
	1	30.27	30.19	30.33	1200.00		
	2	32.23	32.14	32.28	760.00		
	3	33.81	33.73	33.87	1300.00		
COLUMN 2	4						
	5					1100.00	81.8
	1						
	2						
	3						
COLUMN 1	4						
	5						
	1						
	2						
	3						
COLUMN 2	4						
	5						
	1						
	2						
	3						
COLUMN 1	4						
	5						
	1						
	2						
	3						
COLUMN 2	4						
	5						

At least 3 peaks are required for identification of multicomponent analytes

10B
PESTICIDE IDENTIFICATION SUMMARY
FOR MULTICOMPONENT ANALYTES 0991

EPA SAMPLE NO.

CS50

Lab Name: IEA/CT Contract:

Lab Code: IIEACT Case No.: 0060 SAS No.: SDG No.: Z0060

Lab Sample ID: 0060011 Date(s) Analyzed: 02/13/93 02/23/93

Instrument ID (1): HP58901A Instrument ID (2): HP58905B

GC Column(1):RTX-35 ID: 0.53 (mm) GC Column(2):DB-1701.. ID: 0.53 (mm)

ANALYTE	PEAK	RT	RT WINDOW FROM	RT WINDOW TO	CONCENTRATION	MEAN CONCENTRATION	%D
	1	28.25	28.17	28.31	290.00		
Aroclor-1260	2	29.36	29.29	29.43	2000.00		
	3	31.30	31.21	31.35	600.00		
COLUMN 1	4						
	5					960.00	
	1	30.26	30.19	30.33	250.00		
	2	32.24	32.14	32.28	150.00		
	3	33.80	33.73	33.87	340.00		
COLUMN 2	4						
	5					250.00	284.0
	1						
	2						
	3						
COLUMN 1	4						
	5						
	1						
	2						
	3						
COLUMN 2	4						
	5						
	1						
	2						
	3						
COLUMN 1	4						
	5						
	1						
	2						
	3						
COLUMN 2	4						
	5						

At least 3 peaks are required for identification of multicomponent analytes

10B
PESTICIDE IDENTIFICATION SUMMARY
FOR MULTICOMPONENT ANALYTES

0992

EPA SAMPLE NO.

CS50DL

Lab Name: IEA/CT Contract:

Lab Code: IIEACT Case No.: 0060 SAS No.: SDG No.: Z0060

Lab Sample ID: 0060011DL Date(s) Analyzed: 02/13/93 02/23/93

Instrument ID (1): HP58901A Instrument ID (2): HP58905B

GC Column(1):RTX-35 ID: 0.53 (mm) GC Column(2):DB-1701 ID: 0.53 (mm)

ANALYTE	PEAK	RT	RT WINDOW FROM	RT WINDOW TO	CONCENTRATION	MEAN CONCENTRATION	%D
Aroclor-1260 COLUMN 1	1	28.25	28.17	28.31	160.00		
	2	29.34	29.29	29.43	2800.00		
	3	31.30	31.21	31.35	500.00		
	4						
	5					1100.00	
COLUMN 2	1	30.26	30.19	30.33	350.00		
	2	32.23	32.14	32.28	270.00		
	3	33.80	33.73	33.87	190.00		
	4						
	5					270.00	307.4
COLUMN 1	1						
	2						
	3						
	4						
	5						
COLUMN 2	1						
	2						
	3						
	4						
	5						
COLUMN 1	1						
	2						
	3						
	4						
	5						
COLUMN 2	1						
	2						
	3						
	4						
	5						

At least 3 peaks are required for identification of multicomponent analytes

10B
PESTICIDE IDENTIFICATION SUMMARY
FOR MULTICOMPONENT ANALYTES

0993

EPA SAMPLE NO.

S115

Lab Name: IEA/CT Contract:

Lab Code: IIEACT Case No.: 0060 SAS No.: SDG No.: Z0060

Lab Sample ID: 0060012 Date(s) Analyzed: 02/13/93 02/23/93

Instrument ID (1): HP58901A Instrument ID (2): HP58905B

GC Column(1):RTX-35 ID: 0.53 (mm) GC Column(2):DB-1701 ID: 0.53 (mm)

ANALYTE	PEAK	RT	RT WINDOW FROM	RT WINDOW TO	CONCENTRATION	MEAN CONCENTRATION	%D
	1	28.26	28.17	28.31	810.00		
Aroclor-1260	2	29.38	29.29	29.43	2200.00		
	3	31.32	31.21	31.35	1000.00		
COLUMN 1	4						
	5					1400.00	
	1	30.25	30.19	30.33	570.00		
	2	32.22	32.14	32.28	220.00		
	3	33.80	33.73	33.87	660.00		
COLUMN 2	4						
	5					480.00	191.7
	1						
	2						
	3						
COLUMN 1	4						
	5						
	1						
	2						
	3						
COLUMN 2	4						
	5						
	1						
	2						
	3						
COLUMN 1	4						
	5						
	1						
	2						
	3						
COLUMN 2	4						
	5						

At least 3 peaks are required for identification of multicomponent analytes

10B
PESTICIDE IDENTIFICATION SUMMARY
FOR MULTICOMPONENT ANALYTES

0994

EPA SAMPLE NO.

S115DL

Lab Name: IEA/CT Contract:

Lab Code: IIEACT Case No.: 0060 SAS No.: SDG No.: Z0060

Lab Sample ID: 0060012DL Date(s) Analyzed: 02/13/93 02/23/93

Instrument ID (1): HP58901A Instrument ID (2): HP58905B

GC Column(1):RTX-35 ID: 0.53 (mm) GC Column(2):DB-1701 ID: 0.53 (mm)

ANALYTE	PEAK	RT	RT WINDOW FROM	RT WINDOW TO	CONCENTRATION	MEAN CONCENTRATION	%D
	1	28.26	28.17	28.31	1200.00		
Aroclor-1260	2	29.39	29.29	29.43	1600.00		
	3	31.31	31.21	31.35	1100.00		
COLUMN 1	4						
	5					1300.00	
	1	30.26	30.19	30.33	650.00		
	2	32.22	32.14	32.28	290.00		
	3	33.80	33.73	33.87	840.00		
COLUMN 2	4						
	5					590.00	120.3
	1						
	2						
	3						
COLUMN 1	4						
	5						
	1						
	2						
	3						
COLUMN 2	4						
	5						
	1						
	2						
	3						
COLUMN 1	4						
	5						
	1						
	2						
	3						
COLUMN 2	4						
	5						

At least 3 peaks are required for identification of multicomponent analytes

10B
PESTICIDE IDENTIFICATION SUMMARY
FOR MULTICOMPONENT ANALYTES

EPA SAMPLE NO.

0995 S113

Lab Name: IEA/CT Contract:

Lab Code: IIEACT Case No.: 0060 SAS No.: SDG No.: Z0060

Lab Sample ID: 0060013 Date(s) Analyzed: 02/13/93 02/23/93

Instrument ID (1): HP58901A Instrument ID (2): HP58905B

GC Column(1):RTX-35 ID: 0.53 (mm) GC Column(2):DB-1701 ID: 0.53 (mm)

ANALYTE	PEAK	RT	RT WINDOW FROM	RT WINDOW TO	CONCENTRATION	MEAN CONCENTRATION	%D
Aroclor-1260 COLUMN 1	1	28.26	28.17	28.31	4900.00		
	2	29.39	29.29	29.43	7600.00		
	3	31.32	31.21	31.35	8800.00		
	4						
	5					7100.00	
COLUMN 2	1	30.25	30.19	30.33	3700.00		
	2	32.22	32.14	32.28	1600.00		
	3	33.79	33.73	33.87	4200.00		
	4						
	5					3100.00	129.0
COLUMN 1	1						
	2						
	3						
	4						
	5						
COLUMN 2	1						
	2						
	3						
	4						
	5						
COLUMN 1	1						
	2						
	3						
	4						
	5						
COLUMN 2	1						
	2						
	3						
	4						
	5						

At least 3 peaks are required for identification of multicomponent analytes

10B
PESTICIDE IDENTIFICATION SUMMARY
FOR MULTICOMPONENT ANALYTES

EPA SAMPLE NO.
0996
S113DL

Lab Name: IEA/CT Contract:

Lab Code: IIEACT Case No.: 0060 SAS No.: SDG No.: Z0060

Lab Sample ID: 0060013DL Date(s) Analyzed: 02/20/93 02/23/93

Instrument ID (1): HP58901A Instrument ID (2): HP58905B

GC Column(1):RTX-35 ID: 0.53 (mm) GC Column(2):DB-1701 ID: 0.53 (mm)

ANALYTE	PEAK	RT	RT WINDOW FROM	RT WINDOW TO	CONCENTRATION	MEAN CONCENTRATION	%D
	1	28.24	28.17	28.31	7900.00		
Aroclor-1260	2	29.37	29.29	29.43	9400.00		
	3	31.29	31.21	31.35	8200.00		
COLUMN 1	4						
	5					8500.00	
	1	30.25	30.19	30.33	3300.00		
	2	32.22	32.14	32.28	2300.00		
	3	33.79	33.73	33.87	4600.00		
COLUMN 2	4						
	5					3400.00	150.0
	1						
	2						
	3						
COLUMN 1	4						
	5						
	1						
	2						
	3						
COLUMN 2	4						
	5						
	1						
	2						
	3						
COLUMN 1	4						
	5						
	1						
	2						
	3						
COLUMN 2	4						
	5						

At least 3 peaks are required for identification of multicomponent analytes

10B
PESTICIDE IDENTIFICATION SUMMARY
FOR MULTICOMPONENT ANALYTES

EPA SAMPLE NO.

S111 0997

Lab Name: IEA/CT Contract:

Lab Code: IIEACT Case No.: 0060 SAS No.: SDG No.: Z0060

Lab Sample ID: 0060014 Date(s) Analyzed: 02/14/93 02/23/93

Instrument ID (1): HP58901A Instrument ID (2): HP58905B

GC Column(1):RTX-35 ID: 0.53 (mm) GC Column(2):DB-1701 ID: 0.53 (mm)

ANALYTE	PEAK	RT	RT WINDOW FROM	RT WINDOW TO	CONCENTRATION	MEAN CONCENTRATION	%D
	1	28.27	28.17	28.31	970.00		
Aroclor-1260	2	29.40	29.29	29.43	1900.00		
	3	31.35	31.21	31.35	1500.00		
COLUMN 1	4						
	5					1400.00	
	1	30.24	30.19	30.33	1700.00		
	2	32.21	32.14	32.28	510.00		
	3	33.78	33.73	33.87	1700.00		
COLUMN 2	4						
	5					1300.00	7.7
	1						
	2						
	3						
COLUMN 1	4						
	5						
	1						
	2						
	3						
COLUMN 2	4						
	5						
	1						
	2						
	3						
COLUMN 1	4						
	5						
	1						
	2						
	3						
COLUMN 2	4						
	5						

At least 3 peaks are required for identification of multicomponent analytes

10B
PESTICIDE IDENTIFICATION SUMMARY
FOR MULTICOMPONENT ANALYTES

EPA SAMPLE NO.

S111DL 0998

Lab Name: IEA/CT Contract:

Lab Code: IIEACT Case No.: 0060 SAS No.: SDG No.: Z0060

Lab Sample ID: 0060014DL Date(s) Analyzed: 02/14/93 02/23/93

Instrument ID (1): HP58901A Instrument ID (2): HP58905B

GC Column(1):RTX-35 ID: 0.53 (mm) GC Column(2):DB-1701 ID: 0.53 (mm)

ANALYTE	PEAK	RT	RT WINDOW FROM	RT WINDOW TO	CONCENTRATION	MEAN CONCENTRATION	%D
Aroclor-1260 COLUMN 1	1	28.26	28.17	28.31	2000.00		
	2	29.39	29.29	29.43	3200.00		
	3	31.31	31.21	31.35	3000.00		
	4						
	5					2700.00	
COLUMN 2	1	30.24	30.19	30.33	1700.00		
	2	32.21	32.14	32.28	740.00		
	3	33.78	33.73	33.87	2000.00		
	4						
	5					1500.00	80.0
COLUMN 1	1						
	2						
	3						
	4						
	5						
COLUMN 2	1						
	2						
	3						
	4						
	5						
COLUMN 1	1						
	2						
	3						
	4						
	5						
COLUMN 2	1						
	2						
	3						
	4						
	5						

At least 3 peaks are required for identification of multicomponent analytes

10B
PESTICIDE IDENTIFICATION SUMMARY
FOR MULTICOMPONENT ANALYTES

EPA SAMPLE NO.

CS49 0990

Lab Name: IEA/CT Contract:

Lab Code: IIEACT Case No.: 0060 SAS No.: SDG No.: Z0060

Lab Sample ID: 0060015 Date(s) Analyzed: 02/14/93 02/23/93

Instrument ID (1): HP58901A Instrument ID (2): HP58905B

GC Column(1):RTX-35 ID: 0.53 (mm) GC Column(2):DB-1701 ID: 0.53 (mm)

ANALYTE	PEAK	RT	RT WINDOW FROM	RT WINDOW TO	CONCENTRATION	MEAN CONCENTRATION	%D
	1	28.25	28.17	28.31	5700.00		
Aroclor-1260	2	29.39	29.29	29.43	10000.00		
	3	31.30	31.21	31.35	7700.00		
COLUMN 1	4						
	5					7900.00	
	1	30.25	30.19	30.33	3400.00		
	2	32.22	32.14	32.28	1300.00		
	3	33.79	33.73	33.87	3700.00		
COLUMN 2	4						
	5					2800.00	182.1
	1						
	2						
	3						
COLUMN 1	4						
	5						
	1						
	2						
	3						
COLUMN 2	4						
	5						
	1						
	2						
	3						
COLUMN 1	4						
	5						
	1						
	2						
	3						
COLUMN 2	4						
	5						

At least 3 peaks are required for identification of multicomponent analytes

10B
PESTICIDE IDENTIFICATION SUMMARY
FOR MULTICOMPONENT ANALYTES

EPA SAMPLE NO.

CS49DL 1000

Lab Name: IEA/CT Contract:

Lab Code: IIEACT Case No.: 0060 SAS No.: SDG No.: Z0060

Lab Sample ID: 0060015DL Date(s) Analyzed: 02/20/93 02/23/93

Instrument ID (1): HP58901A Instrument ID (2): HP58905B

GC Column(1):RTX-35 ID: 0.53 (mm) GC Column(2):DB-1701 ID: 0.53 (mm)

ANALYTE	PEAK	RT	RT WINDOW FROM	RT WINDOW TO	CONCENTRATION	MEAN CONCENTRATION	%D
Aroclor-1260 COLUMN 1	1	28.24	28.17	28.31	5900.00		
	2	29.37	29.29	29.43	9200.00		
	3	31.29	31.21	31.35	5700.00		
	4						
	5					6900.00	
COLUMN 2	1	30.24	30.19	30.33	3100.00		
	2	32.20	32.14	32.28	1600.00		
	3	33.78	33.73	33.87	5900.00		
	4						
	5					3500.00	97.1
_____ COLUMN 1	1						
	2						
	3						
	4						
	5						
COLUMN 2	1						
	2						
	3						
	4						
	5						
_____ COLUMN 1	1						
	2						
	3						
	4						
	5						
COLUMN 2	1						
	2						
	3						
	4						
	5						

At least 3 peaks are required for identification of multicomponent analytes

IEA Pesticide Standard Report

ıple Name : AR166043 Inj on 1728 15Feb1993

sult File :/DATA/LOOP/RESULT/A1209303.RES INSTRUMENT: HP58901A

Column Type : RTX-35 30-Meter,0.53mm ID Inj. Vol. : 1 ul



10B
PESTICIDE IDENTIFICATION SUMMARY
FOR MULTICOMPONENT ANALYTES

EPA SAMPLE NO.

S114 1001

Lab Name: IEA/CT Contract:

Lab Code: IIEACT Case No.: 0060 SAS No.: SDG No.: Z0060

Lab Sample ID: 0060017 Date(s) Analyzed: 02/16/93 02/24/93

Instrument ID (1): HP58901A Instrument ID (2): HP58905B

GC Column(1):RTX-35 ID: 0.53 (mm) GC Column(2):DB-1701 ID: 0.53 (mm)

ANALYTE	PEAK	RT	RT WINDOW FROM	RT WINDOW TO	CONCENTRATION	MEAN CONCENTRATION	%D
Aroclor-1260 COLUMN 1	1	28.27	28.17	28.31	130000.00		
	2	29.41	29.29	29.43	200000.00		
	3	31.36	31.21	31.35	190000.00		
	4						
	5					170000.00	
COLUMN 2	1	30.26	30.19	30.33	140000.00		
	2	32.23	32.14	32.28	54000.00		
	3	33.80	33.73	33.87	160000.00		
	4						
	5					120000.00	41.7
COLUMN 1	1						
	2						
	3						
	4						
	5						
COLUMN 2	1						
	2						
	3						
	4						
	5						
COLUMN 1	1						
	2						
	3						
	4						
	5						
COLUMN 2	1						
	2						
	3						
	4						
	5						

At least 3 peaks are required for identification of multicomponent analytes

10B
PESTICIDE IDENTIFICATION SUMMARY
FOR MULTICOMPONENT ANALYTES

EPA SAMPLE NO.

S114DL

1002

Lab Name: IEA/CT Contract:

Lab Code: IIEACT Case No.: 0060 SAS No.: SDG No.: Z0060

Lab Sample ID: 0060017DL Date(s) Analyzed: 02/16/93 02/24/93

Instrument ID (1): HP58901A Instrument ID (2): HP58905B

GC Column(1):RTX-35 ID: 0.53 (mm) GC Column(2):DB-1701.. ID: 0.53 (mm)

ANALYTE	PEAK	RT	RT WINDOW FROM	RT WINDOW TO	CONCENTRATION	MEAN CONCENTRATION	%D
Aroclor-1260 COLUMN 1	1	28.25	28.17	28.31	190000.00		
	2	29.38	29.29	29.43	250000.00		
	3	31.30	31.21	31.35	270000.00		
	4						
	5					230000.00	
COLUMN 2	1	30.25	30.19	30.33	99000.00		
	2	32.22	32.14	32.28	46000.00		
	3	33.79	33.73	33.87	120000.00		
	4						
	5					90000.00	155.6
COLUMN 1	1						
	2						
	3						
	4						
	5						
COLUMN 2	1						
	2						
	3						
	4						
	5						
COLUMN 1	1						
	2						
	3						
	4						
	5						
COLUMN 2	1						
	2						
	3						
	4						
	5						

At least 3 peaks are required for identification of multicomponent analytes

10B
PESTICIDE IDENTIFICATION SUMMARY
FOR MULTICOMPONENT ANALYTES

EPA SAMPLE NO.

S112 1003

Lab Name: IEA/CT Contract:

Lab Code: IIEACT Case No.: 0060 SAS No.: SDG No.: Z0060

Lab Sample ID: 0060018 Date(s) Analyzed: 02/16/93 02/25/93

Instrument ID (1): HP58901A Instrument ID (2): HP58905B

GC Column(1):RTX-35 ID: 0.53 (mm) GC Column(2):DB-1701 ID: 0.53 (mm)

ANALYTE	PEAK	RT	RT WINDOW FROM	RT WINDOW TO	CONCENTRATION	MEAN CONCENTRATION	%D
Aroclor-1260 COLUMN 1	1	28.26	28.17	28.31	1200.00		
	2	29.40	29.29	29.43	3700.00		
	3	31.36	31.21	31.35	1600.00		
	4						
	5					2200.00	
COLUMN 2	1	30.28	30.19	30.33	1900.00		
	2	32.24	32.14	32.28	730.00		
	3	33.81	33.73	33.87	2100.00		
	4						
	5					1600.00	37.5
COLUMN 1	1						
	2						
	3						
	4						
	5						
COLUMN 2	1						
	2						
	3						
	4						
	5						
COLUMN 1	1						
	2						
	3						
	4						
	5						
COLUMN 2	1						
	2						
	3						
	4						
	5						

At least 3 peaks are required for identification of multicomponent analytes

10B
PESTICIDE IDENTIFICATION SUMMARY
FOR MULTICOMPONENT ANALYTES

EPA SAMPLE NO.

S112DL 1004

Lab Name: IEA/CT Contract:

Lab Code: IIEACT Case No.: 0060 SAS No.: SDG No.: Z0060

Lab Sample ID: 0060018DL Date(s) Analyzed: 02/16/93 02/25/93

Instrument ID (1): HP58901A Instrument ID (2): HP58905B

GC Column(1):RTX-35 ID: 0.53 (mm) GC Column(2):DB-1701 ID: 0.53 (mm)

ANALYTE	PEAK	RT	RT WINDOW FROM	RT WINDOW TO	CONCENTRATION	MEAN CONCENTRATION	%D
Aroclor-1260 COLUMN 1	1	28.24	28.17	28.31	2600.00		
	2	29.37	29.29	29.43	4200.00		
	3	31.29	31.21	31.35	4300.00		
	4						
	5					3700.00	
COLUMN 2	1	30.27	30.19	30.33	1600.00		
	2	32.23	32.14	32.28	1000.00		
	3	33.81	33.73	33.87	2400.00		
	4						
	5					1700.00	117.6
_____ COLUMN 1	1						
	2						
	3						
	4						
	5						
COLUMN 2	1						
	2						
	3						
	4						
	5						
_____ COLUMN 1	1						
	2						
	3						
	4						
	5						
COLUMN 2	1						
	2						
	3						
	4						
	5						

At least 3 peaks are required for identification of multicomponent analytes

10B
PESTICIDE IDENTIFICATION SUMMARY
FOR MULTICOMPONENT ANALYTES

EPA SAMPLE NO.

S100MSB

1605

Lab Name: IEA/CT Contract:

Lab Code: IIEACT Case No.: 0060 SAS No.: SDG No.: Z0060

Lab Sample ID: 0060002MSB Date(s) Analyzed: 02/10/93 02/23/93

Instrument ID (1): HP58901A Instrument ID (2): HP58905B

GC Column(1):RTX-35 ID: 0.53 (mm) GC Column(2):DB-1701.. ID: 0.53 (mm)

ANALYTE	PEAK	RT	RT WINDOW FROM	RT WINDOW TO	CONCENTRATION	MEAN CONCENTRATION	%D
Aroclor-1260 COLUMN 1	1	28.23	28.17	28.31	250.00		
	2	29.36	29.29	29.43	350.00		
	3	31.27	31.21	31.35	320.00		
	4						
	5					310.00	
COLUMN 2	1	30.26	30.19	30.33	230.00		
	2	32.23	32.14	32.28	100.00		
	3	33.81	33.73	33.87	260.00		
	4						
	5					200.00	55.0
COLUMN 1	1						
	2						
	3						
	4						
	5						
COLUMN 2	1						
	2						
	3						
	4						
	5						
COLUMN 1	1						
	2						
	3						
	4						
	5						
COLUMN 2	1						
	2						
	3						
	4						
	5						

At least 3 peaks are required for identification of multicomponent analytes

10B
PESTICIDE IDENTIFICATION SUMMARY
FOR MULTICOMPONENT ANALYTES

EPA SAMPLE NO.

QCCKSTD

1006

Lab Name: IEA/CT Contract:

Lab Code: IEACT Case No.: 0060 SAS No.: SDG No.: Z0060

Lab Sample ID: 0060002STD Date(s) Analyzed: 02/12/93 02/23/93

Instrument ID (1): HP58901A Instrument ID (2): HP58905B

GC Column(1):RTX-35 ID: 0.53 (mm) GC Column(2):DB-1701 ID: 0.53 (mm)

ANALYTE	PEAK	RT	RT WINDOW FROM	RT WINDOW TO	CONCENTRATION	MEAN CONCENTRATION	%D
Aroclor-1242 COLUMN 1	1	16.50	16.40	16.54	1500.00		
	2	19.15	19.06	19.20	420.00		
	3	21.47	21.38	21.52	390.00		
	4						
	5					760.00	
COLUMN 2	1	10.07	9.99	10.13	270.00		
	2	11.49	11.41	11.55	270.00		
	3	13.52	13.45	13.59	290.00		
	4						
	5					280.00	171.4
Aroclor-1260 COLUMN 1	1	28.25	28.17	28.31	330.00		
	2	29.38	29.29	29.43	460.00		
	3	31.30	31.21	31.35	410.00		
	4						
	5					400.00	
COLUMN 2	1	30.27	30.19	30.33	220.00		
	2	32.24	32.14	32.28	100.00		
	3	33.81	33.73	33.87	280.00		
	4						
	5					200.00	100.0
COLUMN 1	1						
	2						
	3						
	4						
	5						
COLUMN 2	1						
	2						
	3						
	4						
	5						

At least 3 peaks are required for identification of multicomponent analytes

10B
PESTICIDE IDENTIFICATION SUMMARY
FOR MULTICOMPONENT ANALYTES

EPA SAMPLE NO.

S100MS

1007

Lab Name: IEA/CT Contract:

Lab Code: IIEACT Case No.: 0060 SAS No.: SDG No.: Z0060

Lab Sample ID: 0060002MS Date(s) Analyzed: 02/12/93 02/24/93

Instrument ID (1): HP58901A Instrument ID (2): HP58905B

GC Column(1):RTX-35 ID: 0.53 (mm) GC Column(2):DB-1701.. ID: 0.53 (mm)

ANALYTE	PEAK	RT	RT WINDOW FROM	RT WINDOW TO	CONCENTRATION	MEAN CONCENTRATION	%D
Aroclor-1260 COLUMN 1	1	28.25	28.17	28.31	8100.00		
	2	29.38	29.29	29.43	13000.00		
	3	31.30	31.21	31.35	10000.00		
	4						
	5					10000.00	
COLUMN 2	1	30.28	30.19	30.33	6600.00		
	2	32.24	32.14	32.28	2300.00		
	3	33.81	33.73	33.87	7000.00		
	4						
	5					5300.00	88.7
COLUMN 1	1						
	2						
	3						
	4						
	5						
COLUMN 2	1						
	2						
	3						
	4						
	5						
COLUMN 1	1						
	2						
	3						
	4						
	5						
COLUMN 2	1						
	2						
	3						
	4						
	5						

At least 3 peaks are required for identification of multicomponent analytes

10B
PESTICIDE IDENTIFICATION SUMMARY
FOR MULTICOMPONENT ANALYTES

EPA SAMPLE NO.

S100MSD 1008

Lab Name: IEA/CT Contract:

Lab Code: IIEACT Case No.: 0060 SAS No.: SDG No.: Z0060

Lab Sample ID: 0060002MSD Date(s) Analyzed: 02/13/93 02/24/93

Instrument ID (1): HP58901A Instrument ID (2): HP58905B

GC Column(1):RTX-35 ID: 0.53 (mm) GC Column(2):DB-1701 ID: 0.53 (mm)

ANALYTE	PEAK	RT	RT WINDOW FROM	RT WINDOW TO	CONCENTRATION	MEAN CONCENTRATION	%D
Aroclor-1260 COLUMN 1	1	28.25	28.17	28.31	8200.00		
	2	29.38	29.29	29.43	13000.00		
	3	31.30	31.21	31.35	10000.00		
	4						
	5					10000.00	
COLUMN 2	1	30.28	30.19	30.33	6600.00		
	2	32.24	32.14	32.28	2300.00		
	3	33.81	33.73	33.87	6900.00		
	4						
	5					5300.00	88.7
_____ COLUMN 1	1						
	2						
	3						
	4						
	5						
COLUMN 2	1						
	2						
	3						
	4						
	5						
_____ COLUMN 1	1						
	2						
	3						
	4						
	5						
COLUMN 2	1						
	2						
	3						
	4						
	5						

At least 3 peaks are required for identification of multicomponent analytes

an environmental testing company
200 Monroe Turnpike
Monroe, Connecticut 06468
(203) 261-4458
FAX (203) 268-5346

STANDARD CONCENTRATIONS (ng)

	Low	Mid	High
alpha-BHC	0.005	0.020	0.080
gamma-BHC	0.005	0.020	0.080
Heptachlor	0.005	0.020	0.080
Endosulfan I	0.005	0.020	0.080
Dieldrin	0.010	0.040	0.16
Endrin	0.010	0.040	0.16
4,4'DDD	0.010	0.040	0.16
4,4'DDT	0.010	0.040	0.16
Methoxychlor	0.050	0.2	0.80
Tetrachloro-m-Xylene	0.005	0.020	0.080
Decachlorobiphenyl	0.010	0.040	0.16

beta-BHC	0.005	0.020	0.080
delta-BHC	0.005	0.020	0.080
irin	0.005	0.020	0.080
Heptachlor Epoxide	0.005	0.020	0.080
4,4'DDE	0.010	0.040	0.16
Endosulfan II	0.010	0.040	0.16
Endosulfan Sulfate	0.010	0.040	0.16
Endrin Ketone	0.010	0.040	0.16
Endrin Aldehyde	0.010	0.040	0.16
alpha-Chlordane	0.005	0.020	0.080
gamma-Chlordane	0.005	0.020	0.080
Tetrachloro-m-Xylene	0.005	0.020	0.080
Decachlorobiphenyl	0.010	0.040	0.16

IEA Pesticide Standard Report

Sample Name : RESC11 Inj on 1558 30Jan1993

Result File :/DATA/LOOP/RESULT/A1209003.RES INSTRUMENT: HP58901A

Column Type : RTX-35 30-Meter,0.53mm ID Inj. Vol. : 1 ul

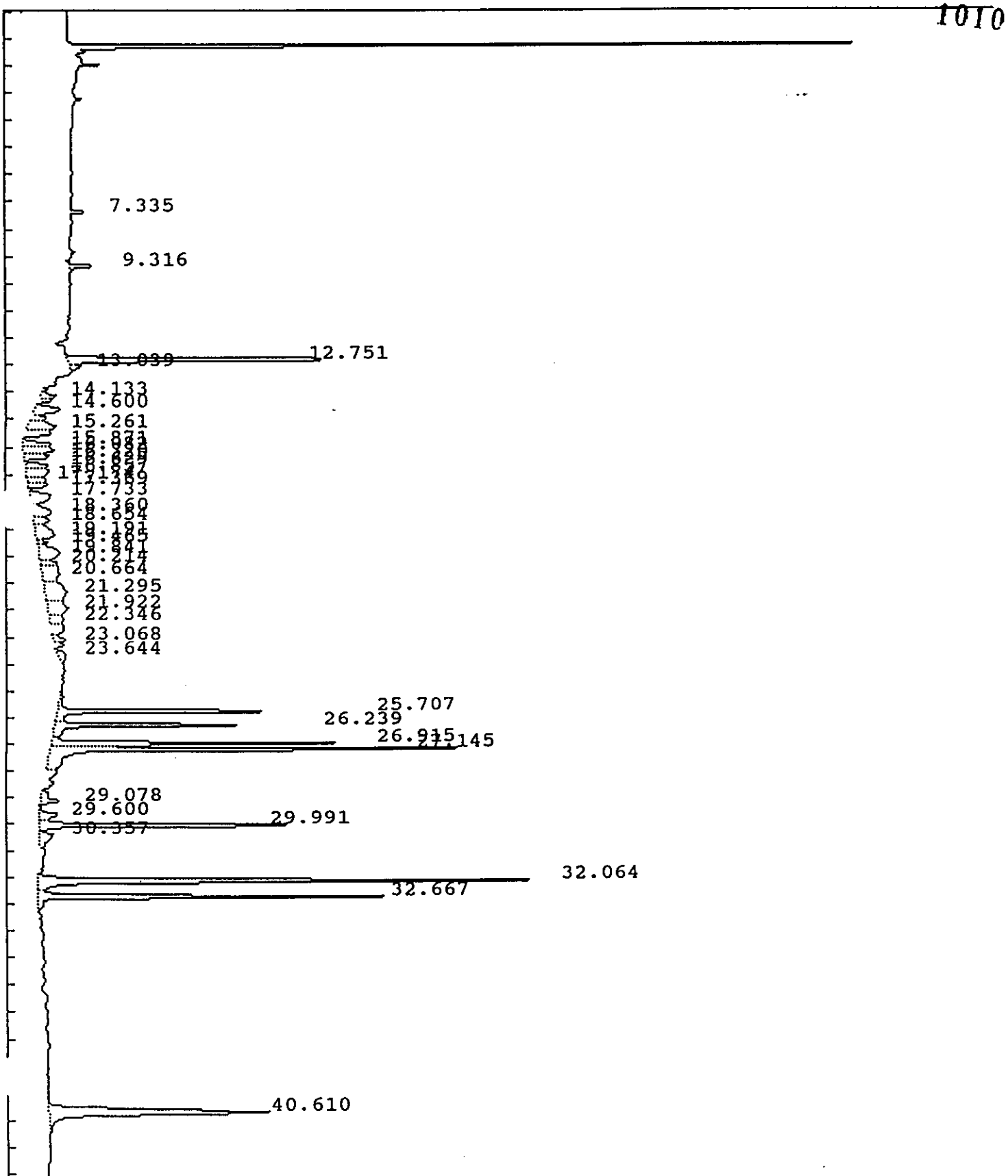

IEA Pesticide Standard Report

Sample Name : RESC11 Report No : 90.13
Result File : /DATA/LOOP/RESULT/A1209003.RES
Column Type : RTX-35 30 Meter,0.53mm ID Inj. Vol. : 1 ul
Instrument : HP58901A
Calculation : ExternalSTD
Run Time : 46.25 Mins. Injected on 1558 30Jan1993
Sequence File : /DATA/LOOP/SEQUENCE/A1209.SEQ
Subseq/Sample : 1/ 3 Bottle no. : 3

% Dil-Fact
100.00

Run Status : RunStatusOK

Pk#	RT	ID-tm	Peak Width	Area	Code	PPB	Name
1	7.33		.098960	21923	BB	0.0000	
2	9.32		.109407	41137	BB	0.0000	
3	12.75	12.77	.120153	532552	BV	.1683	Tetrachloro-m-xylene
4	13.04		.150680	21252	VB	0.0000	
5	14.13		.161669	33409	PV	0.0000	
6	14.60		.269198	87078	VV	0.0000	
7	15.26		.272553	106243	VV	0.0000	
8	15.87		.200814	76838	PV	0.0000	
9	16.08		.210304	84380	VV	0.0000	
10	16.32		.159795	55122	VV	0.0000	
11	16.63		.202879	61253	VV	0.0000	
12	16.86		.264178	83572	VV	0.0000	
13	17.17		.197680	49145	VV	0.0000	
14	17.37		.162099	40968	VV	0.0000	
15	17.73		.359170	102023	PV	0.0000	
16	18.36		.344072	85638	VV	0.0000	
17	18.65		.193315	43097	VV	0.0000	
18	19.19		.425135	101464	VV	0.0000	
19	19.46		.127518	19226	VV	0.0000	
20	19.84	19.88	.408534	116959	VV	.0636	beta-BHC
21	20.21		.152722	34198	VV	0.0000	
22	20.66		.532001	125593	VV	0.0000	
23	21.29		.579534	176382	VV	0.0000	
24	21.92		.464565	129760	VV	0.0000	
25	22.35		.252490	47524	VV	0.0000	
26	23.07		.153703	29164	VV	0.0000	
27	23.64		.467370	47073	PV	0.0000	
28	25.71	25.72	.098599	393233	BV	.1213	gamma-Chlordane
29	26.24	26.25	.094991	333676	VV	.1235	Endosulfan I
30	26.91	26.93	.103477	440517	VV	.1660	4,4'-DDE
31	27.15	27.15	.099678	743014	VV	.2482	Dieldrin
32	29.08		.203392	58933	VV	0.0000	
33	29.60		.234469	59022	PV	0.0000	
34	29.99	30.01	.091311	423472	VV	.1875	Endosulfan sulfate
35	30.36		.387264	75547	PV	0.0000	
36	32.06	32.08	.123385	885409	VV	.9665	Methoxychlor
37	32.67	32.69	.116648	574486	VV	.2055	Endrin ketone
38	40.61	#40.67	.231155	677504	BB	.1703	Decachlorobiphenyl

Total Area : 7017791 Total PPB : 2.421

Report Time : 0900 03Feb1993

IEA Pesticide Standard Report

'ethod : /DATA/LOOP/METHOD/A1209R.MTH

.esult File : /DATA/LOOP/RESULT/A1209003.RES

1012

IEA Pesticide Standard Report

Sample Name : PEM79 Inj on 1652 30Jan1993

Result File :/DATA/LOOP/RESULT/A1209004.RES INSTRUMENT: HP58901A

olumn Type : RTX-35 30-Meter,0.53mm ID Inj. Vol. : 1 ul

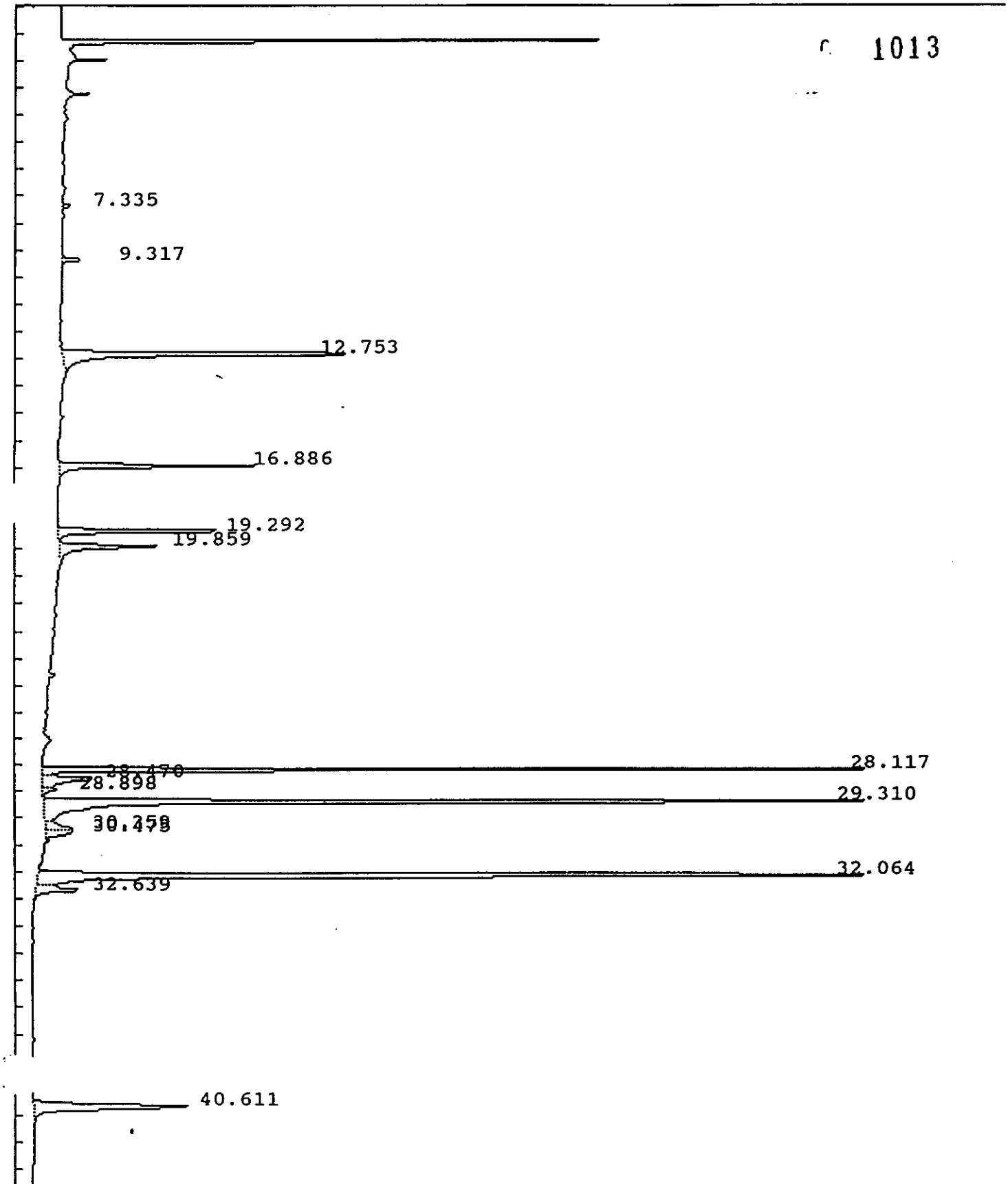

IEA Pesticide Standard Report

Sample Name : PEM79 Inj on 1652 30Jan1993
Result File :/DATA/LOOP/RESULT/A1209004.RES INSTRUMENT: HP58901A
Column Type : RTX-35 30-Meter,0.53mm ID Inj. Vol. : 1 ul



IEA Pesticide Standard Report

Sample Name : PEM79 Report No : 91.05
esult File : /DATA/LOOP/RESULT/A1209004.RES
Column Type : RTX-35 30 Meter,0.53mm ID Inj. Vol. : 1 ul
Instrument : HP58901A
Calculation : ExternalSTD
Run Time : 46.25 Mins. Injected on 1652 30Jan1993
Sequence File : /DATA/LOOP/SEQUENCE/A1209.SEQ
Subseq/Sample : 1/ 4 Bottle no. : 4

% Dil-Fact
100.00

Run Status : RunStatusOK

Pk#	RT	ID-tm	Peak Width	Area	Code	PPB	Name
1	7.34		.096212	13330	BB	0.0000	
2	9.32		.112190	33774	BB	0.0000	
3	12.75	12.77	.142391	665461	BB	.2103	Tetrachloro-m-xylene
4	16.89	16.91	.120981	330079	BB	.0906	alpha-BHC
5	19.29	19.31	.123044	331861	BV	.0962	gamma-BHC (Lindane)
6	19.86	19.88	.154363	204308	VV	.1111	beta-BHC
7	28.12	28.13	.074613	1105186	BV	.5001	Endrin
8	28.47	28.45	.209374	158631	VV	.0747	4,4'-DDD
9	28.90		.144713	27580	VV	0.0000	
10	29.31	29.32	.097894	2203261	PV	1.0239	4,4'-DDT
11	30.36		.228138	80319	VV	0.0000	
12	30.48		.193089	66298	VV	0.0000	
13	32.06	32.08	.122630	2267574	BV	2.4753	Methoxychlor
14	32.64	32.69	.190933	119242	VB	.0427	Endrin ketone
15	40.61	#40.67	.224892	453003	BB	.1138	Decachlorobiphenyl

Total Area : 8059910 Total PPB : 4.739

Report Time : 0901 03Feb1993
Method : /DATA/LOOP/METHOD/A1209R.MTH
Result File : /DATA/LOOP/RESULT/A1209004.RES

IEA Pesticide Standard Report

Sample Name : AR166033 Inj on 1746 30Jan1993

Result File :/DATA/LOOP/RESULT/A1209005.RES INSTRUMENT: HP58901A

Column Type : RTX-35 30-Meter,0.53mm ID Inj. Vol. : 1 ul

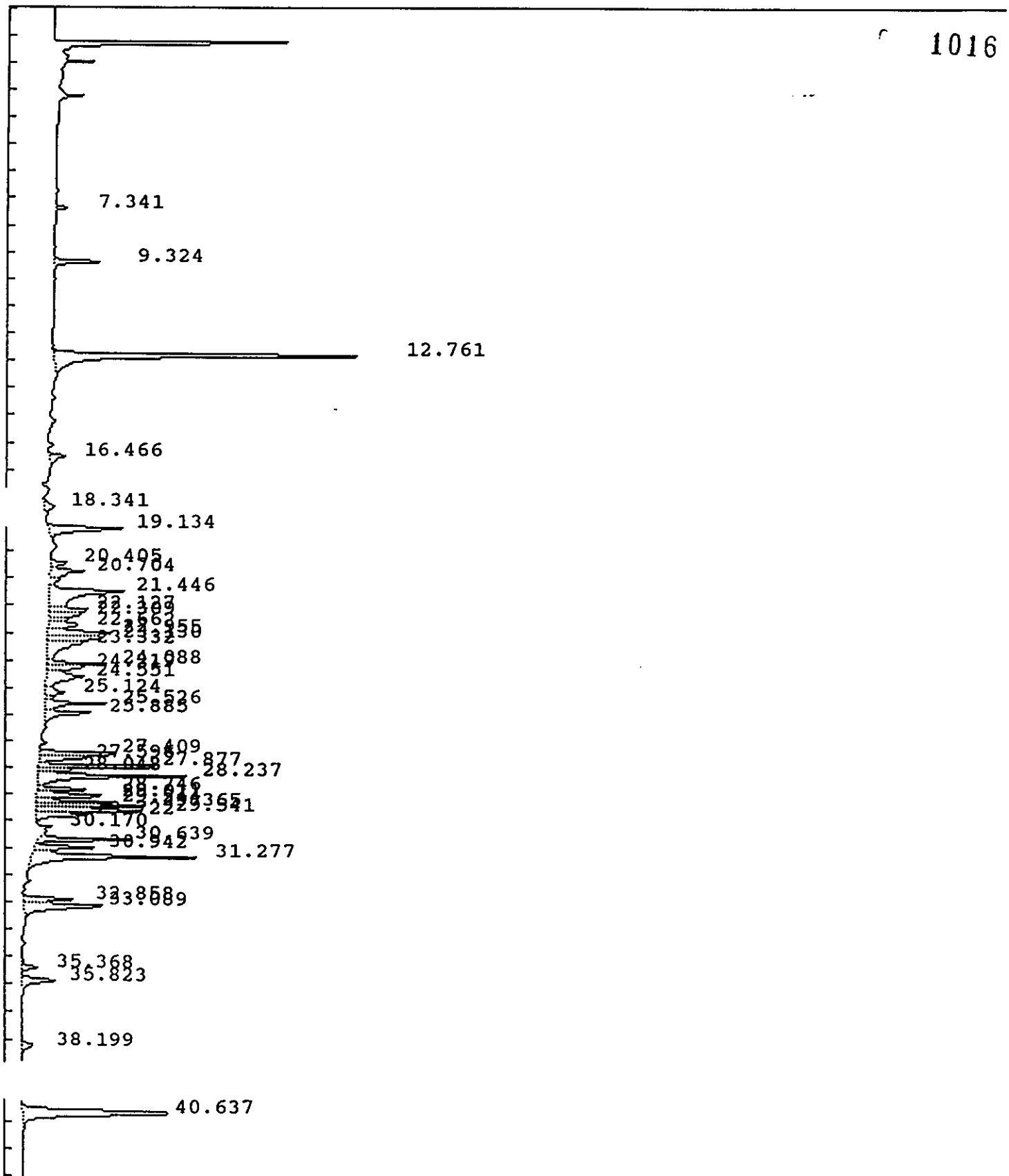

IEA Pesticide Standard Report

Sample Name : AR166033 Inj on 1746 30Jan1993
Result File :/DATA/LOOP/RESULT/A1209005.RES INSTRUMENT: HP58901A
Column Type : RTX-35 30-Meter,0.53mm ID Inj. Vol. : 1 ul

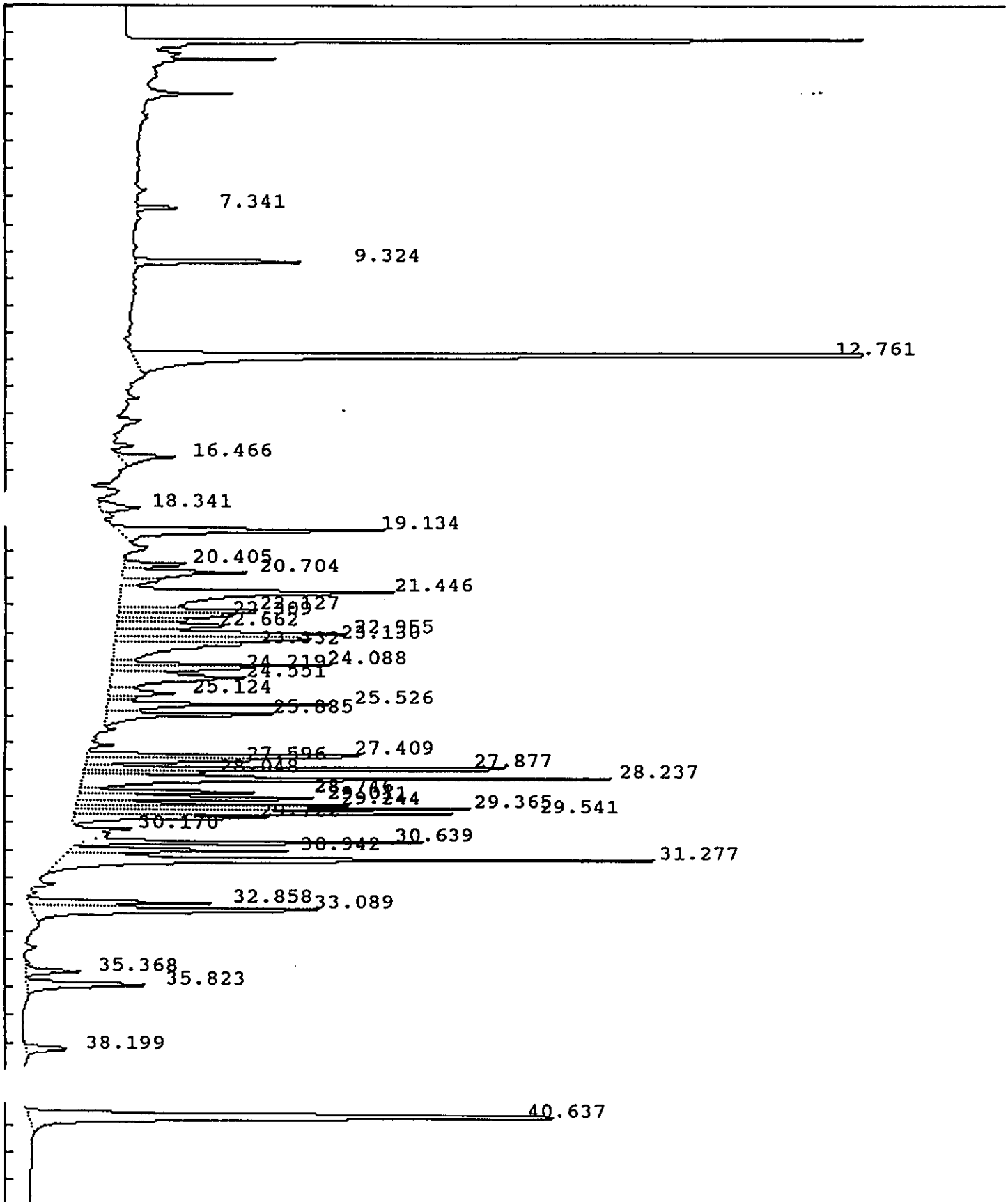

IEA Pesticide Standard Report

Sample Name : AR166033 Report No : 92.04
.esult File : /DATA/LOOP/RESULT/A1209005.RES
Column Type : RTX-35 30 Meter,0.53mm ID Inj. Vol. : 1 ul
Instrument : HP58901A
Calculation : ExternalSTD
Run Time : 46.25 Mins. Injected on 1746 30Jan1993
Sequence File : /DATA/LOOP/SEQUENCE/A1209.SEQ 1018
Subseq/Sample : 1/ 5 Bottle no. : 5

% Dil-Fact
100.00

Run Status : RunStatusOK

Pk#	RT	ID-tm	Peak Width	Area	Code	PPB	Name
1	7.34		.098593	18501	BB	0.0000	
2	9.32		.116693	82867	BB	0.0000	
3	12.76	12.77	.143509	657936	BV	.2079	Tetrachloro-m-xylene
4	16.47		.190484	43061	PB	0.0000	
5	18.34		.225532	33921	PV	0.0000	
6	19.13		.182789	181381	PB	0.0000	
7	20.41		.154750	40176	BV	0.0000	
8	20.70		.187716	87665	VV	0.0000	
9	21.45		.301714	300297	VV	0.0000	
10	22.13		.170767	95806	VV	0.0000	
11	22.31		.152918	64475	VV	0.0000	
12	22.66		.188844	81745	VV	0.0000	
13	22.96	22.99	.155840	132619	VV	.0403	Aldrin
14	23.13		.166560	129588	VV	0.0000	
15	23.33		.290771	141583	VV	0.0000	
16	24.09		.116284	99809	VV	0.0000	
17	24.22		.134580	64580	VV	0.0000	
18	24.55		.275190	141166	VV	0.0000	
19	25.12	25.07	.213385	51427	VV	.0169	Heptachlor epoxide
20	25.53		.123315	111534	VV	0.0000	
21	25.89		.138204	100886	VV	0.0000	
22	27.41		.138551	173859	PV	0.0000	
23	27.60		.109069	67239	VV	0.0000	
24	27.88		.096101	222673	VV	0.0000	
25	28.05		.101684	47888	VV	0.0000	
26	28.24		.135200	287903	VV	0.0000	
27	28.75		.098085	81976	VV	0.0000	
28	29.01		.158627	140913	VV	0.0000	
29	29.24		.097110	104760	VV	0.0000	
30	29.36	29.32	.108752	166462	VV	.0774	4,4'-DDT
31	29.54	29.50	.104286	178563	VV	.0906	Endrin aldehyde
32	29.72		.118262	103360	VV	0.0000	
33	30.17		.080538	14555	PV	0.0000	
34	30.64		.101575	142006	BV	0.0000	
35	30.94		.118126	98431	PV	0.0000	
36	31.28		.157615	362042	VV	0.0000	
37	32.86		.128331	89040	PV	0.0000	
38	33.09		.197543	223462	VB	0.0000	
39	35.37		.162084	32892	BV	0.0000	
40	35.82		.188398	84100	PB	0.0000	

IEA Pesticide Standard Report

Pk#	RT	ID-tm	Peak Width	Area	Code	PPB	Name
41	38.20		.184699	28545	BB	0.0000	
42	40.64	#40.67	.227101	452947	BB	.1138	Decachlorobiphenyl

Total Area : 5764640 Total PPB : .547

1019

Report Time : 0903 03Feb1993
Method : /DATA/LOOP/METHOD/A1209R.MTH
Result File : /DATA/LOOP/RESULT/A1209005.RES

IEA Pesticide Standard Report

Sample Name : AR122123 Inj on 1840 30Jan1993

Result File :/DATA/LOOP/RESULT/A1209006.RES INSTRUMENT: HP58901A

Column Type : RTX-35 30-Meter,0.53mm ID Inj. Vol. : 1 ul

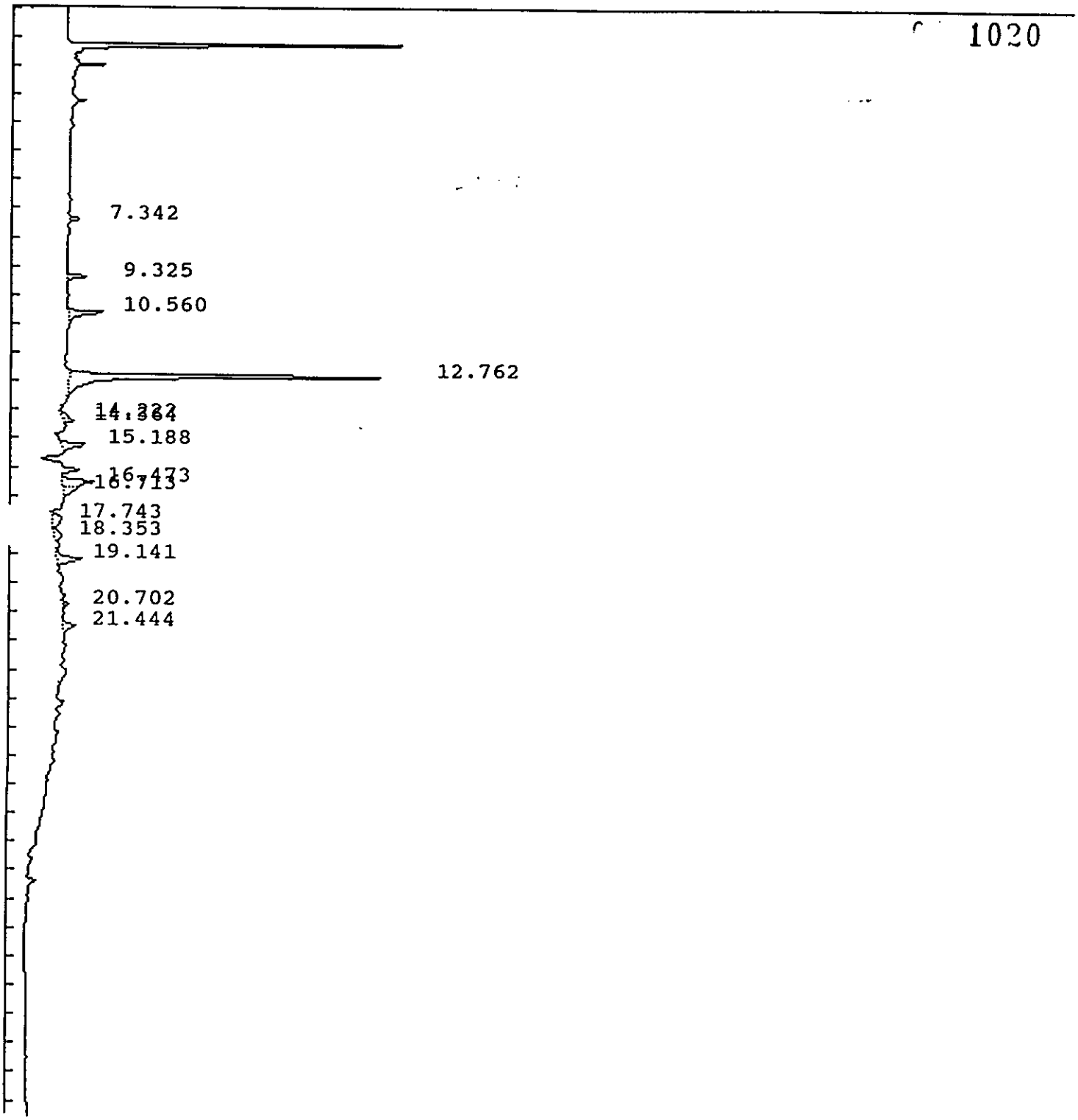

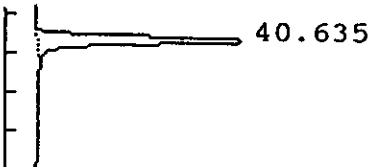

IEA Pesticide Standard Report

Sample Name : AR122123 Inj on 1840 30Jan1993

Result File :/DATA/LOOP/RESULT/A1209006.RES INSTRUMENT: HP58901A

olumn Type : RTX-35 30-Meter,0.53mm ID Inj. Vol. : 1 ul

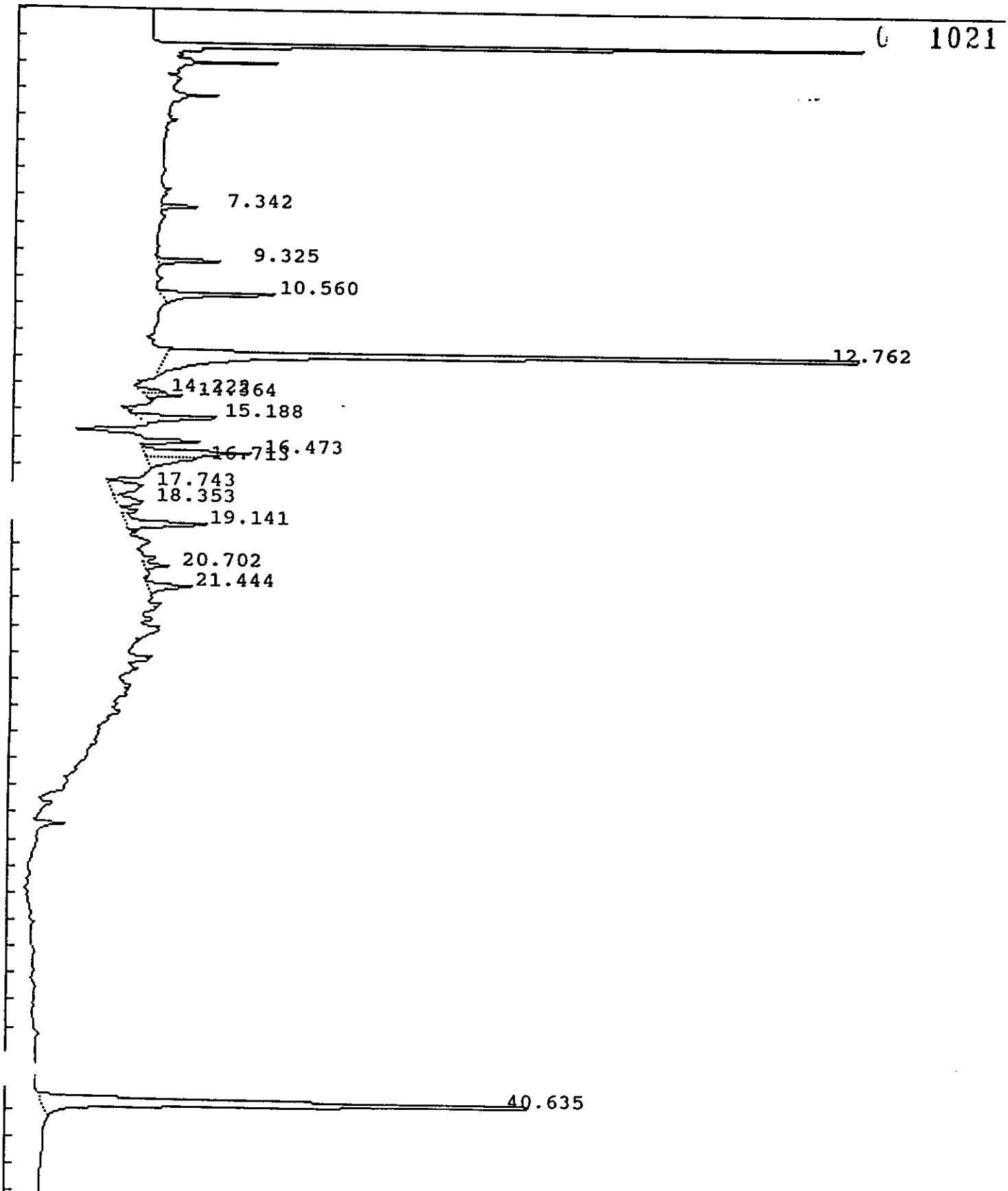

IEA Pesticide Standard Report

Sample Name : AR122123
Result File : /DATA/LOOP/RESULT/A1209006.RES
Column Type : RTX-35 30 Meter,0.53mm ID
Instrument : HP58901A
Calculation : ExternalSTD
Run Time : 46.25 Mins. Injected on 1840 30Jan1993
Sequence File : /DATA/LOOP/SEQUENCE/A1209.SEQ
Subseq/Sample : 1/ 6 Bottle no. : 6

Report No : 93.04

Inj. Vol. : 1 ul

1022

% Dil-Fact
100.00

Run Status : RunStatusOK

Pk#	RT	ID-tm	Peak Width	Area	Code	PPB	Name
1	7.34		.096185	16145	BB	0.0000	
2	9.33		.113799	30570	BB	0.0000	
3	10.56		.148197	73361	BB	0.0000	
4	12.76	12.77	.142837	628345	BB	.1986	Tetrachloro-m-xylene
5	14.22		.151572	15502	BV	0.0000	
6	14.36		.110927	16728	VV	0.0000	
7	15.19		.175005	58245	BB	0.0000	
8	16.47		.191018	78951	PV	0.0000	
9	16.71		.208496	41243	VB	0.0000	
10	17.74		.354600	45019	BV	0.0000	
11	18.35		.270456	27932	VV	0.0000	
12	19.14		.212418	67230	VV	0.0000	
13	20.70		.135446	13671	VV	0.0000	
14	21.44		.198428	33072	BB	0.0000	
15	40.63	#40.67	.229233	443317	BB	.1114	Decachlorobiphenyl

Total Area : 1589331 Total PPB : .310

Report Time : 0905 03Feb1993
Method : /DATA/LOOP/METHOD/A1209R.MTH
Result File : /DATA/LOOP/RESULT/A1209006.RES

IEA Pesticide Standard Report

Sample Name : AR123223 Inj on 1934 30Jan1993

Result File :/HP58901A/A1209007.RES INSTRUMENT: HP58901A

Column Type : RTX-35 30-Meter,0.53mm ID Inj. Vol. : 1 ul



IEA Pesticide Standard Report

Sample Name : AR123223 Inj on 1934 30Jan1993

Result File :/HP58901A/A1209007.RES INSTRUMENT: HP58901A

Column Type : RTX-35 30-Meter,0.53mm ID Inj. Vol. : 1 ul

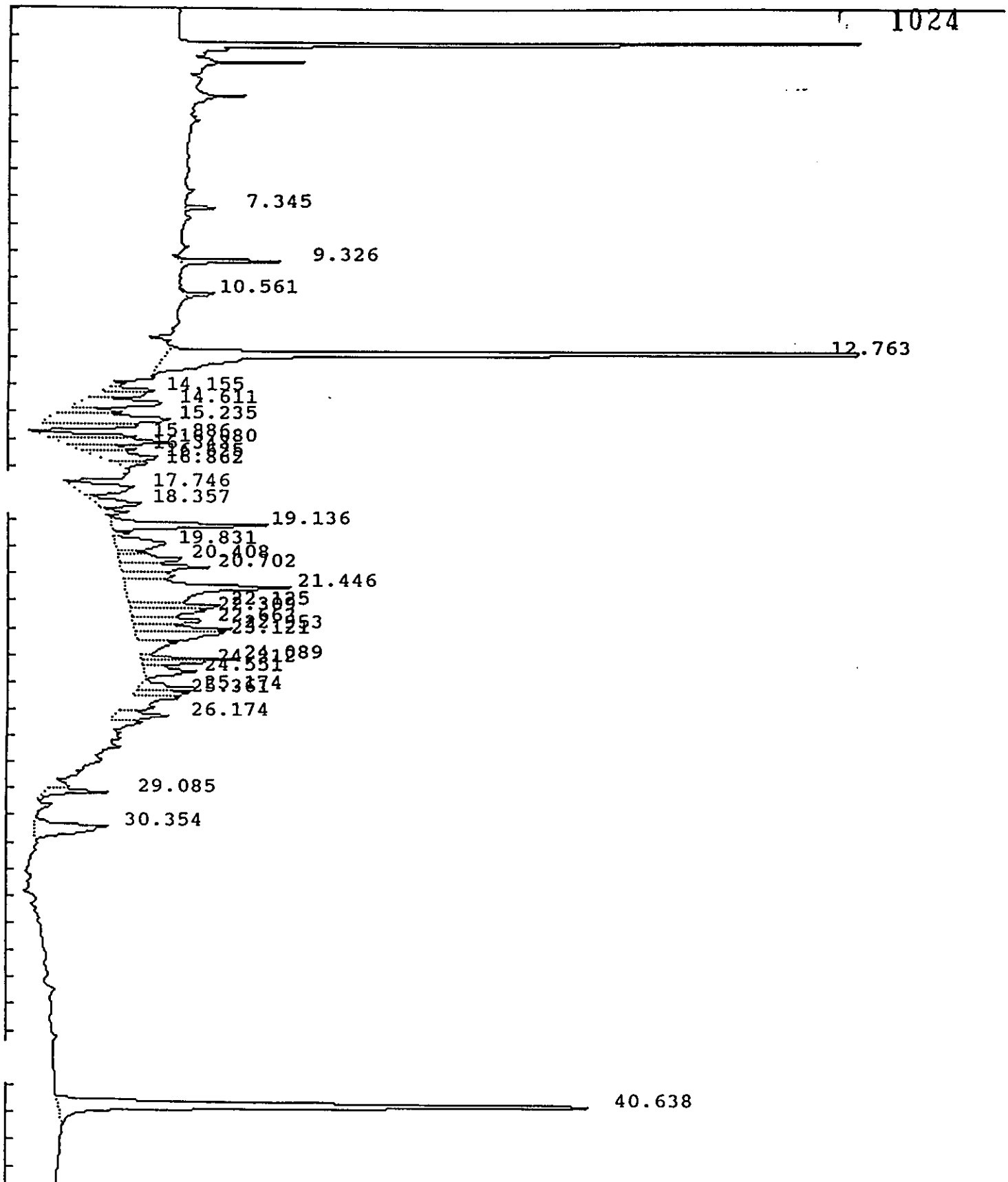

IEA Pesticide Standard Report

Sample Name : AR123223 Report No : 94.46
Result File : /HP58901A/A1209007.RES
Column Type : RTX-35 30 Meter,0.53mm ID Inj. Vol. : 1 ul
Instrument : HP58901A
Calculation : ExternalSTD C 1025
Run Time : 46.25 Mins. Injected on 1934 30Jan1993
Sequence File : /DATA/LOOP/SEQUENCE/A1209.SEQ
Subseq/Sample : 1/ 7 Bottle no. : 7

% Dil-Fact
100.00

Run Status : RunStatusOK

Pk#	RT	ID-tm	Peak Width	Area	Code	PPB	Name
1	7.34		.096698	12979	BB	0.0000	
2	9.33		.115471	49068	BB	0.0000	
3	10.56		.117770	15782	BB	0.0000	
4	12.76	12.77	.144785	652228	BB	.2061	Tetrachloro-m-xylene
5	14.15		.182952	31422	PV	0.0000	
6	14.61		.292445	82122	VV	0.0000	
7	15.23		.299522	125997	VV	0.0000	
8	15.89		.182234	60964	PV	0.0000	
9	16.08		.216075	86632	VV	0.0000	
10	16.34		.156643	35011	VV	0.0000	
11	16.62		.291634	65264	VV	0.0000	
12	16.86	16.91	.166885	22190	VV	.0061	alpha-BHC
13	17.75		.331807	75373	PV	0.0000	
14	18.36		.257964	43686	VV	0.0000	
15	19.14		.197259	112116	BV	0.0000	
16	19.83	19.88	.360651	65559	VV	.0356	beta-BHC
17	20.41		.217300	52132	VV	0.0000	
18	20.70		.220795	74286	VV	0.0000	
19	21.45		.400525	237272	VV	0.0000	
20	22.12		.169415	59307	VV	0.0000	
21	22.31		.236723	63722	VV	0.0000	
22	22.66		.221528	58856	VV	0.0000	
23	22.95	22.99	.156056	57171	VV	.0174	Aldrin
24	23.12		.236881	83126	VV	0.0000	
25	24.09		.114657	43992	VV	0.0000	
26	24.21		.132568	29732	VV	0.0000	
27	24.55		.228998	46621	VB	0.0000	
28	25.17		.175475	41301	BV	0.0000	
29	25.36		.133814	28948	VV	0.0000	
30	26.17	26.22	.230806	47263	VV	.0135	alpha-Chlordane
31	29.09		.126780	32693	VV	0.0000	
32	30.35		.343054	91826	PV	0.0000	
33	40.64	#40.67	.231305	454475	BB	.1142	Decachlorobiphenyl

Total Area : 3039114 Total PPB : .393

Report Time : 1051 18Feb1993
Method : /DATA/LOOP/METHOD/A1209_007.MT
Result File : /HP58901A/A1209007.RES

IEA Pesticide Standard Report

Sample Name : AR124233 Inj on 2027 30Jan1993

Result File :/HP58901A/A1209008.RES INSTRUMENT: HP58901A

Column Type : RTX-35 30-Meter,0.53mm ID Inj. Vol. : 1 ul

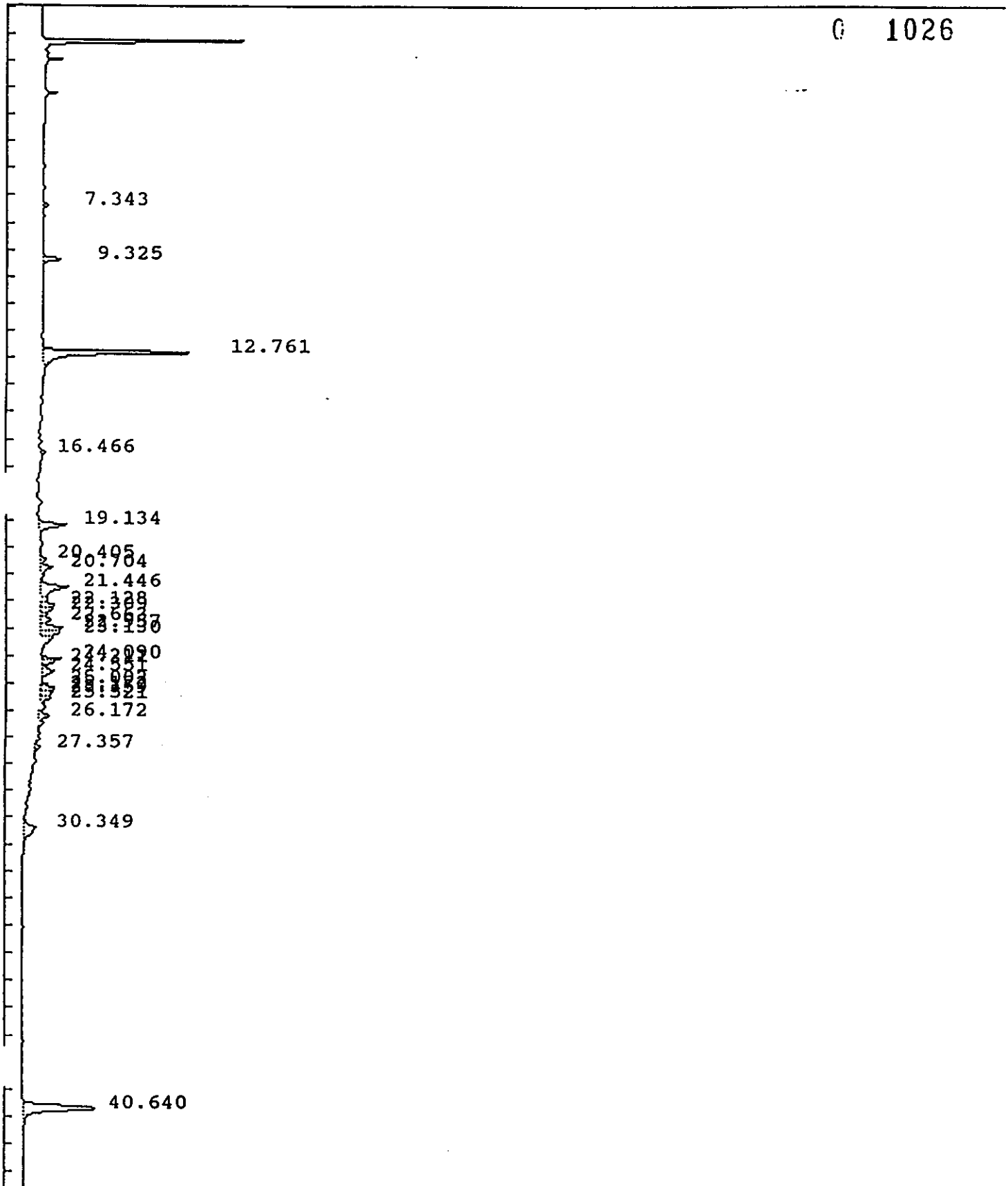

IEA Pesticide Standard Report

Sample Name : AR124233
Result File :/HP58901A/A1209008.RES
Column Type : RTX-35 30-Meter,0.53mm ID

Inj on 2027 30Jan1993
INSTRUMENT: HP58901A
Inj. Vol. : 1 ul

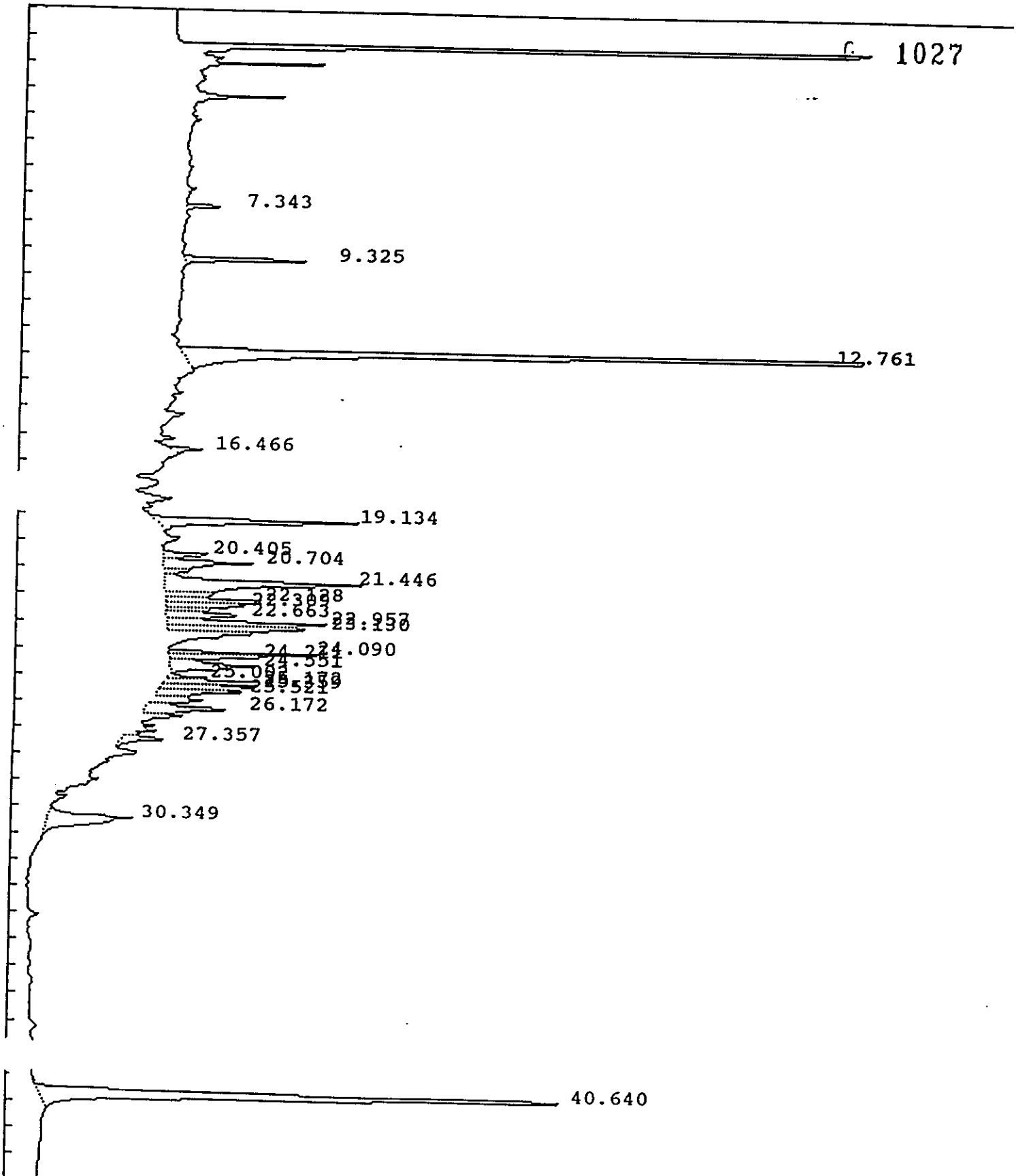

IEA Pesticide Standard Report

Sample Name : AR124233
:esult File : /HP58901A/A1209008.RES
Column Type : RTX-35 30 Meter,0.53mm ID
Instrument : HP58901A
Calculation : ExternalSTD
Run Time : 46.25 Mins. Injected on 2027 30Jan1993
Sequence File : /DATA/LOOP/SEQUENCE/A1209.SEQ
Subseq/Sample : 1/ 8 Bottle no. : 8

Report No : 95.24

Inj. Vol. : 1 ul

1028

% Dil-Fact
100.00

Run Status : RunStatusOK

Pk#	RT	ID-tm	Peak Width	Area	Code	PPB	Name
1	7.34		.098239	14813	BB	0.0000	
2	9.32		.115587	57436	BB	0.0000	
3	12.76	12.77	.146291	618886	BB	.1956	Tetrachloro-m-xylene
4	16.47		.133352	17558	BB	0.0000	
5	19.13		.178943	130073	BB	0.0000	
6	20.40		.155110	27469	BV	0.0000	
7	20.70		.180339	59515	VV	0.0000	
8	21.45		.273844	190095	VV	0.0000	
9	22.13		.160542	60689	VV	0.0000	
10	22.31		.157061	44293	VV	0.0000	
11	22.66		.181027	49845	VV	0.0000	
12	22.96	22.99	.155658	86745	VV	.0264	Aldrin
13	23.13		.163633	86635	VV	0.0000	
14	24.09		.103685	59278	PV	0.0000	
15	24.21		.125945	40902	VV	0.0000	
16	24.55		.209002	68507	VB	0.0000	
17	25.00	25.07	.081355	11458	BV	.0038	Heptachlor epoxide
18	25.17		.143552	56914	VV	0.0000	
19	25.36		.129649	46736	VV	0.0000	
20	25.52		.161040	50572	VV	0.0000	
21	26.17	26.22	.191979	60333	VV	.0173	alpha-Chlordane
22	27.36		.133256	23910	VV	0.0000	
23	30.35		.354429	105506	BB	0.0000	
24	40.64	#40.67	.232071	434939	BB	.1093	Decachlorobiphenyl

Total Area : 2403109 Total PPB : .352

Report Time : 1056 18Feb1993
Method : /DATA/LOOP/METHOD/A1209_007.MT
Result File : /HP58901A/A1209008.RES

IEA Pesticide Standard Report

Sample Name : AR124833 Inj on 2121 30Jan1993

Result File :/DATA/LOOP/RESULT/A1209009.RES INSTRUMENT: HP58901A

Column Type : RTX-35 30-Meter,0.53mm ID Inj. Vol. : 1 ul

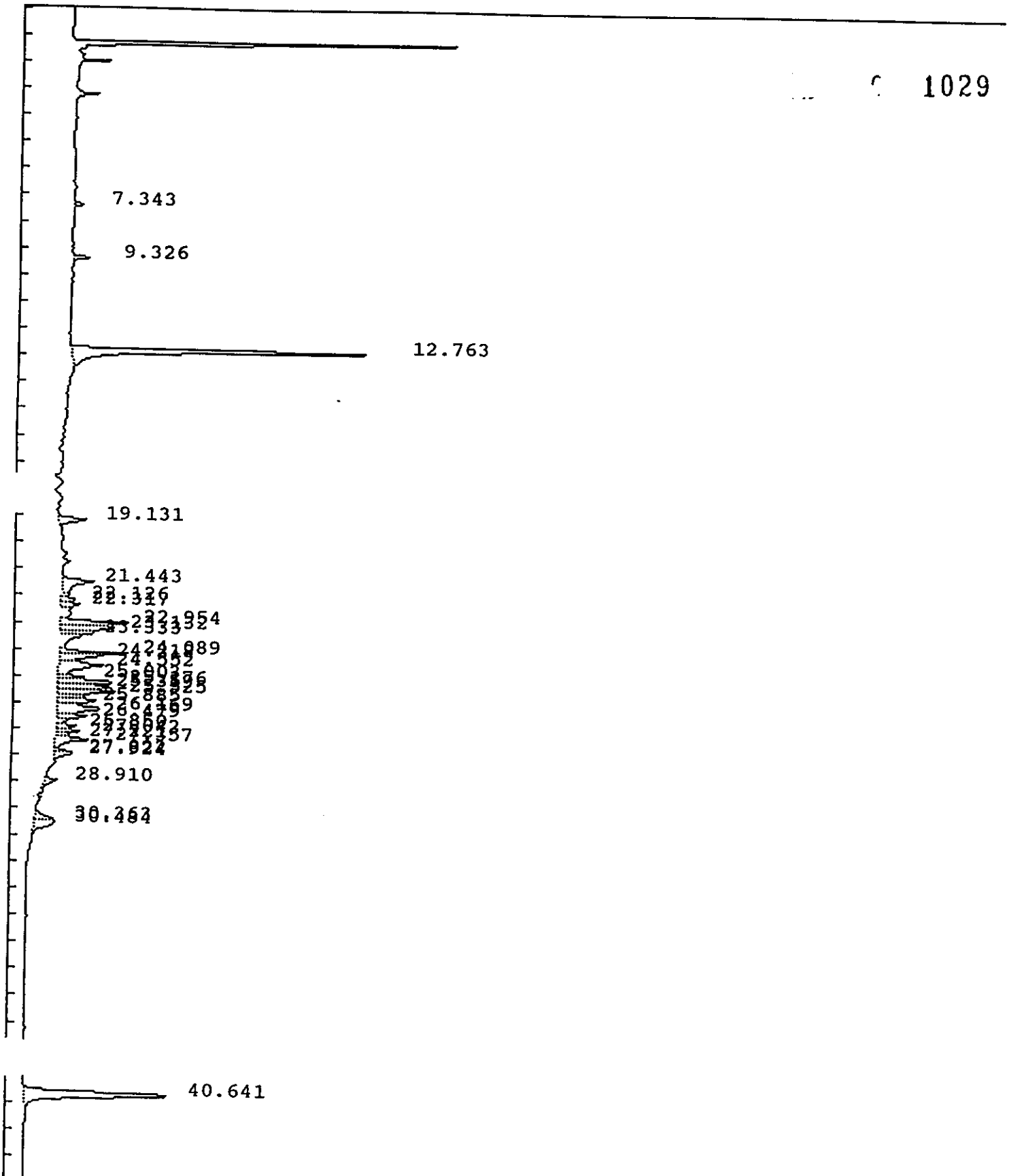

IEA Pesticide Standard Report

Sample Name : AR124833 Inj on 2121 30Jan1993

Result File :/DATA/LOOP/RESULT/A1209009.RES INSTRUMENT: HP58901A

Column Type : RTX-35 30-Meter,0.53mm ID Inj. Vol. : 1 ul

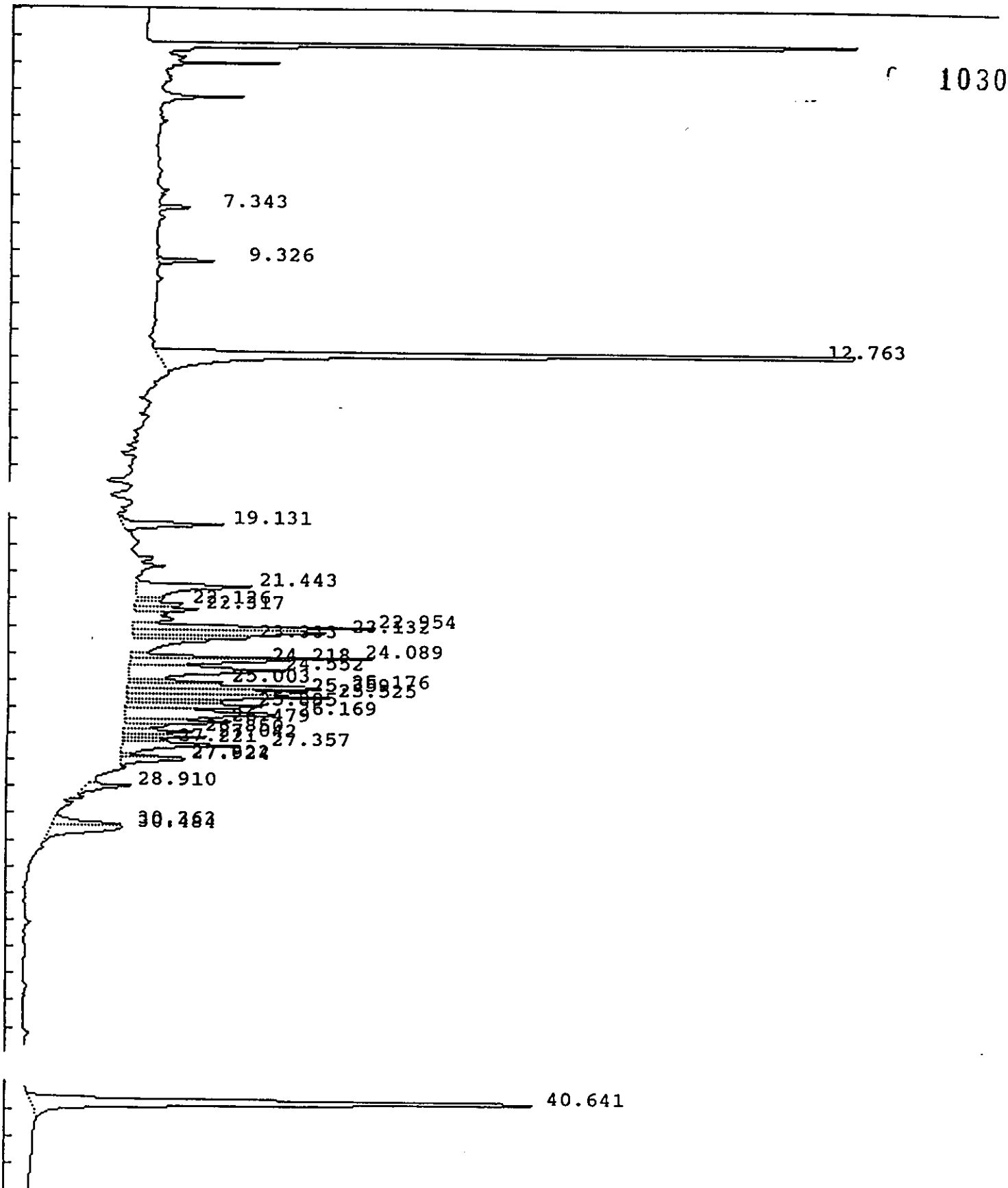

IEA Pesticide Standard Report

Sample Name : AR124833 Report No : 96.04
Result File : /DATA/LOOP/RESULT/A1209009.RES
Column Type : RTX-35 30 Meter,0.53mm ID Inj. Vol. : 1 ul
Instrument : HP58901A
Calculation : ExternalSTD
Run Time : 46.25 Mins. Injected on 2121 30Jan1993
Sequence File : /DATA/LOOP/SEQUENCE/A1209.SEQ
Subseq/Sample : 1/ 9 Bottle no. : 9

1031

% Dil-Fact
100.00

Run Status : RunStatusOK

Pk#	RT	ID-tm	Peak Width	Area	Code	PPB	Name
1	7.34		.097391	13967	BB	0.0000	
2	9.33		.112371	27339	BB	0.0000	
3	12.76	12.77	.144888	645569	BB	.2040	Tetrachloro-m-xylene
4	19.13		.183582	70477	BV	0.0000	
5	21.44		.263585	112205	BV	0.0000	
6	22.13		.145605	27953	VV	0.0000	
7	22.32		.145712	37658	VV	0.0000	
8	22.95	22.99	.139146	130030	VV	.0395	Aldrin
9	23.13		.165670	129299	VV	0.0000	
10	23.33		.120125	55226	VV	0.0000	
11	24.09		.111528	111329	VV	0.0000	
12	24.22		.137442	70723	VV	0.0000	
13	24.55		.256851	160783	VV	0.0000	
14	25.00	25.07	.101036	36458	VV	.0120	Heptachlor epoxide
15	25.18		.153410	126353	VV	0.0000	
16	25.36		.132863	97404	VV	0.0000	
17	25.53		.133830	108307	VV	0.0000	
18	25.89		.137954	78510	VV	0.0000	
19	26.17	26.22	.227449	142136	VV	.0407	alpha-Chlordane
20	26.48		.133089	60710	VV	0.0000	
21	26.85		.127791	35356	VV	0.0000	
22	27.04		.113402	39553	VV	0.0000	
23	27.22		.094250	21045	VV	0.0000	
24	27.36		.148675	80158	VV	0.0000	
25	27.82		.100046	23382	VV	0.0000	
26	27.92		.127275	31045	VV	0.0000	
27	28.91		.179705	29271	VV	0.0000	
28	30.36		.176882	44890	BV	0.0000	
29	30.48		.283206	74134	VB	0.0000	
30	40.64	#40.67	.230500	445098	BB	.1119	Decachlorobiphenyl

Total Area : 3066368 Total PPB : .408

Report Time : 0911 03Feb1993
Method : /DATA/LOOP/METHOD/A1209R.MTH
Result File : /DATA/LOOP/RESULT/A1209009.RES

IEA Pesticide Standard Report

Sample Name : AR125433 Inj on 2215 30Jan1993

Result File :/DATA/LOOP/RESULT/A1209010.RES INSTRUMENT: HP58901A

Column Type : RTX-35 30-Meter,0.53mm ID Inj. Vol. : 1 ul



IEA Pesticide Standard Report

Sample Name : AR125433 Inj on 2215 30Jan1993

Result File :/DATA/LOOP/RESULT/A1209010.RES INSTRUMENT: HP58901A

Column Type : RTX-35 30-Meter,0.53mm ID Inj. Vol. : 1 ul

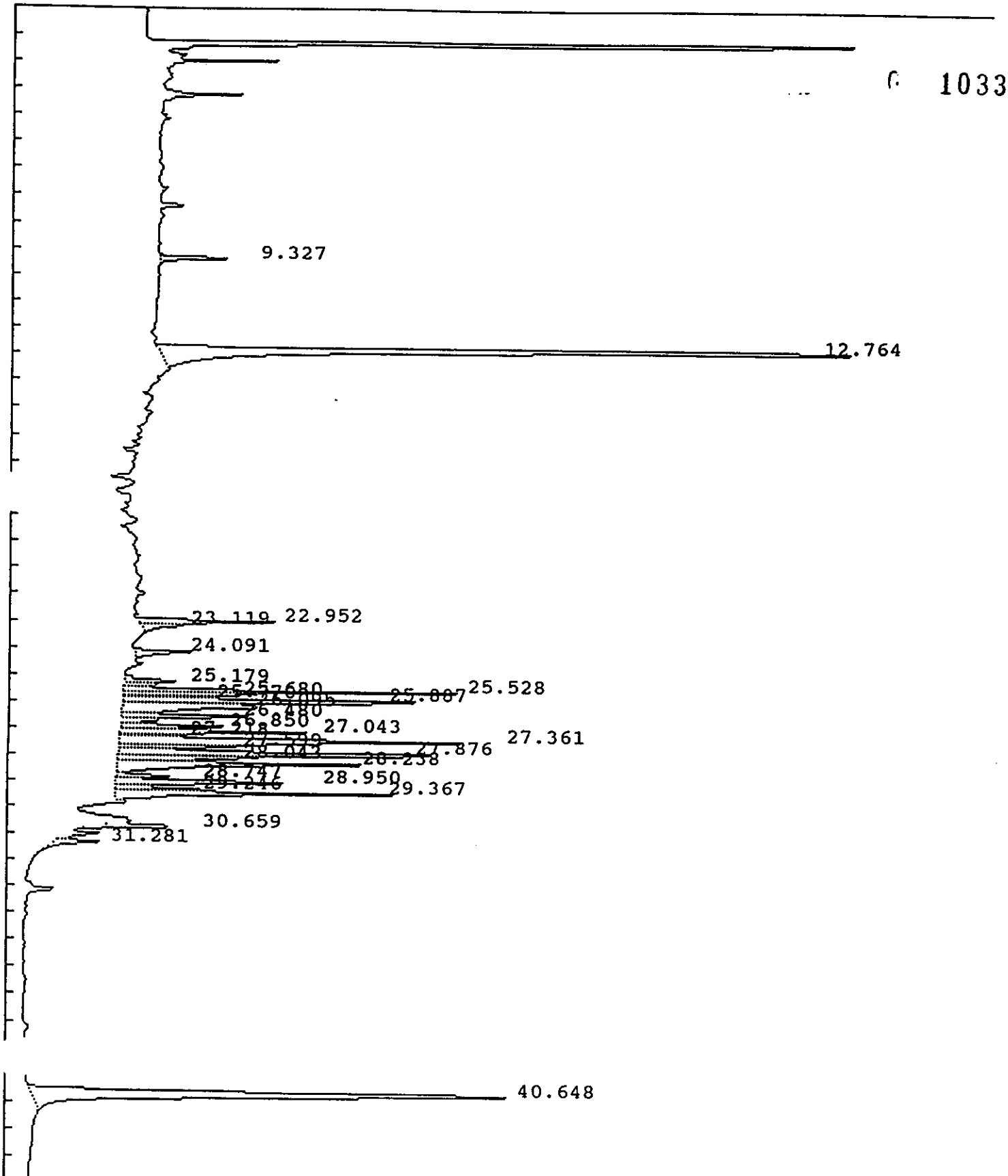

IEA Pesticide Standard Report

Sample Name : AR125433
Result File : /DATA/LOOP/RESULT/A1209010.RES
Column Type : RTX-35 30 Meter,0.53mm ID
Instrument : HP58901A
Calculation : ExternalSTD
Run Time : 46.25 Mins. Injected on 2215 30Jan1993
Sequence File : /DATA/LOOP/SEQUENCE/A1209.SEQ
Subseq/Sample : 1/ 10 Bottle no. : 10

Report No : 97.04
Inj. Vol. : 1 ul

1034

% Dil-Fact
100.00

Run Status : RunStatusOK

Pk#	RT	ID-tm	Peak Width	Area	Code	PPB	Name
1	9.33		.113652	33614	BB	0.0000	
2	12.76	12.77	.150411	610495	BB	.1929	Tetrachloro-m-xylene
3	22.95	22.99	.116359	64085	BV	.0195	Aldrin
4	23.12		.150185	26198	VB	0.0000	
5	24.09		.122588	30583	BB	0.0000	
6	25.18		.140161	31316	BV	0.0000	
7	25.53		.100094	138599	VV	0.0000	
8	25.68	25.72	.092570	41026	VV	.0127	gamma-Chlordane
9	25.77		.062735	21394	VV	0.0000	
10	25.89		.124631	166421	VV	0.0000	
11	26.10		.186204	112693	VV	0.0000	
12	26.48		.109413	64394	VV	0.0000	
13	26.85		.116060	48280	VV	0.0000	
14	27.04		.111237	87384	VV	0.0000	
15	27.22	27.15	.091985	26828	VV	.0090	Dieldrin
16	27.36		.156101	224874	VV	0.0000	
17	27.60		.119606	52664	VV	0.0000	
18	27.88		.155478	214794	VV	0.0000	
19	28.04		.110847	50734	VV	0.0000	
20	28.24		.161856	160786	VV	0.0000	
21	28.75		.084907	22878	VV	0.0000	
22	28.95		.135181	101342	VV	0.0000	
23	29.25		.099139	35084	VV	0.0000	
24	29.37	29.32	.123298	141087	VV	.0656	4,4'-DDT
25	30.66		.101826	32623	BV	0.0000	
26	31.28		.137289	23714	VB	0.0000	
27	40.65	#40.67	.239069	432711	BB	.1087	Decachlorobiphenyl

Total Area : 2996606 Total PPB : .408

Report Time : 0912 03Feb1993
Method : /DATA/LOOP/METHOD/A1209R.MTH
Result File : /DATA/LOOP/RESULT/A1209010.RES

IEA Pesticide Standard Report

Sample Name : TOXAPH23 Inj on 2309 30Jan1993

esult File :/DATA/LOOP/RESULT/A1209011.RES INSTRUMENT: HP58901A

olumn Type : RTX-35 30-Meter,0.53mm ID Inj. Vol. : 1 ul

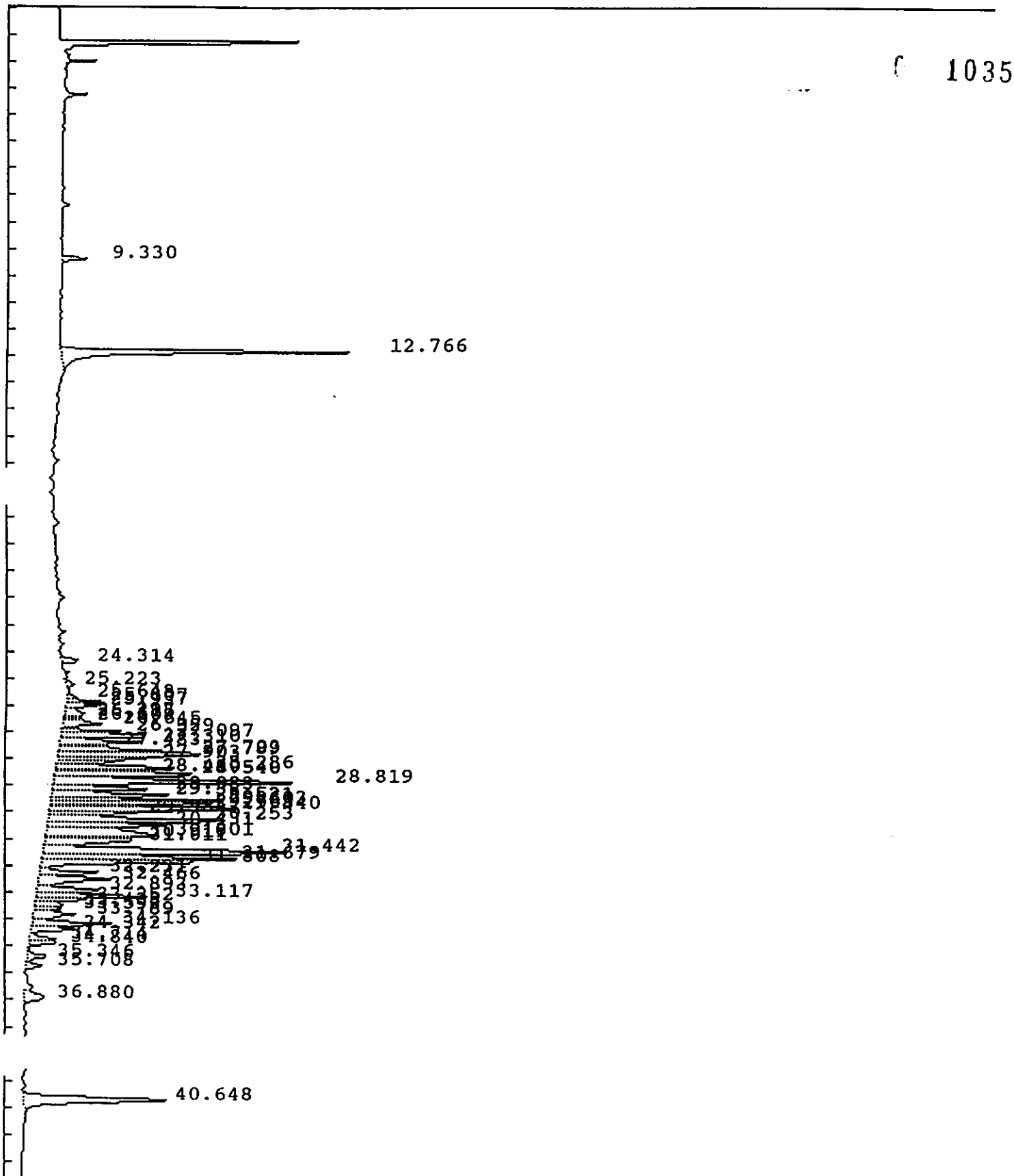

IEA Pesticide Standard Report

Sample Name : TOXAPH23 Inj on 2309 30Jan1993

esult File :/DATA/LOOP/RESULT/A1209011.RES INSTRUMENT: HP58901A

olumn Type : RTX-35 30-Meter,0.53mm ID Inj. Vol. : 1 ul

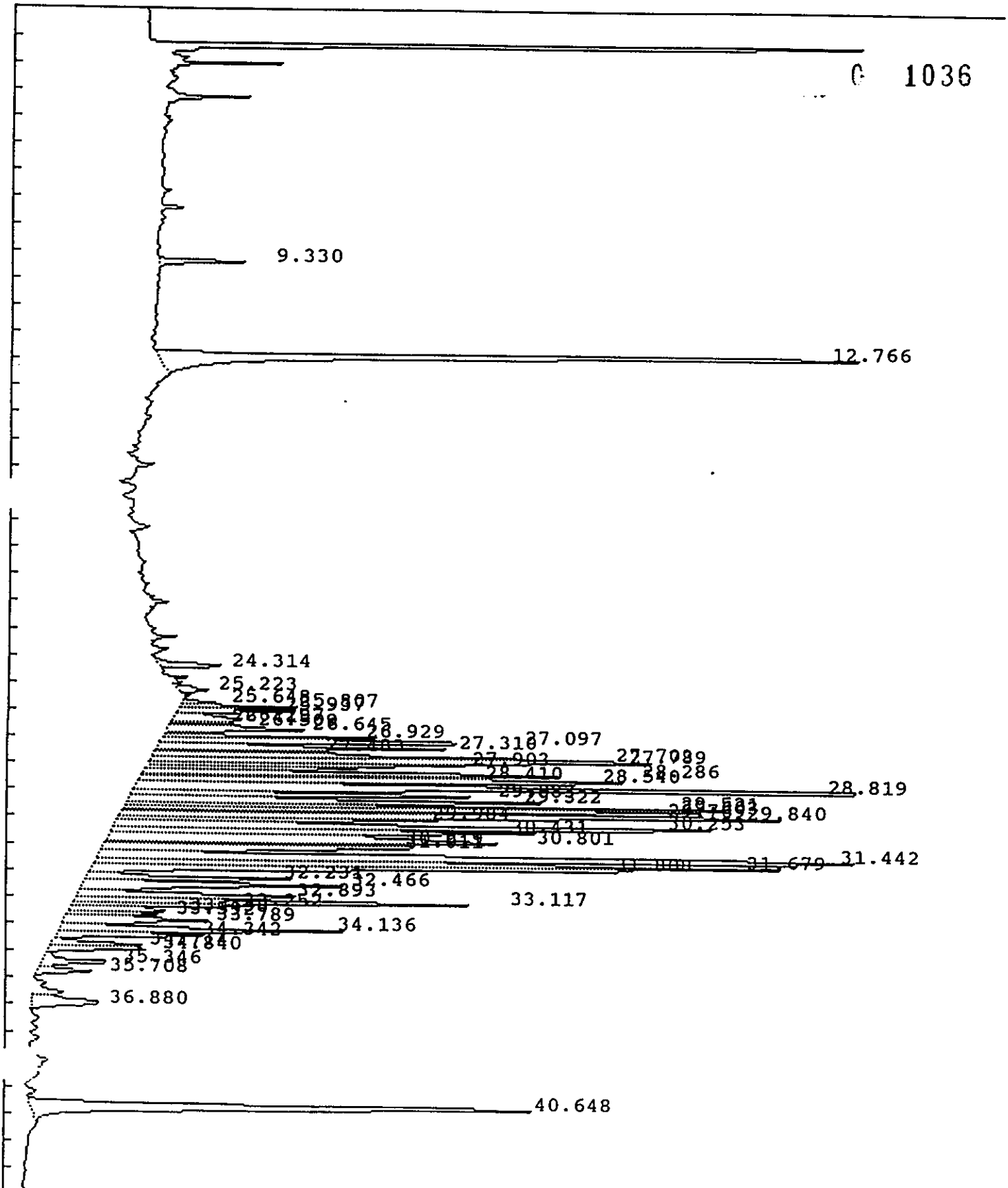

IEA Pesticide Standard Report

Sample Name : TOXAPH23
Result File : /DATA/LOOP/RESULT/A1209011.RES
Column Type : RTX-35 30 Meter,0.53mm ID
Instrument : HP58901A
Calculation : ExternalSTD
Run Time : 46.25 Mins. Injected on 2309 30Jan1993
Sequence File : /DATA/LOOP/SEQUENCE/A1209.SEQ
Subseq/Sample : 1/ 11 Bottle no. : 11

Report No : 98.04
Inj. Vol. : 1 ul

1037

% Dil-Fact
100.00

Run Status : RunStatusOK

Pk#	RT	ID-tm	Peak Width	Area	Code	PPB	Name
1	9.33		.113758	41464	BB	0.0000	
2	12.77	12.77	.147238	623762	BB	.1971	Tetrachloro-m-xylene
3	24.31		.134380	41128	BB	0.0000	
4	25.22		.161225	22379	PV	0.0000	
5	25.65		.073766	11335	BV	0.0000	
6	25.81		.094711	45877	VV	0.0000	
7	25.94		.107358	51474	VV	0.0000	
8	26.30	26.25	.213336	55083	VV	.0204	Endosulfan I
9	26.41		.081186	19759	VV	0.0000	
10	26.51		.087260	24398	VV	0.0000	
11	26.65		.127814	70089	VV	0.0000	
12	26.93	26.93	.092905	81052	VV	.0305	4,4'-DDE
13	27.10	27.15	.130375	176841	VV	.0591	Dieldrin
14	27.31		.128577	148043	VV	0.0000	
15	27.48		.092835	74190	VV	0.0000	
16	27.70		.130600	236233	VV	0.0000	
17	27.79		.114399	221071	VV	0.0000	
18	27.90		.118941	140954	VV	0.0000	
19	28.29		.104735	196657	VV	0.0000	
20	28.41	28.45	.108661	154278	VV	.0726	4,4'-DDD
21	28.54		.112698	249202	VV	0.0000	
22	28.82		.160067	572122	VV	0.0000	
23	29.08		.127907	177043	VV	0.0000	
24	29.32	29.32	.155799	259924	VV	.1208	4,4'-DDT
25	29.52	29.50	.097180	259943	VV	.1319	Endrin aldehyde
26	29.60		.086102	181767	VV	0.0000	
27	29.77		.082290	183160	VV	0.0000	
28	29.84		.112878	287067	VV	0.0000	
29	29.98	30.01	.099408	123465	VV	.0547	Endosulfan sulfate
30	30.25		.154826	412786	VV	0.0000	
31	30.43		.159086	262707	VV	0.0000	
32	30.80		.214643	339754	VV	0.0000	
33	30.92		.089910	111182	VV	0.0000	
34	31.01		.162523	186688	VV	0.0000	
35	31.44		.189645	657229	VV	0.0000	
36	31.68		.158935	416455	VV	0.0000	
37	31.81		.127677	255529	VV	0.0000	
38	32.23		.123915	108169	VV	0.0000	
39	32.47		.189962	184822	VV	0.0000	
40	32.89		.172745	148296	VV	0.0000	

IEA Pesticide Standard Report

Pk#	RT	ID-tm	Peak Width	Area	Code	PPB	Name
41	33.12		.140497	226592	VV	0.0000	
42	33.25		.098779	58245	VV	0.0000	
43	33.44		.125886	50416	VV	0.0000	
44	33.59		.129104	44988	VV	0.0000	
45	33.79		.195932	108206	VV	0.0000	
46	34.14		.139855	153941	VV	0.0000	
47	34.34		.143383	83443	VV	0.0000	
48	34.71		.143835	49464	VV	0.0000	
49	34.84		.141199	50175	VV	0.0000	
50	35.35		.178640	48673	VV	0.0000	
51	35.71		.164119	33438	VB	0.0000	
52	36.88		.305396	74541	VB	0.0000	
53	40.65	#40.67	.230348	435460	BB	.1094	Decachlorobiphenyl

1038

Total Area : 9230968 Total PPB : .797

Report Time : 0914 03Feb1993
Method : /DATA/LOOP/METHOD/A1209R.MTH
Result File : /DATA/LOOP/RESULT/A1209011.RES

IEA Pesticide Standard Report

Sample Name : INDAL15 Inj on 0003 31Jan1993

Result File :/DATA/LOOP/RESULT/A1209012.RES INSTRUMENT: HP58901A

Column Type : RTX-35 30-Meter,0.53mm ID Inj. Vol. : 1 ul

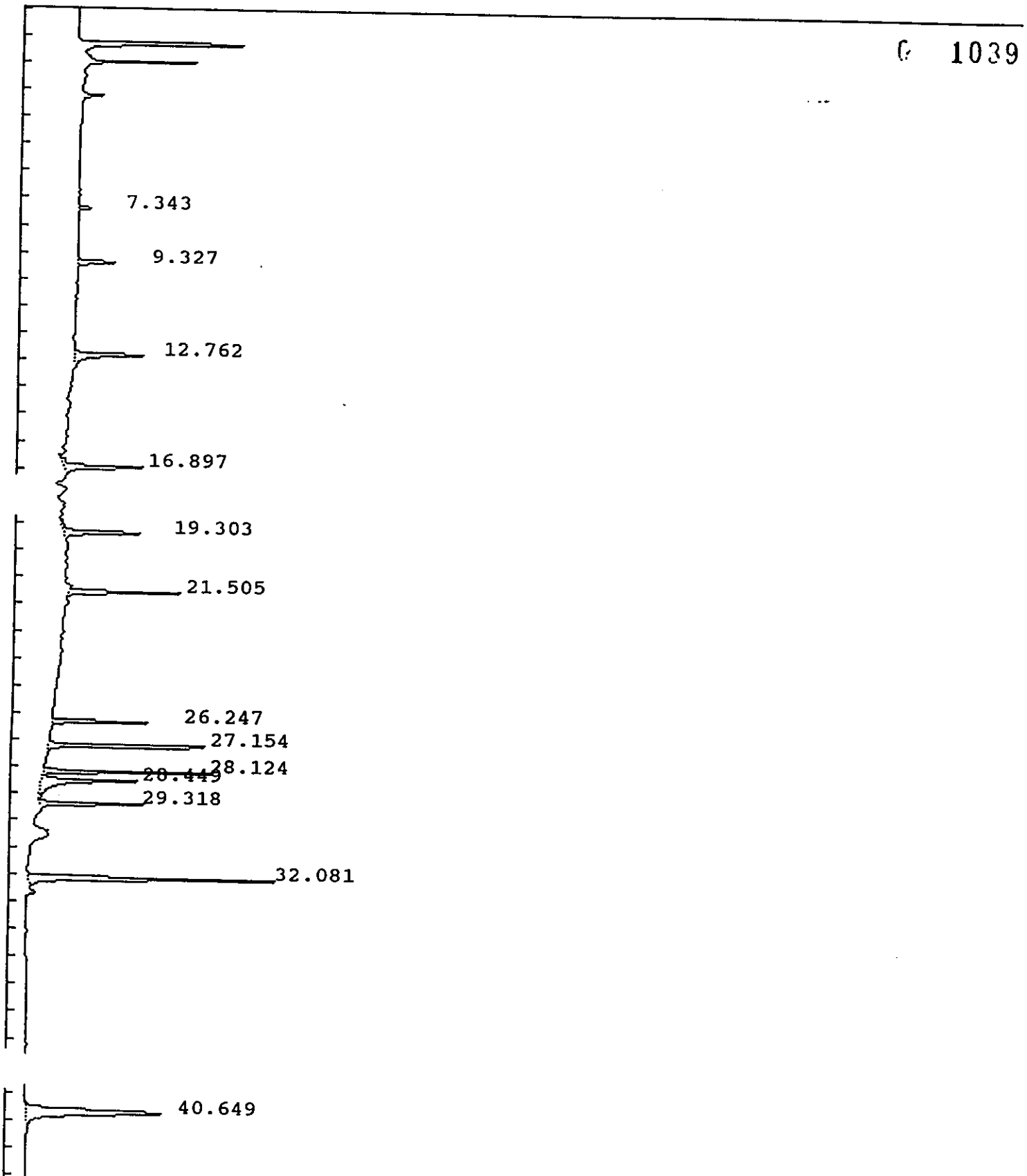

IEA Pesticide Standard Report

'ample Name : INDAL15
Result File : /DATA/LOOP/RESULT/A1209012.RES
Column Type : RTX-35 30 Meter,0.53mm ID
Instrument : HP58901A
Calculation : ExternalSTD
Run Time : 46.25 Mins. Injected on 0003 31Jan1993
Sequence File : /DATA/LOOP/SEQUENCE/A1209.SEQ
Subseq/Sample : 1/ 12 Bottle no. : 12

Report No : 99.04

Inj. Vol. : 1 ul

1040

% Dil-Fact
100.00

Run Status : RunStatusOK

Pk#	RT	ID-tm	Peak Width	Area	Code	PPB	Name
1	7.34		.098673	19685	BB	0.0000	
2	9.33		.116447	65011	BB	0.0000	
3	12.76	12.77	.138257	145365	BB	.0459	Tetrachloro-m-xylene
4	16.90	16.91	.132795	156305	PB	.0429	alpha-BHC
5	19.30	19.31	.129309	154594	PV	.0448	gamma-BHC (Lindane)
6	21.50	21.51	.101449	156429	BV	.0461	Heptachlor
7	26.25	26.25	.080510	131069	BB	.0485	Endosulfan I
8	27.15	27.15	.076809	266906	BB	.0892	Dieldrin
9	28.12	28.13	.074169	204728	BV	.0926	Endrin
10	28.45	28.45	.141274	202043	VV	.0951	4,4'-DDD
11	29.32	29.32	.084357	147693	PV	.0686	4,4'-DDT
12	32.08	32.08	.121257	417670	BV	.4559	Methoxychlor
13	40.65	#40.67	.229122	409061	BB	.1028	Decachlorobiphenyl

Total Area : 2476559 Total PPB : 1.132

Report Time : 0917 03Feb1993
Method : /DATA/LOOP/METHOD/A1209R.MTH
Result File : /DATA/LOOP/RESULT/A1209012.RES

IEA Pesticide Standard Report

Sample Name : INDBL15 Inj on 0057 31Jan1993

Result File :/DATA/LOOP/RESULT/A1209013.RES INSTRUMENT: HP58901A

Column Type : RTX-35 30-Meter,0.53mm ID Inj. Vol. : 1 ul

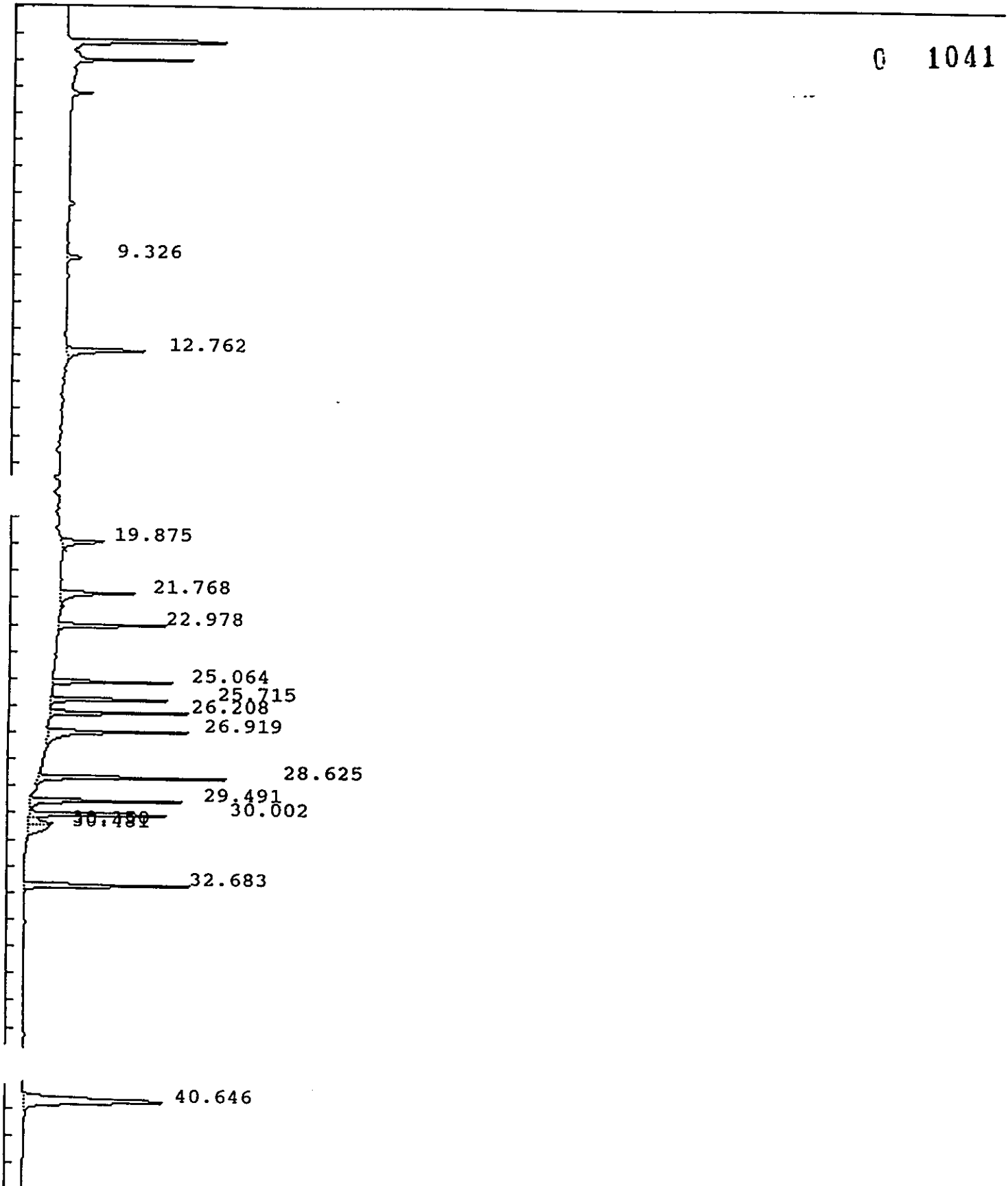

IEA Pesticide Standard Report

Sample Name : INDBL15
Result File : /DATA/LOOP/RESULT/A1209013.RES
Column Type : RTX-35 30 Meter,0.53mm ID
Instrument : HP58901A
Calculation : ExternalSTD
Run Time : 46.25 Mins. Injected on 0057 31Jan1993
Sequence File : /DATA/LOOP/SEQUENCE/A1209.SEQ
Subseq/Sample : 1/ 13 Bottle no. : 13

Report No :100.04

Inj. Vol. : 1 ul

1042

% Dil-Fact
100.00

Run Status : RunStatusOK

Pk#	RT	ID-tm	Peak Width	Area	Code	PPB	Name
1	9.33		.110655	22582	BB	0.0000	
2	12.76	12.77	.132878	162045	BB	.0512	Tetrachloro-m-xylene
3	19.87	19.88	.140272	90899	BB	.0494	beta-BHC
4	21.77	21.78	.126168	136098	BB	.0485	delta-BHC
5	22.98	22.99	.091804	160700	BB	.0489	Aldrin
6	25.06	25.07	.080182	151834	BB	.0499	Heptachlor epoxide
7	25.71	25.72	.082527	166784	BB	.0514	gamma-Chlordane
8	26.21	26.22	.080804	178100	BB	.0509	alpha-Chlordane
9	26.92	26.93	.115302	242593	BB	.0914	4,4'-DDE
10	28.62	28.63	.079696	256632	BV	.1025	Endosulfan II
11	29.49	29.50	.090183	213495	PV	.1084	Endrin aldehyde
12	30.00	30.01	.088679	224734	VV	.0995	Endosulfan sulfate
13	30.35		.180216	56129	VV	0.0000	
14	30.48		.263981	72254	VB	0.0000	
15	32.68	32.69	.112400	271178	BB	.0970	Endrin ketone
16	40.65	#40.67	.222822	415450	BB	.1044	Decachlorobiphenyl

Total Area : 2821508 Total PPB : .954

Report Time : 0918 03Feb1993
Method : /DATA/LOOP/METHOD/A1209R.MTH
Result File : /DATA/LOOP/RESULT/A1209013.RES

IEA Pesticide Standard Report

Sample Name : INDAM45 Inj on 0150 31Jan1993
Result File :/DATA/LOOP/RESULT/A1209014.RES INSTRUMENT: HP58901A
Column Type : RTX-35 30-Meter,0.53mm ID Inj. Vol. : 1 ul



IEA Pesticide Standard Report

Sample Name : INDAM45
Result File : /DATA/LOOP/RESULT/A1209014.RES
Column Type : RTX-35 30 Meter,0.53mm ID
Instrument : HP58901A
Calculation : ExternalSTD
Run Time : 46.25 Mins. Injected on 0150 31Jan1993
Sequence File : /DATA/LOOP/SEQUENCE/A1209.SEQ
Subseq/Sample : 1/ 14 Bottle no. : 14

Report No :101.08
Inj. Vol. : 1 ul

0 1044

% Dil-Fact
100.00

Run Status : RunStatusOK

Pk#	RT	ID-tm	Peak Width	Area	Code	PPB	Name
1	9.33		.111304	26839	BB	0.0000	
2	12.76	12.77	.144202	632820	BB	.2000	Tetrachloro-m-xylene
3	16.90	16.91	.126603	728883	BV	.2000	alpha-BHC
4	19.31	19.31	.121762	689822	BB	.2000	gamma-BHC (Lindane)
5	21.51	21.51	.107346	679368	BV	.2000	Heptachlor
6	26.25	26.25	.079804	540238	BB	.2000	Endosulfan I
7	27.15	27.15	.076768	1197541	BB	.4000	Dieldrin
8	28.13	28.13	.074323	884059	BV	.4000	Endrin
9	28.45	28.45	.126298	849595	VV	.4000	4,4'-DDD
10	29.32	29.32	.102233	860715	VV	.4000	4,4'-DDT
11	30.36		.149873	29420	VV	0.0000	
12	30.51		.209533	44662	VV	0.0000	
13	32.08	32.08	.124553	1832198	BV	2.0000	Methoxychlor
14	32.66	32.69	.198715	93863	VB	.0336	Endrin ketone
15	40.65	#40.67	.238097	1591709	BB	.4000	Decachlorobiphenyl

Total Area : 10681734 Total PPB : 5.034

Report Time : 0920 03Feb1993
Method : /DATA/LOOP/METHOD/A1209R.MTH
Result File : /DATA/LOOP/RESULT/A1209014.RES

IEA Pesticide Standard Report

Sample Name : INDBM45 Inj on 0244 31Jan1993

Result File :/DATA/LOOP/RESULT/A1209015.RES INSTRUMENT: HP58901A

Column Type : RTX-35 30-Meter,0.53mm ID Inj. Vol. : 1 ul

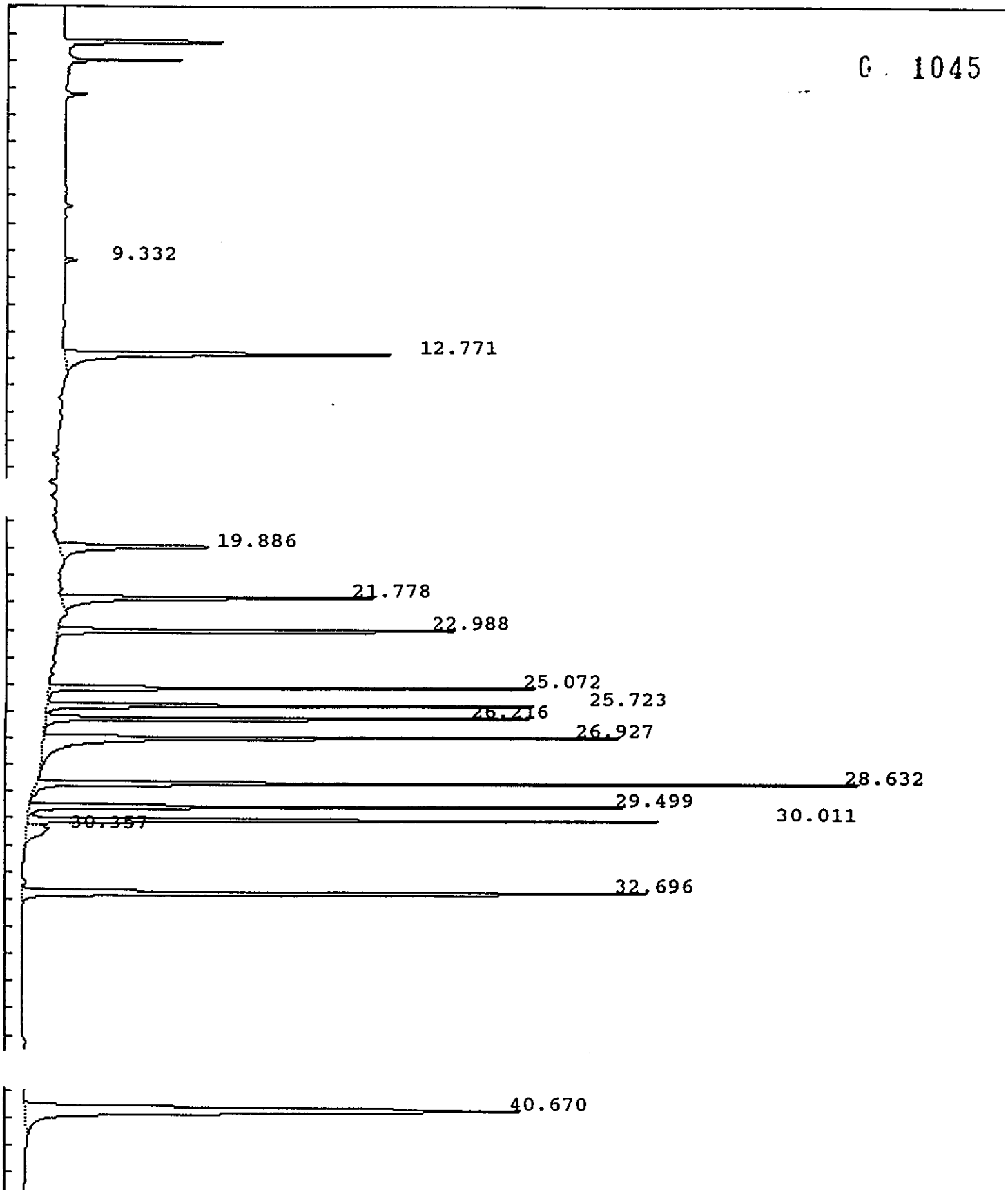

IEA Pesticide Standard Report

Sample Name : INDBM45 Report No :102.07
Result File : /DATA/LOOP/RESULT/A1209015.RES
Column Type : RTX-35 30 Meter,0.53mm ID Inj. Vol. : 1 ul
Instrument : HP58901A
Calculation : ExternalSTD
Run Time : 46.25 Mins. Injected on 0244 31Jan1993
Sequence File : /DATA/LOOP/SEQUENCE/A1209.SEQ
Subseq/Sample : 1/ 15 Bottle no. : 15

1046

% Dil-Fact
100.00

Run Status : RunStatusOK

Pk#	RT	ID-tm	Peak Width	Area	Code	PPB	Name
1	9.33		.111038	20404	BB	0.0000	
2	12.77	12.77	.143385	666631	BB	.2107	Tetrachloro-m-xylene
3	19.89	19.88	.153377	367813	BB	.2000	beta-BHC
4	21.78	21.78	.122497	561250	BV	.2000	delta-BHC
5	22.99	22.99	.091141	657926	BB	.2000	Aldrin
6	25.07	25.07	.082795	608088	BV	.2000	Heptachlor epoxide
7	25.72	25.72	.084719	648616	VV	.2000	gamma-Chlordane
8	26.22	26.22	.084824	699181	VV	.2000	alpha-Chlordane
9	26.93	26.93	.122020	1061706	PB	.4000	4,4'-DDE
10	28.63	28.63	.078655	1001365	BV	.4000	Endosulfan II
11	29.50	29.50	.088619	788089	PV	.4000	Endrin aldehyde
12	30.01	30.01	.089578	903197	VV	.4000	Endosulfan sulfate
13	30.36		.387607	114758	VB	0.0000	
14	32.70	32.69	.113570	1118140	PB	.4000	Endrin ketone
15	40.67	#40.67	.235794	1514592	BB	.3806	Decachlorobiphenyl

Total Area : 10731758 Total PPB : 3.791

Report Time : 0922 03Feb1993
Method : /DATA/LOOP/METHOD/A1209R.MTH
Result File : /DATA/LOOP/RESULT/A1209015.RES

IEA Pesticide Standard Report

Sample Name : INDAH15 Inj on 0338 31Jan1993

Result File :/DATA/LOOP/RESULT/A1209016.RES INSTRUMENT: HP58901A

Column Type : RTX-35 30-Meter,0.53mm ID Inj. Vol. : 1 ul

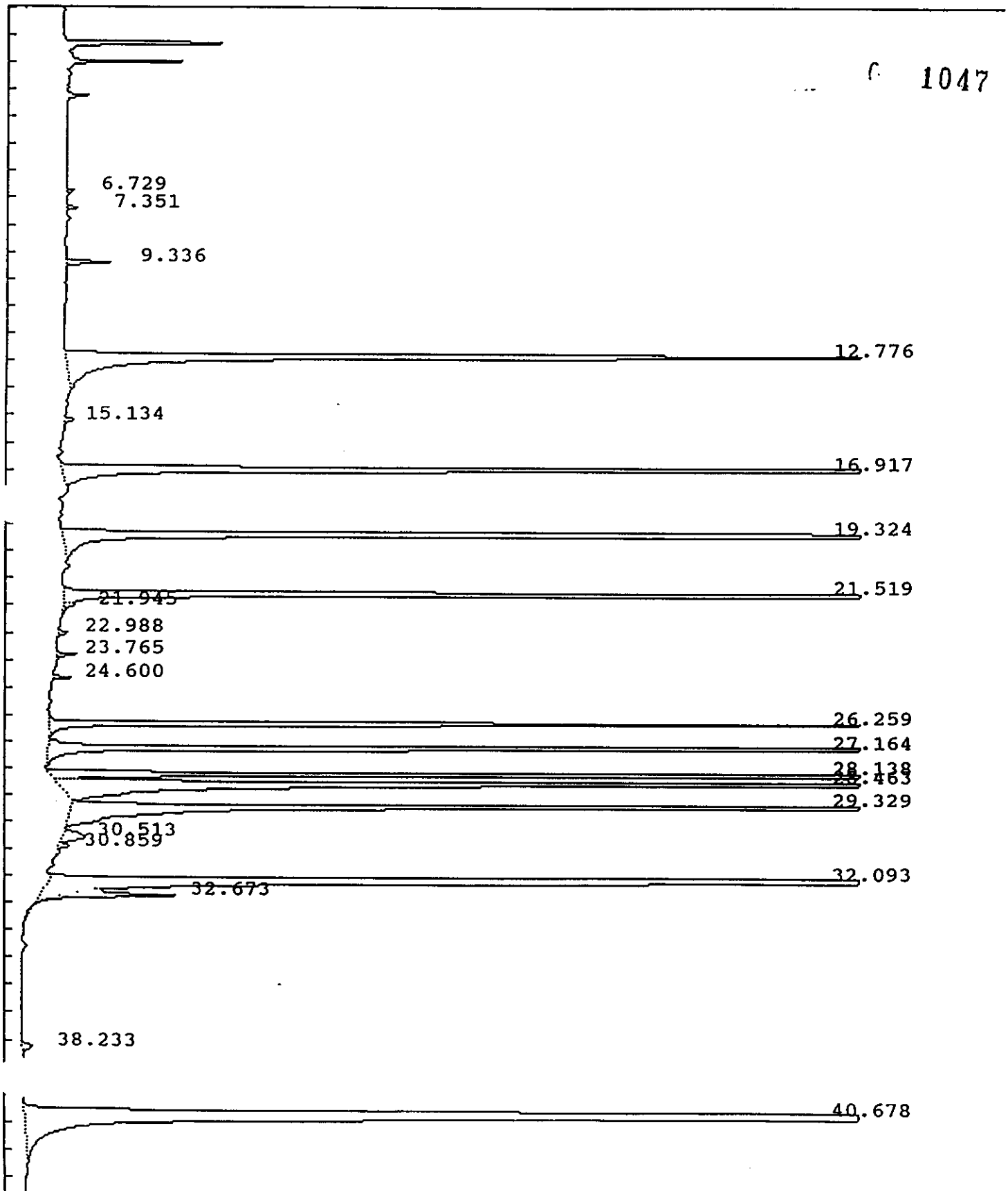

IEA Pesticide Standard Report

Sample Name : INDBH15 Inj on 0432 31Jan1993

Result File :/DATA/LOOP/RESULT/A1209017.RES INSTRUMENT: HP58901A

Column Type : RTX-35 30-Meter,0.53mm ID Inj. Vol. : 1 ul

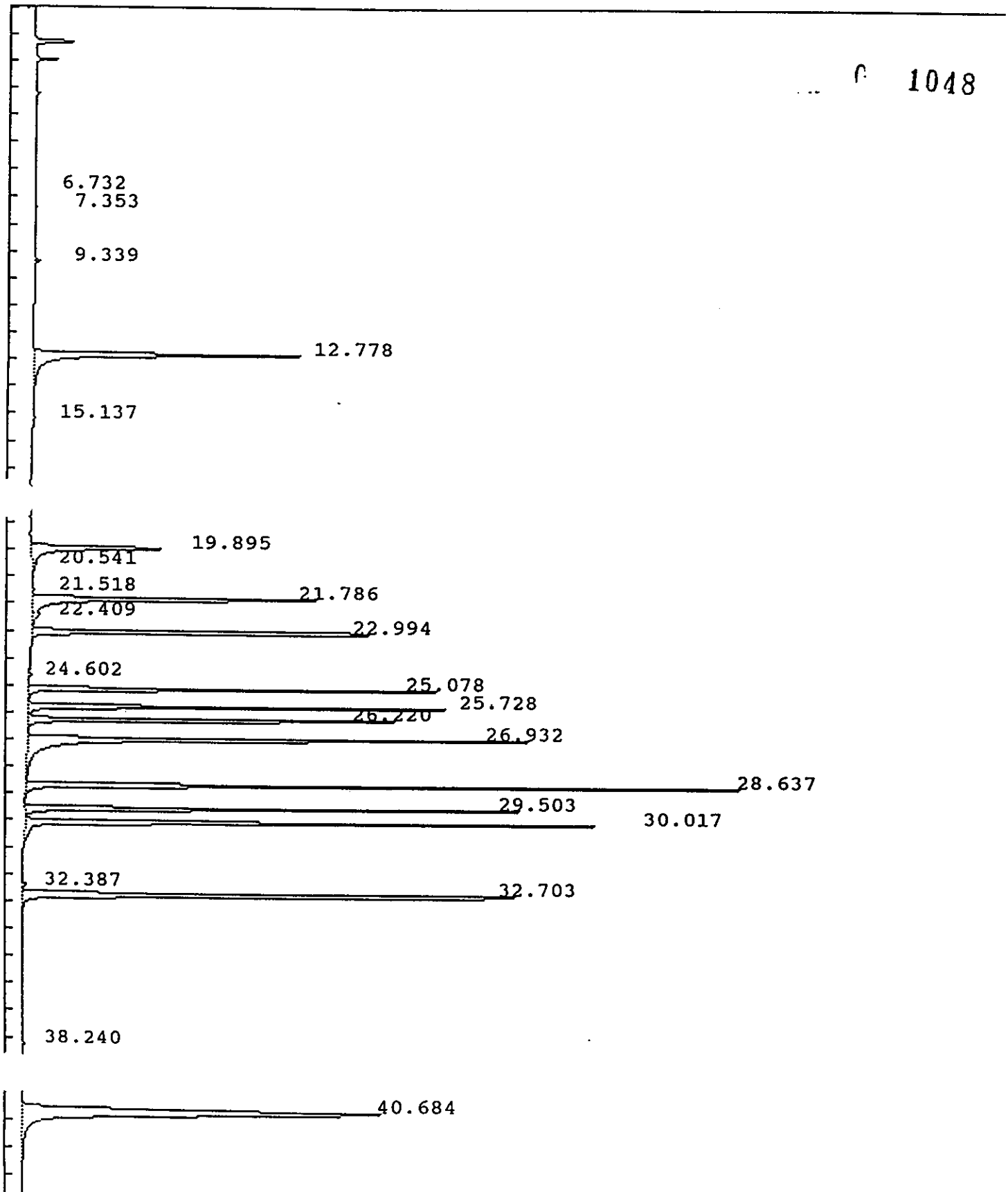

IEA Pesticide Standard Report

Sample Name : INDAH15
Result File : /DATA/LOOP/RESULT/A1209016.RES
Column Type : RTX-35 30 Meter,0.53mm ID
Instrument : HP58901A
Calculation : ExternalSTD
Run Time : 46.25 Mins. Injected on 0338 31Jan1993
Sequence File : /DATA/LOOP/SEQUENCE/A1209.SEQ
Subseq/Sample : 1/ 16 Bottle no. : 16

Report No :103.27

Inj. Vol. : 1 ul

1049

% Dil-Fact
100.00

Run Status : EndOffBaseline
SignalOverload
SpecialInteg

Pk#	RT	ID-tm	Peak Width	Area	Code	PPB	Name
1	6.73		0.000000	11621	BB	0.0000	
2	7.35		0.000000	17518	BB	0.0000	
3	9.34		0.000000	73669	BB	0.0000	
4	12.78	12.77	0.000000	2592183	BB	.8192	Tetrachloro-m-xylene
5	15.13		0.000000	15730	BB	0.0000	
6	16.92	16.91	0.000000	3189538	BB	.8752	alpha-BHC
7	19.32	19.31	0.000000	3099712	BB	.8987	gamma-BHC (Lindane)
8	21.52	21.51	0.000000	2685179	VV	.7905	Heptachlor
9	21.95		0.000000	29162	VB	0.0000	
10	22.99	22.99	0.000000	15405	BB	.0047	Aldrin
11	23.77		0.000000	24736	BV	0.0000	
12	24.60		0.000000	23138	BB	0.0000	
13	26.26	26.25	0.000000	2273739	BV	.8418	Endosulfan I
14	27.16	27.15	0.000000	5064534	GS	1.6916	Dieldrin
15	28.14	28.13	0.000000	3591337	FF	1.6249	Endrin
16	28.46	28.45	0.000000	3436485	FF	1.6179	4,4'-DDD
17	29.33	29.32	0.000000	3703399	BS	1.7211	4,4'-DDT
18	30.51		0.000000	83938	BV	0.0000	
19	30.86		0.000000	16182	PV	0.0000	
20	32.09	32.08	0.000000	7108886	GS	7.7600	Methoxychlor
21	32.67	32.69	0.000000	183258	BT	.0656	Endrin ketone
22	38.23		0.000000	26926	BB	0.0000	
23	40.68	#40.67	0.000000	5765307	BB	1.4488	Decachlorobiphenyl

Total Area : 43031576 Total PPB : 20.160

Report Time : 0924 03Feb1993
Method : /DATA/LOOP/METHOD/A1209R.MTH
Result File : /DATA/LOOP/RESULT/A1209016.RES