22420

EAST SIDE ACCESS PROJECT

SUPPLEMENTAL ENVIRONMENTAL SITE INVESTIGATION FINDINGS REPORT SUMMARY for CONSTRUCTION CONTRACT CQ028 QUEENS OPEN-CUT EXCAVATION IN EXISTING RAILYARD

(FINAL SUBMITTAL)

December, 2002

RECEIVED
N.Y.S. D.E.C. - REGION 2
MAR 17 2003
DIVISION OF
ENVIRONMENTAL PERMITS

Prepared by PB/STV Joint Venture
Prepared for MTA East Side Access Project

RECEIVED
DEC 10 2002
ESA DOCUMENT CONTROL

Prepared by:	R. Naroznik M. Hagerty
Reviewed by:	J. Butler C. Vilardi

43

FIG 6-11 MISSING
PAGE 1 MISSING
3/18/03

SUPPLEMENTAL ENVIRONMENTAL SITE INVESTIGATION FINDINGS REPORT SUMMARY FOR CONSTRUCTION CONTRACT CQ028 QUEENS OPEN-CUT EXCAVATION IN EXISTING RAILYARD (FINAL SUBMITTAL)

TABLE OF CONTENTS

SECTION **PAGE**

1.0 INTRODUCTION 1
2.0 SCOPE OF WORK 4
2.1 PCB-Contaminated Petroleum Plume (Separate Phase) 4
2.2 Honeywell Street Bridge Plume 5
2.2.1 Phase IA Investigation 5
2.2.2 Supplemental Phase II Investigation 5
2.2.3 Delineation of Honeywell Street Bridge Plume 6
2.2.4 Supplemental Phase II Investigation 7
2.3 Lead Soil Delineation 8
2.4 Dutch Kills Storm Drain Outfall Investigation 8
3.1 PCB-Contaminated Petroleum Plume (Separate Phase) 10
3.2 Honeywell Street Bridge Plume 10
3.2.1 Soil Sample Characterization 11
3.2.1.1 Soil Sample Characterization (May 2001) 11
3.2.1.2 Soil Sample Characterization (October 2001) 12
3.2.1.3 Soil Sample Characterization (March through May 2002) 14
3.2.2 VOC Soil Sample Results 17
3.2.3 SVOC Soil Sample Results 20
3.2.4 Total Lead and TCLP Metals Results 23
3.2.5 Groundwater Sample Results 24
3.2.5.1 Field Observations and Water Quality Parameters 25
3.2.5.2 VOCs 26
3.2.5.3 SVOCs 30
3.2.5.4 Total TAL and Dissolved TAL Metals 34
3.2.5.5 Leachate Indicators 36
3.3 Lead Soil Delineation 37
3.3.1 Soil Sample Characterization 37

3.4 Storm Drain Investigation 42
3.4.1 Sediment Sample Characterization 42
3.4.2 Sediment Analytical Results 43
4.0 CONCLUSIONS 45
4.1 PCB-Contaminated Petroleum Plume (Separate Phase) 45
4.2 Honeywell Street Bridge Plume 45
4.2.1 Soil Results - TAGM #4046 Guidance Value Exceedances 47
4.2.1.1 VOCs 47
4.2.1.2 SVOCs 48
4.2.2 Soil Results – NYSDEC Record of Decision Guidance Values 50
4.2.2.1 Carcinogenic PAHs 51
4.2.2.2 Total Lead 51
4.2.3 Soil Results - NYSDEC STARS Guidelines 51
4.2.3.1 VOCs 52
4.2.3.2 SVOCs 52
4.2.4 Soil Results - USEPA Hazardous Waste Regulatory Levels for Toxicity Characteristic 54
4.2.5 Groundwater Sample Results – NYSDEC TOGS Standards 55
4.2.5.1 VOCs 55
4.2.5.2 SVOCs 59
4.2.5.3 Total TAL and Dissolved TAL Metals 61
4.2.5.4 Leachate Indicators 63
4.3.1 USEPA Hazardous Waste Regulatory Levels for Toxicity Characteristic 64
4.3.2 NYSDEC Record of Decision Guidance Values 64
4.4 Storm Drain Investigation 65
4.3.1 PCBs 65
4.3.2 TCLP Metals 65
4.3.3 TPH DRO/GRO 65
5.0 RECOMMENDATIONS 67
5.1 PCB-Contaminated Petroleum Plume (Separate Phase) 67
5.2 Honeywell Street Bridge Plume 67
5.2.1 Soil Recommendations 67
5.2.2 Groundwater Recommendations 67
5.3 Lead Soil Delineation 68
5.4 Storm Drain Investigation 68
6.0 REFERENCES 69

TABLES

1 Groundwater Elevations Synoptic Readings

2 Honeywell Street Bridge Plume Investigation – Summary of Soil Sample Results for VOCs – Existing Rail Yard

3 Honeywell Street Bridge Plume Investigation – Summary of Soil Sample Results for SVOCs – Existing Rail Yard

4 Honeywell Street Bridge Plume Investigation – Summary of Soil Sample Results for TCLP and Total Lead - Existing Rail Yard

5 Summary of Groundwater Quality Data, April – May 2002

6 Honeywell Street Bridge Plume Investigation – Summary of Groundwater Sample Results for VOCs, May/October 2001

7 Honeywell Street Bridge Plume Investigation – Summary of Groundwater Sample Results for VOCs, April – May 2002

8 Honeywell Street Bridge Plume Investigation – Summary of Groundwater Sample Results for SVOCs, April – May 2002

9 Honeywell Street Bridge Plume Investigation – Summary of Groundwater Sample Results for TAL Metals, October 2001

10 Summary of Groundwater Sample Results for Leachate Indicators, April – May 2002

11 Summary of Construction Details for Monitoring Wells

12 Summary of Storm Sewer Sediment Sample Results for Total Petroleum Hydrocarbons (TPH) – Existing Rail Yard

13 Summary of Storm Sewer Sediment Sample Results for Polychlorinated Biphenyls (PCBs) – Existing Rail Yard

14 Summary of Sediment Sample Results for Toxicity Characteristics Leaching Procedure (TCLP) Metals – Existing Rail Yard

Yard and Harold Interlocking" (TE, 2002A) and "Findings Report for the Environmental Site Investigation of the Existing Rail Yard" (TE, 2002B).

The presence of environmental areas of concern (AOCs) is based upon data collected during current and previous site investigations. Soil and structures within the proposed construction areas are defined as AOCs if samples collected within these areas were determined to contain substances above regulatory thresholds or if field observations indicated the potential for contamination. An AOC indicates an area that will require specific testing, handling, and disposal protocols during construction and contaminant controls may be required to safeguard the construction work force. Figure 2 depicts the locations of historic AOCs. The following AOCs were identified as areas where soil and ballast were impacted by VOCs, SVOCs and petroleum products: AOCs 1, 2, 1A, 3, 3A, 7, 7A, 8, 9, 10, 11, 11A, 14, 15, 16A, 17A, 22, 23, 24, 25, 26, 27, 28, and 29. Structures containing lead-based paint and asbestos containing materials were identified in AOCs 3, 4, 6, 9, and 12. Areas where soil was impacted by high total lead concentrations were identified as AOCs 19, 20, and 21. Resource Conservation and Recovery Act (RCRA) regulatory levels for Toxicity Characteristics Leaching Procedure (TCLP) lead were exceeded in surface soil or sediment at AOCs 6, 16, 17, and 18. Surface soil and sediment determined hazardous are to be removed and disposed under Contract CQ025 according to the Construction Contaminant Management Plan for CQ025 (CCMP) (TE, 2002E).

Several groundwater plumes were previously identified in the vicinity of the Queens Alignment footprint. These plumes are depicted in Figure 3 with the exception of the Honeywell Street Bridge Plume. The Honeywell Street Bridge Plume (presented in Figure 11) is depicted by a two dimensional interpolation of initial total CVOC concentration (in ppb) based upon the latest groundwater analytical findings collect in April and May 2002. Figure 4 is a key plan presenting the layout of Figures 5 through 10, as follows:

- Figure 5 includes the westernmost portion of the site between Dutch Kills Basin and Thomson Avenue.
- Figure 6 includes the Existing Rail Yard between Thomson Avenue and the Queens Boulevard Bridge.

- Figure 7 includes the portion of the Existing Rail Yard immediately south of the existing Superior Reed buildings at the location of the proposed open-cut excavation.
- Figure 8 shows the area to the north of the Existing Rail Yard at the location of the open-cut excavation also including Kinney Lot and Northern Boulevard.
- Figure 9 shows the Existing Rail Yard, centered on the Honeywell Street Bridge.
- Figure 10 shows the Existing Rail Yard east of the Honeywell Street Bridge to the 39th Street Bridge.

2.0 SCOPE OF WORK

The scope of work for the Supplemental ESI was based on the findings of Phase I ESIs conducted within the Queens Alignment for Sunnyside Yard, the Existing Rail Yard, Harold Interlocking, and Sunnyside Station. The Supplemental ESI was conducted according to the following sampling and analysis plans:

- "Sampling and Analysis Plan for the Supplemental Environmental Site Investigation of the Queens Alignment (Phase IA), Design Package Nos. CQ025, CQ026, and CQ028" (TE, 2001A). This document includes Environmental Surveys 1 through 9.
- "Sampling and Analysis Plan for the Supplemental Environmental Site Investigation of the Queens Alignment, East Side Access Project (Phase II), Revision No. 1" (TE, 2001B). Only Environmental Survey 8 applies to Contract CQ028.
- Supplemental sampling and analysis protocol for Environmental Survey 8 – the Delineation of the Honeywell Street Bridge Plume (RFCO 019) (TE, 2002C).

Contract CQ028 includes the Queens Open-Cut Excavation in Existing Rail Yard. This ESI report provides a summary of findings, conclusions, and recommendations for Environmental Surveys 5, 7, and 8. Areas of investigation with associated tasks are described below.

2.1 PCB-Contaminated Petroleum Plume (Separate Phase)

This investigation was referred to in the Phase IA SAP as Environmental Survey 5. The objective was to document the state of the historic light non-aqueous phase liquid (LNAPL) plume identified at monitoring wells within the eastern portion of the Existing Rail Yard. The PCB plume originated on Amtrak property and extends north into LIRR property. Amtrak is currently conducting LNAPL recovery on Amtrak property. Construction activities associated with the open-cut excavation are not expected to impact the PCB plume. During Phase IA existing TE and Amtrak monitoring wells were gauged.

2.2 Honeywell Street Bridge Plume

This investigation is referred to in the Phase IA and II SAPs as Environmental Survey 8. A limited summary of the shallow soil results was presented in the ESI Findings report for Contract CQ025. This ESI Findings report presents a complete summary of all of the soil and groundwater sample results of Environmental Survey 8.

2.2.1 Phase IA Investigation

The objective of the survey, during Phase IA, was to determine the concentrations of dissolved-phase chlorinated volatile organic compounds (CVOCs) located in the vicinity of monitoring well TE-MW-QA-4 (Figure 3). The following activities were conducted during Phase IA:

- Installed three deep groundwater monitoring wells (TE-MW-1A-10, TE-MW-1A-11, and TE-MW-1A-13) screened immediately above bedrock;
- Collected soil samples from each new well location; and
- Sampled and gauged two existing and three new monitoring wells.

The investigative effort during Phase IA was the initial investigation in the area of the Honeywell Street Bridge Plume and was completed in May 2001.

2.2.2 Supplemental Phase II Investigation

Based on the analytical results from the initial investigation during Phase IA, six additional monitoring wells were proposed to delineate the horizontal and vertical extent of the dissolved-phase CVOC plume, and to identify potential source areas of CVOC

impacted-soil. Work was conducted in October 2001. Refer to Figures 7 and 9 for locations. The following activities was performed as part of the investigation:

- Installed six deep monitoring wells (TE-MW-2-15, TE-MW-2-16, TE-MW-2-17, TE-MW-2-18B, TE-MW-2-19, and TE-MW-2-20) screened immediately above bedrock;
- Collected soil samples from each new monitoring well location;
- Collected groundwater samples from each new monitoring well; and
- Collected groundwater samples from five existing monitoring wells.

2.2.3 Delineation of Honeywell Street Bridge Plume

Based on the analytical results from the Phase II Supplemental investigation, additional monitoring wells were proposed. Refer to Figure 10 for locations. The following activities was performed as part of this investigation:

- Installed two deep groundwater monitoring wells (TE-MW-2-28D AND TE-MW-2-26D) screened immediately above the bedrock surface between the monitoring well TE-MW-2-17 and the northern wall of the proposed Queens Open-Cut Excavation;
- Installed two shallow groundwater monitoring wells (TE-MW-2-28S and TE-MW-2-26S) screened within the groundwater/soil interface between the existing monitoring well TE-MW-2-17 and the northern wall of the proposed Queens Open-Cut Excavation;
- Installed two deep groundwater monitoring wells (TE-MW-2-22D AND TE-MW-2-21) screened immediately above the bedrock surface and one shallow groundwater monitoring well (TE-MW-2-22S) screened within the groundwater/soil interface just east of the Honeywell Street Bridge;
- Installed two deep groundwater monitoring wells (TE-MW-2-25D and TE-MW-2-30D) screened immediately above the bedrock surface and two shallow groundwater monitoring wells (TE-MW-2-25S and TE-MW-2-30S) screened within the groundwater/soil interface north of the existing monitoring wells TE-MW-1A-11 and

TE-MW-2-18B. These wells were installed within the lot adjacent to the Existing Rail Yard owned by Audax Construction Corporation (Block 239, Lot 110);

- Installed one deep groundwater monitoring well (TE-MW-2-29) screened immediately above the bedrock surface between existing monitoring wells TE-MW-2-20 and MW-42;
- Installed two deep groundwater monitoring wells (TE-MW-2-23D and TE-MW-2-24) screened immediately above the bedrock surface and one shallow groundwater monitoring well (TE-MW-2-23S) screened within the groundwater/soil interface on the eastern sidewalk of Honeywell Street between the intersection with Northern Boulevard and the Honeywell Street Bridge;
- Collected three representative soil samples for laboratory analysis from each borehole at three 2-foot intervals including immediately below the existing surface grade, the middle of the borehole and immediately above the bedrock surface; and
- Collected groundwater samples for laboratory analysis from monitoring wells that were installed to investigate the Honeywell Street Bridge Plume.

2.2.4 Supplemental Phase II Investigation

Based on the analytical results from the initial investigation during Phase IA, six additional monitoring wells were proposed to delineate the horizontal and vertical extent of the dissolved-phase CVOC plume, and to identify potential source areas of CVOC impacted-soil. Work was conducted in October 2001. Refer to Figures 7 and 9 for locations. The following activities was performed as part of the investigation:

- Installed six deep monitoring wells (TE-MW-2-15, TE-MW-2-16, TE-MW-2-17, TE-MW-2-18B, TE-MW-2-19, and TE-MW-2-20) screened immediately above bedrock;
- Collected soil samples from each new monitoring well location;
- Collected groundwater samples from each new monitoring well; and
- Collected groundwater samples from five existing monitoring wells.

Soil sample analytical findings determined that proposed monitoring well location TE-MW-2-18 and well location TE-MW-2-20 had lead concentrations in excess of the RCRA Hazardous Waste Regulatory Levels. At these locations, subsurface delineation of lead contamination was required. As such, the following activities were performed as part of this supplemental Phase II investigation:

- Advanced four borings approximately 5 feet from location TE-MW-2-18 and one boring at location TE-MW-2-18; and
- Advanced eight borings surrounding location TE-MW-2-20 and one boring immediately adjacent well TE-MW-2-20.

2.3 Lead Soil Delineation

During the investigation of the Honeywell Street Bridge Plume, lead concentrations in excess of the RCRA Hazardous Waste Regulatory Levels were detected in soil sample at the proposed monitoring well location TE-MW-2-18 and well location TE-MW-2-20. At these locations, subsurface delineation of lead contamination was required. The following activities were performed for this supplemental investigation:

- Advanced four borings surrounding location TE-MW-2-18 and one boring at location TE-MW-2-18; and
- Advanced eight borings surrounding location TE-MW-2-20 and one boring immediately adjacent to well location TE-MW-2-20.

2.4 Dutch Kills Storm Drain Outfall Investigation

This investigation was referred to in the Phase IA SAP as Environmental Survey 7. The objective was to sample and characterize the storm drain sediments for handling and disposal purposes. The construction of the Open-Cut Excavation will require the relocation of a portion

3.0 FINDINGS

The findings of the Supplemental ESIs are presented in this section. This section also discusses identified environmental concerns, sampling procedures, and analytical results. Tables 1 through 14 include the analytical summaries for each sample location within each environmental survey area. Figures 5 through 11 provide sample locations for the environmental surveys. Laboratory analytical data reports are presented in Appendix A.

3.1 PCB-Contaminated Petroleum Plume (Separate Phase)

The survey of the PCB-contaminated separate phase oil plume was conducted at existing monitoring wells on both Amtrak and LIRR property. The survey was conducted on May 30, 2001 utilizing a groundwater-product interface probe. The following monitoring wells were gauged: RW-1, MW-13, MW-16, MW-19, MW-20, MW-21, MW-23D, MW-35, MW-36, MW-38D, MW-39D, MW-49, MW-50, MW-52, MW-70, TE-MW-YA-27S and TE-MW-28S. Table 1 includes the groundwater elevation and PCB-contaminated separate phase oil plume thickness measured at each well. A measurable PCB-contaminated separate phase oil plume ranging from 0.01 to 3.62 feet was detected at the following monitoring wells: RW-1, MW-16, MW-20, MW-36, MW-49, MW-50, MW-52, and TE-MW-28S. A PCB-contaminated separate phase oil plume sheen was detected at monitoring well MW-23D. Monitoring well locations are presented on Figures 9 and 10.

3.2 Honeywell Street Bridge Plume

In May and October of 2001, ten groundwater-monitoring wells were installed to delineate the extent of a dissolved phase CVOC plume in the vicinity of monitoring well TE-MW-QA-4. Monitoring wells were installed using both a 6-¼" diameter Hollow Stem Auger (HSA) and a mud rotary drill rig. Soil samples were collected from three depth intervals at each location using a hand auger and a split spoon sampler.

Fifteen additional groundwater-monitoring wells were installed in March, April, and May of 2002 to further delineate the horizontal and vertical extent and source of the dissolved phase CVOC plume.

Groundwater samples were collected from each monitoring well location using a disposable teflon bailer after each well was fully developed in the field. Monitoring well sample locations for the Honeywell Street Bridge Plume are presented in Figure 11. Boring logs are presented in Appendix B.

3.2.1 Soil Sample Characterization

3.2.1.1 Soil Sample Characterization (May 2001)

The borehole for monitoring well TE-MW-1A-10 was advanced to 32 ft-bg. Two soil samples were collected from 0 to 5 ft-bg and from 30 to 32 ft-bg. Recovered material was characterized as dark and light brown, silty sand from the 0 to 5 ft-bg and 30 to 32 ft-bg sampling intervals. A petroleum sheen was visible on the soil surface from 4 to 5 ft-bg. Material was moist at 3 feet and saturated below 4 feet. A PID reading of 3.1 ppm was observed at the sampling interval of 4 to 5 ft-bg.

The borehole for monitoring well TE-MW-1A-11 was advanced to 52 ft-bg. Three soil samples were collected from 0 to 5 ft-bg, 24 to 26 ft-bg, and 50 to 52 ft-bg. Recovered material was characterized as brown, silty sand with some small gravel and cobble with wet, gray, clay at 49 ft-bg. Material was moist at 3 feet and saturated below 4 feet. PID readings of 0 ppm were observed at all sampling intervals.

The borehole for monitoring well TE-MW-1A-12 was advanced to 40 ft-bg. Three soil samples were collected from 0 to 4 ft-bg, 30 to 32 ft-bg, and 39 to 40

ft-bg. Recovered material was characterized as dark brown, medium and coarse grained, silty sand with some gravel present at 1 ft-bg and 39 ft-bg. Material was moist at 2.5 feet and saturated below 3.5 feet. The PID readings of 6.2, 3.6, and 4.3 ppm were observed at the sampling intervals of 0 to 4 ft-bg, 30 to 32 ft-bg and 39 to 40 ft-bg, respectively.

The borehole for monitoring well TE-MW-1A-13 was advanced to 42 ft-bg. Four soil samples were collected from 0 to 5 ft-bg, 30 ft-bg, 35 to 37 ft-bg, and 40 to 42 ft-bg. Recovered material was characterized as brown, silty sand with some small gravel. Material was moist at 3 feet and saturated below 4 feet. The PID reading of 1.2 ppm was observed at the sampling intervals of 30 to 32 ft-bg and 35 to 37 ft-bg.

3.2.1.2 Soil Sample Characterization (October 2001)

The borehole for monitoring well TE-MW-2-15 was advanced to 40 ft-bg. Three soil samples collected from 0 to 5 ft-bg, 25 to 27 ft-bg, and 38 to 40 ft-bg. Recovered material was characterized as fill material from the 0 to 5 ft-bg interval. At the 25 to 27 ft-bg and 38 to 40 ft-bg intervals, the recovered material was characterized as black-gray very soft clay and peat, with trace gravel. The PID readings were observed at 0 ppm for all sampling intervals.

The borehole for monitoring well TE-MW-2-16 was advanced to 42 ft-bg. Four soil samples were collected from 0 to 5 ft-bg, 15 to 17 ft-bg, 30 to 32 ft-bg, and 40 to 42 ft-bg. Recovered material was characterized as fill material from the 0 to 5 ft-bg interval. At the 15 to 17 ft-bg interval, the recovered material was a mix of gray medium sand and gray clay, silt and peat. At the 30 to 32 ft-bg interval the recovered material was characterized as brown, moist, silty-sand and sandy soft clay. At the 40 to 42 ft-bg interval, recovered material was characterized as gray sand and red shale with coarse black-gray gravel. Petroleum odor was

detected at 4 ft-bg. The PID readings were observed at 0 ppm in this sampling interval as well as others in this borehole.

The borehole for monitoring well TE-MW-2-17 was advanced to 44.5 ft-bg. Four soil samples were collected from 0 to 5 ft-bg, 20 to 22 ft-bg, 35 to 37 ft-bg, and 43 to 44.5 ft-bg. Recovered material was characterized as fill material from the 0 to 5 ft-bg interval. At the 20 to 22 ft-bg and 35 to 37 ft-bg intervals, recovered material was characterized as gray, moist silty sand with trace fine to coarse gravel. The 42.5 to 44.5 ft-bg interval was characterized as gray sand and gravel with trace red soft clay and trace fine gravel. The PID readings were observed at 0 ppm in all sampling intervals.

The borehole for proposed monitoring well TE-MW-2-18 was not completed. A subsurface obstruction was encountered at 13 ft-bg that prevented further drilling. A sample was collected from 3 to 7 ft-bg and was analyzed for TCL VOCs, TCL SVOC, TCLP Metals and total lead. Recovered material was characterized as dark brown silt with trace sand. PID readings were observed at or below ambient levels. An alternate monitoring well location, designated TE-MW-2-18B, was installed east of the abandoned boring.

The borehole for monitoring well TE-ME-2-18B was advanced to 37 ft-bg. Two soil samples were collected 0 to 4 ft-bg and 29 to 29.7 ft-bg. Recovered material was characterized as fill material from the interval of 0 to 4 ft-bg. At the 29 to 29.7 ft-bg sampling interval the recovered material was black and gray weathered bedrock. PID readings of 0 ppm were observed at all sampling intervals.

The borehole for monitoring well TE-MW-2-19 was advanced to 32 ft-bg. Two soil samples were collected from 0 to 5 ft-bg and 30 to 32 ft-bg. Recovered material was characterized as fill material at the 0 to 5 ft-bg sampling interval and moist gray brown sand with trace coarse gravel at the 30 to 32 ft-bg sampling interval. PID readings of 0 ppm were observed at all sampling intervals.

The borehole for monitoring well TE-MW-2-20 was advanced to 29 ft-bg. Three soil samples were collected from 0 to 5 ft-bg, 15 to 17 ft-bg, and 27 to 28.5 ft-bg. Recovered material was characterized as fill material at the 0 to 5 ft-bg interval. At the 15 to 17 ft-bg interval, the recovered material was characterized as brown, moist, silty sand with coarse gravel, and gray, sandy soil with coarse angular gravel. A 2-inch clay layer was identified at the deepest portion of the 27 to 28.5 ft-bg sampling interval. PID readings of 0 ppm were observed at all sampling intervals.

3.2.1.3 Soil Sample Characterization (March through May 2002)

The borehole for sample location TE-MW-2-21 was advanced to 55 ft-bg. Three soil samples were collected from the intervals of 0 to 4 ft-bg, 23 to 25 ft-bg, and 53 to 55 ft-bg. Recovered fill material from the interval of 0 to 4 ft-bg was characterized as moist, dark brown to black, fine sand with mica and some gravel. At the 23 to 25 ft-bg interval, the recovered material was characterized as moist, brown, silty sand with mica, gravel and fragmented bedrock. The 53 to 55 ft-bg interval was characterized as olive-gray, fine to medium sand with silt and clay and fine gravel. PID readings were observed at 0 ppm, 5.7ppm, and 7 ppm for the sampling intervals 0 to 4 ft-bg, 23 to 25 ft-bg, and 53 to 55 ft-bg intervals, respectively. The bottom of the well was set at a depth of 52 ft-bg, following a partial collapse of the borehole.

The borehole for monitoring well TE-MW-2-22D was advanced to 56 ft-bg. Three soil samples were collected from 0 to 4 ft-bg, 28 to 30 ft-bg, and 50 to 55 ft-bg intervals. The recovered fill material from the interval of 0 to 4 ft-bg was characterized as very moist, brown, silty clay with medium gravel. At the 28 to 30 ft-bg interval, the recovered material was characterized as moist, gray, medium sand with clay and some gravel. The 50 to 55 ft-bg interval was characterized as

dark brown, medium to large sand with coarse gravel. PID readings were observed at ambient levels for the shallow and deepest sampling intervals.

The borehole for monitoring well TE-MW-2-23D was advanced to 73 ft-bg. Three soil samples were collected from 3 to 5 ft-bg, 29 to 31 ft-bg, and 64 to 66 ft-bg. The material from the interval of 0 to 0.5 ft-bg was concrete. Recovered material for the remaining sampling interval, 3 to 5 ft-bg was characterized as brown, medium sand. At the 29 to 31 ft-bg interval the recovered material was characterized as brown, coarse sand with fine gravel. The 64 to 66 ft-bg interval was characterized as dark brown, silty sand with mica and some gravel. PID readings were observed at 0 ppm, 4.2 ppm, and 27 ppm at the sample intervals of 3 to 5 ft-bg, 29 to 31 ft-bg, and 64 to 66 ft-bg, respectively.

The borehole for monitoring well TE-MW-2-24 was advanced to 50 ft-bg. The material from the interval of 0 to 0.5 ft-bg was concrete. Two soil samples were collected from 0 to 4 ft-bg and 28 to 30 ft-bg intervals. The recovered material from the 0 to 4 ft-bg interval was fill material characterized as dark brown, medium sand. The 28 to 30 ft-bg interval was characterized as reddish brown, silty clay. PID readings were observed at 0 ppm and 4 ppm, at the sample intervals of 0 to 5 ft-bg and 28 to 30 ft-bg intervals, respectively.

The borehole for monitoring well TE-MW-2-25D was advanced to 45 ft-bg. One soil sample was collected from 28 to 30 ft-bg interval. The recovered material was characterized as brown, medium sand with gravel. The PID reading was observed at 2.6 ppm at this sampling interval.

The borehole for monitoring well TE-MW-2-25S was advanced to 17 ft-bg. One soil sample was collected from the interval of 7 to 9 ft-bg. The recovered material was characterized as dark brown, medium sand with fine gravel. The PID reading was observed at 4.2 ppm for this sampling interval.

The borehole for monitoring well TE-MW-2-26D was advanced to 77 ft-bg. Four soil samples were collected from the 0 to 4 ft-bg, 28 to 30 ft-bg, 50 to 52 ft-bg, and 75 to 77 ft-bg intervals. The recovered material from the 0 to 4 ft-bg was fill material characterized as brown to dark brown, fine to medium sand with some silt. At the sample intervals 28 to 30 ft-bg and 50 to 52 ft-bg, the recovered material was characterized as light brown, medium sand with some silt, mica, and gravel. The material from the deepest sampling interval was weathered bedrock. PID readings were observed at 0 ppm, 7.7 ppm, 8.1ppm, and 0 ppm at the 0 to 4 ft-bg, 28 to 30 ft-bg, 50 to 52 ft-bg, and 75 to 77 ft-bg sampling intervals, respectively.

The borehole for monitoring well TE-MW-2-28D was advanced to 93 ft-bg. Three soil samples were collected from the intervals of 0 to 3 ft-bg, 28 to 32 ft-bg, and 65 to 67 ft-bg. The recovered material from 0 to 3 ft-bg was characterized as black to dark brown, coarse sand with fine gravel, coal, and black organic material. At the 28 to 32 ft-bg sample interval the material was characterized as moist, dark brown, coarse sand with mica and gravel. The recovered material from 65 to 67 ft-bg interval was characterized as olive, gray medium sand with silt, mica, and gravel. PID readings were observed at 0 ppm, 20 ppm, and 41.1 ppm at the 0 to 3 ft-bg, 28 to 32 ft-bg, and 65 to 67 ft-bg sampling intervals, respectively.

The borehole for monitoring well TE-MW-2-29 was advanced into bedrock. At 31 ft-bg an obstruction was encountered preventing further mud rotary drilling. After core drilling the obstruction was identified as bedrock and characterized as gneiss with vertical foliation. Two soil samples were collected from 0 to 4 ft-bg and 28 to 30 ft-bg intervals. The recovered material from 0 to 4 ft-bg was characterized as black to dark brown, medium to large sand with black organic material, fragments of broken glass, coal, and fine gravel. At the 28 to 30 ft-bg interval, the material was olive-gray, medium to large sand with silt and fine

gravel. The PID readings were observed at 8 ppm and 21 ppm at the sample intervals of 0 to 4 ft-bg and 28 to 30 ft-bg, respectively.

The borehole for monitoring well TE-MW-2-30D was advanced to 45 ft-bg. One soil sample was collected from 28 to 30 ft-bg. The recovered material was characterized as olive-gray, silty clay. The PID reading was observed at ambient level for this sampling interval.

The borehole for monitoring well TE-MW-2-30S was advanced to 17 ft-bg. One soil sample was collected from 7 to 9 ft-bg. The recovered material was characterized as brown, medium sand with black peat. The PID reading was observed at ambient level.

3.2.2 VOC Soil Sample Results

Fifty-two soil samples from 19 monitoring well locations and one boring location (TE-MW-2-18) were submitted for TCL VOCs analysis using EPA method 8260B. Table 2 presents a complete summary of the VOC soil sample analytical results for each sampling location.

VOCs were not detected in the grab soil sample at 5 ft-bg from sampling location TE-MW-1A-10. At 32 ft-bg total VOCs were detected at the concentration 36 ppb.

VOCs were not detected in the samples from the 4 ft-bg and the 52 ft-bg depths at TE-MW-1A-11. At 26 ft-bg, total VOCs were detected at the concentration 30 ppb.

VOCs were not detected in the samples from the 4 ft-bg depth at monitoring well location TE-MW-1A-12. At 32 ft-bg, total VOCs were detected at the concentration 130 ppb, and at the depth of 39 ft-bg, total VOCs were detected at the concentration 330 ppb.

VOCs were not detected for the 5 ft-bg, and 30 ft-bg depths at monitoring well location TE-MW-1A-13. At 40 ft-bg, total VOCs were detected at the concentration 45 ppb.

The VOCs acetone and methylene chloride were detected at a depth of 3.5 ft-bg, from monitoring well location TE-MW-2-15, with a total VOC concentration of 720 ppb. At a depth of 27 ft-bg, methylene chloride was detected at a concentration of 90 ppb and all other VOCs analyzed were not detected. At the depth of 40 ft-bg, total VOCs were detected the concentration 420 ppb.

The VOC methylene chloride was detected at each sampling interval of 5 ft-bg, 17 ft-bg, and 42 ft-bg at monitoring well location TE-MW-2-16. No other VOCs were detected at this location. Total VOCs for each interval above were detected at the concentrations 66 ppb, 200 ppb, and 160 ppb, respectively.

VOCs were not detected at a depth of 4 ft-bg at monitoring well location TE-MW-2-17. At depths of 22 ft-bg and 44.5 ft-bg methylene chloride was detected at the concentrations of 160 ppb and 170 ppb, respectively.

The VOCs chloroform, methylene chloride, trichloroethene, and benzene were detected at a depth of 7 ft-bg in monitoring well location TE-MW-2-18, with a total VOC concentration of 16,231 ppb. This was the maximum concentration of total VOCs observed in soil. There were not other sampling intervals due to an underground obstruction.

The VOCs methylene chloride and trichloroethene were detected (total VOC concentration of 168 ppb) at depth 4 ft-bg in monitoring well location TE-MW-2-18B. At a depth of 29.7 ft-bg, methylene chloride was the only VOC detected at the concentration 96 ppb.

The VOCs chloroform, tetrachloroethene, and trichloroethene were detected at 5 ft-bg at monitoring well location TE-MW-2-19, with a total VOC concentration of 386 ppb. At

the depth 32 ft-bg, methylene chloride and trichloroethene were detected, with a total VOC concentration of 442 ppb.

VOCs were not detected at 5 ft-bg at location TE-MW-2-20. At depths of 17 ft-bg and 28.5 ft-bg, methylene chloride was the only VOC detected at concentrations of 84 ppb and 100 ppb, respectively.

VOCs were not detected at TE-MW-2-21 at all sample intervals.

VOCs were not detected at a depth of 3 ft-bg at monitoring well location TE-MW-2-22. The VOCs methylene chloride and trichloroethene were detected at a depth of 55 ft-bg with a total VOC concentration of 120 ppb.

At TE-MW-2-23 VOCs were not detected for all of the sampling intervals.

At a depth of 4 ft-bg at location TE-MW-2-24 VOCs were not detected. The VOC cis-1,2-dichloroethene was detected at a depth of 30 ft-bg at a concentration of 74 ppb.

The VOCs trans-1,2-dichloroethene and cis-1,2-dichloroethene were detected at a depth of 9 ft-bg at location TE-MW-2-25 with a total concentration of 127 ppb. VOCs were not detected at the depth 30 ft-bg.

Methylene chloride was detected at a depth of 3.5 ft-bg at the concentration 140 ppb at monitoring well location TE-MW-2-26. VOCs were not detected at the other sample intervals for TE-MW-2-26 (30 ft-bg, 50 ft-bg and 77 ft-bg).

Toluene and m,p-Xylenes were detected at a depth of 3 ft-bg at monitoring well location TE-MW-2-28 with a total VOC concentration of 88 ppb. VOCs were not detected the other sample intervals for location TE-MW-2-28.

The VOCs methylene chloride and naphthalene were detected at a depth of 4 ft-bg at monitoring well location TE-MW-2-29 with the total VOC concentration of 162 ppb. The only VOC detected at the depth of 30 ft-bg was trichloroethene with a concentration of 210 ppb.

Trichloroethene at 37 ppb was the only VOC detected at a depth of 9 ft-bg at monitoring well location TE-MW-2-30. VOCs were not detected at sample depth of 30 ft-bg.

Elevated chlorinated-VOC levels in soil were not detected in any soil samples collected along the northern boundary of the Existing Rail Yard or in any of the additional samples that were collected from wells installed to the north and northeast of TE-MW-QA-4 and outside of the Existing Rail Yard.

3.2.3 SVOC Soil Sample Results

A total of 52 composite soil samples from 19 monitoring well locations and one boring location were submitted for TCL semivolatile organic compounds (SVOCs) analysis using EPA Method 8270C. Table 3 presents a complete summary of the SVOC soil sample analytical results for each sample location.

The following SVOCs detected from 0 to 5 ft-bg at monitoring well location TE-MW-1A-10: benzo(a)pyrene, benzo(a)anthracene, benzo(b)fluoranthene, benzo(k)fluoranthene, chrysene, dibenz(a,h)anthracene, and indeno(1,2,3-cd)pyrene. These SVOCs are also known as carcinogenic polycyclic aromatic hydrocarbons (cPAHs). These compounds yielded a total cPAH concentration of 30,230 ppb. Total SVOCs detected were 81,630 ppb. No SVOCs were detected across the sampling interval of 30 to 32 ft-bg.

SVOCs were not detected in the sampling intervals for monitoring well locations TE-MW-1A-11, TE-MW-1A-12, and TE-MW-1A-13.

The SVOCs benzo(a)anthracene, benzo(a)pyrene, benzo(b)fluoranthene, and chrysene were detected in the sampling interval of 0 to 3.5 ft-bg at monitoring well location TE-MW-2-15. The total SVOC concentration was 2,790 ppb and the total cPAH concentration was 1,830 ppb. SVOCs were not detected at sampling intervals 25 to 27 ft-bg and 38 to 40 ft-bg.

SVOCs were not detected in the soil samples at monitoring well location TE-MW-2-16.

The SVOC benzo(b)fluoranthene was detected at the sampling interval of 0 to 4 ft-bg at monitoring well location TE-MW-2-17. The total SVOC concentration was 340 ppb, with a total cPAH concentration of 340 ppb. SVOCs were not detected from the intervals of 20 ft-bg to 22 ft-bg and 43 to 44.5 ft-bg.

The SVOCs anthracene, benzo(a)anthracene, benzo(a)pyrene, benzo(b)fluoranthene, benzo(g,h,i)perylene, benzo(k)fluoranthene, chrysene, dibenz(a,h)anthracene, fluoranthene, indeno(1,2,3-cd)perylene, phenanthrene, and pyrene were detected in the sampling interval of 3 to 7 ft-bg at monitoring well location TE-MW-2-18. The total SVOC concentration was 14,980 ppb and the total cPAH concentration was 8,290 ppb.

The SVOCs anthracene, benzo(a)anthracene, benzo(a)pyrene, benzo(b)fluoranthene, benzo(g,h,i)perylene, benzo(k)fluoranthene, chrysene, fluoranthene, indeno(1,2,3-cd)perylene, phenanthrene, and pyrene were detected at the sampling interval of 0 to 4 ft-bg at monitoring well location TE-MW-2-18B. The total SVOC concentration was 81,600 ppb and the total cPAH concentration was 42,800 ppb. At the sampling interval of 29 to 29.7 ft-bg, concentrations of anthracene, benzo(a)anthracene, benzo(a)pyrene, benzo(b)fluoranthene, chrysene, fluoranthene, phenanthrene, and pyrene were detected. The total SVOC concentration was 4,950 ppb and the total cPAH concentration was 1,730 ppb.

SVOCs were not detected at the monitoring well location TE-MW-2-19 at sampling intervals of 0 ft-bg to 5 ft-bg and 30 ft-bg to 32 ft-bg.

The SVOCs benzo(a)anthracene, benzo(a)pyrene, benzo(b)fluoranthene, chrysene, fluoranthene, phenanthrene, and pyrene were detected at the sampling interval of 0 to 5 ft-bg at monitoring well location TE-MW-2-20. The total SVOC concentration was 3,560 ppb and the total cPAH concentration was 1,370 ppb for this interval. SVOCs were not detected in samples from intervals of 15 to 17 ft-bg and 27 to 28.5 ft-bg.

Bis(2-ethylhexyl)phthalate was detected at 1,100 ppb in the sample interval 0 to 4 ft-bg from monitoring well location TE-MW-2-21. SVOCs were not detected at sampling intervals 23 to 25 ft-bg and 53 to 55 ft-bg at this location.

SVOCs were not detected at the monitoring well location TE-MW-2-22. The sample intervals included 2 to 3 ft-bg, 28 to 30 ft-bg and 50 to 55 ft-bg.

The SVOCs benzo(a)anthracene, benzo(a)pyrene, benzo(b)flouranthene, benzo(g,h,i)perylene, benzo(k)flouranthene, chrysene, flouranthene, indeno(1,2,3-cd)pyrene, phenanthrene and pyrene were detected at sampling interval of 3 to 5 ft-bg at monitoring well location TE-MW-2-23. The total SVOC concentration was 15,650 ppb and the total cPAH concentration was 6,640 ppb at this sampling interval. At sample intervals 29 to 31 ft-bg and 64 to 66 ft-bg SVOCs were not detected.

SVOCs were not detected at the monitoring well location TE-MW-2-24 at sampling interval 0 to 4 ft-bg. Bis(2-ethylhexyl)phthalate was detected with a concentration of 340 ppb at sample interval 28 to 30 ft-bg.

Bis(2-ethylhexyl)phthalate was detected at sampling interval of 7 to 9 ft-bg at monitoring well location TE-MW-2-25 at a concentration of 390 ppb. SVOCs were not detected in the sample interval 28 to 30 ft-bg.

At monitoring well location TE-MW-2-26 (2 to 3.5 ft-bg) SVOCs were detected, including anthracene, benzo(a)anthracene, benzo(a)pyrene, benzo(b)flouranthene,

benzo(g;h,i)perylene, benzo(k)flouranthene, chrysene, flouranthene, indeno(1,2,3-cd)pyrene, phenanthrene and pyrene, with a total SVOC concentration of 15,930 ppb and a total cPAH concentration of 5,910 ppb. SVOCs were not detected at other sample intervals.

The SVOCs acenaphthylene, benzo(a)anthracene, benzo(a)pyrene, benzo(b)flouranthene, benzo(g,h,i)perylene, benzo(k)flouranthene, chrysene, flouranthene, 2-methylnapthalene, indeno(1,2,3-cd)pyrene, phenanthrene, pyrene and bis(2-ethylhexyl)phthalate were detected at monitoring well location TE-MW-2-28 (0 to 3 ft-bg) with a total SVOC concentration of 11,500 ppb and a total cPAH concentration of 6,040 ppb. At sample intervals 28 to 32 ft-bg only the SVOC bis(2-ethylhexyl)phthalate was detected at a concentration of 570 ppb. At sample interval 65 to 67 ft-bg SVOCs were not detected.

The SVOCs acenaphthylene, acenapthene, anthracene, benzo(a)anthracene, benzo(a)pyrene, benzo(b)flouranthene, benzo(g,h,i)perylene, benzo(k)flouranthene, chrysene, dibenz(a,h)anthracene, flouranthene, fluorene, indeno(1,2,3-cd)pyrene, phenanthrene, pyrene, and dibenzofuran were detected at the interval of 0 to 4 ft-bg at monitoring well location TE-MW-2-29 with a total SVOC concentration of 229,900 ppb and a total cPAH concentration of 105,400 ppb. At sample interval 28 to 30 ft-bg SVOCs were not detected.

SVOCs were not detected at monitoring well TE-MW-2-30 for the sample intervals 7 to 9 ft-bg and 28 to 30 ft-bg.

3.2.4 Total Lead and TCLP Metals Results

Shallow soil samples were collected from monitoring well and boring locations TE-ME-2-15, TE-MW-2-16, TE-MW-2-17, TE-MW-2-18, TE-MW-2-18B, TE-MW-2-19, and TE-MW-2-20. Samples were submitted for Total Lead analysis according to EPA method 6010B and Toxicity Characteristic Leaching Procedure (TCLP) Metals analysis according to EPA method 1311/6010B. Soil samples were analyzed for eight TCLP

metals: arsenic, barium, cadmium, chromium, lead, mercury, selenium, and silver. A summary of analytical results for each sample location is included in Table 4.

Total lead was detected at TE-MW-2-18 (2,700 ppm) and TE-MW-2-20 (930 ppm). TCLP lead was detected at TE-MW-2-18 (180 mg/L) and TE-MW-2-20 (82 mg/L). TCLP arsenic, barium, cadmium, chromium, mercury, selenium, and silver were not detected in the Honeywell Street Bridge Plume Investigation sample locations.

3.2.5 Groundwater Sample Results

Groundwater samples were collected in April and May of 2002 from the following existing monitoring wells: TE-MW-1A-QA4, TE-MW-1A-9 (also known as NYCT shallow well P-6), TE-MW-1A-10, TE-MW-1A-11, TE-MW-1A-12, TE-MW-1A-13, TE-MW-2-15, TE-MW-2-16, TE-MW-2-17, TE-MW-2-18B, TE-MW-2-19, TE-MW-2-20, W3-120B, W3-30A, QB-9W, TE-MW-YA-5D and QB-128W. Groundwater samples were also collected from the newly installed wells, including TE-MW-2-21, TE-MW-2-22S, TE-MW-2-22D, TE-MW-2-23S, TE-MW-2-23D, TE-MW-2-24, TE-MW-2-25S, TE-MW-2-25D, TE-MW-2-26S, TE-MW-2-26D, TE-MW-2-28S, TE-MW-2-28D, TE-MW-2-29, TE-MW-2-30S and TE-MW-2-30D. A summary of field tests on groundwater samples is provided in Table 5. The groundwater samples were submitted for TCL VOCs using EPA Method 8260B, TCL SVOCs using EPA Method 8270C in addition to Leachate Indicators as defined in 6 NYCRR Part 360 Section 360-2.11. The Leachate Indicators analyses were performed based on direction from NYSDEC with respect to the Long Island Well Permit for Contract CQ028.

Summaries of analytical results for groundwater samples are presented in Tables 6 through 10. Additional analytical data from previous groundwater sampling events that occurred in May and October of 2001 are presented in Tables 6 and 9. These groundwater samples were submitted for TCL VOCs using EPA Method 8260B, and Target Analyte List (TAL) Metals using EPA Method 6010B. For TAL Metals analysis, two

groundwater samples were collected per sample location. One metals sample was filtered by the laboratory and is known as the dissolved TAL metals sample, the other sample is not filtered and is known as the total TAL metals sample.

Table 11 lists well construction information for the newly installed wells in addition to the existing wells that were sampled during the Honeywell Street Bridge Plume Investigation. Table 11 includes the following relevant well construction data: Northing/Easting, date installed, surface elevation, top of casing elevation, screened interval elevation, and total well depth. For the location of these monitoring wells please refer to Figure 10.

3.2.5.1 Field Observations and Water Quality Parameters.

The general condition of the groundwater was observed and basic water quality parameters were measured with the Horiba U-10 water quality checker at the existing and newly installed monitoring wells (refer to Table 5).

NAPL (light or dense) was not observed in any of the monitoring wells. Petroleum odor was noted in the following monitoring wells: TE-MW-2-28S, TE-MW-2-30D, and TE-MW-2-30S.

Organic odor was observed at monitoring well locations TE-MW-23S, TE-MW-1A-12, and TE-MW-2-26S.

The post-purge ranges in water quality parameters for the Existing Rail Yard, Honeywell St., and Audax Property were: conductivity (0.01 to 4.37 ms/cm); dissolved oxygen (0.52 to 9.64 mg/l); temperature (13.0 to 20.1 degrees C); pH (6.16 to 10.49); and salinity (0.01 to 0.08%).

Throughout the Existing Rail Yard, the depth to water was observed to be shallow and ranged from 1.1 to 3.7 ft-bg. The depth to water in the offsite wells (Honeywell St. and Audax Property) ranged from 6.5 to 18 ft-bg.

3.2.5.2 VOCs

Table 6 provides a summary of the analytical findings of the initial VOCs groundwater sample analysis (collected in May/October, 2001). Table 7 summarizes the most recent groundwater data collected in April – May 2002, including data from the newly installed wells. The laboratory analytical data reports are included in Appendix A.

For monitoring well TE-MW-1A-QA4, the VOCs cis-1,2-dichloroethene, trans-1,2-dichloroethene, tetrachloroethene, and trichloroethene were detected. The total chlorinated VOC concentration was 2,065 ppb.

For monitoring well TE-MW-1A-9, the VOCs cis-1,2-dichloroethene, tetrachloroethene, and trichloroethene were detected. The total chlorinated VOC concentration was 4 ppb.

For monitoring well TE-MW-1A-10, VOCs were not detected.

For monitoring well TE-MW-1A-11, the VOCs cis-1,2-dichloroethene, trans-1,2-dichloroethene, tetrachloroethene, and trichloroethene were detected. The total chlorinated VOC concentration was 3,196 ppb.

For monitoring well TE-MW-1A-12, the VOCs trans-1,2-dichloroethene, tetrachloroethene, and trichloroethene were detected. The total chlorinated VOC concentration was 798 ppb.

For monitoring well TE-MW-1A-13, the VOCs cis-1,2-dichloroethene, tetrachloroethene, and trichloroethene were detected. The total chlorinated VOC concentration was 98 ppb.

For monitoring well TE-MW-2-15, the VOCs cis-1,2-dichloroethene, chloroform, and trichloroethene were detected. The total chlorinated VOC concentration was 40 ppb.

For monitoring well TE-MW-2-16, the VOCs cis-1,2-dichloroethene, tetrachloroethene, and trichloroethene were detected. The total chlorinated VOC concentration was 24 ppb.

For monitoring well TE-MW-2-17, the VOCs cis-1,2-dichloroethene, tetrachloroethene, and trichloroethene were detected. The total chlorinated VOC concentration was 319 ppb.

For monitoring well TE-MW-2-18B, the VOCs cis-1,2-dichloroethene, tetrachloroethene, and trichloroethene were detected. The total chlorinated VOC concentration was 418 ppb.

For monitoring well TE-MW-2-19, the VOCs benzene and trichloroethene were detected. The total chlorinated VOC concentration was 1 ppb.

For monitoring well TE-MW-2-20, VOCs were not detected.

For monitoring well TE-MW-2-21, the VOCs chloroform, trichloroethene, and toluene were detected. The total chlorinated VOC concentration was 8 ppb.

For monitoring well TE-MW-2-22S, the VOCs cis-1,2-dichloroethene, chloroform, trichloroethene, and toluene were detected. The total chlorinated VOC concentration was 4 ppb.

For monitoring well TE-MW-2-22D, the VOCs chloroform and toluene were detected. The total chlorinated VOC concentration was 8 ppb.

For monitoring well TE-MW-2-23S, the VOCs trans-1,2-dichloroethene, chloroform, and trichloroethene were detected. The total chlorinated VOC concentration was 2 ppb.

For monitoring well TE-MW-2-23D, the VOCs cis-1,2-dichloroethene, chloroform, trichloroethene, xylene, and tetrachloroethene were detected. The total chlorinated VOC concentration was 109 ppb.

For monitoring well TE-MW-2-24, the VOCs bromodichloromethane, cis-1,2-dichloroethene, chloroform, trichloroethene, and tetrachloroethene were detected. The total chlorinated VOC concentration was 127 ppb.

For monitoring well TE-MW-2-25S, the VOCs 1,1-dichloroethene, cis-1,2-dichloroethene, trans-1,2-dichloroethene, chloroform, and vinyl chloride were detected. The total chlorinated VOC concentration was 547 ppb.

For monitoring well TE-MW-2-25D, the VOCs bromodichloromethane, chloroform, and trichloroethene were detected. The total chlorinated VOC concentration was 27 ppb.

For monitoring well TE-MW-2-26S, VOCs were not detected.

For monitoring well TE-MW-2-26D, the VOCs bromodichloromethane, cis-1,2-dichloroethene, xylene, chloroform, and trichloroethene were detected. The total chlorinated VOC concentration was 38 ppb.

For monitoring well TE-MW-2-28S, the VOCs benzene, chloroform, ethylbenzene, toluene, and xylene were detected. The total chlorinated VOC concentration was 0 ppb.

For monitoring well TE-MW-2-28D, the VOCs carbon disulfide, cis-1,2-dichloroethene, chloroform, and trichloroethene were detected. The total chlorinated VOC concentration was 10 ppb.

For monitoring well TE-MW-2-29, the VOCs cis-1,2-dichloroethene, tetrachloroethene, and trichloroethene were detected. The total chlorinated VOC concentration was 71 ppb.

For monitoring well TE-MW-2-30S, the VOCs cis-1,2-dichloroethene, trans-1,2-dichloroethene, chloroform, and vinyl chloride and were detected. The total chlorinated VOC concentration was 10 ppb.

For monitoring well TE-MW-2-30D, the VOCs cis-1,2-dichloroethene, chloroform, tetrachloroethene, trichloroethene, toluene, and vinyl chloride were detected. The total chlorinated VOC concentration was 59 ppb.

For monitoring well W3-120B, the VOCs 2-butanone, cis-1,2-dichloroethene, and trichloroethene were detected. The total chlorinated VOC concentration was 16 ppb.

For monitoring well W3-30A, the VOCs 2-butanone, cis-1,2-dichloroethene, and trichloroethene were detected. The total chlorinated VOC concentration was 65 ppb.

For monitoring well QB-9W, the VOCs 1,1-dichloroethene, 1,1-dichloroethane, cis-1,2-dichloroethene, trans-1,2-dichloroethene, 1,2-dichloroethane, chloroform,

tetrachloroethene, trichloroethene, and 1,1,1-trichloroethane were detected. The total chlorinated VOC concentration was 137 ppb.

For monitoring well TE-MW-YA-5D, the VOCs cis-1,2-dichloroethene, chloroform, tetrachloroethene, and trichloroethene were detected. The total chlorinated VOC concentration was 20 ppb.

For monitoring well QB-128W, the VOCs cis-1,2-dichloroethene, trans-1,2-dichloroethene, and trichloroethene were detected. The total chlorinated VOC concentration was 22 ppb.

For monitoring well QB-124W, the VOC trichloroethene was detected at a concentration of 3.1 ppb.

For monitoring well TE-MW-YA-3D, the VOC trichloroethene was detected at a concentration of 2 ppb.

3.2.5.3 SVOCs

Table 8 provides a summary of groundwater samples results for SVOCs collected in April and May of 2002. The laboratory analytical data reports are included in Appendix A.

For monitoring well TE-MW-1A-QA4, the SVOCs bis(2-ethylhexyl)phthalate and di-n-octylphthalate were detected. The total SVOC concentration was 12.4 ppb.

For monitoring well TE-MW-1A-9, the SVOC bis(2-ethylhexyl)phthalate was detected at a concentration of 1.1 ppb.

For monitoring well TE-MW-1A-10, the SVOCs acenaphthene, buthyl benzyl phthalate, bis(2-ethylhexyl)phthalate and di-n-octylphthalate were detected. The total SVOC concentration was 6.5 ppb.

For monitoring well TE-MW-1A-12, the SVOCs bis(2-ethylhexyl)phthalate and di-n-octylphthalate were detected. The total SVOC concentration was 4.6 ppb.

For monitoring well TE-MW-1A-13, the SVOC di-n-octylphthalate was detected at a concentration of 0.2 ppb.

For monitoring well TE-MW-2-15, the SVOCs bis(2-ethylhexyl)phthalate and phenol were detected. The total SVOC concentration was 6.6 ppb.

For monitoring well TE-MW-1A-16, the SVOCs bis(2-ethylhexyl)phthalate, diethyl phthalate, di-n-octylphthalate, and phenol were detected. The total SVOC concentration was 8.5 ppb.

For monitoring well TE-MW-1A-17, the SVOCs bis(2-ethylhexyl)phthalate and diethyl phthalate were detected. The total SVOC concentration was 0.5 ppb.

For monitoring well TE-MW-2-18B, the SVOCs butyl benzyl phthalate and bis(2-ethylhexyl)phthalate were detected. The total SVOC concentration was 9.4 ppb.

For monitoring well TE-MW-2-19, the SVOCs bis(2-ethylhexyl)phthalate, bis(2-chloroethyl)ether, fluorathene, n-nitroso-di-n-propylamine, and pyrene. The total SVOC concentration was 32.0 ppb.

For monitoring well TE-MW-2-20, the SVOCs bis(2-ethylhexyl)phthalate, diethyl phthalate, and di-n-octylphthalate were detected. The total SVOC concentration was 11.0 ppb.

For monitoring well TE-MW-2-21, the SVOC bis(2-ethylhexyl)phthalate was detected at a concentration of 5.1 ppb.

For monitoring well TE-MW-2-22S, SVOCs were not detected.
For monitoring well TE-MW-2-22D, the SVOC bis(2-ethylhexyl)phthalate was detected at a concentration of 4.0 ppb.

For monitoring well TE-MW-2-23S, the SVOCs acenaphthene, anthracene, benzo(a)anthracene, benzo(b)fluoranthene, benzo(a)pyrene, benzo(g,h,i)perylene, bis(2-ethylhexyl)phthalate, chrysene, fluoranthene, fluorene, ideno(1,2,3-cd)pyrene, phenanthrene, and pyrene were detected. The total SVOC concentration was 15.2 ppb.

For monitoring well TE-MW-2-23D, the SVOCs bis(2-ethylhexyl)phthalate, diethyl phthalate, di-n-butylphthalate, and di-n-octylphthalate were detected. The total SVOC concentration was 7.0 ppb.

For monitoring well TE-MW-2-24, the SVOCs bis(2-ethylhexyl)phthalate, 2,4 dimethylphenol, and di-n-octylphthalate were detected. The total SVOC concentration was 10.0 ppb.

For monitoring well TE-MW-2-25S, the SVOCs benzo(a)anthracene, benzo(b)fluoranthene, benzo(a)pyrene, benzo(g,h,i)perylene, bis(2-ethylhexyl)phthalate, chrysene, diethyl phthalate, di-n-butylphthalate fluoranthene, ideno(1,2,3-cd)pyrene, phenanthrene, and pyrene were detected. The total SVOC concentration was 33.5 ppb.

For monitoring well TE-MW-2-25D, the SVOC bis(2-ethylhexyl)phthalate was detected at a concentration of 73.0 ppb.

For monitoring well TE-MW-2-26S, the SVOC bis(2-ethylhexyl)phthalate was detected at a concentration of 1.4 ppb.

For monitoring well TE-MW-2-26D, the SVOCs bis(2-ethylhexyl)phthalate, diethyl phthalate, and phenol were detected. The total SVOC concentration was 8.9 ppb.

For monitoring well TE-MW-2-28S, the SVOCs, acenaphthene, buthyl benzyl phthalate fluorene, phenanthrene, and pyrene were detected. The total SVOC concentration was 3.1 ppb.

For monitoring well TE-MW-2-28D, the SVOCs bis(2-ethylhexyl)phthalate, diethyl phthalate, di-n-octylphthalate, and phenol were detected. The total SVOC concentration was 6.3 ppb.

For monitoring well TE-MW-2-29, the SVOCs bis(2-ethylhexyl)phthalate, diethyl phthalate, and di-n-octylphthalate were detected. The total SVOC concentration was 15.8 ppb.

For monitoring well W3-120B, the SVOCs bis(2-ethylhexyl)phthalate and diethyl phthalate were detected. The total SVOC concentration was 25.6 ppb.

For monitoring well TE-MW-2-30S, SVOCs were not detected.

For monitoring well TE-MW-2-30D, the SVOCs bis(2-ethylhexyl)phthalate and diethyl phthalate were detected. The total SVOC concentration was 5.0 ppb.

For monitoring well W3-30A, the SVOCs bis(2-ethylhexyl)phthalate, di-n-octylphthalate, and diethyl phthalate were detected. The total SVOC concentration was 11.0 ppb.

For monitoring well QB-9W, the SVOCs bis(2-ethylhexyl)phthalate, di-n-octylphthalate, and phenol were detected. The total SVOC concentration was 6.4 ppb.

For monitoring well TE-MW-YA-5D, the SVOCs bis(2-ethylhexyl)phthalate, diethyl phthalate, and di-n-octylphthalate were detected. The total SVOC concentration was 4.2 ppb.

For monitoring well QB-128W, the SVOCs bis(2-ethylhexyl)phthalate and di-n-octylphthalate were detected. The total SVOC concentration was 14.3 ppb.

For monitoring well QB-124W, the SVOCs bis(2-ethylhexyl)phthalate and di-n-octylphthalate were detected. The total SVOC concentration was 2.3 ppb.

For monitoring well TE-MW-YA-3D, the SVOCs bis(2-ethylhexyl)phthalate, diethyl phthalate, and di-n-octylphthalate were detected. The total SVOC concentration was 4.1 ppb.

Bis(2-ethylhexyl)phthalate was detected in the field blank at a concentration of 3.1 ppb.

3.2.5.4 Total TAL and Dissolved TAL Metals

Table 9 provides a complete summary of the TAL Metals (total and dissolved) groundwater sample results. These data were based on samples collected in October of 2001. The complete laboratory analytical data reports are included in Appendix A.

For monitoring well TE-MW-1A-QA4, total TAL metals aluminum, calcium, iron, magnesium, manganese, potassium, and sodium were detected. Detected

dissolved TAL metals include calcium, magnesium, manganese, potassium, and sodium.

For monitoring well TE-MW-1A-9, total TAL metals aluminum, calcium, chromium, iron, lead, magnesium, manganese, potassium, sodium, and zinc were detected. Detected dissolved TAL metals include calcium, chromium, magnesium, potassium, and sodium.

For monitoring well TE-MW-1A-10, total TAL metals aluminum, calcium, chromium, copper, iron, lead, magnesium, manganese, mercury, potassium, sodium, and zinc were detected. Detected dissolved TAL metals include calcium, magnesium, manganese, potassium, and sodium.

For monitoring well TE-MW-1A-11, total TAL metals calcium, iron, magnesium, manganese, potassium, and sodium were detected. Detected dissolved TAL metals include calcium, magnesium, manganese, potassium, and sodium.

For monitoring well TE-MW-1A-12, total TAL metals aluminum, barium, calcium, iron, magnesium, manganese, potassium, sodium, and zinc were detected. Detected dissolved TAL metals include calcium, antimony, magnesium, manganese, potassium, sodium, and zinc.

For monitoring well TE-MW-2-15, total TAL metals aluminum, barium, calcium, chromium, copper, iron, lead, magnesium, manganese, potassium, sodium, and zinc were detected. Detected dissolved TAL metals include calcium, magnesium, manganese, potassium, and sodium.

For monitoring well TE-MW-2-16, total TAL metals aluminum, calcium, chromium, iron, magnesium, manganese, potassium, sodium, and zinc were detected. Detected dissolved TAL metals include calcium, magnesium, manganese, potassium, sodium, and zinc.

For monitoring well TE-MW-2-17, total TAL metals aluminum, calcium, chromium, iron, magnesium, manganese, potassium, and sodium were detected. Detected dissolved TAL metals results include calcium, chromium, magnesium, manganese, potassium, sodium, and zinc.

For monitoring well TE-MW-2-18B, total TAL metals aluminum, calcium, chromium, iron, magnesium, manganese, potassium, and sodium were detected. Detected dissolved TAL metals include calcium, chromium, magnesium, manganese, potassium, and sodium.

For monitoring well TE-MW-2-19, total TAL metals aluminum, calcium, chromium, iron, magnesium, manganese, potassium, sodium, and zinc were detected. Detected dissolved TAL metals results include calcium, chromium, iron, magnesium, manganese, potassium, and sodium.

For monitoring well TE-MW-2-20, total TAL metals aluminum, barium, calcium, iron, lead, magnesium, manganese, potassium, sodium, and zinc were detected. Detected dissolved TAL metals include calcium, magnesium, manganese, potassium, and sodium.

3.2.5.5 Leachate Indicators

Table 10 presents a complete summary of the leachate indicator analytical results. The laboratory analytical data reports are included in Appendix A.

Groundwater samples from monitoring wells TE-MW-2-23S, TE-MW-2-23D, TE-MW-2-24, TE-MW-2-25S, TE-MW-2-25D, TE-MW-2-30S, and TE-MW-2-30D were tested for leachate indicators in April and May 2002. The leachate indicators analyzed for were: alkalinity, ammonia, chloride, bromide, hardness as

$CaCO_3$, nitrate, sulfate, total dissolved solids, total kjeldahl nitrogen, total organic carbon, and total phenols.

The alkalinity of the groundwater samples ranged from 100 mg/L to 556 mg/L. The ammonia concentration ranged from 1.8 mg/L to 14.8 mg/L. The chloride concentration ranged from 35 mg/L to 1120 mg/L. The concentrations of bromide were observed at levels under the laboratory detection limits. The hardness (as $CaCO_3$) ranged from 104 mg/L to 550 mg/L. The nitrate concentration ranged from not detected to 0.13 mg/L. The sulfate concentration ranged from 8.5 mg/L to 38.2 mg/L. The total dissolved solids ranged from 301 mg/L to 1770 mg/L. Total Kjeldahl Nitrogen concentration ranged from 5.8 mg/L to 24.7 mg/L. Total organic carbon concentration ranged from 6.6 mg/L to 31.7 mg/L. Phenols were not detected in any of the groundwater samples.

3.3 Lead Soil Delineation

In October, November and December of 2001 five additional shallow soil samples were collected in the vicinity of TE-MW-2-18 and nine additional shallow soil samples were collected in December of 2001 in the vicinity of TE-MW-2-20 to delineate the boundaries of detected hazardous lead levels at those locations. Soil samples were field screened for VOCs using a photoionization detector (PID).

3.3.1 Soil Sample Characterization

Four borings (TE-2-L1, TE-2-L2, TE-2-L3, and TE-2-L4) were installed radially approximately 5 feet from TE-MW-2-18 and one boring (TE-2-18L) was installed at the location TE-MW-2-18. These additional borings were installed in order to delineate, horizontally and vertically, the extent of hazardous levels of lead previously detected at location TE-MW-2-18.

The borehole for sample location TE-2-L1 was advanced to 10 ft-bg. Samples were collected from the intervals of 0 to 1.5 ft-bg, 3 to 5 ft-bg, 5 to 8 ft-bg, and 8-10 ft-bg. Recovered material from the 0 to 1.5 ft-bg was fill material characterized as dark brown silt with trace gravel. Recovered material from other sampling intervals was characterized as dark brown, silty soil with trace brick. PID readings were observed at ambient levels for all sampling intervals except the interval 8 to 10 ft-bg where a reading of 2.5 ppm was observed.

The borehole for sample location TE-2-L2 was advanced to 5 ft-bg where refusal was encountered. Samples were collected from the intervals of 0 to 3 ft-bg and 3 to 5 ft-bg. Recovered material from the 0-3 ft-bg interval was fill material characterized as brown, sandy silt with trace fine and coarse gravel, and trace brick. Recovered material from the 3 to 5 ft-bg interval was characterized as dark brown, sandy silt with medium sized gravel. PID levels were observed at ambient levels for all sampling intervals.

The borehole for sample location TE-2-L3 was advanced to 10 ft-bg. Samples were collected from the intervals of 0 to 2 ft-bg, 3 to 5 ft-bg, 5 to 7 ft-bg, and 8 to 10 ft-bg. Recovered material from the 0 to 2 ft-bg interval was fill material characterized as brown to dark brown sandy silt with trace gravel and brick. Recovered material for the remaining sampling intervals was characterized as silty sand with medium gravel. PID readings were observed at ambient levels for all sampling intervals.

The borehole for sample location TE-2-L4 was advanced to 11 ft-bg. Samples were collected from the intervals of 0 to 2 ft-bg, 3 to 6 ft-bg, 7 to 9 ft-bg, and 9 to 11 ft-bg. Recovered material from the 0 to 2 ft-bg interval was fill material characterized as dark brown silt with trace fine and coarse gravel and brick. The material recovered from the remaining three sampling intervals was characterized as dark brown sandy silt, with trace small sized gravel. PID readings were observed at ambient levels for all sampling intervals.

The borehole for sample location TE-2-18L was advanced to 11 ft-bg. Samples were collected from the intervals of 0 to 3 ft-bg, 3 to 5 ft-bg, 5 to 7 ft-bg, and 8 to 11 ft-bg. Recovered material from the 0 to 3 ft-bg interval was fill material characterized as dark brown sandy silt with trace fine and coarse gravel with trace brick. The material recovered from the sampling interval of 5 to 7 ft-bg was fill material characterized as brown, silty soil with trace gravel. The PID readings were detected at ambient levels for all sampling intervals with the exception of the 8 to 11 ft-bg sample interval where a ready of 4.0 ppm was observed.

In addition to the proposed investigation, four borings (TE-2-L6, TE-2-L7, TE-2-L8, TE-2-L9) were installed radially approximately 5 feet from TE-MW-2-20 and one boring (TE-2-20L) was installed adjacent to the location TE-MW-2-20. These additional borings were installed in order to delineate, horizontally and vertically, the extent of hazardous levels of lead previously detected at location TE-MW-2-20.

The borehole for sample location TE-2-L6 was advanced to 7 ft-bg. Samples were collected from the intervals of 0 to 3 ft-bg, 3 to 5 ft-bg, and 5 to 7 ft-bg. Recovered material from 0 to 1 ft-bg was characterized as ballast. Material from 1 to 7 ft-bg was characterized as brown, silty, medium sand. PID readings were observed at ambient levels for all sampling intervals.

The borehole for sample location TE-2-L7 was advanced to 7 ft-bg. Samples were collected from the intervals of 0 to 3 ft-bg, 3 to 5 ft-bg, and 5 to 7 ft-bg. Recovered material from the 0 to 1 ft-bg interval was characterized as ballast. Material from the 1 to 7 ft-bg interval was characterized as brown, silty, medium sand. PID readings were observed at ambient levels for all sampling intervals.

The borehole for sample location TE-2-L8 was advanced to 7 ft-bg. Samples were collected from the intervals of 0 to 3 ft-bg, 3 to 5 ft-bg, and 5 to 7 ft-bg. Recovered material from the 0 to 1 ft-bg interval was characterized as ballast. Material from the 1 to 5 ft-bg interval was characterized as brown, silty sand with trace gravel. Material from

the 5 to 7 ft-bg interval was characterized as brown, silty sand. PID readings were observed at ambient levels for all sampling intervals.

The borehole for sample location TE-2-L9 was advanced to 8 ft-bg. Samples were collected from the intervals of 0 to 3 ft-bg, 3 to 6 ft-bg, and 6 to 8 ft-bg. Recovered material from 0 to 1 ft-bg was characterized as ballast. Material from the 1 to 3 ft-bg interval was characterized as brown, silty sand. Material from the 3 to 6 ft-bg interval was characterized as sandy soil with trace sand. Material from the 6 to 8 ft-bg interval was characterized as silty sand with trace fine gravel. PID readings were observed at ambient levels for all sampling intervals.

The borehole for sample location TE-2-20L was advanced to 7 ft-bg. Samples were collected from the intervals of 0 to 3 ft-bg, 3 to 5 ft-bg, and 5 to 7 ft-bg. Recovered material from 0 to 1 ft-bg was characterized as ballast. Material from the 1 to 3 ft-bg interval was characterized as black, sandy soil with trace asphalt and cinder. Material from the 3 to 7 ft-bg interval was characterized as brown, silty sand with trace fine gravel. PID readings were observed at ambient levels for all sampling intervals.

Based on lead sample results of borings TE-2-L6 and TE-2-L8, four additional borings were advanced in order to delineate, horizontally and vertically, the extent of hazardous lead levels in this area. Borings TE-2-L10 and TE-2-L11 were advanced in a fourteen-foot radius of borings TE-2-L6, and borings TE-2-L12 and TE-2-L13 were advanced in a fourteen-foot radius of borings TE-2-L8.

The borehole at sample location TE-2-L10 was advanced to 5 ft-bg. Samples were collected from the intervals of 0 to 3 ft-bg and 3 to 5 ft-bg. Recovered material from the 0 to 0.5 ft-bg interval was characterized as ballast. Material from the 0.5 to 3 ft-bg interval was characterized as dark brown silty sand with fine to coarse gravel. Material from the 3 to 5 ft-bg interval was characterized as yellow-orange, silty sand with trace clay. PID readings were observed at ambient levels in each of the sampling intervals.

The borehole for sample location TE-2-L11 was advanced to 5 ft-bg. Samples were collected from the intervals of 0 to 3 ft-bg and 3 to 5 ft-bg. Recovered material from the 0 to 0.5 ft-bg interval was characterized as ballast. Material from the 0.5 to 3 ft-bg interval was characterized as dark brown silty sand with fine to coarse gravel and trace coal. Material from the 3 to 5 ft-bg interval was characterized as yellow-orange, silty sand with fine to coarse gravel and trace coal. PID readings were observed ambient levels in each of the sampling intervals.

The borehole for sample location TE-2-L12 was advanced to 5 ft-bg. Samples were collected from the intervals of 0 to 3 ft-bg and 3 to 5 ft-bg. Recovered material from 0 to 0.5 ft-bg was characterized as ballast. Material from the 0.5 to 3 ft-bg interval was characterized as dark brown fine silty sand with medium gravel and trace coal. Material from the 3 to 5 ft-bg interval was characterized as yellow-orange, silty sand with fine gravel. PID readings were at ambient levels in each of the sampling intervals.

The borehole for sample location TE-2-L13 was advanced to 5 ft-bg. Samples were collected from the intervals of 0 to 3 ft-bg and 3 to 5 ft-bg. Recovered material from the 0 to 0.5 ft-bg interval was characterized as ballast. Material from the 0.5 to 3 ft-bg interval was characterized as dark brown silty sand with cinders, ash, coal, and medium sized gravel. Material from the 3 to 5 ft-bg interval was characterized as yellow-orange, silty sand, with trace clay and fine gravel. PID readings were observed at ambient levels in each of the sampling intervals.

3.3.2 Total and TCLP Lead Results

Based on the results of soil analysis for metals in TE-MW-2-18 and TE-MW-2-20, additional samples from boring locations TE-2-L1, TE-2-L2, TE-2-L3, TE-2-L4, TE-2-L6, TE-2-L7, TE-2-L8, TE-2-L9, TE-2-L10, TE-2-L11, TE-2-L12, TE-2-L13, TE-2-18L, and TE-2-20L were analyzed for Total and TCLP lead. Samples were submitted for Total Lead analysis according to EPA method 6010B and Toxicity Characteristic Leaching Procedure (TCLP) Metals analysis according to EPA method 1311/6010B. A complete summary of analytical results for each sample location is included in Table 4.

Total lead was not detected at the following lead delineation sample locations, TE-2-L7 (5 to 7 ft-bg), TE-2-L12 (3 to 5 ft-bg), and TE-L13 (3 to 5 ft-bg). Total lead was detected at all other sample locations and concentrations ranged from 3.7 ppm at TE-2-L9 (3 to 6 ft-bg) to 1,900 ppm at TE-2-L8 (0 to 3 ft-bg).

TCLP lead results are as follows: at TE-MW-2-18L TCLP lead was detected at a concentration of 27 mg/L; at TE-MW-2-20L (3 to 5 ft-bg) TCLP lead was detected at a concentration of 3.5 mg/L; at TE-2-L6 (0 to 3 ft-bg) TCLP lead was detected at 41 mg/L; at TE-2-L6 (3 to 5 ft-bg) TCLP lead was detected at 2.4 mg/L; at TE-2-L8 (0 to 3 ft-bg) TCLP lead was detected at 27 mg/L; at TE-L-8 (3 to 5 ft-bg) TCLP lead was detected at 4.5 mg/L; and at TE-2-L8 (5 to 7 ft-bg) TCLP lead was detected at 1.4 mg/L. Lead delineation samples were not tested by TCLP for arsenic, barium, cadmium, chromium, mercury, selenium, or silver.

3.4 Storm Drain Investigation

Sediment samples were collected from accessible storm water catch basins and manholes of the Existing Rail Yard drainage system in order to characterize the sediments for possible disposal options. Samples were collected utilizing a decontaminated stainless-steel hand auger from the bottom of the catch basin or manhole.

3.4.1 Sediment Sample Characterization

A total of three sediment samples were collected from the Existing Rail Yard storm sewer system and outside the limits of the Existing Rail Yard. Sample TE-1A-SS-7 was collected from the Existing Rail Yard storm sewer at manhole MH 'V' located on the southern boundary of Sunnyside Yard to the west of Thompson Avenue. Sample TE-1A-SS-5 was collected from the Existing Rail Yard storm sewer from a manhole in 28th Street between Skillman Avenue and 47th Street. Sample TE-1A-SS-6 was collected

from the Dutch Kills outfall of the Existing Rail Yard storm sewer. See Figure 5 for the sediment sample locations.

Sample TE-1A-SS-5 was collected from the invert of the storm sewer approximately 10 to 11 ft-bg with about a ½-foot of water flowing to the south. The sediment was dark brown fine sand with some gravel and no odor was observed.

Sample TE-1A-SS-6 was collected at the Dutch Kills 48-inch outfall pipe. No sediments were observed within the outfall pipe. The sediment sample was collected on a concrete block immediately below the pipe. The sediment was dark brown fine sand with some gravel and a slight petroleum odor was observed. Water was observed flowing from the outfall pipe onto concrete blocks and into a small pool of water that drained into Dutch Kills. A sheen was observed on the pool of water and on a grab sample of water collected from the outfall pipe.

Sample TE-1A-SS-7 was collected from the invert of the storm sewer approximately 15 ft-bg with about a ½-foot of water flowing to the south. A petroleum sheen was observed on the water. The sediment was dark brown fine sand with some gravel and a slight petroleum odor was observed.

3.4.2 Sediment Analytical Results

The sediment samples were submitted for total petroleum hydrocarbons (TPH) over the diesel and gasoline range organics (DRO/GRO) using EPA Method 8260B, TCL PCBs using EPA Method 8082, and TCLP metals using EPA method SW8446. Tables 12 through 14 provide summaries of the analytical findings for the storm drain sediment sample and the complete laboratory analytical data reports are included in Appendix A.

For sample TE-1A-SS-5, TPH-GRO was detected at a concentration of 12,000 ppb and TPH-DRO was detected at a concentration of 1,500 ppb. The PCB Aroclor 1254 was

detected at a concentration of 93 ppb. TCLP lead was detected at a concentration of 3,900 ppb.

For sample TE-1A-SS-6, TPH-DRO was detected at a concentration of 820 ppb. The PCB Aroclor 1254 was detected at a concentration of 1,200 ppb. TCLP metals were not detected.

For sample TE-1A-SS-7, TPH-GRO was detected at a concentration of 27,000 ppb and TPH-DRO was detected at a concentration of 1,900 ppb. The PCB Aroclor 1254 was detected at a concentration of 770 ppb. TCLP metals were not detected.

4.0 CONCLUSIONS

4.1 PCB-Contaminated Petroleum Plume (Separate Phase)

Measurable LNAPL ranging from 0.01 to 3.62 feet was detected at the following monitoring wells: RW-1, MW-16, MW-20, MW-36, MW-49, MW-50, MW-52, and TE-MW-28S. A LNAPL sheen was detected at monitoring well MW-23D. Previous gauging events at these monitoring wells conducted by Roux Associates Inc. for Amtrak demonstrated comparable levels of LNAPL (Roux, 1999). An Interim Remedial Measures (IRM) consisting of a single collection trench was installed in 1998 to recover free phase petroleum. This replaced the former system which was installed between 1990 and 1993 and in operation until 1996 (NYSDEC, 2002).

4.2 Honeywell Street Bridge Plume

The following AOCs were documented in surface and subsurface soils of the Existing Rail Yard in the vicinity of the Open-Cut Excavation (refer to Figure 2 for AOC locations). Portions or all of AOCs 16A and 17A were scheduled for removal during Contract CQ025.

- AOC 16A – located along the northern border of the Existing Rail Yard in the vicinity of boring location TE-MW-2-18. This AOC includes shallow soil with VOCs, and SVOCs.
- AOC 17A – located in the vicinity of sample location TE-MW-2-20, which is approximately 100 feet west of the Honeywell St. Bridge. This AOC includes SVOCs in shallow soil.
- AOC 22 – located approximately 100 feet east of the Open-Cut excavation area (TE-MW-2-26). AOC 22 includes shallow soil with VOCs and SVOCs.
- AOC 23 – located in the vicinity of sample location TE-MW-2-15. AOC 23 includes shallow and deep soil with VOCs, and shallow soil with SVOCs.

- AOC 25 – located in the vicinity of sample location TE-MW-2-18B. This AOC includes shallow and deep soil with VOCs and SVOCs.
- AOC 27 – located in the vicinity of sample location TE-MW-2-17. AOC 27 includes VOCs in deep soil and SVOCs within shallow soil.
- AOCs Nos. 24, 26, and 28 – located in the vicinity of sample locations TE-MW-1A-10, TE-MW-2-29, and TE-MW-2-28, respectively. These AOCs include SVOCs in shallow soil.
- AOC 29 – located in the vicinity of sample location TE-MW-2-16. AOC 29 includes VOCs in deep soil.

Results of VOCs, SVOCs, TCLP Metals, TCLP Lead TCLP and Total Lead soil sample analysis were compared to the four following regulatory and reference documents:

- NYSDEC TAGM #4046 (NYSDEC, 1994);
- NYSDEC STARS Memo #1 Petroleum Contaminated Soil Guidance Policy (NYSDEC, 1992);
- NYSDEC Record of Decision (ROD) (NYSDEC, 1997, 1998A); and
- USEPA 40 CFR 261 Identification and Listing of Hazardous Waste – RCRA (Resource Conservation and Recovery Act).

Sections 4.2.1 to 4.2.4 present descriptions of the regulatory and reference documents and a summary of exceedances of the standards listed within that document.

Groundwater sample results for VOCs, SVOCs, Total TAL Metals, Dissolved TAL Metals Analysis, and Leachate Indicators were compared to NYSDEC Class GA Water Quality Standard as per T.O.G.S. 1.1.1, "Ambient Water Quality Standards and Guidance Values and Groundwater Effluent Limitations". Section 4.2.5 presents a summary of exceedances of the standards and guidance values.

4.2.1 Soil Results - TAGM #4046 Guidance Value Exceedances

The NYSDEC document entitled "Determination of Soil Cleanup Objectives and Cleanup Levels", Technical Administrative Guidance Memorandum HWR-94-4046 (TAGM #4046) (NYSDEC, 1994) was used to determine areas of the site that are contaminated to an extent significant enough to warrant remedial action. TAGM #4046 values were established by the NYSDEC to determine soil cleanup guidelines for Federal Superfund, State Superfund, 1986 EQBA Title 3, and Responsible Party (RP) Sites, when the director of the Division of Hazardous Waste Remediation determines that cleanup of a site to predisposal conditions is not possible or feasible. TAGM #4046 guidelines are appropriate for use in soils analyzed in Environmental Survey 8 due to present and continued use of the site as a rail yard. TAGM guidelines should be used to determine soils requiring remediation within project excavation areas. Attainment of the TAGM #4046 soil cleanup objectives will at a minimum, eliminate all significant threats to human health and/or the environment posed by contaminants in the areas of excavation.

4.2.1.1 VOCs

Soil samples at ten soil boring locations completed for the investigation of the Honeywell Street Bridge Plume contained VOCs above NYSDEC TAGM #4046 recommended soil cleanup objectives. VOCs including methylene chloride, acetone, and chloroform exceeded NYSDEC's TAGM #4046. Additionally, one soil sample was found to contain the VOC methylene chloride at a concentration equal to the guidance value. Both acetone and methylene chloride are commonly used in the cleaning of laboratory equipment. Although detections of these VOCs under 20 ppb are likely the result of lab contamination, detections at higher concentrations are likely not due to lab contamination. Methylene chloride is widely used in several industrial applications, including paint stripping and metal cleaning.

Methylene chloride was found in excess of NYSDEC's TAGM #4046 cleanup standard of 100 ppb in the following ten samples: TE-MW-2-22 at 55 ft-bg (AOC 8), TE-MW-2-18 at 7 ft-bg (AOC 16A), TE-MW-2-26 at 3.5 ft-bg (AOC 22), TE-MW-2-15 at 3.5 ft-bg and 40 ft-bg (AOC 23), TE-MW-2-18B at 4 ft-bg (AOC 25), TE-MW-2-17 at 22 ft-bg and 44.5 ft-bg (AOC 27), and TE-MW-2-16 at 17 ft-bg and 42 ft-bg (AOC 29). Additionally, TE-MW-2-20 (28.5 ft-bg) was found to contain methylene chloride at a concentration equal to the guidance value. Acetone was found in excess of NYSDEC's TAGM #4046 at soil sample TE-MW-2-15 (3.5 ft-bg). Chloroform was detected at TE-MW-2-18 (7 ft-bg) above the TAGM cleanup objective of 300 ppb.

Total VOCs were detected at a concentration of 16,231 ppb, in excess of the TAGM #4046 soil characterization criteria of 10,000 ppb at boring location TE-MW-2-18 at a depth of seven feet below existing grade. Total VOCs were detected at this location at the highest concentration of all locations sampled. The VOCs detected at this location include: chloroform, methylene chloride trichloroethene, and benzene. Chloroform was detected at a high concentration (16,000 ppb) and could be attributed to the degradation of other chlorinated VOCs (i.e., carbon tetrachloride).

4.2.1.2 SVOCs

Fifty-two samples were analyzed for SVOCs and the following ten samples exceeded NYSDEC TAGM #4046 recommended soil cleanup objectives: TE-MW-1A-10 at 0 to 5 ft-bg (AOC 24), TE-MW-2-15 at 0 to 3.5 ft-bg (AOC 23), TE-MW-2-18 at 3 to 7 ft-bg (AOC 25), TE-MW-2-18B at 0 to 4 ft-bg and 29 to 29.8 ft-bg (AOC 16A), TE-MW-2-20 at 0 to 5 ft-bg (AOC 17A), TE-MW-2-23 at 3 to 5 ft-bg, TE-MW-2-26 at 2 to 3.5 ft-bg (AOC 22), TE-MW-2-28 at 0 to 3 ft-bg (AOC 28), and TE-MW-2-29 at 0 to 4 ft-bg (AOC 26). The SVOCs that were most often found in exceedance of the recommended soil cleanup objectives were

chrysene, benzo(a)anthracene, benzo(b)fluoranthene, and benzo(a)pyrene. There were no exceedances of the recommended soil cleanup objectives for total SVOCs.

For sample TE-MW-1A-10 (0 to 5 ft-bg), the following SVOCs exceed the recommended soil cleanup objectives: benzo(a)anthracene, benzo(a)pyrene, benzo(b)fluoranthene, benzo(k)fluoranthene, chrysene, dibenz(a,h)anthracene, and indeno(1,2,3-cd)pyrene.

For sample TE-MW-2-15 (0 to 3.5 ft-bg), the following SVOCs exceeded the recommended soil cleanup objectives: benzo(a)anthracene, benzo(a)pyrene, benzo(b)fluoranthene, and chrysene.

For sample TE-MW-2-17 (0 to 4 ft-bg), benzo(b)fluoranthene was the only compound that exceeded the recommended soil cleanup objectives.

For sample TE-MW-2-18 (3 to 7 ft-bg), the following SVOCs exceeded the recommended soil cleanup objectives: benzo(a)anthracene, benzo(a)pyrene, benzo(b)fluoranthene, chrysene, and dibenz(a,h)anthracene.

For sample TE-MW-2-18B (0 to 4 ft-bg), the following SVOCs exceeded the recommended soil cleanup objectives: benzo(a)anthracene, benzo(a)pyrene, benzo(b)fluoranthene, benzo(k)fluoranthene, chrysene, and indeno(1,2,3-cd)pyrene.

For sample TE-MW-2-18B (29 to 29.8 ft-bg), the following SVOCs exceeded the recommended soil cleanup objectives: benzo(a)anthracene, benzo(a)pyrene, benzo(b)fluoranthene, and chrysene.

For sample TE-MW-2-20 (0 to 5 ft-bg), the following SVOCs exceeded the recommended soil cleanup objectives: benzo(a)anthracene, benzo(a)pyrene, benzo(b)fluoranthene, and chrysene.

For sample TE-MW-2-23 (3 to 5 ft-bg), the following SVOCs exceeded the recommended soil cleanup objectives: benzo(a)anthracene, benzo(a)pyrene, benzo(b)fluoranthene, and chrysene.

For sample TE-MW-2-26 (2 to 3.5 ft-bg), the following SVOCs exceeded the recommended soil cleanup objectives: benzo(a)anthracene, benzo(a)pyrene, benzo(b)fluoranthene, and chrysene.

For sample TE-MW-2-28 (0 to 3 ft-bg), the following SVOCs exceeded the recommended soil cleanup objectives: benzo(a)anthracene, benzo(a)pyrene, benzo(b)fluoranthene, and chrysene.

For sample TE-MW-2-29 (0 to 4 ft-bg), the following SVOCs exceeded the recommended soil cleanup objectives: benzo(a)anthracene, benzo(a)pyrene, benzo(b)fluoranthene, benzo(k)fluoranthene, chrysene, dibenz(a,h)anthracene and indeno(1,2,3-cd)pyrene.

4.2.2 Soil Results – NYSDEC Record of Decision Guidance Values

The "Record of Decision, Amtrak Sunnyside Yard Operable Unit 1, proposed High Speed Train Facility Building, Queens, NY, Site No. 241006" (ROD) was established in 1997 (and later revised in 1998) by the NYSDEC. The document was based on the results of an investigation of a proposed High Speed Train Facility in Sunnyside Yard (Site No. 241006). The ROD established soil cleanup criteria levels for total PCBs for surface and subsurface soils, total cPAHs (carcinogenic polycyclic aromatic hydrocarbons, a type of SVOC) for surface and subsurface soils, and total lead for surface and subsurface soils. These cleanup levels are appropriate for use at both Sunnyside

Yard and the Existing Rail Yard due to their proximity the location of the sites and their comparable history, condition, and planned future use.

4.2.2.1 Carcinogenic PAHs

Analyses of soil sample TE-MW-2-18B at 0 to 4 ft-bg (AOC 24) and soil sample TE-MW-1A-10 at 0 to 5 ft-bg (AOC 25) detected total cPAHs at 42,800 ppb and 30,230 ppb, respectively. Additionally, cPAHs were detected at a total concentration of 105,400 ppb at location TE-MW-2-29 at 0 to 4 ft-bg (AOC 26). These totals are above the ROD cPAH guidance value of 25,000 ppb.

4.2.2.2 Total Lead

Soil sample location TE-MW-2-18 (3 to 7 ft-bg) collected on October 8, 2001 had a lead concentration of 2,700 ppm, which exceeded the NYSDEC ROD lead value of 1,000 ppm.

4.2.3 Soil Results - NYSDEC STARS Guidelines

The NYSDEC document entitled "STARS Memo#1, Petroleum-Contaminated Soil Guidance Policy " (STARS Memo #1) is intended to provide direction on the handling, disposal and/or reuse of non-hazardous petroleum contaminated soils, as well as providing the criteria for "beneficial use" by which petroleum contaminated soil can be reused or disposed of via alternative means. Soils that meet beneficial use criteria are no longer classified as a solid waste in accordance with NYCRR Part 360-1.2(a)(4). Based upon the observed levels of contamination, soil may be reused under a specific Beneficial Use Determination (BUD), disposed of at an authorized landfill, or treated on site. STARS contains guidance values for SVOCs and VOCs and contains a section outlining regulatory levels used to identify hazardous waste. STARS guidance values are used in

this investigation solely as a determination of how soils are handled and disposed of subsequent to excavation.

4.2.3.1 VOCs

One VOC was detected above the STARS alternative guidance values. Benzene was detected in AOC 16A in soil sample TE-MW-2-18 (7 ft-bg) at a concentration of 30 ppb, above the guidance value of 14 ppb.

4.2.3.2 SVOCs

Fifty-two samples were analyzed for SVOCs. The following 11 samples exceeded the NYSDEC STARS guidance values: TE-MW-1A-10 at 0 to 5 ft-bg (AOC 24), TE-MW-2-15 at 0 to 3.5 ft-bg (AOC 23), TE-MW-2-17 at 0 to 4 ft-bg (AOC 27), TE-MW-2-18 at 3 to 7 ft-bg (AOC 16A), TE-MW-2-18B at 0 to 4 ft-bg and 29 to 29.7 ft-bg (AOC 25), TE-MW-2-20 at 0 to 5 ft-bg (AOC 17A), TE-MW-2-23 at 3 to 5 ft-bg, TE-MW-2-26 at 2 to 5 ft-bg (AOC 22), TE-MW-2-28 at 0 to 3 ft-bg (AOC 28), and TE-MW-2-29 at 0 to 4 ft-bg (AOC 26). Soil results are summarized for each monitoring well location below.

For sample TE-MW-1A-10 (0 to 5 ft-bg), the following SVOCs exceeded the STARS guidance values: anthracene, benzo(a)pyrene, benzo(k)flouranthene, napthalene, acenaphthene, benzo(a)anthracene, benzo(b)fluoranthene, benzo(g,h,i)perylene, chrysene, fluoranthene, fluorene, indeno(1,2,3-cd)pyrene, phenanthrene, and pyrene.

For sample TE-MW-2-15 (0 to 3.5 ft-bg), the following SVOCs exceeded the STARS guidance values: benzo(a)anthracene, benzo(a)pyrene, benzo(b)fluoranthene, and chrysene.

For sample TE-MW-2-17 (0 to 4 ft-bg), the SVOC benzo(b)fluoranthene exceeded the STARS guidance value.

For sample TE-MW-2-18 (3 to 7 ft-bg), the following SVOCs exceeded the STARS guidance values: benzo(a)anthracene, benzo(a)pyrene, benzo(b)fluoranthene, benzo(g,h,i)perylene, benzo(k)fluoranthene, chrysene, fluoranthene, indeno(1,2,3-cd)pyrene, phenanthrene, and pyrene.

For sample TE-MW-2-18B (0 to 4 ft-bg), the following SVOCs exceeded the STARS guidance values: anthracene, benzo(a)anthracene, benzo(a)pyrene, benzo(b)fluoranthene, benzo(g,h,i)perylene, chrysene, benzo(k)fluoranthene, fluoranthene, indeno(1,2,3-cd)pyrene, phenanthrene, and pyrene.

For sample TE-MW-2-18B (29 to 29.7 ft-bg) the following SVOCs exceeded the STARS guidance values: benzo(a)anthracene, benzo(a)pyrene benzo(b)fluoranthene, chrysene, and fluoranthene. Pyrene was also detected at a concentration equal to the STARS guidance value of 1000 ppb.

For sample TE-MW-2-20 (0 to 5 ft-bg), the following SVOCs exceeded the STARS guidance values: benzo(a)anthracene, benzo(a)pyrene, benzo(b)floranthene, and chrysene.

For Sample TE-MW-2-23 (3 to 5 ft-bg), the following SVOCs exceeded the STARS guidance values: benzo(a)pyrene, benzo(k)flouranthene, benzo(a)anthracene, benzo(b)fluoranthene, benzo(g,h,i)perylene, chrysene, fluoranthene, indeno(1,2,3-cd)pyrene, phenanthrene, and pyrene.

For sample TE-MW-2-26 (2 to 3.5 ft-bg), the following SVOCs exceeded the STARS guidance values: benzo(a)pyrene, benzo(k)flouranthene, benzo(a)anthracene, benzo(b)fluoranthene, benzo(g,h,i)perylene, chrysene, fluoranthene, indeno(1,2,3-cd)pyrene, phenanthrene, and pyrene.

For sample TE-MW-2-28 (0 to 3 ft-bg), the following SVOCs exceeded the STARS guidance values: benzo(a)pyrene, benzo(k)flouranthene, benzo(a)anthracene, benzo(b)fluoranthene, benzo(g,h,i)perylene, chrysene, fluoranthene, indeno(1,2,3-cd)pyrene and pyrene.

For sample TE-MW-2-29 (0 to 4 ft-bg), the following SVOCs exceeded the STARS guidance values: acenaphthene, anthracene, benzo(a)pyrene, benzo(k)flouranthene, benzo(a)anthracene, benzo(b)fluoranthene, benzo(g,h,i)perylene, dibenz(a,h)anthracene, chrysene, fluoranthene, fluorene, indeno(1,2,3-cd)pyrene, phenanthrene, and pyrene.

The presence of SVOC compounds can most likely be attributed to the historical uses of the railroad yard, i.e., combustion by-products or end-products of coal such as cinders, slag and ash.

4.2.4 Soil Results - USEPA Hazardous Waste Regulatory Levels for Toxicity Characteristic

The USEPA Hazardous Waste Regulatory Levels for Toxicity Characteristic provides an analyte list and concentrations at which that material is considered hazardous waste. Two soil sample results at two locations were determined in excess of the EPA hazardous waste levels for TCLP metals. TCLP lead was detected at 180 mg/L in soil sample TE-MW-2-18 (3 to 7 ft-bg) and at 82 mg/L in soil sample TE-MW-2-20 (0 to 5 ft-bg), which were above the hazardous waste level of 5 mg/L. Material determined hazardous must be remediated and disposed at an authorized hazardous waste disposal facility. Excavation of AOC 16 and 17 is directed by the CQ025 Construction Contaminant Management Plan (TE, 2002E).

4.2.5 Groundwater Sample Results – NYSDEC TOGS Standards

Groundwater samples were characterized using Class GA, drinking water standards as defined in the Division of Water Technical and Operational Guidance Series 1.1.1 (TOGS) (NYSDEC, 1998B). Laboratory analytical results are presented in Appendix A. VOC concentrations in excess of Class GA standard were noted in 23 of the 34 locations. SVOC concentrations in excess of Class GA standards were also noted in 16 of 34 sample locations. Additionally, TAL metals were detected at concentration in excess of Class GA standards in all locations tested. Six groundwater samples collected from offsite wells exceeded Class GA standards for leachate indicators. A summary of groundwater samples collected during April and May 2002 and in October 2001, which exceed these standards is described below.

4.2.5.1 VOCs

The following discussion applies only to data from groundwater samples collected during April and May of 2002.

Groundwater sample results for VOCs indicated that well locations TE-MW-1A-QA4, TE-MW-1A-11, TE-MW-1A-12, TE-MW-1A-13, TE-MW-2-15, TE-MW-2-16, TE-MW-2-17 and TE-MW-2-18B exceeded the NYSDEC groundwater standards for VOCs.

For monitoring well TE-MW-1A-QA4, the following VOCs exceeded Class GA groundwater standards: cis-1,2-dichloroethene, trans-1,2-dichloroethene, tetrachloroethene, and trichloroethene.

For monitoring well TE-MW-1A-11, the following VOCs exceeded Class GA groundwater standards: cis-1,2-dichloroethene, trans-1,2-dichloroethene, tetrachloroethene and trichloroethene.

For monitoring well TE-MW-1A-12, the following VOCs exceeded Class GA groundwater standards: trans-1,2-dichloroethene, tetrachloroethene and trichloroethene.

For well TE-MW-1A-13, the following VOCs exceeded Class GA groundwater standards: cis-1,2-dichloroethene and trichloroethene.

For monitoring well TE-MW-2-15, trichloroethene exceeded the Class GA groundwater standard.

For monitoring well TE-MW-2-16, trichloroethene exceeded Class GA groundwater standards.

For monitoring well TE-MW-2-17, the following VOCs exceeded Class GA groundwater standards: cis-1,2-dichloroethene, tetrachloroethene, and trichloroethene.

For monitoring well TE-MW-2-18B, the following VOCs exceeded Class GA groundwater standards: cis-1,2-dichloroethene, tetrachloroethene, and trichloroethene.

For monitoring wells TE-MW-2-21 and TE-MW-2-22D, chloroform exceeded the Class GA groundwater standard.

For monitoring well TE-MW-2-23D, the following VOCs exceeded Class GA groundwater standards: chloroform and trichloroethene.

For monitoring well TE-MW-2-24, the following VOCs exceeded Class GA groundwater standards: cis-1,2-dichloroethene, chloroform, tetrachloroethene and trichloroethene.

For monitoring well TE-MW-2-25S, the following VOCs exceeded Class GA groundwater standards: cis-1,2-dichloroethene and vinyl chloride. Vinyl chloride, a known carcinogen, is a degradation product of tetrachloroethene.

For monitoring well TE-MW-2-25D, the following VOCs exceeded Class GA groundwater standards: chloroform and trichloroethene.

For monitoring well TE-MW-2-26D, the following VOCs exceeded Class GA groundwater standards: cis-1,2-dichloroethene, chloroform and trichloroethene.

For monitoring well TE-MW-2-29, the VOC trichloroethene exceeded the Class GA groundwater standard.

For monitoring well TE-MW-2-30S, the VOC vinyl chloride exceeded the Class GA groundwater standard.

For monitoring well TE-MW-2-30D, the following VOCs exceeded Class GA groundwater standards: cis-1,2-dichloroethene, chloroform and trichloroethene.

For monitoring well W3-120B, the VOC trichloroethene exceeded the Class GA groundwater standard.

For monitoring well W3-30A, the following VOCs exceeded Class GA groundwater standards: cis-1,2-dichloroethene and trichloroethene.

For monitoring well QB-9W, the following VOCs exceeded Class GA groundwater standards: cis-1,2-dichloroethene, tetrachloroethene and trichloroethene.

For monitoring well TE-MW-YA-5D, trichloroethene exceeded the Class GA groundwater standards.

For monitoring well QB-128W, the following VOCs exceeded Class GA groundwater standards: cis-1,2-dichloroethene and trichloroethene.

VOC concentrations in excess of Class GA standards were noted in 23 of the 34 locations. The total chlorinated VOC concentrations of 2,065 ppb and 3,196 ppb from monitoring wells TE-MW-QA4 and TE-MW-1A-11 respectively were the site-wide maximum observed for this sampling event. Chlorinated solvents detected at these wells exceeded groundwater criteria and included the compound trichloroethene at 1,800 ppb and 2,900 ppb, respectively.

Figure 11 presents inferred contour lines of equal concentration in ppb of total dissolved chlorinated VOCs (CVOCs) in groundwater during April to May 2002. This is collectively referred to as the Honeywell Street Bridge Plume. The total CVOC groundwater data as presented in Table 7 for deep wells was used to construct this plume. The deep wells are screened in the lower portion of the unconfined aquifer just above bedrock. Total CVOCs are comprised mainly of PCE and its degradation products, namely trichloroethene, 1,1-dichloroethene, cis 1,2-dichloroethene, trans 1,2-dichloroethene, and vinyl chloride. Total CVOCs also included other VOCs not derived from PCE, such as chloroform, 1,1 dichloroethane, 1,2 dichloroethane, and bromodichloromethane. All of these CVOCs tend to migrate vertically within the aquifer due to density properties.

The highest total CVOC concentration contour of 1,000 ppb is situated west of the Honeywell Street Bridge and coincident with an existing sewer line. This high concentration area appears to correlate with a localized dip in bedrock topography. The second highest area of concentration is 100 ppb at Honeywell Street, adjacent to the 63rd Street Connector tunnel along Northern Boulevard. This impermeable wall is set in bedrock and impedes lateral spread of the plume.

The Honeywell Street Bridge plume migrates in the same direction as groundwater flow, which is from east to west in this area. As such, the leading edge of the plume (the 1 ppb contour line) appears to pass the proposed open-cut excavation. Although there is no NYSDEC Class GA groundwater standard for total CVOCs, the standard of 5 ppb for individual CVOCs was used for comparative purposes. The 5 ppb and 10 ppb contour lines intersect the proposed construction area. However, this concentration range is below the NYCDEP Limitations for Effluent to Sanitary or Combined Sewers, in particular the limitation for PCE (164 ppb). Likewise, the 1 ppb to 50 ppb contour lines which appear to intersect Amtrak property to the south are below the NYCDEP Sewer Limitations.

Any affected groundwater (and soil) removed from the proposed construction zone must be properly treated and disposed of. A groundwater treatment system will be installed and operated during construction and any pumped water with CVOCs will need to meet NYCDEP sewer effluent limitations before disposal. After construction, the impermeable slurry walls of the proposed excavation will be set in bedrock, which will impede further migration of the plume.

4.2.5.2 SVOCs

The following discussion applies only to data from samples collected in the groundwater sampling event that occurred in April and May of 2002.

Groundwater sample results for SVOCs indicated that well locations TE-MW-1A-QA4, TE-MW-2-15, TE-MW-2-16, TE-MW-2-18B, TE-MW-2-19, TE-MW-2-20, TE-MW-2-21, TE-MW-2-23S, TE-MW-2-24, TE-MW-2-25S, TE-MW-2-25D, TE-MW-2-26D, TE-MW-2-29, W3-120B, W3-30A, and QB-128W exceeded the NYSDEC groundwater standards for SVOCs.

For monitoring well TE-MW-1A-QA4, the SVOC bis(2-ethylhexyl)phthalate exceeded Class GA groundwater standard.

For monitoring well TE-MW-2-15, phenol exceeded the Class GA groundwater standard.

For monitoring well TE-MW-2-16, the following SVOCs exceeded Class GA groundwater standards: bis(2-ethylhexyl)phthalate and phenol.

For monitoring well TE-MW-2-18B, bis(2-ethylhexyl)phthalate exceeded the Class GA groundwater standards.

For monitoring well TE-MW-2-19, the following SVOCs exceeded Class GA groundwater standards: bis(2-ethylhexyl)phthalate and bis(2-chloroethyl)ether.

For monitoring wells TE-MW-2-20 and TE-MW-2-21, bis(2-ethylhexyl)phthalate exceeded the Class GA groundwater standard.

For monitoring well TE-MW-2-23S, the following SVOCs exceeded Class GA groundwater standards: benzo(a)anthracene, benzo(b)flouranthene, chrysene, and indeno(1,2,3-cd)pyrene.

For monitoring well TE-MW-2-24, bis(2-ethylhexyl)phthalate exceeded the Class GA groundwater standard.

For monitoring well TE-MW-2-25S, the following SVOCs exceeded Class GA groundwater standards: benzo(a)anthracene, benzo(b)flouranthene, Bis(2-ethylhexyl)phthalate, chrysene, and indeno(1,2,3-cd)pyrene.

For monitoring well TE-MW-2-25D, bis(2-ethylhexyl)phthalate exceeded the Class GA groundwater standard.

For monitoring well TE-MW-2-26D, the following SVOCs exceeded Class GA groundwater standards: bis(2-ethylhexyl)phthalate and phenol.

For monitoring wells TE-MW-2-29, W3-120B, W3-30A and QB-128W, bis(2-ethylhexyl)phthalate exceeded the Class GA groundwater standard.

4.2.5.3 Total TAL and Dissolved TAL Metals

The laboratory analyzed two groundwater samples from each monitoring well location for total and dissolved TAL metals. Total TAL metals analysis was conducted on unfiltered samples while dissolved TAL metals analyses was conducted on the filtered samples. The two TAL metals results allow for the determination of what portion is dissolved in the groundwater and what portion is within suspended sediment. Table 9 provides a summary of total and dissolved TAL Metals groundwater sample results.

The following discussion applies only to data from samples collected in the groundwater sampling event that occurred in October of 2001.

For monitoring well TE-MW-1A-9, the following total TAL metals exceeded Class GA groundwater standards: chromium, iron, manganese, and sodium. Dissolved TAL metals that exceeded Class GA groundwater standards include chromium and sodium.

For monitoring well TE-MW-1A-10, the following total TAL metals exceeded the Class GA groundwater standards: iron, lead, manganese, and sodium. Dissolved TAL Metals that exceeded Class GA groundwater standards include manganese and sodium.

For monitoring well TE-MW-1A-11, the following total TAL metals exceeded the Class GA standards: iron, magnesium, manganese, and sodium. Dissolved TAL Metals that exceeded Class GA groundwater standards include magnesium, manganese and sodium.

For monitoring well TE-MW-1A-12, the following total TAL metals exceeded the Class GA standards: iron, manganese, and sodium. Dissolved TAL Metals that exceeded Class GA groundwater standards include antimony, manganese, and sodium.

For monitoring well TE-MW-2-15, the following total TAL metals exceeded the Class GA standards: iron, lead, manganese, and sodium. Dissolved TAL Metals that exceeded Class GA groundwater standards include only sodium.

For monitoring well TE-MW-2-16, the following total TAL metals exceeded the Class GA standards: iron, manganese, and sodium. Dissolved TAL Metals that exceeded Class GA groundwater standards include manganese and sodium.

For monitoring well TE-MW-2-17, the following total TAL metals exceeded the Class GA standards: iron, manganese, and sodium. Dissolved TAL Metals that exceed Class GA groundwater standards include manganese and sodium.

For monitoring well TE-MW-2-18, the following total TAL metals exceeded the Class GA standards: iron, manganese, and sodium. Dissolved TAL Metals that exceeded Class GA groundwater standards include only sodium.

For monitoring well TE-MW-2-19, the following total TAL metals exceeded the Class GA standards: iron, manganese, and sodium. Dissolved TAL Metals, which exceeded Class GA groundwater standards include manganese and sodium.

For monitoring well TE-MW-2-20, the following total TAL metals exceeded the Class GA standards: iron, manganese, and sodium. Dissolved TAL Metals, which exceeded Class GA groundwater standards, include only sodium.

Groundwater sample results exceeded Class GA standards for total TAL metals and dissolved TAL metals in all twenty-two of the samples that were collected. Of the metals that were detected, many could be naturally occurring. The levels of the metals iron, magnesium, manganese and sodium might be partially attributed to salt water intrusion in the area. Sodium levels exceeded the Class GA standards for every sample collected.

4.2.5.4 Leachate Indicators

Class GA groundwater standards were exceeded in six of the seven groundwater samples submitted for ammonia analysis. Although ammonia was detected in a groundwater sample from TE-MW-2-23D, it did not exceed the standard.

Chloride was detected in the sample collected from TE-MW-2-23S at a concentration above the standard. Since TE-MW-2-23S is located on the sidewalk, the high level of chloride in shallow groundwater is attributed to road salting.

4.3 Lead Soil Delineation

Based upon shallow soil findings of the Honeywell Street Plume investigation, lead soil was delineated in the vicinity of the proposed monitoring well location TE-MW-2-18 and the well location TE-MW-2-20. The following AOCs were documented as part of this investigation (refer to Figure 2 for AOC locations).

- AOC 16 located along the northern border of the Existing Rail Yard in the vicinity of boring location TE-MW-2-18. This AOC included shallow soil containing TCLP lead.

- AOC 17 located in the vicinity of sample location TE-MW-2-20, which is approximately 100 feet west of the Honeywell St. Bridge. This AOC included shallow soil containing TCLP Lead.

4.3.1 USEPA Hazardous Waste Regulatory Levels for Toxicity Characteristic

The USEPA Hazardous Waste Regulatory Levels for Toxicity Characteristic provides an analyte list and concentrations at which that material is considered hazardous waste. One soil sample result was determined in excess of the EPA hazardous waste levels for TCLP metals. TCLP lead was detected at 27 mg/L in soil sample TE-MW-2-18L (0 to 3 ft-bg), which was above the hazardous waste level of 5 mg/L. Material determined hazardous must be remediated and disposed at an authorized hazardous waste disposal facility. Excavation of AOC 16 is directed by the CQ025 Construction Contaminant Management Plan.

4.3.2 NYSDEC Record of Decision Guidance Values

The "Record of Decision, Amtrak Sunnyside Yard Operable Unit 1, proposed High Speed Train Facility Building, Queens, NY, Site No. 241006" (ROD) was established in 1997 (and later revised in 1998) by the NYSDEC. The document was based on the results of an investigation of a proposed High Speed Train Facility in Sunnyside Yard (Site No. 241006). The ROD established soil cleanup criteria levels for total PCBs for surface and subsurface soils, total cPAHs (carcinogenic polycyclic aromatic hydrocarbons, a type of SVOC) for surface and subsurface soils, and total lead for surface and subsurface soils. These cleanup levels are appropriate for use at both Sunnyside Yard and the Existing Rail Yard due to their proximity the location of the sites and their comparable history, condition, and planned future use.

Soil sample TE-2-18L (0 to 3 ft-bg) collected on November 13, 2001 contained a total lead concentration of 1,500 ppm, which exceeded the NYSDEC ROD value of 1,000

ppm. During December of 2001, four delineation samples collected in the vicinity of TE-MW-2-18 identified endpoints of lead contamination in this area. One sample collected from boring TE-2-L6 (0 to 3 ft-bg) contained a total lead concentration of 1,300 ppb. The sample collected at boring TE-2-L8 (0 to 3 ft-bg) contained a lead concentration of 1,900 ppb. These samples in conjunction with seven other borings delineated the lead contamination in this area, which is known as AOC 17.

4.4 Storm Drain Investigation

Regulatory levels for TCLP metals are defined by the RCRA Hazardous Waste Regulatory Levels (EPA, 1998). Cleanup-related regulatory levels for PCBs are defined by the site specific value for total PCBs according to the NYSDEC ROD (NYSDEC, 1997). New York State has no regulatory levels for TPH GRO and TPH DRO.

4.3.1 PCBs

Sediment samples did not contain PCBs above the soil cleanup levels for total PCBs in surface and subsurface soils of 25,000 ppb as defined outlined in the ROD.

4.3.2 TCLP Metals

Hazardous material levels were not documented in the collected sediment samples.

4.3.3 TPH DRO/GRO

The storm drain sediment sample results showed that sediment from all locations is impacted with petroleum contamination. While there are no NYSDEC regulatory levels for TPH DRO/GRO, reported levels are of a high enough concentration to warrant the handling of all storm drain sediment as petroleum-impacted material. In addition, sediment samples TE-1A-SS-6 and TE-1A-SS-7 exhibited an "objectionable nuisance

characteristic" in the form of petroleum odors or an oil sheen as defined in STARS (NYSDEC, 1992), limiting the reuse options available for this material.

5.0 RECOMMENDATIONS

5.1 PCB-Contaminated Petroleum Plume (Separate Phase)

The CQ028 Construction Contaminant Management Plan (CCMP) and the CQ028 Long Island Well Permit will direct the Contractor regarding requirement of groundwater and product monitoring of the PCB-Contaminated Petroleum Plume.

5.2 Honeywell Street Bridge Plume

5.2.1 Soil Recommendations

No excavation is anticipated during Contract CQ028 within the AOCs identified during this investigation. However, within the historic AOC 1 and 3 excavation may be required related to support activities for Contract CQ028 (see Figure 6). The Contract CQ028 CCMP will direct the Contractor regarding the handling of excavated materials (TE, 2002F).

5.2.2 Groundwater Recommendations

The Honeywell Street Bridge Plume consisting of total CVOCs was delineated further based on groundwater data collected in April and May of 2002. Based on the findings and conclusions of the Honeywell Street Bridge Plume and assuming construction progresses for the open-cut excavation, the following recommendations apply to the affected groundwater within and upgradient to the construction zone:

- Excavate any affected soil and water within the construction zone in accordance with the CCMP. The CCMP will address the classification, handling, disposal, and treatment of groundwater discharged from the open-cut excavation.

- Operate groundwater treatment system during dewatering operations in accordance with NYCDEP "Limitations for Effluent to Sanitary or Combined Sewers" in addition to the Long Island Well Permit for Contract CQ028. Details of the appropriate treatment and filtration methods will be described in the CCMP and Contract Specifications.
- Monitor ground water quality around the excavation during and after construction as per an approved NYSDEC Long Island Well Permit for Contract CQ028.

5.3 Lead Soil Delineation

AOCs 16 and 17 were scheduled for removal during Contract CQ025. The CCMP for Contract CQ025 will direct the Contractor regarding the handling of all excavated materials (TE, 2002E).

5.4 Storm Drain Investigation

The storm drain and sewer inspections determined all of the collected sediment samples were petroleum-impacted. Excavated storm drain sediment from locations TE-1A-SS-5, TE-1A-SS-6, and TE-1A-SS-7 should be handled as petroleum-impacted material as directed in the CCMP and Contract Specifications for CQO28.

6.0 REFERENCES

NYSDEC, 1992. Spill Technology and Remediation Series (STARS): Memo #1 Petroleum-Contaminated Soil Guidance Policy. NYSDEC Division of Construction Management Bureau of Spill Prevention and Response, August 1992.

NYSDEC, 1994. Division Technical and Administrative Guidance Memorandum (TAGM): Determination of Soil Cleanup Objectives and Cleanup Levels. NYSDEC Division of Hazardous Waste Remediation, Revision April 1995.

NYSDEC, 1997. NYSDEC Record of Decision (ROD) – Amtrak, Sunnyside Yard Operable Unit 1 (OU-1): Proposed High Speed Transit Facility (HSTF) Building. Queens, N.Y. Site No 241006, August 1997.

NYSDEC, 1998A. Supplement to Record of Decision, Amtrak, Sunnyside Yard Operable Unit 1: Proposed High Speed Train Facility (HSTF) Building, Queens, New York, Site Number 241006; Letter from NYSDEC to Amtrak dated March 27,1998.

NYSDEC, 1998B. Division of Water Technical and Operational Guidance Series (1.1.1) (TOGS): Ambient Water Quality Standards and Guidance Values and Groundwater Effluent Limitations. NYSDEC, June 1998.

NYSDEC, 2002. Division of Hazardous Waste Remediation: Toxics Targeting Environmental Report. NYSDEC, August 28, 2002.

Roux Associates, Inc. 1999. Operable Unit 6: Remedial Investigation Report; May 14, 1999. Prepared for Amtrak.

TE, 2002A. Findings Report for the Environmental Site Investigation of the Sunnyside Yard and Harold Interlocking, Sunnyside, Queens County, New York, East Side Access Project, Alignments

and Replacement Yard Study (Revision 2). Prepared for the MTA East Side Access Project, January 2002.

TE, 2002B. Findings Report for the Environmental Site Investigation of the Existing Rail Yard, Queens, New York, East Side Access Project, Alignments and Replacement Yards Study (Revision 2) Prepared for the East Side Access Project, January, 2002.

TE, 2002C. Delineation of Honeywell Street Bridge Plume. TE Change Order Request No. T0019 to PMT, February 22, 2002.

TE, 2002D. Supplemental Environmental Investigation Findings Report Summary for Contract CQ025: Demolition of Superior Reed Building and Existing Rail Yard (100% Submittal), August 9, 2002.

TE, 2002E. Construction Contaminant Management Plan (CCMP) for Contract CQ025: Demolition of Superior Reed Building and Existing Rail Yard, Sunnyside, Queens, New York, East Side Access Project, Alignments and Replacement Yard, (100% Submittal), August 9, 2002.

TE, 2002F. Construction Contaminant Management Plan (CCMP) for Contract CQ028: Queens Open-Cut Excavation in Existing Rail Yard, (Final Submittal) December, 2002.

TE, 2001A. Sampling and Analysis Plan for the Supplemental Environmental Site Investigation for the Queens Alignment (Phase IA), Construction Contracts CQ025, CQ026 and CQ028, Queens, NY. Prepared for the MTA East Side Access Project, March 2, 2001.

TE, 2001B. Sampling and Analysis Plan for the Supplemental Environmental Site Investigation for the Queens Alignment (Phase II) – Revision 1. Prepared for the MTA East Side Access Project, November 19, 2001.

TE, 2000. Limited Phase I ESA Report Property located at 29-50, 29-54, 29-60 and 29-70 Northern Boulevard Queens, New York 11101 Part of Queens Alignment East Side Access Project, October, 2000.

TE, 2002. Long Island Well Permit for Construction Contract CQ028.

TABLES

TABLES

Table 1

GROUNDWATER ELEVATIONS
SYNOPTIC READINGS
MAY 30, 2001

Existing Rail Yard
PB/STV East Side Access Project
Sunnyside, Queens

Monitoring Well ID	Screen Setting Elevation[1] (feet)	Surface Elevation[1] (feet)	Top of Casing Elevation[1] (feet)	Depth to Product (feet)	Depth to Water[2] (feet)	Product Thickness (feet)	Product Bailed[3] 5/22/01	Groundwater Elevation[1] (feet)	Measurement Date
WELLS INSTALLED FOR TE ENVIRONMENTAL INVESTIGATION[4]									
TE-MW-YA-28S*	315.21	317.01	316.71	2.56	3.40	0.84	NA	314.04**	5/30/01
TE-MW-YA-27S*	313.85	316.65	316.35	ND	2.61	NA	NA	313.74	5/30/01
WELLS INSTALLED FOR AMTRAK ENVIRONMENTAL INVESTIGATION[5]									
RW-1	NA	NM	NA	4.77	5.22	0.45	2 gallons	NA	5/30/01
MW-13	314.50-304.50	316.50	317.30	ND	3.11	NA	NA	314.19	5/30/01
MW-16	(2.5to12.5)	NM	320.92	4.72	6.24	1.52	3 gallons	316.01**	5/30/01
MW-19	313.75-303.75	317.75	320.13	ND	7.41	NA	NA	312.72	5/30/01
MW-20	314.57-304.57	317.07	319.09	4.49	4.50	0.01	NA	314.60**	5/30/01
MW-21	315.86-305.86	317.86	319.06	ND	4.89	NA	NA	314.17	5/30/01
MW-23D	290.80-280.80	317.30	319.19	ND	4.68	sheen	NA	314.51	5/30/01
MW-35	313.35-303.35	316.35	318.68	ND	6.01	NA	NA	312.67	5/30/01
MW-36	314.31-304.31	317.31	320.01	6.48	7.30	0.82	2 gallons	313.43**	5/30/01
MW-38D	287.90-277.90	317.45	320.27	ND	6.02	NA	NA	314.25	5/30/01
MW-39D	287.30-277.30	317.85	320.12	ND	6.61	NA	NA	313.51	5/30/01
MW-49	315.84-305.84	317.54	319.17	5.33	5.54	0.21	NA	313.81**	5/30/01
MW-50	315.33-305.33	317.33	319.00	4.04	7.66	3.62	4 gallons	314.50**	5/30/01
MW-52	314.79-304.79	316.49	318.02	2.35	2.77	0.42	2 gallons	315.62**	5/30/01
MW-70	NA	NM	NM	ND	5.38	NA	NA	NA	5/30/01

NOTES:

[1] The Project Datum is 300 feet above mean sea level elevation as determined by the National Geodetic Vertical Datum of 1929.

[2] DTW was measured from top of well casing.

[3] Product hand bailed by Roux Environmental on 5/22/01.

[4] "East Side Access Project, Queens Segment, Geotechnical Data Report," TEC, 2000.

[5] "Operable Unit 6, Remedial Investigation Report," Roux Associates, Inc., 1999.

* The distance between the top of casing and the surface was estimated as 0.30 feet for wells TE-MW-YA-27 & TE-MW-YA-28.

** Corrected Groundwater Elevation = (Top of casing elevation - Depth to water) + (Product thickness*(Product density))

Product density (#2 Fuel Oil) = 0.874 (unitless) as given in the Roux Report[5]

NM: Not Measured

NA: Not Applicable

ND: Not Detected

Table 2

HONEYWELL STREET BRIDGE PLUME INVESTIGATION

SUMMARY OF SOIL SAMPLE RESULTS FOR VOLATILE ORGANIC COMPOUNDS

EXISTING RAIL YARD
PB/STV East Side Access Project
Long Island City, NY

Boring Identification Sample ID / Matrix Sample Date			TE-MW-1A-10 (5') 0105068-01A 5/4/01	TE-1A-10 (32') 0105068-02A 5/4/01	TE-MW-1A-11 (4') 0105023-01A 5/1/01	TE-MW-1A-11 (26') 0105023-02A 5/1/01	TE-MW-1A-11(52') 0105023-03A 5/1/01	TE-MW-1A-12 (4') 0105080-01A 5/2/01	TE-MW-1A-12 (32') 0105080-02A 5/2/01
Compound	TAGM Guidance Values* (ppb)	STARS Guidance Value** (ppb)	Concentration (ppb or ug/Kg)						
Acetone	200	NA	ND	ND	ND	ND	ND	ND	ND
Chloroform	300	NA	ND	ND	ND	ND	ND	ND	ND
Methylene chloride	100	NA	ND	ND	ND	ND	ND	ND	ND
Tetrachloroethene	1,400	NA	ND	ND	ND	ND	ND	ND	ND
Naphthalene	13,000	200	ND	ND	ND	ND	ND	ND	ND
Trans-1,2-Dichloroethene	300	NA	ND	ND	ND	ND	ND	ND	ND
cis-1,2-dichloroethene	NA	NA	ND	ND	ND	ND	ND	ND	ND
Toluene	1,500	100	ND	ND	ND	ND	ND	ND	ND
m,p-Xylene	1,200	100	ND	ND	ND	ND	ND	ND	ND
Trichloroethene	700	NA	ND	36	ND	30	ND	ND	130
Benzene	60	14	ND	ND	ND	ND	ND	ND	ND
Total VOCs	10,000*	NA	0	36	0	30	0	0	130
Moisture	NA	NA	NA	NA	NA	NA	NA	NA	NA

NOTES:

Soil samples analyzed for TCL VOCs by EPA Method 8260B.

TCL : Target Compound List

VOCs : Volatile Organic Compounds

Analytical data reported in parts per billion (ppb) or micrograms per kilogram (ug/Kg).

*: Guidance values are the "Recommended Soil Cleanup Objectives" from NYSDEC TAGM #94-4046

**:Guidances values are from the NYSDEC STARS Memo #1 TCLP Alternate Guidance Values, 1992

ND: Not Detected

NA: Not Applicable

Table 2

HONEYWELL STREET BRIDGE PLUME INVESTIGATION

SUMMARY OF SOIL SAMPLE RESULTS FOR VOLATILE ORGANIC COMPOUNDS

EXISTING RAIL YARD
PB/STV East Side Access Project
Long Island City, NY

Boring Identification Sample ID / Matrix Sample Date			TE-MW-1A-12 (39') 0105080-03A 5/2/01	TE-MW-1A-13 (5') 0105048-01A 5/3/01	TE-MW-1A-13 (30') 0105048-02A 5/3/01	TE-MW-1A-13 (40') 0105080-03A 5/3/01	TE-MW-2-15 (3.5') 0110085-04A/Soil 10/8/01	TE-MW-2-15 (27') Soil 10/15/01	TE-MW-2-15 (40') Soil 10/15/01	TE-MW-2-16 (5') Soil 10/8/01	TE-MW-2-16 (17') Soil 10/11/01
Compound	TAGM Guidance Values* (ppb)	STARS Guidance Value** (ppb)	Concentration (ppb or ug/Kg)								
Acetone	200	NA	ND	ND	ND	ND	**580**	ND	ND	ND	ND
Chloroform	300	NA	ND	ND	ND	ND	ND	ND	ND	ND	ND
Methylene chloride	100	NA	ND	ND	ND	ND	**140**	90	**120**	66	**200**
Tetrachloroethene	1,400	NA	30	ND	ND	ND	ND	ND	ND	ND	ND
Naphthalene	13,000	200	ND	ND	ND	ND	ND	ND	ND	ND	ND
Trans-1,2-Dichloroethene	300	NA	ND	ND	ND	ND	ND	ND	ND	ND	ND
cis-1,2-dichloroethene	NA	NA	ND	ND	ND	ND	ND	ND	ND	ND	ND
Toluene	1,500	100	ND	ND	ND	ND	ND	ND	ND	ND	ND
m,p-Xylene	1,200	100	ND	ND	ND	ND	ND	ND	ND	ND	ND
Trichloroethene	700	NA	300	ND	ND	45	ND	ND	300	ND	ND
Benzene	60	14	ND	ND	ND	ND	ND	ND	ND	ND	ND
Total VOCs	10,000*	NA	330	0	0	45	720	90	420	66	200
Moisture	NA	NA	NA	NA	NA	NA	NA	23%	17%	NA	NA

NOTES:

Soil samples analyzed for TCL VOCs by EPA Method 8260B.

TCL : Target Compound List

VOCs : Volatile Organic Compounds

Analytical data reported in parts per billion (ppb) or micrograms per kilogram (ug/Kg).

*: Guidance values are the "Recommended Soil Cleanup Objectives" from NYSDEC TAGM #S4-4046

**:Guidances values are from the NYSDEC STARS Memo #1 TCLP Alternate Guidance Values, 1992

ND: Not Detected

NA: Not Applicable

Table 2

HONEYWELL STREET BRIDGE PLUME INVESTIGATION

SUMMARY OF SOIL SAMPLE RESULTS FOR VOLATILE ORGANIC COMPOUNDS

EXISTING RAIL YARD
PB/STV East Side Access Project
Long Island City, NY

	Boring Identification Sample ID / Matrix Sample Date		TE-MW-2-16 (42') Soil 10/11/01	TE-MW-2-17 (4') Soil 10/8/01	TE-MW-2-17 (22') Soil 10/12/01	TE-MW-2-17 (44 1/2') Soil 10/12/01	TE-MW-2-18 (7') Soil 10/8/01	TE-MW-2-18B (4') Soil 10/10/01	TE-MW-2-18B (29'-8") Soil 10/10/01
Compound	TAGM Guidance Values* (ppb)	STARS Guidance Value** (ppb)	Concentration (ppb or ug/Kg)						
Acetone	200	NA	ND	ND	ND	ND	ND	ND	ND
Chloroform	300	NA	ND	ND	ND	ND	**16,000**	ND	ND
Methylene chloride	100	NA	**160**	ND	**160**	**170**	**170**	**110**	96
Tetrachloroethene	1,400	NA	ND	ND	ND	ND	ND	ND	ND
Naphthalene	13,000	200	ND	ND	ND	ND	ND	ND	ND
Trans-1,2-Dichloroethene	300	NA	ND	ND	ND	ND	ND	ND	ND
cis-1,2-dichloroethene	NA	NA	ND	ND	ND	ND	ND	ND	ND
Toluene	1,500	100	ND	ND	ND	ND	ND	ND	ND
m,p-Xylene	1,200	100	ND	ND	ND	ND	ND	ND	ND
Trichloroethene	700	NA	ND	ND	ND	ND	31	58	ND
Benzene	60	14	ND	ND	ND	ND	**30**	ND	ND
Total VOCs	10,000*	NA	160	0	160	170	**16,231**	168	96
Moisture	NA	NA	NA	NA	15%	17%	NA	13%	11%

NOTES:
Soil samples analyzed for TCL VOCs by EPA Method 8260B.
TCL: Target Compound List
VOCs: Volatile Organic Compounds
Analytical data reported in parts per billion (ppb) or micrograms per kilogram (ug/Kg).
*: Guidance values are the "Recommended Soil Cleanup Objectives" from NYSDEC TAGM #94-4046
**:Guidances values are from the NYSDEC STARS Memo #1 TCLP Alternate Guidance Values, 1992
ND: Not Detected
NA: Not Applicable

Table 2

HONEYWELL STREET BRIDGE PLUME INVESTIGATION

SUMMARY OF SOIL SAMPLE RESULTS FOR VOLATILE ORGANIC COMPOUNDS

EXISTING RAIL YARD
PB/STV East Side Access Project
Long Island City, NY

Boring Identification Sample ID / Matrix Sample Date			TE-MW-2-19 (5') Soil 10/8/01	TE-MW-2-19 (32') Soil 10/9/01	TE-MW-2-20 (5') Soil 10/8/01	TE-MW-2-20 (17') Soil 10/11/01	TE-MW-2-20 (28') Soil 10/11/01	TE-MW-2-21 (4') Soil 3/29/02	TE-MW-2-21 (25') Soil 3/29/02	TE-MW-2-21 (55') Soil 4/1/02	TE-MW-2-22 (3') Soil 3/26/02
Compound	TAGM Guidance Values* (ppb)	STARS Guidance Value** (ppb)	Concentration (ppb or ug/Kg)								
Acetone	200	NA	ND	ND	ND	ND	ND	ND	ND	ND	ND
Chloroform	300	NA	190	ND	ND	ND	ND	ND	ND	ND	ND
Methylene chloride	100	NA	ND	92	ND	84	100	ND	ND	ND	ND
Tetrachloroethene	1,400	NA	120	ND	ND	ND	ND	ND	ND	ND	ND
Naphthalene	13,000	200	ND	ND	ND	ND	ND	ND	ND	ND	ND
Trans-1,2-Dichloroethene	300	NA	ND	ND	ND	ND	ND	ND	ND	ND	ND
cis-1,2-dichloroethene	NA	NA	ND	ND	ND	ND	ND	ND	ND	ND	ND
Toluene	1,500	100	ND	ND	ND	ND	ND	ND	ND	ND	ND
m,p-Xylene	1,200	100	ND	ND	ND	ND	ND	ND	ND	ND	ND
Trichloroethene	700	NA	76	350	ND	ND	ND	ND	ND	ND	ND
Benzene	60	14	ND	ND	ND	ND	ND	ND	ND	ND	ND
Total VOCs	10,000*	NA	386	442	0	84	100	0	0	0	0
Moisture	NA	NA	NA	6%	NA	NA	11%	20%	18%	13%	13%

NOTES:

Soil samples analyzed for TCL VOCs by EPA Method 8260B.

TCL: Target Compound List

VOCs: Volatile Organic Compounds

Analytical data reported in parts per billion (ppb) or micrograms per kilogram (ug/Kg).

*: Guidance values are the "Recommended Soil Cleanup Objectives" from NYSDEC TAGM #94-4046

**:Guidances values are from the NYSDEC STARS Memo #1 TCLP Alternate Guidance Values, 1992

ND: Not Detected

NA: Not Applicable

Table 2

HONEYWELL STREET BRIDGE PLUME INVESTIGATION

SUMMARY OF SOIL SAMPLE RESULTS FOR VOLATILE ORGANIC COMPOUNDS

EXISTING RAIL YARD
PB/STV East Side Access Project
Long Island City, NY

Boring Identification Sample ID / Matrix Sample Date			TE-MW-2-22 (28') 0203228-03A/Soil 3/26/02	TE-MW-2-22 (55') Soil 3/28/02	TE-MW-2-23 (5') Soil 4/18/02	TE-MW-2-23 (31') Soil 4/18/02	TE-MW-2-23 (66') Soil 4/18/02	TE-MW-2-24 (4') Soil 4/23/02	TE-MW-2-24 (30') Soil 4/23/02	TE-MW-2-25 (9') Soil 5/1/02
Compound	TAGM Guidance Values* (ppb)	STARS Guidance Value** (ppb)								
Acetone	200	NA	ND	ND	ND	ND	ND	ND	ND	ND
Chloroform	300	NA	ND	ND	ND	ND	ND	ND	ND	ND
Methylene chloride	100	NA	ND	**120**	ND	ND	ND	ND	ND	ND
Tetrachloroethene	1,400	NA	ND	ND	ND	ND	ND	ND	ND	ND
Naphthalene	13,000	200	ND	ND	ND	ND	ND	ND	ND	ND
Trans-1,2-Dichloroethene	300	NA	ND	ND	ND	ND	ND	ND	ND	48
cis-1,2-dichloroethene	NA	NA	ND	ND	ND	ND	ND	ND	74	79
Toluene	1,500	100	ND	ND	ND	ND	ND	ND	ND	ND
m,p-Xylene	1,200	100	ND	ND	ND	ND	ND	ND	ND	ND
Trichloroethene	700	NA	ND	49	ND	ND	ND	ND	ND	ND
Benzene	60	14	ND	ND	ND	ND	ND	ND	ND	ND
Total VOCs	10,000*	NA	0	169	0	0	0	0	74	127
Moisture	NA	NA	13%	20%	19%	19%	22%	23%	17%	13%

NOTES:
Soil samples analyzed for TCL VOCs by EPA Method 8260B.
TCL: Target Compound List
VOCs: Volatile Organic Compounds
Analytical data reported in parts per billion (ppb) or
micrograms per kilogram (ug/Kg).
*: Guidance values are the "Recommended Soil Cleanup Objectives" from
NYSDEC TAGM #94-4046
**:Guidances values are from the NYSDEC STARS Memo #1
TCLP Alternate Guidance Values, 1992
ND: Not Detected
NA: Not Applicable

Table 2

HONEYWELL STREET BRIDGE PLUME INVESTIGATION

SUMMARY OF SOIL SAMPLE RESULTS FOR VOLATILE ORGANIC COMPOUNDS

EXISTING RAIL YARD
PB/STV East Side Access Project
Long Island City, NY

Boring Identification Sample ID / Matrix Sample Date			TE-MW-2-25 (30') Soil 4/30/02	TE-MW-2-26 (3.5') Soil 4/11/02	TE-MW-2-26 (30') Soil 4/12/02	TE-MW-2-26 (50') Soil 4/12/02	TE-MW-2-26 (77') Soil 4/15/02	TE-MW-2-28 (3') Soil 4/8/02	TE-MW-2-28 (32') Soil 4/8/02	TE-MW-2-28 (67') Soil 4/10/02
Compound	TAGM Guidance Values* (ppb)	STARS Guidance Value** (ppb)								
Acetone	200	NA	ND	ND	ND	ND	ND	ND	ND	ND
Chloroform	300	NA	ND	ND	ND	ND	ND	ND	ND	ND
Methylene chloride	100	NA	ND	**140**	ND	ND	ND	ND	ND	ND
Tetrachloroethene	1,400	NA	ND	ND	ND	ND	ND	ND	ND	ND
Naphthalene	13,000	200	ND	ND	ND	ND	ND	ND	ND	ND
Trans-1,2-Dichloroethene	300	NA	ND	ND	ND	ND	ND	ND	ND	ND
cis-1,2-dichloroethene	NA	NA	ND	ND	ND	ND	ND	ND	ND	ND
Toluene	1,500	100	ND	ND	ND	ND	ND	32	ND	ND
m,p-Xylene	1,200	100	ND	ND	ND	ND	ND	56	ND	ND
Trichloroethene	700	NA	ND	ND	ND	ND	ND	ND	ND	ND
Benzene	60	14	ND	ND	ND	ND	ND	ND	ND	ND
Total VOCs	10,000*	NA	0	140	0	0	0	88	0	0
Moisture	NA	NA	15%	28%	23%	14%	14%	17%	16%	13%

NOTES:

Soil samples analyzed for TCL VOCs by EPA Method 8260B.

TCL: Target Compound List

VOCs: Volatile Organic Compounds

Analytical data reported in parts per billion (ppb) or micrograms per kilogram (ug/Kg).

*: Guidance values are the "Recommended Soil Cleanup Objectives" from NYSDEC TAGM #94-4046

**:Guidances values are from the NYSDEC STARS Memo #1 TCLP Alternate Guidance Values, 1992

ND: Not Detected

NA: Not Applicable

Table 2

HONEYWELL STREET BRIDGE PLUME INVESTIGATION

SUMMARY OF SOIL SAMPLE RESULTS FOR VOLATILE ORGANIC COMPOUNDS

EXISTING RAIL YARD
PB/STV East Side Access Project
Long Island City, NY

	Boring Identification Sample ID / Matrix Sample Date		TE-MW-2-29 (4') Soil 4/4/02	TE-MW-2-29 (30') Soil 4/4/02	TE-MW-2-30 (9') 0205049-01A/Soil 5/3/02	TE-MW-2-30 (30') 0205099-01A/Soil 5/2/02
Compound	**TAGM Guidance Values* (ppb)**	**STARS Guidance Value** (ppb)**				
Acetone	200	NA	ND	ND	ND	ND
Chloroform	300	NA	ND	ND	ND	ND
Methylene chloride	100	NA	95	ND	ND	ND
Tetrachloroethene	1,400	NA	ND	ND	ND	ND
Naphthalene	13,000	200	67	ND	ND	ND
Trans-1,2-Dichloroethene	300	NA	ND	ND	ND	ND
cis-1,2-dichloroethene	NA	NA	ND	ND	ND	ND
Toluene	1,500	100	ND	ND	ND	ND
m,p-Xylene	1,200	100	ND	ND	ND	ND
Trichloroethene	700	NA	ND	210	37	ND
Benzene	60	14	ND	ND	ND	ND
Total VOCs	10,000*	NA	162	210	37	0
Moisture	NA	NA	21%	9%	15%	10%

NOTES:
Soil samples analyzed for TCL VOCs by EPA Method 8260B.
TCL: Target Compound List
VOCs: Volatile Organic Compounds
Analytical data reported in parts per billion (ppb) or
micrograms per kilogram (ug/Kg).
*: Guidance values are the "Recommended Soil Cleanup Objectives" from
NYSDEC TAGM #94-4046
**:Guidances values are from the NYSDEC STARS Memo #1
TCLP Alternate Guidance Values, 1992
ND: Not Detected
NA: Not Applicable

Table 3

HONEYWELL STREET BRIDGE PLUME INVESTIGATION
SUMMARY OF SOIL SAMPLE RESULTS FOR SEMIVOLATILE ORGANIC COMPOUNDS

EXISTING RAIL YARD
PB/STV East Side Access Project
Long Island City, NY

Boring Identification Sample ID / Matrix Sample Date				TE-MW-1A-10(0-5') 0105068-01B 5/4/01	TE-MW-1A-10(30-32') 0105068-02B 5/4/01	TE-MW-1A-11(0-4') 0105023-01B 5/1/01	TE-MW-1A-11(24-26') 0105023-02B 5/1/01	TE-MW-1A-11(50-52') 0105023-03B 5/1/01	TE-MW-1A-12 (0-4') 0105080-01B 5/2/01
Compound	**TAGM Guidance Values* (ppb)**	***STARS Guidance Values** (ppb)*	***ROD Guidance Value*** (ppb)*	**Concentration (ppb or ug/Kg)**					
2-Methylnapthalene	36,400	NA	NA	320	ND	ND	ND	ND	ND
Acenaphthylene	41,000	NA	NA	590	ND	ND	ND	ND	ND
Acenaphthene	50,000	400	NA	940	ND	ND	ND	ND	ND
Anthracene	50,000	1,000	NA	2,900	ND	ND	ND	ND	ND
Benzo(a)anthracene*	224	0.04	NA	6,100	ND	ND	ND	ND	ND
Benzo(a)pyrene*	61	0.04	NA	5,600	ND	ND	ND	ND	ND
Benzo(b)fluoranthene*	1,100	0.04	NA	6,700	ND	ND	ND	ND	ND
Benzo(g,h,i)perylene	50,000	0.04	NA	3,300	ND	ND	ND	ND	ND
Benzo(k)fluoranthene*	1,100	0.04	NA	2,000	ND	ND	ND	ND	ND
Carbazole	50,000	NA	NA	770	ND	ND	ND	ND	ND
Chrysene*	400	0.04	NA	5,300	ND	ND	ND	ND	ND
Dibenz(a,h)anthracene*	14	1,000	NA	830	ND	ND	ND	ND	ND
Fluoranthene	50,000	1,000	NA	15,000	ND	ND	ND	ND	ND
Fluorene	50,000	1,000	NA	1,200	ND	ND	ND	ND	ND
Indeno(1,2,3-cd)pyrene*	3,200	0.04	NA	3,700	ND	ND	ND	ND	ND
Napthalene	13,000	200	NA	590	ND	ND	ND	ND	ND
Phenanthrene	50,000	1,000	NA	11,000	ND	ND	ND	ND	ND
Pyrene	50,000	1,000	NA	14,000	ND	ND	ND	ND	ND
Bis(2-ethylhexyl)phthalate	50,000	NA	NA	ND	ND	ND	ND	ND	ND
Dibenzofuran	6,200	NA	NA	790	ND	ND	ND	ND	ND
Total SVOCs:	500,000	NA	NA	81,630	0	0	0	0	0
Total Carcinogenic PAHs:	NA	NA	*25,000*	30,230	*0*	*0*	*0*	*0*	*0*
Percent Moisture	NA	NA	NA	NA	NA	NA	NA	NA	NA

NOTES:
Soil samples analyzed for TCL SVOCs by EPA Method 8270C.
TCL: Target Compound List
SVOCs: Semi-Volatile Organic Compounds
PAHs: Polycyclic Aromatic Hydrocarbons
Analytical data reported in parts per billion (ppb) or micrograms per kilogram (ug/Kg).
* Guidance values are the "Recommended Soil Cleanup Objectives" from NYSDEC TAGM 94-4046.
NYSDEC TAGM 94-4046 recommends the maximum value of 50,000 ppb for individual SVOCs
** Guidance values are from the NYSDEC STARS Memo #1 TCLP Alternative Guidance Values, 1992.
*** Guidance value is the site specific guidance value for Total Carcinogenic PAHs in surface and subsurface soils as per 1998 NYSDEC Revised ROD for OU-1 of Sunnyside Yard.
♦ Carcinogenic PAHs, as defined in 3/27/98 letter from NYSDEC to Amtrak, as per 1/3/02 letter from Amtrak to MTA
ND: Not Detected
NA: Not Applicable

Table 3

HONEYWELL STREET BRIDGE PLUME INVESTIGATION
SUMMARY OF SOIL SAMPLE RESULTS FOR SEMIVOLATILE ORGANIC COMPOUNDS

EXISTING RAIL YARD
PB/STV East Side Access Project
Long Island City, NY

Boring Identification Sample ID / Matrix Sample Date				TE-MW-1A-12 (30-32') 0105080-02B 5/2/01	TE-MW-1A-12 (39-40') 0105080-03B 5/2/01	TE-MW-1A-13 (0-5') 0105048-04A 5/3/01	TE-MW-1A-13 (35-37') 0105048-05A 5/3/01	TE-MW-1A-13 (40-42') 0105048-06A 5/3/01	TE-MW-2-15 (0-3.5') Soil 10/8/01
Compound	**TAGM Guidance Values* (ppb)**	**STARS Guidance Values** (ppb)**	**ROD Guidance Value*** (ppb)**	**Concentration (ppb or ug/Kg)**					
2-Methylnaphthalene	36,400	NA	NA	ND	ND	ND	ND	ND	ND
Acenaphthylene	41,000	NA	NA	ND	ND	ND	ND	ND	ND
Acenaphthene	50,000	400	NA	ND	ND	ND	ND	ND	ND
Anthracene	50,000	1,000	NA	ND	ND	ND	ND	ND	ND
Benzo(a)anthracene*	224	0.04	NA	ND	ND	ND	ND	ND	350
Benzo(a)pyrene*	61	0.04	NA	ND	ND	ND	ND	ND	350
Benzo(b)fluoranthene*	1,100	0.04	NA	ND	ND	ND	ND	ND	720
Benzo(g,h,i)perylene	50,000	0.04	NA	ND	ND	ND	ND	ND	ND
Benzo(k)fluoranthene*	1,100	0.04	NA	ND	ND	ND	ND	ND	ND
Carbazole	50,000	NA	NA	ND	ND	ND	ND	ND	ND
Chrysene*	400	0.04	NA	ND	ND	ND	ND	ND	410
Dibenz(a,h)anthracene*	14	1,000	NA	ND	ND	ND	ND	ND	ND
Fluoranthene	50,000	1,000	NA	ND	ND	ND	ND	ND	460
Fluorene	50,000	1,000	NA	ND	ND	ND	ND	ND	ND
Indeno(1,2,3-cd)pyrene*	3,200	0.04	NA	ND	ND	ND	ND	ND	ND
Napthalene	13,000	200	NA	ND	ND	ND	ND	ND	ND
Phenanthrene	50,000	1,000	NA	ND	ND	ND	ND	ND	ND
Pyrene	50,000	1,000	NA	ND	ND	ND	ND	ND	500
Bis(2-ethylhexyl)phthalate	50,000	NA	NA	ND	ND	ND	ND	ND	ND
Dibenzofuran	6,200	NA	NA	ND	ND	ND	ND	ND	ND
Total SVOCs:	500,000	NA	NA	0	0	0	0	0	2,790
Total Carcinogenic PAHs:	NA	NA	25,000	0	0	0	0	0	1,830
Percent Moisture	NA	NA	NA	NA	NA	NA	NA	NA	28%

NOTES:
Soil samples analyzed for TCL SVOCs by EPA Method 8270C.
TCL: Target Compound List
SVOCs: Semi-Volatile Organic Compounds
PAHs: Polycyclic Aromatic Hydrocarbons
Analytical data reported in parts per billion (ppb) or micrograms per kilogram (ug/Kg).
* Guidance values are the "Recommended Soil Cleanup Objectives" from NYSDEC TAGM 94-4046.
NYSDEC TAGM 94-4046 recommends the maximum value of 50,000 ppb for individual SVOCs
** Guidance values are from the NYSDEC STARS Memo #1 TCLP Alternative Guidance Values, 1992.
*** Guidance value is the site specific guidance value for Total Carcinogenic PAHs in surface and subsurface soils as per 1998 NYSDEC Revised ROD for OU-1 of Sunnyside Yard.
♦ Carcinogenic PAHs, as defined in 3/27/98 letter from NYSDEC to Amtrak, as per 1/3/02 letter from Amtrak to MTA
ND: Not Detected
NA: Not Applicable

Table 3

HONEYWELL STREET BRIDGE PLUME INVESTIGATION
SUMMARY OF SOIL SAMPLE RESULTS FOR SEMIVOLATILE ORGANIC COMPOUNDS

EXISTING RAIL YARD
PB/STV East Side Access Project
Long Island City, NY

Boring Identification Sample ID / Matrix Sample Date				TE-MW-2-15 (25-27') Soil 10/15/01	TE-MW-2-15 (38-40') Soil 10/15/01	TE-MW-2-16 (0-5') Soil 10/8/01	TE-MW-2-16 (15-17') Soil 10/11/01	TE-MW-2-16 (40-42') Soil 10/11/01	TE-MW-2-17 (0-4') Soil 10/8/01
Compound	TAGM Guidance Values* (ppb)	STARS Guidance Values** (ppb)	ROD Guidance Value*** (ppb)	Concentration (ppb or ug/Kg)					
2-Methylnapthalene	36,400	NA	NA	ND	ND	ND	ND	ND	ND
Acenaphthylene	41,000	NA	NA	ND	ND	ND	ND	ND	ND
Acenaphthene	50,000	400	NA	ND	ND	ND	ND	ND	ND
Anthracene	50,000	1,000	NA	ND	ND	ND	ND	ND	ND
Benzo(a)anthracene*	224	0.04	NA	ND	ND	ND	ND	ND	ND
Benzo(a)pyrene*	61	0.04	NA	ND	ND	ND	ND	ND	ND
Benzo(b)fluoranthene*	1,100	0.04	NA	ND	ND	ND	ND	ND	340
Benzo(g,h,i)perylene	50,000	0.04	NA	ND	ND	ND	ND	ND	ND
Benzo(k)fluoranthene*	1,100	0.04	NA	ND	ND	ND	ND	ND	ND
Carbazole	50,000	NA	NA	ND	ND	ND	ND	ND	ND
Chrysene*	400	0.04	NA	ND	ND	ND	ND	ND	ND
Dibenz(a,h)anthracene*	14	1,000	NA	ND	ND	ND	ND	ND	ND
Fluoranthene	50,000	1,000	NA	ND	ND	ND	ND	ND	ND
Fluorene	50,000	1,000	NA	ND	ND	ND	ND	ND	ND
Indeno(1,2,3-cd)pyrene*	3,200	0.04	NA	ND	ND	ND	ND	ND	ND
Napthalene	13,000	200	NA	ND	ND	ND	ND	ND	ND
Phenanthrene	50,000	1,000	NA	ND	ND	ND	ND	ND	ND
Pyrene	50,000	1,000	NA	ND	ND	ND	ND	ND	ND
Bis(2-ethylhexyl)phthalate	50,000	NA	NA	ND	ND	ND	ND	ND	ND
Dibenzofuran	6,200	NA	NA	ND	ND	ND	ND	ND	ND
Total SVOCs:	500,000	NA	NA	0	0	0	0	0	340
Total Carcinogenic PAHs:	NA	NA	*25,000*	*0*	*0*	*0*	*0*	*0*	*340*
Percent Moisture	NA	NA	NA	44%	26%	14%	NA	NA	21%

NOTES:
Soil samples analyzed for TCL SVOCs by EPA Method 8270C.
TCL: Target Compound List
SVOCs: Semi-Volatile Organic Compounds
PAHs: Polycyclic Aromatic Hydrocarbons
Analytical data reported in parts per billion (ppb) or micrograms per kilogram (ug/Kg).
* Guidance values are the "Recommended Soil Cleanup Objectives" from NYSDEC TAGM 94-4046.
NYSDEC TAGM 94-4046 recommends the maximum value of 50,000 ppb for individual SVOCs
** Guidance values are from the NYSDEC STARS Memo #1 TCLP Alternative Guidance Values, 1992.
*** Guidance value is the site specific guidance value for Total Carcinogenic PAHs in surface and subsurface soils as per 1998 NYSDEC Revised ROD for OU-1 of Sunnyside Yard.
♦ Carcinogenic PAHs, as defined in 3/27/98 letter from NYSDEC to Amtrak, as per 1/3/02 *letter from Amtrak to MTA*
ND: Not Detected
NA: Not Applicable

Table 3

HONEYWELL STREET BRIDGE PLUME INVESTIGATION
SUMMARY OF SOIL SAMPLE RESULTS FOR SEMIVOLATILE ORGANIC COMPOUNDS

EXISTING RAIL YARD
PB/STV East Side Access Project
Long Island City, NY

Boring Identification Sample ID / Matrix Sample Date				TE-MW-2-17 (20-22') Soil 10/12/01	TE-MW-2-17 (43-44 1/2') Soil 10/12/01	TE-MW-2-18 (3-7') Soil 10/8/01	TE-MW-2-18B (0-4') Soil 10/10/01	TE-MW-2-18B (29-29' 8") Soil 10/10/01	TE-MW-19 (0-5') Soil 10/8/01
Compound	TAGM Guidance Values* (ppb)	STARS Guidance Values** (ppb)	ROD Guidance Value*** (ppb)	Concentration (ppb or ug/Kg)					
2-Methylnapthalene	36,400	NA	NA	ND	ND	ND	ND	ND	ND
Acenaphthylene	41,000	NA	NA	ND	ND	ND	ND	ND	ND
Acenaphthene	50,000	400	NA	ND	ND	ND	ND	ND	ND
Anthracene	50,000	1,000	NA	ND	ND	370	1,900	340	ND
Benzo(a)anthracene*	224	0.04	NA	ND	ND	1,400	8,700	490	ND
Benzo(a)pyrene*	61	0.04	NA	ND	ND	1,300	6,600	280	ND
Benzo(b)fluoranthene*	1,100	0.04	NA	ND	ND	2,000	11,000	420	ND
Benzo(g,h,i)perylene	50,000	0.04	NA	ND	ND	920	3,700	ND	ND
Benzo(k)fluoranthene*	1,100	0.04	NA	ND	ND	600	3,500	ND	ND
Carbazole	50,000	NA	NA	ND	ND	ND	ND	ND	ND
Chrysene*	400	0.04	NA	ND	ND	1,600	8,600	540	ND
Dibenz(a,h)anthracene*	14	1,000	NA	ND	ND	290	ND	ND	ND
Fluoranthene	50,000	1,000	NA	ND	ND	2,200	15,000	1,100	ND
Fluorene	50,000	1,000	NA	ND	ND	ND	ND	ND	ND
Indeno(1,2,3-cd)pyrene*	3,200	0.04	NA	ND	ND	1,100	4,400	ND	ND
Napthalene	13,000	200	NA	ND	ND	ND	ND	ND	ND
Phenanthrene	50,000	1,000	NA	ND	ND	1,200	3,200	780	ND
Pyrene	50,000	1,000	NA	ND	ND	2,000	15,000	1,000	ND
Bis(2-ethylhexyl)phthalate	50,000	NA	NA	ND	ND	ND	ND	ND	ND
Dibenzofuran	6,200	NA	NA	ND	ND	ND	ND	ND	ND
Total SVOCs:	500,000	NA	NA	0	0	14,980	81,600	4,950	0
Total Carcinogenic PAHs:	NA	NA	25,000	0	0	8,290	42,800	1,730	0
Percent Moisture	NA	NA	NA	19%	19%	12%	20%	12%	14%

NOTES:
Soil samples analyzed for TCL SVOCs by EPA Method 8270C.
TCL: Target Compound List
SVOCs: Semi-Volatile Organic Compounds
PAHs: Polycyclic Aromatic Hydrocarbons
Analytical data reported in parts per billion (ppb) or micrograms per kilogram (ug/Kg).
* Guidance values are the "Recommended Soil Cleanup Objectives" from NYSDEC TAGM 94-4046.
NYSDEC TAGM 94-4046 recommends the maximum value of 50,000 ppb for individual SVOCs
** Guidance values are from the NYSDEC STARS Memo #1 TCLP Alternative Guidance Values, 1992.
*** Guidance value is the site specific guidance value for Total Carcinogenic PAHs in surface and subsurface soils as per 1998 NYSDEC Revised ROD for OU-1 of Sunnyside Yard.
♦ Carcinogenic PAHs, as defined in 3/27/98 letter from NYSDEC to Amtrak, as per 1/3/02 letter from Amtrak to MTA
ND: Not Detected
NA: Not Applicable

Table 3

HONEYWELL STREET BRIDGE PLUME INVESTIGATION
SUMMARY OF SOIL SAMPLE RESULTS FOR SEMIVOLATILE ORGANIC COMPOUNDS

EXISTING RAIL YARD
PB/STV East Side Access Project
Long Island City, NY

Boring Identification Sample ID / Matrix Sample Date				TE-MW-2-19 (30-32') Soil 10/9/01	TE-MW-2-20 (0-5') Soil 10/8/01	TE-MW-2-20 (15-17') Soil 10/11/01	TE-MW-2-20 (27-28½) Soil 10/11/01	TE-MW-2-21 (0-4) 0204001-02A/Soil 3/29/02	TE-MW-2-21 (23-25) 0204001-04A/Soil 3/29/02
Compound	**TAGM Guidance Values* (ppb)**	**STARS Guidance Values** (ppb)**	**ROD Guidance Value*** (ppb)**	**Concentration (ppb or ug/Kg)**					
2-Methylnapthalene	36,400	NA	NA	ND	ND	ND	ND	ND	ND
Acenaphthylene	41,000	NA	NA	ND	ND	ND	ND	ND	ND
Acenaphthene	50,000	400	NA	ND	ND	ND	ND	ND	ND
Anthracene	50,000	1,000	NA	ND	ND	ND	ND	ND	ND
Benzo(a)anthracene*	224	0.04	NA	ND	330	ND	ND	ND	ND
Benzo(a)pyrene*	61	0.04	NA	ND	300	ND	ND	ND	ND
Benzo(b)fluoranthene*	1,100	0.04	NA	ND	380	ND	ND	ND	ND
Benzo(g,h,i)perylene	50,000	0.04	NA	ND	ND	ND	ND	ND	ND
Benzo(k)fluoranthene*	1,100	0.04	NA	ND	ND	ND	ND	ND	ND
Carbazole	50,000	NA	NA	ND	ND	ND	ND	ND	ND
Chrysene*	400	0.04	NA	ND	360	ND	ND	ND	ND
Dibenz(a,h)anthracene*	14	1,000	NA	ND	ND	ND	ND	ND	ND
Fluoranthene	50,000	1,000	NA	ND	710	ND	ND	ND	ND
Fluorene	50,000	1,000	NA	ND	ND	ND	ND	ND	ND
Indeno(1,2,3-cd)pyrene*	3,200	0.04	NA	ND	ND	ND	ND	ND	ND
Napthalene	13,000	200	NA	ND	ND	ND	ND	ND	ND
Phenanthrene	50,000	1,000	NA	ND	790	ND	ND	ND	ND
Pyrene	50,000	1,000	NA	ND	690	ND	ND	ND	ND
Bis(2-ethylhexyl)phthalate	50,000	NA	NA	ND	ND	ND	ND	1100	ND
Dibenzofuran	6,200	NA	NA	ND	ND	ND	ND	ND	ND
Total SVOCs:	500,000	NA	NA	0	3,560	0	0	1,100	0
Total Carcinogenic PAHs:	NA	NA	25,000	0	1,370	0	0	0	0
Percent Moisture	NA	NA	NA	24%	14%	NA	NA	17.80%	23.50%

NOTES:
Soil samples analyzed for TCL SVOCs by EPA Method 8270C.
TCL: Target Compound List
SVOCs: Semi-Volatile Organic Compounds
PAHs: Polycyclic Aromatic Hydrocarbons
Analytical data reported in parts per billion (ppb) or micrograms per kilogram (ug/Kg).
* Guidance values are the "Recommended Soil Cleanup Objectives" from NYSDEC TAGM 94-4046.
NYSDEC TAGM 94-4046 recommends the maximum value of 50,000 ppb for individual SVOCs
** Guidance values are from the NYSDEC STARS Memo #1 TCLP Alternative Guidance Values, 1992.
*** Guidance value is the site specific guidance value for Total Carcinogenic PAHs in surface and subsurface soils as per 1998 NYSDEC Revised ROD for OU-1 of Sunnyside Yard.
♦ Carcinogenic PAHs, as defined in 3/27/98 letter from NYSDEC to Amtrak, as per 1/3/02 letter from Amtrak to MTA
ND: Not Detected
NA: Not Applicable

Table 3

HONEYWELL STREET BRIDGE PLUME INVESTIGATION
SUMMARY OF SOIL SAMPLE RESULTS FOR SEMIVOLATILE ORGANIC COMPOUNDS

EXISTING RAIL YARD
PB/STV East Side Access Project
Long Island City, NY

Boring Identification Sample ID / Matrix Sample Date				TE-MW-2-21 (53-55) 0204015-02A/Soil 4/1/02	TE-MW-2-22 (2-3) 0203228-02A/Soil 3/26/02	TE-MW-2-22 (28-30) 0203228-03A/Soil 3/26/02	TE-MW-2-22 (50-55) 0203259-02A/Soil 3/28/02	TE-MW-2-23 (3-5) 0204213-02A/Soil 4/18/02	TE-MW-2-23 (29-31) 0204213-04A/Soil 4/18/02
Compound	TAGM Guidance Values* (ppb)	STARS Guidance Values** (ppb)	ROD Guidance Value*** (ppb)	Concentration (ppb or ug/Kg)					
2-Methylnapthalene	36,400	NA	NA	ND	ND	ND	ND	ND	ND
Acenaphthylene	41,000	NA	NA	ND	ND	ND	ND	ND	ND
Acenaphthene	50,000	400	NA	ND	ND	ND	ND	ND	ND
Anthracene	50,000	1,000	NA	ND	ND	ND	ND	ND	ND
Benzo(a)anthracene*	224	0.04	NA	ND	ND	ND	ND	**1,300**	ND
Benzo(a)pyrene*	61	0.04	NA	ND	ND	ND	ND	**1,200**	ND
Benzo(b)fluoranthene*	1,100	0.04	NA	ND	ND	ND	ND	**1,400**	ND
Benzo(g,h,i)perylene	50,000	0.04	NA	ND	ND	ND	ND	**810**	ND
Benzo(k)fluoranthene*	1,100	0.04	NA	ND	ND	ND	ND	**550**	ND
Carbazole	50,000	NA	NA	ND	ND	ND	ND	ND	ND
Chrysene*	400	0.04	NA	ND	ND	ND	ND	**1,300**	ND
Dibenz(a,h)anthracene*	14	1,000	NA	ND	ND	ND	ND	ND	ND
Fluoranthene	50,000	1,000	NA	ND	ND	ND	ND	**3,100**	ND
Fluorene	50,000	1,000	NA	ND	ND	ND	ND	ND	ND
Indeno(1,2,3-cd)pyrene*	3,200	0.04	NA	ND	ND	ND	ND	**890**	ND
Napthalene	13,000	200	NA	ND	ND	ND	ND	ND	ND
Phenanthrene	50,000	1,000	NA	ND	ND	ND	ND	**2,300**	ND
Pyrene	50,000	1,000	NA	ND	ND	ND	ND	**2,800**	ND
Bis(2-ethylhexyl)phthalate	50,000	NA	NA	ND	ND	ND	ND	ND	ND
Dibenzofuran	6,200	NA	NA	ND	ND	ND	ND	ND	ND
Total SVOCs:	500,000	NA	NA	0	0	0	0	15,650	0
Total Carcinogenic PAHs:	NA	NA	25,000	0	0	0	0	6,640	0
Percent Moisture	NA	NA	NA	13.60%	16.80%	12.90%	19.10%	6.20%	14.90%

NOTES:
Soil samples analyzed for TCL SVOCs by EPA Method 8270C.
TCL : Target Compound List
SVOCs : Semi-Volatile Organic Compounds
PAHs : Polycyclic Aromatic Hydrocarbons
Analytical data reported in parts per billion (ppb) or micrograms per kilogram (ug/Kg).
* Guidance values are the "Recommended Soil Cleanup Objectives" from NYSDEC TAGM 94-4046.
NYSDEC TAGM 94-4046 recommends the maximum value of 50,000 ppb for individual SVOCs
** Guidance values are from the NYSDEC STARS Memo #1 TCLP Alternative Guidance Values, 1992.
*** Guidance value is the site specific guidance value for Total Carcinogenic PAHs in surface and subsurface soils as per 1998 NYSDEC Revised ROD for OU-1 of Sunnyside Yard.
♦ Carcinogenic PAHs, as defined in 3/27/98 letter from NYSDEC to Amtrak, as per 1/3/02 letter from Amtrak to MTA
ND: Not Detected
NA: Not Applicable

Table 3

HONEYWELL STREET BRIDGE PLUME INVESTIGATION
SUMMARY OF SOIL SAMPLE RESULTS FOR SEMIVOLATILE ORGANIC COMPOUNDS

EXISTING RAIL YARD
PB/STV East Side Access Project
Long Island City, NY

Boring Identification Sample ID / Matrix Sample Date				TE-MW-2-23 (64-66) 0204213-06A/Soil 4/18/02	TE-MW-2-24 (0-4) 0204293-03A/Soil 4/23/02	TE-MW-2-24 (28-30) 0204293-04A/Soil 4/23/02	TE-MW-2-25 (7-9) 0205022-01A/Soil 5/1/02	TE-MW-2-25 (28-30) 0205004-01A/Soil 4/30/02	TE-MW-2-26 (2-3.5) 0204133-02A/Soil 4/11/02
Compound	**TAGM Guidance Values* (ppb)**	**STARS Guidance Values** (ppb)**	**ROD Guidance Value*** (ppb)**	**Concentration (ppb or ug/Kg)**					
2-Methylnapthalene	36,400	NA	NA	ND	ND	ND	ND	ND	ND
Acenaphthylene	41,000	NA	NA	ND	ND	ND	ND	ND	ND
Acenaphthene	50,000	400	NA	ND	ND	ND	ND	ND	ND
Anthracene	50,000	1,000	NA	ND	ND	ND	ND	ND	530
Benzo(a)anthracene*	224	0.04	NA	ND	ND	ND	ND	ND	1,200
Benzo(a)pyrene*	61	0.04	NA	ND	ND	ND	ND	ND	1,000
Benzo(b)fluoranthene*	1,100	0.04	NA	ND	ND	ND	ND	ND	1,400
Benzo(g,h,i)perylene	50,000	0.04	NA	ND	ND	ND	ND	ND	790
Benzo(k)fluoranthene*	1,100	0.04	NA	ND	ND	ND	ND	ND	350
Carbazole	50,000	NA	NA	ND	ND	ND	ND	ND	ND
Chrysene*	400	0.04	NA	ND	ND	ND	ND	ND	1,300
Dibenz(a,h)anthracene*	14	1,000	NA	ND	ND	ND	ND	ND	ND
Fluoranthene	50,000	1,000	NA	ND	ND	ND	ND	ND	2,600
Fluorene	50,000	1,000	NA	ND	ND	ND	ND	ND	ND
Indeno(1,2,3-cd)pyrene*	3,200	0.04	NA	ND	ND	ND	ND	ND	660
Napthalene	13,000	200	NA	ND	ND	ND	ND	ND	ND
Phenanthrene	50,000	1,000	NA	ND	ND	ND	ND	ND	3,200
Pyrene	50,000	1,000	NA	ND	ND	ND	ND	ND	2,900
Bis(2-ethylhexyl)phthalate	50,000	NA	NA	ND	ND	340	390	ND	ND
Dibenzofuran	6,200	NA	NA	ND	ND	ND	ND	ND	ND
Total SVOCs:	500,000	NA	NA	0	0	340	390	0	15,930
Total Carcinogenic PAHs:	NA	NA	25,000	0	0	0	0	0	5,910
Percent Moisture	NA	NA	NA	14.30%	13.10%	13.10%	13.10%	15.80%	23.60%

NOTES:
Soil samples analyzed for TCL SVOCs by EPA Method 8270C.
TCL: Target Compound List
SVOCs: Semi-Volatile Organic Compounds
PAHs: Polycyclic Aromatic Hydrocarbons
Analytical data reported in parts per billion (ppb) or micrograms per kilogram (ug/Kg).
* Guidance values are the "Recommended Soil Cleanup Objectives" from NYSDEC TAGM 94-4046.
NYSDEC TAGM 94-4046 recommends the maximum value of 50,000 ppb for individual SVOCs
** Guidance values are from the NYSDEC STARS Memo #1 TCLP Alternative Guidance Values, 1992.
*** Guidance value is the site specific guidance value for Total Carcinogenic PAHs in surface and subsurface soils as per 1998 NYSDEC Revised ROD for OU-1 of Sunnyside Yard.
♦ Carcinogenic PAHs, as defined in 3/27/98 letter from NYSDEC to Amtrak, as per 1/3/02 letter from Amtrak to MTA
ND: Not Detected
NA: Not Applicable

Table 3

HONEYWELL STREET BRIDGE PLUME INVESTIGATION
SUMMARY OF SOIL SAMPLE RESULTS FOR SEMIVOLATILE ORGANIC COMPOUNDS

EXISTING RAIL YARD
PB/STV East Side Access Project
Long Island City, NY

Boring Identification Sample ID / Matrix Sample Date				TE-MW-2-26 (28-30) 0204157-02A/Soil 4/12/02	TE-MW-2-26 (50-52) 0204157-04A/Soil 4/12/02	TE-MW-2-26 (75-77) 0204166-02A/Soil 4/15/02	TE-MW-2-28 (0-3) 0204082-02A/Soil 4/8/02	TE-MW-2-28 (28-32) 0204082-04A/Soil 4/8/02	TE-MW-2-28 (65-67) 0204134-02A/Soil 4/10/02
Compound	**TAGM Guidance Values* (ppb)**	**STARS Guidance Values** (ppb)**	**ROD Guidance Value*** (ppb)**	**Concentration (ppb or ug/Kg)**					
2-Methylnapthalene	36,400	NA	NA	ND	ND	ND	340	ND	ND
Acenaphthylene	41,000	NA	NA	ND	ND	ND	310	ND	ND
Acenaphthene	50,000	400	NA	ND	ND	ND	ND	ND	ND
Anthracene	50,000	1,000	NA	ND	ND	ND	ND	ND	ND
Benzo(a)anthracene*	224	0.04	NA	ND	ND	ND	**870**	ND	ND
Benzo(a)pyrene*	61	0.04	NA	ND	ND	ND	**820**	ND	ND
Benzo(b)fluoranthene*	1,100	0.04	NA	ND	ND	ND	**1,800**	ND	ND
Benzo(g,h,i)perylene	50,000	0.04	NA	ND	ND	ND	**770**	ND	ND
Benzo(k)fluoranthene*	1,100	0.04	NA	ND	ND	ND	**510**	ND	ND
Carbazole	50,000	NA	NA	ND	ND	ND	ND	ND	ND
Chrysene*	400	0.04	NA	ND	ND	ND	**1,200**	ND	ND
Dibenz(a,h)anthracene*	14	1,000	NA	ND	ND	ND	ND	ND	ND
Fluoranthene	50,000	1,000	NA	ND	ND	ND	**1,200**	ND	ND
Fluorene	50,000	1,000	NA	ND	ND	ND	ND	ND	ND
Indeno(1,2,3-cd)pyrene*	3,200	0.04	NA	ND	ND	ND	**840**	ND	ND
Napthalene	13,000	200	NA	ND	ND	ND	ND	ND	ND
Phenanthrene	50,000	1,000	NA	ND	ND	ND	580	ND	ND
Pyrene	50,000	1,000	NA	ND	ND	ND	**1,400**	ND	ND
Bis(2-ethylhexyl)phthalate	50,000	NA	NA	ND	ND	ND	860	570	ND
Dibenzofuran	6,200	NA	NA	ND	ND	ND	ND	ND	ND
Total SVOCs:	500,000	NA	NA	0	0	0	11,500	570	0
Total Carcinogenic PAHs:	NA	NA	25,000	0	0	0	6,040	0	0
Percent Moisture	NA	NA	NA	15.20%	15.10%	15.50%	19.30%	17.60%	19.70%

NOTES:
Soil samples analyzed for TCL SVOCs by EPA Method 8270C.
TCL : Target Compound List
SVOCs: Semi-Volatile Organic Compounds
PAHs: Polycyclic Aromatic Hydrocarbons
Analytical data reported in parts per billion (ppb) or micrograms per kilogram (ug/Kg).
* Guidance values are the "Recommended Soil Cleanup Objectives" from NYSDEC TAGM 94-4046.
NYSDEC TAGM 94-4046 recommends the maximum value of 50,000 ppb for individual SVOCs
** Guidance values are from the NYSDEC STARS Memo #1 TCLP Alternative Guidance Values, 1992.
*** Guidance value is the site specific guidance value for Total Carcinogenic PAHs in surface and subsurface soils as per 1998 NYSDEC Revised ROD for OU-1 of Sunnyside Yard.
♦ Carcinogenic PAHs, as defined in 3/27/98 letter from NYSDEC to Amtrak, as per 1/3/02 letter from Amtrak to MTA
ND: Not Detected
NA: Not Applicable

Table 3

HONEYWELL STREET BRIDGE PLUME INVESTIGATION
SUMMARY OF SOIL SAMPLE RESULTS FOR SEMIVOLATILE ORGANIC COMPOUNDS

EXISTING RAIL YARD
PB/STV East Side Access Project
Long Island City, NY

Boring Identification Sample ID / Matrix Sample Date				TE-MW-2-29 (0-4) 0204058-03A/Soil 4/4/02	TE-MW-2-29 (28-30) 0204058-04A/Soil 4/4/02	TE-MW-2-30S (7-9) 0205049-02A/Soil 5/3/02	TE-MW-2-30 (28-30) 0205099-02A/Soil 5/2/02
Compound	**TAGM Guidance Values* (ppb)**	***STARS Guidance Values** (ppb)***	***ROD Guidance Value*** (ppb)***	**Concentration (ppb or ug/Kg)**			
2-Methylnapthalene	36,400	NA	NA	ND	ND	ND	ND
Acenaphthylene	41,000	NA	NA	2600	ND	ND	ND
Acenaphthene	50,000	400	NA	820	ND	ND	ND
Anthracene	50,000	1,000	NA	7,600	ND	ND	ND
Benzo(a)anthracene*	224	0.04	NA	26,000	ND	ND	ND
Benzo(a)pyrene*	61	0.04	NA	18,000	ND	ND	ND
Benzo(b)fluoranthene*	1,100	0.04	NA	20,000	ND	ND	ND
Benzo(g,h,i)perylene	50,000	0.04	NA	6,600	ND	ND	ND
Benzo(k)fluoranthene*	1,100	0.04	NA	8,400	ND	ND	ND
Carbazole	50,000	NA	NA	ND	ND	ND	ND
Chrysene*	400	0.04	NA	22,000	ND	ND	ND
Dibenz(a,h)anthracene*	14	1,000	NA	2,600	ND	ND	ND
Fluoranthene	50,000	1,000	NA	44,000	ND	ND	ND
Fluorene	50,000	1,000	NA	1,500	ND	ND	ND
Indeno(1,2,3-cd)pyrene*	3,200	0.04	NA	8,400	ND	ND	ND
Napthalene	13,000	200	NA	ND	ND	ND	ND
Phenanthrene	50,000	1,000	NA	18,000	ND	ND	ND
Pyrene	50,000	1,000	NA	43,000	ND	ND	ND
Bis(2-ethylhexyl)phthalate	50,000	NA	NA	ND	ND	ND	ND
Dibenzofuran	6,200	NA	NA	380	ND	ND	ND
Total SVOCs:	500,000	NA	NA	229,900	0	0	0
Total Carcinogenic PAHs:	NA	NA	25,000	105,400	0	0	0
Percent Moisture	NA	NA	NA	15.70%	10.00%	17.80%	14.90%

NOTES:
Soil samples analyzed for TCL SVOCs by EPA Method 8270C.
TCL: Target Compound List
SVOCs: Semi-Volatile Organic Compounds
PAHs: Polycyclic Aromatic Hydrocarbons
Analytical data reported in parts per billion (ppb) or micrograms per kilogram (ug/Kg).
* Guidance values are the "Recommended Soil Cleanup Objectives" from NYSDEC TAGM 94-4046.
NYSDEC TAGM 94-4046 recommends the maximum value of 50,000 ppb for individual SVOCs
** Guidance values are from the NYSDEC STARS Memo #1 TCLP Alternative Guidance Values, 1992.
*** Guidance value is the site specific guidance value for Total Carcinogenic PAHs in surface and subsurface soils as per 1998 NYSDEC Revised ROD for OU-1 of Sunnyside Yard.
ϕ Carcinogenic PAHs, as defined in 3/27/98 letter from NYSDEC to Amtrak, as per 1/3/02 *letter from Amtrak to MTA*
ND: Not Detected
NA: Not Applicable

Table 4

HONEYWELL STREET BRIDGE PLUME INVESTIGATION

SUMMARY OF SOIL SAMPLE RESULTS FOR TCLP
AND TOTAL LEAD

EXISTING RAIL YARD
PB/STV East Side Access Project
Long Island City, NY

TCLP LEAD RESULTS

Boring Identification Matrix Sample Date		TE-MW-2-18 (3-7') Soil 10/8/01	TE-MW-2-18L (0-3') Soil 11/13/01	TE-MW-2-18L (3-5') Soil 12/21/01	TE-MW-2-18L (5-7') Soil 12/21/01	TE-MW-2-18L (8-11' Soil 12/21/01	TE-2-L1 (0-1.5') Soil 11/13/01	TE-2-L1 (3-5') Soil 12/20/01	TE-2-L1 (5-8') Soil 12/20/01
Metal	RCRA Regulatory Level (mg/L)	Concentration (ppm or mg/L)							
Lead	5	**180**	**27**	ND	ND	ND	ND	ND	ND

Samples analyzed for TCLP Metals by EPA Method 1311.
BOLD: Value exceeds EPA Hazardous
Waste Regulatory Levels
Regulatory levels are the EPA Hazardous Waste
Regulatory Levels for Toxicity Characteristics.
All data is in parts per million (ppm) or
milligrams per liter (mg/l).
TCLP = Toxicity Characteristic Leaching Procedure
ND = Not detected.

TOTAL LEAD RESULTS

Boring Identification Matrix Sample Date		TE-MW-2-18 (3-7') Soil 10/8/01	TE-MW-2-18L (0-3') Soil 11/13/01	TE-MW-2-18L (3-5') Soil 12/21/01	TE-MW-2-18L (5-7') Soil 12/21/01	TE-MW-2-18L (8-11' Soil 12/21/01	TE-2-L1 (0-1.5') Soil 11/13/01	TE-2-L1 (3-5') Soil 12/20/01	TE-2-L1 (5-8') Soil 12/20/01
Metal	NYSDEC ROD Soil Cleanup Value (ppm)	Concentration (ppm or mg/kg)							
Lead	1,000	**2,700**	**1,500**	68	180	83	180	28	66

Samples analyzed for Total RCRA Metals by EPA Method 6010B.
BOLD: Value exceeds average site background levels for lead
Guidance values are the site-specific NYSDEC Revised ROD
Cleanup Criteria for soils at OU-1, Sunnyside Yard 1998.
All data is in parts per million (ppm) or
milligrams per kilogram (mg/kg).

Table 4

HONEYWELL STREET BRIDGE PLUME INVESTIGATION

SUMMARY OF SOIL SAMPLE RESULTS FOR TCLP
AND TOTAL LEAD

EXISTING RAIL YARD
PB/STV East Side Access Project
Long Island City, NY

TCLP LEAD RESULTS

Boring Identification Matrix Sample Date		TE-2-L1 (8-10') Soil 12/20/01	TE-2-L2 (0-3') Soil 11/13/01	TE-2-L2 (3-5') Soil 12/20/01	TE-2-L3 (0-2') Soil 11/13/01	TE-2-L3 (3-5') Soil 12/20/01	TE-2-L3 (5-7') Soil 12/20/01	TE-2-L3 (8-10') Soil 12/20/01	TE-2-L4 (0-2') Soil 11/13/01
Metal	RCRA Regulatory Level (mg/L)	Concentration (ppm or mg/L)							
Lead	5	ND	ND	ND	ND	ND	ND	ND	ND

Samples analyzed for TCLP Metals by EPA Method 1311.
BOLD: Value exceeds EPA Hazardous
Waste Regulatory Levels
Regulatory levels are the EPA Hazardous Waste
Regulatory Levels for Toxicity Characteristics.
All data is in parts per million (ppm) or
milligrams per liter (mg/l).
TCLP = Toxicity Characteristic Leaching Procedure
ND = Not detected.

TOTAL LEAD RESULTS

Boring Identification Matrix Sample Date		TE-2-L1 (8-10') Soil 12/20/01	TE-2-L2 (0-3') Soil 11/13/01	TE-2-L2 (3-5') Soil 12/20/01	TE-2-L3 (0-2') Soil 11/13/01	TE-2-L3 (3-5') Soil 12/20/01	TE-2-L3 (5-7') Soil 12/20/01	TE-2-L3 (8-10') Soil 12/20/01	TE-2-L4 (0-2') Soil 11/13/01
Metal	NYSDEC ROD Soil Cleanup Value (ppm)	Concentration (mg/kg)							
Lead	1,000	210	340	150	170	230	170	82	170

Samples analyzed for Total RCRA Metals by EPA Method 6010B.
BOLD: Value exceeds average site background levels for lead
Guidance values are the site-specific NYSDEC Revised ROD
Cleanup Criteria for soils at OU-1, Sunnyside Yard 1998.
All data is in parts per million (ppm) or
milligrams per kilogram (mg/kg).

Table 4

HONEYWELL STREET BRIDGE PLUME INVESTIGATION

SUMMARY OF SOIL SAMPLE RESULTS FOR TCLP
AND TOTAL LEAD

EXISTING RAIL YARD
PB/STV East Side Access Project
Long Island City, NY

TCLP LEAD RESULTS

Boring Identification Matrix Sample Date		TE-2-L4 (3-6') Soil 12/20/01	TE-2-L4 (7-9') Soil 12/20/01	TE-2-L4 (9-11') Soil 12/20/01	TE-MW-2-20 (0-5') Soil 10/8/01	TE-MW-2-20L (0-3') Soil 12/21/01	TE-MW-2-20L (3-5') Soil 12/21/01
Metal	RCRA Regulatory Level (mg/L)	Concentration (ppm or mg/L)					
Lead	5	ND	ND	ND	**82**	ND	3.5

Samples analyzed for TCLP Metals by EPA Method 1311.
BOLD: Value exceeds EPA Hazardous
Waste Regulatory Levels
Regulatory levels are the EPA Hazardous Waste
Regulatory Levels for Toxicity Characteristics.
All data is in parts per million (ppm) or
milligrams per liter (mg/l).
TCLP = Toxicity Characteristic Leaching Procedure
ND = Not detected.

TOTAL LEAD RESULTS

Boring Identification Matrix Sample Date		TE-2-L4 (3-6') Soil 12/20/01	TE-2-L4 (7-9') Soil 12/20/01	TE-2-L4 (9-11') Soil 12/20/01	TE-MW-2-20 (0-5') Soil 10/8/01	TE-MW-2-20L (0-3') Soil 12/21/01	TE-MW-2-20L (3-5') Soil 12/21/01
Metal	NYSDEC ROD Soil Cleanup Value (ppm)	Concentration (mg/kg)					
Lead	1,000	140	90	750	930	440	230

Samples analyzed for Total RCRA Metals by EPA Method 6010B.
BOLD: Value exceeds average site background levels for lead
Guidance values are the site-specific NYSDEC Revised ROD
Cleanup Criteria for soils at OU-1, Sunnyside Yard 1998.
All data is in parts per million (ppm) or
milligrams per kilogram (mg/kg).

Table 4

HONEYWELL STREET BRIDGE PLUME INVESTIGATION

SUMMARY OF SOIL SAMPLE RESULTS FOR TCLP
AND TOTAL LEAD

EXISTING RAIL YARD
PB/STV East Side Access Project
Long Island City, NY

TCLP LEAD RESULTS

Boring Identification Matrix Sample Date		TE-MW-2-20L (5-7') Soil 12/21/01	TE-2-L6 (0-3') Soil 12/20/01	TE-2-L6 (3-5') Soil 12/20/01	TE-2-L6 (5-7') Soil 12/21/01	TE-2-L7 (0-3') Soil 12/21/01	TE-2-L7 (3-5') Soil 12/21/01	TE-2-L7 (5-7') Soil 12/21/01
Metal	RCRA Regulatory Level (mg/L)	Concentration (ppm or mg/L)						
Lead	5	ND	**41**	2.4	ND	ND	ND	ND

Samples analyzed for TCLP Metals by EPA Method 1311.
BOLD: Value exceeds EPA Hazardous
Waste Regulatory Levels
Regulatory levels are the EPA Hazardous Waste
Regulatory Levels for Toxicity Characteristics.
All data is in parts per million (ppm) or
milligrams per liter (mg/l).
TCLP = Toxicity Characteristic Leaching Procedure
ND = Not detected.

TOTAL LEAD RESULTS

Boring Identification Matrix Sample Date		TE-MW-2-20L (5-7') Soil 12/21/01	TE-2-L6 (0-3') Soil 12/21/01	TE-2-L6 (3-5') Soil 12/21/01	TE-2-L6 (5-7') Soil 12/21/01	TE-2-L7 (0-3') Soil 12/21/01	TE-2-L7 (3-5') Soil 12/21/01	TE-2-L7 (5-7') Soil 12/21/01
Metal	NYSDEC ROD Soil Cleanup Value (ppm)	Concentration (ppm or mg/L)						
Lead	1,000	220	**1,300**	110	13	88	27	ND

Samples analyzed for Total RCRA Metals by EPA Method 6010B.
BOLD: Value exceeds average site background levels for lead
Guidance values are the site-specific NYSDEC Revised ROD
Cleanup Criteria for soils at OU-1, Sunnyside Yard 1998.
All data is in parts per million (ppm) or
milligrams per kilogram (mg/kg).

Table 4

HONEYWELL STREET BRIDGE PLUME INVESTIGATION

SUMMARY OF SOIL SAMPLE RESULTS FOR TCLP
AND TOTAL LEAD

EXISTING RAIL YARD
PB/STV East Side Access Project
Long Island City, NY

TCLP LEAD RESULTS

Boring Identification Matrix Sample Date		TE-2-L8 (0-3') Soil 12/21/01	TE-2-L8 (3-5') Soil 12/21/01	TE-2-L8 (5-7') Soil 12/21/01	TE-2-L9 (0-3') Soil 12/21/01	TE-2-L9 (3-6') Soil 12/21/01	TE-2-L9 (6-8') Soil 12/21/01	TE-MW-2-15 (0-3.5') Soil 10/8/01
Metal	RCRA Regulatory Level (mg/L)	Concentration (ppm or mg/L)						
Lead	5	**27**	4.5	1.4	ND	ND	ND	ND

Samples analyzed for TCLP Metals by EPA Method 1311.
BOLD: Value exceeds EPA Hazardous
Waste Regulatory Levels
Regulatory levels are the EPA Hazardous Waste
Regulatory Levels for Toxicity Characteristics.
All data is in parts per million (ppm) or
milligrams per liter (mg/l).
TCLP = Toxicity Characteristic Leaching Procedure
ND = Not detected.

TOTAL LEAD RESULTS

Boring Identification Matrix Sample Date		TE-2-L8 (0-3') Soil 12/21/01	TE-2-L8 (3-5') Soil 12/21/01	TE-2-L8 (5-7') Soil 12/21/01	TE-2-L9 (0-3') Soil 12/21/01	TE-2-L9 (3-6') Soil 12/21/01	TE-2-L9 (6-8') Soil 12/21/01	TE-MW-2-15 (0-3.5') Soil 10/8/01
Metal	NYSDEC ROD Soil Cleanup Value (ppm)	Concentration (mg/kg)						
Lead	1,000	**1,900**	280	140	28	3.7	4.2	100

Samples analyzed for Total RCRA Metals by EPA Method 6010B.
BOLD: Value exceeds average site background levels for lead
Guidance values are the site-specific NYSDEC Revised ROD
Cleanup Criteria for soils at OU-1, Sunnyside Yard 1998.
All data is in parts per million (ppm) or
milligrams per kilogram (mg/kg).

Table 4

HONEYWELL STREET BRIDGE PLUME INVESTIGATION

SUMMARY OF SOIL SAMPLE RESULTS FOR TCLP
AND TOTAL LEAD

EXISTING RAIL YARD
PB/STV East Side Access Project
Long Island City, NY

TCLP LEAD RESULTS

Boring Identification Matrix Sample Date		TE-MW-16 (0-5') Soil 10/8/01	TE-MW-2-17 (0-4') Soil 10/8/01	TE-MW-2-18B (0-4') Soil 10/10/01	TE-MW-2-19 (0-5') Soil 10/8/01	TE-2-L10 (0-3') Soil 1/18/02	TE-2-L10 (3-5') Soil 1/18/02
Metal	RCRA Regulatory Level (mg/L)	Concentration (ppm or mg/L)					
Lead	5	ND	ND	ND	ND	ND	ND

Samples analyzed for TCLP Metals by EPA Method 1311.
BOLD: Value exceeds EPA Hazardous
Waste Regulatory Levels
Regulatory levels are the EPA Hazardous Waste
Regulatory Levels for Toxicity Characteristics.
All data is in parts per million (ppm) or
milligrams per liter (mg/l).
TCLP = Toxicity Characteristic Leaching Procedure
ND = Not detected.

TOTAL LEAD RESULTS

Boring Identification Matrix Sample Date		TE-MW-2-16 (0-5') Soil 10/8/01	TE-MW-2-17 (0-4') Soil 10/8/01	TE-MW-2-18B (0-4') Soil 10/10/01	TE-MW-2-19 (0-5') Soil 10/8/01	TE-2-L10 (0-3') Soil 1/18/02	TE-2-L10 (3-5') Soil 1/18/02
Metal	NYSDEC ROD Soil Cleanup Value (ppm)	Concentration (mg/kg)					
Lead	1,000	67	63	510	52	740	160

Samples analyzed for Total RCRA Metals by EPA Method 6010B.
BOLD: Value exceeds average site background levels for lead
Guidance values are the site-specific NYSDEC Revised ROD
Cleanup Criteria for soils at OU-1, Sunnyside Yard 1998.
All data is in parts per million (ppm) or
milligrams per kilogram (mg/kg).

Table 4

HONEYWELL STREET BRIDGE PLUME INVESTIGATION

SUMMARY OF SOIL SAMPLE RESULTS FOR TCLP
AND TOTAL LEAD

EXISTING RAIL YARD
PB/STV East Side Access Project
Long Island City, NY

TCLP LEAD RESULTS

Boring Identification Matrix Sample Date		TE-2-L11 (0-3') Soil 1/18/02	TE-2-L11 (3-5') Soil 1/18/02	TE-2-L12 (0-3') Soil 1/18/02	TE-2-L12 (3-5') Soil 1/18/02	TE-2-L13 (0-3') Soil 1/18/02	TE-2-L13 (3-5') Soil 1/18/02
Metal	RCRA Regulatory Level (mg/L)	Concentration (ppm or mg/L)					
Lead	5	ND	ND	ND	ND	ND	ND

Samples analyzed for TCLP Metals by EPA Method 1311.
BOLD: Value exceeds EPA Hazardous
Waste Regulatory Levels
Regulatory levels are the EPA Hazardous Waste
Regulatory Levels for Toxicity Characteristics.
All data is in parts per million (ppm) or
milligrams per liter (mg/l).
TCLP = Toxicity Characteristic Leaching Procedure
ND = Not detected.

TOTAL LEAD RESULTS

Boring Identification Matrix Sample Date		TE-2-L11 (0-3') Soil 1/18/02	TE-2-L11 (3-5') Soil 1/18/02	TE-2-L12 (0-3') Soil 1/18/02	TE-2-L12 (3-5') Soil 1/18/02	TE-2-L13 (0-3') Soil 1/18/02	TE-2-L13 (3-5') Soil 1/18/02
Metal	NYSDEC ROD Soil Cleanup Value (ppm)	Concentration (mg/kg)					
Lead	1,000	23	14	120	ND	260	ND

Samples analyzed for Total RCRA Metals by EPA Method 6010B.
BOLD: Value exceeds average site background levels for lead
Guidance values are the site-specific NYSDEC Revised ROD
Cleanup Criteria for soils at OU-1, Sunnyside Yard 1998.
All data is in parts per million (ppm) or
milligrams per kilogram (mg/kg).

Table 5

SUMMARY OF GROUNDWATER QUALITY DATA, April - May 2002

Existing Rail Yard, Honeywell St., Audax Property
PB/STV East Side Access Project
Sunnyside, Queens

	Boring Identification Sample Date		TE-MW-1A-QA4 4/30/02	TE-MW-1A-9 5/1/02	TE-MW-1A-10 4/30/02	TE-MW-1A-11 5/1/02	TE-MW-1A-12 4/30/02	TE-MW-1A-13 4/30/02	TE-MW-2-15 4/29/02
MEASUREMENT	UNITS	Quality Standards*							
pH	-	6.5 to 8.5	7.59	6.75	6.93	7.65	6.92	7.63	7.93
Conductivity	(ms/cm)	NA	1.15	0.273	0.622	1.05	1.06	0.554	1.914
Turbidity	(NTU)	5	150	333	382	999	800	208	1.50
Dissolved Oxygen**	(mg/L)	NA	6.99	8.28	7.17	7.02	7.27	6.70	6.23
Temperature	(C°)	NA	15.4	13.6	14.6	14.2	15.0	13.1	13.9
Salinity	(%)	NA	0.05	0.01	0.02	0.04	0.04	0.02	0.03
Static Water Level	(feet from top of casing)	NA	1.5	1.4	1.5	1.5	3.2	3.3	2.4

	Boring Identification Sample Date		TE-MW-2-16 4/29/02	TE-MW-2-17 4/29/02	TE-MW-2-18B 5/1/02	TE-MW-2-19 5/1/02	TE-MW-2-20 4/30/02	TE-MW-2-21 5/1/02	TE-MW-2-22S 5/1/02
MEASUREMENT	UNITS	Quality Standards*							
pH	-	6.5 to 8.5	7.46	7.27	7.59	10.49	7.83	8.92	6.78
Conductivity	(ms/cm)	NA	0.96	1.89	0.01	0.471	0.771	0.261	0.379
Turbidity	(NTU)	5	253	141	298	609	239	510	145
Dissolved Oxygen**	(mg/L)	NA	6.4	5.89	7.49	7.67	5.40	7.56	7.92
Temperature	(C°)	NA	14.3	14.9	14.0	13.8	14.9	13.5	13.1
Salinity	(%)	NA	0.04	0.08	0.0	0.01	0.03	0.01	0.01
Static Water Level	(feet from top of casing)	NA	3.0	3.0	2.0	2.1	3.3	1.1	1.5

	Boring Identification Sample Date		TE-MW-2-22D 5/1/02	TE-MW-2-23S 5/2/02	TE-MW-2-23D 5/2/02	TE-MW-2-24 5/2/02	TE-MW-2-25S 5/8/02	TE-MW-2-25D 5/8/02	TE-MW-2-26S 4/26/02
MEASUREMENT	UNITS	Quality Standards*							
pH	-	6.5 to 8.5	10.6	7.14	7.95	9.40	7.09	8.15	6.16
Conductivity	(ms/cm)	NA	0.401	0.350	0.344	0.334	1.15	0.497	0.298
Turbidity	(NTU)	5	258	743	53	67	159	262	170
Dissolved Oxygen**	(mg/L)	NA	7.87	6.22	6.46	6.29	6.1	6.8	0.52
Temperature	(C°)	NA	14.6	16.3	15.5	16.1	15.9	16.2	14.4
Salinity	(%)	NA	0.01	0.17	0.01	0.01	0.05	0.02	0.02
Static Water Level	(feet from top of casing)	NA	2.0	16.0	18.0	10.0	7.3	7.3	2.2

Note:
* Groundwater Quality Standards, 6 NYCRR, Chapter X, Section 703.3
** DO > 2 ppm - aerobic aquifer
NTU - nephelometric turbidity units
NA - not applicable

Table 5

SUMMARY OF GROUNDWATER QUALITY DATA, April - May 2002

Existing Rail Yard, Honeywell St., Audax Property
PB/STV East Side Access Project
Sunnyside, Queens

	Boring Identification Sample Date	TE-MW-2-26D 4/26/02	TE-MW-2-28S 4/29/02	TE-MW-2-28D 4/29/02	TE-MW-2-29 4/30/02	TE-MW-2-30S 5/10/02	TE-MW-2-30D 5/10/02	W3-120B 4/29/02
MEASUREMENT	UNITS							
pH	-	10.09	7.29	9.77	7.85	6.88	7.72	7.54
Conductivity	(ms/cm)	0.657	0.296	0.384	1.42	1.22	0.828	1.00
Turbidity	(NTU)	220	999	417	491	999	869	678
Dissolved Oxygen**	(mg/L)	0.75	5.35	6.15	7.34	7.53	7.76	5.23
Temperature	(C°)	14.2	13.0	14.4	14.8	17.0	18.7	13.1
Salinity	(%)	0.02	0.01	0.01	0.06	0.05	0.03	0.04
Static Water Level	(feet from top of casing)	2.2	1.5	2.4	3.7	8.5	9.0	3.1

	Boring Identification Sample Date	W3-30A 4/29/02	QB-9W 4/26/02	TE-YA-MW-5D 4/26/02	QB-128W 4/29/02	QB-124W 4/26/02	TE-MW-YA-3D 4/26/02	TE-MW-2-24 5/8/02
MEASUREMENT	UNITS							
pH	-	7.37	7.33	7.17	6.86	7.0	7.25	7.62
Conductivity	(ms/cm)	1.33	1.64	1.12	2.65	0.936	0.385	0.409
Turbidity	(NTU)	111	999	177	206	203	89	275
Dissolved Oxygen**	(mg/L)	6.41	1.08	0.94	6.33	1.34	1.12	9.64
Temperature	(C°)	14.3	15.3	15.1	15.0	14.7	14	20.1
Salinity	(%)	0.06	0.07	0.05	0.12	0.04	0.01	0.01
Static Water Level	(feet from top of casing)	3.5	3.2	3.2	2.0	2.5	2.2	6.5

	Boring Identification Sample Date	TE-MW-2-23S 5/10/02	TE-MW-2-23D 5/10/02
MEASUREMENT	UNITS		
pH	-	7.08	7.82
Conductivity	(ms/cm)	4.37	0.632
Turbidity	(NTU)	999	810
Dissolved Oxygen**	(mg/L)	6.76	6.74
Temperature	(C°)	16.7	16.7
Salinity	(%)	0.22	0.02
Static Water Level	(feet from top of casing)	16.0	17.0

Note:
* Groundwater Quality Standards, 6 NYCRR, Chapter X, Section 703.3
** DO > 2 ppm - aerobic aquifer
NTU - nephelometric turbidity units
NA - not applicable

Table 6

HONEYWELL STREET BRIDGE PLUME INVESTIGATION

SUMMARY OF GROUNDWATER SAMPLE RESULTS FOR VOCs, May/October 2001

Existing Rail Yard
PB/STV East Side Access Project
Sunnyside, Queens

Boring Identification		TE-MW-1A-QA4	TE-MW-1A-9	TE-MW-1A-10	TE-MW-1A-11	TE-MW-1A-12	TE-MW-1A-13	TE-MW-2-15	TE-MW-2-16	TE-MW-2-17	TE-MW-2-18	TE-MW-2-19	TE-MW-2-20
Laboratory Identification		0110175-03A	0110175-01A	0110183-01A	0110175-02A	0110175-04A	0105090-01A	0110183-02A	0110175-05A	0110183-03A	0110182-03A	0110182-01A	0110182-02A
Sample Date		10/16/01	10/16/01	10/17/01	10/16/01	10/16/01	5/8/01	10/17/01	10/16/01	10/17/01	10/17/01	10/17/01	10/17/01
Compound	**Groundwater Standard (ug/L)**	**Concentration (ug/L or ppb)**											
Acetone	50*	22	ND	ND	ND	ND	ND	ND	ND	ND	ND	ND	ND
1,1 -Dichloroethene	5	2	ND	ND	**13**	3	4	ND	ND	1	ND	ND	ND
cis-1,2-Dichloroethene	5	**160**	ND	ND	**390**	**110**	**180**	3	**8**	**44**	**12**	**10**	ND
trans-1,2-Dichloroethene	5	**6**	ND	ND	**16**	4	3.6	ND	ND	ND	ND	ND	ND
Tetrachloroethene	5	3	3	ND	**47**	**20**	**13**	ND	ND	**6**	**6**	4	ND
Trichloroethene	5	**610**	**18**	3	**5,700**	**890**	**1,900**	**34**	**94**	**500**	**270**	**190**	2
Vinyl chloride	2	ND	ND	ND	**3**	ND	ND	ND	ND	ND	ND	ND	ND
Toluene	5	ND	ND	3	ND	ND	ND	3	ND	ND	ND	4	4
Total VOCs	NA	803	21	6	6,169	1,027	2,101	39	102	551	288	208	6

NOTE:
Samples analyzed for TCL VOCs by EPA Method 8260B.
Data reported in micrograms per liter (ug/L) or parts per billion (ppb).
Only detected compounds are reported.
TCL = Target Compound List
VOCs = Volatile organic compounds
NA = Not Applicable
ND = Not detected.
Standards are the NYSDEC Class GA Water Quality Standard as per T.O.G.S. 1.1.1, "Ambient Water Quality Standards and Guidance Values and Groundwater Effluent Limitations," June 1998.
Bold: Value exceeds GA groundwater standard
* Guidance value used since no groundwater standard was available.

Table 7

HONEYWELL STREET BRIDGE PLUME INVESTIGATION

SUMMARY OF GROUNDWATER SAMPLE RESULTS FOR VOCs, April - May 2002

Existing Rail Yard
PB/STV East Side Access Project
Sunnyside, Queens

Boring Identification		TE-MW-1A-QA4	TE-MW-1A-9*	TE-MW-1A-10	TE-MW-1A-11	TE-MW-1A-12	TE-MW-1A-13	TE-MW-2-15	TE-MW-2-16	TE-MW-2-17	TE-MW-2-18B	TE-MW-2-19	TE-MW-2-20
Laboratory Identification		347841	348054	347838	348052	347839	347837	347498	347497	347496	348053	348055	347842
Sample Date		4/30/02	5/1/02	4/30/02	5/1/02	4/30/02	4/30/02	4/29/02	4/29/02	4/29/02	5/1/02	5/1/02	4/30/02
Compound	Groundwater Standard (ug/L)	Concentration (ug/L or ppb)											
Benzene	1	ND	ND	ND	ND	ND	ND	ND	ND	ND	ND	0.6	ND
2-Butanone	NA	ND	ND	ND	ND	ND	ND	ND	ND	ND	ND	ND	ND
Bromodichloromethane	NA	ND	ND	ND	ND	ND	ND	ND	ND	ND	ND	ND	ND
Carbon Disulfide	NA	ND	ND	ND	ND	ND	ND	ND	ND	ND	ND	ND	ND
1,1 -Dichloroethene	5	ND	ND	ND	ND	ND	ND	ND	ND	ND	ND	ND	ND
1,1 -Dichloroethane	5	ND	ND	ND	ND	ND	ND	ND	ND	ND	ND	ND	ND
cis-1,2-Dichloroethene	5	**230**	0.4	ND	**250**	ND	**6**	3.6	1.1	**26**	**20**	ND	ND
trans-1,2-Dichloroethene	5	**19**	ND	ND	**29**	**30**	ND	ND	ND	ND	ND	ND	ND
1,2 -Dichloroethane	0.6	ND	ND	ND	ND	ND	ND	ND	ND	ND	ND	ND	ND
Chloroform	7	ND	ND	ND	ND	ND	ND	0.3	ND	ND	ND	ND	ND
Ethylbenzene	5	ND	ND	ND	ND	ND	ND	ND	ND	ND	ND	ND	ND
Tetrachloroethene	5	**16**	2.4	ND	**17**	**8.3**	0.6	ND	0.7	2.8	**7.9**	ND	ND
Trichloroethene	5	**1,800**	1.2	ND	**2,900**	**760**	**91**	**36**	**22**	**290**	**390**	0.5	ND
1,1,1 -Trichloroethane	5	ND	ND	ND	ND	ND	ND	ND	ND	ND	ND	ND	ND
Toluene	5	ND	ND	ND	ND	ND	ND	ND	ND	ND	ND	ND	ND
Vinyl chloride	2	ND	ND	ND	ND	ND	ND	ND	ND	ND	ND	ND	ND
Xylene (Total)	5	ND	ND	ND	ND	ND	ND	ND	ND	ND	ND	ND	ND
Total Chlorinated VOCs	NA	2,065	4	0	3,196	798	98	40	24	319	418	1	0

NOTE:
Data reported in micrograms per liter (ug/L) or parts per billion (ppb).
Only detected compounds are reported.
TCL = Target Compound List
VOCs = Volatile organic compounds
ND = Not detected.

Standards are the NYSDEC Class GA Water Quality Standard as per T.O.G.S. 1.1.1, "Ambient Water Quality Standards and Guidance Values and Groundwater Effluent Limitations," June 1998.
Bold: Value exceeds GA groundwater standard
* Original name - NYCT P-6

Table 7

HONEYWELL STREET BRIDGE PLUME INVESTIGATION

SUMMARY OF GROUNDWATER SAMPLE RESULTS FOR VOCs, April - May 2002

Existing Rail Yard
PB/STV East Side Access Project
Sunnyside, Queens

Boring Identification		TE-MW-2-21	TE-MW-2-22S	TE-MW-2-22D	TE-MW-2-23S	TE-MW-2-23D	TE-MW-2-24	TE-MW-2-25S	TE-MW-2-25D	TE-MW-2-26S	TE-MW-2-26-D	TE-MW-2-28S	TE-MW-2-28D
Laboratory Identification		348056	348057	348058	348272	348273	348274	349161	349182	347290	347291	347493	347494
Sample Date		5/1/02	5/1/02	5/1/02	5/2/02	5/2/02	5/2/02	5/8/02	5/8/02	4/26/02	4/26/02	4/29/02	4/29/02
Compound	Groundwater Standard (ug/L)	Concentration (ug/L or ppb)											
Benzene	1	ND	ND	ND	ND	ND	ND	ND	ND	ND	ND	0.3	ND
2-Butanone	NA	ND	ND	ND	ND	ND	ND	ND	ND	ND	ND	ND	ND
Bromodichloromethane	NA	ND	ND	ND	ND	ND	3.1	ND	1.4	ND	1.4	ND	ND
Carbon Disulfide	NA	ND	ND	ND	ND	ND	ND	ND	ND	ND	ND	ND	0.7
1,1 -Dichloroethene	5	ND	ND	ND	ND	ND	ND	2	ND	ND	ND	ND	ND
1,1 -Dichloroethane	5	ND	ND	ND	ND	ND	ND	ND	ND	ND	ND	ND	ND
cis-1,2-Dichloroethene	5	ND	0.6	ND	ND	4.6	**18**	**340**	ND	ND	**5.9**	ND	3.7
trans-1,2-Dichloroethene	5	ND	ND	ND	0.6	ND	ND	3.6	ND	ND	ND	ND	ND
1,2 -Dichloroethane	0.6	ND	ND	ND	ND	ND	ND	ND	ND	ND	ND	ND	ND
Chloroform	7	**7.9**	0.5	**7.5**	1.1	**15**	**29**	1.6	**16**	ND	**15**	0.3	3.3
Ethylbenzene	5	ND	ND	ND	ND	ND	ND	ND	ND	ND	ND	0.2	ND
Tetrachloroethene	5	ND	ND	ND	ND	3.3	**68**	ND	ND	ND	ND	ND	ND
Trichloroethene	5	0.5	3.2	ND	0.5	**86**	**8.8**	ND	**9.3**	ND	**16**	ND	2.8
1,1,1 -Trichloroethane	5	ND	ND	ND	ND	ND	ND	ND	ND	ND	ND	ND	ND
Toluene	5	2.3	1.4	0.8	ND	ND	ND	ND	ND	ND	ND	0.4	ND
Vinyl chloride	2	ND	ND	ND	ND	ND	ND	**200**	ND	ND	ND	ND	ND
Xylene (Total)	5	ND	ND	ND	ND	0.4	ND	ND	ND	ND	0.6	0.6	ND
Total Chlorinated VOCs	NA	8	4	8	2	109	127	547	27	0	38	0	10

NOTE:
Data reported in micrograms per liter (ug/L) or parts per billion (ppb).
Only detected compounds are reported.
TCL = Target Compound List
VOCs = Volatile organic compounds
ND = Not detected.

Standards are the NYSDEC Class GA Water Quality Standard as per T.O.G.S. 1.1.1, "Ambient Water Quality Standards and Guidance Values and Groundwater Effluent Limitations," June 1998.
Bold: Value exceeds GA groundwater standard
* Original name - NYCT P-6

Table 7

HONEYWELL STREET BRIDGE PLUME INVESTIGATION

SUMMARY OF GROUNDWATER SAMPLE RESULTS FOR VOCs, April - May 2002

Existing Rail Yard
PB/STV East Side Access Project
Sunnyside, Queens

Boring Identification		TE-MW-2-29	TE-MW-2-30S	TE-MW-2-30D	W3-120B	W3-30A	QB-9W	TE-MW-YA-5D	QB-128W	QB-124W	TE-MW-YA-3D	FIELD BLANK
Laboratory Identification		347840	349854	349855	347492	347499	347295	347293	347495	347294	347292	348059
Sample Date		4/30/02	5/10/02	5/10/02	4/29/02	4/29/02	4/26/02	4/26/02	4/29/02	4/26/02	4/26/02	5/1/02
Compound	Groundwater Standard (ug/L)	Concentration (ug/L or ppb)										
Benzene	1	ND	ND	ND	ND	ND	ND	ND	ND	ND	ND	ND
2-Butanone	NA	ND	ND	ND	63	380	ND	ND	ND	ND	ND	ND
Bromodichloromethane	NA	ND	ND	ND	ND	ND	ND	ND	ND	ND	ND	ND
Carbon Disulfide	NA	ND	ND	ND	ND	ND	ND	ND	ND	ND	ND	ND
1,1 -Dichloroethene	5	ND	ND	ND	ND	ND	0.8	ND	ND	ND	ND	ND
1,1 -Dichloroethane	5	ND	ND	ND	ND	ND	0.7	ND	ND	ND	ND	ND
cis-1,2-Dichloroethene	5	3.1	0.8	**5.2**	3	**15**	**17**	0.4	**9.4**	ND	ND	ND
trans-1,2-Dichloroethene	5	ND	0.3	ND	ND	ND	0.3	ND	0.7	ND	ND	ND
1,2 -Dichloroethane	0.6	ND	ND	ND	ND	ND	0.4	ND	ND	ND	ND	ND
Chloroform	7	ND	1.1	**11**	ND	ND	0.6	0.6	ND	ND	ND	ND
Ethylbenzene	5	ND	ND	ND	ND	ND	ND	ND	ND	ND	ND	ND
Tetrachloroethene	5	1.4	ND	1.3	ND	ND	**17**	2.7	ND	ND	ND	ND
Trichloroethene	5	**66**	ND	**40**	**13**	**50**	**100**	**16**	**12**	3.1	1.7	ND
1,1,1 -Trichloroethane	5	ND	ND	ND	ND	ND	0.4	ND	ND	ND	ND	ND
Toluene	5	ND	ND	0.7	ND	ND	ND	ND	ND	ND	ND	2.4
Vinyl chloride	2	ND	**7.8**	1.5	ND	ND	ND	ND	ND	ND	ND	ND
Xylene (Total)	5	ND	ND	ND	ND	ND	ND	ND	ND	ND	ND	ND
Total Chlorinated VOCs	NA	71	10	59	16	65	137	20	22	3	2	0

NOTE:
Data reported in micrograms per liter (ug/L) or parts per billion (ppb).
Only detected compounds are reported.
TCL = Target Compound List
VOCs = Volatile organic compounds
ND = Not detected.

Standards are the NYSDEC Class GA Water Quality Standard as per T.O.G.S. 1.1.1, "Ambient Water Quality Standards and Guidance Values and Groundwater Effluent Limitations," June 1998.
Bold: Value exceeds GA groundwater standard
* Original name - NYCT P-6

Table 8

HONEYWELL STREET BRIDGE PLUME INVESTIGATION

SUMMARY OF GROUNDWATER SAMPLE RESULTS FOR SVOCs, April - May 2002

Existing Rail Yard
PB/STV East Side Access Project
Sunnyside, Queens

Boring Identification		TE-MW-1A-QA1	TE-MW-1A-9	TE-MW-1A-10	TE-MW-1A-12	TE-MW-1A-13	TE-MW-2-15	TE-MW-2-16	TE-MW-2-17	TE-MW-2-18B	TE-MW-2-19	TE-MW-2-20	TE-MW-2-21
Laboratory Identification		347841	348054	347838	347839	347837	347498	347497	347496	348053	348055	347812	348056
Sample Date		4/30/02	5/1/02	4/30/02	4/30/02	4/30/02	4/29/02	4/29/02	4/29/02	5/1/02	5/1/02	4/30/02	5/1/02
Compound	Groundwater Standard and Guidance Values (ug/L)	Concentration (ug/L or ppb)											
Acenaphthene	20	ND	ND	0.6	ND	ND	ND	ND	ND	ND	ND	ND	ND
Anthrancene	50	ND	ND	ND	ND	ND	ND	ND	ND	ND	ND	ND	ND
Benz(a)anthracene*	0.002	ND	ND	ND	ND	ND	ND	ND	ND	ND	ND	ND	ND
Benzo(b)fluorathene*	0.002	ND	ND	ND	ND	ND	ND	ND	ND	ND	ND	ND	ND
Benzo(a)pyrene*	ND	ND	ND	ND	ND	ND	ND	ND	ND	ND	ND	ND	ND
Benzo(g,h,i)perylene	NA	ND	ND	ND	ND	ND	ND	ND	ND	ND	ND	ND	ND
Buthyl benzyl phthalate	50	ND	ND	0.4	ND	ND	ND	ND	ND	0.8	ND	ND	ND
Bis(2-Ethylhexyl)phthalate	5	**12**	1.1	5	4.4	ND	3.5	**5.9**	3.1**	**8.6**	**6.2**	**9.2**	**5.1**
Bis(2-Chloroethyl)ether	1	ND	ND	ND	ND	ND	ND	ND	ND	ND	**24**	ND	ND
Chrysene*	0.002	ND	ND	ND	ND	ND	ND	ND	ND	ND	ND	ND	ND
2,4-Dimethylphenol	50	ND	ND	ND	ND	ND	ND	ND	ND	ND	ND	ND	ND
Diethyl phthalate	50	ND	ND	ND	ND	ND	ND	0.6	0.5	ND	ND	0.6	ND
Di-n-butyl Phthalate	NA	ND	ND	ND	ND	ND	ND	ND	ND	ND	ND	ND	ND
Di-n-octyl Phthalate	50	0.4	ND	0.5	0.2	0.2	ND	0.2	ND	ND	ND	1.2	ND
Fluorathene	50	ND	ND	ND	ND	ND	ND	ND	ND	ND	0.5	ND	ND
Fluorene	50	ND	ND	ND	ND	ND	ND	ND	ND	ND	ND	ND	ND
Indeno(1,2,3-cd)pyrene*	0.002	ND	ND	ND	ND	ND	ND	ND	ND	ND	ND	ND	ND
N-Nitroso-di-n-phenylamine	50	ND	ND	ND	ND	ND	ND	ND	ND	ND	0.6	ND	ND
Phenanthrene	50	ND	ND	ND	ND	ND	ND	ND	ND	ND	ND	ND	ND
Phenol	1	ND	ND	ND	ND	ND	**3.1**	**1.8**	ND	ND	ND	ND	ND
Pyrene	50	ND	ND	ND	ND	ND	ND	ND	ND	ND	0.7	ND	ND
Total SVOCs	NA	12.4	1.1	6.5	4.6	0.2	6.6	8.5	0.5	9.4	32.0	11.0	5.1

NOTE:
Data reported in micrograms per liter (ug/L) or parts per billion (ppb).
Only detected compounds are reported.

TCL = Target Compound List
SVOCs:Semi-Volatile organic compounds
ND = Not detected.
Samples analyzed for TCL SVOCs by EPA Method 625.

Standards are the NYSDEC Class GA Water Quality Standard as per T.O.G.S. 1.1.1, "Ambient Water Quality Standards and Guidance Values and Groundwater Effluent Limitations," June 199

Bold: Value exceeds GA groundwater standard
* Potentially carcinogenic compound
** The analyte was found in the laboratory blank as well as the sample

Table 8

HONEYWELL STREET BRIDGE PLUME INVESTIGATION

SUMMARY OF GROUNDWATER SAMPLE RESULTS FOR SVOCs, April - May 2002

Existing Rail Yard
PB/STV East Side Access Project
Sunnyside, Queens

Boring Identification		TE-MW-2-22S	TE-MW-2-22D	TE-MW-2-23S	TE-MW-2-23D	TE-MW-2-24	TE-MW-2-25S	TE-MW-2-25D	TE-MW-2-26S	TE-MW-2-26-D	TE-MW-2-28S	TE-MW-2-28D
Laboratory Identification		348057	348058	348272	348273	348274	349161	349182	347290	347291	347493	347494
Sample Date		5/1/02	5/1/02	5/2/02	5/2/02	5/2/02	5/8/02	5/8/02	4/26/02	4/26/02	4/29/02	4/29/02
Compound	Groundwater Standard and Guidance Values (ug/L)	Concentration (ug/L or ppb)										
Acenaphthene	20	ND	ND	0.9	ND	ND	ND	ND	ND	ND	0.7	ND
Anthrancene	50	ND	ND	0.7	ND	ND	ND	ND	ND	ND	ND	ND
Benz(a)anthracene*	0.002	ND	ND	**1.2**	ND	ND	**1.3**	ND	ND	ND	ND	ND
Benzo(b)fluorathene*	0.002	ND	ND	**0.7**	ND	ND	**1**	ND	ND	ND	ND	ND
Benzo(a)pyrene*	ND	ND	ND	0.7	ND	ND	0.8	ND	ND	ND	ND	ND
Benzo(g,h,i)perylene	NA	ND	ND	0.4	ND	ND	0.5	ND	ND	ND	ND	ND
Butyl benzyl phthalate	50	ND	ND	ND	ND	ND	ND	ND	ND	ND	0.4	ND
Bis(2-Ethylhexyl)phthalate	5	ND	4	2.3	4.1	**7.5**	**9.5**	**73**	1.4	**7.2**	ND	3.8
Bis(2-Chloroethyl)ether	1	ND	ND	ND	ND	ND	ND	ND	ND	ND	ND	ND
Chrysene*	0.002	ND	ND	**0.9**	ND	ND	**0.9**	ND	ND	ND	ND	ND
2,4-Dimethylphenol	50	ND	ND	ND	ND	2	ND	ND	ND	ND	ND	ND
Diethyl phthalate	50	ND	ND	ND	2.1	ND	13	ND	ND	0.6	ND	1.4
Di-n-butyl Phthalate	NA	ND	ND	ND	0.5	ND	0.6	ND	ND	ND	ND	ND
Di-n-octyl Phthalate	50	ND	ND	ND	0.3	0.5	ND	ND	ND	ND	ND	0.5
Fluorathene	50	ND	ND	1.8	ND	ND	2	ND	ND	ND	ND	ND
Fluorene	50	ND	ND	0.7	ND	ND	ND	ND	ND	ND	0.6	ND
Indeno(1,2,3-cd)pyrene*	0.002	ND	ND	**0.3**	ND	ND	**0.5**	ND	ND	ND	ND	ND
N-Nitroso-di-n-phenylamine	50	ND	ND	ND	ND	ND	ND	ND	ND	ND	ND	ND
Phenanthrene	50	ND	ND	2.3	ND	ND	1.6	ND	ND	ND	1	ND
Phenol	1	ND	ND	ND	ND	ND	ND	ND	ND	**1.1**	ND	0.6
Pyrene	50	ND	ND	2.3	ND	ND	1.8	ND	ND	ND	0.4	ND
Total SVOCs	NA	0.0	4.0	15.2	7.0	10.0	33.5	73.0	1.4	8.9	3.1	6.3

NOTE:
Data reported in micrograms per liter (ug/L) or parts per billion (ppb).
Only detected compounds are reported.

TCL = Target Compound List
SVOCs:Semi-Volatile organic compounds
ND = Not detected.
Samples analyzed for TCL SVOCs by EPA Method 625.

Standards are the NYSDEC Class GA Water Quality Standard as per T.O.G.S. 1.1.1, "Ambient Water Quality Standards and Guidance Values and Groundwater Effluent Limitations," June 199

Bold: Value exceeds GA groundwater standard
* Potentially carcinogenic compound
** The analyte was found in the laboratory blank as well as the sample

Table 8

HONEYWELL STREET BRIDGE PLUME INVESTIGATION

SUMMARY OF GROUNDWATER SAMPLE RESULTS FOR SVOCs, April - May 2002

Existing Rail Yard
PB/STV East Side Access Project
Sunnyside, Queens

Boring Identification		TE-MW-2-29	TE-MW-2-30S	TE-MW-2-30D	W3-120B	W3-30A	QB-9W	TE-MW-YA-5D	QB-128W	QB-124W	TE-MW-YA-3D	FIELD BLANK
Laboratory Identification		347840	349851	349855	347492	347499	347295	347293	347495	347294	347292	348059
Sample Date		4/30/02	5/10/02	5/10/02	4/29/02	4/29/02	4/26/02	4/26/02	4/29/02	4/26/02	4/26/02	5/1/02
Compound	Groundwater Standard and Guidance Values (ug/L)	Concentration (ug/L or ppb)										
Acenaphthene	20	ND	ND	ND	ND	ND	ND	ND	ND	ND	ND	ND
Anthrancene	50	ND	ND	ND	ND	ND	ND	ND	ND	ND	ND	ND
Benz(a)anthracene*	0.002	ND	ND	ND	ND	ND	ND	ND	ND	ND	ND	ND
Benzo(b)fluorathene*	0.002	ND	ND	ND	ND	ND	ND	ND	ND	ND	ND	ND
Benzo(a)pyrene*	ND	ND	ND	ND	ND	ND	ND	ND	ND	ND	ND	ND
Benzo(g,h,i)perylene	NA	ND	ND	ND	ND	ND	ND	ND	ND	ND	ND	ND
Buthyl benzyl phthalate	50	ND	ND	ND	ND	ND	ND	ND	ND	ND	ND	ND
Bis(2-Ethylhexyl)phthalate	5	**9.1**	ND	3.8	**22**	**9.8**	4.6	3.3	**14**	2.4	3.2	3.1
Bis(2-Chloroethyl)ether	1	ND	ND	ND	ND	ND	ND	ND	ND	ND	ND	ND
Chrysene*	0.002	ND	ND	ND	ND	ND	ND	ND	ND	ND	ND	ND
2,4-Dimethylphenol	50	ND	ND	ND	ND	ND	ND	ND	ND	ND	ND	ND
Diethyl phthalate	50	5.5	ND	1.2	3.6	0.8	ND	0.7	ND	ND	0.5	ND
Di-n-butyl Phthalate	NA	ND	ND	ND	ND	ND	ND	ND	ND	ND	ND	ND
Di-n-octyl Phthalate	50	1.2	ND	ND	ND	0.4	1.0	0.2	0.3	0.2	0.4	ND
Fluorathene	50	ND	ND	ND	ND	ND	ND	ND	ND	ND	ND	ND
Fluorene	50	ND	ND	ND	ND	ND	ND	ND	ND	ND	ND	ND
Indeno(1,2,3-cd)pyrene*	0.002	ND	ND	ND	ND	ND	ND	ND	ND	ND	ND	ND
N-Nitroso-di-n-phenylamine	50	ND	ND	ND	ND	ND	ND	ND	ND	ND	ND	ND
Phenanthrene	50	ND	ND	ND	ND	ND	ND	ND	ND	ND	ND	ND
Phenol	1	ND	ND	ND	ND	ND	0.8	ND	ND	ND	ND	ND
Pyrene	50	ND	ND	ND	ND	ND	ND	ND	ND	ND	ND	ND
Total SVOCs	NA	15.8	0.0	5.0	25.6	11.0	6.4	4.2	14.3	2.6	4.1	3.1

NOTE:
Data reported in micrograms per liter (ug/L) or parts per billion (ppb).
Only detected compounds are reported.

TCL = Target Compound List
SVOCs:Semi-Volatile organic compounds
ND = Not detected.
Samples analyzed for TCL SVOCs by EPA Method 625.

Standards are the NYSDEC Class GA Water Quality Standard as per T.O.G.S. 1.1.1, "Ambient Water Quality Standards and Guidance Values and Groundwater Effluent Limitations," June 1998.

Bold: Value exceeds GA groundwater standard
* Potentially carcinogenic compound
** The analyte was found in the laboratory blank as well as the sample

Table 9

HONEYWELL STREET BRIDGE PLUME INVESTIGATION
SUMMARY OF GROUNDWATER SAMPLE RESULTS FOR TAL METALS, October 2001

EXISTING RAIL YARD
PB/STV East Side Access Project
Long Island City, NY

Boring Identification Matrix Analysis Sample Date		TE-MW-1A-QA4 AQUEOUS TOTAL 10/16/01	TE-MW-1A-QA4 AQUEOUS DISSOLVED 10/16/01	TE-MW-1A-9 AQUEOUS TOTAL 10/16/01	TE-MW-1A-9 AQUEOUS DISSOLVED 10/16/01	TE-MW-1A-10 AQUEOUS TOTAL 10/17/01	TE-MW-1A-10 AQUEOUS DISSOLVED 10/17/01	TE-MW-1A-11 AQUEOUS TOTAL 10/16/01	TE-MW-1A-11 AQUEOUS DISSOLVED 10/16/01	TE-MW-1A-12 AQUEOUS TOTAL 10/16/01	TE-MW-1A-12 AQUEOUS DISSOLVED 10/16/01
Metal	NYSDEP Groundwater Standards and Guidance Values for Class GA Waters (ug/L)	Concentration (ppb or ug/L)									
Aluminum	NA	220	ND	980	ND	5,900	ND	ND	ND	1,200	ND
Antimony	3	ND	ND	ND	ND	ND	ND	ND	ND	ND	**22**
Arsenic	25	ND	ND	ND	ND	7	ND	ND	ND	ND	ND
Barium	1000	ND	ND	ND	ND	ND	ND	ND	ND	210	ND
Berrylium	3	ND	ND	ND	ND	ND	ND	ND	ND	ND	ND
Cadmium	5	ND	ND	ND	ND	ND	ND	ND	ND	ND	ND
Calcium	NA	91,000	95,000	26,000	26,000	64,000	58,000	100,000	100,000	39,000	38,000
Chromium	50	ND	ND	**190**	**200**	21	ND	ND	ND	ND	ND
Cobalt	NA	ND	ND	ND	ND	ND	ND	ND	ND	ND	ND
Copper	200	ND	ND	ND	ND	42	ND	ND	ND	ND	ND
Iron	300	**740**	ND	**1,800**	ND	**15,000**	ND	**530**	ND	**2,800**	ND
Lead	25	ND	ND	14	ND	**50**	ND	ND	ND	ND	ND
Magnesium	35,000	34,000	35,000	8,800	8,800	23,000	18,000	**36,000**	**37,000**	12,000	11,000
Manganese	300	**410**	**410**	**1,700**	ND	**2,300**	**2,100**	**620**	**610**	**1,100**	**920**
Mercury	0.7	ND	ND	ND	ND	0.5	ND	ND	ND	ND	ND
Nickel	100	ND	ND	ND	ND	ND	ND	ND	ND	ND	ND
Potassium	NA	12,000	7,900	2,900	2,800	6,500	5,100	5,600	5,400	5,300	4,800
Selenium	10	ND	ND	ND	ND	ND	ND	ND	ND	ND	ND
Silver	50	ND	ND	ND	ND	ND	ND	ND	ND	ND	ND
Sodium	20,000	**70,000**	**66,000**	**130,000**	**130,000**	**74,000**	**73,000**	**51,000**	**51,000**	**140,000**	**130,000**
Thallium	0.5	ND	ND	ND	ND	ND	ND	ND	ND	ND	ND
Vanadium	NA	ND	ND	ND	ND	ND	ND	ND	ND	ND	ND
Zinc	2,000	ND	ND	110	ND	72	ND	ND	ND	51	22

Samples analyzed for TAL Metals by EPA Method 6010 except for the following:
Mercury analyzed via EPA Method 7470 A
Arsenic analyzed via EPA Method 7060A
Lead analyzed via EPA Method 7421
Selenium analyzed via EPA Method 7740
Thallium analyzed via EPA Method 7841

Bold: Value exceeds standard or guidance values.

Standards are the NYSDEC GA groundwater quality standards per T.O.G.S. 1.1.1, " Ambient Water Quality Standards and Guidance Values and Groundwater Effluent Limitations," June 1998.

Data reported in parts per billion (ppb) or micrograms per liter (ug/L)
TAL = Target Analyte List.
NA = Not available.
ND = Not detected.

Table 9

HONEYWELL STREET BRIDGE PLUME INVESTIGATION
SUMMARY OF GROUNDWATER SAMPLE RESULTS FOR TAL METALS, October 2001

EXISTING RAIL YARD
PB/STV East Side Access Project
Long Island City, NY

Boring Identification Matrix Analysis Sample Date		TE-MW-2-15 AQUEOUS TOTAL 10/17/01	TE-MW-2-15 AQUEOUS DISSOLVED 10/17/01	TE-MW-2-16 AQUEOUS TOTAL 10/16/01	TE-MW-2-16 AQUEOUS DISSOLVED 10/16/01	TE-MW-2-17 AQUEOUS TOTAL 10/17/01	TE-MW-2-17 AQUEOUS DISSOLVED 10/17/01	TE-MW-2-18 AQUEOUS TOTAL 10/17/01	TE-MW-2-18 AQUEOUS DISSOLVED 10/17/01	TE-MW-2-19 AQUEOUS TOTAL 10/17/01	TE-MW-2-19 AQUEOUS DISSOLVED 10/17/01	TE-MW-2-20 AQEOUS TOTAL 10/17/01	TE-MW-2-20 AQEOUS: DISSOLVED 10/17/01
Metal	NYSDEP Groundwater Standards and Guidance Values for Class GA Waters (ug/L)	Concentration (ppb or ug/L)											
Aluminum	NA	3,700	ND	790	ND	1,300	ND	250	ND	800	ND	640	ND
Antimony	3	ND	ND	ND	ND	ND	ND	ND	ND	ND	ND	ND	ND
Arsenic	25	ND	ND	ND	ND	ND	ND	ND	ND	ND	ND	ND	ND
Barium	1000	220	ND	ND	ND	ND	ND	ND	ND	ND	ND	210	ND
Berrylium	3	ND	ND	ND	ND	ND	ND	ND	ND	ND	ND	ND	ND
Cadmium	5	ND	ND	ND	ND	ND	ND	ND	ND	ND	ND	ND	ND
Calcium	NA	73,000	57,000	65,000	64,000	72,000	74,000	35,000	35,000	42,000	41,000	34,000	33,000
Chromium	50	11	ND	11	ND	40	34	50	46	48	44	ND	ND
Cobalt	NA	ND	ND	ND	ND	ND	ND	ND	ND	ND	ND	ND	ND
Copper	200	31	ND	ND	ND	ND	ND	ND	ND	ND	ND	ND	ND
Iron	300	**8,600**	ND	**2,200**	ND	**3,000**	ND	**700**	ND	**1,600**	130	**1,700**	ND
Lead	25	**41**	ND	ND	ND	ND	ND	ND	ND	ND	ND	6	ND
Magnesium	35,000	27,000	21,000	26,000	26,000	32,000	32,000	13,000	13,000	12,000	11,000	8,700	8,100
Manganese	300	**600**	200	**550**	**540**	**410**	**440**	**400**	170	**1,200**	**660**	**1,000**	230
Mercury	0.7	ND	ND	ND	ND	ND	ND	ND	ND	ND	ND	ND	ND
Nickel	100	ND	ND	ND	ND	ND	ND	ND	ND	ND	ND	ND	ND
Potassium	NA	9,900	8,900	5,400	5,300	5,000	4,500	5,300	5,200	4,100	4,100	4,200	3,900
Selenium	10	ND	ND	ND	ND	ND	ND	ND	ND	ND	ND	ND	ND
Silver	50	ND	ND	ND	ND	ND	ND	ND	ND	ND	ND	ND	ND
Sodium	20,000	**74,000**	**73,000**	**96,000**	**97,000**	**210,000**	**210,000**	**150,000**	**150,000**	**150,000**	**160,000**	**150,000**	**170,000**
Thallium	0.5	ND	ND	ND	ND	ND	ND	ND	ND	ND	ND	ND	ND
Vanadium	NA	ND	ND	ND	ND	ND	ND	ND	ND	ND	ND	ND	ND
Zinc	2,000	130	ND	32	23	69	36	ND	ND	21	ND	37	ND

Samples analyzed for TAL Metals by EPA Method 6010
except for the following:
Mercury analyzed via EPA Method 7470 A
Arsenic analyzed via EPA Method 7060A
Lead analyzed via EPA Method 7421
Selenium analyzed via EPA Method 7740
Thallium analyzed via EPA Method 7841
Bold: Value exceeds standard or guidance values.
Standards are the NYSDEC GA groundwater quality standards per T.O.G.S. 1.1.1, " Ambient Water Quality Standards and Guidance Values and Groundwater Effluent Limitations," June 1998.

Table 10

SUMMARY OF GROUNDWATER ANALYTICAL RESULTS FOR LEACHATE INDICATORS, April/May 2002

Honeywell St. Bridge and Audax Property
PB/STV East Side Access Project
Sunnyside, Queens

Boring Identification Laboratory Identification Sample Date	GA Standards or Guidance Values (mg/l)	TE-MW-2-23S 349853 5/10/02	TE-MW-2-23D 349852 5/10/02	TE-MW-2-24 349183 5/8/02	TE-MW-2-25S 349181 5/8/02	TE-MW-2-25D 349182 5/8/02	TE-MW-2-30S 349854 4/30/02	TE-MW-2-30D 349855 4/29/02
		Concentration mg/l						
Alkalinity	NA	376	126	103	355	100	556	229
Ammonia	2	**14.8**	1.8	**2.9**	**4.9**	**2.3**	**3.0**	**10.1**
Bromide*	2	>0.2	>0.2	>0.2	>0.2	>0.2	>0.2	>0.2
Chloride	250	**1120**	45.0	35.0	115.0	72.5	40.0	76.0
Hardness as CaCO3	NA	550	140	138	400	104	570	240
Nitrate	10	ND	ND	0.13	ND	ND	ND	0.12
Sulfate	250	24.9	34.2	38.2	24.9	32.2	8.5	35
Total Dissolved Solids	NA	1770	305	301	888	371	674	570
Total Kjeldahl Nitrogen	NA	20.6	13.6	11.5	6.8	11.2	5.8	24.7
Total Organic Carbon	NA	6.6	13.5	29.6	7.6	24.4	7.6	31.7
Total Phenols	0.001	ND	ND	ND	ND	ND	ND	ND

Note:
Data reported in milligrams per liter (mg/L)
ND = Not detected. NA = Not applicable
* The concentration is less than the laboratory detection limit
Sample analyzed for leachate indicators by following methods:

Total Phenols - 420.2
Total Organic Carbon - 9060
Total Dissolved Solids - 130.1
Hardness as CaCO3 - 130.2
Chloride - 9253
Nitrate - 353.2
Ammonia - 350.1
Sulfate - 9038
Alcalinity - 310.1
Total Kjeldahl Nitrogen - 351.2

Table 11
Summary of Construction Details for Monitoring Wells

Existing Rail Yard, Honeywell St., Audax Property
PB/STV East Side Access Project
Sunnyside, Queens

YARD LOCATION	SAMPLE LOCATION	APPROXIMATE NORTHING	APPROXIMATE EASTING	DATE INSTALLED	TOP OF CASING ELEVATION*	APPROXIMATE SCREEN INTERVAL (ft below grade)		APPROXIMATE SCREEN ELEVATION*		APPROXIMATE WELL DEPTH (ft-bg)
						from	to	from	to	
EAST	TE-MW-QA-4	212799	1002985	8/1/00	311.8	36	46	266	276	46.0
EAST	TE-MW-1A-9	212819	1003010	NA	NA	5	10	NA	NA	10.0
CENTRAL	TE-MW-1A-10	212680	1002790	5/4/01	311.1	21	31	280	290	31.0
EAST	TE-MW-1A-11	212825	1002985	5/1/01	311.9	40	50	262	272	50.0
EAST	TE-MW-1A-12	212786	1003071	5/2/01	313.0	30	40	273	283	40.0
CENTRAL	TE-MW-1A-13	212634	1002888	5/3/01	312.9	30	40	273	283	40.0
CENTRAL	TE-MW-2-15	212624	1002678	10/15/01	311.1	30	40	271	281	40.0
CENTRAL	TE-MW-2-16	212584	1002715	10/11/01	311.6	35	45	267	277	45.0
CENTRAL	TE-MW-2-17	212520	1002761	10/12/00	312.1	32	42	270	280	42.0
EAST	TE-MW-2-18B	212786	1002866	10/10/00	312.1	17	37	275	295	37.0
EAST	TE-MW-2-19	212870	1003114	10/9/00	312.1	19	29	283	293	29.0
EAST	TE-MW-2-20	212783	1003159	10/11/00	312.7	19	29	284	294	29.0
FAR EAST	TE-MW-2-21	212879	1003350	4/1/02	314.1	42	52	262	272	52.0
FAR EAST	TE-MW-2-22S	212932	1003285	4/3/02	312.4	1	12	301	312	11.5
FAR EAST	TE-MW-2-22D	212934	1003289	3/28/02	312.4	46	56	256	266	56.0
HONEYWELL	TE-MW-2-23S	213025	1003218	4/19/02	327.3	14	24	303	313	24.0
HONEYWELL	TE-MW-2-23D	213022	1003219	4/19/02	327.5	61	71	256	266	71.0
HONEYWELL	TE-MW-2-24	213185	1003154	4/24/02	319.8	41	51	269	279	51.0
AUDAX	TE-MW-2-25S	212918	1002974	5/1/02	316.8	5	15	302	312	15.0
AUDAX	TE-MW-2-25D	212920	1002974	4/30/02	317.0	35	45	272	282	44.5
CENTRAL	TE-MW-2-26S	212564	1002593	4/16/02	311.1	2	12	299	309	12.0
CENTRAL	TE-MW-2-26D	212562	1002590	4/15/02	311.0	65	75	236	246	75.0
CENTRAL	TE-MW-2-28S	212440	1002750	4/9/02	311.9	3	13	299	309	12.5
CENTRAL	TE-MW-2-28D	212438	1002747	4/11/02	312.1	80	93	219	232	93.0
CENTRAL	TE-MW-2-29	212686	1003099	4/4/02	313.6	21	41	273	293	41.0
AUDAX	TE-MW-2-30S	212918	1002825	5/3/02	317.3	5	15	302	312	15.0
AUDAX	TE-MW-2-30D	212918	1002822	5/2/02	317.0	34	44	273	283	44.0
CENTRAL	W3-120B	212458	1002723	NA	312.3	55	65	247	257	65.0
CENTRAL	W3-30A	212379	1002775	NA	313.3	45	55	258	268	55.0
CUT&COVER	QB 9W	212296	1002717	NA	313.6	40	50	264	274	50.0
CUT&COVER	TE-MW-YA-5D	212508	1002415	5/12/00	310.3	50	60	250	260	52.5
CUT&COVER	QB 128W	212413	1002578	NA	311.3	14	19	292	297	19.0
CUT&COVER	QB 124 W	212369	1002522	NA	311.4	43	51	260	268	51.0
CUT&COVER	TE-MW-YA-3D	212274	1002634	5/10/00	312.5	50	60	252	262	60.7

Notes
* Elevations stated in Project elevation (North American Vertical Datum 1988 plus 300 feet)
NA = Not Applicable/Not Available

Table 12

Summary of Storm Sewer Sediment Sample Results for Total Petroleum Hydrocarbons (TPH)

Existing Rail Yard
PB/STV East Side Access Project
Sunnyside, Queens

Sample Identification Laboratory Identification Sample Date	TE-1A-SS-5 0104126-01A 4/11/01	TE-1A-SS-6 0104126-02A 4/11/01	TE-1A-SS-7 0104126-03A 4/11/01
ANALYTE	**Concentration (ppb)**		
Gasoline Range Organics	12,000	ND	27,000
Diesel Range Organics	1,500	820	1,900

NOTES:
Soil samples analyzed for Total Petroleum Hydrocarbons (TPH), diesel and gasoline range organics, by Method SW8260B Modified 8260B.
Results reported in parts per billion (ppb)
NYS does not have guidance values for TPH.
Samples were obtained during Phase 1A
ND: Compound Not Detected

Table 13

Summary of Storm Sewer Sediment Sample Results for Polychlorinated Biphenyls (PCBs)

Existing Rail Yard
PB/STV East Side Access Project
Sunnyside, Queens

Sample Identification Laboratory Identification Sample Date			TE-1A-SS-5 0104126-01A 4/11/01	TE-1A-SS-6 0104126-02A 4/11/01	TE-1A-SS-7 0104126-03A 4/11/01
ANALYTE	**TAGM Guidance Value* (ppb)**	**ROD Guidance Value** (ppb)**	**Concentration (ppb or ug/L)**		
Aroclor 1254	-	-	93	1,200	770
Aroclor 1260	-	-	ND	ND	ND
TOTAL PCBs	**10,000**	**25,000**	93	1,200	770

NOTES:
Soil samples analyzed for PCBs by EPA Method 8082.
Analytical data reported in parts per billion (ppb) or
micrograms per kilogram (ug/Kg).
*: Guidance value is the "Recommended Soil Cleanup Objectives" from
NYSDEC TAGM #94-4046.
**Guidance value is the Site Specific guidance value
for Total PCBs in surface and subsurface soils as per 1998
NYSDEC Revised ROD for OU-1 of Sunnyside Yard.
Samples were obtained during Phase 1A.
ND: Compound Not Detected

Table 14

Summary of Sediment Sample Results for Toxicity Characteristics Leaching Procedure (TCLP) Metals

Existing Rail Yard
PB/STV East Side Access Project
Sunnyside, Queens

Sample Identification Laboratory Identification Sample Date		TE-1A-SS-5 0104126-01A 4/11/01	TE-1A-SS-6 0104126-02A 4/11/01	TE-1A-SS-7 0104126-03A 4/11/01
METAL	**Hazardous Waste Standard* (ppb)**	**Concentration (ppb or ug/L)**		
Lead	**5,000**	3,900	ND	ND

NOTES:
Soil samples analyzed for TCLP Metals
by Method SW846.
***TCLP**: Toxicity Characteristic Leaching Procedure*
Analytical data reported in parts per billion (ppb) or
micrograms per liter (ug/L).
*: Standard is EPA Hazardous Waste Regulatory
Levels for Toxicity Characteristics.
Bold Values: Exceed standards
ND: Not Detected

FIGURES

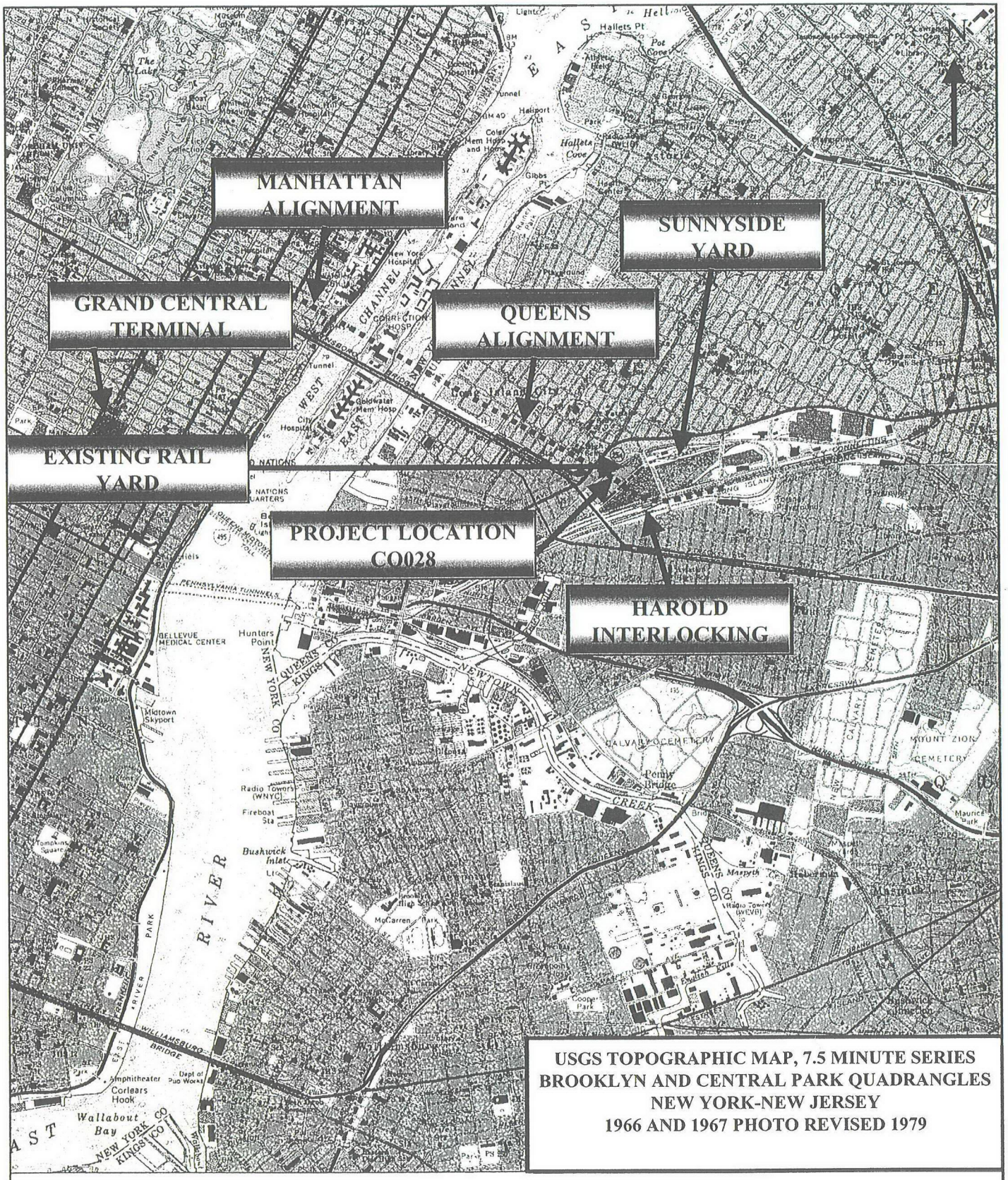

EAST SIDE ACCESS
LONG ISLAND RAILROAD
GRAND CENTRAL CONNECTION

SITE LOCATION
EAST SIDE ACCESS PROJECT

Parsons Brinckerhoff Quade & Douglas Inc./STV Incorporated

FIGURE 1
NTS

AREAS OF CONCERN IN SOIL OR STRUCTURES

AREA	CONCERN(S)	AREA	CONCERN(S)
AOC•1 *	SVOCs IN SOIL	AOC•16 *	HAZARDOUS LEAD IN SOIL
AOC•1A	SVOCs IN SOIL, STAINED BALLAST, PETROLEUM ODORS	AOC•16A *	VOCs/SVOCs IN SOIL
AOC•2	VOCs/SVOCs IN SOIL, SUSPECT CONCRETE LAYER AT 4.5 ft-bg	AOC•17 *	HAZARDOUS LEAD IN SOIL
AOC•3 *	VOCs/SVOCs IN SOIL & BALLAST, TCLP LEAD, ACMs/LBPs IN BLDG	AOC•17A *	SVOCs IN SOIL
AOC•3A	SVOCs IN SOIL	AOC•18 *	HAZARDOUS LEAD IN STORM SEWER SEDIMENT
AOC•4 *	ACM/LBP IN BLDG	AOC•19	ROD EXCEEDANCE FOR LEAD
AOC•6 *	ACM/LBP IN BLDG, TCLP LEAD EXCEEDANCE IN SEWER SEDIMENT	AOC•20	ROD EXCEEDANCE FOR LEAD
AOC•7 *	SVOCs IN SHALLOW SOIL	AOC•21	ROD EXCEEDANCE FOR LEAD
AOC•7A	SVOCs IN SHALLOW SOIL	AOC•22	VOCs/SVOCs IN SOIL
AOC•8 *	CHLORINATED VOCs AND SVOCs IN SOIL	AOC•23	VOCs/SVOCs IN SOIL
AOC•9 *	PETROLEUM VOCs/SVOCs IN SOIL, PRODUCT, ODOR, ACMs IN BLDG	AOC•24	SVOCs IN SOIL
AOC•10 *	SVOCs/PESTICIDES IN SOIL	AOC•25	VOCs/SVOCs IN SOIL
AOC•11 *	SVOCs IN SOIL	AOC•26	SVOCs IN SOIL
AOC•11A	SVOCs IN SOIL	AOC•27	SVOCs IN SOIL
AOC•12 *	ACM/LBP IN BLDG	AOC•28	SVOCs IN SOIL
AOC•14	SVOCs IN SOIL	AOC•29	VOCs IN SOIL
AOC•15	SVOCs IN SOIL		

* ALL OR PORTIONS OF THESE AOCs ARE REMOVED IN CONSTRUCTION CONTRACT CQ025.

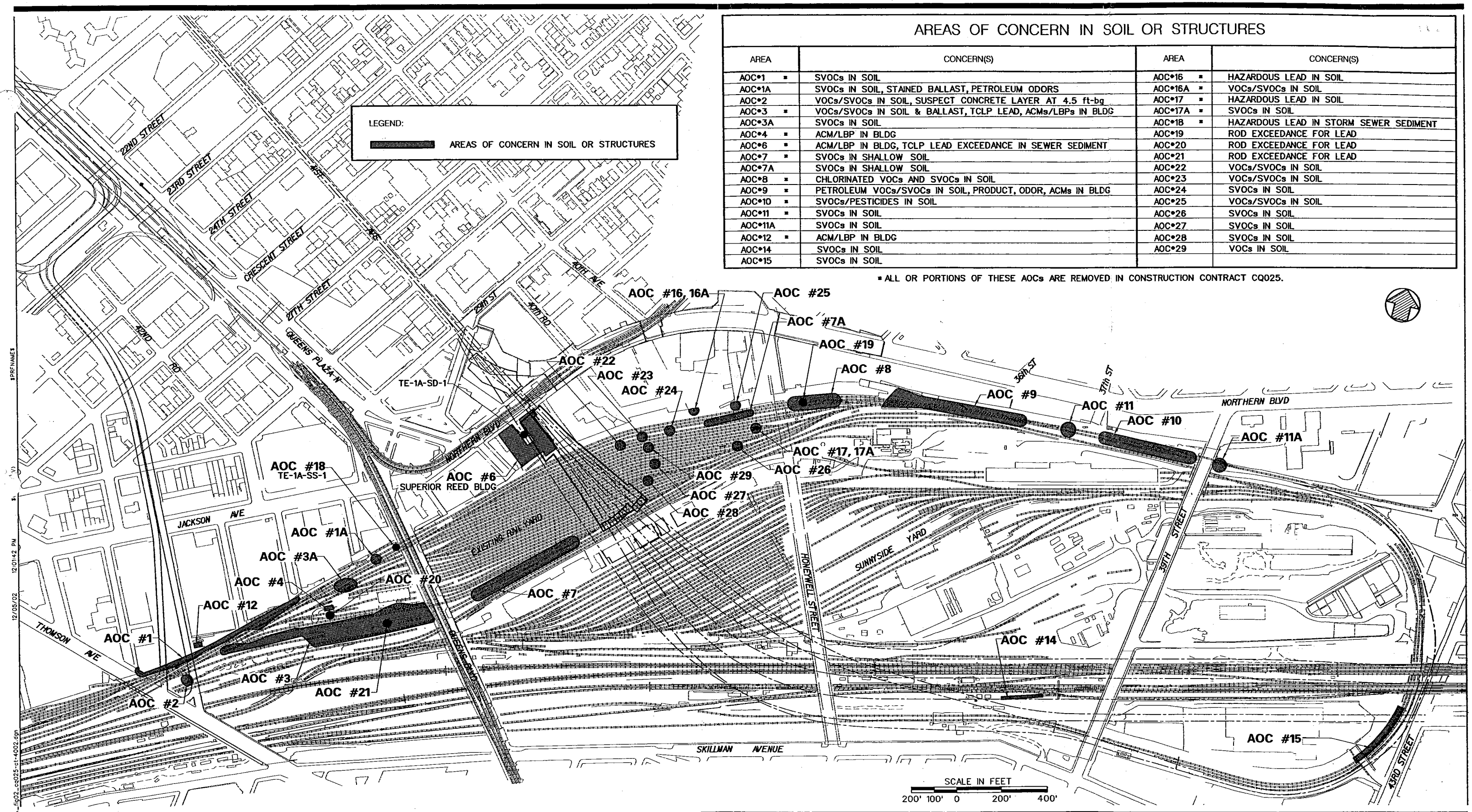

EAST SIDE ACCESS
LONG ISLAND RAIL ROAD
GRAND CENTRAL CONNECTION

HISTORIC AREAS OF CONCERN
FIGURE 2

Parsons Brinckerhoff Quade & Douglas, Inc./STV Incorporated

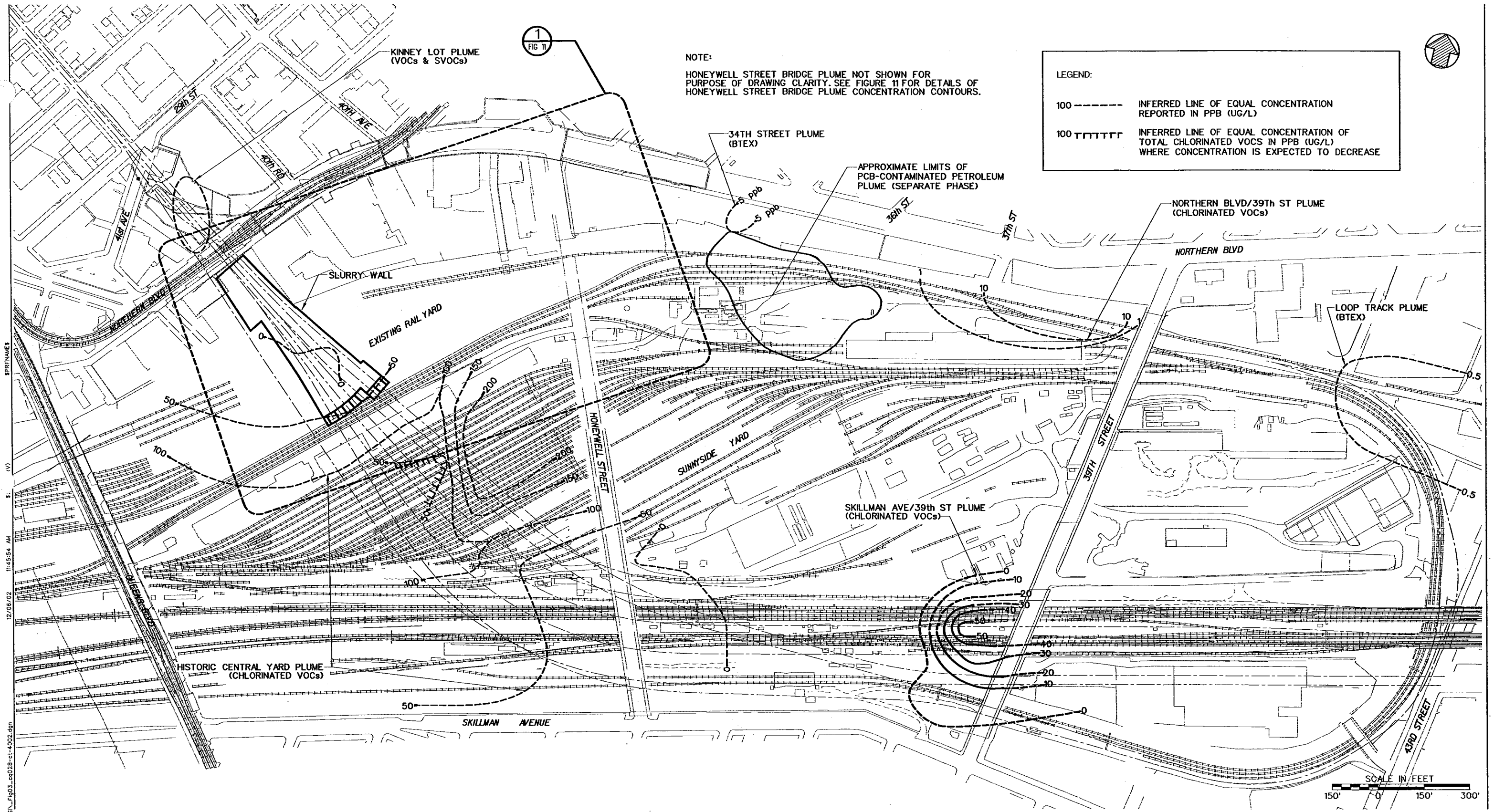

EAST SIDE ACCESS
LONG ISLAND RAIL ROAD
GRAND CENTRAL CONNECTION

HISTORIC GROUNDWATER PLUMES
FIGURE 3

Parsons Brinckerhoff Quade & Douglas, Inc./STV Incorporated

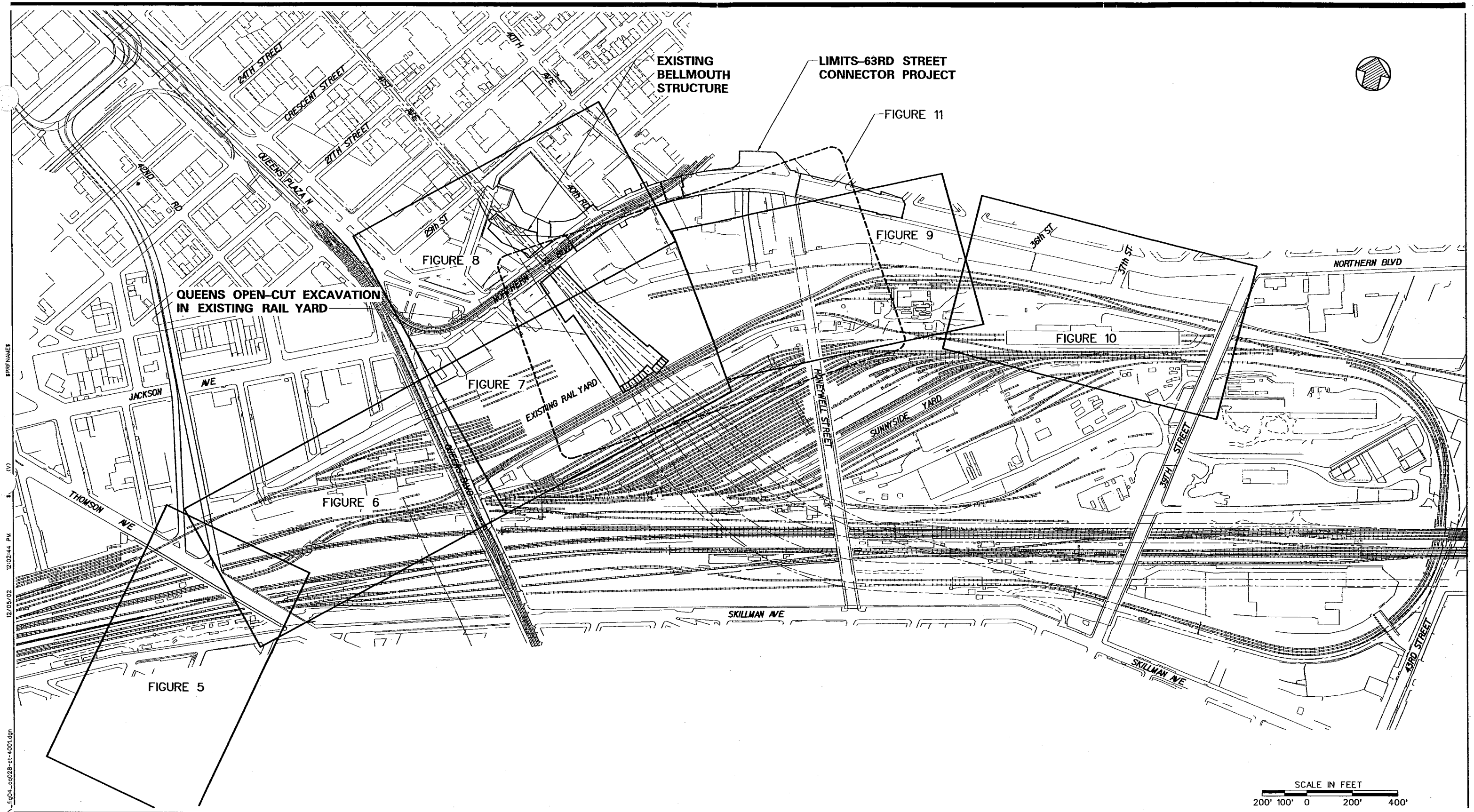

EAST SIDE ACCESS
LONG ISLAND RAIL ROAD
GRAND CENTRAL CONNECTION

ENVIRONMENTAL SITE KEY PLAN
FIGURE 4

Parsons Brinckerhoff Quade & Douglas, Inc./STV Incorporated

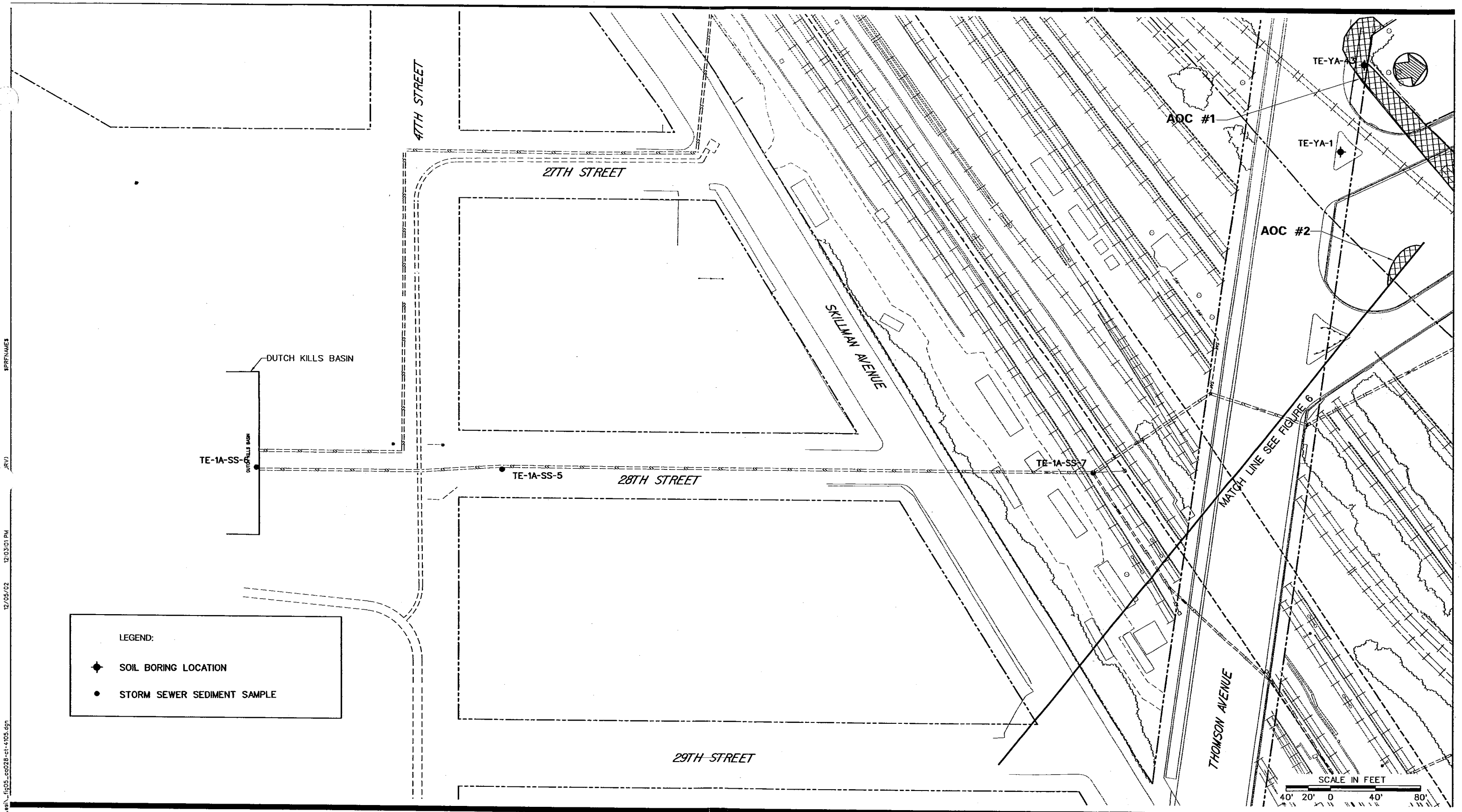

EAST SIDE ACCESS
LONG ISLAND RAIL ROAD
GRAND CENTRAL CONNECTION

ENVIRONMENTAL SITE CONDITIONS PLAN
DUTCH KILLS BASIN TO THOMSON AVENUE
FIGURE 5

Parsons Brinckerhoff Quade & Douglas, Inc./STV Incorporated

APPENDIX A

AMRO Environmental Laboratories Corporation

111 Herrick Street, Merrimack, NH 03054
TEL: (603) 424-2022 · FAX: (603) 429-8496

October 23, 2001

Jeff Butler
STV Incorporated
225 Park Avenue South
New York, NY 10003
TEL: (212) 777-4400
FAX:

RE: 0710730 East Side Access

Order No.: 0110085

Dear Jeff Butler:

AMRO Environmental Laboratories Corp. received 6 samples on 10/9/01 for the analyses presented in the following report.

AMRO operates a Quality Assurance Program which meets or exceeds National Environmental Laboratory Accreditation Conference (NELAC), state, and EPA requirements. A copy of the appropriate state and/or NELAC Certificate is attached.

The enclosed Sample Receipt Checklist details the condition of your sample(s) upon receipt. Please be advised that any unused sample volume and sample extracts will be stored for a period of thirty (30) days from this report date. After this time, AMRO will properly dispose of the remaining sample(s). If you require further analysis, or need the samples held for a longer period, please contact us immediately.

This report consists of a total of 56 pages. This letter is an integral part of your data report. If you have any questions regarding this project in the future, please refer to the Order Number above.

Sincerely,

Nancy Stewart
Vice President / Lab Director

AMRO Environmental Laboratories Corp.

Date: *23-Oct-01*

CLIENT: STV Incorporated
Project: 0710730 East Side Access
Lab Order: 0110085
Date Received: 10/9/01

Work Order Sample Summary

Lab Sample ID	Client Sample ID	Collection Date
0110085-01A	TE-MW-2-18 7'	10/8/01
0110085-01B	TE-MW-2-18 3-7'	10/8/01
0110085-01C	TE-MW-2-18 3-7'	10/8/01
0110085-01D	TE-MW-2-18 3-7'	10/8/01
0110085-02A	TE-MW-2-19 (5')	10/8/01
0110085-02B	TE-MW-2-19 (0-5')	10/8/01
0110085-02C	TE-MW-2-19 (0-5')	10/8/01
0110085-02D	TE-MW-2-19 (0-5')	10/8/01
0110085-03A	TE-MW-2-20 (5')	10/8/01
0110085-03B	TE-MW-2-20 (0-5')	10/8/01
0110085-03C	TE-MW-2-20 (0-5')	10/8/01
0110085-03D	TE-MW-2-20 (0-5')	10/8/01
0110085-04A	TE-MW-2-15 (3.5')	10/8/01
0110085-04B	TE-MW-2-15 (0-3.5')	10/8/01
0110085-04C	TE-MW-2-15 (0-3.5')	10/8/01
0110085-04D	TE-MW-2-15 (0-3.5')	10/8/01
0110085-05A	TE-MW-2-16 (5')	10/8/01
0110085-05B	TE-MW-2-16 (0-5')	10/8/01
0110085-05C	TE-MW-2-16 (0-5')	10/8/01
0110085-05D	TE-MW-2-16 (0-5')	10/8/01
0110085-06A	TE-MW-2-17 (4')	10/8/01
0110085-06B	TE-MW-2-17 (0-4')	10/8/01
0110085-06C	TE-MW-2-17 (0-4')	10/8/01
0110085-06D	TE-MW-2-17 (0-4')	10/8/01

AMRO Environmental Laboratories Corp.

Date: *23-Oct-01*

CLIENT:	STV Incorporated	**Client Sample ID:**	TE-MW-2-19 (0-5')
Lab Order:	0110085		
Project:	0710730 East Side Access	**Collection Date:**	10/8/01
Lab ID:	0110085-02D	**Matrix:**	SOIL

Analyses	Result	RL	Qual	Units	DF	Date Analyzed
ICP METALS TOTAL SW-846 - 3051/6010		**SW6010B**				Analyst: RK
Lead	52	3.6		mg/Kg-dry	1	10/15/01 11:44:50 AM

Qualifiers:

ND - Not Detected at the Reporting Limit

J - Analyte detected below quantitation limits

B - Analyte detected in the associated Method Blank

H - Method prescribed holding time exceeded

S - Spike Recovery outside accepted recovery limits

R - RPD outside accepted recovery limits

E - Value above quantitation range

- See Case Narrative

RL - Reporting Limit; defined as the lowest concentration the laboratory can accurately quantitate.

AMRO Environmental Laboratories Corp.

Date: *23-Oct-01*

CLIENT:	STV Incorporated	**Client Sample ID:**	TE-MW-2-20 (0-5')
Lab Order:	0110085		
Project:	0710730 East Side Access	**Collection Date:**	10/8/01
Lab ID:	0110085-03B	**Matrix:**	SOIL

Analyses	Result	RL	Qual	Units	DF	Date Analyzed
PERCENT MOISTURE		D2216				Analyst: JC
Percent Moisture	14.1	0		wt%	1	10/9/01

Qualifiers:

ND - Not Detected at the Reporting Limit
J - Analyte detected below quantitation limits
B - Analyte detected in the associated Method Blank
H - Method prescribed holding time exceeded
S - Spike Recovery outside accepted recovery limits
R - RPD outside accepted recovery limits
E - Value above quantitation range
- See Case Narrative
RL - Reporting Limit; defined as the lowest concentration the laboratory can accurately quantitate.

AMRO Environmental Laboratories Corp.

Date: *23-Oct-01*

CLIENT:	STV Incorporated	**Client Sample ID:**	TE-MW-2-20 (0-5')
Lab Order:	0110085		
Project:	0710730 East Side Access	**Collection Date:**	10/8/01
Lab ID:	0110085-03C	**Matrix:**	SOIL

Analyses	Result	RL	Qual	Units	DF	Date Analyzed
MERCURY, TCLP		**SW7470**				Analyst: RK
Mercury	ND	0.0010		mg/L	1	10/11/01
ICP METALS, TCLP LEACHED		**SW1311/6010B**				Analyst: RK
Arsenic	ND	1.0		mg/L	1	10/15/01 11:10:07 AM
Barium	ND	2.0		mg/L	1	10/15/01 11:10:07 AM
Cadmium	ND	0.10		mg/L	1	10/15/01 11:10:07 AM
Chromium	ND	0.10		mg/L	1	10/15/01 11:10:07 AM
Lead	82	1.0		mg/L	1	10/15/01 11:10:07 AM
Selenium	ND	0.58		mg/L	1	10/15/01 11:10:07 AM
Silver	ND	0.10		mg/L	1	10/15/01 11:10:07 AM

Qualifiers:

ND - Not Detected at the Reporting Limit
J - Analyte detected below quantitation limits
B - Analyte detected in the associated Method Blank
H - Method prescribed holding time exceeded
S - Spike Recovery outside accepted recovery limits
R - RPD outside accepted recovery limits
E - Value above quantitation range
- See Case Narrative
RL - Reporting Limit; defined as the lowest concentration the laboratory can accurately quantitate.

AMRO Environmental Laboratories Corp.

Date: *23-Oct-01*

CLIENT:	STV Incorporated	**Client Sample ID:**	TE-MW-2-20 (0-5')
Lab Order:	0110085		
Project:	0710730 East Side Access	**Collection Date:**	10/8/01
Lab ID:	0110085-03D	**Matrix:**	SOIL

Analyses	Result	RL	Qual	Units	DF	Date Analyzed
ICP METALS TOTAL SW-846 - 3051/6010		**SW6010B**				Analyst: RK
Lead	930	3.4		mg/Kg-dry	1	10/15/01 11:49:22 AM

Qualifiers:

ND - Not Detected at the Reporting Limit
J - Analyte detected below quantitation limits
B - Analyte detected in the associated Method Blank
H - Method prescribed holding time exceeded
S - Spike Recovery outside accepted recovery limits
R - RPD outside accepted recovery limits
E - Value above quantitation range
- See Case Narrative
RL - Reporting Limit; defined as the lowest concentration the laboratory can accurately quantitate.

AMRO Environmental Laboratories Corp.

Date: *23-Oct-01*

CLIENT:	STV Incorporated	**Client Sample ID:**	TE-MW-2-15 (0-3.5')
Lab Order:	0110085		
Project:	0710730 East Side Access	**Collection Date:**	10/8/01
Lab ID:	0110085-04B	**Matrix:**	SOIL

Analyses	Result	RL	Qual	Units	DF	Date Analyzed
PERCENT MOISTURE		**D2216**				Analyst: **JC**
Percent Moisture	28.1	0		wt%	1	10/9/01

Qualifiers:

ND - Not Detected at the Reporting Limit
J - Analyte detected below quantitation limits
B - Analyte detected in the associated Method Blank
H - Method prescribed holding time exceeded
S - Spike Recovery outside accepted recovery limits
R - RPD outside accepted recovery limits
E - Value above quantitation range
- See Case Narrative
RL - Reporting Limit; defined as the lowest concentration the laboratory can accurately quantitate.

AMRO Environmental Laboratories Corp.

Date: *23-Oct-01*

CLIENT:	STV Incorporated	**Client Sample ID:**	TE-MW-2-15 (0-3.5')
Lab Order:	0110085		
Project:	0710730 East Side Access	**Collection Date:**	10/8/01
Lab ID:	0110085-04C	**Matrix:**	SOIL

Analyses	Result	RL	Qual	Units	DF	Date Analyzed
MERCURY, TCLP		**SW7470**				Analyst: RK
Mercury	ND	0.0010		mg/L	1	10/11/01
ICP METALS, TCLP LEACHED		**SW1311/6010B**				Analyst: RK
Arsenic	ND	1.0		mg/L	1	10/15/01 11:13:38 AM
Barium	ND	2.0		mg/L	1	10/15/01 11:13:38 AM
Cadmium	ND	0.10		mg/L	1	10/15/01 11:13:38 AM
Chromium	ND	0.10		mg/L	1	10/15/01 11:13:38 AM
Lead	ND	1.0		mg/L	1	10/15/01 11:13:38 AM
Selenium	ND	0.58		mg/L	1	10/15/01 11:13:38 AM
Silver	ND	0.10		mg/L	1	10/15/01 11:13:38 AM

Qualifiers:

ND - Not Detected at the Reporting Limit
J - Analyte detected below quantitation limits
B - Analyte detected in the associated Method Blank
H - Method prescribed holding time exceeded
S - Spike Recovery outside accepted recovery limits
R - RPD outside accepted recovery limits
E - Value above quantitation range
- See Case Narrative
RL - Reporting Limit; defined as the lowest concentration the laboratory can accurately quantitate.

AMRO Environmental Laboratories Corp.

Date: *23-Oct-01*

CLIENT:	STV Incorporated	**Client Sample ID:**	TE-MW-2-15 (0-3.5')
Lab Order:	0110085		
Project:	0710730 East Side Access	**Collection Date:**	10/8/01
Lab ID:	0110085-04D	**Matrix:**	SOIL

Analyses	Result	RL	Qual	Units	DF	Date Analyzed
ICP METALS TOTAL SW-846 - 3051/6010		**SW6010B**				Analyst: **RK**
Lead	100	4.3		mg/Kg-dry	1	10/15/01 11:53:54 AM

Qualifiers:

ND - Not Detected at the Reporting Limit
J - Analyte detected below quantitation limits
B - Analyte detected in the associated Method Blank
H - Method prescribed holding time exceeded
S - Spike Recovery outside accepted recovery limits
R - RPD outside accepted recovery limits
E - Value above quantitation range
- See Case Narrative
RL - Reporting Limit; defined as the lowest concentration the laboratory can accurately quantitate.

AMRO Environmental Laboratories Corp.

Date: *23-Oct-01*

CLIENT:	STV Incorporated	**Client Sample ID:**	TE-MW-2-16 (0-5')
Lab Order:	0110085		
Project:	0710730 East Side Access	**Collection Date:**	10/8/01
Lab ID:	0110085-05B	**Matrix:**	SOIL

Analyses	Result	RL	Qual	Units	DF	Date Analyzed
PERCENT MOISTURE		D2216				Analyst: JC
Percent Moisture	14.0	0		wt%	1	10/9/01

Qualifiers:

ND - Not Detected at the Reporting Limit

J - Analyte detected below quantitation limits

B - Analyte detected in the associated Method Blank

H - Method prescribed holding time exceeded

S - Spike Recovery outside accepted recovery limits

R - RPD outside accepted recovery limits

E - Value above quantitation range

- See Case Narrative

RL - Reporting Limit; defined as the lowest concentration the laboratory can accurately quantitate.

AMRO Environmental Laboratories Corp.

Date: *23-Oct-01*

CLIENT:	STV Incorporated	**Client Sample ID:**	TE-MW-2-16 (0-5')
Lab Order:	0110085		
Project:	0710730 East Side Access	**Collection Date:**	10/8/01
Lab ID:	0110085-05C	**Matrix:**	SOIL

Analyses	Result	RL	Qual	Units	DF	Date Analyzed
MERCURY, TCLP		**SW7470**				Analyst: RK
Mercury	ND	0.0010		mg/L	1	10/11/01
ICP METALS, TCLP LEACHED		**SW1311/6010B**				Analyst: RK
Arsenic	ND	1.0		mg/L	1	10/15/01 11:17:10 AM
Barium	ND	2.0		mg/L	1	10/15/01 11:17:10 AM
Cadmium	ND	0.10		mg/L	1	10/15/01 11:17:10 AM
Chromium	ND	0.10		mg/L	1	10/15/01 11:17:10 AM
Lead	ND	1.0		mg/L	1	10/15/01 11:17:10 AM
Selenium	ND	0.58		mg/L	1	10/15/01 11:17:10 AM
Silver	ND	0.10		mg/L	1	10/15/01 11:17:10 AM

Qualifiers:

ND - Not Detected at the Reporting Limit
J - Analyte detected below quantitation limits
B - Analyte detected in the associated Method Blank
H - Method prescribed holding time exceeded
S - Spike Recovery outside accepted recovery limits
R - RPD outside accepted recovery limits
E - Value above quantitation range
- See Case Narrative
RL - Reporting Limit; defined as the lowest concentration the laboratory can accurately quantitate.

AMRO Environmental Laboratories Corp.

Date: *23-Oct-01*

CLIENT:	STV Incorporated	**Client Sample ID:**	TE-MW-2-16 (0-5')
Lab Order:	0110085		
Project:	0710730 East Side Access	**Collection Date:**	10/8/01
Lab ID:	0110085-05D	**Matrix:**	SOIL

Analyses	Result	RL	Qual	Units	DF	Date Analyzed
ICP METALS TOTAL SW-846 - 3051/6010		**SW6010B**				Analyst: RK
Lead	67	3.6		mg/Kg-dry	1	10/15/01 11:58:26 AM

Qualifiers:

ND - Not Detected at the Reporting Limit

J - Analyte detected below quantitation limits

B - Analyte detected in the associated Method Blank

H - Method prescribed holding time exceeded

S - Spike Recovery outside accepted recovery limits

R - RPD outside accepted recovery limits

E - Value above quantitation range

- See Case Narrative

RL - Reporting Limit; defined as the lowest concentration the laboratory can accurately quantitate.

AMRO Environmental Laboratories Corp.

Date: *23-Oct-01*

CLIENT:	STV Incorporated	**Client Sample ID:**	TE-MW-2-17 (0-4')
Lab Order:	0110085		
Project:	0710730 East Side Access	**Collection Date:**	10/8/01
Lab ID:	0110085-06B	**Matrix:**	SOIL

Analyses	Result	RL	Qual	Units	DF	Date Analyzed
PERCENT MOISTURE		**D2216**				Analyst: JC
Percent Moisture	21.3	0		wt%	1	10/9/01

Qualifiers:

ND - Not Detected at the Reporting Limit

J - Analyte detected below quantitation limits

B - Analyte detected in the associated Method Blank

H - Method prescribed holding time exceeded

S - Spike Recovery outside accepted recovery limits

R - RPD outside accepted recovery limits

E - Value above quantitation range

- See Case Narrative

RL - Reporting Limit; defined as the lowest concentration the laboratory can accurately quantitate.

AMRO Environmental Laboratories Corp.

Date: *23-Oct-01*

CLIENT:	STV Incorporated	**Client Sample ID:**	TE-MW-2-17 (0-4')
Lab Order:	0110085		
Project:	0710730 East Side Access	**Collection Date:**	10/8/01
Lab ID:	0110085-06C	**Matrix:**	SOIL

Analyses	Result	RL	Qual	Units	DF	Date Analyzed
MERCURY, TCLP		**SW7470**				Analyst: RK
Mercury	ND	0.0010		mg/L	1	10/11/01
ICP METALS, TCLP LEACHED		**SW1311/6010B**				Analyst: RK
Arsenic	ND	1.0		mg/L	1	10/15/01 11:20:41 AM
Barium	ND	2.0		mg/L	1	10/15/01 11:20:41 AM
Cadmium	ND	0.10		mg/L	1	10/15/01 11:20:41 AM
Chromium	ND	0.10		mg/L	1	10/15/01 11:20:41 AM
Lead	ND	1.0		mg/L	1	10/15/01 11:20:41 AM
Selenium	ND	0.58		mg/L	1	10/15/01 11:20:41 AM
Silver	ND	0.10		mg/L	1	10/15/01 11:20:41 AM

Qualifiers:

ND - Not Detected at the Reporting Limit
J - Analyte detected below quantitation limits
B - Analyte detected in the associated Method Blank
H - Method prescribed holding time exceeded
S - Spike Recovery outside accepted recovery limits
R - RPD outside accepted recovery limits
E - Value above quantitation range
- See Case Narrative
RL - Reporting Limit; defined as the lowest concentration the laboratory can accurately quantitate.

AMRO Environmental Laboratories Corp.

Date: *23-Oct-01*

CLIENT:	STV Incorporated	**Client Sample ID:**	TE-MW-2-17 (0-4')
Lab Order:	0110085		
Project:	0710730 East Side Access	**Collection Date:**	10/8/01
Lab ID:	0110085-06D	**Matrix:**	SOIL

Analyses	Result	RL	Qual	Units	DF	Date Analyzed
ICP METALS TOTAL SW-846 - 3051/6010		**SW6010B**				Analyst: **RK**
Lead	63	3.7		mg/Kg-dry	1	10/15/01 12:02:52 PM

Qualifiers:

ND - Not Detected at the Reporting Limit
J - Analyte detected below quantitation limits
B - Analyte detected in the associated Method Blank
H - Method prescribed holding time exceeded
S - Spike Recovery outside accepted recovery limits
R - RPD outside accepted recovery limits
E - Value above quantitation range
- See Case Narrative
RL - Reporting Limit; defined as the lowest concentration the laboratory can accurately quantitate.

AMRO Environmental Laboratories Corp.

Date: *23-Oct-01*

CLIENT:	STV Incorporated	**Client Sample ID:**	TE-MW-2-18 7'
Lab Order:	0110085		
Project:	0710730 East Side Access	**Collection Date:**	10/8/01
Lab ID:	0110085-01A	**Matrix:**	SOIL

Analyses	Result	RL	Qual	Units	DF	Date Analyzed
VOLATILES BY GC/MS		**SW8260B**				Analyst: SK
Dichlorodifluoromethane	ND	56		µg/Kg-dry	1	10/20/01 5:33:00 PM
Chloromethane	ND	56		µg/Kg-dry	1	10/20/01 5:33:00 PM
Vinyl chloride	ND	28		µg/Kg-dry	1	10/20/01 5:33:00 PM
Chloroethane	ND	56		µg/Kg-dry	1	10/20/01 5:33:00 PM
Bromomethane	ND	56		µg/Kg-dry	1	10/20/01 5:33:00 PM
Trichlorofluoromethane	ND	56		µg/Kg-dry	1	10/20/01 5:33:00 PM
Acetone	ND	280		µg/Kg-dry	1	10/20/01 5:33:00 PM
1,1-Dichloroethene	ND	28		µg/Kg-dry	1	10/20/01 5:33:00 PM
Carbon disulfide	ND	56		µg/Kg-dry	1	10/20/01 5:33:00 PM
Methylene chloride	170	56		µg/Kg-dry	1	10/20/01 5:33:00 PM
Methyl tert-butyl ether	ND	28		µg/Kg-dry	1	10/20/01 5:33:00 PM
trans-1,2-Dichloroethene	ND	28		µg/Kg-dry	1	10/20/01 5:33:00 PM
1,1-Dichloroethane	ND	28		µg/Kg-dry	1	10/20/01 5:33:00 PM
2-Butanone	ND	280		µg/Kg-dry	1	10/20/01 5:33:00 PM
2,2-Dichloropropane	ND	28		µg/Kg-dry	1	10/20/01 5:33:00 PM
cis-1,2-Dichloroethene	ND	28		µg/Kg-dry	1	10/20/01 5:33:00 PM
Chloroform	16,000	280		µg/Kg-dry	10	10/20/01 6:08:00 PM
Bromochloromethane	ND	28		µg/Kg-dry	1	10/20/01 5:33:00 PM
1,1,1-Trichloroethane	ND	28		µg/Kg-dry	1	10/20/01 5:33:00 PM
1,1-Dichloropropene	ND	28		µg/Kg-dry	1	10/20/01 5:33:00 PM
Carbon tetrachloride	ND	28		µg/Kg-dry	1	10/20/01 5:33:00 PM
1,2-Dichloroethane	ND	28		µg/Kg-dry	1	10/20/01 5:33:00 PM
Benzene	30	28		µg/Kg-dry	1	10/20/01 5:33:00 PM
Trichloroethene	31	28		µg/Kg-dry	1	10/20/01 5:33:00 PM
1,2-Dichloropropane	ND	28		µg/Kg-dry	1	10/20/01 5:33:00 PM
Bromodichloromethane	ND	28		µg/Kg-dry	1	10/20/01 5:33:00 PM
Dibromomethane	ND	28		µg/Kg-dry	1	10/20/01 5:33:00 PM
4-Methyl-2-pentanone	ND	280		µg/Kg-dry	1	10/20/01 5:33:00 PM
cis-1,3-Dichloropropene	ND	28		µg/Kg-dry	1	10/20/01 5:33:00 PM
Toluene	ND	28		µg/Kg-dry	1	10/20/01 5:33:00 PM
trans-1,3-Dichloropropene	ND	28		µg/Kg-dry	1	10/20/01 5:33:00 PM
1,1,2-Trichloroethane	ND	28		µg/Kg-dry	1	10/20/01 5:33:00 PM
1,2-Dibromoethane	ND	28		µg/Kg-dry	1	10/20/01 5:33:00 PM
2-Hexanone	ND	280		µg/Kg-dry	1	10/20/01 5:33:00 PM
1,3-Dichloropropane	ND	28		µg/Kg-dry	1	10/20/01 5:33:00 PM
Tetrachloroethene	ND	28		µg/Kg-dry	1	10/20/01 5:33:00 PM
Dibromochloromethane	ND	28		µg/Kg-dry	1	10/20/01 5:33:00 PM
Chlorobenzene	ND	28		µg/Kg-dry	1	10/20/01 5:33:00 PM

Qualifiers:

ND - Not Detected at the Reporting Limit

J - Analyte detected below quantitation limits

B - Analyte detected in the associated Method Blank

H - Method prescribed holding time exceeded

S - Spike Recovery outside accepted recovery limits

R - RPD outside accepted recovery limits

E - Value above quantitation range

- See Case Narrative

RL - Reporting Limit; defined as the lowest concentration the laboratory can accurately quantitate.

AMRO Environmental Laboratories Corp.

Date: *23-Oct-01*

CLIENT:	STV Incorporated	**Client Sample ID:**	TE-MW-2-18 7'
Lab Order:	0110085		
Project:	0710730 East Side Access	**Collection Date:**	10/8/01
Lab ID:	0110085-01A	**Matrix:**	SOIL

Analyses	Result	RL	Qual	Units	DF	Date Analyzed
1,1,1,2-Tetrachloroethane	ND	28		µg/Kg-dry	1	10/20/01 5:33:00 PM
Ethylbenzene	ND	28		µg/Kg-dry	1	10/20/01 5:33:00 PM
m,p-Xylene	ND	28		µg/Kg-dry	1	10/20/01 5:33:00 PM
o-Xylene	ND	28		µg/Kg-dry	1	10/20/01 5:33:00 PM
Styrene	ND	28		µg/Kg-dry	1	10/20/01 5:33:00 PM
Bromoform	ND	28		µg/Kg-dry	1	10/20/01 5:33:00 PM
Isopropylbenzene	ND	28		µg/Kg-dry	1	10/20/01 5:33:00 PM
1,1,2,2-Tetrachloroethane	ND	28		µg/Kg-dry	1	10/20/01 5:33:00 PM
1,2,3-Trichloropropane	ND	28		µg/Kg-dry	1	10/20/01 5:33:00 PM
Bromobenzene	ND	28		µg/Kg-dry	1	10/20/01 5:33:00 PM
n-Propylbenzene	ND	28		µg/Kg-dry	1	10/20/01 5:33:00 PM
2-Chlorotoluene	ND	28		µg/Kg-dry	1	10/20/01 5:33:00 PM
4-Chlorotoluene	ND	28		µg/Kg-dry	1	10/20/01 5:33:00 PM
1,3,5-Trimethylbenzene	ND	28		µg/Kg-dry	1	10/20/01 5:33:00 PM
tert-Butylbenzene	ND	28		µg/Kg-dry	1	10/20/01 5:33:00 PM
1,2,4-Trimethylbenzene	ND	28		µg/Kg-dry	1	10/20/01 5:33:00 PM
sec-Butylbenzene	ND	28		µg/Kg-dry	1	10/20/01 5:33:00 PM
4-Isopropyltoluene	ND	28		µg/Kg-dry	1	10/20/01 5:33:00 PM
1,3-Dichlorobenzene	ND	28		µg/Kg-dry	1	10/20/01 5:33:00 PM
1,4-Dichlorobenzene	ND	28		µg/Kg-dry	1	10/20/01 5:33:00 PM
n-Butylbenzene	ND	28		µg/Kg-dry	1	10/20/01 5:33:00 PM
1,2-Dichlorobenzene	ND	28		µg/Kg-dry	1	10/20/01 5:33:00 PM
1,2-Dibromo-3-chloropropane	ND	56		µg/Kg-dry	1	10/20/01 5:33:00 PM
1,2,4-Trichlorobenzene	ND	28		µg/Kg-dry	1	10/20/01 5:33:00 PM
Hexachlorobutadiene	ND	28		µg/Kg-dry	1	10/20/01 5:33:00 PM
Naphthalene	ND	56		µg/Kg-dry	1	10/20/01 5:33:00 PM
1,2,3-Trichlorobenzene	ND	28		µg/Kg-dry	1	10/20/01 5:33:00 PM

Qualifiers:

ND - Not Detected at the Reporting Limit
J - Analyte detected below quantitation limits
B - Analyte detected in the associated Method Blank
H - Method prescribed holding time exceeded
S - Spike Recovery outside accepted recovery limits
R - RPD outside accepted recovery limits
E - Value above quantitation range
- See Case Narrative
RL - Reporting Limit; defined as the lowest concentration the laboratory can accurately quantitate.

AMRO Environmental Laboratories Corp.

Date: *23-Oct-01*

CLIENT:	STV Incorporated	**Client Sample ID:**	TE-MW-2-19 (5')
Lab Order:	0110085		
Project:	0710730 East Side Access	**Collection Date:**	10/8/01
Lab ID:	0110085-02A	**Matrix:**	SOIL

Analyses	Result	RL	Qual	Units	DF	Date Analyzed
VOLATILES BY GC/MS		**SW8260B**				Analyst: SK
Dichlorodifluoromethane	ND	58		µg/Kg-dry	1	10/18/01 5:39:00 PM
Chloromethane	ND	58		µg/Kg-dry	1	10/18/01 5:39:00 PM
Vinyl chloride	ND	29		µg/Kg-dry	1	10/18/01 5:39:00 PM
Chloroethane	ND	58		µg/Kg-dry	1	10/18/01 5:39:00 PM
Bromomethane	ND	58		µg/Kg-dry	1	10/18/01 5:39:00 PM
Trichlorofluoromethane	ND	58		µg/Kg-dry	1	10/18/01 5:39:00 PM
Acetone	ND	290		µg/Kg-dry	1	10/18/01 5:39:00 PM
1,1-Dichloroethene	ND	29		µg/Kg-dry	1	10/18/01 5:39:00 PM
Carbon disulfide	ND	58		µg/Kg-dry	1	10/18/01 5:39:00 PM
Methylene chloride	ND	58		µg/Kg-dry	1	10/18/01 5:39:00 PM
Methyl tert-butyl ether	ND	29		µg/Kg-dry	1	10/18/01 5:39:00 PM
trans-1,2-Dichloroethene	ND	29		µg/Kg-dry	1	10/18/01 5:39:00 PM
1,1-Dichloroethane	ND	29		µg/Kg-dry	1	10/18/01 5:39:00 PM
2-Butanone	ND	290		µg/Kg-dry	1	10/18/01 5:39:00 PM
2,2-Dichloropropane	ND	29		µg/Kg-dry	1	10/18/01 5:39:00 PM
cis-1,2-Dichloroethene	ND	29		µg/Kg-dry	1	10/18/01 5:39:00 PM
Chloroform	190	29		µg/Kg-dry	1	10/18/01 5:39:00 PM
Bromochloromethane	ND	29		µg/Kg-dry	1	10/18/01 5:39:00 PM
1,1,1-Trichloroethane	ND	29		µg/Kg-dry	1	10/18/01 5:39:00 PM
1,1-Dichloropropene	ND	29		µg/Kg-dry	1	10/18/01 5:39:00 PM
Carbon tetrachloride	ND	29		µg/Kg-dry	1	10/18/01 5:39:00 PM
1,2-Dichloroethane	ND	29		µg/Kg-dry	1	10/18/01 5:39:00 PM
Benzene	ND	29		µg/Kg-dry	1	10/18/01 5:39:00 PM
Trichloroethene	76	29		µg/Kg-dry	1	10/18/01 5:39:00 PM
1,2-Dichloropropane	ND	29		µg/Kg-dry	1	10/18/01 5:39:00 PM
Bromodichloromethane	ND	29		µg/Kg-dry	1	10/18/01 5:39:00 PM
Dibromomethane	ND	29		µg/Kg-dry	1	10/18/01 5:39:00 PM
4-Methyl-2-pentanone	ND	290		µg/Kg-dry	1	10/18/01 5:39:00 PM
cis-1,3-Dichloropropene	ND	29		µg/Kg-dry	1	10/18/01 5:39:00 PM
Toluene	ND	29		µg/Kg-dry	1	10/18/01 5:39:00 PM
trans-1,3-Dichloropropene	ND	29		µg/Kg-dry	1	10/18/01 5:39:00 PM
1,1,2-Trichloroethane	ND	29		µg/Kg-dry	1	10/18/01 5:39:00 PM
1,2-Dibromoethane	ND	29		µg/Kg-dry	1	10/18/01 5:39:00 PM
2-Hexanone	ND	290		µg/Kg-dry	1	10/18/01 5:39:00 PM
1,3-Dichloropropane	ND	29		µg/Kg-dry	1	10/18/01 5:39:00 PM
Tetrachloroethene	120	29		µg/Kg-dry	1	10/18/01 5:39:00 PM
Dibromochloromethane	ND	29		µg/Kg-dry	1	10/18/01 5:39:00 PM
Chlorobenzene	ND	29		µg/Kg-dry	1	10/18/01 5:39:00 PM

Qualifiers:

ND - Not Detected at the Reporting Limit

J - Analyte detected below quantitation limits

B - Analyte detected in the associated Method Blank

H - Method prescribed holding time exceeded

S - Spike Recovery outside accepted recovery limits

R - RPD outside accepted recovery limits

E - Value above quantitation range

- See Case Narrative

RL - Reporting Limit, defined as the lowest concentration the laboratory can accurately quantitate.

AMRO Environmental Laboratories Corp.

Date: *23-Oct-01*

CLIENT:	STV Incorporated	**Client Sample ID:**	TE-MW-2-19 (5')
Lab Order:	0110085		
Project:	0710730 East Side Access	**Collection Date:**	10/8/01
Lab ID:	0110085-02A	**Matrix:**	SOIL

Analyses	Result	RL	Qual	Units	DF	Date Analyzed
1,1,1,2-Tetrachloroethane	ND	29		µg/Kg-dry	1	10/18/01 5:39:00 PM
Ethylbenzene	ND	29		µg/Kg-dry	1	10/18/01 5:39:00 PM
m,p-Xylene	ND	29		µg/Kg-dry	1	10/18/01 5:39:00 PM
o-Xylene	ND	29		µg/Kg-dry	1	10/18/01 5:39:00 PM
Styrene	ND	29		µg/Kg-dry	1	10/18/01 5:39:00 PM
Bromoform	ND	29		µg/Kg-dry	1	10/18/01 5:39:00 PM
Isopropylbenzene	ND	29		µg/Kg-dry	1	10/18/01 5:39:00 PM
1,1,2,2-Tetrachloroethane	ND	29		µg/Kg-dry	1	10/18/01 5:39:00 PM
1,2,3-Trichloropropane	ND	29		µg/Kg-dry	1	10/18/01 5:39:00 PM
Bromobenzene	ND	29		µg/Kg-dry	1	10/18/01 5:39:00 PM
n-Propylbenzene	ND	29		µg/Kg-dry	1	10/18/01 5:39:00 PM
2-Chlorotoluene	ND	29		µg/Kg-dry	1	10/18/01 5:39:00 PM
4-Chlorotoluene	ND	29		µg/Kg-dry	1	10/18/01 5:39:00 PM
1,3,5-Trimethylbenzene	ND	29		µg/Kg-dry	1	10/18/01 5:39:00 PM
tert-Butylbenzene	ND	29		µg/Kg-dry	1	10/18/01 5:39:00 PM
1,2,4-Trimethylbenzene	ND	29		µg/Kg-dry	1	10/18/01 5:39:00 PM
sec-Butylbenzene	ND	29		µg/Kg-dry	1	10/18/01 5:39:00 PM
4-Isopropyltoluene	ND	29		µg/Kg-dry	1	10/18/01 5:39:00 PM
1,3-Dichlorobenzene	ND	29		µg/Kg-dry	1	10/18/01 5:39:00 PM
1,4-Dichlorobenzene	ND	29		µg/Kg-dry	1	10/18/01 5:39:00 PM
n-Butylbenzene	ND	29		µg/Kg-dry	1	10/18/01 5:39:00 PM
1,2-Dichlorobenzene	ND	29		µg/Kg-dry	1	10/18/01 5:39:00 PM
1,2-Dibromo-3-chloropropane	ND	58		µg/Kg-dry	1	10/18/01 5:39:00 PM
1,2,4-Trichlorobenzene	ND	29		µg/Kg-dry	1	10/18/01 5:39:00 PM
Hexachlorobutadiene	ND	29		µg/Kg-dry	1	10/18/01 5:39:00 PM
Naphthalene	ND	58		µg/Kg-dry	1	10/18/01 5:39:00 PM
1,2,3-Trichlorobenzene	ND	29		µg/Kg-dry	1	10/18/01 5:39:00 PM

Qualifiers:

ND - Not Detected at the Reporting Limit
J - Analyte detected below quantitation limits
B - Analyte detected in the associated Method Blank
H - Method prescribed holding time exceeded
S - Spike Recovery outside accepted recovery limits
R - RPD outside accepted recovery limits
E - Value above quantitation range
- See Case Narrative
RL - Reporting Limit; defined as the lowest concentration the laboratory can accurately quantitate.

AMRO Environmental Laboratories Corp.

Date: *23-Oct-01*

CLIENT:	STV Incorporated	**Client Sample ID:**	TE-MW-2-20 (5')
Lab Order:	0110085		
Project:	0710730 East Side Access	**Collection Date:**	10/8/01
Lab ID:	0110085-03A	**Matrix:**	SOIL

Analyses	Result	RL	Qual	Units	DF	Date Analyzed
VOLATILES BY GC/MS		**SW8260B**				Analyst: SK
Dichlorodifluoromethane	ND	55		µg/Kg-dry	1	10/18/01 6:13:00 PM
Chloromethane	ND	55		µg/Kg-dry	1	10/18/01 6:13:00 PM
Vinyl chloride	ND	28		µg/Kg-dry	1	10/18/01 6:13:00 PM
Chloroethane	ND	55		µg/Kg-dry	1	10/18/01 6:13:00 PM
Bromomethane	ND	55		µg/Kg-dry	1	10/18/01 6:13:00 PM
Trichlorofluoromethane	ND	55		µg/Kg-dry	1	10/18/01 6:13:00 PM
Acetone	ND	280		µg/Kg-dry	1	10/18/01 6:13:00 PM
1,1-Dichloroethene	ND	28		µg/Kg-dry	1	10/18/01 6:13:00 PM
Carbon disulfide	ND	55		µg/Kg-dry	1	10/18/01 6:13:00 PM
Methylene chloride	ND	55		µg/Kg-dry	1	10/18/01 6:13:00 PM
Methyl tert-butyl ether	ND	28		µg/Kg-dry	1	10/18/01 6:13:00 PM
trans-1,2-Dichloroethene	ND	28		µg/Kg-dry	1	10/18/01 6:13:00 PM
1,1-Dichloroethane	ND	28		µg/Kg-dry	1	10/18/01 6:13:00 PM
2-Butanone	ND	280		µg/Kg-dry	1	10/18/01 6:13:00 PM
2,2-Dichloropropane	ND	28		µg/Kg-dry	1	10/18/01 6:13:00 PM
cis-1,2-Dichloroethene	ND	28		µg/Kg-dry	1	10/18/01 6:13:00 PM
Chloroform	ND	28		µg/Kg-dry	1	10/18/01 6:13:00 PM
Bromochloromethane	ND	28		µg/Kg-dry	1	10/18/01 6:13:00 PM
1,1,1-Trichloroethane	ND	28		µg/Kg-dry	1	10/18/01 6:13:00 PM
1,1-Dichloropropene	ND	28		µg/Kg-dry	1	10/18/01 6:13:00 PM
Carbon tetrachloride	ND	28		µg/Kg-dry	1	10/18/01 6:13:00 PM
1,2-Dichloroethane	ND	28		µg/Kg-dry	1	10/18/01 6:13:00 PM
Benzene	ND	28		µg/Kg-dry	1	10/18/01 6:13:00 PM
Trichloroethene	ND	28		µg/Kg-dry	1	10/18/01 6:13:00 PM
1,2-Dichloropropane	ND	28		µg/Kg-dry	1	10/18/01 6:13:00 PM
Bromodichloromethane	ND	28		µg/Kg-dry	1	10/18/01 6:13:00 PM
Dibromomethane	ND	28		µg/Kg-dry	1	10/18/01 6:13:00 PM
4-Methyl-2-pentanone	ND	280		µg/Kg-dry	1	10/18/01 6:13:00 PM
cis-1,3-Dichloropropene	ND	28		µg/Kg-dry	1	10/18/01 6:13:00 PM
Toluene	ND	28		µg/Kg-dry	1	10/18/01 6:13:00 PM
trans-1,3-Dichloropropene	ND	28		µg/Kg-dry	1	10/18/01 6:13:00 PM
1,1,2-Trichloroethane	ND	28		µg/Kg-dry	1	10/18/01 6:13:00 PM
1,2-Dibromoethane	ND	28		µg/Kg-dry	1	10/18/01 6:13:00 PM
2-Hexanone	ND	280		µg/Kg-dry	1	10/18/01 6:13:00 PM
1,3-Dichloropropane	ND	28		µg/Kg-dry	1	10/18/01 6:13:00 PM
Tetrachloroethene	ND	28		µg/Kg-dry	1	10/18/01 6:13:00 PM
Dibromochloromethane	ND	28		µg/Kg-dry	1	10/18/01 6:13:00 PM
Chlorobenzene	ND	28		µg/Kg-dry	1	10/18/01 6:13:00 PM

Qualifiers:

ND - Not Detected at the Reporting Limit

J - Analyte detected below quantitation limits

B - Analyte detected in the associated Method Blank

H - Method prescribed holding time exceeded

S - Spike Recovery outside accepted recovery limits

R - RPD outside accepted recovery limits

E - Value above quantitation range

- See Case Narrative

RL - Reporting Limit; defined as the lowest concentration the laboratory can accurately quantitate.

AMRO Environmental Laboratories Corp.

Date: *23-Oct-01*

CLIENT:	STV Incorporated	**Client Sample ID:**	TE-MW-2-20 (5')
Lab Order:	0110085		
Project:	0710730 East Side Access	**Collection Date:**	10/8/01
Lab ID:	0110085-03A	**Matrix:**	SOIL

Analyses	Result	RL	Qual	Units	DF	Date Analyzed
1,1,1,2-Tetrachloroethane	ND	28		µg/Kg-dry	1	10/18/01 6:13:00 PM
Ethylbenzene	ND	28		µg/Kg-dry	1	10/18/01 6:13:00 PM
m,p-Xylene	ND	28		µg/Kg-dry	1	10/18/01 6:13:00 PM
o-Xylene	ND	28		µg/Kg-dry	1	10/18/01 6:13:00 PM
Styrene	ND	28		µg/Kg-dry	1	10/18/01 6:13:00 PM
Bromoform	ND	28		µg/Kg-dry	1	10/18/01 6:13:00 PM
Isopropylbenzene	ND	28		µg/Kg-dry	1	10/18/01 6:13:00 PM
1,1,2,2-Tetrachloroethane	ND	28		µg/Kg-dry	1	10/18/01 6:13:00 PM
1,2,3-Trichloropropane	ND	28		µg/Kg-dry	1	10/18/01 6:13:00 PM
Bromobenzene	ND	28		µg/Kg-dry	1	10/18/01 6:13:00 PM
n-Propylbenzene	ND	28		µg/Kg-dry	1	10/18/01 6:13:00 PM
2-Chlorotoluene	ND	28		µg/Kg-dry	1	10/18/01 6:13:00 PM
4-Chlorotoluene	ND	28		µg/Kg-dry	1	10/18/01 6:13:00 PM
1,3,5-Trimethylbenzene	ND	28		µg/Kg-dry	1	10/18/01 6:13:00 PM
tert-Butylbenzene	ND	28		µg/Kg-dry	1	10/18/01 6:13:00 PM
1,2,4-Trimethylbenzene	ND	28		µg/Kg-dry	1	10/18/01 6:13:00 PM
sec-Butylbenzene	ND	28		µg/Kg-dry	1	10/18/01 6:13:00 PM
4-Isopropyltoluene	ND	28		µg/Kg-dry	1	10/18/01 6:13:00 PM
1,3-Dichlorobenzene	ND	28		µg/Kg-dry	1	10/18/01 6:13:00 PM
1,4-Dichlorobenzene	ND	28		µg/Kg-dry	1	10/18/01 6:13:00 PM
n-Butylbenzene	ND	28		µg/Kg-dry	1	10/18/01 6:13:00 PM
1,2-Dichlorobenzene	ND	28		µg/Kg-dry	1	10/18/01 6:13:00 PM
1,2-Dibromo-3-chloropropane	ND	55		µg/Kg-dry	1	10/18/01 6:13:00 PM
1,2,4-Trichlorobenzene	ND	28		µg/Kg-dry	1	10/18/01 6:13:00 PM
Hexachlorobutadiene	ND	28		µg/Kg-dry	1	10/18/01 6:13:00 PM
Naphthalene	ND	55		µg/Kg-dry	1	10/18/01 6:13:00 PM
1,2,3-Trichlorobenzene	ND	28		µg/Kg-dry	1	10/18/01 6:13:00 PM

Qualifiers:

ND - Not Detected at the Reporting Limit
J - Analyte detected below quantitation limits
B - Analyte detected in the associated Method Blank
H - Method prescribed holding time exceeded
S - Spike Recovery outside accepted recovery limits
R - RPD outside accepted recovery limits
E - Value above quantitation range
- See Case Narrative
RL - Reporting Limit; defined as the lowest concentration the laboratory can accurately quantitate.

AMRO Environmental Laboratories Corp.

Date: *23-Oct-01*

CLIENT:	STV Incorporated	**Client Sample ID:**	TE-MW-2-15 (3.5')
Lab Order:	0110085		
Project:	0710730 East Side Access	**Collection Date:**	10/8/01
Lab ID:	0110085-04A	**Matrix:**	SOIL

Analyses	Result	RL	Qual	Units	DF	Date Analyzed
VOLATILES BY GC/MS		**SW8260B**				Analyst: SK
Dichlorodifluoromethane	ND	71		µg/Kg-dry	1	10/20/01 4:57:00 PM
Chloromethane	ND	71		µg/Kg-dry	1	10/20/01 4:57:00 PM
Vinyl chloride	ND	35		µg/Kg-dry	1	10/20/01 4:57:00 PM
Chloroethane	ND	71		µg/Kg-dry	1	10/20/01 4:57:00 PM
Bromomethane	ND	71		µg/Kg-dry	1	10/20/01 4:57:00 PM
Trichlorofluoromethane	ND	71		µg/Kg-dry	1	10/20/01 4:57:00 PM
Acetone	580	350		µg/Kg-dry	1	10/20/01 4:57:00 PM
1,1-Dichloroethene	ND	35		µg/Kg-dry	1	10/20/01 4:57:00 PM
Carbon disulfide	ND	71		µg/Kg-dry	1	10/20/01 4:57:00 PM
Methylene chloride	140	71		µg/Kg-dry	1	10/20/01 4:57:00 PM
Methyl tert-butyl ether	ND	35		µg/Kg-dry	1	10/20/01 4:57:00 PM
trans-1,2-Dichloroethene	ND	35		µg/Kg-dry	1	10/20/01 4:57:00 PM
1,1-Dichloroethane	ND	35		µg/Kg-dry	1	10/20/01 4:57:00 PM
2-Butanone	ND	350		µg/Kg-dry	1	10/20/01 4:57:00 PM
2,2-Dichloropropane	ND	35		µg/Kg-dry	1	10/20/01 4:57:00 PM
cis-1,2-Dichloroethene	ND	35		µg/Kg-dry	1	10/20/01 4:57:00 PM
Chloroform	ND	35		µg/Kg-dry	1	10/20/01 4:57:00 PM
Bromochloromethane	ND	35		µg/Kg-dry	1	10/20/01 4:57:00 PM
1,1,1-Trichloroethane	ND	35		µg/Kg-dry	1	10/20/01 4:57:00 PM
1,1-Dichloropropene	ND	35		µg/Kg-dry	1	10/20/01 4:57:00 PM
Carbon tetrachloride	ND	35		µg/Kg-dry	1	10/20/01 4:57:00 PM
1,2-Dichloroethane	ND	35		µg/Kg-dry	1	10/20/01 4:57:00 PM
Benzene	ND	35		µg/Kg-dry	1	10/20/01 4:57:00 PM
Trichloroethene	ND	35		µg/Kg-dry	1	10/20/01 4:57:00 PM
1,2-Dichloropropane	ND	35		µg/Kg-dry	1	10/20/01 4:57:00 PM
Bromodichloromethane	ND	35		µg/Kg-dry	1	10/20/01 4:57:00 PM
Dibromomethane	ND	35		µg/Kg-dry	1	10/20/01 4:57:00 PM
4-Methyl-2-pentanone	ND	350		µg/Kg-dry	1	10/20/01 4:57:00 PM
cis-1,3-Dichloropropene	ND	35		µg/Kg-dry	1	10/20/01 4:57:00 PM
Toluene	ND	35		µg/Kg-dry	1	10/20/01 4:57:00 PM
trans-1,3-Dichloropropene	ND	35		µg/Kg-dry	1	10/20/01 4:57:00 PM
1,1,2-Trichloroethane	ND	35		µg/Kg-dry	1	10/20/01 4:57:00 PM
1,2-Dibromoethane	ND	35		µg/Kg-dry	1	10/20/01 4:57:00 PM
2-Hexanone	ND	350		µg/Kg-dry	1	10/20/01 4:57:00 PM
1,3-Dichloropropane	ND	35		µg/Kg-dry	1	10/20/01 4:57:00 PM
Tetrachloroethene	ND	35		µg/Kg-dry	1	10/20/01 4:57:00 PM
Dibromochloromethane	ND	35		µg/Kg-dry	1	10/20/01 4:57:00 PM
Chlorobenzene	ND	35		µg/Kg-dry	1	10/20/01 4:57:00 PM

Qualifiers:

ND - Not Detected at the Reporting Limit

J - Analyte detected below quantitation limits

B - Analyte detected in the associated Method Blank

H - Method prescribed holding time exceeded

S - Spike Recovery outside accepted recovery limits

R - RPD outside accepted recovery limits

E - Value above quantitation range

- See Case Narrative

RL - Reporting Limit; defined as the lowest concentration the laboratory can accurately quantitate.

AMRO Environmental Laboratories Corp.

Date: *23-Oct-01*

CLIENT:	STV Incorporated	**Client Sample ID:**	TE-MW-2-15 (3.5')
Lab Order:	0110085		
Project:	0710730 East Side Access	**Collection Date:**	10/8/01
Lab ID:	0110085-04A	**Matrix:**	SOIL

Analyses	Result	RL	Qual	Units	DF	Date Analyzed
1,1,1,2-Tetrachloroethane	ND	35		µg/Kg-dry	1	10/20/01 4:57:00 PM
Ethylbenzene	ND	35		µg/Kg-dry	1	10/20/01 4:57:00 PM
m,p-Xylene	ND	35		µg/Kg-dry	1	10/20/01 4:57:00 PM
o-Xylene	ND	35		µg/Kg-dry	1	10/20/01 4:57:00 PM
Styrene	ND	35		µg/Kg-dry	1	10/20/01 4:57:00 PM
Bromoform	ND	35		µg/Kg-dry	1	10/20/01 4:57:00 PM
Isopropylbenzene	ND	35		µg/Kg-dry	1	10/20/01 4:57:00 PM
1,1,2,2-Tetrachloroethane	ND	35		µg/Kg-dry	1	10/20/01 4:57:00 PM
1,2,3-Trichloropropane	ND	35		µg/Kg-dry	1	10/20/01 4:57:00 PM
Bromobenzene	ND	35		µg/Kg-dry	1	10/20/01 4:57:00 PM
n-Propylbenzene	ND	35		µg/Kg-dry	1	10/20/01 4:57:00 PM
2-Chlorotoluene	ND	35		µg/Kg-dry	1	10/20/01 4:57:00 PM
4-Chlorotoluene	ND	35		µg/Kg-dry	1	10/20/01 4:57:00 PM
1,3,5-Trimethylbenzene	ND	35		µg/Kg-dry	1	10/20/01 4:57:00 PM
tert-Butylbenzene	ND	35		µg/Kg-dry	1	10/20/01 4:57:00 PM
1,2,4-Trimethylbenzene	ND	35		µg/Kg-dry	1	10/20/01 4:57:00 PM
sec-Butylbenzene	ND	35		µg/Kg-dry	1	10/20/01 4:57:00 PM
4-Isopropyltoluene	ND	35		µg/Kg-dry	1	10/20/01 4:57:00 PM
1,3-Dichlorobenzene	ND	35		µg/Kg-dry	1	10/20/01 4:57:00 PM
1,4-Dichlorobenzene	ND	35		µg/Kg-dry	1	10/20/01 4:57:00 PM
n-Butylbenzene	ND	35		µg/Kg-dry	1	10/20/01 4:57:00 PM
1,2-Dichlorobenzene	ND	35		µg/Kg-dry	1	10/20/01 4:57:00 PM
1,2-Dibromo-3-chloropropane	ND	71		µg/Kg-dry	1	10/20/01 4:57:00 PM
1,2,4-Trichlorobenzene	ND	35		µg/Kg-dry	1	10/20/01 4:57:00 PM
Hexachlorobutadiene	ND	35		µg/Kg-dry	1	10/20/01 4:57:00 PM
Naphthalene	ND	71		µg/Kg-dry	1	10/20/01 4:57:00 PM
1,2,3-Trichlorobenzene	ND	35		µg/Kg-dry	1	10/20/01 4:57:00 PM

Qualifiers:

ND - Not Detected at the Reporting Limit
J - Analyte detected below quantitation limits
B - Analyte detected in the associated Method Blank
H - Method prescribed holding time exceeded
S - Spike Recovery outside accepted recovery limits
R - RPD outside accepted recovery limits
E - Value above quantitation range
- See Case Narrative
RL - Reporting Limit; defined as the lowest concentration the laboratory can accurately quantitate.

AMRO Environmental Laboratories Corp.

Date: *23-Oct-01*

CLIENT:	STV Incorporated	**Client Sample ID:**	TE-MW-2-16 (5')
Lab Order:	0110085		
Project:	0710730 East Side Access	**Collection Date:**	10/8/01
Lab ID:	0110085-05A	**Matrix:**	SOIL

Analyses	Result	RL	Qual	Units	DF	Date Analyzed
VOLATILES BY GC/MS		**SW8260B**				Analyst: SK
Dichlorodifluoromethane	ND	56		µg/Kg-dry	1	10/22/01 8:47:00 PM
Chloromethane	ND	56		µg/Kg-dry	1	10/22/01 8:47:00 PM
Vinyl chloride	ND	28		µg/Kg-dry	1	10/22/01 8:47:00 PM
Chloroethane	ND	56		µg/Kg-dry	1	10/22/01 8:47:00 PM
Bromomethane	ND	56		µg/Kg-dry	1	10/22/01 8:47:00 PM
Trichlorofluoromethane	ND	56		µg/Kg-dry	1	10/22/01 8:47:00 PM
Acetone	ND	280		µg/Kg-dry	1	10/22/01 8:47:00 PM
1,1-Dichloroethene	ND	28		µg/Kg-dry	1	10/22/01 8:47:00 PM
Carbon disulfide	ND	56		µg/Kg-dry	1	10/22/01 8:47:00 PM
Methylene chloride	66	56		µg/Kg-dry	1	10/22/01 8:47:00 PM
Methyl tert-butyl ether	ND	28		µg/Kg-dry	1	10/22/01 8:47:00 PM
trans-1,2-Dichloroethene	ND	28		µg/Kg-dry	1	10/22/01 8:47:00 PM
1,1-Dichloroethane	ND	28		µg/Kg-dry	1	10/22/01 8:47:00 PM
2-Butanone	ND	280		µg/Kg-dry	1	10/22/01 8:47:00 PM
2,2-Dichloropropane	ND	28		µg/Kg-dry	1	10/22/01 8:47:00 PM
cis-1,2-Dichloroethene	ND	28		µg/Kg-dry	1	10/22/01 8:47:00 PM
Chloroform	ND	28		µg/Kg-dry	1	10/22/01 8:47:00 PM
Bromochloromethane	ND	28		µg/Kg-dry	1	10/22/01 8:47:00 PM
1,1,1-Trichloroethane	ND	28		µg/Kg-dry	1	10/22/01 8:47:00 PM
1,1-Dichloropropene	ND	28		µg/Kg-dry	1	10/22/01 8:47:00 PM
Carbon tetrachloride	ND	28		µg/Kg-dry	1	10/22/01 8:47:00 PM
1,2-Dichloroethane	ND	28		µg/Kg-dry	1	10/22/01 8:47:00 PM
Benzene	ND	28		µg/Kg-dry	1	10/22/01 8:47:00 PM
Trichloroethene	ND	28		µg/Kg-dry	1	10/22/01 8:47:00 PM
1,2-Dichloropropane	ND	28		µg/Kg-dry	1	10/22/01 8:47:00 PM
Bromodichloromethane	ND	28		µg/Kg-dry	1	10/22/01 8:47:00 PM
Dibromomethane	ND	28		µg/Kg-dry	1	10/22/01 8:47:00 PM
4-Methyl-2-pentanone	ND	280		µg/Kg-dry	1	10/22/01 8:47:00 PM
cis-1,3-Dichloropropene	ND	28		µg/Kg-dry	1	10/22/01 8:47:00 PM
Toluene	ND	28		µg/Kg-dry	1	10/22/01 8:47:00 PM
trans-1,3-Dichloropropene	ND	28		µg/Kg-dry	1	10/22/01 8:47:00 PM
1,1,2-Trichloroethane	ND	28		µg/Kg-dry	1	10/22/01 8:47:00 PM
1,2-Dibromoethane	ND	28		µg/Kg-dry	1	10/22/01 8:47:00 PM
2-Hexanone	ND	280		µg/Kg-dry	1	10/22/01 8:47:00 PM
1,3-Dichloropropane	ND	28		µg/Kg-dry	1	10/22/01 8:47:00 PM
Tetrachloroethene	ND	28		µg/Kg-dry	1	10/22/01 8:47:00 PM
Dibromochloromethane	ND	28		µg/Kg-dry	1	10/22/01 8:47:00 PM
Chlorobenzene	ND	28		µg/Kg-dry	1	10/22/01 8:47:00 PM

Qualifiers:

ND - Not Detected at the Reporting Limit

J - Analyte detected below quantitation limits

B - Analyte detected in the associated Method Blank

H - Method prescribed holding time exceeded

S - Spike Recovery outside accepted recovery limits

R - RPD outside accepted recovery limits

E - Value above quantitation range

- See Case Narrative

RL - Reporting Limit; defined as the lowest concentration the laboratory can accurately quantitate.

AMRO Environmental Laboratories Corp.

Date: *23-Oct-01*

CLIENT:	STV Incorporated	**Client Sample ID:**	TE-MW-2-16 (5')
Lab Order:	0110085		
Project:	0710730 East Side Access	**Collection Date:**	10/8/01
Lab ID:	0110085-05A	**Matrix:**	SOIL

Analyses	Result	RL	Qual	Units	DF	Date Analyzed
1,1,1,2-Tetrachloroethane	ND	28		µg/Kg-dry	1	10/22/01 8:47:00 PM
Ethylbenzene	ND	28		µg/Kg-dry	1	10/22/01 8:47:00 PM
m,p-Xylene	ND	28		µg/Kg-dry	1	10/22/01 8:47:00 PM
o-Xylene	ND	28		µg/Kg-dry	1	10/22/01 8:47:00 PM
Styrene	ND	28		µg/Kg-dry	1	10/22/01 8:47:00 PM
Bromoform	ND	28		µg/Kg-dry	1	10/22/01 8:47:00 PM
Isopropylbenzene	ND	28		µg/Kg-dry	1	10/22/01 8:47:00 PM
1,1,2,2-Tetrachloroethane	ND	28		µg/Kg-dry	1	10/22/01 8:47:00 PM
1,2,3-Trichloropropane	ND	28		µg/Kg-dry	1	10/22/01 8:47:00 PM
Bromobenzene	ND	28		µg/Kg-dry	1	10/22/01 8:47:00 PM
n-Propylbenzene	ND	28		µg/Kg-dry	1	10/22/01 8:47:00 PM
2-Chlorotoluene	ND	28		µg/Kg-dry	1	10/22/01 8:47:00 PM
4-Chlorotoluene	ND	28		µg/Kg-dry	1	10/22/01 8:47:00 PM
1,3,5-Trimethylbenzene	ND	28		µg/Kg-dry	1	10/22/01 8:47:00 PM
tert-Butylbenzene	ND	28		µg/Kg-dry	1	10/22/01 8:47:00 PM
1,2,4-Trimethylbenzene	ND	28		µg/Kg-dry	1	10/22/01 8:47:00 PM
sec-Butylbenzene	ND	28		µg/Kg-dry	1	10/22/01 8:47:00 PM
4-Isopropyltoluene	ND	28		µg/Kg-dry	1	10/22/01 8:47:00 PM
1,3-Dichlorobenzene	ND	28		µg/Kg-dry	1	10/22/01 8:47:00 PM
1,4-Dichlorobenzene	ND	28		µg/Kg-dry	1	10/22/01 8:47:00 PM
n-Butylbenzene	ND	28		µg/Kg-dry	1	10/22/01 8:47:00 PM
1,2-Dichlorobenzene	ND	28		µg/Kg-dry	1	10/22/01 8:47:00 PM
1,2-Dibromo-3-chloropropane	ND	56		µg/Kg-dry	1	10/22/01 8:47:00 PM
1,2,4-Trichlorobenzene	ND	28		µg/Kg-dry	1	10/22/01 8:47:00 PM
Hexachlorobutadiene	ND	28		µg/Kg-dry	1	10/22/01 8:47:00 PM
Naphthalene	ND	56		µg/Kg-dry	1	10/22/01 8:47:00 PM
1,2,3-Trichlorobenzene	ND	28		µg/Kg-dry	1	10/22/01 8:47:00 PM

Qualifiers:

ND - Not Detected at the Reporting Limit
J - Analyte detected below quantitation limits
B - Analyte detected in the associated Method Blank
H - Method prescribed holding time exceeded
S - Spike Recovery outside accepted recovery limits
R - RPD outside accepted recovery limits
E - Value above quantitation range
- See Case Narrative
RL - Reporting Limit; defined as the lowest concentration the laboratory can accurately quantitate.

AMRO Environmental Laboratories Corp.

Date: *23-Oct-01*

CLIENT:	STV Incorporated	**Client Sample ID:**	TE-MW-2-17 (4')
Lab Order:	0110085		
Project:	0710730 East Side Access	**Collection Date:**	10/8/01
Lab ID:	0110085-06A	**Matrix:**	SOIL

Analyses	Result	RL	Qual	Units	DF	Date Analyzed
VOLATILES BY GC/MS		**SW8260B**				Analyst: SK
Dichlorodifluoromethane	ND	65		µg/Kg-dry	1	10/18/01 7:23:00 PM
Chloromethane	ND	65		µg/Kg-dry	1	10/18/01 7:23:00 PM
Vinyl chloride	ND	32		µg/Kg-dry	1	10/18/01 7:23:00 PM
Chloroethane	ND	65		µg/Kg-dry	1	10/18/01 7:23:00 PM
Bromomethane	ND	65		µg/Kg-dry	1	10/18/01 7:23:00 PM
Trichlorofluoromethane	ND	65		µg/Kg-dry	1	10/18/01 7:23:00 PM
Acetone	ND	320		µg/Kg-dry	1	10/18/01 7:23:00 PM
1,1-Dichloroethene	ND	32		µg/Kg-dry	1	10/18/01 7:23:00 PM
Carbon disulfide	ND	65		µg/Kg-dry	1	10/18/01 7:23:00 PM
Methylene chloride	ND	65		µg/Kg-dry	1	10/18/01 7:23:00 PM
Methyl tert-butyl ether	ND	32		µg/Kg-dry	1	10/18/01 7:23:00 PM
trans-1,2-Dichloroethene	ND	32		µg/Kg-dry	1	10/18/01 7:23:00 PM
1,1-Dichloroethane	ND	32		µg/Kg-dry	1	10/18/01 7:23:00 PM
2-Butanone	ND	320		µg/Kg-dry	1	10/18/01 7:23:00 PM
2,2-Dichloropropane	ND	32		µg/Kg-dry	1	10/18/01 7:23:00 PM
cis-1,2-Dichloroethene	ND	32		µg/Kg-dry	1	10/18/01 7:23:00 PM
Chloroform	ND	32		µg/Kg-dry	1	10/18/01 7:23:00 PM
Bromochloromethane	ND	32		µg/Kg-dry	1	10/18/01 7:23:00 PM
1,1,1-Trichloroethane	ND	32		µg/Kg-dry	1	10/18/01 7:23:00 PM
1,1-Dichloropropene	ND	32		µg/Kg-dry	1	10/18/01 7:23:00 PM
Carbon tetrachloride	ND	32		µg/Kg-dry	1	10/18/01 7:23:00 PM
1,2-Dichloroethane	ND	32		µg/Kg-dry	1	10/18/01 7:23:00 PM
Benzene	ND	32		µg/Kg-dry	1	10/18/01 7:23:00 PM
Trichloroethene	ND	32		µg/Kg-dry	1	10/18/01 7:23:00 PM
1,2-Dichloropropane	ND	32		µg/Kg-dry	1	10/18/01 7:23:00 PM
Bromodichloromethane	ND	32		µg/Kg-dry	1	10/18/01 7:23:00 PM
Dibromomethane	ND	32		µg/Kg-dry	1	10/18/01 7:23:00 PM
4-Methyl-2-pentanone	ND	320		µg/Kg-dry	1	10/18/01 7:23:00 PM
cis-1,3-Dichloropropene	ND	32		µg/Kg-dry	1	10/18/01 7:23:00 PM
Toluene	ND	32		µg/Kg-dry	1	10/18/01 7:23:00 PM
trans-1,3-Dichloropropene	ND	32		µg/Kg-dry	1	10/18/01 7:23:00 PM
1,1,2-Trichloroethane	ND	32		µg/Kg-dry	1	10/18/01 7:23:00 PM
1,2-Dibromoethane	ND	32		µg/Kg-dry	1	10/18/01 7:23:00 PM
2-Hexanone	ND	320		µg/Kg-dry	1	10/18/01 7:23:00 PM
1,3-Dichloropropane	ND	32		µg/Kg-dry	1	10/18/01 7:23:00 PM
Tetrachloroethene	ND	32		µg/Kg-dry	1	10/18/01 7:23:00 PM
Dibromochloromethane	ND	32		µg/Kg-dry	1	10/18/01 7:23:00 PM
Chlorobenzene	ND	32		µg/Kg-dry	1	10/18/01 7:23:00 PM

Qualifiers:

ND - Not Detected at the Reporting Limit
J - Analyte detected below quantitation limits
B - Analyte detected in the associated Method Blank
H - Method prescribed holding time exceeded
S - Spike Recovery outside accepted recovery limits
R - RPD outside accepted recovery limits
E - Value above quantitation range
- See Case Narrative
RL - Reporting Limit; defined as the lowest concentration the laboratory can accurately quantitate.

AMRO Environmental Laboratories Corp.

Date: *23-Oct-01*

CLIENT:	STV Incorporated	**Client Sample ID:**	TE-MW-2-17 (4')
Lab Order:	0110085		
Project:	0710730 East Side Access	**Collection Date:**	10/8/01
Lab ID:	0110085-06A	**Matrix:**	SOIL

Analyses	Result	RL	Qual	Units	DF	Date Analyzed
1,1,1,2-Tetrachloroethane	ND	32		µg/Kg-dry	1	10/18/01 7:23:00 PM
Ethylbenzene	ND	32		µg/Kg-dry	1	10/18/01 7:23:00 PM
m,p-Xylene	ND	32		µg/Kg-dry	1	10/18/01 7:23:00 PM
o-Xylene	ND	32		µg/Kg-dry	1	10/18/01 7:23:00 PM
Styrene	ND	32		µg/Kg-dry	1	10/18/01 7:23:00 PM
Bromoform	ND	32		µg/Kg-dry	1	10/18/01 7:23:00 PM
Isopropylbenzene	ND	32		µg/Kg-dry	1	10/18/01 7:23:00 PM
1,1,2,2-Tetrachloroethane	ND	32		µg/Kg-dry	1	10/18/01 7:23:00 PM
1,2,3-Trichloropropane	ND	32		µg/Kg-dry	1	10/18/01 7:23:00 PM
Bromobenzene	ND	32		µg/Kg-dry	1	10/18/01 7:23:00 PM
n-Propylbenzene	ND	32		µg/Kg-dry	1	10/18/01 7:23:00 PM
2-Chlorotoluene	ND	32		µg/Kg-dry	1	10/18/01 7:23:00 PM
4-Chlorotoluene	ND	32		µg/Kg-dry	1	10/18/01 7:23:00 PM
1,3,5-Trimethylbenzene	ND	32		µg/Kg-dry	1	10/18/01 7:23:00 PM
tert-Butylbenzene	ND	32		µg/Kg-dry	1	10/18/01 7:23:00 PM
1,2,4-Trimethylbenzene	ND	32		µg/Kg-dry	1	10/18/01 7:23:00 PM
sec-Butylbenzene	ND	32		µg/Kg-dry	1	10/18/01 7:23:00 PM
4-Isopropyltoluene	ND	32		µg/Kg-dry	1	10/18/01 7:23:00 PM
1,3-Dichlorobenzene	ND	32		µg/Kg-dry	1	10/18/01 7:23:00 PM
1,4-Dichlorobenzene	ND	32		µg/Kg-dry	1	10/18/01 7:23:00 PM
n-Butylbenzene	ND	32		µg/Kg-dry	1	10/18/01 7:23:00 PM
1,2-Dichlorobenzene	ND	32		µg/Kg-dry	1	10/18/01 7:23:00 PM
1,2-Dibromo-3-chloropropane	ND	65		µg/Kg-dry	1	10/18/01 7:23:00 PM
1,2,4-Trichlorobenzene	ND	32		µg/Kg-dry	1	10/18/01 7:23:00 PM
Hexachlorobutadiene	ND	32		µg/Kg-dry	1	10/18/01 7:23:00 PM
Naphthalene	ND	65		µg/Kg-dry	1	10/18/01 7:23:00 PM
1,2,3-Trichlorobenzene	ND	32		µg/Kg-dry	1	10/18/01 7:23:00 PM

Qualifiers:

ND - Not Detected at the Reporting Limit
J - Analyte detected below quantitation limits
B - Analyte detected in the associated Method Blank
H - Method prescribed holding time exceeded
S - Spike Recovery outside accepted recovery limits
R - RPD outside accepted recovery limits
E - Value above quantitation range
- See Case Narrative
RL - Reporting Limit; defined as the lowest concentration the laboratory can accurately quantitate.

AMRO Environmental Laboratories Corp.

Date: *23-Oct-01*

CLIENT:	STV Incorporated	**Client Sample ID:**	TE-MW-2-18 3-7'
Lab Order:	0110085		
Project:	0710730 East Side Access	**Collection Date:**	10/8/01
Lab ID:	0110085-01B	**Matrix:**	SOIL

Analyses	Result	RL	Qual	Units	DF	Date Analyzed
SEMIVOLATILE ORGANICS		**SW8270C**				Analyst: KD
Phenol	ND	280		µg/Kg-dry	1	10/11/01 5:56:00 PM
Bis(2-chloroethyl)ether	ND	280		µg/Kg-dry	1	10/11/01 5:56:00 PM
2-Chlorophenol	ND	280		µg/Kg-dry	1	10/11/01 5:56:00 PM
1,3-Dichlorobenzene	ND	280		µg/Kg-dry	1	10/11/01 5:56:00 PM
1,4-Dichlorobenzene	ND	280		µg/Kg-dry	1	10/11/01 5:56:00 PM
Benzyl alcohol	ND	550		µg/Kg-dry	1	10/11/01 5:56:00 PM
2-Methylphenol	ND	280		µg/Kg-dry	1	10/11/01 5:56:00 PM
1,2-Dichlorobenzene	ND	280		µg/Kg-dry	1	10/11/01 5:56:00 PM
Bis(2-chloroisopropyl)ether	ND	280		µg/Kg-dry	1	10/11/01 5:56:00 PM
4-Methylphenol	ND	280		µg/Kg-dry	1	10/11/01 5:56:00 PM
N-Nitrosodi-n-propylamine	ND	280		µg/Kg-dry	1	10/11/01 5:56:00 PM
Hexachloroethane	ND	280		µg/Kg-dry	1	10/11/01 5:56:00 PM
Nitrobenzene	ND	280		µg/Kg-dry	1	10/11/01 5:56:00 PM
Isophorone	ND	280		µg/Kg-dry	1	10/11/01 5:56:00 PM
2,4-Dimethylphenol	ND	280		µg/Kg-dry	1	10/11/01 5:56:00 PM
Benzoic acid	ND	550		µg/Kg-dry	1	10/11/01 5:56:00 PM
2-Nitrophenol	ND	280		µg/Kg-dry	1	10/11/01 5:56:00 PM
Bis(2-chloroethoxy)methane	ND	280		µg/Kg-dry	1	10/11/01 5:56:00 PM
2,4-Dichlorophenol	ND	280		µg/Kg-dry	1	10/11/01 5:56:00 PM
1,2,4-Trichlorobenzene	ND	280		µg/Kg-dry	1	10/11/01 5:56:00 PM
Naphthalene	ND	280		µg/Kg-dry	1	10/11/01 5:56:00 PM
4-Chloroaniline	ND	280		µg/Kg-dry	1	10/11/01 5:56:00 PM
Hexachlorobutadiene	ND	280		µg/Kg-dry	1	10/11/01 5:56:00 PM
4-Chloro-3-methylphenol	ND	550		µg/Kg-dry	1	10/11/01 5:56:00 PM
2-Methylnaphthalene	ND	280		µg/Kg-dry	1	10/11/01 5:56:00 PM
Hexachlorocyclopentadiene	ND	280		µg/Kg-dry	1	10/11/01 5:56:00 PM
2,4,6-Trichlorophenol	ND	280		µg/Kg-dry	1	10/11/01 5:56:00 PM
2,4,5-Trichlorophenol	ND	280		µg/Kg-dry	1	10/11/01 5:56:00 PM
2-Chloronaphthalene	ND	280		µg/Kg-dry	1	10/11/01 5:56:00 PM
2-Nitroaniline	ND	550		µg/Kg-dry	1	10/11/01 5:56:00 PM
Dimethyl phthalate	ND	280		µg/Kg-dry	1	10/11/01 5:56:00 PM
2,6-Dinitrotoluene	ND	280		µg/Kg-dry	1	10/11/01 5:56:00 PM
Acenaphthylene	ND	280		µg/Kg-dry	1	10/11/01 5:56:00 PM
3-Nitroaniline	ND	550		µg/Kg-dry	1	10/11/01 5:56:00 PM
4-Nitrophenol	ND	550		µg/Kg-dry	1	10/11/01 5:56:00 PM
2,4-Dinitrophenol	ND	550		µg/Kg-dry	1	10/11/01 5:56:00 PM
Acenaphthene	ND	280		µg/Kg-dry	1	10/11/01 5:56:00 PM
2,4-Dinitrotoluene	ND	280		µg/Kg-dry	1	10/11/01 5:56:00 PM

Qualifiers:

ND - Not Detected at the Reporting Limit

J - Analyte detected below quantitation limits

B - Analyte detected in the associated Method Blank

H - Method prescribed holding time exceeded

S - Spike Recovery outside accepted recovery limits

R - RPD outside accepted recovery limits

E - Value above quantitation range

- See Case Narrative

RL - Reporting Limit; defined as the lowest concentration the laboratory can accurately quantitate.

AMRO Environmental Laboratories Corp.

Date: *23-Oct-01*

CLIENT:	STV Incorporated	**Client Sample ID:**	TE-MW-2-18 3-7'
Lab Order:	0110085		
Project:	0710730 East Side Access	**Collection Date:**	10/8/01
Lab ID:	0110085-01B	**Matrix:**	SOIL

Analyses	Result	RL	Qual	Units	DF	Date Analyzed
Dibenzofuran	ND	280		µg/Kg-dry	1	10/11/01 5:56:00 PM
Diethyl phthalate	ND	280		µg/Kg-dry	1	10/11/01 5:56:00 PM
4-Chlorophenyl phenyl ether	ND	280		µg/Kg-dry	1	10/11/01 5:56:00 PM
Fluorene	ND	280		µg/Kg-dry	1	10/11/01 5:56:00 PM
4-Nitroaniline	ND	550		µg/Kg-dry	1	10/11/01 5:56:00 PM
4,6-Dinitro-2-methylphenol	ND	550		µg/Kg-dry	1	10/11/01 5:56:00 PM
N-Nitrosodiphenylamine	ND	280		µg/Kg-dry	1	10/11/01 5:56:00 PM
1,2-Diphenylhydrazine (as Azobenzene)	ND	280		µg/Kg-dry	1	10/11/01 5:56:00 PM
4-Bromophenyl phenyl ether	ND	280		µg/Kg-dry	1	10/11/01 5:56:00 PM
Hexachlorobenzene	ND	280		µg/Kg-dry	1	10/11/01 5:56:00 PM
Pentachlorophenol	ND	550		µg/Kg-dry	1	10/11/01 5:56:00 PM
Phenanthrene	1,200	280		µg/Kg-dry	1	10/11/01 5:56:00 PM
Anthracene	370	280		µg/Kg-dry	1	10/11/01 5:56:00 PM
Carbazole	ND	280		µg/Kg-dry	1	10/11/01 5:56:00 PM
Di-n-butyl phthalate	ND	280		µg/Kg-dry	1	10/11/01 5:56:00 PM
Fluoranthene	2,200	280		µg/Kg-dry	1	10/11/01 5:56:00 PM
Pyrene	2,000	280		µg/Kg-dry	1	10/11/01 5:56:00 PM
Butyl benzyl phthalate	ND	280		µg/Kg-dry	1	10/11/01 5:56:00 PM
Bis(2-ethylhexyl)phthalate	ND	280		µg/Kg-dry	1	10/11/01 5:56:00 PM
3,3'-Dichlorobenzidine	ND	280		µg/Kg-dry	1	10/11/01 5:56:00 PM
Benz(a)anthracene	1,400	280		µg/Kg-dry	1	10/11/01 5:56:00 PM
Chrysene	1,600	280		µg/Kg-dry	1	10/11/01 5:56:00 PM
Di-n-octyl phthalate	ND	280		µg/Kg-dry	1	10/11/01 5:56:00 PM
Benzo(b)fluoranthene	2,000	280		µg/Kg-dry	1	10/11/01 5:56:00 PM
Benzo(k)fluoranthene	600	280		µg/Kg-dry	1	10/11/01 5:56:00 PM
Benzo(a)pyrene	1,300	280		µg/Kg-dry	1	10/11/01 5:56:00 PM
Dibenz(a,h)anthracene	290	280		µg/Kg-dry	1	10/11/01 5:56:00 PM
Indeno(1,2,3-cd)pyrene	1,100	280		µg/Kg-dry	1	10/11/01 5:56:00 PM
Benzo(g,h,i)perylene	920	280		µg/Kg-dry	1	10/11/01 5:56:00 PM

Qualifiers:

ND - Not Detected at the Reporting Limit
J - Analyte detected below quantitation limits
B - Analyte detected in the associated Method Blank
H - Method prescribed holding time exceeded
S - Spike Recovery outside accepted recovery limits
R - RPD outside accepted recovery limits
E - Value above quantitation range
- See Case Narrative
RL - Reporting Limit; defined as the lowest concentration the laboratory can accurately quantitate.

AMRO Environmental Laboratories Corp.

Date: *23-Oct-01*

CLIENT:	STV Incorporated	**Client Sample ID:**	TE-MW-2-19 (0-5')
Lab Order:	0110085		
Project:	0710730 East Side Access	**Collection Date:**	10/8/01
Lab ID:	0110085-02B	**Matrix:**	SOIL

Analyses	Result	RL	Qual	Units	DF	Date Analyzed
SEMIVOLATILE ORGANICS		**SW8270C**				Analyst: KD
Phenol	ND	290		µg/Kg-dry	1	10/11/01 6:23:00 PM
Bis(2-chloroethyl)ether	ND	290		µg/Kg-dry	1	10/11/01 6:23:00 PM
2-Chlorophenol	ND	290		µg/Kg-dry	1	10/11/01 6:23:00 PM
1,3-Dichlorobenzene	ND	290		µg/Kg-dry	1	10/11/01 6:23:00 PM
1,4-Dichlorobenzene	ND	290		µg/Kg-dry	1	10/11/01 6:23:00 PM
Benzyl alcohol	ND	580		µg/Kg-dry	1	10/11/01 6:23:00 PM
2-Methylphenol	ND	290		µg/Kg-dry	1	10/11/01 6:23:00 PM
1,2-Dichlorobenzene	ND	290		µg/Kg-dry	1	10/11/01 6:23:00 PM
Bis(2-chloroisopropyl)ether	ND	290		µg/Kg-dry	1	10/11/01 6:23:00 PM
4-Methylphenol	ND	290		µg/Kg-dry	1	10/11/01 6:23:00 PM
N-Nitrosodi-n-propylamine	ND	290		µg/Kg-dry	1	10/11/01 6:23:00 PM
Hexachloroethane	ND	290		µg/Kg-dry	1	10/11/01 6:23:00 PM
Nitrobenzene	ND	290		µg/Kg-dry	1	10/11/01 6:23:00 PM
Isophorone	ND	290		µg/Kg-dry	1	10/11/01 6:23:00 PM
2,4-Dimethylphenol	ND	290		µg/Kg-dry	1	10/11/01 6:23:00 PM
Benzoic acid	ND	580		µg/Kg-dry	1	10/11/01 6:23:00 PM
2-Nitrophenol	ND	290		µg/Kg-dry	1	10/11/01 6:23:00 PM
Bis(2-chloroethoxy)methane	ND	290		µg/Kg-dry	1	10/11/01 6:23:00 PM
2,4-Dichlorophenol	ND	290		µg/Kg-dry	1	10/11/01 6:23:00 PM
1,2,4-Trichlorobenzene	ND	290		µg/Kg-dry	1	10/11/01 6:23:00 PM
Naphthalene	ND	290		µg/Kg-dry	1	10/11/01 6:23:00 PM
4-Chloroaniline	ND	290		µg/Kg-dry	1	10/11/01 6:23:00 PM
Hexachlorobutadiene	ND	290		µg/Kg-dry	1	10/11/01 6:23:00 PM
4-Chloro-3-methylphenol	ND	580		µg/Kg-dry	1	10/11/01 6:23:00 PM
2-Methylnaphthalene	ND	290		µg/Kg-dry	1	10/11/01 6:23:00 PM
Hexachlorocyclopentadiene	ND	290		µg/Kg-dry	1	10/11/01 6:23:00 PM
2,4,6-Trichlorophenol	ND	290		µg/Kg-dry	1	10/11/01 6:23:00 PM
2,4,5-Trichlorophenol	ND	290		µg/Kg-dry	1	10/11/01 6:23:00 PM
2-Chloronaphthalene	ND	290		µg/Kg-dry	1	10/11/01 6:23:00 PM
2-Nitroaniline	ND	580		µg/Kg-dry	1	10/11/01 6:23:00 PM
Dimethyl phthalate	ND	290		µg/Kg-dry	1	10/11/01 6:23:00 PM
2,6-Dinitrotoluene	ND	290		µg/Kg-dry	1	10/11/01 6:23:00 PM
Acenaphthylene	ND	290		µg/Kg-dry	1	10/11/01 6:23:00 PM
3-Nitroaniline	ND	580		µg/Kg-dry	1	10/11/01 6:23:00 PM
4-Nitrophenol	ND	580		µg/Kg-dry	1	10/11/01 6:23:00 PM
2,4-Dinitrophenol	ND	580		µg/Kg-dry	1	10/11/01 6:23:00 PM
Acenaphthene	ND	290		µg/Kg-dry	1	10/11/01 6:23:00 PM
2,4-Dinitrotoluene	ND	290		µg/Kg-dry	1	10/11/01 6:23:00 PM

Qualifiers:

ND - Not Detected at the Reporting Limit
J - Analyte detected below quantitation limits
B - Analyte detected in the associated Method Blank
H - Method prescribed holding time exceeded
S - Spike Recovery outside accepted recovery limits
R - RPD outside accepted recovery limits
E - Value above quantitation range
- See Case Narrative
RL - Reporting Limit; defined as the lowest concentration the laboratory can accurately quantitate.

AMRO Environmental Laboratories Corp.

Date: *23-Oct-01*

CLIENT:	STV Incorporated	**Client Sample ID:**	TE-MW-2-19 (0-5')
Lab Order:	0110085		
Project:	0710730 East Side Access	**Collection Date:**	10/8/01
Lab ID:	0110085-02B	**Matrix:**	SOIL

Analyses	Result	RL	Qual	Units	DF	Date Analyzed
Dibenzofuran	ND	290		µg/Kg-dry	1	10/11/01 6:23:00 PM
Diethyl phthalate	ND	290		µg/Kg-dry	1	10/11/01 6:23:00 PM
4-Chlorophenyl phenyl ether	ND	290		µg/Kg-dry	1	10/11/01 6:23:00 PM
Fluorene	ND	290		µg/Kg-dry	1	10/11/01 6:23:00 PM
4-Nitroaniline	ND	580		µg/Kg-dry	1	10/11/01 6:23:00 PM
4,6-Dinitro-2-methylphenol	ND	580		µg/Kg-dry	1	10/11/01 6:23:00 PM
N-Nitrosodiphenylamine	ND	290		µg/Kg-dry	1	10/11/01 6:23:00 PM
1,2-Diphenylhydrazine (as Azobenzene)	ND	290		µg/Kg-dry	1	10/11/01 6:23:00 PM
4-Bromophenyl phenyl ether	ND	290		µg/Kg-dry	1	10/11/01 6:23:00 PM
Hexachlorobenzene	ND	290		µg/Kg-dry	1	10/11/01 6:23:00 PM
Pentachlorophenol	ND	580		µg/Kg-dry	1	10/11/01 6:23:00 PM
Phenanthrene	ND	290		µg/Kg-dry	1	10/11/01 6:23:00 PM
Anthracene	ND	290		µg/Kg-dry	1	10/11/01 6:23:00 PM
Carbazole	ND	290		µg/Kg-dry	1	10/11/01 6:23:00 PM
Di-n-butyl phthalate	ND	290		µg/Kg-dry	1	10/11/01 6:23:00 PM
Fluoranthene	ND	290		µg/Kg-dry	1	10/11/01 6:23:00 PM
Pyrene	ND	290		µg/Kg-dry	1	10/11/01 6:23:00 PM
Butyl benzyl phthalate	ND	290		µg/Kg-dry	1	10/11/01 6:23:00 PM
Bis(2-ethylhexyl)phthalate	ND	290		µg/Kg-dry	1	10/11/01 6:23:00 PM
3,3'-Dichlorobenzidine	ND	290		µg/Kg-dry	1	10/11/01 6:23:00 PM
Benz(a)anthracene	ND	290		µg/Kg-dry	1	10/11/01 6:23:00 PM
Chrysene	ND	290		µg/Kg-dry	1	10/11/01 6:23:00 PM
Di-n-octyl phthalate	ND	290		µg/Kg-dry	1	10/11/01 6:23:00 PM
Benzo(b)fluoranthene	ND	290		µg/Kg-dry	1	10/11/01 6:23:00 PM
Benzo(k)fluoranthene	ND	290		µg/Kg-dry	1	10/11/01 6:23:00 PM
Benzo(a)pyrene	ND	290		µg/Kg-dry	1	10/11/01 6:23:00 PM
Dibenz(a,h)anthracene	ND	290		µg/Kg-dry	1	10/11/01 6:23:00 PM
Indeno(1,2,3-cd)pyrene	ND	290		µg/Kg-dry	1	10/11/01 6:23:00 PM
Benzo(g,h,i)perylene	ND	290		µg/Kg-dry	1	10/11/01 6:23:00 PM

Qualifiers:

ND - Not Detected at the Reporting Limit

J - Analyte detected below quantitation limits

B - Analyte detected in the associated Method Blank

H - Method prescribed holding time exceeded

S - Spike Recovery outside accepted recovery limits

R - RPD outside accepted recovery limits

E - Value above quantitation range

- See Case Narrative

RL - Reporting Limit; defined as the lowest concentration the laboratory can accurately quantitate.

AMRO Environmental Laboratories Corp.

Date: *23-Oct-01*

CLIENT:	STV Incorporated	**Client Sample ID:**	TE-MW-2-20 (0-5')
Lab Order:	0110085		
Project:	0710730 East Side Access	**Collection Date:**	10/8/01
Lab ID:	0110085-03B	**Matrix:**	SOIL

Analyses	Result	RL	Qual	Units	DF	Date Analyzed
SEMIVOLATILE ORGANICS		**SW8270C**				Analyst: KD
Phenol	ND	290		µg/Kg-dry	1	10/11/01 6:50:00 PM
Bis(2-chloroethyl)ether	ND	290		µg/Kg-dry	1	10/11/01 6:50:00 PM
2-Chlorophenol	ND	290		µg/Kg-dry	1	10/11/01 6:50:00 PM
1,3-Dichlorobenzene	ND	290		µg/Kg-dry	1	10/11/01 6:50:00 PM
1,4-Dichlorobenzene	ND	290		µg/Kg-dry	1	10/11/01 6:50:00 PM
Benzyl alcohol	ND	580		µg/Kg-dry	1	10/11/01 6:50:00 PM
2-Methylphenol	ND	290		µg/Kg-dry	1	10/11/01 6:50:00 PM
1,2-Dichlorobenzene	ND	290		µg/Kg-dry	1	10/11/01 6:50:00 PM
Bis(2-chloroisopropyl)ether	ND	290		µg/Kg-dry	1	10/11/01 6:50:00 PM
4-Methylphenol	ND	290		µg/Kg-dry	1	10/11/01 6:50:00 PM
N-Nitrosodi-n-propylamine	ND	290		µg/Kg-dry	1	10/11/01 6:50:00 PM
Hexachloroethane	ND	290		µg/Kg-dry	1	10/11/01 6:50:00 PM
Nitrobenzene	ND	290		µg/Kg-dry	1	10/11/01 6:50:00 PM
Isophorone	ND	290		µg/Kg-dry	1	10/11/01 6:50:00 PM
2,4-Dimethylphenol	ND	290		µg/Kg-dry	1	10/11/01 6:50:00 PM
Benzoic acid	ND	580		µg/Kg-dry	1	10/11/01 6:50:00 PM
2-Nitrophenol	ND	290		µg/Kg-dry	1	10/11/01 6:50:00 PM
Bis(2-chloroethoxy)methane	ND	290		µg/Kg-dry	1	10/11/01 6:50:00 PM
2,4-Dichlorophenol	ND	290		µg/Kg-dry	1	10/11/01 6:50:00 PM
1,2,4-Trichlorobenzene	ND	290		µg/Kg-dry	1	10/11/01 6:50:00 PM
Naphthalene	ND	290		µg/Kg-dry	1	10/11/01 6:50:00 PM
4-Chloroaniline	ND	290		µg/Kg-dry	1	10/11/01 6:50:00 PM
Hexachlorobutadiene	ND	290		µg/Kg-dry	1	10/11/01 6:50:00 PM
4-Chloro-3-methylphenol	ND	580		µg/Kg-dry	1	10/11/01 6:50:00 PM
2-Methylnaphthalene	ND	290		µg/Kg-dry	1	10/11/01 6:50:00 PM
Hexachlorocyclopentadiene	ND	290		µg/Kg-dry	1	10/11/01 6:50:00 PM
2,4,6-Trichlorophenol	ND	290		µg/Kg-dry	1	10/11/01 6:50:00 PM
2,4,5-Trichlorophenol	ND	290		µg/Kg-dry	1	10/11/01 6:50:00 PM
2-Chloronaphthalene	ND	290		µg/Kg-dry	1	10/11/01 6:50:00 PM
2-Nitroaniline	ND	580		µg/Kg-dry	1	10/11/01 6:50:00 PM
Dimethyl phthalate	ND	290		µg/Kg-dry	1	10/11/01 6:50:00 PM
2,6-Dinitrotoluene	ND	290		µg/Kg-dry	1	10/11/01 6:50:00 PM
Acenaphthylene	ND	290		µg/Kg-dry	1	10/11/01 6:50:00 PM
3-Nitroaniline	ND	580		µg/Kg-dry	1	10/11/01 6:50:00 PM
4-Nitrophenol	ND	580		µg/Kg-dry	1	10/11/01 6:50:00 PM
2,4-Dinitrophenol	ND	580		µg/Kg-dry	1	10/11/01 6:50:00 PM
Acenaphthene	ND	290		µg/Kg-dry	1	10/11/01 6:50:00 PM
2,4-Dinitrotoluene	ND	290		µg/Kg-dry	1	10/11/01 6:50:00 PM

Qualifiers:

ND - Not Detected at the Reporting Limit
J - Analyte detected below quantitation limits
B - Analyte detected in the associated Method Blank
H - Method prescribed holding time exceeded
S - Spike Recovery outside accepted recovery limits
R - RPD outside accepted recovery limits
E - Value above quantitation range
- See Case Narrative
RL - Reporting Limit; defined as the lowest concentration the laboratory can accurately quantitate.

AMRO Environmental Laboratories Corp.

Date: *23-Oct-01*

CLIENT:	STV Incorporated	**Client Sample ID:**	TE-MW-2-20 (0-5')
Lab Order:	0110085		
Project:	0710730 East Side Access	**Collection Date:**	10/8/01
Lab ID:	0110085-03B	**Matrix:**	SOIL

Analyses	Result	RL	Qual	Units	DF	Date Analyzed
Dibenzofuran	ND	290		µg/Kg-dry	1	10/11/01 6:50:00 PM
Diethyl phthalate	ND	290		µg/Kg-dry	1	10/11/01 6:50:00 PM
4-Chlorophenyl phenyl ether	ND	290		µg/Kg-dry	1	10/11/01 6:50:00 PM
Fluorene	ND	290		µg/Kg-dry	1	10/11/01 6:50:00 PM
4-Nitroaniline	ND	580		µg/Kg-dry	1	10/11/01 6:50:00 PM
4,6-Dinitro-2-methylphenol	ND	580		µg/Kg-dry	1	10/11/01 6:50:00 PM
N-Nitrosodiphenylamine	ND	290		µg/Kg-dry	1	10/11/01 6:50:00 PM
1,2-Diphenylhydrazine (as Azobenzene)	ND	290		µg/Kg-dry	1	10/11/01 6:50:00 PM
4-Bromophenyl phenyl ether	ND	290		µg/Kg-dry	1	10/11/01 6:50:00 PM
Hexachlorobenzene	ND	290		µg/Kg-dry	1	10/11/01 6:50:00 PM
Pentachlorophenol	ND	580		µg/Kg-dry	1	10/11/01 6:50:00 PM
Phenanthrene	790	290		µg/Kg-dry	1	10/11/01 6:50:00 PM
Anthracene	ND	290		µg/Kg-dry	1	10/11/01 6:50:00 PM
Carbazole	ND	290		µg/Kg-dry	1	10/11/01 6:50:00 PM
Di-n-butyl phthalate	ND	290		µg/Kg-dry	1	10/11/01 6:50:00 PM
Fluoranthene	710	290		µg/Kg-dry	1	10/11/01 6:50:00 PM
Pyrene	690	290		µg/Kg-dry	1	10/11/01 6:50:00 PM
Butyl benzyl phthalate	ND	290		µg/Kg-dry	1	10/11/01 6:50:00 PM
Bis(2-ethylhexyl)phthalate	ND	290		µg/Kg-dry	1	10/11/01 6:50:00 PM
3,3'-Dichlorobenzidine	ND	290		µg/Kg-dry	1	10/11/01 6:50:00 PM
Benz(a)anthracene	330	290		µg/Kg-dry	1	10/11/01 6:50:00 PM
Chrysene	360	290		µg/Kg-dry	1	10/11/01 6:50:00 PM
Di-n-octyl phthalate	ND	290		µg/Kg-dry	1	10/11/01 6:50:00 PM
Benzo(b)fluoranthene	380	290		µg/Kg-dry	1	10/11/01 6:50:00 PM
Benzo(k)fluoranthene	ND	290		µg/Kg-dry	1	10/11/01 6:50:00 PM
Benzo(a)pyrene	300	290		µg/Kg-dry	1	10/11/01 6:50:00 PM
Dibenz(a,h)anthracene	ND	290		µg/Kg-dry	1	10/11/01 6:50:00 PM
Indeno(1,2,3-cd)pyrene	ND	290		µg/Kg-dry	1	10/11/01 6:50:00 PM
Benzo(g,h,i)perylene	ND	290		µg/Kg-dry	1	10/11/01 6:50:00 PM

Qualifiers:

ND - Not Detected at the Reporting Limit
J - Analyte detected below quantitation limits
B - Analyte detected in the associated Method Blank
H - Method prescribed holding time exceeded
S - Spike Recovery outside accepted recovery limits
R - RPD outside accepted recovery limits
E - Value above quantitation range
- See Case Narrative
RL - Reporting Limit; defined as the lowest concentration the laboratory can accurately quantitate.

AMRO Environmental Laboratories Corp.

Date: *23-Oct-01*

CLIENT:	STV Incorporated	**Client Sample ID:**	TE-MW-2-15 (0-3.5')
Lab Order:	0110085		
Project:	0710730 East Side Access	**Collection Date:**	10/8/01
Lab ID:	0110085-04B	**Matrix:**	SOIL

Analyses	Result	RL	Qual	Units	DF	Date Analyzed
SEMIVOLATILE ORGANICS		**SW8270C**				Analyst: **KD**
Phenol	ND	330		µg/Kg-dry	1	10/11/01 7:17:00 PM
Bis(2-chloroethyl)ether	ND	330		µg/Kg-dry	1	10/11/01 7:17:00 PM
2-Chlorophenol	ND	330		µg/Kg-dry	1	10/11/01 7:17:00 PM
1,3-Dichlorobenzene	ND	330		µg/Kg-dry	1	10/11/01 7:17:00 PM
1,4-Dichlorobenzene	ND	330		µg/Kg-dry	1	10/11/01 7:17:00 PM
Benzyl alcohol	ND	670		µg/Kg-dry	1	10/11/01 7:17:00 PM
2-Methylphenol	ND	330		µg/Kg-dry	1	10/11/01 7:17:00 PM
1,2-Dichlorobenzene	ND	330		µg/Kg-dry	1	10/11/01 7:17:00 PM
Bis(2-chloroisopropyl)ether	ND	330		µg/Kg-dry	1	10/11/01 7:17:00 PM
4-Methylphenol	ND	330		µg/Kg-dry	1	10/11/01 7:17:00 PM
N-Nitrosodi-n-propylamine	ND	330		µg/Kg-dry	1	10/11/01 7:17:00 PM
Hexachloroethane	ND	330		µg/Kg-dry	1	10/11/01 7:17:00 PM
Nitrobenzene	ND	330		µg/Kg-dry	1	10/11/01 7:17:00 PM
Isophorone	ND	330		µg/Kg-dry	1	10/11/01 7:17:00 PM
2,4-Dimethylphenol	ND	330		µg/Kg-dry	1	10/11/01 7:17:00 PM
Benzoic acid	ND	670		µg/Kg-dry	1	10/11/01 7:17:00 PM
2-Nitrophenol	ND	330		µg/Kg-dry	1	10/11/01 7:17:00 PM
Bis(2-chloroethoxy)methane	ND	330		µg/Kg-dry	1	10/11/01 7:17:00 PM
2,4-Dichlorophenol	ND	330		µg/Kg-dry	1	10/11/01 7:17:00 PM
1,2,4-Trichlorobenzene	ND	330		µg/Kg-dry	1	10/11/01 7:17:00 PM
Naphthalene	ND	330		µg/Kg-dry	1	10/11/01 7:17:00 PM
4-Chloroaniline	ND	330		µg/Kg-dry	1	10/11/01 7:17:00 PM
Hexachlorobutadiene	ND	330		µg/Kg-dry	1	10/11/01 7:17:00 PM
4-Chloro-3-methylphenol	ND	670		µg/Kg-dry	1	10/11/01 7:17:00 PM
2-Methylnaphthalene	ND	330		µg/Kg-dry	1	10/11/01 7:17:00 PM
Hexachlorocyclopentadiene	ND	330		µg/Kg-dry	1	10/11/01 7:17:00 PM
2,4,6-Trichlorophenol	ND	330		µg/Kg-dry	1	10/11/01 7:17:00 PM
2,4,5-Trichlorophenol	ND	330		µg/Kg-dry	1	10/11/01 7:17:00 PM
2-Chloronaphthalene	ND	330		µg/Kg-dry	1	10/11/01 7:17:00 PM
2-Nitroaniline	ND	670		µg/Kg-dry	1	10/11/01 7:17:00 PM
Dimethyl phthalate	ND	330		µg/Kg-dry	1	10/11/01 7:17:00 PM
2,6-Dinitrotoluene	ND	330		µg/Kg-dry	1	10/11/01 7:17:00 PM
Acenaphthylene	ND	330		µg/Kg-dry	1	10/11/01 7:17:00 PM
3-Nitroaniline	ND	670		µg/Kg-dry	1	10/11/01 7:17:00 PM
4-Nitrophenol	ND	670		µg/Kg-dry	1	10/11/01 7:17:00 PM
2,4-Dinitrophenol	ND	670		µg/Kg-dry	1	10/11/01 7:17:00 PM
Acenaphthene	ND	330		µg/Kg-dry	1	10/11/01 7:17:00 PM
2,4-Dinitrotoluene	ND	330		µg/Kg-dry	1	10/11/01 7:17:00 PM

Qualifiers:

ND - Not Detected at the Reporting Limit

J - Analyte detected below quantitation limits

B - Analyte detected in the associated Method Blank

H - Method prescribed holding time exceeded

S - Spike Recovery outside accepted recovery limits

R - RPD outside accepted recovery limits

E - Value above quantitation range

- See Case Narrative

RL - Reporting Limit; defined as the lowest concentration the laboratory can accurately quantitate.

AMRO Environmental Laboratories Corp.

Date: *23-Oct-01*

CLIENT:	STV Incorporated	**Client Sample ID:**	TE-MW-2-15 (0-3.5')
Lab Order:	0110085		
Project:	0710730 East Side Access	**Collection Date:**	10/8/01
Lab ID:	0110085-04B	**Matrix:**	SOIL

Analyses	Result	RL	Qual	Units	DF	Date Analyzed
Dibenzofuran	ND	330		µg/Kg-dry	1	10/11/01 7:17:00 PM
Diethyl phthalate	ND	330		µg/Kg-dry	1	10/11/01 7:17:00 PM
4-Chlorophenyl phenyl ether	ND	330		µg/Kg-dry	1	10/11/01 7:17:00 PM
Fluorene	ND	330		µg/Kg-dry	1	10/11/01 7:17:00 PM
4-Nitroaniline	ND	670		µg/Kg-dry	1	10/11/01 7:17:00 PM
4,6-Dinitro-2-methylphenol	ND	670		µg/Kg-dry	1	10/11/01 7:17:00 PM
N-Nitrosodiphenylamine	ND	330		µg/Kg-dry	1	10/11/01 7:17:00 PM
1,2-Diphenylhydrazine (as Azobenzene)	ND	330		µg/Kg-dry	1	10/11/01 7:17:00 PM
4-Bromophenyl phenyl ether	ND	330		µg/Kg-dry	1	10/11/01 7:17:00 PM
Hexachlorobenzene	ND	330		µg/Kg-dry	1	10/11/01 7:17:00 PM
Pentachlorophenol	ND	670		µg/Kg-dry	1	10/11/01 7:17:00 PM
Phenanthrene	ND	330		µg/Kg-dry	1	10/11/01 7:17:00 PM
Anthracene	ND	330		µg/Kg-dry	1	10/11/01 7:17:00 PM
Carbazole	ND	330		µg/Kg-dry	1	10/11/01 7:17:00 PM
Di-n-butyl phthalate	ND	330		µg/Kg-dry	1	10/11/01 7:17:00 PM
Fluoranthene	460	330		µg/Kg-dry	1	10/11/01 7:17:00 PM
Pyrene	500	330		µg/Kg-dry	1	10/11/01 7:17:00 PM
Butyl benzyl phthalate	ND	330		µg/Kg-dry	1	10/11/01 7:17:00 PM
Bis(2-ethylhexyl)phthalate	ND	330		µg/Kg-dry	1	10/11/01 7:17:00 PM
3,3'-Dichlorobenzidine	ND	330		µg/Kg-dry	1	10/11/01 7:17:00 PM
Benz(a)anthracene	350	330		µg/Kg-dry	1	10/11/01 7:17:00 PM
Chrysene	410	330		µg/Kg-dry	1	10/11/01 7:17:00 PM
Di-n-octyl phthalate	ND	330		µg/Kg-dry	1	10/11/01 7:17:00 PM
Benzo(b)fluoranthene	720	330		µg/Kg-dry	1	10/11/01 7:17:00 PM
Benzo(k)fluoranthene	ND	330		µg/Kg-dry	1	10/11/01 7:17:00 PM
Benzo(a)pyrene	350	330		µg/Kg-dry	1	10/11/01 7:17:00 PM
Dibenz(a,h)anthracene	ND	330		µg/Kg-dry	1	10/11/01 7:17:00 PM
Indeno(1,2,3-cd)pyrene	ND	330		µg/Kg-dry	1	10/11/01 7:17:00 PM
Benzo(g,h,i)perylene	ND	330		µg/Kg-dry	1	10/11/01 7:17:00 PM

Qualifiers:

ND - Not Detected at the Reporting Limit
J - Analyte detected below quantitation limits
B - Analyte detected in the associated Method Blank
H - Method prescribed holding time exceeded
S - Spike Recovery outside accepted recovery limits
R - RPD outside accepted recovery limits
E - Value above quantitation range
- See Case Narrative
RL - Reporting Limit; defined as the lowest concentration the laboratory can accurately quantitate.

AMRO Environmental Laboratories Corp.

Date: *23-Oct-01*

CLIENT: STV Incorporated
Lab Order: 0110085
Project: 0710730 East Side Access
Lab ID: 0110085-05B

Client Sample ID: TE-MW-2-16 (0-5')
Collection Date: 10/8/01
Matrix: SOIL

Analyses	Result	RL	Qual	Units	DF	Date Analyzed
SEMIVOLATILE ORGANICS		**SW8270C**				Analyst: KD
Phenol	ND	280		µg/Kg-dry	1	10/11/01 7:44:00 PM
Bis(2-chloroethyl)ether	ND	280		µg/Kg-dry	1	10/11/01 7:44:00 PM
2-Chlorophenol	ND	280		µg/Kg-dry	1	10/11/01 7:44:00 PM
1,3-Dichlorobenzene	ND	280		µg/Kg-dry	1	10/11/01 7:44:00 PM
1,4-Dichlorobenzene	ND	280		µg/Kg-dry	1	10/11/01 7:44:00 PM
Benzyl alcohol	ND	560		µg/Kg-dry	1	10/11/01 7:44:00 PM
2-Methylphenol	ND	280		µg/Kg-dry	1	10/11/01 7:44:00 PM
1,2-Dichlorobenzene	ND	280		µg/Kg-dry	1	10/11/01 7:44:00 PM
Bis(2-chloroisopropyl)ether	ND	280		µg/Kg-dry	1	10/11/01 7:44:00 PM
4-Methylphenol	ND	280		µg/Kg-dry	1	10/11/01 7:44:00 PM
N-Nitrosodi-n-propylamine	ND	280		µg/Kg-dry	1	10/11/01 7:44:00 PM
Hexachloroethane	ND	280		µg/Kg-dry	1	10/11/01 7:44:00 PM
Nitrobenzene	ND	280		µg/Kg-dry	1	10/11/01 7:44:00 PM
Isophorone	ND	280		µg/Kg-dry	1	10/11/01 7:44:00 PM
2,4-Dimethylphenol	ND	280		µg/Kg-dry	1	10/11/01 7:44:00 PM
Benzoic acid	ND	560		µg/Kg-dry	1	10/11/01 7:44:00 PM
2-Nitrophenol	ND	280		µg/Kg-dry	1	10/11/01 7:44:00 PM
Bis(2-chloroethoxy)methane	ND	280		µg/Kg-dry	1	10/11/01 7:44:00 PM
2,4-Dichlorophenol	ND	280		µg/Kg-dry	1	10/11/01 7:44:00 PM
1,2,4-Trichlorobenzene	ND	280		µg/Kg-dry	1	10/11/01 7:44:00 PM
Naphthalene	ND	280		µg/Kg-dry	1	10/11/01 7:44:00 PM
4-Chloroaniline	ND	280		µg/Kg-dry	1	10/11/01 7:44:00 PM
Hexachlorobutadiene	ND	280		µg/Kg-dry	1	10/11/01 7:44:00 PM
4-Chloro-3-methylphenol	ND	560		µg/Kg-dry	1	10/11/01 7:44:00 PM
2-Methylnaphthalene	ND	280		µg/Kg-dry	1	10/11/01 7:44:00 PM
Hexachlorocyclopentadiene	ND	280		µg/Kg-dry	1	10/11/01 7:44:00 PM
2,4,6-Trichlorophenol	ND	280		µg/Kg-dry	1	10/11/01 7:44:00 PM
2,4,5-Trichlorophenol	ND	280		µg/Kg-dry	1	10/11/01 7:44:00 PM
2-Chloronaphthalene	ND	280		µg/Kg-dry	1	10/11/01 7:44:00 PM
2-Nitroaniline	ND	560		µg/Kg-dry	1	10/11/01 7:44:00 PM
Dimethyl phthalate	ND	280		µg/Kg-dry	1	10/11/01 7:44:00 PM
2,6-Dinitrotoluene	ND	280		µg/Kg-dry	1	10/11/01 7:44:00 PM
Acenaphthylene	ND	280		µg/Kg-dry	1	10/11/01 7:44:00 PM
3-Nitroaniline	ND	560		µg/Kg-dry	1	10/11/01 7:44:00 PM
4-Nitrophenol	ND	560		µg/Kg-dry	1	10/11/01 7:44:00 PM
2,4-Dinitrophenol	ND	560		µg/Kg-dry	1	10/11/01 7:44:00 PM
Acenaphthene	ND	280		µg/Kg-dry	1	10/11/01 7:44:00 PM
2,4-Dinitrotoluene	ND	280		µg/Kg-dry	1	10/11/01 7:44:00 PM

Qualifiers:

ND - Not Detected at the Reporting Limit
J - Analyte detected below quantitation limits
B - Analyte detected in the associated Method Blank
H - Method prescribed holding time exceeded
S - Spike Recovery outside accepted recovery limits
R - RPD outside accepted recovery limits
E - Value above quantitation range
- See Case Narrative
RL - Reporting Limit; defined as the lowest concentration the laboratory can accurately quantitate.

AMRO Environmental Laboratories Corp.

Date: *23-Oct-01*

CLIENT:	STV Incorporated	**Client Sample ID:**	TE-MW-2-16 (0-5')
Lab Order:	0110085		
Project:	0710730 East Side Access	**Collection Date:**	10/8/01
Lab ID:	0110085-05B	**Matrix:**	SOIL

Analyses	Result	RL	Qual	Units	DF	Date Analyzed
Dibenzofuran	ND	280		µg/Kg-dry	1	10/11/01 7:44:00 PM
Diethyl phthalate	ND	280		µg/Kg-dry	1	10/11/01 7:44:00 PM
4-Chlorophenyl phenyl ether	ND	280		µg/Kg-dry	1	10/11/01 7:44:00 PM
Fluorene	ND	280		µg/Kg-dry	1	10/11/01 7:44:00 PM
4-Nitroaniline	ND	560		µg/Kg-dry	1	10/11/01 7:44:00 PM
4,6-Dinitro-2-methylphenol	ND	560		µg/Kg-dry	1	10/11/01 7:44:00 PM
N-Nitrosodiphenylamine	ND	280		µg/Kg-dry	1	10/11/01 7:44:00 PM
1,2-Diphenylhydrazine (as Azobenzene)	ND	280		µg/Kg-dry	1	10/11/01 7:44:00 PM
4-Bromophenyl phenyl ether	ND	280		µg/Kg-dry	1	10/11/01 7:44:00 PM
Hexachlorobenzene	ND	280		µg/Kg-dry	1	10/11/01 7:44:00 PM
Pentachlorophenol	ND	560		µg/Kg-dry	1	10/11/01 7:44:00 PM
Phenanthrene	ND	280		µg/Kg-dry	1	10/11/01 7:44:00 PM
Anthracene	ND	280		µg/Kg-dry	1	10/11/01 7:44:00 PM
Carbazole	ND	280		µg/Kg-dry	1	10/11/01 7:44:00 PM
Di-n-butyl phthalate	ND	280		µg/Kg-dry	1	10/11/01 7:44:00 PM
Fluoranthene	ND	280		µg/Kg-dry	1	10/11/01 7:44:00 PM
Pyrene	ND	280		µg/Kg-dry	1	10/11/01 7:44:00 PM
Butyl benzyl phthalate	ND	280		µg/Kg-dry	1	10/11/01 7:44:00 PM
Bis(2-ethylhexyl)phthalate	ND	280		µg/Kg-dry	1	10/11/01 7:44:00 PM
3,3'-Dichlorobenzidine	ND	280		µg/Kg-dry	1	10/11/01 7:44:00 PM
Benz(a)anthracene	ND	280		µg/Kg-dry	1	10/11/01 7:44:00 PM
Chrysene	ND	280		µg/Kg-dry	1	10/11/01 7:44:00 PM
Di-n-octyl phthalate	ND	280		µg/Kg-dry	1	10/11/01 7:44:00 PM
Benzo(b)fluoranthene	ND	280		µg/Kg-dry	1	10/11/01 7:44:00 PM
Benzo(k)fluoranthene	ND	280		µg/Kg-dry	1	10/11/01 7:44:00 PM
Benzo(a)pyrene	ND	280		µg/Kg-dry	1	10/11/01 7:44:00 PM
Dibenz(a,h)anthracene	ND	280		µg/Kg-dry	1	10/11/01 7:44:00 PM
Indeno(1,2,3-cd)pyrene	ND	280		µg/Kg-dry	1	10/11/01 7:44:00 PM
Benzo(g,h,i)perylene	ND	280		µg/Kg-dry	1	10/11/01 7:44:00 PM

Qualifiers:

ND - Not Detected at the Reporting Limit
J - Analyte detected below quantitation limits
B - Analyte detected in the associated Method Blank
H - Method prescribed holding time exceeded
S - Spike Recovery outside accepted recovery limits
R - RPD outside accepted recovery limits
E - Value above quantitation range
- See Case Narrative
RL - Reporting Limit; defined as the lowest concentration the laboratory can accurately quantitate.

AMRO Environmental Laboratories Corp.

Date: *23-Oct-01*

CLIENT:	STV Incorporated	**Client Sample ID:**	TE-MW-2-17 (0-4')
Lab Order:	0110085		
Project:	0710730 East Side Access	**Collection Date:**	10/8/01
Lab ID:	0110085-06B	**Matrix:**	SOIL

Analyses	Result	RL	Qual	Units	DF	Date Analyzed
SEMIVOLATILE ORGANICS		**SW8270C**				Analyst: KD
Phenol	ND	310		µg/Kg-dry	1	10/12/01 7:34:00 PM
Bis(2-chloroethyl)ether	ND	310		µg/Kg-dry	1	10/12/01 7:34:00 PM
2-Chlorophenol	ND	310		µg/Kg-dry	1	10/12/01 7:34:00 PM
1,3-Dichlorobenzene	ND	310		µg/Kg-dry	1	10/12/01 7:34:00 PM
1,4-Dichlorobenzene	ND	310		µg/Kg-dry	1	10/12/01 7:34:00 PM
Benzyl alcohol	ND	620		µg/Kg-dry	1	10/12/01 7:34:00 PM
2-Methylphenol	ND	310		µg/Kg-dry	1	10/12/01 7:34:00 PM
1,2-Dichlorobenzene	ND	310		µg/Kg-dry	1	10/12/01 7:34:00 PM
Bis(2-chloroisopropyl)ether	ND	310		µg/Kg-dry	1	10/12/01 7:34:00 PM
4-Methylphenol	ND	310		µg/Kg-dry	1	10/12/01 7:34:00 PM
N-Nitrosodi-n-propylamine	ND	310		µg/Kg-dry	1	10/12/01 7:34:00 PM
Hexachloroethane	ND	310		µg/Kg-dry	1	10/12/01 7:34:00 PM
Nitrobenzene	ND	310		µg/Kg-dry	1	10/12/01 7:34:00 PM
Isophorone	ND	310		µg/Kg-dry	1	10/12/01 7:34:00 PM
2,4-Dimethylphenol	ND	310		µg/Kg-dry	1	10/12/01 7:34:00 PM
Benzoic acid	ND	620		µg/Kg-dry	1	10/12/01 7:34:00 PM
2-Nitrophenol	ND	310		µg/Kg-dry	1	10/12/01 7:34:00 PM
Bis(2-chloroethoxy)methane	ND	310		µg/Kg-dry	1	10/12/01 7:34:00 PM
2,4-Dichlorophenol	ND	310		µg/Kg-dry	1	10/12/01 7:34:00 PM
1,2,4-Trichlorobenzene	ND	310		µg/Kg-dry	1	10/12/01 7:34:00 PM
Naphthalene	ND	310		µg/Kg-dry	1	10/12/01 7:34:00 PM
4-Chloroaniline	ND	310		µg/Kg-dry	1	10/12/01 7:34:00 PM
Hexachlorobutadiene	ND	310		µg/Kg-dry	1	10/12/01 7:34:00 PM
4-Chloro-3-methylphenol	ND	620		µg/Kg-dry	1	10/12/01 7:34:00 PM
2-Methylnaphthalene	ND	310		µg/Kg-dry	1	10/12/01 7:34:00 PM
Hexachlorocyclopentadiene	ND	310		µg/Kg-dry	1	10/12/01 7:34:00 PM
2,4,6-Trichlorophenol	ND	310		µg/Kg-dry	1	10/12/01 7:34:00 PM
2,4,5-Trichlorophenol	ND	310		µg/Kg-dry	1	10/12/01 7:34:00 PM
2-Chloronaphthalene	ND	310		µg/Kg-dry	1	10/12/01 7:34:00 PM
2-Nitroaniline	ND	620		µg/Kg-dry	1	10/12/01 7:34:00 PM
Dimethyl phthalate	ND	310		µg/Kg-dry	1	10/12/01 7:34:00 PM
2,6-Dinitrotoluene	ND	310		µg/Kg-dry	1	10/12/01 7:34:00 PM
Acenaphthylene	ND	310		µg/Kg-dry	1	10/12/01 7:34:00 PM
3-Nitroaniline	ND	620		µg/Kg-dry	1	10/12/01 7:34:00 PM
4-Nitrophenol	ND	620		µg/Kg-dry	1	10/12/01 7:34:00 PM
2,4-Dinitrophenol	ND	620		µg/Kg-dry	1	10/12/01 7:34:00 PM
Acenaphthene	ND	310		µg/Kg-dry	1	10/12/01 7:34:00 PM
2,4-Dinitrotoluene	ND	310		µg/Kg-dry	1	10/12/01 7:34:00 PM

Qualifiers:

ND - Not Detected at the Reporting Limit
J - Analyte detected below quantitation limits
B - Analyte detected in the associated Method Blank
H - Method prescribed holding time exceeded
S - Spike Recovery outside accepted recovery limits
R - RPD outside accepted recovery limits
E - Value above quantitation range
- See Case Narrative
RL - Reporting Limit; defined as the lowest concentration the laboratory can accurately quantitate.

AMRO Environmental Laboratories Corp.

Date: *23-Oct-01*

CLIENT:	STV Incorporated	**Client Sample ID:**	TE-MW-2-17 (0-4')
Lab Order:	0110085		
Project:	0710730 East Side Access	**Collection Date:**	10/8/01
Lab ID:	0110085-06B	**Matrix:**	SOIL

Analyses	Result	RL	Qual	Units	DF	Date Analyzed
Dibenzofuran	ND	310		µg/Kg-dry	1	10/12/01 7:34:00 PM
Diethyl phthalate	ND	310		µg/Kg-dry	1	10/12/01 7:34:00 PM
4-Chlorophenyl phenyl ether	ND	310		µg/Kg-dry	1	10/12/01 7:34:00 PM
Fluorene	ND	310		µg/Kg-dry	1	10/12/01 7:34:00 PM
4-Nitroaniline	ND	620		µg/Kg-dry	1	10/12/01 7:34:00 PM
4,6-Dinitro-2-methylphenol	ND	620		µg/Kg-dry	1	10/12/01 7:34:00 PM
N-Nitrosodiphenylamine	ND	310		µg/Kg-dry	1	10/12/01 7:34:00 PM
1,2-Diphenylhydrazine (as Azobenzene)	ND	310		µg/Kg-dry	1	10/12/01 7:34:00 PM
4-Bromophenyl phenyl ether	ND	310		µg/Kg-dry	1	10/12/01 7:34:00 PM
Hexachlorobenzene	ND	310		µg/Kg-dry	1	10/12/01 7:34:00 PM
Pentachlorophenol	ND	620		µg/Kg-dry	1	10/12/01 7:34:00 PM
Phenanthrene	ND	310		µg/Kg-dry	1	10/12/01 7:34:00 PM
Anthracene	ND	310		µg/Kg-dry	1	10/12/01 7:34:00 PM
Carbazole	ND	310		µg/Kg-dry	1	10/12/01 7:34:00 PM
Di-n-butyl phthalate	ND	310		µg/Kg-dry	1	10/12/01 7:34:00 PM
Fluoranthene	ND	310		µg/Kg-dry	1	10/12/01 7:34:00 PM
Pyrene	ND	310		µg/Kg-dry	1	10/12/01 7:34:00 PM
Butyl benzyl phthalate	ND	310		µg/Kg-dry	1	10/12/01 7:34:00 PM
Bis(2-ethylhexyl)phthalate	ND	310		µg/Kg-dry	1	10/12/01 7:34:00 PM
3,3'-Dichlorobenzidine	ND	310		µg/Kg-dry	1	10/12/01 7:34:00 PM
Benz(a)anthracene	ND	310		µg/Kg-dry	1	10/12/01 7:34:00 PM
Chrysene	ND	310		µg/Kg-dry	1	10/12/01 7:34:00 PM
Di-n-octyl phthalate	ND	310		µg/Kg-dry	1	10/12/01 7:34:00 PM
Benzo(b)fluoranthene	340	310		µg/Kg-dry	1	10/12/01 7:34:00 PM
Benzo(k)fluoranthene	ND	310		µg/Kg-dry	1	10/12/01 7:34:00 PM
Benzo(a)pyrene	ND	310		µg/Kg-dry	1	10/12/01 7:34:00 PM
Dibenz(a,h)anthracene	ND	310		µg/Kg-dry	1	10/12/01 7:34:00 PM
Indeno(1,2,3-cd)pyrene	ND	310		µg/Kg-dry	1	10/12/01 7:34:00 PM
Benzo(g,h,i)perylene	ND	310		µg/Kg-dry	1	10/12/01 7:34:00 PM

Qualifiers:

ND - Not Detected at the Reporting Limit
J - Analyte detected below quantitation limits
B - Analyte detected in the associated Method Blank
H - Method prescribed holding time exceeded
S - Spike Recovery outside accepted recovery limits
R - RPD outside accepted recovery limits
E - Value above quantitation range
- See Case Narrative
RL - Reporting Limit; defined as the lowest concentration the laboratory can accurately quantitate.

AMRO Environmental Laboratories Corp.

23-Oct-01

Lab Order: 0110085
Client: STV Incorporated
Project: 0710730 East Side Access

DATES REPORT

Sample ID	Client Sample ID	Collection Date	Matrix	Test Name	TCLP Date	Prep Date	Analysis Date
0110085-01A	TE-MW-2-18 7'	10/8/01	Soil	VOLATILES by GC/MS, Bulk Soil		10/8/01	10/20/01
				VOLATILES by GC/MS, Bulk Soil		10/8/01	10/20/01
0110085-01B	TE-MW-2-18 3-7'			Percent Moisture			10/9/01
				SEMIVOLATILE ORGANICS, Soil/Solids		10/10/01	10/11/01
0110085-01C				ICP METALS, TCLP	10/10/01	10/11/01	10/15/01
				MERCURY, TCLP	10/10/01	10/11/01	10/11/01
0110085-01D				ICP METALS, 3051/6010		10/12/01	10/15/01
0110085-02A	TE-MW-2-19 (5')			VOLATILES by GC/MS, Bulk Soil		10/8/01	10/18/01
0110085-02B	TE-MW-2-19 (0-5')			Percent Moisture			10/9/01
				SEMIVOLATILE ORGANICS, Soil/Solids		10/10/01	10/11/01
0110085-02C				ICP METALS, TCLP	10/10/01	10/11/01	10/15/01
				MERCURY, TCLP	10/10/01	10/11/01	10/11/01
0110085-02D				ICP METALS, 3051/6010		10/12/01	10/15/01
0110085-03A	TE-MW-2-20 (5')			VOLATILES by GC/MS, Bulk Soil		10/8/01	10/18/01
0110085-03B	TE-MW-2-20 (0-5')			Percent Moisture			10/9/01
				SEMIVOLATILE ORGANICS, Soil/Solids		10/10/01	10/11/01
0110085-03C				ICP METALS, TCLP	10/10/01	10/11/01	10/15/01
				MERCURY, TCLP	10/10/01	10/11/01	10/11/01
0110085-03D				ICP METALS, 3051/6010		10/12/01	10/15/01
0110085-04A	TE-MW-2-15 (3.5')			VOLATILES by GC/MS, Bulk Soil		10/8/01	10/20/01
0110085-04B	TE-MW-2-15 (0-3.5')			Percent Moisture			10/9/01
				SEMIVOLATILE ORGANICS, Soil/Solids		10/10/01	10/11/01
0110085-04C				ICP METALS, TCLP	10/10/01	10/11/01	10/15/01
				MERCURY, TCLP	10/10/01	10/11/01	10/11/01
0110085-04D				ICP METALS, 3051/6010		10/12/01	10/15/01
0110085-05A	TE-MW-2-16 (5')			VOLATILES by GC/MS, Bulk Soil		10/8/01	10/22/01
0110085-05B	TE-MW-2-16 (0-5')			Percent Moisture			10/9/01
				SEMIVOLATILE ORGANICS, Soil/Solids		10/10/01	10/11/01

ARO Environmental Laboratories Corp.

23-Oct-01

Lab Order: 0110085
Client: STV Incorporated
Project: 0710730 East Side Access

DATES REPORT

Sample ID	Client Sample ID	Collection Date	Matrix	Test Name	TCLP Date	Prep Date	Analysis Date
0110085-05C	TE-MW-2-16 (0-5')	10/8/01	Soil	ICP METALS, TCLP	10/10/01	10/11/01	10/15/01
				MERCURY, TCLP	10/10/01	10/11/01	10/11/01
0110085-05D				ICP METALS, 3051/6010		10/12/01	10/15/01
0110085-06A	TE-MW-2-17 (4')			VOLATILES by GC/MS, Bulk Soil		10/8/01	10/18/01
0110085-06B	TE-MW-2-17 (0-4')			Percent Moisture			10/9/01
				SEMIVOLATILE ORGANICS, Soil/Solids		10/10/01	10/12/01
0110085-06C				ICP METALS, TCLP	10/10/01	10/11/01	10/15/01
				MERCURY, TCLP	10/10/01	10/11/01	10/11/01
0110085-06D				ICP METALS, 3051/6010		10/12/01	10/15/01

AMRO Environmental Laboratories Corporation

SAMPLE RECEIPT CHECKLIST

111 Herrick Stree
Merrimack, NH 0305
(603) 424-202

Client: STV
Project Name: 0710730 East Side Access
Ship via: (circle one) Fed Ex, UPS, AMRO Courier, Hand Del., Other Courier, Other:

AMRO ID: 0110085
Date Rec.: 10-9-01
Date Due: 10-19-01

Items to be Checked Upon Receipt	Yes	No	NA	Comments
1. Army Samples received in individual plastic bags?			✓	
2. Custody Seals present?			✓	
3. Custody Seals Intact?			✓	
4. Air Bill included in folder if received? (2)	✓			
5. Is COC included with samples?	✓			
6. Is COC signed and dated by client?	✓			
7. Laboratory receipt temperature. TEMP = 2°, 2.5°				
Samples rec. with ice ✓ ice packs ___ neither ___				
8. Were samples received the same day they were sampled?		✓		
Is client temperature 4°C ± 2°C?	✓			
If no obtain authorization from the client for the analyses.				
Client authorization from: Date: Obtained by:				
9. Is the COC filled out correctly and completely?	✓			
10. Does the info on the COC match the samples?	✓	✓		times diff: 2-19, 2-17, 2-20, depths diff 2-17
11. Were samples rec. within holding time?	✓			
12. Were all samples properly labeled?	✓			
13. Were all samples properly preserved?	✓			
14. Were proper sample containers used?	✓			
15. Were all samples received intact? (none broken or leaking)	✓			
16. Were VOA vials rec. with no air bubbles?			✓	
17. Were the sample volumes sufficient for requested analysis?	✓			
18. Were all samples received?	✓			
19. VPH and VOA Soils only:				
Sampling Method VPH (circle one): M=Methanol, E=EnCore (air-tight container)				
Sampling Method VOA (circle one): M=Methanol, SB=Sodium Bisulfate, E=EnCore, B=Bulk				
If M or SB:				
Does preservative cover the soil?				
If NO then client must be faxed.				
Does preservation level come close to the fill line on the vial?				
If NO then client must be faxed.				
Were vials provided by AMRO?				
If NO then weights MUST be obtained from client				
Was dry weight aliquot provided?				
If NO then fax client and inform the VOA lab ASAP.				
20. Subcontracted Samples:			✓	
What samples sent:				
Where sent:				
Date:				
Analysis:				
TAT:				
21. Information entered into:				
Internal Tracking Log?	✓			
Dry Weight Log?	✓			
Client Log?			✓	
Composite Log?			✓	
Filtration Log?			✓	

Received By: CC Date: 10-9-01 Logged in By: CC Date: 10-9-01
Labeled By: CC Date: 10-9-01 Checked By: M.L.

NEW YORK STATE DEPARTMENT OF HEALTH
WADSWORTH CENTER
Antonia C. Novello, M.D., M.P.H., Dr.P.H. Commissioner

Expires 12:01 AM April 01, 2002
Issued September 17, 2001

CERTIFICATE OF APPROVAL FOR LABORATORY SERVICE

Issued in accordance with and pursuant to section 502 Public Health Law of New York State

MS. NANCY STEWART
AMRO ENVIRONMENTAL LAB CORP
111 HERRICK STREET
MERRIMACK NH 03054 USA

NY Lab Id No: 11278
EPA Lab Code: NH00012

is hereby APPROVED as an Environmental Laboratory for the category
ENVIRONMENTAL ANALYSES NON POTABLE WATER
All approved subcategories and/or analytes are listed below:

Acrolein and Acrylonitrile

Acrolein	Method Not Specified
Acrylonitrile	Method Not Specified

Chlorinated Hydrocarbon Pesticides

Methoxychlor	Method Not Specified
Toxaphene	Method Not Specified

Calcium Hardness	Method Not Specified

Nutrient

Nitrite (as N)	Method Not Specified

Polynuclear Aromatics

Acenaphthylene	Method Not Specified
Benzo(ghi)perylene	Method Not Specified
Benzo(k)fluoranthene	Method Not Specified
Dibenzo(a,h)anthracene	Method Not Specified
Fluorene	Method Not Specified
Naphthalene	Method Not Specified
Phenanthrene	Method Not Specified

Priority Pollutant Phenols

2,4,5-Trichlorophenol	Method Not Specified

Purgeable Aromatics

Chlorobenzene	Method Not Specified

Purgeable Aromatics

Total Xylenes	Method Not Specified

Purgeable Halocarbons

2-Chloroethylvinyl ether	Method Not Specified
cis-1,3-Dichloropropene	Method Not Specified
Dibromochloromethane	Method Not Specified
Dichlorodifluoromethane	Method Not Specified

TCLP Additional Compounds

Cresol	Method Not Specified
Methylethyl ketone (2-butanone	Method Not Specified
Pyridine	Method Not Specified

Wastewater Metals II

Chromium VI	Method Not Specified

Wastewater Metals III

Gold, Total	Method Not Specified
Palladium, Total	Method Not Specified
Platinum, Total	Method Not Specified
Tin, Total	Method Not Specified
Titanium, Total	Method Not Specified

Wastewater Miscellaneous

Color	Method Not Specified
Corrosivity	Method Not Specified
Sulfide (as S)	Method Not Specified

Serial No.: 13877

) of the New York State Department of Health. Valid only at the address shown. Must be conspicuously posted. Valid certificates have a raised seal and may be verified by calling (518)485-5570.

DOH-3317 (3/97)

NEW YORK STATE DEPARTMENT OF HEALTH
WADSWORTH CENTER
Antonia C. Novello, M.D., M.P.H., Dr.P.H. Commissioner

Expires 12:01 AM April 01, 2002
Issued September 17, 2001

CERTIFICATE OF APPROVAL FOR LABORATORY SERVICE

Issued in accordance with and pursuant to section 502 Public Health Law of New York State

MS. NANCY STEWART
AMRO ENVIRONMENTAL LAB CORP
111 HERRICK STREET
MERRIMACK NH 03054 USA

NY Lab Id No: 11278
EPA Lab Code: NH00012

is hereby APPROVED as an Environmental Laboratory for the category
ENVIRONMENTAL ANALYSES NON POTABLE WATER
All approved subcategories and/or analytes are listed below:

Wastewater Miscellaneous

Surfactant (MBAS)	Method Not Specified

Serial No.: 13877

Property of the New York State Department of Health. Valid only at the address shown. Must be conspicuously posted. Valid certificates have a raised seal and may be verified by calling (518)485-5570.

DOH-3317 (3/97)

AMRO Environmental Laboratories Corporation

111 Herrick Street, Merrimack, NH 03054
TEL: (603) 424-2022 · FAX: (603) 429-8496

October 25, 2001

Jeff Butler
STV Incorporated
225 Park Avenue South
New York, NY 10003
TEL: (212) 777-4400
FAX: (212) 529-5237

RE: 0710730 East Side Access

Order No.: 0110114

Dear Jeff Butler:

AMRO Environmental Laboratories Corp. received 2 samples on 10/11/01 for the analyses presented in the following report.

AMRO operates a Quality Assurance Program which meets or exceeds National Environmental Laboratory Accreditation Conference (NELAC), state, and EPA requirements. A copy of the appropriate state and/or NELAC Certificate is attached.

The enclosed Sample Receipt Checklist details the condition of your sample(s) upon receipt. Please be advised that any unused sample volume and sample extracts will be stored for a period of thirty (30) days from this report date. After this time, AMRO will properly dispose of the remaining sample(s). If you require further analysis, or need the samples held for a longer period, please contact us immediately.

This report consists of a total of 15 pages. This letter is an integral part of your data report. If you have any questions regarding this project in the future, please refer to the Order Number above.

Sincerely,

Nancy Stewart
Vice President / Lab Director

AMRO Environmental Laboratories Corp.

Date: *25-Oct-01*

CLIENT: STV Incorporated
Project: 0710730 East Side Access
Lab Order: 0110114
Date Received: 10/11/01

Work Order Sample Summary

Lab Sample ID	Client Sample ID	Collection Date
0110114-01A	TE-MW-2-19 (32')	10/9/01
0110114-02A	TE-MW-2-19 (30-32')	10/9/01

AMRO Environmental Laboratories Corp.

Date: *25-Oct-01*

CLIENT:	STV Incorporated	**Client Sample ID:**	TE-MW-2-19 (32')
Lab Order:	0110114		
Project:	0710730 East Side Access	**Collection Date:**	10/9/01
Lab ID:	0110114-01A	**Matrix:**	SOIL

Analyses	Result	RL	Qual	Units	DF	Date Analyzed
PERCENT MOISTURE		**D2216**				Analyst: JC
Percent Moisture	6.4	0		wt%	1	10/15/01

Qualifiers:

ND - Not Detected at the Reporting Limit
J - Analyte detected below quantitation limits
B - Analyte detected in the associated Method Blank
H - Method prescribed holding time exceeded
S - Spike Recovery outside accepted recovery limits
R - RPD outside accepted recovery limits
E - Value above quantitation range
- See Case Narrative
RL - Reporting Limit; defined as the lowest concentration the laboratory can accurately quantitate.

AMRO Environmental Laboratories Corp.

Date: *25-Oct-01*

CLIENT:	STV Incorporated	**Client Sample ID:**	TE-MW-2-19 (30-32')
Lab Order:	0110114		
Project:	0710730 East Side Access	**Collection Date:**	10/9/01
Lab ID:	0110114-02A	**Matrix:**	SOIL

Analyses	Result	RL	Qual	Units	DF	Date Analyzed
PERCENT MOISTURE		**D2216**				Analyst: JC
Percent Moisture	24.4	0		wt%	1	10/15/01

Qualifiers:

ND - Not Detected at the Reporting Limit
J - Analyte detected below quantitation limits
B - Analyte detected in the associated Method Blank
H - Method prescribed holding time exceeded
S - Spike Recovery outside accepted recovery limits
R - RPD outside accepted recovery limits
E - Value above quantitation range
- See Case Narrative
RL - Reporting Limit; defined as the lowest concentration the laboratory can accurately quantitate.

AMRO Environmental Laboratories Corp.

Date: *25-Oct-01*

CLIENT:	STV Incorporated	**Client Sample ID:**	TE-MW-2-19 (32')
Lab Order:	0110114		
Project:	0710730 East Side Access	**Collection Date:**	10/9/01
Lab ID:	0110114-01A	**Matrix:**	SOIL

Analyses	Result	RL	Qual	Units	DF	Date Analyzed
VOLATILES BY GC/MS		**SW8260B**				Analyst: **SK**
Dichlorodifluoromethane	ND	48		µg/Kg-dry	1	10/22/01 4:34:00 PM
Chloromethane	ND	48		µg/Kg-dry	1	10/22/01 4:34:00 PM
Vinyl chloride	ND	24		µg/Kg-dry	1	10/22/01 4:34:00 PM
Chloroethane	ND	48		µg/Kg-dry	1	10/22/01 4:34:00 PM
Bromomethane	ND	48		µg/Kg-dry	1	10/22/01 4:34:00 PM
Trichlorofluoromethane	ND	48		µg/Kg-dry	1	10/22/01 4:34:00 PM
Acetone	ND	240		µg/Kg-dry	1	10/22/01 4:34:00 PM
1,1-Dichloroethene	ND	24		µg/Kg-dry	1	10/22/01 4:34:00 PM
Carbon disulfide	ND	48		µg/Kg-dry	1	10/22/01 4:34:00 PM
Methylene chloride	92	48		µg/Kg-dry	1	10/22/01 4:34:00 PM
Methyl tert-butyl ether	ND	24		µg/Kg-dry	1	10/22/01 4:34:00 PM
trans-1,2-Dichloroethene	ND	24		µg/Kg-dry	1	10/22/01 4:34:00 PM
1,1-Dichloroethane	ND	24		µg/Kg-dry	1	10/22/01 4:34:00 PM
2-Butanone	ND	240		µg/Kg-dry	1	10/22/01 4:34:00 PM
2,2-Dichloropropane	ND	24		µg/Kg-dry	1	10/22/01 4:34:00 PM
cis-1,2-Dichloroethene	ND	24		µg/Kg-dry	1	10/22/01 4:34:00 PM
Chloroform	ND	24		µg/Kg-dry	1	10/22/01 4:34:00 PM
Bromochloromethane	ND	24		µg/Kg-dry	1	10/22/01 4:34:00 PM
1,1,1-Trichloroethane	ND	24		µg/Kg-dry	1	10/22/01 4:34:00 PM
1,1-Dichloropropene	ND	24		µg/Kg-dry	1	10/22/01 4:34:00 PM
Carbon tetrachloride	ND	24		µg/Kg-dry	1	10/22/01 4:34:00 PM
1,2-Dichloroethane	ND	24		µg/Kg-dry	1	10/22/01 4:34:00 PM
Benzene	ND	24		µg/Kg-dry	1	10/22/01 4:34:00 PM
Trichloroethene	350	24		µg/Kg-dry	1	10/22/01 4:34:00 PM
1,2-Dichloropropane	ND	24		µg/Kg-dry	1	10/22/01 4:34:00 PM
Bromodichloromethane	ND	24		µg/Kg-dry	1	10/22/01 4:34:00 PM
Dibromomethane	ND	24		µg/Kg-dry	1	10/22/01 4:34:00 PM
4-Methyl-2-pentanone	ND	240		µg/Kg-dry	1	10/22/01 4:34:00 PM
cis-1,3-Dichloropropene	ND	24		µg/Kg-dry	1	10/22/01 4:34:00 PM
Toluene	ND	24		µg/Kg-dry	1	10/22/01 4:34:00 PM
trans-1,3-Dichloropropene	ND	24		µg/Kg-dry	1	10/22/01 4:34:00 PM
1,1,2-Trichloroethane	ND	24		µg/Kg-dry	1	10/22/01 4:34:00 PM
1,2-Dibromoethane	ND	24		µg/Kg-dry	1	10/22/01 4:34:00 PM
2-Hexanone	ND	240		µg/Kg-dry	1	10/22/01 4:34:00 PM
1,3-Dichloropropane	ND	24		µg/Kg-dry	1	10/22/01 4:34:00 PM
Tetrachloroethene	ND	24		µg/Kg-dry	1	10/22/01 4:34:00 PM
Dibromochloromethane	ND	24		µg/Kg-dry	1	10/22/01 4:34:00 PM
Chlorobenzene	ND	24		µg/Kg-dry	1	10/22/01 4:34:00 PM

Qualifiers:

ND - Not Detected at the Reporting Limit

J - Analyte detected below quantitation limits

B - Analyte detected in the associated Method Blank

H - Method prescribed holding time exceeded

S - Spike Recovery outside accepted recovery limits

R - RPD outside accepted recovery limits

E - Value above quantitation range

- See Case Narrative

RL - Reporting Limit; defined as the lowest concentration the laboratory can accurately quantitate.

AMRO Environmental Laboratories Corp.

Date: *25-Oct-01*

CLIENT: STV Incorporated
Lab Order: 0110114
Project: 0710730 East Side Access
Lab ID: 0110114-01A

Client Sample ID: TE-MW-2-19 (32')
Collection Date: 10/9/01
Matrix: SOIL

Analyses	Result	RL	Qual	Units	DF	Date Analyzed
1,1,1,2-Tetrachloroethane	ND	24		µg/Kg-dry	1	10/22/01 4:34:00 PM
Ethylbenzene	ND	24		µg/Kg-dry	1	10/22/01 4:34:00 PM
m,p-Xylene	ND	24		µg/Kg-dry	1	10/22/01 4:34:00 PM
o-Xylene	ND	24		µg/Kg-dry	1	10/22/01 4:34:00 PM
Styrene	ND	24		µg/Kg-dry	1	10/22/01 4:34:00 PM
Bromoform	ND	24		µg/Kg-dry	1	10/22/01 4:34:00 PM
Isopropylbenzene	ND	24		µg/Kg-dry	1	10/22/01 4:34:00 PM
1,1,2,2-Tetrachloroethane	ND	24		µg/Kg-dry	1	10/22/01 4:34:00 PM
1,2,3-Trichloropropane	ND	24		µg/Kg-dry	1	10/22/01 4:34:00 PM
Bromobenzene	ND	24		µg/Kg-dry	1	10/22/01 4:34:00 PM
n-Propylbenzene	ND	24		µg/Kg-dry	1	10/22/01 4:34:00 PM
2-Chlorotoluene	ND	24		µg/Kg-dry	1	10/22/01 4:34:00 PM
4-Chlorotoluene	ND	24		µg/Kg-dry	1	10/22/01 4:34:00 PM
1,3,5-Trimethylbenzene	ND	24		µg/Kg-dry	1	10/22/01 4:34:00 PM
tert-Butylbenzene	ND	24		µg/Kg-dry	1	10/22/01 4:34:00 PM
1,2,4-Trimethylbenzene	ND	24		µg/Kg-dry	1	10/22/01 4:34:00 PM
sec-Butylbenzene	ND	24		µg/Kg-dry	1	10/22/01 4:34:00 PM
4-Isopropyltoluene	ND	24		µg/Kg-dry	1	10/22/01 4:34:00 PM
1,3-Dichlorobenzene	ND	24		µg/Kg-dry	1	10/22/01 4:34:00 PM
1,4-Dichlorobenzene	ND	24		µg/Kg-dry	1	10/22/01 4:34:00 PM
n-Butylbenzene	ND	24		µg/Kg-dry	1	10/22/01 4:34:00 PM
1,2-Dichlorobenzene	ND	24		µg/Kg-dry	1	10/22/01 4:34:00 PM
1,2-Dibromo-3-chloropropane	ND	48		µg/Kg-dry	1	10/22/01 4:34:00 PM
1,2,4-Trichlorobenzene	ND	24		µg/Kg-dry	1	10/22/01 4:34:00 PM
Hexachlorobutadiene	ND	24		µg/Kg-dry	1	10/22/01 4:34:00 PM
Naphthalene	ND	48		µg/Kg-dry	1	10/22/01 4:34:00 PM
1,2,3-Trichlorobenzene	ND	24		µg/Kg-dry	1	10/22/01 4:34:00 PM

Qualifiers:

ND - Not Detected at the Reporting Limit
J - Analyte detected below quantitation limits
B - Analyte detected in the associated Method Blank
H - Method prescribed holding time exceeded
S - Spike Recovery outside accepted recovery limits
R - RPD outside accepted recovery limits
E - Value above quantitation range
- See Case Narrative
RL - Reporting Limit; defined as the lowest concentration the laboratory can accurately quantitate.

AMRO Environmental Laboratories Corp.

Date: *25-Oct-01*

CLIENT:	STV Incorporated	**Client Sample ID:**	TE-MW-2-19 (30-32')
Lab Order:	0110114		
Project:	0710730 East Side Access	**Collection Date:**	10/9/01
Lab ID:	0110114-02A	**Matrix:**	SOIL

Analyses	Result	RL	Qual	Units	DF	Date Analyzed
SEMIVOLATILE ORGANICS		**SW8270C**				Analyst: KD
Phenol	ND	320		µg/Kg-dry	1	10/17/01 5:45:00 PM
Bis(2-chloroethyl)ether	ND	320		µg/Kg-dry	1	10/17/01 5:45:00 PM
2-Chlorophenol	ND	320		µg/Kg-dry	1	10/17/01 5:45:00 PM
1,3-Dichlorobenzene	ND	320		µg/Kg-dry	1	10/17/01 5:45:00 PM
1,4-Dichlorobenzene	ND	320		µg/Kg-dry	1	10/17/01 5:45:00 PM
Benzyl alcohol	ND	640		µg/Kg-dry	1	10/17/01 5:45:00 PM
2-Methylphenol	ND	320		µg/Kg-dry	1	10/17/01 5:45:00 PM
1,2-Dichlorobenzene	ND	320		µg/Kg-dry	1	10/17/01 5:45:00 PM
Bis(2-chloroisopropyl)ether	ND	320		µg/Kg-dry	1	10/17/01 5:45:00 PM
4-Methylphenol	ND	320		µg/Kg-dry	1	10/17/01 5:45:00 PM
N-Nitrosodi-n-propylamine	ND	320		µg/Kg-dry	1	10/17/01 5:45:00 PM
Hexachloroethane	ND	320		µg/Kg-dry	1	10/17/01 5:45:00 PM
Nitrobenzene	ND	320		µg/Kg-dry	1	10/17/01 5:45:00 PM
Isophorone	ND	320		µg/Kg-dry	1	10/17/01 5:45:00 PM
2,4-Dimethylphenol	ND	320		µg/Kg-dry	1	10/17/01 5:45:00 PM
Benzoic acid	ND	640		µg/Kg-dry	1	10/17/01 5:45:00 PM
2-Nitrophenol	ND	320		µg/Kg-dry	1	10/17/01 5:45:00 PM
Bis(2-chloroethoxy)methane	ND	320		µg/Kg-dry	1	10/17/01 5:45:00 PM
2,4-Dichlorophenol	ND	320		µg/Kg-dry	1	10/17/01 5:45:00 PM
1,2,4-Trichlorobenzene	ND	320		µg/Kg-dry	1	10/17/01 5:45:00 PM
Naphthalene	ND	320		µg/Kg-dry	1	10/17/01 5:45:00 PM
4-Chloroaniline	ND	320		µg/Kg-dry	1	10/17/01 5:45:00 PM
Hexachlorobutadiene	ND	320		µg/Kg-dry	1	10/17/01 5:45:00 PM
4-Chloro-3-methylphenol	ND	640		µg/Kg-dry	1	10/17/01 5:45:00 PM
2-Methylnaphthalene	ND	320		µg/Kg-dry	1	10/17/01 5:45:00 PM
Hexachlorocyclopentadiene	ND	320		µg/Kg-dry	1	10/17/01 5:45:00 PM
2,4,6-Trichlorophenol	ND	320		µg/Kg-dry	1	10/17/01 5:45:00 PM
2,4,5-Trichlorophenol	ND	320		µg/Kg-dry	1	10/17/01 5:45:00 PM
2-Chloronaphthalene	ND	320		µg/Kg-dry	1	10/17/01 5:45:00 PM
2-Nitroaniline	ND	640		µg/Kg-dry	1	10/17/01 5:45:00 PM
Dimethyl phthalate	ND	320		µg/Kg-dry	1	10/17/01 5:45:00 PM
2,6-Dinitrotoluene	ND	320		µg/Kg-dry	1	10/17/01 5:45:00 PM
Acenaphthylene	ND	320		µg/Kg-dry	1	10/17/01 5:45:00 PM
3-Nitroaniline	ND	640		µg/Kg-dry	1	10/17/01 5:45:00 PM
4-Nitrophenol	ND	640		µg/Kg-dry	1	10/17/01 5:45:00 PM
2,4-Dinitrophenol	ND	640		µg/Kg-dry	1	10/17/01 5:45:00 PM
Acenaphthene	ND	320		µg/Kg-dry	1	10/17/01 5:45:00 PM
2,4-Dinitrotoluene	ND	320		µg/Kg-dry	1	10/17/01 5:45:00 PM

Qualifiers:

ND - Not Detected at the Reporting Limit
J - Analyte detected below quantitation limits
B - Analyte detected in the associated Method Blank
H - Method prescribed holding time exceeded
S - Spike Recovery outside accepted recovery limits
R - RPD outside accepted recovery limits
E - Value above quantitation range
- See Case Narrative
RL - Reporting Limit; defined as the lowest concentration the laboratory can accurately quantitate.

AMRO Environmental Laboratories Corp.

Date: *25-Oct-01*

CLIENT:	STV Incorporated	**Client Sample ID:**	TE-MW-2-19 (30-32')
Lab Order:	0110114		
Project:	0710730 East Side Access	**Collection Date:**	10/9/01
Lab ID:	0110114-02A	**Matrix:**	SOIL

Analyses	Result	RL	Qual	Units	DF	Date Analyzed
Dibenzofuran	ND	320		µg/Kg-dry	1	10/17/01 5:45:00 PM
Diethyl phthalate	ND	320		µg/Kg-dry	1	10/17/01 5:45:00 PM
4-Chlorophenyl phenyl ether	ND	320		µg/Kg-dry	1	10/17/01 5:45:00 PM
Fluorene	ND	320		µg/Kg-dry	1	10/17/01 5:45:00 PM
4-Nitroaniline	ND	640		µg/Kg-dry	1	10/17/01 5:45:00 PM
4,6-Dinitro-2-methylphenol	ND	640		µg/Kg-dry	1	10/17/01 5:45:00 PM
N-Nitrosodiphenylamine	ND	320		µg/Kg-dry	1	10/17/01 5:45:00 PM
1,2-Diphenylhydrazine (as Azobenzene)	ND	320		µg/Kg-dry	1	10/17/01 5:45:00 PM
4-Bromophenyl phenyl ether	ND	320		µg/Kg-dry	1	10/17/01 5:45:00 PM
Hexachlorobenzene	ND	320		µg/Kg-dry	1	10/17/01 5:45:00 PM
Pentachlorophenol	ND	640		µg/Kg-dry	1	10/17/01 5:45:00 PM
Phenanthrene	ND	320		µg/Kg-dry	1	10/17/01 5:45:00 PM
Anthracene	ND	320		µg/Kg-dry	1	10/17/01 5:45:00 PM
Carbazole	ND	320		µg/Kg-dry	1	10/17/01 5:45:00 PM
Di-n-butyl phthalate	ND	320		µg/Kg-dry	1	10/17/01 5:45:00 PM
Fluoranthene	ND	320		µg/Kg-dry	1	10/17/01 5:45:00 PM
Pyrene	ND	320		µg/Kg-dry	1	10/17/01 5:45:00 PM
Butyl benzyl phthalate	ND	320		µg/Kg-dry	1	10/17/01 5:45:00 PM
Bis(2-ethylhexyl)phthalate	ND	320		µg/Kg-dry	1	10/17/01 5:45:00 PM
3,3'-Dichlorobenzidine	ND	320		µg/Kg-dry	1	10/17/01 5:45:00 PM
Benz(a)anthracene	ND	320		µg/Kg-dry	1	10/17/01 5:45:00 PM
Chrysene	ND	320		µg/Kg-dry	1	10/17/01 5:45:00 PM
Di-n-octyl phthalate	ND	320		µg/Kg-dry	1	10/17/01 5:45:00 PM
Benzo(b)fluoranthene	ND	320		µg/Kg-dry	1	10/17/01 5:45:00 PM
Benzo(k)fluoranthene	ND	320		µg/Kg-dry	1	10/17/01 5:45:00 PM
Benzo(a)pyrene	ND	320		µg/Kg-dry	1	10/17/01 5:45:00 PM
Dibenz(a,h)anthracene	ND	320		µg/Kg-dry	1	10/17/01 5:45:00 PM
Indeno(1,2,3-cd)pyrene	ND	320		µg/Kg-dry	1	10/17/01 5:45:00 PM
Benzo(g,h,i)perylene	ND	320		µg/Kg-dry	1	10/17/01 5:45:00 PM

Qualifiers:

ND - Not Detected at the Reporting Limit

J - Analyte detected below quantitation limits

B - Analyte detected in the associated Method Blank

H - Method prescribed holding time exceeded

S - Spike Recovery outside accepted recovery limits

R - RPD outside accepted recovery limits

E - Value above quantitation range

- See Case Narrative

RL - Reporting Limit; defined as the lowest concentration the laboratory can accurately quantitate.

Lab Order: 0110114
Client: STV Incorporated
Project: 0710730 East Side Access

DATES REPORT

Sample ID	Client Sample ID	Collection Date	Matrix	Test Name	TCLP Date	Prep Date	Analysis Date
0110114-01A	TE-MW-2-19 (32')	10/9/01	Soil	Percent Moisture			10/15/01
				VOLATILES by GC/MS, Bulk Soil		10/9/01	10/22/01
0110114-02A	TE-MW-2-19 (30-32')			Percent Moisture			10/15/01
				SEMIVOLATILE ORGANICS, Soil/Solids		10/15/01	10/17/01

AMRO Environmental Laboratories Corporation

SAMPLE RECEIPT CHECKLIST

111 Herrick Street
Merrimack, NH 03054
(603) 424-2022

Client: STV
Project Name: East Side Access
Ship via: (circle one) Fed Ex., UPS, AMRO Courier, Hand Del., Other Courier, Other:

AMRO ID: 0110114
Date Rec.: 10-11-01
Date Due: 10-23-01

Items to be Checked Upon Receipt	Yes	No	NA	Comments
1. Army Samples received in individual plastic bags?	✓			
2. Custody Seals present?	✓			
3. Custody Seals Intact?	✓			
4. Air Bill included in folder if received?	✓			
5. Is COC included with samples?	✓			
6. Is COC signed and dated by client?	✓			
7. Laboratory receipt temperature. TEMP = 20				
Samples rec. with ice ✓ ice packs___ neither___				
8. Were samples received the same day they were sampled?		✓		
Is client temperature 4°C ± 2°C?	✓			
If no obtain authorization from the client for the analyses.				
Client authorization from: Date: Obtained by:				
9. Is the COC filled out correctly and completely?	✓			
10. Does the info on the COC match the samples?	✓			
11. Were samples rec. within holding time?	✓			
12. Were all samples properly labeled?	✓			
13. Were all samples properly preserved?			✓	
14. Were proper sample containers used?	✓			
15. Were all samples received intact? (none broken or leaking)	✓			
16. Were VOA vials rec. with no air bubbles?			✓	
17. Were the sample volumes sufficient for requested analysis?	✓			
18. Were all samples received?	✓			
19. VPH and VOA Soils only:	✓			
Sampling Method VPH (circle one): M=Methanol, E=EnCore (air-tight container)				
Sampling Method VOA (circle one): M=Methanol, SB=Sodium Bisulfate, E=EnCore, B=Bulk				
If M or SB:				
Does preservative cover the soil?				
If NO then client must be faxed.				
Does preservation level come close to the fill line on the vial?				
If NO then client must be faxed.				
Were vials provided by AMRO?				
If NO then weights MUST be obtained from client				
Was dry weight aliquot provided?				
If NO then fax client and inform the VOA lab ASAP.				
20. Subcontracted Samples:			✓	
What samples sent:				
Where sent:				
Date:				
Analysis:				
TAT:				
21. Information entered into:				
Internal Tracking Log?	✓			
Dry Weight Log?	✓			
Client Log?			✓	
Composite Log?			✓	
Filtration Log?			✓	

Received By: CC Date: ~~10-12~~ 10-11-01 Logged in By: CC Date: 10-12-01
Labeled By: CC Date: 10-12-01 Checked By: MG Date: 10-15-01

AMRO Environmental Laboratories Corporation
111 Hel[illegible] Street
Merrimack, NH 03054

CHAIN-OF-CUS[illegible]DY RECORD

41164

Office: (603) 42[illegible]22
Fax: (603) 42[illegible]6

Project No.: 0710730	Project Name: East Side Access	Project Manager: J. Butler	Samplers (Signature): P. [illegible]	AMRO Project No.: 0110114
	Project State:			

Sample ID	Date/Time Sampled	Matrix (A= Air, S= Soil, GW= Ground W., WW= Waste W., DW= Drinking W., O= Oil, Other= Specify)	Total # of Cont. & Size	TCL VOCs	TCL SVOCs	Remarks
	10/9					
TE-MW-2-19 (32')	1200	S	2 oz	X		
TE-MW-2-19 (30-32)	1200	S	8 oz		X	

Preservative: C-HCl, MeOH, N-HN03, S-H2SO4, Na-NaOH, O- Other
Container Type: P-Plastic, G-Glass, V-Vial, T-Teflon, O-Other

Please print clearly, legibly and completely. Samples can not be logged in and the turnaround time clock will not start until any ambiguities are resolved.

FAX No.:

NOTES: Preservatives, Special reporting limits, Known Contamination, etc;

Send Results To:

Seal Intact? Yes No N/A

GW-1 ____ GW-2 ____ GW-3 ____

MCP Level Needed: ____

P.O. No:

Results Needed By:

PRIORITY TURNAROUND TIME AUTHORIZATION
Before submitting samples for expedited TAT, you must have requested in advance and received a coded TAT AUTHORIZATION NUMBER
AUTHORIZATION No. ____ BY: ____

Relinquished By	Date/ Time	Received By	Date/Time
P. [illegible]	10/9 1500		
		C Cawley	10/11/01 0945

SHEET 1 OF 1

White: Lab Copy Yellow: Accompanies Report Pink: Client Copy

NEW YORK STATE DEPARTMENT OF HEALTH
WADSWORTH CENTER
Antonia C. Novello, M.D., M.P.H., Dr.P.H. Commissioner

Expires 12:01 AM April 01, 2002
Issued September 17, 2001

CERTIFICATE OF APPROVAL FOR LABORATORY SERVICE

Issued in accordance with and pursuant to section 502 Public Health Law of New York State

MS. NANCY STEWART
AMRO ENVIRONMENTAL LAB CORP
111 HERRICK STREET
MERRIMACK NH 03054 USA

NY Lab Id No: 11278
EPA Lab Code: NH00012

is hereby APPROVED as an Environmental Laboratory in conformance with the National Environmental Laboratory Accreditation Conference Standards for the category ENVIRONMENTAL ANALYSES NON POTABLE WATER All approved analytes are listed below:

Benzidines	
3,3 -dichlorobenzidine	EPA 625
Benzidine	EPA 625
Chlorinated Hydrocarbon Pesticides	
4,4 -DDE	EPA 608
4,4 -DDT	EPA 608
4,4-DDD	EPA 608
Aldrin	EPA 608
alpha-BHC	EPA 608
beta-BHC	EPA 608
Chlordane Total	EPA 608
delta-BHC	EPA 608
Dieldrin	EPA 608
Endosulfan I	EPA 608
Endosulfan II	EPA 608
Endosulfan sulfate	EPA 608
Endrin	EPA 608
Endrin aldehyde	EPA 608
Heptachlor	EPA 608
Heptachlor epoxide	EPA 608
Lindane	EPA 608
Chlorinated Hydrocarbons	
1,2,4-Trichlorobenzene	EPA 625
2-Chloronaphthalene	EPA 625
Chlorinated Hydrocarbons	
Hexachlorobenzene	EPA 625
Hexachlorobutadiene	EPA 625
Hexachlorocyclopentadiene	EPA 625
Hexachloroethane	EPA 625
Demand	
Biochemical Oxygen Demand	EPA 405.1
Chemical Oxygen Demand	EPA 410.4
	HACH 8000
Haloethers	
4-Bromophenylphenyl ether	EPA 625
4-Chlorophenylphenyl ether	EPA 625
Bis (2-chloroisopropyl) ether	EPA 625
Bis(2-chloroethoxy)methane	EPA 625
Bis(2-chloroethyl)ether	EPA 625
Mineral	
Alkalinity	EPA 310.1
Chloride	EPA 300.0
	EPA 325.3
Fluoride, Total	EPA 300.0
	EPA 340.2
Hardness, Total	EPA 200.7
Sulfate (as SO4)	EPA 300.0
	EPA 375.4

Serial No.: 13876

Property of the New York State Department of Health. Valid only at the address shown. Must be conspicuously posted. Valid certificates have a raised seal and may be verified by calling (518)485-5570.

DOH-3317 (3/97)

NEW YORK STATE DEPARTMENT OF HEALTH
WADSWORTH CENTER
Antonia C. Novello, M.D., M.P.H., Dr.P.H. Commissioner

Expires 12:01 AM April 01, 2002
Issued September 17, 2001

CERTIFICATE OF APPROVAL FOR LABORATORY SERVICE

Issued in accordance with and pursuant to section 502 Public Health Law of New York State

MS. NANCY STEWART
AMRO ENVIRONMENTAL LAB CORP
111 HERRICK STREET
MERRIMACK NH 03054 USA

NY Lab Id No: 11278
EPA Lab Code: NH00012

is hereby APPROVED as an Environmental Laboratory in conformance with the National Environmental Laboratory Accreditation Conference Standards for the category ENVIRONMENTAL ANALYSES NON POTABLE WATER
All approved analytes are listed below:

Nitroaromatics and Isophorone

2,4-Dinitrotoluene	EPA 625
2,6-Dinitrotoluene	EPA 625
Isophorone	EPA 625
Nitrobenzene	EPA 625

Nitrosoamines

[illegible]trosodi-n-propylamine	EPA 625
[illegible]itrosodiphenylamine	EPA 625

Nutrient

Ammonia (as N)	EPA 350.2
Kjeldahl Nitrogen, Total	EPA 351.1
Nitrate (as N)	EPA 300.0
	EPA 353.2
Orthophosphate (as P)	EPA 300.0
	EPA 365.2
Phosphorus, Total	EPA 365.2

Phthalate Esters

Benzyl butyl phthalate	EPA 625
Bis(2-ethylhexyl) phthalate	EPA 625
Diethyl phthalate	EPA 625
Dimethyl phthalate	EPA 625
Di-n-butyl phthalate	EPA 625
Di-n-octyl phthalate	EPA 625

Polychlorinated Biphenyls

PCB-1016	EPA 608
PCB-1221	EPA 608
PCB-1232	EPA 608
PCB-1242	EPA 608
PCB-1248	EPA 608
PCB-1254	EPA 608
PCB-1260	EPA 608

Polynuclear Aromatics

Acenaphthene	EPA 625
Anthracene	EPA 625
Benzo(a)anthracene	EPA 625
Benzo(a)pyrene	EPA 625
Benzo(b)fluoranthene	EPA 625
Chrysene	EPA 625
Fluoranthene	EPA 625
Indeno(1,2,3-cd)pyrene	EPA 625
Pyrene	EPA 625

Priority Pollutant Phenols

2,4,6-Trichlorophenol	EPA 625
2,4-Dichlorophenol	EPA 625
2,4-Dimethylphenol	EPA 625
2,4-Dinitrophenol	EPA 625
2-Chlorophenol	EPA 625

Serial No.: 13876

[illegible] of the New York State Department of Health. Valid only at the address shown. [illegible] conspicuously posted. Valid certificates have a raised seal and may be verified by calling (518)485-5570.

DOH-3317 (3/97)

NEW YORK STATE DEPARTMENT OF HEALTH
WADSWORTH CENTER
Antonia C. Novello, M.D., M.P.H., Dr.P.H. Commissioner

Expires 12:01 AM April 01, 2002
Issued September 17, 2001

• CERTIFICATE OF APPROVAL FOR LABORATORY SERVICE

Issued in accordance with and pursuant to section 502 Public Health Law of New York State

MS. NANCY STEWART
AMRO ENVIRONMENTAL LAB CORP
111 HERRICK STREET
MERRIMACK NH 03054 USA

NY Lab Id No: 11278
EPA Lab Code: NH00012

is hereby APPROVED as an Environmental Laboratory in conformance with the National Environmental Laboratory Accreditation Conference Standards for the category ENVIRONMENTAL ANALYSES NON POTABLE WATER All approved analytes are listed below:

Priority Pollutant Phenols	
2-Methyl-4,6-dinitrophenol	EPA 625
2-Nitrophenol	EPA 625
4-Chloro-3-methylphenol	EPA 625
4-Nitrophenol	EPA 625
Pentachlorophenol	EPA 625
Phenol	EPA 625
Purgeable Aromatics	
1,2-Dichlorobenzene	EPA 624
1,3-Dichlorobenzene	EPA 624
1,4-Dichlorobenzene	EPA 624
Benzene	EPA 624
Ethyl benzene	EPA 624
Toluene	EPA 1624
Purgeable Halocarbons	
1,1,1-Trichloroethane	EPA 624
1,1,2,2-Tetrachloroethane	EPA 624
1,1,2-Trichloroethane	EPA 624
1,1-Dichloroethane	EPA 624
1,1-Dichloroethene	EPA 624
1,2-Dichloroethane	EPA 624
1,2-Dichloroethene (total)	EPA 624
1,2-Dichloropropane	EPA 624
Bromodichloromethane	EPA 624

Purgeable Halocarbons	
Bromoform	EPA 624
Bromomethane	EPA 624
Carbon tetrachloride	EPA 624
Chloroethane	EPA 624
Chloroform	EPA 624
Chloromethane	EPA 624
Methylene chloride	EPA 624
Tetrachloroethene	EPA 624
trans-1,3-Dichloropropene	EPA 624
Trichloroethene	EPA 624
Trichlorofluoromethane	EPA 624
Vinyl chloride	EPA 624
Residue	
Solids, Total	EPA 160.3
Solids, Total Dissolved	EPA 160.1
Solids, Total Suspended	EPA 160.2
Wastewater Metals I	
Barium, Total	EPA 200.7
Cadmium, Total	EPA 200.7
Calcium, Total	EPA 200.7
Chromium, Total	EPA 200.7
Copper, Total	EPA 200.7
Iron, Total	EPA 200.7

Serial No.: 13876

Property of the New York State Department of Health. Valid only at the address shown. Must be conspicuously posted. Valid certificates have a raised seal and may be verified by calling (518)485-5570.

DOH-3317 (3/97)

NEW YORK STATE DEPARTMENT OF HEALTH
WADSWORTH CENTER
Antonia C. Novello, M.D., M.P.H., Dr.P.H. Commissioner

Expires 12:01 AM April 01, 2002
Issued September 17, 2001

CERTIFICATE OF APPROVAL FOR LABORATORY SERVICE

Issued in accordance with and pursuant to section 502 Public Health Law of New York State

MS. NANCY STEWART
AMRO ENVIRONMENTAL LAB CORP
111 HERRICK STREET
MERRIMACK NH 03054 USA

NY Lab Id No: 11278
EPA Lab Code: NH00012

is hereby APPROVED as an Environmental Laboratory in conformance with the National Environmental Laboratory Accreditation Conference Standards for the category ENVIRONMENTAL ANALYSES NON POTABLE WATER
All approved analytes are listed below:

Wastewater Metals I

Lead, Total	EPA 200.7
	EPA 239.2
Magnesium, Total	EPA 200.7
Manganese, Total	EPA 200.7
Nickel, Total	EPA 200.7
Potassium, Total	EPA 200.7
[illegible]r, Total	EPA 200.7
[illegible]um, Total	EPA 200.7

Wastewater Metals II

Aluminum, Total	EPA 200.7
Antimony, Total	EPA 200.7
	EPA 204.2
Arsenic, Total	ASTM D-2972-93C
	EPA 200.7
Beryllium, Total	EPA 200.7
Mercury, Total	EPA 245.1
Selenium, Total	EPA 200.7
	EPA 270.2
Vanadium, Total	EPA 200.7
Zinc, Total	EPA 200.7

Wastewater Metals III

Cobalt, Total	EPA 200.7
Molybdenum, Total	EPA 200.7

Wastewater Metals III

Thallium, Total	EPA 200.7
	EPA 279.2

Wastewater Miscellaneous

Cyanide, Total	EPA 335.2
Hydrogen Ion (pH)	EPA 150.1
Oil & Grease Total Recoverabl	EPA 413.1
Phenols	EPA 420.1
Specific Conductance	EPA 120.1

Serial No.: 13876

[illegible]perty of the New York State Department of Health. Valid only at the address shown.
[illegible]onspicuously posted. Valid certificates have a raised seal and may be
[illegible] calling (518)485-5570.

DOH-3317 (3/97)

AMRO Environmental Laboratories Corporation

111 Herrick Street, Merrimack, NH 03054
TEL: (603) 424-2022 · FAX: (603) 429-8496

October 26, 2001

Jeff Butler
STV Incorporated
225 Park Avenue South
New York, NY 10003
TEL: (212) 777-4400
FAX: (212) 529-5237

RE: 0710730 East Side Access Order No.: 0110133

Dear Jeff Butler:

AMRO Environmental Laboratories Corp. received 8 samples on 10/12/01 for the analyses presented in the following report.

AMRO operates a Quality Assurance Program which meets or exceeds National Environmental Laboratory Accreditation Conference (NELAC), state, and EPA requirements. A copy of the appropriate state and/or NELAC Certificate is attached.

The enclosed Sample Receipt Checklist details the condition of your sample(s) upon receipt. Please be advised that any unused sample volume and sample extracts will be stored for a period of thirty (30) days from this report date. After this time, AMRO will properly dispose of the remaining sample(s). If you require further analysis, or need the samples held for a longer period, please contact us immediately.

This report consists of a total of 34 pages. This letter is an integral part of your data report. If you have any questions regarding this project in the future, please refer to the Order Number above.

Sincerely,

Nancy Stewart
Vice President / Lab Director

AMRO Environmental Laboratories Corp.

Date: *26-Oct-01*

CLIENT: STV Incorporated
Project: 0710730 East Side Access
Lab Order: 0110133
Date Received: 10/12/01

Work Order Sample Summary

Lab Sample ID	Client Sample ID	Collection Date
0110133-01A	TE-MW-2-20 (17)	10/11/01
0110133-02A	TE-MW-2-20 (28 1/2)	10/11/01
0110133-03A	TE-MW-2-16 (17)	10/11/01
0110133-04A	TE-MW-2-16 (42)	10/11/01
0110133-05A	TE-MW-2-20 (15-17)	10/11/01
0110133-06A	TE-MW-2-20 (27-28 1/2)	10/11/01
0110133-07A	TE-MW-2-16 (15-17)	10/11/01
0110133-08A	TE-MW-2-16 (40-42)	10/11/01

AMRO Environmental Laboratories Corp.

Date: *26-Oct-01*

CLIENT:	STV Incorporated	**Client Sample ID:**	TE-MW-2-20 (17)
Lab Order:	0110133		
Project:	0710730 East Side Access	**Collection Date:**	10/11/01
Lab ID:	0110133-01A	**Matrix:**	SOIL

Analyses	Result	RL	Qual	Units	DF	Date Analyzed
VOLATILES BY GC/MS		**SW8260B**				Analyst: SK
Dichlorodifluoromethane	ND	57		µg/Kg-dry	1	10/23/01 1:05:00 PM
Chloromethane	ND	57		µg/Kg-dry	1	10/23/01 1:05:00 PM
Vinyl chloride	ND	29		µg/Kg-dry	1	10/23/01 1:05:00 PM
Chloroethane	ND	57		µg/Kg-dry	1	10/23/01 1:05:00 PM
Bromomethane	ND	57		µg/Kg-dry	1	10/23/01 1:05:00 PM
Trichlorofluoromethane	ND	57		µg/Kg-dry	1	10/23/01 1:05:00 PM
Acetone	ND	290		µg/Kg-dry	1	10/23/01 1:05:00 PM
1,1-Dichloroethene	ND	29		µg/Kg-dry	1	10/23/01 1:05:00 PM
Carbon disulfide	ND	57		µg/Kg-dry	1	10/23/01 1:05:00 PM
Methylene chloride	84	57		µg/Kg-dry	1	10/23/01 1:05:00 PM
Methyl tert-butyl ether	ND	29		µg/Kg-dry	1	10/23/01 1:05:00 PM
trans-1,2-Dichloroethene	ND	29		µg/Kg-dry	1	10/23/01 1:05:00 PM
1,1-Dichloroethane	ND	29		µg/Kg-dry	1	10/23/01 1:05:00 PM
2-Butanone	ND	290		µg/Kg-dry	1	10/23/01 1:05:00 PM
2,2-Dichloropropane	ND	29		µg/Kg-dry	1	10/23/01 1:05:00 PM
cis-1,2-Dichloroethene	ND	29		µg/Kg-dry	1	10/23/01 1:05:00 PM
Chloroform	ND	29		µg/Kg-dry	1	10/23/01 1:05:00 PM
Bromochloromethane	ND	29		µg/Kg-dry	1	10/23/01 1:05:00 PM
1,1,1-Trichloroethane	ND	29		µg/Kg-dry	1	10/23/01 1:05:00 PM
1,1-Dichloropropene	ND	29		µg/Kg-dry	1	10/23/01 1:05:00 PM
Carbon tetrachloride	ND	29		µg/Kg-dry	1	10/23/01 1:05:00 PM
1,2-Dichloroethane	ND	29		µg/Kg-dry	1	10/23/01 1:05:00 PM
Benzene	ND	29		µg/Kg-dry	1	10/23/01 1:05:00 PM
Trichloroethene	ND	29		µg/Kg-dry	1	10/23/01 1:05:00 PM
1,2-Dichloropropane	ND	29		µg/Kg-dry	1	10/23/01 1:05:00 PM
Bromodichloromethane	ND	29		µg/Kg-dry	1	10/23/01 1:05:00 PM
Dibromomethane	ND	29		µg/Kg-dry	1	10/23/01 1:05:00 PM
4-Methyl-2-pentanone	ND	290		µg/Kg-dry	1	10/23/01 1:05:00 PM
cis-1,3-Dichloropropene	ND	29		µg/Kg-dry	1	10/23/01 1:05:00 PM
Toluene	ND	29		µg/Kg-dry	1	10/23/01 1:05:00 PM
trans-1,3-Dichloropropene	ND	29		µg/Kg-dry	1	10/23/01 1:05:00 PM
1,1,2-Trichloroethane	ND	29		µg/Kg-dry	1	10/23/01 1:05:00 PM
1,2-Dibromoethane	ND	29		µg/Kg-dry	1	10/23/01 1:05:00 PM
2-Hexanone	ND	290		µg/Kg-dry	1	10/23/01 1:05:00 PM
1,3-Dichloropropane	ND	29		µg/Kg-dry	1	10/23/01 1:05:00 PM
Tetrachloroethene	ND	29		µg/Kg-dry	1	10/23/01 1:05:00 PM
Dibromochloromethane	ND	29		µg/Kg-dry	1	10/23/01 1:05:00 PM
Chlorobenzene	ND	29		µg/Kg-dry	1	10/23/01 1:05:00 PM

Qualifiers:

ND - Not Detected at the Reporting Limit
J - Analyte detected below quantitation limits
B - Analyte detected in the associated Method Blank
H - Method prescribed holding time exceeded
S - Spike Recovery outside accepted recovery limits
R - RPD outside accepted recovery limits
E - Value above quantitation range
- See Case Narrative
RL - Reporting Limit; defined as the lowest concentration the laboratory can accurately quantitate.

AMRO Environmental Laboratories Corp.

Date: *26-Oct-01*

CLIENT: STV Incorporated
Lab Order: 0110133
Project: 0710730 East Side Access
Lab ID: 0110133-01A

Client Sample ID: TE-MW-2-20 (17)
Collection Date: 10/11/01
Matrix: SOIL

Analyses	Result	RL	Qual	Units	DF	Date Analyzed
1,1,1,2-Tetrachloroethane	ND	29		µg/Kg-dry	1	10/23/01 1:05:00 PM
Ethylbenzene	ND	29		µg/Kg-dry	1	10/23/01 1:05:00 PM
m,p-Xylene	ND	29		µg/Kg-dry	1	10/23/01 1:05:00 PM
o-Xylene	ND	29		µg/Kg-dry	1	10/23/01 1:05:00 PM
Styrene	ND	29		µg/Kg-dry	1	10/23/01 1:05:00 PM
Bromoform	ND	29		µg/Kg-dry	1	10/23/01 1:05:00 PM
Isopropylbenzene	ND	29		µg/Kg-dry	1	10/23/01 1:05:00 PM
1,1,2,2-Tetrachloroethane	ND	29		µg/Kg-dry	1	10/23/01 1:05:00 PM
1,2,3-Trichloropropane	ND	29		µg/Kg-dry	1	10/23/01 1:05:00 PM
Bromobenzene	ND	29		µg/Kg-dry	1	10/23/01 1:05:00 PM
n-Propylbenzene	ND	29		µg/Kg-dry	1	10/23/01 1:05:00 PM
2-Chlorotoluene	ND	29		µg/Kg-dry	1	10/23/01 1:05:00 PM
4-Chlorotoluene	ND	29		µg/Kg-dry	1	10/23/01 1:05:00 PM
1,3,5-Trimethylbenzene	ND	29		µg/Kg-dry	1	10/23/01 1:05:00 PM
tert-Butylbenzene	ND	29		µg/Kg-dry	1	10/23/01 1:05:00 PM
1,2,4-Trimethylbenzene	ND	29		µg/Kg-dry	1	10/23/01 1:05:00 PM
sec-Butylbenzene	ND	29		µg/Kg-dry	1	10/23/01 1:05:00 PM
4-Isopropyltoluene	ND	29		µg/Kg-dry	1	10/23/01 1:05:00 PM
1,3-Dichlorobenzene	ND	29		µg/Kg-dry	1	10/23/01 1:05:00 PM
1,4-Dichlorobenzene	ND	29		µg/Kg-dry	1	10/23/01 1:05:00 PM
n-Butylbenzene	ND	29		µg/Kg-dry	1	10/23/01 1:05:00 PM
1,2-Dichlorobenzene	ND	29		µg/Kg-dry	1	10/23/01 1:05:00 PM
1,2-Dibromo-3-chloropropane	ND	57		µg/Kg-dry	1	10/23/01 1:05:00 PM
1,2,4-Trichlorobenzene	ND	29		µg/Kg-dry	1	10/23/01 1:05:00 PM
Hexachlorobutadiene	ND	29		µg/Kg-dry	1	10/23/01 1:05:00 PM
Naphthalene	ND	57		µg/Kg-dry	1	10/23/01 1:05:00 PM
1,2,3-Trichlorobenzene	ND	29		µg/Kg-dry	1	10/23/01 1:05:00 PM
Surr: Dibromofluoromethane	92.1	62-121		%REC	1	10/23/01 1:05:00 PM
Surr: 1,2-Dichloroethane-d4	90.4	55-127		%REC	1	10/23/01 1:05:00 PM
Surr: Toluene-d8	90.1	66-124		%REC	1	10/23/01 1:05:00 PM
Surr: 4-Bromofluorobenzene	86.0	63-120		%REC	1	10/23/01 1:05:00 PM

Qualifiers:

ND - Not Detected at the Reporting Limit
J - Analyte detected below quantitation limits
B - Analyte detected in the associated Method Blank
H - Method prescribed holding time exceeded
S - Spike Recovery outside accepted recovery limits
R - RPD outside accepted recovery limits
E - Value above quantitation range
- See Case Narrative
RL - Reporting Limit; defined as the lowest concentration the laboratory can accurately quantitate.

AMRO Environmental Laboratories Corp.

Date: *26-Oct-01*

CLIENT:	STV Incorporated	**Client Sample ID:**	TE-MW-2-20 (28 1/2)
Lab Order:	0110133		
Project:	0710730 East Side Access	**Collection Date:**	10/11/01
Lab ID:	0110133-02A	**Matrix:**	SOIL

Analyses	Result	RL	Qual	Units	DF	Date Analyzed
VOLATILES BY GC/MS		**SW8260B**				Analyst: SK
Dichlorodifluoromethane	ND	57		µg/Kg-dry	1	10/23/01 1:40:00 PM
Chloromethane	ND	57		µg/Kg-dry	1	10/23/01 1:40:00 PM
Vinyl chloride	ND	28		µg/Kg-dry	1	10/23/01 1:40:00 PM
Chloroethane	ND	57		µg/Kg-dry	1	10/23/01 1:40:00 PM
Bromomethane	ND	57		µg/Kg-dry	1	10/23/01 1:40:00 PM
Trichlorofluoromethane	ND	57		µg/Kg-dry	1	10/23/01 1:40:00 PM
Acetone	ND	280		µg/Kg-dry	1	10/23/01 1:40:00 PM
1,1-Dichloroethene	ND	28		µg/Kg-dry	1	10/23/01 1:40:00 PM
Carbon disulfide	ND	57		µg/Kg-dry	1	10/23/01 1:40:00 PM
Methylene chloride	100	57		µg/Kg-dry	1	10/23/01 1:40:00 PM
Methyl tert-butyl ether	ND	28		µg/Kg-dry	1	10/23/01 1:40:00 PM
trans-1,2-Dichloroethene	ND	28		µg/Kg-dry	1	10/23/01 1:40:00 PM
1,1-Dichloroethane	ND	28		µg/Kg-dry	1	10/23/01 1:40:00 PM
2-Butanone	ND	280		µg/Kg-dry	1	10/23/01 1:40:00 PM
2,2-Dichloropropane	ND	28		µg/Kg-dry	1	10/23/01 1:40:00 PM
cis-1,2-Dichloroethene	ND	28		µg/Kg-dry	1	10/23/01 1:40:00 PM
Chloroform	ND	28		µg/Kg-dry	1	10/23/01 1:40:00 PM
Bromochloromethane	ND	28		µg/Kg-dry	1	10/23/01 1:40:00 PM
1,1,1-Trichloroethane	ND	28		µg/Kg-dry	1	10/23/01 1:40:00 PM
1,1-Dichloropropene	ND	28		µg/Kg-dry	1	10/23/01 1:40:00 PM
Carbon tetrachloride	ND	28		µg/Kg-dry	1	10/23/01 1:40:00 PM
1,2-Dichloroethane	ND	28		µg/Kg-dry	1	10/23/01 1:40:00 PM
Benzene	ND	28		µg/Kg-dry	1	10/23/01 1:40:00 PM
Trichloroethene	ND	28		µg/Kg-dry	1	10/23/01 1:40:00 PM
1,2-Dichloropropane	ND	28		µg/Kg-dry	1	10/23/01 1:40:00 PM
Bromodichloromethane	ND	28		µg/Kg-dry	1	10/23/01 1:40:00 PM
Dibromomethane	ND	28		µg/Kg-dry	1	10/23/01 1:40:00 PM
4-Methyl-2-pentanone	ND	280		µg/Kg-dry	1	10/23/01 1:40:00 PM
cis-1,3-Dichloropropene	ND	28		µg/Kg-dry	1	10/23/01 1:40:00 PM
Toluene	ND	28		µg/Kg-dry	1	10/23/01 1:40:00 PM
trans-1,3-Dichloropropene	ND	28		µg/Kg-dry	1	10/23/01 1:40:00 PM
1,1,2-Trichloroethane	ND	28		µg/Kg-dry	1	10/23/01 1:40:00 PM
1,2-Dibromoethane	ND	28		µg/Kg-dry	1	10/23/01 1:40:00 PM
2-Hexanone	ND	280		µg/Kg-dry	1	10/23/01 1:40:00 PM
1,3-Dichloropropane	ND	28		µg/Kg-dry	1	10/23/01 1:40:00 PM
Tetrachloroethene	ND	28		µg/Kg-dry	1	10/23/01 1:40:00 PM
Dibromochloromethane	ND	28		µg/Kg-dry	1	10/23/01 1:40:00 PM
Chlorobenzene	ND	28		µg/Kg-dry	1	10/23/01 1:40:00 PM

Qualifiers:

ND - Not Detected at the Reporting Limit
J - Analyte detected below quantitation limits
B - Analyte detected in the associated Method Blank
H - Method prescribed holding time exceeded
S - Spike Recovery outside accepted recovery limits
R - RPD outside accepted recovery limits
E - Value above quantitation range
- See Case Narrative
RL - Reporting Limit; defined as the lowest concentration the laboratory can accurately quantitate.

AMRO Environmental Laboratories Corp.

Date: *26-Oct-01*

CLIENT: STV Incorporated
Client Sample ID: TE-MW-2-20 (28 1/2)
Lab Order: 0110133
Project: 0710730 East Side Access
Collection Date: 10/11/01
Lab ID: 0110133-02A
Matrix: SOIL

Analyses	Result	RL	Qual	Units	DF	Date Analyzed
1,1,1,2-Tetrachloroethane	ND	28		µg/Kg-dry	1	10/23/01 1:40:00 PM
Ethylbenzene	ND	28		µg/Kg-dry	1	10/23/01 1:40:00 PM
m,p-Xylene	ND	28		µg/Kg-dry	1	10/23/01 1:40:00 PM
o-Xylene	ND	28		µg/Kg-dry	1	10/23/01 1:40:00 PM
Styrene	ND	28		µg/Kg-dry	1	10/23/01 1:40:00 PM
Bromoform	ND	28		µg/Kg-dry	1	10/23/01 1:40:00 PM
Isopropylbenzene	ND	28		µg/Kg-dry	1	10/23/01 1:40:00 PM
1,1,2,2-Tetrachloroethane	ND	28		µg/Kg-dry	1	10/23/01 1:40:00 PM
1,2,3-Trichloropropane	ND	28		µg/Kg-dry	1	10/23/01 1:40:00 PM
Bromobenzene	ND	28		µg/Kg-dry	1	10/23/01 1:40:00 PM
n-Propylbenzene	ND	28		µg/Kg-dry	1	10/23/01 1:40:00 PM
2-Chlorotoluene	ND	28		µg/Kg-dry	1	10/23/01 1:40:00 PM
4-Chlorotoluene	ND	28		µg/Kg-dry	1	10/23/01 1:40:00 PM
1,3,5-Trimethylbenzene	ND	28		µg/Kg-dry	1	10/23/01 1:40:00 PM
tert-Butylbenzene	ND	28		µg/Kg-dry	1	10/23/01 1:40:00 PM
1,2,4-Trimethylbenzene	ND	28		µg/Kg-dry	1	10/23/01 1:40:00 PM
sec-Butylbenzene	ND	28		µg/Kg-dry	1	10/23/01 1:40:00 PM
4-Isopropyltoluene	ND	28		µg/Kg-dry	1	10/23/01 1:40:00 PM
1,3-Dichlorobenzene	ND	28		µg/Kg-dry	1	10/23/01 1:40:00 PM
1,4-Dichlorobenzene	ND	28		µg/Kg-dry	1	10/23/01 1:40:00 PM
n-Butylbenzene	ND	28		µg/Kg-dry	1	10/23/01 1:40:00 PM
1,2-Dichlorobenzene	ND	28		µg/Kg-dry	1	10/23/01 1:40:00 PM
1,2-Dibromo-3-chloropropane	ND	57		µg/Kg-dry	1	10/23/01 1:40:00 PM
1,2,4-Trichlorobenzene	ND	28		µg/Kg-dry	1	10/23/01 1:40:00 PM
Hexachlorobutadiene	ND	28		µg/Kg-dry	1	10/23/01 1:40:00 PM
Naphthalene	ND	57		µg/Kg-dry	1	10/23/01 1:40:00 PM
1,2,3-Trichlorobenzene	ND	28		µg/Kg-dry	1	10/23/01 1:40:00 PM
Surr: Dibromofluoromethane	94.9	62-121		%REC	1	10/23/01 1:40:00 PM
Surr: 1,2-Dichloroethane-d4	96.0	55-127		%REC	1	10/23/01 1:40:00 PM
Surr: Toluene-d8	92.2	66-124		%REC	1	10/23/01 1:40:00 PM
Surr: 4-Bromofluorobenzene	88.8	63-120		%REC	1	10/23/01 1:40:00 PM

Qualifiers:

ND - Not Detected at the Reporting Limit
J - Analyte detected below quantitation limits
B - Analyte detected in the associated Method Blank
H - Method prescribed holding time exceeded
S - Spike Recovery outside accepted recovery limits
R - RPD outside accepted recovery limits
E - Value above quantitation range
- See Case Narrative
RL - Reporting Limit; defined as the lowest concentration the laboratory can accurately quantitate.

AMRO Environmental Laboratories Corp.

Date: *26-Oct-01*

CLIENT:	STV Incorporated	**Client Sample ID:**	TE-MW-2-16 (17)
Lab Order:	0110133		
Project:	0710730 East Side Access	**Collection Date:**	10/11/01
Lab ID:	0110133-03A	**Matrix:**	SOIL

Analyses	Result	RL	Qual	Units	DF	Date Analyzed
VOLATILES BY GC/MS		**SW8260B**				Analyst: SK
Dichlorodifluoromethane	ND	95		µg/Kg-dry	1	10/23/01 2:15:00 PM
Chloromethane	ND	95		µg/Kg-dry	1	10/23/01 2:15:00 PM
Vinyl chloride	ND	47		µg/Kg-dry	1	10/23/01 2:15:00 PM
Chloroethane	ND	95		µg/Kg-dry	1	10/23/01 2:15:00 PM
Bromomethane	ND	95		µg/Kg-dry	1	10/23/01 2:15:00 PM
Trichlorofluoromethane	ND	95		µg/Kg-dry	1	10/23/01 2:15:00 PM
Acetone	ND	470		µg/Kg-dry	1	10/23/01 2:15:00 PM
1,1-Dichloroethene	ND	47		µg/Kg-dry	1	10/23/01 2:15:00 PM
Carbon disulfide	ND	95		µg/Kg-dry	1	10/23/01 2:15:00 PM
Methylene chloride	200	95		µg/Kg-dry	1	10/23/01 2:15:00 PM
Methyl tert-butyl ether	ND	47		µg/Kg-dry	1	10/23/01 2:15:00 PM
trans-1,2-Dichloroethene	ND	47		µg/Kg-dry	1	10/23/01 2:15:00 PM
1,1-Dichloroethane	ND	47		µg/Kg-dry	1	10/23/01 2:15:00 PM
2-Butanone	ND	470		µg/Kg-dry	1	10/23/01 2:15:00 PM
2,2-Dichloropropane	ND	47		µg/Kg-dry	1	10/23/01 2:15:00 PM
cis-1,2-Dichloroethene	ND	47		µg/Kg-dry	1	10/23/01 2:15:00 PM
Chloroform	ND	47		µg/Kg-dry	1	10/23/01 2:15:00 PM
Bromochloromethane	ND	47		µg/Kg-dry	1	10/23/01 2:15:00 PM
1,1,1-Trichloroethane	ND	47		µg/Kg-dry	1	10/23/01 2:15:00 PM
1,1-Dichloropropene	ND	47		µg/Kg-dry	1	10/23/01 2:15:00 PM
Carbon tetrachloride	ND	47		µg/Kg-dry	1	10/23/01 2:15:00 PM
1,2-Dichloroethane	ND	47		µg/Kg-dry	1	10/23/01 2:15:00 PM
Benzene	ND	47		µg/Kg-dry	1	10/23/01 2:15:00 PM
Trichloroethene	ND	47		µg/Kg-dry	1	10/23/01 2:15:00 PM
1,2-Dichloropropane	ND	47		µg/Kg-dry	1	10/23/01 2:15:00 PM
Bromodichloromethane	ND	47		µg/Kg-dry	1	10/23/01 2:15:00 PM
Dibromomethane	ND	47		µg/Kg-dry	1	10/23/01 2:15:00 PM
4-Methyl-2-pentanone	ND	470		µg/Kg-dry	1	10/23/01 2:15:00 PM
cis-1,3-Dichloropropene	ND	47		µg/Kg-dry	1	10/23/01 2:15:00 PM
Toluene	ND	47		µg/Kg-dry	1	10/23/01 2:15:00 PM
trans-1,3-Dichloropropene	ND	47		µg/Kg-dry	1	10/23/01 2:15:00 PM
1,1,2-Trichloroethane	ND	47		µg/Kg-dry	1	10/23/01 2:15:00 PM
1,2-Dibromoethane	ND	47		µg/Kg-dry	1	10/23/01 2:15:00 PM
2-Hexanone	ND	470		µg/Kg-dry	1	10/23/01 2:15:00 PM
1,3-Dichloropropane	ND	47		µg/Kg-dry	1	10/23/01 2:15:00 PM
Tetrachloroethene	ND	47		µg/Kg-dry	1	10/23/01 2:15:00 PM
Dibromochloromethane	ND	47		µg/Kg-dry	1	10/23/01 2:15:00 PM
Chlorobenzene	ND	47		µg/Kg-dry	1	10/23/01 2:15:00 PM

Qualifiers:

ND - Not Detected at the Reporting Limit
J - Analyte detected below quantitation limits
B - Analyte detected in the associated Method Blank
H - Method prescribed holding time exceeded
S - Spike Recovery outside accepted recovery limits
R - RPD outside accepted recovery limits
E - Value above quantitation range
- See Case Narrative
RL - Reporting Limit; defined as the lowest concentration the laboratory can accurately quantitate.

AMRO Environmental Laboratories Corp.

Date: *26-Oct-01*

CLIENT:	STV Incorporated	**Client Sample ID:**	TE-MW-2-16 (17)
Lab Order:	0110133		
Project:	0710730 East Side Access	**Collection Date:**	10/11/01
Lab ID:	0110133-03A	**Matrix:**	SOIL

Analyses	Result	RL	Qual	Units	DF	Date Analyzed
1,1,1,2-Tetrachloroethane	ND	47		µg/Kg-dry	1	10/23/01 2:15:00 PM
Ethylbenzene	ND	47		µg/Kg-dry	1	10/23/01 2:15:00 PM
m,p-Xylene	ND	47		µg/Kg-dry	1	10/23/01 2:15:00 PM
o-Xylene	ND	47		µg/Kg-dry	1	10/23/01 2:15:00 PM
Styrene	ND	47		µg/Kg-dry	1	10/23/01 2:15:00 PM
Bromoform	ND	47		µg/Kg-dry	1	10/23/01 2:15:00 PM
Isopropylbenzene	ND	47		µg/Kg-dry	1	10/23/01 2:15:00 PM
1,1,2,2-Tetrachloroethane	ND	47		µg/Kg-dry	1	10/23/01 2:15:00 PM
1,2,3-Trichloropropane	ND	47		µg/Kg-dry	1	10/23/01 2:15:00 PM
Bromobenzene	ND	47		µg/Kg-dry	1	10/23/01 2:15:00 PM
n-Propylbenzene	ND	47		µg/Kg-dry	1	10/23/01 2:15:00 PM
2-Chlorotoluene	ND	47		µg/Kg-dry	1	10/23/01 2:15:00 PM
4-Chlorotoluene	ND	47		µg/Kg-dry	1	10/23/01 2:15:00 PM
1,3,5-Trimethylbenzene	ND	47		µg/Kg-dry	1	10/23/01 2:15:00 PM
tert-Butylbenzene	ND	47		µg/Kg-dry	1	10/23/01 2:15:00 PM
1,2,4-Trimethylbenzene	ND	47		µg/Kg-dry	1	10/23/01 2:15:00 PM
sec-Butylbenzene	ND	47		µg/Kg-dry	1	10/23/01 2:15:00 PM
4-Isopropyltoluene	ND	47		µg/Kg-dry	1	10/23/01 2:15:00 PM
1,3-Dichlorobenzene	ND	47		µg/Kg-dry	1	10/23/01 2:15:00 PM
1,4-Dichlorobenzene	ND	47		µg/Kg-dry	1	10/23/01 2:15:00 PM
n-Butylbenzene	ND	47		µg/Kg-dry	1	10/23/01 2:15:00 PM
1,2-Dichlorobenzene	ND	47		µg/Kg-dry	1	10/23/01 2:15:00 PM
1,2-Dibromo-3-chloropropane	ND	95		µg/Kg-dry	1	10/23/01 2:15:00 PM
1,2,4-Trichlorobenzene	ND	47		µg/Kg-dry	1	10/23/01 2:15:00 PM
Hexachlorobutadiene	ND	47		µg/Kg-dry	1	10/23/01 2:15:00 PM
Naphthalene	ND	95		µg/Kg-dry	1	10/23/01 2:15:00 PM
1,2,3-Trichlorobenzene	ND	47		µg/Kg-dry	1	10/23/01 2:15:00 PM
Surr: Dibromofluoromethane	75.6	62-121		%REC	1	10/23/01 2:15:00 PM
Surr: 1,2-Dichloroethane-d4	75.5	55-127		%REC	1	10/23/01 2:15:00 PM
Surr: Toluene-d8	70.5	66-124		%REC	1	10/23/01 2:15:00 PM
Surr: 4-Bromofluorobenzene	63.4	63-120		%REC	1	10/23/01 2:15:00 PM

Qualifiers:

ND - Not Detected at the Reporting Limit

J - Analyte detected below quantitation limits

B - Analyte detected in the associated Method Blank

H - Method prescribed holding time exceeded

S - Spike Recovery outside accepted recovery limits

R - RPD outside accepted recovery limits

E - Value above quantitation range

- See Case Narrative

RL - Reporting Limit; defined as the lowest concentration the laboratory can accurately quantitate.

AMRO Environmental Laboratories Corp.

Date: *26-Oct-01*

CLIENT:	STV Incorporated	**Client Sample ID:**	TE-MW-2-16 (42)
Lab Order:	0110133		
Project:	0710730 East Side Access	**Collection Date:**	10/11/01
Lab ID:	0110133-04A	**Matrix:**	SOIL

Analyses	Result	RL	Qual	Units	DF	Date Analyzed
VOLATILES BY GC/MS		**SW8260B**				Analyst: SK
Dichlorodifluoromethane	ND	61		µg/Kg-dry	1	10/23/01 2:50:00 PM
Chloromethane	ND	61		µg/Kg-dry	1	10/23/01 2:50:00 PM
Vinyl chloride	ND	31		µg/Kg-dry	1	10/23/01 2:50:00 PM
Chloroethane	ND	61		µg/Kg-dry	1	10/23/01 2:50:00 PM
Bromomethane	ND	61		µg/Kg-dry	1	10/23/01 2:50:00 PM
Trichlorofluoromethane	ND	61		µg/Kg-dry	1	10/23/01 2:50:00 PM
Acetone	ND	310		µg/Kg-dry	1	10/23/01 2:50:00 PM
1,1-Dichloroethene	ND	31		µg/Kg-dry	1	10/23/01 2:50:00 PM
Carbon disulfide	ND	61		µg/Kg-dry	1	10/23/01 2:50:00 PM
Methylene chloride	160	61		µg/Kg-dry	1	10/23/01 2:50:00 PM
Methyl tert-butyl ether	ND	31		µg/Kg-dry	1	10/23/01 2:50:00 PM
trans-1,2-Dichloroethene	ND	31		µg/Kg-dry	1	10/23/01 2:50:00 PM
1,1-Dichloroethane	ND	31		µg/Kg-dry	1	10/23/01 2:50:00 PM
2-Butanone	ND	310		µg/Kg-dry	1	10/23/01 2:50:00 PM
2,2-Dichloropropane	ND	31		µg/Kg-dry	1	10/23/01 2:50:00 PM
cis-1,2-Dichloroethene	ND	31		µg/Kg-dry	1	10/23/01 2:50:00 PM
Chloroform	ND	31		µg/Kg-dry	1	10/23/01 2:50:00 PM
Bromochloromethane	ND	31		µg/Kg-dry	1	10/23/01 2:50:00 PM
1,1,1-Trichloroethane	ND	31		µg/Kg-dry	1	10/23/01 2:50:00 PM
1,1-Dichloropropene	ND	31		µg/Kg-dry	1	10/23/01 2:50:00 PM
Carbon tetrachloride	ND	31		µg/Kg-dry	1	10/23/01 2:50:00 PM
1,2-Dichloroethane	ND	31		µg/Kg-dry	1	10/23/01 2:50:00 PM
Benzene	ND	31		µg/Kg-dry	1	10/23/01 2:50:00 PM
Trichloroethene	ND	31		µg/Kg-dry	1	10/23/01 2:50:00 PM
1,2-Dichloropropane	ND	31		µg/Kg-dry	1	10/23/01 2:50:00 PM
Bromodichloromethane	ND	31		µg/Kg-dry	1	10/23/01 2:50:00 PM
Dibromomethane	ND	31		µg/Kg-dry	1	10/23/01 2:50:00 PM
4-Methyl-2-pentanone	ND	310		µg/Kg-dry	1	10/23/01 2:50:00 PM
cis-1,3-Dichloropropene	ND	31		µg/Kg-dry	1	10/23/01 2:50:00 PM
Toluene	ND	31		µg/Kg-dry	1	10/23/01 2:50:00 PM
trans-1,3-Dichloropropene	ND	31		µg/Kg-dry	1	10/23/01 2:50:00 PM
1,1,2-Trichloroethane	ND	31		µg/Kg-dry	1	10/23/01 2:50:00 PM
1,2-Dibromoethane	ND	31		µg/Kg-dry	1	10/23/01 2:50:00 PM
2-Hexanone	ND	310		µg/Kg-dry	1	10/23/01 2:50:00 PM
1,3-Dichloropropane	ND	31		µg/Kg-dry	1	10/23/01 2:50:00 PM
Tetrachloroethene	ND	31		µg/Kg-dry	1	10/23/01 2:50:00 PM
Dibromochloromethane	ND	31		µg/Kg-dry	1	10/23/01 2:50:00 PM
Chlorobenzene	ND	31		µg/Kg-dry	1	10/23/01 2:50:00 PM

Qualifiers:

ND - Not Detected at the Reporting Limit
J - Analyte detected below quantitation limits
B - Analyte detected in the associated Method Blank
H - Method prescribed holding time exceeded
S - Spike Recovery outside accepted recovery limits
R - RPD outside accepted recovery limits
E - Value above quantitation range
- See Case Narrative
RL - Reporting Limit; defined as the lowest concentration the laboratory can accurately quantitate.

AMRO Environmental Laboratories Corp.

Date: *26-Oct-01*

CLIENT:	STV Incorporated	**Client Sample ID:**	TE-MW-2-16 (42)
Lab Order:	0110133		
Project:	0710730 East Side Access	**Collection Date:**	10/11/01
Lab ID:	0110133-04A	**Matrix:**	SOIL

Analyses	Result	RL	Qual	Units	DF	Date Analyzed
1,1,1,2-Tetrachloroethane	ND	31		µg/Kg-dry	1	10/23/01 2:50:00 PM
Ethylbenzene	ND	31		µg/Kg-dry	1	10/23/01 2:50:00 PM
m,p-Xylene	ND	31		µg/Kg-dry	1	10/23/01 2:50:00 PM
o-Xylene	ND	31		µg/Kg-dry	1	10/23/01 2:50:00 PM
Styrene	ND	31		µg/Kg-dry	1	10/23/01 2:50:00 PM
Bromoform	ND	31		µg/Kg-dry	1	10/23/01 2:50:00 PM
Isopropylbenzene	ND	31		µg/Kg-dry	1	10/23/01 2:50:00 PM
1,1,2,2-Tetrachloroethane	ND	31		µg/Kg-dry	1	10/23/01 2:50:00 PM
1,2,3-Trichloropropane	ND	31		µg/Kg-dry	1	10/23/01 2:50:00 PM
Bromobenzene	ND	31		µg/Kg-dry	1	10/23/01 2:50:00 PM
n-Propylbenzene	ND	31		µg/Kg-dry	1	10/23/01 2:50:00 PM
2-Chlorotoluene	ND	31		µg/Kg-dry	1	10/23/01 2:50:00 PM
4-Chlorotoluene	ND	31		µg/Kg-dry	1	10/23/01 2:50:00 PM
1,3,5-Trimethylbenzene	ND	31		µg/Kg-dry	1	10/23/01 2:50:00 PM
tert-Butylbenzene	ND	31		µg/Kg-dry	1	10/23/01 2:50:00 PM
1,2,4-Trimethylbenzene	ND	31		µg/Kg-dry	1	10/23/01 2:50:00 PM
sec-Butylbenzene	ND	31		µg/Kg-dry	1	10/23/01 2:50:00 PM
4-Isopropyltoluene	ND	31		µg/Kg-dry	1	10/23/01 2:50:00 PM
1,3-Dichlorobenzene	ND	31		µg/Kg-dry	1	10/23/01 2:50:00 PM
1,4-Dichlorobenzene	ND	31		µg/Kg-dry	1	10/23/01 2:50:00 PM
n-Butylbenzene	ND	31		µg/Kg-dry	1	10/23/01 2:50:00 PM
1,2-Dichlorobenzene	ND	31		µg/Kg-dry	1	10/23/01 2:50:00 PM
1,2-Dibromo-3-chloropropane	ND	61		µg/Kg-dry	1	10/23/01 2:50:00 PM
1,2,4-Trichlorobenzene	ND	31		µg/Kg-dry	1	10/23/01 2:50:00 PM
Hexachlorobutadiene	ND	31		µg/Kg-dry	1	10/23/01 2:50:00 PM
Naphthalene	ND	61		µg/Kg-dry	1	10/23/01 2:50:00 PM
1,2,3-Trichlorobenzene	ND	31		µg/Kg-dry	1	10/23/01 2:50:00 PM
Surr: Dibromofluoromethane	97.9	62-121		%REC	1	10/23/01 2:50:00 PM
Surr: 1,2-Dichloroethane-d4	97.5	55-127		%REC	1	10/23/01 2:50:00 PM
Surr: Toluene-d8	92.0	66-124		%REC	1	10/23/01 2:50:00 PM
Surr: 4-Bromofluorobenzene	89.2	63-120		%REC	1	10/23/01 2:50:00 PM

Qualifiers:

ND - Not Detected at the Reporting Limit
J - Analyte detected below quantitation limits
B - Analyte detected in the associated Method Blank
H - Method prescribed holding time exceeded
S - Spike Recovery outside accepted recovery limits
R - RPD outside accepted recovery limits
E - Value above quantitation range
- See Case Narrative
RL - Reporting Limit; defined as the lowest concentration the laboratory can accurately quantitate.

AMRO Environmental Laboratories Corp.

Date: *26-Oct-01*

CLIENT:	STV Incorporated	**Client Sample ID:**	TE-MW-2-20 (15-17)
Lab Order:	0110133		
Project:	0710730 East Side Access	**Collection Date:**	10/11/01
Lab ID:	0110133-05A	**Matrix:**	SOIL

Analyses	Result	RL	Qual	Units	DF	Date Analyzed
SEMIVOLATILE ORGANICS		**SW8270C**				Analyst: KD
Phenol	ND	300		µg/Kg-dry	1	10/17/01 11:24:00 PM
Bis(2-chloroethyl)ether	ND	300		µg/Kg-dry	1	10/17/01 11:24:00 PM
2-Chlorophenol	ND	300		µg/Kg-dry	1	10/17/01 11:24:00 PM
1,3-Dichlorobenzene	ND	300		µg/Kg-dry	1	10/17/01 11:24:00 PM
1,4-Dichlorobenzene	ND	300		µg/Kg-dry	1	10/17/01 11:24:00 PM
Benzyl alcohol	ND	600		µg/Kg-dry	1	10/17/01 11:24:00 PM
2-Methylphenol	ND	300		µg/Kg-dry	1	10/17/01 11:24:00 PM
1,2-Dichlorobenzene	ND	300		µg/Kg-dry	1	10/17/01 11:24:00 PM
Bis(2-chloroisopropyl)ether	ND	300		µg/Kg-dry	1	10/17/01 11:24:00 PM
4-Methylphenol	ND	300		µg/Kg-dry	1	10/17/01 11:24:00 PM
N-Nitrosodi-n-propylamine	ND	300		µg/Kg-dry	1	10/17/01 11:24:00 PM
Hexachloroethane	ND	300		µg/Kg-dry	1	10/17/01 11:24:00 PM
Nitrobenzene	ND	300		µg/Kg-dry	1	10/17/01 11:24:00 PM
Isophorone	ND	300		µg/Kg-dry	1	10/17/01 11:24:00 PM
2,4-Dimethylphenol	ND	300		µg/Kg-dry	1	10/17/01 11:24:00 PM
Benzoic acid	ND	600		µg/Kg-dry	1	10/17/01 11:24:00 PM
2-Nitrophenol	ND	300		µg/Kg-dry	1	10/17/01 11:24:00 PM
Bis(2-chloroethoxy)methane	ND	300		µg/Kg-dry	1	10/17/01 11:24:00 PM
2,4-Dichlorophenol	ND	300		µg/Kg-dry	1	10/17/01 11:24:00 PM
1,2,4-Trichlorobenzene	ND	300		µg/Kg-dry	1	10/17/01 11:24:00 PM
Naphthalene	ND	300		µg/Kg-dry	1	10/17/01 11:24:00 PM
4-Chloroaniline	ND	300		µg/Kg-dry	1	10/17/01 11:24:00 PM
Hexachlorobutadiene	ND	300		µg/Kg-dry	1	10/17/01 11:24:00 PM
4-Chloro-3-methylphenol	ND	600		µg/Kg-dry	1	10/17/01 11:24:00 PM
2-Methylnaphthalene	ND	300		µg/Kg-dry	1	10/17/01 11:24:00 PM
Hexachlorocyclopentadiene	ND	300		µg/Kg-dry	1	10/17/01 11:24:00 PM
2,4,6-Trichlorophenol	ND	300		µg/Kg-dry	1	10/17/01 11:24:00 PM
2,4,5-Trichlorophenol	ND	300		µg/Kg-dry	1	10/17/01 11:24:00 PM
2-Chloronaphthalene	ND	300		µg/Kg-dry	1	10/17/01 11:24:00 PM
2-Nitroaniline	ND	600		µg/Kg-dry	1	10/17/01 11:24:00 PM
Dimethyl phthalate	ND	300		µg/Kg-dry	1	10/17/01 11:24:00 PM
2,6-Dinitrotoluene	ND	300		µg/Kg-dry	1	10/17/01 11:24:00 PM
Acenaphthylene	ND	300		µg/Kg-dry	1	10/17/01 11:24:00 PM
3-Nitroaniline	ND	600		µg/Kg-dry	1	10/17/01 11:24:00 PM
4-Nitrophenol	ND	600		µg/Kg-dry	1	10/17/01 11:24:00 PM
2,4-Dinitrophenol	ND	600		µg/Kg-dry	1	10/17/01 11:24:00 PM
Acenaphthene	ND	300		µg/Kg-dry	1	10/17/01 11:24:00 PM
2,4-Dinitrotoluene	ND	300		µg/Kg-dry	1	10/17/01 11:24:00 PM

Qualifiers:

ND - Not Detected at the Reporting Limit
J - Analyte detected below quantitation limits
B - Analyte detected in the associated Method Blank
H - Method prescribed holding time exceeded
S - Spike Recovery outside accepted recovery limits
R - RPD outside accepted recovery limits
E - Value above quantitation range
- See Case Narrative
RL - Reporting Limit; defined as the lowest concentration the laboratory can accurately quantitate.

AMRO Environmental Laboratories Corp.

Date: *26-Oct-01*

CLIENT: STV Incorporated
Lab Order: 0110133
Project: 0710730 East Side Access
Lab ID: 0110133-05A

Client Sample ID: TE-MW-2-20 (15-17)
Collection Date: 10/11/01
Matrix: SOIL

Analyses	Result	RL	Qual	Units	DF	Date Analyzed
Dibenzofuran	ND	300		µg/Kg-dry	1	10/17/01 11:24:00 PM
Diethyl phthalate	ND	300		µg/Kg-dry	1	10/17/01 11:24:00 PM
4-Chlorophenyl phenyl ether	ND	300		µg/Kg-dry	1	10/17/01 11:24:00 PM
Fluorene	ND	300		µg/Kg-dry	1	10/17/01 11:24:00 PM
4-Nitroaniline	ND	600		µg/Kg-dry	1	10/17/01 11:24:00 PM
4,6-Dinitro-2-methylphenol	ND	600		µg/Kg-dry	1	10/17/01 11:24:00 PM
N-Nitrosodiphenylamine	ND	300		µg/Kg-dry	1	10/17/01 11:24:00 PM
1,2-Diphenylhydrazine (as Azobenzene)	ND	300		µg/Kg-dry	1	10/17/01 11:24:00 PM
4-Bromophenyl phenyl ether	ND	300		µg/Kg-dry	1	10/17/01 11:24:00 PM
Hexachlorobenzene	ND	300		µg/Kg-dry	1	10/17/01 11:24:00 PM
Pentachlorophenol	ND	600		µg/Kg-dry	1	10/17/01 11:24:00 PM
Phenanthrene	ND	300		µg/Kg-dry	1	10/17/01 11:24:00 PM
Anthracene	ND	300		µg/Kg-dry	1	10/17/01 11:24:00 PM
Carbazole	ND	300		µg/Kg-dry	1	10/17/01 11:24:00 PM
Di-n-butyl phthalate	ND	300		µg/Kg-dry	1	10/17/01 11:24:00 PM
Fluoranthene	ND	300		µg/Kg-dry	1	10/17/01 11:24:00 PM
Pyrene	ND	300		µg/Kg-dry	1	10/17/01 11:24:00 PM
Butyl benzyl phthalate	ND	300		µg/Kg-dry	1	10/17/01 11:24:00 PM
Bis(2-ethylhexyl)phthalate	ND	300		µg/Kg-dry	1	10/17/01 11:24:00 PM
3,3'-Dichlorobenzidine	ND	300		µg/Kg-dry	1	10/17/01 11:24:00 PM
Benz(a)anthracene	ND	300		µg/Kg-dry	1	10/17/01 11:24:00 PM
Chrysene	ND	300		µg/Kg-dry	1	10/17/01 11:24:00 PM
Di-n-octyl phthalate	ND	300		µg/Kg-dry	1	10/17/01 11:24:00 PM
Benzo(b)fluoranthene	ND	300		µg/Kg-dry	1	10/17/01 11:24:00 PM
Benzo(k)fluoranthene	ND	300		µg/Kg-dry	1	10/17/01 11:24:00 PM
Benzo(a)pyrene	ND	300		µg/Kg-dry	1	10/17/01 11:24:00 PM
Dibenz(a,h)anthracene	ND	300		µg/Kg-dry	1	10/17/01 11:24:00 PM
Indeno(1,2,3-cd)pyrene	ND	300		µg/Kg-dry	1	10/17/01 11:24:00 PM
Benzo(g,h,i)perylene	ND	300		µg/Kg-dry	1	10/17/01 11:24:00 PM
Surr: 2-Fluorophenol	34.4	28-93		%REC	1	10/17/01 11:24:00 PM
Surr: Phenol-d5	42.3	31-97		%REC	1	10/17/01 11:24:00 PM
Surr: Nitrobenzene-d5	39.9	32-95		%REC	1	10/17/01 11:24:00 PM
Surr: 2-Fluorobiphenyl	48.4	38-98		%REC	1	10/17/01 11:24:00 PM
Surr: 2,4,6-Tribromophenol	57.4	34-114		%REC	1	10/17/01 11:24:00 PM
Surr: 4-Terphenyl-d14	64.7	41-108		%REC	1	10/17/01 11:24:00 PM

Qualifiers:

ND - Not Detected at the Reporting Limit
J - Analyte detected below quantitation limits
B - Analyte detected in the associated Method Blank
H - Method prescribed holding time exceeded
S - Spike Recovery outside accepted recovery limits
R - RPD outside accepted recovery limits
E - Value above quantitation range
- See Case Narrative
RL - Reporting Limit; defined as the lowest concentration the laboratory can accurately quantitate.

AMRO Environmental Laboratories Corp.

Date: *26-Oct-01*

CLIENT:	STV Incorporated	**Client Sample ID:**	TE-MW-2-20 (27-28 1/2)
Lab Order:	0110133		
Project:	0710730 East Side Access	**Collection Date:**	10/11/01
Lab ID:	0110133-06A	**Matrix:**	SOIL

Analyses	Result	RL	Qual	Units	DF	Date Analyzed
SEMIVOLATILE ORGANICS		**SW8270C**				Analyst: KD
Phenol	ND	280		µg/Kg-dry	1	10/17/01 11:55:00 PM
Bis(2-chloroethyl)ether	ND	280		µg/Kg-dry	1	10/17/01 11:55:00 PM
2-Chlorophenol	ND	280		µg/Kg-dry	1	10/17/01 11:55:00 PM
1,3-Dichlorobenzene	ND	280		µg/Kg-dry	1	10/17/01 11:55:00 PM
1,4-Dichlorobenzene	ND	280		µg/Kg-dry	1	10/17/01 11:55:00 PM
Benzyl alcohol	ND	550		µg/Kg-dry	1	10/17/01 11:55:00 PM
2-Methylphenol	ND	280		µg/Kg-dry	1	10/17/01 11:55:00 PM
1,2-Dichlorobenzene	ND	280		µg/Kg-dry	1	10/17/01 11:55:00 PM
Bis(2-chloroisopropyl)ether	ND	280		µg/Kg-dry	1	10/17/01 11:55:00 PM
4-Methylphenol	ND	280		µg/Kg-dry	1	10/17/01 11:55:00 PM
N-Nitrosodi-n-propylamine	ND	280		µg/Kg-dry	1	10/17/01 11:55:00 PM
Hexachloroethane	ND	280		µg/Kg-dry	1	10/17/01 11:55:00 PM
Nitrobenzene	ND	280		µg/Kg-dry	1	10/17/01 11:55:00 PM
Isophorone	ND	280		µg/Kg-dry	1	10/17/01 11:55:00 PM
2,4-Dimethylphenol	ND	280		µg/Kg-dry	1	10/17/01 11:55:00 PM
Benzoic acid	ND	550		µg/Kg-dry	1	10/17/01 11:55:00 PM
2-Nitrophenol	ND	280		µg/Kg-dry	1	10/17/01 11:55:00 PM
Bis(2-chloroethoxy)methane	ND	280		µg/Kg-dry	1	10/17/01 11:55:00 PM
2,4-Dichlorophenol	ND	280		µg/Kg-dry	1	10/17/01 11:55:00 PM
1,2,4-Trichlorobenzene	ND	280		µg/Kg-dry	1	10/17/01 11:55:00 PM
Naphthalene	ND	280		µg/Kg-dry	1	10/17/01 11:55:00 PM
4-Chloroaniline	ND	280		µg/Kg-dry	1	10/17/01 11:55:00 PM
Hexachlorobutadiene	ND	280		µg/Kg-dry	1	10/17/01 11:55:00 PM
4-Chloro-3-methylphenol	ND	550		µg/Kg-dry	1	10/17/01 11:55:00 PM
2-Methylnaphthalene	ND	280		µg/Kg-dry	1	10/17/01 11:55:00 PM
Hexachlorocyclopentadiene	ND	280		µg/Kg-dry	1	10/17/01 11:55:00 PM
2,4,6-Trichlorophenol	ND	280		µg/Kg-dry	1	10/17/01 11:55:00 PM
2,4,5-Trichlorophenol	ND	280		µg/Kg-dry	1	10/17/01 11:55:00 PM
2-Chloronaphthalene	ND	280		µg/Kg-dry	1	10/17/01 11:55:00 PM
2-Nitroaniline	ND	550		µg/Kg-dry	1	10/17/01 11:55:00 PM
Dimethyl phthalate	ND	280		µg/Kg-dry	1	10/17/01 11:55:00 PM
2,6-Dinitrotoluene	ND	280		µg/Kg-dry	1	10/17/01 11:55:00 PM
Acenaphthylene	ND	280		µg/Kg-dry	1	10/17/01 11:55:00 PM
3-Nitroaniline	ND	550		µg/Kg-dry	1	10/17/01 11:55:00 PM
4-Nitrophenol	ND	550		µg/Kg-dry	1	10/17/01 11:55:00 PM
2,4-Dinitrophenol	ND	550		µg/Kg-dry	1	10/17/01 11:55:00 PM
Acenaphthene	ND	280		µg/Kg-dry	1	10/17/01 11:55:00 PM
2,4-Dinitrotoluene	ND	280		µg/Kg-dry	1	10/17/01 11:55:00 PM

Qualifiers:

ND - Not Detected at the Reporting Limit

J - Analyte detected below quantitation limits

B - Analyte detected in the associated Method Blank

H - Method prescribed holding time exceeded

S - Spike Recovery outside accepted recovery limits

R - RPD outside accepted recovery limits

E - Value above quantitation range

- See Case Narrative

RL - Reporting Limit; defined as the lowest concentration the laboratory can accurately quantitate.

AMRO Environmental Laboratories Corp.

Date: *26-Oct-01*

CLIENT:	STV Incorporated	**Client Sample ID:**	TE-MW-2-20 (27-28 1/2)
Lab Order:	0110133		
Project:	0710730 East Side Access	**Collection Date:**	10/11/01
Lab ID:	0110133-06A	**Matrix:**	SOIL

Analyses	Result	RL	Qual	Units	DF	Date Analyzed
Dibenzofuran	ND	280		µg/Kg-dry	1	10/17/01 11:55:00 PM
Diethyl phthalate	ND	280		µg/Kg-dry	1	10/17/01 11:55:00 PM
4-Chlorophenyl phenyl ether	ND	280		µg/Kg-dry	1	10/17/01 11:55:00 PM
Fluorene	ND	280		µg/Kg-dry	1	10/17/01 11:55:00 PM
4-Nitroaniline	ND	550		µg/Kg-dry	1	10/17/01 11:55:00 PM
4,6-Dinitro-2-methylphenol	ND	550		µg/Kg-dry	1	10/17/01 11:55:00 PM
N-Nitrosodiphenylamine	ND	280		µg/Kg-dry	1	10/17/01 11:55:00 PM
1,2-Diphenylhydrazine (as Azobenzene)	ND	280		µg/Kg-dry	1	10/17/01 11:55:00 PM
4-Bromophenyl phenyl ether	ND	280		µg/Kg-dry	1	10/17/01 11:55:00 PM
Hexachlorobenzene	ND	280		µg/Kg-dry	1	10/17/01 11:55:00 PM
Pentachlorophenol	ND	550		µg/Kg-dry	1	10/17/01 11:55:00 PM
Phenanthrene	ND	280		µg/Kg-dry	1	10/17/01 11:55:00 PM
Anthracene	ND	280		µg/Kg-dry	1	10/17/01 11:55:00 PM
Carbazole	ND	280		µg/Kg-dry	1	10/17/01 11:55:00 PM
Di-n-butyl phthalate	ND	280		µg/Kg-dry	1	10/17/01 11:55:00 PM
Fluoranthene	ND	280		µg/Kg-dry	1	10/17/01 11:55:00 PM
Pyrene	ND	280		µg/Kg-dry	1	10/17/01 11:55:00 PM
Butyl benzyl phthalate	ND	280		µg/Kg-dry	1	10/17/01 11:55:00 PM
Bis(2-ethylhexyl)phthalate	ND	280		µg/Kg-dry	1	10/17/01 11:55:00 PM
3,3'-Dichlorobenzidine	ND	280		µg/Kg-dry	1	10/17/01 11:55:00 PM
Benz(a)anthracene	ND	280		µg/Kg-dry	1	10/17/01 11:55:00 PM
Chrysene	ND	280		µg/Kg-dry	1	10/17/01 11:55:00 PM
Di-n-octyl phthalate	ND	280		µg/Kg-dry	1	10/17/01 11:55:00 PM
Benzo(b)fluoranthene	ND	280		µg/Kg-dry	1	10/17/01 11:55:00 PM
Benzo(k)fluoranthene	ND	280		µg/Kg-dry	1	10/17/01 11:55:00 PM
Benzo(a)pyrene	ND	280		µg/Kg-dry	1	10/17/01 11:55:00 PM
Dibenz(a,h)anthracene	ND	280		µg/Kg-dry	1	10/17/01 11:55:00 PM
Indeno(1,2,3-cd)pyrene	ND	280		µg/Kg-dry	1	10/17/01 11:55:00 PM
Benzo(g,h,i)perylene	ND	280		µg/Kg-dry	1	10/17/01 11:55:00 PM
Surr: 2-Fluorophenol	44.8	28-93		%REC	1	10/17/01 11:55:00 PM
Surr: Phenol-d5	53.6	31-97		%REC	1	10/17/01 11:55:00 PM
Surr: Nitrobenzene-d5	51.5	32-95		%REC	1	10/17/01 11:55:00 PM
Surr: 2-Fluorobiphenyl	58.2	38-98		%REC	1	10/17/01 11:55:00 PM
Surr: 2,4,6-Tribromophenol	60.3	34-114		%REC	1	10/17/01 11:55:00 PM
Surr: 4-Terphenyl-d14	67.5	41-108		%REC	1	10/17/01 11:55:00 PM

Qualifiers:

ND - Not Detected at the Reporting Limit

J - Analyte detected below quantitation limits

B - Analyte detected in the associated Method Blank

H - Method prescribed holding time exceeded

S - Spike Recovery outside accepted recovery limits

R - RPD outside accepted recovery limits

E - Value above quantitation range

- See Case Narrative

RL - Reporting Limit; defined as the lowest concentration the laboratory can accurately quantitate.

AMRO Environmental Laboratories Corp.

Date: *26-Oct-01*

CLIENT:	STV Incorporated	**Client Sample ID:**	TE-MW-2-16 (15-17)
Lab Order:	0110133		
Project:	0710730 East Side Access	**Collection Date:**	10/11/01
Lab ID:	0110133-07A	**Matrix:**	SOIL

Analyses	Result	RL	Qual	Units	DF	Date Analyzed
SEMIVOLATILE ORGANICS		**SW8270C**				Analyst: KD
Phenol	ND	360		µg/Kg-dry	1	10/18/01 12:26:00 AM
Bis(2-chloroethyl)ether	ND	360		µg/Kg-dry	1	10/18/01 12:26:00 AM
2-Chlorophenol	ND	360		µg/Kg-dry	1	10/18/01 12:26:00 AM
1,3-Dichlorobenzene	ND	360		µg/Kg-dry	1	10/18/01 12:26:00 AM
1,4-Dichlorobenzene	ND	360		µg/Kg-dry	1	10/18/01 12:26:00 AM
Benzyl alcohol	ND	710		µg/Kg-dry	1	10/18/01 12:26:00 AM
2-Methylphenol	ND	360		µg/Kg-dry	1	10/18/01 12:26:00 AM
1,2-Dichlorobenzene	ND	360		µg/Kg-dry	1	10/18/01 12:26:00 AM
Bis(2-chloroisopropyl)ether	ND	360		µg/Kg-dry	1	10/18/01 12:26:00 AM
4-Methylphenol	ND	360		µg/Kg-dry	1	10/18/01 12:26:00 AM
N-Nitrosodi-n-propylamine	ND	360		µg/Kg-dry	1	10/18/01 12:26:00 AM
Hexachloroethane	ND	360		µg/Kg-dry	1	10/18/01 12:26:00 AM
Nitrobenzene	ND	360		µg/Kg-dry	1	10/18/01 12:26:00 AM
Isophorone	ND	360		µg/Kg-dry	1	10/18/01 12:26:00 AM
2,4-Dimethylphenol	ND	360		µg/Kg-dry	1	10/18/01 12:26:00 AM
Benzoic acid	ND	710		µg/Kg-dry	1	10/18/01 12:26:00 AM
2-Nitrophenol	ND	360		µg/Kg-dry	1	10/18/01 12:26:00 AM
Bis(2-chloroethoxy)methane	ND	360		µg/Kg-dry	1	10/18/01 12:26:00 AM
2,4-Dichlorophenol	ND	360		µg/Kg-dry	1	10/18/01 12:26:00 AM
1,2,4-Trichlorobenzene	ND	360		µg/Kg-dry	1	10/18/01 12:26:00 AM
Naphthalene	ND	360		µg/Kg-dry	1	10/18/01 12:26:00 AM
4-Chloroaniline	ND	360		µg/Kg-dry	1	10/18/01 12:26:00 AM
Hexachlorobutadiene	ND	360		µg/Kg-dry	1	10/18/01 12:26:00 AM
4-Chloro-3-methylphenol	ND	710		µg/Kg-dry	1	10/18/01 12:26:00 AM
2-Methylnaphthalene	ND	360		µg/Kg-dry	1	10/18/01 12:26:00 AM
Hexachlorocyclopentadiene	ND	360		µg/Kg-dry	1	10/18/01 12:26:00 AM
2,4,6-Trichlorophenol	ND	360		µg/Kg-dry	1	10/18/01 12:26:00 AM
2,4,5-Trichlorophenol	ND	360		µg/Kg-dry	1	10/18/01 12:26:00 AM
2-Chloronaphthalene	ND	360		µg/Kg-dry	1	10/18/01 12:26:00 AM
2-Nitroaniline	ND	710		µg/Kg-dry	1	10/18/01 12:26:00 AM
Dimethyl phthalate	ND	360		µg/Kg-dry	1	10/18/01 12:26:00 AM
2,6-Dinitrotoluene	ND	360		µg/Kg-dry	1	10/18/01 12:26:00 AM
Acenaphthylene	ND	360		µg/Kg-dry	1	10/18/01 12:26:00 AM
3-Nitroaniline	ND	710		µg/Kg-dry	1	10/18/01 12:26:00 AM
4-Nitrophenol	ND	710		µg/Kg-dry	1	10/18/01 12:26:00 AM
2,4-Dinitrophenol	ND	710		µg/Kg-dry	1	10/18/01 12:26:00 AM
Acenaphthene	ND	360		µg/Kg-dry	1	10/18/01 12:26:00 AM
2,4-Dinitrotoluene	ND	360		µg/Kg-dry	1	10/18/01 12:26:00 AM

Qualifiers:

ND - Not Detected at the Reporting Limit
J - Analyte detected below quantitation limits
B - Analyte detected in the associated Method Blank
H - Method prescribed holding time exceeded
S - Spike Recovery outside accepted recovery limits
R - RPD outside accepted recovery limits
E - Value above quantitation range
- See Case Narrative
RL - Reporting Limit; defined as the lowest concentration the laboratory can accurately quantitate.

AMRO Environmental Laboratories Corp.

Date: *26-Oct-01*

CLIENT: STV Incorporated
Lab Order: 0110133
Project: 0710730 East Side Access
Lab ID: 0110133-07A

Client Sample ID: TE-MW-2-16 (15-17)
Collection Date: 10/11/01
Matrix: SOIL

Analyses	Result	RL	Qual	Units	DF	Date Analyzed
Dibenzofuran	ND	360		µg/Kg-dry	1	10/18/01 12:26:00 AM
Diethyl phthalate	ND	360		µg/Kg-dry	1	10/18/01 12:26:00 AM
4-Chlorophenyl phenyl ether	ND	360		µg/Kg-dry	1	10/18/01 12:26:00 AM
Fluorene	ND	360		µg/Kg-dry	1	10/18/01 12:26:00 AM
4-Nitroaniline	ND	710		µg/Kg-dry	1	10/18/01 12:26:00 AM
4,6-Dinitro-2-methylphenol	ND	710		µg/Kg-dry	1	10/18/01 12:26:00 AM
N-Nitrosodiphenylamine	ND	360		µg/Kg-dry	1	10/18/01 12:26:00 AM
1,2-Diphenylhydrazine (as Azobenzene)	ND	360		µg/Kg-dry	1	10/18/01 12:26:00 AM
4-Bromophenyl phenyl ether	ND	360		µg/Kg-dry	1	10/18/01 12:26:00 AM
Hexachlorobenzene	ND	360		µg/Kg-dry	1	10/18/01 12:26:00 AM
Pentachlorophenol	ND	710		µg/Kg-dry	1	10/18/01 12:26:00 AM
Phenanthrene	ND	360		µg/Kg-dry	1	10/18/01 12:26:00 AM
Anthracene	ND	360		µg/Kg-dry	1	10/18/01 12:26:00 AM
Carbazole	ND	360		µg/Kg-dry	1	10/18/01 12:26:00 AM
Di-n-butyl phthalate	ND	360		µg/Kg-dry	1	10/18/01 12:26:00 AM
Fluoranthene	ND	360		µg/Kg-dry	1	10/18/01 12:26:00 AM
Pyrene	ND	360		µg/Kg-dry	1	10/18/01 12:26:00 AM
Butyl benzyl phthalate	ND	360		µg/Kg-dry	1	10/18/01 12:26:00 AM
Bis(2-ethylhexyl)phthalate	ND	360		µg/Kg-dry	1	10/18/01 12:26:00 AM
3,3'-Dichlorobenzidine	ND	360		µg/Kg-dry	1	10/18/01 12:26:00 AM
Benz(a)anthracene	ND	360		µg/Kg-dry	1	10/18/01 12:26:00 AM
Chrysene	ND	360		µg/Kg-dry	1	10/18/01 12:26:00 AM
Di-n-octyl phthalate	ND	360		µg/Kg-dry	1	10/18/01 12:26:00 AM
Benzo(b)fluoranthene	ND	360		µg/Kg-dry	1	10/18/01 12:26:00 AM
Benzo(k)fluoranthene	ND	360		µg/Kg-dry	1	10/18/01 12:26:00 AM
Benzo(a)pyrene	ND	360		µg/Kg-dry	1	10/18/01 12:26:00 AM
Dibenz(a,h)anthracene	ND	360		µg/Kg-dry	1	10/18/01 12:26:00 AM
Indeno(1,2,3-cd)pyrene	ND	360		µg/Kg-dry	1	10/18/01 12:26:00 AM
Benzo(g,h,i)perylene	ND	360		µg/Kg-dry	1	10/18/01 12:26:00 AM
Surr: 2-Fluorophenol	43.2	28-93		%REC	1	10/18/01 12:26:00 AM
Surr: Phenol-d5	53.4	31-97		%REC	1	10/18/01 12:26:00 AM
Surr: Nitrobenzene-d5	48.1	32-95		%REC	1	10/18/01 12:26:00 AM
Surr: 2-Fluorobiphenyl	56.1	38-98		%REC	1	10/18/01 12:26:00 AM
Surr: 2,4,6-Tribromophenol	61.9	34-114		%REC	1	10/18/01 12:26:00 AM
Surr: 4-Terphenyl-d14	70.6	41-108		%REC	1	10/18/01 12:26:00 AM

Qualifiers:

ND - Not Detected at the Reporting Limit
J - Analyte detected below quantitation limits
B - Analyte detected in the associated Method Blank
H - Method prescribed holding time exceeded
S - Spike Recovery outside accepted recovery limits
R - RPD outside accepted recovery limits
E - Value above quantitation range
- See Case Narrative
RL - Reporting Limit; defined as the lowest concentration the laboratory can accurately quantitate.

AMRO Environmental Laboratories Corp.

Date: *26-Oct-01*

CLIENT:	STV Incorporated	**Client Sample ID:**	TE-MW-2-16 (40-42)
Lab Order:	0110133		
Project:	0710730 East Side Access	**Collection Date:**	10/11/01
Lab ID:	0110133-08A	**Matrix:**	SOIL

Analyses	Result	RL	Qual	Units	DF	Date Analyzed
SEMIVOLATILE ORGANICS		**SW8270C**				Analyst: KD
Phenol	ND	300		µg/Kg-dry	1	10/18/01 12:57:00 AM
Bis(2-chloroethyl)ether	ND	300		µg/Kg-dry	1	10/18/01 12:57:00 AM
2-Chlorophenol	ND	300		µg/Kg-dry	1	10/18/01 12:57:00 AM
1,3-Dichlorobenzene	ND	300		µg/Kg-dry	1	10/18/01 12:57:00 AM
1,4-Dichlorobenzene	ND	300		µg/Kg-dry	1	10/18/01 12:57:00 AM
Benzyl alcohol	ND	610		µg/Kg-dry	1	10/18/01 12:57:00 AM
2-Methylphenol	ND	300		µg/Kg-dry	1	10/18/01 12:57:00 AM
1,2-Dichlorobenzene	ND	300		µg/Kg-dry	1	10/18/01 12:57:00 AM
Bis(2-chloroisopropyl)ether	ND	300		µg/Kg-dry	1	10/18/01 12:57:00 AM
4-Methylphenol	ND	300		µg/Kg-dry	1	10/18/01 12:57:00 AM
N-Nitrosodi-n-propylamine	ND	300		µg/Kg-dry	1	10/18/01 12:57:00 AM
Hexachloroethane	ND	300		µg/Kg-dry	1	10/18/01 12:57:00 AM
Nitrobenzene	ND	300		µg/Kg-dry	1	10/18/01 12:57:00 AM
Isophorone	ND	300		µg/Kg-dry	1	10/18/01 12:57:00 AM
2,4-Dimethylphenol	ND	300		µg/Kg-dry	1	10/18/01 12:57:00 AM
Benzoic acid	ND	610		µg/Kg-dry	1	10/18/01 12:57:00 AM
2-Nitrophenol	ND	300		µg/Kg-dry	1	10/18/01 12:57:00 AM
Bis(2-chloroethoxy)methane	ND	300		µg/Kg-dry	1	10/18/01 12:57:00 AM
2,4-Dichlorophenol	ND	300		µg/Kg-dry	1	10/18/01 12:57:00 AM
1,2,4-Trichlorobenzene	ND	300		µg/Kg-dry	1	10/18/01 12:57:00 AM
Naphthalene	ND	300		µg/Kg-dry	1	10/18/01 12:57:00 AM
4-Chloroaniline	ND	300		µg/Kg-dry	1	10/18/01 12:57:00 AM
Hexachlorobutadiene	ND	300		µg/Kg-dry	1	10/18/01 12:57:00 AM
4-Chloro-3-methylphenol	ND	610		µg/Kg-dry	1	10/18/01 12:57:00 AM
2-Methylnaphthalene	ND	300		µg/Kg-dry	1	10/18/01 12:57:00 AM
Hexachlorocyclopentadiene	ND	300		µg/Kg-dry	1	10/18/01 12:57:00 AM
2,4,6-Trichlorophenol	ND	300		µg/Kg-dry	1	10/18/01 12:57:00 AM
2,4,5-Trichlorophenol	ND	300		µg/Kg-dry	1	10/18/01 12:57:00 AM
2-Chloronaphthalene	ND	300		µg/Kg-dry	1	10/18/01 12:57:00 AM
2-Nitroaniline	ND	610		µg/Kg-dry	1	10/18/01 12:57:00 AM
Dimethyl phthalate	ND	300		µg/Kg-dry	1	10/18/01 12:57:00 AM
2,6-Dinitrotoluene	ND	300		µg/Kg-dry	1	10/18/01 12:57:00 AM
Acenaphthylene	ND	300		µg/Kg-dry	1	10/18/01 12:57:00 AM
3-Nitroaniline	ND	610		µg/Kg-dry	1	10/18/01 12:57:00 AM
4-Nitrophenol	ND	610		µg/Kg-dry	1	10/18/01 12:57:00 AM
2,4-Dinitrophenol	ND	610		µg/Kg-dry	1	10/18/01 12:57:00 AM
Acenaphthene	ND	300		µg/Kg-dry	1	10/18/01 12:57:00 AM
2,4-Dinitrotoluene	ND	300		µg/Kg-dry	1	10/18/01 12:57:00 AM

Qualifiers:

ND - Not Detected at the Reporting Limit
J - Analyte detected below quantitation limits
B - Analyte detected in the associated Method Blank
H - Method prescribed holding time exceeded
S - Spike Recovery outside accepted recovery limits
R - RPD outside accepted recovery limits
E - Value above quantitation range
- See Case Narrative
RL - Reporting Limit; defined as the lowest concentration the laboratory can accurately quantitate.

AMRO Environmental Laboratories Corp.

Date: *26-Oct-01*

CLIENT:	STV Incorporated	**Client Sample ID:**	TE-MW-2-16 (40-42)
Lab Order:	0110133		
Project:	0710730 East Side Access	**Collection Date:**	10/11/01
Lab ID:	0110133-08A	**Matrix:**	SOIL

Analyses	Result	RL	Qual	Units	DF	Date Analyzed
Dibenzofuran	ND	300		µg/Kg-dry	1	10/18/01 12:57:00 AM
Diethyl phthalate	ND	300		µg/Kg-dry	1	10/18/01 12:57:00 AM
4-Chlorophenyl phenyl ether	ND	300		µg/Kg-dry	1	10/18/01 12:57:00 AM
Fluorene	ND	300		µg/Kg-dry	1	10/18/01 12:57:00 AM
4-Nitroaniline	ND	610		µg/Kg-dry	1	10/18/01 12:57:00 AM
4,6-Dinitro-2-methylphenol	ND	610		µg/Kg-dry	1	10/18/01 12:57:00 AM
N-Nitrosodiphenylamine	ND	300		µg/Kg-dry	1	10/18/01 12:57:00 AM
1,2-Diphenylhydrazine (as Azobenzene)	ND	300		µg/Kg-dry	1	10/18/01 12:57:00 AM
4-Bromophenyl phenyl ether	ND	300		µg/Kg-dry	1	10/18/01 12:57:00 AM
Hexachlorobenzene	ND	300		µg/Kg-dry	1	10/18/01 12:57:00 AM
Pentachlorophenol	ND	610		µg/Kg-dry	1	10/18/01 12:57:00 AM
Phenanthrene	ND	300		µg/Kg-dry	1	10/18/01 12:57:00 AM
Anthracene	ND	300		µg/Kg-dry	1	10/18/01 12:57:00 AM
Carbazole	ND	300		µg/Kg-dry	1	10/18/01 12:57:00 AM
Di-n-butyl phthalate	ND	300		µg/Kg-dry	1	10/18/01 12:57:00 AM
Fluoranthene	ND	300		µg/Kg-dry	1	10/18/01 12:57:00 AM
Pyrene	ND	300		µg/Kg-dry	1	10/18/01 12:57:00 AM
Butyl benzyl phthalate	ND	300		µg/Kg-dry	1	10/18/01 12:57:00 AM
Bis(2-ethylhexyl)phthalate	ND	300		µg/Kg-dry	1	10/18/01 12:57:00 AM
3,3'-Dichlorobenzidine	ND	300		µg/Kg-dry	1	10/18/01 12:57:00 AM
Benz(a)anthracene	ND	300		µg/Kg-dry	1	10/18/01 12:57:00 AM
Chrysene	ND	300		µg/Kg-dry	1	10/18/01 12:57:00 AM
Di-n-octyl phthalate	ND	300		µg/Kg-dry	1	10/18/01 12:57:00 AM
Benzo(b)fluoranthene	ND	300		µg/Kg-dry	1	10/18/01 12:57:00 AM
Benzo(k)fluoranthene	ND	300		µg/Kg-dry	1	10/18/01 12:57:00 AM
Benzo(a)pyrene	ND	300		µg/Kg-dry	1	10/18/01 12:57:00 AM
Dibenz(a,h)anthracene	ND	300		µg/Kg-dry	1	10/18/01 12:57:00 AM
Indeno(1,2,3-cd)pyrene	ND	300		µg/Kg-dry	1	10/18/01 12:57:00 AM
Benzo(g,h,i)perylene	ND	300		µg/Kg-dry	1	10/18/01 12:57:00 AM
Surr: 2-Fluorophenol	47.6	28-93		%REC	1	10/18/01 12:57:00 AM
Surr: Phenol-d5	55.0	31-97		%REC	1	10/18/01 12:57:00 AM
Surr: Nitrobenzene-d5	53.7	32-95		%REC	1	10/18/01 12:57:00 AM
Surr: 2-Fluorobiphenyl	56.5	38-98		%REC	1	10/18/01 12:57:00 AM
Surr: 2,4,6-Tribromophenol	57.0	34-114		%REC	1	10/18/01 12:57:00 AM
Surr: 4-Terphenyl-d14	60.0	41-108		%REC	1	10/18/01 12:57:00 AM

Qualifiers:

ND - Not Detected at the Reporting Limit
J - Analyte detected below quantitation limits
B - Analyte detected in the associated Method Blank
H - Method prescribed holding time exceeded
S - Spike Recovery outside accepted recovery limits
R - RPD outside accepted recovery limits
E - Value above quantitation range
- See Case Narrative
RL - Reporting Limit; defined as the lowest concentration the laboratory can accurately quantitate.

AMRO Environmental Laboratories Corp.

Date: *26-Oct-01*

CLIENT:	STV Incorporated	**Client Sample ID:**	TE-MW-2-20 (17)
Lab Order:	0110133		
Project:	0710730 East Side Access	**Collection Date:**	10/11/01
Lab ID:	0110133-01A	**Matrix:**	SOIL

Analyses	Result	RL	Qual	Units	DF	Date Analyzed
PERCENT MOISTURE		D2216				Analyst: JC
Percent Moisture	15.3	0		wt%	1	10/15/01

Qualifiers:

ND - Not Detected at the Reporting Limit
J - Analyte detected below quantitation limits
B - Analyte detected in the associated Method Blank
H - Method prescribed holding time exceeded
S - Spike Recovery outside accepted recovery limits
R - RPD outside accepted recovery limits
E - Value above quantitation range
- See Case Narrative
RL - Reporting Limit; defined as the lowest concentration the laboratory can accurately quantitate.

AMRO Environmental Laboratories Corp.

Date: *26-Oct-01*

CLIENT:	STV Incorporated	**Client Sample ID:**	TE-MW-2-20 (28 1/2)
Lab Order:	0110133		
Project:	0710730 East Side Access	**Collection Date:**	10/11/01
Lab ID:	0110133-02A	**Matrix:**	SOIL

Analyses	Result	RL	Qual	Units	DF	Date Analyzed
PERCENT MOISTURE		**D2216**				Analyst: JC
Percent Moisture	11.0	0		wt%	1	10/15/01

Qualifiers:

ND - Not Detected at the Reporting Limit
J - Analyte detected below quantitation limits
B - Analyte detected in the associated Method Blank
H - Method prescribed holding time exceeded
S - Spike Recovery outside accepted recovery limits
R - RPD outside accepted recovery limits
E - Value above quantitation range
- See Case Narrative
RL - Reporting Limit; defined as the lowest concentration the laboratory can accurately quantitate.

AMRO Environmental Laboratories Corp.

Date: *26-Oct-01*

CLIENT:	STV Incorporated	**Client Sample ID:**	TE-MW-2-16 (17)
Lab Order:	0110133		
Project:	0710730 East Side Access	**Collection Date:**	10/11/01
Lab ID:	0110133-03A	**Matrix:**	SOIL

Analyses	Result	RL	Qual	Units	DF	Date Analyzed
PERCENT MOISTURE		D2216				Analyst: JC
Percent Moisture	47.1	0		wt%	1	10/15/01

Qualifiers:

ND - Not Detected at the Reporting Limit
J - Analyte detected below quantitation limits
B - Analyte detected in the associated Method Blank
H - Method prescribed holding time exceeded
S - Spike Recovery outside accepted recovery limits
R - RPD outside accepted recovery limits
E - Value above quantitation range
- See Case Narrative
RL - Reporting Limit; defined as the lowest concentration the laboratory can accurately quantitate.

AMRO Environmental Laboratories Corp.

Date: *26-Oct-01*

CLIENT:	STV Incorporated	**Client Sample ID:**	TE-MW-2-16 (42)
Lab Order:	0110133		
Project:	0710730 East Side Access	**Collection Date:**	10/11/01
Lab ID:	0110133-04A	**Matrix:**	SOIL

Analyses	Result	RL	Qual	Units	DF	Date Analyzed
PERCENT MOISTURE		**D2216**				Analyst: JC
Percent Moisture	16.0	0		wt%	1	10/15/01

Qualifiers:

ND - Not Detected at the Reporting Limit
J - Analyte detected below quantitation limits
B - Analyte detected in the associated Method Blank
H - Method prescribed holding time exceeded
S - Spike Recovery outside accepted recovery limits
R - RPD outside accepted recovery limits
E - Value above quantitation range
- See Case Narrative
RL - Reporting Limit; defined as the lowest concentration the laboratory can accurately quantitate.

AMRO Environmental Laboratories Corp.

Date: *26-Oct-01*

CLIENT:	STV Incorporated	**Client Sample ID:**	TE-MW-2-20 (15-17)
Lab Order:	0110133		
Project:	0710730 East Side Access	**Collection Date:**	10/11/01
Lab ID:	0110133-05A	**Matrix:**	SOIL

Analyses	Result	RL	Qual	Units	DF	Date Analyzed
PERCENT MOISTURE		**D2216**				**Analyst: JC**
Percent Moisture	19.6	0		wt%	1	10/15/01

Qualifiers:

ND - Not Detected at the Reporting Limit

J - Analyte detected below quantitation limits

B - Analyte detected in the associated Method Blank

H - Method prescribed holding time exceeded

S - Spike Recovery outside accepted recovery limits

R - RPD outside accepted recovery limits

E - Value above quantitation range

- See Case Narrative

RL - Reporting Limit; defined as the lowest concentration the laboratory can accurately quantitate.

AMRO Environmental Laboratories Corp.

Date: *26-Oct-01*

CLIENT:	STV Incorporated	**Client Sample ID:**	TE-MW-2-20 (27-28 1/2)
Lab Order:	0110133		
Project:	0710730 East Side Access	**Collection Date:**	10/11/01
Lab ID:	0110133-06A	**Matrix:**	SOIL

Analyses	Result	RL	Qual	Units	DF	Date Analyzed
PERCENT MOISTURE		**D2216**				Analyst: JC
Percent Moisture	11.2	0		wt%	1	10/15/01

Qualifiers:

ND - Not Detected at the Reporting Limit

J - Analyte detected below quantitation limits

B - Analyte detected in the associated Method Blank

H - Method prescribed holding time exceeded

S - Spike Recovery outside accepted recovery limits

R - RPD outside accepted recovery limits

E - Value above quantitation range

- See Case Narrative

RL - Reporting Limit; defined as the lowest concentration the laboratory can accurately quantitate.

AMRO Environmental Laboratories Corp.

Date: *26-Oct-01*

CLIENT:	STV Incorporated	**Client Sample ID:**	TE-MW-2-16 (15-17)
Lab Order:	0110133		
Project:	0710730 East Side Access	**Collection Date:**	10/11/01
Lab ID:	0110133-07A	**Matrix:**	SOIL

Analyses	Result	RL	Qual	Units	DF	Date Analyzed
PERCENT MOISTURE		**D2216**				Analyst: JC
Percent Moisture	30.0	0		wt%	1	10/15/01

Qualifiers:

ND - Not Detected at the Reporting Limit
J - Analyte detected below quantitation limits
B - Analyte detected in the associated Method Blank
H - Method prescribed holding time exceeded
S - Spike Recovery outside accepted recovery limits
R - RPD outside accepted recovery limits
E - Value above quantitation range
- See Case Narrative
RL - Reporting Limit; defined as the lowest concentration the laboratory can accurately quantitate.

AMRO Environmental Laboratories Corp.

Date: *26-Oct-01*

CLIENT:	STV Incorporated	**Client Sample ID:**	TE-MW-2-16 (40-42)
Lab Order:	0110133		
Project:	0710730 East Side Access	**Collection Date:**	10/11/01
Lab ID:	0110133-08A	**Matrix:**	SOIL

Analyses	Result	RL	Qual	Units	DF	Date Analyzed
PERCENT MOISTURE		**D2216**				Analyst: JC
Percent Moisture	18.9	0		wt%	1	10/15/01

Qualifiers:

ND - Not Detected at the Reporting Limit
J - Analyte detected below quantitation limits
B - Analyte detected in the associated Method Blank
H - Method prescribed holding time exceeded
S - Spike Recovery outside accepted recovery limits
R - RPD outside accepted recovery limits
E - Value above quantitation range
- See Case Narrative
RL - Reporting Limit; defined as the lowest concentration the laboratory can accurately quantitate.

A..RO Environmental Laboratories Corp.

26-Oct-01

Lab Order: 0110133
Client: STV Incorporated
Project: 0710730 East Side Access

DATES REPORT

Sample ID	Client Sample ID	Collection Date	Matrix	Test Name	TCLP Date	Prep Date	Analysis Date
0110133-01A	TE-MW-2-20 (17)	10/11/01	Soil	Percent Moisture			10/15/01
				VOLATILES by GC/MS, Bulk Soil		10/11/01	10/23/01
0110133-02A	TE-MW-2-20 (28 1/2)			Percent Moisture			10/15/01
				VOLATILES by GC/MS, Bulk Soil		10/11/01	10/23/01
0110133-03A	TE-MW-2-16 (17)			Percent Moisture			10/15/01
				VOLATILES by GC/MS, Bulk Soil		10/11/01	10/23/01
0110133-04A	TE-MW-2-16 (42)			Percent Moisture			10/15/01
				VOLATILES by GC/MS, Bulk Soil		10/11/01	10/23/01
0110133-05A	TE-MW-2-20 (15-17)			Percent Moisture			10/15/01
				SEMIVOLATILE ORGANICS, Soil/Solids		10/15/01	10/17/01
0110133-06A	TE-MW-2-20 (27-28 1/2)			Percent Moisture			10/15/01
				SEMIVOLATILE ORGANICS, Soil/Solids		10/15/01	10/17/01
0110133-07A	TE-MW-2-16 (15-17)			Percent Moisture			10/15/01
				SEMIVOLATILE ORGANICS, Soil/Solids		10/15/01	10/18/01
0110133-08A	TE-MW-2-16 (40-42)			Percent Moisture			10/15/01
				SEMIVOLATILE ORGANICS, Soil/Solids		10/15/01	10/18/01

AMRO Environmental Laboratories Corporation

SAMPLE RECEIPT CHECKLIST

111 Herrick Street
Merrimack, NH 03054
(603) 424-2022

Client: STV
Project Name: East Side Access
Ship via: (circle one) Fed Ex, UPS, AMRO Courier, Hand Del., Other Courier, Other:

AMRO ID: 0110131
Date Rec.: 10-12-01
Date Due: 10-24-01

Items to be Checked Upon Receipt	Yes	No	NA	Comments
1. Army Samples received in individual plastic bags?	✓			
2. Custody Seals present?	✓			
3. Custody Seals Intact?	✓			
4. Air Bill included in folder if received?	✓			
5. Is COC included with samples?	✓			
6. Is COC signed and dated by client?	✓			
7. Laboratory receipt temperature. TEMP = 5°				
Samples rec. with ice ✓ ice packs___ neither___				
8. Were samples received the same day they were sampled?		✓		
Is client temperature 4°C ± 2°C?	✓			
If no obtain authorization from the client for the analyses.				
Client authorization from: Date: Obtained by:				
9. Is the COC filled out correctly and completely?	✓			
10. Does the info on the COC match the samples?	✓			
11. Were samples rec. within holding time?	✓			
12. Were all samples properly labeled?	✓			
13. Were all samples properly preserved?	✓			
14. Were proper sample containers used?	✓			
15. Were all samples received intact? (none broken or leaking)	✓			
16. Were VOA vials rec. with no air bubbles?			✓	
17. Were the sample volumes sufficient for requested analysis?	✓			
18. Were all samples received?	✓			
19. VPH and VOA Soils only:				
Sampling Method VPH (circle one): M=Methanol, E=EnCore (air-tight container)				
Sampling Method VOA (circle one): M=Methanol, SB=Sodium Bisulfate, E=EnCore, B=Bulk				
If M or SB:				
Does preservative cover the soil?			✓	
If NO then client must be faxed.				
Does preservation level come close to the fill line on the vial?			✓	
If NO then client must be faxed.				
Were vials provided by AMRO?			✓	
If NO then weights MUST be obtained from client				
Was dry weight aliquot provided?			✓	
If NO then fax client and inform the VOA lab ASAP.				
20. Subcontracted Samples:			✓	
What samples sent:				
Where sent:				
Date:				
Analysis:				
TAT:				
21. Information entered into:				
Internal Tracking Log?	✓			
Dry Weight Log?	✓			
Client Log?			✓	
Composite Log?			✓	
Filtration Log?			✓	

Received By: CC Date: 10-12-01 Logged in By: CC Date: 10-15-01
Labeled By: CC Date: 10-15-01 Checked By: MG Date: 10-15-01

AMRO Env[illegible]mental Laboratories Corporation
111 Herrick Stre[illegible]
Merrimack, N.H. [illegible]54
Office: 603-424-2022 Fax: 603-429-8496

31347

CHAIN OF CUSTODY RECORD

PAGE 1 OF 1

Proj. No.: 0710730
Project Name: East Side Access
Project State: NY
Samplers (Signature): P. [illegible] Ebru S. Kuzu

Sta. No.	Date	Time	Comp	Grab	Station Location	Type Size, & No. of Containers	MATRIX Water-A Soil/Solid-S Waste-W Other-O Explain	TCL VOCs	TCL SVOCs						Remarks
	10/10/01	9:50		X	TE-MW-2-20 ([illegible]17)	1x 2oz	S	X							
	10/11/01	9:50	X		TE-MW-2-20 (15-17)	1x 8oz	S		X						
	10/11	1020		X	TE-MW-2-20 (28½')	1x 2oz	S	X							
	10/11	1020	X		TE-MW-2-20 (27-28½)	1x 8oz	S		X						
	10/11/01	1340		X	TE-MW-2-16 (17)	1x 2oz	S	X							
	10/11	1340	X		TE-MW-2-16 (15-17)	1x 8oz.	S		X						
	10/11	1415		X	TE-MW-2-16 (42)	1x 2oz	S	X							
	10/11	1415	X		TE-MW-2-16 (40-42)	1x 8oz	S		X						
	~~10/11~~	~~1455~~		~~X~~	~~TE-MW-2-16~~			~~X~~							
	~~10/11~~		~~X~~		~~TE-MW-2-16~~				~~X~~						

Please print clearly, legibly and completely. Samples cannot be logged in and the turnaround time clock will not start until any ambiguities are resolved.

PRIORITY TURNAROUND TIME AUTHORIZATION

Before submitting samples for expedited T.A.T., you must have requested in advance and received a coded **T.A.T. AUTHORIZATION NUMBER.**

AUTHORIZATION NO._____ **T.A.T. authorized by:**_____

Relinquished by (Signature)	Date Time	Received by (Signature)
P. [illegible]	10/11 1500	
Relinquished by (Signature)	Date Time	Received by (Signature)
Relinquished by (Signature)	Date Time	Received by (Signature)
Relinquished by (Signature)	Date Time	Received for Laboratory by: (Signature)
[illegible]	10/12/01 1115	C Cearley

☐ Fax to (phone)

Results needed

PO#

AMRO Project No.: 0110133

Seal Intact? Yes No N/A

Send Results to: Jeff Butler
225 Park Avenue South
New York, NY 10003

Remarks

White: Lab copy Yellow: Accompanies report Pink: Client copy

STATE OF NEW YORK
DEPARTMENT OF HEALTH

Wadsworth Center The Governor Nelson A. Rockefeller Empire State Plaza P.O. Box 509 Albany, New York 12201-0509

Antonia C. Novello, M.D., M.P.H., Dr.P.H.
Commissioner

Dennis P. Whalen
Executive Deputy Commissioner

MARCH 13, 2001

Dear Laboratory Director:

Please note that although your ELAP Certificate of Approval expires on 12:01 AM April 1, 2001, it is still valid until June 30, 2001, as per ELAP Certification Manual, No. 140, Page 13 of 42, dated 12/6/95, Part 55-2.4e NYCRR. "...during any extension or grace period permitted by this Subpart, a laboratory approval shall remain in force beyond the expiration date of the certificate of approval, unless such approval is specifically terminated or suspended in writing."

Further verification of your laboratory's approved ELAP status is available by calling the Program Office at (518) 485-5570.

Sincerely,

Linda L. Madlin

Linda L. Madlin
Administrative Assistant
Environmental Laboratory
Approval Program

LLM:da

NYSDOH - WADSWORTH CENTER - ELAP - PO BOX 509 - ALBANY NY 12201-0509
Phone: 518-485-5570 www.wadsworth.org/labcert Fax: 518-485-5568

NEW YORK STATE DEPARTMENT OF HEALTH
WADSWORTH CENTER
Antonia C. Novello, M.D., M.P.H., Dr.P.H. Commissioner

Expires 12:01 AM April 01, 2002
Issued September 17, 2001

CERTIFICATE OF APPROVAL FOR LABORATORY SERVICE

Issued in accordance with and pursuant to section 502 Public Health Law of New York State

MS. NANCY STEWART
AMRO ENVIRONMENTAL LAB CORP
111 HERRICK STREET
MERRIMACK NH 03054 USA

NY Lab Id No: 11278
EPA Lab Code: NH00012

is hereby APPROVED as an Environmental Laboratory in conformance with the National Environmental Laboratory Accreditation Conference Standards for the category ENVIRONMENTAL ANALYSES SOLID AND HAZARDOUS WASTE
All approved analytes are listed below:

Acrolein and Acrylonitrile

Acrolein	SW-846 8260B
Acrylonitrile	SW-846 8260B

Characteristic Testing

Ignitability	SW846 1010
Reactivity	SW846 Ch7, Sec. 7.3
TCLP	FED REG 1311

.orinated Hydrocarbon Pesticides

4,4-DDD	SW-846 8081A
alpha-BHC	SW-846 8081A
beta-BHC	SW-846 8081A
Chlordane Total	SW-846 8081A
Dieldrin	SW-846 8081A
Endosulfan II	SW-846 8081A
Endrin aldehyde	SW-846 8081A
Heptachlor epoxide	SW-846 8081A
Lindane	SW-846 8081A

Chlorinated Hydrocarbons

1,2,4-Trichlorobenzene	SW-846 8270C
2-Chloronaphthalene	SW-846 8270C
Hexachlorobenzene	SW-846 8270C
Hexachlorobutadiene	SW-846 8270C
Hexachlorocyclopentadiene	SW-846 8270C
Hexachloroethane	SW-846 8270C

Haloethers

Bis (2-chloroisopropyl) ether	SW-846 8270C
Bis(2-chloroethoxy)methane	SW-846 8270C

Metals I

Barium, Total	SW-846 6010B
Cadmium, Total	SW-846 6010B
Chromium, Total	SW-846 6010B
Lead, Total	SW-846 6010B
Nickel, Total	SW-846 6010B
Silver, Total	SW-846 6010B

Metals II

Antimony, Total	SW-846 6010B
Arsenic, Total	SW-846 6010B
Selenium, Total	SW-846 6010B

Miscellaneous

Hydrogen Ion (pH)	SW-846 9040B
Lead in Paint	SM18 3120B

Nitroaromatics and Isophorone

2,4-Dinitrotoluene	SW-846 8270C
2,6-Dinitrotoluene	SW-846 8270C
Isophorone	CLP 95-2
	SW-846 8270C
Nitrobenzene	SW-846 8270C

Serial No.: 13878

Property of the New York State Department of Health. Valid only at the address shown. be conspicuously posted. Valid certificates have a raised seal and may be d by calling (518)485-5570.

DOH-3317 (3/97)

NEW YORK STATE DEPARTMENT OF HEALTH
WADSWORTH CENTER
Antonia C. Novello, M.D., M.P.H., Dr.P.H. Commissioner

Expires 12:01 AM April 01, 2002
Issued September 17, 2001

CERTIFICATE OF APPROVAL FOR LABORATORY SERVICE

Issued in accordance with and pursuant to section 502 Public Health Law of New York State

MS. NANCY STEWART
AMRO ENVIRONMENTAL LAB CORP
111 HERRICK STREET
MERRIMACK NH 03054 USA

NY Lab Id No: 11278
EPA Lab Code: NH00012

is hereby APPROVED as an Environmental Laboratory in conformance with the National Environmental Laboratory Accreditation Conference Standards for the category ENVIRONMENTAL ANALYSES SOLID AND HAZARDOUS WASTE
All approved analytes are listed below:

Phthalate Esters

Benzyl butyl phthalate	SW-846 8270C
Bis(2-ethylhexyl) phthalate	SW-846 8270C
Diethyl phthalate	SW-846 8270C
Dimethyl phthalate	SW-846 8270C
Di-n-butyl phthalate	SW-846 8270C
Di-n-octyl phthalate	SW-846 8270C

Polychlorinated Biphenyls

PCB-1016	SW-846 8082
PCB-1260	SW-846 8082

Polynuclear Aromatic Hydrocarbons

Acenaphthylene	SW-846 8270C
Benzo(b)fluoranthene	SW-846 8270C
Benzo(ghi)perylene	SW-846 8270C
Chrysene	SW-846 8270C
Dibenzo(a,h)anthracene	SW-846 8270C
Fluorene	SW-846 8270C
Naphthalene	SW-846 8270C
Phenanthrene	SW-846 8270C

Priority Pollutant Phenols

2,4,6-Trichlorophenol	SW-846 8270C
2,4-Dichlorophenol	SW-846 8270C
2,4-Dimethylphenol	SW-846 8270C
2,4-Dinitrophenol	SW-846 8270C

Priority Pollutant Phenols

2-Chlorophenol	SW-846 8270C
2-Methyl-4,6-dinitrophenol	SW-846 8270C
2-Nitrophenol	SW-846 8270C
4-Chloro-3-methylphenol	SW-846 8270C
4-Nitrophenol	SW-846 8270C
Pentachlorophenol	SW-846 8270C
Phenol	SW-846 8270C

Serial No.: 13878

Property of the New York State Department of Health. Valid only at the address shown. Must be conspicuously posted. Valid certificates have a raised seal and may be verified by calling (518)485-5570.

DOH-3317 (3/97)

NEW YORK STATE DEPARTMENT OF HEALTH
WADSWORTH CENTER
Antonia C. Novello, M.D., M.P.H., Dr.P.H. Commissioner

Expires 12:01 AM April 01, 2002
Issued September 17, 2001

CERTIFICATE OF APPROVAL FOR LABORATORY SERVICE

Issued in accordance with and pursuant to section 502 Public Health Law of New York State

MS. NANCY STEWART
AMRO ENVIRONMENTAL LAB CORP
111 HERRICK STREET
MERRIMACK NH 03054 USA

NY Lab Id No: 11278
EPA Lab Code: NH00012

is hereby APPROVED as an Environmental Laboratory for the category
ENVIRONMENTAL ANALYSES SOLID AND HAZARDOUS WASTE
All approved subcategories and/or analytes are listed below:

Characteristic Testing

Corrosivity	Method Not Specified

Chlorinated Hydrocarbon Pesticides

4,4 -DDE	SW-846 8081A
4,4 -DDT	SW-846 8081A
Aldrin	SW-846 8081A
delta-BHC	SW-846 8081A
dosulfan I	SW-846 8081A
Endosulfan sulfate	SW-846 8081A
Endrin	SW-846 8081A
Heptachlor	SW-846 8081A
Methoxychlor	SW-846 8081A
Toxaphene	SW-846 8081A

Metals II

Chromium VI	Method Not Specified
Mercury, Total	SW846 7470A
	SW846 7471A

Miscellaneous

Cyanide, Total	SW-846 9014
	SW-846 9010B
Sulfide (as S)	Method Not Specified

Polynuclear Aromatic Hydrocarbons

Acenaphthene	SW-846 8270C

Polynuclear Aromatic Hydrocarbons

Anthracene	SW-846 8270C
Benzo(a)anthracene	SW-846 8270C
Benzo(a)pyrene	SW-846 8270C
Fluoranthene	SW-846 8270C
Indeno(1,2,3-cd)pyrene	SW-846 8270C
Pyrene	SW-846 8270C

Purgeable Aromatics

1,2-Dichlorobenzene	SW-846 8260B
1,3-Dichlorobenzene	SW-846 8260B
1,4-Dichlorobenzene	SW-846 8260B
Benzene	SW-846 8260B
Chlorobenzene	SW-846 8260B
Ethyl benzene	SW-846 8260B
Toluene	SW-846 8260B
Total Xylenes	SW-846 8260B

Purgeable Halocarbons

1,1,1-Trichloroethane	SW-846 8260B
1,1,2,2-Tetrachloroethane	SW-846 8260B
1,1,2-Trichloroethane	SW-846 8260B
1,1-Dichloroethane	SW-846 8260B
1,1-Dichloroethene	SW-846 8260B
1,2-Dichloroethane	SW-846 8260B
1,2-Dichloropropane	SW-846 8260B

Serial No.: 13879

Property of the New York State Department of Health. Valid only at the address shown.
be conspicuously posted. Valid certificates have a raised seal and may be
d by calling (518)485-5570.

DOH-3317 (3/97)

NEW YORK STATE DEPARTMENT OF HEALTH
WADSWORTH CENTER
Antonia C. Novello, M.D., M.P.H., Dr.P.H. Commissioner

Expires 12:01 AM April 01, 2002
Issued September 17, 2001

CERTIFICATE OF APPROVAL FOR LABORATORY SERVICE

Issued in accordance with and pursuant to section 502 Public Health Law of New York State

MS. NANCY STEWART
AMRO ENVIRONMENTAL LAB CORP
111 HERRICK STREET
MERRIMACK NH 03054 USA

NY Lab Id No: 11278
EPA Lab Code: NH00012

is hereby APPROVED as an Environmental Laboratory for the category
ENVIRONMENTAL ANALYSES SOLID AND HAZARDOUS WASTE
All approved subcategories and/or analytes are listed below:

Purgeable Halocarbons

2-Chloroethylvinyl ether	SW-846 8260B
Bromodichloromethane	SW-846 8260B
Bromoform	SW-846 8260B
Bromomethane	SW-846 8260B
Carbon tetrachloride	SW-846 8260B
Chloroethane	SW-846 8260B
Chloroform	SW-846 8260B
Chloromethane	SW-846 8260B
cis-1,3-Dichloropropene	Method Not Specified
Dibromochloromethane	SW-846 8260B
Dichlorodifluoromethane	SW-846 8260B
Methylene chloride	SW-846 8260B
Tetrachloroethene	SW-846 8260B
trans-1,3-Dichloropropene	Method Not Specified
Trichloroethene	SW-846 8260B
Trichlorofluoromethane	SW-846 8260B
Vinyl chloride	SW-846 8260B

Serial No.: 13879

Property of the New York State Department of Health. Valid only at the address shown. Must be conspicuously posted. Valid certificates have a raised seal and may be verified by calling (518)485-5570.

DOH-3317 (3/97)

AMRO Environmental Laboratories Corporation

111 Herrick Street, Merrimack, NH 03054
TEL: (603) 424-2022 · FAX: (603) 429-8496

October 29, 2001

Jeff Butler
STV Incorporated
225 Park Avenue South
New York, NY 10003
TEL: (212) 777-4400
FAX:

RE: 0710730 East Side Access

Order No.: 0110115

Dear Jeff Butler:

AMRO Environmental Laboratories Corp. received 5 samples on 10/11/01 for the analyses presented in the following report.

AMRO operates a Quality Assurance Program which meets or exceeds National Environmental Laboratory Accreditation Conference (NELAC), state, and EPA requirements. A copy of the appropriate state and/or NELAC Certificate is attached.

The enclosed Sample Receipt Checklist details the condition of your sample(s) upon receipt. Please be advised that any unused sample volume and sample extracts will be stored for a period of thirty (30) days from this report date. After this time, AMRO will properly dispose of the remaining sample(s). If you require further analysis, or need the samples held for a longer period, please contact us immediately.

This report consists of a total of 28 pages. This letter is an integral part of your data report. If you have any questions regarding this project in the future, please refer to the Order Number above.

Sincerely,

Nancy Stewart
Vice President / Lab Director

AMRO Environmental Laboratories Corp.

Date: *24-Oct-01*

CLIENT: STV Incorporated
Project: 0710730 East Side Access
Lab Order: 0110115
Date Received: 10/11/01

Work Order Sample Summary

Lab Sample ID	Client Sample ID	Collection Date
0110115-01A	TE-MW-2-18B 4'	10/10/01
0110115-02A	TE-MW-2-18B 0-4'	10/10/01
0110115-02B	TE-MW-2-18B 0-4'	10/10/01
0110115-02C	TE-MW-2-18B 0-4'	10/10/01
0110115-03A	TE-MW-2-18B 29'8"	10/10/01
0110115-04A	TE-MW-2-18B 29'-29'8"	10/10/01
0110115-05A	Field Blank	10/10/01
0110115-05B	Field Blank	10/10/01
0110115-05C	Field Blank	10/10/01

AMRO Environmental Laboratories Corp. **Date:** *25-Oct-01*

CLIENT: STV Incorporated
Project: 0710730 East Side Access
Lab Order: 0110115

CASE NARRATIVE

METALS

1. Sample Field Blank (0110115-05C) had pH adjusted to <2.0 for Total Metals analyses upon the Laboratory receipt.

AMRO Environmental Laboratories Corp.

Date: *24-Oct-01*

CLIENT:	STV Incorporated	**Client Sample ID:**	TE-MW-2-18B 4'
Lab Order:	0110115		
Project:	0710730 East Side Access	**Collection Date:**	10/10/01
Lab ID:	0110115-01A	**Matrix:**	SOIL

Analyses	Result	RL	Qual	Units	DF	Date Analyzed
PERCENT MOISTURE		**D2216**				Analyst: JC
Percent Moisture	13.2	0		wt%	1	10/15/01

Qualifiers:

ND - Not Detected at the Reporting Limit

J - Analyte detected below quantitation limits

B - Analyte detected in the associated Method Blank

H - Method prescribed holding time exceeded

S - Spike Recovery outside accepted recovery limits

R - RPD outside accepted recovery limits

E - Value above quantitation range

- See Case Narrative

RL - Reporting Limit; defined as the lowest concentration the laboratory can accurately quantitate.

AMRO Environmental Laboratories Corp.

Date: *24-Oct-01*

CLIENT:	STV Incorporated	**Client Sample ID:**	TE-MW-2-18B 0-4'
Lab Order:	0110115		
Project:	0710730 East Side Access	**Collection Date:**	10/10/01
Lab ID:	0110115-02A	**Matrix:**	SOIL

Analyses	Result	RL	Qual	Units	DF	Date Analyzed
PERCENT MOISTURE		D2216				Analyst: JC
Percent Moisture	20.4	0		wt%	1	10/15/01

Qualifiers:

ND - Not Detected at the Reporting Limit
J - Analyte detected below quantitation limits
B - Analyte detected in the associated Method Blank
H - Method prescribed holding time exceeded
S - Spike Recovery outside accepted recovery limits
R - RPD outside accepted recovery limits
E - Value above quantitation range
- See Case Narrative
RL - Reporting Limit; defined as the lowest concentration the laboratory can accurately quantitate.

AMRO Environmental Laboratories Corp.

Date: *24-Oct-01*

CLIENT:	STV Incorporated	**Client Sample ID:**	TE-MW-2-18B 0-4'
Lab Order:	0110115		
Project:	0710730 East Side Access	**Collection Date:**	10/10/01
Lab ID:	0110115-02B	**Matrix:**	SOIL

Analyses	Result	RL	Qual	Units	DF	Date Analyzed
MERCURY, TCLP		**SW7470**				Analyst: GS
Mercury	ND	0.0010		mg/L	1	10/22/01
ICP METALS, TCLP LEACHED		**SW1311/6010B**				Analyst: RK
Arsenic	ND	1.0		mg/L	1	10/17/01 11:19:09 AM
Barium	ND	2.0		mg/L	1	10/17/01 11:19:09 AM
Cadmium	ND	0.10		mg/L	1	10/17/01 11:19:09 AM
Chromium	ND	0.10		mg/L	1	10/17/01 11:19:09 AM
Lead	ND	1.0		mg/L	1	10/17/01 11:19:09 AM
Selenium	ND	0.58		mg/L	1	10/17/01 11:19:09 AM
Silver	ND	0.10		mg/L	1	10/17/01 11:19:09 AM

Qualifiers:

ND - Not Detected at the Reporting Limit

J - Analyte detected below quantitation limits

B - Analyte detected in the associated Method Blank

H - Method prescribed holding time exceeded

S - Spike Recovery outside accepted recovery limits

R - RPD outside accepted recovery limits

E - Value above quantitation range

- See Case Narrative

RL - Reporting Limit; defined as the lowest concentration the laboratory can accurately quantitate.

AMRO Environmental Laboratories Corp.

Date: *24-Oct-01*

CLIENT:	STV Incorporated	**Client Sample ID:**	TE-MW-2-18B 0-4'
Lab Order:	0110115		
Project:	0710730 East Side Access	**Collection Date:**	10/10/01
Lab ID:	0110115-02C	**Matrix:**	SOIL

Analyses	Result	RL	Qual	Units	DF	Date Analyzed
ICP METALS TOTAL SW-846 - 3051/6010		**SW6010B**				Analyst: RK
Lead	510	3.7		mg/Kg-dry	1	10/16/01 3:45:32 PM

Qualifiers:

ND - Not Detected at the Reporting Limit
J - Analyte detected below quantitation limits
B - Analyte detected in the associated Method Blank
H - Method prescribed holding time exceeded
S - Spike Recovery outside accepted recovery limits
R - RPD outside accepted recovery limits
E - Value above quantitation range
- See Case Narrative
RL - Reporting Limit; defined as the lowest concentration the laboratory can accurately quantitate.

AMRO Environmental Laboratories Corp.

Date: *24-Oct-01*

CLIENT:	STV Incorporated	**Client Sample ID:**	TE-MW-2-18B 29'8"
Lab Order:	0110115		
Project:	0710730 East Side Access	**Collection Date:**	10/10/01
Lab ID:	0110115-03A	**Matrix:**	SOIL

Analyses	Result	RL	Qual	Units	DF	Date Analyzed
PERCENT MOISTURE		**D2216**				Analyst: JC
Percent Moisture	10.7	0		wt%	1	10/15/01

Qualifiers:

ND - Not Detected at the Reporting Limit
J - Analyte detected below quantitation limits
B - Analyte detected in the associated Method Blank
H - Method prescribed holding time exceeded
S - Spike Recovery outside accepted recovery limits
R - RPD outside accepted recovery limits
E - Value above quantitation range
- See Case Narrative
RL - Reporting Limit; defined as the lowest concentration the laboratory can accurately quantitate.

AMRO Environmental Laboratories Corp.

Date: *24-Oct-01*

CLIENT:	STV Incorporated	**Client Sample ID:**	TE-MW-2-18B 29'-29'8"
Lab Order:	0110115		
Project:	0710730 East Side Access	**Collection Date:**	10/10/01
Lab ID:	0110115-04A	**Matrix:**	SOIL

Analyses	Result	RL	Qual	Units	DF	Date Analyzed
PERCENT MOISTURE		D2216				Analyst: JC
Percent Moisture	12.4	0		wt%	1	10/15/01

Qualifiers:

ND - Not Detected at the Reporting Limit
J - Analyte detected below quantitation limits
B - Analyte detected in the associated Method Blank
H - Method prescribed holding time exceeded
S - Spike Recovery outside accepted recovery limits
R - RPD outside accepted recovery limits
E - Value above quantitation range
- See Case Narrative
RL - Reporting Limit; defined as the lowest concentration the laboratory can accurately quantitate.

AMRO Environmental Laboratories Corp.

Date: *24-Oct-01*

CLIENT:	STV Incorporated	**Client Sample ID:**	Field Blank
Lab Order:	0110115		
Project:	0710730 East Side Access	**Collection Date:**	10/10/01
Lab ID:	0110115-05C	**Matrix:**	AQUEOUS

Analyses	Result	RL	Qual	Units	DF	Date Analyzed
ICP METALS TOTAL SW-846		**SW6010B**				Analyst: **RK**
**** Sample receipt problems were observed for this test method. See Case Narrative for details. ****						
Barium	ND	200		µg/L	1	10/17/01 2:28:45 PM
Cadmium	ND	5.0		µg/L	1	10/17/01 2:28:45 PM
Chromium	ND	10		µg/L	1	10/17/01 2:28:45 PM
Silver	ND	7.0		µg/L	1	10/17/01 2:28:45 PM
ARSENIC, TOTAL		**SW7060A**				Analyst: **APL**
**** Sample receipt problems were observed for this test method. See Case Narrative for details. ****						
Arsenic	ND	5.0		µg/L	1	10/17/01
MERCURY, TOTAL		**SW7470A**				Analyst: **RK**
**** Sample receipt problems were observed for this test method. See Case Narrative for details. ****						
Mercury	ND	0.20		µg/L	1	10/17/01
LEAD, TOTAL		**SW7421**				Analyst: **APL**
**** Sample receipt problems were observed for this test method. See Case Narrative for details. ****						
Lead	ND	5.0		µg/L	1	10/17/01
SELENIUM, TOTAL		**SW7740**				Analyst: **APL**
**** Sample receipt problems were observed for this test method. See Case Narrative for details. ****						
Selenium	ND	5.0		µg/L	1	10/17/01

Qualifiers:

ND - Not Detected at the Reporting Limit
J - Analyte detected below quantitation limits
B - Analyte detected in the associated Method Blank
H - Method prescribed holding time exceeded
S - Spike Recovery outside accepted recovery limits
R - RPD outside accepted recovery limits
E - Value above quantitation range
- See Case Narrative
RL - Reporting Limit; defined as the lowest concentration the laboratory can accurately quantitate.

AMRO Environmental Laboratories Corp.

Date: *24-Oct-01*

CLIENT:	STV Incorporated	**Client Sample ID:**	TE-MW-2-18B 4'
Lab Order:	0110115		
Project:	0710730 East Side Access	**Collection Date:**	10/10/01
Lab ID:	0110115-01A	**Matrix:**	SOIL

Analyses	Result	RL	Qual	Units	DF	Date Analyzed
VOLATILES BY GC/MS		**SW8260B**				Analyst: SK
Dichlorodifluoromethane	ND	57		µg/Kg-dry	1	10/22/01 8:13:00 PM
Chloromethane	ND	57		µg/Kg-dry	1	10/22/01 8:13:00 PM
Vinyl chloride	ND	28		µg/Kg-dry	1	10/22/01 8:13:00 PM
Chloroethane	ND	57		µg/Kg-dry	1	10/22/01 8:13:00 PM
Bromomethane	ND	57		µg/Kg-dry	1	10/22/01 8:13:00 PM
Trichlorofluoromethane	ND	57		µg/Kg-dry	1	10/22/01 8:13:00 PM
Acetone	ND	280		µg/Kg-dry	1	10/22/01 8:13:00 PM
1,1-Dichloroethene	ND	28		µg/Kg-dry	1	10/22/01 8:13:00 PM
Carbon disulfide	ND	57		µg/Kg-dry	1	10/22/01 8:13:00 PM
Methylene chloride	110	57		µg/Kg-dry	1	10/22/01 8:13:00 PM
Methyl tert-butyl ether	ND	28		µg/Kg-dry	1	10/22/01 8:13:00 PM
trans-1,2-Dichloroethene	ND	28		µg/Kg-dry	1	10/22/01 8:13:00 PM
1,1-Dichloroethane	ND	28		µg/Kg-dry	1	10/22/01 8:13:00 PM
2-Butanone	ND	280		µg/Kg-dry	1	10/22/01 8:13:00 PM
2,2-Dichloropropane	ND	28		µg/Kg-dry	1	10/22/01 8:13:00 PM
cis-1,2-Dichloroethene	ND	28		µg/Kg-dry	1	10/22/01 8:13:00 PM
Chloroform	ND	28		µg/Kg-dry	1	10/22/01 8:13:00 PM
Bromochloromethane	ND	28		µg/Kg-dry	1	10/22/01 8:13:00 PM
1,1,1-Trichloroethane	ND	28		µg/Kg-dry	1	10/22/01 8:13:00 PM
1,1-Dichloropropene	ND	28		µg/Kg-dry	1	10/22/01 8:13:00 PM
Carbon tetrachloride	ND	28		µg/Kg-dry	1	10/22/01 8:13:00 PM
1,2-Dichloroethane	ND	28		µg/Kg-dry	1	10/22/01 8:13:00 PM
Benzene	ND	28		µg/Kg-dry	1	10/22/01 8:13:00 PM
Trichloroethene	58	28		µg/Kg-dry	1	10/22/01 8:13:00 PM
1,2-Dichloropropane	ND	28		µg/Kg-dry	1	10/22/01 8:13:00 PM
Bromodichloromethane	ND	28		µg/Kg-dry	1	10/22/01 8:13:00 PM
Dibromomethane	ND	28		µg/Kg-dry	1	10/22/01 8:13:00 PM
4-Methyl-2-pentanone	ND	280		µg/Kg-dry	1	10/22/01 8:13:00 PM
cis-1,3-Dichloropropene	ND	28		µg/Kg-dry	1	10/22/01 8:13:00 PM
Toluene	ND	28		µg/Kg-dry	1	10/22/01 8:13:00 PM
trans-1,3-Dichloropropene	ND	28		µg/Kg-dry	1	10/22/01 8:13:00 PM
1,1,2-Trichloroethane	ND	28		µg/Kg-dry	1	10/22/01 8:13:00 PM
1,2-Dibromoethane	ND	28		µg/Kg-dry	1	10/22/01 8:13:00 PM
2-Hexanone	ND	280		µg/Kg-dry	1	10/22/01 8:13:00 PM
1,3-Dichloropropane	ND	28		µg/Kg-dry	1	10/22/01 8:13:00 PM
Tetrachloroethene	ND	28		µg/Kg-dry	1	10/22/01 8:13:00 PM
Dibromochloromethane	ND	28		µg/Kg-dry	1	10/22/01 8:13:00 PM
Chlorobenzene	ND	28		µg/Kg-dry	1	10/22/01 8:13:00 PM

Qualifiers:

ND - Not Detected at the Reporting Limit
J - Analyte detected below quantitation limits
B - Analyte detected in the associated Method Blank
H - Method prescribed holding time exceeded
S - Spike Recovery outside accepted recovery limits
R - RPD outside accepted recovery limits
E - Value above quantitation range
- See Case Narrative
RL - Reporting Limit; defined as the lowest concentration the laboratory can accurately quantitate.

AMRO Environmental Laboratories Corp.

Date: *24-Oct-01*

CLIENT:	STV Incorporated	**Client Sample ID:**	TE-MW-2-18B 4'
Lab Order:	0110115		
Project:	0710730 East Side Access	**Collection Date:**	10/10/01
Lab ID:	0110115-01A	**Matrix:**	SOIL

Analyses	Result	RL	Qual	Units	DF	Date Analyzed
1,1,1,2-Tetrachloroethane	ND	28		µg/Kg-dry	1	10/22/01 8:13:00 PM
Ethylbenzene	ND	28		µg/Kg-dry	1	10/22/01 8:13:00 PM
m,p-Xylene	ND	28		µg/Kg-dry	1	10/22/01 8:13:00 PM
o-Xylene	ND	28		µg/Kg-dry	1	10/22/01 8:13:00 PM
Styrene	ND	28		µg/Kg-dry	1	10/22/01 8:13:00 PM
Bromoform	ND	28		µg/Kg-dry	1	10/22/01 8:13:00 PM
Isopropylbenzene	ND	28		µg/Kg-dry	1	10/22/01 8:13:00 PM
1,1,2,2-Tetrachloroethane	ND	28		µg/Kg-dry	1	10/22/01 8:13:00 PM
1,2,3-Trichloropropane	ND	28		µg/Kg-dry	1	10/22/01 8:13:00 PM
Bromobenzene	ND	28		µg/Kg-dry	1	10/22/01 8:13:00 PM
n-Propylbenzene	ND	28		µg/Kg-dry	1	10/22/01 8:13:00 PM
2-Chlorotoluene	ND	28		µg/Kg-dry	1	10/22/01 8:13:00 PM
4-Chlorotoluene	ND	28		µg/Kg-dry	1	10/22/01 8:13:00 PM
1,3,5-Trimethylbenzene	ND	28		µg/Kg-dry	1	10/22/01 8:13:00 PM
tert-Butylbenzene	ND	28		µg/Kg-dry	1	10/22/01 8:13:00 PM
1,2,4-Trimethylbenzene	ND	28		µg/Kg-dry	1	10/22/01 8:13:00 PM
sec-Butylbenzene	ND	28		µg/Kg-dry	1	10/22/01 8:13:00 PM
4-Isopropyltoluene	ND	28		µg/Kg-dry	1	10/22/01 8:13:00 PM
1,3-Dichlorobenzene	ND	28		µg/Kg-dry	1	10/22/01 8:13:00 PM
1,4-Dichlorobenzene	ND	28		µg/Kg-dry	1	10/22/01 8:13:00 PM
n-Butylbenzene	ND	28		µg/Kg-dry	1	10/22/01 8:13:00 PM
1,2-Dichlorobenzene	ND	28		µg/Kg-dry	1	10/22/01 8:13:00 PM
1,2-Dibromo-3-chloropropane	ND	57		µg/Kg-dry	1	10/22/01 8:13:00 PM
1,2,4-Trichlorobenzene	ND	28		µg/Kg-dry	1	10/22/01 8:13:00 PM
Hexachlorobutadiene	ND	28		µg/Kg-dry	1	10/22/01 8:13:00 PM
Naphthalene	ND	57		µg/Kg-dry	1	10/22/01 8:13:00 PM
1,2,3-Trichlorobenzene	ND	28		µg/Kg-dry	1	10/22/01 8:13:00 PM

Qualifiers:

ND - Not Detected at the Reporting Limit
J - Analyte detected below quantitation limits
B - Analyte detected in the associated Method Blank
H - Method prescribed holding time exceeded
S - Spike Recovery outside accepted recovery limits
R - RPD outside accepted recovery limits
E - Value above quantitation range
- See Case Narrative
RL - Reporting Limit; defined as the lowest concentration the laboratory can accurately quantitate.

AMRO Environmental Laboratories Corp.

Date: *24-Oct-01*

CLIENT:	STV Incorporated	**Client Sample ID:**	TE-MW-2-18B 29'8"
Lab Order:	0110115		
Project:	0710730 East Side Access	**Collection Date:**	10/10/01
Lab ID:	0110115-03A	**Matrix:**	SOIL

Analyses	Result	RL	Qual	Units	DF	Date Analyzed
VOLATILES BY GC/MS		**SW8260B**				Analyst: **SK**
Dichlorodifluoromethane	ND	52		µg/Kg-dry	1	10/20/01 8:28:00 PM
Chloromethane	ND	52		µg/Kg-dry	1	10/20/01 8:28:00 PM
Vinyl chloride	ND	26		µg/Kg-dry	1	10/20/01 8:28:00 PM
Chloroethane	ND	52		µg/Kg-dry	1	10/20/01 8:28:00 PM
Bromomethane	ND	52		µg/Kg-dry	1	10/20/01 8:28:00 PM
Trichlorofluoromethane	ND	52		µg/Kg-dry	1	10/20/01 8:28:00 PM
Acetone	ND	260		µg/Kg-dry	1	10/20/01 8:28:00 PM
1,1-Dichloroethene	ND	26		µg/Kg-dry	1	10/20/01 8:28:00 PM
Carbon disulfide	ND	52		µg/Kg-dry	1	10/20/01 8:28:00 PM
Methylene chloride	96	52		µg/Kg-dry	1	10/20/01 8:28:00 PM
Methyl tert-butyl ether	ND	26		µg/Kg-dry	1	10/20/01 8:28:00 PM
trans-1,2-Dichloroethene	ND	26		µg/Kg-dry	1	10/20/01 8:28:00 PM
1,1-Dichloroethane	ND	26		µg/Kg-dry	1	10/20/01 8:28:00 PM
2-Butanone	ND	260		µg/Kg-dry	1	10/20/01 8:28:00 PM
2,2-Dichloropropane	ND	26		µg/Kg-dry	1	10/20/01 8:28:00 PM
cis-1,2-Dichloroethene	ND	26		µg/Kg-dry	1	10/20/01 8:28:00 PM
Chloroform	ND	26		µg/Kg-dry	1	10/20/01 8:28:00 PM
Bromochloromethane	ND	26		µg/Kg-dry	1	10/20/01 8:28:00 PM
1,1,1-Trichloroethane	ND	26		µg/Kg-dry	1	10/20/01 8:28:00 PM
1,1-Dichloropropene	ND	26		µg/Kg-dry	1	10/20/01 8:28:00 PM
Carbon tetrachloride	ND	26		µg/Kg-dry	1	10/20/01 8:28:00 PM
1,2-Dichloroethane	ND	26		µg/Kg-dry	1	10/20/01 8:28:00 PM
Benzene	ND	26		µg/Kg-dry	1	10/20/01 8:28:00 PM
Trichloroethene	ND	26		µg/Kg-dry	1	10/20/01 8:28:00 PM
1,2-Dichloropropane	ND	26		µg/Kg-dry	1	10/20/01 8:28:00 PM
Bromodichloromethane	ND	26		µg/Kg-dry	1	10/20/01 8:28:00 PM
Dibromomethane	ND	26		µg/Kg-dry	1	10/20/01 8:28:00 PM
4-Methyl-2-pentanone	ND	260		µg/Kg-dry	1	10/20/01 8:28:00 PM
cis-1,3-Dichloropropene	ND	26		µg/Kg-dry	1	10/20/01 8:28:00 PM
Toluene	ND	26		µg/Kg-dry	1	10/20/01 8:28:00 PM
trans-1,3-Dichloropropene	ND	26		µg/Kg-dry	1	10/20/01 8:28:00 PM
1,1,2-Trichloroethane	ND	26		µg/Kg-dry	1	10/20/01 8:28:00 PM
1,2-Dibromoethane	ND	26		µg/Kg-dry	1	10/20/01 8:28:00 PM
2-Hexanone	ND	260		µg/Kg-dry	1	10/20/01 8:28:00 PM
1,3-Dichloropropane	ND	26		µg/Kg-dry	1	10/20/01 8:28:00 PM
Tetrachloroethene	ND	26		µg/Kg-dry	1	10/20/01 8:28:00 PM
Dibromochloromethane	ND	26		µg/Kg-dry	1	10/20/01 8:28:00 PM
Chlorobenzene	ND	26		µg/Kg-dry	1	10/20/01 8:28:00 PM

Qualifiers:

ND - Not Detected at the Reporting Limit
J - Analyte detected below quantitation limits
B - Analyte detected in the associated Method Blank
H - Method prescribed holding time exceeded
S - Spike Recovery outside accepted recovery limits
R - RPD outside accepted recovery limits
E - Value above quantitation range
- See Case Narrative
RL - Reporting Limit; defined as the lowest concentration the laboratory can accurately quantitate.

AMRO Environmental Laboratories Corp.

Date: *24-Oct-01*

CLIENT:	STV Incorporated	**Client Sample ID:**	TE-MW-2-18B 29'8"
Lab Order:	0110115		
Project:	0710730 East Side Access	**Collection Date:**	10/10/01
Lab ID:	0110115-03A	**Matrix:**	SOIL

Analyses	Result	RL	Qual	Units	DF	Date Analyzed
1,1,1,2-Tetrachloroethane	ND	26		µg/Kg-dry	1	10/20/01 8:28:00 PM
Ethylbenzene	ND	26		µg/Kg-dry	1	10/20/01 8:28:00 PM
m,p-Xylene	ND	26		µg/Kg-dry	1	10/20/01 8:28:00 PM
o-Xylene	ND	26		µg/Kg-dry	1	10/20/01 8:28:00 PM
Styrene	ND	26		µg/Kg-dry	1	10/20/01 8:28:00 PM
Bromoform	ND	26		µg/Kg-dry	1	10/20/01 8:28:00 PM
Isopropylbenzene	ND	26		µg/Kg-dry	1	10/20/01 8:28:00 PM
1,1,2,2-Tetrachloroethane	ND	26		µg/Kg-dry	1	10/20/01 8:28:00 PM
1,2,3-Trichloropropane	ND	26		µg/Kg-dry	1	10/20/01 8:28:00 PM
Bromobenzene	ND	26		µg/Kg-dry	1	10/20/01 8:28:00 PM
n-Propylbenzene	ND	26		µg/Kg-dry	1	10/20/01 8:28:00 PM
2-Chlorotoluene	ND	26		µg/Kg-dry	1	10/20/01 8:28:00 PM
4-Chlorotoluene	ND	26		µg/Kg-dry	1	10/20/01 8:28:00 PM
1,3,5-Trimethylbenzene	ND	26		µg/Kg-dry	1	10/20/01 8:28:00 PM
tert-Butylbenzene	ND	26		µg/Kg-dry	1	10/20/01 8:28:00 PM
1,2,4-Trimethylbenzene	ND	26		µg/Kg-dry	1	10/20/01 8:28:00 PM
sec-Butylbenzene	ND	26		µg/Kg-dry	1	10/20/01 8:28:00 PM
4-Isopropyltoluene	ND	26		µg/Kg-dry	1	10/20/01 8:28:00 PM
1,3-Dichlorobenzene	ND	26		µg/Kg-dry	1	10/20/01 8:28:00 PM
1,4-Dichlorobenzene	ND	26		µg/Kg-dry	1	10/20/01 8:28:00 PM
n-Butylbenzene	ND	26		µg/Kg-dry	1	10/20/01 8:28:00 PM
1,2-Dichlorobenzene	ND	26		µg/Kg-dry	1	10/20/01 8:28:00 PM
1,2-Dibromo-3-chloropropane	ND	52		µg/Kg-dry	1	10/20/01 8:28:00 PM
1,2,4-Trichlorobenzene	ND	26		µg/Kg-dry	1	10/20/01 8:28:00 PM
Hexachlorobutadiene	ND	26		µg/Kg-dry	1	10/20/01 8:28:00 PM
Naphthalene	ND	52		µg/Kg-dry	1	10/20/01 8:28:00 PM
1,2,3-Trichlorobenzene	ND	26		µg/Kg-dry	1	10/20/01 8:28:00 PM

Qualifiers:

ND - Not Detected at the Reporting Limit
J - Analyte detected below quantitation limits
B - Analyte detected in the associated Method Blank
H - Method prescribed holding time exceeded
S - Spike Recovery outside accepted recovery limits
R - RPD outside accepted recovery limits
E - Value above quantitation range
- See Case Narrative
RL - Reporting Limit; defined as the lowest concentration the laboratory can accurately quantitate.

AMRO Environmental Laboratories Corp.

Date: *24-Oct-01*

CLIENT:	STV Incorporated	**Client Sample ID:**	Field Blank
Lab Order:	0110115		
Project:	0710730 East Side Access	**Collection Date:**	10/10/01
Lab ID:	0110115-05A	**Matrix:**	AQUEOUS

Analyses	Result	RL	Qual	Units	DF	Date Analyzed
VOLATILES BY GC/MS		**SW8260B**				Analyst: JSL
Dichlorodifluoromethane	ND	5.0		µg/L	1	10/17/01 3:43:00 PM
Chloromethane	ND	5.0		µg/L	1	10/17/01 3:43:00 PM
Vinyl chloride	ND	2.0		µg/L	1	10/17/01 3:43:00 PM
Chloroethane	ND	5.0		µg/L	1	10/17/01 3:43:00 PM
Bromomethane	ND	2.0		µg/L	1	10/17/01 3:43:00 PM
Trichlorofluoromethane	ND	2.0		µg/L	1	10/17/01 3:43:00 PM
Acetone	ND	10		µg/L	1	10/17/01 3:43:00 PM
1,1-Dichloroethene	ND	1.0		µg/L	1	10/17/01 3:43:00 PM
Carbon disulfide	ND	2.0		µg/L	1	10/17/01 3:43:00 PM
Methylene chloride	ND	5.0		µg/L	1	10/17/01 3:43:00 PM
Methyl tert-butyl ether	ND	2.0		µg/L	1	10/17/01 3:43:00 PM
trans-1,2-Dichloroethene	ND	2.0		µg/L	1	10/17/01 3:43:00 PM
1,1-Dichloroethane	ND	2.0		µg/L	1	10/17/01 3:43:00 PM
2-Butanone	ND	10		µg/L	1	10/17/01 3:43:00 PM
2,2-Dichloropropane	ND	2.0		µg/L	1	10/17/01 3:43:00 PM
cis-1,2-Dichloroethene	ND	2.0		µg/L	1	10/17/01 3:43:00 PM
Chloroform	ND	2.0		µg/L	1	10/17/01 3:43:00 PM
Bromochloromethane	ND	2.0		µg/L	1	10/17/01 3:43:00 PM
1,1,1-Trichloroethane	ND	2.0		µg/L	1	10/17/01 3:43:00 PM
1,1-Dichloropropene	ND	2.0		µg/L	1	10/17/01 3:43:00 PM
Carbon tetrachloride	ND	2.0		µg/L	1	10/17/01 3:43:00 PM
1,2-Dichloroethane	ND	2.0		µg/L	1	10/17/01 3:43:00 PM
Benzene	ND	1.0		µg/L	1	10/17/01 3:43:00 PM
Trichloroethene	ND	2.0		µg/L	1	10/17/01 3:43:00 PM
1,2-Dichloropropane	ND	2.0		µg/L	1	10/17/01 3:43:00 PM
Bromodichloromethane	ND	2.0		µg/L	1	10/17/01 3:43:00 PM
Dibromomethane	ND	2.0		µg/L	1	10/17/01 3:43:00 PM
4-Methyl-2-pentanone	ND	10		µg/L	1	10/17/01 3:43:00 PM
cis-1,3-Dichloropropene	ND	1.0		µg/L	1	10/17/01 3:43:00 PM
Toluene	ND	2.0		µg/L	1	10/17/01 3:43:00 PM
trans-1,3-Dichloropropene	ND	1.0		µg/L	1	10/17/01 3:43:00 PM
1,1,2-Trichloroethane	ND	2.0		µg/L	1	10/17/01 3:43:00 PM
1,2-Dibromoethane	ND	2.0		µg/L	1	10/17/01 3:43:00 PM
2-Hexanone	ND	10		µg/L	1	10/17/01 3:43:00 PM
1,3-Dichloropropane	ND	2.0		µg/L	1	10/17/01 3:43:00 PM
Tetrachloroethene	ND	2.0		µg/L	1	10/17/01 3:43:00 PM
Dibromochloromethane	ND	2.0		µg/L	1	10/17/01 3:43:00 PM
Chlorobenzene	ND	2.0		µg/L	1	10/17/01 3:43:00 PM

Qualifiers:

ND - Not Detected at the Reporting Limit

J - Analyte detected below quantitation limits

B - Analyte detected in the associated Method Blank

H - Method prescribed holding time exceeded

S - Spike Recovery outside accepted recovery limits

R - RPD outside accepted recovery limits

E - Value above quantitation range

- See Case Narrative

RL - Reporting Limit; defined as the lowest concentration the laboratory can accurately quantitate.

AMRO Environmental Laboratories Corp.

Date: *24-Oct-01*

CLIENT: STV Incorporated
Client Sample ID: Field Blank
Lab Order: 0110115
Project: 0710730 East Side Access
Collection Date: 10/10/01
Lab ID: 0110115-05A
Matrix: AQUEOUS

Analyses	Result	RL	Qual	Units	DF	Date Analyzed
1,1,1,2-Tetrachloroethane	ND	2.0		µg/L	1	10/17/01 3:43:00 PM
Ethylbenzene	ND	2.0		µg/L	1	10/17/01 3:43:00 PM
m,p-Xylene	ND	2.0		µg/L	1	10/17/01 3:43:00 PM
o-Xylene	ND	2.0		µg/L	1	10/17/01 3:43:00 PM
Styrene	ND	2.0		µg/L	1	10/17/01 3:43:00 PM
Bromoform	ND	2.0		µg/L	1	10/17/01 3:43:00 PM
Isopropylbenzene	ND	2.0		µg/L	1	10/17/01 3:43:00 PM
1,1,2,2-Tetrachloroethane	ND	2.0		µg/L	1	10/17/01 3:43:00 PM
1,2,3-Trichloropropane	ND	2.0		µg/L	1	10/17/01 3:43:00 PM
Bromobenzene	ND	2.0		µg/L	1	10/17/01 3:43:00 PM
n-Propylbenzene	ND	2.0		µg/L	1	10/17/01 3:43:00 PM
2-Chlorotoluene	ND	2.0		µg/L	1	10/17/01 3:43:00 PM
4-Chlorotoluene	ND	2.0		µg/L	1	10/17/01 3:43:00 PM
1,3,5-Trimethylbenzene	ND	2.0		µg/L	1	10/17/01 3:43:00 PM
tert-Butylbenzene	ND	2.0		µg/L	1	10/17/01 3:43:00 PM
1,2,4-Trimethylbenzene	ND	2.0		µg/L	1	10/17/01 3:43:00 PM
sec-Butylbenzene	ND	2.0		µg/L	1	10/17/01 3:43:00 PM
4-Isopropyltoluene	ND	2.0		µg/L	1	10/17/01 3:43:00 PM
1,3-Dichlorobenzene	ND	2.0		µg/L	1	10/17/01 3:43:00 PM
1,4-Dichlorobenzene	ND	2.0		µg/L	1	10/17/01 3:43:00 PM
n-Butylbenzene	ND	2.0		µg/L	1	10/17/01 3:43:00 PM
1,2-Dichlorobenzene	ND	2.0		µg/L	1	10/17/01 3:43:00 PM
1,2-Dibromo-3-chloropropane	ND	5.0		µg/L	1	10/17/01 3:43:00 PM
1,2,4-Trichlorobenzene	ND	2.0		µg/L	1	10/17/01 3:43:00 PM
Hexachlorobutadiene	ND	2.0		µg/L	1	10/17/01 3:43:00 PM
Naphthalene	ND	5.0		µg/L	1	10/17/01 3:43:00 PM
1,2,3-Trichlorobenzene	ND	2.0		µg/L	1	10/17/01 3:43:00 PM

Qualifiers:

ND - Not Detected at the Reporting Limit
J - Analyte detected below quantitation limits
B - Analyte detected in the associated Method Blank
H - Method prescribed holding time exceeded
S - Spike Recovery outside accepted recovery limits
R - RPD outside accepted recovery limits
E - Value above quantitation range
- See Case Narrative
RL - Reporting Limit; defined as the lowest concentration the laboratory can accurately quantitate.

AMRO Environmental Laboratories Corp.

Date: *24-Oct-01*

CLIENT:	STV Incorporated	**Client Sample ID:**	TE-MW-2-18B 0-4'
Lab Order:	0110115		
Project:	0710730 East Side Access	**Collection Date:**	10/10/01
Lab ID:	0110115-02A	**Matrix:**	SOIL

Analyses	Result	RL	Qual	Units	DF	Date Analyzed
SEMIVOLATILE ORGANICS		**SW8270C**				Analyst: KD
Phenol	ND	1,600		µg/Kg-dry	1	10/17/01 6:15:00 PM
Bis(2-chloroethyl)ether	ND	1,600		µg/Kg-dry	1	10/17/01 6:15:00 PM
2-Chlorophenol	ND	1,600		µg/Kg-dry	1	10/17/01 6:15:00 PM
1,3-Dichlorobenzene	ND	1,600		µg/Kg-dry	1	10/17/01 6:15:00 PM
1,4-Dichlorobenzene	ND	1,600		µg/Kg-dry	1	10/17/01 6:15:00 PM
Benzyl alcohol	ND	3,100		µg/Kg-dry	1	10/17/01 6:15:00 PM
2-Methylphenol	ND	1,600		µg/Kg-dry	1	10/17/01 6:15:00 PM
1,2-Dichlorobenzene	ND	1,600		µg/Kg-dry	1	10/17/01 6:15:00 PM
Bis(2-chloroisopropyl)ether	ND	1,600		µg/Kg-dry	1	10/17/01 6:15:00 PM
4-Methylphenol	ND	1,600		µg/Kg-dry	1	10/17/01 6:15:00 PM
N-Nitrosodi-n-propylamine	ND	1,600		µg/Kg-dry	1	10/17/01 6:15:00 PM
Hexachloroethane	ND	1,600		µg/Kg-dry	1	10/17/01 6:15:00 PM
Nitrobenzene	ND	1,600		µg/Kg-dry	1	10/17/01 6:15:00 PM
Isophorone	ND	1,600		µg/Kg-dry	1	10/17/01 6:15:00 PM
2,4-Dimethylphenol	ND	1,600		µg/Kg-dry	1	10/17/01 6:15:00 PM
Benzoic acid	ND	3,100		µg/Kg-dry	1	10/17/01 6:15:00 PM
2-Nitrophenol	ND	1,600		µg/Kg-dry	1	10/17/01 6:15:00 PM
Bis(2-chloroethoxy)methane	ND	1,600		µg/Kg-dry	1	10/17/01 6:15:00 PM
2,4-Dichlorophenol	ND	1,600		µg/Kg-dry	1	10/17/01 6:15:00 PM
1,2,4-Trichlorobenzene	ND	1,600		µg/Kg-dry	1	10/17/01 6:15:00 PM
Naphthalene	ND	1,600		µg/Kg-dry	1	10/17/01 6:15:00 PM
4-Chloroaniline	ND	1,600		µg/Kg-dry	1	10/17/01 6:15:00 PM
Hexachlorobutadiene	ND	1,600		µg/Kg-dry	1	10/17/01 6:15:00 PM
4-Chloro-3-methylphenol	ND	3,100		µg/Kg-dry	1	10/17/01 6:15:00 PM
2-Methylnaphthalene	ND	1,600		µg/Kg-dry	1	10/17/01 6:15:00 PM
Hexachlorocyclopentadiene	ND	1,600		µg/Kg-dry	1	10/17/01 6:15:00 PM
2,4,6-Trichlorophenol	ND	1,600		µg/Kg-dry	1	10/17/01 6:15:00 PM
2,4,5-Trichlorophenol	ND	1,600		µg/Kg-dry	1	10/17/01 6:15:00 PM
2-Chloronaphthalene	ND	1,600		µg/Kg-dry	1	10/17/01 6:15:00 PM
2-Nitroaniline	ND	3,100		µg/Kg-dry	1	10/17/01 6:15:00 PM
Dimethyl phthalate	ND	1,600		µg/Kg-dry	1	10/17/01 6:15:00 PM
2,6-Dinitrotoluene	ND	1,600		µg/Kg-dry	1	10/17/01 6:15:00 PM
Acenaphthylene	ND	1,600		µg/Kg-dry	1	10/17/01 6:15:00 PM
3-Nitroaniline	ND	3,100		µg/Kg-dry	1	10/17/01 6:15:00 PM
4-Nitrophenol	ND	3,100		µg/Kg-dry	1	10/17/01 6:15:00 PM
2,4-Dinitrophenol	ND	3,100		µg/Kg-dry	1	10/17/01 6:15:00 PM
Acenaphthene	ND	1,600		µg/Kg-dry	1	10/17/01 6:15:00 PM
2,4-Dinitrotoluene	ND	1,600		µg/Kg-dry	1	10/17/01 6:15:00 PM

Qualifiers:

ND - Not Detected at the Reporting Limit
J - Analyte detected below quantitation limits
B - Analyte detected in the associated Method Blank
H - Method prescribed holding time exceeded
S - Spike Recovery outside accepted recovery limits
R - RPD outside accepted recovery limits
E - Value above quantitation range
- See Case Narrative
RL - Reporting Limit; defined as the lowest concentration the laboratory can accurately quantitate.

AMRO Environmental Laboratories Corp.

Date: *24-Oct-01*

CLIENT:	STV Incorporated	**Client Sample ID:**	TE-MW-2-18B 0-4'
Lab Order:	0110115		
Project:	0710730 East Side Access	**Collection Date:**	10/10/01
Lab ID:	0110115-02A	**Matrix:**	SOIL

Analyses	Result	RL	Qual	Units	DF	Date Analyzed
Dibenzofuran	ND	1,600		µg/Kg-dry	1	10/17/01 6:15:00 PM
Diethyl phthalate	ND	1,600		µg/Kg-dry	1	10/17/01 6:15:00 PM
4-Chlorophenyl phenyl ether	ND	1,600		µg/Kg-dry	1	10/17/01 6:15:00 PM
Fluorene	ND	1,600		µg/Kg-dry	1	10/17/01 6:15:00 PM
4-Nitroaniline	ND	3,100		µg/Kg-dry	1	10/17/01 6:15:00 PM
4,6-Dinitro-2-methylphenol	ND	3,100		µg/Kg-dry	1	10/17/01 6:15:00 PM
N-Nitrosodiphenylamine	ND	1,600		µg/Kg-dry	1	10/17/01 6:15:00 PM
1,2-Diphenylhydrazine (as Azobenzene)	ND	1,600		µg/Kg-dry	1	10/17/01 6:15:00 PM
4-Bromophenyl phenyl ether	ND	1,600		µg/Kg-dry	1	10/17/01 6:15:00 PM
Hexachlorobenzene	ND	1,600		µg/Kg-dry	1	10/17/01 6:15:00 PM
Pentachlorophenol	ND	3,100		µg/Kg-dry	1	10/17/01 6:15:00 PM
Phenanthrene	3,200	1,600		µg/Kg-dry	1	10/17/01 6:15:00 PM
Anthracene	1,900	1,600		µg/Kg-dry	1	10/17/01 6:15:00 PM
Carbazole	ND	1,600		µg/Kg-dry	1	10/17/01 6:15:00 PM
Di-n-butyl phthalate	ND	1,600		µg/Kg-dry	1	10/17/01 6:15:00 PM
Fluoranthene	15,000	1,600		µg/Kg-dry	1	10/17/01 6:15:00 PM
Pyrene	15,000	1,600		µg/Kg-dry	1	10/17/01 6:15:00 PM
Butyl benzyl phthalate	ND	1,600		µg/Kg-dry	1	10/17/01 6:15:00 PM
Bis(2-ethylhexyl)phthalate	ND	1,600		µg/Kg-dry	1	10/17/01 6:15:00 PM
3,3'-Dichlorobenzidine	ND	1,600		µg/Kg-dry	1	10/17/01 6:15:00 PM
Benz(a)anthracene	8,700	1,600		µg/Kg-dry	1	10/17/01 6:15:00 PM
Chrysene	8,600	1,600		µg/Kg-dry	1	10/17/01 6:15:00 PM
Di-n-octyl phthalate	ND	1,600		µg/Kg-dry	1	10/17/01 6:15:00 PM
Benzo(b)fluoranthene	11,000	1,600		µg/Kg-dry	1	10/17/01 6:15:00 PM
Benzo(k)fluoranthene	3,500	1,600		µg/Kg-dry	1	10/17/01 6:15:00 PM
Benzo(a)pyrene	6,600	1,600		µg/Kg-dry	1	10/17/01 6:15:00 PM
Dibenz(a,h)anthracene	ND	1,600		µg/Kg-dry	1	10/17/01 6:15:00 PM
Indeno(1,2,3-cd)pyrene	4,400	1,600		µg/Kg-dry	1	10/17/01 6:15:00 PM
Benzo(g,h,i)perylene	3,700	1,600		µg/Kg-dry	1	10/17/01 6:15:00 PM

Qualifiers:

ND - Not Detected at the Reporting Limit

J - Analyte detected below quantitation limits

B - Analyte detected in the associated Method Blank

H - Method prescribed holding time exceeded

S - Spike Recovery outside accepted recovery limits

R - RPD outside accepted recovery limits

E - Value above quantitation range

- See Case Narrative

RL - Reporting Limit; defined as the lowest concentration the laboratory can accurately quantitate.

AMRO Environmental Laboratories Corp.

Date: *24-Oct-01*

CLIENT:	STV Incorporated	**Client Sample ID:**	TE-MW-2-18B 29'-29'8"
Lab Order:	0110115		
Project:	0710730 East Side Access	**Collection Date:**	10/10/01
Lab ID:	0110115-04A	**Matrix:**	SOIL

Analyses	Result	RL	Qual	Units	DF	Date Analyzed
SEMIVOLATILE ORGANICS		**SW8270C**				Analyst: **KD**
Phenol	ND	280		µg/Kg-dry	1	10/17/01 6:46:00 PM
Bis(2-chloroethyl)ether	ND	280		µg/Kg-dry	1	10/17/01 6:46:00 PM
2-Chlorophenol	ND	280		µg/Kg-dry	1	10/17/01 6:46:00 PM
1,3-Dichlorobenzene	ND	280		µg/Kg-dry	1	10/17/01 6:46:00 PM
1,4-Dichlorobenzene	ND	280		µg/Kg-dry	1	10/17/01 6:46:00 PM
Benzyl alcohol	ND	560		µg/Kg-dry	1	10/17/01 6:46:00 PM
2-Methylphenol	ND	280		µg/Kg-dry	1	10/17/01 6:46:00 PM
1,2-Dichlorobenzene	ND	280		µg/Kg-dry	1	10/17/01 6:46:00 PM
Bis(2-chloroisopropyl)ether	ND	280		µg/Kg-dry	1	10/17/01 6:46:00 PM
4-Methylphenol	ND	280		µg/Kg-dry	1	10/17/01 6:46:00 PM
N-Nitrosodi-n-propylamine	ND	280		µg/Kg-dry	1	10/17/01 6:46:00 PM
Hexachloroethane	ND	280		µg/Kg-dry	1	10/17/01 6:46:00 PM
Nitrobenzene	ND	280		µg/Kg-dry	1	10/17/01 6:46:00 PM
Isophorone	ND	280		µg/Kg-dry	1	10/17/01 6:46:00 PM
2,4-Dimethylphenol	ND	280		µg/Kg-dry	1	10/17/01 6:46:00 PM
Benzoic acid	ND	560		µg/Kg-dry	1	10/17/01 6:46:00 PM
2-Nitrophenol	ND	280		µg/Kg-dry	1	10/17/01 6:46:00 PM
Bis(2-chloroethoxy)methane	ND	280		µg/Kg-dry	1	10/17/01 6:46:00 PM
2,4-Dichlorophenol	ND	280		µg/Kg-dry	1	10/17/01 6:46:00 PM
1,2,4-Trichlorobenzene	ND	280		µg/Kg-dry	1	10/17/01 6:46:00 PM
Naphthalene	ND	280		µg/Kg-dry	1	10/17/01 6:46:00 PM
4-Chloroaniline	ND	280		µg/Kg-dry	1	10/17/01 6:46:00 PM
Hexachlorobutadiene	ND	280		µg/Kg-dry	1	10/17/01 6:46:00 PM
4-Chloro-3-methylphenol	ND	560		µg/Kg-dry	1	10/17/01 6:46:00 PM
2-Methylnaphthalene	ND	280		µg/Kg-dry	1	10/17/01 6:46:00 PM
Hexachlorocyclopentadiene	ND	280		µg/Kg-dry	1	10/17/01 6:46:00 PM
2,4,6-Trichlorophenol	ND	280		µg/Kg-dry	1	10/17/01 6:46:00 PM
2,4,5-Trichlorophenol	ND	280		µg/Kg-dry	1	10/17/01 6:46:00 PM
2-Chloronaphthalene	ND	280		µg/Kg-dry	1	10/17/01 6:46:00 PM
2-Nitroaniline	ND	560		µg/Kg-dry	1	10/17/01 6:46:00 PM
Dimethyl phthalate	ND	280		µg/Kg-dry	1	10/17/01 6:46:00 PM
2,6-Dinitrotoluene	ND	280		µg/Kg-dry	1	10/17/01 6:46:00 PM
Acenaphthylene	ND	280		µg/Kg-dry	1	10/17/01 6:46:00 PM
3-Nitroaniline	ND	560		µg/Kg-dry	1	10/17/01 6:46:00 PM
4-Nitrophenol	ND	560		µg/Kg-dry	1	10/17/01 6:46:00 PM
2,4-Dinitrophenol	ND	560		µg/Kg-dry	1	10/17/01 6:46:00 PM
Acenaphthene	ND	280		µg/Kg-dry	1	10/17/01 6:46:00 PM
2,4-Dinitrotoluene	ND	280		µg/Kg-dry	1	10/17/01 6:46:00 PM

Qualifiers:

ND - Not Detected at the Reporting Limit
J - Analyte detected below quantitation limits
B - Analyte detected in the associated Method Blank
H - Method prescribed holding time exceeded
S - Spike Recovery outside accepted recovery limits
R - RPD outside accepted recovery limits
E - Value above quantitation range
- See Case Narrative
RL - Reporting Limit; defined as the lowest concentration the laboratory can accurately quantitate.

AMRO Environmental Laboratories Corp.

Date: *24-Oct-01*

CLIENT:	STV Incorporated	**Client Sample ID:**	TE-MW-2-18B 29'-29'8"
Lab Order:	0110115		
Project:	0710730 East Side Access	**Collection Date:**	10/10/01
Lab ID:	01101,15-04A	**Matrix:**	SOIL

Analyses	Result	RL	Qual	Units	DF	Date Analyzed
Dibenzofuran	ND	280		µg/Kg-dry	1	10/17/01 6:46:00 PM
Diethyl phthalate	ND	280		µg/Kg-dry	1	10/17/01 6:46:00 PM
4-Chlorophenyl phenyl ether	ND	280		µg/Kg-dry	1	10/17/01 6:46:00 PM
Fluorene	ND	280		µg/Kg-dry	1	10/17/01 6:46:00 PM
4-Nitroaniline	ND	560		µg/Kg-dry	1	10/17/01 6:46:00 PM
4,6-Dinitro-2-methylphenol	ND	560		µg/Kg-dry	1	10/17/01 6:46:00 PM
N-Nitrosodiphenylamine	ND	280		µg/Kg-dry	1	10/17/01 6:46:00 PM
1,2-Diphenylhydrazine (as Azobenzene)	ND	280		µg/Kg-dry	1	10/17/01 6:46:00 PM
4-Bromophenyl phenyl ether	ND	280		µg/Kg-dry	1	10/17/01 6:46:00 PM
Hexachlorobenzene	ND	280		µg/Kg-dry	1	10/17/01 6:46:00 PM
Pentachlorophenol	ND	560		µg/Kg-dry	1	10/17/01 6:46:00 PM
Phenanthrene	780	280		µg/Kg-dry	1	10/17/01 6:46:00 PM
Anthracene	340	280		µg/Kg-dry	1	10/17/01 6:46:00 PM
Carbazole	ND	280		µg/Kg-dry	1	10/17/01 6:46:00 PM
Di-n-butyl phthalate	ND	280		µg/Kg-dry	1	10/17/01 6:46:00 PM
Fluoranthene	1,100	280		µg/Kg-dry	1	10/17/01 6:46:00 PM
Pyrene	1,000	280		µg/Kg-dry	1	10/17/01 6:46:00 PM
Butyl benzyl phthalate	ND	280		µg/Kg-dry	1	10/17/01 6:46:00 PM
Bis(2-ethylhexyl)phthalate	ND	280		µg/Kg-dry	1	10/17/01 6:46:00 PM
3,3'-Dichlorobenzidine	ND	280		µg/Kg-dry	1	10/17/01 6:46:00 PM
Benz(a)anthracene	490	280		µg/Kg-dry	1	10/17/01 6:46:00 PM
Chrysene	540	280		µg/Kg-dry	1	10/17/01 6:46:00 PM
Di-n-octyl phthalate	ND	280		µg/Kg-dry	1	10/17/01 6:46:00 PM
Benzo(b)fluoranthene	420	280		µg/Kg-dry	1	10/17/01 6:46:00 PM
Benzo(k)fluoranthene	ND	280		µg/Kg-dry	1	10/17/01 6:46:00 PM
Benzo(a)pyrene	280	280		µg/Kg-dry	1	10/17/01 6:46:00 PM
Dibenz(a,h)anthracene	ND	280		µg/Kg-dry	1	10/17/01 6:46:00 PM
Indeno(1,2,3-cd)pyrene	ND	280		µg/Kg-dry	1	10/17/01 6:46:00 PM
Benzo(g,h,i)perylene	ND	280		µg/Kg-dry	1	10/17/01 6:46:00 PM

Qualifiers:

ND - Not Detected at the Reporting Limit
J - Analyte detected below quantitation limits
B - Analyte detected in the associated Method Blank
H - Method prescribed holding time exceeded
S - Spike Recovery outside accepted recovery limits
R - RPD outside accepted recovery limits
E - Value above quantitation range
- See Case Narrative
RL - Reporting Limit; defined as the lowest concentration the laboratory can accurately quantitate.

AMRO Environmental Laboratories Corp.

Date: *24-Oct-01*

CLIENT:	STV Incorporated	**Client Sample ID:**	Field Blank
Lab Order:	0110115		
Project:	0710730 East Side Access	**Collection Date:**	10/10/01
Lab ID:	0110115-05B	**Matrix:**	AQUEOUS

Analyses	Result	RL	Qual	Units	DF	Date Analyzed
SEMIVOLATILE ORGANICS		**SW8270C**				Analyst: KD
Phenol	ND	10		µg/L	1	10/17/01 8:00:00 PM
Bis(2-chloroethyl)ether	ND	10		µg/L	1	10/17/01 8:00:00 PM
2-Chlorophenol	ND	10		µg/L	1	10/17/01 8:00:00 PM
1,3-Dichlorobenzene	ND	10		µg/L	1	10/17/01 8:00:00 PM
1,4-Dichlorobenzene	ND	10		µg/L	1	10/17/01 8:00:00 PM
Benzyl alcohol	ND	21		µg/L	1	10/17/01 8:00:00 PM
2-Methylphenol	ND	10		µg/L	1	10/17/01 8:00:00 PM
1,2-Dichlorobenzene	ND	10		µg/L	1	10/17/01 8:00:00 PM
Bis(2-chloroisopropyl)ether	ND	10		µg/L	1	10/17/01 8:00:00 PM
4-Methylphenol	ND	10		µg/L	1	10/17/01 8:00:00 PM
N-Nitrosodi-n-propylamine	ND	10		µg/L	1	10/17/01 8:00:00 PM
Hexachloroethane	ND	10		µg/L	1	10/17/01 8:00:00 PM
Nitrobenzene	ND	10		µg/L	1	10/17/01 8:00:00 PM
Isophorone	ND	10		µg/L	1	10/17/01 8:00:00 PM
2,4-Dimethylphenol	ND	10		µg/L	1	10/17/01 8:00:00 PM
Benzoic acid	ND	21		µg/L	1	10/17/01 8:00:00 PM
2-Nitrophenol	ND	10		µg/L	1	10/17/01 8:00:00 PM
Bis(2-chloroethoxy)methane	ND	10		µg/L	1	10/17/01 8:00:00 PM
2,4-Dichlorophenol	ND	10		µg/L	1	10/17/01 8:00:00 PM
1,2,4-Trichlorobenzene	ND	10		µg/L	1	10/17/01 8:00:00 PM
Naphthalene	ND	10		µg/L	1	10/17/01 8:00:00 PM
4-Chloroaniline	ND	10		µg/L	1	10/17/01 8:00:00 PM
Hexachlorobutadiene	ND	10		µg/L	1	10/17/01 8:00:00 PM
4-Chloro-3-methylphenol	ND	21		µg/L	1	10/17/01 8:00:00 PM
2-Methylnaphthalene	ND	10		µg/L	1	10/17/01 8:00:00 PM
Hexachlorocyclopentadiene	ND	10		µg/L	1	10/17/01 8:00:00 PM
2,4,6-Trichlorophenol	ND	10		µg/L	1	10/17/01 8:00:00 PM
2,4,5-Trichlorophenol	ND	10		µg/L	1	10/17/01 8:00:00 PM
2-Chloronaphthalene	ND	10		µg/L	1	10/17/01 8:00:00 PM
2-Nitroaniline	ND	21		µg/L	1	10/17/01 8:00:00 PM
Dimethyl phthalate	ND	10		µg/L	1	10/17/01 8:00:00 PM
2,6-Dinitrotoluene	ND	10		µg/L	1	10/17/01 8:00:00 PM
Acenaphthylene	ND	10		µg/L	1	10/17/01 8:00:00 PM
3-Nitroaniline	ND	21		µg/L	1	10/17/01 8:00:00 PM
4-Nitrophenol	ND	21		µg/L	1	10/17/01 8:00:00 PM
2,4-Dinitrophenol	ND	21		µg/L	1	10/17/01 8:00:00 PM
Acenaphthene	ND	10		µg/L	1	10/17/01 8:00:00 PM
2,4-Dinitrotoluene	ND	10		µg/L	1	10/17/01 8:00:00 PM

Qualifiers:

ND - Not Detected at the Reporting Limit
J - Analyte detected below quantitation limits
B - Analyte detected in the associated Method Blank
H - Method prescribed holding time exceeded
S - Spike Recovery outside accepted recovery limits
R - RPD outside accepted recovery limits
E - Value above quantitation range
- See Case Narrative
RL - Reporting Limit; defined as the lowest concentration the laboratory can accurately quantitate.

AMRO Environmental Laboratories Corp.

Date: *24-Oct-01*

CLIENT:	STV Incorporated	**Client Sample ID:**	Field Blank
Lab Order:	0110115		
Project:	0710730 East Side Access	**Collection Date:**	10/10/01
Lab ID:	0110115-05B	**Matrix:**	AQUEOUS

Analyses	Result	RL	Qual	Units	DF	Date Analyzed
Dibenzofuran	ND	10		µg/L	1	10/17/01 8:00:00 PM
Diethyl phthalate	ND	10		µg/L	1	10/17/01 8:00:00 PM
4-Chlorophenyl phenyl ether	ND	10		µg/L	1	10/17/01 8:00:00 PM
Fluorene	ND	10		µg/L	1	10/17/01 8:00:00 PM
4-Nitroaniline	ND	21		µg/L	1	10/17/01 8:00:00 PM
4,6-Dinitro-2-methylphenol	ND	21		µg/L	1	10/17/01 8:00:00 PM
N-Nitrosodiphenylamine	ND	10		µg/L	1	10/17/01 8:00:00 PM
1,2-Diphenylhydrazine (as Azobenzene)	ND	10		µg/L	1	10/17/01 8:00:00 PM
4-Bromophenyl phenyl ether	ND	10		µg/L	1	10/17/01 8:00:00 PM
Hexachlorobenzene	ND	10		µg/L	1	10/17/01 8:00:00 PM
Pentachlorophenol	ND	21		µg/L	1	10/17/01 8:00:00 PM
Phenanthrene	ND	10		µg/L	1	10/17/01 8:00:00 PM
Anthracene	ND	10		µg/L	1	10/17/01 8:00:00 PM
Carbazole	ND	10		µg/L	1	10/17/01 8:00:00 PM
Di-n-butyl phthalate	ND	10		µg/L	1	10/17/01 8:00:00 PM
Fluoranthene	ND	10		µg/L	1	10/17/01 8:00:00 PM
Pyrene	ND	10		µg/L	1	10/17/01 8:00:00 PM
Butyl benzyl phthalate	ND	10		µg/L	1	10/17/01 8:00:00 PM
Bis(2-ethylhexyl)phthalate	ND	10		µg/L	1	10/17/01 8:00:00 PM
3,3'-Dichlorobenzidine	ND	10		µg/L	1	10/17/01 8:00:00 PM
Benz(a)anthracene	ND	10		µg/L	1	10/17/01 8:00:00 PM
Chrysene	ND	10		µg/L	1	10/17/01 8:00:00 PM
Di-n-octyl phthalate	ND	10		µg/L	1	10/17/01 8:00:00 PM
Benzo(b)fluoranthene	ND	10		µg/L	1	10/17/01 8:00:00 PM
Benzo(k)fluoranthene	ND	10		µg/L	1	10/17/01 8:00:00 PM
Benzo(a)pyrene	ND	10		µg/L	1	10/17/01 8:00:00 PM
Dibenz(a,h)anthracene	ND	10		µg/L	1	10/17/01 8:00:00 PM
Indeno(1,2,3-cd)pyrene	ND	10		µg/L	1	10/17/01 8:00:00 PM
Benzo(g,h,i)perylene	ND	10		µg/L	1	10/17/01 8:00:00 PM

Qualifiers:

ND - Not Detected at the Reporting Limit
J - Analyte detected below quantitation limits
B - Analyte detected in the associated Method Blank
H - Method prescribed holding time exceeded
S - Spike Recovery outside accepted recovery limits
R - RPD outside accepted recovery limits
E - Value above quantitation range
- See Case Narrative
RL - Reporting Limit; defined as the lowest concentration the laboratory can accurately quantitate.

AERO Environmental Laboratories Corp.

24-Oct-01

Lab Order: 0110115
Client: STV Incorporated
Project: 0710730 East Side Access

DATES REPORT

Sample ID	Client Sample ID	Collection Date	Matrix	Test Name	TCLP Date	Prep Date	Analysis Date
0110115-01A	TE-MW-2-18B 4'	10/10/01	Soil	Percent Moisture			10/15/01
				VOLATILES by GC/MS, Bulk Soil		10/10/01	10/22/01
0110115-02A	TE-MW-2-18B 0-4'			Percent Moisture			10/15/01
				SEMIVOLATILE ORGANICS, Soil/Solids		10/15/01	10/17/01
0110115-02B				ICP METALS, TCLP	10/15/01	10/16/01	10/17/01
				MERCURY, TCLP	10/15/01	10/19/01	10/22/01
0110115-02C				ICP METALS, 3051/6010		10/16/01	10/16/01
0110115-03A	TE-MW-2-18B 29'8"			Percent Moisture			10/15/01
				VOLATILES by GC/MS, Bulk Soil		10/10/01	10/20/01
0110115-04A	TE-MW-2-18B 29'-29'8"			Percent Moisture			10/15/01
				SEMIVOLATILE ORGANICS, Soil/Solids		10/15/01	10/17/01
0110115-05A	Field Blank		Aqueous	VOLATILES by GC/MS		10/17/01	10/17/01
0110115-05B				SEMIVOLATILE ORGANICS, Aqueous		10/16/01	10/17/01
0110115-05C				ARSENIC, Total		10/17/01	10/17/01
				ICP METALS, TOTAL		10/17/01	10/17/01
				LEAD, Total		10/17/01	10/17/01
				MERCURY, Total		10/16/01	10/17/01
				SELENIUM, Total		10/17/01	10/17/01

AMRO Environmental Laboratories Corporation

SAMPLE RECEIPT CHECKLIST

111 Herrick Street
Merrimack, NH 03054
(603) 424-2022

Client: STV
Project Name: East Side Access
Ship via: (circle one) Fed Ex., UPS, AMRO Courier, Hand Del., Other Courier, Other:

AMRO ID: 0110115
Date Rec.: 10-11-01
Date Due: 10-23-01

Items to be Checked Upon Receipt	Yes	No	NA	Comments
1. Army Samples received in individual plastic bags?	✓			
2. Custody Seals present?	✓			
3. Custody Seals Intact?	✓			
4. Air Bill included in folder if received?	✓			
5. Is COC included with samples?	✓			
6. Is COC signed and dated by client?	✓			
7. Laboratory receipt temperature. TEMP = 3°				
Samples rec. with ice X ice packs___ neither___				
8. Were samples received the same day they were sampled?		✓		
Is client temperature 4°C ± 2°C?	✓			
If no obtain authorization from the client for the analyses.				
Client authorization from: Date: Obtained by:				
9. Is the COC filled out correctly and completely?	✓	✓		see Fax
10. Does the info on the COC match the samples?	✓	✓		
11. Were samples rec. within holding time?	✓			
12. Were all samples properly labeled?	✓			
13. Were all samples properly preserved?	✓	✓		see Fax
14. Were proper sample containers used?	✓	✓		
15. Were all samples received intact? (none broken or leaking)	✓			
16. Were VOA vials rec. with no air bubbles?	✓			
17. Were the sample volumes sufficient for requested analysis?	✓	✓	only	1 bottle for TCL SVOC's
18. Were all samples received?	✓			
19. VPH and VOA Soils only:				
Sampling Method VPH (circle one): M=Methanol, E=EnCore (air-tight container)				
Sampling Method VOA (circle one): M=Methanol, SB=Sodium Bisulfate, E=EnCore B=Bulk				
If M or SB:				
Does preservative cover the soil?				
If NO then client must be faxed.				
Does preservation level come close to the fill line on the vial?				
If NO then client must be faxed.				
Were vials provided by AMRO?				
If NO then weights MUST be obtained from client				
Was dry weight aliquot provided?				
If NO then fax client and inform the VOA lab ASAP.				
20. Subcontracted Samples:			✓	
What samples sent:				
Where sent:				
Date:				
Analysis:				
TAT:				
21. Information entered into:				
Internal Tracking Log?	✓			
Dry Weight Log?	✓			
Client Log?			✓	
Composite Log?			✓	
Filtration Log?			✓	

Received By: CC Date: 10-11-01 Logged in By: CC Date: 10-12-01
Labeled By: QC Date: 10-12-01 Checked By: MG Date: 10-15-01

AMRO Environmental
Laboratories Corporation

111 Herrick Street
Merrimack, NH 03054
(603) 424-2022

Please Circle if:
Sample= Soil + waters.
Sample= Waste

Sample ID	Analysis	Volume Sample	Preserv. Listed	Initial pH	Acceptable? Y or N	List Preserv. Added by AMRO	Solution ID # of Preserv.	Volume Preservative Added	Fina adjust pH
010115-07A	TCL VOA	3×40mL	HCL	–	Y				
-05B	TCL SVOC	1×1L Amb	–	7	Y				
-05C	Metals	1×1L Amb	–	7	N	HNO_3	R02830	3ml	1

pH Checked By: MG Date: 10-12-01 pH adjusted By: GG Date: 10-12-01

AMRO Environmental Laboratories Corporation
111 Herrick Street
Merrimack, N.H. 03054
Office: 603-424-2022 Fax: 603-429-8496

31369

CHAIN OF CUSTODY RECORD

PAGE 1 OF 1

Proj. No.: 0710730
Project Name: East Side Access
Project State: NY
Samplers (Signature): P. Orlich

MATRIX: Water - A, Soil/Solid-S, Waste-W, Other-O, Explain

Sta. No.	Date	Time	Comp	Grab	Station Location	Type Size, & No. of Containers (Ambers & glassjars)	Matrix	TCL VOCs	TCL SVOCs	TCLP RCRA 8 metals	Total lead	~~[illegible]~~	Total LCLA 8 Metals	Remarks
	10/10	930		X	TE-MW-2-18B 4'	2 oz	S	X						
	10/10	930	X		↓ 0-4'	8 oz	S		X					
	10/10	930	X		↓ 0-4'	8 oz	S			X				
	10/10	930	X		↓ 0-4'	8 oz	S				X			
	10/10	1045		X	TE-MW-2-18B 29'8"	2 oz	S	X						
	10/10	1045	X		↓ 29'-29'8"	8 oz	S		X					
	10/10	1205	X		Field Blank (2L, 1 Amber)		W		X					
	10/10	1205	X		↓ (2L, 1 Amber)		W						X	
	10/10	1205	X		↓	3 VOA Vials	W	X						

Please print clearly, legibly and completely. Samples cannot be logged in and the turnaround time clock will not start until any ambiguities are resolved.

PRIORITY TURNAROUND TIME AUTHORIZATION

Before submitting samples for expedited T.A.T., you must have requested in advance and received a coded **T.A.T. AUTHORIZATION NUMBER.**

AUTHORIZATION NO. _____ **T.A.T. authorized by:** _____

Relinquished by (Signature)	Date Time	Received by (Signature)
Pamela Orlich	10/10/01 5:10	
Relinquished by (Signature)	Date Time	Received by (Signature)
Relinquished by (Signature)	Date Time	Received by (Signature)
Relinquished by (Signature)	Date Time 10/11/01 0945	Received for Laboratory by: (Signature) C Clearley

☐ Fax to (phone)

Results needed

PO#

AMRO Project No.: 0110115

Seal Intact? Yes No N/A

Send Results to: Jeff Butler
225 Park Ave. South
NY NY 10003
5th Floor

Remarks

White: Lab copy Yellow: Accompanies report Pink: Client copy

26

NEW YORK STATE DEPARTMENT OF HEALTH
WADSWORTH CENTER
Antonia C. Novello, M.D., M.P.H., Dr.P.H. Commissioner

Expires 12:01 AM April 01, 2002
Issued September 17, 2001

CERTIFICATE OF APPROVAL FOR LABORATORY SERVICE

Issued in accordance with and pursuant to section 502 Public Health Law of New York State

MS. NANCY STEWART
AMRO ENVIRONMENTAL LAB CORP
111 HERRICK STREET
MERRIMACK NH 03054 USA

NY Lab Id No: 11278
EPA Lab Code: NH00012

is hereby APPROVED as an Environmental Laboratory for the category
ENVIRONMENTAL ANALYSES NON POTABLE WATER
All approved subcategories and/or analytes are listed below:

Acrolein and Acrylonitrile

Acrolein	Method Not Specified
Acrylonitrile	Method Not Specified

Chlorinated Hydrocarbon Pesticides

Methoxychlor	Method Not Specified
T[illegible]phene	Method Not Specified

[illegible]ineral

Calcium Hardness	Method Not Specified

Nutrient

Nitrite (as N)	Method Not Specified

Polynuclear Aromatics

Acenaphthylene	Method Not Specified
Benzo(ghi)perylene	Method Not Specified
Benzo(k)fluoranthene	Method Not Specified
Dibenzo(a,h)anthracene	Method Not Specified
Fluorene	Method Not Specified
Naphthalene	Method Not Specified
Phenanthrene	Method Not Specified

Priority Pollutant Phenols

2,4,5-Trichlorophenol	Method Not Specified

Purgeable Aromatics

Chlorobenzene	Method Not Specified

Purgeable Aromatics

Total Xylenes	Method Not Specified

Purgeable Halocarbons

2-Chloroethylvinyl ether	Method Not Specified
cis-1,3-Dichloropropene	Method Not Specified
Dibromochloromethane	Method Not Specified
Dichlorodifluoromethane	Method Not Specified

TCLP Additional Compounds

Cresol	Method Not Specified
Methylethyl ketone (2-butanone	Method Not Specified
Pyridine	Method Not Specified

Wastewater Metals II

Chromium VI	Method Not Specified

Wastewater Metals III

Gold, Total	Method Not Specified
Palladium, Total	Method Not Specified
Platinum, Total	Method Not Specified
Tin, Total	Method Not Specified
Titanium, Total	Method Not Specified

Wastewater Miscellaneous

Color	Method Not Specified
Corrosivity	Method Not Specified
Sulfide (as S)	Method Not Specified

S[illegible]al No.: 13877

[illegible]y of the New York State Department of Health. Valid only at the address shown. [illegible]must be conspicuously posted. Valid certificates have a raised seal and may be verified by calling (518)485-5570.

DOH-3317 (3/97)

NEW YORK STATE DEPARTMENT OF HEALTH
WADSWORTH CENTER
Antonia C. Novello, M.D., M.P.H., Dr.P.H. Commissioner

Expires 12:01 AM April 01, 2002
Issued September 17, 2001

CERTIFICATE OF APPROVAL FOR LABORATORY SERVICE

Issued in accordance with and pursuant to section 502 Public Health Law of New York State

MS. NANCY STEWART
AMRO ENVIRONMENTAL LAB CORP
111 HERRICK STREET
MERRIMACK NH 03054 USA

NY Lab Id No: 11278
EPA Lab Code: NH00012

is hereby APPROVED as an Environmental Laboratory for the category
ENVIRONMENTAL ANALYSES NON POTABLE WATER
All approved subcategories and/or analytes are listed below:

Wastewater Miscellaneous

Surfactant (MBAS)	Method Not Specified

Serial No.: 13877

Property of the New York State Department of Health. Valid only at the address shown. Must be conspicuously posted. Valid certificates have a raised seal and may be verified by calling (518)485-5570.

DOH-3317 (3/97)

AMRO Environmental Laboratories Corporation

111 Herrick Street, Merrimack, NH 03054
TEL: (603) 424-2022 · FAX: (603) 429-8496

October 29, 2001

Jeff Butler
STV Incorporated
225 Park Avenue South
New York, NY 10003
TEL: (212) 777-4400
FAX: (212) 529-5237

RE: Queens - East Side Access

Order No.: 0110145

Dear Jeff Butler:

AMRO Environmental Laboratories Corp. received 4 samples on 10/15/01 for the analyses presented in the following report.

AMRO operates a Quality Assurance Program which meets or exceeds National Environmental Laboratory Accreditation Conference (NELAC), state, and EPA requirements. A copy of the appropriate state and/or NELAC Certificate is attached.

The enclosed Sample Receipt Checklist details the condition of your sample(s) upon receipt. Please be advised that any unused sample volume and sample extracts will be stored for a period of thirty (30) days from this report date. After this time, AMRO will properly dispose of the remaining sample(s). If you require further analysis, or need the samples held for a longer period, please contact us immediately.

This report consists of a total of 20 pages. This letter is an integral part of your data report. If you have any questions regarding this project in the future, please refer to the Order Number above.

Sincerely,

Nancy Stewart
Vice President / Lab Director

AMRO Environmental Laboratories Corp.

Date: *29-Oct-01*

CLIENT: STV Incorporated
Project: Queens - East Side Access
Lab Order: 0110145
Date Received: 10/15/01

Work Order Sample Summary

Lab Sample ID	Client Sample ID	Collection Date
0110145-01A	TE-MW-2-17 (22)	10/12/01
0110145-02A	TE-MW-2-17 (44 1/2)	10/12/01
0110145-03A	TE-MW-2-17 (20-22)	10/12/01
0110145-04A	TE-MW-2-17 (43-44 1/2)	10/12/01

AMRO Environmental Laboratories Corp.

Date: *29-Oct-01*

CLIENT:	STV Incorporated	**Client Sample ID:**	TE-MW-2-17 (22)
Lab Order:	0110145		
Project:	Queens - East Side Access	**Collection Date:**	10/12/01
Lab ID:	0110145-01A	**Matrix:**	SOIL

Analyses	Result	RL	Qual	Units	DF	Date Analyzed
PERCENT MOISTURE		**D2216**				Analyst: JC
Percent Moisture	14.9	0		wt%	1	10/16/01

Qualifiers:

ND - Not Detected at the Reporting Limit
J - Analyte detected below quantitation limits
B - Analyte detected in the associated Method Blank
H - Method prescribed holding time exceeded
S - Spike Recovery outside accepted recovery limits
R - RPD outside accepted recovery limits
E - Value above quantitation range
- See Case Narrative
RL - Reporting Limit; defined as the lowest concentration the laboratory can accurately quantitate.

AMRO Environmental Laboratories Corp.

Date: *29-Oct-01*

CLIENT:	STV Incorporated	**Client Sample ID:**	TE-MW-2-17 (44 1/2)
Lab Order:	0110145		
Project:	Queens - East Side Access	**Collection Date:**	10/12/01
Lab ID:	0110145-02A	**Matrix:**	SOIL

Analyses	Result	RL	Qual	Units	DF	Date Analyzed
PERCENT MOISTURE		**D2216**				Analyst: JC
Percent Moisture	17.1	0		wt%	1	10/16/01

Qualifiers:

ND - Not Detected at the Reporting Limit

J - Analyte detected below quantitation limits

B - Analyte detected in the associated Method Blank

H - Method prescribed holding time exceeded

S - Spike Recovery outside accepted recovery limits

R - RPD outside accepted recovery limits

E - Value above quantitation range

- See Case Narrative

RL - Reporting Limit; defined as the lowest concentration the laboratory can accurately quantitate.

AMRO Environmental Laboratories Corp.

Date: *29-Oct-01*

CLIENT:	STV Incorporated	**Client Sample ID:**	TE-MW-2-17 (20-22)
Lab Order:	0110145		
Project:	Queens - East Side Access	**Collection Date:**	10/12/01
Lab ID:	0110145-03A	**Matrix:**	SOIL

Analyses	Result	RL	Qual	Units	DF	Date Analyzed
PERCENT MOISTURE		**D2216**				Analyst: **JC**
Percent Moisture	18.6	0		wt%	1	10/16/01

Qualifiers:

ND - Not Detected at the Reporting Limit
J - Analyte detected below quantitation limits
B - Analyte detected in the associated Method Blank
H - Method prescribed holding time exceeded
S - Spike Recovery outside accepted recovery limits
R - RPD outside accepted recovery limits
E - Value above quantitation range
- See Case Narrative
RL - Reporting Limit; defined as the lowest concentration the laboratory can accurately quantitate.

AMRO Environmental Laboratories Corp.

Date: *29-Oct-01*

CLIENT:	STV Incorporated	**Client Sample ID:**	TE-MW-2-17 (43-44 1/2)
Lab Order:	0110145		
Project:	Queens - East Side Access	**Collection Date:**	10/12/01
Lab ID:	0110145-04A	**Matrix:**	SOIL

Analyses	Result	RL	Qual	Units	DF	Date Analyzed
PERCENT MOISTURE		D2216				Analyst: JC
Percent Moisture	19.3	0		wt%	1	10/16/01

Qualifiers:

ND - Not Detected at the Reporting Limit
J - Analyte detected below quantitation limits
B - Analyte detected in the associated Method Blank
H - Method prescribed holding time exceeded
S - Spike Recovery outside accepted recovery limits
R - RPD outside accepted recovery limits
E - Value above quantitation range
- See Case Narrative
RL - Reporting Limit; defined as the lowest concentration the laboratory can accurately quantitate.

AMRO Environmental Laboratories Corp.

Date: *29-Oct-01*

CLIENT:	STV Incorporated	**Client Sample ID:**	TE-MW-2-17 (22)
Lab Order:	0110145		
Project:	Queens - East Side Access	**Collection Date:**	10/12/01
Lab ID:	0110145-01A	**Matrix:**	SOIL

Analyses	Result	RL	Qual	Units	DF	Date Analyzed
VOLATILES BY GC/MS		**SW8260B**				Analyst: SK
Dichlorodifluoromethane	ND	59		µg/Kg-dry	1	10/23/01 3:26:00 PM
Chloromethane	ND	59		µg/Kg-dry	1	10/23/01 3:26:00 PM
Vinyl chloride	ND	30		µg/Kg-dry	1	10/23/01 3:26:00 PM
Chloroethane	ND	59		µg/Kg-dry	1	10/23/01 3:26:00 PM
Bromomethane	ND	59		µg/Kg-dry	1	10/23/01 3:26:00 PM
Trichlorofluoromethane	ND	59		µg/Kg-dry	1	10/23/01 3:26:00 PM
Acetone	ND	300		µg/Kg-dry	1	10/23/01 3:26:00 PM
1,1-Dichloroethene	ND	30		µg/Kg-dry	1	10/23/01 3:26:00 PM
Carbon disulfide	ND	59		µg/Kg-dry	1	10/23/01 3:26:00 PM
Methylene chloride	160	59		µg/Kg-dry	1	10/23/01 3:26:00 PM
Methyl tert-butyl ether	ND	30		µg/Kg-dry	1	10/23/01 3:26:00 PM
trans-1,2-Dichloroethene	ND	30		µg/Kg-dry	1	10/23/01 3:26:00 PM
1,1-Dichloroethane	ND	30		µg/Kg-dry	1	10/23/01 3:26:00 PM
2-Butanone	ND	300		µg/Kg-dry	1	10/23/01 3:26:00 PM
2,2-Dichloropropane	ND	30		µg/Kg-dry	1	10/23/01 3:26:00 PM
cis-1,2-Dichloroethene	ND	30		µg/Kg-dry	1	10/23/01 3:26:00 PM
Chloroform	ND	30		µg/Kg-dry	1	10/23/01 3:26:00 PM
Bromochloromethane	ND	30		µg/Kg-dry	1	10/23/01 3:26:00 PM
1,1,1-Trichloroethane	ND	30		µg/Kg-dry	1	10/23/01 3:26:00 PM
1,1-Dichloropropene	ND	30		µg/Kg-dry	1	10/23/01 3:26:00 PM
Carbon tetrachloride	ND	30		µg/Kg-dry	1	10/23/01 3:26:00 PM
1,2-Dichloroethane	ND	30		µg/Kg-dry	1	10/23/01 3:26:00 PM
Benzene	ND	30		µg/Kg-dry	1	10/23/01 3:26:00 PM
Trichloroethene	ND	30		µg/Kg-dry	1	10/23/01 3:26:00 PM
1,2-Dichloropropane	ND	30		µg/Kg-dry	1	10/23/01 3:26:00 PM
Bromodichloromethane	ND	30		µg/Kg-dry	1	10/23/01 3:26:00 PM
Dibromomethane	ND	30		µg/Kg-dry	1	10/23/01 3:26:00 PM
4-Methyl-2-pentanone	ND	300		µg/Kg-dry	1	10/23/01 3:26:00 PM
cis-1,3-Dichloropropene	ND	30		µg/Kg-dry	1	10/23/01 3:26:00 PM
Toluene	ND	30		µg/Kg-dry	1	10/23/01 3:26:00 PM
trans-1,3-Dichloropropene	ND	30		µg/Kg-dry	1	10/23/01 3:26:00 PM
1,1,2-Trichloroethane	ND	30		µg/Kg-dry	1	10/23/01 3:26:00 PM
1,2-Dibromoethane	ND	30		µg/Kg-dry	1	10/23/01 3:26:00 PM
2-Hexanone	ND	300		µg/Kg-dry	1	10/23/01 3:26:00 PM
1,3-Dichloropropane	ND	30		µg/Kg-dry	1	10/23/01 3:26:00 PM
Tetrachloroethene	ND	30		µg/Kg-dry	1	10/23/01 3:26:00 PM
Dibromochloromethane	ND	30		µg/Kg-dry	1	10/23/01 3:26:00 PM
Chlorobenzene	ND	30		µg/Kg-dry	1	10/23/01 3:26:00 PM

Qualifiers:

ND - Not Detected at the Reporting Limit
J - Analyte detected below quantitation limits
B - Analyte detected in the associated Method Blank
H - Method prescribed holding time exceeded
S - Spike Recovery outside accepted recovery limits
R - RPD outside accepted recovery limits
E - Value above quantitation range
- See Case Narrative
RL - Reporting Limit; defined as the lowest concentration the laboratory can accurately quantitate.

AMRO Environmental Laboratories Corp.

Date: *29-Oct-01*

CLIENT:	STV Incorporated	**Client Sample ID:**	TE-MW-2-17 (22)
Lab Order:	0110145		
Project:	Queens - East Side Access	**Collection Date:**	10/12/01
Lab ID:	0110145-01A	**Matrix:**	SOIL

Analyses	Result	RL	Qual	Units	DF	Date Analyzed
1,1,1,2-Tetrachloroethane	ND	30		µg/Kg-dry	1	10/23/01 3:26:00 PM
Ethylbenzene	ND	30		µg/Kg-dry	1	10/23/01 3:26:00 PM
m,p-Xylene	ND	30		µg/Kg-dry	1	10/23/01 3:26:00 PM
o-Xylene	ND	30		µg/Kg-dry	1	10/23/01 3:26:00 PM
Styrene	ND	30		µg/Kg-dry	1	10/23/01 3:26:00 PM
Bromoform	ND	30		µg/Kg-dry	1	10/23/01 3:26:00 PM
Isopropylbenzene	ND	30		µg/Kg-dry	1	10/23/01 3:26:00 PM
1,1,2,2-Tetrachloroethane	ND	30		µg/Kg-dry	1	10/23/01 3:26:00 PM
1,2,3-Trichloropropane	ND	30		µg/Kg-dry	1	10/23/01 3:26:00 PM
Bromobenzene	ND	30		µg/Kg-dry	1	10/23/01 3:26:00 PM
n-Propylbenzene	ND	30		µg/Kg-dry	1	10/23/01 3:26:00 PM
2-Chlorotoluene	ND	30		µg/Kg-dry	1	10/23/01 3:26:00 PM
4-Chlorotoluene	ND	30		µg/Kg-dry	1	10/23/01 3:26:00 PM
1,3,5-Trimethylbenzene	ND	30		µg/Kg-dry	1	10/23/01 3:26:00 PM
tert-Butylbenzene	ND	30		µg/Kg-dry	1	10/23/01 3:26:00 PM
1,2,4-Trimethylbenzene	ND	30		µg/Kg-dry	1	10/23/01 3:26:00 PM
sec-Butylbenzene	ND	30		µg/Kg-dry	1	10/23/01 3:26:00 PM
4-Isopropyltoluene	ND	30		µg/Kg-dry	1	10/23/01 3:26:00 PM
1,3-Dichlorobenzene	ND	30		µg/Kg-dry	1	10/23/01 3:26:00 PM
1,4-Dichlorobenzene	ND	30		µg/Kg-dry	1	10/23/01 3:26:00 PM
n-Butylbenzene	ND	30		µg/Kg-dry	1	10/23/01 3:26:00 PM
1,2-Dichlorobenzene	ND	30		µg/Kg-dry	1	10/23/01 3:26:00 PM
1,2-Dibromo-3-chloropropane	ND	59		µg/Kg-dry	1	10/23/01 3:26:00 PM
1,2,4-Trichlorobenzene	ND	30		µg/Kg-dry	1	10/23/01 3:26:00 PM
Hexachlorobutadiene	ND	30		µg/Kg-dry	1	10/23/01 3:26:00 PM
Naphthalene	ND	59		µg/Kg-dry	1	10/23/01 3:26:00 PM
1,2,3-Trichlorobenzene	ND	30		µg/Kg-dry	1	10/23/01 3:26:00 PM

Qualifiers:

ND - Not Detected at the Reporting Limit
J - Analyte detected below quantitation limits
B - Analyte detected in the associated Method Blank
H - Method prescribed holding time exceeded
S - Spike Recovery outside accepted recovery limits
R - RPD outside accepted recovery limits
E - Value above quantitation range
- See Case Narrative
RL - Reporting Limit; defined as the lowest concentration the laboratory can accurately quantitate.

AMRO Environmental Laboratories Corp.

Date: *29-Oct-01*

CLIENT:	STV Incorporated	**Client Sample ID:**	TE-MW-2-17 (44 1/2)
Lab Order:	0110145		
Project:	Queens - East Side Access	**Collection Date:**	10/12/01
Lab ID:	0110145-02A	**Matrix:**	SOIL

Analyses	Result	RL	Qual	Units	DF	Date Analyzed
VOLATILES BY GC/MS		**SW8260B**				Analyst: **SK**
Dichlorodifluoromethane	ND	59		µg/Kg-dry	1	10/23/01 4:01:00 PM
Chloromethane	ND	59		µg/Kg-dry	1	10/23/01 4:01:00 PM
Vinyl chloride	ND	30		µg/Kg-dry	1	10/23/01 4:01:00 PM
Chloroethane	ND	59		µg/Kg-dry	1	10/23/01 4:01:00 PM
Bromomethane	ND	59		µg/Kg-dry	1	10/23/01 4:01:00 PM
Trichlorofluoromethane	ND	59		µg/Kg-dry	1	10/23/01 4:01:00 PM
Acetone	ND	300		µg/Kg-dry	1	10/23/01 4:01:00 PM
1,1-Dichloroethene	ND	30		µg/Kg-dry	1	10/23/01 4:01:00 PM
Carbon disulfide	ND	59		µg/Kg-dry	1	10/23/01 4:01:00 PM
Methylene chloride	170	59		µg/Kg-dry	1	10/23/01 4:01:00 PM
Methyl tert-butyl ether	ND	30		µg/Kg-dry	1	10/23/01 4:01:00 PM
trans-1,2-Dichloroethene	ND	30		µg/Kg-dry	1	10/23/01 4:01:00 PM
1,1-Dichloroethane	ND	30		µg/Kg-dry	1	10/23/01 4:01:00 PM
2-Butanone	ND	300		µg/Kg-dry	1	10/23/01 4:01:00 PM
2,2-Dichloropropane	ND	30		µg/Kg-dry	1	10/23/01 4:01:00 PM
cis-1,2-Dichloroethene	ND	30		µg/Kg-dry	1	10/23/01 4:01:00 PM
Chloroform	ND	30		µg/Kg-dry	1	10/23/01 4:01:00 PM
Bromochloromethane	ND	30		µg/Kg-dry	1	10/23/01 4:01:00 PM
1,1,1-Trichloroethane	ND	30		µg/Kg-dry	1	10/23/01 4:01:00 PM
1,1-Dichloropropene	ND	30		µg/Kg-dry	1	10/23/01 4:01:00 PM
Carbon tetrachloride	ND	30		µg/Kg-dry	1	10/23/01 4:01:00 PM
1,2-Dichloroethane	ND	30		µg/Kg-dry	1	10/23/01 4:01:00 PM
Benzene	ND	30		µg/Kg-dry	1	10/23/01 4:01:00 PM
Trichloroethene	ND	30		µg/Kg-dry	1	10/23/01 4:01:00 PM
1,2-Dichloropropane	ND	30		µg/Kg-dry	1	10/23/01 4:01:00 PM
Bromodichloromethane	ND	30		µg/Kg-dry	1	10/23/01 4:01:00 PM
Dibromomethane	ND	30		µg/Kg-dry	1	10/23/01 4:01:00 PM
4-Methyl-2-pentanone	ND	300		µg/Kg-dry	1	10/23/01 4:01:00 PM
cis-1,3-Dichloropropene	ND	30		µg/Kg-dry	1	10/23/01 4:01:00 PM
Toluene	ND	30		µg/Kg-dry	1	10/23/01 4:01:00 PM
trans-1,3-Dichloropropene	ND	30		µg/Kg-dry	1	10/23/01 4:01:00 PM
1,1,2-Trichloroethane	ND	30		µg/Kg-dry	1	10/23/01 4:01:00 PM
1,2-Dibromoethane	ND	30		µg/Kg-dry	1	10/23/01 4:01:00 PM
2-Hexanone	ND	300		µg/Kg-dry	1	10/23/01 4:01:00 PM
1,3-Dichloropropane	ND	30		µg/Kg-dry	1	10/23/01 4:01:00 PM
Tetrachloroethene	ND	30		µg/Kg-dry	1	10/23/01 4:01:00 PM
Dibromochloromethane	ND	30		µg/Kg-dry	1	10/23/01 4:01:00 PM
Chlorobenzene	ND	30		µg/Kg-dry	1	10/23/01 4:01:00 PM

Qualifiers:

ND - Not Detected at the Reporting Limit
J - Analyte detected below quantitation limits
B - Analyte detected in the associated Method Blank
H - Method prescribed holding time exceeded
S - Spike Recovery outside accepted recovery limits
R - RPD outside accepted recovery limits
E - Value above quantitation range
- See Case Narrative
RL - Reporting Limit; defined as the lowest concentration the laboratory can accurately quantitate.

AMRO Environmental Laboratories Corp.

Date: *29-Oct-01*

CLIENT:	STV Incorporated	**Client Sample ID:**	TE-MW-2-17 (44 1/2)
Lab Order:	0110145		
Project:	Queens - East Side Access	**Collection Date:**	10/12/01
Lab ID:	0110145-02A	**Matrix:**	SOIL

Analyses	Result	RL	Qual	Units	DF	Date Analyzed
1,1,1,2-Tetrachloroethane	ND	30		µg/Kg-dry	1	10/23/01 4:01:00 PM
Ethylbenzene	ND	30		µg/Kg-dry	1	10/23/01 4:01:00 PM
m,p-Xylene	ND	30		µg/Kg-dry	1	10/23/01 4:01:00 PM
o-Xylene	ND	30		µg/Kg-dry	1	10/23/01 4:01:00 PM
Styrene	ND	30		µg/Kg-dry	1	10/23/01 4:01:00 PM
Bromoform	ND	30		µg/Kg-dry	1	10/23/01 4:01:00 PM
Isopropylbenzene	ND	30		µg/Kg-dry	1	10/23/01 4:01:00 PM
1,1,2,2-Tetrachloroethane	ND	30		µg/Kg-dry	1	10/23/01 4:01:00 PM
1,2,3-Trichloropropane	ND	30		µg/Kg-dry	1	10/23/01 4:01:00 PM
Bromobenzene	ND	30		µg/Kg-dry	1	10/23/01 4:01:00 PM
n-Propylbenzene	ND	30		µg/Kg-dry	1	10/23/01 4:01:00 PM
2-Chlorotoluene	ND	30		µg/Kg-dry	1	10/23/01 4:01:00 PM
4-Chlorotoluene	ND	30		µg/Kg-dry	1	10/23/01 4:01:00 PM
1,3,5-Trimethylbenzene	ND	30		µg/Kg-dry	1	10/23/01 4:01:00 PM
tert-Butylbenzene	ND	30		µg/Kg-dry	1	10/23/01 4:01:00 PM
1,2,4-Trimethylbenzene	ND	30		µg/Kg-dry	1	10/23/01 4:01:00 PM
sec-Butylbenzene	ND	30		µg/Kg-dry	1	10/23/01 4:01:00 PM
4-Isopropyltoluene	ND	30		µg/Kg-dry	1	10/23/01 4:01:00 PM
1,3-Dichlorobenzene	ND	30		µg/Kg-dry	1	10/23/01 4:01:00 PM
1,4-Dichlorobenzene	ND	30		µg/Kg-dry	1	10/23/01 4:01:00 PM
n-Butylbenzene	ND	30		µg/Kg-dry	1	10/23/01 4:01:00 PM
1,2-Dichlorobenzene	ND	30		µg/Kg-dry	1	10/23/01 4:01:00 PM
1,2-Dibromo-3-chloropropane	ND	59		µg/Kg-dry	1	10/23/01 4:01:00 PM
1,2,4-Trichlorobenzene	ND	30		µg/Kg-dry	1	10/23/01 4:01:00 PM
Hexachlorobutadiene	ND	30		µg/Kg-dry	1	10/23/01 4:01:00 PM
Naphthalene	ND	59		µg/Kg-dry	1	10/23/01 4:01:00 PM
1,2,3-Trichlorobenzene	ND	30		µg/Kg-dry	1	10/23/01 4:01:00 PM

Qualifiers:

ND - Not Detected at the Reporting Limit
J - Analyte detected below quantitation limits
B - Analyte detected in the associated Method Blank
H - Method prescribed holding time exceeded
S - Spike Recovery outside accepted recovery limits
R - RPD outside accepted recovery limits
E - Value above quantitation range
- See Case Narrative
RL - Reporting Limit; defined as the lowest concentration the laboratory can accurately quantitate.

AMRO Environmental Laboratories Corp.

Date: *29-Oct-01*

CLIENT:	STV Incorporated	**Client Sample ID:**	TE-MW-2-17 (20-22)
Lab Order:	0110145		
Project:	Queens - East Side Access	**Collection Date:**	10/12/01
Lab ID:	0110145-03A	**Matrix:**	SOIL

Analyses	Result	RL	Qual	Units	DF	Date Analyzed
SEMIVOLATILE ORGANICS		**SW8270C**				Analyst: KD
Phenol	ND	290		µg/Kg-dry	1	10/17/01 5:17:00 PM
Bis(2-chloroethyl)ether	ND	290		µg/Kg-dry	1	10/17/01 5:17:00 PM
2-Chlorophenol	ND	290		µg/Kg-dry	1	10/17/01 5:17:00 PM
1,3-Dichlorobenzene	ND	290		µg/Kg-dry	1	10/17/01 5:17:00 PM
1,4-Dichlorobenzene	ND	290		µg/Kg-dry	1	10/17/01 5:17:00 PM
Benzyl alcohol	ND	590		µg/Kg-dry	1	10/17/01 5:17:00 PM
2-Methylphenol	ND	290		µg/Kg-dry	1	10/17/01 5:17:00 PM
1,2-Dichlorobenzene	ND	290		µg/Kg-dry	1	10/17/01 5:17:00 PM
Bis(2-chloroisopropyl)ether	ND	290		µg/Kg-dry	1	10/17/01 5:17:00 PM
4-Methylphenol	ND	290		µg/Kg-dry	1	10/17/01 5:17:00 PM
N-Nitrosodi-n-propylamine	ND	290		µg/Kg-dry	1	10/17/01 5:17:00 PM
Hexachloroethane	ND	290		µg/Kg-dry	1	10/17/01 5:17:00 PM
Nitrobenzene	ND	290		µg/Kg-dry	1	10/17/01 5:17:00 PM
Isophorone	ND	290		µg/Kg-dry	1	10/17/01 5:17:00 PM
2,4-Dimethylphenol	ND	290		µg/Kg-dry	1	10/17/01 5:17:00 PM
Benzoic acid	ND	590		µg/Kg-dry	1	10/17/01 5:17:00 PM
2-Nitrophenol	ND	290		µg/Kg-dry	1	10/17/01 5:17:00 PM
Bis(2-chloroethoxy)methane	ND	290		µg/Kg-dry	1	10/17/01 5:17:00 PM
2,4-Dichlorophenol	ND	290		µg/Kg-dry	1	10/17/01 5:17:00 PM
1,2,4-Trichlorobenzene	ND	290		µg/Kg-dry	1	10/17/01 5:17:00 PM
Naphthalene	ND	290		µg/Kg-dry	1	10/17/01 5:17:00 PM
4-Chloroaniline	ND	290		µg/Kg-dry	1	10/17/01 5:17:00 PM
Hexachlorobutadiene	ND	290		µg/Kg-dry	1	10/17/01 5:17:00 PM
4-Chloro-3-methylphenol	ND	590		µg/Kg-dry	1	10/17/01 5:17:00 PM
2-Methylnaphthalene	ND	290		µg/Kg-dry	1	10/17/01 5:17:00 PM
Hexachlorocyclopentadiene	ND	290		µg/Kg-dry	1	10/17/01 5:17:00 PM
2,4,6-Trichlorophenol	ND	290		µg/Kg-dry	1	10/17/01 5:17:00 PM
2,4,5-Trichlorophenol	ND	290		µg/Kg-dry	1	10/17/01 5:17:00 PM
2-Chloronaphthalene	ND	290		µg/Kg-dry	1	10/17/01 5:17:00 PM
2-Nitroaniline	ND	590		µg/Kg-dry	1	10/17/01 5:17:00 PM
Dimethyl phthalate	ND	290		µg/Kg-dry	1	10/17/01 5:17:00 PM
2,6-Dinitrotoluene	ND	290		µg/Kg-dry	1	10/17/01 5:17:00 PM
Acenaphthylene	ND	290		µg/Kg-dry	1	10/17/01 5:17:00 PM
3-Nitroaniline	ND	590		µg/Kg-dry	1	10/17/01 5:17:00 PM
4-Nitrophenol	ND	590		µg/Kg-dry	1	10/17/01 5:17:00 PM
2,4-Dinitrophenol	ND	590		µg/Kg-dry	1	10/17/01 5:17:00 PM
Acenaphthene	ND	290		µg/Kg-dry	1	10/17/01 5:17:00 PM
2,4-Dinitrotoluene	ND	290		µg/Kg-dry	1	10/17/01 5:17:00 PM

Qualifiers:

ND - Not Detected at the Reporting Limit
J - Analyte detected below quantitation limits
B - Analyte detected in the associated Method Blank
H - Method prescribed holding time exceeded
S - Spike Recovery outside accepted recovery limits
R - RPD outside accepted recovery limits
E - Value above quantitation range
- See Case Narrative
RL - Reporting Limit; defined as the lowest concentration the laboratory can accurately quantitate.

AMRO Environmental Laboratories Corp.

Date: *29-Oct-01*

CLIENT: STV Incorporated
Lab Order: 0110145
Project: Queens - East Side Access
Lab ID: 0110145-03A

Client Sample ID: TE-MW-2-17 (20-22)
Collection Date: 10/12/01
Matrix: SOIL

Analyses	Result	RL	Qual	Units	DF	Date Analyzed
Dibenzofuran	ND	290		µg/Kg-dry	1	10/17/01 5:17:00 PM
Diethyl phthalate	ND	290		µg/Kg-dry	1	10/17/01 5:17:00 PM
4-Chlorophenyl phenyl ether	ND	290		µg/Kg-dry	1	10/17/01 5:17:00 PM
Fluorene	ND	290		µg/Kg-dry	1	10/17/01 5:17:00 PM
4-Nitroaniline	ND	590		µg/Kg-dry	1	10/17/01 5:17:00 PM
4,6-Dinitro-2-methylphenol	ND	590		µg/Kg-dry	1	10/17/01 5:17:00 PM
N-Nitrosodiphenylamine	ND	290		µg/Kg-dry	1	10/17/01 5:17:00 PM
1,2-Diphenylhydrazine (as Azobenzene)	ND	290		µg/Kg-dry	1	10/17/01 5:17:00 PM
4-Bromophenyl phenyl ether	ND	290		µg/Kg-dry	1	10/17/01 5:17:00 PM
Hexachlorobenzene	ND	290		µg/Kg-dry	1	10/17/01 5:17:00 PM
Pentachlorophenol	ND	590		µg/Kg-dry	1	10/17/01 5:17:00 PM
Phenanthrene	ND	290		µg/Kg-dry	1	10/17/01 5:17:00 PM
Anthracene	ND	290		µg/Kg-dry	1	10/17/01 5:17:00 PM
Carbazole	ND	290		µg/Kg-dry	1	10/17/01 5:17:00 PM
Di-n-butyl phthalate	ND	290		µg/Kg-dry	1	10/17/01 5:17:00 PM
Fluoranthene	ND	290		µg/Kg-dry	1	10/17/01 5:17:00 PM
Pyrene	ND	290		µg/Kg-dry	1	10/17/01 5:17:00 PM
Butyl benzyl phthalate	ND	290		µg/Kg-dry	1	10/17/01 5:17:00 PM
Bis(2-ethylhexyl)phthalate	ND	290		µg/Kg-dry	1	10/17/01 5:17:00 PM
3,3'-Dichlorobenzidine	ND	290		µg/Kg-dry	1	10/17/01 5:17:00 PM
Benz(a)anthracene	ND	290		µg/Kg-dry	1	10/17/01 5:17:00 PM
Chrysene	ND	290		µg/Kg-dry	1	10/17/01 5:17:00 PM
Di-n-octyl phthalate	ND	290		µg/Kg-dry	1	10/17/01 5:17:00 PM
Benzo(b)fluoranthene	ND	290		µg/Kg-dry	1	10/17/01 5:17:00 PM
Benzo(k)fluoranthene	ND	290		µg/Kg-dry	1	10/17/01 5:17:00 PM
Benzo(a)pyrene	ND	290		µg/Kg-dry	1	10/17/01 5:17:00 PM
Dibenz(a,h)anthracene	ND	290		µg/Kg-dry	1	10/17/01 5:17:00 PM
Indeno(1,2,3-cd)pyrene	ND	290		µg/Kg-dry	1	10/17/01 5:17:00 PM
Benzo(g,h,i)perylene	ND	290		µg/Kg-dry	1	10/17/01 5:17:00 PM

Qualifiers:

ND - Not Detected at the Reporting Limit
J - Analyte detected below quantitation limits
B - Analyte detected in the associated Method Blank
H - Method prescribed holding time exceeded
S - Spike Recovery outside accepted recovery limits
R - RPD outside accepted recovery limits
E - Value above quantitation range
- See Case Narrative
RL - Reporting Limit; defined as the lowest concentration the laboratory can accurately quantitate.

AMRO Environmental Laboratories Corp.

Date: *29-Oct-01*

CLIENT:	STV Incorporated	**Client Sample ID:**	TE-MW-2-17 (43-44 1/2)
Lab Order:	0110145		
Project:	Queens - East Side Access	**Collection Date:**	10/12/01
Lab ID:	0110145-04A	**Matrix:**	SOIL

Analyses	Result	RL	Qual	Units	DF	Date Analyzed
SEMIVOLATILE ORGANICS		**SW8270C**				Analyst: KD
Phenol	ND	300		µg/Kg-dry	1	10/17/01 6:39:00 PM
Bis(2-chloroethyl)ether	ND	300		µg/Kg-dry	1	10/17/01 6:39:00 PM
2-Chlorophenol	ND	300		µg/Kg-dry	1	10/17/01 6:39:00 PM
1,3-Dichlorobenzene	ND	300		µg/Kg-dry	1	10/17/01 6:39:00 PM
1,4-Dichlorobenzene	ND	300		µg/Kg-dry	1	10/17/01 6:39:00 PM
Benzyl alcohol	ND	590		µg/Kg-dry	1	10/17/01 6:39:00 PM
2-Methylphenol	ND	300		µg/Kg-dry	1	10/17/01 6:39:00 PM
1,2-Dichlorobenzene	ND	300		µg/Kg-dry	1	10/17/01 6:39:00 PM
Bis(2-chloroisopropyl)ether	ND	300		µg/Kg-dry	1	10/17/01 6:39:00 PM
4-Methylphenol	ND	300		µg/Kg-dry	1	10/17/01 6:39:00 PM
N-Nitrosodi-n-propylamine	ND	300		µg/Kg-dry	1	10/17/01 6:39:00 PM
Hexachloroethane	ND	300		µg/Kg-dry	1	10/17/01 6:39:00 PM
Nitrobenzene	ND	300		µg/Kg-dry	1	10/17/01 6:39:00 PM
Isophorone	ND	300		µg/Kg-dry	1	10/17/01 6:39:00 PM
2,4-Dimethylphenol	ND	300		µg/Kg-dry	1	10/17/01 6:39:00 PM
Benzoic acid	ND	590		µg/Kg-dry	1	10/17/01 6:39:00 PM
2-Nitrophenol	ND	300		µg/Kg-dry	1	10/17/01 6:39:00 PM
Bis(2-chloroethoxy)methane	ND	300		µg/Kg-dry	1	10/17/01 6:39:00 PM
2,4-Dichlorophenol	ND	300		µg/Kg-dry	1	10/17/01 6:39:00 PM
1,2,4-Trichlorobenzene	ND	300		µg/Kg-dry	1	10/17/01 6:39:00 PM
Naphthalene	ND	300		µg/Kg-dry	1	10/17/01 6:39:00 PM
4-Chloroaniline	ND	300		µg/Kg-dry	1	10/17/01 6:39:00 PM
Hexachlorobutadiene	ND	300		µg/Kg-dry	1	10/17/01 6:39:00 PM
4-Chloro-3-methylphenol	ND	590		µg/Kg-dry	1	10/17/01 6:39:00 PM
2-Methylnaphthalene	ND	300		µg/Kg-dry	1	10/17/01 6:39:00 PM
Hexachlorocyclopentadiene	ND	300		µg/Kg-dry	1	10/17/01 6:39:00 PM
2,4,6-Trichlorophenol	ND	300		µg/Kg-dry	1	10/17/01 6:39:00 PM
2,4,5-Trichlorophenol	ND	300		µg/Kg-dry	1	10/17/01 6:39:00 PM
2-Chloronaphthalene	ND	300		µg/Kg-dry	1	10/17/01 6:39:00 PM
2-Nitroaniline	ND	590		µg/Kg-dry	1	10/17/01 6:39:00 PM
Dimethyl phthalate	ND	300		µg/Kg-dry	1	10/17/01 6:39:00 PM
2,6-Dinitrotoluene	ND	300		µg/Kg-dry	1	10/17/01 6:39:00 PM
Acenaphthylene	ND	300		µg/Kg-dry	1	10/17/01 6:39:00 PM
3-Nitroaniline	ND	590		µg/Kg-dry	1	10/17/01 6:39:00 PM
4-Nitrophenol	ND	590		µg/Kg-dry	1	10/17/01 6:39:00 PM
2,4-Dinitrophenol	ND	590		µg/Kg-dry	1	10/17/01 6:39:00 PM
Acenaphthene	ND	300		µg/Kg-dry	1	10/17/01 6:39:00 PM
2,4-Dinitrotoluene	ND	300		µg/Kg-dry	1	10/17/01 6:39:00 PM

Qualifiers:

ND - Not Detected at the Reporting Limit
J - Analyte detected below quantitation limits
B - Analyte detected in the associated Method Blank
H - Method prescribed holding time exceeded
S - Spike Recovery outside accepted recovery limits
R - RPD outside accepted recovery limits
E - Value above quantitation range
- See Case Narrative
RL - Reporting Limit; defined as the lowest concentration the laboratory can accurately quantitate.

AMRO Environmental Laboratories Corp.

Date: *29-Oct-01*

CLIENT: STV Incorporated
Client Sample ID: TE-MW-2-17 (43-44 1/2)
Lab Order: 0110145
Project: Queens - East Side Access
Collection Date: 10/12/01
Lab ID: 0110145-04A
Matrix: SOIL

Analyses	Result	RL	Qual	Units	DF	Date Analyzed
Dibenzofuran	ND	300		µg/Kg-dry	1	10/17/01 6:39:00 PM
Diethyl phthalate	ND	300		µg/Kg-dry	1	10/17/01 6:39:00 PM
4-Chlorophenyl phenyl ether	ND	300		µg/Kg-dry	1	10/17/01 6:39:00 PM
Fluorene	ND	300		µg/Kg-dry	1	10/17/01 6:39:00 PM
4-Nitroaniline	ND	590		µg/Kg-dry	1	10/17/01 6:39:00 PM
4,6-Dinitro-2-methylphenol	ND	590		µg/Kg-dry	1	10/17/01 6:39:00 PM
N-Nitrosodiphenylamine	ND	300		µg/Kg-dry	1	10/17/01 6:39:00 PM
1,2-Diphenylhydrazine (as Azobenzene)	ND	300		µg/Kg-dry	1	10/17/01 6:39:00 PM
4-Bromophenyl phenyl ether	ND	300		µg/Kg-dry	1	10/17/01 6:39:00 PM
Hexachlorobenzene	ND	300		µg/Kg-dry	1	10/17/01 6:39:00 PM
Pentachlorophenol	ND	590		µg/Kg-dry	1	10/17/01 6:39:00 PM
Phenanthrene	ND	300		µg/Kg-dry	1	10/17/01 6:39:00 PM
Anthracene	ND	300		µg/Kg-dry	1	10/17/01 6:39:00 PM
Carbazole	ND	300		µg/Kg-dry	1	10/17/01 6:39:00 PM
Di-n-butyl phthalate	ND	300		µg/Kg-dry	1	10/17/01 6:39:00 PM
Fluoranthene	ND	300		µg/Kg-dry	1	10/17/01 6:39:00 PM
Pyrene	ND	300		µg/Kg-dry	1	10/17/01 6:39:00 PM
Butyl benzyl phthalate	ND	300		µg/Kg-dry	1	10/17/01 6:39:00 PM
Bis(2-ethylhexyl)phthalate	ND	300		µg/Kg-dry	1	10/17/01 6:39:00 PM
3,3'-Dichlorobenzidine	ND	300		µg/Kg-dry	1	10/17/01 6:39:00 PM
Benz(a)anthracene	ND	300		µg/Kg-dry	1	10/17/01 6:39:00 PM
Chrysene	ND	300		µg/Kg-dry	1	10/17/01 6:39:00 PM
Di-n-octyl phthalate	ND	300		µg/Kg-dry	1	10/17/01 6:39:00 PM
Benzo(b)fluoranthene	ND	300		µg/Kg-dry	1	10/17/01 6:39:00 PM
Benzo(k)fluoranthene	ND	300		µg/Kg-dry	1	10/17/01 6:39:00 PM
Benzo(a)pyrene	ND	300		µg/Kg-dry	1	10/17/01 6:39:00 PM
Dibenz(a,h)anthracene	ND	300		µg/Kg-dry	1	10/17/01 6:39:00 PM
Indeno(1,2,3-cd)pyrene	ND	300		µg/Kg-dry	1	10/17/01 6:39:00 PM
Benzo(g,h,i)perylene	ND	300		µg/Kg-dry	1	10/17/01 6:39:00 PM

Qualifiers:

ND - Not Detected at the Reporting Limit
J - Analyte detected below quantitation limits
B - Analyte detected in the associated Method Blank
H - Method prescribed holding time exceeded
S - Spike Recovery outside accepted recovery limits
R - RPD outside accepted recovery limits
E - Value above quantitation range
- See Case Narrative
RL - Reporting Limit; defined as the lowest concentration the laboratory can accurately quantitate.

AMRO Environmental Laboratories Corp.

29-Oct-01

Lab Order: 0110145
Client: STV Incorporated
Project: Queens - East Side Access

DATES REPORT

Sample ID	Client Sample ID	Collection Date	Matrix	Test Name	TCLP Date	Prep Date	Analysis Date
0110145-01A	TE-MW-2-17 (22)	10/12/01	Soil	Percent Moisture			10/16/01
				VOLATILES by GC/MS, Bulk Soil		10/12/01	10/23/01
0110145-02A	TE-MW-2-17 (44 1/2)			Percent Moisture			10/16/01
				VOLATILES by GC/MS, Bulk Soil		10/12/01	10/23/01
0110145-03A	TE-MW-2-17 (20-22)			Percent Moisture			10/16/01
				SEMIVOLATILE ORGANICS, Soil/Solids		10/16/01	10/17/01
0110145-04A	TE-MW-2-17 (43-44 1/2)			Percent Moisture			10/16/01
				SEMIVOLATILE ORGANICS, Soil/Solids		10/16/01	10/17/01

AMRO Environmental Laboratories Corporation

SAMPLE RECEIPT CHECKLIST

111 Herrick Street
Merrimack, NH 03054
(603) 424-2022

Client: STU
Project Name: Queens-ESA
Ship via: (circle one) Fed Ex., UPS, AMRO Courier, Hand Del., Other Courier, Other:

AMRO ID: 0110145
Date Rec.: 10-15-01
Date Due: 10-25-01

Items to be Checked Upon Receipt	Yes	No	NA	Comments
1. Army Samples received in individual plastic bags?	✓			
2. Custody Seals present?	✓			
3. Custody Seals Intact?	✓			
4. Air Bill included in folder if received?	✓			
5. Is COC included with samples?	✓			
6. Is COC signed and dated by client?	✓			
7. Laboratory receipt temperature. TEMP = 5°				
Samples rec. with ice ✓ ice packs___ neither___				
8. Were samples received the same day they were sampled?		✓		
Is client temperature 4°C ± 2°C?	✓			
If no obtain authorization from the client for the analyses.				
Client authorization from: Date: Obtained by:				
9. Is the COC filled out correctly and completely?	✓	✓		See Fax
10. Does the info on the COC match the samples?	✓	✓		
11. Were samples rec. within holding time?	✓			
12. Were all samples properly labeled?	✓	✓		
13. Were all samples properly preserved?			✓	
14. Were proper sample containers used?	✓			
15. Were all samples received intact? (none broken or leaking)	✓			
16. Were VOA vials rec. with no air bubbles?			✓	
17. Were the sample volumes sufficient for requested analysis?	✓			
18. Were all samples received?	✓			
19. VPH and VOA Soils only:				
Sampling Method VPH (circle one): M=Methanol, E=EnCore (air-tight container)				
Sampling Method VOA (circle one): M=Methanol, SB=Sodium Bisulfate, E=EnCore, B=Bulk				
If M or SB:				
Does preservative cover the soil?				
If NO then client must be faxed.				
Does preservation level come close to the fill line on the vial?				
If NO then client must be faxed.				
Were vials provided by AMRO?				
If NO then weights MUST be obtained from client				
Was dry weight aliquot provided?				
If NO then fax client and inform the VOA lab ASAP.				
20. Subcontracted Samples:			✓	
What samples sent:				
Where sent:				
Date:				
Analysis:				
TAT:				
21. Information entered into:				
Internal Tracking Log?	✓			
Dry Weight Log?	✓			
Client Log?			✓	
Composite Log?			✓	
Filtration Log?			✓	

Received By: MG Date: 10-15-01 Logged in By: CC Date: 10-15-01

AMRO Environmental Laboratories Corporation
111 Herrick Street
Merrimack, N.H. 03054
Office: 603-424-2022 Fax: 603-429-8496

31349

CHAIN OF CUSTODY RECORD

PAGE 1 OF 1

Proj. No.:

Project Name: Quiros Alignment ESA

Project State:

Samplers (Signature): Elaine S Kimathe

Type, Size, & No. of Containers

MATRIX: Water - A, Soil/Solid-S, Waste-W, Other-O, Explain

Sta. No.	Date	Time	Comp	Grab	Station Location	Type, Size, & No. of Containers	Explain	TCL VOCs	TCL SVOCs					Remarks
	10/12/01	11:55		X	TE-MW-2-17 (22)	1-2 oz	S	X						
	10/12/01	11:55	X		TE-MW-2-17 (20-22)	1-8 oz	S		X					
	~~10/12/01~~	~~12:00~~		~~X~~	~~TE-[illegible]~~	~~[illegible]~~	~~S~~	~~X~~						
	~~10/12/01~~	~~12:30~~	~~X~~		~~TE-[illegible]~~	~~[illegible]~~	~~S~~		~~X~~					
	10/12/01	13:00		X	TE-MW-2-17 (44½)	1-2 oz	S	X						
	10/12/01	13:00	X		TE-MW-2-17 (43-44½)	1-8 oz	S		X					

Please print clearly, legibly and completely. Samples cannot be logged in and the turnaround time clock will not start until any ambiguities are resolved.

PRIORITY TURNAROUND TIME AUTHORIZATION

Before submitting samples for expedited T.A.T., you must have requested in advance and received a coded **T.A.T. AUTHORIZATION NUMBER.**

AUTHORIZATION NO. _____ **T.A.T. authorized by:** _____

Relinquished by (Signature)	Date Time	Received by (Signature)	Fax to (phone)	Send Results to:
Elaine S Kimathe	10/12/01 1500		Results needed	
Relinquished by (Signature)	Date Time	Received by (Signature)	PO#	
Relinquished by (Signature)	Date Time	Received by (Signature)	AMRO Project No. 0110145	Remarks
Relinquished by (Signature)	Date Time	Received for Laboratory by: (Signature) [signature] 10/13/01 7:05	Seal Intact? Yes No N/A	

White: Lab copy Yellow: Accompanies report Pink: Client copy

The Commonwealth of Massachusetts

Department of Environmental Protection

Division of Environmental Analysis
Senator William X. Wall Experiment Station

certifies

M-NH012 **AMRO ENVIRONMENTAL LAB**
111 HERRICK ST
MERRIMACK, NH 03054-0000

Laboratory Director: **Nancy Stewart**

for the analysis of **NON POTABLE WATER (CHEMISTRY)**
POTABLE WATER (CHEMISTRY)

pursuant to 310 CMR 42.00

This certificate supersedes all previous Massachusetts certificates issued to this laboratory. The laboratory is regulated by and shall be responsible for being in compliance with Massachusetts regulations at 310 CMR 42.00.

This certificate is valid only when accompanied by the latest dated Certified Parameter List as issued by the Massachusetts D.E.P. Contact the Division of Environmental Analysis to verify the current certification status of the laboratory.

Certification is no guarantee of the validity of the data. This certification is subject to unannounced laboratory inspections.

Issued: **01 JUL 2001**

Expires: **30 JUN 2002**

Oscar C. Jacobs

Director, Division of Environmental Analysis

COMMONWEALTH OF MASSACHUSETTS
DEPARTMENT OF ENVIRONMENTAL PROTECTION

Certified Parameter List as of: 01 JUL 2001

H012 AMRO ENVIRONMENTAL LAB
MERRIMACK NH

NON POTABLE WATER (CHEMISTRY) Effective Date 01 JUL 2001 Expiration Date 30 JUN 2002

Analytes and Methods

ALUMINUM	EPA 200.7	NITRATE-N	EPA 353.2
ANTIMONY	EPA 200.7	KJELDAHL-N	EPA 351.1
ANTIMONY	EPA 204.2	KJELDAHL-N	EPA 351.2
ARSENIC	EPA 200.7	ORTHOPHOSPHATE	EPA 365.2
ARSENIC	EPA 206.2	ORTHOPHOSPHATE	EPA 300.0
ARSENIC	ASTM D2972-93(C)	TOTAL PHOSPHORUS	EPA 365.2
BERYLLIUM	EPA 200.7	CHEMICAL OXYGEN DEMAND	EPA 410.4
CADMIUM	EPA 200.7	CHEMICAL OXYGEN DEMAND	HACH METHOD 8000
CHROMIUM	EPA 200.7	BIOCHEMICAL OXYGEN DEMAND	EPA 405.1
COBALT	EPA 200.7	TOTAL CYANIDE	EPA 335.2
COPPER	EPA 200.7	NON-FILTERABLE RESIDUE	EPA 160.2
IRON	EPA 200.7	TOTAL RESIDUAL CHLORINE	SM 4500-CL-G
LEAD	EPA 200.7	OIL AND GREASE	EPA 413.1
LEAD	EPA 239.2	TOTAL PHENOLICS	EPA 420.1
MANGANESE	EPA 200.7	VOLATILE HALOCARBONS	EPA 624
MERCURY	EPA 245.1	VOLATILE AROMATICS	EPA 624
MOLYBDENUM	EPA 200.7	CHLORDANE	EPA 608
EL	EPA 200.7	ALDRIN	EPA 608
SELENIUM	EPA 200.7	DIELDRIN	EPA 608
SELENIUM	EPA 270.2	DDD	EPA 608
SILVER	EPA 200.7	DDT	EPA 608
STRONTIUM	EPA 200.7	HEPTACHLOR	EPA 608
THALLIUM	EPA 200.7	HEPTACHLOR EPOXIDE	EPA 608
THALLIUM	EPA 279.2	POLYCHLORINATED BIPHENYLS (WATER)	EPA 608
ZINC	EPA 200.7	POLYCHLORINATED BIPHENYLS (OIL)	EPA 600/4-81-045
PH	EPA 150.1		
SPECIFIC CONDUCTIVITY	EPA 120.1		
TOTAL DISSOLVED SOLIDS	EPA 160.1		
TOTAL HARDNESS (CACO3)	EPA 200.7		
CALCIUM	EPA 200.7		
MAGNESIUM	EPA 200.7		
SODIUM	EPA 200.7		
POTASSIUM	EPA 200.7		
TOTAL ALKALINITY	EPA 310.1		
CHLORIDE	EPA 325.3		
CHLORIDE	EPA 300.0		
FLUORIDE	EPA 340.2		
FLUORIDE	EPA 300.0		
SULFATE	EPA 375.4		
SULFATE	EPA 300.0		
ONIA-N	EPA 350.2		
NITRATE-N	EPA 300.0		

COMMONWEALTH OF MASSACHUSETTS
DEPARTMENT OF ENVIRONMENTAL PROTECTION

Certified Parameter List as of: 01 JUL 2001

VI- NH012 AMRO ENVIRONMENTAL LAB
MERRIMACK NH

POTABLE WATER (CHEMISTRY) Effective Date 01 JUL 2001 Expiration Date 30 JUN 2002

Analytes and Methods	
ANTIMONY	EPA 200.9
ARSENIC	EPA 200.7
ARSENIC	EPA 200.9
BARIUM	EPA 200.7
BERYLLIUM	EPA 200.7
CADMIUM	EPA 200.7
CHROMIUM	EPA 200.7
COPPER	EPA 200.7
LEAD	EPA 200.9
MERCURY	EPA 245.1
NICKEL	EPA 200.7
SELENIUM	EPA 200.9
THALLIUM	EPA 200.9
NITRATE-N	EPA 353.2
NITRITE-N	EPA 353.2
FLUORIDE	EPA 300.0
FLUORIDE	SM 4500-F-E
SULFATE	EPA 300.0
CYANIDE	SM 4500-CN-C,E
TURBIDITY	EPA 180.1
RESIDUAL FREE CHLORINE	SM 4500-CL-G
CALCIUM	EPA 200.7
TOTAL DISSOLVED SOLIDS	SM 2540C
PH	EPA 150.1
1,2-DIBROMOETHANE	EPA 504.1
1,2-DIBROMO-3-CHLOROPROPANE	EPA 504.1

AMRO Environmental Laboratories Corporation

111 Herrick Street, Merrimack, NH 03054
TEL: (603) 424-2022 · FAX: (603) 429-8496

October 30, 2001

Jeff Butler
STV Incorporated
225 Park Avenue South
New York, NY 10003
TEL: (212) 777-4400
FAX: (212) 529-5237

RE: 0710730 East Side Access

Order No.: 0110175

Dear Jeff Butler:

AMRO Environmental Laboratories Corp. received 5 samples on 10/17/01 for the analyses presented in the following report.

AMRO operates a Quality Assurance Program which meets or exceeds National Environmental Laboratory Accreditation Conference (NELAC), state, and EPA requirements. A copy of the appropriate state and/or NELAC Certificate is attached.

The enclosed Sample Receipt Checklist details the condition of your sample(s) upon receipt. Please be advised that any unused sample volume and sample extracts will be stored for a period of thirty (30) days from this report date. After this time, AMRO will properly dispose of the remaining sample(s). If you require further analysis, or need the samples held for a longer period, please contact us immediately.

This report consists of a total of 40 pages. This letter is an integral part of your data report. If you have any questions regarding this project in the future, please refer to the Order Number above.

Sincerely,

Nancy Stewart
Vice President / Lab Director

AMRO Environmental Laboratories Corp.

Date: *30-Oct-01*

CLIENT: STV Incorporated
Project: 0710730 East Side Access
Lab Order: 0110175
Date Received: 10/17/01

Work Order Sample Summary

Lab Sample ID	Client Sample ID	Collection Date
0110175-01A	TE-MW-1A-9	10/16/01
0110175-01B	TE-MW-1A-9	10/16/01
0110175-01C	TE-MW-1A-9	10/16/01
0110175-01D	TE-MW-1A-9	10/16/01
0110175-02A	TE-MW-1A-11	10/16/01
0110175-02B	TE-MW-1A-11	10/16/01
0110175-02C	TE-MW-1A-11	10/16/01
0110175-02D	TE-MW-1A-11	10/16/01
0110175-03A	TE-MW-1A-QA4	10/16/01
0110175-03B	TE-MW-1A-QA4	10/16/01
0110175-03C	TE-MW-1A-QA4	10/16/01
0110175-03D	TE-MW-1A-QA4	10/16/01
0110175-04A	TE-MW-1A-12	10/16/01
0110175-04B	TE-MW-1A-12	10/16/01
0110175-04C	TE-MW-1A-12	10/16/01
0110175-04D	TE-MW-1A-12	10/16/01
0110175-05A	TE-MW-2-16	10/16/01
0110175-05B	TE-MW-2-16	10/16/01
0110175-05C	TE-MW-2-16	10/16/01
0110175-05D	TE-MW-2-16	10/16/01

CLIENT: STV Incorporated
Project: 0710730 East Side Access
Lab Order: 0110175

CASE NARRATIVE

GC/MS-SEMIVOLATILES

1. The surrogates 2-Fluorophenol and Phenol-d5 recovered below the laboratory control limits in sample 0110175-01B possibly due to the formation of an emulsion during extraction.

2. The surrogate recoveries for sample 0110175-03B were above the laboratory control limits possibly due to a preparation spiking error. No target analytes were detected.

METALS

1. By the client request all samples for Dissolved metals analyses were filtered and preserved by the laboratory.

AMRO Environmental Laboratories Corp.

Date: *30-Oct-01*

CLIENT:	STV Incorporated	**Client Sample ID:**	TE-MW-1A-9
Lab Order:	0110175		
Project:	0710730 East Side Access	**Collection Date:**	10/16/01
Lab ID:	0110175-01C	**Matrix:**	AQUEOUS

Analyses	Result	RL	Qual	Units	DF	Date Analyzed
ICP METALS TOTAL SW-846		**SW6010B**				Analyst: RK
Aluminum	980	200		µg/L	1	10/22/01 2:31:08 PM
Antimony	ND	20		µg/L	1	10/22/01 2:31:08 PM
Barium	ND	200		µg/L	1	10/22/01 2:31:08 PM
Beryllium	ND	5.0		µg/L	1	10/22/01 2:31:08 PM
Cadmium	ND	5.0		µg/L	1	10/22/01 2:31:08 PM
Calcium	26,000	2,500		µg/L	1	10/22/01 2:31:08 PM
Chromium	190	10		µg/L	1	10/22/01 2:31:08 PM
Cobalt	ND	50		µg/L	1	10/22/01 2:31:08 PM
Copper	ND	25		µg/L	1	10/22/01 2:31:08 PM
Iron	1,800	100		µg/L	1	10/22/01 2:31:08 PM
Magnesium	8,800	2,500		µg/L	1	10/22/01 2:31:08 PM
Manganese	1,700	15		µg/L	1	10/22/01 2:31:08 PM
Nickel	ND	40		µg/L	1	10/22/01 2:31:08 PM
Potassium	2,900	2,500		µg/L	1	10/22/01 2:31:08 PM
Silver	ND	7.0		µg/L	1	10/22/01 2:31:08 PM
Sodium	130,000	2,500		µg/L	1	10/22/01 2:31:08 PM
Vanadium	ND	50		µg/L	1	10/22/01 2:31:08 PM
Zinc	110	20		µg/L	1	10/22/01 2:31:08 PM
ARSENIC, TOTAL		**SW7060A**				Analyst: APL
Arsenic	ND	5.0		µg/L	1	10/22/01
MERCURY, TOTAL		**SW7470A**				Analyst: GS
Mercury	ND	0.20		µg/L	1	10/22/01
LEAD, TOTAL		**SW7421**				Analyst: APL
Lead	14	5.0		µg/L	1	10/22/01
SELENIUM, TOTAL		**SW7740**				Analyst: APL
Selenium	ND	5.0		µg/L	1	10/22/01
THALLIUM, TOTAL		**SW7841**				Analyst: APL
Thallium	ND	5.0		µg/L	1	10/22/01

Qualifiers:

ND - Not Detected at the Reporting Limit
J - Analyte detected below quantitation limits
B - Analyte detected in the associated Method Blank
H - Method prescribed holding time exceeded
S - Spike Recovery outside accepted recovery limits
R - RPD outside accepted recovery limits
E - Value above quantitation range
- See Case Narrative
RL - Reporting Limit; defined as the lowest concentration the laboratory can accurately quantitate.

AMRO Environmental Laboratories Corp.

Date: *30-Oct-01*

CLIENT:	STV Incorporated	**Client Sample ID:**	TE-MW-1A-9
Lab Order:	0110175		
Project:	0710730 East Side Access	**Collection Date:**	10/16/01
Lab ID:	0110175-01D	**Matrix:**	AQUEOUS

Analyses	Result	RL	Qual	Units	DF	Date Analyzed
ICP METALS DISSOLVED SW-846		**SW6010B**				Analyst: RK
Aluminum	ND	200		µg/L	1	10/22/01 3:00:15 PM
Antimony	ND	20		µg/L	1	10/22/01 3:00:15 PM
Barium	ND	200		µg/L	1	10/22/01 3:00:15 PM
Beryllium	ND	5.0		µg/L	1	10/22/01 3:00:15 PM
Cadmium	ND	5.0		µg/L	1	10/22/01 3:00:15 PM
Calcium	26,000	2,500		µg/L	1	10/22/01 3:00:15 PM
Chromium	200	10		µg/L	1	10/22/01 3:00:15 PM
Cobalt	ND	50		µg/L	1	10/22/01 3:00:15 PM
Copper	ND	25		µg/L	1	10/22/01 3:00:15 PM
Iron	ND	100		µg/L	1	10/22/01 3:00:15 PM
Magnesium	8,800	2,500		µg/L	1	10/22/01 3:00:15 PM
Manganese	ND	15		µg/L	1	10/22/01 3:00:15 PM
Nickel	ND	40		µg/L	1	10/22/01 3:00:15 PM
Potassium	2,800	2,500		µg/L	1	10/22/01 3:00:15 PM
Silver	ND	7.0		µg/L	1	10/22/01 3:00:15 PM
Sodium	130,000	2,500		µg/L	1	10/22/01 3:00:15 PM
Vanadium	ND	50		µg/L	1	10/22/01 3:00:15 PM
Zinc	ND	20		µg/L	1	10/22/01 3:00:15 PM
ARSENIC, DISSOLVED		**SW7060A**				Analyst: APL
Arsenic	ND	5.0		µg/L	1	10/22/01
MERCURY, DISSOLVED		**SW7470A**				Analyst: GS
Mercury	ND	0.20		µg/L	1	10/22/01
LEAD, DISSOLVED		**SW7421**				Analyst: APL
Lead	ND	5.0		µg/L	1	10/22/01
SELENIUM, DISSOLVED		**SW7740**				Analyst: APL
Selenium	ND	5.0		µg/L	1	10/22/01
THALLIUM, DISSOLVED		**SW7841**				Analyst: APL
Thallium	ND	5.0		µg/L	1	10/22/01

Qualifiers:

ND - Not Detected at the Reporting Limit
J - Analyte detected below quantitation limits
B - Analyte detected in the associated Method Blank
H - Method prescribed holding time exceeded
S - Spike Recovery outside accepted recovery limits
R - RPD outside accepted recovery limits
E - Value above quantitation range
- See Case Narrative
RL - Reporting Limit; defined as the lowest concentration the laboratory can accurately quantitate.

AMRO Environmental Laboratories Corp.

Date: *30-Oct-01*

CLIENT:	STV Incorporated	**Client Sample ID:**	TE-MW-1A-11
Lab Order:	0110175		
Project:	0710730 East Side Access	**Collection Date:**	10/16/01
Lab ID:	0110175-02C	**Matrix:**	AQUEOUS

Analyses	Result	RL	Qual	Units	DF	Date Analyzed
ICP METALS TOTAL SW-846		**SW6010B**				**Analyst: RK**
Aluminum	ND	200		µg/L	1	10/22/01 2:36:08 PM
Antimony	ND	20		µg/L	1	10/22/01 2:36:08 PM
Barium	ND	200		µg/L	1	10/22/01 2:36:08 PM
Beryllium	ND	5.0		µg/L	1	10/22/01 2:36:08 PM
Cadmium	ND	5.0		µg/L	1	10/22/01 2:36:08 PM
Calcium	100,000	2,500		µg/L	1	10/22/01 2:36:08 PM
Chromium	ND	10		µg/L	1	10/22/01 2:36:08 PM
Cobalt	ND	50		µg/L	1	10/22/01 2:36:08 PM
Copper	ND	25		µg/L	1	10/22/01 2:36:08 PM
Iron	530	100		µg/L	1	10/22/01 2:36:08 PM
Magnesium	36,000	2,500		µg/L	1	10/22/01 2:36:08 PM
Manganese	620	15		µg/L	1	10/22/01 2:36:08 PM
Nickel	ND	40		µg/L	1	10/22/01 2:36:08 PM
Potassium	5,600	2,500		µg/L	1	10/22/01 2:36:08 PM
Silver	ND	7.0		µg/L	1	10/22/01 2:36:08 PM
Sodium	51,000	2,500		µg/L	1	10/22/01 2:36:08 PM
Vanadium	ND	50		µg/L	1	10/22/01 2:36:08 PM
Zinc	ND	20		µg/L	1	10/22/01 2:36:08 PM
ARSENIC, TOTAL		**SW7060A**				**Analyst: APL**
Arsenic	ND	5.0		µg/L	1	10/22/01
MERCURY, TOTAL		**SW7470A**				**Analyst: GS**
Mercury	ND	0.20		µg/L	1	10/22/01
LEAD, TOTAL		**SW7421**				**Analyst: APL**
Lead	ND	5.0		µg/L	1	10/22/01
SELENIUM, TOTAL		**SW7740**				**Analyst: APL**
Selenium	ND	5.0		µg/L	1	10/22/01
THALLIUM, TOTAL		**SW7841**				**Analyst: APL**
Thallium	ND	5.0		µg/L	1	10/22/01

Qualifiers:

ND - Not Detected at the Reporting Limit
J - Analyte detected below quantitation limits
B - Analyte detected in the associated Method Blank
H - Method prescribed holding time exceeded
S - Spike Recovery outside accepted recovery limits
R - RPD outside accepted recovery limits
E - Value above quantitation range
- See Case Narrative
RL - Reporting Limit; defined as the lowest concentration the laboratory can accurately quantitate.

AMRO Environmental Laboratories Corp.

Date: *30-Oct-01*

CLIENT:	STV Incorporated	**Client Sample ID:**	TE-MW-1A-11
Lab Order:	0110175		
Project:	0710730 East Side Access	**Collection Date:**	10/16/01
Lab ID:	0110175-02D	**Matrix:**	AQUEOUS

Analyses	Result	RL	Qual	Units	DF	Date Analyzed
ICP METALS DISSOLVED SW-846		**SW6010B**				Analyst: RK
Aluminum	ND	200		µg/L	1	10/22/01 3:04:57 PM
Antimony	ND	20		µg/L	1	10/22/01 3:04:57 PM
Barium	ND	200		µg/L	1	10/22/01 3:04:57 PM
Beryllium	ND	5.0		µg/L	1	10/22/01 3:04:57 PM
Cadmium	ND	5.0		µg/L	1	10/22/01 3:04:57 PM
Calcium	100,000	2,500		µg/L	1	10/22/01 3:04:57 PM
Chromium	ND	10		µg/L	1	10/22/01 3:04:57 PM
Cobalt	ND	50		µg/L	1	10/22/01 3:04:57 PM
Copper	ND	25		µg/L	1	10/22/01 3:04:57 PM
Iron	ND	100		µg/L	1	10/22/01 3:04:57 PM
Magnesium	37,000	2,500		µg/L	1	10/22/01 3:04:57 PM
Manganese	610	15		µg/L	1	10/22/01 3:04:57 PM
Nickel	ND	40		µg/L	1	10/22/01 3:04:57 PM
Potassium	5,400	2,500		µg/L	1	10/22/01 3:04:57 PM
Silver	ND	7.0		µg/L	1	10/22/01 3:04:57 PM
Sodium	51,000	2,500		µg/L	1	10/22/01 3:04:57 PM
Vanadium	ND	50		µg/L	1	10/22/01 3:04:57 PM
Zinc	ND	20		µg/L	1	10/22/01 3:04:57 PM
ARSENIC, DISSOLVED		**SW7060A**				Analyst: APL
Arsenic	ND	5.0		µg/L	1	10/22/01
MERCURY, DISSOLVED		**SW7470A**				Analyst: GS
Mercury	ND	0.20		µg/L	1	10/22/01
LEAD, DISSOLVED		**SW7421**				Analyst: APL
Lead	ND	5.0		µg/L	1	10/22/01
SELENIUM, DISSOLVED		**SW7740**				Analyst: APL
Selenium	ND	5.0		µg/L	1	10/22/01
THALLIUM, DISSOLVED		**SW7841**				Analyst: APL
Thallium	ND	5.0		µg/L	1	10/22/01

Qualifiers:

ND - Not Detected at the Reporting Limit
J - Analyte detected below quantitation limits
B - Analyte detected in the associated Method Blank
H - Method prescribed holding time exceeded
S - Spike Recovery outside accepted recovery limits
R - RPD outside accepted recovery limits
E - Value above quantitation range
- See Case Narrative
RL - Reporting Limit; defined as the lowest concentration the laboratory can accurately quantitate.

AMRO Environmental Laboratories Corp.

Date: *30-Oct-01*

CLIENT:	STV Incorporated	**Client Sample ID:**	TE-MW-1A-QA4
Lab Order:	0110175		
Project:	0710730 East Side Access	**Collection Date:**	10/16/01
Lab ID:	0110175-03C	**Matrix:**	AQUEOUS

Analyses	Result	RL	Qual	Units	DF	Date Analyzed
ICP METALS TOTAL SW-846		**SW6010B**				**Analyst: RK**
Aluminum	220	200		µg/L	1	10/22/01 2:41:28 PM
Antimony	ND	20		µg/L	1	10/22/01 2:41:28 PM
Barium	ND	200		µg/L	1	10/22/01 2:41:28 PM
Beryllium	ND	5.0		µg/L	1	10/22/01 2:41:28 PM
Cadmium	ND	5.0		µg/L	1	10/22/01 2:41:28 PM
Calcium	91,000	2,500		µg/L	1	10/22/01 2:41:28 PM
Chromium	ND	10		µg/L	1	10/22/01 2:41:28 PM
Cobalt	ND	50		µg/L	1	10/22/01 2:41:28 PM
Copper	ND	25		µg/L	1	10/22/01 2:41:28 PM
Iron	740	100		µg/L	1	10/22/01 2:41:28 PM
Magnesium	34,000	2,500		µg/L	1	10/22/01 2:41:28 PM
Manganese	410	15		µg/L	1	10/22/01 2:41:28 PM
Nickel	ND	40		µg/L	1	10/22/01 2:41:28 PM
Potassium	12,000	2,500		µg/L	1	10/22/01 2:41:28 PM
Silver	ND	7.0		µg/L	1	10/22/01 2:41:28 PM
Sodium	70,000	2,500		µg/L	1	10/22/01 2:41:28 PM
Vanadium	ND	50		µg/L	1	10/22/01 2:41:28 PM
Zinc	ND	20		µg/L	1	10/22/01 2:41:28 PM
ARSENIC, TOTAL		**SW7060A**				**Analyst: APL**
Arsenic	ND	5.0		µg/L	1	10/22/01
MERCURY, TOTAL		**SW7470A**				**Analyst: GS**
Mercury	ND	0.20		µg/L	1	10/22/01
LEAD, TOTAL		**SW7421**				**Analyst: APL**
Lead	ND	5.0		µg/L	1	10/22/01
SELENIUM, TOTAL		**SW7740**				**Analyst: APL**
Selenium	ND	5.0		µg/L	1	10/22/01
THALLIUM, TOTAL		**SW7841**				**Analyst: APL**
Thallium	ND	5.0		µg/L	1	10/22/01

Qualifiers:

ND - Not Detected at the Reporting Limit
J - Analyte detected below quantitation limits
B - Analyte detected in the associated Method Blank
H - Method prescribed holding time exceeded
S - Spike Recovery outside accepted recovery limits
R - RPD outside accepted recovery limits
E - Value above quantitation range
- See Case Narrative
RL - Reporting Limit; defined as the lowest concentration the laboratory can accurately quantitate.

AMRO Environmental Laboratories Corp.

Date: *30-Oct-01*

CLIENT:	STV Incorporated	**Client Sample ID:**	TE-MW-1A-QA4
Lab Order:	0110175		
Project:	0710730 East Side Access	**Collection Date:**	10/16/01
Lab ID:	0110175-03D	**Matrix:**	AQUEOUS

Analyses	Result	RL	Qual	Units	DF	Date Analyzed
ICP METALS DISSOLVED SW-846		**SW6010B**				Analyst: RK
Aluminum	ND	200		µg/L	1	10/22/01 3:10:10 PM
Antimony	ND	20		µg/L	1	10/22/01 3:10:10 PM
Barium	ND	200		µg/L	1	10/22/01 3:10:10 PM
Beryllium	ND	5.0		µg/L	1	10/22/01 3:10:10 PM
Cadmium	ND	5.0		µg/L	1	10/22/01 3:10:10 PM
Calcium	95,000	2,500		µg/L	1	10/22/01 3:10:10 PM
Chromium	ND	10		µg/L	1	10/22/01 3:10:10 PM
Cobalt	ND	50		µg/L	1	10/22/01 3:10:10 PM
Copper	ND	25		µg/L	1	10/22/01 3:10:10 PM
Iron	ND	100		µg/L	1	10/22/01 3:10:10 PM
Magnesium	35,000	2,500		µg/L	1	10/22/01 3:10:10 PM
Manganese	410	15		µg/L	1	10/22/01 3:10:10 PM
Nickel	ND	40		µg/L	1	10/22/01 3:10:10 PM
Potassium	7,900	2,500		µg/L	1	10/22/01 3:10:10 PM
Silver	ND	7.0		µg/L	1	10/22/01 3:10:10 PM
Sodium	66,000	2,500		µg/L	1	10/22/01 3:10:10 PM
Vanadium	ND	50		µg/L	1	10/22/01 3:10:10 PM
Zinc	ND	20		µg/L	1	10/22/01 3:10:10 PM
ARSENIC, DISSOLVED		**SW7060A**				Analyst: APL
Arsenic	ND	5.0		µg/L	1	10/22/01
MERCURY, DISSOLVED		**SW7470A**				Analyst: GS
Mercury	ND	0.20		µg/L	1	10/22/01
LEAD, DISSOLVED		**SW7421**				Analyst: APL
Lead	ND	5.0		µg/L	1	10/22/01
SELENIUM, DISSOLVED		**SW7740**				Analyst: APL
Selenium	ND	5.0		µg/L	1	10/22/01
THALLIUM, DISSOLVED		**SW7841**				Analyst: APL
Thallium	ND	5.0		µg/L	1	10/22/01

Qualifiers:

ND - Not Detected at the Reporting Limit
J - Analyte detected below quantitation limits
B - Analyte detected in the associated Method Blank
H - Method prescribed holding time exceeded
S - Spike Recovery outside accepted recovery limits
R - RPD outside accepted recovery limits
E - Value above quantitation range
- See Case Narrative
RL - Reporting Limit; defined as the lowest concentration the laboratory can accurately quantitate.

AMRO Environmental Laboratories Corp.

Date: *30-Oct-01*

CLIENT:	STV Incorporated	**Client Sample ID:**	TE-MW-1A-12
Lab Order:	0110175		
Project:	0710730 East Side Access	**Collection Date:**	10/16/01
Lab ID:	0110175-04C	**Matrix:**	AQUEOUS

Analyses	Result	RL	Qual	Units	DF	Date Analyzed
ICP METALS TOTAL SW-846		**SW6010B**				**Analyst: RK**
Aluminum	1,200	200		µg/L	1	10/22/01 2:46:47 PM
Antimony	ND	20		µg/L	1	10/22/01 2:46:47 PM
Barium	210	200		µg/L	1	10/22/01 2:46:47 PM
Beryllium	ND	5.0		µg/L	1	10/22/01 2:46:47 PM
Cadmium	ND	5.0		µg/L	1	10/22/01 2:46:47 PM
Calcium	39,000	2,500		µg/L	1	10/22/01 2:46:47 PM
Chromium	ND	10		µg/L	1	10/22/01 2:46:47 PM
Cobalt	ND	50		µg/L	1	10/22/01 2:46:47 PM
Copper	ND	25		µg/L	1	10/22/01 2:46:47 PM
Iron	2,800	100		µg/L	1	10/22/01 2:46:47 PM
Magnesium	12,000	2,500		µg/L	1	10/22/01 2:46:47 PM
Manganese	1,100	15		µg/L	1	10/22/01 2:46:47 PM
Nickel	ND	40		µg/L	1	10/22/01 2:46:47 PM
Potassium	5,300	2,500		µg/L	1	10/22/01 2:46:47 PM
Silver	ND	7.0		µg/L	1	10/22/01 2:46:47 PM
Sodium	140,000	2,500		µg/L	1	10/22/01 2:46:47 PM
Vanadium	ND	50		µg/L	1	10/22/01 2:46:47 PM
Zinc	51	20		µg/L	1	10/22/01 2:46:47 PM
ARSENIC, TOTAL		**SW7060A**				**Analyst: APL**
Arsenic	ND	5.0		µg/L	1	10/22/01
MERCURY, TOTAL		**SW7470A**				**Analyst: GS**
Mercury	ND	0.20		µg/L	1	10/22/01
LEAD, TOTAL		**SW7421**				**Analyst: APL**
Lead	ND	5.0		µg/L	1	10/22/01
SELENIUM, TOTAL		**SW7740**				**Analyst: APL**
Selenium	ND	5.0		µg/L	1	10/22/01
THALLIUM, TOTAL		**SW7841**				**Analyst: APL**
Thallium	ND	5.0		µg/L	1	10/22/01

Qualifiers:

ND - Not Detected at the Reporting Limit
J - Analyte detected below quantitation limits
B - Analyte detected in the associated Method Blank
H - Method prescribed holding time exceeded
S - Spike Recovery outside accepted recovery limits
R - RPD outside accepted recovery limits
E - Value above quantitation range
- See Case Narrative
RL - Reporting Limit; defined as the lowest concentration the laboratory can accurately quantitate.

AMRO Environmental Laboratories Corp.

Date: *30-Oct-01*

CLIENT:	STV Incorporated	**Client Sample ID:**	TE-MW-1A-12
Lab Order:	0110175		
Project:	0710730 East Side Access	**Collection Date:**	10/16/01
Lab ID:	0110175-04D	**Matrix:**	AQUEOUS

Analyses	Result	RL	Qual	Units	DF	Date Analyzed
ICP METALS DISSOLVED SW-846		**SW6010B**				Analyst: **RK**
Aluminum	ND	200		µg/L	1	10/22/01 3:24:08 PM
Antimony	22	20		µg/L	1	10/22/01 3:24:08 PM
Barium	ND	200		µg/L	1	10/22/01 3:24:08 PM
Beryllium	ND	5.0		µg/L	1	10/22/01 3:24:08 PM
Cadmium	ND	5.0		µg/L	1	10/22/01 3:24:08 PM
Calcium	38,000	2,500		µg/L	1	10/22/01 3:24:08 PM
Chromium	ND	10		µg/L	1	10/22/01 3:24:08 PM
Cobalt	ND	50		µg/L	1	10/22/01 3:24:08 PM
Copper	ND	25		µg/L	1	10/22/01 3:24:08 PM
Iron	ND	100		µg/L	1	10/22/01 3:24:08 PM
Magnesium	11,000	2,500		µg/L	1	10/22/01 3:24:08 PM
Manganese	920	15		µg/L	1	10/22/01 3:24:08 PM
Nickel	ND	40		µg/L	1	10/22/01 3:24:08 PM
Potassium	4,800	2,500		µg/L	1	10/22/01 3:24:08 PM
Silver	ND	7.0		µg/L	1	10/22/01 3:24:08 PM
Sodium	130,000	2,500		µg/L	1	10/22/01 3:24:08 PM
Vanadium	ND	50		µg/L	1	10/22/01 3:24:08 PM
Zinc	22	20		µg/L	1	10/22/01 3:24:08 PM
ARSENIC, DISSOLVED		**SW7060A**				Analyst: **APL**
Arsenic	ND	5.0		µg/L	1	10/22/01
MERCURY, DISSOLVED		**SW7470A**				Analyst: **GS**
Mercury	ND	0.20		µg/L	1	10/22/01
LEAD, DISSOLVED		**SW7421**				Analyst: **APL**
Lead	ND	5.0		µg/L	1	10/22/01
SELENIUM, DISSOLVED		**SW7740**				Analyst: **APL**
Selenium	ND	5.0		µg/L	1	10/22/01
THALLIUM, DISSOLVED		**SW7841**				Analyst: **APL**
Thallium	ND	5.0		µg/L	1	10/22/01

Qualifiers:

ND - Not Detected at the Reporting Limit
J - Analyte detected below quantitation limits
B - Analyte detected in the associated Method Blank
H - Method prescribed holding time exceeded
S - Spike Recovery outside accepted recovery limits
R - RPD outside accepted recovery limits
E - Value above quantitation range
- See Case Narrative
RL - Reporting Limit; defined as the lowest concentration the laboratory can accurately quantitate.

AMRO Environmental Laboratories Corp.

Date: *30-Oct-01*

CLIENT:	STV Incorporated	**Client Sample ID:**	TE-MW-2-16
Lab Order:	0110175		
Project:	0710730 East Side Access	**Collection Date:**	10/16/01
Lab ID:	0110175-05C	**Matrix:**	AQUEOUS

Analyses	Result	RL	Qual	Units	DF	Date Analyzed
ICP METALS TOTAL SW-846		**SW6010B**				Analyst: RK
Aluminum	790	200		µg/L	1	10/22/01 2:51:52 PM
Antimony	ND	20		µg/L	1	10/22/01 2:51:52 PM
Barium	ND	200		µg/L	1	10/22/01 2:51:52 PM
Beryllium	ND	5.0		µg/L	1	10/22/01 2:51:52 PM
Cadmium	ND	5.0		µg/L	1	10/22/01 2:51:52 PM
Calcium	65,000	2,500		µg/L	1	10/22/01 2:51:52 PM
Chromium	11	10		µg/L	1	10/22/01 2:51:52 PM
Cobalt	ND	50		µg/L	1	10/22/01 2:51:52 PM
Copper	ND	25		µg/L	1	10/22/01 2:51:52 PM
Iron	2,200	100		µg/L	1	10/22/01 2:51:52 PM
Magnesium	26,000	2,500		µg/L	1	10/22/01 2:51:52 PM
Manganese	550	15		µg/L	1	10/22/01 2:51:52 PM
Nickel	ND	40		µg/L	1	10/22/01 2:51:52 PM
Potassium	5,400	2,500		µg/L	1	10/22/01 2:51:52 PM
Silver	ND	7.0		µg/L	1	10/22/01 2:51:52 PM
Sodium	96,000	2,500		µg/L	1	10/22/01 2:51:52 PM
Vanadium	ND	50		µg/L	1	10/22/01 2:51:52 PM
Zinc	32	20		µg/L	1	10/22/01 2:51:52 PM
ARSENIC, TOTAL		**SW7060A**				Analyst: APL
Arsenic	ND	5.0		µg/L	1	10/22/01
MERCURY, TOTAL		**SW7470A**				Analyst: GS
Mercury	ND	0.20		µg/L	1	10/22/01
LEAD, TOTAL		**SW7421**				Analyst: APL
Lead	ND	5.0		µg/L	1	10/22/01
SELENIUM, TOTAL		**SW7740**				Analyst: APL
Selenium	ND	5.0		µg/L	1	10/22/01
THALLIUM, TOTAL		**SW7841**				Analyst: APL
Thallium	ND	5.0		µg/L	1	10/22/01

Qualifiers:

ND - Not Detected at the Reporting Limit
J - Analyte detected below quantitation limits
B - Analyte detected in the associated Method Blank
H - Method prescribed holding time exceeded
S - Spike Recovery outside accepted recovery limits
R - RPD outside accepted recovery limits
E - Value above quantitation range
- See Case Narrative
RL - Reporting Limit; defined as the lowest concentration the laboratory can accurately quantitate.

AMRO Environmental Laboratories Corp.

Date: *30-Oct-01*

CLIENT:	STV Incorporated	**Client Sample ID:**	TE-MW-2-16
Lab Order:	0110175		
Project:	0710730 East Side Access	**Collection Date:**	10/16/01
Lab ID:	0110175-05D	**Matrix:**	AQUEOUS

Analyses	Result	RL	Qual	Units	DF	Date Analyzed
ICP METALS DISSOLVED SW-846		**SW6010B**				Analyst: **RK**
Aluminum	ND	200		µg/L	1	10/22/01 3:29:06 PM
Antimony	ND	20		µg/L	1	10/22/01 3:29:06 PM
Barium	ND	200		µg/L	1	10/22/01 3:29:06 PM
Beryllium	ND	5.0		µg/L	1	10/22/01 3:29:06 PM
Cadmium	ND	5.0		µg/L	1	10/22/01 3:29:06 PM
Calcium	64,000	2,500		µg/L	1	10/22/01 3:29:06 PM
Chromium	ND	10		µg/L	1	10/22/01 3:29:06 PM
Cobalt	ND	50		µg/L	1	10/22/01 3:29:06 PM
Copper	ND	25		µg/L	1	10/22/01 3:29:06 PM
Iron	ND	100		µg/L	1	10/22/01 3:29:06 PM
Magnesium	26,000	2,500		µg/L	1	10/22/01 3:29:06 PM
Manganese	540	15		µg/L	1	10/22/01 3:29:06 PM
Nickel	ND	40		µg/L	1	10/22/01 3:29:06 PM
Potassium	5,300	2,500		µg/L	1	10/22/01 3:29:06 PM
Silver	ND	7.0		µg/L	1	10/22/01 3:29:06 PM
Sodium	97,000	2,500		µg/L	1	10/22/01 3:29:06 PM
Vanadium	ND	50		µg/L	1	10/22/01 3:29:06 PM
Zinc	23	20		µg/L	1	10/22/01 3:29:06 PM
ARSENIC, DISSOLVED		**SW7060A**				Analyst: **APL**
Arsenic	ND	5.0		µg/L	1	10/22/01
MERCURY, DISSOLVED		**SW7470A**				Analyst: **GS**
Mercury	ND	0.20		µg/L	1	10/22/01
LEAD, DISSOLVED		**SW7421**				Analyst: **APL**
Lead	ND	5.0		µg/L	1	10/22/01
SELENIUM, DISSOLVED		**SW7740**				Analyst: **APL**
Selenium	ND	5.0		µg/L	1	10/22/01
THALLIUM, DISSOLVED		**SW7841**				Analyst: **APL**
Thallium	ND	5.0		µg/L	1	10/22/01

Qualifiers:

ND - Not Detected at the Reporting Limit
J - Analyte detected below quantitation limits
B - Analyte detected in the associated Method Blank
H - Method prescribed holding time exceeded
S - Spike Recovery outside accepted recovery limits
R - RPD outside accepted recovery limits
E - Value above quantitation range
- See Case Narrative
RL - Reporting Limit; defined as the lowest concentration the laboratory can accurately quantitate.

AMRO Environmental Laboratories Corp.

Date: *30-Oct-01*

CLIENT:	STV Incorporated	**Client Sample ID:**	TE-MW-1A-9
Lab Order:	0110175		
Project:	0710730 East Side Access	**Collection Date:**	10/16/01
Lab ID:	0110175-01A	**Matrix:**	AQUEOUS

Analyses	Result	RL	Qual	Units	DF	Date Analyzed
VOLATILES BY GC/MS		**SW8260B**				Analyst: JSL
Dichlorodifluoromethane	ND	5.0		µg/L	1	10/25/01 6:15:00 PM
Chloromethane	ND	5.0		µg/L	1	10/25/01 6:15:00 PM
Vinyl chloride	ND	2.0		µg/L	1	10/25/01 6:15:00 PM
Chloroethane	ND	5.0		µg/L	1	10/25/01 6:15:00 PM
Bromomethane	ND	2.0		µg/L	1	10/25/01 6:15:00 PM
Trichlorofluoromethane	ND	2.0		µg/L	1	10/25/01 6:15:00 PM
Acetone	ND	10		µg/L	1	10/25/01 6:15:00 PM
1,1-Dichloroethene	ND	1.0		µg/L	1	10/25/01 6:15:00 PM
Carbon disulfide	ND	2.0		µg/L	1	10/25/01 6:15:00 PM
Methylene chloride	ND	5.0		µg/L	1	10/25/01 6:15:00 PM
Methyl tert-butyl ether	ND	2.0		µg/L	1	10/25/01 6:15:00 PM
trans-1,2-Dichloroethene	ND	2.0		µg/L	1	10/25/01 6:15:00 PM
1,1-Dichloroethane	ND	2.0		µg/L	1	10/25/01 6:15:00 PM
2-Butanone	ND	10		µg/L	1	10/25/01 6:15:00 PM
2,2-Dichloropropane	ND	2.0		µg/L	1	10/25/01 6:15:00 PM
cis-1,2-Dichloroethene	ND	2.0		µg/L	1	10/25/01 6:15:00 PM
Chloroform	ND	2.0		µg/L	1	10/25/01 6:15:00 PM
Bromochloromethane	ND	2.0		µg/L	1	10/25/01 6:15:00 PM
1,1,1-Trichloroethane	ND	2.0		µg/L	1	10/25/01 6:15:00 PM
1,1-Dichloropropene	ND	2.0		µg/L	1	10/25/01 6:15:00 PM
Carbon tetrachloride	ND	2.0		µg/L	1	10/25/01 6:15:00 PM
1,2-Dichloroethane	ND	2.0		µg/L	1	10/25/01 6:15:00 PM
Benzene	ND	1.0		µg/L	1	10/25/01 6:15:00 PM
Trichloroethene	18	2.0		µg/L	1	10/25/01 6:15:00 PM
1,2-Dichloropropane	ND	2.0		µg/L	1	10/25/01 6:15:00 PM
Bromodichloromethane	ND	2.0		µg/L	1	10/25/01 6:15:00 PM
Dibromomethane	ND	2.0		µg/L	1	10/25/01 6:15:00 PM
4-Methyl-2-pentanone	ND	10		µg/L	1	10/25/01 6:15:00 PM
cis-1,3-Dichloropropene	ND	1.0		µg/L	1	10/25/01 6:15:00 PM
Toluene	ND	2.0		µg/L	1	10/25/01 6:15:00 PM
trans-1,3-Dichloropropene	ND	1.0		µg/L	1	10/25/01 6:15:00 PM
1,1,2-Trichloroethane	ND	2.0		µg/L	1	10/25/01 6:15:00 PM
1,2-Dibromoethane	ND	2.0		µg/L	1	10/25/01 6:15:00 PM
2-Hexanone	ND	10		µg/L	1	10/25/01 6:15:00 PM
1,3-Dichloropropane	ND	2.0		µg/L	1	10/25/01 6:15:00 PM
Tetrachloroethene	3.3	2.0		µg/L	1	10/25/01 6:15:00 PM
Dibromochloromethane	ND	2.0		µg/L	1	10/25/01 6:15:00 PM
Chlorobenzene	ND	2.0		µg/L	1	10/25/01 6:15:00 PM

Qualifiers:

ND - Not Detected at the Reporting Limit

J - Analyte detected below quantitation limits

B - Analyte detected in the associated Method Blank

H - Method prescribed holding time exceeded

S - Spike Recovery outside accepted recovery limits

R - RPD outside accepted recovery limits

E - Value above quantitation range

- See Case Narrative

RL - Reporting Limit; defined as the lowest concentration the laboratory can accurately quantitate.

AMRO Environmental Laboratories Corp.

Date: *30-Oct-01*

CLIENT:	STV Incorporated	**Client Sample ID:**	TE-MW-1A-9
Lab Order:	0110175		
Project:	0710730 East Side Access	**Collection Date:**	10/16/01
Lab ID:	0110175-01A	**Matrix:**	AQUEOUS

Analyses	Result	RL	Qual	Units	DF	Date Analyzed
1,1,1,2-Tetrachloroethane	ND	2.0		µg/L	1	10/25/01 6:15:00 PM
Ethylbenzene	ND	2.0		µg/L	1	10/25/01 6:15:00 PM
m,p-Xylene	ND	2.0		µg/L	1	10/25/01 6:15:00 PM
o-Xylene	ND	2.0		µg/L	1	10/25/01 6:15:00 PM
Styrene	ND	2.0		µg/L	1	10/25/01 6:15:00 PM
Bromoform	ND	2.0		µg/L	1	10/25/01 6:15:00 PM
Isopropylbenzene	ND	2.0		µg/L	1	10/25/01 6:15:00 PM
1,1,2,2-Tetrachloroethane	ND	2.0		µg/L	1	10/25/01 6:15:00 PM
1,2,3-Trichloropropane	ND	2.0		µg/L	1	10/25/01 6:15:00 PM
Bromobenzene	ND	2.0		µg/L	1	10/25/01 6:15:00 PM
n-Propylbenzene	ND	2.0		µg/L	1	10/25/01 6:15:00 PM
2-Chlorotoluene	ND	2.0		µg/L	1	10/25/01 6:15:00 PM
4-Chlorotoluene	ND	2.0		µg/L	1	10/25/01 6:15:00 PM
1,3,5-Trimethylbenzene	ND	2.0		µg/L	1	10/25/01 6:15:00 PM
tert-Butylbenzene	ND	2.0		µg/L	1	10/25/01 6:15:00 PM
1,2,4-Trimethylbenzene	ND	2.0		µg/L	1	10/25/01 6:15:00 PM
sec-Butylbenzene	ND	2.0		µg/L	1	10/25/01 6:15:00 PM
4-Isopropyltoluene	ND	2.0		µg/L	1	10/25/01 6:15:00 PM
1,3-Dichlorobenzene	ND	2.0		µg/L	1	10/25/01 6:15:00 PM
1,4-Dichlorobenzene	ND	2.0		µg/L	1	10/25/01 6:15:00 PM
n-Butylbenzene	ND	2.0		µg/L	1	10/25/01 6:15:00 PM
1,2-Dichlorobenzene	ND	2.0		µg/L	1	10/25/01 6:15:00 PM
1,2-Dibromo-3-chloropropane	ND	5.0		µg/L	1	10/25/01 6:15:00 PM
1,2,4-Trichlorobenzene	ND	2.0		µg/L	1	10/25/01 6:15:00 PM
Hexachlorobutadiene	ND	2.0		µg/L	1	10/25/01 6:15:00 PM
Naphthalene	ND	5.0		µg/L	1	10/25/01 6:15:00 PM
1,2,3-Trichlorobenzene	ND	2.0		µg/L	1	10/25/01 6:15:00 PM

Qualifiers:

ND - Not Detected at the Reporting Limit
J - Analyte detected below quantitation limits
B - Analyte detected in the associated Method Blank
H - Method prescribed holding time exceeded
S - Spike Recovery outside accepted recovery limits
R - RPD outside accepted recovery limits
E - Value above quantitation range
- See Case Narrative
RL - Reporting Limit; defined as the lowest concentration the laboratory can accurately quantitate.

AMRO Environmental Laboratories Corp.

Date: *30-Oct-01*

CLIENT:	STV Incorporated	**Client Sample ID:**	TE-MW-1A-11
Lab Order:	0110175		
Project:	0710730 East Side Access	**Collection Date:**	10/16/01
Lab ID:	0110175-02A	**Matrix:**	AQUEOUS

Analyses	Result	RL	Qual	Units	DF	Date Analyzed
VOLATILES BY GC/MS		**SW8260B**				Analyst: JSL
Dichlorodifluoromethane	ND	5.0		µg/L	1	10/25/01 6:49:00 PM
Chloromethane	ND	5.0		µg/L	1	10/25/01 6:49:00 PM
Vinyl chloride	3.3	2.0		µg/L	1	10/25/01 6:49:00 PM
Chloroethane	ND	5.0		µg/L	1	10/25/01 6:49:00 PM
Bromomethane	ND	2.0		µg/L	1	10/25/01 6:49:00 PM
Trichlorofluoromethane	ND	2.0		µg/L	1	10/25/01 6:49:00 PM
Acetone	ND	10		µg/L	1	10/25/01 6:49:00 PM
1,1-Dichloroethene	13	1.0		µg/L	1	10/25/01 6:49:00 PM
Carbon disulfide	ND	2.0		µg/L	1	10/25/01 6:49:00 PM
Methylene chloride	ND	5.0		µg/L	1	10/25/01 6:49:00 PM
Methyl tert-butyl ether	ND	2.0		µg/L	1	10/25/01 6:49:00 PM
trans-1,2-Dichloroethene	16	2.0		µg/L	1	10/25/01 6:49:00 PM
1,1-Dichloroethane	ND	2.0		µg/L	1	10/25/01 6:49:00 PM
2-Butanone	ND	10		µg/L	1	10/25/01 6:49:00 PM
2,2-Dichloropropane	ND	2.0		µg/L	1	10/25/01 6:49:00 PM
cis-1,2-Dichloroethene	390	20		µg/L	10	10/26/01 2:55:00 PM
Chloroform	ND	2.0		µg/L	1	10/25/01 6:49:00 PM
Bromochloromethane	ND	2.0		µg/L	1	10/25/01 6:49:00 PM
1,1,1-Trichloroethane	ND	2.0		µg/L	1	10/25/01 6:49:00 PM
1,1-Dichloropropene	ND	2.0		µg/L	1	10/25/01 6:49:00 PM
Carbon tetrachloride	ND	2.0		µg/L	1	10/25/01 6:49:00 PM
1,2-Dichloroethane	ND	2.0		µg/L	1	10/25/01 6:49:00 PM
Benzene	ND	1.0		µg/L	1	10/25/01 6:49:00 PM
Trichloroethene	5,700	200		µg/L	100	10/29/01 12:52:00 PM
1,2-Dichloropropane	ND	2.0		µg/L	1	10/25/01 6:49:00 PM
Bromodichloromethane	ND	2.0		µg/L	1	10/25/01 6:49:00 PM
Dibromomethane	ND	2.0		µg/L	1	10/25/01 6:49:00 PM
4-Methyl-2-pentanone	ND	10		µg/L	1	10/25/01 6:49:00 PM
cis-1,3-Dichloropropene	ND	1.0		µg/L	1	10/25/01 6:49:00 PM
Toluene	ND	2.0		µg/L	1	10/25/01 6:49:00 PM
trans-1,3-Dichloropropene	ND	1.0		µg/L	1	10/25/01 6:49:00 PM
1,1,2-Trichloroethane	ND	2.0		µg/L	1	10/25/01 6:49:00 PM
1,2-Dibromoethane	ND	2.0		µg/L	1	10/25/01 6:49:00 PM
2-Hexanone	ND	10		µg/L	1	10/25/01 6:49:00 PM
1,3-Dichloropropane	ND	2.0		µg/L	1	10/25/01 6:49:00 PM
Tetrachloroethene	47	2.0		µg/L	1	10/25/01 6:49:00 PM
Dibromochloromethane	ND	2.0		µg/L	1	10/25/01 6:49:00 PM
Chlorobenzene	ND	2.0		µg/L	1	10/25/01 6:49:00 PM

Qualifiers:

ND - Not Detected at the Reporting Limit
J - Analyte detected below quantitation limits
B - Analyte detected in the associated Method Blank
H - Method prescribed holding time exceeded
S - Spike Recovery outside accepted recovery limits
R - RPD outside accepted recovery limits
E - Value above quantitation range
- See Case Narrative
RL - Reporting Limit; defined as the lowest concentration the laboratory can accurately quantitate.

AMRO Environmental Laboratories Corp.

Date: *30-Oct-01*

CLIENT:	STV Incorporated	**Client Sample ID:**	TE-MW-1A-11
Lab Order:	0110175		
Project:	0710730 East Side Access	**Collection Date:**	10/16/01
Lab ID:	0110175-02A	**Matrix:**	AQUEOUS

Analyses	Result	RL	Qual	Units	DF	Date Analyzed
1,1,1,2-Tetrachloroethane	ND	2.0		µg/L	1	10/25/01 6:49:00 PM
Ethylbenzene	ND	2.0		µg/L	1	10/25/01 6:49:00 PM
m,p-Xylene	ND	2.0		µg/L	1	10/25/01 6:49:00 PM
o-Xylene	ND	2.0		µg/L	1	10/25/01 6:49:00 PM
Styrene	ND	2.0		µg/L	1	10/25/01 6:49:00 PM
Bromoform	ND	2.0		µg/L	1	10/25/01 6:49:00 PM
Isopropylbenzene	ND	2.0		µg/L	1	10/25/01 6:49:00 PM
1,1,2,2-Tetrachloroethane	ND	2.0		µg/L	1	10/25/01 6:49:00 PM
1,2,3-Trichloropropane	ND	2.0		µg/L	1	10/25/01 6:49:00 PM
Bromobenzene	ND	2.0		µg/L	1	10/25/01 6:49:00 PM
n-Propylbenzene	ND	2.0		µg/L	1	10/25/01 6:49:00 PM
2-Chlorotoluene	ND	2.0		µg/L	1	10/25/01 6:49:00 PM
4-Chlorotoluene	ND	2.0		µg/L	1	10/25/01 6:49:00 PM
1,3,5-Trimethylbenzene	ND	2.0		µg/L	1	10/25/01 6:49:00 PM
tert-Butylbenzene	ND	2.0		µg/L	1	10/25/01 6:49:00 PM
1,2,4-Trimethylbenzene	ND	2.0		µg/L	1	10/25/01 6:49:00 PM
sec-Butylbenzene	ND	2.0		µg/L	1	10/25/01 6:49:00 PM
4-Isopropyltoluene	ND	2.0		µg/L	1	10/25/01 6:49:00 PM
1,3-Dichlorobenzene	ND	2.0		µg/L	1	10/25/01 6:49:00 PM
1,4-Dichlorobenzene	ND	2.0		µg/L	1	10/25/01 6:49:00 PM
n-Butylbenzene	ND	2.0		µg/L	1	10/25/01 6:49:00 PM
1,2-Dichlorobenzene	ND	2.0		µg/L	1	10/25/01 6:49:00 PM
1,2-Dibromo-3-chloropropane	ND	5.0		µg/L	1	10/25/01 6:49:00 PM
1,2,4-Trichlorobenzene	ND	2.0		µg/L	1	10/25/01 6:49:00 PM
Hexachlorobutadiene	ND	2.0		µg/L	1	10/25/01 6:49:00 PM
Naphthalene	ND	5.0		µg/L	1	10/25/01 6:49:00 PM
1,2,3-Trichlorobenzene	ND	2.0		µg/L	1	10/25/01 6:49:00 PM

Qualifiers:

ND - Not Detected at the Reporting Limit
J - Analyte detected below quantitation limits
B - Analyte detected in the associated Method Blank
H - Method prescribed holding time exceeded
S - Spike Recovery outside accepted recovery limits
R - RPD outside accepted recovery limits
E - Value above quantitation range
- See Case Narrative
RL - Reporting Limit; defined as the lowest concentration the laboratory can accurately quantitate.

AMRO Environmental Laboratories Corp.

Date: *30-Oct-01*

CLIENT:	STV Incorporated	**Client Sample ID:**	TE-MW-1A-QA4
Lab Order:	0110175		
Project:	0710730 East Side Access	**Collection Date:**	10/16/01
Lab ID:	0110175-03A	**Matrix:**	AQUEOUS

Analyses	Result	RL	Qual	Units	DF	Date Analyzed
VOLATILES BY GC/MS		**SW8260B**				Analyst: **JSL**
Dichlorodifluoromethane	ND	5.0		µg/L	1	10/25/01 7:23:00 PM
Chloromethane	ND	5.0		µg/L	1	10/25/01 7:23:00 PM
Vinyl chloride	ND	2.0		µg/L	1	10/25/01 7:23:00 PM
Chloroethane	ND	5.0		µg/L	1	10/25/01 7:23:00 PM
Bromomethane	ND	2.0		µg/L	1	10/25/01 7:23:00 PM
Trichlorofluoromethane	ND	2.0		µg/L	1	10/25/01 7:23:00 PM
Acetone	22	10		µg/L	1	10/25/01 7:23:00 PM
1,1-Dichloroethene	2.4	1.0		µg/L	1	10/25/01 7:23:00 PM
Carbon disulfide	ND	2.0		µg/L	1	10/25/01 7:23:00 PM
Methylene chloride	ND	5.0		µg/L	1	10/25/01 7:23:00 PM
Methyl tert-butyl ether	ND	2.0		µg/L	1	10/25/01 7:23:00 PM
trans-1,2-Dichloroethene	6.0	2.0		µg/L	1	10/25/01 7:23:00 PM
1,1-Dichloroethane	ND	2.0		µg/L	1	10/25/01 7:23:00 PM
2-Butanone	ND	10		µg/L	1	10/25/01 7:23:00 PM
2,2-Dichloropropane	ND	2.0		µg/L	1	10/25/01 7:23:00 PM
cis-1,2-Dichloroethene	160	2.0		µg/L	1	10/25/01 7:23:00 PM
Chloroform	ND	2.0		µg/L	1	10/25/01 7:23:00 PM
Bromochloromethane	ND	2.0		µg/L	1	10/25/01 7:23:00 PM
1,1,1-Trichloroethane	ND	2.0		µg/L	1	10/25/01 7:23:00 PM
1,1-Dichloropropene	ND	2.0		µg/L	1	10/25/01 7:23:00 PM
Carbon tetrachloride	ND	2.0		µg/L	1	10/25/01 7:23:00 PM
1,2-Dichloroethane	ND	2.0		µg/L	1	10/25/01 7:23:00 PM
Benzene	ND	1.0		µg/L	1	10/25/01 7:23:00 PM
Trichloroethene	610	20		µg/L	10	10/26/01 3:31:00 PM
1,2-Dichloropropane	ND	2.0		µg/L	1	10/25/01 7:23:00 PM
Bromodichloromethane	ND	2.0		µg/L	1	10/25/01 7:23:00 PM
Dibromomethane	ND	2.0		µg/L	1	10/25/01 7:23:00 PM
4-Methyl-2-pentanone	ND	10		µg/L	1	10/25/01 7:23:00 PM
cis-1,3-Dichloropropene	ND	1.0		µg/L	1	10/25/01 7:23:00 PM
Toluene	ND	2.0		µg/L	1	10/25/01 7:23:00 PM
trans-1,3-Dichloropropene	ND	1.0		µg/L	1	10/25/01 7:23:00 PM
1,1,2-Trichloroethane	ND	2.0		µg/L	1	10/25/01 7:23:00 PM
1,2-Dibromoethane	ND	2.0		µg/L	1	10/25/01 7:23:00 PM
2-Hexanone	ND	10		µg/L	1	10/25/01 7:23:00 PM
1,3-Dichloropropane	ND	2.0		µg/L	1	10/25/01 7:23:00 PM
Tetrachloroethene	2.6	2.0		µg/L	1	10/25/01 7:23:00 PM
Dibromochloromethane	ND	2.0		µg/L	1	10/25/01 7:23:00 PM
Chlorobenzene	ND	2.0		µg/L	1	10/25/01 7:23:00 PM

Qualifiers:

ND - Not Detected at the Reporting Limit

J - Analyte detected below quantitation limits

B - Analyte detected in the associated Method Blank

H - Method prescribed holding time exceeded

S - Spike Recovery outside accepted recovery limits

R - RPD outside accepted recovery limits

E - Value above quantitation range

- See Case Narrative

RL - Reporting Limit; defined as the lowest concentration the laboratory can accurately quantitate.

AMRO Environmental Laboratories Corp.

Date: *30-Oct-01*

CLIENT:	STV Incorporated	**Client Sample ID:**	TE-MW-1A-QA4
Lab Order:	0110175		
Project:	0710730 East Side Access	**Collection Date:**	10/16/01
Lab ID:	0110175-03A	**Matrix:**	AQUEOUS

Analyses	Result	RL	Qual	Units	DF	Date Analyzed
1,1,1,2-Tetrachloroethane	ND	2.0		µg/L	1	10/25/01 7:23:00 PM
Ethylbenzene	ND	2.0		µg/L	1	10/25/01 7:23:00 PM
m,p-Xylene	ND	2.0		µg/L	1	10/25/01 7:23:00 PM
o-Xylene	ND	2.0		µg/L	1	10/25/01 7:23:00 PM
Styrene	ND	2.0		µg/L	1	10/25/01 7:23:00 PM
Bromoform	ND	2.0		µg/L	1	10/25/01 7:23:00 PM
Isopropylbenzene	ND	2.0		µg/L	1	10/25/01 7:23:00 PM
1,1,2,2-Tetrachloroethane	ND	2.0		µg/L	1	10/25/01 7:23:00 PM
1,2,3-Trichloropropane	ND	2.0		µg/L	1	10/25/01 7:23:00 PM
Bromobenzene	ND	2.0		µg/L	1	10/25/01 7:23:00 PM
n-Propylbenzene	ND	2.0		µg/L	1	10/25/01 7:23:00 PM
2-Chlorotoluene	ND	2.0		µg/L	1	10/25/01 7:23:00 PM
4-Chlorotoluene	ND	2.0		µg/L	1	10/25/01 7:23:00 PM
1,3,5-Trimethylbenzene	ND	2.0		µg/L	1	10/25/01 7:23:00 PM
tert-Butylbenzene	ND	2.0		µg/L	1	10/25/01 7:23:00 PM
1,2,4-Trimethylbenzene	ND	2.0		µg/L	1	10/25/01 7:23:00 PM
sec-Butylbenzene	ND	2.0		µg/L	1	10/25/01 7:23:00 PM
4-Isopropyltoluene	ND	2.0		µg/L	1	10/25/01 7:23:00 PM
1,3-Dichlorobenzene	ND	2.0		µg/L	1	10/25/01 7:23:00 PM
1,4-Dichlorobenzene	ND	2.0		µg/L	1	10/25/01 7:23:00 PM
n-Butylbenzene	ND	2.0		µg/L	1	10/25/01 7:23:00 PM
1,2-Dichlorobenzene	ND	2.0		µg/L	1	10/25/01 7:23:00 PM
1,2-Dibromo-3-chloropropane	ND	5.0		µg/L	1	10/25/01 7:23:00 PM
1,2,4-Trichlorobenzene	ND	2.0		µg/L	1	10/25/01 7:23:00 PM
Hexachlorobutadiene	ND	2.0		µg/L	1	10/25/01 7:23:00 PM
Naphthalene	ND	5.0		µg/L	1	10/25/01 7:23:00 PM
1,2,3-Trichlorobenzene	ND	2.0		µg/L	1	10/25/01 7:23:00 PM

Qualifiers:

ND - Not Detected at the Reporting Limit
J - Analyte detected below quantitation limits
B - Analyte detected in the associated Method Blank
H - Method prescribed holding time exceeded
S - Spike Recovery outside accepted recovery limits
R - RPD outside accepted recovery limits
E - Value above quantitation range
- See Case Narrative
RL - Reporting Limit; defined as the lowest concentration the laboratory can accurately quantitate.

AMRO Environmental Laboratories Corp.

Date: *30-Oct-01*

CLIENT:	STV Incorporated	**Client Sample ID:**	TE-MW-1A-12
Lab Order:	0110175		
Project:	0710730 East Side Access	**Collection Date:**	10/16/01
Lab ID:	0110175-04A	**Matrix:**	AQUEOUS

Analyses	Result	RL	Qual	Units	DF	Date Analyzed
VOLATILES BY GC/MS		**SW8260B**				Analyst: **JSL**
Dichlorodifluoromethane	ND	5.0		µg/L	1	10/25/01 7:59:00 PM
Chloromethane	ND	5.0		µg/L	1	10/25/01 7:59:00 PM
Vinyl chloride	ND	2.0		µg/L	1	10/25/01 7:59:00 PM
Chloroethane	ND	5.0		µg/L	1	10/25/01 7:59:00 PM
Bromomethane	ND	2.0		µg/L	1	10/25/01 7:59:00 PM
Trichlorofluoromethane	ND	2.0		µg/L	1	10/25/01 7:59:00 PM
Acetone	ND	10		µg/L	1	10/25/01 7:59:00 PM
1,1-Dichloroethene	2.8	1.0		µg/L	1	10/25/01 7:59:00 PM
Carbon disulfide	ND	2.0		µg/L	1	10/25/01 7:59:00 PM
Methylene chloride	ND	5.0		µg/L	1	10/25/01 7:59:00 PM
Methyl tert-butyl ether	ND	2.0		µg/L	1	10/25/01 7:59:00 PM
trans-1,2-Dichloroethene	4.0	2.0		µg/L	1	10/25/01 7:59:00 PM
1,1-Dichloroethane	ND	2.0		µg/L	1	10/25/01 7:59:00 PM
2-Butanone	ND	10		µg/L	1	10/25/01 7:59:00 PM
2,2-Dichloropropane	ND	2.0		µg/L	1	10/25/01 7:59:00 PM
cis-1,2-Dichloroethene	110	2.0		µg/L	1	10/25/01 7:59:00 PM
Chloroform	ND	2.0		µg/L	1	10/25/01 7:59:00 PM
Bromochloromethane	ND	2.0		µg/L	1	10/25/01 7:59:00 PM
1,1,1-Trichloroethane	ND	2.0		µg/L	1	10/25/01 7:59:00 PM
1,1-Dichloropropene	ND	2.0		µg/L	1	10/25/01 7:59:00 PM
Carbon tetrachloride	ND	2.0		µg/L	1	10/25/01 7:59:00 PM
1,2-Dichloroethane	ND	2.0		µg/L	1	10/25/01 7:59:00 PM
Benzene	ND	1.0		µg/L	1	10/25/01 7:59:00 PM
Trichloroethene	890	20		µg/L	10	10/26/01 4:06:00 PM
1,2-Dichloropropane	ND	2.0		µg/L	1	10/25/01 7:59:00 PM
Bromodichloromethane	ND	2.0		µg/L	1	10/25/01 7:59:00 PM
Dibromomethane	ND	2.0		µg/L	1	10/25/01 7:59:00 PM
4-Methyl-2-pentanone	ND	10		µg/L	1	10/25/01 7:59:00 PM
cis-1,3-Dichloropropene	ND	1.0		µg/L	1	10/25/01 7:59:00 PM
Toluene	ND	2.0		µg/L	1	10/25/01 7:59:00 PM
trans-1,3-Dichloropropene	ND	1.0		µg/L	1	10/25/01 7:59:00 PM
1,1,2-Trichloroethane	ND	2.0		µg/L	1	10/25/01 7:59:00 PM
1,2-Dibromoethane	ND	2.0		µg/L	1	10/25/01 7:59:00 PM
2-Hexanone	ND	10		µg/L	1	10/25/01 7:59:00 PM
1,3-Dichloropropane	ND	2.0		µg/L	1	10/25/01 7:59:00 PM
Tetrachloroethene	20	2.0		µg/L	1	10/25/01 7:59:00 PM
Dibromochloromethane	ND	2.0		µg/L	1	10/25/01 7:59:00 PM
Chlorobenzene	ND	2.0		µg/L	1	10/25/01 7:59:00 PM

Qualifiers:

ND - Not Detected at the Reporting Limit

J - Analyte detected below quantitation limits

B - Analyte detected in the associated Method Blank

H - Method prescribed holding time exceeded

S - Spike Recovery outside accepted recovery limits

R - RPD outside accepted recovery limits

E - Value above quantitation range

- See Case Narrative

RL - Reporting Limit; defined as the lowest concentration the laboratory can accurately quantitate.

AMRO Environmental Laboratories Corp.

Date: *30-Oct-01*

CLIENT:	STV Incorporated	**Client Sample ID:**	TE-MW-1A-12
Lab Order:	0110175		
Project:	0710730 East Side Access	**Collection Date:**	10/16/01
Lab ID:	0110175-04A	**Matrix:**	AQUEOUS

Analyses	Result	RL	Qual	Units	DF	Date Analyzed
1,1,1,2-Tetrachloroethane	ND	2.0		µg/L	1	10/25/01 7:59:00 PM
Ethylbenzene	ND	2.0		µg/L	1	10/25/01 7:59:00 PM
m,p-Xylene	ND	2.0		µg/L	1	10/25/01 7:59:00 PM
o-Xylene	ND	2.0		µg/L	1	10/25/01 7:59:00 PM
Styrene	ND	2.0		µg/L	1	10/25/01 7:59:00 PM
Bromoform	ND	2.0		µg/L	1	10/25/01 7:59:00 PM
Isopropylbenzene	ND	2.0		µg/L	1	10/25/01 7:59:00 PM
1,1,2,2-Tetrachloroethane	ND	2.0		µg/L	1	10/25/01 7:59:00 PM
1,2,3-Trichloropropane	ND	2.0		µg/L	1	10/25/01 7:59:00 PM
Bromobenzene	ND	2.0		µg/L	1	10/25/01 7:59:00 PM
n-Propylbenzene	ND	2.0		µg/L	1	10/25/01 7:59:00 PM
2-Chlorotoluene	ND	2.0		µg/L	1	10/25/01 7:59:00 PM
4-Chlorotoluene	ND	2.0		µg/L	1	10/25/01 7:59:00 PM
1,3,5-Trimethylbenzene	ND	2.0		µg/L	1	10/25/01 7:59:00 PM
tert-Butylbenzene	ND	2.0		µg/L	1	10/25/01 7:59:00 PM
1,2,4-Trimethylbenzene	ND	2.0		µg/L	1	10/25/01 7:59:00 PM
sec-Butylbenzene	ND	2.0		µg/L	1	10/25/01 7:59:00 PM
4-Isopropyltoluene	ND	2.0		µg/L	1	10/25/01 7:59:00 PM
1,3-Dichlorobenzene	ND	2.0		µg/L	1	10/25/01 7:59:00 PM
1,4-Dichlorobenzene	ND	2.0		µg/L	1	10/25/01 7:59:00 PM
n-Butylbenzene	ND	2.0		µg/L	1	10/25/01 7:59:00 PM
1,2-Dichlorobenzene	ND	2.0		µg/L	1	10/25/01 7:59:00 PM
1,2-Dibromo-3-chloropropane	ND	5.0		µg/L	1	10/25/01 7:59:00 PM
1,2,4-Trichlorobenzene	ND	2.0		µg/L	1	10/25/01 7:59:00 PM
Hexachlorobutadiene	ND	2.0		µg/L	1	10/25/01 7:59:00 PM
Naphthalene	ND	5.0		µg/L	1	10/25/01 7:59:00 PM
1,2,3-Trichlorobenzene	ND	2.0		µg/L	1	10/25/01 7:59:00 PM

Qualifiers:

ND - Not Detected at the Reporting Limit
J - Analyte detected below quantitation limits
B - Analyte detected in the associated Method Blank
H - Method prescribed holding time exceeded
S - Spike Recovery outside accepted recovery limits
R - RPD outside accepted recovery limits
E - Value above quantitation range
- See Case Narrative
RL - Reporting Limit; defined as the lowest concentration the laboratory can accurately quantitate.

AMRO Environmental Laboratories Corp.

Date: *30-Oct-01*

CLIENT:	STV Incorporated	**Client Sample ID:**	TE-MW-2-16
Lab Order:	0110175		
Project:	0710730 East Side Access	**Collection Date:**	10/16/01
Lab ID:	0110175-05A	**Matrix:**	AQUEOUS

Analyses	Result	RL	Qual	Units	DF	Date Analyzed
VOLATILES BY GC/MS		**SW8260B**				Analyst: JSL
Dichlorodifluoromethane	ND	5.0		µg/L	1	10/25/01 8:34:00 PM
Chloromethane	ND	5.0		µg/L	1	10/25/01 8:34:00 PM
Vinyl chloride	ND	2.0		µg/L	1	10/25/01 8:34:00 PM
Chloroethane	ND	5.0		µg/L	1	10/25/01 8:34:00 PM
Bromomethane	ND	2.0		µg/L	1	10/25/01 8:34:00 PM
Trichlorofluoromethane	ND	2.0		µg/L	1	10/25/01 8:34:00 PM
Acetone	ND	10		µg/L	1	10/25/01 8:34:00 PM
1,1-Dichloroethene	ND	1.0		µg/L	1	10/25/01 8:34:00 PM
Carbon disulfide	ND	2.0		µg/L	1	10/25/01 8:34:00 PM
Methylene chloride	ND	5.0		µg/L	1	10/25/01 8:34:00 PM
Methyl tert-butyl ether	ND	2.0		µg/L	1	10/25/01 8:34:00 PM
trans-1,2-Dichloroethene	ND	2.0		µg/L	1	10/25/01 8:34:00 PM
1,1-Dichloroethane	ND	2.0		µg/L	1	10/25/01 8:34:00 PM
2-Butanone	ND	10		µg/L	1	10/25/01 8:34:00 PM
2,2-Dichloropropane	ND	2.0		µg/L	1	10/25/01 8:34:00 PM
cis-1,2-Dichloroethene	7.7	2.0		µg/L	1	10/25/01 8:34:00 PM
Chloroform	ND	2.0		µg/L	1	10/25/01 8:34:00 PM
Bromochloromethane	ND	2.0		µg/L	1	10/25/01 8:34:00 PM
1,1,1-Trichloroethane	ND	2.0		µg/L	1	10/25/01 8:34:00 PM
1,1-Dichloropropene	ND	2.0		µg/L	1	10/25/01 8:34:00 PM
Carbon tetrachloride	ND	2.0		µg/L	1	10/25/01 8:34:00 PM
1,2-Dichloroethane	ND	2.0		µg/L	1	10/25/01 8:34:00 PM
Benzene	ND	1.0		µg/L	1	10/25/01 8:34:00 PM
Trichloroethene	94	2.0		µg/L	1	10/25/01 8:34:00 PM
1,2-Dichloropropane	ND	2.0		µg/L	1	10/25/01 8:34:00 PM
Bromodichloromethane	ND	2.0		µg/L	1	10/25/01 8:34:00 PM
Dibromomethane	ND	2.0		µg/L	1	10/25/01 8:34:00 PM
4-Methyl-2-pentanone	ND	10		µg/L	1	10/25/01 8:34:00 PM
cis-1,3-Dichloropropene	ND	1.0		µg/L	1	10/25/01 8:34:00 PM
Toluene	ND	2.0		µg/L	1	10/25/01 8:34:00 PM
trans-1,3-Dichloropropene	ND	1.0		µg/L	1	10/25/01 8:34:00 PM
1,1,2-Trichloroethane	ND	2.0		µg/L	1	10/25/01 8:34:00 PM
1,2-Dibromoethane	ND	2.0		µg/L	1	10/25/01 8:34:00 PM
2-Hexanone	ND	10		µg/L	1	10/25/01 8:34:00 PM
1,3-Dichloropropane	ND	2.0		µg/L	1	10/25/01 8:34:00 PM
Tetrachloroethene	ND	2.0		µg/L	1	10/25/01 8:34:00 PM
Dibromochloromethane	ND	2.0		µg/L	1	10/25/01 8:34:00 PM
Chlorobenzene	ND	2.0		µg/L	1	10/25/01 8:34:00 PM

Qualifiers:

ND - Not Detected at the Reporting Limit
J - Analyte detected below quantitation limits
B - Analyte detected in the associated Method Blank
H - Method prescribed holding time exceeded
S - Spike Recovery outside accepted recovery limits
R - RPD outside accepted recovery limits
E - Value above quantitation range
- See Case Narrative
RL - Reporting Limit; defined as the lowest concentration the laboratory can accurately quantitate.

AMRO Environmental Laboratories Corp.

Date: *30-Oct-01*

CLIENT:	STV Incorporated	**Client Sample ID:**	TE-MW-2-16
Lab Order:	0110175		
Project:	0710730 East Side Access	**Collection Date:**	10/16/01
Lab ID:	0110175-05A	**Matrix:**	AQUEOUS

Analyses	Result	RL	Qual	Units	DF	Date Analyzed
1,1,1,2-Tetrachloroethane	ND	2.0		µg/L	1	10/25/01 8:34:00 PM
Ethylbenzene	ND	2.0		µg/L	1	10/25/01 8:34:00 PM
m,p-Xylene	ND	2.0		µg/L	1	10/25/01 8:34:00 PM
o-Xylene	ND	2.0		µg/L	1	10/25/01 8:34:00 PM
Styrene	ND	2.0		µg/L	1	10/25/01 8:34:00 PM
Bromoform	ND	2.0		µg/L	1	10/25/01 8:34:00 PM
Isopropylbenzene	ND	2.0		µg/L	1	10/25/01 8:34:00 PM
1,1,2,2-Tetrachloroethane	ND	2.0		µg/L	1	10/25/01 8:34:00 PM
1,2,3-Trichloropropane	ND	2.0		µg/L	1	10/25/01 8:34:00 PM
Bromobenzene	ND	2.0		µg/L	1	10/25/01 8:34:00 PM
n-Propylbenzene	ND	2.0		µg/L	1	10/25/01 8:34:00 PM
2-Chlorotoluene	ND	2.0		µg/L	1	10/25/01 8:34:00 PM
4-Chlorotoluene	ND	2.0		µg/L	1	10/25/01 8:34:00 PM
1,3,5-Trimethylbenzene	ND	2.0		µg/L	1	10/25/01 8:34:00 PM
tert-Butylbenzene	ND	2.0		µg/L	1	10/25/01 8:34:00 PM
1,2,4-Trimethylbenzene	ND	2.0		µg/L	1	10/25/01 8:34:00 PM
sec-Butylbenzene	ND	2.0		µg/L	1	10/25/01 8:34:00 PM
4-Isopropyltoluene	ND	2.0		µg/L	1	10/25/01 8:34:00 PM
1,3-Dichlorobenzene	ND	2.0		µg/L	1	10/25/01 8:34:00 PM
1,4-Dichlorobenzene	ND	2.0		µg/L	1	10/25/01 8:34:00 PM
n-Butylbenzene	ND	2.0		µg/L	1	10/25/01 8:34:00 PM
1,2-Dichlorobenzene	ND	2.0		µg/L	1	10/25/01 8:34:00 PM
1,2-Dibromo-3-chloropropane	ND	5.0		µg/L	1	10/25/01 8:34:00 PM
1,2,4-Trichlorobenzene	ND	2.0		µg/L	1	10/25/01 8:34:00 PM
Hexachlorobutadiene	ND	2.0		µg/L	1	10/25/01 8:34:00 PM
Naphthalene	ND	5.0		µg/L	1	10/25/01 8:34:00 PM
1,2,3-Trichlorobenzene	ND	2.0		µg/L	1	10/25/01 8:34:00 PM

Qualifiers:

ND - Not Detected at the Reporting Limit
J - Analyte detected below quantitation limits
B - Analyte detected in the associated Method Blank
H - Method prescribed holding time exceeded
S - Spike Recovery outside accepted recovery limits
R - RPD outside accepted recovery limits
E - Value above quantitation range
- See Case Narrative
RL - Reporting Limit; defined as the lowest concentration the laboratory can accurately quantitate.

AMRO Environmental Laboratories Corp.

Date: *30-Oct-01*

CLIENT:	STV Incorporated	**Client Sample ID:**	TE-MW-1A-9
Lab Order:	0110175		
Project:	0710730 East Side Access	**Collection Date:**	10/16/01
Lab ID:	0110175-01B	**Matrix:**	AQUEOUS

Analyses	Result	RL	Qual	Units	DF	Date Analyzed
SEMIVOLATILE ORGANICS		**SW8270C**				Analyst: KD
Phenol	ND	10		µg/L	1	10/23/01 4:23:00 PM
Bis(2-chloroethyl)ether	ND	10		µg/L	1	10/23/01 4:23:00 PM
2-Chlorophenol	ND	10		µg/L	1	10/23/01 4:23:00 PM
1,3-Dichlorobenzene	ND	10		µg/L	1	10/23/01 4:23:00 PM
1,4-Dichlorobenzene	ND	10		µg/L	1	10/23/01 4:23:00 PM
Benzyl alcohol	ND	20		µg/L	1	10/23/01 4:23:00 PM
2-Methylphenol	ND	10		µg/L	1	10/23/01 4:23:00 PM
1,2-Dichlorobenzene	ND	10		µg/L	1	10/23/01 4:23:00 PM
Bis(2-chloroisopropyl)ether	ND	10		µg/L	1	10/23/01 4:23:00 PM
4-Methylphenol	ND	10		µg/L	1	10/23/01 4:23:00 PM
N-Nitrosodi-n-propylamine	ND	10		µg/L	1	10/23/01 4:23:00 PM
Hexachloroethane	ND	10		µg/L	1	10/23/01 4:23:00 PM
Nitrobenzene	ND	10		µg/L	1	10/23/01 4:23:00 PM
Isophorone	ND	10		µg/L	1	10/23/01 4:23:00 PM
2,4-Dimethylphenol	ND	10		µg/L	1	10/23/01 4:23:00 PM
Benzoic acid	ND	20		µg/L	1	10/23/01 4:23:00 PM
2-Nitrophenol	ND	10		µg/L	1	10/23/01 4:23:00 PM
Bis(2-chloroethoxy)methane	ND	10		µg/L	1	10/23/01 4:23:00 PM
2,4-Dichlorophenol	ND	10		µg/L	1	10/23/01 4:23:00 PM
1,2,4-Trichlorobenzene	ND	10		µg/L	1	10/23/01 4:23:00 PM
Naphthalene	ND	10		µg/L	1	10/23/01 4:23:00 PM
4-Chloroaniline	ND	10		µg/L	1	10/23/01 4:23:00 PM
Hexachlorobutadiene	ND	10		µg/L	1	10/23/01 4:23:00 PM
4-Chloro-3-methylphenol	ND	20		µg/L	1	10/23/01 4:23:00 PM
2-Methylnaphthalene	ND	10		µg/L	1	10/23/01 4:23:00 PM
Hexachlorocyclopentadiene	ND	10		µg/L	1	10/23/01 4:23:00 PM
2,4,6-Trichlorophenol	ND	10		µg/L	1	10/23/01 4:23:00 PM
2,4,5-Trichlorophenol	ND	10		µg/L	1	10/23/01 4:23:00 PM
2-Chloronaphthalene	ND	10		µg/L	1	10/23/01 4:23:00 PM
2-Nitroaniline	ND	20		µg/L	1	10/23/01 4:23:00 PM
Dimethyl phthalate	ND	10		µg/L	1	10/23/01 4:23:00 PM
2,6-Dinitrotoluene	ND	10		µg/L	1	10/23/01 4:23:00 PM
Acenaphthylene	ND	10		µg/L	1	10/23/01 4:23:00 PM
3-Nitroaniline	ND	20		µg/L	1	10/23/01 4:23:00 PM
4-Nitrophenol	ND	20		µg/L	1	10/23/01 4:23:00 PM
2,4-Dinitrophenol	ND	20		µg/L	1	10/23/01 4:23:00 PM
Acenaphthene	ND	10		µg/L	1	10/23/01 4:23:00 PM
2,4-Dinitrotoluene	ND	10		µg/L	1	10/23/01 4:23:00 PM

Qualifiers:

ND - Not Detected at the Reporting Limit
J - Analyte detected below quantitation limits
B - Analyte detected in the associated Method Blank
H - Method prescribed holding time exceeded
S - Spike Recovery outside accepted recovery limits
R - RPD outside accepted recovery limits
E - Value above quantitation range
- See Case Narrative
RL - Reporting Limit; defined as the lowest concentration the laboratory can accurately quantitate.

AMRO Environmental Laboratories Corp.

Date: *30-Oct-01*

CLIENT:	STV Incorporated	**Client Sample ID:**	TE-MW-1A-9
Lab Order:	0110175		
Project:	0710730 East Side Access	**Collection Date:**	10/16/01
Lab ID:	0110175-01B	**Matrix:**	AQUEOUS

Analyses	Result	RL	Qual	Units	DF	Date Analyzed
Dibenzofuran	ND	10		µg/L	1	10/23/01 4:23:00 PM
Diethyl phthalate	ND	10		µg/L	1	10/23/01 4:23:00 PM
4-Chlorophenyl phenyl ether	ND	10		µg/L	1	10/23/01 4:23:00 PM
Fluorene	ND	10		µg/L	1	10/23/01 4:23:00 PM
4-Nitroaniline	ND	20		µg/L	1	10/23/01 4:23:00 PM
4,6-Dinitro-2-methylphenol	ND	20		µg/L	1	10/23/01 4:23:00 PM
N-Nitrosodiphenylamine	ND	10		µg/L	1	10/23/01 4:23:00 PM
1,2-Diphenylhydrazine (as Azobenzene)	ND	10		µg/L	1	10/23/01 4:23:00 PM
4-Bromophenyl phenyl ether	ND	10		µg/L	1	10/23/01 4:23:00 PM
Hexachlorobenzene	ND	10		µg/L	1	10/23/01 4:23:00 PM
Pentachlorophenol	ND	20		µg/L	1	10/23/01 4:23:00 PM
Phenanthrene	ND	10		µg/L	1	10/23/01 4:23:00 PM
Anthracene	ND	10		µg/L	1	10/23/01 4:23:00 PM
Carbazole	ND	10		µg/L	1	10/23/01 4:23:00 PM
Di-n-butyl phthalate	ND	10		µg/L	1	10/23/01 4:23:00 PM
Fluoranthene	ND	10		µg/L	1	10/23/01 4:23:00 PM
Pyrene	ND	10		µg/L	1	10/23/01 4:23:00 PM
Butyl benzyl phthalate	ND	10		µg/L	1	10/23/01 4:23:00 PM
Bis(2-ethylhexyl)phthalate	ND	10		µg/L	1	10/23/01 4:23:00 PM
3,3'-Dichlorobenzidine	ND	10		µg/L	1	10/23/01 4:23:00 PM
Benz(a)anthracene	ND	10		µg/L	1	10/23/01 4:23:00 PM
Chrysene	ND	10		µg/L	1	10/23/01 4:23:00 PM
Di-n-octyl phthalate	ND	10		µg/L	1	10/23/01 4:23:00 PM
Benzo(b)fluoranthene	ND	10		µg/L	1	10/23/01 4:23:00 PM
Benzo(k)fluoranthene	ND	10		µg/L	1	10/23/01 4:23:00 PM
Benzo(a)pyrene	ND	10		µg/L	1	10/23/01 4:23:00 PM
Dibenz(a,h)anthracene	ND	10		µg/L	1	10/23/01 4:23:00 PM
Indeno(1,2,3-cd)pyrene	ND	10		µg/L	1	10/23/01 4:23:00 PM
Benzo(g,h,i)perylene	ND	10		µg/L	1	10/23/01 4:23:00 PM

Qualifiers:

ND - Not Detected at the Reporting Limit

J - Analyte detected below quantitation limits

B - Analyte detected in the associated Method Blank

H - Method prescribed holding time exceeded

S - Spike Recovery outside accepted recovery limits

R - RPD outside accepted recovery limits

E - Value above quantitation range

- See Case Narrative

RL - Reporting Limit; defined as the lowest concentration the laboratory can accurately quantitate.

AMRO Environmental Laboratories Corp.

Date: *30-Oct-01*

CLIENT:	STV Incorporated	**Client Sample ID:**	TE-MW-1A-11
Lab Order:	0110175		
Project:	0710730 East Side Access	**Collection Date:**	10/16/01
Lab ID:	0110175-02B	**Matrix:**	AQUEOUS

Analyses	Result	RL	Qual	Units	DF	Date Analyzed
SEMIVOLATILE ORGANICS		**SW8270C**				Analyst: KD
Phenol	ND	10		µg/L	1	10/23/01 4:50:00 PM
Bis(2-chloroethyl)ether	ND	10		µg/L	1	10/23/01 4:50:00 PM
2-Chlorophenol	ND	10		µg/L	1	10/23/01 4:50:00 PM
1,3-Dichlorobenzene	ND	10		µg/L	1	10/23/01 4:50:00 PM
1,4-Dichlorobenzene	ND	10		µg/L	1	10/23/01 4:50:00 PM
Benzyl alcohol	ND	20		µg/L	1	10/23/01 4:50:00 PM
2-Methylphenol	ND	10		µg/L	1	10/23/01 4:50:00 PM
1,2-Dichlorobenzene	ND	10		µg/L	1	10/23/01 4:50:00 PM
Bis(2-chloroisopropyl)ether	ND	10		µg/L	1	10/23/01 4:50:00 PM
4-Methylphenol	ND	10		µg/L	1	10/23/01 4:50:00 PM
N-Nitrosodi-n-propylamine	ND	10		µg/L	1	10/23/01 4:50:00 PM
Hexachloroethane	ND	10		µg/L	1	10/23/01 4:50:00 PM
Nitrobenzene	ND	10		µg/L	1	10/23/01 4:50:00 PM
Isophorone	ND	10		µg/L	1	10/23/01 4:50:00 PM
2,4-Dimethylphenol	ND	10		µg/L	1	10/23/01 4:50:00 PM
Benzoic acid	ND	20		µg/L	1	10/23/01 4:50:00 PM
2-Nitrophenol	ND	10		µg/L	1	10/23/01 4:50:00 PM
Bis(2-chloroethoxy)methane	ND	10		µg/L	1	10/23/01 4:50:00 PM
2,4-Dichlorophenol	ND	10		µg/L	1	10/23/01 4:50:00 PM
1,2,4-Trichlorobenzene	ND	10		µg/L	1	10/23/01 4:50:00 PM
Naphthalene	ND	10		µg/L	1	10/23/01 4:50:00 PM
4-Chloroaniline	ND	10		µg/L	1	10/23/01 4:50:00 PM
Hexachlorobutadiene	ND	10		µg/L	1	10/23/01 4:50:00 PM
4-Chloro-3-methylphenol	ND	20		µg/L	1	10/23/01 4:50:00 PM
2-Methylnaphthalene	ND	10		µg/L	1	10/23/01 4:50:00 PM
Hexachlorocyclopentadiene	ND	10		µg/L	1	10/23/01 4:50:00 PM
2,4,6-Trichlorophenol	ND	10		µg/L	1	10/23/01 4:50:00 PM
2,4,5-Trichlorophenol	ND	10		µg/L	1	10/23/01 4:50:00 PM
2-Chloronaphthalene	ND	10		µg/L	1	10/23/01 4:50:00 PM
2-Nitroaniline	ND	20		µg/L	1	10/23/01 4:50:00 PM
Dimethyl phthalate	ND	10		µg/L	1	10/23/01 4:50:00 PM
2,6-Dinitrotoluene	ND	10		µg/L	1	10/23/01 4:50:00 PM
Acenaphthylene	ND	10		µg/L	1	10/23/01 4:50:00 PM
3-Nitroaniline	ND	20		µg/L	1	10/23/01 4:50:00 PM
4-Nitrophenol	ND	20		µg/L	1	10/23/01 4:50:00 PM
2,4-Dinitrophenol	ND	20		µg/L	1	10/23/01 4:50:00 PM
Acenaphthene	ND	10		µg/L	1	10/23/01 4:50:00 PM
2,4-Dinitrotoluene	ND	10		µg/L	1	10/23/01 4:50:00 PM

Qualifiers:

ND - Not Detected at the Reporting Limit
J - Analyte detected below quantitation limits
B - Analyte detected in the associated Method Blank
H - Method prescribed holding time exceeded
S - Spike Recovery outside accepted recovery limits
R - RPD outside accepted recovery limits
E - Value above quantitation range
- See Case Narrative

RL - Reporting Limit; defined as the lowest concentration the laboratory can accurately quantitate.

AMRO Environmental Laboratories Corp.

Date: *30-Oct-01*

CLIENT:	STV Incorporated	**Client Sample ID:**	TE-MW-1A-11
Lab Order:	0110175		
Project:	0710730 East Side Access	**Collection Date:**	10/16/01
Lab ID:	0110175-02B	**Matrix:**	AQUEOUS

Analyses	Result	RL	Qual	Units	DF	Date Analyzed
Dibenzofuran	ND	10		µg/L	1	10/23/01 4:50:00 PM
Diethyl phthalate	ND	10		µg/L	1	10/23/01 4:50:00 PM
4-Chlorophenyl phenyl ether	ND	10		µg/L	1	10/23/01 4:50:00 PM
Fluorene	ND	10		µg/L	1	10/23/01 4:50:00 PM
4-Nitroaniline	ND	20		µg/L	1	10/23/01 4:50:00 PM
4,6-Dinitro-2-methylphenol	ND	20		µg/L	1	10/23/01 4:50:00 PM
N-Nitrosodiphenylamine	ND	10		µg/L	1	10/23/01 4:50:00 PM
1,2-Diphenylhydrazine (as Azobenzene)	ND	10		µg/L	1	10/23/01 4:50:00 PM
4-Bromophenyl phenyl ether	ND	10		µg/L	1	10/23/01 4:50:00 PM
Hexachlorobenzene	ND	10		µg/L	1	10/23/01 4:50:00 PM
Pentachlorophenol	ND	20		µg/L	1	10/23/01 4:50:00 PM
Phenanthrene	ND	10		µg/L	1	10/23/01 4:50:00 PM
Anthracene	ND	10		µg/L	1	10/23/01 4:50:00 PM
Carbazole	ND	10		µg/L	1	10/23/01 4:50:00 PM
Di-n-butyl phthalate	ND	10		µg/L	1	10/23/01 4:50:00 PM
Fluoranthene	ND	10		µg/L	1	10/23/01 4:50:00 PM
Pyrene	ND	10		µg/L	1	10/23/01 4:50:00 PM
Butyl benzyl phthalate	ND	10		µg/L	1	10/23/01 4:50:00 PM
Bis(2-ethylhexyl)phthalate	ND	10		µg/L	1	10/23/01 4:50:00 PM
3,3'-Dichlorobenzidine	ND	10		µg/L	1	10/23/01 4:50:00 PM
Benz(a)anthracene	ND	10		µg/L	1	10/23/01 4:50:00 PM
Chrysene	ND	10		µg/L	1	10/23/01 4:50:00 PM
Di-n-octyl phthalate	ND	10		µg/L	1	10/23/01 4:50:00 PM
Benzo(b)fluoranthene	ND	10		µg/L	1	10/23/01 4:50:00 PM
Benzo(k)fluoranthene	ND	10		µg/L	1	10/23/01 4:50:00 PM
Benzo(a)pyrene	ND	10		µg/L	1	10/23/01 4:50:00 PM
Dibenz(a,h)anthracene	ND	10		µg/L	1	10/23/01 4:50:00 PM
Indeno(1,2,3-cd)pyrene	ND	10		µg/L	1	10/23/01 4:50:00 PM
Benzo(g,h,i)perylene	ND	10		µg/L	1	10/23/01 4:50:00 PM

Qualifiers:

ND - Not Detected at the Reporting Limit

J - Analyte detected below quantitation limits

B - Analyte detected in the associated Method Blank

H - Method prescribed holding time exceeded

S - Spike Recovery outside accepted recovery limits

R - RPD outside accepted recovery limits

E - Value above quantitation range

- See Case Narrative

RL - Reporting Limit; defined as the lowest concentration the laboratory can accurately quantitate.

AMRO Environmental Laboratories Corp.

Date: *30-Oct-01*

CLIENT:	STV Incorporated	**Client Sample ID:**	TE-MW-1A-QA4
Lab Order:	0110175		
Project:	0710730 East Side Access	**Collection Date:**	10/16/01
Lab ID:	0110175-03B	**Matrix:**	AQUEOUS

Analyses	Result	RL	Qual	Units	DF	Date Analyzed
SEMIVOLATILE ORGANICS		**SW8270C**				Analyst: KD
Phenol	ND	10		µg/L	1	10/23/01 5:44:00 PM
Bis(2-chloroethyl)ether	ND	10		µg/L	1	10/23/01 5:44:00 PM
2-Chlorophenol	ND	10		µg/L	1	10/23/01 5:44:00 PM
1,3-Dichlorobenzene	ND	10		µg/L	1	10/23/01 5:44:00 PM
1,4-Dichlorobenzene	ND	10		µg/L	1	10/23/01 5:44:00 PM
Benzyl alcohol	ND	20		µg/L	1	10/23/01 5:44:00 PM
2-Methylphenol	ND	10		µg/L	1	10/23/01 5:44:00 PM
1,2-Dichlorobenzene	ND	10		µg/L	1	10/23/01 5:44:00 PM
Bis(2-chloroisopropyl)ether	ND	10		µg/L	1	10/23/01 5:44:00 PM
4-Methylphenol	ND	10		µg/L	1	10/23/01 5:44:00 PM
N-Nitrosodi-n-propylamine	ND	10		µg/L	1	10/23/01 5:44:00 PM
Hexachloroethane	ND	10		µg/L	1	10/23/01 5:44:00 PM
Nitrobenzene	ND	10		µg/L	1	10/23/01 5:44:00 PM
Isophorone	ND	10		µg/L	1	10/23/01 5:44:00 PM
2,4-Dimethylphenol	ND	10		µg/L	1	10/23/01 5:44:00 PM
Benzoic acid	ND	20		µg/L	1	10/23/01 5:44:00 PM
2-Nitrophenol	ND	10		µg/L	1	10/23/01 5:44:00 PM
Bis(2-chloroethoxy)methane	ND	10		µg/L	1	10/23/01 5:44:00 PM
2,4-Dichlorophenol	ND	10		µg/L	1	10/23/01 5:44:00 PM
1,2,4-Trichlorobenzene	ND	10		µg/L	1	10/23/01 5:44:00 PM
Naphthalene	ND	10		µg/L	1	10/23/01 5:44:00 PM
4-Chloroaniline	ND	10		µg/L	1	10/23/01 5:44:00 PM
Hexachlorobutadiene	ND	10		µg/L	1	10/23/01 5:44:00 PM
4-Chloro-3-methylphenol	ND	20		µg/L	1	10/23/01 5:44:00 PM
2-Methylnaphthalene	ND	10		µg/L	1	10/23/01 5:44:00 PM
Hexachlorocyclopentadiene	ND	10		µg/L	1	10/23/01 5:44:00 PM
2,4,6-Trichlorophenol	ND	10		µg/L	1	10/23/01 5:44:00 PM
2,4,5-Trichlorophenol	ND	10		µg/L	1	10/23/01 5:44:00 PM
2-Chloronaphthalene	ND	10		µg/L	1	10/23/01 5:44:00 PM
2-Nitroaniline	ND	20		µg/L	1	10/23/01 5:44:00 PM
Dimethyl phthalate	ND	10		µg/L	1	10/23/01 5:44:00 PM
2,6-Dinitrotoluene	ND	10		µg/L	1	10/23/01 5:44:00 PM
Acenaphthylene	ND	10		µg/L	1	10/23/01 5:44:00 PM
3-Nitroaniline	ND	20		µg/L	1	10/23/01 5:44:00 PM
4-Nitrophenol	ND	20		µg/L	1	10/23/01 5:44:00 PM
2,4-Dinitrophenol	ND	20		µg/L	1	10/23/01 5:44:00 PM
Acenaphthene	ND	10		µg/L	1	10/23/01 5:44:00 PM
2,4-Dinitrotoluene	ND	10		µg/L	1	10/23/01 5:44:00 PM

Qualifiers:

ND - Not Detected at the Reporting Limit

J - Analyte detected below quantitation limits

B - Analyte detected in the associated Method Blank

H - Method prescribed holding time exceeded

S - Spike Recovery outside accepted recovery limits

R - RPD outside accepted recovery limits

E - Value above quantitation range

- See Case Narrative

RL - Reporting Limit; defined as the lowest concentration the laboratory can accurately quantitate.

AMRO Environmental Laboratories Corp.

Date: *30-Oct-01*

CLIENT:	STV Incorporated	**Client Sample ID:**	TE-MW-1A-QA4
Lab Order:	0110175		
Project:	0710730 East Side Access	**Collection Date:**	10/16/01
Lab ID:	0110175-03B	**Matrix:**	AQUEOUS

Analyses	Result	RL	Qual	Units	DF	Date Analyzed
Dibenzofuran	ND	10		µg/L	1	10/23/01 5:44:00 PM
Diethyl phthalate	ND	10		µg/L	1	10/23/01 5:44:00 PM
4-Chlorophenyl phenyl ether	ND	10		µg/L	1	10/23/01 5:44:00 PM
Fluorene	ND	10		µg/L	1	10/23/01 5:44:00 PM
4-Nitroaniline	ND	20		µg/L	1	10/23/01 5:44:00 PM
4,6-Dinitro-2-methylphenol	ND	20		µg/L	1	10/23/01 5:44:00 PM
N-Nitrosodiphenylamine	ND	10		µg/L	1	10/23/01 5:44:00 PM
1,2-Diphenylhydrazine (as Azobenzene)	ND	10		µg/L	1	10/23/01 5:44:00 PM
4-Bromophenyl phenyl ether	ND	10		µg/L	1	10/23/01 5:44:00 PM
Hexachlorobenzene	ND	10		µg/L	1	10/23/01 5:44:00 PM
Pentachlorophenol	ND	20		µg/L	1	10/23/01 5:44:00 PM
Phenanthrene	ND	10		µg/L	1	10/23/01 5:44:00 PM
Anthracene	ND	10		µg/L	1	10/23/01 5:44:00 PM
Carbazole	ND	10		µg/L	1	10/23/01 5:44:00 PM
Di-n-butyl phthalate	ND	10		µg/L	1	10/23/01 5:44:00 PM
Fluoranthene	ND	10		µg/L	1	10/23/01 5:44:00 PM
Pyrene	ND	10		µg/L	1	10/23/01 5:44:00 PM
Butyl benzyl phthalate	ND	10		µg/L	1	10/23/01 5:44:00 PM
Bis(2-ethylhexyl)phthalate	ND	10		µg/L	1	10/23/01 5:44:00 PM
3,3'-Dichlorobenzidine	ND	10		µg/L	1	10/23/01 5:44:00 PM
Benz(a)anthracene	ND	10		µg/L	1	10/23/01 5:44:00 PM
Chrysene	ND	10		µg/L	1	10/23/01 5:44:00 PM
Di-n-octyl phthalate	ND	10		µg/L	1	10/23/01 5:44:00 PM
Benzo(b)fluoranthene	ND	10		µg/L	1	10/23/01 5:44:00 PM
Benzo(k)fluoranthene	ND	10		µg/L	1	10/23/01 5:44:00 PM
Benzo(a)pyrene	ND	10		µg/L	1	10/23/01 5:44:00 PM
Dibenz(a,h)anthracene	ND	10		µg/L	1	10/23/01 5:44:00 PM
Indeno(1,2,3-cd)pyrene	ND	10		µg/L	1	10/23/01 5:44:00 PM
Benzo(g,h,i)perylene	ND	10		µg/L	1	10/23/01 5:44:00 PM

Qualifiers:

ND - Not Detected at the Reporting Limit
J - Analyte detected below quantitation limits
B - Analyte detected in the associated Method Blank
H - Method prescribed holding time exceeded
S - Spike Recovery outside accepted recovery limits
R - RPD outside accepted recovery limits
E - Value above quantitation range
- See Case Narrative
RL - Reporting Limit; defined as the lowest concentration the laboratory can accurately quantitate.

AMRO Environmental Laboratories Corp.

Date: *30-Oct-01*

CLIENT:	STV Incorporated	**Client Sample ID:**	TE-MW-1A-12
Lab Order:	0110175		
Project:	0710730 East Side Access	**Collection Date:**	10/16/01
Lab ID:	0110175-04B	**Matrix:**	AQUEOUS

Analyses	Result	RL	Qual	Units	DF	Date Analyzed
SEMIVOLATILE ORGANICS		**SW8270C**				Analyst: KD
Phenol	ND	10		µg/L	1	10/23/01 6:12:00 PM
Bis(2-chloroethyl)ether	ND	10		µg/L	1	10/23/01 6:12:00 PM
2-Chlorophenol	ND	10		µg/L	1	10/23/01 6:12:00 PM
1,3-Dichlorobenzene	ND	10		µg/L	1	10/23/01 6:12:00 PM
1,4-Dichlorobenzene	ND	10		µg/L	1	10/23/01 6:12:00 PM
Benzyl alcohol	ND	20		µg/L	1	10/23/01 6:12:00 PM
2-Methylphenol	ND	10		µg/L	1	10/23/01 6:12:00 PM
1,2-Dichlorobenzene	ND	10		µg/L	1	10/23/01 6:12:00 PM
Bis(2-chloroisopropyl)ether	ND	10		µg/L	1	10/23/01 6:12:00 PM
4-Methylphenol	ND	10		µg/L	1	10/23/01 6:12:00 PM
N-Nitrosodi-n-propylamine	ND	10		µg/L	1	10/23/01 6:12:00 PM
Hexachloroethane	ND	10		µg/L	1	10/23/01 6:12:00 PM
Nitrobenzene	ND	10		µg/L	1	10/23/01 6:12:00 PM
Isophorone	ND	10		µg/L	1	10/23/01 6:12:00 PM
2,4-Dimethylphenol	ND	10		µg/L	1	10/23/01 6:12:00 PM
Benzoic acid	ND	20		µg/L	1	10/23/01 6:12:00 PM
2-Nitrophenol	ND	10		µg/L	1	10/23/01 6:12:00 PM
Bis(2-chloroethoxy)methane	ND	10		µg/L	1	10/23/01 6:12:00 PM
2,4-Dichlorophenol	ND	10		µg/L	1	10/23/01 6:12:00 PM
1,2,4-Trichlorobenzene	ND	10		µg/L	1	10/23/01 6:12:00 PM
Naphthalene	ND	10		µg/L	1	10/23/01 6:12:00 PM
4-Chloroaniline	ND	10		µg/L	1	10/23/01 6:12:00 PM
Hexachlorobutadiene	ND	10		µg/L	1	10/23/01 6:12:00 PM
4-Chloro-3-methylphenol	ND	20		µg/L	1	10/23/01 6:12:00 PM
2-Methylnaphthalene	ND	10		µg/L	1	10/23/01 6:12:00 PM
Hexachlorocyclopentadiene	ND	10		µg/L	1	10/23/01 6:12:00 PM
2,4,6-Trichlorophenol	ND	10		µg/L	1	10/23/01 6:12:00 PM
2,4,5-Trichlorophenol	ND	10		µg/L	1	10/23/01 6:12:00 PM
2-Chloronaphthalene	ND	10		µg/L	1	10/23/01 6:12:00 PM
2-Nitroaniline	ND	20		µg/L	1	10/23/01 6:12:00 PM
Dimethyl phthalate	ND	10		µg/L	1	10/23/01 6:12:00 PM
2,6-Dinitrotoluene	ND	10		µg/L	1	10/23/01 6:12:00 PM
Acenaphthylene	ND	10		µg/L	1	10/23/01 6:12:00 PM
3-Nitroaniline	ND	20		µg/L	1	10/23/01 6:12:00 PM
4-Nitrophenol	ND	20		µg/L	1	10/23/01 6:12:00 PM
2,4-Dinitrophenol	ND	20		µg/L	1	10/23/01 6:12:00 PM
Acenaphthene	ND	10		µg/L	1	10/23/01 6:12:00 PM
2,4-Dinitrotoluene	ND	10		µg/L	1	10/23/01 6:12:00 PM

Qualifiers:

ND - Not Detected at the Reporting Limit
J - Analyte detected below quantitation limits
B - Analyte detected in the associated Method Blank
H - Method prescribed holding time exceeded
S - Spike Recovery outside accepted recovery limits
R - RPD outside accepted recovery limits
E - Value above quantitation range
- See Case Narrative
RL - Reporting Limit; defined as the lowest concentration the laboratory can accurately quantitate.

AMRO Environmental Laboratories Corp.

Date: *30-Oct-01*

CLIENT:	STV Incorporated	**Client Sample ID:**	TE-MW-1A-12
Lab Order:	0110175		
Project:	0710730 East Side Access	**Collection Date:**	10/16/01
Lab ID:	0110175-04B	**Matrix:**	AQUEOUS

Analyses	Result	RL	Qual	Units	DF	Date Analyzed
Dibenzofuran	ND	10		µg/L	1	10/23/01 6:12:00 PM
Diethyl phthalate	ND	10		µg/L	1	10/23/01 6:12:00 PM
4-Chlorophenyl phenyl ether	ND	10		µg/L	1	10/23/01 6:12:00 PM
Fluorene	ND	10		µg/L	1	10/23/01 6:12:00 PM
4-Nitroaniline	ND	20		µg/L	1	10/23/01 6:12:00 PM
4,6-Dinitro-2-methylphenol	ND	20		µg/L	1	10/23/01 6:12:00 PM
N-Nitrosodiphenylamine	ND	10		µg/L	1	10/23/01 6:12:00 PM
1,2-Diphenylhydrazine (as Azobenzene)	ND	10		µg/L	1	10/23/01 6:12:00 PM
4-Bromophenyl phenyl ether	ND	10		µg/L	1	10/23/01 6:12:00 PM
Hexachlorobenzene	ND	10		µg/L	1	10/23/01 6:12:00 PM
Pentachlorophenol	ND	20		µg/L	1	10/23/01 6:12:00 PM
Phenanthrene	ND	10		µg/L	1	10/23/01 6:12:00 PM
Anthracene	ND	10		µg/L	1	10/23/01 6:12:00 PM
Carbazole	ND	10		µg/L	1	10/23/01 6:12:00 PM
Di-n-butyl phthalate	ND	10		µg/L	1	10/23/01 6:12:00 PM
Fluoranthene	ND	10		µg/L	1	10/23/01 6:12:00 PM
Pyrene	ND	10		µg/L	1	10/23/01 6:12:00 PM
Butyl benzyl phthalate	ND	10		µg/L	1	10/23/01 6:12:00 PM
Bis(2-ethylhexyl)phthalate	ND	10		µg/L	1	10/23/01 6:12:00 PM
3,3'-Dichlorobenzidine	ND	10		µg/L	1	10/23/01 6:12:00 PM
Benz(a)anthracene	ND	10		µg/L	1	10/23/01 6:12:00 PM
Chrysene	ND	10		µg/L	1	10/23/01 6:12:00 PM
Di-n-octyl phthalate	ND	10		µg/L	1	10/23/01 6:12:00 PM
Benzo(b)fluoranthene	ND	10		µg/L	1	10/23/01 6:12:00 PM
Benzo(k)fluoranthene	ND	10		µg/L	1	10/23/01 6:12:00 PM
Benzo(a)pyrene	ND	10		µg/L	1	10/23/01 6:12:00 PM
Dibenz(a,h)anthracene	ND	10		µg/L	1	10/23/01 6:12:00 PM
Indeno(1,2,3-cd)pyrene	ND	10		µg/L	1	10/23/01 6:12:00 PM
Benzo(g,h,i)perylene	ND	10		µg/L	1	10/23/01 6:12:00 PM

Qualifiers:

ND - Not Detected at the Reporting Limit
J - Analyte detected below quantitation limits
B - Analyte detected in the associated Method Blank
H - Method prescribed holding time exceeded
S - Spike Recovery outside accepted recovery limits
R - RPD outside accepted recovery limits
E - Value above quantitation range
- See Case Narrative
RL - Reporting Limit; defined as the lowest concentration the laboratory can accurately quantitate.

AMRO Environmental Laboratories Corp.

Date: *30-Oct-01*

CLIENT:	STV Incorporated	**Client Sample ID:**	TE-MW-2-16
Lab Order:	0110175		
Project:	0710730 East Side Access	**Collection Date:**	10/16/01
Lab ID:	0110175-05B	**Matrix:**	AQUEOUS

Analyses	Result	RL	Qual	Units	DF	Date Analyzed
SEMIVOLATILE ORGANICS		**SW8270C**				Analyst: **KD**
Phenol	ND	10		µg/L	1	10/23/01 6:39:00 PM
Bis(2-chloroethyl)ether	ND	10		µg/L	1	10/23/01 6:39:00 PM
2-Chlorophenol	ND	10		µg/L	1	10/23/01 6:39:00 PM
1,3-Dichlorobenzene	ND	10		µg/L	1	10/23/01 6:39:00 PM
1,4-Dichlorobenzene	ND	10		µg/L	1	10/23/01 6:39:00 PM
Benzyl alcohol	ND	20		µg/L	1	10/23/01 6:39:00 PM
2-Methylphenol	ND	10		µg/L	1	10/23/01 6:39:00 PM
1,2-Dichlorobenzene	ND	10		µg/L	1	10/23/01 6:39:00 PM
Bis(2-chloroisopropyl)ether	ND	10		µg/L	1	10/23/01 6:39:00 PM
4-Methylphenol	ND	10		µg/L	1	10/23/01 6:39:00 PM
N-Nitrosodi-n-propylamine	ND	10		µg/L	1	10/23/01 6:39:00 PM
Hexachloroethane	ND	10		µg/L	1	10/23/01 6:39:00 PM
Nitrobenzene	ND	10		µg/L	1	10/23/01 6:39:00 PM
Isophorone	ND	10		µg/L	1	10/23/01 6:39:00 PM
2,4-Dimethylphenol	ND	10		µg/L	1	10/23/01 6:39:00 PM
Benzoic acid	ND	20		µg/L	1	10/23/01 6:39:00 PM
2-Nitrophenol	ND	10		µg/L	1	10/23/01 6:39:00 PM
Bis(2-chloroethoxy)methane	ND	10		µg/L	1	10/23/01 6:39:00 PM
2,4-Dichlorophenol	ND	10		µg/L	1	10/23/01 6:39:00 PM
1,2,4-Trichlorobenzene	ND	10		µg/L	1	10/23/01 6:39:00 PM
Naphthalene	ND	10		µg/L	1	10/23/01 6:39:00 PM
4-Chloroaniline	ND	10		µg/L	1	10/23/01 6:39:00 PM
Hexachlorobutadiene	ND	10		µg/L	1	10/23/01 6:39:00 PM
4-Chloro-3-methylphenol	ND	20		µg/L	1	10/23/01 6:39:00 PM
2-Methylnaphthalene	ND	10		µg/L	1	10/23/01 6:39:00 PM
Hexachlorocyclopentadiene	ND	10		µg/L	1	10/23/01 6:39:00 PM
2,4,6-Trichlorophenol	ND	10		µg/L	1	10/23/01 6:39:00 PM
2,4,5-Trichlorophenol	ND	10		µg/L	1	10/23/01 6:39:00 PM
2-Chloronaphthalene	ND	10		µg/L	1	10/23/01 6:39:00 PM
2-Nitroaniline	ND	20		µg/L	1	10/23/01 6:39:00 PM
Dimethyl phthalate	ND	10		µg/L	1	10/23/01 6:39:00 PM
2,6-Dinitrotoluene	ND	10		µg/L	1	10/23/01 6:39:00 PM
Acenaphthylene	ND	10		µg/L	1	10/23/01 6:39:00 PM
3-Nitroaniline	ND	20		µg/L	1	10/23/01 6:39:00 PM
4-Nitrophenol	ND	20		µg/L	1	10/23/01 6:39:00 PM
2,4-Dinitrophenol	ND	20		µg/L	1	10/23/01 6:39:00 PM
Acenaphthene	ND	10		µg/L	1	10/23/01 6:39:00 PM
2,4-Dinitrotoluene	ND	10		µg/L	1	10/23/01 6:39:00 PM

Qualifiers:

ND - Not Detected at the Reporting Limit
J - Analyte detected below quantitation limits
B - Analyte detected in the associated Method Blank
H - Method prescribed holding time exceeded
S - Spike Recovery outside accepted recovery limits
R - RPD outside accepted recovery limits
E - Value above quantitation range
- See Case Narrative
RL - Reporting Limit; defined as the lowest concentration the laboratory can accurately quantitate.

AMRO Environmental Laboratories Corp.

Date: *30-Oct-01*

CLIENT:	STV Incorporated	**Client Sample ID:**	TE-MW-2-16
Lab Order:	0110175		
Project:	0710730 East Side Access	**Collection Date:**	10/16/01
Lab ID:	0110175-05B	**Matrix:**	AQUEOUS

Analyses	Result	RL	Qual	Units	DF	Date Analyzed
Dibenzofuran	ND	10		µg/L	1	10/23/01 6:39:00 PM
Diethyl phthalate	ND	10		µg/L	1	10/23/01 6:39:00 PM
4-Chlorophenyl phenyl ether	ND	10		µg/L	1	10/23/01 6:39:00 PM
Fluorene	ND	10		µg/L	1	10/23/01 6:39:00 PM
4-Nitroaniline	ND	20		µg/L	1	10/23/01 6:39:00 PM
4,6-Dinitro-2-methylphenol	ND	20		µg/L	1	10/23/01 6:39:00 PM
N-Nitrosodiphenylamine	ND	10		µg/L	1	10/23/01 6:39:00 PM
1,2-Diphenylhydrazine (as Azobenzene)	ND	10		µg/L	1	10/23/01 6:39:00 PM
4-Bromophenyl phenyl ether	ND	10		µg/L	1	10/23/01 6:39:00 PM
Hexachlorobenzene	ND	10		µg/L	1	10/23/01 6:39:00 PM
Pentachlorophenol	ND	20		µg/L	1	10/23/01 6:39:00 PM
Phenanthrene	ND	10		µg/L	1	10/23/01 6:39:00 PM
Anthracene	ND	10		µg/L	1	10/23/01 6:39:00 PM
Carbazole	ND	10		µg/L	1	10/23/01 6:39:00 PM
Di-n-butyl phthalate	ND	10		µg/L	1	10/23/01 6:39:00 PM
Fluoranthene	ND	10		µg/L	1	10/23/01 6:39:00 PM
Pyrene	ND	10		µg/L	1	10/23/01 6:39:00 PM
Butyl benzyl phthalate	ND	10		µg/L	1	10/23/01 6:39:00 PM
Bis(2-ethylhexyl)phthalate	ND	10		µg/L	1	10/23/01 6:39:00 PM
3,3'-Dichlorobenzidine	ND	10		µg/L	1	10/23/01 6:39:00 PM
Benz(a)anthracene	ND	10		µg/L	1	10/23/01 6:39:00 PM
Chrysene	ND	10		µg/L	1	10/23/01 6:39:00 PM
Di-n-octyl phthalate	ND	10		µg/L	1	10/23/01 6:39:00 PM
Benzo(b)fluoranthene	ND	10		µg/L	1	10/23/01 6:39:00 PM
Benzo(k)fluoranthene	ND	10		µg/L	1	10/23/01 6:39:00 PM
Benzo(a)pyrene	ND	10		µg/L	1	10/23/01 6:39:00 PM
Dibenz(a,h)anthracene	ND	10		µg/L	1	10/23/01 6:39:00 PM
Indeno(1,2,3-cd)pyrene	ND	10		µg/L	1	10/23/01 6:39:00 PM
Benzo(g,h,i)perylene	ND	10		µg/L	1	10/23/01 6:39:00 PM

Qualifiers:

ND - Not Detected at the Reporting Limit
J - Analyte detected below quantitation limits
B - Analyte detected in the associated Method Blank
H - Method prescribed holding time exceeded
S - Spike Recovery outside accepted recovery limits
R - RPD outside accepted recovery limits
E - Value above quantitation range
- See Case Narrative
RL - Reporting Limit; defined as the lowest concentration the laboratory can accurately quantitate.

AMRO Environmental Laboratories Corp.

30-Oct-01

Lab Order: 0110175
Client: STV Incorporated
Project: 0710730 East Side Access

DATES REPORT

Sample ID	Client Sample ID	Collection Date	Matrix	Test Name	TCLP Date	Prep Date	Analysis Date
0110175-01A	TE-MW-1A-9	10/16/01	Aqueous	VOLATILES by GC/MS		10/25/01	10/25/01
0110175-01B				SEMIVOLATILE ORGANICS, Aqueous		10/22/01	10/23/01
0110175-01C				ARSENIC, Total		10/19/01	10/22/01
				ICP METALS, TOTAL		10/19/01	10/22/01
				LEAD, Total		10/19/01	10/22/01
				MERCURY, Total		10/19/01	10/22/01
				SELENIUM, Total		10/19/01	10/22/01
				THALLIUM, Total		10/19/01	10/22/01
0110175-01D				ARSENIC, Dissolved		10/19/01	10/22/01
				ICP METALS, DISSOLVED		10/19/01	10/22/01
				LEAD, Dissolved		10/19/01	10/22/01
				MERCURY, Dissolved		10/19/01	10/22/01
				SELENIUM, Dissolved		10/19/01	10/22/01
				THALLIUM, Dissolved		10/19/01	10/22/01
0110175-02A	TE-MW-1A-11			VOLATILES by GC/MS		10/25/01	10/25/01
				VOLATILES by GC/MS		10/26/01	10/26/01
				VOLATILES by GC/MS		10/29/01	10/29/01
0110175-02B				SEMIVOLATILE ORGANICS, Aqueous		10/22/01	10/23/01
0110175-02C				ARSENIC, Total		10/19/01	10/22/01
				ICP METALS, TOTAL		10/19/01	10/22/01
				LEAD, Total		10/19/01	10/22/01
				MERCURY, Total		10/19/01	10/22/01
				SELENIUM, Total		10/19/01	10/22/01
				THALLIUM, Total		10/19/01	10/22/01
0110175-02D				ARSENIC, Dissolved		10/19/01	10/22/01
				ICP METALS, DISSOLVED		10/19/01	10/22/01
				LEAD, Dissolved		10/19/01	10/22/01
				MERCURY, Dissolved		10/19/01	10/22/01

AMRO Environmental Laboratories Corp.

30-Oct-01

Lab Order: 0110175
Client: STV Incorporated
Project: 0710730 East Side Access

DATES REPORT

Sample ID	Client Sample ID	Collection Date	Matrix	Test Name	TCLP Date	Prep Date	Analysis Date
0110175-02D	TE-MW-1A-11	10/16/01	Aqueous	SELENIUM, Dissolved		10/19/01	10/22/01
				THALLIUM, Dissolved		10/19/01	10/22/01
0110175-03A	TE-MW-1A-QA4			VOLATILES by GC/MS		10/25/01	10/25/01
				VOLATILES by GC/MS		10/26/01	10/26/01
0110175-03B				SEMIVOLATILE ORGANICS, Aqueous		10/22/01	10/23/01
0110175-03C				ARSENIC, Total		10/19/01	10/22/01
				ICP METALS, TOTAL		10/19/01	10/22/01
				LEAD, Total		10/19/01	10/22/01
				MERCURY, Total		10/19/01	10/22/01
				SELENIUM, Total		10/19/01	10/22/01
				THALLIUM, Total		10/19/01	10/22/01
0110175-03D				ARSENIC, Dissolved		10/19/01	10/22/01
				ICP METALS, DISSOLVED		10/19/01	10/22/01
				LEAD, Dissolved		10/19/01	10/22/01
				MERCURY, Dissolved		10/19/01	10/22/01
				SELENIUM, Dissolved		10/19/01	10/22/01
				THALLIUM, Dissolved		10/19/01	10/22/01
0110175-04A	TE-MW-1A-12			VOLATILES by GC/MS		10/26/01	10/26/01
				VOLATILES by GC/MS		10/25/01	10/25/01
0110175-04B				SEMIVOLATILE ORGANICS, Aqueous		10/22/01	10/23/01
0110175-04C				ARSENIC, Total		10/19/01	10/22/01
				ICP METALS, TOTAL		10/19/01	10/22/01
				LEAD, Total		10/19/01	10/22/01
				MERCURY, Total		10/19/01	10/22/01
				SELENIUM, Total		10/19/01	10/22/01
				THALLIUM, Total		10/19/01	10/22/01
0110175-04D				ARSENIC, Dissolved		10/19/01	10/22/01
				ICP METALS, DISSOLVED		10/19/01	10/22/01

AMRO Environmental Laboratories Corp.

30-Oct-01

Lab Order: 0110175
Client: STV Incorporated
Project: 0710730 East Side Access

DATES REPORT

Sample ID	Client Sample ID	Collection Date	Matrix	Test Name	TCLP Date	Prep Date	Analysis Date
0110175-04D	TE-MW-1A-12	10/16/01	Aqueous	LEAD, Dissolved		10/19/01	10/22/01
				MERCURY, Dissolved		10/19/01	10/22/01
				SELENIUM, Dissolved		10/19/01	10/22/01
				THALLIUM, Dissolved		10/19/01	10/22/01
0110175-05A	TE-MW-2-16			VOLATILES by GC/MS		10/25/01	10/25/01
0110175-05B				SEMIVOLATILE ORGANICS, Aqueous		10/22/01	10/23/01
0110175-05C				ARSENIC, Total		10/19/01	10/22/01
				ICP METALS, TOTAL		10/19/01	10/22/01
				LEAD, Total		10/19/01	10/22/01
				MERCURY, Total		10/19/01	10/22/01
				SELENIUM, Total		10/19/01	10/22/01
				THALLIUM, Total		10/19/01	10/22/01
0110175-05D				ARSENIC, Dissolved		10/19/01	10/22/01
				ICP METALS, DISSOLVED		10/19/01	10/22/01
				LEAD, Dissolved		10/19/01	10/22/01
				MERCURY, Dissolved		10/19/01	10/22/01
				SELENIUM, Dissolved		10/19/01	10/22/01
				THALLIUM, Dissolved		10/19/01	10/22/01

AMRO Environmental Laboratories Corporation

SAMPLE RECEIPT CHECKLIST

111 Herrick Stree
Merrimack, NH 0305
(603) 424-202

Client: STV
Project Name: 0710730 East Side Access
Ship via: (circle one) Fed Ex., UPS, AMRO Courier, Hand Del., Other Courier, Other:

AMRO ID: 0110175
Date Rec.: 10-17-01
Date Due: 10-29-01

Items to be Checked Upon Receipt	Yes	No	NA	Comments
1. Army Samples received in individual plastic bags?			✓	
2. Custody Seals present?			✓	
3. Custody Seals Intact?			✓	
4. Air Bill included in folder if received?	✓			
5. Is COC included with samples?	✓			
6. Is COC signed and dated by client?	✓			
7. Laboratory receipt temperature. TEMP = 2°, 2.5°				
Samples rec. with ice ✓ ice packs___ neither___				
8. Were samples received the same day they were sampled?		✓		
Is client temperature 4°C ± 2°C?	✓			
If no obtain authorization from the client for the analyses.				
Client authorization from: Date: Obtained by:				
9. Is the COC filled out correctly and completely?	✓			
10. Does the info on the COC match the samples?	✓			
11. Were samples rec. within holding time?	✓			
12. Were all samples properly labeled?	✓			
13. Were all samples properly preserved?	✓			
14. Were proper sample containers used?	✓			
15. Were all samples received intact? (none broken or leaking)	✓			
16. Were VOA vials rec. with no air bubbles?	✓			
17. Were the sample volumes sufficient for requested analysis?	✓			
18. Were all samples received?	✓			
19. VPH and VOA Soils only:			✓	
Sampling Method VPH (circle one): M=Methanol, E=EnCore (air-tight container)				
Sampling Method VOA (circle one): M=Methanol, SB=Sodium Bisulfate, E=EnCore, B=Bulk				
If M or SB:				
Does preservative cover the soil?				
If NO then client must be faxed.				
Does preservation level come close to the fill line on the vial?				
If NO then client must be faxed.				
Were vials provided by AMRO?				
If NO then weights MUST be obtained from client				
Was dry weight aliquot provided?				
If NO then fax client and inform the VOA lab ASAP.				
20. Subcontracted Samples:			✓	
What samples sent:				
Where sent:				
Date:				
Analysis:				
TAT:				
21. Information entered into:				
Internal Tracking Log?	✓			
Dry Weight Log?			✓	
Client Log?			✓	
Composite Log?			✓	
Filtration Log?			✓	

Received By: MG Date: 10-17-01 Logged in By: CC Date: 10-18-01
Labeled By: CC Date: 10-18-01 Checked By: [illegible] Date: 10-18-01

AMRO Environmental
Laboratories Corporation

111 Herrick Street
Merrimack, NH 03054
(603) 424-2022

Please Circle if:
Sample= Soil
Sample= Waste

Sample ID	Analysis	Volume Sample	Preserv. Listed	Initial pH	Acceptable? Y or N	List Preserv. Added by AMRO	Solution ID # of Preserv.	Volume Preservative Added	Final adjust pH
01A -05A	VOC	3-44ml	HCl	—	—				
01B	SVOC	2-1LA	—	7.5	Y				
02B, 04B-05B	SVOC	2-1LA	—	8	Y				
03B	SVOC	2-1LA	7	7	Y				
01C-05C	T TAL	1-500P	HNO_3	<2	Y				
01D-	D TAL	1-500P	—	7.5	N	} to be filtered and preserved @ lab			
02D, 04D-05D	D-TAL	1-500P	—	8	N				
03D	D-TAL	1-500 P	—	7	N				

pH Checked By: CC Date: 10-18-01 pH adjusted By: Date:

AMRO Environmental Laboratories Corporation

111 Herrick Street, Merrimack, NH 03054
TEL: (603) 424-2022 · FAX: (603) 429-8496

October 30, 2001

Jeff Butler
STV Incorporated
225 Park Avenue South
New York, NY 10003
TEL: (212) 777-4400
FAX: (212) 529-5237

RE: 0710730 East Side Access

Order No.: 0110183

Dear Jeff Butler:

AMRO Environmental Laboratories Corp. received 3 samples on 10/18/01 for the analyses presented in the following report.

AMRO operates a Quality Assurance Program which meets or exceeds National Environmental Laboratory Accreditation Conference (NELAC), state, and EPA requirements. A copy of the appropriate state and/or NELAC Certificate is attached.

The enclosed Sample Receipt Checklist details the condition of your sample(s) upon receipt. Please be advised that any unused sample volume and sample extracts will be stored for a period of thirty (30) days from this report date. After this time, AMRO will properly dispose of the remaining sample(s). If you require further analysis, or need the samples held for a longer period, please contact us immediately.

This report consists of a total of 28 pages. This letter is an integral part of your data report. If you have any questions regarding this project in the future, please refer to the Order Number above.

Sincerely,

Nancy Stewart
Vice President / Lab Director

NEW YORK STATE DEPARTMENT OF HEALTH
WADSWORTH CENTER
Antonia C. Novello, M.D., M.P.H., Dr.P.H. Commissioner

Expires 12:01 AM April 01, 2002
Issued September 17, 2001

CERTIFICATE OF APPROVAL FOR LABORATORY SERVICE

Issued in accordance with and pursuant to section 502 Public Health Law of New York State

MS. NANCY STEWART
AMRO ENVIRONMENTAL LAB CORP
111 HERRICK STREET
MERRIMACK NH 03054 USA

NY Lab Id No: 11278
EPA Lab Code: NH00012

is hereby APPROVED as an Environmental Laboratory for the category
ENVIRONMENTAL ANALYSES NON POTABLE WATER
All approved subcategories and/or analytes are listed below:

Wastewater Miscellaneous

Surfactant (MBAS)	Method Not Specified

Serial No.: 13877

Property of the New York State Department of Health. Valid only at the address shown. Must be conspicuously posted. Valid certificates have a raised seal and may be verified by calling (518)485-5570.

DOH-3317 (3/97)

NEW YORK STATE DEPARTMENT OF HEALTH
WADSWORTH CENTER
Antonia C. Novello, M.D., M.P.H., Dr.P.H. Commissioner

Expires 12:01 AM April 01, 2002
Issued September 17, 2001

CERTIFICATE OF APPROVAL FOR LABORATORY SERVICE

Issued in accordance with and pursuant to section 502 Public Health Law of New York State

MS. NANCY STEWART
AMRO ENVIRONMENTAL LAB CORP
111 HERRICK STREET
MERRIMACK NH 03054 USA

NY Lab Id No: 11278
EPA Lab Code: NH00012

is hereby APPROVED as an Environmental Laboratory for the category
ENVIRONMENTAL ANALYSES NON POTABLE WATER
All approved subcategories and/or analytes are listed below:

Acrolein and Acrylonitrile

Acrolein	Method Not Specified
Acrylonitrile	Method Not Specified

Chlorinated Hydrocarbon Pesticides

Methoxychlor	Method Not Specified
Toxaphene	Method Not Specified

Mineral

Calcium Hardness	Method Not Specified

Nutrient

Nitrite (as N)	Method Not Specified

Polynuclear Aromatics

Acenaphthylene	Method Not Specified
Benzo(ghi)perylene	Method Not Specified
Benzo(k)fluoranthene	Method Not Specified
Dibenzo(a,h)anthracene	Method Not Specified
Fluorene	Method Not Specified
Naphthalene	Method Not Specified
Phenanthrene	Method Not Specified

Priority Pollutant Phenols

2,4,5-Trichlorophenol	Method Not Specified

Purgeable Aromatics

Chlorobenzene	Method Not Specified

Purgeable Aromatics

Total Xylenes	Method Not Specified

Purgeable Halocarbons

2-Chloroethylvinyl ether	Method Not Specified
cis-1,3-Dichloropropene	Method Not Specified
Dibromochloromethane	Method Not Specified
Dichlorodifluoromethane	Method Not Specified

TCLP Additional Compounds

Cresol	Method Not Specified
Methylethyl ketone (2-butanone	Method Not Specified
Pyridine	Method Not Specified

Wastewater Metals II

Chromium VI	Method Not Specified

Wastewater Metals III

Gold, Total	Method Not Specified
Palladium, Total	Method Not Specified
Platinum, Total	Method Not Specified
Tin, Total	Method Not Specified
Titanium, Total	Method Not Specified

Wastewater Miscellaneous

Color	Method Not Specified
Corrosivity	Method Not Specified
Sulfide (as S)	Method Not Specified

Serial No.: 13877

roperty of the New York State Department of Health. Valid only at the address shown.
Must be conspicuously posted. Valid certificates have a raised seal and may be verified by calling (518)485-5570.

DOH-3317 (3/97)

2'

AM[illegible] Environmental Laboratories Corporation
11[illegible]rrick Street
Merrimack, NH 03054

CHAIN-OF-C[illegible]ODY RECORD

38503

Office: (603) [illegible]2022
Fax: (60[illegible]9-8496

26

Project No.: 0710730	Project Name: East Side Access	Project Manager: J. Butler	Samplers (Signature): [illegible]	AMRO Project No.: 0110183
	Project State:		Ram[illegible]	

Sample ID	Date/Time Sampled	Matrix (A= Air, S= Soil, GW= Ground W., WW= Waste W., DW= Drinking W., O= Oil, Other= Specify)	Total # of Cont. & Size	TCL VOCs	TCL SVOCs	TAL Metals	Remarks
TE-MW-1A-10	10/17 1115	GW	2x1L amb		X		
↓	↓	GW	3xVOA	X			
↓	↓	GW	2x16oz pl			X	
TE-MW-2-15	10/17 1130	GW	2x1L amb		X		
↓	↓	GW	3xVOA	X			
↓	↓	GW	2x16oz pl			X	
TE-MW-2-17	10/17 1230	GW	2x1L amb		X		
↓	↓	GW	3xVOA	X			
↓	↓	GW	2x16oz			X	

Preservative: Cl-HCl, MeOH, N-HN03, S-H2SO4, Na-NaOH, O- Other

Container Type: P- Plastic, G-Glass, V-Vial, T-Teflon, O-Other

Please print clearly, legibly and completely. Samples can not be logged in and the turnaround time clock will not start until any ambiguities are resolved.

FAX No.:

NOTES: Preservatives, Special reporting limits, Known Contamination, etc;

Send Results To: Jeff Butler
225 Park Ave South
NY NY 10003

Seal Intact? Yes No N/A

GW-1 ___ GW-2 ___ GW-3 ___

MCP Level Needed:

P.O. No:

Results Needed By:

Relinquished By	Date/ Time	Received By	Date/Time
P. Ollen	10/17 1400		
		C Cearley	10/18/01 0950

PRIORITY TURNAROUND TIME AUTHORIZATION
Before submitting samples for expedited TAT, you must have requested in advance and received a coded TAT AUTHORIZATION NUMBER
AUTHORIZATION No. ___ BY: ___

SHEET ___ OF ___

White: Lab Copy Yellow: Accompanies Report Pink: Client Copy

25

AMRO Environmental
Laboratories Corporation

111 Herrick Street
Merrimack, NH 03054
(603) 424-2022

Please Circle if:
Sample= Soil
Sample= Waste

Sample ID	Analysis	Volume Sample	Preserv. Listed	Initial pH	Acceptable? Y or N	List Preserv. Added by AMRO	Solution ID # of Preserv.	Volume Preservative Added	Fi adju p
0110183-01A	VOA	3x40mL	HCL	—	Y				
-01B	SVOA	2x1L Amb	—	6	Y	~~will be Filtered + Pres. by lab GG~~			
-01C	metals.	1x500ml Pl	HNO_3	1	Y				
-01D	metals need Filter + Pres.	1x500ml PL	—	6	Y	will be Filtered + Pres		by lab	
-02A	VOA	3x40ml	HCL	—	Y				
-02B	SVOC	2x1L Amb	—	6	Y				
-02C	metals	1x500ml Pl	HNO_3	1	Y				
-02D	metals need to be Filter + Pres	1x500ml PL	—	6	Y	will be Filtered + Pres by		lab	
-03A	VOA	3x40mL	HCL	—	Y				
-03B	SVOC	2x1L Amb.	—	6	Y				
-03C	metals	1x500ml Pl	HNO_3	1	Y				
-03D	metals need to be Filter + Pres	1x500ml PL	—	6	Y	will be Filtered + Pres		by lab.	

pH Checked By: GG Date: 10/18/01 pH adjusted By: Date:

2

AMRO Environmental Laboratories Corporation

SAMPLE RECEIPT CHECKLIST

111 Herrick Street
Merrimack, NH 03054
(603) 424-2022

Client: STV
Project Name: East Side Access
Ship via: (circle one) Fed Ex., UPS, AMRO Courier, Hand Del., Other Courier, Other:

AMRO ID: 0110183
Date Rec.: 10-18-01
Date Due: 10-30-01

Items to be Checked Upon Receipt	Yes	No	NA	Comments
1. Army Samples received in individual plastic bags?	✓			
2. Custody Seals present?	✓			
3. Custody Seals Intact?	✓			
4. Air Bill included in folder if received?	✓			
5. Is COC included with samples?	✓			
6. Is COC signed and dated by client?	✓			
7. Laboratory receipt temperature. TEMP = 3°C				
Samples rec. with ice ✓ ice packs___ neither___				
8. Were samples received the same day they were sampled?		✓		
Is client temperature 4°C ± 2°C?	✓			
If no obtain authorization from the client for the analyses.				
Client authorization from: Date: Obtained by:				
9. Is the COC filled out correctly and completely?	✓	✓		1 set of metals needs to be P res. Not written on chain.
10. Does the info on the COC match the samples?	✓	✓		
11. Were samples rec. within holding time?	✓			
12. Were all samples properly labeled?	✓			
13. Were all samples properly preserved?	✓			
14. Were proper sample containers used?	✓			
15. Were all samples received intact? (none broken or leaking)	✓			
16. Were VOA vials rec. with no air bubbles?	✓			
17. Were the sample volumes sufficient for requested analysis?	✓			
18. Were all samples received?	✓			
19. VPH and VOA Soils only:			✓	
Sampling Method VPH (circle one): M=Methanol, E=EnCore (air-tight container)				
Sampling Method VOA (circle one): M=Methanol, SB=Sodium Bisulfate, E=EnCore, B=Bulk				
If M or SB:				
Does preservative cover the soil?				
If NO then client must be faxed.				
Does preservation level come close to the fill line on the vial?				
If NO then client must be faxed.				
Were vials provided by AMRO?				
If NO then weights MUST be obtained from client				
Was dry weight aliquot provided?				
If NO then fax client and inform the VOA lab ASAP.				
20. Subcontracted Samples:			✓	
What samples sent:				
Where sent:				
Date:				
Analysis:				
TAT:				
21. Information entered into:				
Internal Tracking Log?	✓			
Dry Weight Log?			✓	
Client Log?			✓	
Composite Log?			✓	
Filtration Log?			✓	

Received By: CC Date: 10-18-01 Logged in By: CC Date: 10-18-01
Labeled By: CC Date: 10-18-01 Checked By: [illegible] Date: 10-18-01

AMRO Environmental Laboratories Corp.

30-Oct-01

Lab Order: 0110183
Client: STV Incorporated
Project: 0710730 East Side Access

DATES REPORT

Sample ID	Client Sample ID	Collection Date	Matrix	Test Name	TCLP Date	Prep Date	Analysis Date
0110183-03A	TE-MW-2-17	10/17/01	Groundwater	VOLATILES by GC/MS		10/26/01	10/26/01
				VOLATILES by GC/MS		10/25/01	10/26/01
0110183-03B				SEMIVOLATILE ORGANICS, Aqueous		10/23/01	10/24/01
0110183-03C				ARSENIC, Total		10/19/01	10/22/01
				ICP METALS, TOTAL		10/19/01	10/22/01
				LEAD, Total		10/19/01	10/22/01
				MERCURY, Total		10/19/01	10/22/01
				SELENIUM, Total		10/19/01	10/22/01
				THALLIUM, Total		10/19/01	10/22/01
0110183-03D				ARSENIC, Dissolved		10/19/01	10/22/01
				ICP METALS, DISSOLVED		10/19/01	10/22/01
				LEAD, Dissolved		10/19/01	10/22/01
				MERCURY, Dissolved		10/19/01	10/22/01
				SELENIUM, Dissolved		10/19/01	10/22/01
				THALLIUM, Dissolved		10/19/01	10/22/01

AMRO Environmental Laboratories Corp.

30-Oct-01

Lab Order: 0110183
Client: STV Incorporated
Project: 0710730 East Side Access

DATES REPORT

Sample ID	Client Sample ID	Collection Date	Matrix	Test Name	TCLP Date	Prep Date	Analysis Date
0110183-01A	TE-MW-1A-10	10/17/01	Groundwater	VOLATILES by GC/MS		10/25/01	10/26/01
0110183-01B				SEMIVOLATILE ORGANICS, Aqueous		10/23/01	10/24/01
0110183-01C				ARSENIC, Total		10/19/01	10/22/01
				ICP METALS, TOTAL		10/19/01	10/22/01
				LEAD, Total		10/19/01	10/22/01
				MERCURY, Total		10/19/01	10/22/01
				SELENIUM, Total		10/19/01	10/22/01
				THALLIUM, Total		10/19/01	10/22/01
0110183-01D				ARSENIC, Dissolved		10/19/01	10/22/01
				ICP METALS, DISSOLVED		10/19/01	10/22/01
				LEAD, Dissolved		10/19/01	10/22/01
				MERCURY, Dissolved		10/19/01	10/22/01
				SELENIUM, Dissolved		10/19/01	10/22/01
				THALLIUM, Dissolved		10/19/01	10/22/01
0110183-02A	TE-MW-2-15			VOLATILES by GC/MS		10/25/01	10/26/01
0110183-02B				SEMIVOLATILE ORGANICS, Aqueous		10/23/01	10/24/01
0110183-02C				ARSENIC, Total		10/19/01	10/22/01
				ICP METALS, TOTAL		10/19/01	10/22/01
				LEAD, Total		10/19/01	10/22/01
				MERCURY, Total		10/19/01	10/22/01
				SELENIUM, Total		10/19/01	10/22/01
				THALLIUM, Total		10/19/01	10/22/01
0110183-02D				ARSENIC, Dissolved		10/19/01	10/22/01
				ICP METALS, DISSOLVED		10/19/01	10/22/01
				LEAD, Dissolved		10/19/01	10/22/01
				MERCURY, Dissolved		10/19/01	10/22/01
				SELENIUM, Dissolved		10/19/01	10/22/01
				THALLIUM, Dissolved		10/19/01	10/22/01

AMRO Environmental Laboratories Corp.

Date: *30-Oct-01*

CLIENT:	STV Incorporated	**Client Sample ID:**	TE-MW-2-17
Lab Order:	0110183		
Project:	0710730 East Side Access	**Collection Date:**	10/17/01
Lab ID:	0110183-03B	**Matrix:**	GROUNDWATER

Analyses	Result	RL	Qual	Units	DF	Date Analyzed
Dibenzofuran	ND	10		µg/L	1	10/24/01 7:38:00 PM
Diethyl phthalate	ND	10		µg/L	1	10/24/01 7:38:00 PM
4-Chlorophenyl phenyl ether	ND	10		µg/L	1	10/24/01 7:38:00 PM
Fluorene	ND	10		µg/L	1	10/24/01 7:38:00 PM
4-Nitroaniline	ND	20		µg/L	1	10/24/01 7:38:00 PM
4,6-Dinitro-2-methylphenol	ND	20		µg/L	1	10/24/01 7:38:00 PM
N-Nitrosodiphenylamine	ND	10		µg/L	1	10/24/01 7:38:00 PM
1,2-Diphenylhydrazine (as Azobenzene)	ND	10		µg/L	1	10/24/01 7:38:00 PM
4-Bromophenyl phenyl ether	ND	10		µg/L	1	10/24/01 7:38:00 PM
Hexachlorobenzene	ND	10		µg/L	1	10/24/01 7:38:00 PM
Pentachlorophenol	ND	20		µg/L	1	10/24/01 7:38:00 PM
Phenanthrene	ND	10		µg/L	1	10/24/01 7:38:00 PM
Anthracene	ND	10		µg/L	1	10/24/01 7:38:00 PM
Carbazole	ND	10		µg/L	1	10/24/01 7:38:00 PM
Di-n-butyl phthalate	ND	10		µg/L	1	10/24/01 7:38:00 PM
Fluoranthene	ND	10		µg/L	1	10/24/01 7:38:00 PM
Pyrene	ND	10		µg/L	1	10/24/01 7:38:00 PM
Butyl benzyl phthalate	ND	10		µg/L	1	10/24/01 7:38:00 PM
Bis(2-ethylhexyl)phthalate	ND	10		µg/L	1	10/24/01 7:38:00 PM
3,3'-Dichlorobenzidine	ND	10		µg/L	1	10/24/01 7:38:00 PM
Benz(a)anthracene	ND	10		µg/L	1	10/24/01 7:38:00 PM
Chrysene	ND	10		µg/L	1	10/24/01 7:38:00 PM
Di-n-octyl phthalate	ND	10		µg/L	1	10/24/01 7:38:00 PM
Benzo(b)fluoranthene	ND	10		µg/L	1	10/24/01 7:38:00 PM
Benzo(k)fluoranthene	ND	10		µg/L	1	10/24/01 7:38:00 PM
Benzo(a)pyrene	ND	10		µg/L	1	10/24/01 7:38:00 PM
Dibenz(a,h)anthracene	ND	10		µg/L	1	10/24/01 7:38:00 PM
Indeno(1,2,3-cd)pyrene	ND	10		µg/L	1	10/24/01 7:38:00 PM
Benzo(g,h,i)perylene	ND	10		µg/L	1	10/24/01 7:38:00 PM
Surr: 2-Fluorophenol	35.4	23-67		%REC	1	10/24/01 7:38:00 PM
Surr: Phenol-d5	24.0	14-46		%REC	1	10/24/01 7:38:00 PM
Surr: Nitrobenzene-d5	59.5	41-102		%REC	1	10/24/01 7:38:00 PM
Surr: 2-Fluorobiphenyl	69.0	41-101		%REC	1	10/24/01 7:38:00 PM
Surr: 2,4,6-Tribromophenol	75.1	43-123		%REC	1	10/24/01 7:38:00 PM
Surr: 4-Terphenyl-d14	75.6	34-117		%REC	1	10/24/01 7:38:00 PM

Qualifiers:

ND - Not Detected at the Reporting Limit
J - Analyte detected below quantitation limits
B - Analyte detected in the associated Method Blank
H - Method prescribed holding time exceeded
S - Spike Recovery outside accepted recovery limits
R - RPD outside accepted recovery limits
E - Value above quantitation range
- See Case Narrative
RL - Reporting Limit; defined as the lowest concentration the laboratory can accurately quantitate.

AMRO Environmental Laboratories Corp.

Date: *30-Oct-01*

CLIENT:	STV Incorporated	**Client Sample ID:**	TE-MW-2-17
Lab Order:	0110183		
Project:	0710730 East Side Access	**Collection Date:**	10/17/01
Lab ID:	0110183-03B	**Matrix:**	GROUNDWATER

Analyses	Result	RL	Qual	Units	DF	Date Analyzed
SEMIVOLATILE ORGANICS		**SW8270C**				Analyst: KD
Phenol	ND	10		µg/L	1	10/24/01 7:38:00 PM
Bis(2-chloroethyl)ether	ND	10		µg/L	1	10/24/01 7:38:00 PM
2-Chlorophenol	ND	10		µg/L	1	10/24/01 7:38:00 PM
1,3-Dichlorobenzene	ND	10		µg/L	1	10/24/01 7:38:00 PM
1,4-Dichlorobenzene	ND	10		µg/L	1	10/24/01 7:38:00 PM
Benzyl alcohol	ND	20		µg/L	1	10/24/01 7:38:00 PM
2-Methylphenol	ND	10		µg/L	1	10/24/01 7:38:00 PM
1,2-Dichlorobenzene	ND	10		µg/L	1	10/24/01 7:38:00 PM
Bis(2-chloroisopropyl)ether	ND	10		µg/L	1	10/24/01 7:38:00 PM
4-Methylphenol	ND	10		µg/L	1	10/24/01 7:38:00 PM
N-Nitrosodi-n-propylamine	ND	10		µg/L	1	10/24/01 7:38:00 PM
Hexachloroethane	ND	10		µg/L	1	10/24/01 7:38:00 PM
Nitrobenzene	ND	10		µg/L	1	10/24/01 7:38:00 PM
Isophorone	ND	10		µg/L	1	10/24/01 7:38:00 PM
2,4-Dimethylphenol	ND	10		µg/L	1	10/24/01 7:38:00 PM
Benzoic acid	ND	20		µg/L	1	10/24/01 7:38:00 PM
2-Nitrophenol	ND	10		µg/L	1	10/24/01 7:38:00 PM
Bis(2-chloroethoxy)methane	ND	10		µg/L	1	10/24/01 7:38:00 PM
2,4-Dichlorophenol	ND	10		µg/L	1	10/24/01 7:38:00 PM
1,2,4-Trichlorobenzene	ND	10		µg/L	1	10/24/01 7:38:00 PM
Naphthalene	ND	10		µg/L	1	10/24/01 7:38:00 PM
4-Chloroaniline	ND	10		µg/L	1	10/24/01 7:38:00 PM
Hexachlorobutadiene	ND	10		µg/L	1	10/24/01 7:38:00 PM
4-Chloro-3-methylphenol	ND	20		µg/L	1	10/24/01 7:38:00 PM
2-Methylnaphthalene	ND	10		µg/L	1	10/24/01 7:38:00 PM
Hexachlorocyclopentadiene	ND	10		µg/L	1	10/24/01 7:38:00 PM
2,4,6-Trichlorophenol	ND	10		µg/L	1	10/24/01 7:38:00 PM
2,4,5-Trichlorophenol	ND	10		µg/L	1	10/24/01 7:38:00 PM
2-Chloronaphthalene	ND	10		µg/L	1	10/24/01 7:38:00 PM
2-Nitroaniline	ND	20		µg/L	1	10/24/01 7:38:00 PM
Dimethyl phthalate	ND	10		µg/L	1	10/24/01 7:38:00 PM
2,6-Dinitrotoluene	ND	10		µg/L	1	10/24/01 7:38:00 PM
Acenaphthylene	ND	10		µg/L	1	10/24/01 7:38:00 PM
3-Nitroaniline	ND	20		µg/L	1	10/24/01 7:38:00 PM
4-Nitrophenol	ND	20		µg/L	1	10/24/01 7:38:00 PM
2,4-Dinitrophenol	ND	20		µg/L	1	10/24/01 7:38:00 PM
Acenaphthene	ND	10		µg/L	1	10/24/01 7:38:00 PM
2,4-Dinitrotoluene	ND	10		µg/L	1	10/24/01 7:38:00 PM

Qualifiers:

ND - Not Detected at the Reporting Limit
J - Analyte detected below quantitation limits
B - Analyte detected in the associated Method Blank
H - Method prescribed holding time exceeded
S - Spike Recovery outside accepted recovery limits
R - RPD outside accepted recovery limits
E - Value above quantitation range
- See Case Narrative
RL - Reporting Limit; defined as the lowest concentration the laboratory can accurately quantitate.

AMRO Environmental Laboratories Corp.

Date: *30-Oct-01*

CLIENT:	STV Incorporated	**Client Sample ID:**	TE-MW-2-15
Lab Order:	0110183		
Project:	0710730 East Side Access	**Collection Date:**	10/17/01
Lab ID:	0110183-02B	**Matrix:**	GROUNDWATER

Analyses	Result	RL	Qual	Units	DF	Date Analyzed
Dibenzofuran	ND	10		µg/L	1	10/24/01 7:12:00 PM
Diethyl phthalate	ND	10		µg/L	1	10/24/01 7:12:00 PM
4-Chlorophenyl phenyl ether	ND	10		µg/L	1	10/24/01 7:12:00 PM
Fluorene	ND	10		µg/L	1	10/24/01 7:12:00 PM
4-Nitroaniline	ND	20		µg/L	1	10/24/01 7:12:00 PM
4,6-Dinitro-2-methylphenol	ND	20		µg/L	1	10/24/01 7:12:00 PM
N-Nitrosodiphenylamine	ND	10		µg/L	1	10/24/01 7:12:00 PM
1,2-Diphenylhydrazine (as Azobenzene)	ND	10		µg/L	1	10/24/01 7:12:00 PM
4-Bromophenyl phenyl ether	ND	10		µg/L	1	10/24/01 7:12:00 PM
Hexachlorobenzene	ND	10		µg/L	1	10/24/01 7:12:00 PM
Pentachlorophenol	ND	20		µg/L	1	10/24/01 7:12:00 PM
Phenanthrene	ND	10		µg/L	1	10/24/01 7:12:00 PM
Anthracene	ND	10		µg/L	1	10/24/01 7:12:00 PM
Carbazole	ND	10		µg/L	1	10/24/01 7:12:00 PM
Di-n-butyl phthalate	ND	10		µg/L	1	10/24/01 7:12:00 PM
Fluoranthene	ND	10		µg/L	1	10/24/01 7:12:00 PM
Pyrene	ND	10		µg/L	1	10/24/01 7:12:00 PM
Butyl benzyl phthalate	ND	10		µg/L	1	10/24/01 7:12:00 PM
Bis(2-ethylhexyl)phthalate	ND	10		µg/L	1	10/24/01 7:12:00 PM
3,3'-Dichlorobenzidine	ND	10		µg/L	1	10/24/01 7:12:00 PM
Benz(a)anthracene	ND	10		µg/L	1	10/24/01 7:12:00 PM
Chrysene	ND	10		µg/L	1	10/24/01 7:12:00 PM
Di-n-octyl phthalate	ND	10		µg/L	1	10/24/01 7:12:00 PM
Benzo(b)fluoranthene	ND	10		µg/L	1	10/24/01 7:12:00 PM
Benzo(k)fluoranthene	ND	10		µg/L	1	10/24/01 7:12:00 PM
Benzo(a)pyrene	ND	10		µg/L	1	10/24/01 7:12:00 PM
Dibenz(a,h)anthracene	ND	10		µg/L	1	10/24/01 7:12:00 PM
Indeno(1,2,3-cd)pyrene	ND	10		µg/L	1	10/24/01 7:12:00 PM
Benzo(g,h,i)perylene	ND	10		µg/L	1	10/24/01 7:12:00 PM
Surr: 2-Fluorophenol	40.3	23-67		%REC	1	10/24/01 7:12:00 PM
Surr: Phenol-d5	25.7	14-46		%REC	1	10/24/01 7:12:00 PM
Surr: Nitrobenzene-d5	59.1	41-102		%REC	1	10/24/01 7:12:00 PM
Surr: 2-Fluorobiphenyl	66.8	41-101		%REC	1	10/24/01 7:12:00 PM
Surr: 2,4,6-Tribromophenol	72.1	43-123		%REC	1	10/24/01 7:12:00 PM
Surr: 4-Terphenyl-d14	67.0	34-117		%REC	1	10/24/01 7:12:00 PM

Qualifiers:

ND - Not Detected at the Reporting Limit

J - Analyte detected below quantitation limits

B - Analyte detected in the associated Method Blank

H - Method prescribed holding time exceeded

S - Spike Recovery outside accepted recovery limits

R - RPD outside accepted recovery limits

E - Value above quantitation range

- See Case Narrative

RL - Reporting Limit; defined as the lowest concentration the laboratory can accurately quantitate.

AMRO Environmental Laboratories Corp.

Date: *30-Oct-01*

CLIENT:	STV Incorporated	**Client Sample ID:**	TE-MW-2-15
Lab Order:	0110183		
Project:	0710730 East Side Access	**Collection Date:**	10/17/01
Lab ID:	0110183-02B	**Matrix:**	GROUNDWATER

Analyses	Result	RL	Qual	Units	DF	Date Analyzed
SEMIVOLATILE ORGANICS		**SW8270C**				Analyst: KD
Phenol	ND	10		µg/L	1	10/24/01 7:12:00 PM
Bis(2-chloroethyl)ether	ND	10		µg/L	1	10/24/01 7:12:00 PM
2-Chlorophenol	ND	10		µg/L	1	10/24/01 7:12:00 PM
1,3-Dichlorobenzene	ND	10		µg/L	1	10/24/01 7:12:00 PM
1,4-Dichlorobenzene	ND	10		µg/L	1	10/24/01 7:12:00 PM
Benzyl alcohol	ND	20		µg/L	1	10/24/01 7:12:00 PM
2-Methylphenol	ND	10		µg/L	1	10/24/01 7:12:00 PM
1,2-Dichlorobenzene	ND	10		µg/L	1	10/24/01 7:12:00 PM
Bis(2-chloroisopropyl)ether	ND	10		µg/L	1	10/24/01 7:12:00 PM
4-Methylphenol	ND	10		µg/L	1	10/24/01 7:12:00 PM
N-Nitrosodi-n-propylamine	ND	10		µg/L	1	10/24/01 7:12:00 PM
Hexachloroethane	ND	10		µg/L	1	10/24/01 7:12:00 PM
Nitrobenzene	ND	10		µg/L	1	10/24/01 7:12:00 PM
Isophorone	ND	10		µg/L	1	10/24/01 7:12:00 PM
2,4-Dimethylphenol	ND	10		µg/L	1	10/24/01 7:12:00 PM
Benzoic acid	ND	20		µg/L	1	10/24/01 7:12:00 PM
2-Nitrophenol	ND	10		µg/L	1	10/24/01 7:12:00 PM
Bis(2-chloroethoxy)methane	ND	10		µg/L	1	10/24/01 7:12:00 PM
2,4-Dichlorophenol	ND	10		µg/L	1	10/24/01 7:12:00 PM
1,2,4-Trichlorobenzene	ND	10		µg/L	1	10/24/01 7:12:00 PM
Naphthalene	ND	10		µg/L	1	10/24/01 7:12:00 PM
4-Chloroaniline	ND	10		µg/L	1	10/24/01 7:12:00 PM
Hexachlorobutadiene	ND	10		µg/L	1	10/24/01 7:12:00 PM
4-Chloro-3-methylphenol	ND	20		µg/L	1	10/24/01 7:12:00 PM
2-Methylnaphthalene	ND	10		µg/L	1	10/24/01 7:12:00 PM
Hexachlorocyclopentadiene	ND	10		µg/L	1	10/24/01 7:12:00 PM
2,4,6-Trichlorophenol	ND	10		µg/L	1	10/24/01 7:12:00 PM
2,4,5-Trichlorophenol	ND	10		µg/L	1	10/24/01 7:12:00 PM
2-Chloronaphthalene	ND	10		µg/L	1	10/24/01 7:12:00 PM
2-Nitroaniline	ND	20		µg/L	1	10/24/01 7:12:00 PM
Dimethyl phthalate	ND	10		µg/L	1	10/24/01 7:12:00 PM
2,6-Dinitrotoluene	ND	10		µg/L	1	10/24/01 7:12:00 PM
Acenaphthylene	ND	10		µg/L	1	10/24/01 7:12:00 PM
3-Nitroaniline	ND	20		µg/L	1	10/24/01 7:12:00 PM
4-Nitrophenol	ND	20		µg/L	1	10/24/01 7:12:00 PM
2,4-Dinitrophenol	ND	20		µg/L	1	10/24/01 7:12:00 PM
Acenaphthene	ND	10		µg/L	1	10/24/01 7:12:00 PM
2,4-Dinitrotoluene	ND	10		µg/L	1	10/24/01 7:12:00 PM

Qualifiers:

ND - Not Detected at the Reporting Limit
J - Analyte detected below quantitation limits
B - Analyte detected in the associated Method Blank
H - Method prescribed holding time exceeded
S - Spike Recovery outside accepted recovery limits
R - RPD outside accepted recovery limits
E - Value above quantitation range
- See Case Narrative
RL - Reporting Limit; defined as the lowest concentration the laboratory can accurately quantitate.

AMRO Environmental Laboratories Corp.

Date: *30-Oct-01*

CLIENT:	STV Incorporated	**Client Sample ID:**	TE-MW-1A-10
Lab Order:	0110183		
Project:	0710730 East Side Access	**Collection Date:**	10/17/01
Lab ID:	0110183-01B	**Matrix:**	GROUNDWATER

Analyses	Result	RL	Qual	Units	DF	Date Analyzed
Dibenzofuran	ND	11		µg/L	1	10/24/01 6:45:00 PM
Diethyl phthalate	ND	11		µg/L	1	10/24/01 6:45:00 PM
4-Chlorophenyl phenyl ether	ND	11		µg/L	1	10/24/01 6:45:00 PM
Fluorene	ND	11		µg/L	1	10/24/01 6:45:00 PM
4-Nitroaniline	ND	22		µg/L	1	10/24/01 6:45:00 PM
4,6-Dinitro-2-methylphenol	ND	22		µg/L	1	10/24/01 6:45:00 PM
N-Nitrosodiphenylamine	ND	11		µg/L	1	10/24/01 6:45:00 PM
1,2-Diphenylhydrazine (as Azobenzene)	ND	11		µg/L	1	10/24/01 6:45:00 PM
4-Bromophenyl phenyl ether	ND	11		µg/L	1	10/24/01 6:45:00 PM
Hexachlorobenzene	ND	11		µg/L	1	10/24/01 6:45:00 PM
Pentachlorophenol	ND	22		µg/L	1	10/24/01 6:45:00 PM
Phenanthrene	ND	11		µg/L	1	10/24/01 6:45:00 PM
Anthracene	ND	11		µg/L	1	10/24/01 6:45:00 PM
Carbazole	ND	11		µg/L	1	10/24/01 6:45:00 PM
Di-n-butyl phthalate	ND	11		µg/L	1	10/24/01 6:45:00 PM
Fluoranthene	ND	11		µg/L	1	10/24/01 6:45:00 PM
Pyrene	ND	11		µg/L	1	10/24/01 6:45:00 PM
Butyl benzyl phthalate	ND	11		µg/L	1	10/24/01 6:45:00 PM
Bis(2-ethylhexyl)phthalate	ND	11		µg/L	1	10/24/01 6:45:00 PM
3,3'-Dichlorobenzidine	ND	11		µg/L	1	10/24/01 6:45:00 PM
Benz(a)anthracene	ND	11		µg/L	1	10/24/01 6:45:00 PM
Chrysene	ND	11		µg/L	1	10/24/01 6:45:00 PM
Di-n-octyl phthalate	ND	11		µg/L	1	10/24/01 6:45:00 PM
Benzo(b)fluoranthene	ND	11		µg/L	1	10/24/01 6:45:00 PM
Benzo(k)fluoranthene	ND	11		µg/L	1	10/24/01 6:45:00 PM
Benzo(a)pyrene	ND	11		µg/L	1	10/24/01 6:45:00 PM
Dibenz(a,h)anthracene	ND	11		µg/L	1	10/24/01 6:45:00 PM
Indeno(1,2,3-cd)pyrene	ND	11		µg/L	1	10/24/01 6:45:00 PM
Benzo(g,h,i)perylene	ND	11		µg/L	1	10/24/01 6:45:00 PM
Surr: 2-Fluorophenol	43.5	23-67		%REC	1	10/24/01 6:45:00 PM
Surr: Phenol-d5	28.9	14-46		%REC	1	10/24/01 6:45:00 PM
Surr: Nitrobenzene-d5	69.5	41-102		%REC	1	10/24/01 6:45:00 PM
Surr: 2-Fluorobiphenyl	79.4	41-101		%REC	1	10/24/01 6:45:00 PM
Surr: 2,4,6-Tribromophenol	84.3	43-123		%REC	1	10/24/01 6:45:00 PM
Surr: 4-Terphenyl-d14	88.2	34-117		%REC	1	10/24/01 6:45:00 PM

Qualifiers:

ND - Not Detected at the Reporting Limit
J - Analyte detected below quantitation limits
B - Analyte detected in the associated Method Blank
H - Method prescribed holding time exceeded
S - Spike Recovery outside accepted recovery limits
R - RPD outside accepted recovery limits
E - Value above quantitation range
- See Case Narrative
RL - Reporting Limit; defined as the lowest concentration the laboratory can accurately quantitate.

AMRO Environmental Laboratories Corp.

Date: *30-Oct-01*

CLIENT:	STV Incorporated	**Client Sample ID:**	TE-MW-1A-10
Lab Order:	0110183		
Project:	0710730 East Side Access	**Collection Date:**	10/17/01
Lab ID:	0110183-01B	**Matrix:**	GROUNDWATER

Analyses	Result	RL	Qual	Units	DF	Date Analyzed
SEMIVOLATILE ORGANICS		**SW8270C**				Analyst: KD
Phenol	ND	11		µg/L	1	10/24/01 6:45:00 PM
Bis(2-chloroethyl)ether	ND	11		µg/L	1	10/24/01 6:45:00 PM
2-Chlorophenol	ND	11		µg/L	1	10/24/01 6:45:00 PM
1,3-Dichlorobenzene	ND	11		µg/L	1	10/24/01 6:45:00 PM
1,4-Dichlorobenzene	ND	11		µg/L	1	10/24/01 6:45:00 PM
Benzyl alcohol	ND	22		µg/L	1	10/24/01 6:45:00 PM
2-Methylphenol	ND	11		µg/L	1	10/24/01 6:45:00 PM
1,2-Dichlorobenzene	ND	11		µg/L	1	10/24/01 6:45:00 PM
Bis(2-chloroisopropyl)ether	ND	11		µg/L	1	10/24/01 6:45:00 PM
4-Methylphenol	ND	11		µg/L	1	10/24/01 6:45:00 PM
N-Nitrosodi-n-propylamine	ND	11		µg/L	1	10/24/01 6:45:00 PM
Hexachloroethane	ND	11		µg/L	1	10/24/01 6:45:00 PM
Nitrobenzene	ND	11		µg/L	1	10/24/01 6:45:00 PM
Isophorone	ND	11		µg/L	1	10/24/01 6:45:00 PM
2,4-Dimethylphenol	ND	11		µg/L	1	10/24/01 6:45:00 PM
Benzoic acid	ND	22		µg/L	1	10/24/01 6:45:00 PM
2-Nitrophenol	ND	11		µg/L	1	10/24/01 6:45:00 PM
Bis(2-chloroethoxy)methane	ND	11		µg/L	1	10/24/01 6:45:00 PM
2,4-Dichlorophenol	ND	11		µg/L	1	10/24/01 6:45:00 PM
1,2,4-Trichlorobenzene	ND	11		µg/L	1	10/24/01 6:45:00 PM
Naphthalene	ND	11		µg/L	1	10/24/01 6:45:00 PM
4-Chloroaniline	ND	11		µg/L	1	10/24/01 6:45:00 PM
Hexachlorobutadiene	ND	11		µg/L	1	10/24/01 6:45:00 PM
4-Chloro-3-methylphenol	ND	22		µg/L	1	10/24/01 6:45:00 PM
2-Methylnaphthalene	ND	11		µg/L	1	10/24/01 6:45:00 PM
Hexachlorocyclopentadiene	ND	11		µg/L	1	10/24/01 6:45:00 PM
2,4,6-Trichlorophenol	ND	11		µg/L	1	10/24/01 6:45:00 PM
2,4,5-Trichlorophenol	ND	11		µg/L	1	10/24/01 6:45:00 PM
2-Chloronaphthalene	ND	11		µg/L	1	10/24/01 6:45:00 PM
2-Nitroaniline	ND	22		µg/L	1	10/24/01 6:45:00 PM
Dimethyl phthalate	ND	11		µg/L	1	10/24/01 6:45:00 PM
2,6-Dinitrotoluene	ND	11		µg/L	1	10/24/01 6:45:00 PM
Acenaphthylene	ND	11		µg/L	1	10/24/01 6:45:00 PM
3-Nitroaniline	ND	22		µg/L	1	10/24/01 6:45:00 PM
4-Nitrophenol	ND	22		µg/L	1	10/24/01 6:45:00 PM
2,4-Dinitrophenol	ND	22		µg/L	1	10/24/01 6:45:00 PM
Acenaphthene	ND	11		µg/L	1	10/24/01 6:45:00 PM
2,4-Dinitrotoluene	ND	11		µg/L	1	10/24/01 6:45:00 PM

Qualifiers:

ND - Not Detected at the Reporting Limit
J - Analyte detected below quantitation limits
B - Analyte detected in the associated Method Blank
H - Method prescribed holding time exceeded
S - Spike Recovery outside accepted recovery limits
R - RPD outside accepted recovery limits
E - Value above quantitation range
- See Case Narrative
RL - Reporting Limit; defined as the lowest concentration the laboratory can accurately quantitate.

AMRO Environmental Laboratories Corp.

Date: *30-Oct-01*

CLIENT:	STV Incorporated	**Client Sample ID:**	TE-MW-2-17
Lab Order:	0110183		
Project:	0710730 East Side Access	**Collection Date:**	10/17/01
Lab ID:	0110183-03A	**Matrix:**	GROUNDWATER

Analyses	Result	RL	Qual	Units	DF	Date Analyzed
1,1,1,2-Tetrachloroethane	ND	2.0		µg/L	1	10/26/01 5:10:00 AM
Ethylbenzene	ND	2.0		µg/L	1	10/26/01 5:10:00 AM
m,p-Xylene	ND	2.0		µg/L	1	10/26/01 5:10:00 AM
o-Xylene	ND	2.0		µg/L	1	10/26/01 5:10:00 AM
Styrene	ND	2.0		µg/L	1	10/26/01 5:10:00 AM
Bromoform	ND	2.0		µg/L	1	10/26/01 5:10:00 AM
Isopropylbenzene	ND	2.0		µg/L	1	10/26/01 5:10:00 AM
1,1,2,2-Tetrachloroethane	ND	2.0		µg/L	1	10/26/01 5:10:00 AM
1,2,3-Trichloropropane	ND	2.0		µg/L	1	10/26/01 5:10:00 AM
Bromobenzene	ND	2.0		µg/L	1	10/26/01 5:10:00 AM
n-Propylbenzene	ND	2.0		µg/L	1	10/26/01 5:10:00 AM
2-Chlorotoluene	ND	2.0		µg/L	1	10/26/01 5:10:00 AM
4-Chlorotoluene	ND	2.0		µg/L	1	10/26/01 5:10:00 AM
1,3,5-Trimethylbenzene	ND	2.0		µg/L	1	10/26/01 5:10:00 AM
tert-Butylbenzene	ND	2.0		µg/L	1	10/26/01 5:10:00 AM
1,2,4-Trimethylbenzene	ND	2.0		µg/L	1	10/26/01 5:10:00 AM
sec-Butylbenzene	ND	2.0		µg/L	1	10/26/01 5:10:00 AM
4-Isopropyltoluene	ND	2.0		µg/L	1	10/26/01 5:10:00 AM
1,3-Dichlorobenzene	ND	2.0		µg/L	1	10/26/01 5:10:00 AM
1,4-Dichlorobenzene	ND	2.0		µg/L	1	10/26/01 5:10:00 AM
n-Butylbenzene	ND	2.0		µg/L	1	10/26/01 5:10:00 AM
1,2-Dichlorobenzene	ND	2.0		µg/L	1	10/26/01 5:10:00 AM
1,2-Dibromo-3-chloropropane	ND	5.0		µg/L	1	10/26/01 5:10:00 AM
1,2,4-Trichlorobenzene	ND	2.0		µg/L	1	10/26/01 5:10:00 AM
Hexachlorobutadiene	ND	2.0		µg/L	1	10/26/01 5:10:00 AM
Naphthalene	ND	5.0		µg/L	1	10/26/01 5:10:00 AM
1,2,3-Trichlorobenzene	ND	2.0		µg/L	1	10/26/01 5:10:00 AM
Surr: Dibromofluoromethane	102	85-118		%REC	1	10/26/01 5:10:00 AM
Surr: 1,2-Dichloroethane-d4	99.3	75-124		%REC	1	10/26/01 5:10:00 AM
Surr: Toluene-d8	99.1	86-111		%REC	1	10/26/01 5:10:00 AM
Surr: 4-Bromofluorobenzene	98.2	76-113		%REC	1	10/26/01 5:10:00 AM

Qualifiers:

ND - Not Detected at the Reporting Limit

J - Analyte detected below quantitation limits

B - Analyte detected in the associated Method Blank

H - Method prescribed holding time exceeded

S - Spike Recovery outside accepted recovery limits

R - RPD outside accepted recovery limits

E - Value above quantitation range

- See Case Narrative

RL - Reporting Limit; defined as the lowest concentration the laboratory can accurately quantitate.

AMRO Environmental Laboratories Corp.

Date: *30-Oct-01*

CLIENT:	STV Incorporated	**Client Sample ID:**	TE-MW-2-17
Lab Order:	0110183		
Project:	0710730 East Side Access	**Collection Date:**	10/17/01
Lab ID:	0110183-03A	**Matrix:**	GROUNDWATER

Analyses	Result	RL	Qual	Units	DF	Date Analyzed
VOLATILES BY GC/MS		**SW8260B**				Analyst: **JSL**
Dichlorodifluoromethane	ND	5.0		µg/L	1	10/26/01 5:10:00 AM
Chloromethane	ND	5.0		µg/L	1	10/26/01 5:10:00 AM
Vinyl chloride	ND	2.0		µg/L	1	10/26/01 5:10:00 AM
Chloroethane	ND	5.0		µg/L	1	10/26/01 5:10:00 AM
Bromomethane	ND	2.0		µg/L	1	10/26/01 5:10:00 AM
Trichlorofluoromethane	ND	2.0		µg/L	1	10/26/01 5:10:00 AM
Acetone	ND	10		µg/L	1	10/26/01 5:10:00 AM
1,1-Dichloroethene	1.4	1.0		µg/L	1	10/26/01 5:10:00 AM
Carbon disulfide	ND	2.0		µg/L	1	10/26/01 5:10:00 AM
Methylene chloride	ND	5.0		µg/L	1	10/26/01 5:10:00 AM
Methyl tert-butyl ether	ND	2.0		µg/L	1	10/26/01 5:10:00 AM
trans-1,2-Dichloroethene	ND	2.0		µg/L	1	10/26/01 5:10:00 AM
1,1-Dichloroethane	ND	2.0		µg/L	1	10/26/01 5:10:00 AM
2-Butanone	ND	10		µg/L	1	10/26/01 5:10:00 AM
2,2-Dichloropropane	ND	2.0		µg/L	1	10/26/01 5:10:00 AM
cis-1,2-Dichloroethene	44	2.0		µg/L	1	10/26/01 5:10:00 AM
Chloroform	ND	2.0		µg/L	1	10/26/01 5:10:00 AM
Bromochloromethane	ND	2.0		µg/L	1	10/26/01 5:10:00 AM
1,1,1-Trichloroethane	ND	2.0		µg/L	1	10/26/01 5:10:00 AM
1,1-Dichloropropene	ND	2.0		µg/L	1	10/26/01 5:10:00 AM
Carbon tetrachloride	ND	2.0		µg/L	1	10/26/01 5:10:00 AM
1,2-Dichloroethane	ND	2.0		µg/L	1	10/26/01 5:10:00 AM
Benzene	ND	1.0		µg/L	1	10/26/01 5:10:00 AM
Trichloroethene	500	20		µg/L	10	10/26/01 2:19:00 PM
1,2-Dichloropropane	ND	2.0		µg/L	1	10/26/01 5:10:00 AM
Bromodichloromethane	ND	2.0		µg/L	1	10/26/01 5:10:00 AM
Dibromomethane	ND	2.0		µg/L	1	10/26/01 5:10:00 AM
4-Methyl-2-pentanone	ND	10		µg/L	1	10/26/01 5:10:00 AM
cis-1,3-Dichloropropene	ND	1.0		µg/L	1	10/26/01 5:10:00 AM
Toluene	ND	2.0		µg/L	1	10/26/01 5:10:00 AM
trans-1,3-Dichloropropene	ND	1.0		µg/L	1	10/26/01 5:10:00 AM
1,1,2-Trichloroethane	ND	2.0		µg/L	1	10/26/01 5:10:00 AM
1,2-Dibromoethane	ND	2.0		µg/L	1	10/26/01 5:10:00 AM
2-Hexanone	ND	10		µg/L	1	10/26/01 5:10:00 AM
1,3-Dichloropropane	ND	2.0		µg/L	1	10/26/01 5:10:00 AM
Tetrachloroethene	6.0	2.0		µg/L	1	10/26/01 5:10:00 AM
Dibromochloromethane	ND	2.0		µg/L	1	10/26/01 5:10:00 AM
Chlorobenzene	ND	2.0		µg/L	1	10/26/01 5:10:00 AM

Qualifiers:

ND - Not Detected at the Reporting Limit

J - Analyte detected below quantitation limits

B - Analyte detected in the associated Method Blank

H - Method prescribed holding time exceeded

S - Spike Recovery outside accepted recovery limits

R - RPD outside accepted recovery limits

E - Value above quantitation range

- See Case Narrative

RL - Reporting Limit; defined as the lowest concentration the laboratory can accurately quantitate.

AMRO Environmental Laboratories Corp.

Date: *30-Oct-01*

CLIENT:	STV Incorporated	**Client Sample ID:**	TE-MW-2-15
Lab Order:	0110183		
Project:	0710730 East Side Access	**Collection Date:**	10/17/01
Lab ID:	0110183-02A	**Matrix:**	GROUNDWATER

Analyses	Result	RL	Qual	Units	DF	Date Analyzed
1,1,1,2-Tetrachloroethane	ND	2.0		µg/L	1	10/26/01 4:35:00 AM
Ethylbenzene	ND	2.0		µg/L	1	10/26/01 4:35:00 AM
m,p-Xylene	ND	2.0		µg/L	1	10/26/01 4:35:00 AM
o-Xylene	ND	2.0		µg/L	1	10/26/01 4:35:00 AM
Styrene	ND	2.0		µg/L	1	10/26/01 4:35:00 AM
Bromoform	ND	2.0		µg/L	1	10/26/01 4:35:00 AM
Isopropylbenzene	ND	2.0		µg/L	1	10/26/01 4:35:00 AM
1,1,2,2-Tetrachloroethane	ND	2.0		µg/L	1	10/26/01 4:35:00 AM
1,2,3-Trichloropropane	ND	2.0		µg/L	1	10/26/01 4:35:00 AM
Bromobenzene	ND	2.0		µg/L	1	10/26/01 4:35:00 AM
n-Propylbenzene	ND	2.0		µg/L	1	10/26/01 4:35:00 AM
2-Chlorotoluene	ND	2.0		µg/L	1	10/26/01 4:35:00 AM
4-Chlorotoluene	ND	2.0		µg/L	1	10/26/01 4:35:00 AM
1,3,5-Trimethylbenzene	ND	2.0		µg/L	1	10/26/01 4:35:00 AM
tert-Butylbenzene	ND	2.0		µg/L	1	10/26/01 4:35:00 AM
1,2,4-Trimethylbenzene	ND	2.0		µg/L	1	10/26/01 4:35:00 AM
sec-Butylbenzene	ND	2.0		µg/L	1	10/26/01 4:35:00 AM
4-Isopropyltoluene	ND	2.0		µg/L	1	10/26/01 4:35:00 AM
1,3-Dichlorobenzene	ND	2.0		µg/L	1	10/26/01 4:35:00 AM
1,4-Dichlorobenzene	ND	2.0		µg/L	1	10/26/01 4:35:00 AM
n-Butylbenzene	ND	2.0		µg/L	1	10/26/01 4:35:00 AM
1,2-Dichlorobenzene	ND	2.0		µg/L	1	10/26/01 4:35:00 AM
1,2-Dibromo-3-chloropropane	ND	5.0		µg/L	1	10/26/01 4:35:00 AM
1,2,4-Trichlorobenzene	ND	2.0		µg/L	1	10/26/01 4:35:00 AM
Hexachlorobutadiene	ND	2.0		µg/L	1	10/26/01 4:35:00 AM
Naphthalene	ND	5.0		µg/L	1	10/26/01 4:35:00 AM
1,2,3-Trichlorobenzene	ND	2.0		µg/L	1	10/26/01 4:35:00 AM
Surr: Dibromofluoromethane	99.2	85-118		%REC	1	10/26/01 4:35:00 AM
Surr: 1,2-Dichloroethane-d4	98.4	75-124		%REC	1	10/26/01 4:35:00 AM
Surr: Toluene-d8	96.0	86-111		%REC	1	10/26/01 4:35:00 AM
Surr: 4-Bromofluorobenzene	99.7	76-113		%REC	1	10/26/01 4:35:00 AM

Qualifiers:

ND - Not Detected at the Reporting Limit
J - Analyte detected below quantitation limits
B - Analyte detected in the associated Method Blank
H - Method prescribed holding time exceeded
S - Spike Recovery outside accepted recovery limits
R - RPD outside accepted recovery limits
E - Value above quantitation range
- See Case Narrative
RL - Reporting Limit; defined as the lowest concentration the laboratory can accurately quantitate.

AMRO Environmental Laboratories Corp.

Date: *30-Oct-01*

CLIENT:	STV Incorporated	**Client Sample ID:**	TE-MW-2-15
Lab Order:	0110183		
Project:	0710730 East Side Access	**Collection Date:**	10/17/01
Lab ID:	0110183-02A	**Matrix:**	GROUNDWATER

Analyses	Result	RL	Qual	Units	DF	Date Analyzed
VOLATILES BY GC/MS		**SW8260B**				Analyst: **JSL**
Dichlorodifluoromethane	ND	5.0		µg/L	1	10/26/01 4:35:00 AM
Chloromethane	ND	5.0		µg/L	1	10/26/01 4:35:00 AM
Vinyl chloride	ND	2.0		µg/L	1	10/26/01 4:35:00 AM
Chloroethane	ND	5.0		µg/L	1	10/26/01 4:35:00 AM
Bromomethane	ND	2.0		µg/L	1	10/26/01 4:35:00 AM
Trichlorofluoromethane	ND	2.0		µg/L	1	10/26/01 4:35:00 AM
Acetone	ND	10		µg/L	1	10/26/01 4:35:00 AM
1,1-Dichloroethene	ND	1.0		µg/L	1	10/26/01 4:35:00 AM
Carbon disulfide	ND	2.0		µg/L	1	10/26/01 4:35:00 AM
Methylene chloride	ND	5.0		µg/L	1	10/26/01 4:35:00 AM
Methyl tert-butyl ether	ND	2.0		µg/L	1	10/26/01 4:35:00 AM
trans-1,2-Dichloroethene	ND	2.0		µg/L	1	10/26/01 4:35:00 AM
1,1-Dichloroethane	ND	2.0		µg/L	1	10/26/01 4:35:00 AM
2-Butanone	ND	10		µg/L	1	10/26/01 4:35:00 AM
2,2-Dichloropropane	ND	2.0		µg/L	1	10/26/01 4:35:00 AM
cis-1,2-Dichloroethene	2.9	2.0		µg/L	1	10/26/01 4:35:00 AM
Chloroform	ND	2.0		µg/L	1	10/26/01 4:35:00 AM
Bromochloromethane	ND	2.0		µg/L	1	10/26/01 4:35:00 AM
1,1,1-Trichloroethane	ND	2.0		µg/L	1	10/26/01 4:35:00 AM
1,1-Dichloropropene	ND	2.0		µg/L	1	10/26/01 4:35:00 AM
Carbon tetrachloride	ND	2.0		µg/L	1	10/26/01 4:35:00 AM
1,2-Dichloroethane	ND	2.0		µg/L	1	10/26/01 4:35:00 AM
Benzene	ND	1.0		µg/L	1	10/26/01 4:35:00 AM
Trichloroethene	34	2.0		µg/L	1	10/26/01 4:35:00 AM
1,2-Dichloropropane	ND	2.0		µg/L	1	10/26/01 4:35:00 AM
Bromodichloromethane	ND	2.0		µg/L	1	10/26/01 4:35:00 AM
Dibromomethane	ND	2.0		µg/L	1	10/26/01 4:35:00 AM
4-Methyl-2-pentanone	ND	10		µg/L	1	10/26/01 4:35:00 AM
cis-1,3-Dichloropropene	ND	1.0		µg/L	1	10/26/01 4:35:00 AM
Toluene	2.5	2.0		µg/L	1	10/26/01 4:35:00 AM
trans-1,3-Dichloropropene	ND	1.0		µg/L	1	10/26/01 4:35:00 AM
1,1,2-Trichloroethane	ND	2.0		µg/L	1	10/26/01 4:35:00 AM
1,2-Dibromoethane	ND	2.0		µg/L	1	10/26/01 4:35:00 AM
2-Hexanone	ND	10		µg/L	1	10/26/01 4:35:00 AM
1,3-Dichloropropane	ND	2.0		µg/L	1	10/26/01 4:35:00 AM
Tetrachloroethene	ND	2.0		µg/L	1	10/26/01 4:35:00 AM
Dibromochloromethane	ND	2.0		µg/L	1	10/26/01 4:35:00 AM
Chlorobenzene	ND	2.0		µg/L	1	10/26/01 4:35:00 AM

Qualifiers:

ND - Not Detected at the Reporting Limit
J - Analyte detected below quantitation limits
B - Analyte detected in the associated Method Blank
H - Method prescribed holding time exceeded
S - Spike Recovery outside accepted recovery limits
R - RPD outside accepted recovery limits
E - Value above quantitation range
- See Case Narrative
RL - Reporting Limit; defined as the lowest concentration the laboratory can accurately quantitate.

AMRO Environmental Laboratories Corp.

Date: *30-Oct-01*

CLIENT:	STV Incorporated	**Client Sample ID:**	TE-MW-1A-10
Lab Order:	0110183		
Project:	0710730 East Side Access	**Collection Date:**	10/17/01
Lab ID:	0110183-01A	**Matrix:**	GROUNDWATER

Analyses	Result	RL	Qual	Units	DF	Date Analyzed
1,1,1,2-Tetrachloroethane	ND	2.0		µg/L	1	10/26/01 4:00:00 AM
Ethylbenzene	ND	2.0		µg/L	1	10/26/01 4:00:00 AM
m,p-Xylene	ND	2.0		µg/L	1	10/26/01 4:00:00 AM
o-Xylene	ND	2.0		µg/L	1	10/26/01 4:00:00 AM
Styrene	ND	2.0		µg/L	1	10/26/01 4:00:00 AM
Bromoform	ND	2.0		µg/L	1	10/26/01 4:00:00 AM
Isopropylbenzene	ND	2.0		µg/L	1	10/26/01 4:00:00 AM
1,1,2,2-Tetrachloroethane	ND	2.0		µg/L	1	10/26/01 4:00:00 AM
1,2,3-Trichloropropane	ND	2.0		µg/L	1	10/26/01 4:00:00 AM
Bromobenzene	ND	2.0		µg/L	1	10/26/01 4:00:00 AM
n-Propylbenzene	ND	2.0		µg/L	1	10/26/01 4:00:00 AM
2-Chlorotoluene	ND	2.0		µg/L	1	10/26/01 4:00:00 AM
4-Chlorotoluene	ND	2.0		µg/L	1	10/26/01 4:00:00 AM
1,3,5-Trimethylbenzene	ND	2.0		µg/L	1	10/26/01 4:00:00 AM
tert-Butylbenzene	ND	2.0		µg/L	1	10/26/01 4:00:00 AM
1,2,4-Trimethylbenzene	ND	2.0		µg/L	1	10/26/01 4:00:00 AM
sec-Butylbenzene	ND	2.0		µg/L	1	10/26/01 4:00:00 AM
4-Isopropyltoluene	ND	2.0		µg/L	1	10/26/01 4:00:00 AM
1,3-Dichlorobenzene	ND	2.0		µg/L	1	10/26/01 4:00:00 AM
1,4-Dichlorobenzene	ND	2.0		µg/L	1	10/26/01 4:00:00 AM
n-Butylbenzene	ND	2.0		µg/L	1	10/26/01 4:00:00 AM
1,2-Dichlorobenzene	ND	2.0		µg/L	1	10/26/01 4:00:00 AM
1,2-Dibromo-3-chloropropane	ND	5.0		µg/L	1	10/26/01 4:00:00 AM
1,2,4-Trichlorobenzene	ND	2.0		µg/L	1	10/26/01 4:00:00 AM
Hexachlorobutadiene	ND	2.0		µg/L	1	10/26/01 4:00:00 AM
Naphthalene	ND	5.0		µg/L	1	10/26/01 4:00:00 AM
1,2,3-Trichlorobenzene	ND	2.0		µg/L	1	10/26/01 4:00:00 AM
Surr: Dibromofluoromethane	101	85-118		%REC	1	10/26/01 4:00:00 AM
Surr: 1,2-Dichloroethane-d4	101	75-124		%REC	1	10/26/01 4:00:00 AM
Surr: Toluene-d8	99.9	86-111		%REC	1	10/26/01 4:00:00 AM
Surr: 4-Bromofluorobenzene	99.6	76-113		%REC	1	10/26/01 4:00:00 AM

Qualifiers:

ND - Not Detected at the Reporting Limit

J - Analyte detected below quantitation limits

B - Analyte detected in the associated Method Blank

H - Method prescribed holding time exceeded

S - Spike Recovery outside accepted recovery limits

R - RPD outside accepted recovery limits

E - Value above quantitation range

- See Case Narrative

RL - Reporting Limit; defined as the lowest concentration the laboratory can accurately quantitate.

AMRO Environmental Laboratories Corp.

Date: *30-Oct-01*

CLIENT:	STV Incorporated	**Client Sample ID:**	TE-MW-1A-10
Lab Order:	0110183		
Project:	0710730 East Side Access	**Collection Date:**	10/17/01
Lab ID:	0110183-01A	**Matrix:**	GROUNDWATER

Analyses	Result	RL	Qual	Units	DF	Date Analyzed
VOLATILES BY GC/MS		**SW8260B**				Analyst: JSL
Dichlorodifluoromethane	ND	5.0		µg/L	1	10/26/01 4:00:00 AM
Chloromethane	ND	5.0		µg/L	1	10/26/01 4:00:00 AM
Vinyl chloride	ND	2.0		µg/L	1	10/26/01 4:00:00 AM
Chloroethane	ND	5.0		µg/L	1	10/26/01 4:00:00 AM
Bromomethane	ND	2.0		µg/L	1	10/26/01 4:00:00 AM
Trichlorofluoromethane	ND	2.0		µg/L	1	10/26/01 4:00:00 AM
Acetone	ND	10		µg/L	1	10/26/01 4:00:00 AM
1,1-Dichloroethene	ND	1.0		µg/L	1	10/26/01 4:00:00 AM
Carbon disulfide	ND	2.0		µg/L	1	10/26/01 4:00:00 AM
Methylene chloride	ND	5.0		µg/L	1	10/26/01 4:00:00 AM
Methyl tert-butyl ether	ND	2.0		µg/L	1	10/26/01 4:00:00 AM
trans-1,2-Dichloroethene	ND	2.0		µg/L	1	10/26/01 4:00:00 AM
1,1-Dichloroethane	ND	2.0		µg/L	1	10/26/01 4:00:00 AM
2-Butanone	ND	10		µg/L	1	10/26/01 4:00:00 AM
2,2-Dichloropropane	ND	2.0		µg/L	1	10/26/01 4:00:00 AM
cis-1,2-Dichloroethene	ND	2.0		µg/L	1	10/26/01 4:00:00 AM
Chloroform	ND	2.0		µg/L	1	10/26/01 4:00:00 AM
Bromochloromethane	ND	2.0		µg/L	1	10/26/01 4:00:00 AM
1,1,1-Trichloroethane	ND	2.0		µg/L	1	10/26/01 4:00:00 AM
1,1-Dichloropropene	ND	2.0		µg/L	1	10/26/01 4:00:00 AM
Carbon tetrachloride	ND	2.0		µg/L	1	10/26/01 4:00:00 AM
1,2-Dichloroethane	ND	2.0		µg/L	1	10/26/01 4:00:00 AM
Benzene	ND	1.0		µg/L	1	10/26/01 4:00:00 AM
Trichloroethene	2.6	2.0		µg/L	1	10/26/01 4:00:00 AM
1,2-Dichloropropane	ND	2.0		µg/L	1	10/26/01 4:00:00 AM
Bromodichloromethane	ND	2.0		µg/L	1	10/26/01 4:00:00 AM
Dibromomethane	ND	2.0		µg/L	1	10/26/01 4:00:00 AM
4-Methyl-2-pentanone	ND	10		µg/L	1	10/26/01 4:00:00 AM
cis-1,3-Dichloropropene	ND	1.0		µg/L	1	10/26/01 4:00:00 AM
Toluene	3.0	2.0		µg/L	1	10/26/01 4:00:00 AM
trans-1,3-Dichloropropene	ND	1.0		µg/L	1	10/26/01 4:00:00 AM
1,1,2-Trichloroethane	ND	2.0		µg/L	1	10/26/01 4:00:00 AM
1,2-Dibromoethane	ND	2.0		µg/L	1	10/26/01 4:00:00 AM
2-Hexanone	ND	10		µg/L	1	10/26/01 4:00:00 AM
1,3-Dichloropropane	ND	2.0		µg/L	1	10/26/01 4:00:00 AM
Tetrachloroethene	ND	2.0		µg/L	1	10/26/01 4:00:00 AM
Dibromochloromethane	ND	2.0		µg/L	1	10/26/01 4:00:00 AM
Chlorobenzene	ND	2.0		µg/L	1	10/26/01 4:00:00 AM

Qualifiers:

ND - Not Detected at the Reporting Limit
J - Analyte detected below quantitation limits
B - Analyte detected in the associated Method Blank
H - Method prescribed holding time exceeded
S - Spike Recovery outside accepted recovery limits
R - RPD outside accepted recovery limits
E - Value above quantitation range
- See Case Narrative
RL - Reporting Limit; defined as the lowest concentration the laboratory can accurately quantitate.

AMRO Environmental Laboratories Corp.

Date: *30-Oct-01*

CLIENT:	STV Incorporated	**Client Sample ID:**	TE-MW-2-17
Lab Order:	0110183		
Project:	0710730 East Side Access	**Collection Date:**	10/17/01
Lab ID:	0110183-03D	**Matrix:**	GROUNDWATER

Analyses	Result	RL	Qual	Units	DF	Date Analyzed
ICP METALS DISSOLVED SW-846		**SW6010B**				Analyst: RK
Aluminum	ND	200		µg/L	1	10/22/01 5:23:24 PM
Antimony	ND	20		µg/L	1	10/22/01 5:23:24 PM
Barium	ND	200		µg/L	1	10/22/01 5:23:24 PM
Beryllium	ND	5.0		µg/L	1	10/22/01 5:23:24 PM
Cadmium	ND	5.0		µg/L	1	10/22/01 5:23:24 PM
Calcium	74,000	2,500		µg/L	1	10/22/01 5:23:24 PM
Chromium	34	10		µg/L	1	10/22/01 5:23:24 PM
Cobalt	ND	50		µg/L	1	10/22/01 5:23:24 PM
Copper	ND	25		µg/L	1	10/22/01 5:23:24 PM
Iron	ND	100		µg/L	1	10/22/01 5:23:24 PM
Magnesium	32,000	2,500		µg/L	1	10/22/01 5:23:24 PM
Manganese	440	15		µg/L	1	10/22/01 5:23:24 PM
Nickel	ND	40		µg/L	1	10/22/01 5:23:24 PM
Potassium	4,500	2,500		µg/L	1	10/22/01 5:23:24 PM
Silver	ND	7.0		µg/L	1	10/22/01 5:23:24 PM
Sodium	210,000	2,500		µg/L	1	10/22/01 5:23:24 PM
Vanadium	ND	50		µg/L	1	10/22/01 5:23:24 PM
Zinc	36	20		µg/L	1	10/22/01 5:23:24 PM
ARSENIC, DISSOLVED		**SW7060A**				Analyst: APL
Arsenic	ND	5.0		µg/L	1	10/22/01
MERCURY, DISSOLVED		**SW7470A**				Analyst: GS
Mercury	ND	0.20		µg/L	1	10/22/01
LEAD, DISSOLVED		**SW7421**				Analyst: APL
Lead	ND	5.0		µg/L	1	10/22/01
SELENIUM, DISSOLVED		**SW7740**				Analyst: APL
Selenium	ND	5.0		µg/L	1	10/22/01
THALLIUM, DISSOLVED		**SW7841**				Analyst: APL
Thallium	ND	5.0		µg/L	1	10/22/01

Qualifiers:

ND - Not Detected at the Reporting Limit
J - Analyte detected below quantitation limits
B - Analyte detected in the associated Method Blank
H - Method prescribed holding time exceeded
S - Spike Recovery outside accepted recovery limits
R - RPD outside accepted recovery limits
E - Value above quantitation range
- See Case Narrative
RL - Reporting Limit; defined as the lowest concentration the laboratory can accurately quantitate.

AMRO Environmental Laboratories Corp.

Date: *30-Oct-01*

CLIENT:	STV Incorporated	**Client Sample ID:**	TE-MW-2-17
Lab Order:	0110183		
Project:	0710730 East Side Access	**Collection Date:**	10/17/01
Lab ID:	0110183-03C	**Matrix:**	GROUNDWATER

Analyses	Result	RL	Qual	Units	DF	Date Analyzed
ICP METALS TOTAL SW-846		**SW6010B**				Analyst: RK
Aluminum	1,300	200		µg/L	1	10/22/01 4:59:44 PM
Antimony	ND	20		µg/L	1	10/22/01 4:59:44 PM
Barium	ND	200		µg/L	1	10/22/01 4:59:44 PM
Beryllium	ND	5.0		µg/L	1	10/22/01 4:59:44 PM
Cadmium	ND	5.0		µg/L	1	10/22/01 4:59:44 PM
Calcium	72,000	2,500		µg/L	1	10/22/01 4:59:44 PM
Chromium	40	10		µg/L	1	10/22/01 4:59:44 PM
Cobalt	ND	50		µg/L	1	10/22/01 4:59:44 PM
Copper	ND	25		µg/L	1	10/22/01 4:59:44 PM
Iron	3,000	100		µg/L	1	10/22/01 4:59:44 PM
Magnesium	32,000	2,500		µg/L	1	10/22/01 4:59:44 PM
Manganese	410	15		µg/L	1	10/22/01 4:59:44 PM
Nickel	ND	40		µg/L	1	10/22/01 4:59:44 PM
Potassium	5,000	2,500		µg/L	1	10/22/01 4:59:44 PM
Silver	ND	7.0		µg/L	1	10/22/01 4:59:44 PM
Sodium	210,000	2,500		µg/L	1	10/22/01 4:59:44 PM
Vanadium	ND	50		µg/L	1	10/22/01 4:59:44 PM
Zinc	69	20		µg/L	1	10/22/01 4:59:44 PM
ARSENIC, TOTAL		**SW7060A**				Analyst: APL
Arsenic	ND	5.0		µg/L	1	10/22/01
MERCURY, TOTAL		**SW7470A**				Analyst: GS
Mercury	ND	0.20		µg/L	1	10/22/01
LEAD, TOTAL		**SW7421**				Analyst: APL
Lead	ND	5.0		µg/L	1	10/22/01
SELENIUM, TOTAL		**SW7740**				Analyst: APL
Selenium	ND	5.0		µg/L	1	10/22/01
THALLIUM, TOTAL		**SW7841**				Analyst: APL
Thallium	ND	5.0		µg/L	1	10/22/01

Qualifiers:

ND - Not Detected at the Reporting Limit
J - Analyte detected below quantitation limits
B - Analyte detected in the associated Method Blank
H - Method prescribed holding time exceeded
S - Spike Recovery outside accepted recovery limits
R - RPD outside accepted recovery limits
E - Value above quantitation range
- See Case Narrative
RL - Reporting Limit; defined as the lowest concentration the laboratory can accurately quantitate.

AMRO Environmental Laboratories Corp.

Date: *30-Oct-01*

CLIENT:	STV Incorporated	**Client Sample ID:**	TE-MW-2-15
Lab Order:	0110183		
Project:	0710730 East Side Access	**Collection Date:**	10/17/01
Lab ID:	0110183-02D	**Matrix:**	GROUNDWATER

Analyses	Result	RL	Qual	Units	DF	Date Analyzed
ICP METALS DISSOLVED SW-846		**SW6010B**				Analyst: RK
Aluminum	ND	200		µg/L	1	10/22/01 5:18:24 PM
Antimony	ND	20		µg/L	1	10/22/01 5:18:24 PM
Barium	ND	200		µg/L	1	10/22/01 5:18:24 PM
Beryllium	ND	5.0		µg/L	1	10/22/01 5:18:24 PM
Cadmium	ND	5.0		µg/L	1	10/22/01 5:18:24 PM
Calcium	57,000	2,500		µg/L	1	10/22/01 5:18:24 PM
Chromium	ND	10		µg/L	1	10/22/01 5:18:24 PM
Cobalt	ND	50		µg/L	1	10/22/01 5:18:24 PM
Copper	ND	25		µg/L	1	10/22/01 5:18:24 PM
Iron	ND	100		µg/L	1	10/22/01 5:18:24 PM
Magnesium	21,000	2,500		µg/L	1	10/22/01 5:18:24 PM
Manganese	200	15		µg/L	1	10/22/01 5:18:24 PM
Nickel	ND	40		µg/L	1	10/22/01 5:18:24 PM
Potassium	8,900	2,500		µg/L	1	10/22/01 5:18:24 PM
Silver	ND	7.0		µg/L	1	10/22/01 5:18:24 PM
Sodium	73,000	2,500		µg/L	1	10/22/01 5:18:24 PM
Vanadium	ND	50		µg/L	1	10/22/01 5:18:24 PM
Zinc	ND	20		µg/L	1	10/22/01 5:18:24 PM
ARSENIC, DISSOLVED		**SW7060A**				Analyst: APL
Arsenic	ND	5.0		µg/L	1	10/22/01
MERCURY, DISSOLVED		**SW7470A**				Analyst: GS
Mercury	ND	0.20		µg/L	1	10/22/01
LEAD, DISSOLVED		**SW7421**				Analyst: APL
Lead	ND	5.0		µg/L	1	10/22/01
SELENIUM, DISSOLVED		**SW7740**				Analyst: APL
Selenium	ND	5.0		µg/L	1	10/22/01
THALLIUM, DISSOLVED		**SW7841**				Analyst: APL
Thallium	ND	5.0		µg/L	1	10/22/01

Qualifiers:

ND - Not Detected at the Reporting Limit
J - Analyte detected below quantitation limits
B - Analyte detected in the associated Method Blank
H - Method prescribed holding time exceeded
S - Spike Recovery outside accepted recovery limits
R - RPD outside accepted recovery limits
E - Value above quantitation range
- See Case Narrative
RL - Reporting Limit; defined as the lowest concentration the laboratory can accurately quantitate.

AMRO Environmental Laboratories Corp.

Date: *30-Oct-01*

CLIENT:	STV Incorporated	**Client Sample ID:**	TE-MW-2-15
Lab Order:	0110183		
Project:	0710730 East Side Access	**Collection Date:**	10/17/01
Lab ID:	0110183-02C	**Matrix:**	GROUNDWATER

Analyses	Result	RL	Qual	Units	DF	Date Analyzed
ICP METALS TOTAL SW-846		**SW6010B**				Analyst: RK
Aluminum	3,700	200		µg/L	1	10/22/01 4:54:41 PM
Antimony	ND	20		µg/L	1	10/22/01 4:54:41 PM
Barium	220	200		µg/L	1	10/22/01 4:54:41 PM
Beryllium	ND	5.0		µg/L	1	10/22/01 4:54:41 PM
Cadmium	ND	5.0		µg/L	1	10/22/01 4:54:41 PM
Calcium	73,000	2,500		µg/L	1	10/22/01 4:54:41 PM
Chromium	11	10		µg/L	1	10/22/01 4:54:41 PM
Cobalt	ND	50		µg/L	1	10/22/01 4:54:41 PM
Copper	31	25		µg/L	1	10/22/01 4:54:41 PM
Iron	8,600	100		µg/L	1	10/22/01 4:54:41 PM
Magnesium	27,000	2,500		µg/L	1	10/22/01 4:54:41 PM
Manganese	600	15		µg/L	1	10/22/01 4:54:41 PM
Nickel	ND	40		µg/L	1	10/22/01 4:54:41 PM
Potassium	9,900	2,500		µg/L	1	10/22/01 4:54:41 PM
Silver	ND	7.0		µg/L	1	10/22/01 4:54:41 PM
Sodium	74,000	2,500		µg/L	1	10/22/01 4:54:41 PM
Vanadium	ND	50		µg/L	1	10/22/01 4:54:41 PM
Zinc	130	20		µg/L	1	10/22/01 4:54:41 PM
ARSENIC, TOTAL		**SW7060A**				Analyst: APL
Arsenic	ND	5.0		µg/L	1	10/22/01
MERCURY, TOTAL		**SW7470A**				Analyst: GS
Mercury	ND	0.20		µg/L	1	10/22/01
LEAD, TOTAL		**SW7421**				Analyst: APL
Lead	41	5.0		µg/L	1	10/22/01
SELENIUM, TOTAL		**SW7740**				Analyst: APL
Selenium	ND	5.0		µg/L	1	10/22/01
THALLIUM, TOTAL		**SW7841**				Analyst: APL
Thallium	ND	5.0		µg/L	1	10/22/01

Qualifiers:

ND - Not Detected at the Reporting Limit
J - Analyte detected below quantitation limits
B - Analyte detected in the associated Method Blank
H - Method prescribed holding time exceeded
S - Spike Recovery outside accepted recovery limits
R - RPD outside accepted recovery limits
E - Value above quantitation range
- See Case Narrative
RL - Reporting Limit; defined as the lowest concentration the laboratory can accurately quantitate.

AMRO Environmental Laboratories Corp.

Date: *30-Oct-01*

CLIENT:	STV Incorporated	**Client Sample ID:**	TE-MW-1A-10
Lab Order:	0110183		
Project:	0710730 East Side Access	**Collection Date:**	10/17/01
Lab ID:	0110183-01D	**Matrix:**	GROUNDWATER

Analyses	Result	RL	Qual	Units	DF	Date Analyzed
ICP METALS DISSOLVED SW-846		**SW6010B**				Analyst: RK
Aluminum	ND	200		µg/L	1	10/22/01 5:04:45 PM
Antimony	ND	20		µg/L	1	10/22/01 5:04:45 PM
Barium	ND	200		µg/L	1	10/22/01 5:04:45 PM
Beryllium	ND	5.0		µg/L	1	10/22/01 5:04:45 PM
Cadmium	ND	5.0		µg/L	1	10/22/01 5:04:45 PM
Calcium	58,000	2,500		µg/L	1	10/22/01 5:04:45 PM
Chromium	ND	10		µg/L	1	10/22/01 5:04:45 PM
Cobalt	ND	50		µg/L	1	10/22/01 5:04:45 PM
Copper	ND	25		µg/L	1	10/22/01 5:04:45 PM
Iron	ND	100		µg/L	1	10/22/01 5:04:45 PM
Magnesium	18,000	2,500		µg/L	1	10/22/01 5:04:45 PM
Manganese	2,100	15		µg/L	1	10/22/01 5:04:45 PM
Nickel	ND	40		µg/L	1	10/22/01 5:04:45 PM
Potassium	5,100	2,500		µg/L	1	10/22/01 5:04:45 PM
Silver	ND	7.0		µg/L	1	10/22/01 5:04:45 PM
Sodium	73,000	2,500		µg/L	1	10/22/01 5:04:45 PM
Vanadium	ND	50		µg/L	1	10/22/01 5:04:45 PM
Zinc	ND	20		µg/L	1	10/22/01 5:04:45 PM
ARSENIC, DISSOLVED		**SW7060A**				Analyst: APL
Arsenic	ND	5.0		µg/L	1	10/22/01
MERCURY, DISSOLVED		**SW7470A**				Analyst: GS
Mercury	ND	0.20		µg/L	1	10/22/01
LEAD, DISSOLVED		**SW7421**				Analyst: APL
Lead	ND	5.0		µg/L	1	10/22/01
SELENIUM, DISSOLVED		**SW7740**				Analyst: APL
Selenium	ND	5.0		µg/L	1	10/22/01
THALLIUM, DISSOLVED		**SW7841**				Analyst: APL
Thallium	ND	5.0		µg/L	1	10/22/01

Qualifiers:

ND - Not Detected at the Reporting Limit
J - Analyte detected below quantitation limits
B - Analyte detected in the associated Method Blank
H - Method prescribed holding time exceeded
S - Spike Recovery outside accepted recovery limits
R - RPD outside accepted recovery limits
E - Value above quantitation range
- See Case Narrative
RL - Reporting Limit; defined as the lowest concentration the laboratory can accurately quantitate.

AMRO Environmental Laboratories Corp.

Date: *30-Oct-01*

CLIENT:	STV Incorporated	**Client Sample ID:**	TE-MW-1A-10
Lab Order:	0110183		
Project:	0710730 East Side Access	**Collection Date:**	10/17/01
Lab ID:	0110183-01C	**Matrix:**	GROUNDWATER

Analyses	Result	RL	Qual	Units	DF	Date Analyzed
ICP METALS TOTAL SW-846		**SW6010B**				Analyst: RK
Aluminum	5,900	200		µg/L	1	10/22/01 4:49:41 PM
Antimony	ND	20		µg/L	1	10/22/01 4:49:41 PM
Barium	ND	200		µg/L	1	10/22/01 4:49:41 PM
Beryllium	ND	5.0		µg/L	1	10/22/01 4:49:41 PM
Cadmium	ND	5.0		µg/L	1	10/22/01 4:49:41 PM
Calcium	64,000	2,500		µg/L	1	10/22/01 4:49:41 PM
Chromium	21	10		µg/L	1	10/22/01 4:49:41 PM
Cobalt	ND	50		µg/L	1	10/22/01 4:49:41 PM
Copper	42	25		µg/L	1	10/22/01 4:49:41 PM
Iron	15,000	100		µg/L	1	10/22/01 4:49:41 PM
Magnesium	23,000	2,500		µg/L	1	10/22/01 4:49:41 PM
Manganese	2,300	15		µg/L	1	10/22/01 4:49:41 PM
Nickel	ND	40		µg/L	1	10/22/01 4:49:41 PM
Potassium	6,500	2,500		µg/L	1	10/22/01 4:49:41 PM
Silver	ND	7.0		µg/L	1	10/22/01 4:49:41 PM
Sodium	74,000	2,500		µg/L	1	10/22/01 4:49:41 PM
Vanadium	ND	50		µg/L	1	10/22/01 4:49:41 PM
Zinc	72	20		µg/L	1	10/22/01 4:49:41 PM
ARSENIC, TOTAL		**SW7060A**				Analyst: APL
Arsenic	6.5	5.0		µg/L	1	10/22/01
MERCURY, TOTAL		**SW7470A**				Analyst: GS
Mercury	0.48	0.20		µg/L	1	10/22/01
LEAD, TOTAL		**SW7421**				Analyst: APL
Lead	50	5.0		µg/L	1	10/22/01
SELENIUM, TOTAL		**SW7740**				Analyst: APL
Selenium	ND	5.0		µg/L	1	10/22/01
THALLIUM, TOTAL		**SW7841**				Analyst: APL
Thallium	ND	5.0		µg/L	1	10/22/01

Qualifiers:

ND - Not Detected at the Reporting Limit
J - Analyte detected below quantitation limits
B - Analyte detected in the associated Method Blank
H - Method prescribed holding time exceeded
S - Spike Recovery outside accepted recovery limits
R - RPD outside accepted recovery limits
E - Value above quantitation range
- See Case Narrative
RL - Reporting Limit; defined as the lowest concentration the laboratory can accurately quantitate.

AMRO Environmental Laboratories Corp. **Date:** *30-Oct-01*

CLIENT:	STV Incorporated
Project:	0710730 East Side Access
Lab Order:	0110183

CASE NARRATIVE

By the client request all samples for Dissolved metals analyses were filtered and preserved by the laboratory.

AMRO Environmental Laboratories Corp.

Date: *30-Oct-01*

CLIENT: STV Incorporated
Project: 0710730 East Side Access
Lab Order: 0110183
Date Received: 10/18/01

Work Order Sample Summary

Lab Sample ID	Client Sample ID	Collection Date
0110183-01A	TE-MW-1A-10	10/17/01
0110183-01B	TE-MW-1A-10	10/17/01
0110183-01C	TE-MW-1A-10	10/17/01
0110183-01D	TE-MW-1A-10	10/17/01
0110183-02A	TE-MW-2-15	10/17/01
0110183-02B	TE-MW-2-15	10/17/01
0110183-02C	TE-MW-2-15	10/17/01
0110183-02D	TE-MW-2-15	10/17/01
0110183-03A	TE-MW-2-17	10/17/01
0110183-03B	TE-MW-2-17	10/17/01
0110183-03C	TE-MW-2-17	10/17/01
0110183-03D	TE-MW-2-17	10/17/01

AMRO Environmental Laboratories Corporation

111 Herrick Street, Merrimack, NH 03054
TEL: (603) 424-2022 · FAX: (603) 429-8496

October 30, 2001

Jeff Butler
STV Incorporated
225 Park Avenue South
New York, NY 10003
TEL: (212) 777-4400
FAX: (212) 529-5237

RE: 0710730 East Side Access Order No.: 0110158

Dear Jeff Butler:

AMRO Environmental Laboratories Corp. received 4 samples on 10/16/01 for the analyses presented in the following report.

AMRO operates a Quality Assurance Program which meets or exceeds National Environmental Laboratory Accreditation Conference (NELAC), state, and EPA requirements. A copy of the appropriate state and/or NELAC Certificate is attached.

The enclosed Sample Receipt Checklist details the condition of your sample(s) upon receipt. Please be advised that any unused sample volume and sample extracts will be stored for a period of thirty (30) days from this report date. After this time, AMRO will properly dispose of the remaining sample(s). If you require further analysis, or need the samples held for a longer period, please contact us immediately.

This report consists of a total of 17 pages. This letter is an integral part of your data report. If you have any questions regarding this project in the future, please refer to the Order Number above.

Sincerely,

Nancy Stewart
Vice President / Lab Director

AMRO Environmental Laboratories Corp.

Date: *30-Oct-01*

CLIENT: STV Incorporated
Project: 0710730 East Side Access
Lab Order: 0110158
Date Received: 10/16/01

Work Order Sample Summary

Lab Sample ID	Client Sample ID	Collection Date
0110158-01A	TE-MW-2-15 (27')	10/15/01
0110158-02A	TE-MW-2-15 (40')	10/15/01
0110158-03A	TE-MW-2-15 (25-27')	10/15/01
0110158-04A	TE-MW-2-15 (38-40')	10/15/01

AMRO Environmental Laboratories Corp.

Date: *30-Oct-01*

CLIENT:	STV Incorporated	**Client Sample ID:**	TE-MW-2-15 (27')
Lab Order:	0110158		
Project:	0710730 East Side Access	**Collection Date:**	10/15/01
Lab ID:	0110158-01A	**Matrix:**	SOIL

Analyses	Result	RL	Qual	Units	DF	Date Analyzed
PERCENT MOISTURE		**D2216**				Analyst: JC
Percent Moisture	22.9	0		wt%	1	10/17/01

Qualifiers:

ND - Not Detected at the Reporting Limit

J - Analyte detected below quantitation limits

B - Analyte detected in the associated Method Blank

H - Method prescribed holding time exceeded

S - Spike Recovery outside accepted recovery limits

R - RPD outside accepted recovery limits

E - Value above quantitation range

- See Case Narrative

RL - Reporting Limit; defined as the lowest concentration the laboratory can accurately quantitate.

AMRO Environmental Laboratories Corp.

Date: *30-Oct-01*

CLIENT:	STV Incorporated	**Client Sample ID:**	TE-MW-2-15 (40')
Lab Order:	0110158		
Project:	0710730 East Side Access	**Collection Date:**	10/15/01
Lab ID:	0110158-02A	**Matrix:**	SOIL

Analyses	Result	RL	Qual	Units	DF	Date Analyzed
PERCENT MOISTURE		D2216				Analyst: JC
Percent Moisture	16.6	0		wt%	1	10/17/01

Qualifiers:

ND - Not Detected at the Reporting Limit

J - Analyte detected below quantitation limits

B - Analyte detected in the associated Method Blank

H - Method prescribed holding time exceeded

S - Spike Recovery outside accepted recovery limits

R - RPD outside accepted recovery limits

E - Value above quantitation range

- See Case Narrative

RL - Reporting Limit; defined as the lowest concentration the laboratory can accurately quantitate.

AMRO Environmental Laboratories Corp.

Date: *30-Oct-01*

CLIENT:	STV Incorporated	**Client Sample ID:**	TE-MW-2-15 (25-27')
Lab Order:	0110158		
Project:	0710730 East Side Access	**Collection Date:**	10/15/01
Lab ID:	0110158-03A	**Matrix:**	SOIL

Analyses	Result	RL	Qual	Units	DF	Date Analyzed
PERCENT MOISTURE		**D2216**				Analyst: JC
Percent Moisture	44.4	0		wt%	1	10/17/01

Qualifiers:

ND - Not Detected at the Reporting Limit

J - Analyte detected below quantitation limits

B - Analyte detected in the associated Method Blank

H - Method prescribed holding time exceeded

S - Spike Recovery outside accepted recovery limits

R - RPD outside accepted recovery limits

E - Value above quantitation range

- See Case Narrative

RL - Reporting Limit; defined as the lowest concentration the laboratory can accurately quantitate.

AMRO Environmental Laboratories Corp.

Date: *30-Oct-01*

CLIENT:	STV Incorporated	**Client Sample ID:**	TE-MW-2-15 (38-40')
Lab Order:	0110158		
Project:	0710730 East Side Access	**Collection Date:**	10/15/01
Lab ID:	0110158-04A	**Matrix:**	SOIL

Analyses	Result	RL	Qual	Units	DF	Date Analyzed
PERCENT MOISTURE		**D2216**				Analyst: JC
Percent Moisture	26.1	0		wt%	1	10/17/01

Qualifiers:

ND - Not Detected at the Reporting Limit

J - Analyte detected below quantitation limits

B - Analyte detected in the associated Method Blank

H - Method prescribed holding time exceeded

S - Spike Recovery outside accepted recovery limits

R - RPD outside accepted recovery limits

E - Value above quantitation range

- See Case Narrative

RL - Reporting Limit; defined as the lowest concentration the laboratory can accurately quantitate.

AMRO Environmental Laboratories Corp.

Date: *30-Oct-01*

CLIENT:	STV Incorporated	**Client Sample ID:**	TE-MW-2-15 (27')
Lab Order:	0110158		
Project:	0710730 East Side Access	**Collection Date:**	10/15/01
Lab ID:	0110158-01A	**Matrix:**	SOIL

Analyses	Result	RL	Qual	Units	DF	Date Analyzed
VOLATILES BY GC/MS		**SW8260B**				Analyst: **SK**
Dichlorodifluoromethane	ND	65		µg/Kg-dry	1	10/24/01 5:37:00 PM
Chloromethane	ND	65		µg/Kg-dry	1	10/24/01 5:37:00 PM
Vinyl chloride	ND	32		µg/Kg-dry	1	10/24/01 5:37:00 PM
Chloroethane	ND	65		µg/Kg-dry	1	10/24/01 5:37:00 PM
Bromomethane	ND	65		µg/Kg-dry	1	10/24/01 5:37:00 PM
Trichlorofluoromethane	ND	65		µg/Kg-dry	1	10/24/01 5:37:00 PM
Acetone	ND	320		µg/Kg-dry	1	10/24/01 5:37:00 PM
1,1-Dichloroethene	ND	32		µg/Kg-dry	1	10/24/01 5:37:00 PM
Carbon disulfide	ND	65		µg/Kg-dry	1	10/24/01 5:37:00 PM
Methylene chloride	90	65		µg/Kg-dry	1	10/24/01 5:37:00 PM
Methyl tert-butyl ether	ND	32		µg/Kg-dry	1	10/24/01 5:37:00 PM
trans-1,2-Dichloroethene	ND	32		µg/Kg-dry	1	10/24/01 5:37:00 PM
1,1-Dichloroethane	ND	32		µg/Kg-dry	1	10/24/01 5:37:00 PM
2-Butanone	ND	320		µg/Kg-dry	1	10/24/01 5:37:00 PM
2,2-Dichloropropane	ND	32		µg/Kg-dry	1	10/24/01 5:37:00 PM
cis-1,2-Dichloroethene	ND	32		µg/Kg-dry	1	10/24/01 5:37:00 PM
Chloroform	ND	32		µg/Kg-dry	1	10/24/01 5:37:00 PM
Bromochloromethane	ND	32		µg/Kg-dry	1	10/24/01 5:37:00 PM
1,1,1-Trichloroethane	ND	32		µg/Kg-dry	1	10/24/01 5:37:00 PM
1,1-Dichloropropene	ND	32		µg/Kg-dry	1	10/24/01 5:37:00 PM
Carbon tetrachloride	ND	32		µg/Kg-dry	1	10/24/01 5:37:00 PM
1,2-Dichloroethane	ND	32		µg/Kg-dry	1	10/24/01 5:37:00 PM
Benzene	ND	32		µg/Kg-dry	1	10/24/01 5:37:00 PM
Trichloroethene	ND	32		µg/Kg-dry	1	10/24/01 5:37:00 PM
1,2-Dichloropropane	ND	32		µg/Kg-dry	1	10/24/01 5:37:00 PM
Bromodichloromethane	ND	32		µg/Kg-dry	1	10/24/01 5:37:00 PM
Dibromomethane	ND	32		µg/Kg-dry	1	10/24/01 5:37:00 PM
4-Methyl-2-pentanone	ND	320		µg/Kg-dry	1	10/24/01 5:37:00 PM
cis-1,3-Dichloropropene	ND	32		µg/Kg-dry	1	10/24/01 5:37:00 PM
Toluene	ND	32		µg/Kg-dry	1	10/24/01 5:37:00 PM
trans-1,3-Dichloropropene	ND	32		µg/Kg-dry	1	10/24/01 5:37:00 PM
1,1,2-Trichloroethane	ND	32		µg/Kg-dry	1	10/24/01 5:37:00 PM
1,2-Dibromoethane	ND	32		µg/Kg-dry	1	10/24/01 5:37:00 PM
2-Hexanone	ND	320		µg/Kg-dry	1	10/24/01 5:37:00 PM
1,3-Dichloropropane	ND	32		µg/Kg-dry	1	10/24/01 5:37:00 PM
Tetrachloroethene	ND	32		µg/Kg-dry	1	10/24/01 5:37:00 PM
Dibromochloromethane	ND	32		µg/Kg-dry	1	10/24/01 5:37:00 PM
Chlorobenzene	ND	32		µg/Kg-dry	1	10/24/01 5:37:00 PM

Qualifiers:

ND - Not Detected at the Reporting Limit

J - Analyte detected below quantitation limits

B - Analyte detected in the associated Method Blank

H - Method prescribed holding time exceeded

S - Spike Recovery outside accepted recovery limits

R - RPD outside accepted recovery limits

E - Value above quantitation range

- See Case Narrative

RL - Reporting Limit; defined as the lowest concentration the laboratory can accurately quantitate.

AMRO Environmental Laboratories Corp.

Date: *30-Oct-01*

CLIENT: STV Incorporated
Lab Order: 0110158
Project: 0710730 East Side Access
Lab ID: 0110158-01A

Client Sample ID: TE-MW-2-15 (27')
Collection Date: 10/15/01
Matrix: SOIL

Analyses	Result	RL	Qual	Units	DF	Date Analyzed
1,1,1,2-Tetrachloroethane	ND	32		µg/Kg-dry	1	10/24/01 5:37:00 PM
Ethylbenzene	ND	32		µg/Kg-dry	1	10/24/01 5:37:00 PM
m,p-Xylene	ND	32		µg/Kg-dry	1	10/24/01 5:37:00 PM
o-Xylene	ND	32		µg/Kg-dry	1	10/24/01 5:37:00 PM
Styrene	ND	32		µg/Kg-dry	1	10/24/01 5:37:00 PM
Bromoform	ND	32		µg/Kg-dry	1	10/24/01 5:37:00 PM
Isopropylbenzene	ND	32		µg/Kg-dry	1	10/24/01 5:37:00 PM
1,1,2,2-Tetrachloroethane	ND	32		µg/Kg-dry	1	10/24/01 5:37:00 PM
1,2,3-Trichloropropane	ND	32		µg/Kg-dry	1	10/24/01 5:37:00 PM
Bromobenzene	ND	32		µg/Kg-dry	1	10/24/01 5:37:00 PM
n-Propylbenzene	ND	32		µg/Kg-dry	1	10/24/01 5:37:00 PM
2-Chlorotoluene	ND	32		µg/Kg-dry	1	10/24/01 5:37:00 PM
4-Chlorotoluene	ND	32		µg/Kg-dry	1	10/24/01 5:37:00 PM
1,3,5-Trimethylbenzene	ND	32		µg/Kg-dry	1	10/24/01 5:37:00 PM
tert-Butylbenzene	ND	32		µg/Kg-dry	1	10/24/01 5:37:00 PM
1,2,4-Trimethylbenzene	ND	32		µg/Kg-dry	1	10/24/01 5:37:00 PM
sec-Butylbenzene	ND	32		µg/Kg-dry	1	10/24/01 5:37:00 PM
4-Isopropyltoluene	ND	32		µg/Kg-dry	1	10/24/01 5:37:00 PM
1,3-Dichlorobenzene	ND	32		µg/Kg-dry	1	10/24/01 5:37:00 PM
1,4-Dichlorobenzene	ND	32		µg/Kg-dry	1	10/24/01 5:37:00 PM
n-Butylbenzene	ND	32		µg/Kg-dry	1	10/24/01 5:37:00 PM
1,2-Dichlorobenzene	ND	32		µg/Kg-dry	1	10/24/01 5:37:00 PM
1,2-Dibromo-3-chloropropane	ND	65		µg/Kg-dry	1	10/24/01 5:37:00 PM
1,2,4-Trichlorobenzene	ND	32		µg/Kg-dry	1	10/24/01 5:37:00 PM
Hexachlorobutadiene	ND	32		µg/Kg-dry	1	10/24/01 5:37:00 PM
Naphthalene	ND	65		µg/Kg-dry	1	10/24/01 5:37:00 PM
1,2,3-Trichlorobenzene	ND	32		µg/Kg-dry	1	10/24/01 5:37:00 PM

Qualifiers:

ND - Not Detected at the Reporting Limit
J - Analyte detected below quantitation limits
B - Analyte detected in the associated Method Blank
H - Method prescribed holding time exceeded
S - Spike Recovery outside accepted recovery limits
R - RPD outside accepted recovery limits
E - Value above quantitation range
- See Case Narrative
RL - Reporting Limit; defined as the lowest concentration the laboratory can accurately quantitate.

AMRO Environmental Laboratories Corp.

Date: *30-Oct-01*

CLIENT:	STV Incorporated	**Client Sample ID:**	TE-MW-2-15 (40')
Lab Order:	0110158		
Project:	0710730 East Side Access	**Collection Date:**	10/15/01
Lab ID:	0110158-02A	**Matrix:**	SOIL

Analyses	Result	RL	Qual	Units	DF	Date Analyzed
VOLATILES BY GC/MS		**SW8260B**				Analyst: **SK**
Dichlorodifluoromethane	ND	58		µg/Kg-dry	1	10/24/01 6:12:00 PM
Chloromethane	ND	58		µg/Kg-dry	1	10/24/01 6:12:00 PM
Vinyl chloride	ND	29		µg/Kg-dry	1	10/24/01 6:12:00 PM
Chloroethane	ND	58		µg/Kg-dry	1	10/24/01 6:12:00 PM
Bromomethane	ND	58		µg/Kg-dry	1	10/24/01 6:12:00 PM
Trichlorofluoromethane	ND	58		µg/Kg-dry	1	10/24/01 6:12:00 PM
Acetone	ND	290		µg/Kg-dry	1	10/24/01 6:12:00 PM
1,1-Dichloroethene	ND	29		µg/Kg-dry	1	10/24/01 6:12:00 PM
Carbon disulfide	ND	58		µg/Kg-dry	1	10/24/01 6:12:00 PM
Methylene chloride	120	58		µg/Kg-dry	1	10/24/01 6:12:00 PM
Methyl tert-butyl ether	ND	29		µg/Kg-dry	1	10/24/01 6:12:00 PM
trans-1,2-Dichloroethene	ND	29		µg/Kg-dry	1	10/24/01 6:12:00 PM
1,1-Dichloroethane	ND	29		µg/Kg-dry	1	10/24/01 6:12:00 PM
2-Butanone	ND	290		µg/Kg-dry	1	10/24/01 6:12:00 PM
2,2-Dichloropropane	ND	29		µg/Kg-dry	1	10/24/01 6:12:00 PM
cis-1,2-Dichloroethene	ND	29		µg/Kg-dry	1	10/24/01 6:12:00 PM
Chloroform	ND	29		µg/Kg-dry	1	10/24/01 6:12:00 PM
Bromochloromethane	ND	29		µg/Kg-dry	1	10/24/01 6:12:00 PM
1,1,1-Trichloroethane	ND	29		µg/Kg-dry	1	10/24/01 6:12:00 PM
1,1-Dichloropropene	ND	29		µg/Kg-dry	1	10/24/01 6:12:00 PM
Carbon tetrachloride	ND	29		µg/Kg-dry	1	10/24/01 6:12:00 PM
1,2-Dichloroethane	ND	29		µg/Kg-dry	1	10/24/01 6:12:00 PM
Benzene	ND	29		µg/Kg-dry	1	10/24/01 6:12:00 PM
Trichloroethene	300	29		µg/Kg-dry	1	10/24/01 6:12:00 PM
1,2-Dichloropropane	ND	29		µg/Kg-dry	1	10/24/01 6:12:00 PM
Bromodichloromethane	ND	29		µg/Kg-dry	1	10/24/01 6:12:00 PM
Dibromomethane	ND	29		µg/Kg-dry	1	10/24/01 6:12:00 PM
4-Methyl-2-pentanone	ND	290		µg/Kg-dry	1	10/24/01 6:12:00 PM
cis-1,3-Dichloropropene	ND	29		µg/Kg-dry	1	10/24/01 6:12:00 PM
Toluene	ND	29		µg/Kg-dry	1	10/24/01 6:12:00 PM
trans-1,3-Dichloropropene	ND	29		µg/Kg-dry	1	10/24/01 6:12:00 PM
1,1,2-Trichloroethane	ND	29		µg/Kg-dry	1	10/24/01 6:12:00 PM
1,2-Dibromoethane	ND	29		µg/Kg-dry	1	10/24/01 6:12:00 PM
2-Hexanone	ND	290		µg/Kg-dry	1	10/24/01 6:12:00 PM
1,3-Dichloropropane	ND	29		µg/Kg-dry	1	10/24/01 6:12:00 PM
Tetrachloroethene	ND	29		µg/Kg-dry	1	10/24/01 6:12:00 PM
Dibromochloromethane	ND	29		µg/Kg-dry	1	10/24/01 6:12:00 PM
Chlorobenzene	ND	29		µg/Kg-dry	1	10/24/01 6:12:00 PM

Qualifiers:

ND - Not Detected at the Reporting Limit
J - Analyte detected below quantitation limits
B - Analyte detected in the associated Method Blank
H - Method prescribed holding time exceeded
S - Spike Recovery outside accepted recovery limits
R - RPD outside accepted recovery limits
E - Value above quantitation range
- See Case Narrative
RL - Reporting Limit; defined as the lowest concentration the laboratory can accurately quantitate.

AMRO Environmental Laboratories Corp.

Date: *30-Oct-01*

CLIENT:	STV Incorporated	**Client Sample ID:**	TE-MW-2-15 (40')
Lab Order:	0110158		
Project:	0710730 East Side Access	**Collection Date:**	10/15/01
Lab ID:	0110158-02A	**Matrix:**	SOIL

Analyses	Result	RL	Qual	Units	DF	Date Analyzed
1,1,1,2-Tetrachloroethane	ND	29		µg/Kg-dry	1	10/24/01 6:12:00 PM
Ethylbenzene	ND	29		µg/Kg-dry	1	10/24/01 6:12:00 PM
m,p-Xylene	ND	29		µg/Kg-dry	1	10/24/01 6:12:00 PM
o-Xylene	ND	29		µg/Kg-dry	1	10/24/01 6:12:00 PM
Styrene	ND	29		µg/Kg-dry	1	10/24/01 6:12:00 PM
Bromoform	ND	29		µg/Kg-dry	1	10/24/01 6:12:00 PM
Isopropylbenzene	ND	29		µg/Kg-dry	1	10/24/01 6:12:00 PM
1,1,2,2-Tetrachloroethane	ND	29		µg/Kg-dry	1	10/24/01 6:12:00 PM
1,2,3-Trichloropropane	ND	29		µg/Kg-dry	1	10/24/01 6:12:00 PM
Bromobenzene	ND	29		µg/Kg-dry	1	10/24/01 6:12:00 PM
n-Propylbenzene	ND	29		µg/Kg-dry	1	10/24/01 6:12:00 PM
2-Chlorotoluene	ND	29		µg/Kg-dry	1	10/24/01 6:12:00 PM
4-Chlorotoluene	ND	29		µg/Kg-dry	1	10/24/01 6:12:00 PM
1,3,5-Trimethylbenzene	ND	29		µg/Kg-dry	1	10/24/01 6:12:00 PM
tert-Butylbenzene	ND	29		µg/Kg-dry	1	10/24/01 6:12:00 PM
1,2,4-Trimethylbenzene	ND	29		µg/Kg-dry	1	10/24/01 6:12:00 PM
sec-Butylbenzene	ND	29		µg/Kg-dry	1	10/24/01 6:12:00 PM
4-Isopropyltoluene	ND	29		µg/Kg-dry	1	10/24/01 6:12:00 PM
1,3-Dichlorobenzene	ND	29		µg/Kg-dry	1	10/24/01 6:12:00 PM
1,4-Dichlorobenzene	ND	29		µg/Kg-dry	1	10/24/01 6:12:00 PM
n-Butylbenzene	ND	29		µg/Kg-dry	1	10/24/01 6:12:00 PM
1,2-Dichlorobenzene	ND	29		µg/Kg-dry	1	10/24/01 6:12:00 PM
1,2-Dibromo-3-chloropropane	ND	58		µg/Kg-dry	1	10/24/01 6:12:00 PM
1,2,4-Trichlorobenzene	ND	29		µg/Kg-dry	1	10/24/01 6:12:00 PM
Hexachlorobutadiene	ND	29		µg/Kg-dry	1	10/24/01 6:12:00 PM
Naphthalene	ND	58		µg/Kg-dry	1	10/24/01 6:12:00 PM
1,2,3-Trichlorobenzene	ND	29		µg/Kg-dry	1	10/24/01 6:12:00 PM

Qualifiers:

ND - Not Detected at the Reporting Limit

J - Analyte detected below quantitation limits

B - Analyte detected in the associated Method Blank

H - Method prescribed holding time exceeded

S - Spike Recovery outside accepted recovery limits

R - RPD outside accepted recovery limits

E - Value above quantitation range

- See Case Narrative

RL - Reporting Limit; defined as the lowest concentration the laboratory can accurately quantitate.

AMRO Environmental Laboratories Corp.

Date: *30-Oct-01*

CLIENT:	STV Incorporated	**Client Sample ID:**	TE-MW-2-15 (25-27')
Lab Order:	0110158		
Project:	0710730 East Side Access	**Collection Date:**	10/15/01
Lab ID:	0110158-03A	**Matrix:**	SOIL

Analyses	Result	RL	Qual	Units	DF	Date Analyzed
SEMIVOLATILE ORGANICS		**SW8270C**				Analyst: KD
Phenol	ND	450		µg/Kg-dry	1	10/24/01 10:17:00 PM
Bis(2-chloroethyl)ether	ND	450		µg/Kg-dry	1	10/24/01 10:17:00 PM
2-Chlorophenol	ND	450		µg/Kg-dry	1	10/24/01 10:17:00 PM
1,3-Dichlorobenzene	ND	450		µg/Kg-dry	1	10/24/01 10:17:00 PM
1,4-Dichlorobenzene	ND	450		µg/Kg-dry	1	10/24/01 10:17:00 PM
Benzyl alcohol	ND	900		µg/Kg-dry	1	10/24/01 10:17:00 PM
2-Methylphenol	ND	450		µg/Kg-dry	1	10/24/01 10:17:00 PM
1,2-Dichlorobenzene	ND	450		µg/Kg-dry	1	10/24/01 10:17:00 PM
Bis(2-chloroisopropyl)ether	ND	450		µg/Kg-dry	1	10/24/01 10:17:00 PM
4-Methylphenol	ND	450		µg/Kg-dry	1	10/24/01 10:17:00 PM
N-Nitrosodi-n-propylamine	ND	450		µg/Kg-dry	1	10/24/01 10:17:00 PM
Hexachloroethane	ND	450		µg/Kg-dry	1	10/24/01 10:17:00 PM
Nitrobenzene	ND	450		µg/Kg-dry	1	10/24/01 10:17:00 PM
Isophorone	ND	450		µg/Kg-dry	1	10/24/01 10:17:00 PM
2,4-Dimethylphenol	ND	450		µg/Kg-dry	1	10/24/01 10:17:00 PM
Benzoic acid	ND	900		µg/Kg-dry	1	10/24/01 10:17:00 PM
2-Nitrophenol	ND	450		µg/Kg-dry	1	10/24/01 10:17:00 PM
Bis(2-chloroethoxy)methane	ND	450		µg/Kg-dry	1	10/24/01 10:17:00 PM
2,4-Dichlorophenol	ND	450		µg/Kg-dry	1	10/24/01 10:17:00 PM
1,2,4-Trichlorobenzene	ND	450		µg/Kg-dry	1	10/24/01 10:17:00 PM
Naphthalene	ND	450		µg/Kg-dry	1	10/24/01 10:17:00 PM
4-Chloroaniline	ND	450		µg/Kg-dry	1	10/24/01 10:17:00 PM
Hexachlorobutadiene	ND	450		µg/Kg-dry	1	10/24/01 10:17:00 PM
4-Chloro-3-methylphenol	ND	900		µg/Kg-dry	1	10/24/01 10:17:00 PM
2-Methylnaphthalene	ND	450		µg/Kg-dry	1	10/24/01 10:17:00 PM
Hexachlorocyclopentadiene	ND	450		µg/Kg-dry	1	10/24/01 10:17:00 PM
2,4,6-Trichlorophenol	ND	450		µg/Kg-dry	1	10/24/01 10:17:00 PM
2,4,5-Trichlorophenol	ND	450		µg/Kg-dry	1	10/24/01 10:17:00 PM
2-Chloronaphthalene	ND	450		µg/Kg-dry	1	10/24/01 10:17:00 PM
2-Nitroaniline	ND	900		µg/Kg-dry	1	10/24/01 10:17:00 PM
Dimethyl phthalate	ND	450		µg/Kg-dry	1	10/24/01 10:17:00 PM
2,6-Dinitrotoluene	ND	450		µg/Kg-dry	1	10/24/01 10:17:00 PM
Acenaphthylene	ND	450		µg/Kg-dry	1	10/24/01 10:17:00 PM
3-Nitroaniline	ND	900		µg/Kg-dry	1	10/24/01 10:17:00 PM
4-Nitrophenol	ND	900		µg/Kg-dry	1	10/24/01 10:17:00 PM
2,4-Dinitrophenol	ND	900		µg/Kg-dry	1	10/24/01 10:17:00 PM
Acenaphthene	ND	450		µg/Kg-dry	1	10/24/01 10:17:00 PM
2,4-Dinitrotoluene	ND	450		µg/Kg-dry	1	10/24/01 10:17:00 PM

Qualifiers:

ND - Not Detected at the Reporting Limit
J - Analyte detected below quantitation limits
B - Analyte detected in the associated Method Blank
H - Method prescribed holding time exceeded
S - Spike Recovery outside accepted recovery limits
R - RPD outside accepted recovery limits
E - Value above quantitation range
- See Case Narrative
RL - Reporting Limit; defined as the lowest concentration the laboratory can accurately quantitate.

AMRO Environmental Laboratories Corp.

Date: *30-Oct-01*

CLIENT:	STV Incorporated	**Client Sample ID:**	TE-MW-2-15 (25-27')
Lab Order:	0110158		
Project:	0710730 East Side Access	**Collection Date:**	10/15/01
Lab ID:	0110158-03A	**Matrix:**	SOIL

Analyses	Result	RL	Qual	Units	DF	Date Analyzed
Dibenzofuran	ND	450		µg/Kg-dry	1	10/24/01 10:17:00 PM
Diethyl phthalate	ND	450		µg/Kg-dry	1	10/24/01 10:17:00 PM
4-Chlorophenyl phenyl ether	ND	450		µg/Kg-dry	1	10/24/01 10:17:00 PM
Fluorene	ND	450		µg/Kg-dry	1	10/24/01 10:17:00 PM
4-Nitroaniline	ND	900		µg/Kg-dry	1	10/24/01 10:17:00 PM
4,6-Dinitro-2-methylphenol	ND	900		µg/Kg-dry	1	10/24/01 10:17:00 PM
N-Nitrosodiphenylamine	ND	450		µg/Kg-dry	1	10/24/01 10:17:00 PM
1,2-Diphenylhydrazine (as Azobenzene)	ND	450		µg/Kg-dry	1	10/24/01 10:17:00 PM
4-Bromophenyl phenyl ether	ND	450		µg/Kg-dry	1	10/24/01 10:17:00 PM
Hexachlorobenzene	ND	450		µg/Kg-dry	1	10/24/01 10:17:00 PM
Pentachlorophenol	ND	900		µg/Kg-dry	1	10/24/01 10:17:00 PM
Phenanthrene	ND	450		µg/Kg-dry	1	10/24/01 10:17:00 PM
Anthracene	ND	450		µg/Kg-dry	1	10/24/01 10:17:00 PM
Carbazole	ND	450		µg/Kg-dry	1	10/24/01 10:17:00 PM
Di-n-butyl phthalate	ND	450		µg/Kg-dry	1	10/24/01 10:17:00 PM
Fluoranthene	ND	450		µg/Kg-dry	1	10/24/01 10:17:00 PM
Pyrene	ND	450		µg/Kg-dry	1	10/24/01 10:17:00 PM
Butyl benzyl phthalate	ND	450		µg/Kg-dry	1	10/24/01 10:17:00 PM
Bis(2-ethylhexyl)phthalate	ND	450		µg/Kg-dry	1	10/24/01 10:17:00 PM
3,3'-Dichlorobenzidine	ND	450		µg/Kg-dry	1	10/24/01 10:17:00 PM
Benz(a)anthracene	ND	450		µg/Kg-dry	1	10/24/01 10:17:00 PM
Chrysene	ND	450		µg/Kg-dry	1	10/24/01 10:17:00 PM
Di-n-octyl phthalate	ND	450		µg/Kg-dry	1	10/24/01 10:17:00 PM
Benzo(b)fluoranthene	ND	450		µg/Kg-dry	1	10/24/01 10:17:00 PM
Benzo(k)fluoranthene	ND	450		µg/Kg-dry	1	10/24/01 10:17:00 PM
Benzo(a)pyrene	ND	450		µg/Kg-dry	1	10/24/01 10:17:00 PM
Dibenz(a,h)anthracene	ND	450		µg/Kg-dry	1	10/24/01 10:17:00 PM
Indeno(1,2,3-cd)pyrene	ND	450		µg/Kg-dry	1	10/24/01 10:17:00 PM
Benzo(g,h,i)perylene	ND	450		µg/Kg-dry	1	10/24/01 10:17:00 PM

Qualifiers:

ND - Not Detected at the Reporting Limit

J - Analyte detected below quantitation limits

B - Analyte detected in the associated Method Blank

H - Method prescribed holding time exceeded

S - Spike Recovery outside accepted recovery limits

R - RPD outside accepted recovery limits

E - Value above quantitation range

- See Case Narrative

RL - Reporting Limit; defined as the lowest concentration the laboratory can accurately quantitate.

AMRO Environmental Laboratories Corp.

Date: *30-Oct-01*

CLIENT:	STV Incorporated	**Client Sample ID:**	TE-MW-2-15 (38-40')
Lab Order:	0110158		
Project:	0710730 East Side Access	**Collection Date:**	10/15/01
Lab ID:	0110158-04A	**Matrix:**	SOIL

Analyses	Result	RL	Qual	Units	DF	Date Analyzed
SEMIVOLATILE ORGANICS		**SW8270C**				Analyst: KD
Phenol	ND	330		µg/Kg-dry	1	10/24/01 10:44:00 PM
Bis(2-chloroethyl)ether	ND	330		µg/Kg-dry	1	10/24/01 10:44:00 PM
2-Chlorophenol	ND	330		µg/Kg-dry	1	10/24/01 10:44:00 PM
1,3-Dichlorobenzene	ND	330		µg/Kg-dry	1	10/24/01 10:44:00 PM
1,4-Dichlorobenzene	ND	330		µg/Kg-dry	1	10/24/01 10:44:00 PM
Benzyl alcohol	ND	660		µg/Kg-dry	1	10/24/01 10:44:00 PM
2-Methylphenol	ND	330		µg/Kg-dry	1	10/24/01 10:44:00 PM
1,2-Dichlorobenzene	ND	330		µg/Kg-dry	1	10/24/01 10:44:00 PM
Bis(2-chloroisopropyl)ether	ND	330		µg/Kg-dry	1	10/24/01 10:44:00 PM
4-Methylphenol	ND	330		µg/Kg-dry	1	10/24/01 10:44:00 PM
N-Nitrosodi-n-propylamine	ND	330		µg/Kg-dry	1	10/24/01 10:44:00 PM
Hexachloroethane	ND	330		µg/Kg-dry	1	10/24/01 10:44:00 PM
Nitrobenzene	ND	330		µg/Kg-dry	1	10/24/01 10:44:00 PM
Isophorone	ND	330		µg/Kg-dry	1	10/24/01 10:44:00 PM
2,4-Dimethylphenol	ND	330		µg/Kg-dry	1	10/24/01 10:44:00 PM
Benzoic acid	ND	660		µg/Kg-dry	1	10/24/01 10:44:00 PM
2-Nitrophenol	ND	330		µg/Kg-dry	1	10/24/01 10:44:00 PM
Bis(2-chloroethoxy)methane	ND	330		µg/Kg-dry	1	10/24/01 10:44:00 PM
2,4-Dichlorophenol	ND	330		µg/Kg-dry	1	10/24/01 10:44:00 PM
1,2,4-Trichlorobenzene	ND	330		µg/Kg-dry	1	10/24/01 10:44:00 PM
Naphthalene	ND	330		µg/Kg-dry	1	10/24/01 10:44:00 PM
4-Chloroaniline	ND	330		µg/Kg-dry	1	10/24/01 10:44:00 PM
Hexachlorobutadiene	ND	330		µg/Kg-dry	1	10/24/01 10:44:00 PM
4-Chloro-3-methylphenol	ND	660		µg/Kg-dry	1	10/24/01 10:44:00 PM
2-Methylnaphthalene	ND	330		µg/Kg-dry	1	10/24/01 10:44:00 PM
Hexachlorocyclopentadiene	ND	330		µg/Kg-dry	1	10/24/01 10:44:00 PM
2,4,6-Trichlorophenol	ND	330		µg/Kg-dry	1	10/24/01 10:44:00 PM
2,4,5-Trichlorophenol	ND	330		µg/Kg-dry	1	10/24/01 10:44:00 PM
2-Chloronaphthalene	ND	330		µg/Kg-dry	1	10/24/01 10:44:00 PM
2-Nitroaniline	ND	660		µg/Kg-dry	1	10/24/01 10:44:00 PM
Dimethyl phthalate	ND	330		µg/Kg-dry	1	10/24/01 10:44:00 PM
2,6-Dinitrotoluene	ND	330		µg/Kg-dry	1	10/24/01 10:44:00 PM
Acenaphthylene	ND	330		µg/Kg-dry	1	10/24/01 10:44:00 PM
3-Nitroaniline	ND	660		µg/Kg-dry	1	10/24/01 10:44:00 PM
4-Nitrophenol	ND	660		µg/Kg-dry	1	10/24/01 10:44:00 PM
2,4-Dinitrophenol	ND	660		µg/Kg-dry	1	10/24/01 10:44:00 PM
Acenaphthene	ND	330		µg/Kg-dry	1	10/24/01 10:44:00 PM
2,4-Dinitrotoluene	ND	330		µg/Kg-dry	1	10/24/01 10:44:00 PM

Qualifiers:

ND - Not Detected at the Reporting Limit
J - Analyte detected below quantitation limits
B - Analyte detected in the associated Method Blank
H - Method prescribed holding time exceeded
S - Spike Recovery outside accepted recovery limits
R - RPD outside accepted recovery limits
E - Value above quantitation range
- See Case Narrative
RL - Reporting Limit; defined as the lowest concentration the laboratory can accurately quantitate.

AMRO Environmental Laboratories Corp.

Date: *30-Oct-01*

CLIENT:	STV Incorporated	**Client Sample ID:**	TE-MW-2-15 (38-40')
Lab Order:	0110158		
Project:	0710730 East Side Access	**Collection Date:**	10/15/01
Lab ID:	0110158-04A	**Matrix:**	SOIL

Analyses	Result	RL	Qual	Units	DF	Date Analyzed
Dibenzofuran	ND	330		µg/Kg-dry	1	10/24/01 10:44:00 PM
Diethyl phthalate	ND	330		µg/Kg-dry	1	10/24/01 10:44:00 PM
4-Chlorophenyl phenyl ether	ND	330		µg/Kg-dry	1	10/24/01 10:44:00 PM
Fluorene	ND	330		µg/Kg-dry	1	10/24/01 10:44:00 PM
4-Nitroaniline	ND	660		µg/Kg-dry	1	10/24/01 10:44:00 PM
4,6-Dinitro-2-methylphenol	ND	660		µg/Kg-dry	1	10/24/01 10:44:00 PM
N-Nitrosodiphenylamine	ND	330		µg/Kg-dry	1	10/24/01 10:44:00 PM
1,2-Diphenylhydrazine (as Azobenzene)	ND	330		µg/Kg-dry	1	10/24/01 10:44:00 PM
4-Bromophenyl phenyl ether	ND	330		µg/Kg-dry	1	10/24/01 10:44:00 PM
Hexachlorobenzene	ND	330		µg/Kg-dry	1	10/24/01 10:44:00 PM
Pentachlorophenol	ND	660		µg/Kg-dry	1	10/24/01 10:44:00 PM
Phenanthrene	ND	330		µg/Kg-dry	1	10/24/01 10:44:00 PM
Anthracene	ND	330		µg/Kg-dry	1	10/24/01 10:44:00 PM
Carbazole	ND	330		µg/Kg-dry	1	10/24/01 10:44:00 PM
Di-n-butyl phthalate	ND	330		µg/Kg-dry	1	10/24/01 10:44:00 PM
Fluoranthene	ND	330		µg/Kg-dry	1	10/24/01 10:44:00 PM
Pyrene	ND	330		µg/Kg-dry	1	10/24/01 10:44:00 PM
Butyl benzyl phthalate	ND	330		µg/Kg-dry	1	10/24/01 10:44:00 PM
Bis(2-ethylhexyl)phthalate	ND	330		µg/Kg-dry	1	10/24/01 10:44:00 PM
3,3'-Dichlorobenzidine	ND	330		µg/Kg-dry	1	10/24/01 10:44:00 PM
Benz(a)anthracene	ND	330		µg/Kg-dry	1	10/24/01 10:44:00 PM
Chrysene	ND	330		µg/Kg-dry	1	10/24/01 10:44:00 PM
Di-n-octyl phthalate	ND	330		µg/Kg-dry	1	10/24/01 10:44:00 PM
Benzo(b)fluoranthene	ND	330		µg/Kg-dry	1	10/24/01 10:44:00 PM
Benzo(k)fluoranthene	ND	330		µg/Kg-dry	1	10/24/01 10:44:00 PM
Benzo(a)pyrene	ND	330		µg/Kg-dry	1	10/24/01 10:44:00 PM
Dibenz(a,h)anthracene	ND	330		µg/Kg-dry	1	10/24/01 10:44:00 PM
Indeno(1,2,3-cd)pyrene	ND	330		µg/Kg-dry	1	10/24/01 10:44:00 PM
Benzo(g,h,i)perylene	ND	330		µg/Kg-dry	1	10/24/01 10:44:00 PM

Qualifiers:

ND - Not Detected at the Reporting Limit
J - Analyte detected below quantitation limits
B - Analyte detected in the associated Method Blank
H - Method prescribed holding time exceeded
S - Spike Recovery outside accepted recovery limits
R - RPD outside accepted recovery limits
E - Value above quantitation range
- See Case Narrative
RL - Reporting Limit; defined as the lowest concentration the laboratory can accurately quantitate.

AMRO Environmental Laboratories Corp.

30-Oct-01

Lab Order: 0110158
Client: STV Incorporated
Project: 0710730 East Side Access

DATES REPORT

Sample ID	Client Sample ID	Collection Date	Matrix	Test Name	TCLP Date	Prep Date	Analysis Date
0110158-01A	TE-MW-2-15 (27')	10/15/01	Soil	Percent Moisture			10/17/01
				VOLATILES by GC/MS, Bulk Soil		10/15/01	10/24/01
0110158-02A	TE-MW-2-15 (40')			Percent Moisture			10/17/01
				VOLATILES by GC/MS, Bulk Soil		10/15/01	10/24/01
0110158-03A	TE-MW-2-15 (25-27')			Percent Moisture			10/17/01
				SEMIVOLATILE ORGANICS, Soil/Solids		10/23/01	10/24/01
0110158-04A	TE-MW-2-15 (38-40')			Percent Moisture			10/17/01
				SEMIVOLATILE ORGANICS, Soil/Solids		10/23/01	10/24/01

AMRO Environmental Laboratories Corporation

SAMPLE RECEIPT CHECKLIST

111 Herrick Street
Merrimack, NH 03054
(603) 424-[illegible]

Client: STV
Project Name: East Side Access-Yard A
Ship via: (circle one) Fed Ex. UPS, AMRO Courier, Hand Del., Other Courier, Other:

AMRO ID: 0110158
Date Rec.: 10-16-01
Date Due:

Items to be Checked Upon Receipt	Yes	No	NA	Comments
1. Army Samples received in individual plastic bags?	✓			
2. Custody Seals present?	✓			
3. Custody Seals Intact?	✓			
4. Air Bill included in folder if received?	✓			
5. Is COC included with samples?	✓			
6. Is COC signed and dated by client?	✓			
7. Laboratory receipt temperature. TEMP = 20				
Samples rec. with ice ✓ ice packs___ neither___				
8. Were samples received the same day they were sampled?		✓		
Is client temperature 4°C ± 2°C?	✓			
If no obtain authorization from the client for the analyses.				
Client authorization from: Date: Obtained by:				
9. Is the COC filled out correctly and completely?	✓	✓		See Fax
10. Does the info on the COC match the samples?	✓	✓		
11. Were samples rec. within holding time?	✓			
12. Were all samples properly labeled?	✓	✓		
13. Were all samples properly preserved?			✓	
14. Were proper sample containers used?	✓			
15. Were all samples received intact? (none broken or leaking)	✓			
16. Were VOA vials rec. with no air bubbles?			✓	
17. Were the sample volumes sufficient for requested analysis?	✓			
18. Were all samples received?	✓			
19. VPH and VOA Soils only:				
Sampling Method VPH (circle one): M=Methanol, E=EnCore (air-tight container)				
Sampling Method VOA (circle one): M=Methanol, SB=Sodium Bisulfate, E=EnCore, B=Bulk				
If M or SB:				
Does preservative cover the soil?				
If NO then client must be faxed.				
Does preservation level come close to the fill line on the vial?				
If NO then client must be faxed.				
Were vials provided by AMRO?				
If NO then weights MUST be obtained from client				
Was dry weight aliquot provided?				
If NO then fax client and inform the VOA lab ASAP.				
20. Subcontracted Samples:			✓	
What samples sent:				
Where sent:				
Date:				
Analysis:				
TAT:				
21. Information entered into:				
Internal Tracking Log?	✓			
Dry Weight Log?	✓			
Client Log?			✓	
Composite Log?			✓	
Filtration Log?			✓	

Received By: MG Date: 10-16-01 Logged in By: CC Date: 10-16-01
Labeled By: CC Date: 10-16-01 Checked By: MG Date: [illegible]

AMRO Env[illegible]ental Laboratories Corporation
111 Herrick Stre[illegible]
Merrimack, N.H. 03054
Office: 603-424-2022 Fax: 603-429-8496

31350

CHAIN OF CUSTODY RECORD

PAGE 1 OF 1

Proj. No.	Project Name	Project State
0710730	East Side Access - Yard A	NY

Samplers (Signature)

Sta. No.	Date	Time	Comp	Grab	Station Location	Type Size, & No. of Containers	MATRIX Water - A Soil/Solid-S Waste-W Other-O Explain	TCL VOCs	TCL SVOCs					Remarks
	10/15	1145		X	TE-MW-2-15 (27')	1 x 2 oz.	S	X						
	10/15	1145	X		TE-MW-2-15 (25-27')	1 x 8 oz.	S		X					
	10/15	1210		X	TE-MW-2-15 (40')	1 x 2 oz	S	X						
	10/17	1210	X		TE-MW-2-15 (38-40')	1 x 8 oz	S		X					

Please print clearly, legibly and completely. Samples cannot be logged in and the turnaround time clock will not start until any ambiguities are resolved.

PRIORITY TURNAROUND TIME AUTHORIZATION

Before submitting samples for expedited T.A.T., you must have requested in advance and received a coded **T.A.T. AUTHORIZATION NUMBER.**

AUTHORIZATION NO._____ **T.A.T. authorized by:**_____

Relinquished by (Signature)	Date Time	Received by (Signature)
P. [illegible]	10/15 1700	[signature] 10-16-01 10:05
Relinquished by (Signature)	Date Time	Received by (Signature)
Relinquished by (Signature)	Date Time	Received by (Signature)
Relinquished by (Signature)	Date Time	Received for Laboratory by: (Signature)

☐ Fax to (phone)

Results needed

PO#

AMRO Project No. 0110158

Seal Intact? Yes No N/A

Send Results to: Jeff Butler
225 Park Avenue South
New York, NY 10003

Remarks

AMRO Environmental Laboratories Corporation

111 Herrick Street, Merrimack, NH 03054
TEL: (603) 424-2022 · FAX: (603) 429-8496

November 02, 2001

Jeff Butler
STV Incorporated
225 Park Avenue South
New York, NY 10003
TEL: (212) 777-4400
FAX:

RE: 0710730 East Side Access

Order No.: 0110266

Dear Jeff Butler:

AMRO Environmental Laboratories Corp. received 1 sample on 10/26/01 for the analyses presented in the following report.

AMRO operates a Quality Assurance Program which meets or exceeds National Environmental Laboratory Accreditation Conference (NELAC), state, and EPA requirements. A copy of the appropriate state and/or NELAC Certificate is attached.

The enclosed Sample Receipt Checklist details the condition of your sample(s) upon receipt. Please be advised that any unused sample volume and sample extracts will be stored for a period of thirty (30) days from this report date. After this time, AMRO will properly dispose of the remaining sample(s). If you require further analysis, or need the samples held for a longer period, please contact us immediately.

This report consists of a total of 11 pages. This letter is an integral part of your data report. If you have any questions regarding this project in the future, please refer to the Order Number above.

Sincerely,

Nancy Stewart
Vice President / Lab Director

AMRO Environmental Laboratories Corp.

Date: *02-Nov-01*

CLIENT: STV Incorporated
Project: 0710730 East Side Access
Lab Order: 0110266
Date Received: 10/26/01

Work Order Sample Summary

Lab Sample ID	Client Sample ID	Collection Date
0110266-01A	TE-MW-2-18 (3-7')	10/8/01
0110266-01B	TE-MW-2-18 (3-7')	10/8/01

AMRO Environmental Laboratories Corp.

Date: *02-Nov-01*

CLIENT:	STV Incorporated	**Client Sample ID:**	TE-MW-2-18 (3-7')
Lab Order:	0110266		
Project:	0710730 East Side Access	**Collection Date:**	10/8/01
Lab ID:	0110266-01B	**Matrix:**	SOIL

Analyses	Result	RL	Qual	Units	DF	Date Analyzed
ICP METALS TOTAL SW-846 - 3051/6010		**SW6010B**				Analyst: **RK**
Lead	5,000	3.5		mg/Kg-dry	1	10/31/01 4:21:58 PM

Qualifiers:

ND - Not Detected at the Reporting Limit

J - Analyte detected below quantitation limits

B - Analyte detected in the associated Method Blank

H - Method prescribed holding time exceeded

S - Spike Recovery outside accepted recovery limits

R - RPD outside accepted recovery limits

E - Value above quantitation range

- See Case Narrative

RL - Reporting Limit; defined as the lowest concentration the laboratory can accurately quantitate.

AMRO Environmental Laboratories Corp.

02-Nov-01

Lab Order: 0110266
Client: STV Incorporated
Project: 0710730 East Side Access

DATES REPORT

Sample ID	Client Sample ID	Collection Date	Matrix	Test Name	TCLP Date	Prep Date	Analysis Date
0110266-01A	TE-MW-2-18 (3-7')	10/8/01	Soil	ICP METALS, TCLP	10/29/01	10/30/01	10/30/01
0110266-01B				ICP METALS, 3051/6010		10/31/01	10/31/01

STV Incorporated

225 Park Avenue South
New York, New York 10003

FACSIMILE TRANSMISSION

To: *MIRTA*

Firm Name: *AMRO LABS*

Fax No.: *603-429-8496*

From: *Brian Barone*

Department: Environmental - New York

Project No.: *East Side Access 0710730*

Date: 10 / 26 / 01 *Time:* ___ : ___ *No. Pages:* 1 *(includes cover page)*

Special Instructions: _____

Plan Desk: *Please SAVE original for me* _____ *Please DO NOT staple* _____

COMMENTS:

Mirta,

Please rerun Sample TE-MW-2-18 (3-7') (lab ID # 0110085-01C and D) for TCLP Lead, and for Total Lead SW-846-3051/6010. Results for this location were pretty high and we would like to reconfirm these results.

Thanks,
Brian Barone
STV Environmental

AMRO Environmental Laboratories Corporation

SAMPLE RECEIPT CHECKLIST

111 Herrick St
Merrimack, NH 03
(603

Client: STV
Project Name: 0710730 East Side Access
Ship via: (circle one) Fed Ex, UPS, AMRO Courier, Hand Del., Other Courier, Other:

AMRO ID: 0110085
Date Rec.: 10-9-01
Date Due: 10-19-01

Items to be Checked Upon Receipt	Yes	No	NA	Comments
1. Army Samples received in individual plastic bags?			✓	
2. Custody Seals present?			✓	
3. Custody Seals Intact?			✓	
4. Air Bill included in folder if received? (2)	✓			
5. Is COC included with samples?	✓			
6. Is COC signed and dated by client?	✓			
7. Laboratory receipt temperature. TEMP = 2°, 2.5°				
Samples rec. with ice ✓ ice packs___ neither___				
8. Were samples received the same day they were sampled?		✓		
Is client temperature 4°C ± 2°C?	✓			
If no obtain authorization from the client for the analyses.				
Client authorization from: Date: Obtained by:				
9. Is the COC filled out correctly and completely?	✓			
10. Does the info on the COC match the samples?	✓	✓		times diff: 2-1
11. Were samples rec. within holding time?	✓			2-17, 2-20,
12. Were all samples properly labeled?	✓			depths diff &
13. Were all samples properly preserved?	✓			
14. Were proper sample containers used?	✓			
15. Were all samples received intact? (none broken or leaking)	✓			
16. Were VOA vials rec. with no air bubbles?			✓	
17. Were the sample volumes sufficient for requested analysis?	✓			
18. Were all samples received?	✓			
19. VPH and VOA Soils only:				
Sampling Method VPH (circle one): M=Methanol, E=EnCore (air-tight container)				
Sampling Method VOA (circle one): M=Methanol, SB=Sodium Bisulfate, E=EnCore, B=Bulk				
If M or SB:				
Does preservative cover the soil?				
If NO then client must be faxed.				
Does preservation level come close to the fill line on the vial?				
If NO then client must be faxed.				
Were vials provided by AMRO?				
If NO then weights MUST be obtained from client				
Was dry weight aliquot provided?				
If NO then fax client and inform the VOA lab ASAP.				
20. Subcontracted Samples:			✓	
What samples sent:				
Where sent:				
Date:				
Analysis:				
TAT:				
21. Information entered into:				
Internal Tracking Log?	✓			
Dry Weight Log?	✓			
Client Log?			✓	
Composite Log?			✓	
Filtration Log?			✓	

Received By: CC Date: 10-9-01 Logged in By: CC. Date: 10-9-01

AMRO# 0110266 Hdd't'l Analysis

AMRO Environmental Laboratories Corporation
111 Herrick Street
Merrimack, NH 03054

CHAIN-OF-CUSTODY RECORD

41161

Office: (603) 424-2022
Fax: (603) 429-8496

Project No.: 0710730	Project Name: East Side Access	Project Manager: Jeff Butler	Samplers (Signature): P. [signature] E. [signature]	AMRO Project No.: 0110085
	Project State:			

Sample ID	Date/Time Sampled 10/8	Matrix A= Air S= Soil GW= Ground W. WW= Waste W. DW= Drinking W. O= Oil Other= Specify	Total # of Cont. & Size	A TCL VOCs	B TCL SVOCs	C TCL PRCRAB metals	D Total Lead												Remarks
TE-MW-2-19 (5')	1012 ✓	S	2 oz	X															
(0-5')	1012	S	8 oz		X			02											
1015	1012	S	8 oz			X													
	1012	S	8 oz				X												
TE-MW-2-20 0-5'	1015	S	2 oz	X															
0-5'	1015	S	8 oz		X			03											
1040	1015	S	8 oz			X													
	1015	S	8 oz				X												
TE-MW-2-15 0-3½'	1100 ✓	S	2 oz	X				04											
" 0-3½	1100 ✓	S	8 oz		X														

Preservative: Cl-HCl, MeOH, N-HN03, S-H2SO4, Na-NaOH, O- Other

Container Type: P- Plastic, G-Glass, V-Vial, T- Teflon, O-Other

Please print clearly, legibly and completely. Samples can not be logged in and the turnaround time clock will not start until any ambiguities are resolved.

FAX No.:

NOTES: Preservatives, Special reporting limits, Known Contamination, etc;

Send Results To: J. Butler
225 Park Ave S
NY NY 10003
5th Floor

Seal Intact? Yes No N/A

GW-1 ___ GW-2 ___ GW-3 ___

MCP Level Needed: ___

P.O. No:

Results Needed By:

Relinquished By	Date/ Time	Received By	Date/Time
P. [signature]	1430 10/8		
		C Cearles	10/9/01 0945

PRIORITY TURNAROUND TIME AUTHORIZATION
Before submitting samples for expedited TAT, you must have requested in advance and received a coded TAT AUTHORIZATION NUMBER
AUTHORIZATION No. ___ BY: ___

SHEET 2 OF 3

AMRO Environmental Laboratories Corporation
111 Herrick Street
Merrimack, NH 03054

CHAIN-OF-CUSTODY RECORD

41162

Office: (603) 424-2022
Fax: (603) 429-8496

Project No.: 10710730	Project Name: East Side Access	Project Manager: Jeff Butler	Samplers (Signature): P. Ulrich, E. Kmuhl	AMRO Project No.: 0110085
	Project State:			

Sample ID	Date/Time Sampled (10/8)	Matrix (A= Air, S= Soil, GW= Ground W., WW= Waste W., DW= Drinking W., O= Oil, Other= Specify)	Total # of Cont. & Size	A TCL VOCs	B TCL SVOCs	C TCLP RCRA 8 metals	D Total Lead	Analysis Required	Remarks
TE-MW-2-15 0-3½'	1100 ✓	S	8 oz			X		04	
"	1100 ✓	S	8 oz				X		
TE-MW-2-16 (5')	1130 ✓	S	2 oz	X					
0-5'	1130 ✓	S	8 oz		X			05	
	1130 ✓	S	8 oz			X			
	1130 ✓	S	8 oz				X		
TE-MW-2-17 (4')	1200 ✓	S	2 oz	X					
5' 0-4'	1200 ✓	S	8 oz		X			06	
0-5'	1200 ✓	S	8 oz			X			
	1200 ✓	S	8 oz				X		

Preservative: Cl-HCl, MeOH, N-HN03, S-H2SO4, Na-NaOH, O- Other
Container Type: P- Plastic, G-Glass, V-Vial, T- Teflon, O-Other

Please print clearly, legibly and completely. Samples can not be logged in and the turnaround time clock will not start until any ambiguities are resolved.

FAX No.:

NOTES: Preservatives, Special reporting limits, Known Contamination, etc;

Send Results To: J. Butler
225 Park Ave S.
NY NY 10003
5th Floor

Seal Intact? Yes No N/A

GW-1 ____ GW-2 ____ GW-3 ____

MCP Level Needed:

Relinquished By	Date/ Time	Received By	Date/Time
P. Ulrich	1430 10/8		
		C Cerley	10/9 0945

P.O. No:

Results Needed By:

PRIORITY TURNAROUND TIME AUTHORIZATION
Before submitting samples for expedited TAT, you must have requested in advance and received a coded TAT AUTHORIZATION NUMBER
AUTHORIZATION No. ____ BY: ____

SHEET 3 OF 3

The Commonwealth of Massachusetts

Department of Environmental Protection

Division of Environmental Analysis
Senator William X. Wall Experiment Station

certifies

M-NH012 **AMRO ENVIRONMENTAL LAB**
111 HERRICK ST
MERRIMACK, NH 03054-0000

Laboratory Director: **Nancy Stewart**

for the analysis of **NON POTABLE WATER (CHEMISTRY)**
POTABLE WATER (CHEMISTRY)

pursuant to 310 CMR 42.00

This certificate supersedes all previous Massachusetts certificates issued to this laboratory. The laboratory is regulated by and shall be responsible for being in compliance with Massachusetts regulations at 310 CMR 42.00.

This certificate is valid only when accompanied by the latest dated Certified Parameter List as issued by the Massachusetts D.E.P. Contact the Division of Environmental Analysis to verify the current certification status of the laboratory.

Certification is no guarantee of the validity of the data. This certification is subject to unannounced laboratory inspections.

Issued: **01 JUL 2001**
Expires: **30 JUN 2002**

Director, Division of Environmental Analysis

COMMONWEALTH OF MASSACHUSETTS
DEPARTMENT OF ENVIRONMENTAL PROTECTION

Certified Parameter List as of: 01 JUL 2001

M- NH012 AMRO ENVIRONMENTAL LAB
MERRIMACK NH

NON POTABLE WATER (CHEMISTRY) Effective Date 01 JUL 2001 Expiration Date 30 JUN 2002

Analytes and Methods

ALUMINUM	EPA 200.7	NITRATE-N	EPA 353.2
ANTIMONY	EPA 200.7	KJELDAHL-N	EPA 351.1
ANTIMONY	EPA 204.2	KJELDAHL-N	EPA 351.2
ARSENIC	EPA 200.7	ORTHOPHOSPHATE	EPA 365.2
ARSENIC	EPA 206.2	ORTHOPHOSPHATE	EPA 300.0
ARSENIC	ASTM D2972-93(C)	TOTAL PHOSPHORUS	EPA 365.2
BERYLLIUM	EPA 200.7	CHEMICAL OXYGEN DEMAND	EPA 410.4
CADMIUM	EPA 200.7	CHEMICAL OXYGEN DEMAND	HACH METHOD 8000
CHROMIUM	EPA 200.7	BIOCHEMICAL OXYGEN DEMAND	EPA 405.1
COBALT	EPA 200.7	TOTAL CYANIDE	EPA 335.2
COPPER	EPA 200.7	NON-FILTERABLE RESIDUE	EPA 160.2
IRON	EPA 200.7	TOTAL RESIDUAL CHLORINE	SM 4500-CL-G
LEAD	EPA 200.7	OIL AND GREASE	EPA 413.1
LEAD	EPA 239.2	TOTAL PHENOLICS	EPA 420.1
MANGANESE	EPA 200.7	VOLATILE HALOCARBONS	EPA 624
MERCURY	EPA 245.1	VOLATILE AROMATICS	EPA 624
MOLYBDENUM	EPA 200.7	CHLORDANE	EPA 608
NICKEL	EPA 200.7	ALDRIN	EPA 608
SELENIUM	EPA 200.7	DIELDRIN	EPA 608
SELENIUM	EPA 270.2	DDD	EPA 608
SILVER	EPA 200.7	DDT	EPA 608
STRONTIUM	EPA 200.7	HEPTACHLOR	EPA 608
THALLIUM	EPA 200.7	HEPTACHLOR EPOXIDE	EPA 608
THALLIUM	EPA 279.2	POLYCHLORINATED BIPHENYLS (WATER)	EPA 608
ZINC	EPA 200.7	POLYCHLORINATED BIPHENYLS (OIL)	EPA 600/4-81-045
PH	EPA 150.1		
SPECIFIC CONDUCTIVITY	EPA 120.1		
TOTAL DISSOLVED SOLIDS	EPA 160.1		
TOTAL HARDNESS (CACO3)	EPA 200.7		
CALCIUM	EPA 200.7		
MAGNESIUM	EPA 200.7		
SODIUM	EPA 200.7		
POTASSIUM	EPA 200.7		
TOTAL ALKALINITY	EPA 310.1		
CHLORIDE	EPA 325.3		
CHLORIDE	EPA 300.0		
FLUORIDE	EPA 340.2		
FLUORIDE	EPA 300.0		
SULFATE	EPA 375.4		
SULFATE	EPA 300.0		
AMMONIA-N	EPA 350.2		
NITRATE-N	EPA 300.0		

COMMONWEALTH OF MASSACHUSETTS
DEPARTMENT OF ENVIRONMENTAL PROTECTION

Certified Parameter List as of: 01 JUL 2001

M- NH012 AMRO ENVIRONMENTAL LAB
MERRIMACK NH

POTABLE WATER (CHEMISTRY) Effective Date 01 JUL 2001 Expiration Date 30 JUN 2002

Analytes and Methods

ANTIMONY	EPA 200.9
ARSENIC	EPA 200.7
ARSENIC	EPA 200.9
BARIUM	EPA 200.7
BERYLLIUM	EPA 200.7
CADMIUM	EPA 200.7
CHROMIUM	EPA 200.7
COPPER	EPA 200.7
LEAD	EPA 200.9
MERCURY	EPA 245.1
NICKEL	EPA 200.7
SELENIUM	EPA 200.9
THALLIUM	EPA 200.9
NITRATE-N	EPA 353.2
NITRITE-N	EPA 353.2
FLUORIDE	EPA 300.0
FLUORIDE	SM 4500-F-E
SULFATE	EPA 300.0
CYANIDE	SM 4500-CN-C,E
TURBIDITY	EPA 180.1
RESIDUAL FREE CHLORINE	SM 4500-CL-G
CALCIUM	EPA 200.7
TOTAL DISSOLVED SOLIDS	SM 2540C
PH	EPA 150.1
1,2-DIBROMOETHANE	EPA 504.1
1,2-DIBROMO-3-CHLOROPROPANE	EPA 504.1

AMRO Environmental Laboratories Corp.

Date: *02-Nov-01*

CLIENT:	STV Incorporated	**Client Sample ID:**	TE-MW-2-18 (3-7')
Lab Order:	0110266		
Project:	0710730 East Side Access	**Collection Date:**	10/8/01
Lab ID:	0110266-01A	**Matrix:**	SOIL

Analyses	Result	RL	Qual	Units	DF	Date Analyzed
ICP METALS, TCLP LEACHED		**SW1311/6010B**				Analyst: **RK**
Lead	54	1.0	*	mg/L	1	10/30/01 2:00:03 PM

Qualifiers:

ND - Not Detected at the Reporting Limit

J - Analyte detected below quantitation limits

B - Analyte detected in the associated Method Blank

H - Method prescribed holding time exceeded

S - Spike Recovery outside accepted recovery limits

R - RPD outside accepted recovery limits

E - Value above quantitation range

- See Case Narrative

RL - Reporting Limit; defined as the lowest concentration the laboratory can accurately quantitate.

AMRO Environmental Laboratories Corporation

111 Herrick Street, Merrimack, NH 03054
TEL: (603) 424-2022 · FAX: (603) 429-8496

November 28, 2001

Jeff Butler
STV Incorporated
225 Park Avenue South
New York, NY 10003
TEL: (212) 777-4400
FAX:

RE: 0710730 East Side Access Order No.: 0111125

Dear Jeff Butler:

AMRO Environmental Laboratories Corp. received 5 samples on 11/14/01 for the analyses presented in the following report.

AMRO operates a Quality Assurance Program which meets or exceeds National Environmental Laboratory Accreditation Conference (NELAC), state, and EPA requirements. A copy of the appropriate state and/or NELAC Certificate is attached.

The enclosed Sample Receipt Checklist details the condition of your sample(s) upon receipt. Please be advised that any unused sample volume and sample extracts will be stored for a period of thirty (30) days from this report date. After this time, AMRO will properly dispose of the remaining sample(s). If you require further analysis, or need the samples held for a longer period, please contact us immediately.

This report consists of a total of 18 pages. This letter is an integral part of your data report. If you have any questions regarding this project in the future, please refer to the Order Number above.

Sincerely,

Nancy Stewart
Vice President / Lab Director

AMRO Environmental Laboratories Corp.

Date: *23-Nov-01*

CLIENT: STV Incorporated
Project: 0710730 East Side Access
Lab Order: 0111125
Date Received: 11/14/01

Work Order Sample Summary

Lab Sample ID	Client Sample ID	Collection Date
0111125-01A	TE-2-L1 (0-1.5')	11/13/01
0111125-01B	TE-2-L1 (0-1.5')	11/13/01
0111125-02A	TE-2-L2 (0-3')	11/13/01
0111125-02B	TE-2-L2 (0-3')	11/13/01
0111125-03A	TE-MW-2-18L (0-3')	11/13/01
0111125-03B	TE-MW-2-18L (0-3')	11/13/01
0111125-04A	TE-2-L3 (0-2')	11/13/01
0111125-04B	TE-2-L3 (0-2')	11/13/01
0111125-05A	TE-2-L4 (0-2')	11/13/01
0111125-05B	TE-2-L4 (0-2')	11/13/01

AMRO Environmental Laboratories Corp.

Date: *23-Nov-01*

CLIENT:	STV Incorporated	**Client Sample ID:**	TE-2-L1 (0-1.5')
Lab Order:	0111125		
Project:	0710730 East Side Access	**Collection Date:**	11/13/01
Lab ID:	0111125-01A	**Matrix:**	SOIL

Analyses	Result	RL	Qual	Units	DF	Date Analyzed
ICP METALS TOTAL SW-846 - 3051/6010		**SW6010B**				Analyst: **RK**
Lead	180	3.3		mg/Kg-dry	1	11/19/01 6:11:38 PM
PERCENT MOISTURE		**D2216**				Analyst: **SL**
Percent Moisture	5.9	0		wt%	1	11/16/01

Qualifiers:

ND - Not Detected at the Reporting Limit
J - Analyte detected below quantitation limits
B - Analyte detected in the associated Method Blank
H - Method prescribed holding time exceeded
S - Spike Recovery outside accepted recovery limits
R - RPD outside accepted recovery limits
E - Value above quantitation range
- See Case Narrative
RL - Reporting Limit; defined as the lowest concentration the laboratory can accurately quantitate.

AMRO Environmental Laboratories Corp.

Date: *23-Nov-01*

CLIENT:	STV Incorporated	**Client Sample ID:**	TE-2-L1 (0-1.5')
Lab Order:	0111125		
Project:	0710730 East Side Access	**Collection Date:**	11/13/01
Lab ID:	0111125-01B	**Matrix:**	SOIL

Analyses	Result	RL	Qual	Units	DF	Date Analyzed
ICP METALS, TCLP LEACHED		**SW1311/6010B**				Analyst: RK
Lead	ND	1.0		mg/L	1	11/19/01 11:06:51 AM

Qualifiers:

ND - Not Detected at the Reporting Limit
J - Analyte detected below quantitation limits
B - Analyte detected in the associated Method Blank
H - Method prescribed holding time exceeded
S - Spike Recovery outside accepted recovery limits
R - RPD outside accepted recovery limits
E - Value above quantitation range
- See Case Narrative
RL - Reporting Limit; defined as the lowest concentration the laboratory can accurately quantitate.

AMRO Environmental Laboratories Corp.

Date: *23-Nov-01*

CLIENT:	STV Incorporated	**Client Sample ID:**	TE-2-L2 (0-3')
Lab Order:	0111125		
Project:	0710730 East Side Access	**Collection Date:**	11/13/01
Lab ID:	0111125-02A	**Matrix:**	SOIL

Analyses	Result	RL	Qual	Units	DF	Date Analyzed
ICP METALS TOTAL SW-846 - 3051/6010		**SW6010B**				Analyst: **RK**
Lead	340	3.2		mg/Kg-dry	1	11/19/01 6:16:46 PM
PERCENT MOISTURE		**D2216**				Analyst: **SL**
Percent Moisture	5.6	0		wt%	1	11/16/01

Qualifiers:

ND - Not Detected at the Reporting Limit

J - Analyte detected below quantitation limits

B - Analyte detected in the associated Method Blank

H - Method prescribed holding time exceeded

S - Spike Recovery outside accepted recovery limits

R - RPD outside accepted recovery limits

E - Value above quantitation range

- See Case Narrative

RL - Reporting Limit; defined as the lowest concentration the laboratory can accurately quantitate.

AMRO Environmental Laboratories Corp.

Date: *23-Nov-01*

CLIENT:	STV Incorporated	**Client Sample ID:**	TE-2-L2 (0-3')
Lab Order:	0111125		
Project:	0710730 East Side Access	**Collection Date:**	11/13/01
Lab ID:	0111125-02B	**Matrix:**	SOIL

Analyses	Result	RL	Qual	Units	DF	Date Analyzed
ICP METALS, TCLP LEACHED		**SW1311/6010B**				Analyst: **RK**
Lead	ND	1.0		mg/L	1	11/19/01 11:10:23 AM

Qualifiers:

ND - Not Detected at the Reporting Limit
J - Analyte detected below quantitation limits
B - Analyte detected in the associated Method Blank
H - Method prescribed holding time exceeded
S - Spike Recovery outside accepted recovery limits
R - RPD outside accepted recovery limits
E - Value above quantitation range
- See Case Narrative
RL - Reporting Limit; defined as the lowest concentration the laboratory can accurately quantitate.

AMRO Environmental Laboratories Corp.

Date: *23-Nov-01*

CLIENT:	STV Incorporated	**Client Sample ID:**	TE-MW-2-18L (0-3')
Lab Order:	0111125		
Project:	0710730 East Side Access	**Collection Date:**	11/13/01
Lab ID:	0111125-03A	**Matrix:**	SOIL

Analyses	Result	RL	Qual	Units	DF	Date Analyzed
ICP METALS TOTAL SW-846 - 3051/6010		**SW6010B**				Analyst: RK
Lead	1,500	3.7		mg/Kg-dry	1	11/19/01 6:21:43 PM
PERCENT MOISTURE		**D2216**				Analyst: SL
Percent Moisture	17.4	0		wt%	1	11/16/01

Qualifiers:

ND - Not Detected at the Reporting Limit
J - Analyte detected below quantitation limits
B - Analyte detected in the associated Method Blank
H - Method prescribed holding time exceeded
S - Spike Recovery outside accepted recovery limits
R - RPD outside accepted recovery limits
E - Value above quantitation range
- See Case Narrative
RL - Reporting Limit; defined as the lowest concentration the laboratory can accurately quantitate.

AMRO Environmental Laboratories Corp.

Date: *23-Nov-01*

CLIENT:	STV Incorporated	**Client Sample ID:**	TE-MW-2-18L (0-3')
Lab Order:	0111125		
Project:	0710730 East Side Access	**Collection Date:**	11/13/01
Lab ID:	0111125-03B	**Matrix:**	SOIL

Analyses	Result	RL	Qual	Units	DF	Date Analyzed
ICP METALS, TCLP LEACHED		**SW1311/6010B**				Analyst: **RK**
Lead	27	1.0	*	mg/L	1	11/19/01 11:13:55 AM

Qualifiers:

ND - Not Detected at the Reporting Limit
J - Analyte detected below quantitation limits
B - Analyte detected in the associated Method Blank
H - Method prescribed holding time exceeded
S - Spike Recovery outside accepted recovery limits
R - RPD outside accepted recovery limits
E - Value above quantitation range
- See Case Narrative
RL - Reporting Limit; defined as the lowest concentration the laboratory can accurately quantitate.

AMRO Environmental Laboratories Corp.

Date: *23-Nov-01*

CLIENT:	STV Incorporated	**Client Sample ID:**	TE-2-L3 (0-2')
Lab Order:	0111125		
Project:	0710730 East Side Access	**Collection Date:**	11/13/01
Lab ID:	0111125-04A	**Matrix:**	SOIL

Analyses	Result	RL	Qual	Units	DF	Date Analyzed
ICP METALS TOTAL SW-846 - 3051/6010		**SW6010B**				Analyst: RK
Lead	170	3.1		mg/Kg-dry	1	11/19/01 6:26:57 PM
PERCENT MOISTURE		**D2216**				Analyst: SL
Percent Moisture	4.1	0		wt%	1	11/16/01

Qualifiers:

ND - Not Detected at the Reporting Limit
J - Analyte detected below quantitation limits
B - Analyte detected in the associated Method Blank
H - Method prescribed holding time exceeded
S - Spike Recovery outside accepted recovery limits
R - RPD outside accepted recovery limits
E - Value above quantitation range
- See Case Narrative
RL - Reporting Limit; defined as the lowest concentration the laboratory can accurately quantitate.

AMRO Environmental Laboratories Corp.

Date: *23-Nov-01*

CLIENT:	STV Incorporated	**Client Sample ID:**	TE-2-L3 (0-2')
Lab Order:	0111125		
Project:	0710730 East Side Access	**Collection Date:**	11/13/01
Lab ID:	0111125-04B	**Matrix:**	SOIL

Analyses	Result	RL	Qual	Units	DF	Date Analyzed
ICP METALS, TCLP LEACHED		**SW1311/6010B**				Analyst: RK
Lead	ND	1.0		mg/L	1	11/19/01 11:17:27 AM

Qualifiers:

ND - Not Detected at the Reporting Limit
J - Analyte detected below quantitation limits
B - Analyte detected in the associated Method Blank
H - Method prescribed holding time exceeded
S - Spike Recovery outside accepted recovery limits
R - RPD outside accepted recovery limits
E - Value above quantitation range
- See Case Narrative
RL - Reporting Limit; defined as the lowest concentration the laboratory can accurately quantitate.

AMRO Environmental Laboratories Corp.

Date: *23-Nov-01*

CLIENT:	STV Incorporated	**Client Sample ID:**	TE-2-L4 (0-2')
Lab Order:	0111125		
Project:	0710730 East Side Access	**Collection Date:**	11/13/01
Lab ID:	0111125-05A	**Matrix:**	SOIL

Analyses	Result	RL	Qual	Units	DF	Date Analyzed
ICP METALS TOTAL SW-846 - 3051/6010		**SW6010B**				Analyst: **RK**
Lead	170	3.2		mg/Kg-dry	1	11/19/01 6:31:47 PM
PERCENT MOISTURE		**D2216**				Analyst: **SL**
Percent Moisture	7.6	0		wt%	1	11/16/01

Qualifiers:

ND - Not Detected at the Reporting Limit
J - Analyte detected below quantitation limits
B - Analyte detected in the associated Method Blank
H - Method prescribed holding time exceeded
S - Spike Recovery outside accepted recovery limits
R - RPD outside accepted recovery limits
E - Value above quantitation range
- See Case Narrative
RL - Reporting Limit; defined as the lowest concentration the laboratory can accurately quantitate.

AMRO Environmental Laboratories Corp.

Date: *23-Nov-01*

CLIENT:	STV Incorporated	**Client Sample ID:**	TE-2-L4 (0-2')
Lab Order:	0111125		
Project:	0710730 East Side Access	**Collection Date:**	11/13/01
Lab ID:	0111125-05B	**Matrix:**	SOIL

Analyses	Result	RL	Qual	Units	DF	Date Analyzed
ICP METALS, TCLP LEACHED		**SW1311/6010B**				Analyst: RK
Lead	ND	1.0		mg/L	1	11/19/01 11:20:58 AM

Qualifiers:

ND - Not Detected at the Reporting Limit
J - Analyte detected below quantitation limits
B - Analyte detected in the associated Method Blank
H - Method prescribed holding time exceeded
S - Spike Recovery outside accepted recovery limits
R - RPD outside accepted recovery limits
E - Value above quantitation range
- See Case Narrative
RL - Reporting Limit; defined as the lowest concentration the laboratory can accurately quantitate.

AMRO Environmental Laboratories Corp.

23-Nov-01

Lab Order: 0111125
Client: STV Incorporated
Project: 0710730 East Side Access

DATES REPORT

Sample ID	Client Sample ID	Collection Date	Matrix	Test Name	TCLP Date	Prep Date	Analysis Date
0111125-01A	TE-2-L1 (0-1.5')	11/13/01	Soil	ICP METALS, 3051/6010		11/19/01	11/19/01
				Percent Moisture			11/16/01
0111125-01B				ICP METALS, TCLP	11/16/01	11/17/01	11/19/01
0111125-02A	TE-2-L2 (0-3')			ICP METALS, 3051/6010		11/19/01	11/19/01
				Percent Moisture			11/16/01
0111125-02B				ICP METALS, TCLP	11/16/01	11/17/01	11/19/01
0111125-03A	TE-MW-2-18L (0-3')			ICP METALS, 3051/6010		11/19/01	11/19/01
				Percent Moisture			11/16/01
0111125-03B				ICP METALS, TCLP	11/16/01	11/17/01	11/19/01
0111125-04A	TE-2-L3 (0-2')			ICP METALS, 3051/6010		11/19/01	11/19/01
				Percent Moisture			11/16/01
0111125-04B				ICP METALS, TCLP	11/16/01	11/17/01	11/19/01
0111125-05A	TE-2-L4 (0-2')			ICP METALS, 3051/6010		11/19/01	11/19/01
				Percent Moisture			11/16/01
0111125-05B				ICP METALS, TCLP	11/16/01	11/17/01	11/19/01

AMRO Environmental Laboratories Corporation

SAMPLE RECEIPT CHECKLIST

111 Herrick Street
Merrimack, NH 03054
(603) 424-2022

Client: STV
Project Name: 0740730 East Side Acres
Ship via: (circle one) Fed Ex. UPS, AMRO Courier, Hand Del., Other Courier, Other:

AMRO ID: 011125
Date Rec.: 11/14/01
Date Due: 11/27/01

Items to be Checked Upon Receipt	Yes	No	NA	Comments
1. Army Samples received in individual plastic bags?			✓	
2. Custody Seals present?			✓	
3. Custody Seals Intact?			✓	
4. Air Bill included in folder if received?	✓			
5. Is COC included with samples?	✓			
6. Is COC signed and dated by client?	✓			
7. Laboratory receipt temperature. TEMP = 4°C				
Samples rec. with ice ✓ ice packs___ neither___				
8. Were samples received the same day they were sampled?		✓		
Is client temperature 4°C ± 2°C?	✓			
If no obtain authorization from the client for the analyses.				
Client authorization from: Date: Obtained by:				sent fax see fax
9. Is the COC filled out correctly and completely?	✓	✓		Jar ID's don't match
10. Does the info on the COC match the samples?	✓	✓		some of orig chain ID +
11. Were samples rec. within holding time?	✓			Faxed chain
12. Were all samples properly labeled?	✓	✓		& log in using
13. Were all samples properly preserved?			✓	Faxed chain ID's.
14. Were proper sample containers used?	✓			
15. Were all samples received intact? (none broken or leaking)	✓			
16. Were VOA vials rec. with no air bubbles?			✓	
17. Were the sample volumes sufficient for requested analysis?	✓			
18. Were all samples received?	✓			
19. VPH and VOA Soils only:			✓	
Sampling Method VPH (circle one): M=Methanol, E=EnCore (air-tight container)				
Sampling Method VOA (circle one): M=Methanol, SB=Sodium Bisulfate, E=EnCore, B=Bulk				
If M or SB:				
Does preservative cover the soil?				
If NO then client must be faxed.				
Does preservation level come close to the fill line on the vial?				
If NO then client must be faxed.				
Were vials provided by AMRO?				
If NO then weights MUST be obtained from client				
Was dry weight aliquot provided?				
If NO then fax client and inform the VOA lab ASAP.				
20. Subcontracted Samples:			✓	
What samples sent:				
Where sent:				
Date:				
Analysis:				
TAT:				
21. Information entered into:				
Internal Tracking Log?	✓			
Dry Weight Log?	✓			
Client Log?			✓	
Composite Log?			✓	
Filtration Log?			✓	

Received By: DS Date: 11-14-01 Logged in By: MG Date: 11-16-01
Labeled By: MG Date: 11-16-01 Checked By: [illegible] Date: 11-19-01

011

AMRO Environmental Laboratories Corporation
111 Herrick Street
Merrimack, NH 03054

CHAIN-OF-CUSTODY RECORD

38501

Office: (603) 424-2022
Fax: (603) 429-8496

Project No.: 0710730	Project Name: East Side Access	Project Manager: J. Butler	Samplers (Signature): P. Oliver	AMRO Project No.: 0111125
	Project State:			

Sample ID	Date/Time Sampled 11/13/01	Matrix A= Air S= Soil GW= Ground W. WW= Waste W. DW= Drinking W. O= Oil Other= Specify	Total # of Cont. & Size	Analysis Required: Total Lead	TCLP Lead	Remarks
TE-L1 0-1.5'	1100	S	8oz x 1	X		
TE-L1 0-1.5'	1100	S	8oz x 1		X	
TE-L2 0-3'	1105	S	8oz x 1	X		
TE-L2 0-3'	1105	S	8oz x 1		X	
TE-MW-2-18L (0-3')	1110	S	8oz x 1	X		
TE-MW-2-18L (0-3')	1110	S	8oz x 1		X	
TE-L3 (0-2')	1210	S	8oz x 1	X		
TE-L3 (0-2')	1210	S	8oz x 1		X	
TE-L4 (0-2')	1230	S	8oz x 1	X		
TE-L4 (0-2')	1230	S	8oz x 1		X	

Preservative: Cl-HCl, MeOH, N-HN03, S-H2SO4, Na-NaOH, O- Other
Container Type: P- Plastic, G-Glass, V-Vial, T- Teflon, O-Other

Please print clearly, legibly and completely. Samples can not be logged in and the turnaround time clock will not start until any ambiguities are resolved.

FAX No.:

NOTES: Preservatives, Special reporting limits, Known Contamination, etc;

Send Results To: Jeff Butler
225 Park Ave. South
NY NY 10003

Seal Intact? Yes No N/A

GW-1 ___ GW-2 ___ GW-3 ___

MCP Level Needed:

Relinquished By	Date/ Time	Received By	Date/Time
P. Oliver	11/13	D. Strohsko	11/14/01 8:45
D. Strohsko	11/14/01		

P.O. No:

Results Needed By:

PRIORITY TURNAROUND TIME AUTHORIZATION
Before submitting samples for expedited TAT, you must have requested in advance and received a coded TAT AUTHORIZATION NUMBER
AUTHORIZATION No. ___ BY: ___

SHEET 1 OF ___

Write: Lab Copy Yellow: Accompanies Report Pink: Client Copy

The Commonwealth of Massachusetts

Department of Environmental Protection

Division of Environmental Analysis
Senator William X. Wall Experiment Station

certifies

M-NH012 **AMRO ENVIRONMENTAL LAB**
111 HERRICK ST
MERRIMACK, NH 03054-0000

Laboratory Director: **Nancy Stewart**

for the analysis of **NON POTABLE WATER (CHEMISTRY)**
POTABLE WATER (CHEMISTRY)

pursuant to 310 CMR 42.00

This certificate supersedes all previous Massachusetts certificates issued to this laboratory. The laboratory is regulated by and shall be responsible for being in compliance with Massachusetts regulations at 310 CMR 42.00.

This certificate is valid only when accompanied by the latest dated Certified Parameter List as issued by the Massachusetts D.E.P. Contact the Division of Environmental Analysis to verify the current certification status of the laboratory.

Certification is no guarantee of the validity of the data. This certification is subject to unannounced laboratory inspections.

Issued: **01 JUL 2001**
Expires: **30 JUN 2002**

Oscar C. Jacobs

Director, Division of Environmental Analysis

COMMONWEALTH OF MASSACHUSETTS
DEPARTMENT OF ENVIRONMENTAL PROTECTION

Certified Parameter List as of: 01 JUL 2001

M- NH012 AMRO ENVIRONMENTAL LAB
MERRIMACK NH

NON POTABLE WATER (CHEMISTRY) Effective Date 01 JUL 2001 Expiration Date 30 JUN 2002

Analytes and Methods

ALUMINUM	EPA 200.7	NITRATE-N	EPA 353.2
ANTIMONY	EPA 200.7	KJELDAHL-N	EPA 351.1
ANTIMONY	EPA 204.2	KJELDAHL-N	EPA 351.2
ARSENIC	EPA 200.7	ORTHOPHOSPHATE	EPA 365.2
ARSENIC	EPA 206.2	ORTHOPHOSPHATE	EPA 300.0
ARSENIC	ASTM D2972-93(C)	TOTAL PHOSPHORUS	EPA 365.2
BERYLLIUM	EPA 200.7	CHEMICAL OXYGEN DEMAND	EPA 410.4
CADMIUM	EPA 200.7	CHEMICAL OXYGEN DEMAND	HACH METHOD 8000
CHROMIUM	EPA 200.7	BIOCHEMICAL OXYGEN DEMAND	EPA 405.1
COBALT	EPA 200.7	TOTAL CYANIDE	EPA 335.2
COPPER	EPA 200.7	NON-FILTERABLE RESIDUE	EPA 160.2
IRON	EPA 200.7	TOTAL RESIDUAL CHLORINE	SM 4500-CL-G
LEAD	EPA 200.7	OIL AND GREASE	EPA 413.1
LEAD	EPA 239.2	TOTAL PHENOLICS	EPA 420.1
MANGANESE	EPA 200.7	VOLATILE HALOCARBONS	EPA 624
MERCURY	EPA 245.1	VOLATILE AROMATICS	EPA 624
MOLYBDENUM	EPA 200.7	CHLORDANE	EPA 608
NICKEL	EPA 200.7	ALDRIN	EPA 608
SELENIUM	EPA 200.7	DIELDRIN	EPA 608
SELENIUM	EPA 270.2	DDD	EPA 608
SILVER	EPA 200.7	DDT	EPA 608
STRONTIUM	EPA 200.7	HEPTACHLOR	EPA 608
THALLIUM	EPA 200.7	HEPTACHLOR EPOXIDE	EPA 608
THALLIUM	EPA 279.2	POLYCHLORINATED BIPHENYLS (WATER)	EPA 608
ZINC	EPA 200.7	POLYCHLORINATED BIPHENYLS (OIL)	EPA 600/4-81-045
PH	EPA 150.1		
SPECIFIC CONDUCTIVITY	EPA 120.1		
TOTAL DISSOLVED SOLIDS	EPA 160.1		
TOTAL HARDNESS (CACO3)	EPA 200.7		
CALCIUM	EPA 200.7		
MAGNESIUM	EPA 200.7		
SODIUM	EPA 200.7		
POTASSIUM	EPA 200.7		
TOTAL ALKALINITY	EPA 310.1		
CHLORIDE	EPA 325.3		
CHLORIDE	EPA 300.0		
FLUORIDE	EPA 340.2		
FLUORIDE	EPA 300.0		
SULFATE	EPA 375.4		
SULFATE	EPA 300.0		
AMMONIA-N	EPA 350.2		
NITRATE-N	EPA 300.0		

COMMONWEALTH OF MASSACHUSETTS
DEPARTMENT OF ENVIRONMENTAL PROTECTION

Certified Parameter List as of: 01 JUL 2001

M-NH012 AMRO ENVIRONMENTAL LAB
MERRIMACK NH

POTABLE WATER (CHEMISTRY) Effective Date 01 JUL 2001 Expiration Date 30 JUN 2002

Analytes and Methods	
ANTIMONY	EPA 200.9
ARSENIC	EPA 200.7
ARSENIC	EPA 200.9
BARIUM	EPA 200.7
BERYLLIUM	EPA 200.7
CADMIUM	EPA 200.7
CHROMIUM	EPA 200.7
COPPER	EPA 200.7
LEAD	EPA 200.9
MERCURY	EPA 245.1
NICKEL	EPA 200.7
SELENIUM	EPA 200.9
THALLIUM	EPA 200.9
NITRATE-N	EPA 353.2
NITRITE-N	EPA 353.2
FLUORIDE	EPA 300.0
FLUORIDE	SM 4500-F-E
SULFATE	EPA 300.0
CYANIDE	SM 4500-CN-C,E
TURBIDITY	EPA 180.1
RESIDUAL FREE CHLORINE	SM 4500-CL-G
CALCIUM	EPA 200.7
TOTAL DISSOLVED SOLIDS	SM 2540C
PH	EPA 150.1
1,2-DIBROMOETHANE	EPA 504.1
1,2-DIBROMO-3-CHLOROPROPANE	EPA 504.1

AMRO Environmental Laboratories Corporation

111 Herrick Street, Merrimack, NH 03054
TEL: (603) 424-2022 · FAX: (603) 429-8496

December 31, 2001

Brian Barone
STV Incorporated
225 Park Avenue South
New York, NY 10003
TEL: (212) 614-7649
FAX:

RE: 0710730 ESA

Order No.: 0112199

Dear Brian Barone:

AMRO Environmental Laboratories Corp. received 10 samples on 12/24/01 for the analyses presented in the following report.

AMRO operates a Quality Assurance Program which meets or exceeds National Environmental Laboratory Accreditation Conference (NELAC), state, and EPA requirements. A copy of the appropriate state and/or NELAC Certificate is attached.

The enclosed Sample Receipt Checklist details the condition of your sample(s) upon receipt. Please be advised that any unused sample volume and sample extracts will be stored for a period of thirty (30) days from this report date. After this time, AMRO will properly dispose of the remaining sample(s). If you require further analysis, or need the samples held for a longer period, please contact us immediately.

This report consists of a total of 27 pages. This letter is an integral part of your data report. If you have any questions regarding this project in the future, please refer to the Order Number above.

Sincerely,

Nancy Stewart
Vice President / Lab Director

AMRO Environmental Laboratories Corp.

Date: *31-Dec-01*

CLIENT: STV Incorporated
Project: 0710730 ESA
Lab Order: 0112199
Date Received: 12/24/01

Work Order Sample Summary

Lab Sample ID	Client Sample ID	Collection Date
0112199-01A	TE-2-L1 (3-5')	12/20/01
0112199-01B	TE-2-L1 (3-5')	12/20/01
0112199-02A	TE-2-L1 (5-8')	12/20/01
0112199-02B	TE-2-L1 (5-8')	12/20/01
0112199-03A	TE-2-L1 (8-10')	12/20/01
0112199-03B	TE-2-L1 (8-10')	12/20/01
0112199-04A	TE-2-L5 (3-5')	12/20/01
0112199-04B	TE-2-L5 (3-5')	12/20/01
0112199-05A	TE-2-L3 (3-5')	12/20/01
0112199-05B	TE-2-L3 (3-5')	12/20/01
0112199-06A	TE-2-L3 (5-7')	12/20/01
0112199-06B	TE-2-L3 (5-7')	12/20/01
0112199-07A	TE-2-L3 (8-10')	12/20/01
0112199-07B	TE-2-L3 (8-10')	12/20/01
0112199-08A	TE-2-L4 (3-6')	12/20/01
0112199-08B	TE-2-L4 (3-6')	12/20/01
0112199-09A	TE-2-L4 (7-9')	12/20/01
0112199-09B	TE-2-L4 (7-9')	12/20/01
0112199-10A	TE-2-L4 (9-11')	12/20/01
0112199-10B	TE-2-L4 (9-11')	12/20/01

AMRO Environmental Laboratories Corporation

111 Herrick Street, Merrimack, NH 03054
TEL: (603) 424-2022 · FAX: (603) 429-8496

January 15, 2002

Brian Barone
STV Incorporated
469 7th Avenue
14th Floor
New York, NY 10018
TEL: (212) 614-7649
FAX: (212) 777-8492

RE: 0710730 ESA Order No.: 0112199

Dear Brian Barone:
AMRO Environmental Laboratories Corp. received 10 samples on 12/24/01 for the analyses presented in the following report.

The enclosed sample results are revised based upon further review of the the analytical data or legitimate changes made at your request.

AMRO operates a Quality Assurance Program which meets or exceeds National Environmental Laboratory Accreditation Conference (NELAC), state, and EPA requirements. A copy of the appropriate state and/or NELAC Certificate is attached.

Please be advised that any unused sample volume and sample extracts will be stored for a period of thirty (30) days from this report date. After this time, AMRO will properly dispose of the remaining sample(s). If you require further analysis, or need the samples held for a longer period, please contact us immediately.

This report consists of a total of 07 pages. This letter is an integral part of your data report. If you have any questions regarding this project in the future, please refer to the Order Number above.

Sincerely,

Nancy Stewart
Vice President / Lab Director

AMRO Environmental Laboratories Corp.

Date: *15-Jan-02*

CLIENT: STV Incorporated
Project: 0710730 ESA
Lab Order: 0112199
Date Received: 12/24/01

Work Order Sample Summary

Lab Sample ID	Client Sample ID	Collection Date
0112199-01A	TE-2-L1 (3-5')	12/20/01
0112199-01B	TE-2-L1 (3-5')	12/20/01
0112199-02A	TE-2-L1 (5-8')	12/20/01
0112199-02B	TE-2-L1 (5-8')	12/20/01
0112199-03A	TE-2-L1 (8-10')	12/20/01
0112199-03B	TE-2-L1 (8-10')	12/20/01
0112199-04A	TE-2-L2 (3-5')	12/20/01
0112199-04B	TE-2-L2 (3-5')	12/20/01
0112199-05A	TE-2-L3 (3-5')	12/20/01
0112199-05B	TE-2-L3 (3-5')	12/20/01
0112199-06A	TE-2-L3 (5-7')	12/20/01
0112199-06B	TE-2-L3 (5-7')	12/20/01
0112199-07A	TE-2-L3 (8-10')	12/20/01
0112199-07B	TE-2-L3 (8-10')	12/20/01
0112199-08A	TE-2-L4 (3-6')	12/20/01
0112199-08B	TE-2-L4 (3-6')	12/20/01
0112199-09A	TE-2-L4 (7-9')	12/20/01
0112199-09B	TE-2-L4 (7-9')	12/20/01
0112199-10A	TE-2-L4 (9-11')	12/20/01
0112199-10B	TE-2-L4 (9-11')	12/20/01

AMRO Environmental Laboratories Corp.

Date: *31-Dec-01*

CLIENT:	STV Incorporated	**Client Sample ID:**	TE-2-L1 (3-5')
Lab Order:	0112199		
Project:	0710730 ESA	**Collection Date:**	12/20/01
Lab ID:	0112199-01A	**Matrix:**	SOIL

Analyses	Result	RL	Qual	Units	DF	Date Analyzed
ICP METALS, TCLP LEACHED		**SW1311/6010B**				Analyst: **RK**
Lead	ND	1.0		mg/L	1	12/28/01 7:56:11 PM

Qualifiers:

ND - Not Detected at the Reporting Limit
J - Analyte detected below quantitation limits
B - Analyte detected in the associated Method Blank
H - Method prescribed holding time exceeded
S - Spike Recovery outside accepted recovery limits
R - RPD outside accepted recovery limits
E - Value above quantitation range
- See Case Narrative
RL - Reporting Limit; defined as the lowest concentration the laboratory can accurately quantitate.

AMRO Environmental Laboratories Corp.

Date: *31-Dec-01*

CLIENT:	STV Incorporated	**Client Sample ID:**	TE-2-L1 (3-5')
Lab Order:	0112199		
Project:	0710730 ESA	**Collection Date:**	12/20/01
Lab ID:	0112199-01B	**Matrix:**	SOIL

Analyses	Result	RL	Qual	Units	DF	Date Analyzed
ICP METALS TOTAL SW-846 - 3051/6010		**SW6010B**				Analyst: **RK**
Lead	28	3.4		mg/Kg-dry	1	12/28/01 5:49:00 PM
PERCENT MOISTURE		**D2216**				Analyst: **JTS**
Percent Moisture	8.8	0		wt%	1	12/26/01

Qualifiers:

ND - Not Detected at the Reporting Limit
J - Analyte detected below quantitation limits
B - Analyte detected in the associated Method Blank
H - Method prescribed holding time exceeded
S - Spike Recovery outside accepted recovery limits
R - RPD outside accepted recovery limits
E - Value above quantitation range
- See Case Narrative
RL - Reporting Limit; defined as the lowest concentration the laboratory can accurately quantitate.

AMRO Environmental Laboratories Corp.

Date: *31-Dec-01*

CLIENT:	STV Incorporated	**Client Sample ID:**	TE-2-L1 (5-8')
Lab Order:	0112199		
Project:	0710730 ESA	**Collection Date:**	12/20/01
Lab ID:	0112199-02A	**Matrix:**	SOIL

Analyses	Result	RL	Qual	Units	DF	Date Analyzed
ICP METALS, TCLP LEACHED		**SW1311/6010B**				Analyst: RK
Lead	ND	1.0		mg/L	1	12/28/01 8:02:35 PM

Qualifiers:

ND - Not Detected at the Reporting Limit
J - Analyte detected below quantitation limits
B - Analyte detected in the associated Method Blank
H - Method prescribed holding time exceeded
S - Spike Recovery outside accepted recovery limits
R - RPD outside accepted recovery limits
E - Value above quantitation range
- See Case Narrative
RL - Reporting Limit; defined as the lowest concentration the laboratory can accurately quantitate.

AMRO Environmental Laboratories Corp.

Date: *31-Dec-01*

CLIENT:	STV Incorporated	**Client Sample ID:**	TE-2-L1 (5-8')
Lab Order:	0112199		
Project:	0710730 ESA	**Collection Date:**	12/20/01
Lab ID:	0112199-02B	**Matrix:**	SOIL

Analyses	Result	RL	Qual	Units	DF	Date Analyzed
ICP METALS TOTAL SW-846 - 3051/6010		**SW6010B**				Analyst: **RK**
Lead	66	3.6		mg/Kg-dry	1	12/28/01 6:15:39 PM
PERCENT MOISTURE		**D2216**				Analyst: **JTS**
Percent Moisture	12.3	0		wt%	1	12/26/01

Qualifiers:

ND - Not Detected at the Reporting Limit

J - Analyte detected below quantitation limits

B - Analyte detected in the associated Method Blank

H - Method prescribed holding time exceeded

S - Spike Recovery outside accepted recovery limits

R - RPD outside accepted recovery limits

E - Value above quantitation range

- See Case Narrative

RL - Reporting Limit; defined as the lowest concentration the laboratory can accurately quantitate.

AMRO Environmental Laboratories Corp.

Date: *31-Dec-01*

CLIENT:	STV Incorporated	**Client Sample ID:**	TE-2-L1 (8-10')
Lab Order:	0112199		
Project:	0710730 ESA	**Collection Date:**	12/20/01
Lab ID:	0112199-03A	**Matrix:**	SOIL

Analyses	Result	RL	Qual	Units	DF	Date Analyzed
ICP METALS, TCLP LEACHED		**SW1311/6010B**				Analyst: RK
Lead	ND	1.0		mg/L	1	12/28/01 8:07:36 PM

Qualifiers:

ND - Not Detected at the Reporting Limit
J - Analyte detected below quantitation limits
B - Analyte detected in the associated Method Blank
H - Method prescribed holding time exceeded
S - Spike Recovery outside accepted recovery limits
R - RPD outside accepted recovery limits
E - Value above quantitation range
- See Case Narrative
RL - Reporting Limit; defined as the lowest concentration the laboratory can accurately quantitate.

AMRO Environmental Laboratories Corp.

Date: *31-Dec-01*

CLIENT:	STV Incorporated	**Client Sample ID:**	TE-2-L1 (8-10')
Lab Order:	0112199		
Project:	0710730 ESA	**Collection Date:**	12/20/01
Lab ID:	0112199-03B	**Matrix:**	SOIL

Analyses	Result	RL	Qual	Units	DF	Date Analyzed
ICP METALS TOTAL SW-846 - 3051/6010		**SW6010B**				**Analyst: RK**
Lead	210	4.6		mg/Kg-dry	1	12/28/01 6:20:52 PM
PERCENT MOISTURE		**D2216**				**Analyst: JTS**
Percent Moisture	33.2	0		wt%	1	12/26/01

Qualifiers:

ND - Not Detected at the Reporting Limit
J - Analyte detected below quantitation limits
B - Analyte detected in the associated Method Blank
H - Method prescribed holding time exceeded
S - Spike Recovery outside accepted recovery limits
R - RPD outside accepted recovery limits
E - Value above quantitation range
- See Case Narrative
RL - Reporting Limit; defined as the lowest concentration the laboratory can accurately quantitate.

AMRO Environmental Laboratories Corp.

Date: *15-Jan-02*

CLIENT:	STV Incorporated	**Client Sample ID:**	TE-2-L2 (3-5')
Lab Order:	0112199		
Project:	0710730 ESA	**Collection Date:**	12/20/01
Lab ID:	0112199-04A	**Matrix:**	SOIL

Analyses	Result	RL	Qual	Units	DF	Date Analyzed
ICP METALS, TCLP LEACHED		**SW1311/6010B**				Analyst: RK
Lead	ND	1.0		mg/L	1	12/28/01 8:12:37 PM

Qualifiers:

ND - Not Detected at the Reporting Limit
J - Analyte detected below quantitation limits
B - Analyte detected in the associated Method Blank
H - Method prescribed holding time exceeded
S - Spike Recovery outside accepted recovery limits
R - RPD outside accepted recovery limits
E - Value above quantitation range
- See Case Narrative
RL - Reporting Limit; defined as the lowest concentration the laboratory can accurately quantitate.

AMRO Environmental Laboratories Corp.

Date: *15-Jan-02*

CLIENT:	STV Incorporated	**Client Sample ID:**	TE-2-L2 (3-5')
Lab Order:	0112199		
Project:	0710730 ESA	**Collection Date:**	12/20/01
Lab ID:	0112199-04B	**Matrix:**	SOIL

Analyses	Result	RL	Qual	Units	DF	Date Analyzed
ICP METALS TOTAL SW-846 - 3051/6010		**SW6010B**				Analyst: RK
Lead	150	3.5		mg/Kg-dry	1	12/28/01 6:34:41 PM
PERCENT MOISTURE		**D2216**				Analyst: JTS
Percent Moisture	10.9	0		wt%	1	12/26/01

Qualifiers:

ND - Not Detected at the Reporting Limit
J - Analyte detected below quantitation limits
B - Analyte detected in the associated Method Blank
H - Method prescribed holding time exceeded
RL - Reporting Limit; defined as the lowest concentration the laboratory can accurately quantitate.

S - Spike Recovery outside accepted recovery limits
R - RPD outside accepted recovery limits
E - Value above quantitation range
- See Case Narrative

AMRO Environmental Laboratories Corp.

Date: *31-Dec-01*

CLIENT:	STV Incorporated	**Client Sample ID:**	TE-2-L3 (3-5')
Lab Order:	0112199		
Project:	0710730 ESA	**Collection Date:**	12/20/01
Lab ID:	0112199-05A	**Matrix:**	SOIL

Analyses	Result	RL	Qual	Units	DF	Date Analyzed
ICP METALS, TCLP LEACHED		**SW1311/6010B**				Analyst: RK
Lead	ND	1.0		mg/L	1	12/28/01 8:17:37 PM

Qualifiers:

ND - Not Detected at the Reporting Limit
J - Analyte detected below quantitation limits
B - Analyte detected in the associated Method Blank
H - Method prescribed holding time exceeded
S - Spike Recovery outside accepted recovery limits
R - RPD outside accepted recovery limits
E - Value above quantitation range
- See Case Narrative
RL - Reporting Limit; defined as the lowest concentration the laboratory can accurately quantitate.

AMRO Environmental Laboratories Corp.

Date: *31-Dec-01*

CLIENT:	STV Incorporated	**Client Sample ID:**	TE-2-L3 (3-5')
Lab Order:	0112199		
Project:	0710730 ESA	**Collection Date:**	12/20/01
Lab ID:	0112199-05B	**Matrix:**	SOIL

Analyses	Result	RL	Qual	Units	DF	Date Analyzed
ICP METALS TOTAL SW-846 - 3051/6010		**SW6010B**				Analyst: RK
Lead	230	4.0		mg/Kg-dry	1	12/28/01 6:40:06 PM
PERCENT MOISTURE		**D2216**				Analyst: JTS
Percent Moisture	25.1	0		wt%	1	12/26/01

Qualifiers:

ND - Not Detected at the Reporting Limit
J - Analyte detected below quantitation limits
B - Analyte detected in the associated Method Blank
H - Method prescribed holding time exceeded
S - Spike Recovery outside accepted recovery limits
R - RPD outside accepted recovery limits
E - Value above quantitation range
- See Case Narrative
RL - Reporting Limit; defined as the lowest concentration the laboratory can accurately quantitate.

AMRO Environmental Laboratories Corp.

Date: *31-Dec-01*

CLIENT:	STV Incorporated	**Client Sample ID:**	TE-2-L3 (5-7')
Lab Order:	0112199		
Project:	0710730 ESA	**Collection Date:**	12/20/01
Lab ID:	0112199-06A	**Matrix:**	SOIL

Analyses	Result	RL	Qual	Units	DF	Date Analyzed
ICP METALS, TCLP LEACHED		**SW1311/6010B**				Analyst: RK
Lead	ND	1.0		mg/L	1	12/28/01 8:22:39 PM

Qualifiers:

ND - Not Detected at the Reporting Limit
J - Analyte detected below quantitation limits
B - Analyte detected in the associated Method Blank
H - Method prescribed holding time exceeded
S - Spike Recovery outside accepted recovery limits
R - RPD outside accepted recovery limits
E - Value above quantitation range
- See Case Narrative
RL - Reporting Limit; defined as the lowest concentration the laboratory can accurately quantitate.

AMRO Environmental Laboratories Corp.

Date: *31-Dec-01*

CLIENT:	STV Incorporated	**Client Sample ID:**	TE-2-L3 (5-7')
Lab Order:	0112199		
Project:	0710730 ESA	**Collection Date:**	12/20/01
Lab ID:	0112199-06B	**Matrix:**	SOIL

Analyses	Result	RL	Qual	Units	DF	Date Analyzed
ICP METALS TOTAL SW-846 - 3051/6010		**SW6010B**				Analyst: **RK**
Lead	170	3.5		mg/Kg-dry	1	12/28/01 6:45:19 PM
PERCENT MOISTURE		**D2216**				Analyst: **JTS**
Percent Moisture	11.9	0		wt%	1	12/26/01

Qualifiers:

ND - Not Detected at the Reporting Limit
J - Analyte detected below quantitation limits
B - Analyte detected in the associated Method Blank
H - Method prescribed holding time exceeded
S - Spike Recovery outside accepted recovery limits
R - RPD outside accepted recovery limits
E - Value above quantitation range
- See Case Narrative
RL - Reporting Limit; defined as the lowest concentration the laboratory can accurately quantitate.

AMRO Environmental Laboratories Corp.

Date: *31-Dec-01*

CLIENT:	STV Incorporated	**Client Sample ID:**	TE-2-L3 (8-10')
Lab Order:	0112199		
Project:	0710730 ESA	**Collection Date:**	12/20/01
Lab ID:	0112199-07A	**Matrix:**	SOIL

Analyses	Result	RL	Qual	Units	DF	Date Analyzed
ICP METALS, TCLP LEACHED		**SW1311/6010B**				Analyst: RK
Lead	ND	1.0		mg/L	1	12/28/01 8:27:40 PM

Qualifiers:

ND - Not Detected at the Reporting Limit
J - Analyte detected below quantitation limits
B - Analyte detected in the associated Method Blank
H - Method prescribed holding time exceeded
S - Spike Recovery outside accepted recovery limits
R - RPD outside accepted recovery limits
E - Value above quantitation range
- See Case Narrative
RL - Reporting Limit; defined as the lowest concentration the laboratory can accurately quantitate.

AMRO Environmental Laboratories Corp.

Date: *31-Dec-01*

CLIENT:	STV Incorporated	**Client Sample ID:**	TE-2-L3 (8-10')
Lab Order:	0112199		
Project:	0710730 ESA	**Collection Date:**	12/20/01
Lab ID:	0112199-07B	**Matrix:**	SOIL

Analyses	Result	RL	Qual	Units	DF	Date Analyzed
ICP METALS TOTAL SW-846 - 3051/6010		**SW6010B**				Analyst: RK
Lead	82	3.7		mg/Kg-dry	1	12/28/01 6:50:34 PM
PERCENT MOISTURE		**D2216**				Analyst: JTS
Percent Moisture	15.1	0		wt%	1	12/26/01

Qualifiers:

ND - Not Detected at the Reporting Limit
J - Analyte detected below quantitation limits
B - Analyte detected in the associated Method Blank
H - Method prescribed holding time exceeded
S - Spike Recovery outside accepted recovery limits
R - RPD outside accepted recovery limits
E - Value above quantitation range
- See Case Narrative
RL - Reporting Limit; defined as the lowest concentration the laboratory can accurately quantitate.

AMRO Environmental Laboratories Corp.

Date: *31-Dec-01*

CLIENT:	STV Incorporated	**Client Sample ID:**	TE-2-L4 (3-6')
Lab Order:	0112199		
Project:	0710730 ESA	**Collection Date:**	12/20/01
Lab ID:	0112199-08A	**Matrix:**	SOIL

Analyses	Result	RL	Qual	Units	DF	Date Analyzed
ICP METALS, TCLP LEACHED		**SW1311/6010B**				Analyst: RK
Lead	ND	1.0		mg/L	1	12/28/01 8:32:41 PM

Qualifiers:

ND - Not Detected at the Reporting Limit
J - Analyte detected below quantitation limits
B - Analyte detected in the associated Method Blank
H - Method prescribed holding time exceeded
S - Spike Recovery outside accepted recovery limits
R - RPD outside accepted recovery limits
E - Value above quantitation range
- See Case Narrative
RL - Reporting Limit; defined as the lowest concentration the laboratory can accurately quantitate.

AMRO Environmental Laboratories Corp.

Date: *31-Dec-01*

CLIENT:	STV Incorporated	**Client Sample ID:**	TE-2-L4 (3-6')
Lab Order:	0112199		
Project:	0710730 ESA	**Collection Date:**	12/20/01
Lab ID:	0112199-08B	**Matrix:**	SOIL

Analyses	Result	RL	Qual	Units	DF	Date Analyzed
ICP METALS TOTAL SW-846 - 3051/6010		**SW6010B**				Analyst: RK
Lead	140	3.4		mg/Kg-dry	1	12/28/01 6:55:42 PM
PERCENT MOISTURE		**D2216**				Analyst: JTS
Percent Moisture	11.6	0		wt%	1	12/26/01

Qualifiers:

ND - Not Detected at the Reporting Limit
J - Analyte detected below quantitation limits
B - Analyte detected in the associated Method Blank
H - Method prescribed holding time exceeded
S - Spike Recovery outside accepted recovery limits
R - RPD outside accepted recovery limits
E - Value above quantitation range
- See Case Narrative
RL - Reporting Limit; defined as the lowest concentration the laboratory can accurately quantitate.

AMRO Environmental Laboratories Corp.

Date: *31-Dec-01*

CLIENT:	STV Incorporated	**Client Sample ID:**	TE-2-L4 (7-9')
Lab Order:	0112199		
Project:	0710730 ESA	**Collection Date:**	12/20/01
Lab ID:	0112199-09A	**Matrix:**	SOIL

Analyses	Result	RL	Qual	Units	DF	Date Analyzed
ICP METALS, TCLP LEACHED		**SW1311/6010B**				Analyst: RK
Lead	ND	1.0		mg/L	1	12/28/01 8:37:42 PM

Qualifiers:

ND - Not Detected at the Reporting Limit
J - Analyte detected below quantitation limits
B - Analyte detected in the associated Method Blank
H - Method prescribed holding time exceeded
S - Spike Recovery outside accepted recovery limits
R - RPD outside accepted recovery limits
E - Value above quantitation range
- See Case Narrative
RL - Reporting Limit; defined as the lowest concentration the laboratory can accurately quantitate.

AMRO Environmental Laboratories Corp.

Date: *31-Dec-01*

CLIENT:	STV Incorporated	**Client Sample ID:**	TE-2-L4 (7-9')
Lab Order:	0112199		
Project:	0710730 ESA	**Collection Date:**	12/20/01
Lab ID:	0112199-09B	**Matrix:**	SOIL

Analyses	Result	RL	Qual	Units	DF	Date Analyzed
ICP METALS TOTAL SW-846 - 3051/6010		**SW6010B**				Analyst: **RK**
Lead	90	3.8		mg/Kg-dry	1	12/28/01 7:00:48 PM
PERCENT MOISTURE		**D2216**				Analyst: **JTS**
Percent Moisture	21.1	0		wt%	1	12/26/01

Qualifiers:

ND - Not Detected at the Reporting Limit
J - Analyte detected below quantitation limits
B - Analyte detected in the associated Method Blank
H - Method prescribed holding time exceeded
S - Spike Recovery outside accepted recovery limits
R - RPD outside accepted recovery limits
E - Value above quantitation range
- See Case Narrative
RL - Reporting Limit, defined as the lowest concentration the laboratory can accurately quantitate.

AMRO Environmental Laboratories Corp.

Date: *31-Dec-01*

CLIENT:	STV Incorporated	**Client Sample ID:**	TE-2-L4 (9-11')
Lab Order:	0112199		
Project:	0710730 ESA	**Collection Date:**	12/20/01
Lab ID:	0112199-10A	**Matrix:**	SOIL

Analyses	Result	RL	Qual	Units	DF	Date Analyzed
ICP METALS, TCLP LEACHED		**SW1311/6010B**				Analyst: **RK**
Lead	ND	1.0		mg/L	1	12/28/01 8:53:04 PM

Qualifiers:

ND - Not Detected at the Reporting Limit
J - Analyte detected below quantitation limits
B - Analyte detected in the associated Method Blank
H - Method prescribed holding time exceeded
S - Spike Recovery outside accepted recovery limits
R - RPD outside accepted recovery limits
E - Value above quantitation range
- See Case Narrative
RL - Reporting Limit; defined as the lowest concentration the laboratory can accurately quantitate.

AMRO Environmental Laboratories Corp.

Date: *31-Dec-01*

CLIENT:	STV Incorporated	**Client Sample ID:**	TE-2-LA (9-11')
Lab Order:	0112199		
Project:	0710730 ESA	**Collection Date:**	12/20/01
Lab ID:	0112199-10B	**Matrix:**	SOIL

Analyses	Result	RL	Qual	Units	DF	Date Analyzed
ICP METALS TOTAL SW-846 - 3051/6010		**SW6010B**				**Analyst: RK**
Lead	750	3.9		mg/Kg-dry	1	12/28/01 9:31:48 PM
PERCENT MOISTURE		**D2216**				**Analyst: JTS**
Percent Moisture	25.3	0		wt%	1	12/26/01

Qualifiers:

ND - Not Detected at the Reporting Limit
J - Analyte detected below quantitation limits
B - Analyte detected in the associated Method Blank
H - Method prescribed holding time exceeded
S - Spike Recovery outside accepted recovery limits
R - RPD outside accepted recovery limits
E - Value above quantitation range
- See Case Narrative
RL - Reporting Limit; defined as the lowest concentration the laboratory can accurately quantitate.

AMRO Environmental Laboratories Corp.

31-Dec-01

Lab Order: 0112199
Client: STV Incorporated
Project: 0710730 ESA

DATES REPORT

Sample ID	Client Sample ID	Collection Date	Matrix	Test Name	TCLP Date	Prep Date	Analysis Date
0112199-01A	TE-2-L1 (3-5')	12/20/01	Soil	ICP METALS, TCLP	12/27/01	12/28/01	12/28/01
0112199-01B				ICP METALS, 3051/6010		12/27/01	12/28/01
				Percent Moisture			12/26/01
0112199-02A	TE-2-L1 (5-8')			ICP METALS, TCLP	12/27/01	12/28/01	12/28/01
0112199-02B				ICP METALS, 3051/6010		12/27/01	12/28/01
				Percent Moisture			12/26/01
0112199-03A	TE-2-L1 (8-10')			ICP METALS, TCLP	12/27/01	12/28/01	12/28/01
0112199-03B				ICP METALS, 3051/6010		12/27/01	12/28/01
				Percent Moisture			12/26/01
0112199-04A	TE-2-L5 (3-5')			ICP METALS, TCLP	12/27/01	12/28/01	12/28/01
0112199-04B				ICP METALS, 3051/6010		12/27/01	12/28/01
				Percent Moisture			12/26/01
0112199-05A	TE-2-L3 (3-5')			ICP METALS, TCLP	12/27/01	12/28/01	12/28/01
0112199-05B				ICP METALS, 3051/6010		12/27/01	12/28/01
				Percent Moisture			12/26/01
0112199-06A	TE-2-L3 (5-7')			ICP METALS, TCLP	12/27/01	12/28/01	12/28/01
0112199-06B				ICP METALS, 3051/6010		12/27/01	12/28/01
				Percent Moisture			12/26/01
0112199-07A	TE-2-L3 (8-10')			ICP METALS, TCLP	12/27/01	12/28/01	12/28/01
0112199-07B				ICP METALS, 3051/6010		12/27/01	12/28/01
				Percent Moisture			12/26/01
0112199-08A	TE-2-L4 (3-6')			ICP METALS, TCLP	12/27/01	12/28/01	12/28/01
0112199-08B				ICP METALS, 3051/6010		12/27/01	12/28/01
				Percent Moisture			12/26/01
0112199-09A	TE-2-L4 (7-9')			ICP METALS, TCLP	12/27/01	12/28/01	12/28/01
0112199-09B				ICP METALS, 3051/6010		12/27/01	12/28/01
				Percent Moisture			12/26/01
0112199-10A	TE-2-L4 (9-11')			ICP METALS, TCLP	12/27/01	12/28/01	12/28/01

AMRO Environmental Laboratories Corp.

31-Dec-01

Lab Order: 0112199
Client: STV Incorporated
Project: 0710730 ESA

DATES REPORT

Sample ID	Client Sample ID	Collection Date	Matrix	Test Name	TCLP Date	Prep Date	Analysis Date
0112199-10B	TE-2-L4 (9-11')	12/20/01	Soil	ICP METALS, 3051/6010		12/27/01	12/28/01
				Percent Moisture			12/26/01

AMRO Environmental Laboratories Corporation

SAMPLE RECEIPT CHECKLIST

111 Herrick Street
Merrimack, NH 03054
(603) 424-2022

Client: STV
Project Name: 0710730 ESA
Ship via: (circle one) Fed Ex. UPS, AMRO Courier, Hand Del., Other Courier, Other:

AMRO ID: 0112199
Date Rec.: 12-24-01
Date Due: 1-7-01

Items to be Checked Upon Receipt	Yes	No	NA	Comments
1. Army Samples received in individual plastic bags?			✓	wrapped in
2. Custody Seals present?			✓	bubblewrap.
3. Custody Seals Intact?			✓	
4. Air Bill included in folder if received?	✓			
5. Is COC included with samples?	✓			
6. Is COC signed and dated by client?	✓			
7. Laboratory receipt temperature. water TEMP = 3.5°				
Samples rec. with ice ✓ ice packs___ neither___				
8. Were samples received the same day they were sampled?		✓		
Is client temperature 4°C ± 2°C?	✓			
If no obtain authorization from the client for the analyses.				
Client authorization from: Date: Obtained by:				
9. Is the COC filled out correctly and completely?	✓			
10. Does the info on the COC match the samples?	✓			TE-2-L4 (3-6)
11. Were samples rec. within holding time?	✓			time on sample
12. Were all samples properly labeled?	✓			= 1425
13. Were all samples properly preserved?	✓			
14. Were proper sample containers used?	✓			
15. Were all samples received intact? (none broken or leaking)		✓		vial broken for TE-2-L1
16. Were VOA vials rec. with no air bubbles?			✓	
17. Were the sample volumes sufficient for requested analysis?	✓			
18. Were all samples received?	✓			
19. VPH and VOA Soils only:			✓	
Sampling Method VPH (circle one): M=Methanol, E=EnCore (air-tight container)				
Sampling Method VOA (circle one): M=Methanol, SB=Sodium Bisulfate, E=EnCore, B=Bulk				
If M or SB:				
Does preservative cover the soil?				
If NO then client must be faxed.				
Does preservation level come close to the fill line on the vial?				
If NO then client must be faxed.				
Were vials provided by AMRO?				
If NO then weights MUST be obtained from client				
Was dry weight aliquot provided?				
If NO then fax client and inform the VOA lab ASAP.				
20. Subcontracted Samples:			✓	
What samples sent:				
Where sent:				
Date:				
Analysis:				
TAT:				
21. Information entered into:				
Internal Tracking Log?	✓			
Dry Weight Log?	✓			
Client Log?			✓	
Composite Log?			✓	
Filtration Log?			✓	

Received By: AL Date: 12-24-01 Logged in By: CC Date: 12-26-01
Labeled By: CC Date: 12-26-01 Checked By: MG Date: 12-26-01

NA= Not Applicable

AMRO Environmental Laboratories Corporation
11 Herrick Street
Merrimack, N.H. 03054
Office: 603-424-2022 Fax: 603-429-8496

31356

CHAIN OF CUSTODY RECORD

PAGE 1 OF 2

Proj. No. 0710730
Project Name: ESA
Project State: NY
Samplers (Signature): P. Oelerich

Sta. No.	Date	Time	Comp	Grab	Station Location	Type Size, & No. of Containers	MATRIX Water - A Soil/Solid-S Waste-W Other-O Explain	TCLP Lead	Total Lead						Remarks
	12/20	1110	X		TE-2-L1 (3-5')	1X 8 oz	S	X							
		1110	X		TE-2-L1 (3-5')	1X 4 oz	S		X						
		1120	X		TE-2-L1 (5-8')	1X 16 oz	S	X							
		1120	X		TE-2-L1 (5-8)	1X 4 oz	S		X						
		1150	X		TE-2-L1 (8-10')	1X 16 oz	S	X							
		1150	X		TE-2-L1 (8-10')	1X 4 oz	S		X						
		1240	X		TE-2-L5 (3-5)	1X 16 oz	S	X							
		1240	X		TE-2-L5 (3-5)	1X 4 oz	S		X						
		1315	X		TE-2-L3 (3-5)	1X 16 oz	S	X							
		1315	X		TE-2-L3 (3-5)	1X 8 oz	S		X						
		1320	X		TE-2-L3 (5-7')	1X 16 oz	S	X							
		1320	X		TE-2-L3 (5-7')	1X 4 oz	S		X						
		1325	X		TE-2-L3 (8-10')	1X 16 oz	S	X							

Please print clearly, legibly and completely. Samples cannot be logged in and the turnaround time clock will not start until any ambiguities are resolved.

PRIORITY TURNAROUND TIME AUTHORIZATION

Before submitting samples for expedited T.A.T., you must have requested in advance and received a coded **T.A.T. AUTHORIZATION NUMBER.**

AUTHORIZATION NO._____ **T.A.T. authorized by:**_____

Relinquished by (Signature)	Date Time	Received by (Signature)
P. Oelerich	12/20 1500	
Relinquished by (Signature)	Date Time	Received by (Signature)
Relinquished by (Signature)	Date Time	Received by (Signature)
Relinquished by (Signature)	Date Time 7:30	Received for Laboratory by: (Signature)
	12/20/99	[illegible]

☐ Fax to (phone)

Results needed

PO#

AMRO Project No. 0112199

Seal Intact? Yes No N/A

Send Results to: B. Barone / P. Oelerich
225 Park Ave. South
New York, NY 10003

Remarks

AMRO Envi[illegible]ental Laboratories Corporation
111 Herrick Street
Merrimack, N.H. 03054
Office: 603-424-2022 Fax: 603-429-8496

31357

CHAIN OF CUSTODY RECORD

PAGE 2 OF 2

Proj. No.: 0710730
Project Name: ESA
Project State: NY
Samplers (Signature): P. Oelerich

MATRIX: Water - A, Soil/Solid-S, Waste-W, Other-O, Explain

Sta. No.	Date	Time	Comp	Grab	Station Location	Type Size, & No. of Containers	Matrix	TCLP lead	Total lead					Remarks
	12-20	1325	X		TE-2-L3 (8-10)	1x 4oz	S		X					
	12-20	1435	X		TE-2-L4 (3-6')	1x 16oz	S	X						
		1435	X		TE-2-L4 (3-6')	1x 4oz	S		X					
		1445	X		TE-2-L4 (7-9')	1x 16oz	S	X						
		1445	X		TE-2-L4 (7-9')	1x 4oz	S		X					
		1455	X		TE-2-L4 (9-11)	1x 16oz	S	X						
		1455	X		TE-2-L4 (9-11)	1x 4oz	S		X					

Please print clearly, legibly and completely. Samples cannot be logged in and the turnaround time clock will not start until any ambiguities are resolved.

PRIORITY TURNAROUND TIME AUTHORIZATION

Before submitting samples for expedited T.A.T., you must have requested in advance and received a coded **T.A.T. AUTHORIZATION NUMBER.**

AUTHORIZATION NO._____ T.A.T. authorized by:_____

Relinquished by (Signature)	Date Time	Received by (Signature)
P. Oelerich	12/20 1800	
Relinquished by (Signature)	Date Time	Received by (Signature)
Relinquished by (Signature)	Date Time	Received by (Signature)
Relinquished by (Signature)	Date Time 7:30	Received for Laboratory by: (Signature)
	12/24/01	[signature]

☐ Fax to (phone)

Results needed

PO#

AMRO Project No. 01121.99 GG ~~0112200~~

Seal Intact? Yes No N/A

Send Results to: P. Oelerich / B. Barone
225 Park Ave. South
New York, NY 10003

Remarks

27

AMRO Environmental Laboratories Corporation

111 Herrick Street, Merrimack, NH 03054
TEL: (603) 424-2022 · FAX: (603) 429-8496

January 04, 2002

Brian Barone
STV Incorporated
469 7th Avenue
14th Floor
New York, NY 10018
TEL: (212) 614-7649
FAX:

RE: 0710730 ESA Order No.: 0112200

Dear Brian Barone:
AMRO Environmental Laboratories Corp. received 18 samples on 12/24/01 for the analyses presented in the following report.

AMRO operates a Quality Assurance Program which meets or exceeds National Environmental Laboratory Accreditation Conference (NELAC), state, and EPA requirements. A copy of the appropriate state and/or NELAC Certificate is attached.

The enclosed Sample Receipt Checklist details the condition of your sample(s) upon receipt. Please be advised that any unused sample volume and sample extracts will be stored for a period of thirty (30) days from this report date. After this time, AMRO will properly dispose of the remaining sample(s). If you require further analysis, or need the samples held for a longer period, please contact us immediately.

This report consists of a total of 44 pages. This letter is an integral part of your data report. If you have any questions regarding this project in the future, please refer to the Order Number above.

Sincerely,

Nancy Stewart
Vice President / Lab Director

AMRO Environmental Laboratories Corp.

Date: *04-Jan-02*

CLIENT: STV Incorporated
Project: 0710730 ESA
Lab Order: 0112200
Date Received: 12/24/01

Work Order Sample Summary

Lab Sample ID	Client Sample ID	Collection Date
0112200-01A	TE-MW-2-18L (3-5)	12/21/01
0112200-01B	TE-MW-2-18L (3-5)	12/21/01
0112200-02A	TE-MW-2-18L (5-7)	12/21/01
0112200-02B	TE-MW-2-18L (5-7)	12/21/01
0112200-03A	TE-MW-2-18L (8-11)	12/21/01
0112200-03B	TE-MW-2-18L (8-11)	12/21/01
0112200-04A	TE-2-L7 (0-3)	12/21/01
0112200-04B	TE-2-L7 (0-3)	12/21/01
0112200-05A	TE-2-L7 (3-5)	12/21/01
0112200-05B	TE-2-L7 (3-5)	12/21/01
0112200-06A	TE-2-L7 (5-7)	12/21/01
0112200-06B	TE-2-L7 (5-7)	12/21/01
0112200-07A	TE-2-L6 (0-3)	12/21/01
0112200-07B	TE-2-L6 (0-3)	12/21/01
0112200-08A	TE-2-L6 (3-5)	12/21/01
0112200-08B	TE-2-L6 (3-5)	12/21/01
0112200-09A	TE-2-L6 (5-7)	12/21/01
0112200-09B	TE-2-L6 (5-7)	12/21/01
0112200-10A	TE-MW-2-20L (0-3)	12/21/01
0112200-10B	TE-MW-2-20L (0-3)	12/21/01
0112200-11A	TE-MW-2-20L (3-5)	12/21/01
0112200-11B	TE-MW-2-20L (3-5)	12/21/01
0112200-12A	TE-MW-2-20L (5-7)	12/21/01
0112200-12B	TE-MW-2-20L (5-7)	12/21/01
0112200-13A	TE-2-L8 (0-3)	12/21/01
0112200-13B	TE-2-L8 (0-3)	12/21/01
0112200-14A	TE-2-L8 (3-5)	12/21/01
0112200-14B	TE-2-L8 (3-5)	12/21/01
0112200-15A	TE-2-L8 (5-7)	12/21/01
0112200-15B	TE-2-L8 (5-7)	12/21/01
0112200-16A	TE-2-L9 (0-3)	12/21/01
0112200-16B	TE-2-L9 (0-3)	12/21/01
0112200-17A	TE-2-L9 (3-6)	12/21/01
0112200-17B	TE-2-L9 (3-6)	12/21/01
0112200-18A	TE-2-L9 (6-8)	12/21/01
0112200-18B	TE-2-L9 (6-8)	12/21/01

AMRO Environmental Laboratories Corp.

Date: *04-Jan-02*

CLIENT:	STV Incorporated	**Client Sample ID:**	TE-MW-2-18L (3-5)
Lab Order:	0112200		
Project:	0710730 ESA	**Collection Date:**	12/21/01
Lab ID:	0112200-01A	**Matrix:**	SOIL

Analyses	Result	RL	Qual	Units	DF	Date Analyzed
ICP METALS, TCLP LEACHED		**SW1311/6010B**				Analyst: **RK**
Lead	ND	1.0		mg/L	1	12/28/01 8:58:05 PM

Qualifiers:

ND - Not Detected at the Reporting Limit
J - Analyte detected below quantitation limits
B - Analyte detected in the associated Method Blank
H - Method prescribed holding time exceeded
S - Spike Recovery outside accepted recovery limits
R - RPD outside accepted recovery limits
E - Value above quantitation range
- See Case Narrative
RL - Reporting Limit; defined as the lowest concentration the laboratory can accurately quantitate.

AMRO Environmental Laboratories Corp.

Date: *04-Jan-02*

CLIENT:	STV Incorporated	**Client Sample ID:**	TE-MW-2-18L (3-5)
Lab Order:	0112200		
Project:	0710730 ESA	**Collection Date:**	12/21/01
Lab ID:	0112200-01B	**Matrix:**	SOIL

Analyses	Result	RL	Qual	Units	DF	Date Analyzed
ICP METALS TOTAL SW-846 - 3051/6010		**SW6010B**				Analyst: RK
Lead	68	3.3		mg/Kg-dry	1	12/28/01 7:05:54 PM
PERCENT MOISTURE		**D2216**				Analyst: JC
Percent Moisture	10.6	0		wt%	1	12/27/01

Qualifiers:

ND - Not Detected at the Reporting Limit
J - Analyte detected below quantitation limits
B - Analyte detected in the associated Method Blank
H - Method prescribed holding time exceeded
S - Spike Recovery outside accepted recovery limits
R - RPD outside accepted recovery limits
E - Value above quantitation range
- See Case Narrative
RL - Reporting Limit; defined as the lowest concentration the laboratory can accurately quantitate.

AMRO Environmental Laboratories Corp.

Date: *04-Jan-02*

CLIENT:	STV Incorporated	**Client Sample ID:**	TE-MW-2-18L (5-7)
Lab Order:	0112200		
Project:	0710730 ESA	**Collection Date:**	12/21/01
Lab ID:	0112200-02A	**Matrix:**	SOIL

Analyses	Result	RL	Qual	Units	DF	Date Analyzed
ICP METALS, TCLP LEACHED		**SW1311/6010B**				Analyst: **RK**
Lead	ND	1.0		mg/L	1	12/28/01 9:03:06 PM

Qualifiers:

ND - Not Detected at the Reporting Limit
J - Analyte detected below quantitation limits
B - Analyte detected in the associated Method Blank
H - Method prescribed holding time exceeded
S - Spike Recovery outside accepted recovery limits
R - RPD outside accepted recovery limits
E - Value above quantitation range
- See Case Narrative
RL - Reporting Limit; defined as the lowest concentration the laboratory can accurately quantitate.

AMRO Environmental Laboratories Corp.

Date: *04-Jan-02*

CLIENT:	STV Incorporated	**Client Sample ID:**	TE-MW-2-18L (5-7)
Lab Order:	0112200		
Project:	0710730 ESA	**Collection Date:**	12/21/01
Lab ID:	0112200-02B	**Matrix:**	SOIL

Analyses	Result	RL	Qual	Units	DF	Date Analyzed
ICP METALS TOTAL SW-846 - 3051/6010		**SW6010B**				**Analyst: RK**
Lead	180	3.5		mg/Kg-dry	1	12/28/01 7:11:05 PM
PERCENT MOISTURE		**D2216**				**Analyst: JC**
Percent Moisture	11.7	0		wt%	1	12/27/01

Qualifiers:

ND - Not Detected at the Reporting Limit
J - Analyte detected below quantitation limits
B - Analyte detected in the associated Method Blank
H - Method prescribed holding time exceeded
S - Spike Recovery outside accepted recovery limits
R - RPD outside accepted recovery limits
E - Value above quantitation range
- See Case Narrative
RL - Reporting Limit; defined as the lowest concentration the laboratory can accurately quantitate.

AMRO Environmental Laboratories Corp.

Date: *04-Jan-02*

CLIENT:	STV Incorporated	**Client Sample ID:**	TE-MW-2-18L (8-11)
Lab Order:	0112200		
Project:	0710730 ESA	**Collection Date:**	12/21/01
Lab ID:	0112200-03A	**Matrix:**	SOIL

Analyses	Result	RL	Qual	Units	DF	Date Analyzed
ICP METALS, TCLP LEACHED		**SW1311/6010B**				Analyst: RK
Lead	ND	1.0		mg/L	1	12/28/01 9:08:08 PM

Qualifiers:

ND - Not Detected at the Reporting Limit
J - Analyte detected below quantitation limits
B - Analyte detected in the associated Method Blank
H - Method prescribed holding time exceeded
S - Spike Recovery outside accepted recovery limits
R - RPD outside accepted recovery limits
E - Value above quantitation range
- See Case Narrative
RL - Reporting Limit; defined as the lowest concentration the laboratory can accurately quantitate.

AMRO Environmental Laboratories Corp.

Date: *04-Jan-02*

CLIENT:	STV Incorporated	**Client Sample ID:**	TE-MW-2-18L (8-11)
Lab Order:	0112200		
Project:	0710730 ESA	**Collection Date:**	12/21/01
Lab ID:	0112200-03B	**Matrix:**	SOIL

Analyses	Result	RL	Qual	Units	DF	Date Analyzed
ICP METALS TOTAL SW-846 - 3051/6010		**SW6010B**				Analyst: RK
Lead	83	4.3		mg/Kg-dry	1	12/28/01 7:16:15 PM
PERCENT MOISTURE		**D2216**				Analyst: JC
Percent Moisture	28.0	0		wt%	1	12/27/01

Qualifiers:

ND - Not Detected at the Reporting Limit
J - Analyte detected below quantitation limits
B - Analyte detected in the associated Method Blank
H - Method prescribed holding time exceeded
S - Spike Recovery outside accepted recovery limits
R - RPD outside accepted recovery limits
E - Value above quantitation range
- See Case Narrative
RL - Reporting Limit; defined as the lowest concentration the laboratory can accurately quantitate.

AMRO Environmental Laboratories Corp.

Date: *04-Jan-02*

CLIENT:	STV Incorporated	**Client Sample ID:**	TE-2-L7 (0-3)
Lab Order:	0112200		
Project:	0710730 ESA	**Collection Date:**	12/21/01
Lab ID:	0112200-04A	**Matrix:**	SOIL

Analyses	Result	RL	Qual	Units	DF	Date Analyzed
ICP METALS, TCLP LEACHED		**SW1311/6010B**				Analyst: **RK**
Lead	ND	1.0		mg/L	1	12/28/01 9:13:09 PM

Qualifiers:

ND - Not Detected at the Reporting Limit
J - Analyte detected below quantitation limits
B - Analyte detected in the associated Method Blank
H - Method prescribed holding time exceeded
S - Spike Recovery outside accepted recovery limits
R - RPD outside accepted recovery limits
E - Value above quantitation range
- See Case Narrative
RL - Reporting Limit; defined as the lowest concentration the laboratory can accurately quantitate.

AMRO Environmental Laboratories Corp.

Date: *04-Jan-02*

CLIENT:	STV Incorporated	**Client Sample ID:**	TE-2-L7 (0-3)
Lab Order:	0112200		
Project:	0710730 ESA	**Collection Date:**	12/21/01
Lab ID:	0112200-04B	**Matrix:**	SOIL

Analyses	Result	RL	Qual	Units	DF	Date Analyzed
ICP METALS TOTAL SW-846 - 3051/6010		**SW6010B**				Analyst: **RK**
Lead	88	3.3		mg/Kg-dry	1	12/28/01 7:21:18 PM
PERCENT MOISTURE		**D2216**				Analyst: **JC**
Percent Moisture	8.0	0		wt%	1	12/27/01

Qualifiers:

ND - Not Detected at the Reporting Limit

J - *Analyte detected below quantitation limits*

B - Analyte detected in the associated Method Blank

H - Method prescribed holding time exceeded

S - Spike Recovery outside accepted recovery limits

R - RPD outside accepted recovery limits

E - Value above quantitation range

- See Case Narrative

RL - Reporting Limit; defined as the lowest concentration the laboratory can accurately quantitate.

AMRO Environmental Laboratories Corp.

Date: *04-Jan-02*

CLIENT:	STV Incorporated	**Client Sample ID:**	TE-2-L7 (3-5)
Lab Order:	0112200		
Project:	0710730 ESA	**Collection Date:**	12/21/01
Lab ID:	0112200-05A	**Matrix:**	SOIL

Analyses	Result	RL	Qual	Units	DF	Date Analyzed
ICP METALS, TCLP LEACHED		**SW1311/6010B**				Analyst: **RK**
Lead	ND	1.0		mg/L	1	12/28/01 9:18:11 PM

Qualifiers:

ND - Not Detected at the Reporting Limit
J - Analyte detected below quantitation limits
B - Analyte detected in the associated Method Blank
H - Method prescribed holding time exceeded
S - Spike Recovery outside accepted recovery limits
R - RPD outside accepted recovery limits
E - Value above quantitation range
- See Case Narrative
RL - Reporting Limit; defined as the lowest concentration the laboratory can accurately quantitate.

AMRO Environmental Laboratories Corp.

Date: *04-Jan-02*

CLIENT:	STV Incorporated	**Client Sample ID:**	TE-2-L7 (3-5)
Lab Order:	0112200		
Project:	0710730 ESA	**Collection Date:**	12/21/01
Lab ID:	0112200-05B	**Matrix:**	SOIL

Analyses	Result	RL	Qual	Units	DF	Date Analyzed
ICP METALS TOTAL SW-846 - 3051/6010		**SW6010B**				Analyst: RK
Lead	27	3.5		mg/Kg-dry	1	12/28/01 7:34:48 PM
PERCENT MOISTURE		**D2216**				Analyst: JC
Percent Moisture	11.1	0		wt%	1	12/27/01

Qualifiers:

ND - Not Detected at the Reporting Limit

J - Analyte detected below quantitation limits

B - Analyte detected in the associated Method Blank

H - Method prescribed holding time exceeded

S - Spike Recovery outside accepted recovery limits

R - RPD outside accepted recovery limits

E - Value above quantitation range

- See Case Narrative

RL - Reporting Limit; defined as the lowest concentration the laboratory can accurately quantitate.

AMRO Environmental Laboratories Corp.

Date: *04-Jan-02*

CLIENT:	STV Incorporated	**Client Sample ID:**	TE-2-L7 (5-7)
Lab Order:	0112200		
Project:	0710730 ESA	**Collection Date:**	12/21/01
Lab ID:	0112200-06A	**Matrix:**	SOIL

Analyses	Result	RL	Qual	Units	DF	Date Analyzed
ICP METALS, TCLP LEACHED		**SW1311/6010B**				Analyst: RK
Lead	ND	1.0		mg/L	1	12/28/01 9:23:12 PM

Qualifiers:

ND - Not Detected at the Reporting Limit
J - Analyte detected below quantitation limits
B - Analyte detected in the associated Method Blank
H - Method prescribed holding time exceeded
S - Spike Recovery outside accepted recovery limits
R - RPD outside accepted recovery limits
E - Value above quantitation range
- See Case Narrative
RL - Reporting Limit; defined as the lowest concentration the laboratory can accurately quantitate.

AMRO Environmental Laboratories Corp.

Date: *04-Jan-02*

CLIENT:	STV Incorporated	**Client Sample ID:**	TE-2-L7 (5-7)
Lab Order:	0112200		
Project:	0710730 ESA	**Collection Date:**	12/21/01
Lab ID:	0112200-06B	**Matrix:**	SOIL

Analyses	Result	RL	Qual	Units	DF	Date Analyzed
ICP METALS TOTAL SW-846 - 3051/6010		**SW6010B**				Analyst: RK
Lead	ND	3.6		mg/Kg-dry	1	12/28/01 7:39:48 PM
PERCENT MOISTURE		**D2216**				Analyst: JC
Percent Moisture	15.4	0		wt%	1	12/27/01

Qualifiers:

ND - Not Detected at the Reporting Limit
J - Analyte detected below quantitation limits
B - Analyte detected in the associated Method Blank
H - Method prescribed holding time exceeded
S - Spike Recovery outside accepted recovery limits
R - RPD outside accepted recovery limits
E - Value above quantitation range
- See Case Narrative
RL - Reporting Limit; defined as the lowest concentration the laboratory can accurately quantitate.

AMRO Environmental Laboratories Corp.

Date: *04-Jan-02*

CLIENT:	STV Incorporated	**Client Sample ID:**	TE-2-L6 (0-3)
Lab Order:	0112200		
Project:	0710730 ESA	**Collection Date:**	12/21/01
Lab ID:	0112200-07A	**Matrix:**	SOIL

Analyses	Result	RL	Qual	Units	DF	Date Analyzed
ICP METALS, TCLP LEACHED		**SW1311/6010B**				Analyst: **RK**
Lead	41	1.0		mg/L	1	12/28/01 9:28:13 PM

Qualifiers:

ND - Not Detected at the Reporting Limit
J - Analyte detected below quantitation limits
B - Analyte detected in the associated Method Blank
H - Method prescribed holding time exceeded
S - Spike Recovery outside accepted recovery limits
R - RPD outside accepted recovery limits
E - Value above quantitation range
- See Case Narrative
RL - Reporting Limit; defined as the lowest concentration the laboratory can accurately quantitate.

AMRO Environmental Laboratories Corp.

Date: *04-Jan-02*

CLIENT:	STV Incorporated	**Client Sample ID:**	TE-2-L6 (0-3)
Lab Order:	0112200		
Project:	0710730 ESA	**Collection Date:**	12/21/01
Lab ID:	0112200-07B	**Matrix:**	SOIL

Analyses	Result	RL	Qual	Units	DF	Date Analyzed
ICP METALS TOTAL SW-846 - 3051/6010		**SW6010B**				Analyst: RK
Lead	1,300	3.5		mg/Kg-dry	1	12/28/01 7:44:48 PM
PERCENT MOISTURE		**D2216**				Analyst: JC
Percent Moisture	13.1	0		wt%	1	12/27/01

Qualifiers:

ND - Not Detected at the Reporting Limit
J - Analyte detected below quantitation limits
B - Analyte detected in the associated Method Blank
H - Method prescribed holding time exceeded
S - Spike Recovery outside accepted recovery limits
R - RPD outside accepted recovery limits
E - Value above quantitation range
- See Case Narrative
RL - Reporting Limit; defined as the lowest concentration the laboratory can accurately quantitate.

AMRO Environmental Laboratories Corp.

Date: *04-Jan-02*

CLIENT:	STV Incorporated	**Client Sample ID:**	TE-2-L6 (3-5)
Lab Order:	0112200		
Project:	0710730 ESA	**Collection Date:**	12/21/01
Lab ID:	0112200-08A	**Matrix:**	SOIL

Analyses	Result	RL	Qual	Units	DF	Date Analyzed
ICP METALS, TCLP LEACHED		**SW1311/6010B**				Analyst: RK
Lead	2.4	1.0		mg/L	1	1/2/02 10:31:50 AM

Qualifiers:

ND - Not Detected at the Reporting Limit

J - Analyte detected below quantitation limits

B - Analyte detected in the associated Method Blank

H - Method prescribed holding time exceeded

S - Spike Recovery outside accepted recovery limits

R - RPD outside accepted recovery limits

E - Value above quantitation range

- See Case Narrative

RL - Reporting Limit; defined as the lowest concentration the laboratory can accurately quantitate.

AMRO Environmental Laboratories Corp.

Date: *04-Jan-02*

CLIENT:	STV Incorporated	**Client Sample ID:**	TE-2-L6 (3-5)
Lab Order:	0112200		
Project:	0710730 ESA	**Collection Date:**	12/21/01
Lab ID:	0112200-08B	**Matrix:**	SOIL

Analyses	Result	RL	Qual	Units	DF	Date Analyzed
ICP METALS TOTAL SW-846 - 3051/6010		**SW6010B**				Analyst: RK
Lead	110	3.4		mg/Kg-dry	1	12/28/01 7:49:51 PM
PERCENT MOISTURE		**D2216**				Analyst: JC
Percent Moisture	14.0	0		wt%	1	12/27/01

Qualifiers:

ND - Not Detected at the Reporting Limit
J - Analyte detected below quantitation limits
B - Analyte detected in the associated Method Blank
H - Method prescribed holding time exceeded
S - Spike Recovery outside accepted recovery limits
R - RPD outside accepted recovery limits
E - Value above quantitation range
- See Case Narrative
RL - Reporting Limit; defined as the lowest concentration the laboratory can accurately quantitate.

AMRO Environmental Laboratories Corp.

Date: *04-Jan-02*

CLIENT:	STV Incorporated	**Client Sample ID:**	TE-2-L6 (5-7)
Lab Order:	0112200		
Project:	0710730 ESA	**Collection Date:**	12/21/01
Lab ID:	0112200-09A	**Matrix:**	SOIL

Analyses	Result	RL	Qual	Units	DF	Date Analyzed
ICP METALS, TCLP LEACHED		**SW1311/6010B**				Analyst: **RK**
Lead	ND	1.0		mg/L	1	1/2/02 10:47:10 AM

Qualifiers:

ND - Not Detected at the Reporting Limit
J - Analyte detected below quantitation limits
B - Analyte detected in the associated Method Blank
H - Method prescribed holding time exceeded
S - Spike Recovery outside accepted recovery limits
R - RPD outside accepted recovery limits
E - Value above quantitation range
- See Case Narrative
RL - Reporting Limit; defined as the lowest concentration the laboratory can accurately quantitate.

AMRO Environmental Laboratories Corp.

Date: *04-Jan-02*

CLIENT:	STV Incorporated	**Client Sample ID:**	TE-2-L6 (5-7)
Lab Order:	0112200		
Project:	0710730 ESA	**Collection Date:**	12/21/01
Lab ID:	0112200-09B	**Matrix:**	SOIL

Analyses	Result	RL	Qual	Units	DF	Date Analyzed
ICP METALS TOTAL SW-846 - 3051/6010		**SW6010B**				**Analyst: RK**
Lead	13	3.9		mg/Kg-dry	1	12/28/01 7:54:52 PM
PERCENT MOISTURE		**D2216**				**Analyst: JC**
Percent Moisture	20.5	0		wt%	1	12/27/01

Qualifiers:

ND - Not Detected at the Reporting Limit
J - Analyte detected below quantitation limits
B - Analyte detected in the associated Method Blank
H - Method prescribed holding time exceeded
S - Spike Recovery outside accepted recovery limits
R - RPD outside accepted recovery limits
E - Value above quantitation range
- See Case Narrative
RL - Reporting Limit; defined as the lowest concentration the laboratory can accurately quantitate.

AMRO Environmental Laboratories Corp.

Date: *04-Jan-02*

CLIENT:	STV Incorporated	**Client Sample ID:**	TE-MW-2-20L (0-3)
Lab Order:	0112200		
Project:	0710730 ESA	**Collection Date:**	12/21/01
Lab ID:	0112200-10A	**Matrix:**	SOIL

Analyses	Result	RL	Qual	Units	DF	Date Analyzed
ICP METALS, TCLP LEACHED		**SW1311/6010B**				Analyst: RK
Lead	ND	1.0		mg/L	1	1/2/02 10:52:11 AM

Qualifiers:

ND - Not Detected at the Reporting Limit
J - Analyte detected below quantitation limits
B - Analyte detected in the associated Method Blank
H - Method prescribed holding time exceeded
S - Spike Recovery outside accepted recovery limits
R - RPD outside accepted recovery limits
E - Value above quantitation range
- See Case Narrative
RL - Reporting Limit; defined as the lowest concentration the laboratory can accurately quantitate.

AMRO Environmental Laboratories Corp.

Date: *04-Jan-02*

CLIENT:	STV Incorporated	**Client Sample ID:**	TE-MW-2-20L (0-3)
Lab Order:	0112200		
Project:	0710730 ESA	**Collection Date:**	12/21/01
Lab ID:	0112200-10B	**Matrix:**	SOIL

Analyses	Result	RL	Qual	Units	DF	Date Analyzed
ICP METALS TOTAL SW-846 - 3051/6010		**SW6010B**				Analyst: **RK**
Lead	440	3.6		mg/Kg-dry	1	12/28/01 8:07:57 PM
PERCENT MOISTURE		**D2216**				Analyst: **JC**
Percent Moisture	17.2	0		wt%	1	12/27/01

Qualifiers:

ND - Not Detected at the Reporting Limit
J - Analyte detected below quantitation limits
B - Analyte detected in the associated Method Blank
H - Method prescribed holding time exceeded
S - Spike Recovery outside accepted recovery limits
R - RPD outside accepted recovery limits
E - Value above quantitation range
- See Case Narrative
RL - Reporting Limit; defined as the lowest concentration the laboratory can accurately quantitate.

AMRO Environmental Laboratories Corp.

Date: *04-Jan-02*

CLIENT:	STV Incorporated	**Client Sample ID:**	TE-MW-2-20L (3-5)
Lab Order:	0112200		
Project:	0710730 ESA	**Collection Date:**	12/21/01
Lab ID:	0112200-11A	**Matrix:**	SOIL

Analyses	Result	RL	Qual	Units	DF	Date Analyzed
ICP METALS, TCLP LEACHED		**SW1311/6010B**				Analyst: RK
Lead	3.5	1.0		mg/L	1	1/2/02 10:57:12 AM

Qualifiers:

ND - Not Detected at the Reporting Limit

J - Analyte detected below quantitation limits

B - Analyte detected in the associated Method Blank

H - Method prescribed holding time exceeded

S - Spike Recovery outside accepted recovery limits

R - RPD outside accepted recovery limits

E - Value above quantitation range

- See Case Narrative

RL - Reporting Limit; defined as the lowest concentration the laboratory can accurately quantitate.

AMRO Environmental Laboratories Corp.

Date: *04-Jan-02*

CLIENT:	STV Incorporated	**Client Sample ID:**	TE-MW-2-20L (3-5)
Lab Order:	0112200		
Project:	0710730 ESA	**Collection Date:**	12/21/01
Lab ID:	0112200-11B	**Matrix:**	SOIL

Analyses	Result	RL	Qual	Units	DF	Date Analyzed
ICP METALS TOTAL SW-846 - 3051/6010		**SW6010B**				Analyst: RK
Lead	230	3.4		mg/Kg-dry	1	12/28/01 8:43:21 PM
PERCENT MOISTURE		**D2216**				Analyst: JC
Percent Moisture	10.2	0		wt%	1	12/27/01

Qualifiers:

ND - Not Detected at the Reporting Limit
J - Analyte detected below quantitation limits
B - Analyte detected in the associated Method Blank
H - Method prescribed holding time exceeded
S - Spike Recovery outside accepted recovery limits
R - RPD outside accepted recovery limits
E - Value above quantitation range
- See Case Narrative
RL - Reporting Limit; defined as the lowest concentration the laboratory can accurately quantitate.

AMRO Environmental Laboratories Corp.

Date: *04-Jan-02*

CLIENT:	STV Incorporated	**Client Sample ID:**	TE-MW-2-20L (5-7)
Lab Order:	0112200		
Project:	0710730 ESA	**Collection Date:**	12/21/01
Lab ID:	0112200-12A	**Matrix:**	SOIL

Analyses	Result	RL	Qual	Units	DF	Date Analyzed
ICP METALS, TCLP LEACHED		**SW1311/6010B**				Analyst: RK
Lead	ND	1.0		mg/L	1	1/2/02 11:02:13 AM

Qualifiers:

ND - Not Detected at the Reporting Limit
J - Analyte detected below quantitation limits
B - Analyte detected in the associated Method Blank
H - Method prescribed holding time exceeded
S - Spike Recovery outside accepted recovery limits
R - RPD outside accepted recovery limits
E - Value above quantitation range
- See Case Narrative
RL - Reporting Limit; defined as the lowest concentration the laboratory can accurately quantitate.

AMRO Environmental Laboratories Corp.

Date: *04-Jan-02*

CLIENT:	STV Incorporated	**Client Sample ID:**	TE-MW-2-20L (5-7)
Lab Order:	0112200		
Project:	0710730 ESA	**Collection Date:**	12/21/01
Lab ID:	0112200-12B	**Matrix:**	SOIL

Analyses	Result	RL	Qual	Units	DF	Date Analyzed
ICP METALS TOTAL SW-846 - 3051/6010		**SW6010B**				Analyst: RK
Lead	220	3.5		mg/Kg-dry	1	12/28/01 8:48:19 PM
PERCENT MOISTURE		**D2216**				Analyst: JC
Percent Moisture	15.1	0		wt%	1	12/27/01

Qualifiers:

ND - Not Detected at the Reporting Limit
J - Analyte detected below quantitation limits
B - Analyte detected in the associated Method Blank
H - Method prescribed holding time exceeded
S - Spike Recovery outside accepted recovery limits
R - RPD outside accepted recovery limits
E - Value above quantitation range
- See Case Narrative

RL - Reporting Limit; defined as the lowest concentration the laboratory can accurately quantitate.

AMRO Environmental Laboratories Corp.

Date: *04-Jan-02*

CLIENT:	STV Incorporated	**Client Sample ID:**	TE-2-L8 (0-3)
Lab Order:	0112200		
Project:	0710730 ESA	**Collection Date:**	12/21/01
Lab ID:	0112200-13A	**Matrix:**	SOIL

Analyses	Result	RL	Qual	Units	DF	Date Analyzed
ICP METALS, TCLP LEACHED		**SW1311/6010B**				Analyst: RK
Lead	27	1.0		mg/L	1	1/2/02 11:07:14 AM

Qualifiers:

ND - Not Detected at the Reporting Limit

J - Analyte detected below quantitation limits

B - Analyte detected in the associated Method Blank

H - Method prescribed holding time exceeded

S - Spike Recovery outside accepted recovery limits

R - RPD outside accepted recovery limits

E - Value above quantitation range

- See Case Narrative

RL - Reporting Limit; defined as the lowest concentration the laboratory can accurately quantitate.

AMRO Environmental Laboratories Corp.

Date: *04-Jan-02*

CLIENT:	STV Incorporated	**Client Sample ID:**	TE-2-L8 (0-3)
Lab Order:	0112200		
Project:	0710730 ESA	**Collection Date:**	12/21/01
Lab ID:	0112200-13B	**Matrix:**	SOIL

Analyses	Result	RL	Qual	Units	DF	Date Analyzed
ICP METALS TOTAL SW-846 - 3051/6010		**SW6010B**				**Analyst: RK**
Lead	1,900	3.3		mg/Kg-dry	1	12/28/01 8:53:18 PM
PERCENT MOISTURE		**D2216**				**Analyst: JC**
Percent Moisture	8.1	0		wt%	1	12/27/01

Qualifiers:

ND - Not Detected at the Reporting Limit
J - Analyte detected below quantitation limits
B - Analyte detected in the associated Method Blank
H - Method prescribed holding time exceeded
S - Spike Recovery outside accepted recovery limits
R - RPD outside accepted recovery limits
E - Value above quantitation range
- See Case Narrative
RL - Reporting Limit; defined as the lowest concentration the laboratory can accurately quantitate.

AMRO Environmental Laboratories Corp.

Date: *04-Jan-02*

CLIENT:	STV Incorporated	**Client Sample ID:**	TE-2-L8 (3-5)
Lab Order:	0112200		
Project:	0710730 ESA	**Collection Date:**	12/21/01
Lab ID:	0112200-14A	**Matrix:**	SOIL

Analyses	Result	RL	Qual	Units	DF	Date Analyzed
ICP METALS, TCLP LEACHED		**SW1311/6010B**				Analyst: **RK**
Lead	4.5	1.0		mg/L	1	1/2/02 11:12:15 AM

Qualifiers:

ND - Not Detected at the Reporting Limit

J - Analyte detected below quantitation limits

B - Analyte detected in the associated Method Blank

H - Method prescribed holding time exceeded

S - Spike Recovery outside accepted recovery limits

R - RPD outside accepted recovery limits

E - Value above quantitation range

- See Case Narrative

RL - Reporting Limit; defined as the lowest concentration the laboratory can accurately quantitate.

AMRO Environmental Laboratories Corp.

Date: *04-Jan-02*

CLIENT:	STV Incorporated	**Client Sample ID:**	TE-2-L8 (3-5)
Lab Order:	0112200		
Project:	0710730 ESA	**Collection Date:**	12/21/01
Lab ID:	0112200-14B	**Matrix:**	SOIL

Analyses	Result	RL	Qual	Units	DF	Date Analyzed
ICP METALS TOTAL SW-846 - 3051/6010		**SW6010B**				Analyst: RK
Lead	280	3.3		mg/Kg-dry	1	12/28/01 8:58:17 PM
PERCENT MOISTURE		**D2216**				Analyst: JC
Percent Moisture	9.7	0		wt%	1	12/27/01

Qualifiers:

ND - Not Detected at the Reporting Limit
J - Analyte detected below quantitation limits
B - Analyte detected in the associated Method Blank
H - Method prescribed holding time exceeded
S - Spike Recovery outside accepted recovery limits
R - RPD outside accepted recovery limits
E - Value above quantitation range
- See Case Narrative
RL - Reporting Limit; defined as the lowest concentration the laboratory can accurately quantitate.

AMRO Environmental Laboratories Corp.

Date: *04-Jan-02*

CLIENT:	STV Incorporated	**Client Sample ID:**	TE-2-L8 (5-7)
Lab Order:	0112200		
Project:	0710730 ESA	**Collection Date:**	12/21/01
Lab ID:	0112200-15A	**Matrix:**	SOIL

Analyses	Result	RL	Qual	Units	DF	Date Analyzed
ICP METALS, TCLP LEACHED		**SW1311/6010B**				Analyst: RK
Lead	1.4	1.0		mg/L	1	1/2/02 11:17:16 AM

Qualifiers:

ND - Not Detected at the Reporting Limit
J - Analyte detected below quantitation limits
B - Analyte detected in the associated Method Blank
H - Method prescribed holding time exceeded
S - Spike Recovery outside accepted recovery limits
R - RPD outside accepted recovery limits
E - Value above quantitation range
- See Case Narrative
RL - Reporting Limit; defined as the lowest concentration the laboratory can accurately quantitate.

AMRO Environmental Laboratories Corp.

Date: *04-Jan-02*

CLIENT:	STV Incorporated	**Client Sample ID:**	TE-2-L8 (5-7)
Lab Order:	0112200		
Project:	0710730 ESA	**Collection Date:**	12/21/01
Lab ID:	0112200-15B	**Matrix:**	SOIL

Analyses	Result	RL	Qual	Units	DF	Date Analyzed
ICP METALS TOTAL SW-846 - 3051/6010		**SW6010B**				**Analyst: RK**
Lead	140	3.4		mg/Kg-dry	1	12/28/01 9:03:17 PM
PERCENT MOISTURE		**D2216**				**Analyst: JC**
Percent Moisture	11.3	0		wt%	1	12/27/01

Qualifiers:

ND - Not Detected at the Reporting Limit
J - Analyte detected below quantitation limits
B - Analyte detected in the associated Method Blank
H - Method prescribed holding time exceeded
S - Spike Recovery outside accepted recovery limits
R - RPD outside accepted recovery limits
E - Value above quantitation range
- See Case Narrative
RL - Reporting Limit; defined as the lowest concentration the laboratory can accurately quantitate.

AMRO Environmental Laboratories Corp.

Date: *04-Jan-02*

CLIENT:	STV Incorporated	**Client Sample ID:**	TE-2-L9 (0-3)
Lab Order:	0112200		
Project:	0710730 ESA	**Collection Date:**	12/21/01
Lab ID:	0112200-16A	**Matrix:**	SOIL

Analyses	Result	RL	Qual	Units	DF	Date Analyzed
ICP METALS, TCLP LEACHED		**SW1311/6010B**				Analyst: **RK**
Lead	ND	1.0		mg/L	1	1/2/02 11:22:17 AM

Qualifiers:

ND - Not Detected at the Reporting Limit
J - Analyte detected below quantitation limits
B - Analyte detected in the associated Method Blank
H - Method prescribed holding time exceeded
S - Spike Recovery outside accepted recovery limits
R - RPD outside accepted recovery limits
E - Value above quantitation range
- See Case Narrative
RL - Reporting Limit; defined as the lowest concentration the laboratory can accurately quantitate.

AMRO Environmental Laboratories Corp.

Date: *04-Jan-02*

CLIENT:	STV Incorporated	**Client Sample ID:**	TE-2-L9 (0-3)
Lab Order:	0112200		
Project:	0710730 ESA	**Collection Date:**	12/21/01
Lab ID:	0112200-16B	**Matrix:**	SOIL

Analyses	Result	RL	Qual	Units	DF	Date Analyzed
ICP METALS TOTAL SW-846 - 3051/6010		**SW6010B**				Analyst: **RK**
Lead	28	3.4		mg/Kg-dry	1	12/28/01 9:08:17 PM
PERCENT MOISTURE		**D2216**				Analyst: **JC**
Percent Moisture	10.1	0		wt%	1	12/27/01

Qualifiers:

ND - Not Detected at the Reporting Limit
J - Analyte detected below quantitation limits
B - Analyte detected in the associated Method Blank
H - Method prescribed holding time exceeded
S - Spike Recovery outside accepted recovery limits
R - RPD outside accepted recovery limits
E - Value above quantitation range
- See Case Narrative

RL - Reporting Limit, defined as the lowest concentration the laboratory can accurately quantitate.

AMRO Environmental Laboratories Corp.

Date: *04-Jan-02*

CLIENT:	STV Incorporated	**Client Sample ID:**	TE-2-L9 (3-6)
Lab Order:	0112200		
Project:	0710730 ESA	**Collection Date:**	12/21/01
Lab ID:	0112200-17A	**Matrix:**	SOIL

Analyses	Result	RL	Qual	Units	DF	Date Analyzed
ICP METALS, TCLP LEACHED		**SW1311/6010B**				Analyst: RK
Lead	ND	1.0		mg/L	1	1/2/02 11:27:18 AM

Qualifiers:

ND - Not Detected at the Reporting Limit
J - Analyte detected below quantitation limits
B - Analyte detected in the associated Method Blank
H - Method prescribed holding time exceeded
S - Spike Recovery outside accepted recovery limits
R - RPD outside accepted recovery limits
E - Value above quantitation range
- See Case Narrative
RL - Reporting Limit; defined as the lowest concentration the laboratory can accurately quantitate.

AMRO Environmental Laboratories Corp.

Date: *04-Jan-02*

CLIENT:	STV Incorporated	**Client Sample ID:**	TE-2-L9 (3-6)
Lab Order:	0112200		
Project:	0710730 ESA	**Collection Date:**	12/21/01
Lab ID:	0112200-17B	**Matrix:**	SOIL

Analyses	Result	RL	Qual	Units	DF	Date Analyzed
ICP METALS TOTAL SW-846 - 3051/6010		SW6010B				Analyst: RK
Lead	3.7	3.4		mg/Kg-dry	1	12/28/01 9:13:18 PM
PERCENT MOISTURE		D2216				Analyst: JC
Percent Moisture	9.4	0		wt%	1	12/27/01

Qualifiers:

ND - Not Detected at the Reporting Limit
J - Analyte detected below quantitation limits
B - Analyte detected in the associated Method Blank
H - Method prescribed holding time exceeded
S - Spike Recovery outside accepted recovery limits
R - RPD outside accepted recovery limits
E - Value above quantitation range
- See Case Narrative
RL - Reporting Limit; defined as the lowest concentration the laboratory can accurately quantitate.

AMRO Environmental Laboratories Corp.

Date: *04-Jan-02*

CLIENT:	STV Incorporated	**Client Sample ID:**	TE-2-L9 (6-8)
Lab Order:	0112200		
Project:	0710730 ESA	**Collection Date:**	12/21/01
Lab ID:	0112200-18A	**Matrix:**	SOIL

Analyses	Result	RL	Qual	Units	DF	Date Analyzed
ICP METALS, TCLP LEACHED		**SW1311/6010B**				Analyst: RK
Lead	ND	1.0		mg/L	1	1/2/02 11:32:20 AM

Qualifiers:

ND - Not Detected at the Reporting Limit

J - Analyte detected below quantitation limits

B - Analyte detected in the associated Method Blank

H - Method prescribed holding time exceeded

S - Spike Recovery outside accepted recovery limits

R - RPD outside accepted recovery limits

E - Value above quantitation range

- See Case Narrative

RL - Reporting Limit; defined as the lowest concentration the laboratory can accurately quantitate.

AMRO Environmental Laboratories Corp.

Date: *04-Jan-02*

CLIENT:	STV Incorporated	**Client Sample ID:**	TE-2-L9 (6-8)
Lab Order:	0112200		
Project:	0710730 ESA	**Collection Date:**	12/21/01
Lab ID:	0112200-18B	**Matrix:**	SOIL

Analyses	Result	RL	Qual	Units	DF	Date Analyzed
ICP METALS TOTAL SW-846 - 3051/6010		**SW6010B**				Analyst: RK
Lead	4.2	3.4		mg/Kg-dry	1	12/28/01 9:18:18 PM
PERCENT MOISTURE		**D2216**				Analyst: JC
Percent Moisture	10.4	0		wt%	1	12/27/01

Qualifiers:

ND - Not Detected at the Reporting Limit
J - Analyte detected below quantitation limits
B - Analyte detected in the associated Method Blank
H - Method prescribed holding time exceeded
S - Spike Recovery outside accepted recovery limits
R - RPD outside accepted recovery limits
E - Value above quantitation range
- See Case Narrative
RL - Reporting Limit; defined as the lowest concentration the laboratory can accurately quantitate.

AMRO Environmental Laboratories Corp.

04-Jan-02

Lab Order: 0112200
Client: STV Incorporated
Project: 0710730 ESA

DATES REPORT

Sample ID	Client Sample ID	Collection Date	Matrix	Test Name	TCLP Date	Prep Date	Analysis Date
0112200-01A	TE-MW-2-18L (3-5)	12/21/01	Soil	ICP METALS, TCLP	12/27/01	12/28/01	12/28/01
0112200-01B				ICP METALS, 3051/6010		12/27/01	12/28/01
				Percent Moisture			12/27/01
0112200-02A	TE-MW-2-18L (5-7)			ICP METALS, TCLP	12/27/01	12/28/01	12/28/01
0112200-02B				ICP METALS, 3051/6010		12/27/01	12/28/01
				Percent Moisture			12/27/01
0112200-03A	TE-MW-2-18L (8-11)			ICP METALS, TCLP	12/27/01	12/28/01	12/28/01
0112200-03B				ICP METALS, 3051/6010		12/27/01	12/28/01
				Percent Moisture			12/27/01
0112200-04A	TE-2-L7 (0-3)			ICP METALS, TCLP	12/27/01	12/28/01	12/28/01
0112200-04B				ICP METALS, 3051/6010		12/27/01	12/28/01
				Percent Moisture			12/27/01
0112200-05A	TE-2-L7 (3-5)			ICP METALS, TCLP	12/27/01	12/28/01	12/28/01
0112200-05B				ICP METALS, 3051/6010		12/27/01	12/28/01
				Percent Moisture			12/27/01
0112200-06A	TE-2-L7 (5-7)			ICP METALS, TCLP	12/27/01	12/28/01	12/28/01
0112200-06B				ICP METALS, 3051/6010		12/27/01	12/28/01
				Percent Moisture			12/27/01
0112200-07A	TE-2-L6 (0-3)			ICP METALS, TCLP	12/27/01	12/28/01	12/28/01
0112200-07B				ICP METALS, 3051/6010		12/27/01	12/28/01
				Percent Moisture			12/27/01
0112200-08A	TE-2-L6 (3-5)			ICP METALS, TCLP	12/28/01	12/31/01	1/2/02
0112200-08B				ICP METALS, 3051/6010		12/27/01	12/28/01
				Percent Moisture			12/27/01
0112200-09A	TE-2-L6 (5-7)			ICP METALS, TCLP	12/28/01	12/31/01	1/2/02
0112200-09B				ICP METALS, 3051/6010		12/27/01	12/28/01
				Percent Moisture			12/27/01
0112200-10A	TE-MW-2-20L (0-3)			ICP METALS, TCLP	12/28/01	12/31/01	1/2/02

AMRO Environmental Laboratories Corp.

04-Jan-02

Lab Order: 0112200
Client: STV Incorporated
Project: 0710730 ESA

DATES REPORT

Sample ID	Client Sample ID	Collection Date	Matrix	Test Name	TCLP Date	Prep Date	Analysis Date
0112200-10B	TE-MW-2-20L (0-3)	12/21/01	Soil	ICP METALS, 3051/6010		12/27/01	12/28/01
				Percent Moisture			12/27/01
0112200-11A	TE-MW-2-20L (3-5)			ICP METALS, TCLP	12/28/01	12/31/01	1/2/02
0112200-11B				ICP METALS, 3051/6010		12/27/01	12/28/01
				Percent Moisture			12/27/01
0112200-12A	TE-MW-2-20L (5-7)			ICP METALS, TCLP	12/28/01	12/31/01	1/2/02
0112200-12B				ICP METALS, 3051/6010		12/27/01	12/28/01
				Percent Moisture			12/27/01
0112200-13A	TE-2-L8 (0-3)			ICP METALS, TCLP	12/28/01	12/31/01	1/2/02
0112200-13B				ICP METALS, 3051/6010		12/27/01	12/28/01
				Percent Moisture			12/27/01
0112200-14A	TE-2-L8 (3-5)			ICP METALS, TCLP	12/28/01	12/31/01	1/2/02
0112200-14B				ICP METALS, 3051/6010		12/27/01	12/28/01
				Percent Moisture			12/27/01
0112200-15A	TE-2-L8 (5-7)			ICP METALS, TCLP	12/28/01	12/31/01	1/2/02
0112200-15B				ICP METALS, 3051/6010		12/27/01	12/28/01
				Percent Moisture			12/27/01
0112200-16A	TE-2-L9 (0-3)			ICP METALS, TCLP	12/28/01	12/31/01	1/2/02
0112200-16B				ICP METALS, 3051/6010		12/27/01	12/28/01
				Percent Moisture			12/27/01
0112200-17A	TE-2-L9 (3-6)			ICP METALS, TCLP	12/28/01	12/31/01	1/2/02
0112200-17B				ICP METALS, 3051/6010		12/27/01	12/28/01
				Percent Moisture			12/27/01
0112200-18A	TE-2-L9 (6-8)			ICP METALS, TCLP	12/28/01	12/31/01	1/2/02
0112200-18B				ICP METALS, 3051/6010		12/27/01	12/28/01
				Percent Moisture			12/27/01

40

AMRO Environmental Laboratories Corporation

SAMPLE RECEIPT CHECKLIST

111 Herrick Street
Merrimack, NH 03054
(603) 424-2022

Client: STV
Project Name: 88A
Ship via: (circle one) Fed Ex, UPS, AMRO Courier, Hand Del., Other Courier, Other:

AMRO ID: 0112200
Date Rec.: 12/24/01
Date Due: 01/07/02

Items to be Checked Upon Receipt	Yes	No	NA	Comments
1. Army Samples received in individual plastic bags?			✓	all samples
2. Custody Seals present?			✓	wrapped in
3. Custody Seals intact?			✓	bubble wrap
4. Air Bill included in folder if received?	✓			
5. Is COC included with samples?	✓			
6. Is COC signed and dated by client?	✓			
7. Laboratory receipt temperature. + water TEMP = 20				
Samples rec. with ice ✓ ice packs___ neither___				
8. Were samples received the same day they were sampled?		✓		
Is client temperature 4°C ± 2°C?	✓			
If no obtain authorization from the client for the analyses.				
Client authorization from: Date: Obtained by:				
9. Is the COC filled out correctly and completely?	✓			
10. Does the info on the COC match the samples?	✓			
11. Were samples rec. within holding time?	✓			
12. Were all samples properly labeled?	✓			
13. Were all samples properly preserved?	✓ NG		✓	
14. Were proper sample containers used?	✓			
15. Were all samples received intact? (none broken or leaking)	✓			
16. Were VOA vials rec. with no air bubbles?			✓	
17. Were the sample volumes sufficient for requested analysis?	✓			
18. Were all samples received?	✓			
19. VPH and VOA Soils only:			✓	
Sampling Method VPH (circle one): M=Methanol, E=EnCore (air-tight container)				
Sampling Method VOA (circle one): M=Methanol, SB=Sodium Bisulfate, E=EnCore, B=Bulk				
If M or SB:				
Does preservative cover the soil?				
If NO then client must be faxed.				
Does preservation level come close to the fill line on the vial?				
If NO then client must be faxed.				
Were vials provided by AMRO?				
If NO then weights MUST be obtained from client				
Was dry weight aliquot provided?				
If NO then fax client and inform the VOA lab ASAP.				
20. Subcontracted Samples:			✓	
What samples sent:				
Where sent:				
Date:				
Analysis:				
TAT:				
21. Information entered into:				
Internal Tracking Log?	✓			
Dry Weight Log?	✓			
Client Log?			✓	
Composite Log?			✓	
Filtration Log?			✓	

Received By: APL Date: 12/24/01 Logged in By: CC Date: 12-26-01
Labeled By: CC Date: 12-26-01 Checked By: MG Date: 12-27-01

AMRO Environmental Laboratories Corporation
11 Herrick Street
Merrimack, N.H. 03054
Office: 603-424-2022 Fax: 603-429-8496

35797

CHAIN OF CUSTODY RECORD

PAGE 1 OF 3

Proj. No.: 0710730
Project Name: ESA
Project State: NY
Samplers (Signature): Elaine Kunerth

MATRIX: Water - A, Soil/Solid-S, Waste-W, Other-O, Explain

Sta. No.	Date	Time	Comp	Grab	Station Location	Type Size, & No. of Containers	Matrix	TCLP Lead	Total Lead					Remarks
	12-21-01	08:09	X		TE-MW-2-18L (3-5)	1-8oz	S	X						
		08:00	X		TE-MW-2-18L (3-5)	1-4oz	S		X					
		08:10	X		TE-MW-2-18L (5-7)	1-8oz	S	X						
		08:10	X		TE-MW-2-18L (5-7)	1-4oz	S		X					
		08:25	X		TE-MW-2-18L (8-11)	1-8oz	S	X						
		08:25	X		TE-MW-2-18L (8-11)	1-4oz	S		X					
		09:00	X		TE-2-L7 (0-3)	1-8oz	S	X						
		09:00	X		TE-2-L7 (0-3)	1-4oz	S		X					
		09:05	X		TE-2-L7 (3-5)	1-8oz	S	X						
		09:05	X		TE-2-L7 (3-5)	1-4oz	S		X					
		09:10			TE-2-L7 (5-7)	1-8oz	S	X						
		09:10			TE-2-L7 (5-7)	1-4oz	S		X					

Please print clearly, legibly and completely. Samples cannot be logged in and the turnaround time clock will not start until any ambiguities are resolved.

PRIORITY TURNAROUND TIME AUTHORIZATION

Before submitting samples for expedited T.A.T., you must have requested in advance and received a coded **T.A.T. AUTHORIZATION NUMBER.**

AUTHORIZATION NO._____ T.A.T. authorized by:_____

Relinquished by (Signature)	Date Time	Received by (Signature)
Elaine Kunerth	12/21/01 13:00	
Relinquished by (Signature)	Date Time	Received by (Signature)
Relinquished by (Signature)	Date Time	Received by (Signature)
Relinquished by (Signature)	Date Time 12/24/01 9:30	Received for Laboratory by: (Signature) [signature]

☐ Fax to (phone)

Results needed

PO#

AMRO Project No.: 0112200

Seal Intact? Yes No N/A

Send Results to: B. Barone, 225 Park Ave South, New York, NY 10003

Remarks

AMRO Environmental Laboratories Corporation
111 Herrick Street
Merrimack, N.H. 03054
Office: 603-424-2022 Fax: 603-429-8496

35798

CHAIN OF CUSTODY RECORD

PAGE 2 OF 3

Proj. No.: 07-10730
Project Name: ESA
Project State: NY
Samplers (Signature): Elaine Kurth

Sta. No.	Date	Time	Comp	Grab	Station Location	Type Size, & No. of Containers	MATRIX Water-A Soil/Solid-S Waste-W Other-O Explain	TCLP Lead	Total Lead					Remarks
	12/2/01	09:15	X		TE-2-L6 (0-3)	1-8oz	S	X						
		09:15	X		TE-2-L6 (0-3)	1-4oz	S		X					
		09:20	X		TE-2-L6 (3-5)	1-8oz	S	X						
		09:20	X		TE-2-L6 (3-5)	1-4oz	S		X					
		09:25	X		TE-2-L6 (5-7)	1-8oz	S	X						
		09:25	X		TE-2-L6 (5-7)	1-4oz	S		X					
		09:35	X		TE-MW-2-20L (0-3)	1-8oz	S	X						
		09:35	X		TE-MW-2-20L (0-3)	1-4oz	S		X					
		09:40	X		TE-MW-2-20L (3-5)	1-8oz	S	X						
		09:40	X		TE-MW-2-20L (3-5)	1-4oz	S		X					
		09:45	X		TE-MW-2-20L (5-7)	1-8oz	S	X						
		09:45	X		TE-MW-2-20L (5-7)	1-4oz	S		X					

Please print clearly, legibly and completely. Samples cannot be logged in and the turnaround time clock will not start until any ambiguities are resolved.

PRIORITY TURNAROUND TIME AUTHORIZATION

Before submitting samples for expedited T.A.T., you must have requested in advance and received a coded **T.A.T. AUTHORIZATION NUMBER.**

AUTHORIZATION NO._____ **T.A.T. authorized by:**_____

Relinquished by (Signature)	Date Time	Received by (Signature)
Elaine Kurth	12/4/01 13:00	
Relinquished by (Signature)	Date Time	Received by (Signature)
Relinquished by (Signature)	Date Time	Received by (Signature)
Relinquished by (Signature)	Date Time 12/24/01 7:30	Received for Laboratory by: (Signature)

☐ Fax to (phone)
Results needed
PO#

Send Results to: B. Barone, 225 Park Ave South, New York, NY 10003

AMRO Project No.: 0112200

Seal Intact? Yes No N/A

Remarks

AMRO Environmental Laboratories Corporation
11 Herrick Street
Merrimack, N.H. 03054
Office: 603-424-2022 Fax: 603-429-8496

CHAIN OF CUSTODY RECORD

31358

PAGE 3 OF 3

Proj. No. 0710730
Project Name ESA
Project State NY
Samplers (Signature) Elaine Krumholz

Sta. No.	Date	Time	Comp	Grab	Station Location	Type Size, & No. of Containers	MATRIX Water - A Soil/Solid-S Waste-W Other-O Explain	TCLP Lead	Total Lead						Remarks
	12/21/01	10:05	X		TE-2-L8 (0-3)	1-8oz	S	X							
		10:05	X		TE-2-L8 (0-3)	1-4oz	S		X						
		10:15	X		TE-2-L8 (3-5)	1-8oz	S	X							
		10:15	X		TE-2-L8 (3-5)	1-4oz	S		X						
		10:20	X		TE-2-L8 (5-7)	1-8oz	S	X							
		10:20	X		TE-2-L8 (5-7)	1-4oz	S		X						
		10:25	X		TE-2-L9 (0-3)	1-8oz	S	X							
		10:25	X		TE-2-L9 (0-3)	1-4oz	S		X						
		10:30	X		TE-2-L9 (3-6)	1-8oz	S	X							
		10:30	X		TE-2-L9 (3-6)	1-4oz	S		X						
		10:35	X		TE-2-L9 (6-8)	1-8oz	S	X							
		10:35	X		TE-2-L9 (6-8)	1-4oz	S		X						

Please print clearly, legibly and completely. Samples cannot be logged in and the turnaround time clock will not start until any ambiguities are resolved.

PRIORITY TURNAROUND TIME AUTHORIZATION

Before submitting samples for expedited T.A.T., you must have requested in advance and received a coded **T.A.T. AUTHORIZATION NUMBER.**

AUTHORIZATION NO._____ **T.A.T. authorized by:**_____

Relinquished by (Signature)	Date Time	Received by (Signature)
Elaine Krumholz	12/21/01 3:00	
Relinquished by (Signature)	Date Time	Received by (Signature)
Relinquished by (Signature)	Date Time	Received by (Signature)
Relinquished by (Signature)	Date Time 7:30 12/24/01	Received for Laboratory by: (Signature) Ruth R. LeBa

☐ Fax to (phone)
Results needed
PO#
AMRO Project No. 01/2200
Seal Intact? Yes No N/A

Send Results to:
B. Barone
225 Park Ave South
New York, NY 10003

Remarks

AMRO Environmental Laboratories Corporation

111 Herrick Street, Merrimack, NH 03054
TEL: (603) 424-2022 · FAX: (603) 429-8496

January 30, 2002

Jeff Butler
STV Incorporated
469 7th Avenue
14th Floor
New York, NY 10018
TEL: (212) 904-1702
FAX: (212) 777-8492

RE: 0710730 ESA - Yard A - CQ028 Order No.: 0201151

Dear Jeff Butler:
AMRO Environmental Laboratories Corp. received 8 samples on 1/21/02 for the analyses presented in the following report.

AMRO operates a Quality Assurance Program which meets or exceeds National Environmental Laboratory Accreditation Conference (NELAC), state, and EPA requirements. A copy of the appropriate state and/or NELAC Certificate is attached.

The enclosed Sample Receipt Checklist details the condition of your sample(s) upon receipt. Please be advised that any unused sample volume and sample extracts will be stored for a period of thirty (30) days from this report date. After this time, AMRO will properly dispose of the remaining sample(s). If you require further analysis, or need the samples held for a longer period, please contact us immediately.

This report consists of a total of 13 pages. This letter is an integral part of your data report. If you have any questions regarding this project in the future, please refer to the Order Number above.

Sincerely,

Nancy Stewart
Vice President / Lab Director

AMRO Environmental Laboratories Corp.

Date: *30-Jan-02*

CLIENT: STV Incorporated
Project: 0710730 ESA - Yard A - CQ028
Lab Order: 0201151
Date Received: 1/21/02

Work Order Sample Summary

Lab Sample ID	Client Sample ID	Collection Date
0201151-01A	TE-2-L10\ (0-3)	1/18/02
0201151-01B	TE-2-L10\ (0-3)	1/18/02
0201151-02A	TE-2-L10\ (3-5)	1/18/02
0201151-02B	TE-2-L10\ (3-5)	1/18/02
0201151-03A	TE-2-L11\ (0-3)	1/18/02
0201151-03B	TE-2-L11\ (0-3)	1/18/02
0201151-04A	TE-2-L11\ (3-5)	1/18/02
0201151-04B	TE-2-L11\ (3-5)	1/18/02
0201151-05A	TE-2-L12\ (0-3)	1/18/02
0201151-05B	TE-2-L12\ (0-3)	1/18/02
0201151-06A	TE-2-L12\ (3-5)	1/18/02
0201151-06B	TE-2-L12\ (3-5)	1/18/02
0201151-07A	TE-2-L13\ (0-3)	1/18/02
0201151-07B	TE-2-L13\ (0-3)	1/18/02
0201151-08A	TE-2-L13\ (3-5)	1/18/02
0201151-08B	TE-2-L13\ (3-5)	1/18/02

AMRO Environmental Laboratories Corp.

Date: *29-Jan-02*

CLIENT: STV Incorporated
Project: 0710730 ESA - Yard A - CQ028
Lab Order: 0201151

Lab ID: 0201151-01 **Collection Date:** 1/18/02
Client Sample ID: TE-2-L10\ (0-3) **Matrix:** SOIL

Analyses	Result	Limit	Qual	Units	DF	Date Analyzed
ICP METALS TOTAL SW-846 - 3051/6010		**SW6010B**				Analyst: RK
Lead	740	3.4		mg/Kg-dry	1	1/22/02 8:56:44 PM
PERCENT MOISTURE		**D2216**				Analyst: AS
Percent Moisture	14.2	0		wt%	1	1/22/02

Lab ID: 0201151-02 **Collection Date:** 1/18/02
Client Sample ID: TE-2-L10\ (3-5) **Matrix:** SOIL

Analyses	Result	Limit	Qual	Units	DF	Date Analyzed
ICP METALS TOTAL SW-846 - 3051/6010		**SW6010B**				Analyst: RK
Lead	160	3.4		mg/Kg-dry	1	1/22/02 9:01:44 PM
PERCENT MOISTURE		**D2216**				Analyst: AS
Percent Moisture	15.2	0		wt%	1	1/22/02

Lab ID: 0201151-03 **Collection Date:** 1/18/02
Client Sample ID: TE-2-L11\ (0-3) **Matrix:** SOIL

Analyses	Result	Limit	Qual	Units	DF	Date Analyzed
ICP METALS TOTAL SW-846 - 3051/6010		**SW6010B**				Analyst: RK
Lead	23	3.4		mg/Kg-dry	1	1/22/02 9:06:46 PM
PERCENT MOISTURE		**D2216**				Analyst: AS
Percent Moisture	7.7	0		wt%	1	1/22/02

Qualifiers:

ND - Not Detected at the Reporting Limit
J - Analyte detected below quantitation limits
B - Analyte detected in the associated Method Blank
* - Value exceeds Maximum Contaminant Level
S - Spike Recovery outside accepted recovery limits
R - RPD outside accepted recovery limits
E - Value above quantitation range

AMRO Environmental Laboratories Corp.

Date: *29-Jan-02*

CLIENT: STV Incorporated
Project: 0710730 ESA - Yard A - CQ028
Lab Order: 0201151

Lab ID: 0201151-04 **Collection Date:** 1/18/02
Client Sample ID: TE-2-L11\ (3-5) **Matrix:** SOIL

Analyses	Result	Limit	Qual	Units	DF	Date Analyzed
ICP METALS TOTAL SW-846 - 3051/6010		SW6010B				Analyst: RK
Lead	14	3.4		mg/Kg-dry	1	1/22/02 9:19:53 PM
PERCENT MOISTURE		D2216				Analyst: AS
Percent Moisture	9.6	0		wt%	1	1/22/02

Lab ID: 0201151-05 **Collection Date:** 1/18/02
Client Sample ID: TE-2-L12\ (0-3) **Matrix:** SOIL

Analyses	Result	Limit	Qual	Units	DF	Date Analyzed
ICP METALS TOTAL SW-846 - 3051/6010		SW6010B				Analyst: RK
Lead	120	3.4		mg/Kg-dry	1	1/22/02 9:24:57 PM
PERCENT MOISTURE		D2216				Analyst: AS
Percent Moisture	10.1	0		wt%	1	1/22/02

Lab ID: 0201151-06 **Collection Date:** 1/18/02
Client Sample ID: TE-2-L12\ (3-5) **Matrix:** SOIL

Analyses	Result	Limit	Qual	Units	DF	Date Analyzed
ICP METALS TOTAL SW-846 - 3051/6010		SW6010B				Analyst: RK
Lead	ND	3.4		mg/Kg-dry	1	1/22/02 9:30:10 PM
PERCENT MOISTURE		D2216				Analyst: AS
Percent Moisture	8.6	0		wt%	1	1/22/02

Qualifiers:
ND - Not Detected at the Reporting Limit
J - Analyte detected below quantitation limits
B - Analyte detected in the associated Method Blank
* - Value exceeds Maximum Contaminant Level
S - Spike Recovery outside accepted recovery limits
R - RPD outside accepted recovery limits
E - Value above quantitation range

AMRO Environmental Laboratories Corp.

Date: *29-Jan-02*

CLIENT: STV Incorporated
Project: 0710730 ESA - Yard A - CQ028
Lab Order: 0201151

Lab ID: 0201151-07 **Collection Date:** 1/18/02
Client Sample ID: TE-2-L13\ (0-3) **Matrix:** SOIL

Analyses	Result	Limit	Qual	Units	DF	Date Analyzed
ICP METALS TOTAL SW-846 - 3051/6010		**SW6010B**				Analyst: RK
Lead	260	3.8		mg/Kg-dry	1	1/22/02 9:35:14 PM
PERCENT MOISTURE		**D2216**				Analyst: AS
Percent Moisture	20.7	0		wt%	1	1/22/02

Lab ID: 0201151-08 **Collection Date:** 1/18/02
Client Sample ID: TE-2-L13\ (3-5) **Matrix:** SOIL

Analyses	Result	Limit	Qual	Units	DF	Date Analyzed
ICP METALS TOTAL SW-846 - 3051/6010		**SW6010B**				Analyst: RK
Lead	ND	3.5		mg/Kg-dry	1	1/22/02 9:40:30 PM
PERCENT MOISTURE		**D2216**				Analyst: AS
Percent Moisture	18.2	0		wt%	1	1/22/02

Qualifiers:
ND - Not Detected at the Reporting Limit
J - Analyte detected below quantitation limits
B - Analyte detected in the associated Method Blank
* - Value exceeds Maximum Contaminant Level
S - Spike Recovery outside accepted recovery limits
R - RPD outside accepted recovery limits
E - Value above quantitation range

AMRO Environmental Laboratories Corp.

Date: *29-Jan-02*

CLIENT: STV Incorporated **Lab Order:** 0201151
Project: 0710730 ESA - Yard A - CQ028

Lab ID: 0201151-01 **Collection Date:** 1/18/02
Client Sample ID: TE-2-L10\ (0-3) **Matrix:** SOIL

Analyses	Result	Limit	Qual	Units	DF	Date Analyzed
ICP METALS, TCLP LEACHED		SW1311/6010B				Analyst: RK
Lead	ND	1.0		mg/L	1	1/28/02 8:43:31 PM

Lab ID: 0201151-02 **Collection Date:** 1/18/02
Client Sample ID: TE-2-L10\ (3-5) **Matrix:** SOIL

Analyses	Result	Limit	Qual	Units	DF	Date Analyzed
ICP METALS, TCLP LEACHED		SW1311/6010B				Analyst: RK
Lead	ND	1.0		mg/L	1	1/28/02 8:48:32 PM

Lab ID: 0201151-03 **Collection Date:** 1/18/02
Client Sample ID: TE-2-L11\ (0-3) **Matrix:** SOIL

Analyses	Result	Limit	Qual	Units	DF	Date Analyzed
ICP METALS, TCLP LEACHED		SW1311/6010B				Analyst: RK
Lead	ND	1.0		mg/L	1	1/28/02 8:53:33 PM

Lab ID: 0201151-04 **Collection Date:** 1/18/02
Client Sample ID: TE-2-L11\ (3-5) **Matrix:** SOIL

Analyses	Result	Limit	Qual	Units	DF	Date Analyzed
ICP METALS, TCLP LEACHED		SW1311/6010B				Analyst: RK
Lead	ND	1.0		mg/L	1	1/28/02 8:58:34 PM

Lab ID: 0201151-05 **Collection Date:** 1/18/02
Client Sample ID: TE-2-L12\ (0-3) **Matrix:** SOIL

Analyses	Result	Limit	Qual	Units	DF	Date Analyzed
ICP METALS, TCLP LEACHED		SW1311/6010B				Analyst: RK
Lead	ND	1.0		mg/L	1	1/28/02 9:03:35 PM

Qualifiers:
ND - Not Detected at the Reporting Limit
J - Analyte detected below quantitation limits
B - Analyte detected in the associated Method Blank
* - Value exceeds Maximum Contaminant Level
S - Spike Recovery outside accepted recovery limits
R - RPD outside accepted recovery limits
E - Value above quantitation range

AMRO Environmental Laboratories Corp.

Date: *29-Jan-02*

CLIENT: STV Incorporated
Project: 0710730 ESA - Yard A - CQ028
Lab Order: 0201151

Lab ID: 0201151-06 **Collection Date:** 1/18/02
Client Sample ID: TE-2-L12\ (3-5) **Matrix:** SOIL

Analyses	Result	Limit	Qual	Units	DF	Date Analyzed
ICP METALS, TCLP LEACHED		SW1311/6010B				Analyst: RK
Lead	ND	1.0		mg/L	1	1/28/02 9:08:37 PM

Lab ID: 0201151-07 **Collection Date:** 1/18/02
Client Sample ID: TE-2-L13\ (0-3) **Matrix:** SOIL

Analyses	Result	Limit	Qual	Units	DF	Date Analyzed
ICP METALS, TCLP LEACHED		SW1311/6010B				Analyst: RK
Lead	ND	1.0		mg/L	1	1/28/02 9:13:38 PM

Lab ID: 0201151-08 **Collection Date:** 1/18/02
Client Sample ID: TE-2-L13\ (3-5) **Matrix:** SOIL

Analyses	Result	Limit	Qual	Units	DF	Date Analyzed
ICP METALS, TCLP LEACHED		SW1311/6010B				Analyst: RK
Lead	ND	1.0		mg/L	1	1/28/02 9:18:40 PM

Qualifiers:
ND - Not Detected at the Reporting Limit
J - Analyte detected below quantitation limits
B - Analyte detected in the associated Method Blank
* - Value exceeds Maximum Contaminant Level
S - Spike Recovery outside accepted recovery limits
R - RPD outside accepted recovery limits
E - Value above quantitation range

AMRO Environmental Laboratories Corp.

30-Jan-02

Lab Order: 0201151
Client: STV Incorporated
Project: 0710730 ESA - Yard A - CQ028

DATES REPORT

Sample ID	Client Sample ID	Collection Date	Matrix	Test Name	TCLP Date	Prep Date	Analysis Date
0201151-01A	TE-2-L10\ (0-3)	1/18/02	Soil	ICP METALS, TCLP	1/25/02	1/28/02	1/28/02
0201151-01B				ICP METALS, 3051/6010		1/22/02	1/22/02
				Percent Moisture			1/22/02
0201151-02A	TE-2-L10\ (3-5)			ICP METALS, TCLP	1/25/02	1/28/02	1/28/02
0201151-02B				ICP METALS, 3051/6010		1/22/02	1/22/02
				Percent Moisture			1/22/02
0201151-03A	TE-2-L11\ (0-3)			ICP METALS, TCLP	1/25/02	1/28/02	1/28/02
0201151-03B				ICP METALS, 3051/6010		1/22/02	1/22/02
				Percent Moisture			1/22/02
0201151-04A	TE-2-L11\ (3-5)			ICP METALS, TCLP	1/25/02	1/28/02	1/28/02
0201151-04B				ICP METALS, 3051/6010		1/22/02	1/22/02
				Percent Moisture			1/22/02
0201151-05A	TE-2-L12\ (0-3)			ICP METALS, TCLP	1/25/02	1/28/02	1/28/02
0201151-05B				ICP METALS, 3051/6010		1/22/02	1/22/02
				Percent Moisture			1/22/02
0201151-06A	TE-2-L12\ (3-5)			ICP METALS, TCLP	1/25/02	1/28/02	1/28/02
0201151-06B				ICP METALS, 3051/6010		1/22/02	1/22/02
				Percent Moisture			1/22/02
0201151-07A	TE-2-L13\ (0-3)			ICP METALS, TCLP	1/25/02	1/28/02	1/28/02
0201151-07B				ICP METALS, 3051/6010		1/22/02	1/22/02
				Percent Moisture			1/22/02
0201151-08A	TE-2-L13\ (3-5)			ICP METALS, TCLP	1/25/02	1/28/02	1/28/02
0201151-08B				ICP METALS, 3051/6010		1/22/02	1/22/02
				Percent Moisture			1/22/02

AMRO Environmental Laboratories Corporation

SAMPLE RECEIPT CHECKLIST

111 Herrick Street
Merrimack, NH 03054
(603) 424-2022

Client: STV
Project Name: ESA- Yard A CQ028
Ship via: (circle one) Fed Ex., UPS, AMRO Courier, Hand Del., Other Courier, Other:

AMRO ID: 0201151
Date Rec.: 1-21-02
Date Due: 1-31-02

Items to be Checked Upon Receipt	Yes	No	NA	Comments
1. Army Samples received in individual plastic bags?			✓	
2. Custody Seals present?			✓	
3. Custody Seals Intact?			✓	
4. Air Bill included in folder if received?	✓			
5. Is COC included with samples?	✓			
6. Is COC signed and dated by client?	✓			
7. Laboratory receipt temperature. TEMP = 10°				
Samples rec. with ice ✓ ice packs___ neither___				melted.
8. Were samples received the same day they were sampled?		✓		
Is client temperature 4°C ± 2°C?		✓		
If no obtain authorization from the client for the analyses.				
Client authorization from: Date: Obtained by:				
9. Is the COC filled out correctly and completely?	✓			
10. Does the info on the COC match the samples?	✓			
11. Were samples rec. within holding time?	✓			
12. Were all samples properly labeled?	✓			
13. Were all samples properly preserved?	✓			
14. Were proper sample containers used?	✓			
15. Were all samples received intact? (none broken or leaking)		✓		05 1 broken, 1 lid
16. Were VOA vials rec. with no air bubbles?			✓	cracked 07
17. Were the sample volumes sufficient for requested analysis?	✓			
18. Were all samples received?	✓			
19. VPH and VOA Soils only:			✓	
Sampling Method VPH (circle one): M=Methanol, E=EnCore (air-tight container)				
Sampling Method VOA (circle one): M=Methanol, SB=Sodium Bisulfate, E=EnCore, B=Bulk				
If M or SB:				
Does preservative cover the soil?				
If NO then client must be faxed.				
Does preservation level come close to the fill line on the vial?				
If NO then client must be faxed.				
Were vials provided by AMRO?				
If NO then weights MUST be obtained from client				
Was dry weight aliquot provided?				
If NO then fax client and inform the VOA lab ASAP.				
20. Subcontracted Samples:			✓	
What samples sent:				
Where sent:				
Date:				
Analysis:				
TAT:				
21. Information entered into:				
Internal Tracking Log?	✓			
Dry Weight Log?	✓			
Client Log?			✓	
Composite Log?			✓	
Filtration Log?			✓	

Received By: MG Date: 1-21-02 Logged in By: CC Date: 1-21-02
Labeled By: CC Date: 1-21-02 Checked By: MG Date: 1-22-02

NA= Not Applicable

AMRO Environmental Laboratories Corporation
111 Herrick Street
Merrimack, NH 03054

CHAIN-OF-CUSTODY RECORD

#39302

Fax: (603) 429-8496

Project No.: 07-10730	Project Name: ESA - Yard A - C002	Project Manager:	Samplers (Signature): Rebecca Tummon	AMRO Project No.: 0201151
	Project State:			

Sample ID	Date/Time Sampled 1/18/02	Matrix (A= Air, S= Soil, GW= Ground W., WW= Waste W., DW= Drinking W., O= Oil, Other= Specify)	Total # of Cont. & Size	TCLP lead	Total lead	Remarks
TE-2-L10\(0-3)	935	S	2	1	1	
TE-2-L10\(3-5)	[illegible]	S	2	1	1	
TE-2-L11\(0-3)	1005	S	2	1	1	
TE-2-L11\(3-5)	1010	S	2	1	1	
TE-2-L12\(0-3)	1030	S	2	1	1	
TE-2-L12\(3-5)	1035	S	2	1	1	
TE-2-L13\(0-3)	1050	S	2	1	1	
TE-2-L13\(3-5)	1055	S	2	1	1	

Preservative: Cl-HCl, MeOH, N-HN03, S-H2SO4, Na-NaOH, O- Other
Container Type: P- Plastic, G-Glass, V-Vial, T- Teflon, O-Other

Please print clearly, legibly and completely. Samples can not be logged in and the turnaround time clock will not start until any ambiguities are resolved.

FAX No.: ( )

NOTES: Preservatives, Special reporting limits, Known Contamination, etc;

Send Results To: [illegible]
225 Park Ave Sth
New York NY 10003

Seal Intact? Yes No N/A

GW-1 ___ GW-2 ___ GW-3 ___

MCP Level Needed: ___

P.O. No:

Results Needed By:

Relinquished By	Date/ Time	Received By	Date/Time
Rebecca Tummon	1/18/02 1500	[signature]	1-21-02 8:30

PRIORITY TURNAROUND TIME AUTHORIZATION
Before submitting samples for expedited TAT, you must have requested in advance and received a coded TAT AUTHORIZATION NUMBER
AUTHORIZATION No. ___ BY: ___

SHEET ___ OF ___

Yellow: Accompanies Report Pink: Client

NEW YORK STATE DEPARTMENT OF HEALTH
WADSWORTH CENTER
Antonia C. Novello, M.D., M.P.H., Dr.P.H. Commissioner

Expires 12:01 AM April 01, 2002
Issued September 17, 2001
Revised January 14, 2002

CERTIFICATE OF APPROVAL FOR LABORATORY SERVICE

Issued in accordance with and pursuant to section 502 Public Health Law of New York State

MS. NANCY STEWART
AMRO ENVIRONMENTAL LAB CORP
111 HERRICK STREET
MERRIMACK NH 03054 USA

NY Lab Id No: 11278
EPA Lab Code: NH00012

is hereby APPROVED as an Environmental Laboratory in conformance with the National Environmental Laboratory Accreditation Conference Standards for the category ENVIRONMENTAL ANALYSES SOLID AND HAZARDOUS WASTE
All approved analytes are listed below:

Acrolein and Acrylonitrile

Acrolein	SW-846 8260B
Acrylonitrile	SW-846 8260B

Characteristic Testing

Ignitability	SW846 1010
Reactivity	SW846 Ch7, Sec. 7.3
TCLP	FED REG 1311

Chlorinated Hydrocarbon Pesticides

4,4 -DDE	SW-846 8081A
4,4 -DDT	SW-846 8081A
4,4-DDD	SW-846 8081A
Aldrin	SW-846 8081A
alpha-BHC	SW-846 8081A
beta-BHC	SW-846 8081A
Chlordane Total	SW-846 8081A
delta-BHC	SW-846 8081A
Dieldrin	SW-846 8081A
Endosulfan I	SW-846 8081A
Endosulfan II	SW-846 8081A
Endosulfan sulfate	SW-846 8081A
Endrin	SW-846 8081A
Endrin aldehyde	SW-846 8081A
Heptachlor	SW-846 8081A
Heptachlor epoxide	SW-846 8081A

Chlorinated Hydrocarbon Pesticides

Lindane	SW-846 8081A
Methoxychlor	SW-846 8081A

Chlorinated Hydrocarbons

1,2,4-Trichlorobenzene	SW-846 8270C
2-Chloronaphthalene	SW-846 8270C
Hexachlorobenzene	SW-846 8270C
Hexachlorobutadiene	SW-846 8270C
Hexachlorocyclopentadiene	SW-846 8270C
Hexachloroethane	SW-846 8270C

Haloethers

Bis (2-chloroisopropyl) ether	SW-846 8270C
Bis(2-chloroethoxy)methane	SW-846 8270C

Metals I

Barium, Total	SW-846 6010B
Cadmium, Total	SW-846 6010B
Chromium, Total	SW-846 6010B
Lead, Total	SW-846 6010B
Nickel, Total	SW-846 6010B
Silver, Total	SW-846 6010B

Metals II

Antimony, Total	SW-846 6010B
Arsenic, Total	SW-846 6010B

Serial No.: 14514

Property of the New York State Department of Health. Valid only at the address shown. Must be conspicuously posted. Valid certificates have a raised seal and may be verified by calling (518)485-5570.

DOH-3317 (3/97)

NEW YORK STATE DEPARTMENT OF HEALTH
WADSWORTH CENTER
Antonia C. Novello, M.D., M.P.H., Dr.P.H. Commissioner

Expires 12:01 AM April 01, 2002
Issued September 17, 2001
Revised January 14, 2002

CERTIFICATE OF APPROVAL FOR LABORATORY SERVICE

Issued in accordance with and pursuant to section 502 Public Health Law of New York State

MS. NANCY STEWART
AMRO ENVIRONMENTAL LAB CORP
111 HERRICK STREET
MERRIMACK NH 03054 USA

NY Lab Id No: 11278
EPA Lab Code: NH00012

is hereby APPROVED as an Environmental Laboratory in conformance with the National Environmental Laboratory Accreditation Conference Standards for the category ENVIRONMENTAL ANALYSES SOLID AND HAZARDOUS WASTE
All approved analytes are listed below:

Metals II

Selenium, Total	SW-846 6010B

Miscellaneous

Hydrogen Ion (pH)	SW-846 9040B
	SW-846 9045C
Lead in Paint	SM18 3120B

Nitroaromatics and Isophorone

2,4-Dinitrotoluene	SW-846 8270C
2,6-Dinitrotoluene	SW-846 8270C
Isophorone	CLP 95-2
	SW-846 8270C
Nitrobenzene	SW-846 8270C

Phthalate Esters

Benzyl butyl phthalate	SW-846 8270C
Bis(2-ethylhexyl) phthalate	SW-846 8270C
Diethyl phthalate	SW-846 8270C
Dimethyl phthalate	SW-846 8270C
Di-n-butyl phthalate	SW-846 8270C
Di-n-octyl phthalate	SW-846 8270C

Polychlorinated Biphenyls

PCB-1016	SW-846 8082
PCB-1221	SW-846 8082
PCB-1232	SW-846 8082

Polychlorinated Biphenyls

PCB-1242	SW-846 8082
PCB-1248	SW-846 8082
PCB-1254	SW-846 8082
PCB-1260	SW-846 8082

Polynuclear Aromatic Hydrocarbons

Acenaphthene	SW-846 8270C
Acenaphthylene	SW-846 8270C
Benzo(a)anthracene	SW-846 8270C
Benzo(a)pyrene	SW-846 8270C
Benzo(b)fluoranthene	SW-846 8270C
Benzo(ghi)perylene	SW-846 8270C
Chrysene	SW-846 8270C
Dibenzo(a,h)anthracene	SW-846 8270C
Fluoranthene	SW-846 8270C
Fluorene	SW-846 8270C
Indeno(1,2,3-cd)pyrene	SW-846 8270C
Naphthalene	SW-846 8270C
Phenanthrene	SW-846 8270C
Pyrene	SW-846 8270C

Priority Pollutant Phenols

2,4,6-Trichlorophenol	SW-846 8270C
2,4-Dichlorophenol	SW-846 8270C
2,4-Dimethylphenol	SW-846 8270C

Serial No.: 14514

Property of the New York State Department of Health. Valid only at the address shown. Must be conspicuously posted. Valid certificates have a raised seal and may be verified by calling (518)485-5570.

DOH-3317 (3/97)

AMRO Environmental Laboratories Corp. **Date:** *23-Oct-01*

CLIENT: STV Incorporated
Project: 0710730 East Side Access
Lab Order: 0110085

CASE NARRATIVE

GC/MS-VOLATILES

1. The samples were extracted and spiked by the laboratory on 10/10/01.

AMRO Environmental Laboratories Corp.

Date: *23-Oct-01*

CLIENT:	STV Incorporated	**Client Sample ID:**	TE-MW-2-18 3-7'
Lab Order:	0110085		
Project:	0710730 East Side Access	**Collection Date:**	10/8/01
Lab ID:	0110085-01B	**Matrix:**	SOIL

Analyses	Result	RL	Qual	Units	DF	Date Analyzed
PERCENT MOISTURE		**D2216**				Analyst: JC
Percent Moisture	12.2	0		wt%	1	10/9/01

Qualifiers:

ND - Not Detected at the Reporting Limit
J - Analyte detected below quantitation limits
B - Analyte detected in the associated Method Blank
H - Method prescribed holding time exceeded
S - Spike Recovery outside accepted recovery limits
R - RPD outside accepted recovery limits
E - Value above quantitation range
- See Case Narrative
RL - Reporting Limit; defined as the lowest concentration the laboratory can accurately quantitate.

A

AMRO Environmental Laboratories Corp.

Date: *23-Oct-01*

CLIENT:	STV Incorporated	**Client Sample ID:**	TE-MW-2-18 3-7'
Lab Order:	0110085		
Project:	0710730 East Side Access	**Collection Date:**	10/8/01
Lab ID:	0110085-01C	**Matrix:**	SOIL

Analyses	Result	RL	Qual	Units	DF	Date Analyzed
MERCURY, TCLP		**SW7470**				Analyst: RK
Mercury	ND	0.0010		mg/L	1	10/11/01
ICP METALS, TCLP LEACHED		**SW1311/6010B**				Analyst: RK
Arsenic	ND	1.0		mg/L	1	10/15/01 10:41:35 AM
Barium	ND	2.0		mg/L	1	10/15/01 10:41:35 AM
Cadmium	ND	0.10		mg/L	1	10/15/01 10:41:35 AM
Chromium	ND	0.10		mg/L	1	10/15/01 10:41:35 AM
Lead	180	1.0		mg/L	1	10/15/01 10:41:35 AM
Selenium	ND	0.58		mg/L	1	10/15/01 10:41:35 AM
Silver	ND	0.10		mg/L	1	10/15/01 10:41:35 AM

Qualifiers:

ND - Not Detected at the Reporting Limit
J - Analyte detected below quantitation limits
B - Analyte detected in the associated Method Blank
H - Method prescribed holding time exceeded
S - Spike Recovery outside accepted recovery limits
R - RPD outside accepted recovery limits
E - Value above quantitation range
- See Case Narrative
RL - Reporting Limit; defined as the lowest concentration the laboratory can accurately quantitate.

AMRO Environmental Laboratories Corp.

Date: *23-Oct-01*

CLIENT:	STV Incorporated	**Client Sample ID:**	TE-MW-2-18 3-7'
Lab Order:	0110085		
Project:	0710730 East Side Access	**Collection Date:**	10/8/01
Lab ID:	0110085-01D	**Matrix:**	SOIL

Analyses	Result	RL	Qual	Units	DF	Date Analyzed
ICP METALS TOTAL SW-846 - 3051/6010		**SW6010B**				Analyst: RK
Lead	2,700	3.4		mg/Kg-dry	1	10/15/01 11:40:05 AM

Qualifiers:

ND - Not Detected at the Reporting Limit
J - Analyte detected below quantitation limits
B - Analyte detected in the associated Method Blank
H - Method prescribed holding time exceeded
S - Spike Recovery outside accepted recovery limits
R - RPD outside accepted recovery limits
E - Value above quantitation range
- See Case Narrative
RL - Reporting Limit; defined as the lowest concentration the laboratory can accurately quantitate.

AMRO Environmental Laboratories Corp.

Date: *23-Oct-01*

CLIENT:	STV Incorporated	**Client Sample ID:**	TE-MW-2-19 (0-5')
Lab Order:	0110085		
Project:	0710730 East Side Access	**Collection Date:**	10/8/01
Lab ID:	0110085-02B	**Matrix:**	SOIL

Analyses	Result	RL	Qual	Units	DF	Date Analyzed
PERCENT MOISTURE		**D2216**				Analyst: JC
Percent Moisture	14.1	0		wt%	1	10/9/01

Qualifiers:

ND - Not Detected at the Reporting Limit
J - Analyte detected below quantitation limits
B - Analyte detected in the associated Method Blank
H - Method prescribed holding time exceeded
S - Spike Recovery outside accepted recovery limits
R - RPD outside accepted recovery limits
E - Value above quantitation range
- See Case Narrative
RL - Reporting Limit; defined as the lowest concentration the laboratory can accurately quantitate.

AMRO Environmental Laboratories Corp.

Date: *23-Oct-01*

CLIENT:	STV Incorporated	**Client Sample ID:**	TE-MW-2-19 (0-5')
Lab Order:	0110085		
Project:	0710730 East Side Access	**Collection Date:**	10/8/01
Lab ID:	0110085-02C	**Matrix:**	SOIL

Analyses	Result	RL	Qual	Units	DF	Date Analyzed
MERCURY, TCLP		**SW7470**				Analyst: **RK**
Mercury	ND	0.0010		mg/L	1	10/11/01
ICP METALS, TCLP LEACHED		**SW1311/6010B**				Analyst: **RK**
Arsenic	ND	1.0		mg/L	1	10/15/01 11:06:35 AM
Barium	ND	2.0		mg/L	1	10/15/01 11:06:35 AM
Cadmium	ND	0.10		mg/L	1	10/15/01 11:06:35 AM
Chromium	ND	0.10		mg/L	1	10/15/01 11:06:35 AM
Lead	ND	1.0		mg/L	1	10/15/01 11:06:35 AM
Selenium	ND	0.58		mg/L	1	10/15/01 11:06:35 AM
Silver	ND	0.10		mg/L	1	10/15/01 11:06:35 AM

Qualifiers:

ND - Not Detected at the Reporting Limit
J - Analyte detected below quantitation limits
B - Analyte detected in the associated Method Blank
H - Method prescribed holding time exceeded
S - Spike Recovery outside accepted recovery limits
R - RPD outside accepted recovery limits
E - Value above quantitation range
- See Case Narrative
RL - Reporting Limit; defined as the lowest concentration the laboratory can accurately quantitate.

NEW YORK STATE DEPARTMENT OF HEALTH
WADSWORTH CENTER
Antonia C. Novello, M.D., M.P.H., Dr.P.H. Commissioner

Expires 12:01 AM April 01, 2002
Issued September 17, 2001
Revised January 14, 2002

CERTIFICATE OF APPROVAL FOR LABORATORY SERVICE

Issued in accordance with and pursuant to section 502 Public Health Law of New York State

MS. NANCY STEWART
AMRO ENVIRONMENTAL LAB CORP
111 HERRICK STREET
MERRIMACK NH 03054 USA

NY Lab Id No: 11278
EPA Lab Code: NH00012

is hereby APPROVED as an Environmental Laboratory in conformance with the National Environmental Laboratory Accreditation Conference Standards for the category ENVIRONMENTAL ANALYSES SOLID AND HAZARDOUS WASTE
All approved analytes are listed below:

Priority Pollutant Phenols

2,4-Dinitrophenol	SW-846 8270C
2-Chlorophenol	SW-846 8270C
2-Methyl-4,6-dinitrophenol	SW-846 8270C
2-Nitrophenol	SW-846 8270C
4-Chloro-3-methylphenol	SW-846 8270C
4-Nitrophenol	SW-846 8270C
Pentachlorophenol	SW-846 8270C
Phenol	SW-846 8270C

Purgeable Aromatics

1,2-Dichlorobenzene	SW-846 8260B
1,3-Dichlorobenzene	SW-846 8260B
1,4-Dichlorobenzene	SW-846 8260B
Benzene	SW-846 8260B
Chlorobenzene	SW-846 8260B
Ethyl benzene	SW-846 8260B
Toluene	SW-846 8260B
Total Xylenes	SW-846 8260B

Purgeable Halocarbons

1,1,1-Trichloroethane	SW-846 8260B
1,1,2,2-Tetrachloroethane	SW-846 8260B
1,1,2-Trichloroethane	SW-846 8260B
1,1-Dichloroethane	SW-846 8260B
1,1-Dichloroethene	SW-846 8260B

Purgeable Halocarbons

1,2-Dichloroethane	SW-846 8260B
1,2-Dichloropropane	SW-846 8260B
2-Chloroethylvinyl ether	SW-846 8260B
Bromodichloromethane	SW-846 8260B
Bromoform	SW-846 8260B
Bromomethane	SW-846 8260B
Carbon tetrachloride	SW-846 8260B
Chloroethane	SW-846 8260B
Chloroform	SW-846 8260B
Chloromethane	SW-846 8260B
Dibromochloromethane	SW-846 8260B
Dichlorodifluoromethane	SW-846 8260B
Methylene chloride	SW-846 8260B
Tetrachloroethene	SW-846 8260B
Trichloroethene	SW-846 8260B
Trichlorofluoromethane	SW-846 8260B
Vinyl chloride	SW-846 8260B

Serial No.: 14514

Property of the New York State Department of Health. Valid only at the address shown. Must be conspicuously posted. Valid certificates have a raised seal and may be verified by calling (518)485-5570.

DOH-3317 (3/97)

The Action Levels listed reflect current STL Edison knowledge of the standards and are intended as general guidance for the user. Please consult appropriate regulations and cleanup standards for your specific application.

Sample ID		New York TAGM	W3-120B	TE-MW-2-28S	TE-MW-2-28D	QB-128
Lab Sample Number		Rec. Soil	347492	347493	347494	347495
Sampling Date		Cleanup Objective	04/29/02	04/29/02	04/29/02	04/29/02
Matrix		Criteria (ug/l)	WATER	WATER	WATER	WATER
Dilution Factor			1.0	1.0	1.0	1.0
Units			ug/L	ug/L	ug/L	ug/L
VOLATILE COMPOUNDS (GC/MS)						
	Chloromethane	NA	0.4 U	0.4 U	0.4 U	0.4 U
	Bromomethane	NA	0.3 U	0.3 U	0.3 U	0.3 U
	VinylChloride	200	0.3 U	0.3 U	0.3 U	0.3 U
	Chloroethane	1900	0.5 U	0.5 U	0.5 U	0.5 U
	MethyleneChloride	100	0.9 U	0.9 U	0.9 U	0.9 U
	Acetone	200	0.7 U	0.7 U	0.7 U	0.7 U
	CarbonDisulfide	2700	0.3 U	0.3 U	0.7	0.3 U
	1,1-Dichloroethene	400	0.3 U	0.3 U	0.3 U	0.3 U
	1,1-Dichloroethane	200	0.3 U	0.3 U	0.3 U	0.3 U
	trans-1,2-Dichloroethene	300	0.2 U	0.2 U	0.2 U	0.7
	cis-1,2-Dichloroethene	NA	3.0	0.3 U	3.7	9.4
	Chloroform	300	0.2 U	0.3	3.3	0.2 U
	1,2-Dichloroethane	100	0.4 U	0.4 U	0.4 U	0.4 U
	2-Butanone	300	83	1.6 U	1.6 U	1.6 U
	1,1,1-Trichloroethane	800	0.3 U	0.3 U	0.3 U	0.3 U
	CarbonTetrachloride	600	0.3 U	0.3 U	0.3 U	0.3 U
	Bromodichloromethane	NA	0.2 U	0.2 U	0.2 U	0.2 U
	1,2-Dichloropropane	NA	0.4 U	0.4 U	0.4 U	0.4 U
(1)	cis-1,3-Dichloropropene	NA	0.3 U	0.3 U	0.3 U	0.3 U
	Trichloroethene	700	13	0.1 U	2.8	12
	Dibromochloromethane	NA	0.3 U	0.3 U	0.3 U	0.3 U
	1,1,2-Trichloroethane	NA	0.3 U	0.3 U	0.3 U	0.3 U
	Benzene	60	0.3 U	0.3	0.3 U	0.3 U
(1)	trans-1,3-Dichloropropene	NA	0.3 U	0.3 U	0.3 U	0.3 U
	Bromoform	NA	0.3 U	0.3 U	0.3 U	0.3 U
	4-Methyl-2-Pentanone	1000	0.8 U	0.8 U	0.8 U	0.8 U
	2-Hexanone	NA	0.9 U	0.9 U	0.9 U	0.9 U
	Tetrachloroethene	1400	0.2 U	0.2 U	0.2 U	0.2 U
	1,1,2,2-Tetrachloroethane	600	0.3 U	0.3 U	0.3 U	0.3 U
	Toluene	1500	0.2 U	0.4	0.2 U	0.2 U
	Chlorobenzene	1700	0.2 U	0.2 U	0.2 U	0.2 U
	Ethylbenzene	5500	0.2 U	0.2	0.2 U	0.2 U
	Styrene	NA	0.2 U	0.2 U	0.2 U	0.2 U
	Xylene(Total)	1200	0.2 U	0.6	0.2 U	0.2 U

Checked By: _____
___ OK
___ Make Corrections

Total Confident Conc. VOAs (s)		99	1.8	11	22
Total Estimated Conc. VOA TICs (s)		44	76	0	0

(1) Values listed reflect the combined standards for the cis and trans isomers of 1,3-Dichloropropene.
^ Value is a revision to the Class IIA ground water quality standard based upon the November 18, 1996 Safe Drinking Water Act maximum contaminant level changes and the February 5,

Qualifiers

U - The compound was not detected at the indicated concentration.
J - Data indicates the presence of a compound that meets the identification criteria. The result is less than the quantitation limit but greater than zero. The concentration given is an approximate value.
B - The analyte was found in the laboratory blank as well as the sample. This indicates possible laboratory contamination of the environmental sample.
NR - Not analyzed.

Checked By: _____
___ OK
___ Make Corrections

Sample ID Lab Sample Number Sampling Date Matrix Dilution Factor Units	New York TAGM Rec. Soil Cleanup Objective Criteria (ug/l)	W3-120B 347492 04/29/02 WATER 1.0 ug/L	TE-MW-2-28S 347493 04/29/02 WATER 1.0 ug/L	TE-MW-2-28D 347494 04/29/02 WATER 1.0 ug/L	QB-128 347495 04/29/02 WATER 1.0 ug/L
SEMIVOLATILE COMPOUNDS (GC/MS)					
Phenol	30 or MDL	0.3 U	0.3 U	0.6	0.3 U
2-Chlorophenol	800	1.4 U	1.4 U	1.4 U	1.4 U
2-Methylphenol	100 or MDL	2.4 U	2.4 U	2.4 U	2.4 U
4-Methylphenol	900	2.5 U	2.5 U	2.5 U	2.5 U
2-Nitrophenol	330 or MDL	1.2 U	1.2 U	1.2 U	1.2 U
2,4-Dimethylphenol	NA	1.5 U	1.5 U	1.5 U	1.5 U
2,4-Dichlorophenol	400	2.1 U	2.1 U	2.1 U	2.1 U
4-Chloro-3-methylphenol	260 or MDL	2.0 U	2.0 U	2.0 U	2.0 U
2,4,6-Trichlorophenol	NA	1.6 U	1.6 U	1.6 U	1.6 U
2,4,5-Trichlorophenol	100	4.9 U	4.9 U	4.9 U	4.9 U
2,4-Dinitrophenol	200 or MDL	0.4 U	0.4 U	0.4 U	0.4 U
4-Nitrophenol	100 or MDL	0.8 U	0.8 U	0.8 U	0.8 U
4,6-Dinitro-2-methylphenol	NA	1.3 U	1.3 U	1.3 U	1.3 U
Pentachlorophenol	1000	1.2 U	1.2 U	1.2 U	1.2 U
bis(2-Chloroethyl)ether	NA	0.6 U	0.6 U	0.6 U	0.6 U
1,3-Dichlorobenzene	1600	0.8 U	0.8 U	0.8 U	0.8 U
1,4-Dichlorobenzene	8500	0.8 U	0.8 U	0.8 U	0.8 U
1,2-Dichlorobenzene	7900	0.8 U	0.8 U	0.8 U	0.8 U
bis(2-chloroisopropyl)ether	NA	0.5 U	0.5 U	0.5 U	0.5 U
N-Nitroso-di-n-propylamine	NA	1.2 U	1.2 U	1.2 U	1.2 U
Hexachloroethane	NA	0.9 U	0.9 U	0.9 U	0.9 U
Nitrobenzene	200 or MDL	0.8 U	0.8 U	0.8 U	0.8 U
Isophorone	4400	0.2 U	0.2 U	0.2 U	0.2 U
bis(2-Chloroethoxy)methane	NA	0.6 U	0.6 U	0.6 U	0.6 U
1,2,4-Trichlorobenzene	3400	0.8 U	0.8 U	0.8 U	0.8 U
Naphthalene	13000	0.6 U	0.6 U	0.6 U	0.6 U
4-Chloroaniline	220 or MDL	1.3 U	1.3 U	1.3 U	1.3 U
Hexachlorobutadiene	NA	1.1 U	1.1 U	1.2 U	1.1 U
2-Methylnaphthalene	36400	0.8 U	0.8 U	0.8 U	0.8 U
Hexachlorocyclopentadiene	NA	1.7 U	1.7 U	1.7 U	1.7 U
2-Chloronaphthalene	NA	0.8 U	0.8 U	0.8 U	0.8 U
2-Nitroaniline	430 or MDL	0.5 U	0.5 U	0.5 U	0.5 U
Dimethylphthalate	2000	0.5 U	0.5 U	0.5 U	0.5 U
Acenaphthylene	41000	0.6 U	0.6 U	0.6 U	0.6 U
(1) 2,6-Dinitrotoluene	1000	0.4 U	0.4 U	0.4 U	0.4 U
3-Nitroaniline	500 or MDL	0.3 U	0.3 U	0.3 U	0.3 U
Acenaphthene	50000	0.6 U	0.7	0.6 U	0.6 U
Dibenzofuran	6200	0.7 U	0.7 U	0.7 U	0.7 U

Checked By: _____
___ OK
___ Make Corrections

(1)	2,4-Dinitrotoluene	NA	0.2 U	0.2 U	0.3 U	0.2 U
	Diethylphthalate	7100	3.6	0.4 U	1.4	0.4 U
	4-Chlorophenyl-phenylether	NA	0.8 U	0.8 U	0.8 U	0.8 U
	Fluorene	50000	0.6 U	0.6	0.6 U	0.6 U
	4-Nitroaniline	NA	0.6 U	0.6 U	0.6 U	0.6 U
	N-Nitrosodiphenylamine	NA	0.5 U	0.5 U	0.5 U	0.5 U
	4-Bromophenyl-phenylether	NA	1.9 U	1.9 U	1.9 U	1.9 U
	Hexachlorobenzene	410	1.1 U	1.1 U	1.1 U	1.1 U
	Phenanthrene	50000	0.5 U	1.0	0.5 U	0.5 U
	Anthracene	50000	0.4 U	0.4 U	0.4 U	0.4 U
	Carbazole	NA	1.1 U	1.1 U	1.1 U	1.1 U
	Di-n-butylphthalate	8100	0.4 U	0.4 U	0.4 U	0.4 U
	Fluoranthene	50000	0.4 U	0.4 U	0.4 U	0.4 U
	Pyrene	50000	0.4 U	0.4	0.4 U	0.4 U
	Butylbenzylphthalate	50000	0.4 U	0.4	0.4 U	0.4 U
	3,3'-Dichlorobenzidine	NA	1.3 U	1.3 U	1.3 U	1.3 U
	Benzo(a)anthracene	224 or MDL	0.4 U	0.4 U	0.4 U	0.4 U
	Chrysene	600	0.5 U	0.5 U	0.5 U	0.5 U
	bis(2-Ethylhexyl)phthalate	50000	22 B	4.4 B	3.8 B	14 B
	Di-n-octylphthalate	50000	0.1 U	0.1 U	0.5	0.3
	Benzo(b)fluoranthene	1100	0.3 U	0.3 U	0.3 U	0.3 U
	Benzo(k)fluoranthene	1100	0.8 U	0.8 U	0.8 U	0.8 U
	Benzo(a)pyrene	62 or MDL	0.2 U	0.2 U	0.2 U	0.2 U
	Indeno(1,2,3-cd)pyrene	3200	0.1 U	0.1 U	0.1 U	0.1 U
	Dibenz(a,h)anthracene	14 or MDL	0.6 U	0.6 U	0.6 U	0.6 U
	Benzo(g,h,i)perylene	50000	0.4 U	0.4 U	0.4 U	0.4 U
Total Confident Conc. BNAs (s)			3.6	3.1	2.5	0.3
Total Estimated Conc. BNA TICs (s)			377	0	74	0

(1) Values listed reflect the combined standards for the 2,4/2,6-Dinitrotoluene mixture.

^ Value is a revision to the Class IIA ground water quality standard based upon the November 18, 1996 Safe Drinking Water Act maximum contaminant level changes and the February 5,

Qualifiers

U - The compound was not detected at the indicated concentration.

J - Data indicates the presence of a compound that meets the identification criteria. The result is less than the quantitation limit but greater than zero. The concentration given is an approximate value.

B - The analyte was found in the laboratory blank as well as the sample. This indicates possible laboratory contamination of the environmental sample.

NR - Not analyzed.

Checked By: _____

___ OK

___ Make Corrections

The Action Levels listed reflect current guidance for the user. Please consult

Sample ID	TE-MW-2-17	TE-MW-2-16	TE-MW-2-15	W3-30A
Lab Sample Number	347496	347497	347498	347499
Sampling Date	04/29/02	04/29/02	04/29/02	04/29/02
Matrix	WATER	WATER	WATER	WATER
Dilution Factor	5.0	1.0	1.0	2.0
Units	ug/L	ug/L	ug/L	ug/L
VOLATILE COMPOUNDS (GC/MS)				
Chloromethane	2.2 U	0.4 U	0.4 U	0.9 U
Bromomethane	1.6 U	0.3 U	0.3 U	0.6 U
VinylChloride	1.4 U	0.3 U	0.3 U	0.6 U
Chloroethane	2.4 U	0.5 U	0.5 U	1.0 U
MethyleneChloride	4.4 U	0.9 U	0.9 U	1.8 U
Acetone	3.6 U	0.7 U	0.7 U	1.4 U
CarbonDisulfide	1.5 U	0.3 U	0.3 U	0.6 U
1,1-Dichloroethene	1.4 U	0.3 U	0.3 U	0.6 U
1,1-Dichloroethane	1.4 U	0.3 U	0.3 U	0.5 U
trans-1,2-Dichloroethene	1.2 U	0.2 U	0.2 U	0.5 U
cis-1,2-Dichloroethene	26	1.1	3.6	15
Chloroform	1.2 U	0.2 U	0.3	0.5 U
1,2-Dichloroethane	1.8 U	0.4 U	0.4 U	0.7 U
2-Butanone	8.2 U	1.6 U	1.6 U	380
1,1,1-Trichloroethane	1.3 U	0.3 U	0.3 U	0.5 U
CarbonTetrachloride	1.5 U	0.3 U	0.3 U	0.6 U
Bromodichloromethane	1.0 U	0.2 U	0.2 U	0.4 U
1,2-Dichloropropane	1.8 U	0.4 U	0.4 U	0.7 U
(1) cis-1,3-Dichloropropene	1.5 U	0.3 U	0.3 U	0.6 U
Trichloroethene	290	22	36	50
Dibromochloromethane	1.4 U	0.3 U	0.3 U	0.5 U
1,1,2-Trichloroethane	1.4 U	0.3 U	0.3 U	0.6 U
Benzene	1.4 U	0.3 U	0.3 U	0.6 U
(1) trans-1,3-Dichloropropene	1.4 U	0.3 U	0.3 U	0.6 U
Bromoform	1.4 U	0.3 U	0.3 U	0.6 U
4-Methyl-2-Pentanone	4.1 U	0.8 U	0.8 U	1.6 U
2-Hexanone	4.6 U	0.9 U	0.9 U	1.9 U
Tetrachloroethene	2.8	0.7	0.2 U	0.5 U
1,1,2,2-Tetrachloroethane	1.6 U	0.3 U	0.3 U	0.6 U
Toluene	1.2 U	0.2 U	0.2 U	0.5 U
Chlorobenzene	1.0 U	0.2 U	0.2 U	0.4 U
Ethylbenzene	0.8 U	0.2 U	0.2 U	0.3 U
Styrene	1.2 U	0.2 U	0.2 U	0.5 U
Xylene(Total)	0.9 U	0.2 U	0.2 U	0.4 U

Checked By: _____
___ OK
___ Make Corrections

Total Confident Conc. VOAs (s)	319	24	40	445
Total Estimated Conc. VOA TICs (s)	0	0	0	40

(1) Values listed reflect the combined s
^ Value is a revision to the Class IIA gf 997 policy memo issued by Assistant Commissioner R. Gimello.

Qualifiers
U - The compound was not detected at the indicated
J - Data indicates the presence of a compound that
The concentration given is an approximate value
B - The analyte was found in the laboratory blank as
NR - Not analyzed.

Checked By: _____
___ OK
___ Make Corrections

Sample ID	TE-MW-2-17	TE-MW-2-16	TE-MW-2-15	W3-30A
Lab Sample Number	347496	347497	347498	347499
Sampling Date	04/29/02	04/29/02	04/29/02	04/29/02
Matrix	WATER	WATER	WATER	WATER
Dilution Factor	1.0	1.0	1.0	1.0
Units	ug/L	ug/L	ug/L	ug/L
SEMIVOLATILE COMPOUNDS (GC/MS)				
Phenol	0.3 U	1.8	3.1	0.3 U
2-Chlorophenol	1.4 U	1.5 U	1.4 U	1.4 U
2-Methylphenol	2.4 U	2.5 U	2.4 U	2.4 U
4-Methylphenol	2.6 U	2.6 U	2.6 U	2.6 U
2-Nitrophenol	1.2 U	1.2 U	1.2 U	1.2 U
2,4-Dimethylphenol	1.6 U	1.6 U	1.6 U	1.6 U
2,4-Dichlorophenol	2.2 U	2.2 U	2.2 U	2.2 U
4-Chloro-3-methylphenol	2.1 U	2.1 U	2.1 U	2.1 U
2,4,6-Trichlorophenol	1.7 U	1.7 U	1.7 U	1.7 U
2,4,5-Trichlorophenol	5.0 U	5.1 U	5.0 U	5.0 U
2,4-Dinitrophenol	0.4 U	0.4 U	0.4 U	0.4 U
4-Nitrophenol	0.8 U	0.8 U	0.8 U	0.8 U
4,6-Dinitro-2-methylphenol	1.3 U	1.3 U	1.3 U	1.3 U
Pentachlorophenol	1.2 U	1.2 U	1.2 U	1.2 U
bis(2-Chloroethyl)ether	0.6 U	0.6 U	0.6 U	0.6 U
1,3-Dichlorobenzene	0.8 U	0.8 U	0.8 U	0.8 U
1,4-Dichlorobenzene	0.8 U	0.8 U	0.8 U	0.8 U
1,2-Dichlorobenzene	0.9 U	0.9 U	0.9 U	0.9 U
bis(2-chloroisopropyl)ether	0.5 U	0.5 U	0.5 U	0.5 U
N-Nitroso-di-n-propylamine	1.2 U	1.3 U	1.2 U	1.2 U
Hexachloroethane	0.9 U	0.9 U	0.9 U	0.9 U
Nitrobenzene	0.8 U	0.8 U	0.8 U	0.8 U
Isophorone	0.2 U	0.2 U	0.2 U	0.2 U
bis(2-Chloroethoxy)methane	0.7 U	0.7 U	0.7 U	0.7 U
1,2,4-Trichlorobenzene	0.8 U	0.8 U	0.8 U	0.8 U
Naphthalene	0.6 U	0.7 U	0.6 U	0.6 U
4-Chloroaniline	1.4 U	1.4 U	1.4 U	1.4 U
Hexachlorobutadiene	1.2 U	1.2 U	1.2 U	1.2 U
2-Methylnaphthalene	0.9 U	0.9 U	0.9 U	0.9 U
Hexachlorocyclopentadiene	1.7 U	1.7 U	1.7 U	1.7 U
2-Chloronaphthalene	0.8 U	0.8 U	0.8 U	0.8 U
2-Nitroaniline	0.5 U	0.5 U	0.5 U	0.5 U
Dimethylphthalate	0.6 U	0.6 U	0.6 U	0.6 U
Acenaphthylene	0.6 U	0.6 U	0.6 U	0.6 U
(1) 2,6-Dinitrotoluene	0.4 U	0.4 U	0.4 U	0.4 U
3-Nitroaniline	0.4 U	0.4 U	0.4 U	0.4 U
Acenaphthene	0.6 U	0.6 U	0.6 U	0.6 U
Dibenzofuran	0.7 U	0.7 U	0.7 U	0.7 U

Checked By: _____
___ OK
___ Make Corrections

(1)	2,4-Dinitrotoluene	0.3 U	0.3 U	0.3 U	0.3 U
	Diethylphthalate	0.5	0.6	0.4 U	0.8
	4-Chlorophenyl-phenylether	0.9 U	0.9 U	0.9 U	0.9 U
	Fluorene	0.6 U	0.6 U	0.6 U	0.6 U
	4-Nitroaniline	0.6 U	0.6 U	0.6 U	0.6 U
	N-Nitrosodiphenylamine	0.5 U	0.5 U	0.5 U	0.5 U
	4-Bromophenyl-phenylether	2.0 U	2.0 U	2.0 U	2.0 U
	Hexachlorobenzene	1.1 U	1.2 U	1.1 U	1.1 U
	Phenanthrene	0.5 U	0.5 U	0.5 U	0.5 U
	Anthracene	0.4 U	0.4 U	0.4 U	0.4 U
	Carbazole	1.2 U	1.2 U	1.2 U	1.2 U
	Di-n-butylphthalate	0.4 U	0.4 U	0.4 U	0.4 U
	Fluoranthene	0.4 U	0.4 U	0.4 U	0.4 U
	Pyrene	0.4 U	0.4 U	0.4 U	0.4 U
	Butylbenzylphthalate	0.4 U	0.4 U	0.4 U	0.4 U
	3,3'-Dichlorobenzidine	1.3 U	1.4 U	1.3 U	1.3 U
	Benzo(a)anthracene	0.4 U	0.4 U	0.4 U	0.4 U
	Chrysene	0.5 U	0.5 U	0.5 U	0.5 U
	bis(2-Ethylhexyl)phthalate	3.1 B	5.9 B	3.5 B	9.8 B
	Di-n-octylphthalate	0.1 U	0.2	0.1 U	0.4
	Benzo(b)fluoranthene	0.3 U	0.3 U	0.3 U	0.3 U
	Benzo(k)fluoranthene	0.8 U	0.9 U	0.8 U	0.8 U
	Benzo(a)pyrene	0.2 U	0.2 U	0.2 U	0.2 U
	Indeno(1,2,3-cd)pyrene	0.1 U	0.1 U	0.1 U	0.1 U
	Dibenz(a,h)anthracene	0.6 U	0.7 U	0.6 U	0.6 U
	Benzo(g,h,i)perylene	0.4 U	0.4 U	0.4 U	0.4 U
Total Confident Conc. BNAs (s)		0.5	2.6	3.1	1.2
Total Estimated Conc. BNA TICs (s)		31	28	0	503

(1) Values listed reflect the combined s

^ Value is a revision to the Class IIA gr1997 policy memo issued by Assistant Commissioner R. Gimello.

Qualifiers

U - The compound was not detected at the indicated

J - Data indicates the presence of a compound that
The concentration given is an approximate value

B - The analyte was found in the laboratory blank as

NR - Not analyzed.

Checked By: _____

___ OK

___ Make Corrections

SUMMARY OF ANALYTICAL RESULTS

The Action Levels listed reflect current STL Edison knowledge of the standards and are intended as general guidance for the user. Please consult appropriate regulations and cleanup standards for your specific application.

Sample ID	New York TAGM	TE-MW-1A-13	TE-MW-1A-10	TE-MW-1A-12	TE-MW-2-29
Lab Sample Number	Rec. Soil	347837	347838	347839	347840
Sampling Date	Cleanup Objective	04/30/02	04/30/02	04/30/02	04/30/02
Matrix	Criteria (ug/l)	WATER	WATER	WATER	WATER
Dilution Factor		1.0	1.0	5.0	1.0
Units		ug/L	ug/L	ug/L	ug/L
VOLATILE COMPOUNDS (GC/MS)					
Chloromethane	NA	0.4 U	0.4 U	2.2 U	0.4 U
Bromomethane	NA	0.3 U	0.3 U	1.6 U	0.3 U
VinylChloride	200	0.3 U	0.3 U	1.4 U	0.3 U
Chloroethane	1900	0.5 U	0.5 U	2.4 U	0.5 U
MethyleneChloride	100	0.9 U	0.9 U	4.4 U	0.9 U
Acetone	200	0.7 U	0.7 U	3.6 U	0.7 U
CarbonDisulfide	2700	0.3 U	0.3 U	1.5 U	0.3 U
1,1-Dichloroethene	400	0.3 U	0.3 U	1.4 U	0.3 U
1,1-Dichloroethane	200	0.3 U	0.3 U	1.4 U	0.3 U
trans-1,2-Dichloroethene	300	0.2 U	0.2 U	30	0.2 U
cis-1,2-Dichloroethene	NA	6.0	0.3 U	120	3.1
Chloroform	300	0.2 U	0.2 U	1.2 U	0.2 U
1,2-Dichloroethane	100	0.4 U	0.4 U	1.8 U	0.4 U
2-Butanone	300	1.6 U	1.6 U	8.2 U	1.6 U
1,1,1-Trichloroethane	800	0.3 U	0.3 U	1.3 U	0.3 U
CarbonTetrachloride	600	0.3 U	0.3 U	1.5 U	0.3 U
Bromodichloromethane	NA	0.2 U	0.2 U	1.0 U	0.2 U
1,2-Dichloropropane	NA	0.4 U	0.4 U	1.8 U	0.4 U
(1) cis-1,3-Dichloropropene	NA	0.3 U	0.3 U	1.5 U	0.3 U
Trichloroethene	700	91	0.1 U	760	66
Dibromochloromethane	NA	0.3 U	0.3 U	1.4 U	0.3 U
1,1,2-Trichloroethane	NA	0.3 U	0.3 U	1.4 U	0.3 U
Benzene	60	0.3 U	0.3 U	1.4 U	0.3 U
(1) trans-1,3-Dichloropropene	NA	0.3 U	0.3 U	1.4 U	0.3 U
Bromoform	NA	0.3 U	0.3 U	1.4 U	0.3 U
4-Methyl-2-Pentanone	1000	0.8 U	0.8 U	4.1 U	0.8 U
2-Hexanone	NA	0.9 U	0.9 U	4.6 U	0.9 U
Tetrachloroethene	1400	0.6	0.2 U	8.3	1.4
1,1,2,2-Tetrachloroethane	600	0.3 U	0.3 U	1.6 U	0.3 U
Toluene	1500	0.2 U	0.2 U	1.2 U	0.2 U
Chlorobenzene	1700	0.2 U	0.2 U	1.0 U	0.2 U
Ethylbenzene	5500	0.2 U	0.2 U	0.8 U	0.2 U
Styrene	NA	0.2 U	0.2 U	1.2 U	0.2 U
Xylene(Total)	1200	0.2 U	0.2 U	0.9 U	0.2 U

Checked By: _____
___ OK
___ Make Corrections

Total Confident Conc. VOAs (s)		98	0	918	71
Total Estimated Conc. VOA TICs (s)		0	0	0	0

(1) Values listed reflect the combined standards for the cis and trans isomers of 1,3-Dichloropropene.
^ Value is a revision to the Class IIA ground water quality standard based upon the November 18, 1996 Safe Drinking Water Act maximum contaminant level changes and the February 5, '

Qualifiers

U - The compound was not detected at the indicated concentration.
J - Data indicates the presence of a compound that meets the identification criteria. The result is less than the quantitation limit but greater than zero. The concentration given is an approximate value.
B - The analyte was found in the laboratory blank as well as the sample. This indicates possible laboratory contamination of the environmental sample.
NR - Not analyzed.

Checked By: _____
___ OK
___ Make Corrections

Sample ID Lab Sample Number Sampling Date Matrix Dilution Factor Units	New York TAGM Rec. Soil Cleanup Objective Criteria (ug/l)	TE-MW-1A-13 347837 04/30/02 WATER 1.0 ug/L	TE-MW-1A-10 347838 04/30/02 WATER 1.0 ug/L	TE-MW-1A-12 347839 04/30/02 WATER 1.0 ug/L	TE-MW-2-29 347840 04/30/02 WATER 1.0 ug/L
SEMIVOLATILE COMPOUNDS (GC/MS)					
Phenol	30 or MDL	0.3 U	0.3 U	0.3 U	0.3 U
2-Chlorophenol	800	1.4 U	1.4 U	1.4 U	1.4 U
2-Methylphenol	100 or MDL	2.4 U	2.4 U	2.4 U	2.4 U
4-Methylphenol	900	2.5 U	2.5 U	2.5 U	2.5 U
2-Nitrophenol	330 or MDL	1.2 U	1.2 U	1.2 U	1.2 U
2,4-Dimethylphenol	NA	1.6 U	1.5 U	1.5 U	1.5 U
2,4-Dichlorophenol	400	2.1 U	2.1 U	2.1 U	2.1 U
4-Chloro-3-methylphenol	260 or MDL	2.0 U	2.0 U	2.0 U	2.0 U
2,4,6-Trichlorophenol	NA	1.7 U	1.6 U	1.6 U	1.6 U
2,4,5-Trichlorophenol	100	5.0 U	4.9 U	4.9 U	4.9 U
2,4-Dinitrophenol	200 or MDL	0.4 U	0.4 U	0.4 U	0.4 U
4-Nitrophenol	100 or MDL	0.8 U	0.8 U	0.8 U	0.8 U
4,6-Dinitro-2-methylphenol	NA	1.3 U	1.3 U	1.3 U	1.3 U
Pentachlorophenol	1000	1.2 U	1.2 U	1.2 U	1.2 U
bis(2-Chloroethyl)ether	NA	0.6 U	0.6 U	0.6 U	0.6 U
1,3-Dichlorobenzene	1600	0.8 U	0.8 U	0.8 U	0.8 U
1,4-Dichlorobenzene	8500	0.8 U	0.8 U	0.8 U	0.8 U
1,2-Dichlorobenzene	7900	0.8 U	0.8 U	0.8 U	0.8 U
bis(2-chloroisopropyl)ether	NA	0.5 U	0.5 U	0.5 U	0.5 U
N-Nitroso-di-n-propylamine	NA	1.2 U	1.2 U	1.2 U	1.2 U
Hexachloroethane	NA	0.9 U	0.9 U	0.9 U	0.9 U
Nitrobenzene	200 or MDL	0.8 U	0.8 U	0.8 U	0.8 U
Isophorone	4400	0.2 U	0.2 U	0.2 U	0.2 U
bis(2-Chloroethoxy)methane	NA	0.7 U	0.6 U	0.6 U	0.6 U
1,2,4-Trichlorobenzene	3400	0.8 U	0.8 U	0.8 U	0.8 U
Naphthalene	13000	0.6 U	0.6 U	0.6 U	0.6 U
4-Chloroaniline	220 or MDL	1.4 U	1.3 U	1.3 U	1.3 U
Hexachlorobutadiene	NA	1.2 U	1.2 U	1.2 U	1.2 U
2-Methylnaphthalene	36400	0.8 U	0.8 U	0.8 U	0.8 U
Hexachlorocyclopentadiene	NA	1.7 U	1.7 U	1.7 U	1.7 U
2-Chloronaphthalene	NA	0.8 U	0.8 U	0.8 U	0.8 U
2-Nitroaniline	430 or MDL	0.5 U	0.5 U	0.5 U	0.5 U
Dimethylphthalate	2000	0.6 U	0.5 U	0.5 U	0.5 U
Acenaphthylene	41000	0.6 U	0.6 U	0.6 U	0.6 U
(1) 2,6-Dinitrotoluene	1000	0.4 U	0.4 U	0.4 U	0.4 U
3-Nitroaniline	500 or MDL	0.3 U	0.3 U	0.3 U	0.3 U
Acenaphthene	50000	0.6 U	0.6	0.6 U	0.6 U
Dibenzofuran	6200	0.7 U	0.7 U	0.7 U	0.7 U

Checked By: _____
___ OK
___ Make Corrections

(1) 2,4-Dinitrotoluene	NA	0.3 U	0.3 U	0.3 U	0.3 U
Diethylphthalate	7100	0.4 U	0.4 U	0.4 U	5.5
4-Chlorophenyl-phenylether	NA	0.9 U	0.8 U	0.8 U	0.8 U
Fluorene	50000	0.6 U	0.6 U	0.6 U	0.6 U
4-Nitroaniline	NA	0.6 U	0.6 U	0.6 U	0.6 U
N-Nitrosodiphenylamine	NA	0.5 U	0.5 U	0.5 U	0.5 U
4-Bromophenyl-phenylether	NA	2.0 U	1.9 U	1.9 U	1.9 U
Hexachlorobenzene	410	1.1 U	1.1 U	1.1 U	1.1 U
Phenanthrene	50000	0.5 U	0.5 U	0.5 U	0.5 U
Anthracene	50000	0.4 U	0.4 U	0.4 U	0.4 U
Carbazole	NA	1.2 U	1.1 U	1.1 U	1.1 U
Di-n-butylphthalate	8100	0.4 U	0.4 U	0.4 U	0.4 U
Fluoranthene	50000	0.4 U	0.4 U	0.4 U	0.4 U
Pyrene	50000	0.4 U	0.4 U	0.4 U	0.4 U
Butylbenzylphthalate	50000	0.4 U	0.4	0.4 U	0.4 U
3,3'-Dichlorobenzidine	NA	1.3 U	1.3 U	1.3 U	1.3 U
Benzo(a)anthracene	224 or MDL	0.4 U	0.4 U	0.4 U	0.4 U
Chrysene	600	0.5 U	0.5 U	0.5 U	0.5 U
bis(2-Ethylhexyl)phthalate	50000	2.8 B	5.0	4.4	9.1
Di-n-octylphthalate	50000	0.2	0.5	0.2	1.2
Benzo(b)fluoranthene	1100	0.3 U	0.3 U	0.3 U	0.3 U
Benzo(k)fluoranthene	1100	0.8 U	0.8 U	0.8 U	0.8 U
Benzo(a)pyrene	62 or MDL	0.2 U	0.2 U	0.2 U	0.2 U
Indeno(1,2,3-cd)pyrene	3200	0.1 U	0.1 U	0.1 U	0.1 U
Dibenz(a,h)anthracene	14 or MDL	0.6 U	0.6 U	0.6 U	0.6 U
Benzo(g,h,i)perylene	50000	0.4 U	0.4 U	0.4 U	0.4 U
Total Confident Conc. BNAs (s)		0.2	6.5	4.6	16
Total Estimated Conc. BNA TICs (s)		84	0	62	83

(1) Values listed reflect the combined standards for the 2,4/2,6-Dinitrotoluene mixture.
^ Value is a revision to the Class IIA ground water quality standard based upon the November 18, 1996 Safe Drinking Water Act maximum contaminant level changes and the February 5, '

Qualifiers

U - The compound was not detected at the indicated concentration.
J - Data indicates the presence of a compound that meets the identification criteria. The result is less than the quantitation limit but greater than zero. The concentration given is an approximate value.
B - The analyte was found in the laboratory blank as well as the sample. This indicates possible laboratory contamination of the environmental sample.
NR - Not analyzed.

Checked By: _____
___ OK
___ Make Corrections

The Action Levels listed reflect current guidance for the user. Please consult

Sample ID	TE-MW-QA4	TE-MW-2-20
Lab Sample Number	347841	347842
Sampling Date	04/30/02	04/30/02
Matrix	WATER	WATER
Dilution Factor	10.0	1.0
Units	ug/L	ug/L
VOLATILE COMPOUNDS (GC/MS)		
Chloromethane	4.3 U	0.4 U
Bromomethane	3.2 U	0.3 U
VinylChloride	2.9 U	0.3 U
Chloroethane	4.8 U	0.5 U
MethyleneChloride	8.8 U	0.9 U
Acetone	7.1 U	0.7 U
CarbonDisulfide	3.0 U	0.3 U
1,1-Dichloroethene	2.9 U	0.3 U
1,1-Dichloroethane	2.7 U	0.3 U
trans-1,2-Dichloroethene	19	0.2 U
cis-1,2-Dichloroethene	230	0.3 U
Chloroform	2.5 U	0.2 U
1,2-Dichloroethane	3.6 U	0.4 U
2-Butanone	16 U	1.6 U
1,1,1-Trichloroethane	2.6 U	0.3 U
CarbonTetrachloride	3.0 U	0.3 U
Bromodichloromethane	2.0 U	0.2 U
1,2-Dichloropropane	3.5 U	0.4 U
(1) cis-1,3-Dichloropropene	3.0 U	0.3 U
Trichloroethene	1800	0.1 U
Dibromochloromethane	2.7 U	0.3 U
1,1,2-Trichloroethane	2.8 U	0.3 U
Benzene	2.9 U	0.3 U
(1) trans-1,3-Dichloropropene	2.8 U	0.3 U
Bromoform	2.9 U	0.3 U
4-Methyl-2-Pentanone	8.2 U	0.8 U
2-Hexanone	9.3 U	0.9 U
Tetrachloroethene	16	0.2 U
1,1,2,2-Tetrachloroethane	3.1 U	0.3 U
Toluene	2.4 U	0.2 U
Chlorobenzene	2.1 U	0.2 U
Ethylbenzene	1.5 U	0.2 U
Styrene	2.3 U	0.2 U
Xylene(Total)	1.8 U	0.2 U

Checked By: _____
___ OK
___ Make Corrections

Total Confident Conc. VOAs (s)	2065	0
Total Estimated Conc. VOA TICs (s)	0	6.0

(1) Values listed reflect the combined s
^ Value is a revision to the Class IIA gr 997 policy memo issued by Assistant Commissioner R. Gimello.

Qualifiers

U - The compound was not detected at the indicated
J - Data indicates the presence of a compound that
The concentration given is an approximate value
B - The analyte was found in the laboratory blank as
NR - Not analyzed.

Checked By: _____
___ OK
___ Make Corrections

Sample ID	TE-MW-QA4	TE-MW-2-20
Lab Sample Number	347841	347842
Sampling Date	04/30/02	04/30/02
Matrix	WATER	WATER
Dilution Factor	1.0	1.0
Units	ug/L	ug/L
SEMIVOLATILE COMPOUNDS (GC/MS)		
Phenol	0.3 U	0.3 U
2-Chlorophenol	1.6 U	1.4 U
2-Methylphenol	2.7 U	2.4 U
4-Methylphenol	2.8 U	2.5 U
2-Nitrophenol	1.3 U	1.2 U
2,4-Dimethylphenol	1.7 U	1.5 U
2,4-Dichlorophenol	2.4 U	2.1 U
4-Chloro-3-methylphenol	2.2 U	2.0 U
2,4,6-Trichlorophenol	1.8 U	1.6 U
2,4,5-Trichlorophenol	5.5 U	4.9 U
2,4-Dinitrophenol	0.4 U	0.4 U
4-Nitrophenol	0.9 U	0.8 U
4,6-Dinitro-2-methylphenol	1.4 U	1.3 U
Pentachlorophenol	1.3 U	1.2 U
bis(2-Chloroethyl)ether	0.7 U	0.6 U
1,3-Dichlorobenzene	0.9 U	0.8 U
1,4-Dichlorobenzene	0.9 U	0.8 U
1,2-Dichlorobenzene	0.9 U	0.8 U
bis(2-chloroisopropyl)ether	0.6 U	0.5 U
N-Nitroso-di-n-propylamine	1.4 U	1.2 U
Hexachloroethane	1.0 U	0.9 U
Nitrobenzene	0.8 U	0.8 U
Isophorone	0.2 U	0.2 U
bis(2-Chloroethoxy)methane	0.7 U	0.6 U
1,2,4-Trichlorobenzene	0.9 U	0.8 U
Naphthalene	0.7 U	0.6 U
4-Chloroaniline	1.5 U	1.3 U
Hexachlorobutadiene	1.3 U	1.1 U
2-Methylnaphthalene	0.9 U	0.8 U
Hexachlorocyclopentadiene	1.9 U	1.7 U
2-Chloronaphthalene	0.9 U	0.8 U
2-Nitroaniline	0.5 U	0.5 U
Dimethylphthalate	0.6 U	0.5 U
Acenaphthylene	0.7 U	0.6 U
(1) 2,6-Dinitrotoluene	0.4 U	0.4 U
3-Nitroaniline	0.4 U	0.3 U
Acenaphthene	0.6 U	0.6 U
Dibenzofuran	0.8 U	0.7 U

Checked By: _____
___ OK
___ Make Corrections

(1)	2,4-Dinitrotoluene	0.3 U	0.2 U
	Diethylphthalate	0.5 U	0.6
	4-Chlorophenyl-phenylether	0.9 U	0.8 U
	Fluorene	0.7 U	0.6 U
	4-Nitroaniline	0.7 U	0.6 U
	N-Nitrosodiphenylamine	0.6 U	0.5 U
	4-Bromophenyl-phenylether	2.2 U	1.9 U
	Hexachlorobenzene	1.2 U	1.1 U
	Phenanthrene	0.6 U	0.5 U
	Anthracene	0.5 U	0.4 U
	Carbazole	1.3 U	1.1 U
	Di-n-butylphthalate	0.5 U	0.4 U
	Fluoranthene	0.5 U	0.4 U
	Pyrene	0.5 U	0.4 U
	Butylbenzylphthalate	0.4 U	0.4 U
	3,3'-Dichlorobenzidine	1.5 U	1.3 U
	Benzo(a)anthracene	0.4 U	0.4 U
	Chrysene	0.6 U	0.5 U
	bis(2-Ethylhexyl)phthalate	12	9.2
	Di-n-octylphthalate	0.4	1.2
	Benzo(b)fluoranthene	0.3 U	0.3 U
	Benzo(k)fluoranthene	0.9 U	0.8 U
	Benzo(a)pyrene	0.2 U	0.2 U
	Indeno(1,2,3-cd)pyrene	0.2 U	0.1 U
	Dibenz(a,h)anthracene	0.7 U	0.6 U
	Benzo(g,h,i)perylene	0.4 U	0.4 U
Total Confident Conc. BNAs (s)		12	11
Total Estimated Conc. BNA TICs (s)		200	0

(1) Values listed reflect the combined s

^ Value is a revision to the Class IIA gr1997 policy memo issued by Assistant Commissioner R. Gimello.

Qualifiers

U - The compound was not detected at the indicated

J - Data indicates the presence of a compound that
The concentration given is an approximate value

B - The analyte was found in the laboratory blank as

NR - Not analyzed.

Checked By: _____

___ OK

___ Make Corrections

SUMMARY OF ANALYTICAL RESULTS

The Action Levels listed reflect current STL Edison knowledge of the standards and are intended as general guidance for the user. Please consult appropriate regulations and cleanup standards for your specific application.

Sample ID	New York TAGM Rec. Soil Cleanup Objective Criteria (ug/l)	TE-MW-1A-11	TE-MW-2-18-B	TE-MW-1A-9	TE-MW-2-19
Lab Sample Number		348052	348053	348054	348055
Sampling Date		05/01/02	05/01/02	05/01/02	05/01/02
Matrix		WATER	WATER	WATER	WATER
Dilution Factor		25.0	5.0	1.0	1.0
Units		ug/L	ug/L	ug/L	ug/L
VOLATILE COMPOUNDS (GC/MS)					
Chloromethane	NA	11 U	2.2 U	0.4 U	0.4 U
Bromomethane	NA	8.0 U	1.6 U	0.3 U	0.3 U
VinylChloride	200	7.2 U	1.4 U	0.3 U	0.3 U
Chloroethane	1900	12 U	2.4 U	0.5 U	0.5 U
MethyleneChloride	100	22 U	4.4 U	0.9 U	0.9 U
Acetone	200	18 U	3.6 U	0.7 U	0.7 U
CarbonDisulfide	2700	7.5 U	1.5 U	0.3 U	0.3 U
1,1-Dichloroethene	400	7.2 U	1.4 U	0.3 U	0.3 U
1,1-Dichloroethane	200	6.8 U	1.4 U	0.3 U	0.3 U
trans-1,2-Dichloroethene	300	29	1.2 U	0.2 U	0.2 U
cis-1,2-Dichloroethene	NA	250	20	0.4	0.3 U
Chloroform	300	6.2 U	1.2 U	0.2 U	0.2 U
1,2-Dichloroethane	100	9.0 U	1.8 U	0.4 U	0.4 U
2-Butanone	300	41 U	8.2 U	1.6 U	1.6 U
1,1,1-Trichloroethane	800	6.5 U	1.3 U	0.3 U	0.3 U
CarbonTetrachloride	600	7.5 U	1.5 U	0.3 U	0.3 U
Bromodichloromethane	NA	5.0 U	1.0 U	0.2 U	0.2 U
1,2-Dichloropropane	NA	8.8 U	1.8 U	0.4 U	0.4 U
(1) cis-1,3-Dichloropropene	NA	7.5 U	1.5 U	0.3 U	0.3 U
Trichloroethene	700	2900	390	1.2	0.5
Dibromochloromethane	NA	6.8 U	1.4 U	0.3 U	0.3 U
1,1,2-Trichloroethane	NA	7.0 U	1.4 U	0.3 U	0.3 U
Benzene	60	7.2 U	1.4 U	0.3 U	0.6
(1) trans-1,3-Dichloropropene	NA	7.0 U	1.4 U	0.3 U	0.3 U
Bromoform	NA	7.2 U	1.4 U	0.3 U	0.3 U
4-Methyl-2-Pentanone	1000	20 U	4.1 U	0.8 U	0.8 U
2-Hexanone	NA	23 U	4.6 U	0.9 U	0.9 U
Tetrachloroethene	1400	17	7.9	2.4	0.2 U
1,1,2,2-Tetrachloroethane	600	7.8 U	1.6 U	0.3 U	0.3 U
Toluene	1500	6.0 U	1.2 U	0.2 U	0.2 U
Chlorobenzene	1700	5.2 U	1.0 U	0.2 U	0.2 U
Ethylbenzene	5500	3.8 U	0.8 U	0.2 U	0.2 U
Styrene	NA	5.8 U	1.2 U	0.2 U	0.2 U
Xylene(Total)	1200	4.5 U	0.9 U	0.2 U	0.2 U

Checked By: _____
___ OK
___ Make Corrections

Total Confident Conc. VOAs (s)		3196	418	4.0	1.1
Total Estimated Conc. VOA TICs (s)		0	0	4.1	4.1

(1) Values listed reflect the combined standards for the cis and trans isomers of 1,3-Dichloropropene.
^ Value is a revision to the Class IIA ground water quality standard based upon the November 18, 1996 Safe Drinking Water Act maximum contaminant level changes and the February 5, '

Qualifiers

U - *The compound was not detected at the indicated concentration.*
J - Data indicates the presence of a compound that meets the identification criteria. The result is less than the quantitation limit but greater than zero. *The concentration given is an approximate value.*
B - The analyte was found in the laboratory blank as well as the sample. This indicates possible laboratory contamination of the environmental sample.
NR - *Not analyzed.*

Checked By: _____
___ OK
___ Make Corrections

Sample ID	New York TAGM	TE-MW-1A-11	TE-MW-2-18-B	TE-MW-1A-9	TE-MW-2-19
Lab Sample Number	Rec. Soil	348052	348053	348054	348055
Sampling Date	Cleanup Objective	05/01/02	05/01/02	05/01/02	05/01/02
Matrix	Criteria (ug/l)	WATER	WATER	WATER	WATER
Dilution Factor			1.0	1.0	1.0
Units			ug/L	ug/L	ug/L
SEMIVOLATILE COMPOUNDS (GC/MS)					
Phenol	30 or MDL	NR	0.3 U	0.3 U	0.3 U
2-Chlorophenol	800	NR	1.5 U	1.4 U	1.4 U
2-Methylphenol	100 or MDL	NR	2.5 U	2.4 U	2.4 U
4-Methylphenol	900	NR	2.6 U	2.5 U	2.5 U
2-Nitrophenol	330 or MDL	NR	1.2 U	1.2 U	1.2 U
2,4-Dimethylphenol	NA	NR	1.6 U	1.5 U	1.6 U
2,4-Dichlorophenol	400	NR	2.2 U	2.1 U	2.1 U
4-Chloro-3-methylphenol	260 or MDL	NR	2.1 U	2.0 U	2.0 U
2,4,6-Trichlorophenol	NA	NR	1.7 U	1.6 U	1.7 U
2,4,5-Trichlorophenol	100	NR	5.1 U	4.9 U	5.0 U
2,4-Dinitrophenol	200 or MDL	NR	0.4 U	0.4 U	0.4 U
4-Nitrophenol	100 or MDL	NR	0.8 U	0.8 U	0.8 U
4,6-Dinitro-2-methylphenol	NA	NR	1.3 U	1.3 U	1.3 U
Pentachlorophenol	1000	NR	1.2 U	1.2 U	1.2 U
bis(2-Chloroethyl)ether	NA	NR	0.6 U	0.6 U	24
1,3-Dichlorobenzene	1600	NR	0.8 U	0.8 U	0.8 U
1,4-Dichlorobenzene	8500	NR	0.8 U	0.8 U	0.8 U
1,2-Dichlorobenzene	7900	NR	0.9 U	0.8 U	0.8 U
bis(2-chloroisopropyl)ether	NA	NR	0.5 U	0.5 U	0.5 U
N-Nitroso-di-n-propylamine	NA	NR	1.3 U	1.2 U	1.2 U
Hexachloroethane	NA	NR	0.9 U	0.9 U	0.9 U
Nitrobenzene	200 or MDL	NR	0.8 U	0.8 U	0.8 U
Isophorone	4400	NR	0.2 U	0.2 U	0.2 U
bis(2-Chloroethoxy)methane	NA	NR	0.7 U	0.6 U	0.7 U
1,2,4-Trichlorobenzene	3400	NR	0.8 U	0.8 U	0.8 U
Naphthalene	13000	NR	0.7 U	0.6 U	0.6 U
4-Chloroaniline	220 or MDL	NR	1.4 U	1.3 U	1.4 U
Hexachlorobutadiene	NA	NR	1.2 U	1.2 U	1.2 U
2-Methylnaphthalene	36400	NR	0.9 U	0.8 U	0.8 U
Hexachlorocyclopentadiene	NA	NR	1.7 U	1.7 U	1.7 U
2-Chloronaphthalene	NA	NR	0.8 U	0.8 U	0.8 U
2-Nitroaniline	430 or MDL	NR	0.5 U	0.5 U	0.5 U
Dimethylphthalate	2000	NR	0.6 U	0.5 U	0.6 U
Acenaphthylene	41000	NR	0.6 U	0.6 U	0.6 U
(1) 2,6-Dinitrotoluene	1000	NR	0.4 U	0.4 U	0.4 U
3-Nitroaniline	500 or MDL	NR	0.4 U	0.3 U	0.3 U
Acenaphthene	50000	NR	0.6 U	0.6 U	0.6 U
Dibenzofuran	6200	NR	0.7 U	0.7 U	0.7 U

Checked By: _____
___ OK
___ Make Corrections

(1)	2,4-Dinitrotoluene	NA	NR	0.3 U	0.3 U	0.3 U
	Diethylphthalate	7100	NR	0.4 U	0.4 U	0.4 U
	4-Chlorophenyl-phenylether	NA	NR	0.9 U	0.8 U	0.9 U
	Fluorene	50000	NR	0.6 U	0.6 U	0.6 U
	4-Nitroaniline	NA	NR	0.6 U	0.6 U	0.6 U
	N-Nitrosodiphenylamine	NA	NR	0.5 U	0.5 U	0.6
	4-Bromophenyl-phenylether	NA	NR	2.0 U	1.9 U	2.0 U
	Hexachlorobenzene	410	NR	1.2 U	1.1 U	1.1 U
	Phenanthrene	50000	NR	0.5 U	0.5 U	0.5 U
	Anthracene	50000	NR	0.4 U	0.4 U	0.4 U
	Carbazole	NA	NR	1.2 U	1.1 U	1.2 U
	Di-n-butylphthalate	8100	NR	0.4 U	0.4 U	0.4 U
	Fluoranthene	50000	NR	0.4 U	0.4 U	0.5
	Pyrene	50000	NR	0.4 U	0.4 U	0.7
	Butylbenzylphthalate	50000	NR	0.8	0.4 U	0.4 U
	3,3'-Dichlorobenzidine	NA	NR	1.4 U	1.3 U	1.3 U
	Benzo(a)anthracene	224 or MDL	NR	0.4 U	0.4 U	0.4 U
	Chrysene	600	NR	0.5 U	0.5 U	0.5 U
	bis(2-Ethylhexyl)phthalate	50000	NR	8.6 B	1.1 B	6.2 B
	Di-n-octylphthalate	50000	NR	0.1 U	0.1 U	0.1 U
	Benzo(b)fluoranthene	1100	NR	0.3 U	0.3 U	0.3 U
	Benzo(k)fluoranthene	1100	NR	0.9 U	0.8 U	0.8 U
	Benzo(a)pyrene	62 or MDL	NR	0.2 U	0.2 U	0.2 U
	Indeno(1,2,3-cd)pyrene	3200	NR	0.1 U	0.1 U	0.1 U
	Dibenz(a,h)anthracene	14 or MDL	NR	0.7 U	0.6 U	0.6 U
	Benzo(g,h,i)perylene	50000	NR	0.4 U	0.4 U	0.4 U
Total Confident Conc. BNAs (s)				0.8	0	26
Total Estimated Conc. BNA TICs (s)				25	0	104

(1) *Values listed reflect the combined standards for the 2,4/2,6-Dinitrotoluene mixture.*

^ Value is a revision to the Class IIA ground water quality standard based upon the November 18, 1996 Safe Drinking Water Act maximum contaminant level changes and the February 5,

Qualifiers

U - The compound was not detected at the indicated concentration.

J - Data indicates the presence of a compound that meets the identification criteria. The result is less than the quantitation limit but greater than zero. The concentration given is an approximate value.

B - The analyte was found in the laboratory blank as well as the sample. This indicates possible laboratory contamination of the environmental sample.

NR - Not analyzed.

Checked By: _____

___ OK

___ Make Corrections

The Action Levels listed reflect current guidance for the user. Please consult

Sample ID	TE-MW-2-21	TE-MW-2-22S	TE-MW-2-22D	Field_Blank
Lab Sample Number	348056	348057	348058	348059
Sampling Date	05/01/02	05/01/02	05/01/02	05/01/02
Matrix	WATER	WATER	WATER	WATER
Dilution Factor	1.0	1.0	1.0	1.0
Units	ug/L	ug/L	ug/L	ug/L
VOLATILE COMPOUNDS (GC/MS)				
Chloromethane	0.4 U	0.4 U	0.4 U	0.4 U
Bromomethane	0.3 U	0.3 U	0.3 U	0.3 U
VinylChloride	0.3 U	0.3 U	0.3 U	0.3 U
Chloroethane	0.5 U	0.5 U	0.5 U	0.5 U
MethyleneChloride	0.9 U	0.9 U	0.9 U	0.9 U
Acetone	0.7 U	0.7 U	0.7 U	0.7 U
CarbonDisulfide	0.3 U	0.3 U	0.3 U	0.3 U
1,1-Dichloroethene	0.3 U	0.3 U	0.3 U	0.3 U
1,1-Dichloroethane	0.3 U	0.3 U	0.3 U	0.3 U
trans-1,2-Dichloroethene	0.2 U	0.2 U	0.2 U	0.2 U
cis-1,2-Dichloroethene	0.3 U	0.6	0.3 U	0.3 U
Chloroform	7.9	0.5	7.5	0.2 U
1,2-Dichloroethane	0.4 U	0.4 U	0.4 U	0.4 U
2-Butanone	1.6 U	1.6 U	1.6 U	1.6 U
1,1,1-Trichloroethane	0.3 U	0.3 U	0.3 U	0.3 U
CarbonTetrachloride	0.3 U	0.3 U	0.3 U	0.3 U
Bromodichloromethane	0.2 U	0.2 U	0.2 U	0.2 U
1,2-Dichloropropane	0.4 U	0.4 U	0.4 U	0.4 U
(1) cis-1,3-Dichloropropene	0.3 U	0.3 U	0.3 U	0.3 U
Trichloroethene	0.5	3.2	0.1 U	0.1 U
Dibromochloromethane	0.3 U	0.3 U	0.3 U	0.3 U
1,1,2-Trichloroethane	0.3 U	0.3 U	0.3 U	0.3 U
Benzene	0.3 U	0.3 U	0.3 U	0.3 U
(1) trans-1,3-Dichloropropene	0.3 U	0.3 U	0.3 U	0.3 U
Bromoform	0.3 U	0.3 U	0.3 U	0.3 U
4-Methyl-2-Pentanone	0.8 U	0.8 U	0.8 U	0.8 U
2-Hexanone	0.9 U	0.9 U	0.9 U	0.9 U
Tetrachloroethene	0.2 U	0.2 U	0.2 U	0.2 U
1,1,2,2-Tetrachloroethane	0.3 U	0.3 U	0.3 U	0.3 U
Toluene	2.3	1.4	0.8	2.4
Chlorobenzene	0.2 U	0.2 U	0.2 U	0.2 U
Ethylbenzene	0.2 U	0.2 U	0.2 U	0.2 U
Styrene	0.2 U	0.2 U	0.2 U	0.2 U
Xylene(Total)	0.2 U	0.2 U	0.2 U	0.2 U

Checked By: _____
___ OK
___ Make Corrections

Total Confident Conc. VOAs (s)	11	5.7	8.3	2.4
Total Estimated Conc. VOA TICs (s)	0	0	8.1	4.4

(1) Values listed reflect the combined s
^ Value is a revision to the Class IIA gr 997 policy memo issued by Assistant Commissioner R. Gimello.

Qualifiers

U - The compound was not detected at the indicated
J - Data indicates the presence of a compound that
The concentration given is an approximate value
B - The analyte was found in the laboratory blank as
NR - Not analyzed.

Checked By: _____
___ OK
___ Make Corrections

Sample ID	TE-MW-2-21	TE-MW-2-22S	TE-MW-2-22D	Field_Blank
Lab Sample Number	348056	348057	348058	348059
Sampling Date	05/01/02	05/01/02	05/01/02	05/01/02
Matrix	WATER	WATER	WATER	WATER
Dilution Factor	1.0	1.0	1.0	1.0
Units	ug/L	ug/L	ug/L	ug/L
SEMIVOLATILE COMPOUNDS (GC/MS)				
Phenol	0.3 U	0.3 U	0.3 U	4.3
2-Chlorophenol	1.5 U	1.4 U	1.4 U	1.4 U
2-Methylphenol	2.5 U	2.4 U	2.4 U	2.4 U
4-Methylphenol	2.6 U	2.5 U	2.5 U	2.6 U
2-Nitrophenol	1.3 U	1.2 U	1.2 U	1.2 U
2,4-Dimethylphenol	1.6 U	1.5 U	1.6 U	1.6 U
2,4-Dichlorophenol	2.2 U	2.1 U	2.1 U	2.2 U
4-Chloro-3-methylphenol	2.1 U	2.0 U	2.0 U	2.1 U
2,4,6-Trichlorophenol	1.7 U	1.6 U	1.7 U	1.7 U
2,4,5-Trichlorophenol	5.2 U	4.9 U	5.0 U	5.0 U
2,4-Dinitrophenol	0.4 U	0.4 U	0.4 U	0.4 U
4-Nitrophenol	0.8 U	0.8 U	0.8 U	0.8 U
4,6-Dinitro-2-methylphenol	1.3 U	1.3 U	1.3 U	1.3 U
Pentachlorophenol	1.2 U	1.2 U	1.2 U	1.2 U
bis(2-Chloroethyl)ether	0.6 U	0.6 U	0.6 U	0.6 U
1,3-Dichlorobenzene	0.8 U	0.8 U	0.8 U	0.8 U
1,4-Dichlorobenzene	0.8 U	0.8 U	0.8 U	0.8 U
1,2-Dichlorobenzene	0.9 U	0.8 U	0.8 U	0.9 U
bis(2-chloroisopropyl)ether	0.5 U	0.5 U	0.5 U	0.5 U
N-Nitroso-di-n-propylamine	1.3 U	1.2 U	1.2 U	1.2 U
Hexachloroethane	0.9 U	0.9 U	0.9 U	0.9 U
Nitrobenzene	0.8 U	0.8 U	0.8 U	0.8 U
Isophorone	0.2 U	0.2 U	0.2 U	0.2 U
bis(2-Chloroethoxy)methane	0.7 U	0.6 U	0.7 U	0.7 U
1,2,4-Trichlorobenzene	0.8 U	0.8 U	0.8 U	0.8 U
Naphthalene	0.7 U	0.6 U	0.6 U	0.6 U
4-Chloroaniline	1.4 U	1.3 U	1.4 U	1.4 U
Hexachlorobutadiene	1.2 U	1.2 U	1.2 U	1.2 U
2-Methylnaphthalene	0.9 U	0.8 U	0.8 U	0.9 U
Hexachlorocyclopentadiene	1.8 U	1.7 U	1.7 U	1.7 U
2-Chloronaphthalene	0.8 U	0.8 U	0.8 U	0.8 U
2-Nitroaniline	0.5 U	0.5 U	0.5 U	0.5 U
Dimethylphthalate	0.6 U	0.5 U	0.6 U	0.6 U
Acenaphthylene	0.6 U	0.6 U	0.6 U	0.6 U
(1) 2,6-Dinitrotoluene	0.4 U	0.4 U	0.4 U	0.4 U
3-Nitroaniline	0.4 U	0.3 U	0.3 U	0.4 U
Acenaphthene	0.6 U	0.6 U	0.6 U	0.6 U
Dibenzofuran	0.7 U	0.7 U	0.7 U	0.7 U

Checked By: _____
___ OK
___ Make Corrections

(1) 2,4-Dinitrotoluene	0.3 U	0.3 U	0.3 U	0.3 U
Diethylphthalate	0.5 U	0.4 U	0.4 U	0.4 U
4-Chlorophenyl-phenylether	0.9 U	0.8 U	0.9 U	0.9 U
Fluorene	0.6 U	0.6 U	0.6 U	0.6 U
4-Nitroaniline	0.6 U	0.6 U	0.6 U	0.6 U
N-Nitrosodiphenylamine	0.5 U	0.5 U	0.5 U	0.5 U
4-Bromophenyl-phenylether	2.0 U	1.9 U	2.0 U	2.0 U
Hexachlorobenzene	1.2 U	1.1 U	1.1 U	1.1 U
Phenanthrene	0.5 U	0.5 U	0.5 U	0.5 U
Anthracene	0.4 U	0.4 U	0.4 U	0.4 U
Carbazole	1.2 U	1.1 U	1.2 U	1.2 U
Di-n-butylphthalate	0.4 U	0.4 U	0.4 U	0.4 U
Fluoranthene	0.4 U	0.4 U	0.4 U	0.4 U
Pyrene	0.4 U	0.4 U	0.4 U	0.4 U
Butylbenzylphthalate	0.4 U	0.4 U	0.4 U	0.4 U
3,3'-Dichlorobenzidine	1.4 U	1.3 U	1.3 U	1.3 U
Benzo(a)anthracene	0.4 U	0.4 U	0.4 U	0.4 U
Chrysene	0.5 U	0.5 U	0.5 U	0.5 U
bis(2-Ethylhexyl)phthalate	5.1 B	0.4 U	4.0 B	3.1 B
Di-n-octylphthalate	0.1 U	0.1 U	0.1 U	0.1 U
Benzo(b)fluoranthene	0.3 U	0.3 U	0.3 U	0.3 U
Benzo(k)fluoranthene	0.9 U	0.8 U	0.8 U	0.8 U
Benzo(a)pyrene	0.2 U	0.2 U	0.2 U	0.2 U
Indeno(1,2,3-cd)pyrene	0.1 U	0.1 U	0.1 U	0.1 U
Dibenz(a,h)anthracene	0.7 U	0.6 U	0.6 U	0.6 U
Benzo(g,h,i)perylene	0.4 U	0.4 U	0.4 U	0.4 U
Total Confident Conc. BNAs (s)	0	0	0	4.3
Total Estimated Conc. BNA TICs (s)	62	0	48	31

(1) Values listed reflect the combined s

^ Value is a revision to the Class IIA gr 997 policy memo issued by Assistant Commissioner R. Gimelio.

Qualifiers

U - The compound was not detected at the indicated

J - Data indicates the presence of a compound that
The concentration given is an approximate value

B - The analyte was found in the laboratory blank as

NR - Not analyzed.

Checked By: _____

___ OK

___ Make Corrections

SUMMARY OF ANALYTICAL RESULTS

The Action Levels listed reflect current STL Edison knowledge of the standards and are intended as general guidance for the user. Please consult appropriate regulations and cleanup standards for your specific application.

Sample ID	New York TAGM Rec. Soil Cleanup Objective Criteria (ug/l)	TE-MW-2-23S	TE-MW-2-23D	TE-MW-2-24	TE-MW-2-24-Dup
Lab Sample Number		348272	348273	348274	348275
Sampling Date		05/02/02	05/02/02	05/02/02	05/02/02
Matrix		WATER	WATER	WATER	WATER
Dilution Factor		1.0	1.0	1.0	1.0
Units		ug/L	ug/L	ug/L	ug/L
VOLATILE COMPOUNDS (GC/MS)					
Chloromethane	NA	0.4 U	0.4 U	0.4 U	0.4 U
Bromomethane	NA	0.3 U	0.3 U	0.3 U	0.3 U
VinylChloride	200	0.3 U	0.3 U	0.3 U	0.3 U
Chloroethane	1900	0.5 U	0.5 U	0.5 U	0.5 U
MethyleneChloride	100	0.9 U	0.9 U	0.9 U	0.9 U
Acetone	200	0.7 U	0.7 U	0.7 U	0.7 U
CarbonDisulfide	2700	0.3 U	0.3 U	0.3 U	0.3 U
1,1-Dichloroethene	400	0.3 U	0.3 U	0.3 U	0.3 U
1,1-Dichloroethane	200	0.3 U	0.3 U	0.3 U	0.3 U
trans-1,2-Dichloroethene	300	0.6	0.2 U	0.2 U	0.2 U
cis-1,2-Dichloroethene	NA	0.3 U	4.6	18	15
Chloroform	300	1.1	15	29	28
1,2-Dichloroethane	100	0.4 U	0.4 U	0.4 U	0.4 U
2-Butanone	300	1.6 U	1.6 U	1.6 U	1.6 U
1,1,1-Trichloroethane	800	0.3 U	0.3 U	0.3 U	0.3 U
CarbonTetrachloride	600	0.3 U	0.3 U	0.3 U	0.3 U
Bromodichloromethane	NA	0.2 U	0.2 U	3.1	3.2
1,2-Dichloropropane	NA	0.4 U	0.4 U	0.4 U	0.4 U
(1) cis-1,3-Dichloropropene	NA	0.3 U	0.3 U	0.3 U	0.3 U
Trichloroethene	700	0.5	86	8.8	7.9
Dibromochloromethane	NA	0.3 U	0.3 U	0.3 U	0.3 U
1,1,2-Trichloroethane	NA	0.3 U	0.3 U	0.3 U	0.3 U
Benzene	60	0.3 U	0.3 U	0.3 U	0.3 U
(1) trans-1,3-Dichloropropene	NA	0.3 U	0.3 U	0.3 U	0.3 U
Bromoform	NA	0.3 U	0.3 U	0.3 U	0.3 U
4-Methyl-2-Pentanone	1000	0.8 U	0.8 U	0.8 U	0.8 U
2-Hexanone	NA	0.9 U	0.9 U	0.9 U	0.9 U
Tetrachlorcethene	1400	0.2 U	3.3	68	57
1,1,2,2-Tetrachloroethane	600	0.3 U	0.3 U	0.3 U	0.3 U
Toluene	1500	0.2 U	0.2 U	0.2 U	0.2 U
Chlorobenzene	1700	0.2 U	0.2 U	0.2 U	0.2 U
Ethylbenzene	5500	0.2 U	0.2 U	0.2 U	0.2 U
Styrene	NA	0.2 U	0.2 U	0.2 U	0.2 U
Xylene(Total)	1200	0.2 U	0.4	0.2 U	0.2 U

Checked By: _____
___ OK
___ Make Corrections

Total Confident Conc. VOAs (s)		2.2	109	127	111
Total Estimated Conc. VOA TICs (s)		3.6	33	955	959

(1) Values listed reflect the combined standards for the cis and trans isomers of 1,3-Dichloropropene.
^ Value is a revision to the Class IIA ground water quality standard based upon the November 18, 1996 Safe Drinking Water Act maximum contaminant level changes and the February 5, 1997 policy

Qualifiers

U - The compound was not detected at the indicated concentration.
J - Data indicates the presence of a compound that meets the identification criteria. The result is less than the quantitation limit but greater than zero. The concentration given is an approximate value.
B - The analyte was found in the laboratory blank as well as the sample. This indicates possible laboratory contamination of the environmental sample.
NR - Not analyzed.

Checked By: _____
___ OK
___ Make Corrections

SUMMARY OF ANALYTICAL RESULTS

Sample ID Lab Sample Number Sampling Date Matrix Dilution Factor Units	New York TAGM Rec. Soil Cleanup Objective Criteria (ug/l)	TE-MW-2-23S 348272 05/02/02 WATER 1.0 ug/L	TE-MW-2-23D 348273 05/02/02 WATER 1.0 ug/L	TE-MW-2-24 348274 05/02/02 WATER 1.0 ug/L	TE-MW-2-24-Dup 348275 05/02/02 WATER 1.0 ug/L
SEMIVOLATILE COMPOUNDS (GC/MS)					
Phenol	30 or MDL	0.3 U	0.3 U	0.3 U	0.3 U
2-Chlorophenol	800	1.4 U	1.4 U	1.4 U	1.4 U
2-Methylphenol	100 or MDL	2.4 U	2.4 U	2.4 U	2.4 U
4-Methylphenol	900	2.6 U	2.6 U	2.6 U	2.6 U
2-Nitrophenol	330 or MDL	1.2 U	1.2 U	1.2 U	1.2 U
2,4-Dimethylphenol	NA	1.6 U	1.6 U	2.0	2.2
2,4-Dichlorophenol	400	2.2 U	2.2 U	2.2 U	2.2 U
4-Chloro-3-methylphenol	260 or MDL	2.1 U	2.1 U	2.1 U	2.1 U
2,4,6-Trichlorophenol	NA	1.7 U	1.7 U	1.7 U	1.7 U
2,4,5-Trichlorophenol	100	5.0 U	5.0 U	5.0 U	5.0 U
2,4-Dinitrophenol	200 or MDL	0.4 U	0.4 U	0.4 U	0.4 U
4-Nitrophenol	100 or MDL	0.8 U	0.8 U	0.8 U	0.8 U
4,6-Dinitro-2-methylphenol	NA	1.3 U	1.3 U	1.3 U	1.3 U
Pentachlorophenol	1000	1.2 U	1.2 U	1.2 U	1.2 U
bis(2-Chloroethyl)ether	NA	0.6 U	0.6 U	0.6 U	0.6 U
1,3-Dichlorobenzene	1600	0.8 U	0.8 U	0.8 U	0.8 U
1,4-Dichlorobenzene	8500	0.8 U	0.8 U	0.8 U	0.8 U
1,2-Dichlorobenzene	7900	0.9 U	0.9 U	0.9 U	0.9 U
bis(2-chloroisopropyl)ether	NA	0.5 U	0.5 U	0.5 U	0.5 U
N-Nitroso-di-n-propylamine	NA	1.2 U	1.2 U	1.2 U	1.2 U
Hexachloroethane	NA	0.9 U	0.9 U	0.9 U	0.9 U
Nitrobenzene	200 or MDL	0.8 U	0.8 U	0.8 U	0.8 U
Isophorone	4400	0.2 U	0.2 U	0.2 U	0.2 U
bis(2-Chloroethoxy)methane	NA	0.7 U	0.7 U	0.7 U	0.7 U
1,2,4-Trichlorobenzene	3400	0.8 U	0.8 U	0.8 U	0.8 U
Naphthalene	13000	0.6 U	0.6 U	0.6 U	0.6 U
4-Chloroaniline	220 or MDL	1.4 U	1.4 U	1.4 U	1.4 U
Hexachlorobutadiene	NA	1.2 U	1.2 U	1.2 U	1.2 U
2-Methylnaphthalene	36400	0.9 U	0.9 U	0.9 U	0.9 U
Hexachlorocyclopentadiene	NA	1.7 U	1.7 U	1.7 U	1.7 U
2-Chloronaphthalene	NA	0.8 U	0.8 U	0.8 U	0.8 U
2-Nitroaniline	430 or MDL	0.5 U	0.5 U	0.5 U	0.5 U
Dimethylphthalate	2000	0.6 U	0.6 U	0.6 U	0.6 U
Acenaphthylene	41000	0.6 U	0.6 U	0.6 U	0.6 U
(1) 2,6-Dinitrotoluene	1000	0.4 U	0.4 U	0.4 U	0.4 U
3-Nitroaniline	500 or MDL	0.4 U	0.4 U	0.4 U	0.4 U
Acenaphthene	50000	0.9	0.6 U	0.6 U	0.6 U
Dibenzofuran	6200	0.7 U	0.7 U	0.7 U	0.7 U

Checked By: _____
___ OK
___ Make Corrections

(1)	2,4-Dinitrotoluene	NA	0.3 U	0.3 U	0.3 U	0.3 U
	Diethylphthalate	7100	0.4 U	2.1	0.4 U	1.4
	4-Chlorophenyl-phenylether	NA	0.9 U	0.9 U	0.9 U	0.9 U
	Fluorene	50000	0.7	0.6 U	0.6 U	0.6 U
	4-Nitroaniline	NA	0.6 U	0.6 U	0.6 U	0.6 U
	N-Nitrosodiphenylamine	NA	0.5 U	0.5 U	0.5 U	0.5 U
	4-Bromophenyl-phenylether	NA	2.0 U	2.0 U	2.0 U	2.0 U
	Hexachlorobenzene	410	1.1 U	1.1 U	1.1 U	1.1 U
	Phenanthrene	50000	2.3	0.5 U	0.5 U	0.5 U
	Anthracene	50000	0.7	0.4 U	0.4 U	0.4 U
	Carbazole	NA	1.2 U	1.2 U	1.2 U	1.2 U
	Di-n-butylphthalate	8100	0.4 U	0.5	0.4 U	0.4 U
	Fluoranthene	50000	1.8	0.4 U	0.4 U	0.4 U
	Pyrene	50000	2.3	0.4 U	0.4 U	0.4 U
	Butylbenzylphthalate	50000	0.4 U	0.4 U	0.4 U	0.4 U
	3,3'-Dichlorobenzidine	NA	1.3 U	1.3 U	1.3 U	1.3 U
	Benzo(a)anthracene	224 or MDL	1.2	0.4 U	0.4 U	0.4 U
	Chrysene	600	0.9	0.5 U	0.5 U	0.5 U
	bis(2-Ethylhexyl)phthalate	50000	2.3 B	4.1 B	7.5 B	6.3 B
	Di-n-octylphthalate	50000	0.1 U	0.3	0.5	0.4
	Benzo(b)fluoranthene	1100	0.7	0.3 U	0.3 U	0.3 U
	Benzo(k)fluoranthene	1100	0.8 U	0.8 U	0.8 U	0.8 U
	Benzo(a)pyrene	62 or MDL	0.7	0.2 U	0.2 U	0.2 U
	Indeno(1,2,3-cd)pyrene	3200	0.3	0.1 U	0.1 U	0.1 U
	Dibenz(a,h)anthracene	14 or MDL	0.6 U	0.6 U	0.6 U	0.6 U
	Benzo(g,h,i)perylene	50000	0.4	0.4 U	0.4 U	0.4 U
Total Confident Conc. BNAs (s)			13	2.9	2.5	4.0
Total Estimated Conc. BNA TICs (s)			150	1001	2040	1544

(1) Values listed reflect the combined standards for the 2,4/2,6-Dinitrotoluene mixture.
^ Value is a revision to the Class IIA ground water quality standard based upon the November 18, 1996 Safe Drinking Water Act maximum contaminant level changes and the February 5, 1997 policy

Qualifiers

U - The compound was not detected at the indicated concentration.
J - Data indicates the presence of a compound that meets the identification criteria. The result is less than the quantitation limit but greater than zero. The concentration given is an approximate value.
B - The analyte was found in the laboratory blank as well as the sample. This indicates possible laboratory contamination of the environmental sample.
NR - Not analyzed.

Checked By: _____
___ OK
___ Make Corrections

The Action Levels listed reflect current STL Edison knowledge of the standards and are intended as general guidance for the user. Please consult appropriate regulations and cleanup standards for your specific application.

Sample ID		New York TAGM	TE-MW-2-25S	TE-MW-2-25D	TE-MW-2-24	Trip_Blank
Lab Sample Number		Rec. Soil	349181	349182	349183	349184
Sampling Date		Cleanup Objective	05/08/02	05/08/02	05/08/02	05/07/02
Matrix		Criteria (ug/l)	WATER	WATER	WATER	WATER
Dilution Factor			5.0	5.0		1.0
Units			ug/L	ug/L		ug/L
VOLATILE COMPOUNDS (GC/MS)						
	Chloromethane	NA	2.2 U	2.2 U	NR	0.4 U
	Bromomethane	NA	1.6 U	1.6 U	NR	0.3 U
	VinylChloride	200	200	1.4 U	NR	0.3 U
	Chloroethane	1900	2.4 U	2.4 U	NR	0.5 U
	MethyleneChloride	100	4.4 U	4.4 U	NR	0.9 U
	Acetone	200	3.6 U	3.6 U	NR	0.7 U
	CarbonDisulfide	2700	1.5 U	1.5 U	NR	0.3 U
	1,1-Dichloroethene	400	2.0	1.4 U	NR	0.3 U
	1,1-Dichloroethane	200	1.4 U	1.4 U	NR	0.3 U
	trans-1,2-Dichloroethene	300	3.6	1.2 U	NR	0.2 U
	cis-1,2-Dichloroethene	NA	340	1.6 U	NR	0.3 U
	Chloroform	300	1.6	16	NR	0.2 U
	1,2-Dichloroethane	100	1.8 U	1.8 U	NR	0.4 U
	2-Butanone	300	8.2 U	8.2 U	NR	1.6 U
	1,1,1-Trichloroethane	800	1.3 U	1.3 U	NR	0.3 U
	CarbonTetrachloride	600	1.5 U	1.5 U	NR	0.3 U
	Bromodichloromethane	NA	1.0 U	1.4	NR	0.2 U
	1,2-Dichloropropane	NA	1.8 U	1.8 U	NR	0.4 U
(1)	cis-1,3-Dichloropropene	NA	1.5 U	1.5 U	NR	0.3 U
	Trichloroethene	700	0.6 U	9.3	NR	0.1 U
	Dibromochloromethane	NA	1.4 U	1.4 U	NR	0.3 U
	1,1,2-Trichloroethane	NA	1.4 U	1.4 U	NR	0.3 U
	Benzene	60	1.4 U	1.4 U	NR	0.3 U
(1)	trans-1,3-Dichloropropene	NA	1.4 U	1.4 U	NR	0.3 U
	Bromoform	NA	1.4 U	1.4 U	NR	0.3 U
	4-Methyl-2-Pentanone	1000	4.1 U	4.1 U	NR	0.8 U
	2-Hexanone	NA	4.6 U	4.6 U	NR	0.9 U
	Tetrachloroethene	1400	1.2 U	1.2 U	NR	0.2 U
	1,1,2,2-Tetrachloroethane	600	1.6 U	1.6 U	NR	0.3 U
	Toluene	1500	1.2 U	1.2 U	NR	0.2 U
	Chlorobenzene	1700	1.0 U	1.0 U	NR	0.2 U
	Ethylbenzene	5500	0.8 U	0.8 U	NR	0.2 U
	Styrene	NA	1.2 U	1.2 U	NR	0.2 U
	Xylene(Total)	1200	0.9 U	0.9 U	NR	0.2 U

Checked By: _____
___ OK
___ Make Corrections

Total Confident Conc. VOAs (s)		547	27		0
Total Estimated Conc. VOA TICs (s)		0	1356		0

(1) Values listed reflect the combined standards for the cis and trans isomers of 1,3-Dichloropropene.
^ Value is a revision to the Class IIA ground water quality standard based upon the November 18, 1996 Safe Drinking Water Act maximum contaminant level changes and the February 5, 1997 policy

Qualifiers

U - *The compound was not detected at the indicated concentration.*
J - Data indicates the presence of a compound that meets the identification criteria. The result is less than the quantitation limit but greater than zero. The concentration given is an approximate value.
B - The analyte was found in the laboratory blank as well as the sample. This indicates possible laboratory contamination of the environmental sample.
NR - Not analyzed.

Checked By: _____
___ OK
___ Make Corrections

Sample ID Lab Sample Number Sampling Date Matrix Dilution Factor Units	New York TAGM Rec. Soil Cleanup Objective Criteria (ug/l)	TE-MW-2-25S 349181 05/08/02 WATER 1.0 ug/L	TE-MW-2-25D 349182 05/08/02 WATER 10.0 ug/L	TE-MW-2-24 349183 05/08/02 WATER	Trip_Blank 349184 05/07/02 WATER
SEMIVOLATILE COMPOUNDS (GC/MS)					
Phenol	30 or MDL	0.3 U	3.5 U	NR	NR
2-Chlorophenol	800	1.6 U	16 U	NR	NR
2-Methylphenol	100 or MDL	2.7 U	27 U	NR	NR
4-Methylphenol	900	2.8 U	28 U	NR	NR
2-Nitrophenol	330 or MDL	1.3 U	14 U	NR	NR
2,4-Dimethylphenol	NA	1.7 U	17 U	NR	NR
2,4-Dichlorophenol	400	2.4 U	24 U	NR	NR
4-Chloro-3-methylphenol	260 or MDL	2.2 U	23 U	NR	NR
2,4,6-Trichlorophenol	NA	1.8 U	18 U	NR	NR
2,4,5-Trichlorophenol	100	5.5 U	56 U	NR	NR
2,4-Dinitrophenol	200 or MDL	0.4 U	4.3 U	NR	NR
4-Nitrophenol	100 or MDL	0.9 U	8.9 U	NR	NR
4,6-Dinitro-2-methylphenol	NA	1.4 U	14 U	NR	NR
Pentachlorophenol	1000	1.3 U	13 U	NR	NR
bis(2-Chloroethyl)ether	NA	0.7 U	6.8 U	NR	NR
1,3-Dichlorobenzene	1600	0.9 U	8.6 U	NR	NR
1,4-Dichlorobenzene	8500	0.9 U	9.1 U	NR	NR
1,2-Dichlorobenzene	7900	0.9 U	9.4 U	NR	NR
bis(2-chloroisopropyl)ether	NA	0.6 U	5.7 U	NR	NR
N-Nitroso-di-n-propylamine	NA	1.4 U	14 U	NR	NR
Hexachloroethane	NA	1.0 U	9.8 U	NR	NR
Nitrobenzene	200 or MDL	0.8 U	8.5 U	NR	NR
Isophorone	4400	0.2 U	2.5 U	NR	NR
bis(2-Chloroethoxy)methane	NA	0.7 U	7.3 U	NR	NR
1,2,4-Trichlorobenzene	3400	0.9 U	8.6 U	NR	NR
Naphthalene	13000	0.7 U	7.2 U	NR	NR
4-Chloroaniline	220 or MDL	1.5 U	15 U	NR	NR
Hexachlorobutadiene	NA	1.3 U	13 U	NR	NR
2-Methylnaphthalene	36400	0.9 U	9.4 U	NR	NR
Hexachlorocyclopentadiene	NA	1.9 U	19 U	NR	NR
2-Chloronaphthalene	NA	0.9 U	9.1 U	NR	NR
2-Nitroaniline	430 or MDL	0.5 U	5.2 U	NR	NR
Dimethylphthalate	2000	0.6 U	6.1 U	NR	NR
Acenaphthylene	41000	0.7 U	6.6 U	NR	NR
(1) 2,6-Dinitrotoluene	1000	0.4 U	4.5 U	NR	NR
3-Nitroaniline	500 or MDL	0.4 U	3.9 U	NR	NR
Acenaphthene	50000	0.6 U	6.5 U	NR	NR
Dibenzofuran	6200	0.8 U	7.8 U	NR	NR

Checked By: _____
___ OK
___ Make Corrections

(1)	2,4-Dinitrotoluene	NA	0.3 U	2.8 U	NR	NR
	Diethylphthalate	7100	13	4.9 U	NR	NR
	4-Chlorophenyl-phenylether	NA	0.9 U	9.5 U	NR	NR
	Fluorene	50000	0.7 U	6.9 U	NR	NR
	4-Nitroaniline	NA	0.6 U	6.6 U	NR	NR
	N-Nitrosodiphenylamine	NA	0.6 U	5.9 U	NR	NR
	4-Bromophenyl-phenylether	NA	2.2 U	22 U	NR	NR
	Hexachlorobenzene	410	1.2 U	13 U	NR	NR
	Phenanthrene	50000	1.6	5.6 U	NR	NR
	Anthracene	50000	0.5 U	4.8 U	NR	NR
	Carbazole	NA	1.3 U	13 U	NR	NR
	Di-n-butylphthalate	8100	0.6	4.8 U	NR	NR
	Fluoranthene	50000	2.0	4.6 U	NR	NR
	Pyrene	50000	1.8	4.8 U	NR	NR
	Butylbenzylphthalate	50000	0.4 U	4.5 U	NR	NR
	3,3'-Dichlorobenzidine	NA	1.5 U	15 U	NR	NR
	Benzo(a)anthracene	224 or MDL	1.3	4.3 U	NR	NR
	Chrysene	600	0.9	5.6 U	NR	NR
	bis(2-Ethylhexyl)phthalate	50000	9.5 B	73 B	NR	NR
	Di-n-octylphthalate	50000	0.1 U	1.5 U	NR	NR
	Benzo(b)fluoranthene	1100	1.0	3.1 U	NR	NR
	Benzo(k)fluoranthene	1100	0.9 U	9.3 U	NR	NR
	Benzo(a)pyrene	62 or MDL	0.8	1.7 U	NR	NR
	Indeno(1,2,3-cd)pyrene	3200	0.5	1.6 U	NR	NR
	Dibenz(a,h)anthracene	14 or MDL	0.7 U	7.2 U	NR	NR
	Benzo(g,h,i)perylene	50000	0.5	4.0 U	NR	NR
Total Confident Conc. BNAs (s)			24	0		
Total Estimated Conc. BNA TICs (s)			235	24020		

(1) Values listed reflect the combined standards for the 2,4/2,6-Dinitrotoluene mixture.
^ Value is a revision to the Class IIA ground water quality standard based upon the November 18, 1996 Safe Drinking Water Act maximum contaminant level changes and the February 5, 1997 policy

Qualifiers

U - The compound was not detected at the indicated concentration.
J - Data indicates the presence of a compound that meets the identification criteria. The result is less than the quantitation limit but greater than zero. The concentration given is an approximate value.
B - The analyte was found in the laboratory blank as well as the sample. This indicates possible laboratory contamination of the environmental sample.
NR - Not analyzed.

Checked By: _____
___ OK
___ Make Corrections

Sample ID Lab Sample Number Sampling Date Matrix Dilution Factor - NA Units - See Parameter	New York TAGM Rec. Soil Cleanup Objective Criteria (ug/l)	TE-MW-2-25S 349181 05/08/02 WATER		TE-MW-2-25D 349182 05/08/02 WATER		TE-MW-2-24 349183 05/08/02 WATER		Trip_Blank 349184 05/07/02 WATER
WET CHEMISTRY								
Alkalinity - mg/l	NA	355		100		103		NR
Ammonia - mg/l	NA	4.9		2.3		2.9		NR
Chloride - mg/l	NA	115		72.5		35.0		NR
HardnessasCaCO3 - mg/l	NA	400		104		138		NR
Nitrate - mg/l	NA	0.1	U	0.1	U	0.13		NR
Sulfate - mg/l	NA	24.9		32.2		38.2		NR
TotalDissolvedSolids - mg/l	NA	888		371		301		NR
TotalKjeldahlNitrogen - mg/l	NA	6.8		11.2		11.5		NR
TotalOrganicCarbon - mg/l	NA	7.6		24.4		29.6		NR
TotalPhenols - mg/l	NA	0.05	U	0.05	U	0.05	U	NR
Bromide - mg/l		<0.20		<0.20		<0.20		NR

Qualifiers

U - The compound was not detected at the indicated concentration.

NR - Not analyzed.

Checked By: _____

___ OK

___ Make Corrections

The Action Levels listed reflect current STL Edison knowledge of the standards and are intended as general guidance for the user. Please consult appropriate regulations and cleanup standards for your specific application.

Sample ID Lab Sample Number Sampling Date Matrix Dilution Factor Units	New York TAGM Rec. Soil Cleanup Objective Criteria (ug/l)	TE-MW-2-23D 349852 05/10/02 WATER	TE-MW-2-23S 349853 05/10/02 WATER	TE-MW-2-30S 349854 05/10/02 WATER 1.0 ug/L	TE-MW-2-30D 349855 05/10/02 WATER 1.0 ug/L
VOLATILE COMPOUNDS (GC/MS)					
Chloromethane	NA	NR	NR	0.4 U	0.4 U
Bromomethane	NA	NR	NR	0.3 U	0.3 U
VinylChloride	200	NR	NR	7.8	1.5
Chloroethane	1900	NR	NR	0.5 U	0.5 U
MethyleneChloride	100	NR	NR	0.9 U	0.9 U
Acetone	200	NR	NR	0.7 U	0.7 U
CarbonDisulfide	2700	NR	NR	0.3 U	0.3 U
1,1-Dichloroethene	400	NR	NR	0.3 U	0.3 U
1,1-Dichloroethane	200	NR	NR	0.3 U	0.3 U
trans-1,2-Dichloroethene	300	NR	NR	0.3	0.2 U
cis-1,2-Dichloroethene	NA	NR	NR	0.8	5.2
Chloroform	300	NR	NR	1.1	11
1,2-Dichloroethane	100	NR	NR	0.4 U	0.4 U
2-Butanone	300	NR	NR	1.6 U	1.6 U
1,1,1-Trichloroethane	800	NR	NR	0.3 U	0.3 U
CarbonTetrachloride	600	NR	NR	0.3 U	0.3 U
Bromodichloromethane	NA	NR	NR	0.2 U	0.2 U
1,2-Dichloropropane	NA	NR	NR	0.4 U	0.4 U
(1) cis-1,3-Dichloropropene	NA	NR	NR	0.3 U	0.3 U
Trichloroethene	700	NR	NR	0.1 U	40
Dibromochloromethane	NA	NR	NR	0.3 U	0.3 U
1,1,2-Trichloroethane	NA	NR	NR	0.3 U	0.3 U
Benzene	60	NR	NR	0.3 U	0.3 U
(1) trans-1,3-Dichloropropene	NA	NR	NR	0.3 U	0.3 U
Bromoform	NA	NR	NR	0.3 U	0.3 U
4-Methyl-2-Pentanone	1000	NR	NR	0.8 U	0.8 U
2-Hexanone	NA	NR	NR	0.9 U	0.9 U
Tetrachloroethene	1400	NR	NR	0.2 U	1.3
1,1,2,2-Tetrachloroethane	600	NR	NR	0.3 U	0.3 U
Toluene	1500	NR	NR	0.2 U	0.7
Chlorobenzene	1700	NR	NR	0.2 U	0.2 U
Ethylbenzene	5500	NR	NR	0.2 U	0.2 U
Styrene	NA	NR	NR	0.2 U	0.2 U
Xylene(Total)	1200	NR	NR	0.2 U	0.2 U

Checked By: _____
___ OK
___ Make Corrections

Total Confident Conc. VOAs (s)				10	60
Total Estimated Conc. VOA TICs (s)				0	125

(1) Values listed reflect the combined standards for the cis and trans isomers of 1,3-Dichloropropene.
^ Value is a revision to the Class IIA ground water quality standard based upon the November 18, 1996 Safe Drinking Water Act maximum contaminant level changes and the February 5, 1997 policy

Qualifiers

U - The compound was not detected at the indicated concentration.
J - Data indicates the presence of a compound that meets the identification criteria. The result is less than the quantitation limit but greater than zero. The concentration given is an approximate value.
B - The analyte was found in the laboratory blank as well as the sample. This indicates possible laboratory contamination of the environmental sample.
NR - Not analyzed.

Checked By: _____
___ OK
___ Make Corrections

Sample ID	New York TAGM	TE-MW-2-23D	TE-MW-2-23S	TE-MW-2-30S	TE-MW-2-30D
Lab Sample Number	Rec. Soil	349852	349853	349854	349855
Sampling Date	Cleanup Objective	05/10/02	05/10/02	05/10/02	05/10/02
Matrix	Criteria (ug/l)	WATER	WATER	WATER	WATER
Dilution Factor				1.0	1.0
Units				ug/L	ug/L
SEMIVOLATILE COMPOUNDS (GC/MS)					
Phenol	30 or MDL	NR	NR	0.3 U	0.3 U
2-Chlorophenol	800	NR	NR	1.4 U	1.4 U
2-Methylphenol	100 or MDL	NR	NR	2.4 U	2.4 U
4-Methylphenol	900	NR	NR	2.5 U	2.5 U
2-Nitrophenol	330 or MDL	NR	NR	1.2 U	1.2 U
2,4-Dimethylphenol	NA	NR	NR	1.5 U	1.6 U
2,4-Dichlorophenol	400	NR	NR	2.1 U	2.1 U
4-Chloro-3-methylphenol	260 or MDL	NR	NR	2.0 U	2.0 U
2,4,6-Trichlorophenol	NA	NR	NR	1.6 U	1.7 U
2,4,5-Trichlorophenol	100	NR	NR	4.9 U	5.0 U
2,4-Dinitrophenol	200 or MDL	NR	NR	0.4 U	0.4 U
4-Nitrophenol	100 or MDL	NR	NR	0.8 U	0.8 U
4,6-Dinitro-2-methylphenol	NA	NR	NR	1.3 U	1.3 U
Pentachlorophenol	1000	NR	NR	1.2 U	1.2 U
bis(2-Chloroethyl)ether	NA	NR	NR	0.6 U	0.6 U
1,3-Dichlorobenzene	1600	NR	NR	0.8 U	0.8 U
1,4-Dichlorobenzene	8500	NR	NR	0.8 U	0.8 U
1,2-Dichlorobenzene	7900	NR	NR	0.8 U	0.8 U
bis(2-chloroisopropyl)ether	NA	NR	NR	0.5 U	0.5 U
N-Nitroso-di-n-propylamine	NA	NR	NR	1.2 U	1.2 U
Hexachloroethane	NA	NR	NR	0.9 U	0.9 U
Nitrobenzene	200 or MDL	NR	NR	0.8 U	0.8 U
Isophorone	4400	NR	NR	0.2 U	0.2 U
bis(2-Chloroethoxy)methane	NA	NR	NR	0.6 U	0.7 U
1,2,4-Trichlorobenzene	3400	NR	NR	0.8 U	0.8 U
Naphthalene	13000	NR	NR	0.6 U	0.6 U
4-Chloroaniline	220 or MDL	NR	NR	1.3 U	1.4 U
Hexachlorobutadiene	NA	NR	NR	1.1 U	1.2 U
2-Methylnaphthalene	36400	NR	NR	0.8 U	0.8 U
Hexachlorocyclopentadiene	NA	NR	NR	1.7 U	1.7 U
2-Chloronaphthalene	NA	NR	NR	0.8 U	0.8 U
2-Nitroaniline	430 or MDL	NR	NR	0.5 U	0.5 U
Dimethylphthalate	2000	NR	NR	0.5 U	0.6 U
Acenaphthylene	41000	NR	NR	0.6 U	0.6 U
(1) 2,6-Dinitrotoluene	1000	NR	NR	0.4 U	0.4 U
3-Nitroaniline	500 or MDL	NR	NR	0.3 U	0.3 U
Acenaphthene	50000	NR	NR	0.6 U	0.6 U
Dibenzofuran	6200	NR	NR	0.7 U	0.7 U

Checked By: _____
___ OK
___ Make Corrections

(1)	2,4-Dinitrotoluene	NA	NR	NR	0.2 U	0.3 U
	Diethylphthalate	7100	NR	NR	0.4 U	1.2
	4-Chlorophenyl-phenylether	NA	NR	NR	0.8 U	0.9 U
	Fluorene	50000	NR	NR	0.6 U	0.6 U
	4-Nitroaniline	NA	NR	NR	0.6 U	0.6 U
	N-Nitrosodiphenylamine	NA	NR	NR	0.5 U	0.5 U
	4-Bromophenyl-phenylether	NA	NR	NR	1.9 U	2.0 U
	Hexachlorobenzene	410	NR	NR	1.1 U	1.1 U
	Phenanthrene	50000	NR	NR	0.5 U	0.5 U
	Anthracene	50000	NR	NR	0.4 U	0.4 U
	Carbazole	NA	NR	NR	1.1 U	1.2 U
	Di-n-butylphthalate	8100	NR	NR	0.4 U	0.4 U
	Fluoranthene	50000	NR	NR	0.4 U	0.4 U
	Pyrene	50000	NR	NR	0.4 U	0.4 U
	Butylbenzylphthalate	50000	NR	NR	0.4 U	0.4 U
	3,3'-Dichlorobenzidine	NA	NR	NR	1.3 U	1.3 U
	Benzo(a)anthracene	224 or MDL	NR	NR	0.4 U	0.4 U
	Chrysene	600	NR	NR	0.5 U	0.5 U
	bis(2-Ethylhexyl)phthalate	50000	NR	NR	0.4 U	3.8 B
	Di-n-octylphthalate	50000	NR	NR	0.1 U	0.1 U
	Benzo(b)fluoranthene	1100	NR	NR	0.3 U	0.3 U
	Benzo(k)fluoranthene	1100	NR	NR	0.8 U	0.8 U
	Benzo(a)pyrene	62 or MDL	NR	NR	0.2 U	0.2 U
	Indeno(1,2,3-cd)pyrene	3200	NR	NR	0.1 U	0.1 U
	Dibenz(a,h)anthracene	14 or MDL	NR	NR	0.6 U	0.6 U
	Benzo(g,h,i)perylene	50000	NR	NR	0.4 U	0.4 U
Total Confident Conc. BNAs (s)					0	1.2
Total Estimated Conc. BNA TICs (s)					0	1571

(1) Values listed reflect the combined standards for the 2,4/2,6-Dinitrotoluene mixture.
^ Value is a revision to the Class IIA ground water quality standard based upon the November 18, 1996 Safe Drinking Water Act maximum contaminant level changes and the February 5, 1997 policy

Qualifiers

U - The compound was not detected at the indicated concentration.
J - Data indicates the presence of a compound that meets the identification criteria. The result is less than the quantitation limit but greater than zero. The concentration given is an approximate value.
B - The analyte was found in the laboratory blank as well as the sample. This indicates possible laboratory contamination of the environmental sample.
NR - Not analyzed.

Checked By: _____
___ OK
___ Make Corrections

Sample ID Lab Sample Number Sampling Date Matrix Dilution Factor - NA Units - See Parameter	New York TAGM Rec. Soil Cleanup Objective Criteria (ug/l)	TE-MW-2-23D 349852 05/10/02 WATER	TE-MW-2-23S 349853 05/10/02 WATER	TE-MW-2-30S 349854 05/10/02 WATER	TE-MW-2-30D 349855 05/10/02 WATER
WET CHEMISTRY					
Alkalinity - mg/l	NA	126	376	556	229
Ammonia - mg/l	NA	1.8	14.8	3.0	10.1
Chloride - mg/l	NA	45.0	1120	40.0	76.0
HardnessasCaCO3 - mg/l	NA	140	550	570	240
Nitrate - mg/l	NA	0.1 U	0.1 U	0.1 U	0.12
Sulfate - mg/l	NA	34.2	24.9	8.5	35.0
TotalDissolvedSolids - mg/l	NA	305	1770	674	570
TotalKjeldahlNitrogen - mg/l	NA	13.6	20.6	5.8	24.7
TotalOrganicCarbon - mg/l	NA	13.5	6.6	7.6	31.7
TotalPhenols - mg/l	NA	0.05 U	0.05 U	0.05 U	0.05 U
Bromide - mg/l		<0.20	<0.20	<0.20	<0.20

Qualifiers
U - The compound was not detected at the indicated concentration.
NR - Not analyzed.

Checked By: _____
___ OK
___ Make Corrections

AMRO Environmental Laboratories Corporation

111 Herrick Street, Merrimack, NH 03054
TEL: (603) 424-2022 · FAX: (603) 429-8496

April 05, 2002

Jeff Butler
STV Incorporated
469 7th Avenue
14th Floor
New York, NY 10018
TEL: (212) 904-1702
FAX: (212) 777-8492

RE: ESA / Honeywell Bridge Plume Workorder No.: 0203228

Dear Jeff Butler:
AMRO Environmental Laboratories Corp. received 3 samples on 3/27/02 for the analyses presented in the following report.

AMRO operates a Quality Assurance Program which meets or exceeds National Environmental Laboratory Accreditation Conference (NELAC), state, and EPA requirements. A copy of the appropriate state and/or NELAC Certificate is attached.

The enclosed Sample Receipt Checklist details the condition of your sample(s) upon receipt. Please be advised that any unused sample volume and sample extracts will be stored for a period of 60 days from sample receipt date (90 days for samples from New York). After this time, AMRO will properly dispose of the remaining sample(s). If you require further analysis, or need the samples held for a longer period, please contact us immediately.

This report consists of a total of 18 pages. This letter is an integral part of your data report. All results in this project relate only to the sample(s) as received by the laboratory and documented in the Chain-of-Custody. This report shall not be reproduced except in full, without the written approval of the laboratory. If you have any questions regarding this project in the future, please refer to the Workorder Number above.

Sincerely,

Nancy Stewart
Vice President/LabDirector

AMRO Environmental Laboratories Corp.

Date: *05-Apr-02*

CLIENT: STV Incorporated
Project: ESA / Honeywell Bridge Plume
Lab Order: 0203228
Date Received: 3/27/02

Work Order Sample Summary

Lab Sample ID	Client Sample ID	Collection Date
0203228-01A	TE-MW-2-22 (3')	3/26/02
0203228-02A	TE-MW-2-22 (2-3')	3/26/02
0203228-03A	TE-MW-2-22 (28-30')	3/26/02

AMRO Environmental Laboratories Corp.

Date: *05-Apr-02*

CLIENT: STV Incorporated
Project: ESA / Honeywell Bridge Plume
Lab Order: 0203228

Lab ID: 0203228-01 **Collection Date:** 3/26/02
Client Sample ID: TE-MW-2-22 (3') **Matrix:** SOIL

Analyses	Result	Limit	Qual	Units	DF	Date Analyzed
PERCENT MOISTURE		D2216				Analyst: JTS
Percent Moisture	13.3	0		wt%	1	3/28/02

Lab ID: 0203228-02 **Collection Date:** 3/26/02
Client Sample ID: TE-MW-2-22 (2-3') **Matrix:** SOIL

Analyses	Result	Limit	Qual	Units	DF	Date Analyzed
PERCENT MOISTURE		D2216				Analyst: JTS
Percent Moisture	16.8	0		wt%	1	3/28/02

Lab ID: 0203228-03 **Collection Date:** 3/26/02
Client Sample ID: TE-MW-2-22 (28-30') **Matrix:** SOIL

Analyses	Result	Limit	Qual	Units	DF	Date Analyzed
PERCENT MOISTURE		D2216				Analyst: JTS
Percent Moisture	12.9	0		wt%	1	3/28/02

Qualifiers:

ND - Not Detected at the Reporting Limit
J - Analyte detected below quantitation limits
B - Analyte detected in the associated Method Blank
* - Value exceeds Maximum Contaminant Level
S - Spike Recovery outside accepted recovery limits
R - RPD outside accepted recovery limits
E - Value above quantitation range

AMRO Environmental Laboratories Corp.

Date: *05-Apr-02*

CLIENT:	STV Incorporated	**Client Sample ID:**	TE-MW-2-22 (3')
Lab Order:	0203228		
Project:	ESA / Honeywell Bridge Plume	**Collection Date:**	3/26/02
Lab ID:	0203228-01A	**Matrix:**	SOIL

Analyses	Result	RL	Qual	Units	DF	Date Analyzed
VOLATILES BY GC/MS		**SW8260B**				Analyst: SK
Dichlorodifluoromethane	ND	51		µg/Kg-dry	1	3/29/02 11:55:00 AM
Chloromethane	ND	51		µg/Kg-dry	1	3/29/02 11:55:00 AM
Vinyl chloride	ND	25		µg/Kg-dry	1	3/29/02 11:55:00 AM
Chloroethane	ND	51		µg/Kg-dry	1	3/29/02 11:55:00 AM
Bromomethane	ND	51		µg/Kg-dry	1	3/29/02 11:55:00 AM
Trichlorofluoromethane	ND	51		µg/Kg-dry	1	3/29/02 11:55:00 AM
Acetone	ND	250		µg/Kg-dry	1	3/29/02 11:55:00 AM
1,1-Dichloroethene	ND	25		µg/Kg-dry	1	3/29/02 11:55:00 AM
Carbon disulfide	ND	51		µg/Kg-dry	1	3/29/02 11:55:00 AM
Methylene chloride	ND	51		µg/Kg-dry	1	3/29/02 11:55:00 AM
Methyl tert-butyl ether	ND	25		µg/Kg-dry	1	3/29/02 11:55:00 AM
trans-1,2-Dichloroethene	ND	25		µg/Kg-dry	1	3/29/02 11:55:00 AM
1,1-Dichloroethane	ND	25		µg/Kg-dry	1	3/29/02 11:55:00 AM
2-Butanone	ND	250		µg/Kg-dry	1	3/29/02 11:55:00 AM
2,2-Dichloropropane	ND	25		µg/Kg-dry	1	3/29/02 11:55:00 AM
cis-1,2-Dichloroethene	ND	25		µg/Kg-dry	1	3/29/02 11:55:00 AM
Chloroform	ND	25		µg/Kg-dry	1	3/29/02 11:55:00 AM
Bromochloromethane	ND	25		µg/Kg-dry	1	3/29/02 11:55:00 AM
1,1,1-Trichloroethane	ND	25		µg/Kg-dry	1	3/29/02 11:55:00 AM
1,1-Dichloropropene	ND	25		µg/Kg-dry	1	3/29/02 11:55:00 AM
Carbon tetrachloride	ND	25		µg/Kg-dry	1	3/29/02 11:55:00 AM
1,2-Dichloroethane	ND	25		µg/Kg-dry	1	3/29/02 11:55:00 AM
Benzene	ND	25		µg/Kg-dry	1	3/29/02 11:55:00 AM
Trichloroethene	ND	25		µg/Kg-dry	1	3/29/02 11:55:00 AM
1,2-Dichloropropane	ND	25		µg/Kg-dry	1	3/29/02 11:55:00 AM
Bromodichloromethane	ND	25		µg/Kg-dry	1	3/29/02 11:55:00 AM
Dibromomethane	ND	25		µg/Kg-dry	1	3/29/02 11:55:00 AM
4-Methyl-2-pentanone	ND	250		µg/Kg-dry	1	3/29/02 11:55:00 AM
cis-1,3-Dichloropropene	ND	25		µg/Kg-dry	1	3/29/02 11:55:00 AM
Toluene	ND	25		µg/Kg-dry	1	3/29/02 11:55:00 AM
trans-1,3-Dichloropropene	ND	25		µg/Kg-dry	1	3/29/02 11:55:00 AM
1,1,2-Trichloroethane	ND	25		µg/Kg-dry	1	3/29/02 11:55:00 AM
1,2-Dibromoethane	ND	25		µg/Kg-dry	1	3/29/02 11:55:00 AM
2-Hexanone	ND	250		µg/Kg-dry	1	3/29/02 11:55:00 AM
1,3-Dichloropropane	ND	25		µg/Kg-dry	1	3/29/02 11:55:00 AM
Tetrachloroethene	ND	25		µg/Kg-dry	1	3/29/02 11:55:00 AM
Dibromochloromethane	ND	25		µg/Kg-dry	1	3/29/02 11:55:00 AM
Chlorobenzene	ND	25		µg/Kg-dry	1	3/29/02 11:55:00 AM

Qualifiers:

ND - Not Detected at the Reporting Limit
J - Analyte detected below quantitation limits
B - Analyte detected in the associated Method Blank
H - Method prescribed holding time exceeded
S - Spike Recovery outside accepted recovery limits
R - RPD outside accepted recovery limits
E - Value above quantitation range
- See Case Narrative
RL - Reporting Limit; defined as the lowest concentration the laboratory can accurately quantitate.

AMRO Environmental Laboratories Corp.

Date: *05-Apr-02*

CLIENT:	STV Incorporated	**Client Sample ID:**	TE-MW-2-22 (3')
Lab Order:	0203228		
Project:	ESA / Honeywell Bridge Plume	**Collection Date:**	3/26/02
Lab ID:	0203228-01A	**Matrix:**	SOIL

Analyses	Result	RL	Qual	Units	DF	Date Analyzed
1,1,1,2-Tetrachloroethane	ND	25		µg/Kg-dry	1	3/29/02 11:55:00 AM
Ethylbenzene	ND	25		µg/Kg-dry	1	3/29/02 11:55:00 AM
m,p-Xylene	ND	25		µg/Kg-dry	1	3/29/02 11:55:00 AM
o-Xylene	ND	25		µg/Kg-dry	1	3/29/02 11:55:00 AM
Styrene	ND	25		µg/Kg-dry	1	3/29/02 11:55:00 AM
Bromoform	ND	51		µg/Kg-dry	1	3/29/02 11:55:00 AM
Isopropylbenzene	ND	25		µg/Kg-dry	1	3/29/02 11:55:00 AM
1,1,2,2-Tetrachloroethane	ND	25		µg/Kg-dry	1	3/29/02 11:55:00 AM
1,2,3-Trichloropropane	ND	25		µg/Kg-dry	1	3/29/02 11:55:00 AM
Bromobenzene	ND	25		µg/Kg-dry	1	3/29/02 11:55:00 AM
n-Propylbenzene	ND	25		µg/Kg-dry	1	3/29/02 11:55:00 AM
2-Chlorotoluene	ND	25		µg/Kg-dry	1	3/29/02 11:55:00 AM
4-Chlorotoluene	ND	25		µg/Kg-dry	1	3/29/02 11:55:00 AM
1,3,5-Trimethylbenzene	ND	25		µg/Kg-dry	1	3/29/02 11:55:00 AM
tert-Butylbenzene	ND	25		µg/Kg-dry	1	3/29/02 11:55:00 AM
1,2,4-Trimethylbenzene	ND	25		µg/Kg-dry	1	3/29/02 11:55:00 AM
sec-Butylbenzene	ND	25		µg/Kg-dry	1	3/29/02 11:55:00 AM
4-Isopropyltoluene	ND	25		µg/Kg-dry	1	3/29/02 11:55:00 AM
1,3-Dichlorobenzene	ND	25		µg/Kg-dry	1	3/29/02 11:55:00 AM
1,4-Dichlorobenzene	ND	25		µg/Kg-dry	1	3/29/02 11:55:00 AM
n-Butylbenzene	ND	25		µg/Kg-dry	1	3/29/02 11:55:00 AM
1,2-Dichlorobenzene	ND	25		µg/Kg-dry	1	3/29/02 11:55:00 AM
1,2-Dibromo-3-chloropropane	ND	130		µg/Kg-dry	1	3/29/02 11:55:00 AM
1,2,4-Trichlorobenzene	ND	25		µg/Kg-dry	1	3/29/02 11:55:00 AM
Hexachlorobutadiene	ND	51		µg/Kg-dry	1	3/29/02 11:55:00 AM
Naphthalene	ND	51		µg/Kg-dry	1	3/29/02 11:55:00 AM
1,2,3-Trichlorobenzene	ND	25		µg/Kg-dry	1	3/29/02 11:55:00 AM
Surr: Dibromofluoromethane	96.0	60-124		%REC	1	3/29/02 11:55:00 AM
Surr: 1,2-Dichloroethane-d4	99.5	55-128		%REC	1	3/29/02 11:55:00 AM
Surr: Toluene-d8	89.3	63-127		%REC	1	3/29/02 11:55:00 AM
Surr: 4-Bromofluorobenzene	88.2	58-125		%REC	1	3/29/02 11:55:00 AM

Qualifiers:

ND - Not Detected at the Reporting Limit

J - Analyte detected below quantitation limits

B - Analyte detected in the associated Method Blank

H - Method prescribed holding time exceeded

S - Spike Recovery outside accepted recovery limits

R - RPD outside accepted recovery limits

E - Value above quantitation range

- See Case Narrative

RL - Reporting Limit; defined as the lowest concentration the laboratory can accurately quantitate.

AMRO Environmental Laboratories Corp.

Date: *05-Apr-02*

CLIENT:	STV Incorporated	**Client Sample ID:**	TE-MW-2-22 (28-30')
Lab Order:	0203228		
Project:	ESA / Honeywell Bridge Plume	**Collection Date:**	3/26/02
Lab ID:	0203228-03A	**Matrix:**	SOIL

Analyses	Result	RL	Qual	Units	DF	Date Analyzed
VOLATILES BY GC/MS		**SW8260B**				Analyst: SK
Dichlorodifluoromethane	ND	55		µg/Kg-dry	1	3/29/02 12:30:00 PM
Chloromethane	ND	55		µg/Kg-dry	1	3/29/02 12:30:00 PM
Vinyl chloride	ND	28		µg/Kg-dry	1	3/29/02 12:30:00 PM
Chloroethane	ND	55		µg/Kg-dry	1	3/29/02 12:30:00 PM
Bromomethane	ND	55		µg/Kg-dry	1	3/29/02 12:30:00 PM
Trichlorofluoromethane	ND	55		µg/Kg-dry	1	3/29/02 12:30:00 PM
Acetone	ND	280		µg/Kg-dry	1	3/29/02 12:30:00 PM
1,1-Dichloroethene	ND	28		µg/Kg-dry	1	3/29/02 12:30:00 PM
Carbon disulfide	ND	55		µg/Kg-dry	1	3/29/02 12:30:00 PM
Methylene chloride	ND	55		µg/Kg-dry	1	3/29/02 12:30:00 PM
Methyl tert-butyl ether	ND	28		µg/Kg-dry	1	3/29/02 12:30:00 PM
trans-1,2-Dichloroethene	ND	28		µg/Kg-dry	1	3/29/02 12:30:00 PM
1,1-Dichloroethane	ND	28		µg/Kg-dry	1	3/29/02 12:30:00 PM
2-Butanone	ND	280		µg/Kg-dry	1	3/29/02 12:30:00 PM
2,2-Dichloropropane	ND	28		µg/Kg-dry	1	3/29/02 12:30:00 PM
cis-1,2-Dichloroethene	ND	28		µg/Kg-dry	1	3/29/02 12:30:00 PM
Chloroform	ND	28		µg/Kg-dry	1	3/29/02 12:30:00 PM
Bromochloromethane	ND	28		µg/Kg-dry	1	3/29/02 12:30:00 PM
1,1,1-Trichloroethane	ND	28		µg/Kg-dry	1	3/29/02 12:30:00 PM
1,1-Dichloropropene	ND	28		µg/Kg-dry	1	3/29/02 12:30:00 PM
Carbon tetrachloride	ND	28		µg/Kg-dry	1	3/29/02 12:30:00 PM
1,2-Dichloroethane	ND	28		µg/Kg-dry	1	3/29/02 12:30:00 PM
Benzene	ND	28		µg/Kg-dry	1	3/29/02 12:30:00 PM
Trichloroethene	ND	28		µg/Kg-dry	1	3/29/02 12:30:00 PM
1,2-Dichloropropane	ND	28		µg/Kg-dry	1	3/29/02 12:30:00 PM
Bromodichloromethane	ND	28		µg/Kg-dry	1	3/29/02 12:30:00 PM
Dibromomethane	ND	28		µg/Kg-dry	1	3/29/02 12:30:00 PM
4-Methyl-2-pentanone	ND	280		µg/Kg-dry	1	3/29/02 12:30:00 PM
cis-1,3-Dichloropropene	ND	28		µg/Kg-dry	1	3/29/02 12:30:00 PM
Toluene	ND	28		µg/Kg-dry	1	3/29/02 12:30:00 PM
trans-1,3-Dichloropropene	ND	28		µg/Kg-dry	1	3/29/02 12:30:00 PM
1,1,2-Trichloroethane	ND	28		µg/Kg-dry	1	3/29/02 12:30:00 PM
1,2-Dibromoethane	ND	28		µg/Kg-dry	1	3/29/02 12:30:00 PM
2-Hexanone	ND	280		µg/Kg-dry	1	3/29/02 12:30:00 PM
1,3-Dichloropropane	ND	28		µg/Kg-dry	1	3/29/02 12:30:00 PM
Tetrachloroethene	ND	28		µg/Kg-dry	1	3/29/02 12:30:00 PM
Dibromochloromethane	ND	28		µg/Kg-dry	1	3/29/02 12:30:00 PM
Chlorobenzene	ND	28		µg/Kg-dry	1	3/29/02 12:30:00 PM

Qualifiers:

ND - Not Detected at the Reporting Limit

J - Analyte detected below quantitation limits

B - Analyte detected in the associated Method Blank

H - Method prescribed holding time exceeded

S - Spike Recovery outside accepted recovery limits

R - RPD outside accepted recovery limits

E - Value above quantitation range

- See Case Narrative

RL - Reporting Limit; defined as the lowest concentration the laboratory can accurately quantitate.

AMRO Environmental Laboratories Corp.

Date: *05-Apr-02*

CLIENT:	STV Incorporated	**Client Sample ID:**	TE-MW-2-22 (28-30')
Lab Order:	0203228		
Project:	ESA / Honeywell Bridge Plume	**Collection Date:**	3/26/02
Lab ID:	0203228-03A	**Matrix:**	SOIL

Analyses	Result	RL	Qual	Units	DF	Date Analyzed
1,1,1,2-Tetrachloroethane	ND	28		µg/Kg-dry	1	3/29/02 12:30:00 PM
Ethylbenzene	ND	28		µg/Kg-dry	1	3/29/02 12:30:00 PM
m,p-Xylene	ND	28		µg/Kg-dry	1	3/29/02 12:30:00 PM
o-Xylene	ND	28		µg/Kg-dry	1	3/29/02 12:30:00 PM
Styrene	ND	28		µg/Kg-dry	1	3/29/02 12:30:00 PM
Bromoform	ND	55		µg/Kg-dry	1	3/29/02 12:30:00 PM
Isopropylbenzene	ND	28		µg/Kg-dry	1	3/29/02 12:30:00 PM
1,1,2,2-Tetrachloroethane	ND	28		µg/Kg-dry	1	3/29/02 12:30:00 PM
1,2,3-Trichloropropane	ND	28		µg/Kg-dry	1	3/29/02 12:30:00 PM
Bromobenzene	ND	28		µg/Kg-dry	1	3/29/02 12:30:00 PM
n-Propylbenzene	ND	28		µg/Kg-dry	1	3/29/02 12:30:00 PM
2-Chlorotoluene	ND	28		µg/Kg-dry	1	3/29/02 12:30:00 PM
4-Chlorotoluene	ND	28		µg/Kg-dry	1	3/29/02 12:30:00 PM
1,3,5-Trimethylbenzene	ND	28		µg/Kg-dry	1	3/29/02 12:30:00 PM
tert-Butylbenzene	ND	28		µg/Kg-dry	1	3/29/02 12:30:00 PM
1,2,4-Trimethylbenzene	ND	28		µg/Kg-dry	1	3/29/02 12:30:00 PM
sec-Butylbenzene	ND	28		µg/Kg-dry	1	3/29/02 12:30:00 PM
4-Isopropyltoluene	ND	28		µg/Kg-dry	1	3/29/02 12:30:00 PM
1,3-Dichlorobenzene	ND	28		µg/Kg-dry	1	3/29/02 12:30:00 PM
1,4-Dichlorobenzene	ND	28		µg/Kg-dry	1	3/29/02 12:30:00 PM
n-Butylbenzene	ND	28		µg/Kg-dry	1	3/29/02 12:30:00 PM
1,2-Dichlorobenzene	ND	28		µg/Kg-dry	1	3/29/02 12:30:00 PM
1,2-Dibromo-3-chloropropane	ND	140		µg/Kg-dry	1	3/29/02 12:30:00 PM
1,2,4-Trichlorobenzene	ND	28		µg/Kg-dry	1	3/29/02 12:30:00 PM
Hexachlorobutadiene	ND	55		µg/Kg-dry	1	3/29/02 12:30:00 PM
Naphthalene	ND	55		µg/Kg-dry	1	3/29/02 12:30:00 PM
1,2,3-Trichlorobenzene	ND	28		µg/Kg-dry	1	3/29/02 12:30:00 PM
Surr: Dibromofluoromethane	99.7	60-124		%REC	1	3/29/02 12:30:00 PM
Surr: 1,2-Dichloroethane-d4	104	55-128		%REC	1	3/29/02 12:30:00 PM
Surr: Toluene-d8	91.5	63-127		%REC	1	3/29/02 12:30:00 PM
Surr: 4-Bromofluorobenzene	93.3	58-125		%REC	1	3/29/02 12:30:00 PM

Qualifiers:

ND - Not Detected at the Reporting Limit
J - Analyte detected below quantitation limits
B - Analyte detected in the associated Method Blank
H - Method prescribed holding time exceeded
S - Spike Recovery outside accepted recovery limits
R - RPD outside accepted recovery limits
E - Value above quantitation range
- See Case Narrative
RL - Reporting Limit; defined as the lowest concentration the laboratory can accurately quantitate.

AMRO Environmental Laboratories Corp.

Date: *05-Apr-02*

CLIENT:	STV Incorporated	**Client Sample ID:**	TE-MW-2-22 (2-3')
Lab Order:	0203228		
Project:	ESA / Honeywell Bridge Plume	**Collection Date:**	3/26/02
Lab ID:	0203228-02A	**Matrix:**	SOIL

Analyses	Result	RL	Qual	Units	DF	Date Analyzed
SEMIVOLATILE ORGANICS		**SW8270C**				Analyst: KD
Phenol	ND	300		µg/Kg-dry	1	4/2/02 3:47:00 PM
Bis(2-chloroethyl)ether	ND	300		µg/Kg-dry	1	4/2/02 3:47:00 PM
2-Chlorophenol	ND	300		µg/Kg-dry	1	4/2/02 3:47:00 PM
1,3-Dichlorobenzene	ND	300		µg/Kg-dry	1	4/2/02 3:47:00 PM
1,4-Dichlorobenzene	ND	300		µg/Kg-dry	1	4/2/02 3:47:00 PM
Benzyl alcohol	ND	600		µg/Kg-dry	1	4/2/02 3:47:00 PM
2-Methylphenol	ND	300		µg/Kg-dry	1	4/2/02 3:47:00 PM
1,2-Dichlorobenzene	ND	300		µg/Kg-dry	1	4/2/02 3:47:00 PM
Bis(2-chloroisopropyl)ether	ND	300		µg/Kg-dry	1	4/2/02 3:47:00 PM
4-Methylphenol	ND	300		µg/Kg-dry	1	4/2/02 3:47:00 PM
N-Nitrosodi-n-propylamine	ND	300		µg/Kg-dry	1	4/2/02 3:47:00 PM
Hexachloroethane	ND	300		µg/Kg-dry	1	4/2/02 3:47:00 PM
Nitrobenzene	ND	300		µg/Kg-dry	1	4/2/02 3:47:00 PM
Isophorone	ND	300		µg/Kg-dry	1	4/2/02 3:47:00 PM
2,4-Dimethylphenol	ND	300		µg/Kg-dry	1	4/2/02 3:47:00 PM
Benzoic acid	ND	600		µg/Kg-dry	1	4/2/02 3:47:00 PM
2-Nitrophenol	ND	300		µg/Kg-dry	1	4/2/02 3:47:00 PM
Bis(2-chloroethoxy)methane	ND	300		µg/Kg-dry	1	4/2/02 3:47:00 PM
2,4-Dichlorophenol	ND	300		µg/Kg-dry	1	4/2/02 3:47:00 PM
1,2,4-Trichlorobenzene	ND	300		µg/Kg-dry	1	4/2/02 3:47:00 PM
Naphthalene	ND	300		µg/Kg-dry	1	4/2/02 3:47:00 PM
4-Chloroaniline	ND	300		µg/Kg-dry	1	4/2/02 3:47:00 PM
Hexachlorobutadiene	ND	300		µg/Kg-dry	1	4/2/02 3:47:00 PM
4-Chloro-3-methylphenol	ND	600		µg/Kg-dry	1	4/2/02 3:47:00 PM
2-Methylnaphthalene	ND	300		µg/Kg-dry	1	4/2/02 3:47:00 PM
Hexachlorocyclopentadiene	ND	300		µg/Kg-dry	1	4/2/02 3:47:00 PM
2,4,6-Trichlorophenol	ND	300		µg/Kg-dry	1	4/2/02 3:47:00 PM
2,4,5-Trichlorophenol	ND	300		µg/Kg-dry	1	4/2/02 3:47:00 PM
2-Chloronaphthalene	ND	300		µg/Kg-dry	1	4/2/02 3:47:00 PM
2-Nitroaniline	ND	600		µg/Kg-dry	1	4/2/02 3:47:00 PM
Dimethyl phthalate	ND	300		µg/Kg-dry	1	4/2/02 3:47:00 PM
2,6-Dinitrotoluene	ND	300		µg/Kg-dry	1	4/2/02 3:47:00 PM
Acenaphthylene	ND	300		µg/Kg-dry	1	4/2/02 3:47:00 PM
3-Nitroaniline	ND	600		µg/Kg-dry	1	4/2/02 3:47:00 PM
4-Nitrophenol	ND	600		µg/Kg-dry	1	4/2/02 3:47:00 PM
2,4-Dinitrophenol	ND	600		µg/Kg-dry	1	4/2/02 3:47:00 PM
Acenaphthene	ND	300		µg/Kg-dry	1	4/2/02 3:47:00 PM
2,4-Dinitrotoluene	ND	300		µg/Kg-dry	1	4/2/02 3:47:00 PM

Qualifiers:

ND - Not Detected at the Reporting Limit

J - Analyte detected below quantitation limits

B - Analyte detected in the associated Method Blank

H - Method prescribed holding time exceeded

S - Spike Recovery outside accepted recovery limits

R - RPD outside accepted recovery limits

E - Value above quantitation range

- See Case Narrative

RL - Reporting Limit; defined as the lowest concentration the laboratory can accurately quantitate.

AMRO Environmental Laboratories Corp.

Date: *05-Apr-02*

CLIENT:	STV Incorporated	**Client Sample ID:**	TE-MW-2-22 (2-3')
Lab Order:	0203228		
Project:	ESA / Honeywell Bridge Plume	**Collection Date:**	3/26/02
Lab ID:	0203228-02A	**Matrix:**	SOIL

Analyses	Result	RL	Qual	Units	DF	Date Analyzed
Dibenzofuran	ND	300		µg/Kg-dry	1	4/2/02 3:47:00 PM
Diethyl phthalate	ND	300		µg/Kg-dry	1	4/2/02 3:47:00 PM
4-Chlorophenyl phenyl ether	ND	300		µg/Kg-dry	1	4/2/02 3:47:00 PM
Fluorene	ND	300		µg/Kg-dry	1	4/2/02 3:47:00 PM
4-Nitroaniline	ND	600		µg/Kg-dry	1	4/2/02 3:47:00 PM
4,6-Dinitro-2-methylphenol	ND	600		µg/Kg-dry	1	4/2/02 3:47:00 PM
N-Nitrosodiphenylamine	ND	300		µg/Kg-dry	1	4/2/02 3:47:00 PM
1,2-Diphenylhydrazine (as Azobenzene)	ND	300		µg/Kg-dry	1	4/2/02 3:47:00 PM
4-Bromophenyl phenyl ether	ND	300		µg/Kg-dry	1	4/2/02 3:47:00 PM
Hexachlorobenzene	ND	300		µg/Kg-dry	1	4/2/02 3:47:00 PM
Pentachlorophenol	ND	600		µg/Kg-dry	1	4/2/02 3:47:00 PM
Phenanthrene	ND	300		µg/Kg-dry	1	4/2/02 3:47:00 PM
Anthracene	ND	300		µg/Kg-dry	1	4/2/02 3:47:00 PM
Carbazole	ND	300		µg/Kg-dry	1	4/2/02 3:47:00 PM
Di-n-butyl phthalate	ND	300		µg/Kg-dry	1	4/2/02 3:47:00 PM
Fluoranthene	ND	300		µg/Kg-dry	1	4/2/02 3:47:00 PM
Pyrene	ND	300		µg/Kg-dry	1	4/2/02 3:47:00 PM
Butyl benzyl phthalate	ND	300		µg/Kg-dry	1	4/2/02 3:47:00 PM
Bis(2-ethylhexyl)phthalate	ND	300		µg/Kg-dry	1	4/2/02 3:47:00 PM
3,3'-Dichlorobenzidine	ND	300		µg/Kg-dry	1	4/2/02 3:47:00 PM
Benz(a)anthracene	ND	300		µg/Kg-dry	1	4/2/02 3:47:00 PM
Chrysene	ND	300		µg/Kg-dry	1	4/2/02 3:47:00 PM
Di-n-octyl phthalate	ND	300		µg/Kg-dry	1	4/2/02 3:47:00 PM
Benzo(b)fluoranthene	ND	300		µg/Kg-dry	1	4/2/02 3:47:00 PM
Benzo(k)fluoranthene	ND	300		µg/Kg-dry	1	4/2/02 3:47:00 PM
Benzo(a)pyrene	ND	300		µg/Kg-dry	1	4/2/02 3:47:00 PM
Dibenz(a,h)anthracene	ND	300		µg/Kg-dry	1	4/2/02 3:47:00 PM
Indeno(1,2,3-cd)pyrene	ND	300		µg/Kg-dry	1	4/2/02 3:47:00 PM
Benzo(g,h,i)perylene	ND	300		µg/Kg-dry	1	4/2/02 3:47:00 PM
Surr: 2-Fluorophenol	89.3	28-93		%REC	1	4/2/02 3:47:00 PM
Surr: Phenol-d5	80.6	31-97		%REC	1	4/2/02 3:47:00 PM
Surr: Nitrobenzene-d5	71.2	32-95		%REC	1	4/2/02 3:47:00 PM
Surr: 2-Fluorobiphenyl	81.9	38-98		%REC	1	4/2/02 3:47:00 PM
Surr: 2,4,6-Tribromophenol	91.7	34-114		%REC	1	4/2/02 3:47:00 PM
Surr: 4-Terphenyl-d14	89.1	41-108		%REC	1	4/2/02 3:47:00 PM

Qualifiers:

ND - Not Detected at the Reporting Limit
J - Analyte detected below quantitation limits
B - Analyte detected in the associated Method Blank
H - Method prescribed holding time exceeded
S - Spike Recovery outside accepted recovery limits
R - RPD outside accepted recovery limits
E - Value above quantitation range
- See Case Narrative
RL - Reporting Limit; defined as the lowest concentration the laboratory can accurately quantitate.

AMRO Environmental Laboratories Corp.

Date: *05-Apr-02*

CLIENT:	STV Incorporated	**Client Sample ID:**	TE-MW-2-22 (28-30')
Lab Order:	0203228		
Project:	ESA / Honeywell Bridge Plume	**Collection Date:**	3/26/02
Lab ID:	0203228-03A	**Matrix:**	SOIL

Analyses	Result	RL	Qual	Units	DF	Date Analyzed
SEMIVOLATILE ORGANICS		**SW8270C**				Analyst: KD
Phenol	ND	280		µg/Kg-dry	1	4/2/02 5:04:00 PM
Bis(2-chloroethyl)ether	ND	280		µg/Kg-dry	1	4/2/02 5:04:00 PM
2-Chlorophenol	ND	280		µg/Kg-dry	1	4/2/02 5:04:00 PM
1,3-Dichlorobenzene	ND	280		µg/Kg-dry	1	4/2/02 5:04:00 PM
1,4-Dichlorobenzene	ND	280		µg/Kg-dry	1	4/2/02 5:04:00 PM
Benzyl alcohol	ND	550		µg/Kg-dry	1	4/2/02 5:04:00 PM
2-Methylphenol	ND	280		µg/Kg-dry	1	4/2/02 5:04:00 PM
1,2-Dichlorobenzene	ND	280		µg/Kg-dry	1	4/2/02 5:04:00 PM
Bis(2-chloroisopropyl)ether	ND	280		µg/Kg-dry	1	4/2/02 5:04:00 PM
4-Methylphenol	ND	280		µg/Kg-dry	1	4/2/02 5:04:00 PM
N-Nitrosodi-n-propylamine	ND	280		µg/Kg-dry	1	4/2/02 5:04:00 PM
Hexachloroethane	ND	280		µg/Kg-dry	1	4/2/02 5:04:00 PM
Nitrobenzene	ND	280		µg/Kg-dry	1	4/2/02 5:04:00 PM
Isophorone	ND	280		µg/Kg-dry	1	4/2/02 5:04:00 PM
2,4-Dimethylphenol	ND	280		µg/Kg-dry	1	4/2/02 5:04:00 PM
Benzoic acid	ND	550		µg/Kg-dry	1	4/2/02 5:04:00 PM
2-Nitrophenol	ND	280		µg/Kg-dry	1	4/2/02 5:04:00 PM
Bis(2-chloroethoxy)methane	ND	280		µg/Kg-dry	1	4/2/02 5:04:00 PM
2,4-Dichlorophenol	ND	280		µg/Kg-dry	1	4/2/02 5:04:00 PM
1,2,4-Trichlorobenzene	ND	280		µg/Kg-dry	1	4/2/02 5:04:00 PM
Naphthalene	ND	280		µg/Kg-dry	1	4/2/02 5:04:00 PM
4-Chloroaniline	ND	280		µg/Kg-dry	1	4/2/02 5:04:00 PM
Hexachlorobutadiene	ND	280		µg/Kg-dry	1	4/2/02 5:04:00 PM
4-Chloro-3-methylphenol	ND	550		µg/Kg-dry	1	4/2/02 5:04:00 PM
2-Methylnaphthalene	ND	280		µg/Kg-dry	1	4/2/02 5:04:00 PM
Hexachlorocyclopentadiene	ND	280		µg/Kg-dry	1	4/2/02 5:04:00 PM
2,4,6-Trichlorophenol	ND	280		µg/Kg-dry	1	4/2/02 5:04:00 PM
2,4,5-Trichlorophenol	ND	280		µg/Kg-dry	1	4/2/02 5:04:00 PM
2-Chloronaphthalene	ND	280		µg/Kg-dry	1	4/2/02 5:04:00 PM
2-Nitroaniline	ND	550		µg/Kg-dry	1	4/2/02 5:04:00 PM
Dimethyl phthalate	ND	280		µg/Kg-dry	1	4/2/02 5:04:00 PM
2,6-Dinitrotoluene	ND	280		µg/Kg-dry	1	4/2/02 5:04:00 PM
Acenaphthylene	ND	280		µg/Kg-dry	1	4/2/02 5:04:00 PM
3-Nitroaniline	ND	550		µg/Kg-dry	1	4/2/02 5:04:00 PM
4-Nitrophenol	ND	550		µg/Kg-dry	1	4/2/02 5:04:00 PM
2,4-Dinitrophenol	ND	550		µg/Kg-dry	1	4/2/02 5:04:00 PM
Acenaphthene	ND	280		µg/Kg-dry	1	4/2/02 5:04:00 PM
2,4-Dinitrotoluene	ND	280		µg/Kg-dry	1	4/2/02 5:04:00 PM

Qualifiers:

ND - Not Detected at the Reporting Limit
J - Analyte detected below quantitation limits
B - Analyte detected in the associated Method Blank
H - Method prescribed holding time exceeded
S - Spike Recovery outside accepted recovery limits
R - RPD outside accepted recovery limits
E - Value above quantitation range
- See Case Narrative
RL - Reporting Limit; defined as the lowest concentration the laboratory can accurately quantitate.

AMRO Environmental Laboratories Corp.

Date: *05-Apr-02*

CLIENT:	STV Incorporated	**Client Sample ID:**	TE-MW-2-22 (28-30')
Lab Order:	0203228		
Project:	ESA / Honeywell Bridge Plume	**Collection Date:**	3/26/02
Lab ID:	0203228-03A	**Matrix:**	SOIL

Analyses	Result	RL	Qual	Units	DF	Date Analyzed
Dibenzofuran	ND	280		µg/Kg-dry	1	4/2/02 5:04:00 PM
Diethyl phthalate	ND	280		µg/Kg-dry	1	4/2/02 5:04:00 PM
4-Chlorophenyl phenyl ether	ND	280		µg/Kg-dry	1	4/2/02 5:04:00 PM
Fluorene	ND	280		µg/Kg-dry	1	4/2/02 5:04:00 PM
4-Nitroaniline	ND	550		µg/Kg-dry	1	4/2/02 5:04:00 PM
4,6-Dinitro-2-methylphenol	ND	550		µg/Kg-dry	1	4/2/02 5:04:00 PM
N-Nitrosodiphenylamine	ND	280		µg/Kg-dry	1	4/2/02 5:04:00 PM
1,2-Diphenylhydrazine (as Azobenzene)	ND	280		µg/Kg-dry	1	4/2/02 5:04:00 PM
4-Bromophenyl phenyl ether	ND	280		µg/Kg-dry	1	4/2/02 5:04:00 PM
Hexachlorobenzene	ND	280		µg/Kg-dry	1	4/2/02 5:04:00 PM
Pentachlorophenol	ND	550		µg/Kg-dry	1	4/2/02 5:04:00 PM
Phenanthrene	ND	280		µg/Kg-dry	1	4/2/02 5:04:00 PM
Anthracene	ND	280		µg/Kg-dry	1	4/2/02 5:04:00 PM
Carbazole	ND	280		µg/Kg-dry	1	4/2/02 5:04:00 PM
Di-n-butyl phthalate	ND	280		µg/Kg-dry	1	4/2/02 5:04:00 PM
Fluoranthene	ND	280		µg/Kg-dry	1	4/2/02 5:04:00 PM
Pyrene	ND	280		µg/Kg-dry	1	4/2/02 5:04:00 PM
Butyl benzyl phthalate	ND	280		µg/Kg-dry	1	4/2/02 5:04:00 PM
Bis(2-ethylhexyl)phthalate	ND	280		µg/Kg-dry	1	4/2/02 5:04:00 PM
3,3'-Dichlorobenzidine	ND	280		µg/Kg-dry	1	4/2/02 5:04:00 PM
Benz(a)anthracene	ND	280		µg/Kg-dry	1	4/2/02 5:04:00 PM
Chrysene	ND	280		µg/Kg-dry	1	4/2/02 5:04:00 PM
Di-n-octyl phthalate	ND	280		µg/Kg-dry	1	4/2/02 5:04:00 PM
Benzo(b)fluoranthene	ND	280		µg/Kg-dry	1	4/2/02 5:04:00 PM
Benzo(k)fluoranthene	ND	280		µg/Kg-dry	1	4/2/02 5:04:00 PM
Benzo(a)pyrene	ND	280		µg/Kg-dry	1	4/2/02 5:04:00 PM
Dibenz(a,h)anthracene	ND	280		µg/Kg-dry	1	4/2/02 5:04:00 PM
Indeno(1,2,3-cd)pyrene	ND	280		µg/Kg-dry	1	4/2/02 5:04:00 PM
Benzo(g,h,i)perylene	ND	280		µg/Kg-dry	1	4/2/02 5:04:00 PM
Surr: 2-Fluorophenol	82.3	28-93		%REC	1	4/2/02 5:04:00 PM
Surr: Phenol-d5	74.1	31-97		%REC	1	4/2/02 5:04:00 PM
Surr: Nitrobenzene-d5	70.4	32-95		%REC	1	4/2/02 5:04:00 PM
Surr: 2-Fluorobiphenyl	75.6	38-98		%REC	1	4/2/02 5:04:00 PM
Surr: 2,4,6-Tribromophenol	79.5	34-114		%REC	1	4/2/02 5:04:00 PM
Surr: 4-Terphenyl-d14	86.2	41-108		%REC	1	4/2/02 5:04:00 PM

Qualifiers:

ND - Not Detected at the Reporting Limit
J - Analyte detected below quantitation limits
B - Analyte detected in the associated Method Blank
H - Method prescribed holding time exceeded
S - Spike Recovery outside accepted recovery limits
R - RPD outside accepted recovery limits
E - Value above quantitation range
- See Case Narrative
RL - Reporting Limit; defined as the lowest concentration the laboratory can accurately quantitate.

AMRO Environmental Laboratories Corp.

05-Apr-02

Lab Order: 0203228
Client: STV Incorporated
Project: ESA / Honeywell Bridge Plume

DATES REPORT

Sample ID	Client Sample ID	Collection Date	Matrix	Test Name	TCLP Date	Prep Date	Analysis Date
0203228-01A	TE-MW-2-22 (3')	3/26/02	Soil	Percent Moisture			3/28/02
				VOLATILES by GC/MS, Bulk Soil		3/26/02	3/29/02
0203228-02A	TE-MW-2-22 (2-3')			Percent Moisture			3/28/02
				SEMIVOLATILE ORGANICS, Soil/Solids		4/1/02	4/2/02
0203228-03A	TE-MW-2-22 (28-30')			Percent Moisture			3/28/02
				SEMIVOLATILE ORGANICS, Soil/Solids		4/1/02	4/2/02
				VOLATILES by GC/MS, Bulk Soil		3/26/02	3/29/02

AMRO Environmental Laboratories Corporation

SAMPLE RECEIPT CHECKLIST

111 Herrick Street
Merrimack, NH 03054
(603) 424-2022

Client: STV
Project Name: ESA Honeywell Bridge Plume
Ship via: (circle one) Fed Ex., UPS, AMRO Courier, Hand Del., Other Courier, Other:

AMRO ID: C208228
Date Rec.: 03-27-02
Date Due: 03-08-02

Items to be Checked Upon Receipt	Yes	No	NA	Comments
1. Army Samples received in individual plastic bags?			✓	Pa in bubble
2. Custody Seals present?			✓	
3. Custody Seals Intact?			✓	
4. Air Bill included in folder if received?	✓			
5. Is COC included with samples?	✓			
6. Is COC signed and dated by client?	✓			
7. Laboratory receipt temperature. TEMP = 2°				
Samples rec. with ice ✓ ice packs ___ neither ___				
8. Were samples received the same day they were sampled?		✓		
Is client temperature 4°C ± 2°C?	✓			
If no obtain authorization from the client for the analyses.				
Client authorization from: Date: Obtained by:				
9. Is the COC filled out correctly and completely?	✓			
10. Does the info on the COC match the samples?	✓	✓		See fax
11. Were samples rec. within holding time?	✓			
12. Were all samples properly labeled?	✓	✓		
13. Were all samples properly preserved?			✓	
14. Were proper sample containers used?	✓			
15. Were all samples received intact? (none broken or leaking)	✓			
16. Were VOA vials rec. with no air bubbles?			✓	
17. Were the sample volumes sufficient for requested analysis?	✓			
18. Were all samples received?	✓	✓	1	See fax
19. VPH and VOA Soils only:	✓			
Sampling Method VPH (circle one): M=Methanol, E=EnCore (air-tight container)				
Sampling Method VOA (circle one): M=Methanol, SB=Sodium Bisulfate, E=EnCore, B=Bulk				
If M or SB:				
Does preservative cover the soil?				
If NO then client must be faxed.				
Does preservation level come close to the fill line on the vial?				
If NO then client must be faxed.				
Were vials provided by AMRO?				
If NO then weights MUST be obtained from client				
Was dry weight aliquot provided?				
If NO then fax client and inform the VOA lab ASAP.				
20. Subcontracted Samples:			✓	
What samples sent:				
Where sent:				
Date:				
Analysis:				
TAT:				
21. Information entered into:				
Internal Tracking Log?	✓			
Dry Weight Log?	✓			
Client Log?			✓	
Composite Log?			✓	
Filtration Log?			✓	

Received By: CC Date: 3-27-02 Logged in By: GG Date: 03-27-02
Labeled By: GG Date: 03-27-02 Checked By: MG Date: 3-28-02

NA= Not Applicable

AMRO Environmental Laboratories Corporation
111 Herrick Street
Merrimack, N.H. 03054
Office: 603-424-2022 Fax: 603-429-8496

CHAIN OF CUSTODY RECORD

33543

Proj. No.:

Project Name: ESA / Honeywell Bridge Plume

Project State:

Samplers (Signature): Hal Newell / Romana Nowonik

PAGE 1 OF 1

Sta. No.	Date	Time	Comp	Grab	Station Location	Type Size, & No. of Containers	MATRIX Water - A Soil/Solid-S Waste-W Other-O Explain	VOCs (TCL)	SVOCs (TCL)						Remarks
	3/26/02	12:00		X	TE-MW-2-22 (.3')	2 oz X1	S	X							
	3/26/02	12.00	X		TE-MW-2-22 (2-3')	(4 oz) X2	S		X						
	3/26/02	21:10		X	TE-MW-2-22 (28-30')	4 oz X1	S	X	X						Run VOCs + SVOCs same jar
	~~3/26/02~~	~~12:00~~	~~X~~		~~TE-MW-2-22 2-3'~~	~~4 oz~~	~~S~~								~~Duplicate~~ RH

Please print clearly, legibly and completely. Samples cannot be logged in and the turnaround time clock will not start until any ambiguities are resolved.

PRIORITY TURNAROUND TIME AUTHORIZATION

Before submitting samples for expedited T.A.T., you must have requested in advance and received a coded **T.A.T. AUTHORIZATION NUMBER.**

AUTHORIZATION NO._____ **T.A.T. authorized by:**_____

Relinquished by (Signature)	Date Time	Received by (Signature)
Romona Nowonik	3/26/02	Fed Ex
Relinquished by (Signature)	Date Time	Received by (Signature)
Relinquished by (Signature)	Date Time	Received by (Signature)
Relinquished by (Signature)	Date Time	Received for Laboratory by: (Signature)
	3/27/02 0915	C Cearley

☒ Fax to (phone): 212 695 8566

Results needed:

PO#:

AMRO Project No.: 0203228

Seal Intact? Yes No N/A

Send Results to: Jeff Butler - STV, Inc
225 Park Ave South
New York, NY 10003

Remarks

STATE OF NEW YORK
DEPARTMENT OF HEALTH

Wadsworth Center The Governor Nelson A. Rockefeller Empire State Plaza P.O. Box 509 Albany, New York 12201-0509

Antonia C. Novello, M.D., M.P.H., Dr. P.H.
Commissioner

Dennis P. Whalen
Executive Deputy Commissioner

February 28, 2002

Dear Laboratory Director:

Please note that although your ELAP Certificate of Approval expires on 12:01 AM April 1, 2002, it is still valid until June 15, 2002, as per ELAP Certification Manual, No. 140, Page 13 of 42, dated 12/6/95, Part 55-2.4e NYCRR. "...during any extension or grace period permitted by this Subpart, a laboratory approval shall remain in force beyond the expiration date of the certificate of approval, unless such approval is specifically terminated or suspended in writing."

Further verification of your laboratory's approved ELAP status is available by calling the Program Office at (518) 485-5570.

Sincerely,

Linda L. Madlin

Linda L. Madlin
Administrative Assistant
Environmental Laboratory
Approval Program

LLM:mes

NYSDOH - WADSWORTH CENTER - ELAP - PO BOX 509 - ALBANY NY 12201-0509

NEW YORK STATE DEPARTMENT OF HEALTH
WADSWORTH CENTER
Antonia C. Novello, M.D., M.P.H., Dr.P.H. Commissioner

Expires 12:01 AM April 01, 2002
Issued September 17, 2001
Revised January 14, 2002

CERTIFICATE OF APPROVAL FOR LABORATORY SERVICE

Issued in accordance with and pursuant to section 502 Public Health Law of New York State

MS. NANCY STEWART
AMRO ENVIRONMENTAL LAB CORP
111 HERRICK STREET
MERRIMACK NH 03054 USA

NY Lab Id No: 11278
EPA Lab Code: NH00012

is hereby APPROVED as an Environmental Laboratory in conformance with the National Environmental Laboratory Accreditation Conference Standards for the category ENVIRONMENTAL ANALYSES SOLID AND HAZARDOUS WASTE All approved analytes are listed below:

Acrolein and Acrylonitrile

Acrolein	SW-846 8260B
Acrylonitrile	SW-846 8260B

Characteristic Testing

Ignitability	SW846 1010
Reactivity	SW846 Ch7, Sec. 7.3
TCLP	FED REG 1311

Chlorinated Hydrocarbon Pesticides

4,4 -DDE	SW-846 8081A
4,4 -DDT	SW-846 8081A
4,4-DDD	SW-846 8081A
Aldrin	SW-846 8081A
alpha-BHC	SW-846 8081A
beta-BHC	SW-846 8081A
Chlordane Total	SW-846 8081A
delta-BHC	SW-846 8081A
Dieldrin	SW-846 8081A
Endosulfan I	SW-846 8081A
Endosulfan II	SW-846 8081A
Endosulfan sulfate	SW-846 8081A
Endrin	SW-846 8081A
Endrin aldehyde	SW-846 8081A
Heptachlor	SW-846 8081A
Heptachlor epoxide	SW-846 8081A

Chlorinated Hydrocarbon Pesticides

Lindane	SW-846 8081A
Methoxychlor	SW-846 8081A

Chlorinated Hydrocarbons

1,2,4-Trichlorobenzene	SW-846 8270C
2-Chloronaphthalene	SW-846 8270C
Hexachlorobenzene	SW-846 8270C
Hexachlorobutadiene	SW-846 8270C
Hexachlorocyclopentadiene	SW-846 8270C
Hexachloroethane	SW-846 8270C

Haloethers

Bis (2-chloroisopropyl) ether	SW-846 8270C
Bis(2-chloroethoxy)methane	SW-846 8270C

Metals I

Barium, Total	SW-846 6010B
Cadmium, Total	SW-846 6010B
Chromium, Total	SW-846 6010B
Lead, Total	SW-846 6010B
Nickel, Total	SW-846 6010B
Silver, Total	SW-846 6010B

Metals II

Antimony, Total	SW-846 6010B
Arsenic, Total	SW-846 6010B

Serial No.: 14514

Property of the New York State Department of Health. Valid only at the address shown. Must be conspicuously posted. Valid certificates have a raised seal and may be verified by calling (518)485-5570.

DOH-3317 (3/97)

NEW YORK STATE DEPARTMENT OF HEALTH
WADSWORTH CENTER
Antonia C. Novello, M.D., M.P.H., Dr.P.H. Commissioner

Expires 12:01 AM April 01, 2002
Issued September 17, 2001
Revised January 14, 2002

CERTIFICATE OF APPROVAL FOR LABORATORY SERVICE

Issued in accordance with and pursuant to section 502 Public Health Law of New York State

MS. NANCY STEWART
AMRO ENVIRONMENTAL LAB CORP
111 HERRICK STREET
MERRIMACK NH 03054 USA

NY Lab Id No: 11278
EPA Lab Code: NH00012

is hereby APPROVED as an Environmental Laboratory in conformance with the National Environmental Laboratory Accreditation Conference Standards for the category ENVIRONMENTAL ANALYSES SOLID AND HAZARDOUS WASTE All approved analytes are listed below:

Metals II	
Selenium, Total	SW-846 6010B
Miscellaneous	
Hydrogen Ion (pH)	SW-846 9040B
	SW-846 9045C
Lead in Paint	SM18 3120B
Nitroaromatics and Isophorone	
2,4-Dinitrotoluene	SW-846 8270C
2,6-Dinitrotoluene	SW-846 8270C
Isophorone	CLP 95-2
	SW-846 8270C
Nitrobenzene	SW-846 8270C
Phthalate Esters	
Benzyl butyl phthalate	SW-846 8270C
Bis(2-ethylhexyl) phthalate	SW-846 8270C
Diethyl phthalate	SW-846 8270C
Dimethyl phthalate	SW-846 8270C
Di-n-butyl phthalate	SW-846 8270C
Di-n-octyl phthalate	SW-846 8270C
Polychlorinated Biphenyls	
PCB-1016	SW-846 8082
PCB-1221	SW-846 8082
PCB-1232	SW-846 8082
Polychlorinated Biphenyls	
PCB-1242	SW-846 8082
PCB-1248	SW-846 8082
PCB-1254	SW-846 8082
PCB-1260	SW-846 8082
Polynuclear Aromatic Hydrocarbons	
Acenaphthene	SW-846 8270C
Acenaphthylene	SW-846 8270C
Benzo(a)anthracene	SW-846 8270C
Benzo(a)pyrene	SW-846 8270C
Benzo(b)fluoranthene	SW-846 8270C
Benzo(ghi)perylene	SW-846 8270C
Chrysene	SW-846 8270C
Dibenzo(a,h)anthracene	SW-846 8270C
Fluoranthene	SW-846 8270C
Fluorene	SW-846 8270C
Indeno(1,2,3-cd)pyrene	SW-846 8270C
Naphthalene	SW-846 8270C
Phenanthrene	SW-846 8270C
Pyrene	SW-846 8270C
Priority Pollutant Phenols	
2,4,6-Trichlorophenol	SW-846 8270C
2,4-Dichlorophenol	SW-846 8270C
2,4-Dimethylphenol	SW-846 8270C

Serial No.: 14514

Property of the New York State Department of Health. Valid only at the address shown. Must be conspicuously posted. Valid certificates have a raised seal and may be verified by calling (518)485-5570.

DOH-3317 (3/97)

NEW YORK STATE DEPARTMENT OF HEALTH
WADSWORTH CENTER
Antonia C. Novello, M.D., M.P.H., Dr.P.H. Commissioner

Expires 12:01 AM April 01, 2002
Issued September 17, 2001
Revised January 14, 2002

CERTIFICATE OF APPROVAL FOR LABORATORY SERVICE

Issued in accordance with and pursuant to section 502 Public Health Law of New York State

MS. NANCY STEWART
AMRO ENVIRONMENTAL LAB CORP
111 HERRICK STREET
MERRIMACK NH 03054 USA

NY Lab Id No: 11278
EPA Lab Code: NH00012

is hereby APPROVED as an Environmental Laboratory in conformance with the National Environmental Laboratory Accreditation Conference Standards for the category ENVIRONMENTAL ANALYSES SOLID AND HAZARDOUS WASTE All approved analytes are listed below:

Priority Pollutant Phenols

2,4-Dinitrophenol	SW-846 8270C
2-Chlorophenol	SW-846 8270C
2-Methyl-4,6-dinitrophenol	SW-846 8270C
2-Nitrophenol	SW-846 8270C
4-Chloro-3-methylphenol	SW-846 8270C
4-Nitrophenol	SW-846 8270C
Pentachlorophenol	SW-846 8270C
Phenol	SW-846 8270C

Purgeable Aromatics

1,2-Dichlorobenzene	SW-846 8260B
1,3-Dichlorobenzene	SW-846 8260B
1,4-Dichlorobenzene	SW-846 8260B
Benzene	SW-846 8260B
Chlorobenzene	SW-846 8260B
Ethyl benzene	SW-846 8260B
Toluene	SW-846 8260B
Total Xylenes	SW-846 8260B

Purgeable Halocarbons

1,1,1-Trichloroethane	SW-846 8260B
1,1,2,2-Tetrachloroethane	SW-846 8260B
1,1,2-Trichloroethane	SW-846 8260B
1,1-Dichloroethane	SW-846 8260B
1,1-Dichloroethene	SW-846 8260B

Purgeable Halocarbons

1,2-Dichloroethane	SW-846 8260B
1,2-Dichloropropane	SW-846 8260B
2-Chloroethylvinyl ether	SW-846 8260B
Bromodichloromethane	SW-846 8260B
Bromoform	SW-846 8260B
Bromomethane	SW-846 8260B
Carbon tetrachloride	SW-846 8260B
Chloroethane	SW-846 8260B
Chloroform	SW-846 8260B
Chloromethane	SW-846 8260B
Dibromochloromethane	SW-846 8260B
Dichlorodifluoromethane	SW-846 8260B
Methylene chloride	SW-846 8260B
Tetrachloroethene	SW-846 8260B
Trichloroethene	SW-846 8260B
Trichlorofluoromethane	SW-846 8260B
Vinyl chloride	SW-846 8260B

Serial No.: 14514

Property of the New York State Department of Health. Valid only at the address shown. Must be conspicuously posted. Valid certificates have a raised seal and may be verified by calling (518)485-5570.

DOH-3317 (3/97)

AMRO Environmental Laboratories Corporation

111 Herrick Street, Merrimack, NH 03054
TEL: (603) 424-2022 · FAX: (603) 429-8496

April 09, 2002

Jeff Butler
STV Incorporated
469 7th Avenue
14th Floor
New York, NY 10018
TEL: (212) 904-1702
FAX: (212) 777-8492

RE: 10476 ESA Workorder No.: 0203259

Dear Jeff Butler:
AMRO Environmental Laboratories Corp. received 2 samples on 3/29/02 for the analyses presented in the following report.

AMRO operates a Quality Assurance Program which meets or exceeds National Environmental Laboratory Accreditation Conference (NELAC), state, and EPA requirements. A copy of the appropriate state and/or NELAC Certificate is attached.

The enclosed Sample Receipt Checklist details the condition of your sample(s) upon receipt. Please be advised that any unused sample volume and sample extracts will be stored for a period of 60 days from sample receipt date (90 days for samples from New York). After this time, AMRO will properly dispose of the remaining sample(s). If you require further analysis, or need the samples held for a longer period, please contact us immediately.

This report consists of a total of 14 pages. This letter is an integral part of your data report. All results in this project relate only to the sample(s) as received by the laboratory and documented in the Chain-of-Custody. This report shall not be reproduced except in full, without the written approval of the laboratory. If you have any questions regarding this project in the future, please refer to the Workorder Number above.

Sincerely,

Nancy Stewart
Vice President/LabDirector

AMRO Environmental Laboratories Corp.

Date: *09-Apr-02*

CLIENT: STV Incorporated
Project: 10476 ESA
Lab Order: 0203259
Date Received: 3/29/02

Work Order Sample Summary

Lab Sample ID	Client Sample ID	Collection Date
0203259-01A	TE-MW-22 (55')	3/28/02
0203259-02A	TE-MW-22 (50-55')	3/28/02

AMRO Environmental Laboratories Corp.

Date: *09-Apr-02*

CLIENT: STV Incorporated
Project: 10476 ESA
Lab Order: 0203259

Lab ID: 0203259-01
Client Sample ID: TE-MW-22 (55')
Collection Date: 3/28/02
Matrix: SOIL

Analyses	Result	Limit	Qual	Units	DF	Date Analyzed
PERCENT MOISTURE		D2216				Analyst: AS
Percent Moisture	19.9	0		wt%	1	4/1/02

Lab ID: 0203259-02
Client Sample ID: TE-MW-22 (50-55')
Collection Date: 3/28/02
Matrix: SOIL

Analyses	Result	Limit	Qual	Units	DF	Date Analyzed
PERCENT MOISTURE		D2216				Analyst: AS
Percent Moisture	19.1	0		wt%	1	4/1/02

Qualifiers:

ND - Not Detected at the Reporting Limit
J - Analyte detected below quantitation limits
B - Analyte detected in the associated Method Blank
* - Value exceeds Maximum Contaminant Level
S - Spike Recovery outside accepted recovery limits
R - RPD outside accepted recovery limits
E - Value above quantitation range

AMRO Environmental Laboratories Corp.

Date: *09-Apr-02*

CLIENT:	STV Incorporated	**Client Sample ID:**	TE-MW-22 (55')
Lab Order:	0203259		
Project:	10476 ESA	**Collection Date:**	3/28/02
Lab ID:	0203259-01A	**Matrix:**	SOIL

Analyses	Result	RL	Qual	Units	DF	Date Analyzed
VOLATILES BY GC/MS		**SW8260B**				Analyst: SK
Dichlorodifluoromethane	ND	59		µg/Kg-dry	1	4/1/02 12:30:00 PM
Chloromethane	ND	59		µg/Kg-dry	1	4/1/02 12:30:00 PM
Vinyl chloride	ND	30		µg/Kg-dry	1	4/1/02 12:30:00 PM
Chloroethane	ND	59		µg/Kg-dry	1	4/1/02 12:30:00 PM
Bromomethane	ND	59		µg/Kg-dry	1	4/1/02 12:30:00 PM
Trichlorofluoromethane	ND	59		µg/Kg-dry	1	4/1/02 12:30:00 PM
Acetone	ND	300		µg/Kg-dry	1	4/1/02 12:30:00 PM
1,1-Dichloroethene	ND	30		µg/Kg-dry	1	4/1/02 12:30:00 PM
Carbon disulfide	ND	59		µg/Kg-dry	1	4/1/02 12:30:00 PM
Methylene chloride	120	59		µg/Kg-dry	1	4/1/02 12:30:00 PM
Methyl tert-butyl ether	ND	30		µg/Kg-dry	1	4/1/02 12:30:00 PM
trans-1,2-Dichloroethene	ND	30		µg/Kg-dry	1	4/1/02 12:30:00 PM
1,1-Dichloroethane	ND	30		µg/Kg-dry	1	4/1/02 12:30:00 PM
2-Butanone	ND	300		µg/Kg-dry	1	4/1/02 12:30:00 PM
2,2-Dichloropropane	ND	30		µg/Kg-dry	1	4/1/02 12:30:00 PM
cis-1,2-Dichloroethene	ND	30		µg/Kg-dry	1	4/1/02 12:30:00 PM
Chloroform	ND	30		µg/Kg-dry	1	4/1/02 12:30:00 PM
Bromochloromethane	ND	30		µg/Kg-dry	1	4/1/02 12:30:00 PM
1,1,1-Trichloroethane	ND	30		µg/Kg-dry	1	4/1/02 12:30:00 PM
1,1-Dichloropropene	ND	30		µg/Kg-dry	1	4/1/02 12:30:00 PM
Carbon tetrachloride	ND	30		µg/Kg-dry	1	4/1/02 12:30:00 PM
1,2-Dichloroethane	ND	30		µg/Kg-dry	1	4/1/02 12:30:00 PM
Benzene	ND	30		µg/Kg-dry	1	4/1/02 12:30:00 PM
Trichloroethene	49	30		µg/Kg-dry	1	4/1/02 12:30:00 PM
1,2-Dichloropropane	ND	30		µg/Kg-dry	1	4/1/02 12:30:00 PM
Bromodichloromethane	ND	30		µg/Kg-dry	1	4/1/02 12:30:00 PM
Dibromomethane	ND	30		µg/Kg-dry	1	4/1/02 12:30:00 PM
4-Methyl-2-pentanone	ND	300		µg/Kg-dry	1	4/1/02 12:30:00 PM
cis-1,3-Dichloropropene	ND	30		µg/Kg-dry	1	4/1/02 12:30:00 PM
Toluene	ND	30		µg/Kg-dry	1	4/1/02 12:30:00 PM
trans-1,3-Dichloropropene	ND	30		µg/Kg-dry	1	4/1/02 12:30:00 PM
1,1,2-Trichloroethane	ND	30		µg/Kg-dry	1	4/1/02 12:30:00 PM
1,2-Dibromoethane	ND	30		µg/Kg-dry	1	4/1/02 12:30:00 PM
2-Hexanone	ND	300		µg/Kg-dry	1	4/1/02 12:30:00 PM
1,3-Dichloropropane	ND	30		µg/Kg-dry	1	4/1/02 12:30:00 PM
Tetrachloroethene	ND	30		µg/Kg-dry	1	4/1/02 12:30:00 PM
Dibromochloromethane	ND	30		µg/Kg-dry	1	4/1/02 12:30:00 PM
Chlorobenzene	ND	30		µg/Kg-dry	1	4/1/02 12:30:00 PM

Qualifiers:

ND - Not Detected at the Reporting Limit

J - Analyte detected below quantitation limits

B - Analyte detected in the associated Method Blank

H - Method prescribed holding time exceeded

S - Spike Recovery outside accepted recovery limits

R - RPD outside accepted recovery limits

E - Value above quantitation range

- See Case Narrative

RL - Reporting Limit; defined as the lowest concentration the laboratory can accurately quantitate.

AMRO Environmental Laboratories Corp.

Date: *09-Apr-02*

CLIENT:	STV Incorporated	**Client Sample ID:**	TE-MW-22 (55')
Lab Order:	0203259		
Project:	10476 ESA	**Collection Date:**	3/28/02
Lab ID:	0203259-01A	**Matrix:**	SOIL

Analyses	Result	RL	Qual	Units	DF	Date Analyzed
1,1,1,2-Tetrachloroethane	ND	30		µg/Kg-dry	1	4/1/02 12:30:00 PM
Ethylbenzene	ND	30		µg/Kg-dry	1	4/1/02 12:30:00 PM
m,p-Xylene	ND	30		µg/Kg-dry	1	4/1/02 12:30:00 PM
o-Xylene	ND	30		µg/Kg-dry	1	4/1/02 12:30:00 PM
Styrene	ND	30		µg/Kg-dry	1	4/1/02 12:30:00 PM
Bromoform	ND	59		µg/Kg-dry	1	4/1/02 12:30:00 PM
Isopropylbenzene	ND	30		µg/Kg-dry	1	4/1/02 12:30:00 PM
1,1,2,2-Tetrachloroethane	ND	30		µg/Kg-dry	1	4/1/02 12:30:00 PM
1,2,3-Trichloropropane	ND	30		µg/Kg-dry	1	4/1/02 12:30:00 PM
Bromobenzene	ND	30		µg/Kg-dry	1	4/1/02 12:30:00 PM
n-Propylbenzene	ND	30		µg/Kg-dry	1	4/1/02 12:30:00 PM
2-Chlorotoluene	ND	30		µg/Kg-dry	1	4/1/02 12:30:00 PM
4-Chlorotoluene	ND	30		µg/Kg-dry	1	4/1/02 12:30:00 PM
1,3,5-Trimethylbenzene	ND	30		µg/Kg-dry	1	4/1/02 12:30:00 PM
tert-Butylbenzene	ND	30		µg/Kg-dry	1	4/1/02 12:30:00 PM
1,2,4-Trimethylbenzene	ND	30		µg/Kg-dry	1	4/1/02 12:30:00 PM
sec-Butylbenzene	ND	30		µg/Kg-dry	1	4/1/02 12:30:00 PM
4-Isopropyltoluene	ND	30		µg/Kg-dry	1	4/1/02 12:30:00 PM
1,3-Dichlorobenzene	ND	30		µg/Kg-dry	1	4/1/02 12:30:00 PM
1,4-Dichlorobenzene	ND	30		µg/Kg-dry	1	4/1/02 12:30:00 PM
n-Butylbenzene	ND	30		µg/Kg-dry	1	4/1/02 12:30:00 PM
1,2-Dichlorobenzene	ND	30		µg/Kg-dry	1	4/1/02 12:30:00 PM
1,2-Dibromo-3-chloropropane	ND	150		µg/Kg-dry	1	4/1/02 12:30:00 PM
1,2,4-Trichlorobenzene	ND	30		µg/Kg-dry	1	4/1/02 12:30:00 PM
Hexachlorobutadiene	ND	59		µg/Kg-dry	1	4/1/02 12:30:00 PM
Naphthalene	ND	59		µg/Kg-dry	1	4/1/02 12:30:00 PM
1,2,3-Trichlorobenzene	ND	30		µg/Kg-dry	1	4/1/02 12:30:00 PM
Surr: Dibromofluoromethane	86.7	60-124		%REC	1	4/1/02 12:30:00 PM
Surr: 1,2-Dichloroethane-d4	101	55-128		%REC	1	4/1/02 12:30:00 PM
Surr: Toluene-d8	88.9	63-127		%REC	1	4/1/02 12:30:00 PM
Surr: 4-Bromofluorobenzene	86.2	58-125		%REC	1	4/1/02 12:30:00 PM

Qualifiers:

ND - Not Detected at the Reporting Limit
J - Analyte detected below quantitation limits
B - Analyte detected in the associated Method Blank
H - Method prescribed holding time exceeded
S - Spike Recovery outside accepted recovery limits
R - RPD outside accepted recovery limits
E - Value above quantitation range
- See Case Narrative
RL - Reporting Limit; defined as the lowest concentration the laboratory can accurately quantitate.

AMRO Environmental Laboratories Corp.

Date: *09-Apr-02*

CLIENT:	STV Incorporated	**Client Sample ID:**	TE-MW-22 (50-55')
Lab Order:	0203259		
Project:	10476 ESA	**Collection Date:**	3/28/02
Lab ID:	0203259-02A	**Matrix:**	SOIL

Analyses	Result	RL	Qual	Units	DF	Date Analyzed
SEMIVOLATILE ORGANICS		**SW8270C**				Analyst: KD
Phenol	ND	300		µg/Kg-dry	1	4/2/02 3:21:00 PM
Bis(2-chloroethyl)ether	ND	300		µg/Kg-dry	1	4/2/02 3:21:00 PM
2-Chlorophenol	ND	300		µg/Kg-dry	1	4/2/02 3:21:00 PM
1,3-Dichlorobenzene	ND	300		µg/Kg-dry	1	4/2/02 3:21:00 PM
1,4-Dichlorobenzene	ND	300		µg/Kg-dry	1	4/2/02 3:21:00 PM
Benzyl alcohol	ND	600		µg/Kg-dry	1	4/2/02 3:21:00 PM
2-Methylphenol	ND	300		µg/Kg-dry	1	4/2/02 3:21:00 PM
1,2-Dichlorobenzene	ND	300		µg/Kg-dry	1	4/2/02 3:21:00 PM
Bis(2-chloroisopropyl)ether	ND	300		µg/Kg-dry	1	4/2/02 3:21:00 PM
4-Methylphenol	ND	300		µg/Kg-dry	1	4/2/02 3:21:00 PM
N-Nitrosodi-n-propylamine	ND	300		µg/Kg-dry	1	4/2/02 3:21:00 PM
Hexachloroethane	ND	300		µg/Kg-dry	1	4/2/02 3:21:00 PM
Nitrobenzene	ND	300		µg/Kg-dry	1	4/2/02 3:21:00 PM
Isophorone	ND	300		µg/Kg-dry	1	4/2/02 3:21:00 PM
2,4-Dimethylphenol	ND	300		µg/Kg-dry	1	4/2/02 3:21:00 PM
Benzoic acid	ND	600		µg/Kg-dry	1	4/2/02 3:21:00 PM
2-Nitrophenol	ND	300		µg/Kg-dry	1	4/2/02 3:21:00 PM
Bis(2-chloroethoxy)methane	ND	300		µg/Kg-dry	1	4/2/02 3:21:00 PM
2,4-Dichlorophenol	ND	300		µg/Kg-dry	1	4/2/02 3:21:00 PM
1,2,4-Trichlorobenzene	ND	300		µg/Kg-dry	1	4/2/02 3:21:00 PM
Naphthalene	ND	300		µg/Kg-dry	1	4/2/02 3:21:00 PM
4-Chloroaniline	ND	300		µg/Kg-dry	1	4/2/02 3:21:00 PM
Hexachlorobutadiene	ND	300		µg/Kg-dry	1	4/2/02 3:21:00 PM
4-Chloro-3-methylphenol	ND	600		µg/Kg-dry	1	4/2/02 3:21:00 PM
2-Methylnaphthalene	ND	300		µg/Kg-dry	1	4/2/02 3:21:00 PM
Hexachlorocyclopentadiene	ND	300		µg/Kg-dry	1	4/2/02 3:21:00 PM
2,4,6-Trichlorophenol	ND	300		µg/Kg-dry	1	4/2/02 3:21:00 PM
2,4,5-Trichlorophenol	ND	300		µg/Kg-dry	1	4/2/02 3:21:00 PM
2-Chloronaphthalene	ND	300		µg/Kg-dry	1	4/2/02 3:21:00 PM
2-Nitroaniline	ND	600		µg/Kg-dry	1	4/2/02 3:21:00 PM
Dimethyl phthalate	ND	300		µg/Kg-dry	1	4/2/02 3:21:00 PM
2,6-Dinitrotoluene	ND	300		µg/Kg-dry	1	4/2/02 3:21:00 PM
Acenaphthylene	ND	300		µg/Kg-dry	1	4/2/02 3:21:00 PM
3-Nitroaniline	ND	600		µg/Kg-dry	1	4/2/02 3:21:00 PM
4-Nitrophenol	ND	600		µg/Kg-dry	1	4/2/02 3:21:00 PM
2,4-Dinitrophenol	ND	600		µg/Kg-dry	1	4/2/02 3:21:00 PM
Acenaphthene	ND	300		µg/Kg-dry	1	4/2/02 3:21:00 PM
2,4-Dinitrotoluene	ND	300		µg/Kg-dry	1	4/2/02 3:21:00 PM

Qualifiers:

ND - Not Detected at the Reporting Limit
J - Analyte detected below quantitation limits
B - Analyte detected in the associated Method Blank
H - Method prescribed holding time exceeded
S - Spike Recovery outside accepted recovery limits
R - RPD outside accepted recovery limits
E - Value above quantitation range
- See Case Narrative
RL - Reporting Limit; defined as the lowest concentration the laboratory can accurately quantitate.

AMRO Environmental Laboratories Corp.

Date: *09-Apr-02*

CLIENT:	STV Incorporated	**Client Sample ID:**	TE-MW-22 (50-55')
Lab Order:	0203259		
Project:	10476 ESA	**Collection Date:**	3/28/02
Lab ID:	0203259-02A	**Matrix:**	SOIL

Analyses	Result	RL	Qual	Units	DF	Date Analyzed
Dibenzofuran	ND	300		µg/Kg-dry	1	4/2/02 3:21:00 PM
Diethyl phthalate	ND	300		µg/Kg-dry	1	4/2/02 3:21:00 PM
4-Chlorophenyl phenyl ether	ND	300		µg/Kg-dry	1	4/2/02 3:21:00 PM
Fluorene	ND	300		µg/Kg-dry	1	4/2/02 3:21:00 PM
4-Nitroaniline	ND	600		µg/Kg-dry	1	4/2/02 3:21:00 PM
4,6-Dinitro-2-methylphenol	ND	600		µg/Kg-dry	1	4/2/02 3:21:00 PM
N-Nitrosodiphenylamine	ND	300		µg/Kg-dry	1	4/2/02 3:21:00 PM
1,2-Diphenylhydrazine (as Azobenzene)	ND	300		µg/Kg-dry	1	4/2/02 3:21:00 PM
4-Bromophenyl phenyl ether	ND	300		µg/Kg-dry	1	4/2/02 3:21:00 PM
Hexachlorobenzene	ND	300		µg/Kg-dry	1	4/2/02 3:21:00 PM
Pentachlorophenol	ND	600		µg/Kg-dry	1	4/2/02 3:21:00 PM
Phenanthrene	ND	300		µg/Kg-dry	1	4/2/02 3:21:00 PM
Anthracene	ND	300		µg/Kg-dry	1	4/2/02 3:21:00 PM
Carbazole	ND	300		µg/Kg-dry	1	4/2/02 3:21:00 PM
Di-n-butyl phthalate	ND	300		µg/Kg-dry	1	4/2/02 3:21:00 PM
Fluoranthene	ND	300		µg/Kg-dry	1	4/2/02 3:21:00 PM
Pyrene	ND	300		µg/Kg-dry	1	4/2/02 3:21:00 PM
Butyl benzyl phthalate	ND	300		µg/Kg-dry	1	4/2/02 3:21:00 PM
Bis(2-ethylhexyl)phthalate	ND	300		µg/Kg-dry	1	4/2/02 3:21:00 PM
3,3'-Dichlorobenzidine	ND	300		µg/Kg-dry	1	4/2/02 3:21:00 PM
Benz(a)anthracene	ND	300		µg/Kg-dry	1	4/2/02 3:21:00 PM
Chrysene	ND	300		µg/Kg-dry	1	4/2/02 3:21:00 PM
Di-n-octyl phthalate	ND	300		µg/Kg-dry	1	4/2/02 3:21:00 PM
Benzo(b)fluoranthene	ND	300		µg/Kg-dry	1	4/2/02 3:21:00 PM
Benzo(k)fluoranthene	ND	300		µg/Kg-dry	1	4/2/02 3:21:00 PM
Benzo(a)pyrene	ND	300		µg/Kg-dry	1	4/2/02 3:21:00 PM
Dibenz(a,h)anthracene	ND	300		µg/Kg-dry	1	4/2/02 3:21:00 PM
Indeno(1,2,3-cd)pyrene	ND	300		µg/Kg-dry	1	4/2/02 3:21:00 PM
Benzo(g,h,i)perylene	ND	300		µg/Kg-dry	1	4/2/02 3:21:00 PM
Surr: 2-Fluorophenol	94.4	28-93	S	%REC	1	4/2/02 3:21:00 PM
Surr: Phenol-d5	80.0	31-97		%REC	1	4/2/02 3:21:00 PM
Surr: Nitrobenzene-d5	74.4	32-95		%REC	1	4/2/02 3:21:00 PM
Surr: 2-Fluorobiphenyl	78.0	38-98		%REC	1	4/2/02 3:21:00 PM
Surr: 2,4,6-Tribromophenol	85.3	34-114		%REC	1	4/2/02 3:21:00 PM
Surr: 4-Terphenyl-d14	87.1	41-108		%REC	1	4/2/02 3:21:00 PM

Qualifiers:

ND - Not Detected at the Reporting Limit
J - Analyte detected below quantitation limits
B - Analyte detected in the associated Method Blank
H - Method prescribed holding time exceeded
S - Spike Recovery outside accepted recovery limits
R - RPD outside accepted recovery limits
E - Value above quantitation range
- See Case Narrative
RL - Reporting Limit; defined as the lowest concentration the laboratory can accurately quantitate.

AMRO Environmental Laboratories Corp.

09-Apr-02

Lab Order: 0203259
Client: STV Incorporated
Project: 10476 ESA

DATES REPORT

Sample ID	Client Sample ID	Collection Date	Matrix	Test Name	TCLP Date	Prep Date	Analysis Date
0203259-01A	TE-MW-22 (55')	3/28/02	Soil	Percent Moisture			4/1/02
				VOLATILES by GC/MS, Bulk Soil		3/28/02	4/1/02
0203259-02A	TE-MW-22 (50-55')			Percent Moisture			4/1/02
				SEMIVOLATILE ORGANICS, Soil/Solids		4/1/02	4/2/02

AMRO Environmental Laboratories Corporation

SAMPLE RECEIPT CHECKLIST

111 Herrick Street
Merrimack, NH 03054
(603) 424-2022

Client: STV
Project Name: 10476 SSA
Ship via: (circle one) Fed Ex., UPS, AMRO Courier, Hand Del., Other Courier, Other:

AMRO ID: 0203059
Date Rec.: 03-29-02
Date Due: 04-10-02

Items to be Checked Upon Receipt	Yes	No	NA	Comments
1. Army Samples received in individual plastic bags?			✓	in bags
2. Custody Seals present?			✓	taped w/duct
3. Custody Seals Intact?			✓	tape
4. Air Bill included in folder if received?	✓			
5. Is COC included with samples?	✓			
6. Is COC signed and dated by client?	✓			
7. Laboratory receipt temperature. TEMP = 6°				
Samples rec. with ice ✓ ice packs___ neither___				
8. Were samples received the same day they were sampled?		✓		
Is client temperature 4°C ± 2°C?	✓			
If no obtain authorization from the client for the analyses.				
Client authorization from: Date: Obtained by:				
9. Is the COC filled out correctly and completely?	✓			
10. Does the info on the COC match the samples?	✓			
11. Were samples rec. within holding time?	✓			
12. Were all samples properly labeled?	✓			
13. Were all samples properly preserved?			✓	
14. Were proper sample containers used?	✓			
15. Were all samples received intact? (none broken or leaking)	✓			
16. Were VOA vials rec. with no air bubbles?			✓	
17. Were the sample volumes sufficient for requested analysis?	✓			
18. Were all samples received?	✓			
19. VPH and VOA Soils only:	✓		✓	GG
Sampling Method VPH (circle one): M=Methanol, E=EnCore (air-tight container)				
Sampling Method VOA (circle one): M=Methanol, SB=Sodium Bisulfate, E=EnCore, B=Bulk				
If M or SB:				
Does preservative cover the soil?				
If NO then client must be faxed.				
Does preservation level come close to the fill line on the vial?				
If NO then client must be faxed.				
Were vials provided by AMRO?				
If NO then weights MUST be obtained from client				
Was dry weight aliquot provided?				
If NO then fax client and inform the VOA lab ASAP.				
20. Subcontracted Samples:			✓	
What samples sent:				
Where sent:				
Date:				
Analysis:				
TAT:				
21. Information entered into:				
Internal Tracking Log?	✓			
Dry Weight Log?	✓			
Client Log?			✓	
Composite Log?			✓	
Filtration Log?			✓	

Received By: MG Date: 3-29-02 Logged in By: GG Date: 03-29-02
Labeled By: GG Date: 03-29-02 Checked By: MG Date: 3-29-02

NA= Not Applicable

AMRO Environmental Laboratories Corporation
111 Herrick Street
Merrimack, NH 03054

CHAIN-OF-CUSTODY RECORD

38874

Office: (603) 424-2022
Fax: (603) 429-8496

Project No.: 10476	Project Name: ESA	Project Manager:	Samplers (Signature): Romona Nowak	AMRO Project No.: 0203259
	Project State: NY			

Sample ID	Date/Time Sampled	Matrix (A= Air, S= Soil, GW= Ground W., WW= Waste W., DW= Drinking W., O= Oil, Other= Specify)	Total # of Cont. & Size	VOCs TCL	SVOCs TCL	Remarks
TE-MW-22 (55')	3/28/02	S	2oz x 1	X		
TE-MW-22 (50-55')	3/28/02	S	4oz x 1		X	

Preservative: Cl-HCl, MeOH, N-HN03, S-H2SO4, Na-NaOH, O- Other

Container Type: P- Plastic, G-Glass, V-Vial, T- Teflon, O-Other

Please print clearly, legibly and completely. Samples can not be logged in and the turnaround time clock will not start until any ambiguities are resolved.

FAX No.:

NOTES: Preservatives, Special reporting limits, Known Contamination, etc;

Send Results To: STV Inc.
Jeff Butler
225 Park Ave South
NY NY 10003

Seal Intact? Yes No N/A

GW-1 ____ GW-2 ____ GW-3 ____

MCP Level Needed: ____

P.O. No:

Results Needed By:

Relinquished By	Date/ Time	Received By	Date/Time
Romona Nowak	3/28/02	[signature]	3-29-02 8:45

PRIORITY TURNAROUND TIME AUTHORIZATION
Before submitting samples for expedited TAT, you must have requested in advance and received a coded TAT AUTHORIZATION NUMBER
AUTHORIZATION No. ____ BY: ____

SHEET 1 OF 1

10

Yellow: Accompanies Report Pink: Client Copy

STATE OF NEW YORK
DEPARTMENT OF HEALTH

Wadsworth Center The Governor Nelson A. Rockefeller Empire State Plaza P.O. Box 509 Albany, New York 12201-0509

Antonia C. Novello, M.D., M.P.H., Dr. P.H.
Commissioner

Dennis P. Whalen
Executive Deputy Commissioner

February 28, 2002

Dear Laboratory Director:

Please note that although your ELAP Certificate of Approval expires on 12:01 AM April 1, 2002, it is still valid until June 15, 2002, as per ELAP Certification Manual, No. 140, Page 13 of 42, dated 12/6/95, Part 55-2.4e NYCRR. "...during any extension or grace period permitted by this Subpart, a laboratory approval shall remain in force beyond the expiration date of the certificate of approval, unless such approval is specifically terminated or suspended in writing."

Further verification of your laboratory's approved ELAP status is available by calling the Program Office at (518) 485-5570.

Sincerely,

Linda L. Madlin

Linda L. Madlin
Administrative Assistant
Environmental Laboratory
Approval Program

LLM:mes

NYSDOH - WADSWORTH CENTER - ELAP - PO BOX 509 - ALBANY NY 12201-0509

NEW YORK STATE DEPARTMENT OF HEALTH
WADSWORTH CENTER
Antonia C. Novello, M.D., M.P.H., Dr.P.H. Commissioner

Expires 12:01 AM April 01, 2002
Issued September 17, 2001
Revised January 14, 2002

CERTIFICATE OF APPROVAL FOR LABORATORY SERVICE

Issued in accordance with and pursuant to section 502 Public Health Law of New York State

MS. NANCY STEWART
AMRO ENVIRONMENTAL LAB CORP
111 HERRICK STREET
MERRIMACK NH 03054 USA

NY Lab Id No: 11278
EPA Lab Code: NH00012

is hereby APPROVED as an Environmental Laboratory in conformance with the National Environmental Laboratory Accreditation Conference Standards for the category ENVIRONMENTAL ANALYSES SOLID AND HAZARDOUS WASTE
All approved analytes are listed below:

Acrolein and Acrylonitrile	
Acrolein	SW-846 8260B
Acrylonitrile	SW-846 8260B
Characteristic Testing	
Ignitability	SW846 1010
Reactivity	SW846 Ch7, Sec. 7.3
TCLP	FED REG 1311
Chlorinated Hydrocarbon Pesticides	
4,4 -DDE	SW-846 8081A
4,4 -DDT	SW-846 8081A
4,4-DDD	SW-846 8081A
Aldrin	SW-846 8081A
alpha-BHC	SW-846 8081A
beta-BHC	SW-846 8081A
Chlordane Total	SW-846 8081A
delta-BHC	SW-846 8081A
Dieldrin	SW-846 8081A
Endosulfan I	SW-846 8081A
Endosulfan II	SW-846 8081A
Endosulfan sulfate	SW-846 8081A
Endrin	SW-846 8081A
Endrin aldehyde	SW-846 8081A
Heptachlor	SW-846 8081A
Heptachlor epoxide	SW-846 8081A

Chlorinated Hydrocarbon Pesticides	
Lindane	SW-846 8081A
Methoxychlor	SW-846 8081A
Chlorinated Hydrocarbons	
1,2,4-Trichlorobenzene	SW-846 8270C
2-Chloronaphthalene	SW-846 8270C
Hexachlorobenzene	SW-846 8270C
Hexachlorobutadiene	SW-846 8270C
Hexachlorocyclopentadiene	SW-846 8270C
Hexachloroethane	SW-846 8270C
Haloethers	
Bis (2-chloroisopropyl) ether	SW-846 8270C
Bis(2-chloroethoxy)methane	SW-846 8270C
Metals I	
Barium, Total	SW-846 6010B
Cadmium, Total	SW-846 6010B
Chromium, Total	SW-846 6010B
Lead, Total	SW-846 6010B
Nickel, Total	SW-846 6010B
Silver, Total	SW-846 6010B
Metals II	
Antimony, Total	SW-846 6010B
Arsenic, Total	SW-846 6010B

Serial No.: 14514

Property of the New York State Department of Health. Valid only at the address shown. Must be conspicuously posted. Valid certificates have a raised seal and may be verified by calling (518)485-5570.

DOH-3317 (3/97)

NEW YORK STATE DEPARTMENT OF HEALTH
WADSWORTH CENTER
Antonia C. Novello, M.D., M.P.H., Dr.P.H. Commissioner

Expires 12:01 AM April 01, 2002
Issued September 17, 2001
Revised January 14, 2002

CERTIFICATE OF APPROVAL FOR LABORATORY SERVICE

Issued in accordance with and pursuant to section 502 Public Health Law of New York State

MS. NANCY STEWART
AMRO ENVIRONMENTAL LAB CORP
111 HERRICK STREET
MERRIMACK NH 03054 USA

NY Lab Id No: 11278
EPA Lab Code: NH00012

is hereby APPROVED as an Environmental Laboratory in conformance with the National Environmental Laboratory Accreditation Conference Standards for the category ENVIRONMENTAL ANALYSES SOLID AND HAZARDOUS WASTE All approved analytes are listed below:

Metals II	
Selenium, Total	SW-846 6010B
Miscellaneous	
Hydrogen Ion (pH)	SW-846 9040B
	SW-846 9045C
Lead in Paint	SM18 3120B
Nitroaromatics and Isophorone	
2,4-Dinitrotoluene	SW-846 8270C
2,6-Dinitrotoluene	SW-846 8270C
Isophorone	CLP 95-2
	SW-846 8270C
Nitrobenzene	SW-846 8270C
Phthalate Esters	
Benzyl butyl phthalate	SW-846 8270C
Bis(2-ethylhexyl) phthalate	SW-846 8270C
Diethyl phthalate	SW-846 8270C
Dimethyl phthalate	SW-846 8270C
Di-n-butyl phthalate	SW-846 8270C
Di-n-octyl phthalate	SW-846 8270C
Polychlorinated Biphenyls	
PCB-1016	SW-846 8082
PCB-1221	SW-846 8082
PCB-1232	SW-846 8082
Polychlorinated Biphenyls	
PCB-1242	SW-846 8082
PCB-1248	SW-846 8082
PCB-1254	SW-846 8082
PCB-1260	SW-846 8082
Polynuclear Aromatic Hydrocarbons	
Acenaphthene	SW-846 8270C
Acenaphthylene	SW-846 8270C
Benzo(a)anthracene	SW-846 8270C
Benzo(a)pyrene	SW-846 8270C
Benzo(b)fluoranthene	SW-846 8270C
Benzo(ghi)perylene	SW-846 8270C
Chrysene	SW-846 8270C
Dibenzo(a,h)anthracene	SW-846 8270C
Fluoranthene	SW-846 8270C
Fluorene	SW-846 8270C
Indeno(1,2,3-cd)pyrene	SW-846 8270C
Naphthalene	SW-846 8270C
Phenanthrene	SW-846 8270C
Pyrene	SW-846 8270C
Priority Pollutant Phenols	
2,4,6-Trichlorophenol	SW-846 8270C
2,4-Dichlorophenol	SW-846 8270C
2,4-Dimethylphenol	SW-846 8270C

Serial No.: 14514

Property of the New York State Department of Health. Valid only at the address shown. Must be conspicuously posted. Valid certificates have a raised seal and may be verified by calling (518)485-5570.

DOH-3317 (3/97)

NEW YORK STATE DEPARTMENT OF HEALTH
WADSWORTH CENTER
Antonia C. Novello, M.D., M.P.H., Dr.P.H. Commissioner

Expires 12:01 AM April 01, 2002
Issued September 17, 2001
Revised January 14, 2002

CERTIFICATE OF APPROVAL FOR LABORATORY SERVICE

Issued in accordance with and pursuant to section 502 Public Health Law of New York State

MS. NANCY STEWART
AMRO ENVIRONMENTAL LAB CORP
111 HERRICK STREET
MERRIMACK NH 03054 USA

NY Lab Id No: 11278
EPA Lab Code: NH00012

is hereby APPROVED as an Environmental Laboratory in conformance with the National Environmental Laboratory Accreditation Conference Standards for the category ENVIRONMENTAL ANALYSES SOLID AND HAZARDOUS WASTE All approved analytes are listed below:

Priority Pollutant Phenols

2,4-Dinitrophenol	SW-846 8270C
2-Chlorophenol	SW-846 8270C
2-Methyl-4,6-dinitrophenol	SW-846 8270C
2-Nitrophenol	SW-846 8270C
4-Chloro-3-methylphenol	SW-846 8270C
4-Nitrophenol	SW-846 8270C
Pentachlorophenol	SW-846 8270C
Phenol	SW-846 8270C

Purgeable Aromatics

1,2-Dichlorobenzene	SW-846 8260B
1,3-Dichlorobenzene	SW-846 8260B
1,4-Dichlorobenzene	SW-846 8260B
Benzene	SW-846 8260B
Chlorobenzene	SW-846 8260B
Ethyl benzene	SW-846 8260B
Toluene	SW-846 8260B
Total Xylenes	SW-846 8260B

Purgeable Halocarbons

1,1,1-Trichloroethane	SW-846 8260B
1,1,2,2-Tetrachloroethane	SW-846 8260B
1,1,2-Trichloroethane	SW-846 8260B
1,1-Dichloroethane	SW-846 8260B
1,1-Dichloroethene	SW-846 8260B

Purgeable Halocarbons

1,2-Dichloroethane	SW-846 8260B
1,2-Dichloropropane	SW-846 8260B
2-Chloroethylvinyl ether	SW-846 8260B
Bromodichloromethane	SW-846 8260B
Bromoform	SW-846 8260B
Bromomethane	SW-846 8260B
Carbon tetrachloride	SW-846 8260B
Chloroethane	SW-846 8260B
Chloroform	SW-846 8260B
Chloromethane	SW-846 8260B
Dibromochloromethane	SW-846 8260B
Dichlorodifluoromethane	SW-846 8260B
Methylene chloride	SW-846 8260B
Tetrachloroethene	SW-846 8260B
Trichloroethene	SW-846 8260B
Trichlorofluoromethane	SW-846 8260B
Vinyl chloride	SW-846 8260B

Serial No.: 14514

Property of the New York State Department of Health. Valid only at the address shown. Must be conspicuously posted. Valid certificates have a raised seal and may be verified by calling (518)485-5570.

DOH-3317 (3/97)

AMRO Environmental Laboratories Corporation

111 Herrick Street, Merrimack, NH 03054
TEL: (603) 424-2022 · FAX: (603) 429-8496

April 11, 2002

Jeff Butler
STV Incorporated
469 7th Avenue
14th Floor
New York, NY 10018
TEL: (212) 904-1702
FAX: (212) 777-8492

RE: 10476 ESA Workorder No.: 0204001

Dear Jeff Butler:
AMRO Environmental Laboratories Corp. received 4 samples on 4/1/02 for the analyses presented in the following report.

AMRO operates a Quality Assurance Program which meets or exceeds National Environmental Laboratory Accreditation Conference (NELAC), state, and EPA requirements. A copy of the appropriate state and/or NELAC Certificate is attached.

The enclosed Sample Receipt Checklist details the condition of your sample(s) upon receipt. Please be advised that any unused sample volume and sample extracts will be stored for a period of 60 days from sample receipt date (90 days for samples from New York). After this time, AMRO will properly dispose of the remaining sample(s). If you require further analysis, or need the samples held for a longer period, please contact us immediately.

This report consists of a total of 18 pages. This letter is an integral part of your data report. All results in this project relate only to the sample(s) as received by the laboratory and documented in the Chain-of-Custody. This report shall not be reproduced except in full, without the written approval of the laboratory. If you have any questions regarding this project in the future, please refer to the Workorder Number above.

Sincerely,

Nancy Stewart
Vice President/LabDirector

AMRO Environmental Laboratories Corp.

Date: *11-Apr-02*

CLIENT: STV Incorporated
Project: 10476 ESA
Lab Order: 0204001
Date Received: 4/1/02

Work Order Sample Summary

Lab Sample ID	Client Sample ID	Collection Date
0204001-01A	TE-MW-2-21 (4')	3/29/02
0204001-02A	TE-MW-2-21 (0-4')	3/29/02
0204001-03A	TE-MW-2-21 (25')	3/29/02
0204001-04A	TE-MW-2-21 (23-25')	3/29/02

AMRO Environmental Laboratories Corp.

Date: *11-Apr-02*

CLIENT: STV Incorporated
Project: 10476 ESA
Lab Order: 0204001

Lab ID: 0204001-01 **Collection Date:** 3/29/02
Client Sample ID: TE-MW-2-21 (4') **Matrix:** SOIL

Analyses	Result	Limit	Qual	Units	DF	Date Analyzed
PERCENT MOISTURE		D2216				Analyst: AS
Percent Moisture	19.7	0		wt%	1	4/1/02

Lab ID: 0204001-02 **Collection Date:** 3/29/02
Client Sample ID: TE-MW-2-21 (0-4') **Matrix:** SOIL

Analyses	Result	Limit	Qual	Units	DF	Date Analyzed
PERCENT MOISTURE		D2216				Analyst: AS
Percent Moisture	17.8	0		wt%	1	4/1/02

Lab ID: 0204001-03 **Collection Date:** 3/29/02
Client Sample ID: TE-MW-2-21 (25') **Matrix:** SOIL

Analyses	Result	Limit	Qual	Units	DF	Date Analyzed
PERCENT MOISTURE		D2216				Analyst: AS
Percent Moisture	18.4	0		wt%	1	4/1/02

Lab ID: 0204001-04 **Collection Date:** 3/29/02
Client Sample ID: TE-MW-2-21 (23-25') **Matrix:** SOIL

Analyses	Result	Limit	Qual	Units	DF	Date Analyzed
PERCENT MOISTURE		D2216				Analyst: AS
Percent Moisture	23.5	0		wt%	1	4/1/02

Qualifiers:

ND - Not Detected at the Reporting Limit
J - Analyte detected below quantitation limits
B - Analyte detected in the associated Method Blank
* - Value exceeds Maximum Contaminant Level
S - Spike Recovery outside accepted recovery limits
R - RPD outside accepted recovery limits
E - Value above quantitation range

AMRO Environmental Laboratories Corp.

Date: *11-Apr-02*

CLIENT:	STV Incorporated	**Client Sample ID:**	TE-MW-2-21 (4')
Lab Order:	0204001		
Project:	10476 ESA	**Collection Date:**	3/29/02
Lab ID:	0204001-01A	**Matrix:**	SOIL

Analyses	Result	RL	Qual	Units	DF	Date Analyzed
VOLATILES BY GC/MS		**SW8260B**				Analyst: SK
Dichlorodifluoromethane	ND	62		µg/Kg-dry	1	4/2/02 5:11:00 PM
Chloromethane	ND	62		µg/Kg-dry	1	4/2/02 5:11:00 PM
Vinyl chloride	ND	31		µg/Kg-dry	1	4/2/02 5:11:00 PM
Chloroethane	ND	62		µg/Kg-dry	1	4/2/02 5:11:00 PM
Bromomethane	ND	62		µg/Kg-dry	1	4/2/02 5:11:00 PM
Trichlorofluoromethane	ND	62		µg/Kg-dry	1	4/2/02 5:11:00 PM
Acetone	ND	310		µg/Kg-dry	1	4/2/02 5:11:00 PM
1,1-Dichloroethene	ND	31		µg/Kg-dry	1	4/2/02 5:11:00 PM
Carbon disulfide	ND	62		µg/Kg-dry	1	4/2/02 5:11:00 PM
Methylene chloride	ND	62		µg/Kg-dry	1	4/2/02 5:11:00 PM
Methyl tert-butyl ether	ND	31		µg/Kg-dry	1	4/2/02 5:11:00 PM
trans-1,2-Dichloroethene	ND	31		µg/Kg-dry	1	4/2/02 5:11:00 PM
1,1-Dichloroethane	ND	31		µg/Kg-dry	1	4/2/02 5:11:00 PM
2-Butanone	ND	310		µg/Kg-dry	1	4/2/02 5:11:00 PM
2,2-Dichloropropane	ND	31		µg/Kg-dry	1	4/2/02 5:11:00 PM
cis-1,2-Dichloroethene	ND	31		µg/Kg-dry	1	4/2/02 5:11:00 PM
Chloroform	ND	31		µg/Kg-dry	1	4/2/02 5:11:00 PM
Bromochloromethane	ND	31		µg/Kg-dry	1	4/2/02 5:11:00 PM
1,1,1-Trichloroethane	ND	31		µg/Kg-dry	1	4/2/02 5:11:00 PM
1,1-Dichloropropene	ND	31		µg/Kg-dry	1	4/2/02 5:11:00 PM
Carbon tetrachloride	ND	31		µg/Kg-dry	1	4/2/02 5:11:00 PM
1,2-Dichloroethane	ND	31		µg/Kg-dry	1	4/2/02 5:11:00 PM
Benzene	ND	31		µg/Kg-dry	1	4/2/02 5:11:00 PM
Trichloroethene	ND	31		µg/Kg-dry	1	4/2/02 5:11:00 PM
1,2-Dichloropropane	ND	31		µg/Kg-dry	1	4/2/02 5:11:00 PM
Bromodichloromethane	ND	31		µg/Kg-dry	1	4/2/02 5:11:00 PM
Dibromomethane	ND	31		µg/Kg-dry	1	4/2/02 5:11:00 PM
4-Methyl-2-pentanone	ND	310		µg/Kg-dry	1	4/2/02 5:11:00 PM
cis-1,3-Dichloropropene	ND	31		µg/Kg-dry	1	4/2/02 5:11:00 PM
Toluene	ND	31		µg/Kg-dry	1	4/2/02 5:11:00 PM
trans-1,3-Dichloropropene	ND	31		µg/Kg-dry	1	4/2/02 5:11:00 PM
1,1,2-Trichloroethane	ND	31		µg/Kg-dry	1	4/2/02 5:11:00 PM
1,2-Dibromoethane	ND	31		µg/Kg-dry	1	4/2/02 5:11:00 PM
2-Hexanone	ND	310		µg/Kg-dry	1	4/2/02 5:11:00 PM
1,3-Dichloropropane	ND	31		µg/Kg-dry	1	4/2/02 5:11:00 PM
Tetrachloroethene	ND	31		µg/Kg-dry	1	4/2/02 5:11:00 PM
Dibromochloromethane	ND	31		µg/Kg-dry	1	4/2/02 5:11:00 PM
Chlorobenzene	ND	31		µg/Kg-dry	1	4/2/02 5:11:00 PM

Qualifiers:

ND - Not Detected at the Reporting Limit

J - Analyte detected below quantitation limits

B - Analyte detected in the associated Method Blank

H - Method prescribed holding time exceeded

S - Spike Recovery outside accepted recovery limits

R - RPD outside accepted recovery limits

E - Value above quantitation range

- See Case Narrative

RL - Reporting Limit; defined as the lowest concentration the laboratory can accurately quantitate.

AMRO Environmental Laboratories Corp.

Date: *11-Apr-02*

CLIENT:	STV Incorporated	**Client Sample ID:**	TE-MW-2-21 (4')
Lab Order:	0204001		
Project:	10476 ESA	**Collection Date:**	3/29/02
Lab ID:	0204001-01A	**Matrix:**	SOIL

Analyses	Result	RL	Qual	Units	DF	Date Analyzed
1,1,1,2-Tetrachloroethane	ND	31		µg/Kg-dry	1	4/2/02 5:11:00 PM
Ethylbenzene	ND	31		µg/Kg-dry	1	4/2/02 5:11:00 PM
m,p-Xylene	ND	31		µg/Kg-dry	1	4/2/02 5:11:00 PM
o-Xylene	ND	31		µg/Kg-dry	1	4/2/02 5:11:00 PM
Styrene	ND	31		µg/Kg-dry	1	4/2/02 5:11:00 PM
Bromoform	ND	62		µg/Kg-dry	1	4/2/02 5:11:00 PM
Isopropylbenzene	ND	31		µg/Kg-dry	1	4/2/02 5:11:00 PM
1,1,2,2-Tetrachloroethane	ND	31		µg/Kg-dry	1	4/2/02 5:11:00 PM
1,2,3-Trichloropropane	ND	31		µg/Kg-dry	1	4/2/02 5:11:00 PM
Bromobenzene	ND	31		µg/Kg-dry	1	4/2/02 5:11:00 PM
n-Propylbenzene	ND	31		µg/Kg-dry	1	4/2/02 5:11:00 PM
2-Chlorotoluene	ND	31		µg/Kg-dry	1	4/2/02 5:11:00 PM
4-Chlorotoluene	ND	31		µg/Kg-dry	1	4/2/02 5:11:00 PM
1,3,5-Trimethylbenzene	ND	31		µg/Kg-dry	1	4/2/02 5:11:00 PM
tert-Butylbenzene	ND	31		µg/Kg-dry	1	4/2/02 5:11:00 PM
1,2,4-Trimethylbenzene	ND	31		µg/Kg-dry	1	4/2/02 5:11:00 PM
sec-Butylbenzene	ND	31		µg/Kg-dry	1	4/2/02 5:11:00 PM
4-Isopropyltoluene	ND	31		µg/Kg-dry	1	4/2/02 5:11:00 PM
1,3-Dichlorobenzene	ND	31		µg/Kg-dry	1	4/2/02 5:11:00 PM
1,4-Dichlorobenzene	ND	31		µg/Kg-dry	1	4/2/02 5:11:00 PM
n-Butylbenzene	ND	31		µg/Kg-dry	1	4/2/02 5:11:00 PM
1,2-Dichlorobenzene	ND	31		µg/Kg-dry	1	4/2/02 5:11:00 PM
1,2-Dibromo-3-chloropropane	ND	150		µg/Kg-dry	1	4/2/02 5:11:00 PM
1,2,4-Trichlorobenzene	ND	31		µg/Kg-dry	1	4/2/02 5:11:00 PM
Hexachlorobutadiene	ND	62		µg/Kg-dry	1	4/2/02 5:11:00 PM
Naphthalene	ND	62		µg/Kg-dry	1	4/2/02 5:11:00 PM
1,2,3-Trichlorobenzene	ND	31		µg/Kg-dry	1	4/2/02 5:11:00 PM
Surr: Dibromofluoromethane	87.1	60-124		%REC	1	4/2/02 5:11:00 PM
Surr: 1,2-Dichloroethane-d4	95.0	55-128		%REC	1	4/2/02 5:11:00 PM
Surr: Toluene-d8	78.4	63-127		%REC	1	4/2/02 5:11:00 PM
Surr: 4-Bromofluorobenzene	81.2	58-125		%REC	1	4/2/02 5:11:00 PM

Qualifiers:

ND - Not Detected at the Reporting Limit
J - Analyte detected below quantitation limits
B - Analyte detected in the associated Method Blank
H - Method prescribed holding time exceeded
S - Spike Recovery outside accepted recovery limits
R - RPD outside accepted recovery limits
E - Value above quantitation range
- See Case Narrative
RL - Reporting Limit; defined as the lowest concentration the laboratory can accurately quantitate.

AMRO Environmental Laboratories Corp.

Date: *11-Apr-02*

CLIENT:	STV Incorporated	**Client Sample ID:**	TE-MW-2-21 (25')
Lab Order:	0204001		
Project:	10476 ESA	**Collection Date:**	3/29/02
Lab ID:	0204001-03A	**Matrix:**	SOIL

Analyses	Result	RL	Qual	Units	DF	Date Analyzed
VOLATILES BY GC/MS		**SW8260B**				Analyst: SK
Dichlorodifluoromethane	ND	58		µg/Kg-dry	1	4/2/02 5:46:00 PM
Chloromethane	ND	58		µg/Kg-dry	1	4/2/02 5:46:00 PM
Vinyl chloride	ND	29		µg/Kg-dry	1	4/2/02 5:46:00 PM
Chloroethane	ND	58		µg/Kg-dry	1	4/2/02 5:46:00 PM
Bromomethane	ND	58		µg/Kg-dry	1	4/2/02 5:46:00 PM
Trichlorofluoromethane	ND	58		µg/Kg-dry	1	4/2/02 5:46:00 PM
Acetone	ND	290		µg/Kg-dry	1	4/2/02 5:46:00 PM
1,1-Dichloroethene	ND	29		µg/Kg-dry	1	4/2/02 5:46:00 PM
Carbon disulfide	ND	58		µg/Kg-dry	1	4/2/02 5:46:00 PM
Methylene chloride	ND	58		µg/Kg-dry	1	4/2/02 5:46:00 PM
Methyl tert-butyl ether	ND	29		µg/Kg-dry	1	4/2/02 5:46:00 PM
trans-1,2-Dichloroethene	ND	29		µg/Kg-dry	1	4/2/02 5:46:00 PM
1,1-Dichloroethane	ND	29		µg/Kg-dry	1	4/2/02 5:46:00 PM
2-Butanone	ND	290		µg/Kg-dry	1	4/2/02 5:46:00 PM
2,2-Dichloropropane	ND	29		µg/Kg-dry	1	4/2/02 5:46:00 PM
cis-1,2-Dichloroethene	ND	29		µg/Kg-dry	1	4/2/02 5:46:00 PM
Chloroform	ND	29		µg/Kg-dry	1	4/2/02 5:46:00 PM
Bromochloromethane	ND	29		µg/Kg-dry	1	4/2/02 5:46:00 PM
1,1,1-Trichloroethane	ND	29		µg/Kg-dry	1	4/2/02 5:46:00 PM
1,1-Dichloropropene	ND	29		µg/Kg-dry	1	4/2/02 5:46:00 PM
Carbon tetrachloride	ND	29		µg/Kg-dry	1	4/2/02 5:46:00 PM
1,2-Dichloroethane	ND	29		µg/Kg-dry	1	4/2/02 5:46:00 PM
Benzene	ND	29		µg/Kg-dry	1	4/2/02 5:46:00 PM
Trichloroethene	ND	29		µg/Kg-dry	1	4/2/02 5:46:00 PM
1,2-Dichloropropane	ND	29		µg/Kg-dry	1	4/2/02 5:46:00 PM
Bromodichloromethane	ND	29		µg/Kg-dry	1	4/2/02 5:46:00 PM
Dibromomethane	ND	29		µg/Kg-dry	1	4/2/02 5:46:00 PM
4-Methyl-2-pentanone	ND	290		µg/Kg-dry	1	4/2/02 5:46:00 PM
cis-1,3-Dichloropropene	ND	29		µg/Kg-dry	1	4/2/02 5:46:00 PM
Toluene	ND	29		µg/Kg-dry	1	4/2/02 5:46:00 PM
trans-1,3-Dichloropropene	ND	29		µg/Kg-dry	1	4/2/02 5:46:00 PM
1,1,2-Trichloroethane	ND	29		µg/Kg-dry	1	4/2/02 5:46:00 PM
1,2-Dibromoethane	ND	29		µg/Kg-dry	1	4/2/02 5:46:00 PM
2-Hexanone	ND	290		µg/Kg-dry	1	4/2/02 5:46:00 PM
1,3-Dichloropropane	ND	29		µg/Kg-dry	1	4/2/02 5:46:00 PM
Tetrachloroethene	ND	29		µg/Kg-dry	1	4/2/02 5:46:00 PM
Dibromochloromethane	ND	29		µg/Kg-dry	1	4/2/02 5:46:00 PM
Chlorobenzene	ND	29		µg/Kg-dry	1	4/2/02 5:46:00 PM

Qualifiers:

ND - Not Detected at the Reporting Limit

J - Analyte detected below quantitation limits

B - Analyte detected in the associated Method Blank

H - Method prescribed holding time exceeded

S - Spike Recovery outside accepted recovery limits

R - RPD outside accepted recovery limits

E - Value above quantitation range

- See Case Narrative

RL - Reporting Limit; defined as the lowest concentration the laboratory can accurately quantitate.

AMRO Environmental Laboratories Corp.

Date: *11-Apr-02*

CLIENT: STV Incorporated
Lab Order: 0204001
Project: 10476 ESA
Lab ID: 0204001-03A

Client Sample ID: TE-MW-2-21 (25')
Collection Date: 3/29/02
Matrix: SOIL

Analyses	Result	RL	Qual	Units	DF	Date Analyzed
1,1,1,2-Tetrachloroethane	ND	29		µg/Kg-dry	1	4/2/02 5:46:00 PM
Ethylbenzene	ND	29		µg/Kg-dry	1	4/2/02 5:46:00 PM
m,p-Xylene	ND	29		µg/Kg-dry	1	4/2/02 5:46:00 PM
o-Xylene	ND	29		µg/Kg-dry	1	4/2/02 5:46:00 PM
Styrene	ND	29		µg/Kg-dry	1	4/2/02 5:46:00 PM
Bromoform	ND	58		µg/Kg-dry	1	4/2/02 5:46:00 PM
Isopropylbenzene	ND	29		µg/Kg-dry	1	4/2/02 5:46:00 PM
1,1,2,2-Tetrachloroethane	ND	29		µg/Kg-dry	1	4/2/02 5:46:00 PM
1,2,3-Trichloropropane	ND	29		µg/Kg-dry	1	4/2/02 5:46:00 PM
Bromobenzene	ND	29		µg/Kg-dry	1	4/2/02 5:46:00 PM
n-Propylbenzene	ND	29		µg/Kg-dry	1	4/2/02 5:46:00 PM
2-Chlorotoluene	ND	29		µg/Kg-dry	1	4/2/02 5:46:00 PM
4-Chlorotoluene	ND	29		µg/Kg-dry	1	4/2/02 5:46:00 PM
1,3,5-Trimethylbenzene	ND	29		µg/Kg-dry	1	4/2/02 5:46:00 PM
tert-Butylbenzene	ND	29		µg/Kg-dry	1	4/2/02 5:46:00 PM
1,2,4-Trimethylbenzene	ND	29		µg/Kg-dry	1	4/2/02 5:46:00 PM
sec-Butylbenzene	ND	29		µg/Kg-dry	1	4/2/02 5:46:00 PM
4-Isopropyltoluene	ND	29		µg/Kg-dry	1	4/2/02 5:46:00 PM
1,3-Dichlorobenzene	ND	29		µg/Kg-dry	1	4/2/02 5:46:00 PM
1,4-Dichlorobenzene	ND	29		µg/Kg-dry	1	4/2/02 5:46:00 PM
n-Butylbenzene	ND	29		µg/Kg-dry	1	4/2/02 5:46:00 PM
1,2-Dichlorobenzene	ND	29		µg/Kg-dry	1	4/2/02 5:46:00 PM
1,2-Dibromo-3-chloropropane	ND	150		µg/Kg-dry	1	4/2/02 5:46:00 PM
1,2,4-Trichlorobenzene	ND	29		µg/Kg-dry	1	4/2/02 5:46:00 PM
Hexachlorobutadiene	ND	58		µg/Kg-dry	1	4/2/02 5:46:00 PM
Naphthalene	ND	58		µg/Kg-dry	1	4/2/02 5:46:00 PM
1,2,3-Trichlorobenzene	ND	29		µg/Kg-dry	1	4/2/02 5:46:00 PM
Surr: Dibromofluoromethane	102	60-124		%REC	1	4/2/02 5:46:00 PM
Surr: 1,2-Dichloroethane-d4	112	55-128		%REC	1	4/2/02 5:46:00 PM
Surr: Toluene-d8	92.1	63-127		%REC	1	4/2/02 5:46:00 PM
Surr: 4-Bromofluorobenzene	93.5	58-125		%REC	1	4/2/02 5:46:00 PM

Qualifiers:

ND - Not Detected at the Reporting Limit
J - Analyte detected below quantitation limits
B - Analyte detected in the associated Method Blank
H - Method prescribed holding time exceeded
S - Spike Recovery outside accepted recovery limits
R - RPD outside accepted recovery limits
E - Value above quantitation range
- See Case Narrative
RL - Reporting Limit; defined as the lowest concentration the laboratory can accurately quantitate.

AMRO Environmental Laboratories Corp.

Date: *11-Apr-02*

CLIENT:	STV Incorporated	**Client Sample ID:**	TE-MW-2-21 (0-4')
Lab Order:	0204001		
Project:	10476 ESA	**Collection Date:**	3/29/02
Lab ID:	0204001-02A	**Matrix:**	SOIL

Analyses	Result	RL	Qual	Units	DF	Date Analyzed
SEMIVOLATILE ORGANICS		**SW8270C**				Analyst: **RKK**
Phenol	ND	300		µg/Kg-dry	1	4/6/02 3:12:00 AM
Bis(2-chloroethyl)ether	ND	300		µg/Kg-dry	1	4/6/02 3:12:00 AM
2-Chlorophenol	ND	300		µg/Kg-dry	1	4/6/02 3:12:00 AM
1,3-Dichlorobenzene	ND	300		µg/Kg-dry	1	4/6/02 3:12:00 AM
1,4-Dichlorobenzene	ND	300		µg/Kg-dry	1	4/6/02 3:12:00 AM
Benzyl alcohol	ND	590		µg/Kg-dry	1	4/6/02 3:12:00 AM
2-Methylphenol	ND	300		µg/Kg-dry	1	4/6/02 3:12:00 AM
1,2-Dichlorobenzene	ND	300		µg/Kg-dry	1	4/6/02 3:12:00 AM
Bis(2-chloroisopropyl)ether	ND	300		µg/Kg-dry	1	4/6/02 3:12:00 AM
4-Methylphenol	ND	300		µg/Kg-dry	1	4/6/02 3:12:00 AM
N-Nitrosodi-n-propylamine	ND	300		µg/Kg-dry	1	4/6/02 3:12:00 AM
Hexachloroethane	ND	300		µg/Kg-dry	1	4/6/02 3:12:00 AM
Nitrobenzene	ND	300		µg/Kg-dry	1	4/6/02 3:12:00 AM
Isophorone	ND	300		µg/Kg-dry	1	4/6/02 3:12:00 AM
2,4-Dimethylphenol	ND	300		µg/Kg-dry	1	4/6/02 3:12:00 AM
Benzoic acid	ND	590		µg/Kg-dry	1	4/6/02 3:12:00 AM
2-Nitrophenol	ND	300		µg/Kg-dry	1	4/6/02 3:12:00 AM
Bis(2-chloroethoxy)methane	ND	300		µg/Kg-dry	1	4/6/02 3:12:00 AM
2,4-Dichlorophenol	ND	300		µg/Kg-dry	1	4/6/02 3:12:00 AM
1,2,4-Trichlorobenzene	ND	300		µg/Kg-dry	1	4/6/02 3:12:00 AM
Naphthalene	ND	300		µg/Kg-dry	1	4/6/02 3:12:00 AM
4-Chloroaniline	ND	300		µg/Kg-dry	1	4/6/02 3:12:00 AM
Hexachlorobutadiene	ND	300		µg/Kg-dry	1	4/6/02 3:12:00 AM
4-Chloro-3-methylphenol	ND	590		µg/Kg-dry	1	4/6/02 3:12:00 AM
2-Methylnaphthalene	ND	300		µg/Kg-dry	1	4/6/02 3:12:00 AM
Hexachlorocyclopentadiene	ND	300		µg/Kg-dry	1	4/6/02 3:12:00 AM
2,4,6-Trichlorophenol	ND	300		µg/Kg-dry	1	4/6/02 3:12:00 AM
2,4,5-Trichlorophenol	ND	300		µg/Kg-dry	1	4/6/02 3:12:00 AM
2-Chloronaphthalene	ND	300		µg/Kg-dry	1	4/6/02 3:12:00 AM
2-Nitroaniline	ND	590		µg/Kg-dry	1	4/6/02 3:12:00 AM
Dimethyl phthalate	ND	300		µg/Kg-dry	1	4/6/02 3:12:00 AM
2,6-Dinitrotoluene	ND	300		µg/Kg-dry	1	4/6/02 3:12:00 AM
Acenaphthylene	ND	300		µg/Kg-dry	1	4/6/02 3:12:00 AM
3-Nitroaniline	ND	590		µg/Kg-dry	1	4/6/02 3:12:00 AM
4-Nitrophenol	ND	590		µg/Kg-dry	1	4/6/02 3:12:00 AM
2,4-Dinitrophenol	ND	590		µg/Kg-dry	1	4/6/02 3:12:00 AM
Acenaphthene	ND	300		µg/Kg-dry	1	4/6/02 3:12:00 AM
2,4-Dinitrotoluene	ND	300		µg/Kg-dry	1	4/6/02 3:12:00 AM

Qualifiers:

ND - Not Detected at the Reporting Limit

J - Analyte detected below quantitation limits

B - Analyte detected in the associated Method Blank

H - Method prescribed holding time exceeded

S - Spike Recovery outside accepted recovery limits

R - RPD outside accepted recovery limits

E - Value above quantitation range

- See Case Narrative

RL - Reporting Limit; defined as the lowest concentration the laboratory can accurately quantitate.

AMRO Environmental Laboratories Corp.

Date: *11-Apr-02*

CLIENT: STV Incorporated
Lab Order: 0204001
Project: 10476 ESA
Lab ID: 0204001-02A

Client Sample ID: TE-MW-2-21 (0-4')
Collection Date: 3/29/02
Matrix: SOIL

Analyses	Result	RL	Qual	Units	DF	Date Analyzed
Dibenzofuran	ND	300		µg/Kg-dry	1	4/6/02 3:12:00 AM
Diethyl phthalate	ND	300		µg/Kg-dry	1	4/6/02 3:12:00 AM
4-Chlorophenyl phenyl ether	ND	300		µg/Kg-dry	1	4/6/02 3:12:00 AM
Fluorene	ND	300		µg/Kg-dry	1	4/6/02 3:12:00 AM
4-Nitroaniline	ND	590		µg/Kg-dry	1	4/6/02 3:12:00 AM
4,6-Dinitro-2-methylphenol	ND	590		µg/Kg-dry	1	4/6/02 3:12:00 AM
N-Nitrosodiphenylamine	ND	300		µg/Kg-dry	1	4/6/02 3:12:00 AM
1,2-Diphenylhydrazine (as Azobenzene)	ND	300		µg/Kg-dry	1	4/6/02 3:12:00 AM
4-Bromophenyl phenyl ether	ND	300		µg/Kg-dry	1	4/6/02 3:12:00 AM
Hexachlorobenzene	ND	300		µg/Kg-dry	1	4/6/02 3:12:00 AM
Pentachlorophenol	ND	590		µg/Kg-dry	1	4/6/02 3:12:00 AM
Phenanthrene	ND	300		µg/Kg-dry	1	4/6/02 3:12:00 AM
Anthracene	ND	300		µg/Kg-dry	1	4/6/02 3:12:00 AM
Carbazole	ND	300		µg/Kg-dry	1	4/6/02 3:12:00 AM
Di-n-butyl phthalate	ND	300		µg/Kg-dry	1	4/6/02 3:12:00 AM
Fluoranthene	ND	300		µg/Kg-dry	1	4/6/02 3:12:00 AM
Pyrene	ND	300		µg/Kg-dry	1	4/6/02 3:12:00 AM
Butyl benzyl phthalate	ND	300		µg/Kg-dry	1	4/6/02 3:12:00 AM
Bis(2-ethylhexyl)phthalate	1,100	300		µg/Kg-dry	1	4/6/02 3:12:00 AM
3,3'-Dichlorobenzidine	ND	300		µg/Kg-dry	1	4/6/02 3:12:00 AM
Benz(a)anthracene	ND	300		µg/Kg-dry	1	4/6/02 3:12:00 AM
Chrysene	ND	300		µg/Kg-dry	1	4/6/02 3:12:00 AM
Di-n-octyl phthalate	ND	300		µg/Kg-dry	1	4/6/02 3:12:00 AM
Benzo(b)fluoranthene	ND	300		µg/Kg-dry	1	4/6/02 3:12:00 AM
Benzo(k)fluoranthene	ND	300		µg/Kg-dry	1	4/6/02 3:12:00 AM
Benzo(a)pyrene	ND	300		µg/Kg-dry	1	4/6/02 3:12:00 AM
Dibenz(a,h)anthracene	ND	300		µg/Kg-dry	1	4/6/02 3:12:00 AM
Indeno(1,2,3-cd)pyrene	ND	300		µg/Kg-dry	1	4/6/02 3:12:00 AM
Benzo(g,h,i)perylene	ND	300		µg/Kg-dry	1	4/6/02 3:12:00 AM
Surr: 2-Fluorophenol	82.2	28-93		%REC	1	4/6/02 3:12:00 AM
Surr: Phenol-d5	73.4	31-97		%REC	1	4/6/02 3:12:00 AM
Surr: Nitrobenzene-d5	74.7	32-95		%REC	1	4/6/02 3:12:00 AM
Surr: 2-Fluorobiphenyl	79.5	38-98		%REC	1	4/6/02 3:12:00 AM
Surr: 2,4,6-Tribromophenol	84.5	34-114		%REC	1	4/6/02 3:12:00 AM
Surr: 4-Terphenyl-d14	82.0	41-108		%REC	1	4/6/02 3:12:00 AM

Qualifiers:

ND - Not Detected at the Reporting Limit
J - Analyte detected below quantitation limits
B - Analyte detected in the associated Method Blank
H - Method prescribed holding time exceeded
S - Spike Recovery outside accepted recovery limits
R - RPD outside accepted recovery limits
E - Value above quantitation range
- See Case Narrative
RL - Reporting Limit; defined as the lowest concentration the laboratory can accurately quantitate.

AMRO Environmental Laboratories Corp.

Date: *11-Apr-02*

CLIENT:	STV Incorporated	**Client Sample ID:**	TE-MW-2-21 (23-25')
Lab Order:	0204001		
Project:	10476 ESA	**Collection Date:**	3/29/02
Lab ID:	0204001-04A	**Matrix:**	SOIL

Analyses	Result	RL	Qual	Units	DF	Date Analyzed
SEMIVOLATILE ORGANICS		**SW8270C**				Analyst: **RKK**
Phenol	ND	320		µg/Kg-dry	1	4/6/02 3:38:00 AM
Bis(2-chloroethyl)ether	ND	320		µg/Kg-dry	1	4/6/02 3:38:00 AM
2-Chlorophenol	ND	320		µg/Kg-dry	1	4/6/02 3:38:00 AM
1,3-Dichlorobenzene	ND	320		µg/Kg-dry	1	4/6/02 3:38:00 AM
1,4-Dichlorobenzene	ND	320		µg/Kg-dry	1	4/6/02 3:38:00 AM
Benzyl alcohol	ND	640		µg/Kg-dry	1	4/6/02 3:38:00 AM
2-Methylphenol	ND	320		µg/Kg-dry	1	4/6/02 3:38:00 AM
1,2-Dichlorobenzene	ND	320		µg/Kg-dry	1	4/6/02 3:38:00 AM
Bis(2-chloroisopropyl)ether	ND	320		µg/Kg-dry	1	4/6/02 3:38:00 AM
4-Methylphenol	ND	320		µg/Kg-dry	1	4/6/02 3:38:00 AM
N-Nitrosodi-n-propylamine	ND	320		µg/Kg-dry	1	4/6/02 3:38:00 AM
Hexachloroethane	ND	320		µg/Kg-dry	1	4/6/02 3:38:00 AM
Nitrobenzene	ND	320		µg/Kg-dry	1	4/6/02 3:38:00 AM
Isophorone	ND	320		µg/Kg-dry	1	4/6/02 3:38:00 AM
2,4-Dimethylphenol	ND	320		µg/Kg-dry	1	4/6/02 3:38:00 AM
Benzoic acid	ND	640		µg/Kg-dry	1	4/6/02 3:38:00 AM
2-Nitrophenol	ND	320		µg/Kg-dry	1	4/6/02 3:38:00 AM
Bis(2-chloroethoxy)methane	ND	320		µg/Kg-dry	1	4/6/02 3:38:00 AM
2,4-Dichlorophenol	ND	320		µg/Kg-dry	1	4/6/02 3:38:00 AM
1,2,4-Trichlorobenzene	ND	320		µg/Kg-dry	1	4/6/02 3:38:00 AM
Naphthalene	ND	320		µg/Kg-dry	1	4/6/02 3:38:00 AM
4-Chloroaniline	ND	320		µg/Kg-dry	1	4/6/02 3:38:00 AM
Hexachlorobutadiene	ND	320		µg/Kg-dry	1	4/6/02 3:38:00 AM
4-Chloro-3-methylphenol	ND	640		µg/Kg-dry	1	4/6/02 3:38:00 AM
2-Methylnaphthalene	ND	320		µg/Kg-dry	1	4/6/02 3:38:00 AM
Hexachlorocyclopentadiene	ND	320		µg/Kg-dry	1	4/6/02 3:38:00 AM
2,4,6-Trichlorophenol	ND	320		µg/Kg-dry	1	4/6/02 3:38:00 AM
2,4,5-Trichlorophenol	ND	320		µg/Kg-dry	1	4/6/02 3:38:00 AM
2-Chloronaphthalene	ND	320		µg/Kg-dry	1	4/6/02 3:38:00 AM
2-Nitroaniline	ND	640		µg/Kg-dry	1	4/6/02 3:38:00 AM
Dimethyl phthalate	ND	320		µg/Kg-dry	1	4/6/02 3:38:00 AM
2,6-Dinitrotoluene	ND	320		µg/Kg-dry	1	4/6/02 3:38:00 AM
Acenaphthylene	ND	320		µg/Kg-dry	1	4/6/02 3:38:00 AM
3-Nitroaniline	ND	640		µg/Kg-dry	1	4/6/02 3:38:00 AM
4-Nitrophenol	ND	640		µg/Kg-dry	1	4/6/02 3:38:00 AM
2,4-Dinitrophenol	ND	640		µg/Kg-dry	1	4/6/02 3:38:00 AM
Acenaphthene	ND	320		µg/Kg-dry	1	4/6/02 3:38:00 AM
2,4-Dinitrotoluene	ND	320		µg/Kg-dry	1	4/6/02 3:38:00 AM

Qualifiers:

ND - Not Detected at the Reporting Limit

J - Analyte detected below quantitation limits

B - Analyte detected in the associated Method Blank

H - Method prescribed holding time exceeded

S - Spike Recovery outside accepted recovery limits

R - RPD outside accepted recovery limits

E - Value above quantitation range

- See Case Narrative

RL - Reporting Limit; defined as the lowest concentration the laboratory can accurately quantitate.

AMRO Environmental Laboratories Corp.

Date: *11-Apr-02*

CLIENT: STV Incorporated
Lab Order: 0204001
Project: 10476 ESA
Lab ID: 0204001-04A

Client Sample ID: TE-MW-2-21 (23-25')
Collection Date: 3/29/02
Matrix: SOIL

Analyses	Result	RL	Qual	Units	DF	Date Analyzed
Dibenzofuran	ND	320		µg/Kg-dry	1	4/6/02 3:38:00 AM
Diethyl phthalate	ND	320		µg/Kg-dry	1	4/6/02 3:38:00 AM
4-Chlorophenyl phenyl ether	ND	320		µg/Kg-dry	1	4/6/02 3:38:00 AM
Fluorene	ND	320		µg/Kg-dry	1	4/6/02 3:38:00 AM
4-Nitroaniline	ND	640		µg/Kg-dry	1	4/6/02 3:38:00 AM
4,6-Dinitro-2-methylphenol	ND	640		µg/Kg-dry	1	4/6/02 3:38:00 AM
N-Nitrosodiphenylamine	ND	320		µg/Kg-dry	1	4/6/02 3:38:00 AM
1,2-Diphenylhydrazine (as Azobenzene)	ND	320		µg/Kg-dry	1	4/6/02 3:38:00 AM
4-Bromophenyl phenyl ether	ND	320		µg/Kg-dry	1	4/6/02 3:38:00 AM
Hexachlorobenzene	ND	320		µg/Kg-dry	1	4/6/02 3:38:00 AM
Pentachlorophenol	ND	640		µg/Kg-dry	1	4/6/02 3:38:00 AM
Phenanthrene	ND	320		µg/Kg-dry	1	4/6/02 3:38:00 AM
Anthracene	ND	320		µg/Kg-dry	1	4/6/02 3:38:00 AM
Carbazole	ND	320		µg/Kg-dry	1	4/6/02 3:38:00 AM
Di-n-butyl phthalate	ND	320		µg/Kg-dry	1	4/6/02 3:38:00 AM
Fluoranthene	ND	320		µg/Kg-dry	1	4/6/02 3:38:00 AM
Pyrene	ND	320		µg/Kg-dry	1	4/6/02 3:38:00 AM
Butyl benzyl phthalate	ND	320		µg/Kg-dry	1	4/6/02 3:38:00 AM
Bis(2-ethylhexyl)phthalate	ND	320		µg/Kg-dry	1	4/6/02 3:38:00 AM
3,3'-Dichlorobenzidine	ND	320		µg/Kg-dry	1	4/6/02 3:38:00 AM
Benz(a)anthracene	ND	320		µg/Kg-dry	1	4/6/02 3:38:00 AM
Chrysene	ND	320		µg/Kg-dry	1	4/6/02 3:38:00 AM
Di-n-octyl phthalate	ND	320		µg/Kg-dry	1	4/6/02 3:38:00 AM
Benzo(b)fluoranthene	ND	320		µg/Kg-dry	1	4/6/02 3:38:00 AM
Benzo(k)fluoranthene	ND	320		µg/Kg-dry	1	4/6/02 3:38:00 AM
Benzo(a)pyrene	ND	320		µg/Kg-dry	1	4/6/02 3:38:00 AM
Dibenz(a,h)anthracene	ND	320		µg/Kg-dry	1	4/6/02 3:38:00 AM
Indeno(1,2,3-cd)pyrene	ND	320		µg/Kg-dry	1	4/6/02 3:38:00 AM
Benzo(g,h,i)perylene	ND	320		µg/Kg-dry	1	4/6/02 3:38:00 AM
Surr: 2-Fluorophenol	59.2	28-93		%REC	1	4/6/02 3:38:00 AM
Surr: Phenol-d5	61.3	31-97		%REC	1	4/6/02 3:38:00 AM
Surr: Nitrobenzene-d5	54.7	32-95		%REC	1	4/6/02 3:38:00 AM
Surr: 2-Fluorobiphenyl	68.6	38-98		%REC	1	4/6/02 3:38:00 AM
Surr: 2,4,6-Tribromophenol	81.6	34-114		%REC	1	4/6/02 3:38:00 AM
Surr: 4-Terphenyl-d14	87.2	41-108		%REC	1	4/6/02 3:38:00 AM

Qualifiers:

ND - Not Detected at the Reporting Limit
J - Analyte detected below quantitation limits
B - Analyte detected in the associated Method Blank
H - Method prescribed holding time exceeded
S - Spike Recovery outside accepted recovery limits
R - RPD outside accepted recovery limits
E - Value above quantitation range
- See Case Narrative
RL - Reporting Limit; defined as the lowest concentration the laboratory can accurately quantitate.

AMRO Environmental Laboratories Corp.

11-Apr-02

Lab Order: 0204001
Client: STV Incorporated
Project: 10476 ESA

DATES REPORT

Sample ID	Client Sample ID	Collection Date	Matrix	Test Name	TCLP Date	Prep Date	Analysis Date
0204001-01A	TE-MW-2-21 (4')	3/29/02	Soil	Percent Moisture			4/1/02
				VOLATILES by GC/MS, Bulk Soil		3/29/02	4/2/02
0204001-02A	TE-MW-2-21 (0-4')			Percent Moisture			4/1/02
				SEMIVOLATILE ORGANICS, Soil/Solids		4/4/02	4/6/02
0204001-03A	TE-MW-2-21 (25')			Percent Moisture			4/1/02
				VOLATILES by GC/MS, Bulk Soil		3/29/02	4/2/02
0204001-04A	TE-MW-2-21 (23-25')			Percent Moisture			4/1/02
				SEMIVOLATILE ORGANICS, Soil/Solids		4/4/02	4/6/02

AMRO Environmental Laboratories Corporation

SAMPLE RECEIPT CHECKLIST

111 Herrick Street
Merrimack, NH 03054
(603) 424-2022

Client: STV INC
Project Name: ESA
Ship via: (circle one) Fed Ex., UPS, AMRO Courier, Hand Del., Other Courier, Other:

AMRO ID: 0204001
Date Rec.: 4-1-02
Date Due: 4-11-02

Items to be Checked Upon Receipt	Yes	No	NA	Comments
1. Army Samples received in individual plastic bags?			✓	
2. Custody Seals present?			✓	
3. Custody Seals Intact?			✓	
4. Air Bill included in folder if received?	✓			
5. Is COC included with samples?	✓			
6. Is COC signed and dated by client?	✓			
7. Laboratory receipt temperature. TEMP = 2.5°				
Samples rec. with ice ✓ ice packs___ neither___				
8. Were samples received the same day they were sampled?		✓		
Is client temperature 4°C ± 2°C?	✓			
If no obtain authorization from the client for the analyses.				
Client authorization from: Date: Obtained by:				
9. Is the COC filled out correctly and completely?	✓			
10. Does the info on the COC match the samples?	✓	✓		2 IDs don't match
11. Were samples rec. within holding time?	✓			
12. Were all samples properly labeled?	✓			
13. Were all samples properly preserved?	✓			
14. Were proper sample containers used?	✓			
15. Were all samples received intact? (none broken or leaking)	✓			
16. Were VOA vials rec. with no air bubbles?			✓	
17. Were the sample volumes sufficient for requested analysis?	✓			
18. Were all samples received?	✓			
19. VPH and VOA Soils only:				
Sampling Method VPH (circle one): M=Methanol, E=EnCore (air-tight container)				
Sampling Method VOA (circle one): M=Methanol, SB=Sodium Bisulfate, E=EnCore, B=Bulk				
If M or SB:				
Does preservative cover the soil?				
If NO then client must be faxed.				
Does preservation level come close to the fill line on the vial?				
If NO then client must be faxed.				
Were vials provided by AMRO?				
If NO then weights MUST be obtained from client				
Was dry weight aliquot provided?				
If NO then fax client and inform the VOA lab ASAP.				
20. Subcontracted Samples:			✓	
What samples sent:				
Where sent:				
Date:				
Analysis:				
TAT:				
21. Information entered into:				
Internal Tracking Log?	✓			
Dry Weight Log?	✓			
Client Log?			✓	
Composite Log?			✓	
Filtration Log?			✓	

Received By: CC Date: 4-1-02 Logged in By: CC Date: 4-1-02
Labeled By: CC Date: 4-1-02 Checked By: MG Date: 4-2-02

NA= Not Applicable

AMRO Environmental Laboratories Corporation
111 Herrick Street
Merrimack, NH 03054

CHAIN-OF-CUSTODY RECORD

38875

Office: (603) 424-2022
Fax: (603) 429-8496

Project No.:	Project Name:	Project Manager:	Samplers (Signature):	AMRO Project No.:
1047G	ESA	Jeff Butler	Romona Narenal	0204001
	Project State: NY		Richard Hagerty	

Sample ID	Date/Time Sampled	Matrix (A= Air, S= Soil, GW= Ground W., WW= Waste W., DW= Drinking W., O= Oil, Other= Specify)	Total # of Cont. & Size	VOCs TCL	SVOCs TCL	Remarks
TE-MW-2-21 (4')	3/29 945	S	1x2 oz	X		
TE-MW-2-21 (0-4)	3/29 945	S	1x4 oz		X	
TE-MW-2-21 ~~(23-25)~~	3/29 12 00	S	1x2 oz	X		
TE-MW-2-21 (23-25')	3/29 12 00	S	1x4 oz		X	

Preservative: Cl-HCl, MeOH, N-HN03, S-H2SO4, Na-NaOH, O- Other

Container Type: P- Plastic, G-Glass, V-Vial, T- Teflon, O-Other

Please print clearly, legibly and completely. Samples can not be logged in and the turnaround time clock will not start until any ambiguities are resolved.

FAX No.:

NOTES: Preservatives, Special reporting limits, Known Contamination, etc;

Send Results To: STV Inc Jeff Butler
225 Park Ave South
NY NY 10003

Seal Intact? Yes No N/A

GW-1 ___ GW-2 ___ GW-3 ___

MCP Level Needed:

P.O. No:

Results Needed By:

Relinquished By	Date/ Time	Received By	Date/Time
Romona Narenal	3/29/02	C Cearley	4-1-02 0920

PRIORITY TURNAROUND TIME AUTHORIZATION
Before submitting samples for expedited TAT, you must have requested in advance and received a coded TAT AUTHORIZATION NUMBER
AUTHORIZATION No. ___ BY: ___

SHEET ___ OF ___

Pink: Client

STATE OF NEW YORK
DEPARTMENT OF HEALTH

Wadsworth Center The Governor Nelson A. Rockefeller Empire State Plaza P.O. Box 509 Albany, New York 12201-0509

Antonia C. Novello, M.D., M.P.H., Dr. P.H.
Commissioner

Dennis P. Whalen
Executive Deputy Commissioner

February 28, 2002

Dear Laboratory Director:

Please note that although your ELAP Certificate of Approval expires on 12:01 AM April 1, 2002, it is still valid until June 15, 2002, as per ELAP Certification Manual, No. 140, Page 13 of 42, dated 12/6/95, Part 55-2.4e NYCRR. "...during any extension or grace period permitted by this Subpart, a laboratory approval shall remain in force beyond the expiration date of the certificate of approval, unless such approval is specifically terminated or suspended in writing."

Further verification of your laboratory's approved ELAP status is available by calling the Program Office at (518) 485-5570.

Sincerely,

Linda L. Madlin

Linda L. Madlin
Administrative Assistant
Environmental Laboratory
Approval Program

LLM:mes

NYSDOH - WADSWORTH CENTER - ELAP - PO BOX 509 - ALBANY NY 12201-0509

NEW YORK STATE DEPARTMENT OF HEALTH
WADSWORTH CENTER
Antonia C. Novello, M.D., M.P.H., Dr.P.H. Commissioner

Expires 12:01 AM April 01, 2002
Issued September 17, 2001
Revised January 14, 2002

CERTIFICATE OF APPROVAL FOR LABORATORY SERVICE

Issued in accordance with and pursuant to section 502 Public Health Law of New York State

MS. NANCY STEWART
AMRO ENVIRONMENTAL LAB CORP
111 HERRICK STREET
MERRIMACK NH 03054 USA

NY Lab Id No: 11278
EPA Lab Code: NH00012

is hereby APPROVED as an Environmental Laboratory in conformance with the National Environmental Laboratory Accreditation Conference Standards for the category ENVIRONMENTAL ANALYSES SOLID AND HAZARDOUS WASTE
All approved analytes are listed below:

Acrolein and Acrylonitrile

Acrolein	SW-846 8260B
Acrylonitrile	SW-846 8260B

Characteristic Testing

Ignitability	SW846 1010
Reactivity	SW846 Ch7, Sec. 7.3
TCLP	FED REG 1311

Chlorinated Hydrocarbon Pesticides

4,4 -DDE	SW-846 8081A
4,4 -DDT	SW-846 8081A
4,4-DDD	SW-846 8081A
Aldrin	SW-846 8081A
alpha-BHC	SW-846 8081A
beta-BHC	SW-846 8081A
Chlordane Total	SW-846 8081A
delta-BHC	SW-846 8081A
Dieldrin	SW-846 8081A
Endosulfan I	SW-846 8081A
Endosulfan II	SW-846 8081A
Endosulfan sulfate	SW-846 8081A
Endrin	SW-846 8081A
Endrin aldehyde	SW-846 8081A
Heptachlor	SW-846 8081A
Heptachlor epoxide	SW-846 8081A

Chlorinated Hydrocarbon Pesticides

Lindane	SW-846 8081A
Methoxychlor	SW-846 8081A

Chlorinated Hydrocarbons

1,2,4-Trichlorobenzene	SW-846 8270C
2-Chloronaphthalene	SW-846 8270C
Hexachlorobenzene	SW-846 8270C
Hexachlorobutadiene	SW-846 8270C
Hexachlorocyclopentadiene	SW-846 8270C
Hexachloroethane	SW-846 8270C

Haloethers

Bis (2-chloroisopropyl) ether	SW-846 8270C
Bis(2-chloroethoxy)methane	SW-846 8270C

Metals I

Barium, Total	SW-846 6010B
Cadmium, Total	SW-846 6010B
Chromium, Total	SW-846 6010B
Lead, Total	SW-846 6010B
Nickel, Total	SW-846 6010B
Silver, Total	SW-846 6010B

Metals II

Antimony, Total	SW-846 6010B
Arsenic, Total	SW-846 6010B

Serial No.: 14514

Property of the New York State Department of Health. Valid only at the address shown. Must be conspicuously posted. Valid certificates have a raised seal and may be verified by calling (518)485-5570.

DOH-3317 (3/97)

NEW YORK STATE DEPARTMENT OF HEALTH
WADSWORTH CENTER
Antonia C. Novello, M.D., M.P.H., Dr.P.H. Commissioner

Expires 12:01 AM April 01, 2002
Issued September 17, 2001
Revised January 14, 2002

CERTIFICATE OF APPROVAL FOR LABORATORY SERVICE

Issued in accordance with and pursuant to section 502 Public Health Law of New York State

MS. NANCY STEWART
AMRO ENVIRONMENTAL LAB CORP
111 HERRICK STREET
MERRIMACK NH 03054 USA

NY Lab Id No: 11278
EPA Lab Code: NH00012

is hereby APPROVED as an Environmental Laboratory in conformance with the National Environmental Laboratory Accreditation Conference Standards for the category ENVIRONMENTAL ANALYSES SOLID AND HAZARDOUS WASTE All approved analytes are listed below:

Metals II	
Selenium, Total	SW-846 6010B
Miscellaneous	
Hydrogen Ion (pH)	SW-846 9040B
	SW-846 9045C
Lead in Paint	SM18 3120B
Nitroaromatics and Isophorone	
2,4-Dinitrotoluene	SW-846 8270C
2,6-Dinitrotoluene	SW-846 8270C
Isophorone	CLP 95-2
	SW-846 8270C
Nitrobenzene	SW-846 8270C
Phthalate Esters	
Benzyl butyl phthalate	SW-846 8270C
Bis(2-ethylhexyl) phthalate	SW-846 8270C
Diethyl phthalate	SW-846 8270C
Dimethyl phthalate	SW-846 8270C
Di-n-butyl phthalate	SW-846 8270C
Di-n-octyl phthalate	SW-846 8270C
Polychlorinated Biphenyls	
PCB-1016	SW-846 8082
PCB-1221	SW-846 8082
PCB-1232	SW-846 8082
Polychlorinated Biphenyls	
PCB-1242	SW-846 8082
PCB-1248	SW-846 8082
PCB-1254	SW-846 8082
PCB-1260	SW-846 8082
Polynuclear Aromatic Hydrocarbons	
Acenaphthene	SW-846 8270C
Acenaphthylene	SW-846 8270C
Benzo(a)anthracene	SW-846 8270C
Benzo(a)pyrene	SW-846 8270C
Benzo(b)fluoranthene	SW-846 8270C
Benzo(ghi)perylene	SW-846 8270C
Chrysene	SW-846 8270C
Dibenzo(a,h)anthracene	SW-846 8270C
Fluoranthene	SW-846 8270C
Fluorene	SW-846 8270C
Indeno(1,2,3-cd)pyrene	SW-846 8270C
Naphthalene	SW-846 8270C
Phenanthrene	SW-846 8270C
Pyrene	SW-846 8270C
Priority Pollutant Phenols	
2,4,6-Trichlorophenol	SW-846 8270C
2,4-Dichlorophenol	SW-846 8270C
2,4-Dimethylphenol	SW-846 8270C

Serial No.: 14514

Property of the New York State Department of Health. Valid only at the address shown. Must be conspicuously posted. Valid certificates have a raised seal and may be verified by calling (518)485-5570.

DOH-3317 (3/97)

NEW YORK STATE DEPARTMENT OF HEALTH
WADSWORTH CENTER
Antonia C. Novello, M.D., M.P.H., Dr.P.H. Commissioner

Expires 12:01 AM April 01, 2002
Issued September 17, 2001
Revised January 14, 2002

CERTIFICATE OF APPROVAL FOR LABORATORY SERVICE

Issued in accordance with and pursuant to section 502 Public Health Law of New York State

MS. NANCY STEWART
AMRO ENVIRONMENTAL LAB CORP
111 HERRICK STREET
MERRIMACK NH 03054 USA

NY Lab Id No: 11278
EPA Lab Code: NH00012

is hereby APPROVED as an Environmental Laboratory in conformance with the National Environmental Laboratory Accreditation Conference Standards for the category ENVIRONMENTAL ANALYSES SOLID AND HAZARDOUS WASTE All approved analytes are listed below:

Priority Pollutant Phenols

2,4-Dinitrophenol	SW-846 8270C
2-Chlorophenol	SW-846 8270C
2-Methyl-4,6-dinitrophenol	SW-846 8270C
2-Nitrophenol	SW-846 8270C
4-Chloro-3-methylphenol	SW-846 8270C
4-Nitrophenol	SW-846 8270C
Pentachlorophenol	SW-846 8270C
Phenol	SW-846 8270C

Purgeable Aromatics

1,2-Dichlorobenzene	SW-846 8260B
1,3-Dichlorobenzene	SW-846 8260B
1,4-Dichlorobenzene	SW-846 8260B
Benzene	SW-846 8260B
Chlorobenzene	SW-846 8260B
Ethyl benzene	SW-846 8260B
Toluene	SW-846 8260B
Total Xylenes	SW-846 8260B

Purgeable Halocarbons

1,1,1-Trichloroethane	SW-846 8260B
1,1,2,2-Tetrachloroethane	SW-846 8260B
1,1,2-Trichloroethane	SW-846 8260B
1,1-Dichloroethane	SW-846 8260B
1,1-Dichloroethene	SW-846 8260B

Purgeable Halocarbons

1,2-Dichloroethane	SW-846 8260B
1,2-Dichloropropane	SW-846 8260B
2-Chloroethylvinyl ether	SW-846 8260B
Bromodichloromethane	SW-846 8260B
Bromoform	SW-846 8260B
Bromomethane	SW-846 8260B
Carbon tetrachloride	SW-846 8260B
Chloroethane	SW-846 8260B
Chloroform	SW-846 8260B
Chloromethane	SW-846 8260B
Dibromochloromethane	SW-846 8260B
Dichlorodifluoromethane	SW-846 8260B
Methylene chloride	SW-846 8260B
Tetrachloroethene	SW-846 8260B
Trichloroethene	SW-846 8260B
Trichlorofluoromethane	SW-846 8260B
Vinyl chloride	SW-846 8260B

Serial No.: 14514

Property of the New York State Department of Health. Valid only at the address shown. Must be conspicuously posted. Valid certificates have a raised seal and may be verified by calling (518)485-5570.

DOH-3317 (3/97)

AMRO Environmental Laboratories Corporation

111 Herrick Street, Merrimack, NH 03054
TEL: (603) 424-2022 · FAX: (603) 429-8496

April 11, 2002

Jeff Butler
STV Incorporated
469 7th Avenue
14th Floor
New York, NY 10018
TEL: (212) 904-1702
FAX: (212) 777-8492

RE: 10476 ESA Workorder No.: 0204015

Dear Jeff Butler:
AMRO Environmental Laboratories Corp. received 2 samples on 4/2/02 for the analyses presented in the following report.

AMRO operates a Quality Assurance Program which meets or exceeds National Environmental Laboratory Accreditation Conference (NELAC), state, and EPA requirements. A copy of the appropriate state and/or NELAC Certificate is attached.

The enclosed Sample Receipt Checklist details the condition of your sample(s) upon receipt. Please be advised that any unused sample volume and sample extracts will be stored for a period of 60 days from sample receipt date (90 days for samples from New York). After this time, AMRO will properly dispose of the remaining sample(s). If you require further analysis, or need the samples held for a longer period, please contact us immediately.

This report consists of a total of 14 pages. This letter is an integral part of your data report. All results in this project relate only to the sample(s) as received by the laboratory and documented in the Chain-of-Custody. This report shall not be reproduced except in full, without the written approval of the laboratory. If you have any questions regarding this project in the future, please refer to the Workorder Number above.

Sincerely,

Nancy Stewart
Vice President/LabDirector

AMRO Environmental Laboratories Corp.

Date: *11-Apr-02*

CLIENT: STV Incorporated
Project: 10476 ESA
Lab Order: 0204015
Date Received: 4/2/02

Work Order Sample Summary

Lab Sample ID	Client Sample ID	Collection Date
0204015-01A	TE-MW-2-21 (55')	4/1/02
0204015-02A	TE-MW-2-21 (53-55')	4/1/02

AMRO Environmental Laboratories Corp.

Date: *11-Apr-02*

CLIENT: STV Incorporated
Project: 10476 ESA
Lab Order: 0204015

Lab ID: 0204015-01 **Collection Date:** 4/1/02
Client Sample ID: TE-MW-2-21 (55') **Matrix:** SOIL

Analyses	Result	Limit	Qual	Units	DF	Date Analyzed
PERCENT MOISTURE		D2216				Analyst: SL
Percent Moisture	13.3	0		wt%	1	4/5/02

Lab ID: 0204015-02 **Collection Date:** 4/1/02
Client Sample ID: TE-MW-2-21 (53-55') **Matrix:** SOIL

Analyses	Result	Limit	Qual	Units	DF	Date Analyzed
PERCENT MOISTURE		D2216				Analyst: SL
Percent Moisture	13.6	0		wt%	1	4/5/02

Qualifiers:

ND - Not Detected at the Reporting Limit
J - Analyte detected below quantitation limits
B - Analyte detected in the associated Method Blank
* - Value exceeds Maximum Contaminant Level
S - Spike Recovery outside accepted recovery limits
R - RPD outside accepted recovery limits
E - Value above quantitation range

AMRO Environmental Laboratories Corp.

Date: *11-Apr-02*

CLIENT:	STV Incorporated	**Client Sample ID:**	TE-MW-2-21 (55')
Lab Order:	0204015		
Project:	10476 ESA	**Collection Date:**	4/1/02
Lab ID:	0204015-01A	**Matrix:**	SOIL

Analyses	Result	RL	Qual	Units	DF	Date Analyzed
VOLATILES BY GC/MS		**SW8260B**				Analyst: SK
Dichlorodifluoromethane	ND	58		µg/Kg-dry	1	4/5/02 2:01:00 PM
Chloromethane	ND	58		µg/Kg-dry	1	4/5/02 2:01:00 PM
Vinyl chloride	ND	29		µg/Kg-dry	1	4/5/02 2:01:00 PM
Chloroethane	ND	58		µg/Kg-dry	1	4/5/02 2:01:00 PM
Bromomethane	ND	58		µg/Kg-dry	1	4/5/02 2:01:00 PM
Trichlorofluoromethane	ND	58		µg/Kg-dry	1	4/5/02 2:01:00 PM
Acetone	ND	290		µg/Kg-dry	1	4/5/02 2:01:00 PM
1,1-Dichloroethene	ND	29		µg/Kg-dry	1	4/5/02 2:01:00 PM
Carbon disulfide	ND	58		µg/Kg-dry	1	4/5/02 2:01:00 PM
Methylene chloride	ND	58		µg/Kg-dry	1	4/5/02 2:01:00 PM
Methyl tert-butyl ether	ND	29		µg/Kg-dry	1	4/5/02 2:01:00 PM
trans-1,2-Dichloroethene	ND	29		µg/Kg-dry	1	4/5/02 2:01:00 PM
1,1-Dichloroethane	ND	29		µg/Kg-dry	1	4/5/02 2:01:00 PM
2-Butanone	ND	290		µg/Kg-dry	1	4/5/02 2:01:00 PM
2,2-Dichloropropane	ND	29		µg/Kg-dry	1	4/5/02 2:01:00 PM
cis-1,2-Dichloroethene	ND	29		µg/Kg-dry	1	4/5/02 2:01:00 PM
Chloroform	ND	29		µg/Kg-dry	1	4/5/02 2:01:00 PM
Bromochloromethane	ND	29		µg/Kg-dry	1	4/5/02 2:01:00 PM
1,1,1-Trichloroethane	ND	29		µg/Kg-dry	1	4/5/02 2:01:00 PM
1,1-Dichloropropene	ND	29		µg/Kg-dry	1	4/5/02 2:01:00 PM
Carbon tetrachloride	ND	29		µg/Kg-dry	1	4/5/02 2:01:00 PM
1,2-Dichloroethane	ND	29		µg/Kg-dry	1	4/5/02 2:01:00 PM
Benzene	ND	29		µg/Kg-dry	1	4/5/02 2:01:00 PM
Trichloroethene	ND	29		µg/Kg-dry	1	4/5/02 2:01:00 PM
1,2-Dichloropropane	ND	29		µg/Kg-dry	1	4/5/02 2:01:00 PM
Bromodichloromethane	ND	29		µg/Kg-dry	1	4/5/02 2:01:00 PM
Dibromomethane	ND	29		µg/Kg-dry	1	4/5/02 2:01:00 PM
4-Methyl-2-pentanone	ND	290		µg/Kg-dry	1	4/5/02 2:01:00 PM
cis-1,3-Dichloropropene	ND	29		µg/Kg-dry	1	4/5/02 2:01:00 PM
Toluene	ND	29		µg/Kg-dry	1	4/5/02 2:01:00 PM
trans-1,3-Dichloropropene	ND	29		µg/Kg-dry	1	4/5/02 2:01:00 PM
1,1,2-Trichloroethane	ND	29		µg/Kg-dry	1	4/5/02 2:01:00 PM
1,2-Dibromoethane	ND	29		µg/Kg-dry	1	4/5/02 2:01:00 PM
2-Hexanone	ND	290		µg/Kg-dry	1	4/5/02 2:01:00 PM
1,3-Dichloropropane	ND	29		µg/Kg-dry	1	4/5/02 2:01:00 PM
Tetrachloroethene	ND	29		µg/Kg-dry	1	4/5/02 2:01:00 PM
Dibromochloromethane	ND	29		µg/Kg-dry	1	4/5/02 2:01:00 PM
Chlorobenzene	ND	29		µg/Kg-dry	1	4/5/02 2:01:00 PM

Qualifiers:

ND - Not Detected at the Reporting Limit

J - Analyte detected below quantitation limits

B - Analyte detected in the associated Method Blank

H - Method prescribed holding time exceeded

S - Spike Recovery outside accepted recovery limits

R - RPD outside accepted recovery limits

E - Value above quantitation range

- See Case Narrative

RL - Reporting Limit; defined as the lowest concentration the laboratory can accurately quantitate.

AMRO Environmental Laboratories Corp.

Date: *11-Apr-02*

CLIENT:	STV Incorporated	**Client Sample ID:**	TE-MW-2-21 (55')
Lab Order:	0204015		
Project:	10476 ESA	**Collection Date:**	4/1/02
Lab ID:	0204015-01A	**Matrix:**	SOIL

Analyses	Result	RL	Qual	Units	DF	Date Analyzed
1,1,1,2-Tetrachloroethane	ND	29		µg/Kg-dry	1	4/5/02 2:01:00 PM
Ethylbenzene	ND	29		µg/Kg-dry	1	4/5/02 2:01:00 PM
m,p-Xylene	ND	29		µg/Kg-dry	1	4/5/02 2:01:00 PM
o-Xylene	ND	29		µg/Kg-dry	1	4/5/02 2:01:00 PM
Styrene	ND	29		µg/Kg-dry	1	4/5/02 2:01:00 PM
Bromoform	ND	58		µg/Kg-dry	1	4/5/02 2:01:00 PM
Isopropylbenzene	ND	29		µg/Kg-dry	1	4/5/02 2:01:00 PM
1,1,2,2-Tetrachloroethane	ND	29		µg/Kg-dry	1	4/5/02 2:01:00 PM
1,2,3-Trichloropropane	ND	29		µg/Kg-dry	1	4/5/02 2:01:00 PM
Bromobenzene	ND	29		µg/Kg-dry	1	4/5/02 2:01:00 PM
n-Propylbenzene	ND	29		µg/Kg-dry	1	4/5/02 2:01:00 PM
2-Chlorotoluene	ND	29		µg/Kg-dry	1	4/5/02 2:01:00 PM
4-Chlorotoluene	ND	29		µg/Kg-dry	1	4/5/02 2:01:00 PM
1,3,5-Trimethylbenzene	ND	29		µg/Kg-dry	1	4/5/02 2:01:00 PM
tert-Butylbenzene	ND	29		µg/Kg-dry	1	4/5/02 2:01:00 PM
1,2,4-Trimethylbenzene	ND	29		µg/Kg-dry	1	4/5/02 2:01:00 PM
sec-Butylbenzene	ND	29		µg/Kg-dry	1	4/5/02 2:01:00 PM
4-Isopropyltoluene	ND	29		µg/Kg-dry	1	4/5/02 2:01:00 PM
1,3-Dichlorobenzene	ND	29		µg/Kg-dry	1	4/5/02 2:01:00 PM
1,4-Dichlorobenzene	ND	29		µg/Kg-dry	1	4/5/02 2:01:00 PM
n-Butylbenzene	ND	29		µg/Kg-dry	1	4/5/02 2:01:00 PM
1,2-Dichlorobenzene	ND	29		µg/Kg-dry	1	4/5/02 2:01:00 PM
1,2-Dibromo-3-chloropropane	ND	140		µg/Kg-dry	1	4/5/02 2:01:00 PM
1,2,4-Trichlorobenzene	ND	29		µg/Kg-dry	1	4/5/02 2:01:00 PM
Hexachlorobutadiene	ND	58		µg/Kg-dry	1	4/5/02 2:01:00 PM
Naphthalene	ND	58		µg/Kg-dry	1	4/5/02 2:01:00 PM
1,2,3-Trichlorobenzene	ND	29		µg/Kg-dry	1	4/5/02 2:01:00 PM
Surr: Dibromofluoromethane	89.5	60-124		%REC	1	4/5/02 2:01:00 PM
Surr: 1,2-Dichloroethane-d4	97.0	55-128		%REC	1	4/5/02 2:01:00 PM
Surr: Toluene-d8	84.2	63-127		%REC	1	4/5/02 2:01:00 PM
Surr: 4-Bromofluorobenzene	85.2	58-125		%REC	1	4/5/02 2:01:00 PM

Qualifiers:

ND - Not Detected at the Reporting Limit

J - Analyte detected below quantitation limits

B - Analyte detected in the associated Method Blank

H - Method prescribed holding time exceeded

S - Spike Recovery outside accepted recovery limits

R - RPD outside accepted recovery limits

E - Value above quantitation range

- See Case Narrative

RL - Reporting Limit; defined as the lowest concentration the laboratory can accurately quantitate.

AMRO Environmental Laboratories Corp.

Date: *11-Apr-02*

CLIENT:	STV Incorporated	**Client Sample ID:**	TE-MW-2-21 (53-55')
Lab Order:	0204015		
Project:	10476 ESA	**Collection Date:**	4/1/02
Lab ID:	0204015-02A	**Matrix:**	SOIL

Analyses	Result	RL	Qual	Units	DF	Date Analyzed
SEMIVOLATILE ORGANICS		**SW8270C**				Analyst: RKK
Phenol	ND	280		µg/Kg-dry	1	4/6/02 4:03:00 AM
Bis(2-chloroethyl)ether	ND	280		µg/Kg-dry	1	4/6/02 4:03:00 AM
2-Chlorophenol	ND	280		µg/Kg-dry	1	4/6/02 4:03:00 AM
1,3-Dichlorobenzene	ND	280		µg/Kg-dry	1	4/6/02 4:03:00 AM
1,4-Dichlorobenzene	ND	280		µg/Kg-dry	1	4/6/02 4:03:00 AM
Benzyl alcohol	ND	560		µg/Kg-dry	1	4/6/02 4:03:00 AM
2-Methylphenol	ND	280		µg/Kg-dry	1	4/6/02 4:03:00 AM
1,2-Dichlorobenzene	ND	280		µg/Kg-dry	1	4/6/02 4:03:00 AM
Bis(2-chloroisopropyl)ether	ND	280		µg/Kg-dry	1	4/6/02 4:03:00 AM
4-Methylphenol	ND	280		µg/Kg-dry	1	4/6/02 4:03:00 AM
N-Nitrosodi-n-propylamine	ND	280		µg/Kg-dry	1	4/6/02 4:03:00 AM
Hexachloroethane	ND	280		µg/Kg-dry	1	4/6/02 4:03:00 AM
Nitrobenzene	ND	280		µg/Kg-dry	1	4/6/02 4:03:00 AM
Isophorone	ND	280		µg/Kg-dry	1	4/6/02 4:03:00 AM
2,4-Dimethylphenol	ND	280		µg/Kg-dry	1	4/6/02 4:03:00 AM
Benzoic acid	ND	560		µg/Kg-dry	1	4/6/02 4:03:00 AM
2-Nitrophenol	ND	280		µg/Kg-dry	1	4/6/02 4:03:00 AM
Bis(2-chloroethoxy)methane	ND	280		µg/Kg-dry	1	4/6/02 4:03:00 AM
2,4-Dichlorophenol	ND	280		µg/Kg-dry	1	4/6/02 4:03:00 AM
1,2,4-Trichlorobenzene	ND	280		µg/Kg-dry	1	4/6/02 4:03:00 AM
Naphthalene	ND	280		µg/Kg-dry	1	4/6/02 4:03:00 AM
4-Chloroaniline	ND	280		µg/Kg-dry	1	4/6/02 4:03:00 AM
Hexachlorobutadiene	ND	280		µg/Kg-dry	1	4/6/02 4:03:00 AM
4-Chloro-3-methylphenol	ND	560		µg/Kg-dry	1	4/6/02 4:03:00 AM
2-Methylnaphthalene	ND	280		µg/Kg-dry	1	4/6/02 4:03:00 AM
Hexachlorocyclopentadiene	ND	280		µg/Kg-dry	1	4/6/02 4:03:00 AM
2,4,6-Trichlorophenol	ND	280		µg/Kg-dry	1	4/6/02 4:03:00 AM
2,4,5-Trichlorophenol	ND	280		µg/Kg-dry	1	4/6/02 4:03:00 AM
2-Chloronaphthalene	ND	280		µg/Kg-dry	1	4/6/02 4:03:00 AM
2-Nitroaniline	ND	560		µg/Kg-dry	1	4/6/02 4:03:00 AM
Dimethyl phthalate	ND	280		µg/Kg-dry	1	4/6/02 4:03:00 AM
2,6-Dinitrotoluene	ND	280		µg/Kg-dry	1	4/6/02 4:03:00 AM
Acenaphthylene	ND	280		µg/Kg-dry	1	4/6/02 4:03:00 AM
3-Nitroaniline	ND	560		µg/Kg-dry	1	4/6/02 4:03:00 AM
4-Nitrophenol	ND	560		µg/Kg-dry	1	4/6/02 4:03:00 AM
2,4-Dinitrophenol	ND	560		µg/Kg-dry	1	4/6/02 4:03:00 AM
Acenaphthene	ND	280		µg/Kg-dry	1	4/6/02 4:03:00 AM
2,4-Dinitrotoluene	ND	280		µg/Kg-dry	1	4/6/02 4:03:00 AM

Qualifiers:

ND - Not Detected at the Reporting Limit

J - Analyte detected below quantitation limits

B - Analyte detected in the associated Method Blank

H - Method prescribed holding time exceeded

S - Spike Recovery outside accepted recovery limits

R - RPD outside accepted recovery limits

E - Value above quantitation range

- See Case Narrative

RL - Reporting Limit; defined as the lowest concentration the laboratory can accurately quantitate.

AMRO Environmental Laboratories Corp.

Date: *11-Apr-02*

CLIENT: STV Incorporated
Lab Order: 0204015
Project: 10476 ESA
Lab ID: 0204015-02A

Client Sample ID: TE-MW-2-21 (53-55')
Collection Date: 4/1/02
Matrix: SOIL

Analyses	Result	RL	Qual	Units	DF	Date Analyzed
Dibenzofuran	ND	280		µg/Kg-dry	1	4/6/02 4:03:00 AM
Diethyl phthalate	ND	280		µg/Kg-dry	1	4/6/02 4:03:00 AM
4-Chlorophenyl phenyl ether	ND	280		µg/Kg-dry	1	4/6/02 4:03:00 AM
Fluorene	ND	280		µg/Kg-dry	1	4/6/02 4:03:00 AM
4-Nitroaniline	ND	560		µg/Kg-dry	1	4/6/02 4:03:00 AM
4,6-Dinitro-2-methylphenol	ND	560		µg/Kg-dry	1	4/6/02 4:03:00 AM
N-Nitrosodiphenylamine	ND	280		µg/Kg-dry	1	4/6/02 4:03:00 AM
1,2-Diphenylhydrazine (as Azobenzene)	ND	280		µg/Kg-dry	1	4/6/02 4:03:00 AM
4-Bromophenyl phenyl ether	ND	280		µg/Kg-dry	1	4/6/02 4:03:00 AM
Hexachlorobenzene	ND	280		µg/Kg-dry	1	4/6/02 4:03:00 AM
Pentachlorophenol	ND	560		µg/Kg-dry	1	4/6/02 4:03:00 AM
Phenanthrene	ND	280		µg/Kg-dry	1	4/6/02 4:03:00 AM
Anthracene	ND	280		µg/Kg-dry	1	4/6/02 4:03:00 AM
Carbazole	ND	280		µg/Kg-dry	1	4/6/02 4:03:00 AM
Di-n-butyl phthalate	ND	280		µg/Kg-dry	1	4/6/02 4:03:00 AM
Fluoranthene	ND	280		µg/Kg-dry	1	4/6/02 4:03:00 AM
Pyrene	ND	280		µg/Kg-dry	1	4/6/02 4:03:00 AM
Butyl benzyl phthalate	ND	280		µg/Kg-dry	1	4/6/02 4:03:00 AM
Bis(2-ethylhexyl)phthalate	ND	280		µg/Kg-dry	1	4/6/02 4:03:00 AM
3,3'-Dichlorobenzidine	ND	280		µg/Kg-dry	1	4/6/02 4:03:00 AM
Benz(a)anthracene	ND	280		µg/Kg-dry	1	4/6/02 4:03:00 AM
Chrysene	ND	280		µg/Kg-dry	1	4/6/02 4:03:00 AM
Di-n-octyl phthalate	ND	280		µg/Kg-dry	1	4/6/02 4:03:00 AM
Benzo(b)fluoranthene	ND	280		µg/Kg-dry	1	4/6/02 4:03:00 AM
Benzo(k)fluoranthene	ND	280		µg/Kg-dry	1	4/6/02 4:03:00 AM
Benzo(a)pyrene	ND	280		µg/Kg-dry	1	4/6/02 4:03:00 AM
Dibenz(a,h)anthracene	ND	280		µg/Kg-dry	1	4/6/02 4:03:00 AM
Indeno(1,2,3-cd)pyrene	ND	280		µg/Kg-dry	1	4/6/02 4:03:00 AM
Benzo(g,h,i)perylene	ND	280		µg/Kg-dry	1	4/6/02 4:03:00 AM
Surr: 2-Fluorophenol	67.3	28-93		%REC	1	4/6/02 4:03:00 AM
Surr: Phenol-d5	59.9	31-97		%REC	1	4/6/02 4:03:00 AM
Surr: Nitrobenzene-d5	53.8	32-95		%REC	1	4/6/02 4:03:00 AM
Surr: 2-Fluorobiphenyl	61.0	38-98		%REC	1	4/6/02 4:03:00 AM
Surr: 2,4,6-Tribromophenol	65.8	34-114		%REC	1	4/6/02 4:03:00 AM
Surr: 4-Terphenyl-d14	62.8	41-108		%REC	1	4/6/02 4:03:00 AM

Qualifiers:

ND - Not Detected at the Reporting Limit
J - Analyte detected below quantitation limits
B - Analyte detected in the associated Method Blank
H - Method prescribed holding time exceeded
S - Spike Recovery outside accepted recovery limits
R - RPD outside accepted recovery limits
E - Value above quantitation range
- See Case Narrative
RL - Reporting Limit; defined as the lowest concentration the laboratory can accurately quantitate.

AMRO Environmental Laboratories Corp.

11-Apr-02

Lab Order: 0204015
Client: STV Incorporated
Project: 10476 ESA

DATES REPORT

Sample ID	Client Sample ID	Collection Date	Matrix	Test Name	TCLP Date	Prep Date	Analysis Date
0204015-01A	TE-MW-2-21 (55')	4/1/02	Soil	Percent Moisture			4/5/02
				VOLATILES by GC/MS, Bulk Soil		4/1/02	4/5/02
0204015-02A	TE-MW-2-21 (53-55')			Percent Moisture			4/5/02
				SEMIVOLATILE ORGANICS, Soil/Solids		4/4/02	4/6/02

AMRO Environmental Laboratories Corporation

SAMPLE RECEIPT CHECKLIST

111 Herrick Street
Merrimack, NH 03054
(603) 424-2022

Client: STV
Project Name: ESA
Ship via: (circle one) Fed Ex., UPS, AMRO Courier, Hand Del., Other Courier, Other:

AMRO ID: 0204015
Date Rec.: 4-2-02
Date Due: 4-12-02

Items to be Checked Upon Receipt	Yes	No	NA	Comments
1. Army Samples received in individual plastic bags?			✓	
2. Custody Seals present?			✓	
3. Custody Seals Intact?			✓	
4. Air Bill included in folder if received?	✓			
5. Is COC included with samples?	✓			
6. Is COC signed and dated by client?	✓			
7. Laboratory receipt temperature. TEMP = 6°				
Samples rec. with ice ✓ ice packs___ neither___				
8. Were samples received the same day they were sampled?		✓		
Is client temperature 4°C ± 2°C?	✓			
If no obtain authorization from the client for the analyses.				
Client authorization from: Date: Obtained by:				
9. Is the COC filled out correctly and completely?	✓			
10. Does the info on the COC match the samples?	✓			
11. Were samples rec. within holding time?	✓			
12. Were all samples properly labeled?	✓			
13. Were all samples properly preserved?	✓			
14. Were proper sample containers used?	✓			
15. Were all samples received intact? (none broken or leaking)	✓			
16. Were VOA vials rec. with no air bubbles?			✓	
17. Were the sample volumes sufficient for requested analysis?	✓			
18. Were all samples received?	✓			
19. VPH and VOA Soils only:				
Sampling Method VPH (circle one): M=Methanol, E=EnCore (air-tight container)				
Sampling Method VOA (circle one): M=Methanol, SB=Sodium Bisulfate, E=EnCore, B=Bulk				
If M or SB:				
Does preservative cover the soil?				
If NO then client must be faxed.				
Does preservation level come close to the fill line on the vial?				
If NO then client must be faxed.				
Were vials provided by AMRO?				
If NO then weights MUST be obtained from client				
Was dry weight aliquot provided?				
If NO then fax client and inform the VOA lab ASAP.				
20. Subcontracted Samples:			✓	
What samples sent:				
Where sent:				
Date:				
Analysis:				
TAT:				
21. Information entered into:				
Internal Tracking Log?	✓			
Dry Weight Log?	✓			
Client Log?			✓	
Composite Log?			✓	
Filtration Log?			✓	

Received By: CC Date: 4-2-02 Logged in By: CC Date: 4-3-02
Labeled By: CC Date: 4-3-02 Checked By: MG Date: 4-4-02

NA= Not Applicable

AMRO Environmental Laboratories Corporation
111 Herrick Street
Merrimack, NH 03054

CHAIN-OF-CUSTODY RECORD

39961

Office: (603) 424-2022
Fax: (603) 429-8496

Project No.:	Project Name:	Project Manager:	Samplers (Signature):	AMRO Project No.:
10476	ESA	Jeff Butler	Rowena Nowak	0204015
	Project State: NY		Nicho Hagerty	

Sample ID	Date/Time Sampled	Matrix (A= Air, S= Soil, GW= Ground W., WW= Waste W., DW= Drinking W., O= Oil, Other= Specify)	Total # of Cont. & Size	VOCs	SVOCs	Remarks
TF-MW-2-21 (55')	4/1/02 13:00	S	1x2oz	X		
TF-MW-221 (53-55')	4/1/02 13:00	S	1x4oz		X	

Preservative: Cl-HCl, MeOH, N-HN03, S-H2SO4, Na-NaOH, O- Other

Container Type: P- Plastic, G-Glass, V-Vial, T-Teflon, O-Other

Please print clearly, legibly and completely. Samples can not be logged in and the turnaround time clock will not start until any ambiguities are resolved.

FAX No.:

NOTES: Preservatives, Special reporting limits, Known Contamination, etc;

Send Results To: STV Inc.
Jeff Butler
225 Park Ave South
NY NY 10003

Seal Intact? Yes No N/A

GW-1 ___ GW-2 ___ GW-3 ___

MCP Level Needed: ___

P.O. No:

Results Needed By:

Relinquished By	Date/ Time	Received By	Date/Time
Rowena Nowak	4/1/02	C Cearley	4-2-020925

PRIORITY TURNAROUND TIME AUTHORIZATION
Before submitting samples for expedited TAT, you must have requested in advance and received a coded TAT AUTHORIZATION NUMBER
AUTHORIZATION No. ___ BY: ___

SHEET ___ OF ___

Yellow: Accompanies Report Pink: Clien y

STATE OF NEW YORK
DEPARTMENT OF HEALTH

Wadsworth Center The Governor Nelson A. Rockefeller Empire State Plaza P.O. Box 509 Albany, New York 12201-0509

Antonia C. Novello, M.D., M.P.H., Dr. P.H.
Commissioner

Dennis P. Whalen
Executive Deputy Commissioner

February 28, 2002

Dear Laboratory Director:

Please note that although your ELAP Certificate of Approval expires on 12:01 AM April 1, 2002, it is still valid until June 15, 2002, as per ELAP Certification Manual, No. 140, Page 13 of 42, dated 12/6/95, Part 55-2.4e NYCRR. "...during any extension or grace period permitted by this Subpart, a laboratory approval shall remain in force beyond the expiration date of the certificate of approval, unless such approval is specifically terminated or suspended in writing."

Further verification of your laboratory's approved ELAP status is available by calling the Program Office at (518) 485-5570.

Sincerely,

Linda L. Madlin

Linda L. Madlin
Administrative Assistant
Environmental Laboratory
Approval Program

LLM:mes

NYSDOH - WADSWORTH CENTER - ELAP - PO BOX 509 - ALBANY NY 12201-0509

NEW YORK STATE DEPARTMENT OF HEALTH
WADSWORTH CENTER
Antonia C. Novello, M.D., M.P.H., Dr.P.H. Commissioner

Expires 12:01 AM April 01, 2002
Issued September 17, 2001
Revised January 14, 2002

CERTIFICATE OF APPROVAL FOR LABORATORY SERVICE

Issued in accordance with and pursuant to section 502 Public Health Law of New York State

MS. NANCY STEWART
AMRO ENVIRONMENTAL LAB CORP
111 HERRICK STREET
MERRIMACK NH 03054 USA

NY Lab Id No: 11278
EPA Lab Code: NH00012

is hereby APPROVED as an Environmental Laboratory in conformance with the National Environmental Laboratory Accreditation Conference Standards for the category ENVIRONMENTAL ANALYSES SOLID AND HAZARDOUS WASTE
All approved analytes are listed below:

Acrolein and Acrylonitrile	
Acrolein	SW-846 8260B
Acrylonitrile	SW-846 8260B
Characteristic Testing	
Ignitability	SW846 1010
Reactivity	SW846 Ch7, Sec. 7.3
TCLP	FED REG 1311
Chlorinated Hydrocarbon Pesticides	
4,4 -DDE	SW-846 8081A
4,4 -DDT	SW-846 8081A
4,4-DDD	SW-846 8081A
Aldrin	SW-846 8081A
alpha-BHC	SW-846 8081A
beta-BHC	SW-846 8081A
Chlordane Total	SW-846 8081A
delta-BHC	SW-846 8081A
Dieldrin	SW-846 8081A
Endosulfan I	SW-846 8081A
Endosulfan II	SW-846 8081A
Endosulfan sulfate	SW-846 8081A
Endrin	SW-846 8081A
Endrin aldehyde	SW-846 8081A
Heptachlor	SW-846 8081A
Heptachlor epoxide	SW-846 8081A

Chlorinated Hydrocarbon Pesticides	
Lindane	SW-846 8081A
Methoxychlor	SW-846 8081A
Chlorinated Hydrocarbons	
1,2,4-Trichlorobenzene	SW-846 8270C
2-Chloronaphthalene	SW-846 8270C
Hexachlorobenzene	SW-846 8270C
Hexachlorobutadiene	SW-846 8270C
Hexachlorocyclopentadiene	SW-846 8270C
Hexachloroethane	SW-846 8270C
Haloethers	
Bis (2-chloroisopropyl) ether	SW-846 8270C
Bis(2-chloroethoxy)methane	SW-846 8270C
Metals I	
Barium, Total	SW-846 6010B
Cadmium, Total	SW-846 6010B
Chromium, Total	SW-846 6010B
Lead, Total	SW-846 6010B
Nickel, Total	SW-846 6010B
Silver, Total	SW-846 6010B
Metals II	
Antimony, Total	SW-846 6010B
Arsenic, Total	SW-846 6010B

Serial No.: 14514

Property of the New York State Department of Health. Valid only at the address shown. Must be conspicuously posted. Valid certificates have a raised seal and may be verified by calling (518)485-5570.

DOH-3317 (3/97)

NEW YORK STATE DEPARTMENT OF HEALTH
WADSWORTH CENTER
Antonia C. Novello, M.D., M.P.H., Dr.P.H. Commissioner

Expires 12:01 AM April 01, 2002
Issued September 17, 2001
Revised January 14, 2002

CERTIFICATE OF APPROVAL FOR LABORATORY SERVICE

Issued in accordance with and pursuant to section 502 Public Health Law of New York State

MS. NANCY STEWART
AMRO ENVIRONMENTAL LAB CORP
111 HERRICK STREET
MERRIMACK NH 03054 USA

NY Lab Id No: 11278
EPA Lab Code: NH00012

is hereby APPROVED as an Environmental Laboratory in conformance with the National Environmental Laboratory Accreditation Conference Standards for the category ENVIRONMENTAL ANALYSES SOLID AND HAZARDOUS WASTE All approved analytes are listed below:

Metals II

Selenium, Total	SW-846 6010B

Miscellaneous

Hydrogen Ion (pH)	SW-846 9040B
	SW-846 9045C
Lead in Paint	SM18 3120B

Nitroaromatics and Isophorone

2,4-Dinitrotoluene	SW-846 8270C
2,6-Dinitrotoluene	SW-846 8270C
Isophorone	CLP 95-2
	SW-846 8270C
Nitrobenzene	SW-846 8270C

Phthalate Esters

Benzyl butyl phthalate	SW-846 8270C
Bis(2-ethylhexyl) phthalate	SW-846 8270C
Diethyl phthalate	SW-846 8270C
Dimethyl phthalate	SW-846 8270C
Di-n-butyl phthalate	SW-846 8270C
Di-n-octyl phthalate	SW-846 8270C

Polychlorinated Biphenyls

PCB-1016	SW-846 8082
PCB-1221	SW-846 8082
PCB-1232	SW-846 8082

Polychlorinated Biphenyls

PCB-1242	SW-846 8082
PCB-1248	SW-846 8082
PCB-1254	SW-846 8082
PCB-1260	SW-846 8082

Polynuclear Aromatic Hydrocarbons

Acenaphthene	SW-846 8270C
Acenaphthylene	SW-846 8270C
Benzo(a)anthracene	SW-846 8270C
Benzo(a)pyrene	SW-846 8270C
Benzo(b)fluoranthene	SW-846 8270C
Benzo(ghi)perylene	SW-846 8270C
Chrysene	SW-846 8270C
Dibenzo(a,h)anthracene	SW-846 8270C
Fluoranthene	SW-846 8270C
Fluorene	SW-846 8270C
Indeno(1,2,3-cd)pyrene	SW-846 8270C
Naphthalene	SW-846 8270C
Phenanthrene	SW-846 8270C
Pyrene	SW-846 8270C

Priority Pollutant Phenols

2,4,6-Trichlorophenol	SW-846 8270C
2,4-Dichlorophenol	SW-846 8270C
2,4-Dimethylphenol	SW-846 8270C

Serial No.: 14514

Property of the New York State Department of Health. Valid only at the address shown. Must be conspicuously posted. Valid certificates have a raised seal and may be verified by calling (518)485-5570.

DOH-3317 (3/97)

1

NEW YORK STATE DEPARTMENT OF HEALTH
WADSWORTH CENTER
Antonia C. Novello, M.D., M.P.H., Dr.P.H. Commissioner

Expires 12:01 AM April 01, 2002
Issued September 17, 2001
Revised January 14, 2002

CERTIFICATE OF APPROVAL FOR LABORATORY SERVICE

Issued in accordance with and pursuant to section 502 Public Health Law of New York State

MS. NANCY STEWART
AMRO ENVIRONMENTAL LAB CORP
111 HERRICK STREET
MERRIMACK NH 03054 USA

NY Lab Id No: 11278
EPA Lab Code: NH00012

is hereby APPROVED as an Environmental Laboratory in conformance with the National Environmental Laboratory Accreditation Conference Standards for the category ENVIRONMENTAL ANALYSES SOLID AND HAZARDOUS WASTE All approved analytes are listed below:

Priority Pollutant Phenols

2,4-Dinitrophenol	SW-846 8270C
2-Chlorophenol	SW-846 8270C
2-Methyl-4,6-dinitrophenol	SW-846 8270C
2-Nitrophenol	SW-846 8270C
4-Chloro-3-methylphenol	SW-846 8270C
4-Nitrophenol	SW-846 8270C
Pentachlorophenol	SW-846 8270C
Phenol	SW-846 8270C

Purgeable Aromatics

1,2-Dichlorobenzene	SW-846 8260B
1,3-Dichlorobenzene	SW-846 8260B
1,4-Dichlorobenzene	SW-846 8260B
Benzene	SW-846 8260B
Chlorobenzene	SW-846 8260B
Ethyl benzene	SW-846 8260B
Toluene	SW-846 8260B
Total Xylenes	SW-846 8260B

Purgeable Halocarbons

1,1,1-Trichloroethane	SW-846 8260B
1,1,2,2-Tetrachloroethane	SW-846 8260B
1,1,2-Trichloroethane	SW-846 8260B
1,1-Dichloroethane	SW-846 8260B
1,1-Dichloroethene	SW-846 8260B

Purgeable Halocarbons

1,2-Dichloroethane	SW-846 8260B
1,2-Dichloropropane	SW-846 8260B
2-Chloroethylvinyl ether	SW-846 8260B
Bromodichloromethane	SW-846 8260B
Bromoform	SW-846 8260B
Bromomethane	SW-846 8260B
Carbon tetrachloride	SW-846 8260B
Chloroethane	SW-846 8260B
Chloroform	SW-846 8260B
Chloromethane	SW-846 8260B
Dibromochloromethane	SW-846 8260B
Dichlorodifluoromethane	SW-846 8260B
Methylene chloride	SW-846 8260B
Tetrachloroethene	SW-846 8260B
Trichloroethene	SW-846 8260B
Trichlorofluoromethane	SW-846 8260B
Vinyl chloride	SW-846 8260B

Serial No.: 14514

Property of the New York State Department of Health. Valid only at the address shown. Must be conspicuously posted. Valid certificates have a raised seal and may be verified by calling (518)485-5570.

DOH-3317 (3/97)

AMRO Environmental Laboratories Corporation

111 Herrick Street, Merrimack, NH 03054
TEL: (603) 424-2022 · FAX: (603) 429-8496

April 17, 2002

Jeff Butler
STV Incorporated
469 7th Avenue
14th Floor
New York, NY 10018
TEL: (212) 904-1702
FAX: (212) 777-8492

RE: 10476 ESA Workorder No.: 0204082

Dear Jeff Butler:
AMRO Environmental Laboratories Corp. received 4 samples on 4/9/02 for the analyses presented in the following report.

AMRO operates a Quality Assurance Program which meets or exceeds National Environmental Laboratory Accreditation Conference (NELAC), state, and EPA requirements. A copy of the appropriate state and/or NELAC Certificate is attached.

The enclosed Sample Receipt Checklist details the condition of your sample(s) upon receipt. Please be advised that any unused sample volume and sample extracts will be stored for a period of 60 days from sample receipt date (90 days for samples from New York). After this time, AMRO will properly dispose of the remaining sample(s). If you require further analysis, or need the samples held for a longer period, please contact us immediately.

This report consists of a total of 18 pages. This letter is an integral part of your data report. All results in this project relate only to the sample(s) as received by the laboratory and documented in the Chain-of-Custody. This report shall not be reproduced except in full, without the written approval of the laboratory. If you have any questions regarding this project in the future, please refer to the Workorder Number above.

Sincerely,

Nancy Stewart
Vice President/LabDirector

AMRO Environmental Laboratories Corp. **Date:** *17-Apr-02*

CLIENT: STV Incorporated
Project: 10476 ESA
Lab Order: 0204082
Date Received: 4/9/02

Work Order Sample Summary

Lab Sample ID	Client Sample ID	Collection Date
0204082-01A	TE-MW-2-28 3'	4/8/02
0204082-02A	TE-MW-2-28 0-3'	4/8/02
0204082-03A	TE-MW-2-28 32'	4/8/02
0204082-04A	TE-MW-2-28 28-32'	4/8/02

AMRO Environmental Laboratories Corp.

Date: *17-Apr-02*

CLIENT: STV Incorporated
Project: 10476 ESA
Lab Order: 0204082

Lab ID: 0204082-01 **Collection Date:** 4/8/02
Client Sample ID: TE-MW-2-28 3' **Matrix:** SOIL

Analyses	Result	Limit	Qual	Units	DF	Date Analyzed
PERCENT MOISTURE		D2216				Analyst: JTS
Percent Moisture	16.5	0		wt%	1	4/10/02

Lab ID: 0204082-02 **Collection Date:** 4/8/02
Client Sample ID: TE-MW-2-28 0-3' **Matrix:** SOIL

Analyses	Result	Limit	Qual	Units	DF	Date Analyzed
PERCENT MOISTURE		D2216				Analyst: JTS
Percent Moisture	19.3	0		wt%	1	4/10/02

Lab ID: 0204082-03 **Collection Date:** 4/8/02
Client Sample ID: TE-MW-2-28 32' **Matrix:** SOIL

Analyses	Result	Limit	Qual	Units	DF	Date Analyzed
PERCENT MOISTURE		D2216				Analyst: JTS
Percent Moisture	15.6	0		wt%	1	4/10/02

Lab ID: 0204082-04 **Collection Date:** 4/8/02
Client Sample ID: TE-MW-2-28 28-32' **Matrix:** SOIL

Analyses	Result	Limit	Qual	Units	DF	Date Analyzed
PERCENT MOISTURE		D2216				Analyst: JTS
Percent Moisture	17.6	0		wt%	1	4/10/02

Qualifiers:
ND - Not Detected at the Reporting Limit
J - Analyte detected below quantitation limits
B - Analyte detected in the associated Method Blank
* - Value exceeds Maximum Contaminant Level
S - Spike Recovery outside accepted recovery limits
R - RPD outside accepted recovery limits
E - Value above quantitation range

AMRO Environmental Laboratories Corp.

Date: *17-Apr-02*

CLIENT:	STV Incorporated	**Client Sample ID:**	TE-MW-2-28 3'
Lab Order:	0204082		
Project:	10476 ESA	**Collection Date:**	4/8/02
Lab ID:	0204082-01A	**Matrix:**	SOIL

Analyses	Result	RL	Qual	Units	DF	Date Analyzed
VOLATILES BY GC/MS		**SW8260B**				Analyst: SK
Dichlorodifluoromethane	ND	55		µg/Kg-dry	1	4/16/02 3:17:00 PM
Chloromethane	ND	55		µg/Kg-dry	1	4/16/02 3:17:00 PM
Vinyl chloride	ND	28		µg/Kg-dry	1	4/16/02 3:17:00 PM
Chloroethane	ND	55		µg/Kg-dry	1	4/16/02 3:17:00 PM
Bromomethane	ND	55		µg/Kg-dry	1	4/16/02 3:17:00 PM
Trichlorofluoromethane	ND	55		µg/Kg-dry	1	4/16/02 3:17:00 PM
Acetone	ND	280		µg/Kg-dry	1	4/16/02 3:17:00 PM
1,1-Dichloroethene	ND	28		µg/Kg-dry	1	4/16/02 3:17:00 PM
Carbon disulfide	ND	55		µg/Kg-dry	1	4/16/02 3:17:00 PM
Methylene chloride	ND	55		µg/Kg-dry	1	4/16/02 3:17:00 PM
Methyl tert-butyl ether	ND	28		µg/Kg-dry	1	4/16/02 3:17:00 PM
trans-1,2-Dichloroethene	ND	28		µg/Kg-dry	1	4/16/02 3:17:00 PM
1,1-Dichloroethane	ND	28		µg/Kg-dry	1	4/16/02 3:17:00 PM
2-Butanone	ND	280		µg/Kg-dry	1	4/16/02 3:17:00 PM
2,2-Dichloropropane	ND	28		µg/Kg-dry	1	4/16/02 3:17:00 PM
cis-1,2-Dichloroethene	ND	28		µg/Kg-dry	1	4/16/02 3:17:00 PM
Chloroform	ND	28		µg/Kg-dry	1	4/16/02 3:17:00 PM
Bromochloromethane	ND	28		µg/Kg-dry	1	4/16/02 3:17:00 PM
1,1,1-Trichloroethane	ND	28		µg/Kg-dry	1	4/16/02 3:17:00 PM
1,1-Dichloropropene	ND	28		µg/Kg-dry	1	4/16/02 3:17:00 PM
Carbon tetrachloride	ND	28		µg/Kg-dry	1	4/16/02 3:17:00 PM
1,2-Dichloroethane	ND	28		µg/Kg-dry	1	4/16/02 3:17:00 PM
Benzene	ND	28		µg/Kg-dry	1	4/16/02 3:17:00 PM
Trichloroethene	ND	28		µg/Kg-dry	1	4/16/02 3:17:00 PM
1,2-Dichloropropane	ND	28		µg/Kg-dry	1	4/16/02 3:17:00 PM
Bromodichloromethane	ND	28		µg/Kg-dry	1	4/16/02 3:17:00 PM
Dibromomethane	ND	28		µg/Kg-dry	1	4/16/02 3:17:00 PM
4-Methyl-2-pentanone	ND	280		µg/Kg-dry	1	4/16/02 3:17:00 PM
cis-1,3-Dichloropropene	ND	28		µg/Kg-dry	1	4/16/02 3:17:00 PM
Toluene	32	28		µg/Kg-dry	1	4/16/02 3:17:00 PM
trans-1,3-Dichloropropene	ND	28		µg/Kg-dry	1	4/16/02 3:17:00 PM
1,1,2-Trichloroethane	ND	28		µg/Kg-dry	1	4/16/02 3:17:00 PM
1,2-Dibromoethane	ND	28		µg/Kg-dry	1	4/16/02 3:17:00 PM
2-Hexanone	ND	280		µg/Kg-dry	1	4/16/02 3:17:00 PM
1,3-Dichloropropane	ND	28		µg/Kg-dry	1	4/16/02 3:17:00 PM
Tetrachloroethene	ND	28		µg/Kg-dry	1	4/16/02 3:17:00 PM
Dibromochloromethane	ND	28		µg/Kg-dry	1	4/16/02 3:17:00 PM
Chlorobenzene	ND	28		µg/Kg-dry	1	4/16/02 3:17:00 PM

Qualifiers:

ND - Not Detected at the Reporting Limit
J - Analyte detected below quantitation limits
B - Analyte detected in the associated Method Blank
H - Method prescribed holding time exceeded
S - Spike Recovery outside accepted recovery limits
R - RPD outside accepted recovery limits
E - Value above quantitation range
- See Case Narrative
RL - Reporting Limit; defined as the lowest concentration the laboratory can accurately quantitate.

AMRO Environmental Laboratories Corp.

Date: *17-Apr-02*

CLIENT:	STV Incorporated	**Client Sample ID:**	TE-MW-2-28 3'
Lab Order:	0204082		
Project:	10476 ESA	**Collection Date:**	4/8/02
Lab ID:	0204082-01A	**Matrix:**	SOIL

Analyses	Result	RL	Qual	Units	DF	Date Analyzed
1,1,1,2-Tetrachloroethane	ND	28		µg/Kg-dry	1	4/16/02 3:17:00 PM
Ethylbenzene	ND	28		µg/Kg-dry	1	4/16/02 3:17:00 PM
m,p-Xylene	56	28		µg/Kg-dry	1	4/16/02 3:17:00 PM
o-Xylene	ND	28		µg/Kg-dry	1	4/16/02 3:17:00 PM
Styrene	ND	28		µg/Kg-dry	1	4/16/02 3:17:00 PM
Bromoform	ND	55		µg/Kg-dry	1	4/16/02 3:17:00 PM
Isopropylbenzene	ND	28		µg/Kg-dry	1	4/16/02 3:17:00 PM
1,1,2,2-Tetrachloroethane	ND	28		µg/Kg-dry	1	4/16/02 3:17:00 PM
1,2,3-Trichloropropane	ND	28		µg/Kg-dry	1	4/16/02 3:17:00 PM
Bromobenzene	ND	28		µg/Kg-dry	1	4/16/02 3:17:00 PM
n-Propylbenzene	ND	28		µg/Kg-dry	1	4/16/02 3:17:00 PM
2-Chlorotoluene	ND	28		µg/Kg-dry	1	4/16/02 3:17:00 PM
4-Chlorotoluene	ND	28		µg/Kg-dry	1	4/16/02 3:17:00 PM
1,3,5-Trimethylbenzene	ND	28		µg/Kg-dry	1	4/16/02 3:17:00 PM
tert-Butylbenzene	ND	28		µg/Kg-dry	1	4/16/02 3:17:00 PM
1,2,4-Trimethylbenzene	ND	28		µg/Kg-dry	1	4/16/02 3:17:00 PM
sec-Butylbenzene	ND	28		µg/Kg-dry	1	4/16/02 3:17:00 PM
4-Isopropyltoluene	ND	28		µg/Kg-dry	1	4/16/02 3:17:00 PM
1,3-Dichlorobenzene	ND	28		µg/Kg-dry	1	4/16/02 3:17:00 PM
1,4-Dichlorobenzene	ND	28		µg/Kg-dry	1	4/16/02 3:17:00 PM
n-Butylbenzene	ND	28		µg/Kg-dry	1	4/16/02 3:17:00 PM
1,2-Dichlorobenzene	ND	28		µg/Kg-dry	1	4/16/02 3:17:00 PM
1,2-Dibromo-3-chloropropane	ND	140		µg/Kg-dry	1	4/16/02 3:17:00 PM
1,2,4-Trichlorobenzene	ND	28		µg/Kg-dry	1	4/16/02 3:17:00 PM
Hexachlorobutadiene	ND	55		µg/Kg-dry	1	4/16/02 3:17:00 PM
Naphthalene	ND	55		µg/Kg-dry	1	4/16/02 3:17:00 PM
1,2,3-Trichlorobenzene	ND	28		µg/Kg-dry	1	4/16/02 3:17:00 PM
Surr: Dibromofluoromethane	89.5	60-124		%REC	1	4/16/02 3:17:00 PM
Surr: 1,2-Dichloroethane-d4	88.8	55-128		%REC	1	4/16/02 3:17:00 PM
Surr: Toluene-d8	92.9	63-127		%REC	1	4/16/02 3:17:00 PM
Surr: 4-Bromofluorobenzene	86.2	58-125		%REC	1	4/16/02 3:17:00 PM

Qualifiers:

ND - Not Detected at the Reporting Limit

J - Analyte detected below quantitation limits

B - Analyte detected in the associated Method Blank

H - Method prescribed holding time exceeded

S - Spike Recovery outside accepted recovery limits

R - RPD outside accepted recovery limits

E - Value above quantitation range

- See Case Narrative

RL - Reporting Limit; defined as the lowest concentration the laboratory can accurately quantitate.

AMRO Environmental Laboratories Corp.

Date: *17-Apr-02*

CLIENT:	STV Incorporated	**Client Sample ID:**	TE-MW-2-28 32'
Lab Order:	0204082		
Project:	10476 ESA	**Collection Date:**	4/8/02
Lab ID:	0204082-03A	**Matrix:**	SOIL

Analyses	Result	RL	Qual	Units	DF	Date Analyzed
VOLATILES BY GC/MS		**SW8260B**				Analyst: SK
Dichlorodifluoromethane	ND	57		µg/Kg-dry	1	4/16/02 3:52:00 PM
Chloromethane	ND	57		µg/Kg-dry	1	4/16/02 3:52:00 PM
Vinyl chloride	ND	28		µg/Kg-dry	1	4/16/02 3:52:00 PM
Chloroethane	ND	57		µg/Kg-dry	1	4/16/02 3:52:00 PM
Bromomethane	ND	57		µg/Kg-dry	1	4/16/02 3:52:00 PM
Trichlorofluoromethane	ND	57		µg/Kg-dry	1	4/16/02 3:52:00 PM
Acetone	ND	280		µg/Kg-dry	1	4/16/02 3:52:00 PM
1,1-Dichloroethene	ND	28		µg/Kg-dry	1	4/16/02 3:52:00 PM
Carbon disulfide	ND	57		µg/Kg-dry	1	4/16/02 3:52:00 PM
Methylene chloride	ND	57		µg/Kg-dry	1	4/16/02 3:52:00 PM
Methyl tert-butyl ether	ND	28		µg/Kg-dry	1	4/16/02 3:52:00 PM
trans-1,2-Dichloroethene	ND	28		µg/Kg-dry	1	4/16/02 3:52:00 PM
1,1-Dichloroethane	ND	28		µg/Kg-dry	1	4/16/02 3:52:00 PM
2-Butanone	ND	280		µg/Kg-dry	1	4/16/02 3:52:00 PM
2,2-Dichloropropane	ND	28		µg/Kg-dry	1	4/16/02 3:52:00 PM
cis-1,2-Dichloroethene	ND	28		µg/Kg-dry	1	4/16/02 3:52:00 PM
Chloroform	ND	28		µg/Kg-dry	1	4/16/02 3:52:00 PM
Bromochloromethane	ND	28		µg/Kg-dry	1	4/16/02 3:52:00 PM
1,1,1-Trichloroethane	ND	28		µg/Kg-dry	1	4/16/02 3:52:00 PM
1,1-Dichloropropene	ND	28		µg/Kg-dry	1	4/16/02 3:52:00 PM
Carbon tetrachloride	ND	28		µg/Kg-dry	1	4/16/02 3:52:00 PM
1,2-Dichloroethane	ND	28		µg/Kg-dry	1	4/16/02 3:52:00 PM
Benzene	ND	28		µg/Kg-dry	1	4/16/02 3:52:00 PM
Trichloroethene	ND	28		µg/Kg-dry	1	4/16/02 3:52:00 PM
1,2-Dichloropropane	ND	28		µg/Kg-dry	1	4/16/02 3:52:00 PM
Bromodichloromethane	ND	28		µg/Kg-dry	1	4/16/02 3:52:00 PM
Dibromomethane	ND	28		µg/Kg-dry	1	4/16/02 3:52:00 PM
4-Methyl-2-pentanone	ND	280		µg/Kg-dry	1	4/16/02 3:52:00 PM
cis-1,3-Dichloropropene	ND	28		µg/Kg-dry	1	4/16/02 3:52:00 PM
Toluene	ND	28		µg/Kg-dry	1	4/16/02 3:52:00 PM
trans-1,3-Dichloropropene	ND	28		µg/Kg-dry	1	4/16/02 3:52:00 PM
1,1,2-Trichloroethane	ND	28		µg/Kg-dry	1	4/16/02 3:52:00 PM
1,2-Dibromoethane	ND	28		µg/Kg-dry	1	4/16/02 3:52:00 PM
2-Hexanone	ND	280		µg/Kg-dry	1	4/16/02 3:52:00 PM
1,3-Dichloropropane	ND	28		µg/Kg-dry	1	4/16/02 3:52:00 PM
Tetrachloroethene	ND	28		µg/Kg-dry	1	4/16/02 3:52:00 PM
Dibromochloromethane	ND	28		µg/Kg-dry	1	4/16/02 3:52:00 PM
Chlorobenzene	ND	28		µg/Kg-dry	1	4/16/02 3:52:00 PM

Qualifiers:

ND - Not Detected at the Reporting Limit
J - Analyte detected below quantitation limits
B - Analyte detected in the associated Method Blank
H - Method prescribed holding time exceeded
RL - Reporting Limit; defined as the lowest concentration the laboratory can accurately quantitate.
S - Spike Recovery outside accepted recovery limits
R - RPD outside accepted recovery limits
E - Value above quantitation range
- See Case Narrative

AMRO Environmental Laboratories Corp.

Date: *17-Apr-02*

CLIENT: STV Incorporated
Lab Order: 0204082
Project: 10476 ESA
Lab ID: 0204082-03A

Client Sample ID: TE-MW-2-28 32'
Collection Date: 4/8/02
Matrix: SOIL

Analyses	Result	RL	Qual	Units	DF	Date Analyzed
1,1,1,2-Tetrachloroethane	ND	28		µg/Kg-dry	1	4/16/02 3:52:00 PM
Ethylbenzene	ND	28		µg/Kg-dry	1	4/16/02 3:52:00 PM
m,p-Xylene	ND	28		µg/Kg-dry	1	4/16/02 3:52:00 PM
o-Xylene	ND	28		µg/Kg-dry	1	4/16/02 3:52:00 PM
Styrene	ND	28		µg/Kg-dry	1	4/16/02 3:52:00 PM
Bromoform	ND	57		µg/Kg-dry	1	4/16/02 3:52:00 PM
Isopropylbenzene	ND	28		µg/Kg-dry	1	4/16/02 3:52:00 PM
1,1,2,2-Tetrachloroethane	ND	28		µg/Kg-dry	1	4/16/02 3:52:00 PM
1,2,3-Trichloropropane	ND	28		µg/Kg-dry	1	4/16/02 3:52:00 PM
Bromobenzene	ND	28		µg/Kg-dry	1	4/16/02 3:52:00 PM
n-Propylbenzene	ND	28		µg/Kg-dry	1	4/16/02 3:52:00 PM
2-Chlorotoluene	ND	28		µg/Kg-dry	1	4/16/02 3:52:00 PM
4-Chlorotoluene	ND	28		µg/Kg-dry	1	4/16/02 3:52:00 PM
1,3,5-Trimethylbenzene	ND	28		µg/Kg-dry	1	4/16/02 3:52:00 PM
tert-Butylbenzene	ND	28		µg/Kg-dry	1	4/16/02 3:52:00 PM
1,2,4-Trimethylbenzene	ND	28		µg/Kg-dry	1	4/16/02 3:52:00 PM
sec-Butylbenzene	ND	28		µg/Kg-dry	1	4/16/02 3:52:00 PM
4-Isopropyltoluene	ND	28		µg/Kg-dry	1	4/16/02 3:52:00 PM
1,3-Dichlorobenzene	ND	28		µg/Kg-dry	1	4/16/02 3:52:00 PM
1,4-Dichlorobenzene	ND	28		µg/Kg-dry	1	4/16/02 3:52:00 PM
n-Butylbenzene	ND	28		µg/Kg-dry	1	4/16/02 3:52:00 PM
1,2-Dichlorobenzene	ND	28		µg/Kg-dry	1	4/16/02 3:52:00 PM
1,2-Dibromo-3-chloropropane	ND	140		µg/Kg-dry	1	4/16/02 3:52:00 PM
1,2,4-Trichlorobenzene	ND	28		µg/Kg-dry	1	4/16/02 3:52:00 PM
Hexachlorobutadiene	ND	57		µg/Kg-dry	1	4/16/02 3:52:00 PM
Naphthalene	ND	57		µg/Kg-dry	1	4/16/02 3:52:00 PM
1,2,3-Trichlorobenzene	ND	28		µg/Kg-dry	1	4/16/02 3:52:00 PM
Surr: Dibromofluoromethane	86.8	60-124		%REC	1	4/16/02 3:52:00 PM
Surr: 1,2-Dichloroethane-d4	84.9	55-128		%REC	1	4/16/02 3:52:00 PM
Surr: Toluene-d8	91.4	63-127		%REC	1	4/16/02 3:52:00 PM
Surr: 4-Bromofluorobenzene	87.3	58-125		%REC	1	4/16/02 3:52:00 PM

Qualifiers:

ND - Not Detected at the Reporting Limit
J - Analyte detected below quantitation limits
B - Analyte detected in the associated Method Blank
H - Method prescribed holding time exceeded
S - Spike Recovery outside accepted recovery limits
R - RPD outside accepted recovery limits
E - Value above quantitation range
- See Case Narrative
RL - Reporting Limit; defined as the lowest concentration the laboratory can accurately quantitate.

AMRO Environmental Laboratories Corp.

Date: *17-Apr-02*

CLIENT:	STV Incorporated	**Client Sample ID:**	TE-MW-2-28 0-3'
Lab Order:	0204082		
Project:	10476 ESA	**Collection Date:**	4/8/02
Lab ID:	0204082-02A	**Matrix:**	SOIL

Analyses	Result	RL	Qual	Units	DF	Date Analyzed
SEMIVOLATILE ORGANICS		**SW8270C**				Analyst: **KD**
Phenol	ND	300		µg/Kg-dry	1	4/16/02 12:10:00 PM
Bis(2-chloroethyl)ether	ND	300		µg/Kg-dry	1	4/16/02 12:10:00 PM
2-Chlorophenol	ND	300		µg/Kg-dry	1	4/16/02 12:10:00 PM
1,3-Dichlorobenzene	ND	300		µg/Kg-dry	1	4/16/02 12:10:00 PM
1,4-Dichlorobenzene	ND	300		µg/Kg-dry	1	4/16/02 12:10:00 PM
Benzyl alcohol	ND	610		µg/Kg-dry	1	4/16/02 12:10:00 PM
2-Methylphenol	ND	300		µg/Kg-dry	1	4/16/02 12:10:00 PM
1,2-Dichlorobenzene	ND	300		µg/Kg-dry	1	4/16/02 12:10:00 PM
Bis(2-chloroisopropyl)ether	ND	300		µg/Kg-dry	1	4/16/02 12:10:00 PM
4-Methylphenol	ND	300		µg/Kg-dry	1	4/16/02 12:10:00 PM
N-Nitrosodi-n-propylamine	ND	300		µg/Kg-dry	1	4/16/02 12:10:00 PM
Hexachloroethane	ND	300		µg/Kg-dry	1	4/16/02 12:10:00 PM
Nitrobenzene	ND	300		µg/Kg-dry	1	4/16/02 12:10:00 PM
Isophorone	ND	300		µg/Kg-dry	1	4/16/02 12:10:00 PM
2,4-Dimethylphenol	ND	300		µg/Kg-dry	1	4/16/02 12:10:00 PM
Benzoic acid	ND	610		µg/Kg-dry	1	4/16/02 12:10:00 PM
2-Nitrophenol	ND	300		µg/Kg-dry	1	4/16/02 12:10:00 PM
Bis(2-chloroethoxy)methane	ND	300		µg/Kg-dry	1	4/16/02 12:10:00 PM
2,4-Dichlorophenol	ND	300		µg/Kg-dry	1	4/16/02 12:10:00 PM
1,2,4-Trichlorobenzene	ND	300		µg/Kg-dry	1	4/16/02 12:10:00 PM
Naphthalene	ND	300		µg/Kg-dry	1	4/16/02 12:10:00 PM
4-Chloroaniline	ND	300		µg/Kg-dry	1	4/16/02 12:10:00 PM
Hexachlorobutadiene	ND	300		µg/Kg-dry	1	4/16/02 12:10:00 PM
4-Chloro-3-methylphenol	ND	610		µg/Kg-dry	1	4/16/02 12:10:00 PM
2-Methylnaphthalene	340	300		µg/Kg-dry	1	4/16/02 12:10:00 PM
Hexachlorocyclopentadiene	ND	300		µg/Kg-dry	1	4/16/02 12:10:00 PM
2,4,6-Trichlorophenol	ND	300		µg/Kg-dry	1	4/16/02 12:10:00 PM
2,4,5-Trichlorophenol	ND	300		µg/Kg-dry	1	4/16/02 12:10:00 PM
2-Chloronaphthalene	ND	300		µg/Kg-dry	1	4/16/02 12:10:00 PM
2-Nitroaniline	ND	610		µg/Kg-dry	1	4/16/02 12:10:00 PM
Dimethyl phthalate	ND	300		µg/Kg-dry	1	4/16/02 12:10:00 PM
2,6-Dinitrotoluene	ND	300		µg/Kg-dry	1	4/16/02 12:10:00 PM
Acenaphthylene	310	300		µg/Kg-dry	1	4/16/02 12:10:00 PM
3-Nitroaniline	ND	610		µg/Kg-dry	1	4/16/02 12:10:00 PM
4-Nitrophenol	ND	610		µg/Kg-dry	1	4/16/02 12:10:00 PM
2,4-Dinitrophenol	ND	610		µg/Kg-dry	1	4/16/02 12:10:00 PM
Acenaphthene	ND	300		µg/Kg-dry	1	4/16/02 12:10:00 PM
2,4-Dinitrotoluene	ND	300		µg/Kg-dry	1	4/16/02 12:10:00 PM

Qualifiers:

ND - Not Detected at the Reporting Limit

J - Analyte detected below quantitation limits

B - Analyte detected in the associated Method Blank

H - Method prescribed holding time exceeded

S - Spike Recovery outside accepted recovery limits

R - RPD outside accepted recovery limits

E - Value above quantitation range

- See Case Narrative

RL - Reporting Limit; defined as the lowest concentration the laboratory can accurately quantitate.

AMRO Environmental Laboratories Corp.

Date: *17-Apr-02*

CLIENT: STV Incorporated
Lab Order: 0204082
Project: 10476 ESA
Lab ID: 0204082-02A

Client Sample ID: TE-MW-2-28 0-3'
Collection Date: 4/8/02
Matrix: SOIL

Analyses	Result	RL	Qual	Units	DF	Date Analyzed
Dibenzofuran	ND	300		µg/Kg-dry	1	4/16/02 12:10:00 PM
Diethyl phthalate	ND	300		µg/Kg-dry	1	4/16/02 12:10:00 PM
4-Chlorophenyl phenyl ether	ND	300		µg/Kg-dry	1	4/16/02 12:10:00 PM
Fluorene	ND	300		µg/Kg-dry	1	4/16/02 12:10:00 PM
4-Nitroaniline	ND	610		µg/Kg-dry	1	4/16/02 12:10:00 PM
4,6-Dinitro-2-methylphenol	ND	610		µg/Kg-dry	1	4/16/02 12:10:00 PM
N-Nitrosodiphenylamine	ND	300		µg/Kg-dry	1	4/16/02 12:10:00 PM
1,2-Diphenylhydrazine (as Azobenzene)	ND	300		µg/Kg-dry	1	4/16/02 12:10:00 PM
4-Bromophenyl phenyl ether	ND	300		µg/Kg-dry	1	4/16/02 12:10:00 PM
Hexachlorobenzene	ND	300		µg/Kg-dry	1	4/16/02 12:10:00 PM
Pentachlorophenol	ND	610		µg/Kg-dry	1	4/16/02 12:10:00 PM
Phenanthrene	580	300		µg/Kg-dry	1	4/16/02 12:10:00 PM
Anthracene	ND	300		µg/Kg-dry	1	4/16/02 12:10:00 PM
Carbazole	ND	300		µg/Kg-dry	1	4/16/02 12:10:00 PM
Di-n-butyl phthalate	ND	300		µg/Kg-dry	1	4/16/02 12:10:00 PM
Fluoranthene	1,200	300		µg/Kg-dry	1	4/16/02 12:10:00 PM
Pyrene	1,400	300		µg/Kg-dry	1	4/16/02 12:10:00 PM
Butyl benzyl phthalate	ND	300		µg/Kg-dry	1	4/16/02 12:10:00 PM
Bis(2-ethylhexyl)phthalate	860	300		µg/Kg-dry	1	4/16/02 12:10:00 PM
3,3'-Dichlorobenzidine	ND	300		µg/Kg-dry	1	4/16/02 12:10:00 PM
Benz(a)anthracene	870	300		µg/Kg-dry	1	4/16/02 12:10:00 PM
Chrysene	1,200	300		µg/Kg-dry	1	4/16/02 12:10:00 PM
Di-n-octyl phthalate	ND	300		µg/Kg-dry	1	4/16/02 12:10:00 PM
Benzo(b)fluoranthene	1,800	300		µg/Kg-dry	1	4/16/02 12:10:00 PM
Benzo(k)fluoranthene	510	300		µg/Kg-dry	1	4/16/02 12:10:00 PM
Benzo(a)pyrene	820	300		µg/Kg-dry	1	4/16/02 12:10:00 PM
Dibenz(a,h)anthracene	ND	300		µg/Kg-dry	1	4/16/02 12:10:00 PM
Indeno(1,2,3-cd)pyrene	840	300		µg/Kg-dry	1	4/16/02 12:10:00 PM
Benzo(g,h,i)perylene	770	300		µg/Kg-dry	1	4/16/02 12:10:00 PM
Surr: 2-Fluorophenol	86.8	28-93		%REC	1	4/16/02 12:10:00 PM
Surr: Phenol-d5	80.5	31-97		%REC	1	4/16/02 12:10:00 PM
Surr: Nitrobenzene-d5	80.7	32-95		%REC	1	4/16/02 12:10:00 PM
Surr: 2-Fluorobiphenyl	84.2	38-98		%REC	1	4/16/02 12:10:00 PM
Surr: 2,4,6-Tribromophenol	96.3	34-114		%REC	1	4/16/02 12:10:00 PM
Surr: 4-Terphenyl-d14	92.7	41-108		%REC	1	4/16/02 12:10:00 PM

Qualifiers:

ND - Not Detected at the Reporting Limit
J - Analyte detected below quantitation limits
B - Analyte detected in the associated Method Blank
H - Method prescribed holding time exceeded
S - Spike Recovery outside accepted recovery limits
R - RPD outside accepted recovery limits
E - Value above quantitation range
- See Case Narrative
RL - Reporting Limit; defined as the lowest concentration the laboratory can accurately quantitate.

AMRO Environmental Laboratories Corp.

Date: *17-Apr-02*

CLIENT:	STV Incorporated	**Client Sample ID:**	TE-MW-2-28 28-32'
Lab Order:	0204082		
Project:	10476 ESA	**Collection Date:**	4/8/02
Lab ID:	0204082-04A	**Matrix:**	SOIL

Analyses	Result	RL	Qual	Units	DF	Date Analyzed
SEMIVOLATILE ORGANICS		**SW8270C**				Analyst: KD
Phenol	ND	300		µg/Kg-dry	1	4/16/02 12:36:00 PM
Bis(2-chloroethyl)ether	ND	300		µg/Kg-dry	1	4/16/02 12:36:00 PM
2-Chlorophenol	ND	300		µg/Kg-dry	1	4/16/02 12:36:00 PM
1,3-Dichlorobenzene	ND	300		µg/Kg-dry	1	4/16/02 12:36:00 PM
1,4-Dichlorobenzene	ND	300		µg/Kg-dry	1	4/16/02 12:36:00 PM
Benzyl alcohol	ND	600		µg/Kg-dry	1	4/16/02 12:36:00 PM
2-Methylphenol	ND	300		µg/Kg-dry	1	4/16/02 12:36:00 PM
1,2-Dichlorobenzene	ND	300		µg/Kg-dry	1	4/16/02 12:36:00 PM
Bis(2-chloroisopropyl)ether	ND	300		µg/Kg-dry	1	4/16/02 12:36:00 PM
4-Methylphenol	ND	300		µg/Kg-dry	1	4/16/02 12:36:00 PM
N-Nitrosodi-n-propylamine	ND	300		µg/Kg-dry	1	4/16/02 12:36:00 PM
Hexachloroethane	ND	300		µg/Kg-dry	1	4/16/02 12:36:00 PM
Nitrobenzene	ND	300		µg/Kg-dry	1	4/16/02 12:36:00 PM
Isophorone	ND	300		µg/Kg-dry	1	4/16/02 12:36:00 PM
2,4-Dimethylphenol	ND	300		µg/Kg-dry	1	4/16/02 12:36:00 PM
Benzoic acid	ND	600		µg/Kg-dry	1	4/16/02 12:36:00 PM
2-Nitrophenol	ND	300		µg/Kg-dry	1	4/16/02 12:36:00 PM
Bis(2-chloroethoxy)methane	ND	300		µg/Kg-dry	1	4/16/02 12:36:00 PM
2,4-Dichlorophenol	ND	300		µg/Kg-dry	1	4/16/02 12:36:00 PM
1,2,4-Trichlorobenzene	ND	300		µg/Kg-dry	1	4/16/02 12:36:00 PM
Naphthalene	ND	300		µg/Kg-dry	1	4/16/02 12:36:00 PM
4-Chloroaniline	ND	300		µg/Kg-dry	1	4/16/02 12:36:00 PM
Hexachlorobutadiene	ND	300		µg/Kg-dry	1	4/16/02 12:36:00 PM
4-Chloro-3-methylphenol	ND	600		µg/Kg-dry	1	4/16/02 12:36:00 PM
2-Methylnaphthalene	ND	300		µg/Kg-dry	1	4/16/02 12:36:00 PM
Hexachlorocyclopentadiene	ND	300		µg/Kg-dry	1	4/16/02 12:36:00 PM
2,4,6-Trichlorophenol	ND	300		µg/Kg-dry	1	4/16/02 12:36:00 PM
2,4,5-Trichlorophenol	ND	300		µg/Kg-dry	1	4/16/02 12:36:00 PM
2-Chloronaphthalene	ND	300		µg/Kg-dry	1	4/16/02 12:36:00 PM
2-Nitroaniline	ND	600		µg/Kg-dry	1	4/16/02 12:36:00 PM
Dimethyl phthalate	ND	300		µg/Kg-dry	1	4/16/02 12:36:00 PM
2,6-Dinitrotoluene	ND	300		µg/Kg-dry	1	4/16/02 12:36:00 PM
Acenaphthylene	ND	300		µg/Kg-dry	1	4/16/02 12:36:00 PM
3-Nitroaniline	ND	600		µg/Kg-dry	1	4/16/02 12:36:00 PM
4-Nitrophenol	ND	600		µg/Kg-dry	1	4/16/02 12:36:00 PM
2,4-Dinitrophenol	ND	600		µg/Kg-dry	1	4/16/02 12:36:00 PM
Acenaphthene	ND	300		µg/Kg-dry	1	4/16/02 12:36:00 PM
2,4-Dinitrotoluene	ND	300		µg/Kg-dry	1	4/16/02 12:36:00 PM

Qualifiers:

ND - Not Detected at the Reporting Limit
J - Analyte detected below quantitation limits
B - Analyte detected in the associated Method Blank
H - Method prescribed holding time exceeded
S - Spike Recovery outside accepted recovery limits
R - RPD outside accepted recovery limits
E - Value above quantitation range
- See Case Narrative
RL - Reporting Limit; defined as the lowest concentration the laboratory can accurately quantitate.

AMRO Environmental Laboratories Corp.

Date: *17-Apr-02*

CLIENT: STV Incorporated
Lab Order: 0204082
Project: 10476 ESA
Lab ID: 0204082-04A

Client Sample ID: TE-MW-2-28 28-32'
Collection Date: 4/8/02
Matrix: SOIL

Analyses	Result	RL	Qual	Units	DF	Date Analyzed
Dibenzofuran	ND	300		µg/Kg-dry	1	4/16/02 12:36:00 PM
Diethyl phthalate	ND	300		µg/Kg-dry	1	4/16/02 12:36:00 PM
4-Chlorophenyl phenyl ether	ND	300		µg/Kg-dry	1	4/16/02 12:36:00 PM
Fluorene	ND	300		µg/Kg-dry	1	4/16/02 12:36:00 PM
4-Nitroaniline	ND	600		µg/Kg-dry	1	4/16/02 12:36:00 PM
4,6-Dinitro-2-methylphenol	ND	600		µg/Kg-dry	1	4/16/02 12:36:00 PM
N-Nitrosodiphenylamine	ND	300		µg/Kg-dry	1	4/16/02 12:36:00 PM
1,2-Diphenylhydrazine (as Azobenzene)	ND	300		µg/Kg-dry	1	4/16/02 12:36:00 PM
4-Bromophenyl phenyl ether	ND	300		µg/Kg-dry	1	4/16/02 12:36:00 PM
Hexachlorobenzene	ND	300		µg/Kg-dry	1	4/16/02 12:36:00 PM
Pentachlorophenol	ND	600		µg/Kg-dry	1	4/16/02 12:36:00 PM
Phenanthrene	ND	300		µg/Kg-dry	1	4/16/02 12:36:00 PM
Anthracene	ND	300		µg/Kg-dry	1	4/16/02 12:36:00 PM
Carbazole	ND	300		µg/Kg-dry	1	4/16/02 12:36:00 PM
Di-n-butyl phthalate	ND	300		µg/Kg-dry	1	4/16/02 12:36:00 PM
Fluoranthene	ND	300		µg/Kg-dry	1	4/16/02 12:36:00 PM
Pyrene	ND	300		µg/Kg-dry	1	4/16/02 12:36:00 PM
Butyl benzyl phthalate	ND	300		µg/Kg-dry	1	4/16/02 12:36:00 PM
Bis(2-ethylhexyl)phthalate	570	300		µg/Kg-dry	1	4/16/02 12:36:00 PM
3,3'-Dichlorobenzidine	ND	300		µg/Kg-dry	1	4/16/02 12:36:00 PM
Benz(a)anthracene	ND	300		µg/Kg-dry	1	4/16/02 12:36:00 PM
Chrysene	ND	300		µg/Kg-dry	1	4/16/02 12:36:00 PM
Di-n-octyl phthalate	ND	300		µg/Kg-dry	1	4/16/02 12:36:00 PM
Benzo(b)fluoranthene	ND	300		µg/Kg-dry	1	4/16/02 12:36:00 PM
Benzo(k)fluoranthene	ND	300		µg/Kg-dry	1	4/16/02 12:36:00 PM
Benzo(a)pyrene	ND	300		µg/Kg-dry	1	4/16/02 12:36:00 PM
Dibenz(a,h)anthracene	ND	300		µg/Kg-dry	1	4/16/02 12:36:00 PM
Indeno(1,2,3-cd)pyrene	ND	300		µg/Kg-dry	1	4/16/02 12:36:00 PM
Benzo(g,h,i)perylene	ND	300		µg/Kg-dry	1	4/16/02 12:36:00 PM
Surr: 2-Fluorophenol	86.3	28-93		%REC	1	4/16/02 12:36:00 PM
Surr: Phenol-d5	78.6	31-97		%REC	1	4/16/02 12:36:00 PM
Surr: Nitrobenzene-d5	82.5	32-95		%REC	1	4/16/02 12:36:00 PM
Surr: 2-Fluorobiphenyl	81.1	38-98		%REC	1	4/16/02 12:36:00 PM
Surr: 2,4,6-Tribromophenol	91.5	34-114		%REC	1	4/16/02 12:36:00 PM
Surr: 4-Terphenyl-d14	86.3	41-108		%REC	1	4/16/02 12:36:00 PM

Qualifiers:

ND - Not Detected at the Reporting Limit
J - Analyte detected below quantitation limits
B - Analyte detected in the associated Method Blank
H - Method prescribed holding time exceeded
S - Spike Recovery outside accepted recovery limits
R - RPD outside accepted recovery limits
E - Value above quantitation range
- See Case Narrative
RL - Reporting Limit; defined as the lowest concentration the laboratory can accurately quantitate.

AMRO Environmental Laboratories Corp.

17-Apr-02

Lab Order: 0204082
Client: STV Incorporated
Project: 10476 ESA

DATES REPORT

Sample ID	Client Sample ID	Collection Date	Matrix	Test Name	TCLP Date	Prep Date	Analysis Date
0204082-01A	TE-MW-2-28 3'	4/8/02	Soil	Percent Moisture			4/10/02
				VOLATILES by GC/MS, Bulk Soil		4/8/02	4/16/02
0204082-02A	TE-MW-2-28 0-3'			Percent Moisture			4/10/02
				SEMIVOLATILE ORGANICS, Soil/Solids		4/11/02	4/16/02
0204082-03A	TE-MW-2-28 32'			Percent Moisture			4/10/02
				VOLATILES by GC/MS, Bulk Soil		4/8/02	4/16/02
0204082-04A	TE-MW-2-28 28-32'			Percent Moisture			4/10/02
				SEMIVOLATILE ORGANICS, Soil/Solids		4/11/02	4/16/02

AMRO Environmental Laboratories Corporation

SAMPLE RECEIPT CHECKLIST

111 Herrick Stree
Merrimack, NH 0305
(603) 424-202

Client: STV
Project Name: 0204082
Ship via: (circle one) Fed Ex. UPS, AMRO Courier, Hand Del., Other Courier, Other:

AMRO ID: 0204082
Date Rec.: 4-9-02
Date Due: 4-16-02

Items to be Checked Upon Receipt	Yes	No	NA	Comments
1. Army Samples received in individual plastic bags?			✓	
2. Custody Seals present?			✓	
3. Custody Seals Intact?			✓	
4. Air Bill included in folder if received?			✓	
5. Is COC included with samples?	✓			
6. Is COC signed and dated by client?	✓			
7. Laboratory receipt temperature. ✓ TEMP = 3°				
Samples rec. with ice ✓ ice packs___ neither___				
8. Were samples received the same day they were sampled?		✓		
Is client temperature 4°C ± 2°C?	✓			
If no obtain authorization from the client for the analyses.				
Client authorization from: Date: Obtained by:				
9. Is the COC filled out correctly and completely?	✓			
10. Does the info on the COC match the samples?	✓			
11. Were samples rec. within holding time?	✓			
12. Were all samples properly labeled?	✓			
13. Were all samples properly preserved?	✓			
14. Were proper sample containers used?	✓			
15. Were all samples received intact? (none broken or leaking)	✓			
16. Were VOA vials rec. with no air bubbles?			✓	
17. Were the sample volumes sufficient for requested analysis?	✓			
18. Were all samples received?	✓			
19. VPH and VOA Soils only:	✓			
Sampling Method VPH (circle one): M=Methanol, E=EnCore (air-tight container)				
Sampling Method VOA (circle one): M=Methanol, SB=Sodium Bisulfate, E=EnCore, B=Bulk				
If M or SB:				
Does preservative cover the soil?			✓	
If NO then client must be faxed.				
Does preservation level come close to the fill line on the vial?			✓	
If NO then client must be faxed.				
Were vials provided by AMRO?			✓	
If NO then weights MUST be obtained from client				
Was dry weight aliquot provided?				
If NO then fax client and inform the VOA lab ASAP.				
20. Subcontracted Samples:			✓	
What samples sent:				
Where sent:				
Date:				
Analysis:				
TAT:				
21. Information entered into:				
Internal Tracking Log?	✓			
Dry Weight Log?	✓			
Client Log?			✓	
Composite Log?			✓	
Filtration Log?			✓	

Received By: MG Date: 4-9-02 Logged in By: CC Date: 4-10-02
Labeled By: CC Date: 4-10-02 Checked By: MG Date: 4-10-02

13

NA= Not Applicable

ac/acmemos/forms/samplerec Rev 18 06/00

AMRO Environmental Laboratories Corporation
111 Herrick Street
Merrimack, N.H. 03054
Office: 603-424-2022 Fax: 603-429-8496

35887

CHAIN OF CUSTODY RECORD

PAGE 1 OF 1

Proj. No.: 10476
Project Name: ESA
Project State:
Samplers (Signature): Romona Nowonik
Type Size & No. of Containers
MATRIX: Water - A, Soil/Solid-S, Waste-W, Other-O, Explain

Sta. No.	Date	Time	Comp	Grab	Station Location	Type Size & No. of Containers	MATRIX	WO TCL VOCs	TCL SVOCs					Remarks
	4/8/02	11 25		X	TE-MW-2-28	1 x 2oz	S	X						
	4/8/02	11 25	X		TE-MW-2-28	1 x 4oz	S		X					
	4/8/02	14 15		X	TE-MW-2-28	1 x 4oz	S	X						
	4/8/02	14 15	X		TE-MW-2-28	1 x 4oz	S		X					

Please print clearly, legibly and completely. Samples cannot be logged in and the turnaround time clock will not start until any ambiguities are resolved.

PRIORITY TURNAROUND TIME AUTHORIZATION

Before submitting samples for expedited T.A.T., you must have requested in advance and received a coded **T.A.T. AUTHORIZATION NUMBER.**

AUTHORIZATION NO._____ T.A.T. authorized by:_____

Relinquished by (Signature)	Date Time	Received by (Signature)	
Romona Nowonik	4/8/02	[signature]	8:30 4-9-02
Relinquished by (Signature)	Date Time	Received by (Signature)	
Relinquished by (Signature)	Date Time	Received by (Signature)	
Relinquished by (Signature)	Date Time	Received for Laboratory by: (Signature)	

☐ Fax to (phone)
Results needed
PO#
AMRO Project No.: 0204082
Seal Intact? Yes No N/A

Send Results to:
STV Inc
Jeff Butler
225 Park Ave South
NY NY 10003

Remarks

STATE OF NEW YORK
DEPARTMENT OF HEALTH

Wadsworth Center The Governor Nelson A. Rockefeller Empire State Plaza P.O. Box 509 Albany, New York 12201-0509

Antonia C. Novello, M.D., M.P.H., Dr. P.H.
Commissioner

Dennis P. Whalen
Executive Deputy Commissioner

February 28, 2002

Dear Laboratory Director:

Please note that although your ELAP Certificate of Approval expires on 12:01 AM April 1, 2002, it is still valid until June 15, 2002, as per ELAP Certification Manual, No. 140, Page 13 of 42, dated 12/6/95, Part 55-2.4e NYCRR. "...during any extension or grace period permitted by this Subpart, a laboratory approval shall remain in force beyond the expiration date of the certificate of approval, unless such approval is specifically terminated or suspended in writing."

Further verification of your laboratory's approved ELAP status is available by calling the Program Office at (518) 485-5570.

Sincerely,

Linda L. Madlin

Linda L. Madlin
Administrative Assistant
Environmental Laboratory
Approval Program

LLM:mes

NYSDOH - WADSWORTH CENTER - ELAP - PO BOX 509 - ALBANY NY 12201-0509

NEW YORK STATE DEPARTMENT OF HEALTH
WADSWORTH CENTER
Antonia C. Novello, M.D., M.P.H., Dr.P.H. Commissioner

Expires 12:01 AM April 01, 2002
Issued September 17, 2001
Revised January 14, 2002

CERTIFICATE OF APPROVAL FOR LABORATORY SERVICE

Issued in accordance with and pursuant to section 502 Public Health Law of New York State

MS. NANCY STEWART
AMRO ENVIRONMENTAL LAB CORP
111 HERRICK STREET
MERRIMACK NH 03054 USA

NY Lab Id No: 11278
EPA Lab Code: NH00012

is hereby APPROVED as an Environmental Laboratory in conformance with the National Environmental Laboratory Accreditation Conference Standards for the category ENVIRONMENTAL ANALYSES SOLID AND HAZARDOUS WASTE
All approved analytes are listed below:

Acrolein and Acrylonitrile	
Acrolein	SW-846 8260B
Acrylonitrile	SW-846 8260B
Characteristic Testing	
Ignitability	SW846 1010
Reactivity	SW846 Ch7, Sec. 7.3
TCLP	FED REG 1311
Chlorinated Hydrocarbon Pesticides	
4,4 -DDE	SW-846 8081A
4,4 -DDT	SW-846 8081A
4,4-DDD	SW-846 8081A
Aldrin	SW-846 8081A
alpha-BHC	SW-846 8081A
beta-BHC	SW-846 8081A
Chlordane Total	SW-846 8081A
delta-BHC	SW-846 8081A
Dieldrin	SW-846 8081A
Endosulfan I	SW-846 8081A
Endosulfan II	SW-846 8081A
Endosulfan sulfate	SW-846 8081A
Endrin	SW-846 8081A
Endrin aldehyde	SW-846 8081A
Heptachlor	SW-846 8081A
Heptachlor epoxide	SW-846 8081A

Chlorinated Hydrocarbon Pesticides	
Lindane	SW-846 8081A
Methoxychlor	SW-846 8081A
Chlorinated Hydrocarbons	
1,2,4-Trichlorobenzene	SW-846 8270C
2-Chloronaphthalene	SW-846 8270C
Hexachlorobenzene	SW-846 8270C
Hexachlorobutadiene	SW-846 8270C
Hexachlorocyclopentadiene	SW-846 8270C
Hexachloroethane	SW-846 8270C
Haloethers	
Bis (2-chloroisopropyl) ether	SW-846 8270C
Bis(2-chloroethoxy)methane	SW-846 8270C
Metals I	
Barium, Total	SW-846 6010B
Cadmium, Total	SW-846 6010B
Chromium, Total	SW-846 6010B
Lead, Total	SW-846 6010B
Nickel, Total	SW-846 6010B
Silver, Total	SW-846 6010B
Metals II	
Antimony, Total	SW-846 6010B
Arsenic, Total	SW-846 6010B

Serial No.: 14514

Property of the New York State Department of Health. Valid only at the address shown. Must be conspicuously posted. Valid certificates have a raised seal and may be verified by calling (518)485-5570.

DOH-3317 (3/97)

16

NEW YORK STATE DEPARTMENT OF HEALTH
WADSWORTH CENTER
Antonia C. Novello, M.D., M.P.H., Dr.P.H. Commissioner

Expires 12:01 AM April 01, 2002
Issued September 17, 2001
Revised January 14, 2002

CERTIFICATE OF APPROVAL FOR LABORATORY SERVICE

Issued in accordance with and pursuant to section 502 Public Health Law of New York State

MS. NANCY STEWART
AMRO ENVIRONMENTAL LAB CORP
111 HERRICK STREET
MERRIMACK NH 03054 USA

NY Lab Id No: 11278
EPA Lab Code: NH00012

is hereby APPROVED as an Environmental Laboratory in conformance with the National Environmental Laboratory Accreditation Conference Standards for the category ENVIRONMENTAL ANALYSES SOLID AND HAZARDOUS WASTE
All approved analytes are listed below:

Metals II	
Selenium, Total	SW-846 6010B
Miscellaneous	
Hydrogen Ion (pH)	SW-846 9040B
	SW-846 9045C
Lead in Paint	SM18 3120B
Nitroaromatics and Isophorone	
2,4-Dinitrotoluene	SW-846 8270C
2,6-Dinitrotoluene	SW-846 8270C
Isophorone	CLP 95-2
	SW-846 8270C
Nitrobenzene	SW-846 8270C
Phthalate Esters	
Benzyl butyl phthalate	SW-846 8270C
Bis(2-ethylhexyl) phthalate	SW-846 8270C
Diethyl phthalate	SW-846 8270C
Dimethyl phthalate	SW-846 8270C
Di-n-butyl phthalate	SW-846 8270C
Di-n-octyl phthalate	SW-846 8270C
Polychlorinated Biphenyls	
PCB-1016	SW-846 8082
PCB-1221	SW-846 8082
PCB-1232	SW-846 8082
Polychlorinated Biphenyls	
PCB-1242	SW-846 8082
PCB-1248	SW-846 8082
PCB-1254	SW-846 8082
PCB-1260	SW-846 8082
Polynuclear Aromatic Hydrocarbons	
Acenaphthene	SW-846 8270C
Acenaphthylene	SW-846 8270C
Benzo(a)anthracene	SW-846 8270C
Benzo(a)pyrene	SW-846 8270C
Benzo(b)fluoranthene	SW-846 8270C
Benzo(ghi)perylene	SW-846 8270C
Chrysene	SW-846 8270C
Dibenzo(a,h)anthracene	SW-846 8270C
Fluoranthene	SW-846 8270C
Fluorene	SW-846 8270C
Indeno(1,2,3-cd)pyrene	SW-846 8270C
Naphthalene	SW-846 8270C
Phenanthrene	SW-846 8270C
Pyrene	SW-846 8270C
Priority Pollutant Phenols	
2,4,6-Trichlorophenol	SW-846 8270C
2,4-Dichlorophenol	SW-846 8270C
2,4-Dimethylphenol	SW-846 8270C

Serial No.: 14514

Property of the New York State Department of Health. Valid only at the address shown. Must be conspicuously posted. Valid certificates have a raised seal and may be verified by calling (518)485-5570.

DOH-3317 (3/97)

17

NEW YORK STATE DEPARTMENT OF HEALTH
WADSWORTH CENTER
Antonia C. Novello, M.D., M.P.H., Dr.P.H. Commissioner

Expires 12:01 AM April 01, 2002
Issued September 17, 2001
Revised January 14, 2002

CERTIFICATE OF APPROVAL FOR LABORATORY SERVICE

Issued in accordance with and pursuant to section 502 Public Health Law of New York State

MS. NANCY STEWART
AMRO ENVIRONMENTAL LAB CORP
111 HERRICK STREET
MERRIMACK NH 03054 USA

NY Lab Id No: 11278
EPA Lab Code: NH00012

is hereby APPROVED as an Environmental Laboratory in conformance with the National Environmental Laboratory Accreditation Conference Standards for the category ENVIRONMENTAL ANALYSES SOLID AND HAZARDOUS WASTE
All approved analytes are listed below:

Priority Pollutant Phenols

2,4-Dinitrophenol	SW-846 8270C
2-Chlorophenol	SW-846 8270C
2-Methyl-4,6-dinitrophenol	SW-846 8270C
2-Nitrophenol	SW-846 8270C
4-Chloro-3-methylphenol	SW-846 8270C
4-Nitrophenol	SW-846 8270C
Pentachlorophenol	SW-846 8270C
Phenol	SW-846 8270C

Purgeable Aromatics

1,2-Dichlorobenzene	SW-846 8260B
1,3-Dichlorobenzene	SW-846 8260B
1,4-Dichlorobenzene	SW-846 8260B
Benzene	SW-846 8260B
Chlorobenzene	SW-846 8260B
Ethyl benzene	SW-846 8260B
Toluene	SW-846 8260B
Total Xylenes	SW-846 8260B

Purgeable Halocarbons

1,1,1-Trichloroethane	SW-846 8260B
1,1,2,2-Tetrachloroethane	SW-846 8260B
1,1,2-Trichloroethane	SW-846 8260B
1,1-Dichloroethane	SW-846 8260B
1,1-Dichloroethene	SW-846 8260B

Purgeable Halocarbons

1,2-Dichloroethane	SW-846 8260B
1,2-Dichloropropane	SW-846 8260B
2-Chloroethylvinyl ether	SW-846 8260B
Bromodichloromethane	SW-846 8260B
Bromoform	SW-846 8260B
Bromomethane	SW-846 8260B
Carbon tetrachloride	SW-846 8260B
Chloroethane	SW-846 8260B
Chloroform	SW-846 8260B
Chloromethane	SW-846 8260B
Dibromochloromethane	SW-846 8260B
Dichlorodifluoromethane	SW-846 8260B
Methylene chloride	SW-846 8260B
Tetrachloroethene	SW-846 8260B
Trichloroethene	SW-846 8260B
Trichlorofluoromethane	SW-846 8260B
Vinyl chloride	SW-846 8260B

Serial No.: 14514

Property of the New York State Department of Health. Valid only at the address shown. Must be conspicuously posted. Valid certificates have a raised seal and may be verified by calling (518)485-5570.

DOH-3317 (3/97)

1

AMRO Environmental Laboratories Corporation

111 Herrick Street, Merrimack, NH 03054
TEL: (603) 424-2022 · FAX: (603) 429-8496

April 17, 2002

Jeff Butler
STV Incorporated
469 7th Avenue
14th Floor
New York, NY 10018
TEL: (212) 904-1702
FAX: (212) 777-8492

RE: 10476 ESA Workorder No.: 0204058

Dear Jeff Butler:
AMRO Environmental Laboratories Corp. received 4 samples on 4/5/02 for the analyses presented in the following report.

AMRO operates a Quality Assurance Program which meets or exceeds National Environmental Laboratory Accreditation Conference (NELAC), state, and EPA requirements. A copy of the appropriate state and/or NELAC Certificate is attached.

The enclosed Sample Receipt Checklist details the condition of your sample(s) upon receipt. Please be advised that any unused sample volume and sample extracts will be stored for a period of 60 days from sample receipt date (90 days for samples from New York). After this time, AMRO will properly dispose of the remaining sample(s). If you require further analysis, or need the samples held for a longer period, please contact us immediately.

This report consists of a total of 18 pages. This letter is an integral part of your data report. All results in this project relate only to the sample(s) as received by the laboratory and documented in the Chain-of-Custody. This report shall not be reproduced except in full, without the written approval of the laboratory. If you have any questions regarding this project in the future, please refer to the Workorder Number above.

Sincerely,

Nancy Stewart
Vice President/LabDirector

AMRO Environmental Laboratories Corp.

Date: *17-Apr-02*

CLIENT: STV Incorporated
Project: 10476 ESA
Lab Order: 0204058
Date Received: 4/5/02

Work Order Sample Summary

Lab Sample ID	Client Sample ID	Collection Date
0204058-01A	TE-MW-2-29 (4')	4/4/02
0204058-02A	TE-MW-2-29 (30')	4/4/02
0204058-03A	TE-MW-2-29 (0-4')	4/4/02
0204058-04A	TE-MW-2-29 (28-30')	4/4/02

AMRO Environmental Laboratories Corp.

Date: *17-Apr-02*

CLIENT: STV Incorporated
Project: 10476 ESA
Lab Order: 0204058

Lab ID: 0204058-01 **Collection Date:** 4/4/02
Client Sample ID: TE-MW-2-29 (4') **Matrix:** SOIL

Analyses	Result	Limit	Qual	Units	DF	Date Analyzed
PERCENT MOISTURE		D2216				Analyst: SL
Percent Moisture	20.6	0		wt%	1	4/8/02

Lab ID: 0204058-02 **Collection Date:** 4/4/02
Client Sample ID: TE-MW-2-29 (30') **Matrix:** SOIL

Analyses	Result	Limit	Qual	Units	DF	Date Analyzed
PERCENT MOISTURE		D2216				Analyst: SL
Percent Moisture	8.6	0		wt%	1	4/8/02

Lab ID: 0204058-03 **Collection Date:** 4/4/02
Client Sample ID: TE-MW-2-29 (0-4') **Matrix:** SOIL

Analyses	Result	Limit	Qual	Units	DF	Date Analyzed
PERCENT MOISTURE		D2216				Analyst: SL
Percent Moisture	15.7	0		wt%	1	4/8/02

Lab ID: 0204058-04 **Collection Date:** 4/4/02
Client Sample ID: TE-MW-2-29 (28-30') **Matrix:** SOIL

Analyses	Result	Limit	Qual	Units	DF	Date Analyzed
PERCENT MOISTURE		D2216				Analyst: SL
Percent Moisture	10.0	0		wt%	1	4/8/02

Qualifiers:

ND - Not Detected at the Reporting Limit
J - Analyte detected below quantitation limits
B - Analyte detected in the associated Method Blank
* - Value exceeds Maximum Contaminant Level
S - Spike Recovery outside accepted recovery limits
R - RPD outside accepted recovery limits
E - Value above quantitation range

AMRO Environmental Laboratories Corp.

Date: *17-Apr-02*

CLIENT:	STV Incorporated	**Client Sample ID:**	TE-MW-2-29 (4')
Lab Order:	0204058		
Project:	10476 ESA	**Collection Date:**	4/4/02
Lab ID:	0204058-01A	**Matrix:**	SOIL

Analyses	Result	RL	Qual	Units	DF	Date Analyzed
VOLATILES BY GC/MS		**SW8260B**				Analyst: SK
Dichlorodifluoromethane	ND	62		µg/Kg-dry	1	4/16/02 2:07:00 PM
Chloromethane	ND	62		µg/Kg-dry	1	4/16/02 2:07:00 PM
Vinyl chloride	ND	31		µg/Kg-dry	1	4/16/02 2:07:00 PM
Chloroethane	ND	62		µg/Kg-dry	1	4/16/02 2:07:00 PM
Bromomethane	ND	62		µg/Kg-dry	1	4/16/02 2:07:00 PM
Trichlorofluoromethane	ND	62		µg/Kg-dry	1	4/16/02 2:07:00 PM
Acetone	ND	310		µg/Kg-dry	1	4/16/02 2:07:00 PM
1,1-Dichloroethene	ND	31		µg/Kg-dry	1	4/16/02 2:07:00 PM
Carbon disulfide	ND	62		µg/Kg-dry	1	4/16/02 2:07:00 PM
Methylene chloride	95	62		µg/Kg-dry	1	4/16/02 2:07:00 PM
Methyl tert-butyl ether	ND	31		µg/Kg-dry	1	4/16/02 2:07:00 PM
trans-1,2-Dichloroethene	ND	31		µg/Kg-dry	1	4/16/02 2:07:00 PM
1,1-Dichloroethane	ND	31		µg/Kg-dry	1	4/16/02 2:07:00 PM
2-Butanone	ND	310		µg/Kg-dry	1	4/16/02 2:07:00 PM
2,2-Dichloropropane	ND	31		µg/Kg-dry	1	4/16/02 2:07:00 PM
cis-1,2-Dichloroethene	ND	31		µg/Kg-dry	1	4/16/02 2:07:00 PM
Chloroform	ND	31		µg/Kg-dry	1	4/16/02 2:07:00 PM
Bromochloromethane	ND	31		µg/Kg-dry	1	4/16/02 2:07:00 PM
1,1,1-Trichloroethane	ND	31		µg/Kg-dry	1	4/16/02 2:07:00 PM
1,1-Dichloropropene	ND	31		µg/Kg-dry	1	4/16/02 2:07:00 PM
Carbon tetrachloride	ND	31		µg/Kg-dry	1	4/16/02 2:07:00 PM
1,2-Dichloroethane	ND	31		µg/Kg-dry	1	4/16/02 2:07:00 PM
Benzene	ND	31		µg/Kg-dry	1	4/16/02 2:07:00 PM
Trichloroethene	ND	31		µg/Kg-dry	1	4/16/02 2:07:00 PM
1,2-Dichloropropane	ND	31		µg/Kg-dry	1	4/16/02 2:07:00 PM
Bromodichloromethane	ND	31		µg/Kg-dry	1	4/16/02 2:07:00 PM
Dibromomethane	ND	31		µg/Kg-dry	1	4/16/02 2:07:00 PM
4-Methyl-2-pentanone	ND	310		µg/Kg-dry	1	4/16/02 2:07:00 PM
cis-1,3-Dichloropropene	ND	31		µg/Kg-dry	1	4/16/02 2:07:00 PM
Toluene	ND	31		µg/Kg-dry	1	4/16/02 2:07:00 PM
trans-1,3-Dichloropropene	ND	31		µg/Kg-dry	1	4/16/02 2:07:00 PM
1,1,2-Trichloroethane	ND	31		µg/Kg-dry	1	4/16/02 2:07:00 PM
1,2-Dibromoethane	ND	31		µg/Kg-dry	1	4/16/02 2:07:00 PM
2-Hexanone	ND	310		µg/Kg-dry	1	4/16/02 2:07:00 PM
1,3-Dichloropropane	ND	31		µg/Kg-dry	1	4/16/02 2:07:00 PM
Tetrachloroethene	ND	31		µg/Kg-dry	1	4/16/02 2:07:00 PM
Dibromochloromethane	ND	31		µg/Kg-dry	1	4/16/02 2:07:00 PM
Chlorobenzene	ND	31		µg/Kg-dry	1	4/16/02 2:07:00 PM

Qualifiers:

ND - Not Detected at the Reporting Limit

J - Analyte detected below quantitation limits

B - Analyte detected in the associated Method Blank

H - Method prescribed holding time exceeded

S - Spike Recovery outside accepted recovery limits

R - RPD outside accepted recovery limits

E - Value above quantitation range

- See Case Narrative

RL - Reporting Limit; defined as the lowest concentration the laboratory can accurately quantitate.

AMRO Environmental Laboratories Corp.

Date: *17-Apr-02*

CLIENT:	STV Incorporated	**Client Sample ID:**	TE-MW-2-29 (4')
Lab Order:	0204058		
Project:	10476 ESA	**Collection Date:**	4/4/02
Lab ID:	0204058-01A	**Matrix:**	SOIL

Analyses	Result	RL	Qual	Units	DF	Date Analyzed
1,1,1,2-Tetrachloroethane	ND	31		µg/Kg-dry	1	4/16/02 2:07:00 PM
Ethylbenzene	ND	31		µg/Kg-dry	1	4/16/02 2:07:00 PM
m,p-Xylene	ND	31		µg/Kg-dry	1	4/16/02 2:07:00 PM
o-Xylene	ND	31		µg/Kg-dry	1	4/16/02 2:07:00 PM
Styrene	ND	31		µg/Kg-dry	1	4/16/02 2:07:00 PM
Bromoform	ND	62		µg/Kg-dry	1	4/16/02 2:07:00 PM
Isopropylbenzene	ND	31		µg/Kg-dry	1	4/16/02 2:07:00 PM
1,1,2,2-Tetrachloroethane	ND	31		µg/Kg-dry	1	4/16/02 2:07:00 PM
1,2,3-Trichloropropane	ND	31		µg/Kg-dry	1	4/16/02 2:07:00 PM
Bromobenzene	ND	31		µg/Kg-dry	1	4/16/02 2:07:00 PM
n-Propylbenzene	ND	31		µg/Kg-dry	1	4/16/02 2:07:00 PM
2-Chlorotoluene	ND	31		µg/Kg-dry	1	4/16/02 2:07:00 PM
4-Chlorotoluene	ND	31		µg/Kg-dry	1	4/16/02 2:07:00 PM
1,3,5-Trimethylbenzene	ND	31		µg/Kg-dry	1	4/16/02 2:07:00 PM
tert-Butylbenzene	ND	31		µg/Kg-dry	1	4/16/02 2:07:00 PM
1,2,4-Trimethylbenzene	ND	31		µg/Kg-dry	1	4/16/02 2:07:00 PM
sec-Butylbenzene	ND	31		µg/Kg-dry	1	4/16/02 2:07:00 PM
4-Isopropyltoluene	ND	31		µg/Kg-dry	1	4/16/02 2:07:00 PM
1,3-Dichlorobenzene	ND	31		µg/Kg-dry	1	4/16/02 2:07:00 PM
1,4-Dichlorobenzene	ND	31		µg/Kg-dry	1	4/16/02 2:07:00 PM
n-Butylbenzene	ND	31		µg/Kg-dry	1	4/16/02 2:07:00 PM
1,2-Dichlorobenzene	ND	31		µg/Kg-dry	1	4/16/02 2:07:00 PM
1,2-Dibromo-3-chloropropane	ND	150		µg/Kg-dry	1	4/16/02 2:07:00 PM
1,2,4-Trichlorobenzene	ND	31		µg/Kg-dry	1	4/16/02 2:07:00 PM
Hexachlorobutadiene	ND	62		µg/Kg-dry	1	4/16/02 2:07:00 PM
Naphthalene	67	62		µg/Kg-dry	1	4/16/02 2:07:00 PM
1,2,3-Trichlorobenzene	ND	31		µg/Kg-dry	1	4/16/02 2:07:00 PM
Surr: Dibromofluoromethane	78.7	60-124		%REC	1	4/16/02 2:07:00 PM
Surr: 1,2-Dichloroethane-d4	76.5	55-128		%REC	1	4/16/02 2:07:00 PM
Surr: Toluene-d8	80.2	63-127		%REC	1	4/16/02 2:07:00 PM
Surr: 4-Bromofluorobenzene	70.8	58-125		%REC	1	4/16/02 2:07:00 PM

Qualifiers:

ND - Not Detected at the Reporting Limit

J - Analyte detected below quantitation limits

B - Analyte detected in the associated Method Blank

H - Method prescribed holding time exceeded

S - Spike Recovery outside accepted recovery limits

R - RPD outside accepted recovery limits

E - Value above quantitation range

- See Case Narrative

RL - Reporting Limit; defined as the lowest concentration the laboratory can accurately quantitate.

AMRO Environmental Laboratories Corp.

Date: *17-Apr-02*

CLIENT:	STV Incorporated	**Client Sample ID:**	TE-MW-2-29 (30')
Lab Order:	0204058		
Project:	10476 ESA	**Collection Date:**	4/4/02
Lab ID:	0204058-02A	**Matrix:**	SOIL

Analyses	Result	RL	Qual	Units	DF	Date Analyzed
VOLATILES BY GC/MS		**SW8260B**				Analyst: SK
Dichlorodifluoromethane	ND	54		µg/Kg-dry	1	4/16/02 2:42:00 PM
Chloromethane	ND	54		µg/Kg-dry	1	4/16/02 2:42:00 PM
Vinyl chloride	ND	27		µg/Kg-dry	1	4/16/02 2:42:00 PM
Chloroethane	ND	54		µg/Kg-dry	1	4/16/02 2:42:00 PM
Bromomethane	ND	54		µg/Kg-dry	1	4/16/02 2:42:00 PM
Trichlorofluoromethane	ND	54		µg/Kg-dry	1	4/16/02 2:42:00 PM
Acetone	ND	270		µg/Kg-dry	1	4/16/02 2:42:00 PM
1,1-Dichloroethene	ND	27		µg/Kg-dry	1	4/16/02 2:42:00 PM
Carbon disulfide	ND	54		µg/Kg-dry	1	4/16/02 2:42:00 PM
Methylene chloride	ND	54		µg/Kg-dry	1	4/16/02 2:42:00 PM
Methyl tert-butyl ether	ND	27		µg/Kg-dry	1	4/16/02 2:42:00 PM
trans-1,2-Dichloroethene	ND	27		µg/Kg-dry	1	4/16/02 2:42:00 PM
1,1-Dichloroethane	ND	27		µg/Kg-dry	1	4/16/02 2:42:00 PM
2-Butanone	ND	270		µg/Kg-dry	1	4/16/02 2:42:00 PM
2,2-Dichloropropane	ND	27		µg/Kg-dry	1	4/16/02 2:42:00 PM
cis-1,2-Dichloroethene	ND	27		µg/Kg-dry	1	4/16/02 2:42:00 PM
Chloroform	ND	27		µg/Kg-dry	1	4/16/02 2:42:00 PM
Bromochloromethane	ND	27		µg/Kg-dry	1	4/16/02 2:42:00 PM
1,1,1-Trichloroethane	ND	27		µg/Kg-dry	1	4/16/02 2:42:00 PM
1,1-Dichloropropene	ND	27		µg/Kg-dry	1	4/16/02 2:42:00 PM
Carbon tetrachloride	ND	27		µg/Kg-dry	1	4/16/02 2:42:00 PM
1,2-Dichloroethane	ND	27		µg/Kg-dry	1	4/16/02 2:42:00 PM
Benzene	ND	27		µg/Kg-dry	1	4/16/02 2:42:00 PM
Trichloroethene	210	27		µg/Kg-dry	1	4/16/02 2:42:00 PM
1,2-Dichloropropane	ND	27		µg/Kg-dry	1	4/16/02 2:42:00 PM
Bromodichloromethane	ND	27		µg/Kg-dry	1	4/16/02 2:42:00 PM
Dibromomethane	ND	27		µg/Kg-dry	1	4/16/02 2:42:00 PM
4-Methyl-2-pentanone	ND	270		µg/Kg-dry	1	4/16/02 2:42:00 PM
cis-1,3-Dichloropropene	ND	27		µg/Kg-dry	1	4/16/02 2:42:00 PM
Toluene	ND	27		µg/Kg-dry	1	4/16/02 2:42:00 PM
trans-1,3-Dichloropropene	ND	27		µg/Kg-dry	1	4/16/02 2:42:00 PM
1,1,2-Trichloroethane	ND	27		µg/Kg-dry	1	4/16/02 2:42:00 PM
1,2-Dibromoethane	ND	27		µg/Kg-dry	1	4/16/02 2:42:00 PM
2-Hexanone	ND	270		µg/Kg-dry	1	4/16/02 2:42:00 PM
1,3-Dichloropropane	ND	27		µg/Kg-dry	1	4/16/02 2:42:00 PM
Tetrachloroethene	ND	27		µg/Kg-dry	1	4/16/02 2:42:00 PM
Dibromochloromethane	ND	27		µg/Kg-dry	1	4/16/02 2:42:00 PM
Chlorobenzene	ND	27		µg/Kg-dry	1	4/16/02 2:42:00 PM

Qualifiers:

ND - Not Detected at the Reporting Limit
J - Analyte detected below quantitation limits
B - Analyte detected in the associated Method Blank
H - Method prescribed holding time exceeded
S - Spike Recovery outside accepted recovery limits
R - RPD outside accepted recovery limits
E - Value above quantitation range
- See Case Narrative
RL - Reporting Limit; defined as the lowest concentration the laboratory can accurately quantitate.

AMRO Environmental Laboratories Corp.

Date: *17-Apr-02*

CLIENT:	STV Incorporated	**Client Sample ID:**	TE-MW-2-29 (30')
Lab Order:	0204058		
Project:	10476 ESA	**Collection Date:**	4/4/02
Lab ID:	0204058-02A	**Matrix:**	SOIL

Analyses	Result	RL	Qual	Units	DF	Date Analyzed
1,1,1,2-Tetrachloroethane	ND	27		µg/Kg-dry	1	4/16/02 2:42:00 PM
Ethylbenzene	ND	27		µg/Kg-dry	1	4/16/02 2:42:00 PM
m,p-Xylene	ND	27		µg/Kg-dry	1	4/16/02 2:42:00 PM
o-Xylene	ND	27		µg/Kg-dry	1	4/16/02 2:42:00 PM
Styrene	ND	27		µg/Kg-dry	1	4/16/02 2:42:00 PM
Bromoform	ND	54		µg/Kg-dry	1	4/16/02 2:42:00 PM
Isopropylbenzene	ND	27		µg/Kg-dry	1	4/16/02 2:42:00 PM
1,1,2,2-Tetrachloroethane	ND	27		µg/Kg-dry	1	4/16/02 2:42:00 PM
1,2,3-Trichloropropane	ND	27		µg/Kg-dry	1	4/16/02 2:42:00 PM
Bromobenzene	ND	27		µg/Kg-dry	1	4/16/02 2:42:00 PM
n-Propylbenzene	ND	27		µg/Kg-dry	1	4/16/02 2:42:00 PM
2-Chlorotoluene	ND	27		µg/Kg-dry	1	4/16/02 2:42:00 PM
4-Chlorotoluene	ND	27		µg/Kg-dry	1	4/16/02 2:42:00 PM
1,3,5-Trimethylbenzene	ND	27		µg/Kg-dry	1	4/16/02 2:42:00 PM
tert-Butylbenzene	ND	27		µg/Kg-dry	1	4/16/02 2:42:00 PM
1,2,4-Trimethylbenzene	ND	27		µg/Kg-dry	1	4/16/02 2:42:00 PM
sec-Butylbenzene	ND	27		µg/Kg-dry	1	4/16/02 2:42:00 PM
4-Isopropyltoluene	ND	27		µg/Kg-dry	1	4/16/02 2:42:00 PM
1,3-Dichlorobenzene	ND	27		µg/Kg-dry	1	4/16/02 2:42:00 PM
1,4-Dichlorobenzene	ND	27		µg/Kg-dry	1	4/16/02 2:42:00 PM
n-Butylbenzene	ND	27		µg/Kg-dry	1	4/16/02 2:42:00 PM
1,2-Dichlorobenzene	ND	27		µg/Kg-dry	1	4/16/02 2:42:00 PM
1,2-Dibromo-3-chloropropane	ND	130		µg/Kg-dry	1	4/16/02 2:42:00 PM
1,2,4-Trichlorobenzene	ND	27		µg/Kg-dry	1	4/16/02 2:42:00 PM
Hexachlorobutadiene	ND	54		µg/Kg-dry	1	4/16/02 2:42:00 PM
Naphthalene	ND	54		µg/Kg-dry	1	4/16/02 2:42:00 PM
1,2,3-Trichlorobenzene	ND	27		µg/Kg-dry	1	4/16/02 2:42:00 PM
Surr: Dibromofluoromethane	90.2	60-124		%REC	1	4/16/02 2:42:00 PM
Surr: 1,2-Dichloroethane-d4	90.2	55-128		%REC	1	4/16/02 2:42:00 PM
Surr: Toluene-d8	98.6	63-127		%REC	1	4/16/02 2:42:00 PM
Surr: 4-Bromofluorobenzene	90.0	58-125		%REC	1	4/16/02 2:42:00 PM

Qualifiers:

ND - Not Detected at the Reporting Limit

J - Analyte detected below quantitation limits

B - Analyte detected in the associated Method Blank

H - Method prescribed holding time exceeded

S - Spike Recovery outside accepted recovery limits

R - RPD outside accepted recovery limits

E - Value above quantitation range

- See Case Narrative

RL - Reporting Limit; defined as the lowest concentration the laboratory can accurately quantitate.

AMRO Environmental Laboratories Corp.

Date: *17-Apr-02*

CLIENT:	STV Incorporated	**Client Sample ID:**	TE-MW-2-29 (0-4')
Lab Order:	0204058		
Project:	10476 ESA	**Collection Date:**	4/4/02
Lab ID:	0204058-03A	**Matrix:**	SOIL

Analyses	Result	RL	Qual	Units	DF	Date Analyzed
SEMIVOLATILE ORGANICS		**SW8270C**				Analyst: KD
Phenol	ND	290		µg/Kg-dry	1	4/10/02 5:19:00 PM
Bis(2-chloroethyl)ether	ND	290		µg/Kg-dry	1	4/10/02 5:19:00 PM
2-Chlorophenol	ND	290		µg/Kg-dry	1	4/10/02 5:19:00 PM
1,3-Dichlorobenzene	ND	290		µg/Kg-dry	1	4/10/02 5:19:00 PM
1,4-Dichlorobenzene	ND	290		µg/Kg-dry	1	4/10/02 5:19:00 PM
Benzyl alcohol	ND	590		µg/Kg-dry	1	4/10/02 5:19:00 PM
2-Methylphenol	ND	290		µg/Kg-dry	1	4/10/02 5:19:00 PM
1,2-Dichlorobenzene	ND	290		µg/Kg-dry	1	4/10/02 5:19:00 PM
Bis(2-chloroisopropyl)ether	ND	290		µg/Kg-dry	1	4/10/02 5:19:00 PM
4-Methylphenol	ND	290		µg/Kg-dry	1	4/10/02 5:19:00 PM
N-Nitrosodi-n-propylamine	ND	290		µg/Kg-dry	1	4/10/02 5:19:00 PM
Hexachloroethane	ND	290		µg/Kg-dry	1	4/10/02 5:19:00 PM
Nitrobenzene	ND	290		µg/Kg-dry	1	4/10/02 5:19:00 PM
Isophorone	ND	290		µg/Kg-dry	1	4/10/02 5:19:00 PM
2,4-Dimethylphenol	ND	290		µg/Kg-dry	1	4/10/02 5:19:00 PM
Benzoic acid	ND	590		µg/Kg-dry	1	4/10/02 5:19:00 PM
2-Nitrophenol	ND	290		µg/Kg-dry	1	4/10/02 5:19:00 PM
Bis(2-chloroethoxy)methane	ND	290		µg/Kg-dry	1	4/10/02 5:19:00 PM
2,4-Dichlorophenol	ND	290		µg/Kg-dry	1	4/10/02 5:19:00 PM
1,2,4-Trichlorobenzene	ND	290		µg/Kg-dry	1	4/10/02 5:19:00 PM
Naphthalene	ND	290		µg/Kg-dry	1	4/10/02 5:19:00 PM
4-Chloroaniline	ND	290		µg/Kg-dry	1	4/10/02 5:19:00 PM
Hexachlorobutadiene	ND	290		µg/Kg-dry	1	4/10/02 5:19:00 PM
4-Chloro-3-methylphenol	ND	590		µg/Kg-dry	1	4/10/02 5:19:00 PM
2-Methylnaphthalene	ND	290		µg/Kg-dry	1	4/10/02 5:19:00 PM
Hexachlorocyclopentadiene	ND	290		µg/Kg-dry	1	4/10/02 5:19:00 PM
2,4,6-Trichlorophenol	ND	290		µg/Kg-dry	1	4/10/02 5:19:00 PM
2,4,5-Trichlorophenol	ND	290		µg/Kg-dry	1	4/10/02 5:19:00 PM
2-Chloronaphthalene	ND	290		µg/Kg-dry	1	4/10/02 5:19:00 PM
2-Nitroaniline	ND	590		µg/Kg-dry	1	4/10/02 5:19:00 PM
Dimethyl phthalate	ND	290		µg/Kg-dry	1	4/10/02 5:19:00 PM
2,6-Dinitrotoluene	ND	290		µg/Kg-dry	1	4/10/02 5:19:00 PM
Acenaphthylene	2,600	290		µg/Kg-dry	1	4/10/02 5:19:00 PM
3-Nitroaniline	ND	590		µg/Kg-dry	1	4/10/02 5:19:00 PM
4-Nitrophenol	ND	590		µg/Kg-dry	1	4/10/02 5:19:00 PM
2,4-Dinitrophenol	ND	590		µg/Kg-dry	1	4/10/02 5:19:00 PM
Acenaphthene	820	290		µg/Kg-dry	1	4/10/02 5:19:00 PM
2,4-Dinitrotoluene	ND	290		µg/Kg-dry	1	4/10/02 5:19:00 PM

Qualifiers:

ND - Not Detected at the Reporting Limit

J - Analyte detected below quantitation limits

B - Analyte detected in the associated Method Blank

H - Method prescribed holding time exceeded

S - Spike Recovery outside accepted recovery limits

R - RPD outside accepted recovery limits

E - Value above quantitation range

- See Case Narrative

RL - Reporting Limit; defined as the lowest concentration the laboratory can accurately quantitate.

AMRO Environmental Laboratories Corp.

Date: *17-Apr-02*

CLIENT:	STV Incorporated	**Client Sample ID:**	TE-MW-2-29 (0-4')
Lab Order:	0204058		
Project:	10476 ESA	**Collection Date:**	4/4/02
Lab ID:	0204058-03A	**Matrix:**	SOIL

Analyses	Result	RL	Qual	Units	DF	Date Analyzed
Dibenzofuran	380	290		µg/Kg-dry	1	4/10/02 5:19:00 PM
Diethyl phthalate	ND	290		µg/Kg-dry	1	4/10/02 5:19:00 PM
4-Chlorophenyl phenyl ether	ND	290		µg/Kg-dry	1	4/10/02 5:19:00 PM
Fluorene	1,500	290		µg/Kg-dry	1	4/10/02 5:19:00 PM
4-Nitroaniline	ND	590		µg/Kg-dry	1	4/10/02 5:19:00 PM
4,6-Dinitro-2-methylphenol	ND	590		µg/Kg-dry	1	4/10/02 5:19:00 PM
N-Nitrosodiphenylamine	ND	290		µg/Kg-dry	1	4/10/02 5:19:00 PM
1,2-Diphenylhydrazine (as Azobenzene)	ND	290		µg/Kg-dry	1	4/10/02 5:19:00 PM
4-Bromophenyl phenyl ether	ND	290		µg/Kg-dry	1	4/10/02 5:19:00 PM
Hexachlorobenzene	ND	290		µg/Kg-dry	1	4/10/02 5:19:00 PM
Pentachlorophenol	ND	590		µg/Kg-dry	1	4/10/02 5:19:00 PM
Phenanthrene	18,000	1,500		µg/Kg-dry	5	4/11/02 1:56:00 PM
Anthracene	7,600	290		µg/Kg-dry	1	4/10/02 5:19:00 PM
Carbazole	470	290		µg/Kg-dry	1	4/10/02 5:19:00 PM
Di-n-butyl phthalate	ND	290		µg/Kg-dry	1	4/10/02 5:19:00 PM
Fluoranthene	44,000	1,500		µg/Kg-dry	5	4/11/02 1:56:00 PM
Pyrene	43,000	1,500		µg/Kg-dry	5	4/11/02 1:56:00 PM
Butyl benzyl phthalate	ND	290		µg/Kg-dry	1	4/10/02 5:19:00 PM
Bis(2-ethylhexyl)phthalate	ND	290		µg/Kg-dry	1	4/10/02 5:19:00 PM
3,3'-Dichlorobenzidine	ND	290		µg/Kg-dry	1	4/10/02 5:19:00 PM
Benz(a)anthracene	26,000	1,500		µg/Kg-dry	5	4/11/02 1:56:00 PM
Chrysene	22,000	1,500		µg/Kg-dry	5	4/11/02 1:56:00 PM
Di-n-octyl phthalate	ND	290		µg/Kg-dry	1	4/10/02 5:19:00 PM
Benzo(b)fluoranthene	20,000	1,500		µg/Kg-dry	5	4/11/02 1:56:00 PM
Benzo(k)fluoranthene	8,400	1,500		µg/Kg-dry	5	4/11/02 1:56:00 PM
Benzo(a)pyrene	18,000	1,500		µg/Kg-dry	5	4/11/02 1:56:00 PM
Dibenz(a,h)anthracene	2,600	290		µg/Kg-dry	1	4/10/02 5:19:00 PM
Indeno(1,2,3-cd)pyrene	8,400	290		µg/Kg-dry	1	4/10/02 5:19:00 PM
Benzo(g,h,i)perylene	6,600	290		µg/Kg-dry	1	4/10/02 5:19:00 PM
Surr: 2-Fluorophenol	40.7	28-93		%REC	1	4/10/02 5:19:00 PM
Surr: Phenol-d5	45.6	31-97		%REC	1	4/10/02 5:19:00 PM
Surr: Nitrobenzene-d5	48.2	32-95		%REC	1	4/10/02 5:19:00 PM
Surr: 2-Fluorobiphenyl	52.9	38-98		%REC	1	4/10/02 5:19:00 PM
Surr: 2,4,6-Tribromophenol	61.0	34-114		%REC	1	4/10/02 5:19:00 PM
Surr: 4-Terphenyl-d14	61.3	41-108		%REC	1	4/10/02 5:19:00 PM

Qualifiers:

ND - Not Detected at the Reporting Limit
J - Analyte detected below quantitation limits
B - Analyte detected in the associated Method Blank
H - Method prescribed holding time exceeded
S - Spike Recovery outside accepted recovery limits
R - RPD outside accepted recovery limits
E - Value above quantitation range
- See Case Narrative
RL - Reporting Limit; defined as the lowest concentration the laboratory can accurately quantitate.

AMRO Environmental Laboratories Corp.

Date: *17-Apr-02*

CLIENT:	STV Incorporated	**Client Sample ID:**	TE-MW-2-29 (28-30')
Lab Order:	0204058		
Project:	10476 ESA	**Collection Date:**	4/4/02
Lab ID:	0204058-04A	**Matrix:**	SOIL

Analyses	Result	RL	Qual	Units	DF	Date Analyzed
SEMIVOLATILE ORGANICS		**SW8270C**				Analyst: KD
Phenol	ND	270		µg/Kg-dry	1	4/10/02 4:27:00 PM
Bis(2-chloroethyl)ether	ND	270		µg/Kg-dry	1	4/10/02 4:27:00 PM
2-Chlorophenol	ND	270		µg/Kg-dry	1	4/10/02 4:27:00 PM
1,3-Dichlorobenzene	ND	270		µg/Kg-dry	1	4/10/02 4:27:00 PM
1,4-Dichlorobenzene	ND	270		µg/Kg-dry	1	4/10/02 4:27:00 PM
Benzyl alcohol	ND	540		µg/Kg-dry	1	4/10/02 4:27:00 PM
2-Methylphenol	ND	270		µg/Kg-dry	1	4/10/02 4:27:00 PM
1,2-Dichlorobenzene	ND	270		µg/Kg-dry	1	4/10/02 4:27:00 PM
Bis(2-chloroisopropyl)ether	ND	270		µg/Kg-dry	1	4/10/02 4:27:00 PM
4-Methylphenol	ND	270		µg/Kg-dry	1	4/10/02 4:27:00 PM
N-Nitrosodi-n-propylamine	ND	270		µg/Kg-dry	1	4/10/02 4:27:00 PM
Hexachloroethane	ND	270		µg/Kg-dry	1	4/10/02 4:27:00 PM
Nitrobenzene	ND	270		µg/Kg-dry	1	4/10/02 4:27:00 PM
Isophorone	ND	270		µg/Kg-dry	1	4/10/02 4:27:00 PM
2,4-Dimethylphenol	ND	270		µg/Kg-dry	1	4/10/02 4:27:00 PM
Benzoic acid	ND	540		µg/Kg-dry	1	4/10/02 4:27:00 PM
2-Nitrophenol	ND	270		µg/Kg-dry	1	4/10/02 4:27:00 PM
Bis(2-chloroethoxy)methane	ND	270		µg/Kg-dry	1	4/10/02 4:27:00 PM
2,4-Dichlorophenol	ND	270		µg/Kg-dry	1	4/10/02 4:27:00 PM
1,2,4-Trichlorobenzene	ND	270		µg/Kg-dry	1	4/10/02 4:27:00 PM
Naphthalene	ND	270		µg/Kg-dry	1	4/10/02 4:27:00 PM
4-Chloroaniline	ND	270		µg/Kg-dry	1	4/10/02 4:27:00 PM
Hexachlorobutadiene	ND	270		µg/Kg-dry	1	4/10/02 4:27:00 PM
4-Chloro-3-methylphenol	ND	540		µg/Kg-dry	1	4/10/02 4:27:00 PM
2-Methylnaphthalene	ND	270		µg/Kg-dry	1	4/10/02 4:27:00 PM
Hexachlorocyclopentadiene	ND	270		µg/Kg-dry	1	4/10/02 4:27:00 PM
2,4,6-Trichlorophenol	ND	270		µg/Kg-dry	1	4/10/02 4:27:00 PM
2,4,5-Trichlorophenol	ND	270		µg/Kg-dry	1	4/10/02 4:27:00 PM
2-Chloronaphthalene	ND	270		µg/Kg-dry	1	4/10/02 4:27:00 PM
2-Nitroaniline	ND	540		µg/Kg-dry	1	4/10/02 4:27:00 PM
Dimethyl phthalate	ND	270		µg/Kg-dry	1	4/10/02 4:27:00 PM
2,6-Dinitrotoluene	ND	270		µg/Kg-dry	1	4/10/02 4:27:00 PM
Acenaphthylene	ND	270		µg/Kg-dry	1	4/10/02 4:27:00 PM
3-Nitroaniline	ND	540		µg/Kg-dry	1	4/10/02 4:27:00 PM
4-Nitrophenol	ND	540		µg/Kg-dry	1	4/10/02 4:27:00 PM
2,4-Dinitrophenol	ND	540		µg/Kg-dry	1	4/10/02 4:27:00 PM
Acenaphthene	ND	270		µg/Kg-dry	1	4/10/02 4:27:00 PM
2,4-Dinitrotoluene	ND	270		µg/Kg-dry	1	4/10/02 4:27:00 PM

Qualifiers:

ND - Not Detected at the Reporting Limit

J - Analyte detected below quantitation limits

B - Analyte detected in the associated Method Blank

H - Method prescribed holding time exceeded

S - Spike Recovery outside accepted recovery limits

R - RPD outside accepted recovery limits

E - Value above quantitation range

- See Case Narrative

RL - Reporting Limit; defined as the lowest concentration the laboratory can accurately quantitate.

AMRO Environmental Laboratories Corp.

Date: *17-Apr-02*

CLIENT: STV Incorporated
Lab Order: 0204058
Project: 10476 ESA
Lab ID: 0204058-04A

Client Sample ID: TE-MW-2-29 (28-30')
Collection Date: 4/4/02
Matrix: SOIL

Analyses	Result	RL	Qual	Units	DF	Date Analyzed
Dibenzofuran	ND	270		µg/Kg-dry	1	4/10/02 4:27:00 PM
Diethyl phthalate	ND	270		µg/Kg-dry	1	4/10/02 4:27:00 PM
4-Chlorophenyl phenyl ether	ND	270		µg/Kg-dry	1	4/10/02 4:27:00 PM
Fluorene	ND	270		µg/Kg-dry	1	4/10/02 4:27:00 PM
4-Nitroaniline	ND	540		µg/Kg-dry	1	4/10/02 4:27:00 PM
4,6-Dinitro-2-methylphenol	ND	540		µg/Kg-dry	1	4/10/02 4:27:00 PM
N-Nitrosodiphenylamine	ND	270		µg/Kg-dry	1	4/10/02 4:27:00 PM
1,2-Diphenylhydrazine (as Azobenzene)	ND	270		µg/Kg-dry	1	4/10/02 4:27:00 PM
4-Bromophenyl phenyl ether	ND	270		µg/Kg-dry	1	4/10/02 4:27:00 PM
Hexachlorobenzene	ND	270		µg/Kg-dry	1	4/10/02 4:27:00 PM
Pentachlorophenol	ND	540		µg/Kg-dry	1	4/10/02 4:27:00 PM
Phenanthrene	ND	270		µg/Kg-dry	1	4/10/02 4:27:00 PM
Anthracene	ND	270		µg/Kg-dry	1	4/10/02 4:27:00 PM
Carbazole	ND	270		µg/Kg-dry	1	4/10/02 4:27:00 PM
Di-n-butyl phthalate	ND	270		µg/Kg-dry	1	4/10/02 4:27:00 PM
Fluoranthene	ND	270		µg/Kg-dry	1	4/10/02 4:27:00 PM
Pyrene	ND	270		µg/Kg-dry	1	4/10/02 4:27:00 PM
Butyl benzyl phthalate	ND	270		µg/Kg-dry	1	4/10/02 4:27:00 PM
Bis(2-ethylhexyl)phthalate	ND	270		µg/Kg-dry	1	4/10/02 4:27:00 PM
3,3'-Dichlorobenzidine	ND	270		µg/Kg-dry	1	4/10/02 4:27:00 PM
Benz(a)anthracene	ND	270		µg/Kg-dry	1	4/10/02 4:27:00 PM
Chrysene	ND	270		µg/Kg-dry	1	4/10/02 4:27:00 PM
Di-n-octyl phthalate	ND	270		µg/Kg-dry	1	4/10/02 4:27:00 PM
Benzo(b)fluoranthene	ND	270		µg/Kg-dry	1	4/10/02 4:27:00 PM
Benzo(k)fluoranthene	ND	270		µg/Kg-dry	1	4/10/02 4:27:00 PM
Benzo(a)pyrene	ND	270		µg/Kg-dry	1	4/10/02 4:27:00 PM
Dibenz(a,h)anthracene	ND	270		µg/Kg-dry	1	4/10/02 4:27:00 PM
Indeno(1,2,3-cd)pyrene	ND	270		µg/Kg-dry	1	4/10/02 4:27:00 PM
Benzo(g,h,i)perylene	ND	270		µg/Kg-dry	1	4/10/02 4:27:00 PM
Surr: 2-Fluorophenol	66.0	28-93		%REC	1	4/10/02 4:27:00 PM
Surr: Phenol-d5	57.7	31-97		%REC	1	4/10/02 4:27:00 PM
Surr: Nitrobenzene-d5	54.8	32-95		%REC	1	4/10/02 4:27:00 PM
Surr: 2-Fluorobiphenyl	60.0	38-98		%REC	1	4/10/02 4:27:00 PM
Surr: 2,4,6-Tribromophenol	68.0	34-114		%REC	1	4/10/02 4:27:00 PM
Surr: 4-Terphenyl-d14	67.7	41-108		%REC	1	4/10/02 4:27:00 PM

Qualifiers:

ND - Not Detected at the Reporting Limit
J - Analyte detected below quantitation limits
B - Analyte detected in the associated Method Blank
H - Method prescribed holding time exceeded
S - Spike Recovery outside accepted recovery limits
R - RPD outside accepted recovery limits
E - Value above quantitation range
- See Case Narrative
RL - Reporting Limit; defined as the lowest concentration the laboratory can accurately quantitate.

AMRO Environmental Laboratories Corp.

17-Apr-02

Lab Order: 0204058
Client: STV Incorporated
Project: 10476 ESA

DATES REPORT

Sample ID	Client Sample ID	Collection Date	Matrix	Test Name	TCLP Date	Prep Date	Analysis Date
0204058-01A	TE-MW-2-29 (4')	4/4/02	Soil	Percent Moisture			4/8/02
				VOLATILES by GC/MS, Bulk Soil		4/4/02	4/16/02
0204058-02A	TE-MW-2-29 (30')			Percent Moisture			4/8/02
				VOLATILES by GC/MS, Bulk Soil		4/4/02	4/16/02
0204058-03A	TE-MW-2-29 (0-4')			Percent Moisture			4/8/02
				SEMIVOLATILE ORGANICS, Soil/Solids		4/9/02	4/11/02
				SEMIVOLATILE ORGANICS, Soil/Solids		4/9/02	4/10/02
0204058-04A	TE-MW-2-29 (28-30')			Percent Moisture			4/8/02
				SEMIVOLATILE ORGANICS, Soil/Solids		4/9/02	4/10/02

AMRO Environmental Laboratories Corporation

SAMPLE RECEIPT CHECKLIST

111 Herrick Street
Merrimack, NH 03054
(603) 424-2022

Client: STV
Project Name: ESA
Ship via: (circle one) Fed Ex. UPS, AMRO Courier, Hand Del., Other Courier, Other:

AMRO ID: 0204058
Date Rec.: 4-5-02
Date Due: 4-17-02

Items to be Checked Upon Receipt	Yes	No	NA	Comments
1. Army Samples received in individual plastic bags?			✓	
2. Custody Seals present?			✓	
3. Custody Seals Intact?			✓	
4. Air Bill included in folder if received?	✓			
5. Is COC included with samples?	✓			
6. Is COC signed and dated by client?	✓			
7. Laboratory receipt temperature. TEMP = 6°				
Samples rec. with ice ✓ ___ ice packs ___ neither ___				
8. Were samples received the same day they were sampled?		✓		
Is client temperature 4°C ± 2°C?	✓			
If no obtain authorization from the client for the analyses.				
Client authorization from: Date: Obtained by:				
9. Is the COC filled out correctly and completely?	✓			
10. Does the info on the COC match the samples?	✓			
11. Were samples rec. within holding time?	✓			
12. Were all samples properly labeled?	✓			
13. Were all samples properly preserved?	✓			
14. Were proper sample containers used?	✓			
15. Were all samples received intact? (none broken or leaking)	✓			
16. Were VOA vials rec. with no air bubbles?			✓	
17. Were the sample volumes sufficient for requested analysis?	✓			
18. Were all samples received?	✓			
19. VPH and VOA Soils only:				
Sampling Method VPH (circle one): M=Methanol, E=EnCore (air-tight container)				
Sampling Method VOA (circle one): M=Methanol, SB=Sodium Bisulfate, E=EnCore, B=Bulk				
If M or SB:				
Does preservative cover the soil?				
If NO then client must be faxed.				
Does preservation level come close to the fill line on the vial?				
If NO then client must be faxed.				
Were vials provided by AMRO?				
If NO then weights MUST be obtained from client				
Was dry weight aliquot provided?				
If NO then fax client and inform the VOA lab ASAP.				
20. Subcontracted Samples:			✓	
What samples sent:				
Where sent:				
Date:				
Analysis:				
TAT:				
21. Information entered into:				
Internal Tracking Log?	✓			
Dry Weight Log?	✓			
Client Log?			✓	
Composite Log?			✓	
Filtration Log?			✓	

Received By: CC Date: 4-5-02 Logged in By: CC Date: 4-8-02
Labeled By: CC Date: 4-8-02 Checked By: MG Date: 4-8-02

NA= Not Applicable

AMRO Environmental Laboratories Corporation
111 Herrick Street
Merrimack, N.H. 03054
Office: 603-424-2022 Fax: 603-429-8496

35886

CHAIN OF CUSTODY RECORD

PAGE 1 OF 1

Proj. No. 10476 | Project Name ESA | Project State

Samplers (Signature) Romona Nawrik

Type Size, & No. of Containers

MATRIX Water - A Soil/Solid-S Waste-W Other-O Explain

Sta. No.	Date	Time	Comp	Grab	Station Location	Type Size, & No. of Containers	TCL VOCs	TCL SVOCs					Remarks
	4/4/02	8:30		X	TE-MN-2-29 (4')	1x 2oz	X						
	4/4/02	8:30	X		TE-MN-2-29 (0-4')	1x 4oz		X					
	4/4/02	10:30		X	TE-MN-2-29 (30')	1x 2oz	X						
	4/4/02	10:30	X		TE-MN-2-29 (28-30')	1x 4oz		X					

Please print clearly, legibly and completely. Samples cannot be logged in and the turnaround time clock will not start until any ambiguities are resolved.

PRIORITY TURNAROUND TIME AUTHORIZATION

Before submitting samples for expedited T.A.T., you must have requested in advance and received a coded **T.A.T. AUTHORIZATION NUMBER.**

AUTHORIZATION NO._____ T.A.T. authorized by:_____

Relinquished by (Signature)	Date Time	Received by (Signature)	
Romona Nawrik	4/4/02	C Cearley 0945 4-5-02	☐ Fax to (phone)
Relinquished by (Signature)	Date Time	Received by (Signature)	Results needed
			PO#
Relinquished by (Signature)	Date Time	Received by (Signature)	AMRO Project No. 0204058
Relinquished by (Signature)	Date Time	Received for Laboratory by: (Signature)	Seal Intact? Yes No N/A

Send Results to:
STV Inc
Jeff Butler
225 Park Ave South
NY NY 10003

Remarks

Pink - Client copy

STATE OF NEW YORK
DEPARTMENT OF HEALTH

Wadsworth Center The Governor Nelson A. Rockefeller Empire State Plaza P.O. Box 509 Albany, New York 12201-0509

Antonia C. Novello, M.D., M.P.H., Dr. P.H.
Commissioner

Dennis P. Whalen
Executive Deputy Commissioner

February 28, 2002

Dear Laboratory Director:

Please note that although your ELAP Certificate of Approval expires on 12:01 AM April 1, 2002, it is still valid until June 15, 2002, as per ELAP Certification Manual, No. 140, Page 13 of 42, dated 12/6/95, Part 55-2.4e NYCRR. "...during any extension or grace period permitted by this Subpart, a laboratory approval shall remain in force beyond the expiration date of the certificate of approval, unless such approval is specifically terminated or suspended in writing."

Further verification of your laboratory's approved ELAP status is available by calling the Program Office at (518) 485-5570.

Sincerely,

Linda L. Madlin

Linda L. Madlin
Administrative Assistant
Environmental Laboratory
Approval Program

LLM:mes

NEW YORK STATE DEPARTMENT OF HEALTH
WADSWORTH CENTER
Antonia C. Novello, M.D., M.P.H., Dr.P.H. Commissioner

Expires 12:01 AM April 01, 2002
Issued September 17, 2001
Revised January 14, 2002

CERTIFICATE OF APPROVAL FOR LABORATORY SERVICE

Issued in accordance with and pursuant to section 502 Public Health Law of New York State

MS. NANCY STEWART
AMRO ENVIRONMENTAL LAB CORP
111 HERRICK STREET
MERRIMACK NH 03054 USA

NY Lab Id No: 11278
EPA Lab Code: NH00012

is hereby APPROVED as an Environmental Laboratory in conformance with the National Environmental Laboratory Accreditation Conference Standards for the category ENVIRONMENTAL ANALYSES SOLID AND HAZARDOUS WASTE
All approved analytes are listed below:

Acrolein and Acrylonitrile	
Acrolein	SW-846 8260B
Acrylonitrile	SW-846 8260B
Characteristic Testing	
Ignitability	SW846 1010
Reactivity	SW846 Ch7, Sec. 7.3
TCLP	FED REG 1311
Chlorinated Hydrocarbon Pesticides	
4,4 -DDE	SW-846 8081A
4,4 -DDT	SW-846 8081A
4,4-DDD	SW-846 8081A
Aldrin	SW-846 8081A
alpha-BHC	SW-846 8081A
beta-BHC	SW-846 8081A
Chlordane Total	SW-846 8081A
delta-BHC	SW-846 8081A
Dieldrin	SW-846 8081A
Endosulfan I	SW-846 8081A
Endosulfan II	SW-846 8081A
Endosulfan sulfate	SW-846 8081A
Endrin	SW-846 8081A
Endrin aldehyde	SW-846 8081A
Heptachlor	SW-846 8081A
Heptachlor epoxide	SW-846 8081A

Chlorinated Hydrocarbon Pesticides	
Lindane	SW-846 8081A
Methoxychlor	SW-846 8081A
Chlorinated Hydrocarbons	
1,2,4-Trichlorobenzene	SW-846 8270C
2-Chloronaphthalene	SW-846 8270C
Hexachlorobenzene	SW-846 8270C
Hexachlorobutadiene	SW-846 8270C
Hexachlorocyclopentadiene	SW-846 8270C
Hexachloroethane	SW-846 8270C
Haloethers	
Bis (2-chloroisopropyl) ether	SW-846 8270C
Bis(2-chloroethoxy)methane	SW-846 8270C
Metals I	
Barium, Total	SW-846 6010B
Cadmium, Total	SW-846 6010B
Chromium, Total	SW-846 6010B
Lead, Total	SW-846 6010B
Nickel, Total	SW-846 6010B
Silver, Total	SW-846 6010B
Metals II	
Antimony, Total	SW-846 6010B
Arsenic, Total	SW-846 6010B

Serial No.: 14514

Property of the New York State Department of Health. Valid only at the address shown. Must be conspicuously posted. Valid certificates have a raised seal and may be verified by calling (518)485-5570.

DOH-3317 (3/97)

NEW YORK STATE DEPARTMENT OF HEALTH
WADSWORTH CENTER
Antonia C. Novello, M.D., M.P.H., Dr.P.H. Commissioner

Expires 12:01 AM April 01, 2002
Issued September 17, 2001
Revised January 14, 2002

CERTIFICATE OF APPROVAL FOR LABORATORY SERVICE

Issued in accordance with and pursuant to section 502 Public Health Law of New York State

MS. NANCY STEWART
AMRO ENVIRONMENTAL LAB CORP
111 HERRICK STREET
MERRIMACK NH 03054 USA

NY Lab Id No: 11278
EPA Lab Code: NH00012

is hereby APPROVED as an Environmental Laboratory in conformance with the National Environmental Laboratory Accreditation Conference Standards for the category ENVIRONMENTAL ANALYSES SOLID AND HAZARDOUS WASTE All approved analytes are listed below:

Metals II

Selenium, Total	SW-846 6010B

Miscellaneous

Hydrogen Ion (pH)	SW-846 9040B
	SW-846 9045C
Lead in Paint	SM18 3120B

Nitroaromatics and Isophorone

2,4-Dinitrotoluene	SW-846 8270C
2,6-Dinitrotoluene	SW-846 8270C
Isophorone	CLP 95-2
	SW-846 8270C
Nitrobenzene	SW-846 8270C

Phthalate Esters

Benzyl butyl phthalate	SW-846 8270C
Bis(2-ethylhexyl) phthalate	SW-846 8270C
Diethyl phthalate	SW-846 8270C
Dimethyl phthalate	SW-846 8270C
Di-n-butyl phthalate	SW-846 8270C
Di-n-octyl phthalate	SW-846 8270C

Polychlorinated Biphenyls

PCB-1016	SW-846 8082
PCB-1221	SW-846 8082
PCB-1232	SW-846 8082

Polychlorinated Biphenyls

PCB-1242	SW-846 8082
PCB-1248	SW-846 8082
PCB-1254	SW-846 8082
PCB-1260	SW-846 8082

Polynuclear Aromatic Hydrocarbons

Acenaphthene	SW-846 8270C
Acenaphthylene	SW-846 8270C
Benzo(a)anthracene	SW-846 8270C
Benzo(a)pyrene	SW-846 8270C
Benzo(b)fluoranthene	SW-846 8270C
Benzo(ghi)perylene	SW-846 8270C
Chrysene	SW-846 8270C
Dibenzo(a,h)anthracene	SW-846 8270C
Fluoranthene	SW-846 8270C
Fluorene	SW-846 8270C
Indeno(1,2,3-cd)pyrene	SW-846 8270C
Naphthalene	SW-846 8270C
Phenanthrene	SW-846 8270C
Pyrene	SW-846 8270C

Priority Pollutant Phenols

2,4,6-Trichlorophenol	SW-846 8270C
2,4-Dichlorophenol	SW-846 8270C
2,4-Dimethylphenol	SW-846 8270C

Serial No.: 14514

Property of the New York State Department of Health. Valid only at the address shown. Must be conspicuously posted. Valid certificates have a raised seal and may be verified by calling (518)485-5570.

DOH-3317 (3/97)

NEW YORK STATE DEPARTMENT OF HEALTH
WADSWORTH CENTER
Antonia C. Novello, M.D., M.P.H., Dr.P.H. Commissioner

Expires 12:01 AM April 01, 2002
Issued September 17, 2001
Revised January 14, 2002

CERTIFICATE OF APPROVAL FOR LABORATORY SERVICE

Issued in accordance with and pursuant to section 502 Public Health Law of New York State

MS. NANCY STEWART
AMRO ENVIRONMENTAL LAB CORP
111 HERRICK STREET
MERRIMACK NH 03054 USA

NY Lab Id No: 11278
EPA Lab Code: NH00012

is hereby APPROVED as an Environmental Laboratory in conformance with the National Environmental Laboratory Accreditation Conference Standards for the category ENVIRONMENTAL ANALYSES SOLID AND HAZARDOUS WASTE
All approved analytes are listed below:

Priority Pollutant Phenols

2,4-Dinitrophenol	SW-846 8270C
2-Chlorophenol	SW-846 8270C
2-Methyl-4,6-dinitrophenol	SW-846 8270C
2-Nitrophenol	SW-846 8270C
4-Chloro-3-methylphenol	SW-846 8270C
4-Nitrophenol	SW-846 8270C
Pentachlorophenol	SW-846 8270C
Phenol	SW-846 8270C

Purgeable Aromatics

1,2-Dichlorobenzene	SW-846 8260B
1,3-Dichlorobenzene	SW-846 8260B
1,4-Dichlorobenzene	SW-846 8260B
Benzene	SW-846 8260B
Chlorobenzene	SW-846 8260B
Ethyl benzene	SW-846 8260B
Toluene	SW-846 8260B
Total Xylenes	SW-846 8260B

Purgeable Halocarbons

1,1,1-Trichloroethane	SW-846 8260B
1,1,2,2-Tetrachloroethane	SW-846 8260B
1,1,2-Trichloroethane	SW-846 8260B
1,1-Dichloroethane	SW-846 8260B
1,1-Dichloroethene	SW-846 8260B

Purgeable Halocarbons

1,2-Dichloroethane	SW-846 8260B
1,2-Dichloropropane	SW-846 8260B
2-Chloroethylvinyl ether	SW-846 8260B
Bromodichloromethane	SW-846 8260B
Bromoform	SW-846 8260B
Bromomethane	SW-846 8260B
Carbon tetrachloride	SW-846 8260B
Chloroethane	SW-846 8260B
Chloroform	SW-846 8260B
Chloromethane	SW-846 8260B
Dibromochloromethane	SW-846 8260B
Dichlorodifluoromethane	SW-846 8260B
Methylene chloride	SW-846 8260B
Tetrachloroethene	SW-846 8260B
Trichloroethene	SW-846 8260B
Trichlorofluoromethane	SW-846 8260B
Vinyl chloride	SW-846 8260B

Serial No.: 14514

Property of the New York State Department of Health. Valid only at the address shown. Must be conspicuously posted. Valid certificates have a raised seal and may be verified by calling (518)485-5570.

DOH-3317 (3/97)

AMRO Environmental Laboratories Corporation

111 Herrick Street, Merrimack, NH 03054
TEL: (603) 424-2022 · FAX: (603) 429-8496

April 22, 2002

Jeff Butler
STV Incorporated
469 7th Avenue
14th Floor
New York, NY 10018
TEL: (212) 904-1702
FAX: (212) 777-8492

RE: 07-10730 Yard A

Workorder No.: 0204134

Dear Jeff Butler:
AMRO Environmental Laboratories Corp. received 2 samples on 4/12/02 for the analyses presented in the following report.

AMRO operates a Quality Assurance Program which meets or exceeds National Environmental Laboratory Accreditation Conference (NELAC), state, and EPA requirements. A copy of the appropriate state and/or NELAC Certificate is attached.

The enclosed Sample Receipt Checklist details the condition of your sample(s) upon receipt. Please be advised that any unused sample volume and sample extracts will be stored for a period of 60 days from sample receipt date (90 days for samples from New York). After this time, AMRO will properly dispose of the remaining sample(s). If you require further analysis, or need the samples held for a longer period, please contact us immediately.

This report consists of a total of 14 pages. This letter is an integral part of your data report. All results in this project relate only to the sample(s) as received by the laboratory and documented in the Chain-of-Custody. This report shall not be reproduced except in full, without the written approval of the laboratory. If you have any questions regarding this project in the future, please refer to the Workorder Number above.

Sincerely,

Nancy Stewart
Vice President/LabDirector

AMRO Environmental Laboratories Corp. **Date:** *22-Apr-02*

CLIENT: STV Incorporated
Project: 07-10730 Yard A
Lab Order: 0204134
Date Received: 4/12/02

Work Order Sample Summary

Lab Sample ID	Client Sample ID	Collection Date
0204134-01A	TE-MW-2-28	4/10/02
0204134-02A	TE-MW-2-28	4/10/02

AMRO Environmental Laboratories Corp.

Date: *22-Apr-02*

CLIENT: STV Incorporated
Project: 07-10730 Yard A
Lab Order: 0204134

Lab ID: 0204134-01 **Collection Date:** 4/10/02
Client Sample ID: TE-MW-2-28 **Matrix:** SOIL

Analyses	Result	Limit	Qual	Units	DF	Date Analyzed
PERCENT MOISTURE		D2216				Analyst: SL
Percent Moisture	13.0	0		wt%	1	4/15/02

Lab ID: 0204134-02 **Collection Date:** 4/10/02
Client Sample ID: TE-MW-2-28 **Matrix:** SOIL

Analyses	Result	Limit	Qual	Units	DF	Date Analyzed
PERCENT MOISTURE		D2216				Analyst: JTS
Percent Moisture	19.7	0		wt%	1	4/12/02

Qualifiers:

ND - Not Detected at the Reporting Limit
J - Analyte detected below quantitation limits
B - Analyte detected in the associated Method Blank
* - Value exceeds Maximum Contaminant Level
S - Spike Recovery outside accepted recovery limits
R - RPD outside accepted recovery limits
E - Value above quantitation range

AMRO Environmental Laboratories Corp.

Date: *22-Apr-02*

CLIENT:	STV Incorporated	**Client Sample ID:**	TE-MW-2-28
Lab Order:	0204134		
Project:	07-10730 Yard A	**Collection Date:**	4/10/02
Lab ID:	0204134-01A	**Matrix:**	SOIL

Analyses	Result	RL	Qual	Units	DF	Date Analyzed
VOLATILES BY GC/MS		**SW8260B**				Analyst: SK
Dichlorodifluoromethane	ND	55		µg/Kg-dry	1	4/16/02 5:03:00 PM
Chloromethane	ND	55		µg/Kg-dry	1	4/16/02 5:03:00 PM
Vinyl chloride	ND	28		µg/Kg-dry	1	4/16/02 5:03:00 PM
Chloroethane	ND	55		µg/Kg-dry	1	4/16/02 5:03:00 PM
Bromomethane	ND	55		µg/Kg-dry	1	4/16/02 5:03:00 PM
Trichlorofluoromethane	ND	55		µg/Kg-dry	1	4/16/02 5:03:00 PM
Acetone	ND	280		µg/Kg-dry	1	4/16/02 5:03:00 PM
1,1-Dichloroethene	ND	28		µg/Kg-dry	1	4/16/02 5:03:00 PM
Carbon disulfide	ND	55		µg/Kg-dry	1	4/16/02 5:03:00 PM
Methylene chloride	140	55		µg/Kg-dry	1	4/16/02 5:03:00 PM
Methyl tert-butyl ether	ND	28		µg/Kg-dry	1	4/16/02 5:03:00 PM
trans-1,2-Dichloroethene	ND	28		µg/Kg-dry	1	4/16/02 5:03:00 PM
1,1-Dichloroethane	ND	28		µg/Kg-dry	1	4/16/02 5:03:00 PM
2-Butanone	ND	280		µg/Kg-dry	1	4/16/02 5:03:00 PM
2,2-Dichloropropane	ND	28		µg/Kg-dry	1	4/16/02 5:03:00 PM
cis-1,2-Dichloroethene	ND	28		µg/Kg-dry	1	4/16/02 5:03:00 PM
Chloroform	ND	28		µg/Kg-dry	1	4/16/02 5:03:00 PM
Bromochloromethane	ND	28		µg/Kg-dry	1	4/16/02 5:03:00 PM
1,1,1-Trichloroethane	ND	28		µg/Kg-dry	1	4/16/02 5:03:00 PM
1,1-Dichloropropene	ND	28		µg/Kg-dry	1	4/16/02 5:03:00 PM
Carbon tetrachloride	ND	28		µg/Kg-dry	1	4/16/02 5:03:00 PM
1,2-Dichloroethane	ND	28		µg/Kg-dry	1	4/16/02 5:03:00 PM
Benzene	ND	28		µg/Kg-dry	1	4/16/02 5:03:00 PM
Trichloroethene	ND	28		µg/Kg-dry	1	4/16/02 5:03:00 PM
1,2-Dichloropropane	ND	28		µg/Kg-dry	1	4/16/02 5:03:00 PM
Bromodichloromethane	ND	28		µg/Kg-dry	1	4/16/02 5:03:00 PM
Dibromomethane	ND	28		µg/Kg-dry	1	4/16/02 5:03:00 PM
4-Methyl-2-pentanone	ND	280		µg/Kg-dry	1	4/16/02 5:03:00 PM
cis-1,3-Dichloropropene	ND	28		µg/Kg-dry	1	4/16/02 5:03:00 PM
Toluene	ND	28		µg/Kg-dry	1	4/16/02 5:03:00 PM
trans-1,3-Dichloropropene	ND	28		µg/Kg-dry	1	4/16/02 5:03:00 PM
1,1,2-Trichloroethane	ND	28		µg/Kg-dry	1	4/16/02 5:03:00 PM
1,2-Dibromoethane	ND	28		µg/Kg-dry	1	4/16/02 5:03:00 PM
2-Hexanone	ND	280		µg/Kg-dry	1	4/16/02 5:03:00 PM
1,3-Dichloropropane	ND	28		µg/Kg-dry	1	4/16/02 5:03:00 PM
Tetrachloroethene	ND	28		µg/Kg-dry	1	4/16/02 5:03:00 PM
Dibromochloromethane	ND	28		µg/Kg-dry	1	4/16/02 5:03:00 PM
Chlorobenzene	ND	28		µg/Kg-dry	1	4/16/02 5:03:00 PM

Qualifiers:

ND - Not Detected at the Reporting Limit
J - Analyte detected below quantitation limits
B - Analyte detected in the associated Method Blank
H - Method prescribed holding time exceeded
S - Spike Recovery outside accepted recovery limits
R - RPD outside accepted recovery limits
E - Value above quantitation range
- See Case Narrative
RL - Reporting Limit; defined as the lowest concentration the laboratory can accurately quantitate.

AMRO Environmental Laboratories Corp.

Date: *22-Apr-02*

CLIENT:	STV Incorporated	**Client Sample ID:**	TE-MW-2-28
Lab Order:	0204134		
Project:	07-10730 Yard A	**Collection Date:**	4/10/02
Lab ID:	0204134-01A	**Matrix:**	SOIL

Analyses	Result	RL	Qual	Units	DF	Date Analyzed
1,1,1,2-Tetrachloroethane	ND	28		µg/Kg-dry	1	4/16/02 5:03:00 PM
Ethylbenzene	ND	28		µg/Kg-dry	1	4/16/02 5:03:00 PM
m,p-Xylene	ND	28		µg/Kg-dry	1	4/16/02 5:03:00 PM
o-Xylene	ND	28		µg/Kg-dry	1	4/16/02 5:03:00 PM
Styrene	ND	28		µg/Kg-dry	1	4/16/02 5:03:00 PM
Bromoform	ND	55		µg/Kg-dry	1	4/16/02 5:03:00 PM
Isopropylbenzene	ND	28		µg/Kg-dry	1	4/16/02 5:03:00 PM
1,1,2,2-Tetrachloroethane	ND	28		µg/Kg-dry	1	4/16/02 5:03:00 PM
1,2,3-Trichloropropane	ND	28		µg/Kg-dry	1	4/16/02 5:03:00 PM
Bromobenzene	ND	28		µg/Kg-dry	1	4/16/02 5:03:00 PM
n-Propylbenzene	ND	28		µg/Kg-dry	1	4/16/02 5:03:00 PM
2-Chlorotoluene	ND	28		µg/Kg-dry	1	4/16/02 5:03:00 PM
4-Chlorotoluene	ND	28		µg/Kg-dry	1	4/16/02 5:03:00 PM
1,3,5-Trimethylbenzene	ND	28		µg/Kg-dry	1	4/16/02 5:03:00 PM
tert-Butylbenzene	ND	28		µg/Kg-dry	1	4/16/02 5:03:00 PM
1,2,4-Trimethylbenzene	ND	28		µg/Kg-dry	1	4/16/02 5:03:00 PM
sec-Butylbenzene	ND	28		µg/Kg-dry	1	4/16/02 5:03:00 PM
4-Isopropyltoluene	ND	28		µg/Kg-dry	1	4/16/02 5:03:00 PM
1,3-Dichlorobenzene	ND	28		µg/Kg-dry	1	4/16/02 5:03:00 PM
1,4-Dichlorobenzene	ND	28		µg/Kg-dry	1	4/16/02 5:03:00 PM
n-Butylbenzene	ND	28		µg/Kg-dry	1	4/16/02 5:03:00 PM
1,2-Dichlorobenzene	ND	28		µg/Kg-dry	1	4/16/02 5:03:00 PM
1,2-Dibromo-3-chloropropane	ND	140		µg/Kg-dry	1	4/16/02 5:03:00 PM
1,2,4-Trichlorobenzene	ND	28		µg/Kg-dry	1	4/16/02 5:03:00 PM
Hexachlorobutadiene	ND	55		µg/Kg-dry	1	4/16/02 5:03:00 PM
Naphthalene	ND	55		µg/Kg-dry	1	4/16/02 5:03:00 PM
1,2,3-Trichlorobenzene	ND	28		µg/Kg-dry	1	4/16/02 5:03:00 PM
Surr: Dibromofluoromethane	90.0	60-124		%REC	1	4/16/02 5:03:00 PM
Surr: 1,2-Dichloroethane-d4	90.1	55-128		%REC	1	4/16/02 5:03:00 PM
Surr: Toluene-d8	95.4	63-127		%REC	1	4/16/02 5:03:00 PM
Surr: 4-Bromofluorobenzene	85.7	58-125		%REC	1	4/16/02 5:03:00 PM

Qualifiers:

ND - Not Detected at the Reporting Limit
J - Analyte detected below quantitation limits
B - Analyte detected in the associated Method Blank
H - Method prescribed holding time exceeded
S - Spike Recovery outside accepted recovery limits
R - RPD outside accepted recovery limits
E - Value above quantitation range
- See Case Narrative
RL - Reporting Limit; defined as the lowest concentration the laboratory can accurately quantitate.

AMRO Environmental Laboratories Corp.

Date: *22-Apr-02*

CLIENT:	STV Incorporated	**Client Sample ID:**	TE-MW-2-28
Lab Order:	0204134		
Project:	07-10730 Yard A	**Collection Date:**	4/10/02
Lab ID:	0204134-02A	**Matrix:**	SOIL

Analyses	Result	RL	Qual	Units	DF	Date Analyzed
SEMIVOLATILE ORGANICS		**SW8270C**				Analyst: KD
Phenol	ND	310		µg/Kg-dry	1	4/18/02 3:03:00 PM
Bis(2-chloroethyl)ether	ND	310		µg/Kg-dry	1	4/18/02 3:03:00 PM
2-Chlorophenol	ND	310		µg/Kg-dry	1	4/18/02 3:03:00 PM
1,3-Dichlorobenzene	ND	310		µg/Kg-dry	1	4/18/02 3:03:00 PM
1,4-Dichlorobenzene	ND	310		µg/Kg-dry	1	4/18/02 3:03:00 PM
Benzyl alcohol	ND	620		µg/Kg-dry	1	4/18/02 3:03:00 PM
2-Methylphenol	ND	310		µg/Kg-dry	1	4/18/02 3:03:00 PM
1,2-Dichlorobenzene	ND	310		µg/Kg-dry	1	4/18/02 3:03:00 PM
Bis(2-chloroisopropyl)ether	ND	310		µg/Kg-dry	1	4/18/02 3:03:00 PM
4-Methylphenol	ND	310		µg/Kg-dry	1	4/18/02 3:03:00 PM
N-Nitrosodi-n-propylamine	ND	310		µg/Kg-dry	1	4/18/02 3:03:00 PM
Hexachloroethane	ND	310		µg/Kg-dry	1	4/18/02 3:03:00 PM
Nitrobenzene	ND	310		µg/Kg-dry	1	4/18/02 3:03:00 PM
Isophorone	ND	310		µg/Kg-dry	1	4/18/02 3:03:00 PM
2,4-Dimethylphenol	ND	310		µg/Kg-dry	1	4/18/02 3:03:00 PM
Benzoic acid	ND	620		µg/Kg-dry	1	4/18/02 3:03:00 PM
2-Nitrophenol	ND	310		µg/Kg-dry	1	4/18/02 3:03:00 PM
Bis(2-chloroethoxy)methane	ND	310		µg/Kg-dry	1	4/18/02 3:03:00 PM
2,4-Dichlorophenol	ND	310		µg/Kg-dry	1	4/18/02 3:03:00 PM
1,2,4-Trichlorobenzene	ND	310		µg/Kg-dry	1	4/18/02 3:03:00 PM
Naphthalene	ND	310		µg/Kg-dry	1	4/18/02 3:03:00 PM
4-Chloroaniline	ND	310		µg/Kg-dry	1	4/18/02 3:03:00 PM
Hexachlorobutadiene	ND	310		µg/Kg-dry	1	4/18/02 3:03:00 PM
4-Chloro-3-methylphenol	ND	620		µg/Kg-dry	1	4/18/02 3:03:00 PM
2-Methylnaphthalene	ND	310		µg/Kg-dry	1	4/18/02 3:03:00 PM
Hexachlorocyclopentadiene	ND	310		µg/Kg-dry	1	4/18/02 3:03:00 PM
2,4,6-Trichlorophenol	ND	310		µg/Kg-dry	1	4/18/02 3:03:00 PM
2,4,5-Trichlorophenol	ND	310		µg/Kg-dry	1	4/18/02 3:03:00 PM
2-Chloronaphthalene	ND	310		µg/Kg-dry	1	4/18/02 3:03:00 PM
2-Nitroaniline	ND	620		µg/Kg-dry	1	4/18/02 3:03:00 PM
Dimethyl phthalate	ND	310		µg/Kg-dry	1	4/18/02 3:03:00 PM
2,6-Dinitrotoluene	ND	310		µg/Kg-dry	1	4/18/02 3:03:00 PM
Acenaphthylene	ND	310		µg/Kg-dry	1	4/18/02 3:03:00 PM
3-Nitroaniline	ND	620		µg/Kg-dry	1	4/18/02 3:03:00 PM
4-Nitrophenol	ND	620		µg/Kg-dry	1	4/18/02 3:03:00 PM
2,4-Dinitrophenol	ND	620		µg/Kg-dry	1	4/18/02 3:03:00 PM
Acenaphthene	ND	310		µg/Kg-dry	1	4/18/02 3:03:00 PM
2,4-Dinitrotoluene	ND	310		µg/Kg-dry	1	4/18/02 3:03:00 PM

Qualifiers:

ND - Not Detected at the Reporting Limit
J - Analyte detected below quantitation limits
B - Analyte detected in the associated Method Blank
H - Method prescribed holding time exceeded
S - Spike Recovery outside accepted recovery limits
R - RPD outside accepted recovery limits
E - Value above quantitation range
- See Case Narrative
RL - Reporting Limit; defined as the lowest concentration the laboratory can accurately quantitate.

AMRO Environmental Laboratories Corp.

Date: *22-Apr-02*

CLIENT:	STV Incorporated	**Client Sample ID:**	TE-MW-2-28
Lab Order:	0204134		
Project:	07-10730 Yard A	**Collection Date:**	4/10/02
Lab ID:	0204134-02A	**Matrix:**	SOIL

Analyses	Result	RL	Qual	Units	DF	Date Analyzed
Dibenzofuran	ND	310		µg/Kg-dry	1	4/18/02 3:03:00 PM
Diethyl phthalate	ND	310		µg/Kg-dry	1	4/18/02 3:03:00 PM
4-Chlorophenyl phenyl ether	ND	310		µg/Kg-dry	1	4/18/02 3:03:00 PM
Fluorene	ND	310		µg/Kg-dry	1	4/18/02 3:03:00 PM
4-Nitroaniline	ND	620		µg/Kg-dry	1	4/18/02 3:03:00 PM
4,6-Dinitro-2-methylphenol	ND	620		µg/Kg-dry	1	4/18/02 3:03:00 PM
N-Nitrosodiphenylamine	ND	310		µg/Kg-dry	1	4/18/02 3:03:00 PM
1,2-Diphenylhydrazine (as Azobenzene)	ND	310		µg/Kg-dry	1	4/18/02 3:03:00 PM
4-Bromophenyl phenyl ether	ND	310		µg/Kg-dry	1	4/18/02 3:03:00 PM
Hexachlorobenzene	ND	310		µg/Kg-dry	1	4/18/02 3:03:00 PM
Pentachlorophenol	ND	620		µg/Kg-dry	1	4/18/02 3:03:00 PM
Phenanthrene	ND	310		µg/Kg-dry	1	4/18/02 3:03:00 PM
Anthracene	ND	310		µg/Kg-dry	1	4/18/02 3:03:00 PM
Carbazole	ND	310		µg/Kg-dry	1	4/18/02 3:03:00 PM
Di-n-butyl phthalate	ND	310		µg/Kg-dry	1	4/18/02 3:03:00 PM
Fluoranthene	ND	310		µg/Kg-dry	1	4/18/02 3:03:00 PM
Pyrene	ND	310		µg/Kg-dry	1	4/18/02 3:03:00 PM
Butyl benzyl phthalate	ND	310		µg/Kg-dry	1	4/18/02 3:03:00 PM
Bis(2-ethylhexyl)phthalate	ND	310		µg/Kg-dry	1	4/18/02 3:03:00 PM
3,3'-Dichlorobenzidine	ND	310		µg/Kg-dry	1	4/18/02 3:03:00 PM
Benz(a)anthracene	ND	310		µg/Kg-dry	1	4/18/02 3:03:00 PM
Chrysene	ND	310		µg/Kg-dry	1	4/18/02 3:03:00 PM
Di-n-octyl phthalate	ND	310		µg/Kg-dry	1	4/18/02 3:03:00 PM
Benzo(b)fluoranthene	ND	310		µg/Kg-dry	1	4/18/02 3:03:00 PM
Benzo(k)fluoranthene	ND	310		µg/Kg-dry	1	4/18/02 3:03:00 PM
Benzo(a)pyrene	ND	310		µg/Kg-dry	1	4/18/02 3:03:00 PM
Dibenz(a,h)anthracene	ND	310		µg/Kg-dry	1	4/18/02 3:03:00 PM
Indeno(1,2,3-cd)pyrene	ND	310		µg/Kg-dry	1	4/18/02 3:03:00 PM
Benzo(g,h,i)perylene	ND	310		µg/Kg-dry	1	4/18/02 3:03:00 PM
Surr: 2-Fluorophenol	70.3	28-93		%REC	1	4/18/02 3:03:00 PM
Surr: Phenol-d5	58.0	31-97		%REC	1	4/18/02 3:03:00 PM
Surr: Nitrobenzene-d5	57.3	32-95		%REC	1	4/18/02 3:03:00 PM
Surr: 2-Fluorobiphenyl	67.5	38-98		%REC	1	4/18/02 3:03:00 PM
Surr: 2,4,6-Tribromophenol	67.1	34-114		%REC	1	4/18/02 3:03:00 PM
Surr: 4-Terphenyl-d14	79.0	41-108		%REC	1	4/18/02 3:03:00 PM

Qualifiers:

ND - Not Detected at the Reporting Limit
J - Analyte detected below quantitation limits
B - Analyte detected in the associated Method Blank
H - Method prescribed holding time exceeded
S - Spike Recovery outside accepted recovery limits
R - RPD outside accepted recovery limits
E - Value above quantitation range
- See Case Narrative
RL - Reporting Limit; defined as the lowest concentration the laboratory can accurately quantitate.

AMRO Environmental Laboratories Corp.

22-Apr-02

Lab Order: 0204134
Client: STV Incorporated
Project: 07-10730 Yard A

DATES REPORT

Sample ID	Client Sample ID	Collection Date	Matrix	Test Name	TCLP Date	Prep Date	Analysis Date
0204134-01A	TE-MW-2-28	4/10/02	Soil	Percent Moisture			4/15/02
				VOLATILES by GC/MS, Bulk Soil		4/10/02	4/16/02
0204134-02A				Percent Moisture			4/12/02
				SEMIVOLATILE ORGANICS, Soil/Solids		4/17/02	4/18/02

AMRO Environmental Laboratories Corporation

SAMPLE RECEIPT CHECKLIST

111 Herrick Street
Merrimack, NH 03054
(603) 424-2022

Client: STU
Project Name: 07-10730 YARD A
Ship via: (circle one) Fed Ex, UPS, AMRO Courier, Hand Del., Other Courier, Other:

AMRO ID: 0204134
Date Rec.: 4-12-02
Date Due: 4-24-02

Items to be Checked Upon Receipt	Yes	No	NA	Comments
1. Army Samples received in individual plastic bags?			✓	
2. Custody Seals present?			✓	
3. Custody Seals Intact?			✓	
4. Air Bill included in folder if received?	✓			
5. Is COC included with samples?	✓			
6. Is COC signed and dated by client?	✓			
7. Laboratory receipt temperature. TEMP = 30				
Samples rec. with ice ✓ ice packs___ neither___				
8. Were samples received the same day they were sampled?		✓		
Is client temperature 4°C ± 2°C?				
If no obtain authorization from the client for the analyses.				
Client authorization from: Date: Obtained by:				
9. Is the COC filled out correctly and completely?	✓			
10. Does the info on the COC match the samples?	✓			
11. Were samples rec. within holding time?	✓			
12. Were all samples properly labeled?	✓			
13. Were all samples properly preserved?	✓			
14. Were proper sample containers used?	✓			
15. Were all samples received intact? (none broken or leaking)	✓			
16. Were VOA vials rec. with no air bubbles?			✓	
17. Were the sample volumes sufficient for requested analysis?	✓			
18. Were all samples received?	✓			
19. VPH and VOA Soils only:	✓			
Sampling Method VPH (circle one): M=Methanol, E=EnCore (air-tight container)				
Sampling Method VOA (circle one): M=Methanol, SB=Sodium Bisulfate, E=EnCore, B=Bulk				
If M or SB:				
Does preservative cover the soil?			✓	
If NO then client must be faxed.				
Does preservation level come close to the fill line on the vial?			✓	
If NO then client must be faxed.				
Were vials provided by AMRO?			✓	
If NO then weights MUST be obtained from client				
Was dry weight aliquot provided?			✓	
If NO then fax client and inform the VOA lab ASAP.				
20. Subcontracted Samples:			✓	
What samples sent:				
Where sent:				
Date:				
Analysis:				
TAT:				
21. Information entered into:				
Internal Tracking Log?	✓			
Dry Weight Log?	✓			
Client Log?			✓	
Composite Log?			✓	
Filtration Log?			✓	

Received By: MG Date: 4-12-02 Logged in By: MG Date: 04-12-02
Labeled By: MG 04-12-02 Date: 04-12-02 Checked By: MG Date: 4-16-02

NA= Not Applicable

qc/qcmemos/forms/samplerec Rev.18 06/00

AMRO Environmental Laboratories Corporation
111 Herrick Street
Merrimack, NH 03054

CHAIN-OF-CUSTODY RECORD

39911

Office: (603) 424-2022
Fax: (603) 429-8496

Project No.: 07-107300	Project Name: Yuma A	Project Manager: Jeff Butler	Samplers (Signature): Ramo Kubas	AMRO Project No.: 020413X
	Project State: New York			

Sample ID	Date/Time Sampled	Matrix (A= Air, S= Soil, GW= Ground W., WW= Waste W., DW= Drinking W., O= Oil, Other= Specify)	Total # of Cont. & Size	TCL VOCs	TCL SVOCs	Remarks
TE-MW-2-28	4/10/02 11:00	S	1x2oz	X		
TE-MW-2-28	4/10/02 11:00	S	1x4oz		X	

Preservative: Cl-HCl, MeOH, N-HN03, S-H2SO4, Na-NaOH, O- Other
Container Type: P- Plastic, G-Glass, V-Vial, T- Teflon, O-Other — G G

Please print clearly, legibly and completely. Samples can not be logged in and the turnaround time clock will not start until any ambiguities are resolved.

FAX No.:

NOTES: Preservatives, Special reporting limits, Known Contamination, etc;

Send Results To: Jeff Butler
STU Inc
205 Park Ave South
New York, NY 10003

Seal Intact? Yes No N/A

GW-1 ___ GW-2 ___ GW-3 ___

MCP Level Needed: ___

P.O. No:

Results Needed By:

PRIORITY TURNAROUND TIME AUTHORIZATION
Before submitting samples for expedited TAT, you must have requested in advance and received a coded TAT AUTHORIZATION NUMBER
AUTHORIZATION No. ___ BY: ___

Relinquished By	Date/ Time	Received By	Date/Time
Ramo Kubas	4/10/02 11:00	[signature] 830 4-12-02	

SHEET 1 OF 1

Yellow: Accompanies Report Pink: Cli[illegible]opy

STATE OF NEW YORK
DEPARTMENT OF HEALTH

Wadsworth Center The Governor Nelson A. Rockefeller Empire State Plaza P.O. Box 509 Albany, New York 12201-0509

Antonia C. Novello, M.D., M.P.H., Dr. P.H.
Commissioner

Dennis P. Whalen
Executive Deputy Commissioner

February 28, 2002

Dear Laboratory Director:

Please note that although your ELAP Certificate of Approval expires on 12:01 AM April 1, 2002, it is still valid until June 15, 2002, as per ELAP Certification Manual, No. 140, Page 13 of 42, dated 12/6/95, Part 55-2.4e NYCRR. "...during any extension or grace period permitted by this Subpart, a laboratory approval shall remain in force beyond the expiration date of the certificate of approval, unless such approval is specifiqally terminated or suspended in writing."

Further verification of your laboratory's approved ELAP status is available by calling the Program Office at (518) 485-5570.

Sincerely,

Linda L. Madlin

Linda L. Madlin
Administrative Assistant
Environmental Laboratory
Approval Program

LLM:mes

NYSDOH - WADSWORTH CENTER - ELAP - PO BOX 509 - ALBANY NY 12201-0509

NEW YORK STATE DEPARTMENT OF HEALTH
WADSWORTH CENTER
Antonia C. Novello, M.D., M.P.H., Dr.P.H. Commissioner

Expires 12:01 AM April 01, 2002
Issued September 17, 2001
Revised January 14, 2002

CERTIFICATE OF APPROVAL FOR LABORATORY SERVICE

Issued in accordance with and pursuant to section 502 Public Health Law of New York State

MS. NANCY STEWART
AMRO ENVIRONMENTAL LAB CORP
111 HERRICK STREET
MERRIMACK NH 03054 USA

NY Lab Id No: 11278
EPA Lab Code: NH00012

is hereby APPROVED as an Environmental Laboratory in conformance with the National Environmental Laboratory Accreditation Conference Standards for the category ENVIRONMENTAL ANALYSES SOLID AND HAZARDOUS WASTE
All approved analytes are listed below:

Acrolein and Acrylonitrile	
Acrolein	SW-846 8260B
Acrylonitrile	SW-846 8260B
Characteristic Testing	
Ignitability	SW846 1010
Reactivity	SW846 Ch7, Sec. 7.3
TCLP	FED REG 1311
Chlorinated Hydrocarbon Pesticides	
4,4 -DDE	SW-846 8081A
4,4 -DDT	SW-846 8081A
4,4-DDD	SW-846 8081A
Aldrin	SW-846 8081A
alpha-BHC	SW-846 8081A
beta-BHC	SW-846 8081A
Chlordane Total	SW-846 8081A
delta-BHC	SW-846 8081A
Dieldrin	SW-846 8081A
Endosulfan I	SW-846 8081A
Endosulfan II	SW-846 8081A
Endosulfan sulfate	SW-846 8081A
Endrin	SW-846 8081A
Endrin aldehyde	SW-846 8081A
Heptachlor	SW-846 8081A
Heptachlor epoxide	SW-846 8081A

Chlorinated Hydrocarbon Pesticides	
Lindane	SW-846 8081A
Methoxychlor	SW-846 8081A
Chlorinated Hydrocarbons	
1,2,4-Trichlorobenzene	SW-846 8270C
2-Chloronaphthalene	SW-846 8270C
Hexachlorobenzene	SW-846 8270C
Hexachlorobutadiene	SW-846 8270C
Hexachlorocyclopentadiene	SW-846 8270C
Hexachloroethane	SW-846 8270C
Haloethers	
Bis (2-chloroisopropyl) ether	SW-846 8270C
Bis(2-chloroethoxy)methane	SW-846 8270C
Metals I	
Barium, Total	SW-846 6010B
Cadmium, Total	SW-846 6010B
Chromium, Total	SW-846 6010B
Lead, Total	SW-846 6010B
Nickel, Total	SW-846 6010B
Silver, Total	SW-846 6010B
Metals II	
Antimony, Total	SW-846 6010B
Arsenic, Total	SW-846 6010B

Serial No.: 14514

Property of the New York State Department of Health. Valid only at the address shown. Must be conspicuously posted. Valid certificates have a raised seal and may be verified by calling (518)485-5570.

DOH-3317 (3/97)

NEW YORK STATE DEPARTMENT OF HEALTH
WADSWORTH CENTER
Antonia C. Novello, M.D., M.P.H., Dr.P.H. Commissioner

Expires 12:01 AM April 01, 2002
Issued September 17, 2001
Revised January 14, 2002

CERTIFICATE OF APPROVAL FOR LABORATORY SERVICE

Issued in accordance with and pursuant to section 502 Public Health Law of New York State

MS. NANCY STEWART
AMRO ENVIRONMENTAL LAB CORP
111 HERRICK STREET
MERRIMACK NH 03054 USA

NY Lab Id No: 11278
EPA Lab Code: NH00012

is hereby APPROVED as an Environmental Laboratory in conformance with the National Environmental Laboratory Accreditation Conference Standards for the category ENVIRONMENTAL ANALYSES SOLID AND HAZARDOUS WASTE
All approved analytes are listed below:

Metals II

Selenium, Total	SW-846 6010B

Miscellaneous

Hydrogen Ion (pH)	SW-846 9040B
	SW-846 9045C
Lead in Paint	SM18 3120B

Nitroaromatics and Isophorone

2,4-Dinitrotoluene	SW-846 8270C
2,6-Dinitrotoluene	SW-846 8270C
Isophorone	CLP 95-2
	SW-846 8270C
Nitrobenzene	SW-846 8270C

Phthalate Esters

Benzyl butyl phthalate	SW-846 8270C
Bis(2-ethylhexyl) phthalate	SW-846 8270C
Diethyl phthalate	SW-846 8270C
Dimethyl phthalate	SW-846 8270C
Di-n-butyl phthalate	SW-846 8270C
Di-n-octyl phthalate	SW-846 8270C

Polychlorinated Biphenyls

PCB-1016	SW-846 8082
PCB-1221	SW-846 8082
PCB-1232	SW-846 8082

Polychlorinated Biphenyls

PCB-1242	SW-846 8082
PCB-1248	SW-846 8082
PCB-1254	SW-846 8082
PCB-1260	SW-846 8082

Polynuclear Aromatic Hydrocarbons

Acenaphthene	SW-846 8270C
Acenaphthylene	SW-846 8270C
Benzo(a)anthracene	SW-846 8270C
Benzo(a)pyrene	SW-846 8270C
Benzo(b)fluoranthene	SW-846 8270C
Benzo(ghi)perylene	SW-846 8270C
Chrysene	SW-846 8270C
Dibenzo(a,h)anthracene	SW-846 8270C
Fluoranthene	SW-846 8270C
Fluorene	SW-846 8270C
Indeno(1,2,3-cd)pyrene	SW-846 8270C
Naphthalene	SW-846 8270C
Phenanthrene	SW-846 8270C
Pyrene	SW-846 8270C

Priority Pollutant Phenols

2,4,6-Trichlorophenol	SW-846 8270C
2,4-Dichlorophenol	SW-846 8270C
2,4-Dimethylphenol	SW-846 8270C

Serial No.: 14514

Property of the New York State Department of Health. Valid only at the address shown. Must be conspicuously posted. Valid certificates have a raised seal and may be verified by calling (518)485-5570.

DOH-3317 (3/97)

NEW YORK STATE DEPARTMENT OF HEALTH
WADSWORTH CENTER
Antonia C. Novello, M.D., M.P.H., Dr.P.H. Commissioner

Expires 12:01 AM April 01, 2002
Issued September 17, 2001
Revised January 14, 2002

CERTIFICATE OF APPROVAL FOR LABORATORY SERVICE

Issued in accordance with and pursuant to section 502 Public Health Law of New York State

MS. NANCY STEWART
AMRO ENVIRONMENTAL LAB CORP
111 HERRICK STREET
MERRIMACK NH 03054 USA

NY Lab Id No: 11278
EPA Lab Code: NH00012

is hereby APPROVED as an Environmental Laboratory in conformance with the National Environmental Laboratory Accreditation Conference Standards for the category ENVIRONMENTAL ANALYSES SOLID AND HAZARDOUS WASTE All approved analytes are listed below:

Priority Pollutant Phenols

2,4-Dinitrophenol	SW-846 8270C
2-Chlorophenol	SW-846 8270C
2-Methyl-4,6-dinitrophenol	SW-846 8270C
2-Nitrophenol	SW-846 8270C
4-Chloro-3-methylphenol	SW-846 8270C
4-Nitrophenol	SW-846 8270C
Pentachlorophenol	SW-846 8270C
Phenol	SW-846 8270C

Purgeable Aromatics

1,2-Dichlorobenzene	SW-846 8260B
1,3-Dichlorobenzene	SW-846 8260B
1,4-Dichlorobenzene	SW-846 8260B
Benzene	SW-846 8260B
Chlorobenzene	SW-846 8260B
Ethyl benzene	SW-846 8260B
Toluene	SW-846 8260B
Total Xylenes	SW-846 8260B

Purgeable Halocarbons

1,1,1-Trichloroethane	SW-846 8260B
1,1,2,2-Tetrachloroethane	SW-846 8260B
1,1,2-Trichloroethane	SW-846 8260B
1,1-Dichloroethane	SW-846 8260B
1,1-Dichloroethene	SW-846 8260B

Purgeable Halocarbons

1,2-Dichloroethane	SW-846 8260B
1,2-Dichloropropane	SW-846 8260B
2-Chloroethylvinyl ether	SW-846 8260B
Bromodichloromethane	SW-846 8260B
Bromoform	SW-846 8260B
Bromomethane	SW-846 8260B
Carbon tetrachloride	SW-846 8260B
Chloroethane	SW-846 8260B
Chloroform	SW-846 8260B
Chloromethane	SW-846 8260B
Dibromochloromethane	SW-846 8260B
Dichlorodifluoromethane	SW-846 8260B
Methylene chloride	SW-846 8260B
Tetrachloroethene	SW-846 8260B
Trichloroethene	SW-846 8260B
Trichlorofluoromethane	SW-846 8260B
Vinyl chloride	SW-846 8260B

Serial No.: 14514

Property of the New York State Department of Health. Valid only at the address shown. Must be conspicuously posted. Valid certificates have a raised seal and may be verified by calling (518)485-5570.

DOH-3317 (3/97)

AMRO Environmental Laboratories Corporation

111 Herrick Street, Merrimack, NH 03054
TEL: (603) 424-2022 · FAX: (603) 429-8496

April 23, 2002

Jeff Butler
STV Incorporated
469 7th Avenue
14th Floor
New York, NY 10018
TEL: (212) 904-1702
FAX: (212) 777-8492

RE: 0710730 ESA

Workorder No.: 0204157

Dear Jeff Butler:
AMRO Environmental Laboratories Corp. received 4 samples on 4/13/02 for the analyses presented in the following report.

AMRO operates a Quality Assurance Program which meets or exceeds National Environmental Laboratory Accreditation Conference (NELAC), state, and EPA requirements. A copy of the appropriate state and/or NELAC Certificate is attached.

The enclosed Sample Receipt Checklist details the condition of your sample(s) upon receipt. Please be advised that any unused sample volume and sample extracts will be stored for a period of 60 days from sample receipt date (90 days for samples from New York). After this time, AMRO will properly dispose of the remaining sample(s). If you require further analysis, or need the samples held for a longer period, please contact us immediately.

This report consists of a total of 18 pages. This letter is an integral part of your data report. All results in this project relate only to the sample(s) as received by the laboratory and documented in the Chain-of-Custody. This report shall not be reproduced except in full, without the written approval of the laboratory. If you have any questions regarding this project in the future, please refer to the Workorder Number above.

Sincerely,

Nancy Stewart
Vice President/LabDirector

AMRO Environmental Laboratories Corp.

Date: *23-Apr-02*

CLIENT: STV Incorporated
Project: 0710730 ESA
Lab Order: 0204157
Date Received: 4/13/02

Work Order Sample Summary

Lab Sample ID	Client Sample ID	Collection Date
0204157-01A	TE-MW-2-26 (30')	4/12/02
0204157-02A	TE-MW-2-26 (28-30')	4/12/02
0204157-03A	TE-MW-2-26 (50')	4/12/02
0204157-04A	TE-MW-2-26 (50-52')	4/12/02

AMRO Environmental Laboratories Corp.

Date: *23-Apr-02*

CLIENT: STV Incorporated **Lab Order:** 0204157
Project: 0710730 ESA

Lab ID: 0204157-01 **Collection Date:** 4/12/02
Client Sample ID: TE-MW-2-26 (30') **Matrix:** SOIL

Analyses	Result	Limit	Qual	Units	DF	Date Analyzed
PERCENT MOISTURE		D2216				Analyst: SL
Percent Moisture	22.8	0		wt%	1	4/17/02

Lab ID: 0204157-02 **Collection Date:** 4/12/02
Client Sample ID: TE-MW-2-26 (28-30') **Matrix:** SOIL

Analyses	Result	Limit	Qual	Units	DF	Date Analyzed
PERCENT MOISTURE		D2216				Analyst: SL
Percent Moisture	15.2	0		wt%	1	4/17/02

Lab ID: 0204157-03 **Collection Date:** 4/12/02
Client Sample ID: TE-MW-2-26 (50') **Matrix:** SOIL

Analyses	Result	Limit	Qual	Units	DF	Date Analyzed
PERCENT MOISTURE		D2216				Analyst: SL
Percent Moisture	14.0	0		wt%	1	4/17/02

Lab ID: 0204157-04 **Collection Date:** 4/12/02
Client Sample ID: TE-MW-2-26 (50-52') **Matrix:** SOIL

Analyses	Result	Limit	Qual	Units	DF	Date Analyzed
PERCENT MOISTURE		D2216				Analyst: SL
Percent Moisture	15.1	0		wt%	1	4/17/02

Qualifiers:
ND - Not Detected at the Reporting Limit
J - Analyte detected below quantitation limits
B - Analyte detected in the associated Method Blank
* - Value exceeds Maximum Contaminant Level
S - Spike Recovery outside accepted recovery limits
R - RPD outside accepted recovery limits
E - Value above quantitation range

AMRO Environmental Laboratories Corp.

Date: *23-Apr-02*

CLIENT:	STV Incorporated	**Client Sample ID:**	TE-MW-2-26 (30')
Lab Order:	0204157		
Project:	0710730 ESA	**Collection Date:**	4/12/02
Lab ID:	0204157-01A	**Matrix:**	SOIL

Analyses	Result	RL	Qual	Units	DF	Date Analyzed
VOLATILES BY GC/MS		**SW8260B**				Analyst: SK
Dichlorodifluoromethane	ND	60		µg/Kg-dry	1	4/19/02 2:00:00 PM
Chloromethane	ND	60		µg/Kg-dry	1	4/19/02 2:00:00 PM
Vinyl chloride	ND	30		µg/Kg-dry	1	4/19/02 2:00:00 PM
Chloroethane	ND	60		µg/Kg-dry	1	4/19/02 2:00:00 PM
Bromomethane	ND	60		µg/Kg-dry	1	4/19/02 2:00:00 PM
Trichlorofluoromethane	ND	60		µg/Kg-dry	1	4/19/02 2:00:00 PM
Acetone	ND	300		µg/Kg-dry	1	4/19/02 2:00:00 PM
1,1-Dichloroethene	ND	30		µg/Kg-dry	1	4/19/02 2:00:00 PM
Carbon disulfide	ND	60		µg/Kg-dry	1	4/19/02 2:00:00 PM
Methylene chloride	ND	60		µg/Kg-dry	1	4/19/02 2:00:00 PM
Methyl tert-butyl ether	ND	30		µg/Kg-dry	1	4/19/02 2:00:00 PM
trans-1,2-Dichloroethene	ND	30		µg/Kg-dry	1	4/19/02 2:00:00 PM
1,1-Dichloroethane	ND	30		µg/Kg-dry	1	4/19/02 2:00:00 PM
2-Butanone	ND	300		µg/Kg-dry	1	4/19/02 2:00:00 PM
2,2-Dichloropropane	ND	30		µg/Kg-dry	1	4/19/02 2:00:00 PM
cis-1,2-Dichloroethene	ND	30		µg/Kg-dry	1	4/19/02 2:00:00 PM
Chloroform	ND	30		µg/Kg-dry	1	4/19/02 2:00:00 PM
Bromochloromethane	ND	30		µg/Kg-dry	1	4/19/02 2:00:00 PM
1,1,1-Trichloroethane	ND	30		µg/Kg-dry	1	4/19/02 2:00:00 PM
1,1-Dichloropropene	ND	30		µg/Kg-dry	1	4/19/02 2:00:00 PM
Carbon tetrachloride	ND	30		µg/Kg-dry	1	4/19/02 2:00:00 PM
1,2-Dichloroethane	ND	30		µg/Kg-dry	1	4/19/02 2:00:00 PM
Benzene	ND	30		µg/Kg-dry	1	4/19/02 2:00:00 PM
Trichloroethene	ND	30		µg/Kg-dry	1	4/19/02 2:00:00 PM
1,2-Dichloropropane	ND	30		µg/Kg-dry	1	4/19/02 2:00:00 PM
Bromodichloromethane	ND	30		µg/Kg-dry	1	4/19/02 2:00:00 PM
Dibromomethane	ND	30		µg/Kg-dry	1	4/19/02 2:00:00 PM
4-Methyl-2-pentanone	ND	300		µg/Kg-dry	1	4/19/02 2:00:00 PM
cis-1,3-Dichloropropene	ND	30		µg/Kg-dry	1	4/19/02 2:00:00 PM
Toluene	ND	30		µg/Kg-dry	1	4/19/02 2:00:00 PM
trans-1,3-Dichloropropene	ND	30		µg/Kg-dry	1	4/19/02 2:00:00 PM
1,1,2-Trichloroethane	ND	30		µg/Kg-dry	1	4/19/02 2:00:00 PM
1,2-Dibromoethane	ND	30		µg/Kg-dry	1	4/19/02 2:00:00 PM
2-Hexanone	ND	300		µg/Kg-dry	1	4/19/02 2:00:00 PM
1,3-Dichloropropane	ND	30		µg/Kg-dry	1	4/19/02 2:00:00 PM
Tetrachloroethene	ND	30		µg/Kg-dry	1	4/19/02 2:00:00 PM
Dibromochloromethane	ND	30		µg/Kg-dry	1	4/19/02 2:00:00 PM
Chlorobenzene	ND	30		µg/Kg-dry	1	4/19/02 2:00:00 PM

Qualifiers:

ND - Not Detected at the Reporting Limit
J - Analyte detected below quantitation limits
B - Analyte detected in the associated Method Blank
H - Method prescribed holding time exceeded
S - Spike Recovery outside accepted recovery limits
R - RPD outside accepted recovery limits
E - Value above quantitation range
- See Case Narrative
RL - Reporting Limit; defined as the lowest concentration the laboratory can accurately quantitate.

AMRO Environmental Laboratories Corp.

Date: *23-Apr-02*

CLIENT:	STV Incorporated	**Client Sample ID:**	TE-MW-2-26 (30')
Lab Order:	0204157		
Project:	0710730 ESA	**Collection Date:**	4/12/02
Lab ID:	0204157-01A	**Matrix:**	SOIL

Analyses	Result	RL	Qual	Units	DF	Date Analyzed
1,1,1,2-Tetrachloroethane	ND	30		µg/Kg-dry	1	4/19/02 2:00:00 PM
Ethylbenzene	ND	30		µg/Kg-dry	1	4/19/02 2:00:00 PM
m,p-Xylene	ND	30		µg/Kg-dry	1	4/19/02 2:00:00 PM
o-Xylene	ND	30		µg/Kg-dry	1	4/19/02 2:00:00 PM
Styrene	ND	30		µg/Kg-dry	1	4/19/02 2:00:00 PM
Bromoform	ND	60		µg/Kg-dry	1	4/19/02 2:00:00 PM
Isopropylbenzene	ND	30		µg/Kg-dry	1	4/19/02 2:00:00 PM
1,1,2,2-Tetrachloroethane	ND	30		µg/Kg-dry	1	4/19/02 2:00:00 PM
1,2,3-Trichloropropane	ND	30		µg/Kg-dry	1	4/19/02 2:00:00 PM
Bromobenzene	ND	30		µg/Kg-dry	1	4/19/02 2:00:00 PM
n-Propylbenzene	ND	30		µg/Kg-dry	1	4/19/02 2:00:00 PM
2-Chlorotoluene	ND	30		µg/Kg-dry	1	4/19/02 2:00:00 PM
4-Chlorotoluene	ND	30		µg/Kg-dry	1	4/19/02 2:00:00 PM
1,3,5-Trimethylbenzene	ND	30		µg/Kg-dry	1	4/19/02 2:00:00 PM
tert-Butylbenzene	ND	30		µg/Kg-dry	1	4/19/02 2:00:00 PM
1,2,4-Trimethylbenzene	ND	30		µg/Kg-dry	1	4/19/02 2:00:00 PM
sec-Butylbenzene	ND	30		µg/Kg-dry	1	4/19/02 2:00:00 PM
4-Isopropyltoluene	ND	30		µg/Kg-dry	1	4/19/02 2:00:00 PM
1,3-Dichlorobenzene	ND	30		µg/Kg-dry	1	4/19/02 2:00:00 PM
1,4-Dichlorobenzene	ND	30		µg/Kg-dry	1	4/19/02 2:00:00 PM
n-Butylbenzene	ND	30		µg/Kg-dry	1	4/19/02 2:00:00 PM
1,2-Dichlorobenzene	ND	30		µg/Kg-dry	1	4/19/02 2:00:00 PM
1,2-Dibromo-3-chloropropane	ND	150		µg/Kg-dry	1	4/19/02 2:00:00 PM
1,2,4-Trichlorobenzene	ND	30		µg/Kg-dry	1	4/19/02 2:00:00 PM
Hexachlorobutadiene	ND	60		µg/Kg-dry	1	4/19/02 2:00:00 PM
Naphthalene	ND	60		µg/Kg-dry	1	4/19/02 2:00:00 PM
1,2,3-Trichlorobenzene	ND	30		µg/Kg-dry	1	4/19/02 2:00:00 PM
Surr: Dibromofluoromethane	78.8	60-124		%REC	1	4/19/02 2:00:00 PM
Surr: 1,2-Dichloroethane-d4	85.9	55-128		%REC	1	4/19/02 2:00:00 PM
Surr: Toluene-d8	93.4	63-127		%REC	1	4/19/02 2:00:00 PM
Surr: 4-Bromofluorobenzene	82.3	58-125		%REC	1	4/19/02 2:00:00 PM

Qualifiers:

ND - Not Detected at the Reporting Limit

J - Analyte detected below quantitation limits

B - Analyte detected in the associated Method Blank

H - Method prescribed holding time exceeded

S - Spike Recovery outside accepted recovery limits

R - RPD outside accepted recovery limits

E - Value above quantitation range

- See Case Narrative

RL - Reporting Limit; defined as the lowest concentration the laboratory can accurately quantitate.

AMRO Environmental Laboratories Corp.

Date: *23-Apr-02*

CLIENT:	STV Incorporated	**Client Sample ID:**	TE-MW-2-26 (50')
Lab Order:	0204157		
Project:	0710730 ESA	**Collection Date:**	4/12/02
Lab ID:	0204157-03A	**Matrix:**	SOIL

Analyses	Result	RL	Qual	Units	DF	Date Analyzed
VOLATILES BY GC/MS		**SW8260B**				Analyst: SK
Dichlorodifluoromethane	ND	56		µg/Kg-dry	1	4/19/02 2:40:00 PM
Chloromethane	ND	56		µg/Kg-dry	1	4/19/02 2:40:00 PM
Vinyl chloride	ND	28		µg/Kg-dry	1	4/19/02 2:40:00 PM
Chloroethane	ND	56		µg/Kg-dry	1	4/19/02 2:40:00 PM
Bromomethane	ND	56		µg/Kg-dry	1	4/19/02 2:40:00 PM
Trichlorofluoromethane	ND	56		µg/Kg-dry	1	4/19/02 2:40:00 PM
Acetone	ND	280		µg/Kg-dry	1	4/19/02 2:40:00 PM
1,1-Dichloroethene	ND	28		µg/Kg-dry	1	4/19/02 2:40:00 PM
Carbon disulfide	ND	56		µg/Kg-dry	1	4/19/02 2:40:00 PM
Methylene chloride	ND	56		µg/Kg-dry	1	4/19/02 2:40:00 PM
Methyl tert-butyl ether	ND	28		µg/Kg-dry	1	4/19/02 2:40:00 PM
trans-1,2-Dichloroethene	ND	28		µg/Kg-dry	1	4/19/02 2:40:00 PM
1,1-Dichloroethane	ND	28		µg/Kg-dry	1	4/19/02 2:40:00 PM
2-Butanone	ND	280		µg/Kg-dry	1	4/19/02 2:40:00 PM
2,2-Dichloropropane	ND	28		µg/Kg-dry	1	4/19/02 2:40:00 PM
cis-1,2-Dichloroethene	ND	28		µg/Kg-dry	1	4/19/02 2:40:00 PM
Chloroform	ND	28		µg/Kg-dry	1	4/19/02 2:40:00 PM
Bromochloromethane	ND	28		µg/Kg-dry	1	4/19/02 2:40:00 PM
1,1,1-Trichloroethane	ND	28		µg/Kg-dry	1	4/19/02 2:40:00 PM
1,1-Dichloropropene	ND	28		µg/Kg-dry	1	4/19/02 2:40:00 PM
Carbon tetrachloride	ND	28		µg/Kg-dry	1	4/19/02 2:40:00 PM
1,2-Dichloroethane	ND	28		µg/Kg-dry	1	4/19/02 2:40:00 PM
Benzene	ND	28		µg/Kg-dry	1	4/19/02 2:40:00 PM
Trichloroethene	ND	28		µg/Kg-dry	1	4/19/02 2:40:00 PM
1,2-Dichloropropane	ND	28		µg/Kg-dry	1	4/19/02 2:40:00 PM
Bromodichloromethane	ND	28		µg/Kg-dry	1	4/19/02 2:40:00 PM
Dibromomethane	ND	28		µg/Kg-dry	1	4/19/02 2:40:00 PM
4-Methyl-2-pentanone	ND	280		µg/Kg-dry	1	4/19/02 2:40:00 PM
cis-1,3-Dichloropropene	ND	28		µg/Kg-dry	1	4/19/02 2:40:00 PM
Toluene	ND	28		µg/Kg-dry	1	4/19/02 2:40:00 PM
trans-1,3-Dichloropropene	ND	28		µg/Kg-dry	1	4/19/02 2:40:00 PM
1,1,2-Trichloroethane	ND	28		µg/Kg-dry	1	4/19/02 2:40:00 PM
1,2-Dibromoethane	ND	28		µg/Kg-dry	1	4/19/02 2:40:00 PM
2-Hexanone	ND	280		µg/Kg-dry	1	4/19/02 2:40:00 PM
1,3-Dichloropropane	ND	28		µg/Kg-dry	1	4/19/02 2:40:00 PM
Tetrachloroethene	ND	28		µg/Kg-dry	1	4/19/02 2:40:00 PM
Dibromochloromethane	ND	28		µg/Kg-dry	1	4/19/02 2:40:00 PM
Chlorobenzene	ND	28		µg/Kg-dry	1	4/19/02 2:40:00 PM

Qualifiers:

ND - Not Detected at the Reporting Limit
J - Analyte detected below quantitation limits
B - Analyte detected in the associated Method Blank
H - Method prescribed holding time exceeded
S - Spike Recovery outside accepted recovery limits
R - RPD outside accepted recovery limits
E - Value above quantitation range
- See Case Narrative
RL - Reporting Limit; defined as the lowest concentration the laboratory can accurately quantitate.

AMRO Environmental Laboratories Corp.

Date: *23-Apr-02*

CLIENT:	STV Incorporated	**Client Sample ID:**	TE-MW-2-26 (50')
Lab Order:	0204157		
Project:	0710730 ESA	**Collection Date:**	4/12/02
Lab ID:	0204157-03A	**Matrix:**	SOIL

Analyses	Result	RL	Qual	Units	DF	Date Analyzed
1,1,1,2-Tetrachloroethane	ND	28		µg/Kg-dry	1	4/19/02 2:40:00 PM
Ethylbenzene	ND	28		µg/Kg-dry	1	4/19/02 2:40:00 PM
m,p-Xylene	ND	28		µg/Kg-dry	1	4/19/02 2:40:00 PM
o-Xylene	ND	28		µg/Kg-dry	1	4/19/02 2:40:00 PM
Styrene	ND	28		µg/Kg-dry	1	4/19/02 2:40:00 PM
Bromoform	ND	56		µg/Kg-dry	1	4/19/02 2:40:00 PM
Isopropylbenzene	ND	28		µg/Kg-dry	1	4/19/02 2:40:00 PM
1,1,2,2-Tetrachloroethane	ND	28		µg/Kg-dry	1	4/19/02 2:40:00 PM
1,2,3-Trichloropropane	ND	28		µg/Kg-dry	1	4/19/02 2:40:00 PM
Bromobenzene	ND	28		µg/Kg-dry	1	4/19/02 2:40:00 PM
n-Propylbenzene	ND	28		µg/Kg-dry	1	4/19/02 2:40:00 PM
2-Chlorotoluene	ND	28		µg/Kg-dry	1	4/19/02 2:40:00 PM
4-Chlorotoluene	ND	28		µg/Kg-dry	1	4/19/02 2:40:00 PM
1,3,5-Trimethylbenzene	ND	28		µg/Kg-dry	1	4/19/02 2:40:00 PM
tert-Butylbenzene	ND	28		µg/Kg-dry	1	4/19/02 2:40:00 PM
1,2,4-Trimethylbenzene	ND	28		µg/Kg-dry	1	4/19/02 2:40:00 PM
sec-Butylbenzene	ND	28		µg/Kg-dry	1	4/19/02 2:40:00 PM
4-Isopropyltoluene	ND	28		µg/Kg-dry	1	4/19/02 2:40:00 PM
1,3-Dichlorobenzene	ND	28		µg/Kg-dry	1	4/19/02 2:40:00 PM
1,4-Dichlorobenzene	ND	28		µg/Kg-dry	1	4/19/02 2:40:00 PM
n-Butylbenzene	ND	28		µg/Kg-dry	1	4/19/02 2:40:00 PM
1,2-Dichlorobenzene	ND	28		µg/Kg-dry	1	4/19/02 2:40:00 PM
1,2-Dibromo-3-chloropropane	ND	140		µg/Kg-dry	1	4/19/02 2:40:00 PM
1,2,4-Trichlorobenzene	ND	28		µg/Kg-dry	1	4/19/02 2:40:00 PM
Hexachlorobutadiene	ND	56		µg/Kg-dry	1	4/19/02 2:40:00 PM
Naphthalene	ND	56		µg/Kg-dry	1	4/19/02 2:40:00 PM
1,2,3-Trichlorobenzene	ND	28		µg/Kg-dry	1	4/19/02 2:40:00 PM
Surr: Dibromofluoromethane	84.9	60-124		%REC	1	4/19/02 2:40:00 PM
Surr: 1,2-Dichloroethane-d4	95.9	55-128		%REC	1	4/19/02 2:40:00 PM
Surr: Toluene-d8	97.6	63-127		%REC	1	4/19/02 2:40:00 PM
Surr: 4-Bromofluorobenzene	86.9	58-125		%REC	1	4/19/02 2:40:00 PM

Qualifiers:

ND - Not Detected at the Reporting Limit

J - Analyte detected below quantitation limits

B - Analyte detected in the associated Method Blank

H - Method prescribed holding time exceeded

S - Spike Recovery outside accepted recovery limits

R - RPD outside accepted recovery limits

E - Value above quantitation range

- See Case Narrative

RL - Reporting Limit; defined as the lowest concentration the laboratory can accurately quantitate.

AMRO Environmental Laboratories Corp.

Date: *23-Apr-02*

CLIENT:	STV Incorporated	**Client Sample ID:**	TE-MW-2-26 (28-30')
Lab Order:	0204157		
Project:	0710730 ESA	**Collection Date:**	4/12/02
Lab ID:	0204157-02A	**Matrix:**	SOIL

Analyses	Result	RL	Qual	Units	DF	Date Analyzed
SEMIVOLATILE ORGANICS		**SW8270C**				Analyst: KD
Phenol	ND	290		µg/Kg-dry	1	4/22/02 6:26:00 PM
Bis(2-chloroethyl)ether	ND	290		µg/Kg-dry	1	4/22/02 6:26:00 PM
2-Chlorophenol	ND	290		µg/Kg-dry	1	4/22/02 6:26:00 PM
1,3-Dichlorobenzene	ND	290		µg/Kg-dry	1	4/22/02 6:26:00 PM
1,4-Dichlorobenzene	ND	290		µg/Kg-dry	1	4/22/02 6:26:00 PM
Benzyl alcohol	ND	580		µg/Kg-dry	1	4/22/02 6:26:00 PM
2-Methylphenol	ND	290		µg/Kg-dry	1	4/22/02 6:26:00 PM
1,2-Dichlorobenzene	ND	290		µg/Kg-dry	1	4/22/02 6:26:00 PM
Bis(2-chloroisopropyl)ether	ND	290		µg/Kg-dry	1	4/22/02 6:26:00 PM
4-Methylphenol	ND	290		µg/Kg-dry	1	4/22/02 6:26:00 PM
N-Nitrosodi-n-propylamine	ND	290		µg/Kg-dry	1	4/22/02 6:26:00 PM
Hexachloroethane	ND	290		µg/Kg-dry	1	4/22/02 6:26:00 PM
Nitrobenzene	ND	290		µg/Kg-dry	1	4/22/02 6:26:00 PM
Isophorone	ND	290		µg/Kg-dry	1	4/22/02 6:26:00 PM
2,4-Dimethylphenol	ND	290		µg/Kg-dry	1	4/22/02 6:26:00 PM
Benzoic acid	ND	580		µg/Kg-dry	1	4/22/02 6:26:00 PM
2-Nitrophenol	ND	290		µg/Kg-dry	1	4/22/02 6:26:00 PM
Bis(2-chloroethoxy)methane	ND	290		µg/Kg-dry	1	4/22/02 6:26:00 PM
2,4-Dichlorophenol	ND	290		µg/Kg-dry	1	4/22/02 6:26:00 PM
1,2,4-Trichlorobenzene	ND	290		µg/Kg-dry	1	4/22/02 6:26:00 PM
Naphthalene	ND	290		µg/Kg-dry	1	4/22/02 6:26:00 PM
4-Chloroaniline	ND	290		µg/Kg-dry	1	4/22/02 6:26:00 PM
Hexachlorobutadiene	ND	290		µg/Kg-dry	1	4/22/02 6:26:00 PM
4-Chloro-3-methylphenol	ND	580		µg/Kg-dry	1	4/22/02 6:26:00 PM
2-Methylnaphthalene	ND	290		µg/Kg-dry	1	4/22/02 6:26:00 PM
Hexachlorocyclopentadiene	ND	290		µg/Kg-dry	1	4/22/02 6:26:00 PM
2,4,6-Trichlorophenol	ND	290		µg/Kg-dry	1	4/22/02 6:26:00 PM
2,4,5-Trichlorophenol	ND	290		µg/Kg-dry	1	4/22/02 6:26:00 PM
2-Chloronaphthalene	ND	290		µg/Kg-dry	1	4/22/02 6:26:00 PM
2-Nitroaniline	ND	580		µg/Kg-dry	1	4/22/02 6:26:00 PM
Dimethyl phthalate	ND	290		µg/Kg-dry	1	4/22/02 6:26:00 PM
2,6-Dinitrotoluene	ND	290		µg/Kg-dry	1	4/22/02 6:26:00 PM
Acenaphthylene	ND	290		µg/Kg-dry	1	4/22/02 6:26:00 PM
3-Nitroaniline	ND	580		µg/Kg-dry	1	4/22/02 6:26:00 PM
4-Nitrophenol	ND	580		µg/Kg-dry	1	4/22/02 6:26:00 PM
2,4-Dinitrophenol	ND	580		µg/Kg-dry	1	4/22/02 6:26:00 PM
Acenaphthene	ND	290		µg/Kg-dry	1	4/22/02 6:26:00 PM
2,4-Dinitrotoluene	ND	290		µg/Kg-dry	1	4/22/02 6:26:00 PM

Qualifiers:

ND - Not Detected at the Reporting Limit
J - Analyte detected below quantitation limits
B - Analyte detected in the associated Method Blank
H - Method prescribed holding time exceeded
S - Spike Recovery outside accepted recovery limits
R - RPD outside accepted recovery limits
E - Value above quantitation range
- See Case Narrative
RL - Reporting Limit; defined as the lowest concentration the laboratory can accurately quantitate.

AMRO Environmental Laboratories Corp.

Date: *23-Apr-02*

CLIENT:	STV Incorporated	**Client Sample ID:**	TE-MW-2-26 (28-30')
Lab Order:	0204157		
Project:	0710730 ESA	**Collection Date:**	4/12/02
Lab ID:	0204157-02A	**Matrix:**	SOIL

Analyses	Result	RL	Qual	Units	DF	Date Analyzed
Dibenzofuran	ND	290		µg/Kg-dry	1	4/22/02 6:26:00 PM
Diethyl phthalate	ND	290		µg/Kg-dry	1	4/22/02 6:26:00 PM
4-Chlorophenyl phenyl ether	ND	290		µg/Kg-dry	1	4/22/02 6:26:00 PM
Fluorene	ND	290		µg/Kg-dry	1	4/22/02 6:26:00 PM
4-Nitroaniline	ND	580		µg/Kg-dry	1	4/22/02 6:26:00 PM
4,6-Dinitro-2-methylphenol	ND	580		µg/Kg-dry	1	4/22/02 6:26:00 PM
N-Nitrosodiphenylamine	ND	290		µg/Kg-dry	1	4/22/02 6:26:00 PM
1,2-Diphenylhydrazine (as Azobenzene)	ND	290		µg/Kg-dry	1	4/22/02 6:26:00 PM
4-Bromophenyl phenyl ether	ND	290		µg/Kg-dry	1	4/22/02 6:26:00 PM
Hexachlorobenzene	ND	290		µg/Kg-dry	1	4/22/02 6:26:00 PM
Pentachlorophenol	ND	580		µg/Kg-dry	1	4/22/02 6:26:00 PM
Phenanthrene	ND	290		µg/Kg-dry	1	4/22/02 6:26:00 PM
Anthracene	ND	290		µg/Kg-dry	1	4/22/02 6:26:00 PM
Carbazole	ND	290		µg/Kg-dry	1	4/22/02 6:26:00 PM
Di-n-butyl phthalate	ND	290		µg/Kg-dry	1	4/22/02 6:26:00 PM
Fluoranthene	ND	290		µg/Kg-dry	1	4/22/02 6:26:00 PM
Pyrene	ND	290		µg/Kg-dry	1	4/22/02 6:26:00 PM
Butyl benzyl phthalate	ND	290		µg/Kg-dry	1	4/22/02 6:26:00 PM
Bis(2-ethylhexyl)phthalate	ND	290		µg/Kg-dry	1	4/22/02 6:26:00 PM
3,3'-Dichlorobenzidine	ND	290		µg/Kg-dry	1	4/22/02 6:26:00 PM
Benz(a)anthracene	ND	290		µg/Kg-dry	1	4/22/02 6:26:00 PM
Chrysene	ND	290		µg/Kg-dry	1	4/22/02 6:26:00 PM
Di-n-octyl phthalate	ND	290		µg/Kg-dry	1	4/22/02 6:26:00 PM
Benzo(b)fluoranthene	ND	290		µg/Kg-dry	1	4/22/02 6:26:00 PM
Benzo(k)fluoranthene	ND	290		µg/Kg-dry	1	4/22/02 6:26:00 PM
Benzo(a)pyrene	ND	290		µg/Kg-dry	1	4/22/02 6:26:00 PM
Dibenz(a,h)anthracene	ND	290		µg/Kg-dry	1	4/22/02 6:26:00 PM
Indeno(1,2,3-cd)pyrene	ND	290		µg/Kg-dry	1	4/22/02 6:26:00 PM
Benzo(g,h,i)perylene	ND	290		µg/Kg-dry	1	4/22/02 6:26:00 PM
Surr: 2-Fluorophenol	62.9	28-93		%REC	1	4/22/02 6:26:00 PM
Surr: Phenol-d5	62.1	31-97		%REC	1	4/22/02 6:26:00 PM
Surr: Nitrobenzene-d5	63.9	32-95		%REC	1	4/22/02 6:26:00 PM
Surr: 2-Fluorobiphenyl	65.1	38-98		%REC	1	4/22/02 6:26:00 PM
Surr: 2,4,6-Tribromophenol	68.2	34-114		%REC	1	4/22/02 6:26:00 PM
Surr: 4-Terphenyl-d14	65.4	41-108		%REC	1	4/22/02 6:26:00 PM

Qualifiers:

ND - Not Detected at the Reporting Limit
J - Analyte detected below quantitation limits
B - Analyte detected in the associated Method Blank
H - Method prescribed holding time exceeded
S - Spike Recovery outside accepted recovery limits
R - RPD outside accepted recovery limits
E - Value above quantitation range
- See Case Narrative
RL - Reporting Limit; defined as the lowest concentration the laboratory can accurately quantitate.

AMRO Environmental Laboratories Corp.

Date: *23-Apr-02*

CLIENT:	STV Incorporated	**Client Sample ID:**	TE-MW-2-26 (50-52')
Lab Order:	0204157		
Project:	0710730 ESA	**Collection Date:**	4/12/02
Lab ID:	0204157-04A	**Matrix:**	SOIL

Analyses	Result	RL	Qual	Units	DF	Date Analyzed
SEMIVOLATILE ORGANICS		**SW8270C**				Analyst: KD
Phenol	ND	280		µg/Kg-dry	1	4/22/02 6:53:00 PM
Bis(2-chloroethyl)ether	ND	280		µg/Kg-dry	1	4/22/02 6:53:00 PM
2-Chlorophenol	ND	280		µg/Kg-dry	1	4/22/02 6:53:00 PM
1,3-Dichlorobenzene	ND	280		µg/Kg-dry	1	4/22/02 6:53:00 PM
1,4-Dichlorobenzene	ND	280		µg/Kg-dry	1	4/22/02 6:53:00 PM
Benzyl alcohol	ND	570		µg/Kg-dry	1	4/22/02 6:53:00 PM
2-Methylphenol	ND	280		µg/Kg-dry	1	4/22/02 6:53:00 PM
1,2-Dichlorobenzene	ND	280		µg/Kg-dry	1	4/22/02 6:53:00 PM
Bis(2-chloroisopropyl)ether	ND	280		µg/Kg-dry	1	4/22/02 6:53:00 PM
4-Methylphenol	ND	280		µg/Kg-dry	1	4/22/02 6:53:00 PM
N-Nitrosodi-n-propylamine	ND	280		µg/Kg-dry	1	4/22/02 6:53:00 PM
Hexachloroethane	ND	280		µg/Kg-dry	1	4/22/02 6:53:00 PM
Nitrobenzene	ND	280		µg/Kg-dry	1	4/22/02 6:53:00 PM
Isophorone	ND	280		µg/Kg-dry	1	4/22/02 6:53:00 PM
2,4-Dimethylphenol	ND	280		µg/Kg-dry	1	4/22/02 6:53:00 PM
Benzoic acid	ND	570		µg/Kg-dry	1	4/22/02 6:53:00 PM
2-Nitrophenol	ND	280		µg/Kg-dry	1	4/22/02 6:53:00 PM
Bis(2-chloroethoxy)methane	ND	280		µg/Kg-dry	1	4/22/02 6:53:00 PM
2,4-Dichlorophenol	ND	280		µg/Kg-dry	1	4/22/02 6:53:00 PM
1,2,4-Trichlorobenzene	ND	280		µg/Kg-dry	1	4/22/02 6:53:00 PM
Naphthalene	ND	280		µg/Kg-dry	1	4/22/02 6:53:00 PM
4-Chloroaniline	ND	280		µg/Kg-dry	1	4/22/02 6:53:00 PM
Hexachlorobutadiene	ND	280		µg/Kg-dry	1	4/22/02 6:53:00 PM
4-Chloro-3-methylphenol	ND	570		µg/Kg-dry	1	4/22/02 6:53:00 PM
2-Methylnaphthalene	ND	280		µg/Kg-dry	1	4/22/02 6:53:00 PM
Hexachlorocyclopentadiene	ND	280		µg/Kg-dry	1	4/22/02 6:53:00 PM
2,4,6-Trichlorophenol	ND	280		µg/Kg-dry	1	4/22/02 6:53:00 PM
2,4,5-Trichlorophenol	ND	280		µg/Kg-dry	1	4/22/02 6:53:00 PM
2-Chloronaphthalene	ND	280		µg/Kg-dry	1	4/22/02 6:53:00 PM
2-Nitroaniline	ND	570		µg/Kg-dry	1	4/22/02 6:53:00 PM
Dimethyl phthalate	ND	280		µg/Kg-dry	1	4/22/02 6:53:00 PM
2,6-Dinitrotoluene	ND	280		µg/Kg-dry	1	4/22/02 6:53:00 PM
Acenaphthylene	ND	280		µg/Kg-dry	1	4/22/02 6:53:00 PM
3-Nitroaniline	ND	570		µg/Kg-dry	1	4/22/02 6:53:00 PM
4-Nitrophenol	ND	570		µg/Kg-dry	1	4/22/02 6:53:00 PM
2,4-Dinitrophenol	ND	570		µg/Kg-dry	1	4/22/02 6:53:00 PM
Acenaphthene	ND	280		µg/Kg-dry	1	4/22/02 6:53:00 PM
2,4-Dinitrotoluene	ND	280		µg/Kg-dry	1	4/22/02 6:53:00 PM

Qualifiers:

ND - Not Detected at the Reporting Limit

J - Analyte detected below quantitation limits

B - Analyte detected in the associated Method Blank

H - Method prescribed holding time exceeded

S - Spike Recovery outside accepted recovery limits

R - RPD outside accepted recovery limits

E - Value above quantitation range

- See Case Narrative

RL - Reporting Limit; defined as the lowest concentration the laboratory can accurately quantitate.

AMRO Environmental Laboratories Corp.

Date: *23-Apr-02*

CLIENT: STV Incorporated
Lab Order: 0204157
Project: 0710730 ESA
Lab ID: 0204157-04A

Client Sample ID: TE-MW-2-26 (50-52')
Collection Date: 4/12/02
Matrix: SOIL

Analyses	Result	RL	Qual	Units	DF	Date Analyzed
Dibenzofuran	ND	280		µg/Kg-dry	1	4/22/02 6:53:00 PM
Diethyl phthalate	ND	280		µg/Kg-dry	1	4/22/02 6:53:00 PM
4-Chlorophenyl phenyl ether	ND	280		µg/Kg-dry	1	4/22/02 6:53:00 PM
Fluorene	ND	280		µg/Kg-dry	1	4/22/02 6:53:00 PM
4-Nitroaniline	ND	570		µg/Kg-dry	1	4/22/02 6:53:00 PM
4,6-Dinitro-2-methylphenol	ND	570		µg/Kg-dry	1	4/22/02 6:53:00 PM
N-Nitrosodiphenylamine	ND	280		µg/Kg-dry	1	4/22/02 6:53:00 PM
1,2-Diphenylhydrazine (as Azobenzene)	ND	280		µg/Kg-dry	1	4/22/02 6:53:00 PM
4-Bromophenyl phenyl ether	ND	280		µg/Kg-dry	1	4/22/02 6:53:00 PM
Hexachlorobenzene	ND	280		µg/Kg-dry	1	4/22/02 6:53:00 PM
Pentachlorophenol	ND	570		µg/Kg-dry	1	4/22/02 6:53:00 PM
Phenanthrene	ND	280		µg/Kg-dry	1	4/22/02 6:53:00 PM
Anthracene	ND	280		µg/Kg-dry	1	4/22/02 6:53:00 PM
Carbazole	ND	280		µg/Kg-dry	1	4/22/02 6:53:00 PM
Di-n-butyl phthalate	ND	280		µg/Kg-dry	1	4/22/02 6:53:00 PM
Fluoranthene	ND	280		µg/Kg-dry	1	4/22/02 6:53:00 PM
Pyrene	ND	280		µg/Kg-dry	1	4/22/02 6:53:00 PM
Butyl benzyl phthalate	ND	280		µg/Kg-dry	1	4/22/02 6:53:00 PM
Bis(2-ethylhexyl)phthalate	ND	280		µg/Kg-dry	1	4/22/02 6:53:00 PM
3,3'-Dichlorobenzidine	ND	280		µg/Kg-dry	1	4/22/02 6:53:00 PM
Benz(a)anthracene	ND	280		µg/Kg-dry	1	4/22/02 6:53:00 PM
Chrysene	ND	280		µg/Kg-dry	1	4/22/02 6:53:00 PM
Di-n-octyl phthalate	ND	280		µg/Kg-dry	1	4/22/02 6:53:00 PM
Benzo(b)fluoranthene	ND	280		µg/Kg-dry	1	4/22/02 6:53:00 PM
Benzo(k)fluoranthene	ND	280		µg/Kg-dry	1	4/22/02 6:53:00 PM
Benzo(a)pyrene	ND	280		µg/Kg-dry	1	4/22/02 6:53:00 PM
Dibenz(a,h)anthracene	ND	280		µg/Kg-dry	1	4/22/02 6:53:00 PM
Indeno(1,2,3-cd)pyrene	ND	280		µg/Kg-dry	1	4/22/02 6:53:00 PM
Benzo(g,h,i)perylene	ND	280		µg/Kg-dry	1	4/22/02 6:53:00 PM
Surr: 2-Fluorophenol	65.3	28-93		%REC	1	4/22/02 6:53:00 PM
Surr: Phenol-d5	62.2	31-97		%REC	1	4/22/02 6:53:00 PM
Surr: Nitrobenzene-d5	58.2	32-95		%REC	1	4/22/02 6:53:00 PM
Surr: 2-Fluorobiphenyl	59.3	38-98		%REC	1	4/22/02 6:53:00 PM
Surr: 2,4,6-Tribromophenol	68.4	34-114		%REC	1	4/22/02 6:53:00 PM
Surr: 4-Terphenyl-d14	66.2	41-108		%REC	1	4/22/02 6:53:00 PM

Qualifiers:

ND - Not Detected at the Reporting Limit
J - Analyte detected below quantitation limits
B - Analyte detected in the associated Method Blank
H - Method prescribed holding time exceeded
S - Spike Recovery outside accepted recovery limits
R - RPD outside accepted recovery limits
E - Value above quantitation range
- See Case Narrative
RL - Reporting Limit; defined as the lowest concentration the laboratory can accurately quantitate.

AMRO Environmental Laboratories Corp.

23-Apr-02

Lab Order: 0204157
Client: STV Incorporated
Project: 0710730 ESA

DATES REPORT

Sample ID	Client Sample ID	Collection Date	Matrix	Test Name	TCLP Date	Prep Date	Analysis Date
0204157-01A	TE-MW-2-26 (30')	4/12/02	Soil	Percent Moisture			4/17/02
				VOLATILES by GC/MS, Bulk Soil		4/12/02	4/19/02
0204157-02A	TE-MW-2-26 (28-30')			Percent Moisture			4/17/02
				SEMIVOLATILE ORGANICS, Soil/Solids		4/22/02	4/22/02
0204157-03A	TE-MW-2-26 (50')			Percent Moisture			4/17/02
				VOLATILES by GC/MS, Bulk Soil		4/12/02	4/19/02
0204157-04A	TE-MW-2-26 (50-52')			Percent Moisture			4/17/02
				SEMIVOLATILE ORGANICS, Soil/Solids		4/22/02	4/22/02

AMRO Environmental Laboratories Corporation

SAMPLE RECEIPT CHECKLIST

111 Herrick Street
Merrimack, NH 03054
(603) 424-2022

Client: STV INC
Project Name: ESA
Ship via: (circle one) Fed Ex. UPS, AMRO Courier, Hand Del., Other Courier, Other:

AMRO ID: 0204157
Date Rec.: 4-13-02
Date Due: 4-24-02

Items to be Checked Upon Receipt	Yes	No	NA	Comments
1. Army Samples received in individual plastic bags?			✓	
2. Custody Seals present?			✓	
3. Custody Seals Intact?			✓	
4. Air Bill included in folder if received?	✓			
5. Is COC included with samples?	✓			
6. Is COC signed and dated by client?	✓			
7. Laboratory receipt temperature. TEMP = 4°				
Samples rec. with ice ✓ ice packs___ neither___				
8. Were samples received the same day they were sampled?		✓		
Is client temperature 4°C ± 2°C?	✓			
If no obtain authorization from the client for the analyses.				
Client authorization from: Date: Obtained by:				
9. Is the COC filled out correctly and completely?	✓			
10. Does the info on the COC match the samples?	✓			
11. Were samples rec. within holding time?	✓			
12. Were all samples properly labeled?	✓			
13. Were all samples properly preserved?	✓			
14. Were proper sample containers used?	✓			
15. Were all samples received intact? (none broken or leaking)	✓			
16. Were VOA vials rec. with no air bubbles?			✓	
17. Were the sample volumes sufficient for requested analysis?	✓			
18. Were all samples received?	✓			
19. VPH and VOA Soils only:				
Sampling Method VPH (circle one): M=Methanol, E=EnCore (air-tight container)				
Sampling Method VOA (circle one): M=Methanol, SB=Sodium Bisulfate, E=EnCore, B=Bulk				
If M or SB:				
Does preservative cover the soil?				
If NO then client must be faxed.				
Does preservation level come close to the fill line on the vial?				
If NO then client must be faxed.				
Were vials provided by AMRO?				
If NO then weights MUST be obtained from client				
Was dry weight aliquot provided?				
If NO then fax client and inform the VOA lab ASAP.				
20. Subcontracted Samples:			✓	
What samples sent:				
Where sent:				
Date:				
Analysis:				
TAT:				
21. Information entered into:				
Internal Tracking Log?	✓			
Dry Weight Log?	✓			
Client Log?			✓	
Composite Log?			✓	
Filtration Log?			✓	

Received By: NS Date: 4-13-02 Logged in By: CC Date: 4-16-02
Labeled By: CC Date: 4-16-02 Checked By: MG Date: 4-16-02

NA= Not Applicable

AMRO Environmental Laboratories Corporation
111 Herrick Street
Merrimack, N.H. 03054
Office: 603-424-2022 Fax: 603-429-8496

35883

CHAIN OF CUSTODY RECORD

PAGE 1 OF 1

Proj. No.: 0710730
Project Name: ESA
Project State: NY
Samplers (Signature): Romana Nowik

MATRIX: Water - A, Soil/Solid-S, Waste-W, Other-O, Explain

Sta. No.	Date	Time	Comp	Grab	Station Location	Type Size, & No. of Containers	TCL VOCs	TCL SVOCs					Remarks
	4/12/02	845		X	TE-MW-2-26 (30')	1x2oz	X						
	4/12/02	845	X		TE-MW-2-26 (28-30')	1x4oz		X					
	4/12/02	1330		X	TE-MW-2-26 (50')	1x2oz	X						
	4/12/02	1330	X		TE-MW-2-26 (50-52')	1x4oz		X					

Please print clearly, legibly and completely. Samples cannot be logged in and the turnaround time clock will not start until any ambiguities are resolved.

PRIORITY TURNAROUND TIME AUTHORIZATION

Before submitting samples for expedited T.A.T., you must have requested in advance and received a coded **T.A.T. AUTHORIZATION NUMBER.**

AUTHORIZATION NO._____ **T.A.T. authorized by:**_____

Relinquished by (Signature)	Date Time	Received by (Signature)
Romana Nowik	4/12/02	
Relinquished by (Signature)	Date Time	Received by (Signature)
Relinquished by (Signature)	Date Time	Received by (Signature)
Relinquished by (Signature)	Date Time 4-13-02	Received for Laboratory by: (Signature) [signature]

☐ Fax to (phone)

Results needed

PO#

Send Results to:
STV Inc
Jeff Butler
225 Park Ave South
NY NY 10003

AMRO Project No.: 0204157

Seal Intact? Yes No N/A

Remarks

STATE OF NEW YORK
DEPARTMENT OF HEALTH

Wadsworth Center The Governor Nelson A. Rockefeller Empire State Plaza P.O. Box 509 Albany, New York 12201-0509

Antonia C. Novello, M.D., M.P.H., Dr. P.H.
Commissioner

Dennis P. Whalen
Executive Deputy Commissioner

February 28, 2002

Dear Laboratory Director:

Please note that although your ELAP Certificate of Approval expires on 12:01 AM April 1, 2002, it is still valid until June 15, 2002, as per ELAP Certification Manual, No. 140, Page 13 of 42, dated 12/6/95, Part 55-2.4e NYCRR. "...during any extension or grace period permitted by this Subpart, a laboratory approval shall remain in force beyond the expiration date of the certificate of approval, unless such approval is specifically terminated or suspended in writing."

Further verification of your laboratory's approved ELAP status is available by calling the Program Office at (518) 485-5570.

Sincerely,

Linda L. Madlin

Linda L. Madlin
Administrative Assistant
Environmental Laboratory
Approval Program

LLM:mes

NEW YORK STATE DEPARTMENT OF HEALTH
WADSWORTH CENTER
Antonia C. Novello, M.D., M.P.H., Dr.P.H. Commissioner

Expires 12:01 AM April 01, 2002
Issued September 17, 2001
Revised January 14, 2002

CERTIFICATE OF APPROVAL FOR LABORATORY SERVICE

Issued in accordance with and pursuant to section 502 Public Health Law of New York State

MS. NANCY STEWART
AMRO ENVIRONMENTAL LAB CORP
111 HERRICK STREET
MERRIMACK NH 03054 USA

NY Lab Id No: 11278
EPA Lab Code: NH00012

is hereby APPROVED as an Environmental Laboratory in conformance with the National Environmental Laboratory Accreditation Conference Standards for the category ENVIRONMENTAL ANALYSES SOLID AND HAZARDOUS WASTE
All approved analytes are listed below:

Acrolein and Acrylonitrile

Acrolein	SW-846 8260B
Acrylonitrile	SW-846 8260B

Characteristic Testing

Ignitability	SW846 1010
Reactivity	SW846 Ch7, Sec. 7.3
TCLP	FED REG 1311

Chlorinated Hydrocarbon Pesticides

4,4 -DDE	SW-846 8081A
4,4 -DDT	SW-846 8081A
4,4-DDD	SW-846 8081A
Aldrin	SW-846 8081A
alpha-BHC	SW-846 8081A
beta-BHC	SW-846 8081A
Chlordane Total	SW-846 8081A
delta-BHC	SW-846 8081A
Dieldrin	SW-846 8081A
Endosulfan I	SW-846 8081A
Endosulfan II	SW-846 8081A
Endosulfan sulfate	SW-846 8081A
Endrin	SW-846 8081A
Endrin aldehyde	SW-846 8081A
Heptachlor	SW-846 8081A
Heptachlor epoxide	SW-846 8081A

Chlorinated Hydrocarbon Pesticides

Lindane	SW-846 8081A
Methoxychlor	SW-846 8081A

Chlorinated Hydrocarbons

1,2,4-Trichlorobenzene	SW-846 8270C
2-Chloronaphthalene	SW-846 8270C
Hexachlorobenzene	SW-846 8270C
Hexachlorobutadiene	SW-846 8270C
Hexachlorocyclopentadiene	SW-846 8270C
Hexachloroethane	SW-846 8270C

Haloethers

Bis (2-chloroisopropyl) ether	SW-846 8270C
Bis(2-chloroethoxy)methane	SW-846 8270C

Metals I

Barium, Total	SW-846 6010B
Cadmium, Total	SW-846 6010B
Chromium, Total	SW-846 6010B
Lead, Total	SW-846 6010B
Nickel, Total	SW-846 6010B
Silver, Total	SW-846 6010B

Metals II

Antimony, Total	SW-846 6010B
Arsenic, Total	SW-846 6010B

Serial No.: 14514

Property of the New York State Department of Health. Valid only at the address shown. Must be conspicuously posted. Valid certificates have a raised seal and may be verified by calling (518)485-5570.

DOH-3317 (3/97)

NEW YORK STATE DEPARTMENT OF HEALTH
WADSWORTH CENTER
Antonia C. Novello, M.D., M.P.H., Dr.P.H. Commissioner

Expires 12:01 AM April 01, 2002
Issued September 17, 2001
Revised January 14, 2002

CERTIFICATE OF APPROVAL FOR LABORATORY SERVICE

Issued in accordance with and pursuant to section 502 Public Health Law of New York State

MS. NANCY STEWART
AMRO ENVIRONMENTAL LAB CORP
111 HERRICK STREET
MERRIMACK NH 03054 USA

NY Lab Id No: 11278
EPA Lab Code: NH00012

is hereby APPROVED as an Environmental Laboratory in conformance with the National Environmental Laboratory Accreditation Conference Standards for the category ENVIRONMENTAL ANALYSES SOLID AND HAZARDOUS WASTE All approved analytes are listed below:

Metals II

Selenium, Total	SW-846 6010B

Miscellaneous

Hydrogen Ion (pH)	SW-846 9040B
	SW-846 9045C
Lead in Paint	SM18 3120B

Nitroaromatics and Isophorone

2,4-Dinitrotoluene	SW-846 8270C
2,6-Dinitrotoluene	SW-846 8270C
Isophorone	CLP 95-2
	SW-846 8270C
Nitrobenzene	SW-846 8270C

Phthalate Esters

Benzyl butyl phthalate	SW-846 8270C
Bis(2-ethylhexyl) phthalate	SW-846 8270C
Diethyl phthalate	SW-846 8270C
Dimethyl phthalate	SW-846 8270C
Di-n-butyl phthalate	SW-846 8270C
Di-n-octyl phthalate	SW-846 8270C

Polychlorinated Biphenyls

PCB-1016	SW-846 8082
PCB-1221	SW-846 8082
PCB-1232	SW-846 8082

Polychlorinated Biphenyls

PCB-1242	SW-846 8082
PCB-1248	SW-846 8082
PCB-1254	SW-846 8082
PCB-1260	SW-846 8082

Polynuclear Aromatic Hydrocarbons

Acenaphthene	SW-846 8270C
Acenaphthylene	SW-846 8270C
Benzo(a)anthracene	SW-846 8270C
Benzo(a)pyrene	SW-846 8270C
Benzo(b)fluoranthene	SW-846 8270C
Benzo(ghi)perylene	SW-846 8270C
Chrysene	SW-846 8270C
Dibenzo(a,h)anthracene	SW-846 8270C
Fluoranthene	SW-846 8270C
Fluorene	SW-846 8270C
Indeno(1,2,3-cd)pyrene	SW-846 8270C
Naphthalene	SW-846 8270C
Phenanthrene	SW-846 8270C
Pyrene	SW-846 8270C

Priority Pollutant Phenols

2,4,6-Trichlorophenol	SW-846 8270C
2,4-Dichlorophenol	SW-846 8270C
2,4-Dimethylphenol	SW-846 8270C

Serial No.: 14514

Property of the New York State Department of Health. Valid only at the address shown. Must be conspicuously posted. Valid certificates have a raised seal and may be verified by calling (518)485-5570.

DOH-3317 (3/97)

17

NEW YORK STATE DEPARTMENT OF HEALTH
WADSWORTH CENTER
Antonia C. Novello, M.D., M.P.H., Dr.P.H. Commissioner

Expires 12:01 AM April 01, 2002
Issued September 17, 2001
Revised January 14, 2002

CERTIFICATE OF APPROVAL FOR LABORATORY SERVICE

Issued in accordance with and pursuant to section 502 Public Health Law of New York State

MS. NANCY STEWART
AMRO ENVIRONMENTAL LAB CORP
111 HERRICK STREET
MERRIMACK NH 03054 USA

NY Lab Id No: 11278
EPA Lab Code: NH00012

is hereby APPROVED as an Environmental Laboratory in conformance with the National Environmental Laboratory Accreditation Conference Standards for the category ENVIRONMENTAL ANALYSES SOLID AND HAZARDOUS WASTE
All approved analytes are listed below:

Priority Pollutant Phenols

2,4-Dinitrophenol	SW-846 8270C
2-Chlorophenol	SW-846 8270C
2-Methyl-4,6-dinitrophenol	SW-846 8270C
2-Nitrophenol	SW-846 8270C
4-Chloro-3-methylphenol	SW-846 8270C
4-Nitrophenol	SW-846 8270C
Pentachlorophenol	SW-846 8270C
Phenol	SW-846 8270C

Purgeable Aromatics

1,2-Dichlorobenzene	SW-846 8260B
1,3-Dichlorobenzene	SW-846 8260B
1,4-Dichlorobenzene	SW-846 8260B
Benzene	SW-846 8260B
Chlorobenzene	SW-846 8260B
Ethyl benzene	SW-846 8260B
Toluene	SW-846 8260B
Total Xylenes	SW-846 8260B

Purgeable Halocarbons

1,1,1-Trichloroethane	SW-846 8260B
1,1,2,2-Tetrachloroethane	SW-846 8260B
1,1,2-Trichloroethane	SW-846 8260B
1,1-Dichloroethane	SW-846 8260B
1,1-Dichloroethene	SW-846 8260B

Purgeable Halocarbons

1,2-Dichloroethane	SW-846 8260B
1,2-Dichloropropane	SW-846 8260B
2-Chloroethylvinyl ether	SW-846 8260B
Bromodichloromethane	SW-846 8260B
Bromoform	SW-846 8260B
Bromomethane	SW-846 8260B
Carbon tetrachloride	SW-846 8260B
Chloroethane	SW-846 8260B
Chloroform	SW-846 8260B
Chloromethane	SW-846 8260B
Dibromochloromethane	SW-846 8260B
Dichlorodifluoromethane	SW-846 8260B
Methylene chloride	SW-846 8260B
Tetrachloroethene	SW-846 8260B
Trichloroethene	SW-846 8260B
Trichlorofluoromethane	SW-846 8260B
Vinyl chloride	SW-846 8260B

Serial No.: 14514

Property of the New York State Department of Health. Valid only at the address shown. Must be conspicuously posted. Valid certificates have a raised seal and may be verified by calling (518)485-5570.

DOH-3317 (3/97)

AMRO Environmental Laboratories Corporation

111 Herrick Street, Merrimack, NH 03054
TEL: (603) 424-2022 · FAX: (603) 429-8496

April 24, 2002

Jeff Butler
STV Incorporated
469 7th Avenue
14th Floor
New York, NY 10018
TEL: (212) 904-1702
FAX: (212) 777-8492

RE: 10730 ESA Workorder No.: 0204133

Dear Jeff Butler:
AMRO Environmental Laboratories Corp. received 2 samples on 4/12/02 for the analyses presented in the following report.

AMRO operates a Quality Assurance Program which meets or exceeds National Environmental Laboratory Accreditation Conference (NELAC), state, and EPA requirements. A copy of the appropriate state and/or NELAC Certificate is attached.

The enclosed Sample Receipt Checklist details the condition of your sample(s) upon receipt. Please be advised that any unused sample volume and sample extracts will be stored for a period of 60 days from sample receipt date (90 days for samples from New York). After this time, AMRO will properly dispose of the remaining sample(s). If you require further analysis, or need the samples held for a longer period, please contact us immediately.

This report consists of a total of 10 pages. This letter is an integral part of your data report. All results in this project relate only to the sample(s) as received by the laboratory and documented in the Chain-of-Custody. This report shall not be reproduced except in full, without the written approval of the laboratory. If you have any questions regarding this project in the future, please refer to the Workorder Number above.

Sincerely,

Nancy Stewart
Vice President/LabDirector

AMRO Environmental Laboratories Corp. Date: *24-Apr-02*

CLIENT: STV Incorporated
Project: 10730 ESA
Lab Order: 0204133
Date Received: 4/12/02

Work Order Sample Summary

Lab Sample ID	Client Sample ID	Collection Date
0204133-01A	TE-MW-2-26 (3.5')	4/11/02
0204133-02A	TE-MW-2-26 (2-3.5')	4/11/02

AMRO Environmental Laboratories Corp.

Date: *24-Apr-02*

CLIENT: STV Incorporated
Project: 10730 ESA
Lab Order: 0204133

Lab ID: 0204133-01 **Collection Date:** 4/11/02
Client Sample ID: TE-MW-2-26 (3.5') **Matrix:** SOIL

Analyses	Result	Limit	Qual	Units	DF	Date Analyzed
PERCENT MOISTURE		D2216				Analyst: SL
Percent Moisture	28.3	0		wt%	1	4/15/02

Lab ID: 0204133-02 **Collection Date:** 4/11/02
Client Sample ID: TE-MW-2-26 (2-3.5') **Matrix:** SOIL

Analyses	Result	Limit	Qual	Units	DF	Date Analyzed
PERCENT MOISTURE		D2216				Analyst: JTS
Percent Moisture	23.6	0		wt%	1	4/12/02

Qualifiers:

ND - Not Detected at the Reporting Limit
J - Analyte detected below quantitation limits
B - Analyte detected in the associated Method Blank
* - Value exceeds Maximum Contaminant Level
S - Spike Recovery outside accepted recovery limits
R - RPD outside accepted recovery limits
E - Value above quantitation range

AMRO Environmental Laboratories Corp.

Date: *24-Apr-02*

CLIENT:	STV Incorporated	**Client Sample ID:**	TE-MW-2-26 (3.5')
Lab Order:	0204133		
Project:	10730 ESA	**Collection Date:**	4/11/02
Lab ID:	0204133-01A	**Matrix:**	SOIL

Analyses	Result	RL	Qual	Units	DF	Date Analyzed
VOLATILES BY GC/MS		**SW8260B**				Analyst: SK
Dichlorodifluoromethane	ND	68		µg/Kg-dry	1	4/16/02 4:28:00 PM
Chloromethane	ND	68		µg/Kg-dry	1	4/16/02 4:28:00 PM
Vinyl chloride	ND	33		µg/Kg-dry	1	4/16/02 4:28:00 PM
Chloroethane	ND	68		µg/Kg-dry	1	4/16/02 4:28:00 PM
Bromomethane	ND	68		µg/Kg-dry	1	4/16/02 4:28:00 PM
Trichlorofluoromethane	ND	68		µg/Kg-dry	1	4/16/02 4:28:00 PM
Acetone	ND	330		µg/Kg-dry	1	4/16/02 4:28:00 PM
1,1-Dichloroethene	ND	33		µg/Kg-dry	1	4/16/02 4:28:00 PM
Carbon disulfide	ND	68		µg/Kg-dry	1	4/16/02 4:28:00 PM
Methylene chloride	140	68		µg/Kg-dry	1	4/16/02 4:28:00 PM
Methyl tert-butyl ether	ND	33		µg/Kg-dry	1	4/16/02 4:28:00 PM
trans-1,2-Dichloroethene	ND	33		µg/Kg-dry	1	4/16/02 4:28:00 PM
1,1-Dichloroethane	ND	33		µg/Kg-dry	1	4/16/02 4:28:00 PM
2-Butanone	ND	330		µg/Kg-dry	1	4/16/02 4:28:00 PM
2,2-Dichloropropane	ND	33		µg/Kg-dry	1	4/16/02 4:28:00 PM
cis-1,2-Dichloroethene	ND	33		µg/Kg-dry	1	4/16/02 4:28:00 PM
Chloroform	ND	33		µg/Kg-dry	1	4/16/02 4:28:00 PM
Bromochloromethane	ND	33		µg/Kg-dry	1	4/16/02 4:28:00 PM
1,1,1-Trichloroethane	ND	33		µg/Kg-dry	1	4/16/02 4:28:00 PM
1,1-Dichloropropene	ND	33		µg/Kg-dry	1	4/16/02 4:28:00 PM
Carbon tetrachloride	ND	33		µg/Kg-dry	1	4/16/02 4:28:00 PM
1,2-Dichloroethane	ND	33		µg/Kg-dry	1	4/16/02 4:28:00 PM
Benzene	ND	33		µg/Kg-dry	1	4/16/02 4:28:00 PM
Trichloroethene	ND	33		µg/Kg-dry	1	4/16/02 4:28:00 PM
1,2-Dichloropropane	ND	33		µg/Kg-dry	1	4/16/02 4:28:00 PM
Bromodichloromethane	ND	33		µg/Kg-dry	1	4/16/02 4:28:00 PM
Dibromomethane	ND	33		µg/Kg-dry	1	4/16/02 4:28:00 PM
4-Methyl-2-pentanone	ND	330		µg/Kg-dry	1	4/16/02 4:28:00 PM
cis-1,3-Dichloropropene	ND	33		µg/Kg-dry	1	4/16/02 4:28:00 PM
Toluene	ND	33		µg/Kg-dry	1	4/16/02 4:28:00 PM
trans-1,3-Dichloropropene	ND	33		µg/Kg-dry	1	4/16/02 4:28:00 PM
1,1,2-Trichloroethane	ND	33		µg/Kg-dry	1	4/16/02 4:28:00 PM
1,2-Dibromoethane	ND	33		µg/Kg-dry	1	4/16/02 4:28:00 PM
2-Hexanone	ND	330		µg/Kg-dry	1	4/16/02 4:28:00 PM
1,3-Dichloropropane	ND	33		µg/Kg-dry	1	4/16/02 4:28:00 PM
Tetrachloroethene	ND	33		µg/Kg-dry	1	4/16/02 4:28:00 PM
Dibromochloromethane	ND	33		µg/Kg-dry	1	4/16/02 4:28:00 PM
Chlorobenzene	ND	33		µg/Kg-dry	1	4/16/02 4:28:00 PM

Qualifiers:

ND - Not Detected at the Reporting Limit
J - Analyte detected below quantitation limits
B - Analyte detected in the associated Method Blank
H - Method prescribed holding time exceeded
S - Spike Recovery outside accepted recovery limits
R - RPD outside accepted recovery limits
E - Value above quantitation range
- See Case Narrative
RL - Reporting Limit; defined as the lowest concentration the laboratory can accurately quantitate.

AMRO Environmental Laboratories Corp.

Date: *24-Apr-02*

CLIENT:	STV Incorporated	**Client Sample ID:**	TE-MW-2-26 (3.5')
Lab Order:	0204133		
Project:	10730 ESA	**Collection Date:**	4/11/02
Lab ID:	0204133-01A	**Matrix:**	SOIL

Analyses	Result	RL	Qual	Units	DF	Date Analyzed
1,1,1,2-Tetrachloroethane	ND	33		µg/Kg-dry	1	4/16/02 4:28:00 PM
Ethylbenzene	ND	33		µg/Kg-dry	1	4/16/02 4:28:00 PM
m,p-Xylene	ND	33		µg/Kg-dry	1	4/16/02 4:28:00 PM
o-Xylene	ND	33		µg/Kg-dry	1	4/16/02 4:28:00 PM
Styrene	ND	33		µg/Kg-dry	1	4/16/02 4:28:00 PM
Bromoform	ND	68		µg/Kg-dry	1	4/16/02 4:28:00 PM
Isopropylbenzene	ND	33		µg/Kg-dry	1	4/16/02 4:28:00 PM
1,1,2,2-Tetrachloroethane	ND	33		µg/Kg-dry	1	4/16/02 4:28:00 PM
1,2,3-Trichloropropane	ND	33		µg/Kg-dry	1	4/16/02 4:28:00 PM
Bromobenzene	ND	33		µg/Kg-dry	1	4/16/02 4:28:00 PM
n-Propylbenzene	ND	33		µg/Kg-dry	1	4/16/02 4:28:00 PM
2-Chlorotoluene	ND	33		µg/Kg-dry	1	4/16/02 4:28:00 PM
4-Chlorotoluene	ND	33		µg/Kg-dry	1	4/16/02 4:28:00 PM
1,3,5-Trimethylbenzene	ND	33		µg/Kg-dry	1	4/16/02 4:28:00 PM
tert-Butylbenzene	ND	33		µg/Kg-dry	1	4/16/02 4:28:00 PM
1,2,4-Trimethylbenzene	ND	33		µg/Kg-dry	1	4/16/02 4:28:00 PM
sec-Butylbenzene	ND	33		µg/Kg-dry	1	4/16/02 4:28:00 PM
4-Isopropyltoluene	ND	33		µg/Kg-dry	1	4/16/02 4:28:00 PM
1,3-Dichlorobenzene	ND	33		µg/Kg-dry	1	4/16/02 4:28:00 PM
1,4-Dichlorobenzene	ND	33		µg/Kg-dry	1	4/16/02 4:28:00 PM
n-Butylbenzene	ND	33		µg/Kg-dry	1	4/16/02 4:28:00 PM
1,2-Dichlorobenzene	ND	33		µg/Kg-dry	1	4/16/02 4:28:00 PM
1,2-Dibromo-3-chloropropane	ND	170		µg/Kg-dry	1	4/16/02 4:28:00 PM
1,2,4-Trichlorobenzene	ND	33		µg/Kg-dry	1	4/16/02 4:28:00 PM
Hexachlorobutadiene	ND	68		µg/Kg-dry	1	4/16/02 4:28:00 PM
Naphthalene	ND	68		µg/Kg-dry	1	4/16/02 4:28:00 PM
1,2,3-Trichlorobenzene	ND	33		µg/Kg-dry	1	4/16/02 4:28:00 PM
Surr: Dibromofluoromethane	80.3	60-124		%REC	1	4/16/02 4:28:00 PM
Surr: 1,2-Dichloroethane-d4	77.2	55-128		%REC	1	4/16/02 4:28:00 PM
Surr: Toluene-d8	79.0	63-127		%REC	1	4/16/02 4:28:00 PM
Surr: 4-Bromofluorobenzene	68.4	58-125		%REC	1	4/16/02 4:28:00 PM

Qualifiers:

ND - Not Detected at the Reporting Limit
J - Analyte detected below quantitation limits
B - Analyte detected in the associated Method Blank
H - Method prescribed holding time exceeded
S - Spike Recovery outside accepted recovery limits
R - RPD outside accepted recovery limits
E - Value above quantitation range
- See Case Narrative
RL - Reporting Limit; defined as the lowest concentration the laboratory can accurately quantitate.

AMRO Environmental Laboratories Corp.

Date: *24-Apr-02*

CLIENT:	STV Incorporated	**Client Sample ID:**	TE-MW-2-26 (2-3.5')
Lab Order:	0204133		
Project:	10730 ESA	**Collection Date:**	4/11/02
Lab ID:	0204133-02A	**Matrix:**	SOIL

Analyses	Result	RL	Qual	Units	DF	Date Analyzed
SEMIVOLATILE ORGANICS		**SW8270C**				Analyst: KD
Phenol	ND	320		µg/Kg-dry	1	4/22/02 5:35:00 PM
Bis(2-chloroethyl)ether	ND	320		µg/Kg-dry	1	4/22/02 5:35:00 PM
2-Chlorophenol	ND	320		µg/Kg-dry	1	4/22/02 5:35:00 PM
1,3-Dichlorobenzene	ND	320		µg/Kg-dry	1	4/22/02 5:35:00 PM
1,4-Dichlorobenzene	ND	320		µg/Kg-dry	1	4/22/02 5:35:00 PM
Benzyl alcohol	ND	640		µg/Kg-dry	1	4/22/02 5:35:00 PM
2-Methylphenol	ND	320		µg/Kg-dry	1	4/22/02 5:35:00 PM
1,2-Dichlorobenzene	ND	320		µg/Kg-dry	1	4/22/02 5:35:00 PM
Bis(2-chloroisopropyl)ether	ND	320		µg/Kg-dry	1	4/22/02 5:35:00 PM
4-Methylphenol	ND	320		µg/Kg-dry	1	4/22/02 5:35:00 PM
N-Nitrosodi-n-propylamine	ND	320		µg/Kg-dry	1	4/22/02 5:35:00 PM
Hexachloroethane	ND	320		µg/Kg-dry	1	4/22/02 5:35:00 PM
Nitrobenzene	ND	320		µg/Kg-dry	1	4/22/02 5:35:00 PM
Isophorone	ND	320		µg/Kg-dry	1	4/22/02 5:35:00 PM
2,4-Dimethylphenol	ND	320		µg/Kg-dry	1	4/22/02 5:35:00 PM
Benzoic acid	ND	640		µg/Kg-dry	1	4/22/02 5:35:00 PM
2-Nitrophenol	ND	320		µg/Kg-dry	1	4/22/02 5:35:00 PM
Bis(2-chloroethoxy)methane	ND	320		µg/Kg-dry	1	4/22/02 5:35:00 PM
2,4-Dichlorophenol	ND	320		µg/Kg-dry	1	4/22/02 5:35:00 PM
1,2,4-Trichlorobenzene	ND	320		µg/Kg-dry	1	4/22/02 5:35:00 PM
Naphthalene	ND	320		µg/Kg-dry	1	4/22/02 5:35:00 PM
4-Chloroaniline	ND	320		µg/Kg-dry	1	4/22/02 5:35:00 PM
Hexachlorobutadiene	ND	320		µg/Kg-dry	1	4/22/02 5:35:00 PM
4-Chloro-3-methylphenol	ND	640		µg/Kg-dry	1	4/22/02 5:35:00 PM
2-Methylnaphthalene	ND	320		µg/Kg-dry	1	4/22/02 5:35:00 PM
Hexachlorocyclopentadiene	ND	320		µg/Kg-dry	1	4/22/02 5:35:00 PM
2,4,6-Trichlorophenol	ND	320		µg/Kg-dry	1	4/22/02 5:35:00 PM
2,4,5-Trichlorophenol	ND	320		µg/Kg-dry	1	4/22/02 5:35:00 PM
2-Chloronaphthalene	ND	320		µg/Kg-dry	1	4/22/02 5:35:00 PM
2-Nitroaniline	ND	640		µg/Kg-dry	1	4/22/02 5:35:00 PM
Dimethyl phthalate	ND	320		µg/Kg-dry	1	4/22/02 5:35:00 PM
2,6-Dinitrotoluene	ND	320		µg/Kg-dry	1	4/22/02 5:35:00 PM
Acenaphthylene	ND	320		µg/Kg-dry	1	4/22/02 5:35:00 PM
3-Nitroaniline	ND	640		µg/Kg-dry	1	4/22/02 5:35:00 PM
4-Nitrophenol	ND	640		µg/Kg-dry	1	4/22/02 5:35:00 PM
2,4-Dinitrophenol	ND	640		µg/Kg-dry	1	4/22/02 5:35:00 PM
Acenaphthene	ND	320		µg/Kg-dry	1	4/22/02 5:35:00 PM
2,4-Dinitrotoluene	ND	320		µg/Kg-dry	1	4/22/02 5:35:00 PM

Qualifiers:

ND - Not Detected at the Reporting Limit
J - Analyte detected below quantitation limits
B - Analyte detected in the associated Method Blank
H - Method prescribed holding time exceeded
S - Spike Recovery outside accepted recovery limits
R - RPD outside accepted recovery limits
E - Value above quantitation range
- See Case Narrative
RL - Reporting Limit; defined as the lowest concentration the laboratory can accurately quantitate.

AMRO Environmental Laboratories Corp.

Date: *24-Apr-02*

CLIENT:	STV Incorporated	**Client Sample ID:**	TE-MW-2-26 (2-3.5')
Lab Order:	0204133		
Project:	10730 ESA	**Collection Date:**	4/11/02
Lab ID:	0204133-02A	**Matrix:**	SOIL

Analyses	Result	RL	Qual	Units	DF	Date Analyzed
Dibenzofuran	ND	320		µg/Kg-dry	1	4/22/02 5:35:00 PM
Diethyl phthalate	ND	320		µg/Kg-dry	1	4/22/02 5:35:00 PM
4-Chlorophenyl phenyl ether	ND	320		µg/Kg-dry	1	4/22/02 5:35:00 PM
Fluorene	ND	320		µg/Kg-dry	1	4/22/02 5:35:00 PM
4-Nitroaniline	ND	640		µg/Kg-dry	1	4/22/02 5:35:00 PM
4,6-Dinitro-2-methylphenol	ND	640		µg/Kg-dry	1	4/22/02 5:35:00 PM
N-Nitrosodiphenylamine	ND	320		µg/Kg-dry	1	4/22/02 5:35:00 PM
1,2-Diphenylhydrazine (as Azobenzene)	ND	320		µg/Kg-dry	1	4/22/02 5:35:00 PM
4-Bromophenyl phenyl ether	ND	320		µg/Kg-dry	1	4/22/02 5:35:00 PM
Hexachlorobenzene	ND	320		µg/Kg-dry	1	4/22/02 5:35:00 PM
Pentachlorophenol	ND	640		µg/Kg-dry	1	4/22/02 5:35:00 PM
Phenanthrene	3,200	320		µg/Kg-dry	1	4/22/02 5:35:00 PM
Anthracene	530	320		µg/Kg-dry	1	4/22/02 5:35:00 PM
Carbazole	ND	320		µg/Kg-dry	1	4/22/02 5:35:00 PM
Di-n-butyl phthalate	ND	320		µg/Kg-dry	1	4/22/02 5:35:00 PM
Fluoranthene	2,600	320		µg/Kg-dry	1	4/22/02 5:35:00 PM
Pyrene	2,900	320		µg/Kg-dry	1	4/22/02 5:35:00 PM
Butyl benzyl phthalate	ND	320		µg/Kg-dry	1	4/22/02 5:35:00 PM
Bis(2-ethylhexyl)phthalate	ND	320		µg/Kg-dry	1	4/22/02 5:35:00 PM
3,3'-Dichlorobenzidine	ND	320		µg/Kg-dry	1	4/22/02 5:35:00 PM
Benz(a)anthracene	1,200	320		µg/Kg-dry	1	4/22/02 5:35:00 PM
Chrysene	1,300	320		µg/Kg-dry	1	4/22/02 5:35:00 PM
Di-n-octyl phthalate	ND	320		µg/Kg-dry	1	4/22/02 5:35:00 PM
Benzo(b)fluoranthene	1,400	320		µg/Kg-dry	1	4/22/02 5:35:00 PM
Benzo(k)fluoranthene	350	320		µg/Kg-dry	1	4/22/02 5:35:00 PM
Benzo(a)pyrene	1,000	320		µg/Kg-dry	1	4/22/02 5:35:00 PM
Dibenz(a,h)anthracene	ND	320		µg/Kg-dry	1	4/22/02 5:35:00 PM
Indeno(1,2,3-cd)pyrene	660	320		µg/Kg-dry	1	4/22/02 5:35:00 PM
Benzo(g,h,i)perylene	790	320		µg/Kg-dry	1	4/22/02 5:35:00 PM
Surr: 2-Fluorophenol	79.1	28-93		%REC	1	4/22/02 5:35:00 PM
Surr: Phenol-d5	74.1	31-97		%REC	1	4/22/02 5:35:00 PM
Surr: Nitrobenzene-d5	79.3	32-95		%REC	1	4/22/02 5:35:00 PM
Surr: 2-Fluorobiphenyl	77.3	38-98		%REC	1	4/22/02 5:35:00 PM
Surr: 2,4,6-Tribromophenol	89.2	34-114		%REC	1	4/22/02 5:35:00 PM
Surr: 4-Terphenyl-d14	84.9	41-108		%REC	1	4/22/02 5:35:00 PM

Qualifiers:

ND - Not Detected at the Reporting Limit
J - Analyte detected below quantitation limits
B - Analyte detected in the associated Method Blank
H - Method prescribed holding time exceeded
S - Spike Recovery outside accepted recovery limits
R - RPD outside accepted recovery limits
E - Value above quantitation range
- See Case Narrative
RL - Reporting Limit; defined as the lowest concentration the laboratory can accurately quantitate.

AMRO Environmental Laboratories Corp.

24-Apr-02

Lab Order: 0204133
Client: STV Incorporated
Project: 10730 ESA

DATES REPORT

Sample ID	Client Sample ID	Collection Date	Matrix	Test Name	TCLP Date	Prep Date	Analysis Date
0204133-01A	TE-MW-2-26 (3.5')	4/11/02	Soil	Percent Moisture			4/15/02
				VOLATILES by GC/MS, Bulk Soil		4/11/02	4/16/02
0204133-02A	TE-MW-2-26 (2-3.5')			Percent Moisture			4/12/02
				SEMIVOLATILE ORGANICS, Soil/Solids		4/22/02	4/22/02

Laboratories Corporation

SAMPLE RECEIPT CHECKLIST

111 Herrick Street
Merrimack, NH 03054
(603) 424-2022

Client: STU	AMRO ID: 0204133
Project Name: 10730 ESA	Date Rec.: 4-11-02
Ship via: (circle one) Fed Ex, UPS, AMRO Courier, Hand Del., Other Courier, Other:	Date Due: 4-24-02

Items to be Checked Upon Receipt	Yes	No	NA	Comments
1. Army Samples received in individual plastic bags?			✓	
2. Custody Seals present?			✓	
3. Custody Seals Intact?	✓		✓	
4. Air Bill included in folder if received?	✓			
5. Is COC included with samples?	✓			
6. Is COC signed and dated by client?				
7. Laboratory receipt temperature. TEMP = 3°				
Samples rec. with ice ✓ ice packs___ neither___				
8. Were samples received the same day they were sampled?		✓		
Is client temperature 4°C ± 2°C?				
If no obtain authorization from the client for the analyses.				
Client authorization from: Date: Obtained by:				
9. Is the COC filled out correctly and completely?	✓			
10. Does the info on the COC match the samples?	✓			
11. Were samples rec. within holding time?	✓			
12. Were all samples properly labeled?	✓			
13. Were all samples properly preserved?	✓			
14. Were proper sample containers used?	✓			
15. Were all samples received intact? (none broken or leaking)	✓			
16. Were VOA vials rec. with no air bubbles?			✓	
17. Were the sample volumes sufficient for requested analysis?	✓			
18. Were all samples received?	✓			
19. VPH and VOA Soils only:	✓			
Sampling Method VPH (circle one): M=Methanol, E=EnCore (air-tight container)				
Sampling Method VOA (circle one): M=Methanol, SB=Sodium Bisulfate, E=EnCore, B=Bulk				
If M or SB:				
Does preservative cover the soil?			✓	
If NO then client must be faxed.				
Does preservation level come close to the fill line on the vial?			✓	
If NO then client must be faxed.				
Were vials provided by AMRO?			✓	
If NO then weights MUST be obtained from client				
Was dry weight aliquot provided?			✓	
If NO then fax client and inform the VOA lab ASAP.				
20. Subcontracted Samples:			✓	
What samples sent:				
Where sent:				
Date:				
Analysis:				
TAT:				
21. Information entered into:				
Internal Tracking Log?	✓			
Dry Weight Log?	✓			
Client Log?			✓	
Composite Log?			✓	
Filtration Log?			✓	

Received By: MG Date: 4-12-02 Logged in By: GG Date: 4-12-02
Labeled By: 4-16-02 Date: 4-12-02 Checked By: MG Date: 4-16-02

NA= Not Applicable

AMRO Environmental Laboratories Corporation
111 Herrick Street
Merrimack, N.H. 03054
Office: 603-424-2022 Fax: 603-429-8496

35884

CHAIN OF CUSTODY RECORD

PAGE 1 OF 1

Proj. No.: 10730
Project Name: ESA
Project State:
Samplers (Signature): Romona Nowik
Type Size, & No. of Containers
MATRIX: Water - A, Soil/Solid-S, Waste-W, Other-O, Explain

Sta. No.	Date	Time	Comp	Grab	Station Location	Type Size, & No. of Containers	MATRIX	TLC VOCs	TLC SVOCs					Remarks
	4/11/02	13:00		X	TE-MW-2-26 (3 1/2')	1 x 2oz	S	X						
	4/11/02	13:00	X		TE-MW-2-26 (2-3 1/2)	1 x 4oz	S		X					

Please print clearly, legibly and completely. Samples cannot be logged in and the turnaround time clock will not start until any ambiguities are resolved.

PRIORITY TURNAROUND TIME AUTHORIZATION

Before submitting samples for expedited T.A.T., you must have requested in advance and received a coded **T.A.T. AUTHORIZATION NUMBER.**

AUTHORIZATION NO._____ **T.A.T. authorized by:**_____

Relinquished by (Signature)	Date Time	Received by (Signature)	
Romona Nowik	4/11/02	[signature] 4-12-02 8:30	☐ Fax to (phone)
Relinquished by (Signature)	Date Time	Received by (Signature)	Results needed
			PO#
Relinquished by (Signature)	Date Time	Received by (Signature)	AMRO Project No. 0204133
Relinquis[illegible] (Signature)	Date Time	Received for Laboratory by: (Signature)	Seal Intact? Yes No N/A

Send Results to:
STV Inc
Jeff Butler
225 Park Ave South
NY NY 10003

Remarks

10

AMRO Environmental Laboratories Corporation

111 Herrick Street, Merrimack, NH 03054
TEL: (603) 424-2022 · FAX: (603) 429-8496

April 29, 2002

Jeff Butler
STV Incorporated
469 7th Avenue
14th Floor
New York, NY 10018
TEL: (212) 904-1702
FAX: (212) 777-8492

RE: 0710730 ESA

Workorder No.: 0204166

Dear Jeff Butler:
AMRO Environmental Laboratories Corp. received 2 samples on 4/16/02 for the analyses presented in the following report.

AMRO operates a Quality Assurance Program which meets or exceeds National Environmental Laboratory Accreditation Conference (NELAC), state, and EPA requirements. A copy of the appropriate state and/or NELAC Certificate is attached.

The enclosed Sample Receipt Checklist details the condition of your sample(s) upon receipt. Please be advised that any unused sample volume and sample extracts will be stored for a period of 60 days from sample receipt date (90 days for samples from New York). After this time, AMRO will properly dispose of the remaining sample(s). If you require further analysis, or need the samples held for a longer period, please contact us immediately.

This report consists of a total of 14 pages. This letter is an integral part of your data report. All results in this project relate only to the sample(s) as received by the laboratory and documented in the Chain-of-Custody. This report shall not be reproduced except in full, without the written approval of the laboratory. If you have any questions regarding this project in the future, please refer to the Workorder Number above.

Sincerely,

Nancy Stewart
Vice President/LabDirector

AMRO Environmental Laboratories Corp.

Date: *29-Apr-02*

CLIENT: STV Incorporated
Project: 0710730 ESA
Lab Order: 0204166
Date Received: 4/16/02

Work Order Sample Summary

Lab Sample ID	Client Sample ID	Collection Date
0204166-01A	TE-MW-2-26 (77')	4/15/02
0204166-02A	TE-MW-2-26 (75-77')	4/15/02

AMRO Environmental Laboratories Corp.

Date: *29-Apr-02*

CLIENT: STV Incorporated
Project: 0710730 ESA
Lab Order: 0204166

Lab ID: 0204166-01
Client Sample ID: TE-MW-2-26 (77')
Collection Date: 4/15/02
Matrix: SOIL

Analyses	Result	Limit	Qual	Units	DF	Date Analyzed
PERCENT MOISTURE		D2216				Analyst: SJK
Percent Moisture	14.0	0		wt%	1	4/18/02

Lab ID: 0204166-02
Client Sample ID: TE-MW-2-26 (75-77')
Collection Date: 4/15/02
Matrix: SOIL

Analyses	Result	Limit	Qual	Units	DF	Date Analyzed
PERCENT MOISTURE		D2216				Analyst: SL
Percent Moisture	15.5	0		wt%	1	4/17/02

Qualifiers:

ND - Not Detected at the Reporting Limit
J - Analyte detected below quantitation limits
B - Analyte detected in the associated Method Blank
* - Value exceeds Maximum Contaminant Level
S - Spike Recovery outside accepted recovery limits
R - RPD outside accepted recovery limits
E - Value above quantitation range

AMRO Environmental Laboratories Corp.

Date: *29-Apr-02*

CLIENT:	STV Incorporated	**Client Sample ID:**	TE-MW-2-26 (77')
Lab Order:	0204166		
Project:	0710730 ESA	**Collection Date:**	4/15/02
Lab ID:	0204166-01A	**Matrix:**	SOIL

Analyses	Result	RL	Qual	Units	DF	Date Analyzed
VOLATILES BY GC/MS		**SW8260B**				Analyst: SK
Dichlorodifluoromethane	ND	56		µg/Kg-dry	1	4/19/02 3:15:00 PM
Chloromethane	ND	56		µg/Kg-dry	1	4/19/02 3:15:00 PM
Vinyl chloride	ND	28		µg/Kg-dry	1	4/19/02 3:15:00 PM
Chloroethane	ND	56		µg/Kg-dry	1	4/19/02 3:15:00 PM
Bromomethane	ND	56		µg/Kg-dry	1	4/19/02 3:15:00 PM
Trichlorofluoromethane	ND	56		µg/Kg-dry	1	4/19/02 3:15:00 PM
Acetone	ND	280		µg/Kg-dry	1	4/19/02 3:15:00 PM
1,1-Dichloroethene	ND	28		µg/Kg-dry	1	4/19/02 3:15:00 PM
Carbon disulfide	ND	56		µg/Kg-dry	1	4/19/02 3:15:00 PM
Methylene chloride	ND	56		µg/Kg-dry	1	4/19/02 3:15:00 PM
Methyl tert-butyl ether	ND	28		µg/Kg-dry	1	4/19/02 3:15:00 PM
trans-1,2-Dichloroethene	ND	28		µg/Kg-dry	1	4/19/02 3:15:00 PM
1,1-Dichloroethane	ND	28		µg/Kg-dry	1	4/19/02 3:15:00 PM
2-Butanone	ND	280		µg/Kg-dry	1	4/19/02 3:15:00 PM
2,2-Dichloropropane	ND	28		µg/Kg-dry	1	4/19/02 3:15:00 PM
cis-1,2-Dichloroethene	ND	28		µg/Kg-dry	1	4/19/02 3:15:00 PM
Chloroform	ND	28		µg/Kg-dry	1	4/19/02 3:15:00 PM
Bromochloromethane	ND	28		µg/Kg-dry	1	4/19/02 3:15:00 PM
1,1,1-Trichloroethane	ND	28		µg/Kg-dry	1	4/19/02 3:15:00 PM
1,1-Dichloropropene	ND	28		µg/Kg-dry	1	4/19/02 3:15:00 PM
Carbon tetrachloride	ND	28		µg/Kg-dry	1	4/19/02 3:15:00 PM
1,2-Dichloroethane	ND	28		µg/Kg-dry	1	4/19/02 3:15:00 PM
Benzene	ND	28		µg/Kg-dry	1	4/19/02 3:15:00 PM
Trichloroethene	ND	28		µg/Kg-dry	1	4/19/02 3:15:00 PM
1,2-Dichloropropane	ND	28		µg/Kg-dry	1	4/19/02 3:15:00 PM
Bromodichloromethane	ND	28		µg/Kg-dry	1	4/19/02 3:15:00 PM
Dibromomethane	ND	28		µg/Kg-dry	1	4/19/02 3:15:00 PM
4-Methyl-2-pentanone	ND	280		µg/Kg-dry	1	4/19/02 3:15:00 PM
cis-1,3-Dichloropropene	ND	28		µg/Kg-dry	1	4/19/02 3:15:00 PM
Toluene	ND	28		µg/Kg-dry	1	4/19/02 3:15:00 PM
trans-1,3-Dichloropropene	ND	28		µg/Kg-dry	1	4/19/02 3:15:00 PM
1,1,2-Trichloroethane	ND	28		µg/Kg-dry	1	4/19/02 3:15:00 PM
1,2-Dibromoethane	ND	28		µg/Kg-dry	1	4/19/02 3:15:00 PM
2-Hexanone	ND	280		µg/Kg-dry	1	4/19/02 3:15:00 PM
1,3-Dichloropropane	ND	28		µg/Kg-dry	1	4/19/02 3:15:00 PM
Tetrachloroethene	ND	28		µg/Kg-dry	1	4/19/02 3:15:00 PM
Dibromochloromethane	ND	28		µg/Kg-dry	1	4/19/02 3:15:00 PM
Chlorobenzene	ND	28		µg/Kg-dry	1	4/19/02 3:15:00 PM

Qualifiers:

ND - Not Detected at the Reporting Limit

J - Analyte detected below quantitation limits

B - Analyte detected in the associated Method Blank

H - Method prescribed holding time exceeded

S - Spike Recovery outside accepted recovery limits

R - RPD outside accepted recovery limits

E - Value above quantitation range

- See Case Narrative

RL - Reporting Limit; defined as the lowest concentration the laboratory can accurately quantitate.

AMRO Environmental Laboratories Corp.

Date: *29-Apr-02*

CLIENT:	STV Incorporated	**Client Sample ID:**	TE-MW-2-26 (77')
Lab Order:	0204166		
Project:	0710730 ESA	**Collection Date:**	4/15/02
Lab ID:	0204166-01A	**Matrix:**	SOIL

Analyses	Result	RL	Qual	Units	DF	Date Analyzed
1,1,1,2-Tetrachloroethane	ND	28		µg/Kg-dry	1	4/19/02 3:15:00 PM
Ethylbenzene	ND	28		µg/Kg-dry	1	4/19/02 3:15:00 PM
m,p-Xylene	ND	28		µg/Kg-dry	1	4/19/02 3:15:00 PM
o-Xylene	ND	28		µg/Kg-dry	1	4/19/02 3:15:00 PM
Styrene	ND	28		µg/Kg-dry	1	4/19/02 3:15:00 PM
Bromoform	ND	56		µg/Kg-dry	1	4/19/02 3:15:00 PM
Isopropylbenzene	ND	28		µg/Kg-dry	1	4/19/02 3:15:00 PM
1,1,2,2-Tetrachloroethane	ND	28		µg/Kg-dry	1	4/19/02 3:15:00 PM
1,2,3-Trichloropropane	ND	28		µg/Kg-dry	1	4/19/02 3:15:00 PM
Bromobenzene	ND	28		µg/Kg-dry	1	4/19/02 3:15:00 PM
n-Propylbenzene	ND	28		µg/Kg-dry	1	4/19/02 3:15:00 PM
2-Chlorotoluene	ND	28		µg/Kg-dry	1	4/19/02 3:15:00 PM
4-Chlorotoluene	ND	28		µg/Kg-dry	1	4/19/02 3:15:00 PM
1,3,5-Trimethylbenzene	ND	28		µg/Kg-dry	1	4/19/02 3:15:00 PM
tert-Butylbenzene	ND	28		µg/Kg-dry	1	4/19/02 3:15:00 PM
1,2,4-Trimethylbenzene	ND	28		µg/Kg-dry	1	4/19/02 3:15:00 PM
sec-Butylbenzene	ND	28		µg/Kg-dry	1	4/19/02 3:15:00 PM
4-Isopropyltoluene	ND	28		µg/Kg-dry	1	4/19/02 3:15:00 PM
1,3-Dichlorobenzene	ND	28		µg/Kg-dry	1	4/19/02 3:15:00 PM
1,4-Dichlorobenzene	ND	28		µg/Kg-dry	1	4/19/02 3:15:00 PM
n-Butylbenzene	ND	28		µg/Kg-dry	1	4/19/02 3:15:00 PM
1,2-Dichlorobenzene	ND	28		µg/Kg-dry	1	4/19/02 3:15:00 PM
1,2-Dibromo-3-chloropropane	ND	140		µg/Kg-dry	1	4/19/02 3:15:00 PM
1,2,4-Trichlorobenzene	ND	28		µg/Kg-dry	1	4/19/02 3:15:00 PM
Hexachlorobutadiene	ND	56		µg/Kg-dry	1	4/19/02 3:15:00 PM
Naphthalene	ND	56		µg/Kg-dry	1	4/19/02 3:15:00 PM
1,2,3-Trichlorobenzene	ND	28		µg/Kg-dry	1	4/19/02 3:15:00 PM
Surr: Dibromofluoromethane	84.7	60-124		%REC	1	4/19/02 3:15:00 PM
Surr: 1,2-Dichloroethane-d4	96.4	55-128		%REC	1	4/19/02 3:15:00 PM
Surr: Toluene-d8	94.0	63-127		%REC	1	4/19/02 3:15:00 PM
Surr: 4-Bromofluorobenzene	86.1	58-125		%REC	1	4/19/02 3:15:00 PM

Qualifiers:

ND - Not Detected at the Reporting Limit

J - Analyte detected below quantitation limits

B - Analyte detected in the associated Method Blank

H - Method prescribed holding time exceeded

S - Spike Recovery outside accepted recovery limits

R - RPD outside accepted recovery limits

E - Value above quantitation range

- See Case Narrative

RL - Reporting Limit; defined as the lowest concentration the laboratory can accurately quantitate.

AMRO Environmental Laboratories Corp.

Date: *29-Apr-02*

CLIENT:	STV Incorporated	**Client Sample ID:**	TE-MW-2-26 (75-77')
Lab Order:	0204166		
Project:	0710730 ESA	**Collection Date:**	4/15/02
Lab ID:	0204166-02A	**Matrix:**	SOIL

Analyses	Result	RL	Qual	Units	DF	Date Analyzed
SEMIVOLATILE ORGANICS		**SW8270C**				Analyst: KD
Phenol	ND	290		µg/Kg-dry	1	4/24/02 7:09:00 PM
Bis(2-chloroethyl)ether	ND	290		µg/Kg-dry	1	4/24/02 7:09:00 PM
2-Chlorophenol	ND	290		µg/Kg-dry	1	4/24/02 7:09:00 PM
1,3-Dichlorobenzene	ND	290		µg/Kg-dry	1	4/24/02 7:09:00 PM
1,4-Dichlorobenzene	ND	290		µg/Kg-dry	1	4/24/02 7:09:00 PM
Benzyl alcohol	ND	590		µg/Kg-dry	1	4/24/02 7:09:00 PM
2-Methylphenol	ND	290		µg/Kg-dry	1	4/24/02 7:09:00 PM
1,2-Dichlorobenzene	ND	290		µg/Kg-dry	1	4/24/02 7:09:00 PM
Bis(2-chloroisopropyl)ether	ND	290		µg/Kg-dry	1	4/24/02 7:09:00 PM
4-Methylphenol	ND	290		µg/Kg-dry	1	4/24/02 7:09:00 PM
N-Nitrosodi-n-propylamine	ND	290		µg/Kg-dry	1	4/24/02 7:09:00 PM
Hexachloroethane	ND	290		µg/Kg-dry	1	4/24/02 7:09:00 PM
Nitrobenzene	ND	290		µg/Kg-dry	1	4/24/02 7:09:00 PM
Isophorone	ND	290		µg/Kg-dry	1	4/24/02 7:09:00 PM
2,4-Dimethylphenol	ND	290		µg/Kg-dry	1	4/24/02 7:09:00 PM
Benzoic acid	ND	590		µg/Kg-dry	1	4/24/02 7:09:00 PM
2-Nitrophenol	ND	290		µg/Kg-dry	1	4/24/02 7:09:00 PM
Bis(2-chloroethoxy)methane	ND	290		µg/Kg-dry	1	4/24/02 7:09:00 PM
2,4-Dichlorophenol	ND	290		µg/Kg-dry	1	4/24/02 7:09:00 PM
1,2,4-Trichlorobenzene	ND	290		µg/Kg-dry	1	4/24/02 7:09:00 PM
Naphthalene	ND	290		µg/Kg-dry	1	4/24/02 7:09:00 PM
4-Chloroaniline	ND	290		µg/Kg-dry	1	4/24/02 7:09:00 PM
Hexachlorobutadiene	ND	290		µg/Kg-dry	1	4/24/02 7:09:00 PM
4-Chloro-3-methylphenol	ND	590		µg/Kg-dry	1	4/24/02 7:09:00 PM
2-Methylnaphthalene	ND	290		µg/Kg-dry	1	4/24/02 7:09:00 PM
Hexachlorocyclopentadiene	ND	290		µg/Kg-dry	1	4/24/02 7:09:00 PM
2,4,6-Trichlorophenol	ND	290		µg/Kg-dry	1	4/24/02 7:09:00 PM
2,4,5-Trichlorophenol	ND	290		µg/Kg-dry	1	4/24/02 7:09:00 PM
2-Chloronaphthalene	ND	290		µg/Kg-dry	1	4/24/02 7:09:00 PM
2-Nitroaniline	ND	590		µg/Kg-dry	1	4/24/02 7:09:00 PM
Dimethyl phthalate	ND	290		µg/Kg-dry	1	4/24/02 7:09:00 PM
2,6-Dinitrotoluene	ND	290		µg/Kg-dry	1	4/24/02 7:09:00 PM
Acenaphthylene	ND	290		µg/Kg-dry	1	4/24/02 7:09:00 PM
3-Nitroaniline	ND	590		µg/Kg-dry	1	4/24/02 7:09:00 PM
4-Nitrophenol	ND	590		µg/Kg-dry	1	4/24/02 7:09:00 PM
2,4-Dinitrophenol	ND	590		µg/Kg-dry	1	4/24/02 7:09:00 PM
Acenaphthene	ND	290		µg/Kg-dry	1	4/24/02 7:09:00 PM
2,4-Dinitrotoluene	ND	290		µg/Kg-dry	1	4/24/02 7:09:00 PM

Qualifiers:

ND - Not Detected at the Reporting Limit

J - Analyte detected below quantitation limits

B - Analyte detected in the associated Method Blank

H - Method prescribed holding time exceeded

S - Spike Recovery outside accepted recovery limits

R - RPD outside accepted recovery limits

E - Value above quantitation range

- See Case Narrative

RL - Reporting Limit; defined as the lowest concentration the laboratory can accurately quantitate.

AMRO Environmental Laboratories Corp.

Date: *29-Apr-02*

CLIENT:	STV Incorporated	**Client Sample ID:**	TE-MW-2-26 (75-77')
Lab Order:	0204166		
Project:	0710730 ESA	**Collection Date:**	4/15/02
Lab ID:	0204166-02A	**Matrix:**	SOIL

Analyses	Result	RL	Qual	Units	DF	Date Analyzed
Dibenzofuran	ND	290		µg/Kg-dry	1	4/24/02 7:09:00 PM
Diethyl phthalate	ND	290		µg/Kg-dry	1	4/24/02 7:09:00 PM
4-Chlorophenyl phenyl ether	ND	290		µg/Kg-dry	1	4/24/02 7:09:00 PM
Fluorene	ND	290		µg/Kg-dry	1	4/24/02 7:09:00 PM
4-Nitroaniline	ND	590		µg/Kg-dry	1	4/24/02 7:09:00 PM
4,6-Dinitro-2-methylphenol	ND	590		µg/Kg-dry	1	4/24/02 7:09:00 PM
N-Nitrosodiphenylamine	ND	290		µg/Kg-dry	1	4/24/02 7:09:00 PM
1,2-Diphenylhydrazine (as Azobenzene)	ND	290		µg/Kg-dry	1	4/24/02 7:09:00 PM
4-Bromophenyl phenyl ether	ND	290		µg/Kg-dry	1	4/24/02 7:09:00 PM
Hexachlorobenzene	ND	290		µg/Kg-dry	1	4/24/02 7:09:00 PM
Pentachlorophenol	ND	590		µg/Kg-dry	1	4/24/02 7:09:00 PM
Phenanthrene	ND	290		µg/Kg-dry	1	4/24/02 7:09:00 PM
Anthracene	ND	290		µg/Kg-dry	1	4/24/02 7:09:00 PM
Carbazole	ND	290		µg/Kg-dry	1	4/24/02 7:09:00 PM
Di-n-butyl phthalate	ND	290		µg/Kg-dry	1	4/24/02 7:09:00 PM
Fluoranthene	ND	290		µg/Kg-dry	1	4/24/02 7:09:00 PM
Pyrene	ND	290		µg/Kg-dry	1	4/24/02 7:09:00 PM
Butyl benzyl phthalate	ND	290		µg/Kg-dry	1	4/24/02 7:09:00 PM
Bis(2-ethylhexyl)phthalate	ND	290		µg/Kg-dry	1	4/24/02 7:09:00 PM
3,3'-Dichlorobenzidine	ND	290		µg/Kg-dry	1	4/24/02 7:09:00 PM
Benz(a)anthracene	ND	290		µg/Kg-dry	1	4/24/02 7:09:00 PM
Chrysene	ND	290		µg/Kg-dry	1	4/24/02 7:09:00 PM
Di-n-octyl phthalate	ND	290		µg/Kg-dry	1	4/24/02 7:09:00 PM
Benzo(b)fluoranthene	ND	290		µg/Kg-dry	1	4/24/02 7:09:00 PM
Benzo(k)fluoranthene	ND	290		µg/Kg-dry	1	4/24/02 7:09:00 PM
Benzo(a)pyrene	ND	290		µg/Kg-dry	1	4/24/02 7:09:00 PM
Dibenz(a,h)anthracene	ND	290		µg/Kg-dry	1	4/24/02 7:09:00 PM
Indeno(1,2,3-cd)pyrene	ND	290		µg/Kg-dry	1	4/24/02 7:09:00 PM
Benzo(g,h,i)perylene	ND	290		µg/Kg-dry	1	4/24/02 7:09:00 PM
Surr: 2-Fluorophenol	64.2	28-93		%REC	1	4/24/02 7:09:00 PM
Surr: Phenol-d5	65.0	31-97		%REC	1	4/24/02 7:09:00 PM
Surr: Nitrobenzene-d5	59.9	32-95		%REC	1	4/24/02 7:09:00 PM
Surr: 2-Fluorobiphenyl	65.5	38-98		%REC	1	4/24/02 7:09:00 PM
Surr: 2,4,6-Tribromophenol	69.3	34-114		%REC	1	4/24/02 7:09:00 PM
Surr: 4-Terphenyl-d14	75.1	41-108		%REC	1	4/24/02 7:09:00 PM

Qualifiers:

ND - Not Detected at the Reporting Limit
J - Analyte detected below quantitation limits
B - Analyte detected in the associated Method Blank
H - Method prescribed holding time exceeded
S - Spike Recovery outside accepted recovery limits
R - RPD outside accepted recovery limits
E - Value above quantitation range
- See Case Narrative
RL - Reporting Limit; defined as the lowest concentration the laboratory can accurately quantitate.

AMRO Environmental Laboratories Corp.

29-Apr-02

Lab Order: 0204166
Client: STV Incorporated
Project: 0710730 ESA

DATES REPORT

Sample ID	Client Sample ID	Collection Date	Matrix	Test Name	TCLP Date	Prep Date	Analysis Date	Batch ID
0204166-01A	TE-MW-2-26 (77')	4/15/02	Soil	Percent Moisture			4/18/02	R13315
				VOLATILES by GC/MS, Bulk Soil		4/15/02	4/19/02	R13306
0204166-02A	TE-MW-2-26 (75-77')			Percent Moisture			4/17/02	R13283
				SEMIVOLATILE ORGANICS, Soil/Solids		4/23/02	4/24/02	6759

AMRO Environmental Laboratories Corporation

SAMPLE RECEIPT CHECKLIST

111 Herrick Street
Merrimack, NH 03054
(603) 424-2022

Client: STU
Project Name: 0710230 ESA
Ship via: (circle one) Fed Ex, UPS, AMRO Courier, Hand Del., Other Courier, Other:

AMRO ID: 0204166
Date Rec.: 4-16-02
Date Due: 4-26-02

Items to be Checked Upon Receipt	Yes	No	NA	Comments
1. Army Samples received in individual plastic bags?	✓			
2. Custody Seals present?	✓			
3. Custody Seals intact?	✓			
4. Air Bill included in folder if received?	✓			
5. Is COC included with samples?	✓			
6. Is COC signed and dated by client?	✓			
7. Laboratory receipt temperature. TEMP = 5°				
Samples rec. with ice ✓ ice packs___ neither___				
8. Were samples received the same day they were sampled?		✓		
Is client temperature 4°C ± 2°C?	✓			
If no obtain authorization from the client for the analyses.				
Client authorization from: Date: Obtained by:				
9. Is the COC filled out correctly and completely?	✓			
10. Does the info on the COC match the samples?	✓			
11. Were samples rec. within holding time?	✓			
12. Were all samples properly labeled?	✓			
13. Were all samples properly preserved?	✓			
14. Were proper sample containers used?	✓			
15. Were all samples received intact? (none broken or leaking)	✓			
16. Were VOA vials rec. with no air bubbles?			✓	
17. Were the sample volumes sufficient for requested analysis?	✓			
18. Were all samples received?	✓			
19. VPH and VOA Soils only:	✓			
Sampling Method VPH (circle one): M=Methanol, E=EnCore (air-tight container)				
Sampling Method VOA (circle one): M=Methanol, SB=Sodium Bisulfate, E=EnCore, B=Bulk				
If M or SB:				
Does preservative cover the soil?				
If NO then client must be faxed.				
Does preservation level come close to the fill line on the vial?				
If NO then client must be faxed.				
Were vials provided by AMRO?				
If NO then weights MUST be obtained from client				
Was dry weight aliquot provided?				
If NO then fax client and inform the VOA lab ASAP.				
20. Subcontracted Samples:			✓	
What samples sent:				
Where sent:				
Date:				
Analysis:				
TAT:				
21. Information entered into:				
Internal Tracking Log?	✓			
Dry Weight Log?	✓			
Client Log?			✓	
Composite Log?			✓	
Filtration Log?			✓	

Received By: CC Date: 4-16-02 Logged in By: CC Date: 4-17-02
Labeled By: CC Date: 4-17-02 Checked By: MG Date: 4-18-02

NA= Not Applicable

qc/qcmemos/forms/samplerec Rev.18 06/00

AMRO Environmental Laboratories Corporation
111 Herrick Street
Merrimack, N.H. 03054
Office: 603-424-2022 Fax: 603-429-8496

35882

CHAIN OF CUSTODY RECORD

PAGE 1 OF 1

Proj. No.: 0710730
Project Name: ESA
Project State: NY
Samplers (Signature): Romone Nawrot

MATRIX: Water - A, Soil/Solid-S, Waste-W, Other-O, Explain

Sta. No.	Date	Time	Comp	Grab	Station Location	Type Size, & No. of Containers	Matrix	TCL VOCs	TCL SVOCs					Remarks
	4/15/02	1305		X	TE-MW-2-26 (77')	1x2oz	S	X						
	4/15/02	1305	X		TE-MW-2-26 (75-77')	1x4oz	S		X					

Please print clearly, legibly and completely. Samples cannot be logged in and the turnaround time clock will not start until any ambiguities are resolved.

PRIORITY TURNAROUND TIME AUTHORIZATION

Before submitting samples for expedited T.A.T., you must have requested in advance and received a coded **T.A.T. AUTHORIZATION NUMBER.**

AUTHORIZATION NO._____ T.A.T. authorized by:_____

Relinquished by (Signature)	Date Time	Received by (Signature)
Romone Nawrot	4/15/02	C Cearley 4-16-02 0950
Relinquished by (Signature)	Date Time	Received by (Signature)
Relinquished by (Signature)	Date Time	Received by (Signature)
Relinquished by (Signature)	Date Time	Received for Laboratory by: (Signature)

☐ Fax to (phone)

Results needed

PO#

Send Results to:
STV Inc
Jeff Butler
225 Park Ave South
NY NY 10003

AMRO Project No.: 0204166

Seal Intact? Yes No N/A

Remarks

10

STATE OF NEW YORK
DEPARTMENT OF HEALTH

Wadsworth Center The Governor Nelson A. Rockefeller Empire State Plaza P.O. Box 509 Albany, New York 12201-0509

Antonia C. Novello, M.D., M.P.H., Dr. P.H.
Commissioner

Dennis P. Whalen
Executive Deputy Commissioner

February 28, 2002

Dear Laboratory Director:

Please note that although your ELAP Certificate of Approval expires on 12:01 AM April 1, 2002, it is still valid until June 15, 2002, as per ELAP Certification Manual, No. 140, Page 13 of 42, dated 12/6/95, Part 55-2.4e NYCRR. "...during any extension or grace period permitted by this Subpart, a laboratory approval shall remain in force beyond the expiration date of the certificate of approval, unless such approval is specifically terminated or suspended in writing."

Further verification of your laboratory's approved ELAP status is available by calling the Program Office at (518) 485-5570.

Sincerely,

Linda L. Madlin

Linda L. Madlin
Administrative Assistant
Environmental Laboratory
Approval Program

LLM:mes

NYSDOH - WADSWORTH CENTER - ELAP - PO BOX 509 - ALBANY NY 12201-0509

NEW YORK STATE DEPARTMENT OF HEALTH
WADSWORTH CENTER
Antonia C. Novello, M.D., M.P.H., Dr.P.H. Commissioner

Expires 12:01 AM April 01, 2002
Issued September 17, 2001
Revised January 14, 2002

CERTIFICATE OF APPROVAL FOR LABORATORY SERVICE

Issued in accordance with and pursuant to section 502 Public Health Law of New York State

MS. NANCY STEWART
AMRO ENVIRONMENTAL LAB CORP
111 HERRICK STREET
MERRIMACK NH 03054 USA

NY Lab Id No: 11278
EPA Lab Code: NH00012

is hereby APPROVED as an Environmental Laboratory in conformance with the National Environmental Laboratory Accreditation Conference Standards for the category ENVIRONMENTAL ANALYSES SOLID AND HAZARDOUS WASTE
All approved analytes are listed below:

Acrolein and Acrylonitrile

Acrolein	SW-846 8260B
Acrylonitrile	SW-846 8260B

Characteristic Testing

Ignitability	SW846 1010
Reactivity	SW846 Ch7, Sec. 7.3
TCLP	FED REG 1311

Chlorinated Hydrocarbon Pesticides

4,4 -DDE	SW-846 8081A
4,4 -DDT	SW-846 8081A
4,4-DDD	SW-846 8081A
Aldrin	SW-846 8081A
alpha-BHC	SW-846 8081A
beta-BHC	SW-846 8081A
Chlordane Total	SW-846 8081A
delta-BHC	SW-846 8081A
Dieldrin	SW-846 8081A
Endosulfan I	SW-846 8081A
Endosulfan II	SW-846 8081A
Endosulfan sulfate	SW-846 8081A
Endrin	SW-846 8081A
Endrin aldehyde	SW-846 8081A
Heptachlor	SW-846 8081A
Heptachlor epoxide	SW-846 8081A

Chlorinated Hydrocarbon Pesticides

Lindane	SW-846 8081A
Methoxychlor	SW-846 8081A

Chlorinated Hydrocarbons

1,2,4-Trichlorobenzene	SW-846 8270C
2-Chloronaphthalene	SW-846 8270C
Hexachlorobenzene	SW-846 8270C
Hexachlorobutadiene	SW-846 8270C
Hexachlorocyclopentadiene	SW-846 8270C
Hexachloroethane	SW-846 8270C

Haloethers

Bis (2-chloroisopropyl) ether	SW-846 8270C
Bis(2-chloroethoxy)methane	SW-846 8270C

Metals I

Barium, Total	SW-846 6010B
Cadmium, Total	SW-846 6010B
Chromium, Total	SW-846 6010B
Lead, Total	SW-846 6010B
Nickel, Total	SW-846 6010B
Silver, Total	SW-846 6010B

Metals II

Antimony, Total	SW-846 6010B
Arsenic, Total	SW-846 6010B

Serial No.: 14514

Property of the New York State Department of Health. Valid only at the address shown. Must be conspicuously posted. Valid certificates have a raised seal and may be verified by calling (518)485-5570.

DOH-3317 (3/97)

12

NEW YORK STATE DEPARTMENT OF HEALTH
WADSWORTH CENTER
Antonia C. Novello, M.D., M.P.H., Dr.P.H. Commissioner

Expires 12:01 AM April 01, 2002
Issued September 17, 2001
Revised January 14, 2002

CERTIFICATE OF APPROVAL FOR LABORATORY SERVICE

Issued in accordance with and pursuant to section 502 Public Health Law of New York State

MS. NANCY STEWART
AMRO ENVIRONMENTAL LAB CORP
111 HERRICK STREET
MERRIMACK NH 03054 USA

NY Lab Id No: 11278
EPA Lab Code: NH00012

is hereby APPROVED as an Environmental Laboratory in conformance with the National Environmental Laboratory Accreditation Conference Standards for the category ENVIRONMENTAL ANALYSES SOLID AND HAZARDOUS WASTE
All approved analytes are listed below:

Metals II

Selenium, Total	SW-846 6010B

Miscellaneous

Hydrogen Ion (pH)	SW-846 9040B
	SW-846 9045C
Lead in Paint	SM18 3120B

Nitroaromatics and Isophorone

2,4-Dinitrotoluene	SW-846 8270C
2,6-Dinitrotoluene	SW-846 8270C
Isophorone	CLP 95-2
	SW-846 8270C
Nitrobenzene	SW-846 8270C

Phthalate Esters

Benzyl butyl phthalate	SW-846 8270C
Bis(2-ethylhexyl) phthalate	SW-846 8270C
Diethyl phthalate	SW-846 8270C
Dimethyl phthalate	SW-846 8270C
Di-n-butyl phthalate	SW-846 8270C
Di-n-octyl phthalate	SW-846 8270C

Polychlorinated Biphenyls

PCB-1016	SW-846 8082
PCB-1221	SW-846 8082
PCB-1232	SW-846 8082

Polychlorinated Biphenyls

PCB-1242	SW-846 8082
PCB-1248	SW-846 8082
PCB-1254	SW-846 8082
PCB-1260	SW-846 8082

Polynuclear Aromatic Hydrocarbons

Acenaphthene	SW-846 8270C
Acenaphthylene	SW-846 8270C
Benzo(a)anthracene	SW-846 8270C
Benzo(a)pyrene	SW-846 8270C
Benzo(b)fluoranthene	SW-846 8270C
Benzo(ghi)perylene	SW-846 8270C
Chrysene	SW-846 8270C
Dibenzo(a,h)anthracene	SW-846 8270C
Fluoranthene	SW-846 8270C
Fluorene	SW-846 8270C
Indeno(1,2,3-cd)pyrene	SW-846 8270C
Naphthalene	SW-846 8270C
Phenanthrene	SW-846 8270C
Pyrene	SW-846 8270C

Priority Pollutant Phenols

2,4,6-Trichlorophenol	SW-846 8270C
2,4-Dichlorophenol	SW-846 8270C
2,4-Dimethylphenol	SW-846 8270C

Serial No.: 14514

Property of the New York State Department of Health. Valid only at the address shown. Must be conspicuously posted. Valid certificates have a raised seal and may be verified by calling (518)485-5570.

DOH-3317 (3/97)

NEW YORK STATE DEPARTMENT OF HEALTH
WADSWORTH CENTER
Antonia C. Novello, M.D., M.P.H., Dr.P.H. Commissioner

Expires 12:01 AM April 01, 2002
Issued September 17, 2001
Revised January 14, 2002

CERTIFICATE OF APPROVAL FOR LABORATORY SERVICE

Issued in accordance with and pursuant to section 502 Public Health Law of New York State

MS. NANCY STEWART
AMRO ENVIRONMENTAL LAB CORP
111 HERRICK STREET
MERRIMACK NH 03054 USA

NY Lab Id No: 11278
EPA Lab Code: NH00012

is hereby APPROVED as an Environmental Laboratory in conformance with the National Environmental Laboratory Accreditation Conference Standards for the category ENVIRONMENTAL ANALYSES SOLID AND HAZARDOUS WASTE All approved analytes are listed below:

Priority Pollutant Phenols

2,4-Dinitrophenol	SW-846 8270C
2-Chlorophenol	SW-846 8270C
2-Methyl-4,6-dinitrophenol	SW-846 8270C
2-Nitrophenol	SW-846 8270C
4-Chloro-3-methylphenol	SW-846 8270C
4-Nitrophenol	SW-846 8270C
Pentachlorophenol	SW-846 8270C
Phenol	SW-846 8270C

Purgeable Aromatics

1,2-Dichlorobenzene	SW-846 8260B
1,3-Dichlorobenzene	SW-846 8260B
1,4-Dichlorobenzene	SW-846 8260B
Benzene	SW-846 8260B
Chlorobenzene	SW-846 8260B
Ethyl benzene	SW-846 8260B
Toluene	SW-846 8260B
Total Xylenes	SW-846 8260B

Purgeable Halocarbons

1,1,1-Trichloroethane	SW-846 8260B
1,1,2,2-Tetrachloroethane	SW-846 8260B
1,1,2-Trichloroethane	SW-846 8260B
1,1-Dichloroethane	SW-846 8260B
1,1-Dichloroethene	SW-846 8260B

Purgeable Halocarbons

1,2-Dichloroethane	SW-846 8260B
1,2-Dichloropropane	SW-846 8260B
2-Chloroethylvinyl ether	SW-846 8260B
Bromodichloromethane	SW-846 8260B
Bromoform	SW-846 8260B
Bromomethane	SW-846 8260B
Carbon tetrachloride	SW-846 8260B
Chloroethane	SW-846 8260B
Chloroform	SW-846 8260B
Chloromethane	SW-846 8260B
Dibromochloromethane	SW-846 8260B
Dichlorodifluoromethane	SW-846 8260B
Methylene chloride	SW-846 8260B
Tetrachloroethene	SW-846 8260B
Trichloroethene	SW-846 8260B
Trichlorofluoromethane	SW-846 8260B
Vinyl chloride	SW-846 8260B

Serial No.: 14514

Property of the New York State Department of Health. Valid only at the address shown. Must be conspicuously posted. Valid certificates have a raised seal and may be verified by calling (518)485-5570.

DOH-3317 (3/97)

AMRO Environmental Laboratories Corporation

111 Herrick Street, Merrimack, NH 03054
TEL: (603) 424-2022 · FAX: (603) 429-8496

April 30, 2002

Jeff Butler
STV Incorporated
469 7th Avenue
14th Floor
New York, NY 10018
TEL: (212) 904-1702
FAX: (212) 777-8492

RE: 730710 ESA

Workorder No.: 0204213

Dear Jeff Butler:
AMRO Environmental Laboratories Corp. received 6 samples on 4/19/02 for the analyses presented in the following report.

AMRO operates a Quality Assurance Program which meets or exceeds National Environmental Laboratory Accreditation Conference (NELAC), state, and EPA requirements. A copy of the appropriate state and/or NELAC Certificate is attached.

The enclosed Sample Receipt Checklist details the condition of your sample(s) upon receipt. Please be advised that any unused sample volume and sample extracts will be stored for a period of 60 days from sample receipt date (90 days for samples from New York). After this time, AMRO will properly dispose of the remaining sample(s). If you require further analysis, or need the samples held for a longer period, please contact us immediately.

This report consists of a total of 23 pages. This letter is an integral part of your data report. All results in this project relate only to the sample(s) as received by the laboratory and documented in the Chain-of-Custody. This report shall not be reproduced except in full, without the written approval of the laboratory. If you have any questions regarding this project in the future, please refer to the Workorder Number above.

Sincerely,

Nancy Stewart
Vice President/LabDirector

AMRO Environmental Laboratories Corp.

Date: *30-Apr-02*

CLIENT: STV Incorporated
Project: 730710 ESA
Lab Order: 0204213
Date Received: 4/19/02

Work Order Sample Summary

Lab Sample ID	Client Sample ID	Collection Date
0204213-01A	TE-MW-2-23 (5')	4/18/02
0204213-02A	TE-MW-2-23 (3-5')	4/18/02
0204213-03A	TE-MW-2-23 (31')	4/18/02
0204213-04A	TE-MW-2-23 (29-31')	4/18/02
0204213-05A	TE-MW-2-23 (66')	4/18/02
0204213-06A	TE-MW-2-23 (64-66')	4/18/02

AMRO Environmental Laboratories Corp.

Date: *30-Apr-02*

CLIENT: STV Incorporated **Lab Order:** 0204213
Project: 730710 ESA

Lab ID: 0204213-01 **Collection Date:** 4/18/02
Client Sample ID: TE-MW-2-23 (5') **Matrix:** SOIL

Analyses	Result	Limit	Qual	Units	DF	Date Analyzed
PERCENT MOISTURE		D2216				Analyst: JTS
Percent Moisture	18.8	0		wt%	1	4/22/01

Lab ID: 0204213-02 **Collection Date:** 4/18/02
Client Sample ID: TE-MW-2-23 (3-5') **Matrix:** SOIL

Analyses	Result	Limit	Qual	Units	DF	Date Analyzed
PERCENT MOISTURE		D2216				Analyst: JTS
Percent Moisture	6.2	0		wt%	1	4/22/01

Lab ID: 0204213-03 **Collection Date:** 4/18/02
Client Sample ID: TE-MW-2-23 (31') **Matrix:** SOIL

Analyses	Result	Limit	Qual	Units	DF	Date Analyzed
PERCENT MOISTURE		D2216				Analyst: JTS
Percent Moisture	18.9	0		wt%	1	4/22/01

Lab ID: 0204213-04 **Collection Date:** 4/18/02
Client Sample ID: TE-MW-2-23 (29-31') **Matrix:** SOIL

Analyses	Result	Limit	Qual	Units	DF	Date Analyzed
PERCENT MOISTURE		D2216				Analyst: JTS
Percent Moisture	14.9	0		wt%	1	4/22/01

Lab ID: 0204213-05 **Collection Date:** 4/18/02
Client Sample ID: TE-MW-2-23 (66') **Matrix:** SOIL

Analyses	Result	Limit	Qual	Units	DF	Date Analyzed
PERCENT MOISTURE		D2216				Analyst: JTS
Percent Moisture	21.7	0		wt%	1	4/22/01

Qualifiers:
ND - Not Detected at the Reporting Limit
J - Analyte detected below quantitation limits
B - Analyte detected in the associated Method Blank
* - Value exceeds Maximum Contaminant Level
S - Spike Recovery outside accepted recovery limits
R - RPD outside accepted recovery limits
E - Value above quantitation range

AMRO Environmental Laboratories Corp.

Date: *30-Apr-02*

CLIENT: STV Incorporated
Project: 730710 ESA
Lab Order: 0204213

Lab ID: 0204213-06
Collection Date: 4/18/02
Client Sample ID: TE-MW-2-23 (64-66')
Matrix: SOIL

Analyses	Result	Limit	Qual	Units	DF	Date Analyzed
PERCENT MOISTURE		**D2216**				**Analyst: JTS**
Percent Moisture	14.3	0		wt%	1	4/22/01

Qualifiers:

ND - Not Detected at the Reporting Limit
J - Analyte detected below quantitation limits
B - Analyte detected in the associated Method Blank
* - Value exceeds Maximum Contaminant Level
S - Spike Recovery outside accepted recovery limits
R - RPD outside accepted recovery limits
E - Value above quantitation range

AMRO Environmental Laboratories Corp.

Date: *30-Apr-02*

CLIENT:	STV Incorporated	**Client Sample ID:**	TE-MW-2-23 (5')
Lab Order:	0204213		
Project:	730710 ESA	**Collection Date:**	4/18/02
Lab ID:	0204213-01A	**Matrix:**	SOIL

Analyses	Result	RL	Qual	Units	DF	Date Analyzed
VOLATILES BY GC/MS		**SW8260B**				Analyst: SK
Dichlorodifluoromethane	ND	58		µg/Kg-dry	1	4/26/02 4:13:00 PM
Chloromethane	ND	58		µg/Kg-dry	1	4/26/02 4:13:00 PM
Vinyl chloride	ND	29		µg/Kg-dry	1	4/26/02 4:13:00 PM
Chloroethane	ND	58		µg/Kg-dry	1	4/26/02 4:13:00 PM
Bromomethane	ND	58		µg/Kg-dry	1	4/26/02 4:13:00 PM
Trichlorofluoromethane	ND	58		µg/Kg-dry	1	4/26/02 4:13:00 PM
Acetone	ND	290		µg/Kg-dry	1	4/26/02 4:13:00 PM
1,1-Dichloroethene	ND	29		µg/Kg-dry	1	4/26/02 4:13:00 PM
Carbon disulfide	ND	58		µg/Kg-dry	1	4/26/02 4:13:00 PM
Methylene chloride	ND	58		µg/Kg-dry	1	4/26/02 4:13:00 PM
Methyl tert-butyl ether	ND	29		µg/Kg-dry	1	4/26/02 4:13:00 PM
trans-1,2-Dichloroethene	ND	29		µg/Kg-dry	1	4/26/02 4:13:00 PM
1,1-Dichloroethane	ND	29		µg/Kg-dry	1	4/26/02 4:13:00 PM
2-Butanone	ND	290		µg/Kg-dry	1	4/26/02 4:13:00 PM
2,2-Dichloropropane	ND	29		µg/Kg-dry	1	4/26/02 4:13:00 PM
cis-1,2-Dichloroethene	ND	29		µg/Kg-dry	1	4/26/02 4:13:00 PM
Chloroform	ND	29		µg/Kg-dry	1	4/26/02 4:13:00 PM
Bromochloromethane	ND	29		µg/Kg-dry	1	4/26/02 4:13:00 PM
1,1,1-Trichloroethane	ND	29		µg/Kg-dry	1	4/26/02 4:13:00 PM
1,1-Dichloropropene	ND	29		µg/Kg-dry	1	4/26/02 4:13:00 PM
Carbon tetrachloride	ND	29		µg/Kg-dry	1	4/26/02 4:13:00 PM
1,2-Dichloroethane	ND	29		µg/Kg-dry	1	4/26/02 4:13:00 PM
Benzene	ND	29		µg/Kg-dry	1	4/26/02 4:13:00 PM
Trichloroethene	ND	29		µg/Kg-dry	1	4/26/02 4:13:00 PM
1,2-Dichloropropane	ND	29		µg/Kg-dry	1	4/26/02 4:13:00 PM
Bromodichloromethane	ND	29		µg/Kg-dry	1	4/26/02 4:13:00 PM
Dibromomethane	ND	29		µg/Kg-dry	1	4/26/02 4:13:00 PM
4-Methyl-2-pentanone	ND	290		µg/Kg-dry	1	4/26/02 4:13:00 PM
cis-1,3-Dichloropropene	ND	29		µg/Kg-dry	1	4/26/02 4:13:00 PM
Toluene	ND	29		µg/Kg-dry	1	4/26/02 4:13:00 PM
trans-1,3-Dichloropropene	ND	29		µg/Kg-dry	1	4/26/02 4:13:00 PM
1,1,2-Trichloroethane	ND	29		µg/Kg-dry	1	4/26/02 4:13:00 PM
1,2-Dibromoethane	ND	29		µg/Kg-dry	1	4/26/02 4:13:00 PM
2-Hexanone	ND	290		µg/Kg-dry	1	4/26/02 4:13:00 PM
1,3-Dichloropropane	ND	29		µg/Kg-dry	1	4/26/02 4:13:00 PM
Tetrachloroethene	ND	29		µg/Kg-dry	1	4/26/02 4:13:00 PM
Dibromochloromethane	ND	29		µg/Kg-dry	1	4/26/02 4:13:00 PM
Chlorobenzene	ND	29		µg/Kg-dry	1	4/26/02 4:13:00 PM

Qualifiers:

ND - Not Detected at the Reporting Limit
J - Analyte detected below quantitation limits
B - Analyte detected in the associated Method Blank
H - Method prescribed holding time exceeded
S - Spike Recovery outside accepted recovery limits
R - RPD outside accepted recovery limits
E - Value above quantitation range
- See Case Narrative
RL - Reporting Limit; defined as the lowest concentration the laboratory can accurately quantitate.

AMRO Environmental Laboratories Corp.

Date: *30-Apr-02*

CLIENT:	STV Incorporated	**Client Sample ID:**	TE-MW-2-23 (5')
Lab Order:	0204213		
Project:	730710 ESA	**Collection Date:**	4/18/02
Lab ID:	0204213-01A	**Matrix:**	SOIL

Analyses	Result	RL	Qual	Units	DF	Date Analyzed
1,1,1,2-Tetrachloroethane	ND	29		µg/Kg-dry	1	4/26/02 4:13:00 PM
Ethylbenzene	ND	29		µg/Kg-dry	1	4/26/02 4:13:00 PM
m,p-Xylene	ND	29		µg/Kg-dry	1	4/26/02 4:13:00 PM
o-Xylene	ND	29		µg/Kg-dry	1	4/26/02 4:13:00 PM
Styrene	ND	29		µg/Kg-dry	1	4/26/02 4:13:00 PM
Bromoform	ND	58		µg/Kg-dry	1	4/26/02 4:13:00 PM
Isopropylbenzene	ND	29		µg/Kg-dry	1	4/26/02 4:13:00 PM
1,1,2,2-Tetrachloroethane	ND	29		µg/Kg-dry	1	4/26/02 4:13:00 PM
1,2,3-Trichloropropane	ND	29		µg/Kg-dry	1	4/26/02 4:13:00 PM
Bromobenzene	ND	29		µg/Kg-dry	1	4/26/02 4:13:00 PM
n-Propylbenzene	ND	29		µg/Kg-dry	1	4/26/02 4:13:00 PM
2-Chlorotoluene	ND	29		µg/Kg-dry	1	4/26/02 4:13:00 PM
4-Chlorotoluene	ND	29		µg/Kg-dry	1	4/26/02 4:13:00 PM
1,3,5-Trimethylbenzene	ND	29		µg/Kg-dry	1	4/26/02 4:13:00 PM
tert-Butylbenzene	ND	29		µg/Kg-dry	1	4/26/02 4:13:00 PM
1,2,4-Trimethylbenzene	ND	29		µg/Kg-dry	1	4/26/02 4:13:00 PM
sec-Butylbenzene	ND	29		µg/Kg-dry	1	4/26/02 4:13:00 PM
4-Isopropyltoluene	ND	29		µg/Kg-dry	1	4/26/02 4:13:00 PM
1,3-Dichlorobenzene	ND	29		µg/Kg-dry	1	4/26/02 4:13:00 PM
1,4-Dichlorobenzene	ND	29		µg/Kg-dry	1	4/26/02 4:13:00 PM
n-Butylbenzene	ND	29		µg/Kg-dry	1	4/26/02 4:13:00 PM
1,2-Dichlorobenzene	ND	29		µg/Kg-dry	1	4/26/02 4:13:00 PM
1,2-Dibromo-3-chloropropane	ND	150		µg/Kg-dry	1	4/26/02 4:13:00 PM
1,2,4-Trichlorobenzene	ND	29		µg/Kg-dry	1	4/26/02 4:13:00 PM
Hexachlorobutadiene	ND	58		µg/Kg-dry	1	4/26/02 4:13:00 PM
Naphthalene	ND	58		µg/Kg-dry	1	4/26/02 4:13:00 PM
1,2,3-Trichlorobenzene	ND	29		µg/Kg-dry	1	4/26/02 4:13:00 PM
Surr: Dibromofluoromethane	86.1	60-124		%REC	1	4/26/02 4:13:00 PM
Surr: 1,2-Dichloroethane-d4	89.3	55-128		%REC	1	4/26/02 4:13:00 PM
Surr: Toluene-d8	92.8	63-127		%REC	1	4/26/02 4:13:00 PM
Surr: 4-Bromofluorobenzene	72.8	58-125		%REC	1	4/26/02 4:13:00 PM

Qualifiers:

ND - Not Detected at the Reporting Limit

J - Analyte detected below quantitation limits

B - Analyte detected in the associated Method Blank

H - Method prescribed holding time exceeded

S - Spike Recovery outside accepted recovery limits

R - RPD outside accepted recovery limits

E - Value above quantitation range

- See Case Narrative

RL - Reporting Limit; defined as the lowest concentration the laboratory can accurately quantitate.

AMRO Environmental Laboratories Corp.

Date: *30-Apr-02*

CLIENT:	STV Incorporated	**Client Sample ID:**	TE-MW-2-23 (31')
Lab Order:	0204213		
Project:	730710 ESA	**Collection Date:**	4/18/02
Lab ID:	0204213-03A	**Matrix:**	SOIL

Analyses	Result	RL	Qual	Units	DF	Date Analyzed
VOLATILES BY GC/MS		**SW8260B**				Analyst: SK
Dichlorodifluoromethane	ND	60		µg/Kg-dry	1	4/26/02 4:48:00 PM
Chloromethane	ND	60		µg/Kg-dry	1	4/26/02 4:48:00 PM
Vinyl chloride	ND	30		µg/Kg-dry	1	4/26/02 4:48:00 PM
Chloroethane	ND	60		µg/Kg-dry	1	4/26/02 4:48:00 PM
Bromomethane	ND	60		µg/Kg-dry	1	4/26/02 4:48:00 PM
Trichlorofluoromethane	ND	60		µg/Kg-dry	1	4/26/02 4:48:00 PM
Acetone	ND	300		µg/Kg-dry	1	4/26/02 4:48:00 PM
1,1-Dichloroethene	ND	30		µg/Kg-dry	1	4/26/02 4:48:00 PM
Carbon disulfide	ND	60		µg/Kg-dry	1	4/26/02 4:48:00 PM
Methylene chloride	ND	60		µg/Kg-dry	1	4/26/02 4:48:00 PM
Methyl tert-butyl ether	ND	30		µg/Kg-dry	1	4/26/02 4:48:00 PM
trans-1,2-Dichloroethene	ND	30		µg/Kg-dry	1	4/26/02 4:48:00 PM
1,1-Dichloroethane	ND	30		µg/Kg-dry	1	4/26/02 4:48:00 PM
2-Butanone	ND	300		µg/Kg-dry	1	4/26/02 4:48:00 PM
2,2-Dichloropropane	ND	30		µg/Kg-dry	1	4/26/02 4:48:00 PM
cis-1,2-Dichloroethene	ND	30		µg/Kg-dry	1	4/26/02 4:48:00 PM
Chloroform	ND	30		µg/Kg-dry	1	4/26/02 4:48:00 PM
Bromochloromethane	ND	30		µg/Kg-dry	1	4/26/02 4:48:00 PM
1,1,1-Trichloroethane	ND	30		µg/Kg-dry	1	4/26/02 4:48:00 PM
1,1-Dichloropropene	ND	30		µg/Kg-dry	1	4/26/02 4:48:00 PM
Carbon tetrachloride	ND	30		µg/Kg-dry	1	4/26/02 4:48:00 PM
1,2-Dichloroethane	ND	30		µg/Kg-dry	1	4/26/02 4:48:00 PM
Benzene	ND	30		µg/Kg-dry	1	4/26/02 4:48:00 PM
Trichloroethene	ND	30		µg/Kg-dry	1	4/26/02 4:48:00 PM
1,2-Dichloropropane	ND	30		µg/Kg-dry	1	4/26/02 4:48:00 PM
Bromodichloromethane	ND	30		µg/Kg-dry	1	4/26/02 4:48:00 PM
Dibromomethane	ND	30		µg/Kg-dry	1	4/26/02 4:48:00 PM
4-Methyl-2-pentanone	ND	300		µg/Kg-dry	1	4/26/02 4:48:00 PM
cis-1,3-Dichloropropene	ND	30		µg/Kg-dry	1	4/26/02 4:48:00 PM
Toluene	ND	30		µg/Kg-dry	1	4/26/02 4:48:00 PM
trans-1,3-Dichloropropene	ND	30		µg/Kg-dry	1	4/26/02 4:48:00 PM
1,1,2-Trichloroethane	ND	30		µg/Kg-dry	1	4/26/02 4:48:00 PM
1,2-Dibromoethane	ND	30		µg/Kg-dry	1	4/26/02 4:48:00 PM
2-Hexanone	ND	300		µg/Kg-dry	1	4/26/02 4:48:00 PM
1,3-Dichloropropane	ND	30		µg/Kg-dry	1	4/26/02 4:48:00 PM
Tetrachloroethene	ND	30		µg/Kg-dry	1	4/26/02 4:48:00 PM
Dibromochloromethane	ND	30		µg/Kg-dry	1	4/26/02 4:48:00 PM
Chlorobenzene	ND	30		µg/Kg-dry	1	4/26/02 4:48:00 PM

Qualifiers:

ND - Not Detected at the Reporting Limit
J - Analyte detected below quantitation limits
B - Analyte detected in the associated Method Blank
H - Method prescribed holding time exceeded
S - Spike Recovery outside accepted recovery limits
R - RPD outside accepted recovery limits
E - Value above quantitation range
- See Case Narrative
RL - Reporting Limit; defined as the lowest concentration the laboratory can accurately quantitate.

AMRO Environmental Laboratories Corp.

Date: *30-Apr-02*

CLIENT: STV Incorporated
Lab Order: 0204213
Project: 730710 ESA
Lab ID: 0204213-03A

Client Sample ID: TE-MW-2-23 (31')
Collection Date: 4/18/02
Matrix: SOIL

Analyses	Result	RL	Qual	Units	DF	Date Analyzed
1,1,1,2-Tetrachloroethane	ND	30		µg/Kg-dry	1	4/26/02 4:48:00 PM
Ethylbenzene	ND	30		µg/Kg-dry	1	4/26/02 4:48:00 PM
m,p-Xylene	ND	30		µg/Kg-dry	1	4/26/02 4:48:00 PM
o-Xylene	ND	30		µg/Kg-dry	1	4/26/02 4:48:00 PM
Styrene	ND	30		µg/Kg-dry	1	4/26/02 4:48:00 PM
Bromoform	ND	60		µg/Kg-dry	1	4/26/02 4:48:00 PM
Isopropylbenzene	ND	30		µg/Kg-dry	1	4/26/02 4:48:00 PM
1,1,2,2-Tetrachloroethane	ND	30		µg/Kg-dry	1	4/26/02 4:48:00 PM
1,2,3-Trichloropropane	ND	30		µg/Kg-dry	1	4/26/02 4:48:00 PM
Bromobenzene	ND	30		µg/Kg-dry	1	4/26/02 4:48:00 PM
n-Propylbenzene	ND	30		µg/Kg-dry	1	4/26/02 4:48:00 PM
2-Chlorotoluene	ND	30		µg/Kg-dry	1	4/26/02 4:48:00 PM
4-Chlorotoluene	ND	30		µg/Kg-dry	1	4/26/02 4:48:00 PM
1,3,5-Trimethylbenzene	ND	30		µg/Kg-dry	1	4/26/02 4:48:00 PM
tert-Butylbenzene	ND	30		µg/Kg-dry	1	4/26/02 4:48:00 PM
1,2,4-Trimethylbenzene	ND	30		µg/Kg-dry	1	4/26/02 4:48:00 PM
sec-Butylbenzene	ND	30		µg/Kg-dry	1	4/26/02 4:48:00 PM
4-Isopropyltoluene	ND	30		µg/Kg-dry	1	4/26/02 4:48:00 PM
1,3-Dichlorobenzene	ND	30		µg/Kg-dry	1	4/26/02 4:48:00 PM
1,4-Dichlorobenzene	ND	30		µg/Kg-dry	1	4/26/02 4:48:00 PM
n-Butylbenzene	ND	30		µg/Kg-dry	1	4/26/02 4:48:00 PM
1,2-Dichlorobenzene	ND	30		µg/Kg-dry	1	4/26/02 4:48:00 PM
1,2-Dibromo-3-chloropropane	ND	150		µg/Kg-dry	1	4/26/02 4:48:00 PM
1,2,4-Trichlorobenzene	ND	30		µg/Kg-dry	1	4/26/02 4:48:00 PM
Hexachlorobutadiene	ND	60		µg/Kg-dry	1	4/26/02 4:48:00 PM
Naphthalene	ND	60		µg/Kg-dry	1	4/26/02 4:48:00 PM
1,2,3-Trichlorobenzene	ND	30		µg/Kg-dry	1	4/26/02 4:48:00 PM
Surr: Dibromofluoromethane	88.1	60-124		%REC	1	4/26/02 4:48:00 PM
Surr: 1,2-Dichloroethane-d4	90.6	55-128		%REC	1	4/26/02 4:48:00 PM
Surr: Toluene-d8	95.0	63-127		%REC	1	4/26/02 4:48:00 PM
Surr: 4-Bromofluorobenzene	76.7	58-125		%REC	1	4/26/02 4:48:00 PM

Qualifiers:

ND - Not Detected at the Reporting Limit
J - Analyte detected below quantitation limits
B - Analyte detected in the associated Method Blank
H - Method prescribed holding time exceeded
S - Spike Recovery outside accepted recovery limits
R - RPD outside accepted recovery limits
E - Value above quantitation range
- See Case Narrative
RL - Reporting Limit; defined as the lowest concentration the laboratory can accurately quantitate.

AMRO Environmental Laboratories Corp.

Date: *30-Apr-02*

CLIENT:	STV Incorporated	**Client Sample ID:**	TE-MW-2-23 (66')
Lab Order:	0204213		
Project:	730710 ESA	**Collection Date:**	4/18/02
Lab ID:	0204213-05A	**Matrix:**	SOIL

Analyses	Result	RL	Qual	Units	DF	Date Analyzed
VOLATILES BY GC/MS		**SW8260B**				Analyst: SK
Dichlorodifluoromethane	ND	62		µg/Kg-dry	1	4/26/02 5:22:00 PM
Chloromethane	ND	62		µg/Kg-dry	1	4/26/02 5:22:00 PM
Vinyl chloride	ND	31		µg/Kg-dry	1	4/26/02 5:22:00 PM
Chloroethane	ND	62		µg/Kg-dry	1	4/26/02 5:22:00 PM
Bromomethane	ND	62		µg/Kg-dry	1	4/26/02 5:22:00 PM
Trichlorofluoromethane	ND	62		µg/Kg-dry	1	4/26/02 5:22:00 PM
Acetone	ND	310		µg/Kg-dry	1	4/26/02 5:22:00 PM
1,1-Dichloroethene	ND	31		µg/Kg-dry	1	4/26/02 5:22:00 PM
Carbon disulfide	ND	62		µg/Kg-dry	1	4/26/02 5:22:00 PM
Methylene chloride	ND	62		µg/Kg-dry	1	4/26/02 5:22:00 PM
Methyl tert-butyl ether	ND	31		µg/Kg-dry	1	4/26/02 5:22:00 PM
trans-1,2-Dichloroethene	ND	31		µg/Kg-dry	1	4/26/02 5:22:00 PM
1,1-Dichloroethane	ND	31		µg/Kg-dry	1	4/26/02 5:22:00 PM
2-Butanone	ND	310		µg/Kg-dry	1	4/26/02 5:22:00 PM
2,2-Dichloropropane	ND	31		µg/Kg-dry	1	4/26/02 5:22:00 PM
cis-1,2-Dichloroethene	ND	31		µg/Kg-dry	1	4/26/02 5:22:00 PM
Chloroform	ND	31		µg/Kg-dry	1	4/26/02 5:22:00 PM
Bromochloromethane	ND	31		µg/Kg-dry	1	4/26/02 5:22:00 PM
1,1,1-Trichloroethane	ND	31		µg/Kg-dry	1	4/26/02 5:22:00 PM
1,1-Dichloropropene	ND	31		µg/Kg-dry	1	4/26/02 5:22:00 PM
Carbon tetrachloride	ND	31		µg/Kg-dry	1	4/26/02 5:22:00 PM
1,2-Dichloroethane	ND	31		µg/Kg-dry	1	4/26/02 5:22:00 PM
Benzene	ND	31		µg/Kg-dry	1	4/26/02 5:22:00 PM
Trichloroethene	580	31		µg/Kg-dry	1	4/26/02 5:22:00 PM
1,2-Dichloropropane	ND	31		µg/Kg-dry	1	4/26/02 5:22:00 PM
Bromodichloromethane	ND	31		µg/Kg-dry	1	4/26/02 5:22:00 PM
Dibromomethane	ND	31		µg/Kg-dry	1	4/26/02 5:22:00 PM
4-Methyl-2-pentanone	ND	310		µg/Kg-dry	1	4/26/02 5:22:00 PM
cis-1,3-Dichloropropene	ND	31		µg/Kg-dry	1	4/26/02 5:22:00 PM
Toluene	ND	31		µg/Kg-dry	1	4/26/02 5:22:00 PM
trans-1,3-Dichloropropene	ND	31		µg/Kg-dry	1	4/26/02 5:22:00 PM
1,1,2-Trichloroethane	ND	31		µg/Kg-dry	1	4/26/02 5:22:00 PM
1,2-Dibromoethane	ND	31		µg/Kg-dry	1	4/26/02 5:22:00 PM
2-Hexanone	ND	310		µg/Kg-dry	1	4/26/02 5:22:00 PM
1,3-Dichloropropane	ND	31		µg/Kg-dry	1	4/26/02 5:22:00 PM
Tetrachloroethene	ND	31		µg/Kg-dry	1	4/26/02 5:22:00 PM
Dibromochloromethane	ND	31		µg/Kg-dry	1	4/26/02 5:22:00 PM
Chlorobenzene	ND	31		µg/Kg-dry	1	4/26/02 5:22:00 PM

Qualifiers:

ND - Not Detected at the Reporting Limit
J - Analyte detected below quantitation limits
B - Analyte detected in the associated Method Blank
H - Method prescribed holding time exceeded
S - Spike Recovery outside accepted recovery limits
R - RPD outside accepted recovery limits
E - Value above quantitation range
- See Case Narrative
RL - Reporting Limit; defined as the lowest concentration the laboratory can accurately quantitate.

AMRO Environmental Laboratories Corp.

Date: *30-Apr-02*

CLIENT:	STV Incorporated	**Client Sample ID:**	TE-MW-2-23 (66')
Lab Order:	0204213		
Project:	730710 ESA	**Collection Date:**	4/18/02
Lab ID:	0204213-05A	**Matrix:**	SOIL

Analyses	Result	RL	Qual	Units	DF	Date Analyzed
1,1,1,2-Tetrachloroethane	ND	31		µg/Kg-dry	1	4/26/02 5:22:00 PM
Ethylbenzene	ND	31		µg/Kg-dry	1	4/26/02 5:22:00 PM
m,p-Xylene	ND	31		µg/Kg-dry	1	4/26/02 5:22:00 PM
o-Xylene	ND	31		µg/Kg-dry	1	4/26/02 5:22:00 PM
Styrene	ND	31		µg/Kg-dry	1	4/26/02 5:22:00 PM
Bromoform	ND	62		µg/Kg-dry	1	4/26/02 5:22:00 PM
Isopropylbenzene	ND	31		µg/Kg-dry	1	4/26/02 5:22:00 PM
1,1,2,2-Tetrachloroethane	ND	31		µg/Kg-dry	1	4/26/02 5:22:00 PM
1,2,3-Trichloropropane	ND	31		µg/Kg-dry	1	4/26/02 5:22:00 PM
Bromobenzene	ND	31		µg/Kg-dry	1	4/26/02 5:22:00 PM
n-Propylbenzene	ND	31		µg/Kg-dry	1	4/26/02 5:22:00 PM
2-Chlorotoluene	ND	31		µg/Kg-dry	1	4/26/02 5:22:00 PM
4-Chlorotoluene	ND	31		µg/Kg-dry	1	4/26/02 5:22:00 PM
1,3,5-Trimethylbenzene	ND	31		µg/Kg-dry	1	4/26/02 5:22:00 PM
tert-Butylbenzene	ND	31		µg/Kg-dry	1	4/26/02 5:22:00 PM
1,2,4-Trimethylbenzene	ND	31		µg/Kg-dry	1	4/26/02 5:22:00 PM
sec-Butylbenzene	ND	31		µg/Kg-dry	1	4/26/02 5:22:00 PM
4-Isopropyltoluene	ND	31		µg/Kg-dry	1	4/26/02 5:22:00 PM
1,3-Dichlorobenzene	ND	31		µg/Kg-dry	1	4/26/02 5:22:00 PM
1,4-Dichlorobenzene	ND	31		µg/Kg-dry	1	4/26/02 5:22:00 PM
n-Butylbenzene	ND	31		µg/Kg-dry	1	4/26/02 5:22:00 PM
1,2-Dichlorobenzene	ND	31		µg/Kg-dry	1	4/26/02 5:22:00 PM
1,2-Dibromo-3-chloropropane	ND	150		µg/Kg-dry	1	4/26/02 5:22:00 PM
1,2,4-Trichlorobenzene	ND	31		µg/Kg-dry	1	4/26/02 5:22:00 PM
Hexachlorobutadiene	ND	62		µg/Kg-dry	1	4/26/02 5:22:00 PM
Naphthalene	ND	62		µg/Kg-dry	1	4/26/02 5:22:00 PM
1,2,3-Trichlorobenzene	ND	31		µg/Kg-dry	1	4/26/02 5:22:00 PM
Surr: Dibromofluoromethane	92.3	60-124		%REC	1	4/26/02 5:22:00 PM
Surr: 1,2-Dichloroethane-d4	95.7	55-128		%REC	1	4/26/02 5:22:00 PM
Surr: Toluene-d8	98.2	63-127		%REC	1	4/26/02 5:22:00 PM
Surr: 4-Bromofluorobenzene	79.1	58-125		%REC	1	4/26/02 5:22:00 PM

Qualifiers:

ND - Not Detected at the Reporting Limit

J - Analyte detected below quantitation limits

B - Analyte detected in the associated Method Blank

H - Method prescribed holding time exceeded

S - Spike Recovery outside accepted recovery limits

R - RPD outside accepted recovery limits

E - Value above quantitation range

- See Case Narrative

RL - Reporting Limit; defined as the lowest concentration the laboratory can accurately quantitate.

AMRO Environmental Laboratories Corp.

Date: *30-Apr-02*

CLIENT:	STV Incorporated	**Client Sample ID:**	TE-MW-2-23 (3-5')
Lab Order:	0204213		
Project:	730710 ESA	**Collection Date:**	4/18/02
Lab ID:	0204213-02A	**Matrix:**	SOIL

Analyses	Result	RL	Qual	Units	DF	Date Analyzed
SEMIVOLATILE ORGANICS		**SW8270C**				Analyst: **KD**
Phenol	ND	260		µg/Kg-dry	1	4/24/02 10:16:00 PM
Bis(2-chloroethyl)ether	ND	260		µg/Kg-dry	1	4/24/02 10:16:00 PM
2-Chlorophenol	ND	260		µg/Kg-dry	1	4/24/02 10:16:00 PM
1,3-Dichlorobenzene	ND	260		µg/Kg-dry	1	4/24/02 10:16:00 PM
1,4-Dichlorobenzene	ND	260		µg/Kg-dry	1	4/24/02 10:16:00 PM
Benzyl alcohol	ND	520		µg/Kg-dry	1	4/24/02 10:16:00 PM
2-Methylphenol	ND	260		µg/Kg-dry	1	4/24/02 10:16:00 PM
1,2-Dichlorobenzene	ND	260		µg/Kg-dry	1	4/24/02 10:16:00 PM
Bis(2-chloroisopropyl)ether	ND	260		µg/Kg-dry	1	4/24/02 10:16:00 PM
4-Methylphenol	ND	260		µg/Kg-dry	1	4/24/02 10:16:00 PM
N-Nitrosodi-n-propylamine	ND	260		µg/Kg-dry	1	4/24/02 10:16:00 PM
Hexachloroethane	ND	260		µg/Kg-dry	1	4/24/02 10:16:00 PM
Nitrobenzene	ND	260		µg/Kg-dry	1	4/24/02 10:16:00 PM
Isophorone	ND	260		µg/Kg-dry	1	4/24/02 10:16:00 PM
2,4-Dimethylphenol	ND	260		µg/Kg-dry	1	4/24/02 10:16:00 PM
Benzoic acid	ND	520		µg/Kg-dry	1	4/24/02 10:16:00 PM
2-Nitrophenol	ND	260		µg/Kg-dry	1	4/24/02 10:16:00 PM
Bis(2-chloroethoxy)methane	ND	260		µg/Kg-dry	1	4/24/02 10:16:00 PM
2,4-Dichlorophenol	ND	260		µg/Kg-dry	1	4/24/02 10:16:00 PM
1,2,4-Trichlorobenzene	ND	260		µg/Kg-dry	1	4/24/02 10:16:00 PM
Naphthalene	ND	260		µg/Kg-dry	1	4/24/02 10:16:00 PM
4-Chloroaniline	ND	260		µg/Kg-dry	1	4/24/02 10:16:00 PM
Hexachlorobutadiene	ND	260		µg/Kg-dry	1	4/24/02 10:16:00 PM
4-Chloro-3-methylphenol	ND	520		µg/Kg-dry	1	4/24/02 10:16:00 PM
2-Methylnaphthalene	ND	260		µg/Kg-dry	1	4/24/02 10:16:00 PM
Hexachlorocyclopentadiene	ND	260		µg/Kg-dry	1	4/24/02 10:16:00 PM
2,4,6-Trichlorophenol	ND	260		µg/Kg-dry	1	4/24/02 10:16:00 PM
2,4,5-Trichlorophenol	ND	260		µg/Kg-dry	1	4/24/02 10:16:00 PM
2-Chloronaphthalene	ND	260		µg/Kg-dry	1	4/24/02 10:16:00 PM
2-Nitroaniline	ND	520		µg/Kg-dry	1	4/24/02 10:16:00 PM
Dimethyl phthalate	ND	260		µg/Kg-dry	1	4/24/02 10:16:00 PM
2,6-Dinitrotoluene	ND	260		µg/Kg-dry	1	4/24/02 10:16:00 PM
Acenaphthylene	ND	260		µg/Kg-dry	1	4/24/02 10:16:00 PM
3-Nitroaniline	ND	520		µg/Kg-dry	1	4/24/02 10:16:00 PM
4-Nitrophenol	ND	520		µg/Kg-dry	1	4/24/02 10:16:00 PM
2,4-Dinitrophenol	ND	520		µg/Kg-dry	1	4/24/02 10:16:00 PM
Acenaphthene	ND	260		µg/Kg-dry	1	4/24/02 10:16:00 PM
2,4-Dinitrotoluene	ND	260		µg/Kg-dry	1	4/24/02 10:16:00 PM

Qualifiers:

ND - Not Detected at the Reporting Limit
J - Analyte detected below quantitation limits
B - Analyte detected in the associated Method Blank
H - Method prescribed holding time exceeded
S - Spike Recovery outside accepted recovery limits
R - RPD outside accepted recovery limits
E - Value above quantitation range
- See Case Narrative
RL - Reporting Limit; defined as the lowest concentration the laboratory can accurately quantitate.

AMRO Environmental Laboratories Corp.

Date: *30-Apr-02*

CLIENT:	STV Incorporated	**Client Sample ID:**	TE-MW-2-23 (3-5')
Lab Order:	0204213		
Project:	730710 ESA	**Collection Date:**	4/18/02
Lab ID:	0204213-02A	**Matrix:**	SOIL

Analyses	Result	RL	Qual	Units	DF	Date Analyzed
Dibenzofuran	ND	260		µg/Kg-dry	1	4/24/02 10:16:00 PM
Diethyl phthalate	ND	260		µg/Kg-dry	1	4/24/02 10:16:00 PM
4-Chlorophenyl phenyl ether	ND	260		µg/Kg-dry	1	4/24/02 10:16:00 PM
Fluorene	ND	260		µg/Kg-dry	1	4/24/02 10:16:00 PM
4-Nitroaniline	ND	520		µg/Kg-dry	1	4/24/02 10:16:00 PM
4,6-Dinitro-2-methylphenol	ND	520		µg/Kg-dry	1	4/24/02 10:16:00 PM
N-Nitrosodiphenylamine	ND	260		µg/Kg-dry	1	4/24/02 10:16:00 PM
1,2-Diphenylhydrazine (as Azobenzene)	ND	260		µg/Kg-dry	1	4/24/02 10:16:00 PM
4-Bromophenyl phenyl ether	ND	260		µg/Kg-dry	1	4/24/02 10:16:00 PM
Hexachlorobenzene	ND	260		µg/Kg-dry	1	4/24/02 10:16:00 PM
Pentachlorophenol	ND	520		µg/Kg-dry	1	4/24/02 10:16:00 PM
Phenanthrene	2,300	260		µg/Kg-dry	1	4/24/02 10:16:00 PM
Anthracene	450	260		µg/Kg-dry	1	4/24/02 10:16:00 PM
Carbazole	ND	260		µg/Kg-dry	1	4/24/02 10:16:00 PM
Di-n-butyl phthalate	ND	260		µg/Kg-dry	1	4/24/02 10:16:00 PM
Fluoranthene	3,100	260		µg/Kg-dry	1	4/24/02 10:16:00 PM
Pyrene	2,800	260		µg/Kg-dry	1	4/24/02 10:16:00 PM
Butyl benzyl phthalate	ND	260		µg/Kg-dry	1	4/24/02 10:16:00 PM
Bis(2-ethylhexyl)phthalate	ND	260		µg/Kg-dry	1	4/24/02 10:16:00 PM
3,3'-Dichlorobenzidine	ND	260		µg/Kg-dry	1	4/24/02 10:16:00 PM
Benz(a)anthracene	1,300	260		µg/Kg-dry	1	4/24/02 10:16:00 PM
Chrysene	1,300	260		µg/Kg-dry	1	4/24/02 10:16:00 PM
Di-n-octyl phthalate	ND	260		µg/Kg-dry	1	4/24/02 10:16:00 PM
Benzo(b)fluoranthene	1,400	260		µg/Kg-dry	1	4/24/02 10:16:00 PM
Benzo(k)fluoranthene	550	260		µg/Kg-dry	1	4/24/02 10:16:00 PM
Benzo(a)pyrene	1,200	260		µg/Kg-dry	1	4/24/02 10:16:00 PM
Dibenz(a,h)anthracene	ND	260		µg/Kg-dry	1	4/24/02 10:16:00 PM
Indeno(1,2,3-cd)pyrene	890	260		µg/Kg-dry	1	4/24/02 10:16:00 PM
Benzo(g,h,i)perylene	810	260		µg/Kg-dry	1	4/24/02 10:16:00 PM
Surr: 2-Fluorophenol	64.5	28-93		%REC	1	4/24/02 10:16:00 PM
Surr: Phenol-d5	65.9	31-97		%REC	1	4/24/02 10:16:00 PM
Surr: Nitrobenzene-d5	60.4	32-95		%REC	1	4/24/02 10:16:00 PM
Surr: 2-Fluorobiphenyl	65.0	38-98		%REC	1	4/24/02 10:16:00 PM
Surr: 2,4,6-Tribromophenol	68.6	34-114		%REC	1	4/24/02 10:16:00 PM
Surr: 4-Terphenyl-d14	70.1	41-108		%REC	1	4/24/02 10:16:00 PM

Qualifiers:

ND - Not Detected at the Reporting Limit

J - Analyte detected below quantitation limits

B - Analyte detected in the associated Method Blank

H - Method prescribed holding time exceeded

S - Spike Recovery outside accepted recovery limits

R - RPD outside accepted recovery limits

E - Value above quantitation range

- See Case Narrative

RL - Reporting Limit; defined as the lowest concentration the laboratory can accurately quantitate.

AMRO Environmental Laboratories Corp.

Date: *30-Apr-02*

CLIENT:	STV Incorporated	**Client Sample ID:**	TE-MW-2-23 (29-31')
Lab Order:	0204213		
Project:	730710 ESA	**Collection Date:**	4/18/02
Lab ID:	0204213-04A	**Matrix:**	SOIL

Analyses	Result	RL	Qual	Units	DF	Date Analyzed
SEMIVOLATILE ORGANICS		**SW8270C**				Analyst: KD
Phenol	ND	280		µg/Kg-dry	1	4/24/02 10:47:00 PM
Bis(2-chloroethyl)ether	ND	280		µg/Kg-dry	1	4/24/02 10:47:00 PM
2-Chlorophenol	ND	280		µg/Kg-dry	1	4/24/02 10:47:00 PM
1,3-Dichlorobenzene	ND	280		µg/Kg-dry	1	4/24/02 10:47:00 PM
1,4-Dichlorobenzene	ND	280		µg/Kg-dry	1	4/24/02 10:47:00 PM
Benzyl alcohol	ND	560		µg/Kg-dry	1	4/24/02 10:47:00 PM
2-Methylphenol	ND	280		µg/Kg-dry	1	4/24/02 10:47:00 PM
1,2-Dichlorobenzene	ND	280		µg/Kg-dry	1	4/24/02 10:47:00 PM
Bis(2-chloroisopropyl)ether	ND	280		µg/Kg-dry	1	4/24/02 10:47:00 PM
4-Methylphenol	ND	280		µg/Kg-dry	1	4/24/02 10:47:00 PM
N-Nitrosodi-n-propylamine	ND	280		µg/Kg-dry	1	4/24/02 10:47:00 PM
Hexachloroethane	ND	280		µg/Kg-dry	1	4/24/02 10:47:00 PM
Nitrobenzene	ND	280		µg/Kg-dry	1	4/24/02 10:47:00 PM
Isophorone	ND	280		µg/Kg-dry	1	4/24/02 10:47:00 PM
2,4-Dimethylphenol	ND	280		µg/Kg-dry	1	4/24/02 10:47:00 PM
Benzoic acid	ND	560		µg/Kg-dry	1	4/24/02 10:47:00 PM
2-Nitrophenol	ND	280		µg/Kg-dry	1	4/24/02 10:47:00 PM
Bis(2-chloroethoxy)methane	ND	280		µg/Kg-dry	1	4/24/02 10:47:00 PM
2,4-Dichlorophenol	ND	280		µg/Kg-dry	1	4/24/02 10:47:00 PM
1,2,4-Trichlorobenzene	ND	280		µg/Kg-dry	1	4/24/02 10:47:00 PM
Naphthalene	ND	280		µg/Kg-dry	1	4/24/02 10:47:00 PM
4-Chloroaniline	ND	280		µg/Kg-dry	1	4/24/02 10:47:00 PM
Hexachlorobutadiene	ND	280		µg/Kg-dry	1	4/24/02 10:47:00 PM
4-Chloro-3-methylphenol	ND	560		µg/Kg-dry	1	4/24/02 10:47:00 PM
2-Methylnaphthalene	ND	280		µg/Kg-dry	1	4/24/02 10:47:00 PM
Hexachlorocyclopentadiene	ND	280		µg/Kg-dry	1	4/24/02 10:47:00 PM
2,4,6-Trichlorophenol	ND	280		µg/Kg-dry	1	4/24/02 10:47:00 PM
2,4,5-Trichlorophenol	ND	280		µg/Kg-dry	1	4/24/02 10:47:00 PM
2-Chloronaphthalene	ND	280		µg/Kg-dry	1	4/24/02 10:47:00 PM
2-Nitroaniline	ND	560		µg/Kg-dry	1	4/24/02 10:47:00 PM
Dimethyl phthalate	ND	280		µg/Kg-dry	1	4/24/02 10:47:00 PM
2,6-Dinitrotoluene	ND	280		µg/Kg-dry	1	4/24/02 10:47:00 PM
Acenaphthylene	ND	280		µg/Kg-dry	1	4/24/02 10:47:00 PM
3-Nitroaniline	ND	560		µg/Kg-dry	1	4/24/02 10:47:00 PM
4-Nitrophenol	ND	560		µg/Kg-dry	1	4/24/02 10:47:00 PM
2,4-Dinitrophenol	ND	560		µg/Kg-dry	1	4/24/02 10:47:00 PM
Acenaphthene	ND	280		µg/Kg-dry	1	4/24/02 10:47:00 PM
2,4-Dinitrotoluene	ND	280		µg/Kg-dry	1	4/24/02 10:47:00 PM

Qualifiers:

ND - Not Detected at the Reporting Limit
J - Analyte detected below quantitation limits
B - Analyte detected in the associated Method Blank
H - Method prescribed holding time exceeded
S - Spike Recovery outside accepted recovery limits
R - RPD outside accepted recovery limits
E - Value above quantitation range
- See Case Narrative
RL - Reporting Limit; defined as the lowest concentration the laboratory can accurately quantitate.

AMRO Environmental Laboratories Corp.

Date: *30-Apr-02*

CLIENT: STV Incorporated
Lab Order: 0204213
Project: 730710 ESA
Lab ID: 0204213-04A

Client Sample ID: TE-MW-2-23 (29-31')
Collection Date: 4/18/02
Matrix: SOIL

Analyses	Result	RL	Qual	Units	DF	Date Analyzed
Dibenzofuran	ND	280		µg/Kg-dry	1	4/24/02 10:47:00 PM
Diethyl phthalate	ND	280		µg/Kg-dry	1	4/24/02 10:47:00 PM
4-Chlorophenyl phenyl ether	ND	280		µg/Kg-dry	1	4/24/02 10:47:00 PM
Fluorene	ND	280		µg/Kg-dry	1	4/24/02 10:47:00 PM
4-Nitroaniline	ND	560		µg/Kg-dry	1	4/24/02 10:47:00 PM
4,6-Dinitro-2-methylphenol	ND	560		µg/Kg-dry	1	4/24/02 10:47:00 PM
N-Nitrosodiphenylamine	ND	280		µg/Kg-dry	1	4/24/02 10:47:00 PM
1,2-Diphenylhydrazine (as Azobenzene)	ND	280		µg/Kg-dry	1	4/24/02 10:47:00 PM
4-Bromophenyl phenyl ether	ND	280		µg/Kg-dry	1	4/24/02 10:47:00 PM
Hexachlorobenzene	ND	280		µg/Kg-dry	1	4/24/02 10:47:00 PM
Pentachlorophenol	ND	560		µg/Kg-dry	1	4/24/02 10:47:00 PM
Phenanthrene	ND	280		µg/Kg-dry	1	4/24/02 10:47:00 PM
Anthracene	ND	280		µg/Kg-dry	1	4/24/02 10:47:00 PM
Carbazole	ND	280		µg/Kg-dry	1	4/24/02 10:47:00 PM
Di-n-butyl phthalate	ND	280		µg/Kg-dry	1	4/24/02 10:47:00 PM
Fluoranthene	ND	280		µg/Kg-dry	1	4/24/02 10:47:00 PM
Pyrene	ND	280		µg/Kg-dry	1	4/24/02 10:47:00 PM
Butyl benzyl phthalate	ND	280		µg/Kg-dry	1	4/24/02 10:47:00 PM
Bis(2-ethylhexyl)phthalate	ND	280		µg/Kg-dry	1	4/24/02 10:47:00 PM
3,3'-Dichlorobenzidine	ND	280		µg/Kg-dry	1	4/24/02 10:47:00 PM
Benz(a)anthracene	ND	280		µg/Kg-dry	1	4/24/02 10:47:00 PM
Chrysene	ND	280		µg/Kg-dry	1	4/24/02 10:47:00 PM
Di-n-octyl phthalate	ND	280		µg/Kg-dry	1	4/24/02 10:47:00 PM
Benzo(b)fluoranthene	ND	280		µg/Kg-dry	1	4/24/02 10:47:00 PM
Benzo(k)fluoranthene	ND	280		µg/Kg-dry	1	4/24/02 10:47:00 PM
Benzo(a)pyrene	ND	280		µg/Kg-dry	1	4/24/02 10:47:00 PM
Dibenz(a,h)anthracene	ND	280		µg/Kg-dry	1	4/24/02 10:47:00 PM
Indeno(1,2,3-cd)pyrene	ND	280		µg/Kg-dry	1	4/24/02 10:47:00 PM
Benzo(g,h,i)perylene	ND	280		µg/Kg-dry	1	4/24/02 10:47:00 PM
Surr: 2-Fluorophenol	64.5	28-93		%REC	1	4/24/02 10:47:00 PM
Surr: Phenol-d5	66.1	31-97		%REC	1	4/24/02 10:47:00 PM
Surr: Nitrobenzene-d5	61.3	32-95		%REC	1	4/24/02 10:47:00 PM
Surr: 2-Fluorobiphenyl	66.5	38-98		%REC	1	4/24/02 10:47:00 PM
Surr: 2,4,6-Tribromophenol	73.9	34-114		%REC	1	4/24/02 10:47:00 PM
Surr: 4-Terphenyl-d14	76.6	41-108		%REC	1	4/24/02 10:47:00 PM

Qualifiers:

ND - Not Detected at the Reporting Limit
J - Analyte detected below quantitation limits
B - Analyte detected in the associated Method Blank
H - Method prescribed holding time exceeded
S - Spike Recovery outside accepted recovery limits
R - RPD outside accepted recovery limits
E - Value above quantitation range
- See Case Narrative
RL - Reporting Limit; defined as the lowest concentration the laboratory can accurately quantitate.

AMRO Environmental Laboratories Corp.

Date: *30-Apr-02*

CLIENT:	STV Incorporated	**Client Sample ID:**	TE-MW-2-23 (64-66')
Lab Order:	0204213		
Project:	730710 ESA	**Collection Date:**	4/18/02
Lab ID:	0204213-06A	**Matrix:**	SOIL

Analyses	Result	RL	Qual	Units	DF	Date Analyzed
SEMIVOLATILE ORGANICS		**SW8270C**				Analyst: KD
Phenol	ND	280		µg/Kg-dry	1	4/24/02 11:19:00 PM
Bis(2-chloroethyl)ether	ND	280		µg/Kg-dry	1	4/24/02 11:19:00 PM
2-Chlorophenol	ND	280		µg/Kg-dry	1	4/24/02 11:19:00 PM
1,3-Dichlorobenzene	ND	280		µg/Kg-dry	1	4/24/02 11:19:00 PM
1,4-Dichlorobenzene	ND	280		µg/Kg-dry	1	4/24/02 11:19:00 PM
Benzyl alcohol	ND	570		µg/Kg-dry	1	4/24/02 11:19:00 PM
2-Methylphenol	ND	280		µg/Kg-dry	1	4/24/02 11:19:00 PM
1,2-Dichlorobenzene	ND	280		µg/Kg-dry	1	4/24/02 11:19:00 PM
Bis(2-chloroisopropyl)ether	ND	280		µg/Kg-dry	1	4/24/02 11:19:00 PM
4-Methylphenol	ND	280		µg/Kg-dry	1	4/24/02 11:19:00 PM
N-Nitrosodi-n-propylamine	ND	280		µg/Kg-dry	1	4/24/02 11:19:00 PM
Hexachloroethane	ND	280		µg/Kg-dry	1	4/24/02 11:19:00 PM
Nitrobenzene	ND	280		µg/Kg-dry	1	4/24/02 11:19:00 PM
Isophorone	ND	280		µg/Kg-dry	1	4/24/02 11:19:00 PM
2,4-Dimethylphenol	ND	280		µg/Kg-dry	1	4/24/02 11:19:00 PM
Benzoic acid	ND	570		µg/Kg-dry	1	4/24/02 11:19:00 PM
2-Nitrophenol	ND	280		µg/Kg-dry	1	4/24/02 11:19:00 PM
Bis(2-chloroethoxy)methane	ND	280		µg/Kg-dry	1	4/24/02 11:19:00 PM
2,4-Dichlorophenol	ND	280		µg/Kg-dry	1	4/24/02 11:19:00 PM
1,2,4-Trichlorobenzene	ND	280		µg/Kg-dry	1	4/24/02 11:19:00 PM
Naphthalene	ND	280		µg/Kg-dry	1	4/24/02 11:19:00 PM
4-Chloroaniline	ND	280		µg/Kg-dry	1	4/24/02 11:19:00 PM
Hexachlorobutadiene	ND	280		µg/Kg-dry	1	4/24/02 11:19:00 PM
4-Chloro-3-methylphenol	ND	570		µg/Kg-dry	1	4/24/02 11:19:00 PM
2-Methylnaphthalene	ND	280		µg/Kg-dry	1	4/24/02 11:19:00 PM
Hexachlorocyclopentadiene	ND	280		µg/Kg-dry	1	4/24/02 11:19:00 PM
2,4,6-Trichlorophenol	ND	280		µg/Kg-dry	1	4/24/02 11:19:00 PM
2,4,5-Trichlorophenol	ND	280		µg/Kg-dry	1	4/24/02 11:19:00 PM
2-Chloronaphthalene	ND	280		µg/Kg-dry	1	4/24/02 11:19:00 PM
2-Nitroaniline	ND	570		µg/Kg-dry	1	4/24/02 11:19:00 PM
Dimethyl phthalate	ND	280		µg/Kg-dry	1	4/24/02 11:19:00 PM
2,6-Dinitrotoluene	ND	280		µg/Kg-dry	1	4/24/02 11:19:00 PM
Acenaphthylene	ND	280		µg/Kg-dry	1	4/24/02 11:19:00 PM
3-Nitroaniline	ND	570		µg/Kg-dry	1	4/24/02 11:19:00 PM
4-Nitrophenol	ND	570		µg/Kg-dry	1	4/24/02 11:19:00 PM
2,4-Dinitrophenol	ND	570		µg/Kg-dry	1	4/24/02 11:19:00 PM
Acenaphthene	ND	280		µg/Kg-dry	1	4/24/02 11:19:00 PM
2,4-Dinitrotoluene	ND	280		µg/Kg-dry	1	4/24/02 11:19:00 PM

Qualifiers:

ND - Not Detected at the Reporting Limit
J - Analyte detected below quantitation limits
B - Analyte detected in the associated Method Blank
H - Method prescribed holding time exceeded
S - Spike Recovery outside accepted recovery limits
R - RPD outside accepted recovery limits
E - Value above quantitation range
- See Case Narrative
RL - Reporting Limit; defined as the lowest concentration the laboratory can accurately quantitate.

AMRO Environmental Laboratories Corp.

Date: *30-Apr-02*

CLIENT: STV Incorporated
Lab Order: 0204213
Project: 730710 ESA
Lab ID: 0204213-06A

Client Sample ID: TE-MW-2-23 (64-66')
Collection Date: 4/18/02
Matrix: SOIL

Analyses	Result	RL	Qual	Units	DF	Date Analyzed
Dibenzofuran	ND	280		µg/Kg-dry	1	4/24/02 11:19:00 PM
Diethyl phthalate	ND	280		µg/Kg-dry	1	4/24/02 11:19:00 PM
4-Chlorophenyl phenyl ether	ND	280		µg/Kg-dry	1	4/24/02 11:19:00 PM
Fluorene	ND	280		µg/Kg-dry	1	4/24/02 11:19:00 PM
4-Nitroaniline	ND	570		µg/Kg-dry	1	4/24/02 11:19:00 PM
4,6-Dinitro-2-methylphenol	ND	570		µg/Kg-dry	1	4/24/02 11:19:00 PM
N-Nitrosodiphenylamine	ND	280		µg/Kg-dry	1	4/24/02 11:19:00 PM
1,2-Diphenylhydrazine (as Azobenzene)	ND	280		µg/Kg-dry	1	4/24/02 11:19:00 PM
4-Bromophenyl phenyl ether	ND	280		µg/Kg-dry	1	4/24/02 11:19:00 PM
Hexachlorobenzene	ND	280		µg/Kg-dry	1	4/24/02 11:19:00 PM
Pentachlorophenol	ND	570		µg/Kg-dry	1	4/24/02 11:19:00 PM
Phenanthrene	ND	280		µg/Kg-dry	1	4/24/02 11:19:00 PM
Anthracene	ND	280		µg/Kg-dry	1	4/24/02 11:19:00 PM
Carbazole	ND	280		µg/Kg-dry	1	4/24/02 11:19:00 PM
Di-n-butyl phthalate	ND	280		µg/Kg-dry	1	4/24/02 11:19:00 PM
Fluoranthene	ND	280		µg/Kg-dry	1	4/24/02 11:19:00 PM
Pyrene	ND	280		µg/Kg-dry	1	4/24/02 11:19:00 PM
Butyl benzyl phthalate	ND	280		µg/Kg-dry	1	4/24/02 11:19:00 PM
Bis(2-ethylhexyl)phthalate	ND	280		µg/Kg-dry	1	4/24/02 11:19:00 PM
3,3'-Dichlorobenzidine	ND	280		µg/Kg-dry	1	4/24/02 11:19:00 PM
Benz(a)anthracene	ND	280		µg/Kg-dry	1	4/24/02 11:19:00 PM
Chrysene	ND	280		µg/Kg-dry	1	4/24/02 11:19:00 PM
Di-n-octyl phthalate	ND	280		µg/Kg-dry	1	4/24/02 11:19:00 PM
Benzo(b)fluoranthene	ND	280		µg/Kg-dry	1	4/24/02 11:19:00 PM
Benzo(k)fluoranthene	ND	280		µg/Kg-dry	1	4/24/02 11:19:00 PM
Benzo(a)pyrene	ND	280		µg/Kg-dry	1	4/24/02 11:19:00 PM
Dibenz(a,h)anthracene	ND	280		µg/Kg-dry	1	4/24/02 11:19:00 PM
Indeno(1,2,3-cd)pyrene	ND	280		µg/Kg-dry	1	4/24/02 11:19:00 PM
Benzo(g,h,i)perylene	ND	280		µg/Kg-dry	1	4/24/02 11:19:00 PM
Surr: 2-Fluorophenol	51.8	28-93		%REC	1	4/24/02 11:19:00 PM
Surr: Phenol-d5	52.3	31-97		%REC	1	4/24/02 11:19:00 PM
Surr: Nitrobenzene-d5	49.9	32-95		%REC	1	4/24/02 11:19:00 PM
Surr: 2-Fluorobiphenyl	52.3	38-98		%REC	1	4/24/02 11:19:00 PM
Surr: 2,4,6-Tribromophenol	56.9	34-114		%REC	1	4/24/02 11:19:00 PM
Surr: 4-Terphenyl-d14	59.0	41-108		%REC	1	4/24/02 11:19:00 PM

Qualifiers:

ND - Not Detected at the Reporting Limit
J - Analyte detected below quantitation limits
B - Analyte detected in the associated Method Blank
H - Method prescribed holding time exceeded
S - Spike Recovery outside accepted recovery limits
R - RPD outside accepted recovery limits
E - Value above quantitation range
- See Case Narrative
RL - Reporting Limit; defined as the lowest concentration the laboratory can accurately quantitate.

AMRO Environmental Laboratories Corp.

30-Apr-02

Lab Order: 0204213
Client: STV Incorporated
Project: 730710 ESA

DATES REPORT

Sample ID	Client Sample ID	Collection Date	Matrix	Test Name	TCLP Date	Prep Date	Analysis Date	Batch ID
0204213-01A	TE-MW-2-23 (5')	4/18/02	Soil	Percent Moisture			4/22/01	R13340
				VOLATILES by GC/MS, Bulk Soil		4/18/02	4/26/02	R13387
0204213-02A	TE-MW-2-23 (3-5')			Percent Moisture			4/22/01	R13340
				SEMIVOLATILE ORGANICS, Soil/Solids		4/23/02	4/24/02	6759
0204213-03A	TE-MW-2-23 (31')			Percent Moisture			4/22/01	R13340
				VOLATILES by GC/MS, Bulk Soil		4/18/02	4/26/02	R13387
0204213-04A	TE-MW-2-23 (29-31')			Percent Moisture			4/22/01	R13340
				SEMIVOLATILE ORGANICS, Soil/Solids		4/23/02	4/24/02	6759
0204213-05A	TE-MW-2-23 (66')			Percent Moisture			4/22/01	R13340
				VOLATILES by GC/MS, Bulk Soil		4/18/02	4/26/02	R13387
0204213-06A	TE-MW-2-23 (64-66')			Percent Moisture			4/22/01	R13340
				SEMIVOLATILE ORGANICS, Soil/Solids		4/23/02	4/24/02	6759

AMRO Environmental Laboratories Corporation

SAMPLE RECEIPT CHECKLIST

111 Herrick Street
Merrimack, NH 03054
(603) 424-2022

Client: STV
Project Name: 73070-ESA
Ship via: (circle one) Fed Ex, UPS, AMRO Courier, Hand Del., Other Courier, Other:

AMRO ID: 0204213
Date Rec.: 04-19-02
Date Due: 05-01-02

Items to be Checked Upon Receipt	Yes	No	NA	Comments
1. Army Samples received in individual plastic bags?			✓	
2. Custody Seals present?		✓		
3. Custody Seals Intact?			✓	
4. Air Bill included in folder if received?	✓			
5. Is COC included with samples?	✓			
6. Is COC signed and dated by client?	✓			
7. Laboratory receipt temperature. TEMP = 5°				
Samples rec. with ice ✓ ice packs___ neither___				
8. Were samples received the same day they were sampled?		✓		
Is client temperature 4°C ± 2°C?	✓			
If no obtain authorization from the client for the analyses.				
Client authorization from: Date: Obtained by:				
9. Is the COC filled out correctly and completely?	✓			
10. Does the info on the COC match the samples?	✓			
11. Were samples rec. within holding time?	✓			
12. Were all samples properly labeled?	✓			
13. Were all samples properly preserved?			✓	
14. Were proper sample containers used?	✓			
15. Were all samples received intact? (none broken or leaking)	✓			
16. Were VOA vials rec. with no air bubbles?			✓	
17. Were the sample volumes sufficient for requested analysis?	✓			
18. Were all samples received?	✓			
19. VPH and VOA Soils only:	✓			
Sampling Method VPH (circle one): M=Methanol, E=EnCore (air-tight container)				
Sampling Method VOA (circle one): M=Methanol, SB=Sodium Bisulfate, E=EnCore, B=Bulk				
If M or SB:				
Does preservative cover the soil?				
If NO then client must be faxed.				
Does preservation level come close to the fill line on the vial?				
If NO then client must be faxed.				
Were vials provided by AMRO?				
If NO then weights MUST be obtained from client				
Was dry weight aliquot provided?				
If NO then fax client and inform the VOA lab ASAP.				
20. Subcontracted Samples:			✓	
What samples sent:				
Where sent:				
Date:				
Analysis:				
TAT:				
21. Information entered into:				
Internal Tracking Log?	✓			
Dry Weight Log?	✓			
Client Log?			✓	
Composite Log?			✓	
Filtration Log?			✓	

Received By: MG Date: 04-19-02 Logged in By: GG Date: 04-19-02
Labeled By: GG Date: 4-19-02 Checked By: MG Date: 4-22-02

NA= Not Applicable

qc/qcmemos/forms/samplerec Rev.18 06/00

AMRO Environmental Laboratories Corporation
111 Herrick Street
Merrimack, N.H. 03054
Office: 603-424-2022 Fax: 603-429-8496

35885

CHAIN OF CUSTODY RECORD

PAGE 1 OF 1

Proj. No. [illegible]
Project Name [illegible]
Project State
Samplers (Signature) [illegible]

MATRIX: Water - A, Soil/Solid-S, Waste-W, Other-O, Explain

Sta. No.	Date	Time	Comp	Grab	Station Location	Type Size, & No. of Containers		TCL VOCs	TCL SVOCs					Remarks
	4/18/02	7 15		X	TE-MW-2-23 (5')	1x4oz	S	X						
	4/18/02	7 15	X		TE-MW-2-23 (3-5')	1x4oz	S		X					
	4/18/02	10 02		X	TE-MW-2-23 (31')	1x2oz	S	X						
	4/18/02	10 02	X		TE-MW-2-23 (29-31')	1x4oz	S		X					
	4/18/02	14 35		X	TE-MW-2-23 (66')	1x4oz	S	X						please hold
	4/18/02	14 35	X		TE-MW-2-23 (64-66')	1x4oz	S		X					please hold

Please print clearly, legibly and completely. Samples cannot be logged in and the turnaround time clock will not start until any ambiguities are resolved.

PRIORITY TURNAROUND TIME AUTHORIZATION

Before submitting samples for expedited T.A.T., you must have requested in advance and received a coded **T.A.T. AUTHORIZATION NUMBER.**

AUTHORIZATION NO._____ T.A.T. authorized by:_____

Relinquished by (Signature)	Date Time	Received by (Signature)	
Romana Nevarik	4/18/02	[signature] 9:10 4-19-02	☐ Fax to (phone)
Relinquished by (Signature)	Date Time	Received by (Signature)	Results needed
Relinquished by (Signature)	Date Time	Received by (Signature)	PO#
Relinquished by (Signature)	Date Time	Received for Laboratory by: (Signature)	AMRO Project No. 0204213

Send Results to:
STV Inc.
Jeff Butler
225 Park Ave South
NY NY 10003

Remarks

Seal Intact? Yes No N/A

STATE OF NEW YORK
DEPARTMENT OF HEALTH

Wadsworth Center The Governor Nelson A. Rockefeller Empire State Plaza P.O. Box 509 Albany, New York 12201-0

Antonia C. Novello, M.D., M.P.H., Dr. P.H.
Commissioner

Dennis P. Whalen
Executive Deputy Commissioner

February 28, 2002

Dear Laboratory Director:

Please note that although your ELAP Certificate of Approval expires on 12:01 AM April 1, 2002, it is still valid until June 15, 2002, as per ELAP Certification Manual, No. 140, Page 13 of 42, dated 12/6/95, Part 55-2.4e NYCRR. "...during any extension or grace period permitted by this Subpart, a laboratory approval shall remain in force beyond the expiration date of the certificate of approval, unless such approval is specifically terminated or suspended in writing."

Further verification of your laboratory's approved ELAP status is available by calling the Program Office at (518) 485-5570.

Sincerely,

Linda L. Madlin

Linda L. Madlin
Administrative Assistant
Environmental Laboratory
Approval Program

LLM:mes

2

NEW YORK STATE DEPARTMENT OF HEALTH
WADSWORTH CENTER
Antonia C. Novello, M.D., M.P.H., Dr.P.H. Commissioner

Expires 12:01 AM April 01, 2002
Issued September 17, 2001
Revised January 14, 2002

CERTIFICATE OF APPROVAL FOR LABORATORY SERVICE

Issued in accordance with and pursuant to section 502 Public Health Law of New York State

MS. NANCY STEWART
AMRO ENVIRONMENTAL LAB CORP
111 HERRICK STREET
MERRIMACK NH 03054 USA

NY Lab Id No: 11278
EPA Lab Code: NH00012

is hereby APPROVED as an Environmental Laboratory in conformance with the National Environmental Laboratory Accreditation Conference Standards for the category ENVIRONMENTAL ANALYSES SOLID AND HAZARDOUS WASTE
All approved analytes are listed below:

Acrolein and Acrylonitrile	
Acrolein	SW-846 8260B
Acrylonitrile	SW-846 8260B
Characteristic Testing	
Ignitability	SW846 1010
Reactivity	SW846 Ch7, Sec. 7.3
TCLP	FED REG 1311
Chlorinated Hydrocarbon Pesticides	
4,4 -DDE	SW-846 8081A
4,4 -DDT	SW-846 8081A
4,4-DDD	SW-846 8081A
Aldrin	SW-846 8081A
alpha-BHC	SW-846 8081A
beta-BHC	SW-846 8081A
Chlordane Total	SW-846 8081A
delta-BHC	SW-846 8081A
Dieldrin	SW-846 8081A
Endosulfan I	SW-846 8081A
Endosulfan II	SW-846 8081A
Endosulfan sulfate	SW-846 8081A
Endrin	SW-846 8081A
Endrin aldehyde	SW-846 8081A
Heptachlor	SW-846 8081A
Heptachlor epoxide	SW-846 8081A
Chlorinated Hydrocarbon Pesticides	
Lindane	SW-846 8081A
Methoxychlor	SW-846 8081A
Chlorinated Hydrocarbons	
1,2,4-Trichlorobenzene	SW-846 8270C
2-Chloronaphthalene	SW-846 8270C
Hexachlorobenzene	SW-846 8270C
Hexachlorobutadiene	SW-846 8270C
Hexachlorocyclopentadiene	SW-846 8270C
Hexachloroethane	SW-846 8270C
Haloethers	
Bis (2-chloroisopropyl) ether	SW-846 8270C
Bis(2-chloroethoxy)methane	SW-846 8270C
Metals I	
Barium, Total	SW-846 6010B
Cadmium, Total	SW-846 6010B
Chromium, Total	SW-846 6010B
Lead, Total	SW-846 6010B
Nickel, Total	SW-846 6010B
Silver, Total	SW-846 6010B
Metals II	
Antimony, Total	SW-846 6010B
Arsenic, Total	SW-846 6010B

Serial No.: 14514

Property of the New York State Department of Health. Valid only at the address shown. Must be conspicuously posted. Valid certificates have a raised seal and may be verified by calling (518)485-5570.

DOH-3317 * (3/97)

2

NEW YORK STATE DEPARTMENT OF HEALTH
WADSWORTH CENTER
Antonia C. Novello, M.D., M.P.H., Dr.P.H. Commissioner

Expires 12:01 AM April 01, 2002
Issued September 17, 2001
Revised January 14, 2002

CERTIFICATE OF APPROVAL FOR LABORATORY SERVICE

Issued in accordance with and pursuant to section 502 Public Health Law of New York State

MS. NANCY STEWART
AMRO ENVIRONMENTAL LAB CORP
111 HERRICK STREET
MERRIMACK NH 03054 USA

NY Lab Id No: 11278
EPA Lab Code: NH00012

is hereby APPROVED as an Environmental Laboratory in conformance with the National Environmental Laboratory Accreditation Conference Standards for the category ENVIRONMENTAL ANALYSES SOLID AND HAZARDOUS WASTE All approved analytes are listed below:

Metals II	
Selenium, Total	SW-846 6010B
Miscellaneous	
Hydrogen Ion (pH)	SW-846 9040B
	SW-846 9045C
Lead in Paint	SM18 3120B
Nitroaromatics and Isophorone	
2,4-Dinitrotoluene	SW-846 8270C
2,6-Dinitrotoluene	SW-846 8270C
Isophorone	CLP 95-2
	SW-846 8270C
Nitrobenzene	SW-846 8270C
Phthalate Esters	
Benzyl butyl phthalate	SW-846 8270C
Bis(2-ethylhexyl) phthalate	SW-846 8270C
Diethyl phthalate	SW-846 8270C
Dimethyl phthalate	SW-846 8270C
Di-n-butyl phthalate	SW-846 8270C
Di-n-octyl phthalate	SW-846 8270C
Polychlorinated Biphenyls	
PCB-1016	SW-846 8082
PCB-1221	SW-846 8082
PCB-1232	SW-846 8082
Polychlorinated Biphenyls	
PCB-1242	SW-846 8082
PCB-1248	SW-846 8082
PCB-1254	SW-846 8082
PCB-1260	SW-846 8082
Polynuclear Aromatic Hydrocarbons	
Acenaphthene	SW-846 8270C
Acenaphthylene	SW-846 8270C
Benzo(a)anthracene	SW-846 8270C
Benzo(a)pyrene	SW-846 8270C
Benzo(b)fluoranthene	SW-846 8270C
Benzo(ghi)perylene	SW-846 8270C
Chrysene	SW-846 8270C
Dibenzo(a,h)anthracene	SW-846 8270C
Fluoranthene	SW-846 8270C
Fluorene	SW-846 8270C
Indeno(1,2,3-cd)pyrene	SW-846 8270C
Naphthalene	SW-846 8270C
Phenanthrene	SW-846 8270C
Pyrene	SW-846 8270C
Priority Pollutant Phenols	
2,4,6-Trichlorophenol	SW-846 8270C
2,4-Dichlorophenol	SW-846 8270C
2,4-Dimethylphenol	SW-846 8270C

Serial No.: 14514

Property of the New York State Department of Health. Valid only at the address shown. Must be conspicuously posted. Valid certificates have a raised seal and may be verified by calling (518)485-5570.

DOH-3317 (3/97)

2

NEW YORK STATE DEPARTMENT OF HEALTH
WADSWORTH CENTER
Antonia C. Novello, M.D., M.P.H., Dr.P.H. Commissioner

Expires 12:01 AM April 01, 2002
Issued September 17, 2001
Revised January 14, 2002

CERTIFICATE OF APPROVAL FOR LABORATORY SERVICE

Issued in accordance with and pursuant to section 502 Public Health Law of New York State

MS. NANCY STEWART
AMRO ENVIRONMENTAL LAB CORP
111 HERRICK STREET
MERRIMACK NH 03054 USA

NY Lab Id No: 11278
EPA Lab Code: NH00012

is hereby APPROVED as an Environmental Laboratory in conformance with the National Environmental Laboratory Accreditation Conference Standards for the category ENVIRONMENTAL ANALYSES SOLID AND HAZARDOUS WASTE
All approved analytes are listed below:

Priority Pollutant Phenols

2,4-Dinitrophenol	SW-846 8270C
2-Chlorophenol	SW-846 8270C
2-Methyl-4,6-dinitrophenol	SW-846 8270C
2-Nitrophenol	SW-846 8270C
4-Chloro-3-methylphenol	SW-846 8270C
4-Nitrophenol	SW-846 8270C
Pentachlorophenol	SW-846 8270C
Phenol	SW-846 8270C

Purgeable Aromatics

1,2-Dichlorobenzene	SW-846 8260B
1,3-Dichlorobenzene	SW-846 8260B
1,4-Dichlorobenzene	SW-846 8260B
Benzene	SW-846 8260B
Chlorobenzene	SW-846 8260B
Ethyl benzene	SW-846 8260B
Toluene	SW-846 8260B
Total Xylenes	SW-846 8260B

Purgeable Halocarbons

1,1,1-Trichloroethane	SW-846 8260B
1,1,2,2-Tetrachloroethane	SW-846 8260B
1,1,2-Trichloroethane	SW-846 8260B
1,1-Dichloroethane	SW-846 8260B
1,1-Dichloroethene	SW-846 8260B

Purgeable Halocarbons

1,2-Dichloroethane	SW-846 8260B
1,2-Dichloropropane	SW-846 8260B
2-Chloroethylvinyl ether	SW-846 8260B
Bromodichloromethane	SW-846 8260B
Bromoform	SW-846 8260B
Bromomethane	SW-846 8260B
Carbon tetrachloride	SW-846 8260B
Chloroethane	SW-846 8260B
Chloroform	SW-846 8260B
Chloromethane	SW-846 8260B
Dibromochloromethane	SW-846 8260B
Dichlorodifluoromethane	SW-846 8260B
Methylene chloride	SW-846 8260B
Tetrachloroethene	SW-846 8260B
Trichloroethene	SW-846 8260B
Trichlorofluoromethane	SW-846 8260B
Vinyl chloride	SW-846 8260B

Serial No.: 14514

Property of the New York State Department of Health. Valid only at the address shown. Must be conspicuously posted. Valid certificates have a raised seal and may be verified by calling (518)485-5570.

DOH-3317 (3/97)

23

AMRO Environmental Laboratories Corporation

111 Herrick Street, Merrimack, NH 03054
TEL: (603) 424-2022 · FAX: (603) 429-8496

May 08, 2002

Jeff Butler
STV Incorporated
469 7th Avenue
14th Floor
New York, NY 10018
TEL: (212) 904-1702
FAX: (212) 777-8492

RE: 10730 ESA

Workorder No.: 0204293

Dear Jeff Butler:
AMRO Environmental Laboratories Corp. received 4 samples on 4/26/02 for the analyses presented in the following report.

AMRO operates a Quality Assurance Program which meets or exceeds National Environmental Laboratory Accreditation Conference (NELAC), state, and EPA requirements. A copy of the appropriate state and/or NELAC Certificate is attached.

The enclosed Sample Receipt Checklist details the condition of your sample(s) upon receipt. Please be advised that any unused sample volume and sample extracts will be stored for a period of 60 days from sample receipt date (90 days for samples from New York). After this time, AMRO will properly dispose of the remaining sample(s). If you require further analysis, or need the samples held for a longer period, please contact us immediately.

This report consists of a total of 18 pages. This letter is an integral part of your data report. All results in this project relate only to the sample(s) as received by the laboratory and documented in the Chain-of-Custody. This report shall not be reproduced except in full, without the written approval of the laboratory. If you have any questions regarding this project in the future, please refer to the Workorder Number above.

Sincerely,

Nancy Stewart
Vice President/LabDirector

AMRO Environmental Laboratories Corp.

Date: *08-May-02*

CLIENT: STV Incorporated
Project: 10730 ESA
Lab Order: 0204293
Date Received: 4/26/02

Work Order Sample Summary

Lab Sample ID	Client Sample ID	Collection Date
0204293-01A	TE-MW-2-24 (4')	4/23/02
0204293-02A	TE-MW-2-24 (30')	4/23/02
0204293-03A	TE-MW-2-24 (0-4')	4/23/02
0204293-04A	TE-MW-2-24 (28-30')	4/23/02

AMRO Environmental Laboratories Corp.

Date: *08-May-02*

CLIENT: STV Incorporated
Project: 10730 ESA
Lab Order: 0204293

Lab ID: 0204293-01 **Collection Date:** 4/23/02
Client Sample ID: TE-MW-2-24 (4') **Matrix:** SOIL

Analyses	Result	Limit	Qual	Units	DF	Date Analyzed
PERCENT MOISTURE		D2216				Analyst: JTS
Percent Moisture	23.4	0		wt%	1	5/2/02

Lab ID: 0204293-02 **Collection Date:** 4/23/02
Client Sample ID: TE-MW-2-24 (30') **Matrix:** SOIL

Analyses	Result	Limit	Qual	Units	DF	Date Analyzed
PERCENT MOISTURE		D2216				Analyst: JTS
Percent Moisture	16.6	0		wt%	1	5/2/02

Lab ID: 0204293-03 **Collection Date:** 4/23/02
Client Sample ID: TE-MW-2-24 (0-4') **Matrix:** SOIL

Analyses	Result	Limit	Qual	Units	DF	Date Analyzed
PERCENT MOISTURE		D2216				Analyst: JTS
Percent Moisture	17.1	0		wt%	1	5/2/02

Lab ID: 0204293-04 **Collection Date:** 4/23/02
Client Sample ID: TE-MW-2-24 (28-30') **Matrix:** SOIL

Analyses	Result	Limit	Qual	Units	DF	Date Analyzed
PERCENT MOISTURE		D2216				Analyst: JTS
Percent Moisture	6.7	0		wt%	1	5/2/02

Qualifiers:

ND - Not Detected at the Reporting Limit
J - Analyte detected below quantitation limits
B - Analyte detected in the associated Method Blank
* - Value exceeds Maximum Contaminant Level
S - Spike Recovery outside accepted recovery limits
R - RPD outside accepted recovery limits
E - Value above quantitation range

AMRO Environmental Laboratories Corp.

Date: *08-May-02*

CLIENT:	STV Incorporated	**Client Sample ID:**	TE-MW-2-24 (4')
Lab Order:	0204293		
Project:	10730 ESA	**Collection Date:**	4/23/02
Lab ID:	0204293-01A	**Matrix:**	SOIL

Analyses	Result	RL	Qual	Units	DF	Date Analyzed
VOLATILES BY GC/MS		**SW8260B**				Analyst: SK
Dichlorodifluoromethane	ND	61		µg/Kg-dry	1	5/4/02 5:32:00 PM
Chloromethane	ND	61		µg/Kg-dry	1	5/4/02 5:32:00 PM
Vinyl chloride	ND	31		µg/Kg-dry	1	5/4/02 5:32:00 PM
Chloroethane	ND	61		µg/Kg-dry	1	5/4/02 5:32:00 PM
Bromomethane	ND	61		µg/Kg-dry	1	5/4/02 5:32:00 PM
Trichlorofluoromethane	ND	61		µg/Kg-dry	1	5/4/02 5:32:00 PM
Acetone	ND	310		µg/Kg-dry	1	5/4/02 5:32:00 PM
1,1-Dichloroethene	ND	31		µg/Kg-dry	1	5/4/02 5:32:00 PM
Carbon disulfide	ND	61		µg/Kg-dry	1	5/4/02 5:32:00 PM
Methylene chloride	ND	61		µg/Kg-dry	1	5/4/02 5:32:00 PM
Methyl tert-butyl ether	ND	31		µg/Kg-dry	1	5/4/02 5:32:00 PM
trans-1,2-Dichloroethene	ND	31		µg/Kg-dry	1	5/4/02 5:32:00 PM
1,1-Dichloroethane	ND	31		µg/Kg-dry	1	5/4/02 5:32:00 PM
2-Butanone	ND	310		µg/Kg-dry	1	5/4/02 5:32:00 PM
2,2-Dichloropropane	ND	31		µg/Kg-dry	1	5/4/02 5:32:00 PM
cis-1,2-Dichloroethene	ND	31		µg/Kg-dry	1	5/4/02 5:32:00 PM
Chloroform	ND	31		µg/Kg-dry	1	5/4/02 5:32:00 PM
Bromochloromethane	ND	31		µg/Kg-dry	1	5/4/02 5:32:00 PM
1,1,1-Trichloroethane	ND	31		µg/Kg-dry	1	5/4/02 5:32:00 PM
1,1-Dichloropropene	ND	31		µg/Kg-dry	1	5/4/02 5:32:00 PM
Carbon tetrachloride	ND	31		µg/Kg-dry	1	5/4/02 5:32:00 PM
1,2-Dichloroethane	ND	31		µg/Kg-dry	1	5/4/02 5:32:00 PM
Benzene	ND	31		µg/Kg-dry	1	5/4/02 5:32:00 PM
Trichloroethene	ND	31		µg/Kg-dry	1	5/4/02 5:32:00 PM
1,2-Dichloropropane	ND	31		µg/Kg-dry	1	5/4/02 5:32:00 PM
Bromodichloromethane	ND	31		µg/Kg-dry	1	5/4/02 5:32:00 PM
Dibromomethane	ND	31		µg/Kg-dry	1	5/4/02 5:32:00 PM
4-Methyl-2-pentanone	ND	310		µg/Kg-dry	1	5/4/02 5:32:00 PM
cis-1,3-Dichloropropene	ND	31		µg/Kg-dry	1	5/4/02 5:32:00 PM
Toluene	ND	31		µg/Kg-dry	1	5/4/02 5:32:00 PM
trans-1,3-Dichloropropene	ND	31		µg/Kg-dry	1	5/4/02 5:32:00 PM
1,1,2-Trichloroethane	ND	31		µg/Kg-dry	1	5/4/02 5:32:00 PM
1,2-Dibromoethane	ND	31		µg/Kg-dry	1	5/4/02 5:32:00 PM
2-Hexanone	ND	310		µg/Kg-dry	1	5/4/02 5:32:00 PM
1,3-Dichloropropane	ND	31		µg/Kg-dry	1	5/4/02 5:32:00 PM
Tetrachloroethene	ND	31		µg/Kg-dry	1	5/4/02 5:32:00 PM
Dibromochloromethane	ND	31		µg/Kg-dry	1	5/4/02 5:32:00 PM
Chlorobenzene	ND	31		µg/Kg-dry	1	5/4/02 5:32:00 PM

Qualifiers:

ND - Not Detected at the Reporting Limit
J - Analyte detected below quantitation limits
B - Analyte detected in the associated Method Blank
H - Method prescribed holding time exceeded
S - Spike Recovery outside accepted recovery limits
R - RPD outside accepted recovery limits
E - Value above quantitation range
- See Case Narrative
RL - Reporting Limit; defined as the lowest concentration the laboratory can accurately quantitate.

AMRO Environmental Laboratories Corp.

Date: *08-May-02*

CLIENT:	STV Incorporated	**Client Sample ID:**	TE-MW-2-24 (4')
Lab Order:	0204293		
Project:	10730 ESA	**Collection Date:**	4/23/02
Lab ID:	0204293-01A	**Matrix:**	SOIL

Analyses	Result	RL	Qual	Units	DF	Date Analyzed
1,1,1,2-Tetrachloroethane	ND	31		µg/Kg-dry	1	5/4/02 5:32:00 PM
Ethylbenzene	ND	31		µg/Kg-dry	1	5/4/02 5:32:00 PM
m,p-Xylene	ND	31		µg/Kg-dry	1	5/4/02 5:32:00 PM
o-Xylene	ND	31		µg/Kg-dry	1	5/4/02 5:32:00 PM
Styrene	ND	31		µg/Kg-dry	1	5/4/02 5:32:00 PM
Bromoform	ND	61		µg/Kg-dry	1	5/4/02 5:32:00 PM
Isopropylbenzene	ND	31		µg/Kg-dry	1	5/4/02 5:32:00 PM
1,1,2,2-Tetrachloroethane	ND	31		µg/Kg-dry	1	5/4/02 5:32:00 PM
1,2,3-Trichloropropane	ND	31		µg/Kg-dry	1	5/4/02 5:32:00 PM
Bromobenzene	ND	31		µg/Kg-dry	1	5/4/02 5:32:00 PM
n-Propylbenzene	ND	31		µg/Kg-dry	1	5/4/02 5:32:00 PM
2-Chlorotoluene	ND	31		µg/Kg-dry	1	5/4/02 5:32:00 PM
4-Chlorotoluene	ND	31		µg/Kg-dry	1	5/4/02 5:32:00 PM
1,3,5-Trimethylbenzene	ND	31		µg/Kg-dry	1	5/4/02 5:32:00 PM
tert-Butylbenzene	ND	31		µg/Kg-dry	1	5/4/02 5:32:00 PM
1,2,4-Trimethylbenzene	ND	31		µg/Kg-dry	1	5/4/02 5:32:00 PM
sec-Butylbenzene	ND	31		µg/Kg-dry	1	5/4/02 5:32:00 PM
4-Isopropyltoluene	ND	31		µg/Kg-dry	1	5/4/02 5:32:00 PM
1,3-Dichlorobenzene	ND	31		µg/Kg-dry	1	5/4/02 5:32:00 PM
1,4-Dichlorobenzene	ND	31		µg/Kg-dry	1	5/4/02 5:32:00 PM
n-Butylbenzene	ND	31		µg/Kg-dry	1	5/4/02 5:32:00 PM
1,2-Dichlorobenzene	ND	31		µg/Kg-dry	1	5/4/02 5:32:00 PM
1,2-Dibromo-3-chloropropane	ND	150		µg/Kg-dry	1	5/4/02 5:32:00 PM
1,2,4-Trichlorobenzene	ND	31		µg/Kg-dry	1	5/4/02 5:32:00 PM
Hexachlorobutadiene	ND	61		µg/Kg-dry	1	5/4/02 5:32:00 PM
Naphthalene	ND	61		µg/Kg-dry	1	5/4/02 5:32:00 PM
1,2,3-Trichlorobenzene	ND	31		µg/Kg-dry	1	5/4/02 5:32:00 PM
Surr: Dibromofluoromethane	95.5	60-124		%REC	1	5/4/02 5:32:00 PM
Surr: 1,2-Dichloroethane-d4	112	55-128		%REC	1	5/4/02 5:32:00 PM
Surr: Toluene-d8	100	63-127		%REC	1	5/4/02 5:32:00 PM
Surr: 4-Bromofluorobenzene	78.9	58-125		%REC	1	5/4/02 5:32:00 PM

Qualifiers:

ND - Not Detected at the Reporting Limit
J - Analyte detected below quantitation limits
B - Analyte detected in the associated Method Blank
H - Method prescribed holding time exceeded
S - Spike Recovery outside accepted recovery limits
R - RPD outside accepted recovery limits
E - Value above quantitation range
- See Case Narrative
RL - Reporting Limit; defined as the lowest concentration the laboratory can accurately quantitate.

AMRO Environmental Laboratories Corp.

Date: *08-May-02*

CLIENT:	STV Incorporated	**Client Sample ID:**	TE-MW-2-24 (30')
Lab Order:	0204293		
Project:	10730 ESA	**Collection Date:**	4/23/02
Lab ID:	0204293-02A	**Matrix:**	SOIL

Analyses	Result	RL	Qual	Units	DF	Date Analyzed
VOLATILES BY GC/MS		**SW8260B**				Analyst: SK
Dichlorodifluoromethane	ND	58		µg/Kg-dry	1	5/4/02 6:08:00 PM
Chloromethane	ND	58		µg/Kg-dry	1	5/4/02 6:08:00 PM
Vinyl chloride	ND	29		µg/Kg-dry	1	5/4/02 6:08:00 PM
Chloroethane	ND	58		µg/Kg-dry	1	5/4/02 6:08:00 PM
Bromomethane	ND	58		µg/Kg-dry	1	5/4/02 6:08:00 PM
Trichlorofluoromethane	ND	58		µg/Kg-dry	1	5/4/02 6:08:00 PM
Acetone	ND	290		µg/Kg-dry	1	5/4/02 6:08:00 PM
1,1-Dichloroethene	ND	29		µg/Kg-dry	1	5/4/02 6:08:00 PM
Carbon disulfide	ND	58		µg/Kg-dry	1	5/4/02 6:08:00 PM
Methylene chloride	ND	58		µg/Kg-dry	1	5/4/02 6:08:00 PM
Methyl tert-butyl ether	ND	29		µg/Kg-dry	1	5/4/02 6:08:00 PM
trans-1,2-Dichloroethene	ND	29		µg/Kg-dry	1	5/4/02 6:08:00 PM
1,1-Dichloroethane	ND	29		µg/Kg-dry	1	5/4/02 6:08:00 PM
2-Butanone	ND	290		µg/Kg-dry	1	5/4/02 6:08:00 PM
2,2-Dichloropropane	ND	29		µg/Kg-dry	1	5/4/02 6:08:00 PM
cis-1,2-Dichloroethene	74	29		µg/Kg-dry	1	5/4/02 6:08:00 PM
Chloroform	ND	29		µg/Kg-dry	1	5/4/02 6:08:00 PM
Bromochloromethane	ND	29		µg/Kg-dry	1	5/4/02 6:08:00 PM
1,1,1-Trichloroethane	ND	29		µg/Kg-dry	1	5/4/02 6:08:00 PM
1,1-Dichloropropene	ND	29		µg/Kg-dry	1	5/4/02 6:08:00 PM
Carbon tetrachloride	ND	29		µg/Kg-dry	1	5/4/02 6:08:00 PM
1,2-Dichloroethane	ND	29		µg/Kg-dry	1	5/4/02 6:08:00 PM
Benzene	ND	29		µg/Kg-dry	1	5/4/02 6:08:00 PM
Trichloroethene	ND	29		µg/Kg-dry	1	5/4/02 6:08:00 PM
1,2-Dichloropropane	ND	29		µg/Kg-dry	1	5/4/02 6:08:00 PM
Bromodichloromethane	ND	29		µg/Kg-dry	1	5/4/02 6:08:00 PM
Dibromomethane	ND	29		µg/Kg-dry	1	5/4/02 6:08:00 PM
4-Methyl-2-pentanone	ND	290		µg/Kg-dry	1	5/4/02 6:08:00 PM
cis-1,3-Dichloropropene	ND	29		µg/Kg-dry	1	5/4/02 6:08:00 PM
Toluene	ND	29		µg/Kg-dry	1	5/4/02 6:08:00 PM
trans-1,3-Dichloropropene	ND	29		µg/Kg-dry	1	5/4/02 6:08:00 PM
1,1,2-Trichloroethane	ND	29		µg/Kg-dry	1	5/4/02 6:08:00 PM
1,2-Dibromoethane	ND	29		µg/Kg-dry	1	5/4/02 6:08:00 PM
2-Hexanone	ND	290		µg/Kg-dry	1	5/4/02 6:08:00 PM
1,3-Dichloropropane	ND	29		µg/Kg-dry	1	5/4/02 6:08:00 PM
Tetrachloroethene	ND	29		µg/Kg-dry	1	5/4/02 6:08:00 PM
Dibromochloromethane	ND	29		µg/Kg-dry	1	5/4/02 6:08:00 PM
Chlorobenzene	ND	29		µg/Kg-dry	1	5/4/02 6:08:00 PM

Qualifiers:

ND - Not Detected at the Reporting Limit

J - Analyte detected below quantitation limits

B - Analyte detected in the associated Method Blank

H - Method prescribed holding time exceeded

S - Spike Recovery outside accepted recovery limits

R - RPD outside accepted recovery limits

E - Value above quantitation range

- See Case Narrative

RL - Reporting Limit; defined as the lowest concentration the laboratory can accurately quantitate.

AMRO Environmental Laboratories Corp.

Date: *08-May-02*

CLIENT: STV Incorporated
Lab Order: 0204293
Project: 10730 ESA
Lab ID: 0204293-02A

Client Sample ID: TE-MW-2-24 (30')
Collection Date: 4/23/02
Matrix: SOIL

Analyses	Result	RL	Qual	Units	DF	Date Analyzed
1,1,1,2-Tetrachloroethane	ND	29		µg/Kg-dry	1	5/4/02 6:08:00 PM
Ethylbenzene	ND	29		µg/Kg-dry	1	5/4/02 6:08:00 PM
m,p-Xylene	ND	29		µg/Kg-dry	1	5/4/02 6:08:00 PM
o-Xylene	ND	29		µg/Kg-dry	1	5/4/02 6:08:00 PM
Styrene	ND	29		µg/Kg-dry	1	5/4/02 6:08:00 PM
Bromoform	ND	58		µg/Kg-dry	1	5/4/02 6:08:00 PM
Isopropylbenzene	ND	29		µg/Kg-dry	1	5/4/02 6:08:00 PM
1,1,2,2-Tetrachloroethane	ND	29		µg/Kg-dry	1	5/4/02 6:08:00 PM
1,2,3-Trichloropropane	ND	29		µg/Kg-dry	1	5/4/02 6:08:00 PM
Bromobenzene	ND	29		µg/Kg-dry	1	5/4/02 6:08:00 PM
n-Propylbenzene	ND	29		µg/Kg-dry	1	5/4/02 6:08:00 PM
2-Chlorotoluene	ND	29		µg/Kg-dry	1	5/4/02 6:08:00 PM
4-Chlorotoluene	ND	29		µg/Kg-dry	1	5/4/02 6:08:00 PM
1,3,5-Trimethylbenzene	ND	29		µg/Kg-dry	1	5/4/02 6:08:00 PM
tert-Butylbenzene	ND	29		µg/Kg-dry	1	5/4/02 6:08:00 PM
1,2,4-Trimethylbenzene	ND	29		µg/Kg-dry	1	5/4/02 6:08:00 PM
sec-Butylbenzene	ND	29		µg/Kg-dry	1	5/4/02 6:08:00 PM
4-Isopropyltoluene	ND	29		µg/Kg-dry	1	5/4/02 6:08:00 PM
1,3-Dichlorobenzene	ND	29		µg/Kg-dry	1	5/4/02 6:08:00 PM
1,4-Dichlorobenzene	ND	29		µg/Kg-dry	1	5/4/02 6:08:00 PM
n-Butylbenzene	ND	29		µg/Kg-dry	1	5/4/02 6:08:00 PM
1,2-Dichlorobenzene	ND	29		µg/Kg-dry	1	5/4/02 6:08:00 PM
1,2-Dibromo-3-chloropropane	ND	140		µg/Kg-dry	1	5/4/02 6:08:00 PM
1,2,4-Trichlorobenzene	ND	29		µg/Kg-dry	1	5/4/02 6:08:00 PM
Hexachlorobutadiene	ND	58		µg/Kg-dry	1	5/4/02 6:08:00 PM
Naphthalene	ND	58		µg/Kg-dry	1	5/4/02 6:08:00 PM
1,2,3-Trichlorobenzene	ND	29		µg/Kg-dry	1	5/4/02 6:08:00 PM
Surr: Dibromofluoromethane	95.3	60-124		%REC	1	5/4/02 6:08:00 PM
Surr: 1,2-Dichloroethane-d4	112	55-128		%REC	1	5/4/02 6:08:00 PM
Surr: Toluene-d8	100	63-127		%REC	1	5/4/02 6:08:00 PM
Surr: 4-Bromofluorobenzene	76.2	58-125		%REC	1	5/4/02 6:08:00 PM

Qualifiers:

ND - Not Detected at the Reporting Limit
J - Analyte detected below quantitation limits
B - Analyte detected in the associated Method Blank
H - Method prescribed holding time exceeded
S - Spike Recovery outside accepted recovery limits
R - RPD outside accepted recovery limits
E - Value above quantitation range
- See Case Narrative
RL - Reporting Limit; defined as the lowest concentration the laboratory can accurately quantitate.

AMRO Environmental Laboratories Corp.

Date: *08-May-02*

CLIENT:	STV Incorporated	**Client Sample ID:**	TE-MW-2-24 (0-4')
Lab Order:	0204293		
Project:	10730 ESA	**Collection Date:**	4/23/02
Lab ID:	0204293-03A	**Matrix:**	SOIL

Analyses	Result	RL	Qual	Units	DF	Date Analyzed
SEMIVOLATILE ORGANICS		**SW8270C**				Analyst: **KD**
Phenol	ND	290		µg/Kg-dry	1	5/4/02 4:48:00 PM
Bis(2-chloroethyl)ether	ND	290		µg/Kg-dry	1	5/4/02 4:48:00 PM
2-Chlorophenol	ND	290		µg/Kg-dry	1	5/4/02 4:48:00 PM
1,3-Dichlorobenzene	ND	290		µg/Kg-dry	1	5/4/02 4:48:00 PM
1,4-Dichlorobenzene	ND	290		µg/Kg-dry	1	5/4/02 4:48:00 PM
Benzyl alcohol	ND	590		µg/Kg-dry	1	5/4/02 4:48:00 PM
2-Methylphenol	ND	290		µg/Kg-dry	1	5/4/02 4:48:00 PM
1,2-Dichlorobenzene	ND	290		µg/Kg-dry	1	5/4/02 4:48:00 PM
Bis(2-chloroisopropyl)ether	ND	290		µg/Kg-dry	1	5/4/02 4:48:00 PM
4-Methylphenol	ND	290		µg/Kg-dry	1	5/4/02 4:48:00 PM
N-Nitrosodi-n-propylamine	ND	290		µg/Kg-dry	1	5/4/02 4:48:00 PM
Hexachloroethane	ND	290		µg/Kg-dry	1	5/4/02 4:48:00 PM
Nitrobenzene	ND	290		µg/Kg-dry	1	5/4/02 4:48:00 PM
Isophorone	ND	290		µg/Kg-dry	1	5/4/02 4:48:00 PM
2,4-Dimethylphenol	ND	290		µg/Kg-dry	1	5/4/02 4:48:00 PM
Benzoic acid	ND	590		µg/Kg-dry	1	5/4/02 4:48:00 PM
2-Nitrophenol	ND	290		µg/Kg-dry	1	5/4/02 4:48:00 PM
Bis(2-chloroethoxy)methane	ND	290		µg/Kg-dry	1	5/4/02 4:48:00 PM
2,4-Dichlorophenol	ND	290		µg/Kg-dry	1	5/4/02 4:48:00 PM
1,2,4-Trichlorobenzene	ND	290		µg/Kg-dry	1	5/4/02 4:48:00 PM
Naphthalene	ND	290		µg/Kg-dry	1	5/4/02 4:48:00 PM
4-Chloroaniline	ND	290		µg/Kg-dry	1	5/4/02 4:48:00 PM
Hexachlorobutadiene	ND	290		µg/Kg-dry	1	5/4/02 4:48:00 PM
4-Chloro-3-methylphenol	ND	590		µg/Kg-dry	1	5/4/02 4:48:00 PM
2-Methylnaphthalene	ND	290		µg/Kg-dry	1	5/4/02 4:48:00 PM
Hexachlorocyclopentadiene	ND	290		µg/Kg-dry	1	5/4/02 4:48:00 PM
2,4,6-Trichlorophenol	ND	290		µg/Kg-dry	1	5/4/02 4:48:00 PM
2,4,5-Trichlorophenol	ND	290		µg/Kg-dry	1	5/4/02 4:48:00 PM
2-Chloronaphthalene	ND	290		µg/Kg-dry	1	5/4/02 4:48:00 PM
2-Nitroaniline	ND	590		µg/Kg-dry	1	5/4/02 4:48:00 PM
Dimethyl phthalate	ND	290		µg/Kg-dry	1	5/4/02 4:48:00 PM
2,6-Dinitrotoluene	ND	290		µg/Kg-dry	1	5/4/02 4:48:00 PM
Acenaphthylene	ND	290		µg/Kg-dry	1	5/4/02 4:48:00 PM
3-Nitroaniline	ND	590		µg/Kg-dry	1	5/4/02 4:48:00 PM
4-Nitrophenol	ND	590		µg/Kg-dry	1	5/4/02 4:48:00 PM
2,4-Dinitrophenol	ND	590		µg/Kg-dry	1	5/4/02 4:48:00 PM
Acenaphthene	ND	290		µg/Kg-dry	1	5/4/02 4:48:00 PM
2,4-Dinitrotoluene	ND	290		µg/Kg-dry	1	5/4/02 4:48:00 PM

Qualifiers:

ND - Not Detected at the Reporting Limit
J - Analyte detected below quantitation limits
B - Analyte detected in the associated Method Blank
H - Method prescribed holding time exceeded
S - Spike Recovery outside accepted recovery limits
R - RPD outside accepted recovery limits
E - Value above quantitation range
- See Case Narrative
RL - Reporting Limit; defined as the lowest concentration the laboratory can accurately quantitate.

AMRO Environmental Laboratories Corp.

Date: *08-May-02*

CLIENT: STV Incorporated
Lab Order: 0204293
Project: 10730 ESA
Lab ID: 0204293-03A

Client Sample ID: TE-MW-2-24 (0-4')
Collection Date: 4/23/02
Matrix: SOIL

Analyses	Result	RL	Qual	Units	DF	Date Analyzed
Dibenzofuran	ND	290		µg/Kg-dry	1	5/4/02 4:48:00 PM
Diethyl phthalate	ND	290		µg/Kg-dry	1	5/4/02 4:48:00 PM
4-Chlorophenyl phenyl ether	ND	290		µg/Kg-dry	1	5/4/02 4:48:00 PM
Fluorene	ND	290		µg/Kg-dry	1	5/4/02 4:48:00 PM
4-Nitroaniline	ND	590		µg/Kg-dry	1	5/4/02 4:48:00 PM
4,6-Dinitro-2-methylphenol	ND	590		µg/Kg-dry	1	5/4/02 4:48:00 PM
N-Nitrosodiphenylamine	ND	290		µg/Kg-dry	1	5/4/02 4:48:00 PM
1,2-Diphenylhydrazine (as Azobenzene)	ND	290		µg/Kg-dry	1	5/4/02 4:48:00 PM
4-Bromophenyl phenyl ether	ND	290		µg/Kg-dry	1	5/4/02 4:48:00 PM
Hexachlorobenzene	ND	290		µg/Kg-dry	1	5/4/02 4:48:00 PM
Pentachlorophenol	ND	590		µg/Kg-dry	1	5/4/02 4:48:00 PM
Phenanthrene	ND	290		µg/Kg-dry	1	5/4/02 4:48:00 PM
Anthracene	ND	290		µg/Kg-dry	1	5/4/02 4:48:00 PM
Carbazole	ND	290		µg/Kg-dry	1	5/4/02 4:48:00 PM
Di-n-butyl phthalate	ND	290		µg/Kg-dry	1	5/4/02 4:48:00 PM
Fluoranthene	ND	290		µg/Kg-dry	1	5/4/02 4:48:00 PM
Pyrene	ND	290		µg/Kg-dry	1	5/4/02 4:48:00 PM
Butyl benzyl phthalate	ND	290		µg/Kg-dry	1	5/4/02 4:48:00 PM
Bis(2-ethylhexyl)phthalate	ND	290		µg/Kg-dry	1	5/4/02 4:48:00 PM
3,3'-Dichlorobenzidine	ND	290		µg/Kg-dry	1	5/4/02 4:48:00 PM
Benz(a)anthracene	ND	290		µg/Kg-dry	1	5/4/02 4:48:00 PM
Chrysene	ND	290		µg/Kg-dry	1	5/4/02 4:48:00 PM
Di-n-octyl phthalate	ND	290		µg/Kg-dry	1	5/4/02 4:48:00 PM
Benzo(b)fluoranthene	ND	290		µg/Kg-dry	1	5/4/02 4:48:00 PM
Benzo(k)fluoranthene	ND	290		µg/Kg-dry	1	5/4/02 4:48:00 PM
Benzo(a)pyrene	ND	290		µg/Kg-dry	1	5/4/02 4:48:00 PM
Dibenz(a,h)anthracene	ND	290		µg/Kg-dry	1	5/4/02 4:48:00 PM
Indeno(1,2,3-cd)pyrene	ND	290		µg/Kg-dry	1	5/4/02 4:48:00 PM
Benzo(g,h,i)perylene	ND	290		µg/Kg-dry	1	5/4/02 4:48:00 PM
Surr: 2-Fluorophenol	54.5	28-93		%REC	1	5/4/02 4:48:00 PM
Surr: Phenol-d5	57.0	31-97		%REC	1	5/4/02 4:48:00 PM
Surr: Nitrobenzene-d5	57.1	32-95		%REC	1	5/4/02 4:48:00 PM
Surr: 2-Fluorobiphenyl	61.2	38-98		%REC	1	5/4/02 4:48:00 PM
Surr: 2,4,6-Tribromophenol	54.2	34-114		%REC	1	5/4/02 4:48:00 PM
Surr: 4-Terphenyl-d14	74.8	41-108		%REC	1	5/4/02 4:48:00 PM

Qualifiers:

ND - Not Detected at the Reporting Limit
J - Analyte detected below quantitation limits
B - Analyte detected in the associated Method Blank
H - Method prescribed holding time exceeded
S - Spike Recovery outside accepted recovery limits
R - RPD outside accepted recovery limits
E - Value above quantitation range
- See Case Narrative
RL - Reporting Limit; defined as the lowest concentration the laboratory can accurately quantitate.

AMRO Environmental Laboratories Corp.

Date: *08-May-02*

CLIENT:	STV Incorporated	**Client Sample ID:**	TE-MW-2-24 (28-30')
Lab Order:	0204293		
Project:	10730 ESA	**Collection Date:**	4/23/02
Lab ID:	0204293-04A	**Matrix:**	SOIL

Analyses	Result	RL	Qual	Units	DF	Date Analyzed
SEMIVOLATILE ORGANICS		**SW8270C**				Analyst: **KD**
Phenol	ND	260		µg/Kg-dry	1	5/4/02 5:14:00 PM
Bis(2-chloroethyl)ether	ND	260		µg/Kg-dry	1	5/4/02 5:14:00 PM
2-Chlorophenol	ND	260		µg/Kg-dry	1	5/4/02 5:14:00 PM
1,3-Dichlorobenzene	ND	260		µg/Kg-dry	1	5/4/02 5:14:00 PM
1,4-Dichlorobenzene	ND	260		µg/Kg-dry	1	5/4/02 5:14:00 PM
Benzyl alcohol	ND	510		µg/Kg-dry	1	5/4/02 5:14:00 PM
2-Methylphenol	ND	260		µg/Kg-dry	1	5/4/02 5:14:00 PM
1,2-Dichlorobenzene	ND	260		µg/Kg-dry	1	5/4/02 5:14:00 PM
Bis(2-chloroisopropyl)ether	ND	260		µg/Kg-dry	1	5/4/02 5:14:00 PM
4-Methylphenol	ND	260		µg/Kg-dry	1	5/4/02 5:14:00 PM
N-Nitrosodi-n-propylamine	ND	260		µg/Kg-dry	1	5/4/02 5:14:00 PM
Hexachloroethane	ND	260		µg/Kg-dry	1	5/4/02 5:14:00 PM
Nitrobenzene	ND	260		µg/Kg-dry	1	5/4/02 5:14:00 PM
Isophorone	ND	260		µg/Kg-dry	1	5/4/02 5:14:00 PM
2,4-Dimethylphenol	ND	260		µg/Kg-dry	1	5/4/02 5:14:00 PM
Benzoic acid	ND	510		µg/Kg-dry	1	5/4/02 5:14:00 PM
2-Nitrophenol	ND	260		µg/Kg-dry	1	5/4/02 5:14:00 PM
Bis(2-chloroethoxy)methane	ND	260		µg/Kg-dry	1	5/4/02 5:14:00 PM
2,4-Dichlorophenol	ND	260		µg/Kg-dry	1	5/4/02 5:14:00 PM
1,2,4-Trichlorobenzene	ND	260		µg/Kg-dry	1	5/4/02 5:14:00 PM
Naphthalene	ND	260		µg/Kg-dry	1	5/4/02 5:14:00 PM
4-Chloroaniline	ND	260		µg/Kg-dry	1	5/4/02 5:14:00 PM
Hexachlorobutadiene	ND	260		µg/Kg-dry	1	5/4/02 5:14:00 PM
4-Chloro-3-methylphenol	ND	510		µg/Kg-dry	1	5/4/02 5:14:00 PM
2-Methylnaphthalene	ND	260		µg/Kg-dry	1	5/4/02 5:14:00 PM
Hexachlorocyclopentadiene	ND	260		µg/Kg-dry	1	5/4/02 5:14:00 PM
2,4,6-Trichlorophenol	ND	260		µg/Kg-dry	1	5/4/02 5:14:00 PM
2,4,5-Trichlorophenol	ND	260		µg/Kg-dry	1	5/4/02 5:14:00 PM
2-Chloronaphthalene	ND	260		µg/Kg-dry	1	5/4/02 5:14:00 PM
2-Nitroaniline	ND	510		µg/Kg-dry	1	5/4/02 5:14:00 PM
Dimethyl phthalate	ND	260		µg/Kg-dry	1	5/4/02 5:14:00 PM
2,6-Dinitrotoluene	ND	260		µg/Kg-dry	1	5/4/02 5:14:00 PM
Acenaphthylene	ND	260		µg/Kg-dry	1	5/4/02 5:14:00 PM
3-Nitroaniline	ND	510		µg/Kg-dry	1	5/4/02 5:14:00 PM
4-Nitrophenol	ND	510		µg/Kg-dry	1	5/4/02 5:14:00 PM
2,4-Dinitrophenol	ND	510		µg/Kg-dry	1	5/4/02 5:14:00 PM
Acenaphthene	ND	260		µg/Kg-dry	1	5/4/02 5:14:00 PM
2,4-Dinitrotoluene	ND	260		µg/Kg-dry	1	5/4/02 5:14:00 PM

Qualifiers:

ND - Not Detected at the Reporting Limit
J - Analyte detected below quantitation limits
B - Analyte detected in the associated Method Blank
H - Method prescribed holding time exceeded
S - Spike Recovery outside accepted recovery limits
R - RPD outside accepted recovery limits
E - Value above quantitation range
- See Case Narrative
RL - Reporting Limit; defined as the lowest concentration the laboratory can accurately quantitate.

AMRO Environmental Laboratories Corp.

Date: *08-May-02*

CLIENT: STV Incorporated
Lab Order: 0204293
Project: 10730 ESA
Lab ID: 0204293-04A

Client Sample ID: TE-MW-2-24 (28-30')
Collection Date: 4/23/02
Matrix: SOIL

Analyses	Result	RL	Qual	Units	DF	Date Analyzed
Dibenzofuran	ND	260		µg/Kg-dry	1	5/4/02 5:14:00 PM
Diethyl phthalate	ND	260		µg/Kg-dry	1	5/4/02 5:14:00 PM
4-Chlorophenyl phenyl ether	ND	260		µg/Kg-dry	1	5/4/02 5:14:00 PM
Fluorene	ND	260		µg/Kg-dry	1	5/4/02 5:14:00 PM
4-Nitroaniline	ND	510		µg/Kg-dry	1	5/4/02 5:14:00 PM
4,6-Dinitro-2-methylphenol	ND	510		µg/Kg-dry	1	5/4/02 5:14:00 PM
N-Nitrosodiphenylamine	ND	260		µg/Kg-dry	1	5/4/02 5:14:00 PM
1,2-Diphenylhydrazine (as Azobenzene)	ND	260		µg/Kg-dry	1	5/4/02 5:14:00 PM
4-Bromophenyl phenyl ether	ND	260		µg/Kg-dry	1	5/4/02 5:14:00 PM
Hexachlorobenzene	ND	260		µg/Kg-dry	1	5/4/02 5:14:00 PM
Pentachlorophenol	ND	510		µg/Kg-dry	1	5/4/02 5:14:00 PM
Phenanthrene	ND	260		µg/Kg-dry	1	5/4/02 5:14:00 PM
Anthracene	ND	260		µg/Kg-dry	1	5/4/02 5:14:00 PM
Carbazole	ND	260		µg/Kg-dry	1	5/4/02 5:14:00 PM
Di-n-butyl phthalate	ND	260		µg/Kg-dry	1	5/4/02 5:14:00 PM
Fluoranthene	ND	260		µg/Kg-dry	1	5/4/02 5:14:00 PM
Pyrene	ND	260		µg/Kg-dry	1	5/4/02 5:14:00 PM
Butyl benzyl phthalate	ND	260		µg/Kg-dry	1	5/4/02 5:14:00 PM
Bis(2-ethylhexyl)phthalate	340	260		µg/Kg-dry	1	5/4/02 5:14:00 PM
3,3'-Dichlorobenzidine	ND	260		µg/Kg-dry	1	5/4/02 5:14:00 PM
Benz(a)anthracene	ND	260		µg/Kg-dry	1	5/4/02 5:14:00 PM
Chrysene	ND	260		µg/Kg-dry	1	5/4/02 5:14:00 PM
Di-n-octyl phthalate	ND	260		µg/Kg-dry	1	5/4/02 5:14:00 PM
Benzo(b)fluoranthene	ND	260		µg/Kg-dry	1	5/4/02 5:14:00 PM
Benzo(k)fluoranthene	ND	260		µg/Kg-dry	1	5/4/02 5:14:00 PM
Benzo(a)pyrene	ND	260		µg/Kg-dry	1	5/4/02 5:14:00 PM
Dibenz(a,h)anthracene	ND	260		µg/Kg-dry	1	5/4/02 5:14:00 PM
Indeno(1,2,3-cd)pyrene	ND	260		µg/Kg-dry	1	5/4/02 5:14:00 PM
Benzo(g,h,i)perylene	ND	260		µg/Kg-dry	1	5/4/02 5:14:00 PM
Surr: 2-Fluorophenol	83.0	28-93		%REC	1	5/4/02 5:14:00 PM
Surr: Phenol-d5	79.9	31-97		%REC	1	5/4/02 5:14:00 PM
Surr: Nitrobenzene-d5	80.3	32-95		%REC	1	5/4/02 5:14:00 PM
Surr: 2-Fluorobiphenyl	79.0	38-98		%REC	1	5/4/02 5:14:00 PM
Surr: 2,4,6-Tribromophenol	98.3	34-114		%REC	1	5/4/02 5:14:00 PM
Surr: 4-Terphenyl-d14	94.4	41-108		%REC	1	5/4/02 5:14:00 PM

Qualifiers:

ND - Not Detected at the Reporting Limit
J - Analyte detected below quantitation limits
B - Analyte detected in the associated Method Blank
H - Method prescribed holding time exceeded
S - Spike Recovery outside accepted recovery limits
R - RPD outside accepted recovery limits
E - Value above quantitation range
- See Case Narrative
RL - Reporting Limit; defined as the lowest concentration the laboratory can accurately quantitate.

AMRO Environmental Laboratories Corp.

08-May-02

Lab Order: 0204293
Client: STV Incorporated
Project: 10730 ESA

DATES REPORT

Sample ID	Client Sample ID	Collection Date	Matrix	Test Name	TCLP Date	Prep Date	Analysis Date	Batch ID
0204293-01A	TE-MW-2-24 (4')	4/23/02	Soil	Percent Moisture			5/2/02	R13490
				VOLATILES by GC/MS, Bulk Soil		4/23/02	5/4/02	R13536
0204293-02A	TE-MW-2-24 (30')			Percent Moisture			5/2/02	R13490
				VOLATILES by GC/MS, Bulk Soil		4/23/02	5/4/02	R13536
0204293-03A	TE-MW-2-24 (0-4')			Percent Moisture			5/2/02	R13490
				SEMIVOLATILE ORGANICS, Soil/Solids		5/2/02	5/4/02	6820
0204293-04A	TE-MW-2-24 (28-30')			Percent Moisture			5/2/02	R13490
				SEMIVOLATILE ORGANICS, Soil/Solids		5/2/02	5/4/02	6820

AMRO Environmental Laboratories Corporation

SAMPLE RECEIPT CHECKLIST

111 Herrick Stree
Merrimack, NH 0305
(603) 424-202

Client: STV
Project Name: 10730 ESA
Ship via: (circle one) Fed Ex., UPS , AMRO Courier, Hand Del., Other Courier, Other:

AMRO ID: 0204293
Date Rec.: 4-26-02
Date Due: 05-08-02

Items to be Checked Upon Receipt	Yes	No	NA	Comments
1. Army Samples received in individual plastic bags?			✓	
2. Custody Seals present?			✓	
3. Custody Seals Intact?			✓	
4. Air Bill included in folder if received?	✓			
5. Is COC included with samples?	✓			
6. Is COC signed and dated by client?	✓			
7. Laboratory receipt temperature. TEMP = 2°				
Samples rec. with ice ✓ ice packs___ neither___				
8. Were samples received the same day they were sampled?		✓		
Is client temperature 4°C ± 2°C?	✓			
If no obtain authorization from the client for the analyses.				
Client authorization from: Date: Obtained by:				
9. Is the COC filled out correctly and completely?	✓			
10. Does the info on the COC match the samples?	✓			
11. Were samples rec. within holding time?	✓			
12. Were all samples properly labeled?	✓			
13. Were all samples properly preserved?			✓	
14. Were proper sample containers used?	✓			
15. Were all samples received intact? (none broken or leaking)	✓			
16. Were VOA vials rec. with no air bubbles?			✓	
17. Were the sample volumes sufficient for requested analysis?	✓			
18. Were all samples received?	✓			
19. VPH and VOA Soils only:	✓			
Sampling Method VPH (circle one): M=Methanol, E=EnCore (air-tight container)				
Sampling Method VOA (circle one): M=Methanol, SB=Sodium Bisulfate, E=EnCore, B=Bulk				
If M or SB:				
Does preservative cover the soil?				
If NO then client must be faxed.				
Does preservation level come close to the fill line on the vial?				
If NO then client must be faxed.				
Were vials provided by AMRO?				
If NO then weights MUST be obtained from client				
Was dry weight aliquot provided?				
If NO then fax client and inform the VOA lab ASAP.				
20. Subcontracted Samples:			✓	
What samples sent:				
Where sent:				
Date:				
Analysis:				
TAT:				
21. Information entered into:				
Internal Tracking Log?	✓			
Dry Weight Log?	✓			
Client Log?			✓	
Composite Log?			✓	
Filtration Log?			✓	

Received By: CC Date: 4-26-02 Logged in By: GG/MG Date: 4-29-02
Labeled By: GG Date: 4-29-02 Checked By: MG Date: 4-29-02

NA= Not Applicable

AMRO Environmental Laboratories Corporation
111 Herrick Street
Merrimack, N.H. 03054
Office: 603-424-2022 Fax: 603-429-8496

35880

CHAIN OF CUSTODY RECORD

PAGE 1 OF ___

Proj. No.: 10730
Project Name: ESA
Project State: NY
Samplers (Signature): Romona Nawrik

Sta. No.	Date	Time	Comp	Grab	Station Location	Type Size, & No. of Containers	MATRIX Water - A Soil/Solid-S Waste-W Other-O Explain	TCL VOCs	TCL SVOCs					Remarks
	4/23/02	905		X	TE-MW-2-24 (4')	1x2oz	S	X						
	4/23/02	905	X		TE-MW-2-24 (0-4')	1x4oz	S		X					
	4/23/02	935		X	TE-MW-2-24 (30')	1x2oz	S	X						
	4/23/02	935	X		TE-MW-2-24 (28-30)	1x4oz	S		X					

Please print clearly, legibly and completely. Samples cannot be logged in and the turnaround time clock will not start until any ambiguities are resolved.

PRIORITY TURNAROUND TIME AUTHORIZATION
Before submitting samples for expedited T.A.T., you must have requested in advance and received a coded **T.A.T. AUTHORIZATION NUMBER.**
AUTHORIZATION NO. _____ **T.A.T. authorized by:** _____

Relinquished by (Signature)	Date Time	Received by (Signature)	
Romona Nawrik	4/23/02	C Clearley 1000 4-26-02	☒ Fax to (phone) (212) 777-8492
Relinquished by (Signature)	Date Time	Received by (Signature)	Results needed
			PO#
Relinquished by (Signature)	Date Time	Received by (Signature)	AMRO Project No. 0204293
Relinquished by (Signature)	Date Time	Received for Laboratory by: (Signature)	Seal Intact? Yes No N/A

Send Results to:
STV Inc
Jeff Butler
225 Park Ave South
NY NY 10003

Remarks

STATE OF NEW YORK
DEPARTMENT OF HEALTH

Wadsworth Center The Governor Nelson A. Rockefeller Empire State Plaza P.O. Box 509 Albany, New York 12201-0509

Antonia C. Novello, M.D., M.P.H., Dr. P.H.
Commissioner

Dennis P. Whalen
Executive Deputy Commissioner

February 28, 2002

Dear Laboratory Director:

Please note that although your ELAP Certificate of Approval expires on 12:01 AM April 1, 2002, it is still valid until June 15, 2002, as per ELAP Certification Manual, No. 140, Page 13 of 42, dated 12/6/95, Part 55-2.4e NYCRR. "...during any extension or grace period permitted by this Subpart, a laboratory approval shall remain in force beyond the expiration date of the certificate of approval, unless such approval is specifically terminated or suspended in writing."

Further verification of your laboratory's approved ELAP status is available by calling the Program Office at (518) 485-5570.

Sincerely,

Linda L. Madlin

Linda L. Madlin
Administrative Assistant
Environmental Laboratory
Approval Program

LLM:mes

NYSDOH - WADSWORTH CENTER - ELAP - PO BOX 509 - ALBANY NY 12201-0509

NEW YORK STATE DEPARTMENT OF HEALTH
WADSWORTH CENTER

Expires 12:01 AM April 01, 2002
Issued September 17, 2001
Revised January 14, 2002

CERTIFICATE OF APPROVAL FOR LABORATORY SERVICE

Issued in accordance with and pursuant to section 502 Public Health Law of New York State

MS. NANCY STEWART
AMRO ENVIRONMENTAL LAB CORP
111 HERRICK STREET
MERRIMACK NH 03054 USA

NY Lab Id No: 11278
EPA Lab Code: NH00012

is hereby APPROVED as an Environmental Laboratory in conformance with the National Environmental Laboratory Accreditation Conference Standards for the category ENVIRONMENTAL ANALYSES SOLID AND HAZARDOUS WASTE
All approved analytes are listed below:

Acrolein and Acrylonitrile

Acrolein	SW-846 8260B
Acrylonitrile	SW-846 8260B

Characteristic Testing

Ignitability	SW846 1010
Reactivity	SW846 Ch7, Sec. 7.3
TCLP	FED REG 1311

Chlorinated Hydrocarbon Pesticides

4,4 -DDE	SW-846 8081A
4,4 -DDT	SW-846 8081A
4,4-DDD	SW-846 8081A
Aldrin	SW-846 8081A
alpha-BHC	SW-846 8081A
beta-BHC	SW-846 8081A
Chlordane Total	SW-846 8081A
delta-BHC	SW-846 8081A
Dieldrin	SW-846 8081A
Endosulfan I	SW-846 8081A
Endosulfan II	SW-846 8081A
Endosulfan sulfate	SW-846 8081A
Endrin	SW-846 8081A
Endrin aldehyde	SW-846 8081A
Heptachlor	SW-846 8081A
Heptachlor epoxide	SW-846 8081A

Chlorinated Hydrocarbon Pesticides

Lindane	SW-846 8081A
Methoxychlor	SW-846 8081A

Chlorinated Hydrocarbons

1,2,4-Trichlorobenzene	SW-846 8270C
2-Chloronaphthalene	SW-846 8270C
Hexachlorobenzene	SW-846 8270C
Hexachlorobutadiene	SW-846 8270C
Hexachlorocyclopentadiene	SW-846 8270C
Hexachloroethane	SW-846 8270C

Haloethers

Bis (2-chloroisopropyl) ether	SW-846 8270C
Bis(2-chloroethoxy)methane	SW-846 8270C

Metals I

Barium, Total	SW-846 6010B
Cadmium, Total	SW-846 6010B
Chromium, Total	SW-846 6010B
Lead, Total	SW-846 6010B
Nickel, Total	SW-846 6010B
Silver, Total	SW-846 6010B

Metals II

Antimony, Total	SW-846 6010B
Arsenic, Total	SW-846 6010B

Serial No.: 14514

Property of the New York State Department of Health. Valid only at the address shown. Must be conspicuously posted. Valid certificates have a raised seal and may be verified by calling (518)485-5570.

DOH-3317 (3/97)

11

NEW YORK STATE DEPARTMENT OF HEALTH
WADSWORTH CENTER

Expires 12:01 AM April 01, 2002
Issued September 17, 2001
Revised January 14, 2002

CERTIFICATE OF APPROVAL FOR LABORATORY SERVICE

Issued in accordance with and pursuant to section 502 Public Health Law of New York State

MS. NANCY STEWART
AMRO ENVIRONMENTAL LAB CORP
111 HERRICK STREET
MERRIMACK NH 03054 USA

NY Lab Id No: 11278
EPA Lab Code: NH00012

is hereby APPROVED as an Environmental Laboratory in conformance with the National Environmental Laboratory Accreditation Conference Standards for the category ENVIRONMENTAL ANALYSES SOLID AND HAZARDOUS WASTE
All approved analytes are listed below:

Metals II

Selenium, Total	SW-846 6010B

Miscellaneous

Hydrogen Ion (pH)	SW-846 9040B
	SW-846 9045C
Lead in Paint	SM18 3120B

Nitroaromatics and Isophorone

2,4-Dinitrotoluene	SW-846 8270C
2,6-Dinitrotoluene	SW-846 8270C
Isophorone	CLP 95-2
	SW-846 8270C
Nitrobenzene	SW-846 8270C

Phthalate Esters

Benzyl butyl phthalate	SW-846 8270C
Bis(2-ethylhexyl) phthalate	SW-846 8270C
Diethyl phthalate	SW-846 8270C
Dimethyl phthalate	SW-846 8270C
Di-n-butyl phthalate	SW-846 8270C
Di-n-octyl phthalate	SW-846 8270C

Polychlorinated Biphenyls

PCB-1016	SW-846 8082
PCB-1221	SW-846 8082
PCB-1232	SW-846 8082

Polychlorinated Biphenyls

PCB-1242	SW-846 8082
PCB-1248	SW-846 8082
PCB-1254	SW-846 8082
PCB-1260	SW-846 8082

Polynuclear Aromatic Hydrocarbons

Acenaphthene	SW-846 8270C
Acenaphthylene	SW-846 8270C
Benzo(a)anthracene	SW-846 8270C
Benzo(a)pyrene	SW-846 8270C
Benzo(b)fluoranthene	SW-846 8270C
Benzo(ghi)perylene	SW-846 8270C
Chrysene	SW-846 8270C
Dibenzo(a,h)anthracene	SW-846 8270C
Fluoranthene	SW-846 8270C
Fluorene	SW-846 8270C
Indeno(1,2,3-cd)pyrene	SW-846 8270C
Naphthalene	SW-846 8270C
Phenanthrene	SW-846 8270C
Pyrene	SW-846 8270C

Priority Pollutant Phenols

2,4,6-Trichlorophenol	SW-846 8270C
2,4-Dichlorophenol	SW-846 8270C
2,4-Dimethylphenol	SW-846 8270C

Serial No.: 14514

Property of the New York State Department of Health. Valid only at the address shown. Must be conspicuously posted. Valid certificates have a raised seal and may be verified by calling (518)485-5570.

DOH-3317 (3/97)

17

NEW YORK STATE DEPARTMENT OF HEALTH
WADSWORTH CENTER

Antonia C. Novello, M.D., M.P.H., Dr.P.H. Commissioner

Expires 12:01 AM April 01, 2002
Issued September 17, 2001
Revised January 14, 2002

CERTIFICATE OF APPROVAL FOR LABORATORY SERVICE

Issued in accordance with and pursuant to section 502 Public Health Law of New York State

MS. NANCY STEWART
AMRO ENVIRONMENTAL LAB CORP
111 HERRICK STREET
MERRIMACK NH 03054 USA

NY Lab Id No: 11278
EPA Lab Code: NH00012

is hereby APPROVED as an Environmental Laboratory in conformance with the National Environmental Laboratory Accreditation Conference Standards for the category ENVIRONMENTAL ANALYSES SOLID AND HAZARDOUS WASTE All approved analytes are listed below:

Priority Pollutant Phenols

2,4-Dinitrophenol	SW-846 8270C
2-Chlorophenol	SW-846 8270C
2-Methyl-4,6-dinitrophenol	SW-846 8270C
2-Nitrophenol	SW-846 8270C
4-Chloro-3-methylphenol	SW-846 8270C
4-Nitrophenol	SW-846 8270C
Pentachlorophenol	SW-846 8270C
Phenol	SW-846 8270C

Purgeable Aromatics

1,2-Dichlorobenzene	SW-846 8260B
1,3-Dichlorobenzene	SW-846 8260B
1,4-Dichlorobenzene	SW-846 8260B
Benzene	SW-846 8260B
Chlorobenzene	SW-846 8260B
Ethyl benzene	SW-846 8260B
Toluene	SW-846 8260B
Total Xylenes	SW-846 8260B

Purgeable Halocarbons

1,1,1-Trichloroethane	SW-846 8260B
1,1,2,2-Tetrachloroethane	SW-846 8260B
1,1,2-Trichloroethane	SW-846 8260B
1,1-Dichloroethane	SW-846 8260B
1,1-Dichloroethene	SW-846 8260B

Purgeable Halocarbons

1,2-Dichloroethane	SW-846 8260B
1,2-Dichloropropane	SW-846 8260B
2-Chloroethylvinyl ether	SW-846 8260B
Bromodichloromethane	SW-846 8260B
Bromoform	SW-846 8260B
Bromomethane	SW-846 8260B
Carbon tetrachloride	SW-846 8260B
Chloroethane	SW-846 8260B
Chloroform	SW-846 8260B
Chloromethane	SW-846 8260B
Dibromochloromethane	SW-846 8260B
Dichlorodifluoromethane	SW-846 8260B
Methylene chloride	SW-846 8260B
Tetrachloroethene	SW-846 8260B
Trichloroethene	SW-846 8260B
Trichlorofluoromethane	SW-846 8260B
Vinyl chloride	SW-846 8260B

Serial No.: 14514

Property of the New York State Department of Health. Valid only at the address shown. Must be conspicuously posted. Valid certificates have a raised seal and may be verified by calling (518)485-5570.

DOH-3317 (3/97)

AMRO Environmental Laboratories Corporation

111 Herrick Street, Merrimack, NH 03054
TEL: (603) 424-2022 · FAX: (603) 429-8496

May 15, 2002

Jeff Butler
STV Incorporated
469 7th Avenue
14th Floor
New York, NY 10018
TEL: (212) 904-1702
FAX: (212) 777-8492

RE: 07-10730 Audax Property- ESA Workorder No.: 0205022

Dear Jeff Butler:
AMRO Environmental Laboratories Corp. received 2 samples on 5/2/02 for the analyses presented in the following report.

AMRO operates a Quality Assurance Program which meets or exceeds National Environmental Laboratory Accreditation Conference (NELAC), state, and EPA requirements. A copy of the appropriate state and/or NELAC Certificate is attached.

The enclosed Sample Receipt Checklist details the condition of your sample(s) upon receipt. Please be advised that any unused sample volume and sample extracts will be stored for a period of 60 days from sample receipt date (90 days for samples from New York). After this time, AMRO will properly dispose of the remaining sample(s). If you require further analysis, or need the samples held for a longer period, please contact us immediately.

This report consists of a total of 13 pages. This letter is an integral part of your data report. All results in this project relate only to the sample(s) as received by the laboratory and documented in the Chain-of-Custody. This report shall not be reproduced except in full, without the written approval of the laboratory. If you have any questions regarding this project in the future, please refer to the Workorder Number above.

Sincerely,

Nancy Stewart
Vice President/LabDirector

AMRO Environmental Laboratories Corp.

Date: *15-May-02*

CLIENT: STV Incorporated
Project: 07-10730 Audax Property- ESA
Lab Order: 0205022
Date Received: 5/2/02

Work Order Sample Summary

Lab Sample ID	Client Sample ID	Collection Date
0205022-01A	TE-MW-2-25 (7-9')	5/1/02
0205022-02A	TE-MW-2-25 (9')	5/1/02

AMRO Environmental Laboratories Corp.

Date: *15-May-02*

CLIENT: STV Incorporated
Project: 07-10730 Audax Property- ESA
Lab Order: 0205022

Lab ID: 0205022-01 **Collection Date:** 5/1/02
Client Sample ID: TE-MW-2-25 (7-9') **Matrix:** SOIL

Analyses	Result	Limit	Qual	Units	DF	Date Analyzed
PERCENT MOISTURE		D2216				Analyst: LB
Percent Moisture	13.1	0		wt%	1	5/7/02

Lab ID: 0205022-02 **Collection Date:** 5/1/02
Client Sample ID: TE-MW-2-25 (9') **Matrix:** SOIL

Analyses	Result	Limit	Qual	Units	DF	Date Analyzed
PERCENT MOISTURE		D2216				Analyst: JTS
Percent Moisture	13.3	0		wt%	1	5/10/02

Qualifiers:
ND - Not Detected at the Reporting Limit
J - Analyte detected below quantitation limits
B - Analyte detected in the associated Method Blank
* - Value exceeds Maximum Contaminant Level
S - Spike Recovery outside accepted recovery limits
R - RPD outside accepted recovery limits
E - Value above quantitation range

AMRO Environmental Laboratories Corp.

Date: *15-May-02*

CLIENT:	STV Incorporated	**Client Sample ID:**	TE-MW-2-25 (9')
Lab Order:	0205022		
Project:	07-10730 Audax Property- ESA	**Collection Date:**	5/1/02
Lab ID:	0205022-02A	**Matrix:**	SOIL

Analyses	Result	RL	Qual	Units	DF	Date Analyzed
VOLATILES BY GC/MS		**SW8260B**				Analyst: SK
Dichlorodifluoromethane	ND	54		µg/Kg-dry	1	5/11/02 6:37:00 PM
Chloromethane	ND	54		µg/Kg-dry	1	5/11/02 6:37:00 PM
Vinyl chloride	ND	28		µg/Kg-dry	1	5/11/02 6:37:00 PM
Chloroethane	ND	54		µg/Kg-dry	1	5/11/02 6:37:00 PM
Bromomethane	ND	54		µg/Kg-dry	1	5/11/02 6:37:00 PM
Trichlorofluoromethane	ND	54		µg/Kg-dry	1	5/11/02 6:37:00 PM
Acetone	ND	280		µg/Kg-dry	1	5/11/02 6:37:00 PM
1,1-Dichloroethene	ND	28		µg/Kg-dry	1	5/11/02 6:37:00 PM
Carbon disulfide	ND	54		µg/Kg-dry	1	5/11/02 6:37:00 PM
Methylene chloride	ND	54		µg/Kg-dry	1	5/11/02 6:37:00 PM
Methyl tert-butyl ether	ND	28		µg/Kg-dry	1	5/11/02 6:37:00 PM
trans-1,2-Dichloroethene	48	28		µg/Kg-dry	1	5/11/02 6:37:00 PM
1,1-Dichloroethane	ND	28		µg/Kg-dry	1	5/11/02 6:37:00 PM
2-Butanone	ND	280		µg/Kg-dry	1	5/11/02 6:37:00 PM
2,2-Dichloropropane	ND	28		µg/Kg-dry	1	5/11/02 6:37:00 PM
cis-1,2-Dichloroethene	79	28		µg/Kg-dry	1	5/11/02 6:37:00 PM
Chloroform	ND	28		µg/Kg-dry	1	5/11/02 6:37:00 PM
Bromochloromethane	ND	28		µg/Kg-dry	1	5/11/02 6:37:00 PM
1,1,1-Trichloroethane	ND	28		µg/Kg-dry	1	5/11/02 6:37:00 PM
1,1-Dichloropropene	ND	28		µg/Kg-dry	1	5/11/02 6:37:00 PM
Carbon tetrachloride	ND	28		µg/Kg-dry	1	5/11/02 6:37:00 PM
1,2-Dichloroethane	ND	28		µg/Kg-dry	1	5/11/02 6:37:00 PM
Benzene	ND	28		µg/Kg-dry	1	5/11/02 6:37:00 PM
Trichloroethene	ND	28		µg/Kg-dry	1	5/11/02 6:37:00 PM
1,2-Dichloropropane	ND	28		µg/Kg-dry	1	5/11/02 6:37:00 PM
Bromodichloromethane	ND	28		µg/Kg-dry	1	5/11/02 6:37:00 PM
Dibromomethane	ND	28		µg/Kg-dry	1	5/11/02 6:37:00 PM
4-Methyl-2-pentanone	ND	280		µg/Kg-dry	1	5/11/02 6:37:00 PM
cis-1,3-Dichloropropene	ND	28		µg/Kg-dry	1	5/11/02 6:37:00 PM
Toluene	ND	28		µg/Kg-dry	1	5/11/02 6:37:00 PM
trans-1,3-Dichloropropene	ND	28		µg/Kg-dry	1	5/11/02 6:37:00 PM
1,1,2-Trichloroethane	ND	28		µg/Kg-dry	1	5/11/02 6:37:00 PM
1,2-Dibromoethane	ND	28		µg/Kg-dry	1	5/11/02 6:37:00 PM
2-Hexanone	ND	280		µg/Kg-dry	1	5/11/02 6:37:00 PM
1,3-Dichloropropane	ND	28		µg/Kg-dry	1	5/11/02 6:37:00 PM
Tetrachloroethene	ND	28		µg/Kg-dry	1	5/11/02 6:37:00 PM
Dibromochloromethane	ND	28		µg/Kg-dry	1	5/11/02 6:37:00 PM
Chlorobenzene	ND	28		µg/Kg-dry	1	5/11/02 6:37:00 PM

Qualifiers:

ND - Not Detected at the Reporting Limit

J - Analyte detected below quantitation limits

B - Analyte detected in the associated Method Blank

H - Method prescribed holding time exceeded

S - Spike Recovery outside accepted recovery limits

R - RPD outside accepted recovery limits

E - Value above quantitation range

- See Case Narrative

RL - Reporting Limit; defined as the lowest concentration the laboratory can accurately quantitate.

AMRO Environmental Laboratories Corp.

Date: *15-May-02*

CLIENT:	STV Incorporated	**Client Sample ID:**	TE-MW-2-25 (9')
Lab Order:	0205022		
Project:	07-10730 Audax Property- ESA	**Collection Date:**	5/1/02
Lab ID:	0205022-02A	**Matrix:**	SOIL

Analyses	Result	RL	Qual	Units	DF	Date Analyzed
1,1,1,2-Tetrachloroethane	ND	28		µg/Kg-dry	1	5/11/02 6:37:00 PM
Ethylbenzene	ND	28		µg/Kg-dry	1	5/11/02 6:37:00 PM
m,p-Xylene	ND	28		µg/Kg-dry	1	5/11/02 6:37:00 PM
o-Xylene	ND	28		µg/Kg-dry	1	5/11/02 6:37:00 PM
Styrene	ND	28		µg/Kg-dry	1	5/11/02 6:37:00 PM
Bromoform	ND	54		µg/Kg-dry	1	5/11/02 6:37:00 PM
Isopropylbenzene	ND	28		µg/Kg-dry	1	5/11/02 6:37:00 PM
1,1,2,2-Tetrachloroethane	ND	28		µg/Kg-dry	1	5/11/02 6:37:00 PM
1,2,3-Trichloropropane	ND	28		µg/Kg-dry	1	5/11/02 6:37:00 PM
Bromobenzene	ND	28		µg/Kg-dry	1	5/11/02 6:37:00 PM
n-Propylbenzene	ND	28		µg/Kg-dry	1	5/11/02 6:37:00 PM
2-Chlorotoluene	ND	28		µg/Kg-dry	1	5/11/02 6:37:00 PM
4-Chlorotoluene	ND	28		µg/Kg-dry	1	5/11/02 6:37:00 PM
1,3,5-Trimethylbenzene	ND	28		µg/Kg-dry	1	5/11/02 6:37:00 PM
tert-Butylbenzene	ND	28		µg/Kg-dry	1	5/11/02 6:37:00 PM
1,2,4-Trimethylbenzene	ND	28		µg/Kg-dry	1	5/11/02 6:37:00 PM
sec-Butylbenzene	ND	28		µg/Kg-dry	1	5/11/02 6:37:00 PM
4-Isopropyltoluene	ND	28		µg/Kg-dry	1	5/11/02 6:37:00 PM
1,3-Dichlorobenzene	ND	28		µg/Kg-dry	1	5/11/02 6:37:00 PM
1,4-Dichlorobenzene	ND	28		µg/Kg-dry	1	5/11/02 6:37:00 PM
n-Butylbenzene	ND	28		µg/Kg-dry	1	5/11/02 6:37:00 PM
1,2-Dichlorobenzene	ND	28		µg/Kg-dry	1	5/11/02 6:37:00 PM
1,2-Dibromo-3-chloropropane	ND	140		µg/Kg-dry	1	5/11/02 6:37:00 PM
1,2,4-Trichlorobenzene	ND	28		µg/Kg-dry	1	5/11/02 6:37:00 PM
Hexachlorobutadiene	ND	54		µg/Kg-dry	1	5/11/02 6:37:00 PM
Naphthalene	ND	54		µg/Kg-dry	1	5/11/02 6:37:00 PM
1,2,3-Trichlorobenzene	ND	28		µg/Kg-dry	1	5/11/02 6:37:00 PM
Surr: Dibromofluoromethane	87.3	60-124		%REC	1	5/11/02 6:37:00 PM
Surr: 1,2-Dichloroethane-d4	95.7	55-128		%REC	1	5/11/02 6:37:00 PM
Surr: Toluene-d8	95.4	63-127		%REC	1	5/11/02 6:37:00 PM
Surr: 4-Bromofluorobenzene	85.2	58-125		%REC	1	5/11/02 6:37:00 PM

Qualifiers:

ND - Not Detected at the Reporting Limit
J - Analyte detected below quantitation limits
B - Analyte detected in the associated Method Blank
H - Method prescribed holding time exceeded
S - Spike Recovery outside accepted recovery limits
R - RPD outside accepted recovery limits
E - Value above quantitation range
- See Case Narrative
RL - Reporting Limit; defined as the lowest concentration the laboratory can accurately quantitate.

AMRO Environmental Laboratories Corp.

Date: *15-May-02*

CLIENT:	STV Incorporated	**Client Sample ID:**	TE-MW-2-25 (7-9')
Lab Order:	0205022		
Project:	07-10730 Audax Property- ESA	**Collection Date:**	5/1/02
Lab ID:	0205022-01A	**Matrix:**	SOIL

Analyses	Result	RL	Qual	Units	DF	Date Analyzed
SEMIVOLATILE ORGANICS		**SW8270C**				Analyst: **KD**
Phenol	ND	290		µg/Kg-dry	1	5/9/02 10:36:00 PM
Bis(2-chloroethyl)ether	ND	290		µg/Kg-dry	1	5/9/02 10:36:00 PM
2-Chlorophenol	ND	290		µg/Kg-dry	1	5/9/02 10:36:00 PM
1,3-Dichlorobenzene	ND	290		µg/Kg-dry	1	5/9/02 10:36:00 PM
1,4-Dichlorobenzene	ND	290		µg/Kg-dry	1	5/9/02 10:36:00 PM
Benzyl alcohol	ND	570		µg/Kg-dry	1	5/9/02 10:36:00 PM
2-Methylphenol	ND	290		µg/Kg-dry	1	5/9/02 10:36:00 PM
1,2-Dichlorobenzene	ND	290		µg/Kg-dry	1	5/9/02 10:36:00 PM
Bis(2-chloroisopropyl)ether	ND	290		µg/Kg-dry	1	5/9/02 10:36:00 PM
4-Methylphenol	ND	290		µg/Kg-dry	1	5/9/02 10:36:00 PM
N-Nitrosodi-n-propylamine	ND	290		µg/Kg-dry	1	5/9/02 10:36:00 PM
Hexachloroethane	ND	290		µg/Kg-dry	1	5/9/02 10:36:00 PM
Nitrobenzene	ND	290		µg/Kg-dry	1	5/9/02 10:36:00 PM
Isophorone	ND	290		µg/Kg-dry	1	5/9/02 10:36:00 PM
2,4-Dimethylphenol	ND	290		µg/Kg-dry	1	5/9/02 10:36:00 PM
Benzoic acid	ND	570		µg/Kg-dry	1	5/9/02 10:36:00 PM
2-Nitrophenol	ND	290		µg/Kg-dry	1	5/9/02 10:36:00 PM
Bis(2-chloroethoxy)methane	ND	290		µg/Kg-dry	1	5/9/02 10:36:00 PM
2,4-Dichlorophenol	ND	290		µg/Kg-dry	1	5/9/02 10:36:00 PM
1,2,4-Trichlorobenzene	ND	290		µg/Kg-dry	1	5/9/02 10:36:00 PM
Naphthalene	ND	290		µg/Kg-dry	1	5/9/02 10:36:00 PM
4-Chloroaniline	ND	290		µg/Kg-dry	1	5/9/02 10:36:00 PM
Hexachlorobutadiene	ND	290		µg/Kg-dry	1	5/9/02 10:36:00 PM
4-Chloro-3-methylphenol	ND	570		µg/Kg-dry	1	5/9/02 10:36:00 PM
2-Methylnaphthalene	ND	290		µg/Kg-dry	1	5/9/02 10:36:00 PM
Hexachlorocyclopentadiene	ND	290		µg/Kg-dry	1	5/9/02 10:36:00 PM
2,4,6-Trichlorophenol	ND	290		µg/Kg-dry	1	5/9/02 10:36:00 PM
2,4,5-Trichlorophenol	ND	290		µg/Kg-dry	1	5/9/02 10:36:00 PM
2-Chloronaphthalene	ND	290		µg/Kg-dry	1	5/9/02 10:36:00 PM
2-Nitroaniline	ND	570		µg/Kg-dry	1	5/9/02 10:36:00 PM
Dimethyl phthalate	ND	290		µg/Kg-dry	1	5/9/02 10:36:00 PM
2,6-Dinitrotoluene	ND	290		µg/Kg-dry	1	5/9/02 10:36:00 PM
Acenaphthylene	ND	290		µg/Kg-dry	1	5/9/02 10:36:00 PM
3-Nitroaniline	ND	570		µg/Kg-dry	1	5/9/02 10:36:00 PM
4-Nitrophenol	ND	570		µg/Kg-dry	1	5/9/02 10:36:00 PM
2,4-Dinitrophenol	ND	570		µg/Kg-dry	1	5/9/02 10:36:00 PM
Acenaphthene	ND	290		µg/Kg-dry	1	5/9/02 10:36:00 PM
2,4-Dinitrotoluene	ND	290		µg/Kg-dry	1	5/9/02 10:36:00 PM

Qualifiers:

ND - Not Detected at the Reporting Limit
J - Analyte detected below quantitation limits
B - Analyte detected in the associated Method Blank
H - Method prescribed holding time exceeded
S - Spike Recovery outside accepted recovery limits
R - RPD outside accepted recovery limits
E - Value above quantitation range
- See Case Narrative
RL - Reporting Limit; defined as the lowest concentration the laboratory can accurately quantitate.

AMRO Environmental Laboratories Corp.

Date: *15-May-02*

CLIENT:	STV Incorporated	**Client Sample ID:**	TE-MW-2-25 (7-9')
Lab Order:	0205022		
Project:	07-10730 Audax Property- ESA	**Collection Date:**	5/1/02
Lab ID:	0205022-01A	**Matrix:**	SOIL

Analyses	Result	RL	Qual	Units	DF	Date Analyzed
Dibenzofuran	ND	290		µg/Kg-dry	1	5/9/02 10:36:00 PM
Diethyl phthalate	ND	290		µg/Kg-dry	1	5/9/02 10:36:00 PM
4-Chlorophenyl phenyl ether	ND	290		µg/Kg-dry	1	5/9/02 10:36:00 PM
Fluorene	ND	290		µg/Kg-dry	1	5/9/02 10:36:00 PM
4-Nitroaniline	ND	570		µg/Kg-dry	1	5/9/02 10:36:00 PM
4,6-Dinitro-2-methylphenol	ND	570		µg/Kg-dry	1	5/9/02 10:36:00 PM
N-Nitrosodiphenylamine	ND	290		µg/Kg-dry	1	5/9/02 10:36:00 PM
1,2-Diphenylhydrazine (as Azobenzene)	ND	290		µg/Kg-dry	1	5/9/02 10:36:00 PM
4-Bromophenyl phenyl ether	ND	290		µg/Kg-dry	1	5/9/02 10:36:00 PM
Hexachlorobenzene	ND	290		µg/Kg-dry	1	5/9/02 10:36:00 PM
Pentachlorophenol	ND	570		µg/Kg-dry	1	5/9/02 10:36:00 PM
Phenanthrene	ND	290		µg/Kg-dry	1	5/9/02 10:36:00 PM
Anthracene	ND	290		µg/Kg-dry	1	5/9/02 10:36:00 PM
Carbazole	ND	290		µg/Kg-dry	1	5/9/02 10:36:00 PM
Di-n-butyl phthalate	ND	290		µg/Kg-dry	1	5/9/02 10:36:00 PM
Fluoranthene	ND	290		µg/Kg-dry	1	5/9/02 10:36:00 PM
Pyrene	ND	290		µg/Kg-dry	1	5/9/02 10:36:00 PM
Butyl benzyl phthalate	ND	290		µg/Kg-dry	1	5/9/02 10:36:00 PM
Bis(2-ethylhexyl)phthalate	390	290		µg/Kg-dry	1	5/9/02 10:36:00 PM
3,3'-Dichlorobenzidine	ND	290		µg/Kg-dry	1	5/9/02 10:36:00 PM
Benz(a)anthracene	ND	290		µg/Kg-dry	1	5/9/02 10:36:00 PM
Chrysene	ND	290		µg/Kg-dry	1	5/9/02 10:36:00 PM
Di-n-octyl phthalate	ND	290		µg/Kg-dry	1	5/9/02 10:36:00 PM
Benzo(b)fluoranthene	ND	290		µg/Kg-dry	1	5/9/02 10:36:00 PM
Benzo(k)fluoranthene	ND	290		µg/Kg-dry	1	5/9/02 10:36:00 PM
Benzo(a)pyrene	ND	290		µg/Kg-dry	1	5/9/02 10:36:00 PM
Dibenz(a,h)anthracene	ND	290		µg/Kg-dry	1	5/9/02 10:36:00 PM
Indeno(1,2,3-cd)pyrene	ND	290		µg/Kg-dry	1	5/9/02 10:36:00 PM
Benzo(g,h,i)perylene	ND	290		µg/Kg-dry	1	5/9/02 10:36:00 PM
Surr: 2-Fluorophenol	75.4	28-93		%REC	1	5/9/02 10:36:00 PM
Surr: Phenol-d5	77.1	31-97		%REC	1	5/9/02 10:36:00 PM
Surr: Nitrobenzene-d5	77.8	32-95		%REC	1	5/9/02 10:36:00 PM
Surr: 2-Fluorobiphenyl	77.9	38-98		%REC	1	5/9/02 10:36:00 PM
Surr: 2,4,6-Tribromophenol	83.9	34-114		%REC	1	5/9/02 10:36:00 PM
Surr: 4-Terphenyl-d14	90.3	41-108		%REC	1	5/9/02 10:36:00 PM

Qualifiers:

ND - Not Detected at the Reporting Limit
J - Analyte detected below quantitation limits
B - Analyte detected in the associated Method Blank
H - Method prescribed holding time exceeded
S - Spike Recovery outside accepted recovery limits
R - RPD outside accepted recovery limits
E - Value above quantitation range
- See Case Narrative
RL - Reporting Limit; defined as the lowest concentration the laboratory can accurately quantitate.

AMRO Environmental Laboratories Corp.

15-May-02

Lab Order: 0205022
Client: STV Incorporated
Project: 07-10730 Audax Property- ESA

DATES REPORT

Sample ID	Client Sample ID	Collection Date	Matrix	Test Name	TCLP Date	Prep Date	Analysis Date	Batch I
0205022-01A	TE-MW-2-25 (7-9')	5/1/02	Soil	Percent Moisture			5/7/02	R13583
				SEMIVOLATILE ORGANICS, Soil/Solids		5/7/02	5/9/02	6854
0205022-02A	TE-MW-2-25 (9')			Percent Moisture			5/10/02	R13675
				VOLATILES by GC/MS, Bulk Soil		5/1/02	5/11/02	R13650

AMRO Environmental
Laboratories Corporation

SAMPLE RECEIPT CHECKLIST

111 Herrick Stree
Merrimack, NH 0305

Project Name: ESA
Ship via: (circle one) Fed Ex., UPS, AMRO Courier,
Hand Del., Other Courier, Other:

AMRO ID: 0205022.
Date Rec.: 05-02-02.
Date Due: 05-14-02

Items to be Checked Upon Receipt	Yes	No	NA	Comments
1. Army Samples received in individual plastic bags?			✓	
2. Custody Seals present?		✓		
3. Custody Seals Intact?			✓	
4. Air Bill included in folder if received?	✓			
5. Is COC included with samples?	✓			
6. Is COC signed and dated by client?	✓			
7. Laboratory receipt temperature. TEMP = 3°				
Samples rec. with ice ✓ ice packs___ neither___				
8. Were samples received the same day they were sampled?		✓		
Is client temperature 4°C ± 2°C?	✓			
If no obtain authorization from the client for the analyses.				
Client authorization from: Date: Obtained by:				
9. Is the COC filled out correctly and completely?	✓			
10. Does the info on the COC match the samples?	✓			
11. Were samples rec. within holding time?	✓			
12. Were all samples properly labeled?	✓			
13. Were all samples properly preserved?			✓	
14. Were proper sample containers used?	✓			
15. Were all samples received intact? (none broken or leaking)	✓			
16. Were VOA vials rec. with no air bubbles?			✓	
17. Were the sample volumes sufficient for requested analysis?	✓			
18. Were all samples received?	✓			
19. VPH and VOA Soils only:	✓			
Sampling Method VPH (circle one): M=Methanol, E=EnCore (air-tight container)				
Sampling Method VOA (circle one): M=Methanol, SB=Sodium Bisulfate, E=EnCore, B=Bulk				
If M or SB:				
Does preservative cover the soil?				
If NO then client must be faxed.				
Does preservation level come close to the fill line on the vial?				
If NO then client must be faxed.				
Were vials provided by AMRO?				
If NO then weights MUST be obtained from client				
Was dry weight aliquot provided?				
If NO then fax client and inform the VOA lab ASAP.				
20. Subcontracted Samples:			✓	
What samples sent:				
Where sent:				
Date:				
Analysis:				
TAT:				
21. Information entered into:				
Internal Tracking Log?	✓			
Dry Weight Log?	✓			
Client Log?			✓	
Composite Log?			✓	
Filtration Log?			✓	

Received By: MG Date: 05-02-02 Logged in By: GG Date: 05-06-02
Labeled By: GG Date: 05-06-02 Checked By: MG Date: 5-7-02

NA= Not Applicable

AMRO Environmental Laboratories Corporation
111 Herrick Street
Merrimack, NH 03054

CHAIN-OF-CUSTODY RECORD

41828

Fax: (603) 429-849(

Project No.: 07-10730
Project Name: Audax Property
Project Manager:
Samplers (Signature): [signature]
AMRO Project No.: 02050 2
Project State:

Sample ID	Date/Time Sampled	Matrix (A= Air, S= Soil, GW= Ground W., WW= Waste W., DW= Drinking W., O= Oil, Other= Specify)	Total # of Cont. & Size	Comp	Grab	TCL SVOCs	TCL VOCs	Remarks
TE-MW-2-25	5/1/02 12:30	(7-9') S	1x4oz	X		X		
TE-MW-2-25	5/1/02 12:30	(9') S	1x2oz		X		X	

Preservative: Cl-HCl, MeOH, N-HN03, S-H2SO4, Na-NaOH, O- Other
Container Type: P- Plastic, G-Glass, V-Vial, T- Teflon, O-Other

Send Results To: Jeff Kuhler Simon
225 Park Avenue South
New York, NY 10003

FAX No.: (212) 777-8492

Seal Intact? Yes No N/A

P.O. No:

Results Needed By:

GW-1*___ GW-2___ GW-3___

MCP Level Needed:

*= May require additional cost

Relinquished By	Date/ Time	Received By
[signature]	5/1/02 13:40	[signature] 9:00 5-2-02

PRIORITY TURNAROUND TIME AUTHORIZATION

Before submitting samples for expedited TAT, you must have reques d in advance and received a coded **AUTHORIZATION NUMBER.**

Samples arriving after 12:00 noon will be tracked and billed as rec ed on the following day.

AUTHORIZATION No.___ BY:___

Please print clearly, legibly and completely. Samples can not be logged in and the turnaround time clock will not start until any ambiguities are resolved.

NOTES: Preservatives, Special reporting limits, Known Contamination, etc;

AMRO policy requires notification in writing to the laboratory in cases where the samples were collected from highly contaminated sites.

White: Lab Copy Yellow: Accompanies Report Pink: Client Copy SHEET OF

STATE OF NEW YORK
DEPARTMENT OF HEALTH

Wadsworth Center The Governor Nelson A. Rockefeller Empire State Plaza P.O. Box 509 Albany, New York 12201-0509

Antonia C. Novello, M.D., M.P.H., Dr. P.H.
Commissioner

Dennis P. Whalen
Executive Deputy Commissioner

February 28, 2002

Dear Laboratory Director:

Please note that although your ELAP Certificate of Approval expires on 12:01 AM April 1, 2002, it is still valid until June 15, 2002, as per ELAP Certification Manual, No. 140, Page 13 of 42, dated 12/6/95, Part 55-2.4e NYCRR. "...during any extension or grace period permitted by this Subpart, a laboratory approval shall remain in force beyond the expiration date of the certificate of approval, unless such approval is specifically terminated or suspended in writing."

Further verification of your laboratory's approved ELAP status is available by calling the Program Office at (518) 485-5570.

Sincerely,

Linda L. Madlin

Linda L. Madlin
Administrative Assistant
Environmental Laboratory
Approval Program

LLM:mes

011

NEW YORK STATE DEPARTMENT OF HEALTH
WADSWORTH CENTER

Expires 12:01 AM April 01, 2002
Issued September 17, 2001
Revised January 14, 2002

CERTIFICATE OF APPROVAL FOR LABORATORY SERVICE

Issued in accordance with and pursuant to section 502 Public Health Law of New York State

MS. NANCY STEWART
AMRO ENVIRONMENTAL LAB CORP
111 HERRICK STREET
MERRIMACK NH 03054 USA

NY Lab Id No: 11278
EPA Lab Code: NH00012

is hereby APPROVED as an Environmental Laboratory in conformance with the National Environmental Laboratory Accreditation Conference Standards for the category ENVIRONMENTAL ANALYSES SOLID AND HAZARDOUS WASTE
All approved analytes are listed below:

Acrolein and Acrylonitrile

Acrolein	SW-846 8260B
Acrylonitrile	SW-846 8260B

Characteristic Testing

Ignitability	SW846 1010
Reactivity	SW846 Ch7, Sec. 7.3
TCLP	FED REG 1311

Chlorinated Hydrocarbon Pesticides

4,4 -DDE	SW-846 8081A
4,4 -DDT	SW-846 8081A
4,4-DDD	SW-846 8081A
Aldrin	SW-846 8081A
alpha-BHC	SW-846 8081A
beta-BHC	SW-846 8081A
Chlordane Total	SW-846 8081A
delta-BHC	SW-846 8081A
Dieldrin	SW-846 8081A
Endosulfan I	SW-846 8081A
Endosulfan II	SW-846 8081A
Endosulfan sulfate	SW-846 8081A
Endrin	SW-846 8081A
Endrin aldehyde	SW-846 8081A
Heptachlor	SW-846 8081A
Heptachlor epoxide	SW-846 8081A

Chlorinated Hydrocarbon Pesticides

Lindane	SW-846 8081A
Methoxychlor	SW-846 8081A

Chlorinated Hydrocarbons

1,2,4-Trichlorobenzene	SW-846 8270C
2-Chloronaphthalene	SW-846 8270C
Hexachlorobenzene	SW-846 8270C
Hexachlorobutadiene	SW-846 8270C
Hexachlorocyclopentadiene	SW-846 8270C
Hexachloroethane	SW-846 8270C

Haloethers

Bis (2-chloroisopropyl) ether	SW-846 8270C
Bis(2-chloroethoxy)methane	SW-846 8270C

Metals I

Barium, Total	SW-846 6010B
Cadmium, Total	SW-846 6010B
Chromium, Total	SW-846 6010B
Lead, Total	SW-846 6010B
Nickel, Total	SW-846 6010B
Silver, Total	SW-846 6010B

Metals II

Antimony, Total	SW-846 6010B
Arsenic, Total	SW-846 6010B

012

Serial No.: 14514

Property of the New York State Department of Health. Valid only at the address shown. Must be conspicuously posted. Valid certificates have a raised seal and may be verified by calling (518)485-5570.

DOH-3317 (3/97)

NEW YORK STATE DEPARTMENT OF HEALTH
WADSWORTH CENTER

Expires 12:01 AM April 01, 2002
Issued September 17, 2001
Revised January 14, 2002

CERTIFICATE OF APPROVAL FOR LABORATORY SERVICE

Issued in accordance with and pursuant to section 502 Public Health Law of New York State

MS. NANCY STEWART
AMRO ENVIRONMENTAL LAB CORP
111 HERRICK STREET
MERRIMACK NH 03054 USA

NY Lab Id No: 11278
EPA Lab Code: NH00012

is hereby APPROVED as an Environmental Laboratory in conformance with the National Environmental Laboratory Accreditation Conference Standards for the category ENVIRONMENTAL ANALYSES SOLID AND HAZARDOUS WASTE All approved analytes are listed below:

Metals II

Selenium, Total	SW-846 6010B

Miscellaneous

Hydrogen Ion (pH)	SW-846 9040B
	SW-846 9045C
Lead in Paint	SM18 3120B

Nitroaromatics and Isophorone

2,4-Dinitrotoluene	SW-846 8270C
2,6-Dinitrotoluene	SW-846 8270C
Isophorone	CLP 95-2
	SW-846 8270C
Nitrobenzene	SW-846 8270C

Phthalate Esters

Benzyl butyl phthalate	SW-846 8270C
Bis(2-ethylhexyl) phthalate	SW-846 8270C
Diethyl phthalate	SW-846 8270C
Dimethyl phthalate	SW-846 8270C
Di-n-butyl phthalate	SW-846 8270C
Di-n-octyl phthalate	SW-846 8270C

Polychlorinated Biphenyls

PCB-1016	SW-846 8082
PCB-1221	SW-846 8082
PCB-1232	SW-846 8082

Polychlorinated Biphenyls

PCB-1242	SW-846 8082
PCB-1248	SW-846 8082
PCB-1254	SW-846 8082
PCB-1260	SW-846 8082

Polynuclear Aromatic Hydrocarbons

Acenaphthene	SW-846 8270C
Acenaphthylene	SW-846 8270C
Benzo(a)anthracene	SW-846 8270C
Benzo(a)pyrene	SW-846 8270C
Benzo(b)fluoranthene	SW-846 8270C
Benzo(ghi)perylene	SW-846 8270C
Chrysene	SW-846 8270C
Dibenzo(a,h)anthracene	SW-846 8270C
Fluoranthene	SW-846 8270C
Fluorene	SW-846 8270C
Indeno(1,2,3-cd)pyrene	SW-846 8270C
Naphthalene	SW-846 8270C
Phenanthrene	SW-846 8270C
Pyrene	SW-846 8270C

Priority Pollutant Phenols

2,4,6-Trichlorophenol	SW-846 8270C
2,4-Dichlorophenol	SW-846 8270C
2,4-Dimethylphenol	SW-846 8270C

013

Serial No.: 14514

Property of the New York State Department of Health. Valid only at the address shown. Must be conspicuously posted. Valid certificates have a raised seal and may be verified by calling (518)485-5570.

DOH-3317 (3/97)

NEW YORK STATE DEPARTMENT OF HEALTH
WADSWORTH CENTER

Expires 12:01 AM April 01, 2002
Issued September 17, 2001
Revised January 14, 2002

CERTIFICATE OF APPROVAL FOR LABORATORY SERVICE

Issued in accordance with and pursuant to section 502 Public Health Law of New York State

MS. NANCY STEWART
AMRO ENVIRONMENTAL LAB CORP
111 HERRICK STREET
MERRIMACK NH 03054 USA

NY Lab Id No: 11278
EPA Lab Code: NH00012

is hereby APPROVED as an Environmental Laboratory in conformance with the National Environmental Laboratory Accreditation Conference Standards for the category ENVIRONMENTAL ANALYSES SOLID AND HAZARDOUS WASTE All approved analytes are listed below:

Priority Pollutant Phenols

2,4-Dinitrophenol	SW-846 8270C
2-Chlorophenol	SW-846 8270C
2-Methyl-4,6-dinitrophenol	SW-846 8270C
2-Nitrophenol	SW-846 8270C
4-Chloro-3-methylphenol	SW-846 8270C
4-Nitrophenol	SW-846 8270C
Pentachlorophenol	SW-846 8270C
Phenol	SW-846 8270C

Purgeable Aromatics

1,2-Dichlorobenzene	SW-846 8260B
1,3-Dichlorobenzene	SW-846 8260B
1,4-Dichlorobenzene	SW-846 8260B
Benzene	SW-846 8260B
Chlorobenzene	SW-846 8260B
Ethyl benzene	SW-846 8260B
Toluene	SW-846 8260B
Total Xylenes	SW-846 8260B

Purgeable Halocarbons

1,1,1-Trichloroethane	SW-846 8260B
1,1,2,2-Tetrachloroethane	SW-846 8260B
1,1,2-Trichloroethane	SW-846 8260B
1,1-Dichloroethane	SW-846 8260B
1,1-Dichloroethene	SW-846 8260B

Purgeable Halocarbons

1,2-Dichloroethane	SW-846 8260B
1,2-Dichloropropane	SW-846 8260B
2-Chloroethylvinyl ether	SW-846 8260B
Bromodichloromethane	SW-846 8260B
Bromoform	SW-846 8260B
Bromomethane	SW-846 8260B
Carbon tetrachloride	SW-846 8260B
Chloroethane	SW-846 8260B
Chloroform	SW-846 8260B
Chloromethane	SW-846 8260B
Dibromochloromethane	SW-846 8260B
Dichlorodifluoromethane	SW-846 8260B
Methylene chloride	SW-846 8260B
Tetrachloroethene	SW-846 8260B
Trichloroethene	SW-846 8260B
Trichlorofluoromethane	SW-846 8260B
Vinyl chloride	SW-846 8260B

Serial No.: 14514

Property of the New York State Department of Health. Valid only at the address shown. Must be conspicuously posted. Valid certificates have a raised seal and may be verified by calling (518)485-5570.

DOH-3317 (3/97)

AMRO Environmental Laboratories Corporation

111 Herrick Street, Merrimack, NH 03054
TEL: (603) 424-2022 · FAX: (603) 429-8496

May 15, 2002

Jeff Butler
STV Incorporated
469 7th Avenue
14th Floor
New York, NY 10018
TEL: (212) 904-1702
FAX: (212) 777-8492

RE: 07-10730 Yard A- Audax Property- ESA Workorder No.: 0205004

Dear Jeff Butler:
AMRO Environmental Laboratories Corp. received 2 samples on 5/1/02 for the analyses presented in the following report.

AMRO operates a Quality Assurance Program which meets or exceeds National Environmental Laboratory Accreditation Conference (NELAC), state, and EPA requirements. A copy of the appropriate state and/or NELAC Certificate is attached.

The enclosed Sample Receipt Checklist details the condition of your sample(s) upon receipt. Please be advised that any unused sample volume and sample extracts will be stored for a period of 60 days from sample receipt date (90 days for samples from New York). After this time, AMRO will properly dispose of the remaining sample(s). If you require further analysis, or need the samples held for a longer period, please contact us immediately.

This report consists of a total of 14 pages. This letter is an integral part of your data report. All results in this project relate only to the sample(s) as received by the laboratory and documented in the Chain-of-Custody. This report shall not be reproduced except in full, without the written approval of the laboratory. If you have any questions regarding this project in the future, please refer to the Workorder Number above.

Sincerely,

Nancy Stewart
Vice President/LabDirector

AMRO Environmental Laboratories Corp.

Date: *15-May-02*

CLIENT: STV Incorporated
Project: 07-10730 Yard A- Audax Property- ESA
Lab Order: 0205004
Date Received: 5/1/02

Work Order Sample Summary

Lab Sample ID	Client Sample ID	Collection Date
0205004-01A	TE-MW-2-25 (28-30')	4/30/02
0205004-02A	TE-MW-2-25 (30')	4/30/02

AMRO Environmental Laboratories Corp.

Date: *15-May-02*

CLIENT: STV Incorporated
Project: 07-10730 Yard A- Audax Property- ESA
Lab Order: 0205004

Lab ID: 0205004-01 **Collection Date:** 4/30/02
Client Sample ID: TE-MW-2-25 (28-30') **Matrix:** SOIL

Analyses	Result	Limit	Qual	Units	DF	Date Analyzed
PERCENT MOISTURE		D2216				Analyst: LB
Percent Moisture	15.8	0		wt%	1	5/7/02

Lab ID: 0205004-02 **Collection Date:** 4/30/02
Client Sample ID: TE-MW-2-25 (30') **Matrix:** SOIL

Analyses	Result	Limit	Qual	Units	DF	Date Analyzed
PERCENT MOISTURE		D2216				Analyst: JTS
Percent Moisture	15.1	0		wt%	1	5/10/02

Qualifiers:

ND - Not Detected at the Reporting Limit
J - Analyte detected below quantitation limits
B - Analyte detected in the associated Method Blank
* - Value exceeds Maximum Contaminant Level
S - Spike Recovery outside accepted recovery limits
R - RPD outside accepted recovery limits
E - Value above quantitation range

AMRO Environmental Laboratories Corp.

Date: *15-May-02*

CLIENT: STV Incorporated
Client Sample ID: TE-MW-2-25 (30')
Lab Order: 0205004
Project: 07-10730 Yard A- Audax Property- ESA
Collection Date: 4/30/02
Lab ID: 0205004-02A
Matrix: SOIL

Analyses	Result	RL	Qual	Units	DF	Date Analyzed
VOLATILES BY GC/MS		**SW8260B**				Analyst: SK
Dichlorodifluoromethane	ND	59		µg/Kg-dry	1	5/11/02 6:02:00 PM
Chloromethane	ND	59		µg/Kg-dry	1	5/11/02 6:02:00 PM
Vinyl chloride	ND	29		µg/Kg-dry	1	5/11/02 6:02:00 PM
Chloroethane	ND	59		µg/Kg-dry	1	5/11/02 6:02:00 PM
Bromomethane	ND	59		µg/Kg-dry	1	5/11/02 6:02:00 PM
Trichlorofluoromethane	ND	59		µg/Kg-dry	1	5/11/02 6:02:00 PM
Acetone	ND	290		µg/Kg-dry	1	5/11/02 6:02:00 PM
1,1-Dichloroethene	ND	29		µg/Kg-dry	1	5/11/02 6:02:00 PM
Carbon disulfide	ND	59		µg/Kg-dry	1	5/11/02 6:02:00 PM
Methylene chloride	ND	59		µg/Kg-dry	1	5/11/02 6:02:00 PM
Methyl tert-butyl ether	ND	29		µg/Kg-dry	1	5/11/02 6:02:00 PM
trans-1,2-Dichloroethene	ND	29		µg/Kg-dry	1	5/11/02 6:02:00 PM
1,1-Dichloroethane	ND	29		µg/Kg-dry	1	5/11/02 6:02:00 PM
2-Butanone	ND	290		µg/Kg-dry	1	5/11/02 6:02:00 PM
2,2-Dichloropropane	ND	29		µg/Kg-dry	1	5/11/02 6:02:00 PM
cis-1,2-Dichloroethene	ND	29		µg/Kg-dry	1	5/11/02 6:02:00 PM
Chloroform	ND	29		µg/Kg-dry	1	5/11/02 6:02:00 PM
Bromochloromethane	ND	29		µg/Kg-dry	1	5/11/02 6:02:00 PM
1,1,1-Trichloroethane	ND	29		µg/Kg-dry	1	5/11/02 6:02:00 PM
1,1-Dichloropropene	ND	29		µg/Kg-dry	1	5/11/02 6:02:00 PM
Carbon tetrachloride	ND	29		µg/Kg-dry	1	5/11/02 6:02:00 PM
1,2-Dichloroethane	ND	29		µg/Kg-dry	1	5/11/02 6:02:00 PM
Benzene	ND	29		µg/Kg-dry	1	5/11/02 6:02:00 PM
Trichloroethene	ND	29		µg/Kg-dry	1	5/11/02 6:02:00 PM
1,2-Dichloropropane	ND	29		µg/Kg-dry	1	5/11/02 6:02:00 PM
Bromodichloromethane	ND	29		µg/Kg-dry	1	5/11/02 6:02:00 PM
Dibromomethane	ND	29		µg/Kg-dry	1	5/11/02 6:02:00 PM
4-Methyl-2-pentanone	ND	290		µg/Kg-dry	1	5/11/02 6:02:00 PM
cis-1,3-Dichloropropene	ND	29		µg/Kg-dry	1	5/11/02 6:02:00 PM
Toluene	ND	29		µg/Kg-dry	1	5/11/02 6:02:00 PM
trans-1,3-Dichloropropene	ND	29		µg/Kg-dry	1	5/11/02 6:02:00 PM
1,1,2-Trichloroethane	ND	29		µg/Kg-dry	1	5/11/02 6:02:00 PM
1,2-Dibromoethane	ND	29		µg/Kg-dry	1	5/11/02 6:02:00 PM
2-Hexanone	ND	290		µg/Kg-dry	1	5/11/02 6:02:00 PM
1,3-Dichloropropane	ND	29		µg/Kg-dry	1	5/11/02 6:02:00 PM
Tetrachloroethene	ND	29		µg/Kg-dry	1	5/11/02 6:02:00 PM
Dibromochloromethane	ND	29		µg/Kg-dry	1	5/11/02 6:02:00 PM
Chlorobenzene	ND	29		µg/Kg-dry	1	5/11/02 6:02:00 PM

Qualifiers:

ND - Not Detected at the Reporting Limit
J - Analyte detected below quantitation limits
B - Analyte detected in the associated Method Blank
H - Method prescribed holding time exceeded
S - Spike Recovery outside accepted recovery limits
R - RPD outside accepted recovery limits
E - Value above quantitation range
- See Case Narrative
RL - Reporting Limit; defined as the lowest concentration the laboratory can accurately quantitate.

AMRO Environmental Laboratories Corp.

Date: *15-May-02*

CLIENT:	STV Incorporated	**Client Sample ID:**	TE-MW-2-25 (30')
Lab Order:	0205004		
Project:	07-10730 Yard A- Audax Property- ESA	**Collection Date:**	4/30/02
Lab ID:	0205004-02A	**Matrix:**	SOIL

Analyses	Result	RL	Qual	Units	DF	Date Analyzed
1,1,1,2-Tetrachloroethane	ND	29		µg/Kg-dry	1	5/11/02 6:02:00 PM
Ethylbenzene	ND	29		µg/Kg-dry	1	5/11/02 6:02:00 PM
m,p-Xylene	ND	29		µg/Kg-dry	1	5/11/02 6:02:00 PM
o-Xylene	ND	29		µg/Kg-dry	1	5/11/02 6:02:00 PM
Styrene	ND	29		µg/Kg-dry	1	5/11/02 6:02:00 PM
Bromoform	ND	59		µg/Kg-dry	1	5/11/02 6:02:00 PM
Isopropylbenzene	ND	29		µg/Kg-dry	1	5/11/02 6:02:00 PM
1,1,2,2-Tetrachloroethane	ND	29		µg/Kg-dry	1	5/11/02 6:02:00 PM
1,2,3-Trichloropropane	ND	29		µg/Kg-dry	1	5/11/02 6:02:00 PM
Bromobenzene	ND	29		µg/Kg-dry	1	5/11/02 6:02:00 PM
n-Propylbenzene	ND	29		µg/Kg-dry	1	5/11/02 6:02:00 PM
2-Chlorotoluene	ND	29		µg/Kg-dry	1	5/11/02 6:02:00 PM
4-Chlorotoluene	ND	29		µg/Kg-dry	1	5/11/02 6:02:00 PM
1,3,5-Trimethylbenzene	ND	29		µg/Kg-dry	1	5/11/02 6:02:00 PM
tert-Butylbenzene	ND	29		µg/Kg-dry	1	5/11/02 6:02:00 PM
1,2,4-Trimethylbenzene	ND	29		µg/Kg-dry	1	5/11/02 6:02:00 PM
sec-Butylbenzene	ND	29		µg/Kg-dry	1	5/11/02 6:02:00 PM
4-Isopropyltoluene	ND	29		µg/Kg-dry	1	5/11/02 6:02:00 PM
1,3-Dichlorobenzene	ND	29		µg/Kg-dry	1	5/11/02 6:02:00 PM
1,4-Dichlorobenzene	ND	29		µg/Kg-dry	1	5/11/02 6:02:00 PM
n-Butylbenzene	ND	29		µg/Kg-dry	1	5/11/02 6:02:00 PM
1,2-Dichlorobenzene	ND	29		µg/Kg-dry	1	5/11/02 6:02:00 PM
1,2-Dibromo-3-chloropropane	ND	150		µg/Kg-dry	1	5/11/02 6:02:00 PM
1,2,4-Trichlorobenzene	ND	29		µg/Kg-dry	1	5/11/02 6:02:00 PM
Hexachlorobutadiene	ND	59		µg/Kg-dry	1	5/11/02 6:02:00 PM
Naphthalene	ND	59		µg/Kg-dry	1	5/11/02 6:02:00 PM
1,2,3-Trichlorobenzene	ND	29		µg/Kg-dry	1	5/11/02 6:02:00 PM
Surr: Dibromofluoromethane	84.5	60-124		%REC	1	5/11/02 6:02:00 PM
Surr: 1,2-Dichloroethane-d4	93.6	55-128		%REC	1	5/11/02 6:02:00 PM
Surr: Toluene-d8	93.8	63-127		%REC	1	5/11/02 6:02:00 PM
Surr: 4-Bromofluorobenzene	86.0	58-125		%REC	1	5/11/02 6:02:00 PM

Qualifiers:

ND - Not Detected at the Reporting Limit

J - Analyte detected below quantitation limits

B - Analyte detected in the associated Method Blank

H - Method prescribed holding time exceeded

S - Spike Recovery outside accepted recovery limits

R - RPD outside accepted recovery limits

E - Value above quantitation range

- See Case Narrative

RL - Reporting Limit; defined as the lowest concentration the laboratory can accurately quantitate.

AMRO Environmental Laboratories Corp.

Date: *15-May-02*

CLIENT:	STV Incorporated	**Client Sample ID:**	TE-MW-2-25 (28-30')
Lab Order:	0205004		
Project:	07-10730 Yard A- Audax Property- ESA	**Collection Date:**	4/30/02
Lab ID:	0205004-01A	**Matrix:**	SOIL

Analyses	Result	RL	Qual	Units	DF	Date Analyzed
SEMIVOLATILE ORGANICS		**SW8270C**				Analyst: **KD**
Phenol	ND	290		µg/Kg-dry	1	5/9/02 5:54:00 PM
Bis(2-chloroethyl)ether	ND	290		µg/Kg-dry	1	5/9/02 5:54:00 PM
2-Chlorophenol	ND	290		µg/Kg-dry	1	5/9/02 5:54:00 PM
1,3-Dichlorobenzene	ND	290		µg/Kg-dry	1	5/9/02 5:54:00 PM
1,4-Dichlorobenzene	ND	290		µg/Kg-dry	1	5/9/02 5:54:00 PM
Benzyl alcohol	ND	580		µg/Kg-dry	1	5/9/02 5:54:00 PM
2-Methylphenol	ND	290		µg/Kg-dry	1	5/9/02 5:54:00 PM
1,2-Dichlorobenzene	ND	290		µg/Kg-dry	1	5/9/02 5:54:00 PM
Bis(2-chloroisopropyl)ether	ND	290		µg/Kg-dry	1	5/9/02 5:54:00 PM
4-Methylphenol	ND	290		µg/Kg-dry	1	5/9/02 5:54:00 PM
N-Nitrosodi-n-propylamine	ND	290		µg/Kg-dry	1	5/9/02 5:54:00 PM
Hexachloroethane	ND	290		µg/Kg-dry	1	5/9/02 5:54:00 PM
Nitrobenzene	ND	290		µg/Kg-dry	1	5/9/02 5:54:00 PM
Isophorone	ND	290		µg/Kg-dry	1	5/9/02 5:54:00 PM
2,4-Dimethylphenol	ND	290		µg/Kg-dry	1	5/9/02 5:54:00 PM
Benzoic acid	ND	580		µg/Kg-dry	1	5/9/02 5:54:00 PM
2-Nitrophenol	ND	290		µg/Kg-dry	1	5/9/02 5:54:00 PM
Bis(2-chloroethoxy)methane	ND	290		µg/Kg-dry	1	5/9/02 5:54:00 PM
2,4-Dichlorophenol	ND	290		µg/Kg-dry	1	5/9/02 5:54:00 PM
1,2,4-Trichlorobenzene	ND	290		µg/Kg-dry	1	5/9/02 5:54:00 PM
Naphthalene	ND	290		µg/Kg-dry	1	5/9/02 5:54:00 PM
4-Chloroaniline	ND	290		µg/Kg-dry	1	5/9/02 5:54:00 PM
Hexachlorobutadiene	ND	290		µg/Kg-dry	1	5/9/02 5:54:00 PM
4-Chloro-3-methylphenol	ND	580		µg/Kg-dry	1	5/9/02 5:54:00 PM
2-Methylnaphthalene	ND	290		µg/Kg-dry	1	5/9/02 5:54:00 PM
Hexachlorocyclopentadiene	ND	290		µg/Kg-dry	1	5/9/02 5:54:00 PM
2,4,6-Trichlorophenol	ND	290		µg/Kg-dry	1	5/9/02 5:54:00 PM
2,4,5-Trichlorophenol	ND	290		µg/Kg-dry	1	5/9/02 5:54:00 PM
2-Chloronaphthalene	ND	290		µg/Kg-dry	1	5/9/02 5:54:00 PM
2-Nitroaniline	ND	580		µg/Kg-dry	1	5/9/02 5:54:00 PM
Dimethyl phthalate	ND	290		µg/Kg-dry	1	5/9/02 5:54:00 PM
2,6-Dinitrotoluene	ND	290		µg/Kg-dry	1	5/9/02 5:54:00 PM
Acenaphthylene	ND	290		µg/Kg-dry	1	5/9/02 5:54:00 PM
3-Nitroaniline	ND	580		µg/Kg-dry	1	5/9/02 5:54:00 PM
4-Nitrophenol	ND	580		µg/Kg-dry	1	5/9/02 5:54:00 PM
2,4-Dinitrophenol	ND	580		µg/Kg-dry	1	5/9/02 5:54:00 PM
Acenaphthene	ND	290		µg/Kg-dry	1	5/9/02 5:54:00 PM
2,4-Dinitrotoluene	ND	290		µg/Kg-dry	1	5/9/02 5:54:00 PM

Qualifiers:

ND - Not Detected at the Reporting Limit
J - Analyte detected below quantitation limits
B - Analyte detected in the associated Method Blank
H - Method prescribed holding time exceeded
S - Spike Recovery outside accepted recovery limits
R - RPD outside accepted recovery limits
E - Value above quantitation range
- See Case Narrative
RL - Reporting Limit; defined as the lowest concentration the laboratory can accurately quantitate.

AMRO Environmental Laboratories Corp.

Date: *15-May-02*

CLIENT:	STV Incorporated	**Client Sample ID:**	TE-MW-2-25 (28-30')
Lab Order:	0205004		
Project:	07-10730 Yard A- Audax Property- ESA	**Collection Date:**	4/30/02
Lab ID:	0205004-01A	**Matrix:**	SOIL

Analyses	Result	RL	Qual	Units	DF	Date Analyzed
Dibenzofuran	ND	290		µg/Kg-dry	1	5/9/02 5:54:00 PM
Diethyl phthalate	ND	290		µg/Kg-dry	1	5/9/02 5:54:00 PM
4-Chlorophenyl phenyl ether	ND	290		µg/Kg-dry	1	5/9/02 5:54:00 PM
Fluorene	ND	290		µg/Kg-dry	1	5/9/02 5:54:00 PM
4-Nitroaniline	ND	580		µg/Kg-dry	1	5/9/02 5:54:00 PM
4,6-Dinitro-2-methylphenol	ND	580		µg/Kg-dry	1	5/9/02 5:54:00 PM
N-Nitrosodiphenylamine	ND	290		µg/Kg-dry	1	5/9/02 5:54:00 PM
1,2-Diphenylhydrazine (as Azobenzene)	ND	290		µg/Kg-dry	1	5/9/02 5:54:00 PM
4-Bromophenyl phenyl ether	ND	290		µg/Kg-dry	1	5/9/02 5:54:00 PM
Hexachlorobenzene	ND	290		µg/Kg-dry	1	5/9/02 5:54:00 PM
Pentachlorophenol	ND	580		µg/Kg-dry	1	5/9/02 5:54:00 PM
Phenanthrene	ND	290		µg/Kg-dry	1	5/9/02 5:54:00 PM
Anthracene	ND	290		µg/Kg-dry	1	5/9/02 5:54:00 PM
Carbazole	ND	290		µg/Kg-dry	1	5/9/02 5:54:00 PM
Di-n-butyl phthalate	ND	290		µg/Kg-dry	1	5/9/02 5:54:00 PM
Fluoranthene	ND	290		µg/Kg-dry	1	5/9/02 5:54:00 PM
Pyrene	ND	290		µg/Kg-dry	1	5/9/02 5:54:00 PM
Butyl benzyl phthalate	ND	290		µg/Kg-dry	1	5/9/02 5:54:00 PM
Bis(2-ethylhexyl)phthalate	ND	290		µg/Kg-dry	1	5/9/02 5:54:00 PM
3,3'-Dichlorobenzidine	ND	290		µg/Kg-dry	1	5/9/02 5:54:00 PM
Benz(a)anthracene	ND	290		µg/Kg-dry	1	5/9/02 5:54:00 PM
Chrysene	ND	290		µg/Kg-dry	1	5/9/02 5:54:00 PM
Di-n-octyl phthalate	ND	290		µg/Kg-dry	1	5/9/02 5:54:00 PM
Benzo(b)fluoranthene	ND	290		µg/Kg-dry	1	5/9/02 5:54:00 PM
Benzo(k)fluoranthene	ND	290		µg/Kg-dry	1	5/9/02 5:54:00 PM
Benzo(a)pyrene	ND	290		µg/Kg-dry	1	5/9/02 5:54:00 PM
Dibenz(a,h)anthracene	ND	290		µg/Kg-dry	1	5/9/02 5:54:00 PM
Indeno(1,2,3-cd)pyrene	ND	290		µg/Kg-dry	1	5/9/02 5:54:00 PM
Benzo(g,h,i)perylene	ND	290		µg/Kg-dry	1	5/9/02 5:54:00 PM
Surr: 2-Fluorophenol	66.8	28-93		%REC	1	5/9/02 5:54:00 PM
Surr: Phenol-d5	65.6	31-97		%REC	1	5/9/02 5:54:00 PM
Surr: Nitrobenzene-d5	69.0	32-95		%REC	1	5/9/02 5:54:00 PM
Surr: 2-Fluorobiphenyl	68.8	38-98		%REC	1	5/9/02 5:54:00 PM
Surr: 2,4,6-Tribromophenol	79.7	34-114		%REC	1	5/9/02 5:54:00 PM
Surr: 4-Terphenyl-d14	78.1	41-108		%REC	1	5/9/02 5:54:00 PM

Qualifiers:

ND - Not Detected at the Reporting Limit
J - Analyte detected below quantitation limits
B - Analyte detected in the associated Method Blank
H - Method prescribed holding time exceeded
S - Spike Recovery outside accepted recovery limits
R - RPD outside accepted recovery limits
E - Value above quantitation range
- See Case Narrative
RL - Reporting Limit; defined as the lowest concentration the laboratory can accurately quantitate.

AMRO Environmental Laboratories Corp.

15-May-02

Lab Order: 0205004
Client: STV Incorporated
Project: 07-10730 Yard A- Audax Property

DATES REPORT

Sample ID	Client Sample ID	Collection Date	Matrix	Test Name	TCLP Date	Prep Date	Analysis Date	Batch ID
0205004-01A	TE-MW-2-25 (28-30')	4/30/02	Soil	Percent Moisture			5/7/02	R13583
				SEMIVOLATILE ORGANICS, Soil/Solids		5/7/02	5/9/02	6854
0205004-02A	TE-MW-2-25 (30')			Percent Moisture			5/10/02	R13675
				VOLATILES by GC/MS, Bulk Soil		4/30/02	5/11/02	R13650

AMRO Environmental Laboratories Corporation

SAMPLE RECEIPT CHECKLIST

111 Herrick Street
Merrimack, NH 03054
(603) 424-2022

Client: STV
Project Name: ESA
Ship via: (circle one) Fed Ex, UPS, AMRO Courier, Hand Del., Other Courier, Other:

AMRO ID: 0205004
Date Rec.: 05-01-02
Date Due: 05-13-02

Items to be Checked Upon Receipt	Yes	No	NA	Comments
1. Army Samples received in individual plastic bags?		✓	✓	
2. Custody Seals present?		✓		
3. Custody Seals Intact?			✓	
4. Air Bill included in folder if received?	✓			
5. Is COC included with samples?	✓			
6. Is COC signed and dated by client?	✓			
7. Laboratory receipt temperature. TEMP = 3°				
Samples rec. with ice ✓ ice packs___ neither___				
8. Were samples received the same day they were sampled?		✓		
Is client temperature 4°C ± 2°C?	✓			
If no obtain authorization from the client for the analyses.				
Client authorization from: Date: Obtained by:				
9. Is the COC filled out correctly and completely?	✓			
10. Does the info on the COC match the samples?	✓			
11. Were samples rec. within holding time?	✓			
12. Were all samples properly labeled?	✓			
13. Were all samples properly preserved?			✓	
14. Were proper sample containers used?	✓			
15. Were all samples received intact? (none broken or leaking)	✓			
16. Were VOA vials rec. with no air bubbles?			✓	
17. Were the sample volumes sufficient for requested analysis?	✓			
18. Were all samples received?	✓			
19. VPH and VOA Soils only:	✓			
Sampling Method VPH (circle one): M=Methanol, E=EnCore (air-tight container)				
Sampling Method VOA (circle one): M=Methanol, SB=Sodium Bisulfate, E=EnCore, B=Bulk				
If M or SB:				
Does preservative cover the soil?				
If NO then client must be faxed.				
Does preservation level come close to the fill line on the vial?				
If NO then client must be faxed.				
Were vials provided by AMRO?				
If NO then weights MUST be obtained from client				
Was dry weight aliquot provided?				
If NO then fax client and inform the VOA lab ASAP.				
20. Subcontracted Samples:			✓	
What samples sent:				
Where sent:				
Date:				
Analysis:				
TAT:				
21. Information entered into:				
Internal Tracking Log?	✓			
Dry Weight Log?	✓			
Client Log?			✓	
Composite Log?			✓	
Filtration Log?			✓	

Received By: JK Date: 5-1-02 Logged in By: GG Date: 5-06-02
Labeled By: 5-06-02 Date: GG Checked By: MG Date: 5-7-02

NA= Not Applicable

AMRO Environmental Laboratories Corporation
111 Herrick Street
Merrimack, N.H. 03054
Office: 603-424-2022 Fax: 603-429-8496

36403

CHAIN OF CUSTODY RECORD

PAGE 1 OF 1

Proj. No. 07-10730
Project Name: Yard A - Avalax Property
Project State:
Samplers (Signature): Laino Kubisto
Type Size, & No. of Containers
MATRIX: Water - A, Soil/Solid-S, Waste-W, Other-O, Explain

Sta. No.	Date	Time	Comp	Grab	Station Location	Type Size, & No. of Containers	MATRIX	TCL SVOCS	TCL VOCS					Remarks
	4/30/02	9:00	X		TE-MW-2-2S (28-30')	1 x 4 OZ	S	X						
	4/30/02	9:00		X	TE-MW-2-2S (30')	1 x 2 OZ	S		X					

Please print clearly, legibly and completely. Samples cannot be logged in and the turnaround time clock will not start until any ambiguities are resolved.

PRIORITY TURNAROUND TIME AUTHORIZATION

Before submitting samples for expedited T.A.T., you must have requested in advance and received a coded **T.A.T. AUTHORIZATION NUMBER.**

AUTHORIZATION NO._____ **T.A.T. authorized by:**_____

Relinquished by (Signature)	Date Time	Received by (Signature)	
Laino Kubisto	4/30/02	[signature] 5/1/02 8:50	☑ Fax to (phone) (212) 777-8492
Relinquished by (Signature)	Date Time	Received by (Signature)	Results needed
			PO#
Relinquished by (Signature)	Date Time	Received by (Signature)	AMRO Project No. 0205004
Relinquished by (Signature)	Date Time	Received for Laboratory by: (Signature)	Seal Intact? Yes No N/A

Send Results to: Jeff Butler 5th Floor
225 Park Ave South
New York, NY 10003

Remarks

STATE OF NEW YORK
DEPARTMENT OF HEALTH

Wadsworth Center The Governor Nelson A. Rockefeller Empire State Plaza P.O. Box 509 Albany, New York 12201-0509

Antonia C. Novello, M.D., M.P.H., Dr. P.H.
Commissioner

Dennis P. Whalen
Executive Deputy Commissioner

February 28, 2002

Dear Laboratory Director:

Please note that although your ELAP Certificate of Approval expires on 12:01 AM April 1, 2002, it is still valid until June 15, 2002, as per ELAP Certification Manual, No. 140, Page 13 of 42, dated 12/6/95, Part 55-2.4e NYCRR. "...during any extension or grace period permitted by this Subpart, a laboratory approval shall remain in force beyond the expiration date of the certificate of approval, unless such approval is specifically terminated or suspended in writing."

Further verification of your laboratory's approved ELAP status is available by calling the Program Office at (518) 485-5570.

Sincerely,

Linda L. Madlin

Linda L. Madlin
Administrative Assistant
Environmental Laboratory
Approval Program

LLM:mes

011

NEW YORK STATE DEPARTMENT OF HEALTH
WADSWORTH CENTER
Antonia C. Novello, M.D., M.P.H., Dr.P.H. Commissioner

Expires 12:01 AM April 01, 200
Issued September 17, 2001
Revised January 14, 2002

CERTIFICATE OF APPROVAL FOR LABORATORY SERVICE

Issued in accordance with and pursuant to section 502 Public Health Law of New York State

MS. NANCY STEWART
AMRO ENVIRONMENTAL LAB CORP
111 HERRICK STREET
MERRIMACK NH 03054 USA

NY Lab Id No: 11278
EPA Lab Code: NH00012

is hereby APPROVED as an Environmental Laboratory in conformance with the National Environmental Laboratory Accreditation Conference Standards for the category ENVIRONMENTAL ANALYSES SOLID AND HAZARDOUS WASTE All approved analytes are listed below:

Acrolein and Acrylonitrile	
Acrolein	SW-846 8260B
Acrylonitrile	SW-846 8260B
Characteristic Testing	
Ignitability	SW846 1010
Reactivity	SW846 Ch7, Sec. 7.3
TCLP	FED REG 1311
Chlorinated Hydrocarbon Pesticides	
4,4 -DDE	SW-846 8081A
4,4 -DDT	SW-846 8081A
4,4-DDD	SW-846 8081A
Aldrin	SW-846 8081A
alpha-BHC	SW-846 8081A
beta-BHC	SW-846 8081A
Chlordane Total	SW-846 8081A
delta-BHC	SW-846 8081A
Dieldrin	SW-846 8081A
Endosulfan I	SW-846 8081A
Endosulfan II	SW-846 8081A
Endosulfan sulfate	SW-846 8081A
Endrin	SW-846 8081A
Endrin aldehyde	SW-846 8081A
Heptachlor	SW-846 8081A
Heptachlor epoxide	SW-846 8081A

Chlorinated Hydrocarbon Pesticides	
Lindane	SW-846 8081A
Methoxychlor	SW-846 8081A
Chlorinated Hydrocarbons	
1,2,4-Trichlorobenzene	SW-846 8270C
2-Chloronaphthalene	SW-846 8270C
Hexachlorobenzene	SW-846 8270C
Hexachlorobutadiene	SW-846 8270C
Hexachlorocyclopentadiene	SW-846 8270C
Hexachloroethane	SW-846 8270C
Haloethers	
Bis (2-chloroisopropyl) ether	SW-846 8270C
Bis(2-chloroethoxy)methane	SW-846 8270C
Metals I	
Barium, Total	SW-846 6010B
Cadmium, Total	SW-846 6010B
Chromium, Total	SW-846 6010B
Lead, Total	SW-846 6010B
Nickel, Total	SW-846 6010B
Silver, Total	SW-846 6010B
Metals II	
Antimony, Total	SW-846 6010B
Arsenic, Total	SW-846 6010B

Serial No.: 14514

Property of the New York State Department of Health. Valid only at the address shown. Must be conspicuously posted. Valid certificates have a raised seal and may be verified by calling (518)485-5570.

DOH-3317 (3/97)

NEW YORK STATE DEPARTMENT OF HEALTH
WADSWORTH CENTER
Antonia C. Novello, M.D., M.P.H., Dr.P.H. Commissioner

Expires 12:01 AM April 01, 2002
Issued September 17, 2001
Revised January 14, 2002

CERTIFICATE OF APPROVAL FOR LABORATORY SERVICE

Issued in accordance with and pursuant to section 502 Public Health Law of New York State

MS. NANCY STEWART
AMRO ENVIRONMENTAL LAB CORP
111 HERRICK STREET
MERRIMACK NH 03054 USA

NY Lab Id No: 11278
EPA Lab Code: NH00012

is hereby APPROVED as an Environmental Laboratory in conformance with the National Environmental Laboratory Accreditation Conference Standards for the category ENVIRONMENTAL ANALYSES SOLID AND HAZARDOUS WASTE All approved analytes are listed below:

Metals II	
Selenium, Total	SW-846 6010B
Miscellaneous	
Hydrogen Ion (pH)	SW-846 9040B
	SW-846 9045C
Lead in Paint	SM18 3120B
Nitroaromatics and Isophorone	
2,4-Dinitrotoluene	SW-846 8270C
2,6-Dinitrotoluene	SW-846 8270C
Isophorone	CLP 95-2
	SW-846 8270C
Nitrobenzene	SW-846 8270C
Phthalate Esters	
Benzyl butyl phthalate	SW-846 8270C
Bis(2-ethylhexyl) phthalate	SW-846 8270C
Diethyl phthalate	SW-846 8270C
Dimethyl phthalate	SW-846 8270C
Di-n-butyl phthalate	SW-846 8270C
Di-n-octyl phthalate	SW-846 8270C
Polychlorinated Biphenyls	
PCB-1016	SW-846 8082
PCB-1221	SW-846 8082
PCB-1232	SW-846 8082
Polychlorinated Biphenyls	
PCB-1242	SW-846 8082
PCB-1248	SW-846 8082
PCB-1254	SW-846 8082
PCB-1260	SW-846 8082
Polynuclear Aromatic Hydrocarbons	
Acenaphthene	SW-846 8270C
Acenaphthylene	SW-846 8270C
Benzo(a)anthracene	SW-846 8270C
Benzo(a)pyrene	SW-846 8270C
Benzo(b)fluoranthene	SW-846 8270C
Benzo(ghi)perylene	SW-846 8270C
Chrysene	SW-846 8270C
Dibenzo(a,h)anthracene	SW-846 8270C
Fluoranthene	SW-846 8270C
Fluorene	SW-846 8270C
Indeno(1,2,3-cd)pyrene	SW-846 8270C
Naphthalene	SW-846 8270C
Phenanthrene	SW-846 8270C
Pyrene	SW-846 8270C
Priority Pollutant Phenols	
2,4,6-Trichlorophenol	SW-846 8270C
2,4-Dichlorophenol	SW-846 8270C
2,4-Dimethylphenol	SW-846 8270C

Serial No.: 14514

Property of the New York State Department of Health. Valid only at the address shown. Must be conspicuously posted. Valid certificates have a raised seal and may be verified by calling (518)485-5570.

DOH-3317 (3/97)

NEW YORK STATE DEPARTMENT OF HEALTH
WADSWORTH CENTER
Antonia C. Novello, M.D., M.P.H., Dr.P.H. Commissioner

Expires 12:01 AM April 01, 2002
Issued September 17, 2001
Revised January 14, 2002

CERTIFICATE OF APPROVAL FOR LABORATORY SERVICE

Issued in accordance with and pursuant to section 502 Public Health Law of New York State

MS. NANCY STEWART
AMRO ENVIRONMENTAL LAB CORP
111 HERRICK STREET
MERRIMACK NH 03054 USA

NY Lab Id No: 11278
EPA Lab Code: NH00012

is hereby APPROVED as an Environmental Laboratory in conformance with the National Environmental Laboratory Accreditation Conference Standards for the category ENVIRONMENTAL ANALYSES SOLID AND HAZARDOUS WASTE
All approved analytes are listed below:

Priority Pollutant Phenols

2,4-Dinitrophenol	SW-846 8270C
2-Chlorophenol	SW-846 8270C
2-Methyl-4,6-dinitrophenol	SW-846 8270C
2-Nitrophenol	SW-846 8270C
4-Chloro-3-methylphenol	SW-846 8270C
4-Nitrophenol	SW-846 8270C
Pentachlorophenol	SW-846 8270C
Phenol	SW-846 8270C

Purgeable Aromatics

1,2-Dichlorobenzene	SW-846 8260B
1,3-Dichlorobenzene	SW-846 8260B
1,4-Dichlorobenzene	SW-846 8260B
Benzene	SW-846 8260B
Chlorobenzene	SW-846 8260B
Ethyl benzene	SW-846 8260B
Toluene	SW-846 8260B
Total Xylenes	SW-846 8260B

Purgeable Halocarbons

1,1,1-Trichloroethane	SW-846 8260B
1,1,2,2-Tetrachloroethane	SW-846 8260B
1,1,2-Trichloroethane	SW-846 8260B
1,1-Dichloroethane	SW-846 8260B
1,1-Dichloroethene	SW-846 8260B

Purgeable Halocarbons

1,2-Dichloroethane	SW-846 8260B
1,2-Dichloropropane	SW-846 8260B
2-Chloroethylvinyl ether	SW-846 8260B
Bromodichloromethane	SW-846 8260B
Bromoform	SW-846 8260B
Bromomethane	SW-846 8260B
Carbon tetrachloride	SW-846 8260B
Chloroethane	SW-846 8260B
Chloroform	SW-846 8260B
Chloromethane	SW-846 8260B
Dibromochloromethane	SW-846 8260B
Dichlorodifluoromethane	SW-846 8260B
Methylene chloride	SW-846 8260B
Tetrachloroethene	SW-846 8260B
Trichloroethene	SW-846 8260B
Trichlorofluoromethane	SW-846 8260B
Vinyl chloride	SW-846 8260B

Serial No.: 14514

Property of the New York State Department of Health. Valid only at the address shown. Must be conspicuously posted. Valid certificates have a raised seal and may be verified by calling (518)485-5570.

DOH-3317 (3/97)

AMRO Environmental
Laboratories Corporation

111 Herrick Street, Merrimack, NH 03054
TEL: (603) 424-2022 · FAX: (603) 429-8496

May 17, 2002

Jeff Butler
STV Incorporated
469 7th Avenue
14th Floor
New York, NY 10018
TEL: (212) 904-1702
FAX: (212) 777-8492

RE: 10730 ESA

Workorder No.: 0205049

Dear Jeff Butler:
AMRO Environmental Laboratories Corp. received 2 samples on 5/4/02 for the analyses presented in the following report.

AMRO operates a Quality Assurance Program which meets or exceeds National Environmental Laboratory Accreditation Conference (NELAC), state, and EPA requirements. A copy of the appropriate state and/or NELAC Certificate is attached.

The enclosed Sample Receipt Checklist details the condition of your sample(s) upon receipt. Please be advised that any unused sample volume and sample extracts will be stored for a period of 60 days from sample receipt date (90 days for samples from New York). After this time, AMRO will properly dispose of the remaining sample(s). If you require further analysis, or need the samples held for a longer period, please contact us immediately.

This report consists of a total of 14 pages. This letter is an integral part of your data report. All results in this project relate only to the sample(s) as received by the laboratory and documented in the Chain-of-Custody. This report shall not be reproduced except in full, without the written approval of the laboratory. If you have any questions regarding this project in the future, please refer to the Workorder Number above.

Sincerely,

Nancy Stewart
Vice President/LabDirector

AMRO Environmental Laboratories Corp.

Date: *17-May-02*

CLIENT: STV Incorporated
Project: 10730 ESA
Lab Order: 0205049
Date Received: 5/4/02

Work Order Sample Summary

Lab Sample ID	Client Sample ID	Collection Date
0205049-01A	TE-MW-2-30S (7-9')	5/3/02
0205049-02A	TE-MW-2-30S (9')	5/3/02

AMRO Environmental Laboratories Corp.

Date: *17-May-02*

CLIENT: STV Incorporated
Project: 10730 ESA
Lab Order: 0205049

Lab ID: 0205049-01 **Collection Date:** 5/3/02
Client Sample ID: TE-MW-2-30S (7-9') **Matrix:** SOIL

Analyses	Result	Limit	Qual	Units	DF	Date Analyzed
PERCENT MOISTURE		D2216				Analyst: JTS
Percent Moisture	17.8	0		wt%	1	5/10/02

Lab ID: 0205049-02 **Collection Date:** 5/3/02
Client Sample ID: TE-MW-2-30S (9') **Matrix:** SOIL

Analyses	Result	Limit	Qual	Units	DF	Date Analyzed
PERCENT MOISTURE		D2216				Analyst: LB
Percent Moisture	15.4	0		wt%	1	5/7/02

Qualifiers:

ND - Not Detected at the Reporting Limit
J - Analyte detected below quantitation limits
B - Analyte detected in the associated Method Blank
* - Value exceeds Maximum Contaminant Level
S - Spike Recovery outside accepted recovery limits
R - RPD outside accepted recovery limits
E - Value above quantitation range

AMRO Environmental Laboratories Corp.

Date: *17-May-02*

CLIENT:	STV Incorporated	**Client Sample ID:**	TE-MW-2-30S (7-9')
Lab Order:	0205049		
Project:	10730 ESA	**Collection Date:**	5/3/02
Lab ID:	0205049-01A	**Matrix:**	SOIL

Analyses	Result	RL	Qual	Units	DF	Date Analyzed
VOLATILES BY GC/MS		**SW8260B**				Analyst: SK
Dichlorodifluoromethane	ND	62		µg/Kg-dry	1	5/15/02 4:31:00 AM
Chloromethane	ND	62		µg/Kg-dry	1	5/15/02 4:31:00 AM
Vinyl chloride	ND	31		µg/Kg-dry	1	5/15/02 4:31:00 AM
Chloroethane	ND	62		µg/Kg-dry	1	5/15/02 4:31:00 AM
Bromomethane	ND	62		µg/Kg-dry	1	5/15/02 4:31:00 AM
Trichlorofluoromethane	ND	62		µg/Kg-dry	1	5/15/02 4:31:00 AM
Acetone	ND	310		µg/Kg-dry	1	5/15/02 4:31:00 AM
1,1-Dichloroethene	ND	31		µg/Kg-dry	1	5/15/02 4:31:00 AM
Carbon disulfide	ND	62		µg/Kg-dry	1	5/15/02 4:31:00 AM
Methylene chloride	ND	62		µg/Kg-dry	1	5/15/02 4:31:00 AM
Methyl tert-butyl ether	ND	31		µg/Kg-dry	1	5/15/02 4:31:00 AM
trans-1,2-Dichloroethene	ND	31		µg/Kg-dry	1	5/15/02 4:31:00 AM
1,1-Dichloroethane	ND	31		µg/Kg-dry	1	5/15/02 4:31:00 AM
2-Butanone	ND	310		µg/Kg-dry	1	5/15/02 4:31:00 AM
2,2-Dichloropropane	ND	31		µg/Kg-dry	1	5/15/02 4:31:00 AM
cis-1,2-Dichloroethene	ND	31		µg/Kg-dry	1	5/15/02 4:31:00 AM
Chloroform	ND	31		µg/Kg-dry	1	5/15/02 4:31:00 AM
Bromochloromethane	ND	31		µg/Kg-dry	1	5/15/02 4:31:00 AM
1,1,1-Trichloroethane	ND	31		µg/Kg-dry	1	5/15/02 4:31:00 AM
1,1-Dichloropropene	ND	31		µg/Kg-dry	1	5/15/02 4:31:00 AM
Carbon tetrachloride	ND	31		µg/Kg-dry	1	5/15/02 4:31:00 AM
1,2-Dichloroethane	ND	31		µg/Kg-dry	1	5/15/02 4:31:00 AM
Benzene	ND	31		µg/Kg-dry	1	5/15/02 4:31:00 AM
Trichloroethene	37	31		µg/Kg-dry	1	5/15/02 4:31:00 AM
1,2-Dichloropropane	ND	31		µg/Kg-dry	1	5/15/02 4:31:00 AM
Bromodichloromethane	ND	31		µg/Kg-dry	1	5/15/02 4:31:00 AM
Dibromomethane	ND	31		µg/Kg-dry	1	5/15/02 4:31:00 AM
4-Methyl-2-pentanone	ND	310		µg/Kg-dry	1	5/15/02 4:31:00 AM
cis-1,3-Dichloropropene	ND	31		µg/Kg-dry	1	5/15/02 4:31:00 AM
Toluene	ND	31		µg/Kg-dry	1	5/15/02 4:31:00 AM
trans-1,3-Dichloropropene	ND	31		µg/Kg-dry	1	5/15/02 4:31:00 AM
1,1,2-Trichloroethane	ND	31		µg/Kg-dry	1	5/15/02 4:31:00 AM
1,2-Dibromoethane	ND	31		µg/Kg-dry	1	5/15/02 4:31:00 AM
2-Hexanone	ND	310		µg/Kg-dry	1	5/15/02 4:31:00 AM
1,3-Dichloropropane	ND	31		µg/Kg-dry	1	5/15/02 4:31:00 AM
Tetrachloroethene	ND	31		µg/Kg-dry	1	5/15/02 4:31:00 AM
Dibromochloromethane	ND	31		µg/Kg-dry	1	5/15/02 4:31:00 AM
Chlorobenzene	ND	31		µg/Kg-dry	1	5/15/02 4:31:00 AM

Qualifiers:

ND - Not Detected at the Reporting Limit

J - Analyte detected below quantitation limits

B - Analyte detected in the associated Method Blank

H - Method prescribed holding time exceeded

S - Spike Recovery outside accepted recovery limits

R - RPD outside accepted recovery limits

E - Value above quantitation range

- See Case Narrative

RL - Reporting Limit; defined as the lowest concentration the laboratory can accurately quantitate.

AMRO Environmental Laboratories Corp.

Date: *17-May-02*

CLIENT:	STV Incorporated	**Client Sample ID:**	TE-MW-2-30S (7-9')
Lab Order:	0205049		
Project:	10730 ESA	**Collection Date:**	5/3/02
Lab ID:	0205049-01A	**Matrix:**	SOIL

Analyses	Result	RL	Qual	Units	DF	Date Analyzed
1,1,1,2-Tetrachloroethane	ND	31		µg/Kg-dry	1	5/15/02 4:31:00 AM
Ethylbenzene	ND	31		µg/Kg-dry	1	5/15/02 4:31:00 AM
m,p-Xylene	ND	31		µg/Kg-dry	1	5/15/02 4:31:00 AM
o-Xylene	ND	31		µg/Kg-dry	1	5/15/02 4:31:00 AM
Styrene	ND	31		µg/Kg-dry	1	5/15/02 4:31:00 AM
Bromoform	ND	62		µg/Kg-dry	1	5/15/02 4:31:00 AM
Isopropylbenzene	ND	31		µg/Kg-dry	1	5/15/02 4:31:00 AM
1,1,2,2-Tetrachloroethane	ND	31		µg/Kg-dry	1	5/15/02 4:31:00 AM
1,2,3-Trichloropropane	ND	31		µg/Kg-dry	1	5/15/02 4:31:00 AM
Bromobenzene	ND	31		µg/Kg-dry	1	5/15/02 4:31:00 AM
n-Propylbenzene	ND	31		µg/Kg-dry	1	5/15/02 4:31:00 AM
2-Chlorotoluene	ND	31		µg/Kg-dry	1	5/15/02 4:31:00 AM
4-Chlorotoluene	ND	31		µg/Kg-dry	1	5/15/02 4:31:00 AM
1,3,5-Trimethylbenzene	ND	31		µg/Kg-dry	1	5/15/02 4:31:00 AM
tert-Butylbenzene	ND	31		µg/Kg-dry	1	5/15/02 4:31:00 AM
1,2,4-Trimethylbenzene	ND	31		µg/Kg-dry	1	5/15/02 4:31:00 AM
sec-Butylbenzene	ND	31		µg/Kg-dry	1	5/15/02 4:31:00 AM
4-Isopropyltoluene	ND	31		µg/Kg-dry	1	5/15/02 4:31:00 AM
1,3-Dichlorobenzene	ND	31		µg/Kg-dry	1	5/15/02 4:31:00 AM
1,4-Dichlorobenzene	ND	31		µg/Kg-dry	1	5/15/02 4:31:00 AM
n-Butylbenzene	ND	31		µg/Kg-dry	1	5/15/02 4:31:00 AM
1,2-Dichlorobenzene	ND	31		µg/Kg-dry	1	5/15/02 4:31:00 AM
1,2-Dibromo-3-chloropropane	ND	150		µg/Kg-dry	1	5/15/02 4:31:00 AM
1,2,4-Trichlorobenzene	ND	31		µg/Kg-dry	1	5/15/02 4:31:00 AM
Hexachlorobutadiene	ND	62		µg/Kg-dry	1	5/15/02 4:31:00 AM
Naphthalene	ND	62		µg/Kg-dry	1	5/15/02 4:31:00 AM
1,2,3-Trichlorobenzene	ND	31		µg/Kg-dry	1	5/15/02 4:31:00 AM
Surr: Dibromofluoromethane	78.5	60-124		%REC	1	5/15/02 4:31:00 AM
Surr: 1,2-Dichloroethane-d4	84.9	55-128		%REC	1	5/15/02 4:31:00 AM
Surr: Toluene-d8	93.1	63-127		%REC	1	5/15/02 4:31:00 AM
Surr: 4-Bromofluorobenzene	91.5	58-125		%REC	1	5/15/02 4:31:00 AM

Qualifiers:

ND - Not Detected at the Reporting Limit
J - Analyte detected below quantitation limits
B - Analyte detected in the associated Method Blank
H - Method prescribed holding time exceeded
S - Spike Recovery outside accepted recovery limits
R - RPD outside accepted recovery limits
E - Value above quantitation range
- See Case Narrative
RL - Reporting Limit; defined as the lowest concentration the laboratory can accurately quantitate.

AMRO Environmental Laboratories Corp.

Date: *17-May-02*

CLIENT:	STV Incorporated	**Client Sample ID:**	TE-MW-2-30S (9')
Lab Order:	0205049		
Project:	10730 ESA	**Collection Date:**	5/3/02
Lab ID:	0205049-02A	**Matrix:**	SOIL

Analyses	Result	RL	Qual	Units	DF	Date Analyzed
SEMIVOLATILE ORGANICS		**SW8270C**				Analyst: KD
Phenol	ND	290		µg/Kg-dry	1	5/14/02 8:25:00 PM
Bis(2-chloroethyl)ether	ND	290		µg/Kg-dry	1	5/14/02 8:25:00 PM
2-Chlorophenol	ND	290		µg/Kg-dry	1	5/14/02 8:25:00 PM
1,3-Dichlorobenzene	ND	290		µg/Kg-dry	1	5/14/02 8:25:00 PM
1,4-Dichlorobenzene	ND	290		µg/Kg-dry	1	5/14/02 8:25:00 PM
Benzyl alcohol	ND	570		µg/Kg-dry	1	5/14/02 8:25:00 PM
2-Methylphenol	ND	290		µg/Kg-dry	1	5/14/02 8:25:00 PM
1,2-Dichlorobenzene	ND	290		µg/Kg-dry	1	5/14/02 8:25:00 PM
Bis(2-chloroisopropyl)ether	ND	290		µg/Kg-dry	1	5/14/02 8:25:00 PM
4-Methylphenol	ND	290		µg/Kg-dry	1	5/14/02 8:25:00 PM
N-Nitrosodi-n-propylamine	ND	290		µg/Kg-dry	1	5/14/02 8:25:00 PM
Hexachloroethane	ND	290		µg/Kg-dry	1	5/14/02 8:25:00 PM
Nitrobenzene	ND	290		µg/Kg-dry	1	5/14/02 8:25:00 PM
Isophorone	ND	290		µg/Kg-dry	1	5/14/02 8:25:00 PM
2,4-Dimethylphenol	ND	290		µg/Kg-dry	1	5/14/02 8:25:00 PM
Benzoic acid	ND	570		µg/Kg-dry	1	5/14/02 8:25:00 PM
2-Nitrophenol	ND	290		µg/Kg-dry	1	5/14/02 8:25:00 PM
Bis(2-chloroethoxy)methane	ND	290		µg/Kg-dry	1	5/14/02 8:25:00 PM
2,4-Dichlorophenol	ND	290		µg/Kg-dry	1	5/14/02 8:25:00 PM
1,2,4-Trichlorobenzene	ND	290		µg/Kg-dry	1	5/14/02 8:25:00 PM
Naphthalene	ND	290		µg/Kg-dry	1	5/14/02 8:25:00 PM
4-Chloroaniline	ND	290		µg/Kg-dry	1	5/14/02 8:25:00 PM
Hexachlorobutadiene	ND	290		µg/Kg-dry	1	5/14/02 8:25:00 PM
4-Chloro-3-methylphenol	ND	570		µg/Kg-dry	1	5/14/02 8:25:00 PM
2-Methylnaphthalene	ND	290		µg/Kg-dry	1	5/14/02 8:25:00 PM
Hexachlorocyclopentadiene	ND	290		µg/Kg-dry	1	5/14/02 8:25:00 PM
2,4,6-Trichlorophenol	ND	290		µg/Kg-dry	1	5/14/02 8:25:00 PM
2,4,5-Trichlorophenol	ND	290		µg/Kg-dry	1	5/14/02 8:25:00 PM
2-Chloronaphthalene	ND	290		µg/Kg-dry	1	5/14/02 8:25:00 PM
2-Nitroaniline	ND	570		µg/Kg-dry	1	5/14/02 8:25:00 PM
Dimethyl phthalate	ND	290		µg/Kg-dry	1	5/14/02 8:25:00 PM
2,6-Dinitrotoluene	ND	290		µg/Kg-dry	1	5/14/02 8:25:00 PM
Acenaphthylene	ND	290		µg/Kg-dry	1	5/14/02 8:25:00 PM
3-Nitroaniline	ND	570		µg/Kg-dry	1	5/14/02 8:25:00 PM
4-Nitrophenol	ND	570		µg/Kg-dry	1	5/14/02 8:25:00 PM
2,4-Dinitrophenol	ND	570		µg/Kg-dry	1	5/14/02 8:25:00 PM
Acenaphthene	ND	290		µg/Kg-dry	1	5/14/02 8:25:00 PM
2,4-Dinitrotoluene	ND	290		µg/Kg-dry	1	5/14/02 8:25:00 PM

Qualifiers:

ND - Not Detected at the Reporting Limit
J - Analyte detected below quantitation limits
B - Analyte detected in the associated Method Blank
H - Method prescribed holding time exceeded
S - Spike Recovery outside accepted recovery limits
R - RPD outside accepted recovery limits
E - Value above quantitation range
- See Case Narrative
RL - Reporting Limit; defined as the lowest concentration the laboratory can accurately quantitate.

AMRO Environmental Laboratories Corp.

Date: *17-May-02*

CLIENT:	STV Incorporated	**Client Sample ID:**	TE-MW-2-30S (9')
Lab Order:	0205049		
Project:	10730 ESA	**Collection Date:**	5/3/02
Lab ID:	0205049-02A	**Matrix:**	SOIL

Analyses	Result	RL	Qual	Units	DF	Date Analyzed
Dibenzofuran	ND	290		µg/Kg-dry	1	5/14/02 8:25:00 PM
Diethyl phthalate	ND	290		µg/Kg-dry	1	5/14/02 8:25:00 PM
4-Chlorophenyl phenyl ether	ND	290		µg/Kg-dry	1	5/14/02 8:25:00 PM
Fluorene	ND	290		µg/Kg-dry	1	5/14/02 8:25:00 PM
4-Nitroaniline	ND	570		µg/Kg-dry	1	5/14/02 8:25:00 PM
4,6-Dinitro-2-methylphenol	ND	570		µg/Kg-dry	1	5/14/02 8:25:00 PM
N-Nitrosodiphenylamine	ND	290		µg/Kg-dry	1	5/14/02 8:25:00 PM
1,2-Diphenylhydrazine (as Azobenzene)	ND	290		µg/Kg-dry	1	5/14/02 8:25:00 PM
4-Bromophenyl phenyl ether	ND	290		µg/Kg-dry	1	5/14/02 8:25:00 PM
Hexachlorobenzene	ND	290		µg/Kg-dry	1	5/14/02 8:25:00 PM
Pentachlorophenol	ND	570		µg/Kg-dry	1	5/14/02 8:25:00 PM
Phenanthrene	ND	290		µg/Kg-dry	1	5/14/02 8:25:00 PM
Anthracene	ND	290		µg/Kg-dry	1	5/14/02 8:25:00 PM
Carbazole	ND	290		µg/Kg-dry	1	5/14/02 8:25:00 PM
Di-n-butyl phthalate	ND	290		µg/Kg-dry	1	5/14/02 8:25:00 PM
Fluoranthene	ND	290		µg/Kg-dry	1	5/14/02 8:25:00 PM
Pyrene	ND	290		µg/Kg-dry	1	5/14/02 8:25:00 PM
Butyl benzyl phthalate	ND	290		µg/Kg-dry	1	5/14/02 8:25:00 PM
Bis(2-ethylhexyl)phthalate	ND	290		µg/Kg-dry	1	5/14/02 8:25:00 PM
3,3'-Dichlorobenzidine	ND	290		µg/Kg-dry	1	5/14/02 8:25:00 PM
Benz(a)anthracene	ND	290		µg/Kg-dry	1	5/14/02 8:25:00 PM
Chrysene	ND	290		µg/Kg-dry	1	5/14/02 8:25:00 PM
Di-n-octyl phthalate	ND	290		µg/Kg-dry	1	5/14/02 8:25:00 PM
Benzo(b)fluoranthene	ND	290		µg/Kg-dry	1	5/14/02 8:25:00 PM
Benzo(k)fluoranthene	ND	290		µg/Kg-dry	1	5/14/02 8:25:00 PM
Benzo(a)pyrene	ND	290		µg/Kg-dry	1	5/14/02 8:25:00 PM
Dibenz(a,h)anthracene	ND	290		µg/Kg-dry	1	5/14/02 8:25:00 PM
Indeno(1,2,3-cd)pyrene	ND	290		µg/Kg-dry	1	5/14/02 8:25:00 PM
Benzo(g,h,i)perylene	ND	290		µg/Kg-dry	1	5/14/02 8:25:00 PM
Surr: 2-Fluorophenol	74.0	24-96		%REC	1	5/14/02 8:25:00 PM
Surr: Phenol-d5	75.1	26-100		%REC	1	5/14/02 8:25:00 PM
Surr: Nitrobenzene-d5	69.6	23-101		%REC	1	5/14/02 8:25:00 PM
Surr: 2-Fluorobiphenyl	73.2	26-105		%REC	1	5/14/02 8:25:00 PM
Surr: 2,4,6-Tribromophenol	82.8	26-115		%REC	1	5/14/02 8:25:00 PM
Surr: 4-Terphenyl-d14	80.3	31-113		%REC	1	5/14/02 8:25:00 PM

Qualifiers:

ND - Not Detected at the Reporting Limit
J - Analyte detected below quantitation limits
B - Analyte detected in the associated Method Blank
H - Method prescribed holding time exceeded
S - Spike Recovery outside accepted recovery limits
R - RPD outside accepted recovery limits
E - Value above quantitation range
- See Case Narrative
RL - Reporting Limit; defined as the lowest concentration the laboratory can accurately quantitate.

AMRO Environmental Laboratories Corp.

17-May-02

Lab Order: 0205049
Client: STV Incorporated
Project: 10730 ESA

DATES REPORT

Sample ID	Client Sample ID	Collection Date	Matrix	Test Name	TCLP Date	Prep Date	Analysis Date	Batch ID
0205049-01A	TE-MW-2-30S (7-9')	5/3/02	Soil	Percent Moisture			5/10/02	R13675
				VOLATILES by GC/MS, Bulk Soil		5/3/02	5/15/02	R13691
0205049-02A	TE-MW-2-30S (9')			Percent Moisture			5/7/02	R13583
				SEMIVOLATILE ORGANICS, Soil/Solids		5/13/02	5/14/02	6900

AMRO Environmental Laboratories Corporation

SAMPLE RECEIPT CHECKLIST

111 Herrick Stre
Merrimack, NH 0305
(603) 424-202

Client: STV
Project Name: ESA
Ship via: (circle one) Fed Ex., UPS, AMRO Courier, Hand Del., Other Courier, Other:

AMRO ID: 0205049
Date Rec.: 05-04-02
Date Due: 05-15-02

Items to be Checked Upon Receipt	Yes	No	NA	Comments
1. Army Samples received in individual plastic bags?			✓	wrapped in
2. Custody Seals present?		✓		bubble
3. Custody Seals Intact?			✓	
4. Air Bill included in folder if received?	✓			
5. Is COC included with samples?	✓			
6. Is COC signed and dated by client?	✓			
7. Laboratory receipt temperature. TEMP = 4°0				
Samples rec. with ice ✓ ice packs___ neither___				
8. Were samples received the same day they were sampled?		✓		
Is client temperature 4°C ± 2°C?	✓			
If no obtain authorization from the client for the analyses.				
Client authorization from: Date: Obtained by:				
9. Is the COC filled out correctly and completely?	✓			
10. Does the info on the COC match the samples?	✓			
11. Were samples rec. within holding time?	✓			
12. Were all samples properly labeled?	✓			
13. Were all samples properly preserved?			✓	
14. Were proper sample containers used?	✓			
15. Were all samples received intact? (none broken or leaking)	✓			
16. Were VOA vials rec. with no air bubbles?			✓	
17. Were the sample volumes sufficient for requested analysis?	✓			
18. Were all samples received?	✓			
19. VPH and VOA Soils only:	✓			
Sampling Method VPH (circle one): M=Methanol, E=EnCore (air-tight container)				
Sampling Method VOA (circle one): M=Methanol, SB=Sodium Bisulfate, E=EnCore, B=Bulk				
If M or SB:				
Does preservative cover the soil?				
If NO then client must be faxed.				
Does preservation level come close to the fill line on the vial?				
If NO then client must be faxed.				
Were vials provided by AMRO?				
If NO then weights MUST be obtained from client				
Was dry weight aliquot provided?				
If NO then fax client and inform the VOA lab ASAP.				
20. Subcontracted Samples:			✓	
What samples sent:				
Where sent:				
Date:				
Analysis:				
TAT:				
21. Information entered into:				
Internal Tracking Log?	✓			
Dry Weight Log?	✓			
Client Log?			✓	
Composite Log?			✓	
Filtration Log?			✓	

Received By: SL Date: 5-4-02 Logged in By: GG Date: 5-06-02.
Labeled By: GG Date: 5-06-02. Checked By: MG Date: 5-8-02

NA= Not Applicable

AMRO Environmental Laboratories Corporation
111 Herrick Street
Merrimack, N.H. 03054
Office: 603-424-2022 Fax: 603-429-8496

36407

CHAIN OF CUSTODY RECORD

PAGE 1 OF 1

Proj. No.: 10730
Project Name: ESA
Project State: NY
Samplers (Signature): Ramona Nowonik

MATRIX: Water - A, Soil/Solid-S, Waste-W, Other-O, Explain

Sta. No.	Date	Time	Comp	Grab	Station Location	Type Size, & No. of Containers	TCL VOCs	TCL SVOCs					Remarks
	5/3/02	1130		X	TE-MW-2-30S	1 x 2oz	X						
	5/3/02	1130	X		TE-MW-2-30S	1 x 4oz		X					

Please print clearly, legibly and completely. Samples cannot be logged in and the turnaround time clock will not start until any ambiguities are resolved.

PRIORITY TURNAROUND TIME AUTHORIZATION

Before submitting samples for expedited T.A.T., you must have requested in advance and received a coded **T.A.T. AUTHORIZATION NUMBER.**

AUTHORIZATION NO._____ **T.A.T. authorized by:**_____

Relinquished by (Signature)	Date Time	Received by (Signature)
Ramona Nowonik	5/3/02	
Relinquished by (Signature)	Date Time	Received by (Signature)
Relinquished by (Signature)	Date Time	Received by (Signature)
Relinquishr (Signature)	Date Time 935 AM 05/04/02	Received for Laboratory by: (Signature) [signature]

☐ Fax to (phone) (212) 777-8492
Results needed
PO#
AMRO Project No. 0205049
Seal Intact? (Yes) No N/A

Send Results to:
Jeff Buler
STV Inc.
225 Park Ave South
NY NY 10003

Remarks

STATE OF NEW YORK
DEPARTMENT OF HEALTH

Wadsworth Center The Governor Nelson A. Rockefeller Empire State Plaza P.O. Box 509 Albany, New York 12201-0509

Antonia C. Novello, M.D., M.P.H., Dr. P.H.
Commissioner

Dennis P. Whalen
Executive Deputy Commissioner

February 28, 2002

Dear Laboratory Director:

Please note that although your ELAP Certificate of Approval expires on 12:01 AM April 1, 2002, it is still valid until June 15, 2002, as per ELAP Certification Manual, No. 140, Page 13 of 42, dated 12/6/95, Part 55-2.4e NYCRR. "...during any extension or grace period permitted by this Subpart, a laboratory approval shall remain in force beyond the expiration date of the certificate of approval, unless such approval is specifically terminated or suspended in writing."

Further verification of your laboratory's approved ELAP status is available by calling the Program Office at (518) 485-5570.

Sincerely,

Linda L. Madlin

Linda L. Madlin
Administrative Assistant
Environmental Laboratory
Approval Program

LLM:mes

NYSDOH - WADSWORTH CENTER - ELAP - PO BOX 509 - ALBANY NY 12201-0509

NEW YORK STATE DEPARTMENT OF HEALTH
WADSWORTH CENTER
Antonia C. Novello, M.D., M.P.H., Dr.P.H. Commissioner

Expires 12:01 AM April 01, 2002
Issued September 17, 2001
Revised January 14, 2002

CERTIFICATE OF APPROVAL FOR LABORATORY SERVICE

Issued in accordance with and pursuant to section 502 Public Health Law of New York State

MS. NANCY STEWART
AMRO ENVIRONMENTAL LAB CORP
111 HERRICK STREET
MERRIMACK NH 03054 USA

NY Lab Id No: 11278
EPA Lab Code: NH00012

is hereby APPROVED as an Environmental Laboratory in conformance with the National Environmental Laboratory Accreditation Conference Standards for the category ENVIRONMENTAL ANALYSES SOLID AND HAZARDOUS WASTE
All approved analytes are listed below:

Acrolein and Acrylonitrile	
Acrolein	SW-846 8260B
Acrylonitrile	SW-846 8260B
Characteristic Testing	
Ignitability	SW846 1010
Reactivity	SW846 Ch7, Sec. 7.3
TCLP	FED REG 1311
Chlorinated Hydrocarbon Pesticides	
4,4 -DDE	SW-846 8081A
4,4 -DDT	SW-846 8081A
4,4-DDD	SW-846 8081A
Aldrin	SW-846 8081A
alpha-BHC	SW-846 8081A
beta-BHC	SW-846 8081A
Chlordane Total	SW-846 8081A
delta-BHC	SW-846 8081A
Dieldrin	SW-846 8081A
Endosulfan I	SW-846 8081A
Endosulfan II	SW-846 8081A
Endosulfan sulfate	SW-846 8081A
Endrin	SW-846 8081A
Endrin aldehyde	SW-846 8081A
Heptachlor	SW-846 8081A
Heptachlor epoxide	SW-846 8081A
Chlorinated Hydrocarbon Pesticides	
Lindane	SW-846 8081A
Methoxychlor	SW-846 8081A
Chlorinated Hydrocarbons	
1,2,4-Trichlorobenzene	SW-846 8270C
2-Chloronaphthalene	SW-846 8270C
Hexachlorobenzene	SW-846 8270C
Hexachlorobutadiene	SW-846 8270C
Hexachlorocyclopentadiene	SW-846 8270C
Hexachloroethane	SW-846 8270C
Haloethers	
Bis (2-chloroisopropyl) ether	SW-846 8270C
Bis(2-chloroethoxy)methane	SW-846 8270C
Metals I	
Barium, Total	SW-846 6010B
Cadmium, Total	SW-846 6010B
Chromium, Total	SW-846 6010B
Lead, Total	SW-846 6010B
Nickel, Total	SW-846 6010B
Silver, Total	SW-846 6010B
Metals II	
Antimony, Total	SW-846 6010B
Arsenic, Total	SW-846 6010B

Serial No.: 14514

Property of the New York State Department of Health. Valid only at the address shown. Must be conspicuously posted. Valid certificates have a raised seal and may be verified by calling (518)485-5570.

DOH-3317 (3/97)

NEW YORK STATE DEPARTMENT OF HEALTH
WADSWORTH CENTER
Antonia C. Novello, M.D., M.P.H., Dr.P.H. Commissioner

Expires 12:01 AM April 01, 2002
Issued September 17, 2001
Revised January 14, 2002

CERTIFICATE OF APPROVAL FOR LABORATORY SERVICE

Issued in accordance with and pursuant to section 502 Public Health Law of New York State

MS. NANCY STEWART
AMRO ENVIRONMENTAL LAB CORP
111 HERRICK STREET
MERRIMACK NH 03054 USA

NY Lab Id No: 11278
EPA Lab Code: NH00012

is hereby APPROVED as an Environmental Laboratory in conformance with the National Environmental Laboratory Accreditation Conference Standards for the category ENVIRONMENTAL ANALYSES SOLID AND HAZARDOUS WASTE All approved analytes are listed below:

Metals II

Selenium, Total	SW-846 6010B

Miscellaneous

Hydrogen Ion (pH)	SW-846 9040B
	SW-846 9045C
Lead in Paint	SM18 3120B

Nitroaromatics and Isophorone

2,4-Dinitrotoluene	SW-846 8270C
2,6-Dinitrotoluene	SW-846 8270C
Isophorone	CLP 95-2
	SW-846 8270C
Nitrobenzene	SW-846 8270C

Phthalate Esters

Benzyl butyl phthalate	SW-846 8270C
Bis(2-ethylhexyl) phthalate	SW-846 8270C
Diethyl phthalate	SW-846 8270C
Dimethyl phthalate	SW-846 8270C
Di-n-butyl phthalate	SW-846 8270C
Di-n-octyl phthalate	SW-846 8270C

Polychlorinated Biphenyls

PCB-1016	SW-846 8082
PCB-1221	SW-846 8082
PCB-1232	SW-846 8082

Polychlorinated Biphenyls

PCB-1242	SW-846 8082
PCB-1248	SW-846 8082
PCB-1254	SW-846 8082
PCB-1260	SW-846 8082

Polynuclear Aromatic Hydrocarbons

Acenaphthene	SW-846 8270C
Acenaphthylene	SW-846 8270C
Benzo(a)anthracene	SW-846 8270C
Benzo(a)pyrene	SW-846 8270C
Benzo(b)fluoranthene	SW-846 8270C
Benzo(ghi)perylene	SW-846 8270C
Chrysene	SW-846 8270C
Dibenzo(a,h)anthracene	SW-846 8270C
Fluoranthene	SW-846 8270C
Fluorene	SW-846 8270C
Indeno(1,2,3-cd)pyrene	SW-846 8270C
Naphthalene	SW-846 8270C
Phenanthrene	SW-846 8270C
Pyrene	SW-846 8270C

Priority Pollutant Phenols

2,4,6-Trichlorophenol	SW-846 8270C
2,4-Dichlorophenol	SW-846 8270C
2,4-Dimethylphenol	SW-846 8270C

Serial No.: 14514

Property of the New York State Department of Health. Valid only at the address shown. Must be conspicuously posted. Valid certificates have a raised seal and may be verified by calling (518)485-5570.

DOH-3317 (3/97)

NEW YORK STATE DEPARTMENT OF HEALTH
WADSWORTH CENTER
Antonia C. Novello, M.D., M.P.H., Dr.P.H. Commissioner

Expires 12:01 AM April 01, 2002
Issued September 17, 2001
Revised January 14, 2002

CERTIFICATE OF APPROVAL FOR LABORATORY SERVICE

Issued in accordance with and pursuant to section 502 Public Health Law of New York State

MS. NANCY STEWART
AMRO ENVIRONMENTAL LAB CORP
111 HERRICK STREET
MERRIMACK NH 03054 USA

NY Lab Id No: 11278
EPA Lab Code: NH00012

is hereby APPROVED as an Environmental Laboratory in conformance with the National Environmental Laboratory Accreditation Conference Standards for the category ENVIRONMENTAL ANALYSES SOLID AND HAZARDOUS WASTE
All approved analytes are listed below:

Priority Pollutant Phenols

2,4-Dinitrophenol	SW-846 8270C
2-Chlorophenol	SW-846 8270C
2-Methyl-4,6-dinitrophenol	SW-846 8270C
2-Nitrophenol	SW-846 8270C
4-Chloro-3-methylphenol	SW-846 8270C
4-Nitrophenol	SW-846 8270C
Pentachlorophenol	SW-846 8270C
Phenol	SW-846 8270C

Purgeable Aromatics

1,2-Dichlorobenzene	SW-846 8260B
1,3-Dichlorobenzene	SW-846 8260B
1,4-Dichlorobenzene	SW-846 8260B
Benzene	SW-846 8260B
Chlorobenzene	SW-846 8260B
Ethyl benzene	SW-846 8260B
Toluene	SW-846 8260B
Total Xylenes	SW-846 8260B

Purgeable Halocarbons

1,1,1-Trichloroethane	SW-846 8260B
1,1,2,2-Tetrachloroethane	SW-846 8260B
1,1,2-Trichloroethane	SW-846 8260B
1,1-Dichloroethane	SW-846 8260B
1,1-Dichloroethene	SW-846 8260B

Purgeable Halocarbons

1,2-Dichloroethane	SW-846 8260B
1,2-Dichloropropane	SW-846 8260B
2-Chloroethylvinyl ether	SW-846 8260B
Bromodichloromethane	SW-846 8260B
Bromoform	SW-846 8260B
Bromomethane	SW-846 8260B
Carbon tetrachloride	SW-846 8260B
Chloroethane	SW-846 8260B
Chloroform	SW-846 8260B
Chloromethane	SW-846 8260B
Dibromochloromethane	SW-846 8260B
Dichlorodifluoromethane	SW-846 8260B
Methylene chloride	SW-846 8260B
Tetrachloroethene	SW-846 8260B
Trichloroethene	SW-846 8260B
Trichlorofluoromethane	SW-846 8260B
Vinyl chloride	SW-846 8260B

Serial No.: 14514

Property of the New York State Department of Health. Valid only at the address shown. Must be conspicuously posted. Valid certificates have a raised seal and may be verified by calling (518)485-5570.

DOH-3317 (3/97)

AMRO Environmental Laboratories Corporation

111 Herrick Street, Merrimack, NH 03054
TEL: (603) 424-2022 · FAX: (603) 429-8496

May 21, 2002

Jeff Butler
STV Incorporated
469 7th Avenue
14th Floor
New York, NY 10018
TEL: (212) 904-1702
FAX: (212) 777-8492

RE: 10730 ESA

Workorder No.: 0205049

Dear Jeff Butler:
AMRO Environmental Laboratories Corp. received 2 samples on 5/4/02 for the analyses presented in the following report.

The enclosed sample results are revised based upon further review of the the analytical data or legitimate changes made at your request.

AMRO operates a Quality Assurance Program which meets or exceeds National Environmental Laboratory Accreditation Conference (NELAC), state, and EPA requirements. A copy of the appropriate state and/or NELAC Certificate is attached.

Please be advised that any unused sample volume and sample extracts will be stored for a period of thirty (30) days from this report date. After this time, AMRO will properly dispose of the remaining sample(s). If you require further analysis, or need the samples held for a longer period, please contact us immediately.

This report consists of a total of 13 pages. This letter is an integral part of your data report. If you have any questions regarding this project in the future, please refer to the Order Number above.

Sincerely,

Nancy Stewart
Vice President/Lab Director

AMRO Environmental Laboratories Corp.

Date: *21-May-02*

CLIENT: STV Incorporated
Project: 10730 ESA
Lab Order: 0205049
Date Received: 5/4/02

Work Order Sample Summary

Lab Sample ID	Client Sample ID	Collection Date
0205049-01A	TE-MW-2-30S (9')	5/3/02
0205049-02A	TE-MW-2-30S (7-9')	5/3/02

AMRO Environmental Laboratories Corp.

Date: *21-May-02*

CLIENT: STV Incorporated
Project: 10730 ESA
Lab Order: 0205049

Lab ID: 0205049-01 **Collection Date:** 5/3/02
Client Sample ID: TE-MW-2-30S (9') **Matrix:** SOIL

Analyses	Result	Limit	Qual	Units	DF	Date Analyzed
PERCENT MOISTURE		D2216				Analyst: JTS
Percent Moisture	17.8	0		wt%	1	5/10/02

Lab ID: 0205049-02 **Collection Date:** 5/3/02
Client Sample ID: TE-MW-2-30S (7-9') **Matrix:** SOIL

Analyses	Result	Limit	Qual	Units	DF	Date Analyzed
PERCENT MOISTURE		D2216				Analyst: LB
Percent Moisture	15.4	0		wt%	1	5/7/02

Qualifiers:

ND - Not Detected at the Reporting Limit
J - Analyte detected below quantitation limits
B - Analyte detected in the associated Method Blank
* - Value exceeds Maximum Contaminant Level
S - Spike Recovery outside accepted recovery limits
R - RPD outside accepted recovery limits
E - Value above quantitation range

AMRO Environmental Laboratories Corp.

Date: *21-May-02*

CLIENT:	STV Incorporated	**Client Sample ID:**	TE-MW-2-30S (9')
Lab Order:	0205049		
Project:	10730 ESA	**Collection Date:**	5/3/02
Lab ID:	0205049-01A	**Matrix:**	SOIL

Analyses	Result	RL	Qual	Units	DF	Date Analyzed
VOLATILES BY GC/MS		**SW8260B**				Analyst: **SK**
Dichlorodifluoromethane	ND	62		µg/Kg-dry	1	5/15/02 4:31:00 AM
Chloromethane	ND	62		µg/Kg-dry	1	5/15/02 4:31:00 AM
Vinyl chloride	ND	31		µg/Kg-dry	1	5/15/02 4:31:00 AM
Chloroethane	ND	62		µg/Kg-dry	1	5/15/02 4:31:00 AM
Bromomethane	ND	62		µg/Kg-dry	1	5/15/02 4:31:00 AM
Trichlorofluoromethane	ND	62		µg/Kg-dry	1	5/15/02 4:31:00 AM
Acetone	ND	310		µg/Kg-dry	1	5/15/02 4:31:00 AM
1,1-Dichloroethene	ND	31		µg/Kg-dry	1	5/15/02 4:31:00 AM
Carbon disulfide	ND	62		µg/Kg-dry	1	5/15/02 4:31:00 AM
Methylene chloride	ND	62		µg/Kg-dry	1	5/15/02 4:31:00 AM
Methyl tert-butyl ether	ND	31		µg/Kg-dry	1	5/15/02 4:31:00 AM
trans-1,2-Dichloroethene	ND	31		µg/Kg-dry	1	5/15/02 4:31:00 AM
1,1-Dichloroethane	ND	31		µg/Kg-dry	1	5/15/02 4:31:00 AM
2-Butanone	ND	310		µg/Kg-dry	1	5/15/02 4:31:00 AM
2,2-Dichloropropane	ND	31		µg/Kg-dry	1	5/15/02 4:31:00 AM
cis-1,2-Dichloroethene	ND	31		µg/Kg-dry	1	5/15/02 4:31:00 AM
Chloroform	ND	31		µg/Kg-dry	1	5/15/02 4:31:00 AM
Bromochloromethane	ND	31		µg/Kg-dry	1	5/15/02 4:31:00 AM
1,1,1-Trichloroethane	ND	31		µg/Kg-dry	1	5/15/02 4:31:00 AM
1,1-Dichloropropene	ND	31		µg/Kg-dry	1	5/15/02 4:31:00 AM
Carbon tetrachloride	ND	31		µg/Kg-dry	1	5/15/02 4:31:00 AM
1,2-Dichloroethane	ND	31		µg/Kg-dry	1	5/15/02 4:31:00 AM
Benzene	ND	31		µg/Kg-dry	1	5/15/02 4:31:00 AM
Trichloroethene	37	31		µg/Kg-dry	1	5/15/02 4:31:00 AM
1,2-Dichloropropane	ND	31		µg/Kg-dry	1	5/15/02 4:31:00 AM
Bromodichloromethane	ND	31		µg/Kg-dry	1	5/15/02 4:31:00 AM
Dibromomethane	ND	31		µg/Kg-dry	1	5/15/02 4:31:00 AM
4-Methyl-2-pentanone	ND	310		µg/Kg-dry	1	5/15/02 4:31:00 AM
cis-1,3-Dichloropropene	ND	31		µg/Kg-dry	1	5/15/02 4:31:00 AM
Toluene	ND	31		µg/Kg-dry	1	5/15/02 4:31:00 AM
trans-1,3-Dichloropropene	ND	31		µg/Kg-dry	1	5/15/02 4:31:00 AM
1,1,2-Trichloroethane	ND	31		µg/Kg-dry	1	5/15/02 4:31:00 AM
1,2-Dibromoethane	ND	31		µg/Kg-dry	1	5/15/02 4:31:00 AM
2-Hexanone	ND	310		µg/Kg-dry	1	5/15/02 4:31:00 AM
1,3-Dichloropropane	ND	31		µg/Kg-dry	1	5/15/02 4:31:00 AM
Tetrachloroethene	ND	31		µg/Kg-dry	1	5/15/02 4:31:00 AM
Dibromochloromethane	ND	31		µg/Kg-dry	1	5/15/02 4:31:00 AM
Chlorobenzene	ND	31		µg/Kg-dry	1	5/15/02 4:31:00 AM

Qualifiers:

ND - Not Detected at the Reporting Limit

J - Analyte detected below quantitation limits

B - Analyte detected in the associated Method Blank

H - Method prescribed holding time exceeded

S - Spike Recovery outside accepted recovery limits

R - RPD outside accepted recovery limits

E - Value above quantitation range

- See Case Narrative

RL - Reporting Limit; defined as the lowest concentration the laboratory can accurately quantitate.

AMRO Environmental Laboratories Corp.

Date: *21-May-02*

CLIENT:	STV Incorporated	**Client Sample ID:**	TE-MW-2-30S (9')
Lab Order:	0205049		
Project:	10730 ESA	**Collection Date:**	5/3/02
Lab ID:	0205049-01A	**Matrix:**	SOIL

Analyses	Result	RL	Qual	Units	DF	Date Analyzed
1,1,1,2-Tetrachloroethane	ND	31		µg/Kg-dry	1	5/15/02 4:31:00 AM
Ethylbenzene	ND	31		µg/Kg-dry	1	5/15/02 4:31:00 AM
m,p-Xylene	ND	31		µg/Kg-dry	1	5/15/02 4:31:00 AM
o-Xylene	ND	31		µg/Kg-dry	1	5/15/02 4:31:00 AM
Styrene	ND	31		µg/Kg-dry	1	5/15/02 4:31:00 AM
Bromoform	ND	62		µg/Kg-dry	1	5/15/02 4:31:00 AM
Isopropylbenzene	ND	31		µg/Kg-dry	1	5/15/02 4:31:00 AM
1,1,2,2-Tetrachloroethane	ND	31		µg/Kg-dry	1	5/15/02 4:31:00 AM
1,2,3-Trichloropropane	ND	31		µg/Kg-dry	1	5/15/02 4:31:00 AM
Bromobenzene	ND	31		µg/Kg-dry	1	5/15/02 4:31:00 AM
n-Propylbenzene	ND	31		µg/Kg-dry	1	5/15/02 4:31:00 AM
2-Chlorotoluene	ND	31		µg/Kg-dry	1	5/15/02 4:31:00 AM
4-Chlorotoluene	ND	31		µg/Kg-dry	1	5/15/02 4:31:00 AM
1,3,5-Trimethylbenzene	ND	31		µg/Kg-dry	1	5/15/02 4:31:00 AM
tert-Butylbenzene	ND	31		µg/Kg-dry	1	5/15/02 4:31:00 AM
1,2,4-Trimethylbenzene	ND	31		µg/Kg-dry	1	5/15/02 4:31:00 AM
sec-Butylbenzene	ND	31		µg/Kg-dry	1	5/15/02 4:31:00 AM
4-Isopropyltoluene	ND	31		µg/Kg-dry	1	5/15/02 4:31:00 AM
1,3-Dichlorobenzene	ND	31		µg/Kg-dry	1	5/15/02 4:31:00 AM
1,4-Dichlorobenzene	ND	31		µg/Kg-dry	1	5/15/02 4:31:00 AM
n-Butylbenzene	ND	31		µg/Kg-dry	1	5/15/02 4:31:00 AM
1,2-Dichlorobenzene	ND	31		µg/Kg-dry	1	5/15/02 4:31:00 AM
1,2-Dibromo-3-chloropropane	ND	150		µg/Kg-dry	1	5/15/02 4:31:00 AM
1,2,4-Trichlorobenzene	ND	31		µg/Kg-dry	1	5/15/02 4:31:00 AM
Hexachlorobutadiene	ND	62		µg/Kg-dry	1	5/15/02 4:31:00 AM
Naphthalene	ND	62		µg/Kg-dry	1	5/15/02 4:31:00 AM
1,2,3-Trichlorobenzene	ND	31		µg/Kg-dry	1	5/15/02 4:31:00 AM
Surr: Dibromofluoromethane	78.5	60-124		%REC	1	5/15/02 4:31:00 AM
Surr: 1,2-Dichloroethane-d4	84.9	55-128		%REC	1	5/15/02 4:31:00 AM
Surr: Toluene-d8	93.1	63-127		%REC	1	5/15/02 4:31:00 AM
Surr: 4-Bromofluorobenzene	91.5	58-125		%REC	1	5/15/02 4:31:00 AM

Qualifiers:

ND - Not Detected at the Reporting Limit
J - Analyte detected below quantitation limits
B - Analyte detected in the associated Method Blank
H - Method prescribed holding time exceeded
S - Spike Recovery outside accepted recovery limits
R - RPD outside accepted recovery limits
E - Value above quantitation range
- See Case Narrative
RL - Reporting Limit; defined as the lowest concentration the laboratory can accurately quantitate.

AMRO Environmental Laboratories Corp.

Date: *21-May-02*

CLIENT:	STV Incorporated	**Client Sample ID:**	TE-MW-2-30S (7-9')
Lab Order:	0205049		
Project:	10730 ESA	**Collection Date:**	5/3/02
Lab ID:	0205049-02A	**Matrix:**	SOIL

Analyses	Result	RL	Qual	Units	DF	Date Analyzed
SEMIVOLATILE ORGANICS		**SW8270C**				Analyst: KD
Phenol	ND	290		µg/Kg-dry	1	5/14/02 8:25:00 PM
Bis(2-chloroethyl)ether	ND	290		µg/Kg-dry	1	5/14/02 8:25:00 PM
2-Chlorophenol	ND	290		µg/Kg-dry	1	5/14/02 8:25:00 PM
1,3-Dichlorobenzene	ND	290		µg/Kg-dry	1	5/14/02 8:25:00 PM
1,4-Dichlorobenzene	ND	290		µg/Kg-dry	1	5/14/02 8:25:00 PM
Benzyl alcohol	ND	570		µg/Kg-dry	1	5/14/02 8:25:00 PM
2-Methylphenol	ND	290		µg/Kg-dry	1	5/14/02 8:25:00 PM
1,2-Dichlorobenzene	ND	290		µg/Kg-dry	1	5/14/02 8:25:00 PM
Bis(2-chloroisopropyl)ether	ND	290		µg/Kg-dry	1	5/14/02 8:25:00 PM
4-Methylphenol	ND	290		µg/Kg-dry	1	5/14/02 8:25:00 PM
N-Nitrosodi-n-propylamine	ND	290		µg/Kg-dry	1	5/14/02 8:25:00 PM
Hexachloroethane	ND	290		µg/Kg-dry	1	5/14/02 8:25:00 PM
Nitrobenzene	ND	290		µg/Kg-dry	1	5/14/02 8:25:00 PM
Isophorone	ND	290		µg/Kg-dry	1	5/14/02 8:25:00 PM
2,4-Dimethylphenol	ND	290		µg/Kg-dry	1	5/14/02 8:25:00 PM
Benzoic acid	ND	570		µg/Kg-dry	1	5/14/02 8:25:00 PM
2-Nitrophenol	ND	290		µg/Kg-dry	1	5/14/02 8:25:00 PM
Bis(2-chloroethoxy)methane	ND	290		µg/Kg-dry	1	5/14/02 8:25:00 PM
2,4-Dichlorophenol	ND	290		µg/Kg-dry	1	5/14/02 8:25:00 PM
1,2,4-Trichlorobenzene	ND	290		µg/Kg-dry	1	5/14/02 8:25:00 PM
Naphthalene	ND	290		µg/Kg-dry	1	5/14/02 8:25:00 PM
4-Chloroaniline	ND	290		µg/Kg-dry	1	5/14/02 8:25:00 PM
Hexachlorobutadiene	ND	290		µg/Kg-dry	1	5/14/02 8:25:00 PM
4-Chloro-3-methylphenol	ND	570		µg/Kg-dry	1	5/14/02 8:25:00 PM
2-Methylnaphthalene	ND	290		µg/Kg-dry	1	5/14/02 8:25:00 PM
Hexachlorocyclopentadiene	ND	290		µg/Kg-dry	1	5/14/02 8:25:00 PM
2,4,6-Trichlorophenol	ND	290		µg/Kg-dry	1	5/14/02 8:25:00 PM
2,4,5-Trichlorophenol	ND	290		µg/Kg-dry	1	5/14/02 8:25:00 PM
2-Chloronaphthalene	ND	290		µg/Kg-dry	1	5/14/02 8:25:00 PM
2-Nitroaniline	ND	570		µg/Kg-dry	1	5/14/02 8:25:00 PM
Dimethyl phthalate	ND	290		µg/Kg-dry	1	5/14/02 8:25:00 PM
2,6-Dinitrotoluene	ND	290		µg/Kg-dry	1	5/14/02 8:25:00 PM
Acenaphthylene	ND	290		µg/Kg-dry	1	5/14/02 8:25:00 PM
3-Nitroaniline	ND	570		µg/Kg-dry	1	5/14/02 8:25:00 PM
4-Nitrophenol	ND	570		µg/Kg-dry	1	5/14/02 8:25:00 PM
2,4-Dinitrophenol	ND	570		µg/Kg-dry	1	5/14/02 8:25:00 PM
Acenaphthene	ND	290		µg/Kg-dry	1	5/14/02 8:25:00 PM
2,4-Dinitrotoluene	ND	290		µg/Kg-dry	1	5/14/02 8:25:00 PM

Qualifiers:

ND - Not Detected at the Reporting Limit
J - Analyte detected below quantitation limits
B - Analyte detected in the associated Method Blank
H - Method prescribed holding time exceeded
S - Spike Recovery outside accepted recovery limits
R - RPD outside accepted recovery limits
E - Value above quantitation range
- See Case Narrative
RL - Reporting Limit; defined as the lowest concentration the laboratory can accurately quantitate.

AMRO Environmental Laboratories Corp.

Date: *21-May-02*

CLIENT:	STV Incorporated	**Client Sample ID:**	TE-MW-2-30S (7-9')
Lab Order:	0205049		
Project:	10730 ESA	**Collection Date:**	5/3/02
Lab ID:	0205049-02A	**Matrix:**	SOIL

Analyses	Result	RL	Qual	Units	DF	Date Analyzed
Dibenzofuran	ND	290		µg/Kg-dry	1	5/14/02 8:25:00 PM
Diethyl phthalate	ND	290		µg/Kg-dry	1	5/14/02 8:25:00 PM
4-Chlorophenyl phenyl ether	ND	290		µg/Kg-dry	1	5/14/02 8:25:00 PM
Fluorene	ND	290		µg/Kg-dry	1	5/14/02 8:25:00 PM
4-Nitroaniline	ND	570		µg/Kg-dry	1	5/14/02 8:25:00 PM
4,6-Dinitro-2-methylphenol	ND	570		µg/Kg-dry	1	5/14/02 8:25:00 PM
N-Nitrosodiphenylamine	ND	290		µg/Kg-dry	1	5/14/02 8:25:00 PM
1,2-Diphenylhydrazine (as Azobenzene)	ND	290		µg/Kg-dry	1	5/14/02 8:25:00 PM
4-Bromophenyl phenyl ether	ND	290		µg/Kg-dry	1	5/14/02 8:25:00 PM
Hexachlorobenzene	ND	290		µg/Kg-dry	1	5/14/02 8:25:00 PM
Pentachlorophenol	ND	570		µg/Kg-dry	1	5/14/02 8:25:00 PM
Phenanthrene	ND	290		µg/Kg-dry	1	5/14/02 8:25:00 PM
Anthracene	ND	290		µg/Kg-dry	1	5/14/02 8:25:00 PM
Carbazole	ND	290		µg/Kg-dry	1	5/14/02 8:25:00 PM
Di-n-butyl phthalate	ND	290		µg/Kg-dry	1	5/14/02 8:25:00 PM
Fluoranthene	ND	290		µg/Kg-dry	1	5/14/02 8:25:00 PM
Pyrene	ND	290		µg/Kg-dry	1	5/14/02 8:25:00 PM
Butyl benzyl phthalate	ND	290		µg/Kg-dry	1	5/14/02 8:25:00 PM
Bis(2-ethylhexyl)phthalate	ND	290		µg/Kg-dry	1	5/14/02 8:25:00 PM
3,3'-Dichlorobenzidine	ND	290		µg/Kg-dry	1	5/14/02 8:25:00 PM
Benz(a)anthracene	ND	290		µg/Kg-dry	1	5/14/02 8:25:00 PM
Chrysene	ND	290		µg/Kg-dry	1	5/14/02 8:25:00 PM
Di-n-octyl phthalate	ND	290		µg/Kg-dry	1	5/14/02 8:25:00 PM
Benzo(b)fluoranthene	ND	290		µg/Kg-dry	1	5/14/02 8:25:00 PM
Benzo(k)fluoranthene	ND	290		µg/Kg-dry	1	5/14/02 8:25:00 PM
Benzo(a)pyrene	ND	290		µg/Kg-dry	1	5/14/02 8:25:00 PM
Dibenz(a,h)anthracene	ND	290		µg/Kg-dry	1	5/14/02 8:25:00 PM
Indeno(1,2,3-cd)pyrene	ND	290		µg/Kg-dry	1	5/14/02 8:25:00 PM
Benzo(g,h,i)perylene	ND	290		µg/Kg-dry	1	5/14/02 8:25:00 PM
Surr: 2-Fluorophenol	74.0	24-96		%REC	1	5/14/02 8:25:00 PM
Surr: Phenol-d5	75.1	26-100		%REC	1	5/14/02 8:25:00 PM
Surr: Nitrobenzene-d5	69.6	23-101		%REC	1	5/14/02 8:25:00 PM
Surr: 2-Fluorobiphenyl	73.2	26-105		%REC	1	5/14/02 8:25:00 PM
Surr: 2,4,6-Tribromophenol	82.8	26-115		%REC	1	5/14/02 8:25:00 PM
Surr: 4-Terphenyl-d14	80.3	31-113		%REC	1	5/14/02 8:25:00 PM

Qualifiers:

ND - Not Detected at the Reporting Limit

J - Analyte detected below quantitation limits

B - Analyte detected in the associated Method Blank

H - Method prescribed holding time exceeded

S - Spike Recovery outside accepted recovery limits

R - RPD outside accepted recovery limits

E - Value above quantitation range

- See Case Narrative

RL - Reporting Limit; defined as the lowest concentration the laboratory can accurately quantitate.

AMRO Environmental Laboratories Corp.

21-May-02

Lab Order: 0205049
Client: STV Incorporated
Project: 10730 ESA

DATES REPORT

Sample ID	Client Sample ID	Collection Date	Matrix	Test Name	TCLP Date	Prep Date	Analysis Date	Batch ID
0205049-01A	TE-MW-2-30S (9')	5/3/02	Soil	Percent Moisture			5/10/02	R13675
				VOLATILES by GC/MS, Bulk Soil		5/3/02	5/15/02	R13691
0205049-02A	TE-MW-2-30S (7-9')			Percent Moisture			5/7/02	R13583
				SEMIVOLATILE ORGANICS, Soil/Solids		5/13/02	5/14/02	6900

AMRO Environmental Laboratories Corporation

SAMPLE RECEIPT CHECKLIST

111 Herrick Stree
Merrimack, NH 0305
(603) 424-202

Client: STV
Project Name: ESA
Ship via: (circle one) Fed Ex., UPS, AMRO Courier, Hand Del., Other Courier, Other:

AMRO ID: 0205049-
Date Rec.: 05-04-02
Date Due: 05-15-02.

Items to be Checked Upon Receipt	Yes	No	NA	Comments
1. Army Samples received in individual plastic bags?			✓	wrapped in bubble
2. Custody Seals present?		✓		
3. Custody Seals Intact?			✓	
4. Air Bill included in folder if received?	✓			
5. Is COC included with samples?	✓			
6. Is COC signed and dated by client?	✓			
7. Laboratory receipt temperature. TEMP = 4°0				
Samples rec. with ice ✓ ice packs___ neither___				
8. Were samples received the same day they were sampled?		✓		
Is client temperature 4°C ± 2°C?	✓			
If no obtain authorization from the client for the analyses.				
Client authorization from: Date: Obtained by:				
9. Is the COC filled out correctly and completely?	✓			
10. Does the info on the COC match the samples?	✓			
11. Were samples rec. within holding time?	✓			
12. Were all samples properly labeled?	✓			
13. Were all samples properly preserved?			✓	
14. Were proper sample containers used?	✓			
15. Were all samples received intact? (none broken or leaking)	✓			
16. Were VOA vials rec. with no air bubbles?			✓	
17. Were the sample volumes sufficient for requested analysis?	✓			
18. Were all samples received?	✓			
19. VPH and VOA Soils only:	✓			
Sampling Method VPH (circle one): M=Methanol, E=EnCore (air-tight container)				
Sampling Method VOA (circle one): M=Methanol, SB=Sodium Bisulfate, E=EnCore, B=Bulk				
If M or SB:				
Does preservative cover the soil?				
If NO then client must be faxed.				
Does preservation level come close to the fill line on the vial?				
If NO then client must be faxed.				
Were vials provided by AMRO?				
If NO then weights MUST be obtained from client				
Was dry weight aliquot provided?				
If NO then fax client and inform the VOA lab ASAP.				
20. Subcontracted Samples:			✓	
What samples sent:				
Where sent:				
Date:				
Analysis:				
TAT:				
21. Information entered into:				
Internal Tracking Log?	✓			
Dry Weight Log?	✓			
Client Log?			✓	
Composite Log?			✓	
Filtration Log?			✓	

Received By: SL Date: 5-4-02 Logged in By: GG Date: 5-06-02.
Labeled By: GG Date: 5-06-02. Checked By: MG Date: 5-8-02

NA= Not Applicable

AMRO Environmental Laboratories Corporation
111 Herrick Street
Merrimack, N.H. 03054
Office: 603-424-2022 Fax: 603-429-8496

36407

CHAIN OF CUSTODY RECORD

PAGE 1 OF 1

Proj. No.: 10730
Project Name: ESA
Project State: NY
Samplers (Signature): Ramona Noronik

MATRIX: Water - A, Soil/Solid-S, Waste-W, Other-O, Explain

Sta. No.	Date	Time	Comp	Grab	Station Location	Type Size, & No. of Containers		TCL VOCs	TCL SVOCs					Remarks
	5/3/02	11:30		X	TE-MW-2-30S	1 x 2 oz		X						
	5/3/02	11:30	X		TE-MW-2-30S	1 x 4 oz			X					

Please print clearly, legibly and completely. Samples cannot be logged in and the turnaround time clock will not start until any ambiguities are resolved.

PRIORITY TURNAROUND TIME AUTHORIZATION

Before submitting samples for expedited T.A.T., you must have requested in advance and received a coded **T.A.T. AUTHORIZATION NUMBER.**

AUTHORIZATION NO._____ **T.A.T. authorized by:**_____

Relinquished by (Signature)	Date Time	Received by (Signature)
Ramona Noronik	5/3/02	
Relinquished by (Signature)	Date Time	Received by (Signature)
Relinquished by (Signature)	Date Time	Received by (Signature)
Relinquished by (Signature)	Date Time 935 AM 05/04/02	Received for Laboratory by: (Signature) [signature]

☐ Fax to (phone) (212) 777-8492
Results needed
PO#

Send Results to:
Jeff Butler
STV Inc.
225 Park Ave South
NY NY 10003

AMRO Project No. 0205049

Seal Intact? Yes No N/A

Remarks

The Commonwealth of Massachusetts

Department of Environmental Protection

Division of Environmental Analysis
Senator William X. Wall Experiment Station

certifies

M-NH012 **AMRO ENVIRONMENTAL LAB**
111 HERRICK ST
MERRIMACK, NH 03054-0000

Laboratory Director: **Nancy Stewart**

for the analysis of **NON POTABLE WATER (CHEMISTRY)**
POTABLE WATER (CHEMISTRY)

pursuant to 310 CMR 42.00

This certificate supersedes all previous Massachusetts certificates issued to this laboratory. The laboratory is regulated by and shall be responsible for being in compliance with Massachusetts regulations at 310 CMR 42.00.

This certificate is valid only when accompanied by the latest dated Certified Parameter List as issued by the Massachusetts D.E.P. Contact the Division of Environmental Analysis to verify the current certification status of the laboratory.

Certification is no guarantee of the validity of the data. This certification is subject to unannounced laboratory inspections.

Issued: **01 JUL 2001**
Expires: **30 JUN 2002**

Director, Division of Environmental Analysis

COMMONWEALTH OF MASSACHUSETTS
DEPARTMENT OF ENVIRONMENTAL PROTECTION

Certified Parameter List as of: 10 FEB 2002

M-NH012 AMRO ENVIRONMENTAL LAB
MERRIMACK NH

NON POTABLE WATER (CHEMISTRY) Effective Date 10 FEB 2002 Expiration Date 30 JUN 2002

Analytes and Methods

ALUMINUM	EPA 200.7	ORTHOPHOSPHATE	EPA 300.0
ANTIMONY	EPA 200.7	TOTAL PHOSPHORUS	EPA 365.2
ANTIMONY	EPA 204.2	CHEMICAL OXYGEN DEMAND	EPA 410.4
ARSENIC	EPA 200.7	BIOCHEMICAL OXYGEN DEMAND	EPA 405.1
ARSENIC	EPA 206.2	TOTAL CYANIDE	EPA 335.2
ARSENIC	ASTM D2972-93(C)	NON-FILTERABLE RESIDUE	EPA 160.2
BERYLLIUM	EPA 200.7	TOTAL RESIDUAL CHLORINE	SM 4500-CL-G
CADMIUM	EPA 200.7	OIL AND GREASE	EPA 413.1
CHROMIUM	EPA 200.7	TOTAL PHENOLICS	EPA 420.1
COBALT	EPA 200.7	VOLATILE HALOCARBONS	EPA 624
COPPER	EPA 200.7	VOLATILE AROMATICS	EPA 624
LEAD	EPA 200.7	CHLORDANE	EPA 608
LEAD	EPA 239.2	ALDRIN	EPA 608
MANGANESE	EPA 200.7	DIELDRIN	EPA 608
MERCURY	EPA 245.1	DDD	EPA 608
MOLYBDENUM	EPA 200.7	DDT	EPA 608
NICKEL	EPA 200.7	HEPTACHLOR	EPA 608
SELENIUM	EPA 200.7	HEPTACHLOR EPOXIDE	EPA 608
SELENIUM	EPA 270.2	POLYCHLORINATED BIPHENYLS (WATEI	EPA 608
SILVER	EPA 200.7	POLYCHLORINATED BIPHENYLS (OIL)	EPA 600/4-81-045
STRONTIUM	EPA 200.7		
THALLIUM	EPA 200.7		
THALLIUM	EPA 279.2		
ZINC	EPA 200.7		
PH	EPA 150.1		
SPECIFIC CONDUCTIVITY	EPA 120.1		
TOTAL DISSOLVED SOLIDS	EPA 160.1		
TOTAL HARDNESS (CACO3)	EPA 200.7		
CALCIUM	EPA 200.7		
MAGNESIUM	EPA 200.7		
SODIUM	EPA 200.7		
POTASSIUM	EPA 200.7		
TOTAL ALKALINITY	EPA 310.1		
CHLORIDE	EPA 325.3		
CHLORIDE	EPA 300.0		
FLUORIDE	EPA 300.0		
SULFATE	EPA 300.0		
AMMONIA-N	EPA 350.2		
NITRATE-N	EPA 300.0		
NITRATE-N	EPA 353.2		
KJELDAHL-N	EPA 351.1		
ORTHOPHOSPHATE	EPA 365.2		

COMMONWEALTH OF MASSACHUSETTS
DEPARTMENT OF ENVIRONMENTAL PROTECTION

Certified Parameter List as of: 10 FEB 2002

M-NH012 **AMRO ENVIRONMENTAL LAB**
MERRIMACK NH

POTABLE WATER (CHEMISTRY) **Effective Date** **10 FEB 2002** **Expiration Date** **30 JUN 2002**

Analytes and Methods

ANTIMONY	EPA 200.9
ARSENIC	EPA 200.7
ARSENIC	EPA 200.9
BARIUM	EPA 200.7
BERYLLIUM	EPA 200.7
CADMIUM	EPA 200.7
CHROMIUM	EPA 200.7
COPPER	EPA 200.7
LEAD	EPA 200.9
MERCURY	EPA 245.1
NICKEL	EPA 200.7
SELENIUM	EPA 200.9
THALLIUM	EPA 200.9
NITRATE-N	EPA 353.2
NITRITE-N	EPA 353.2
FLUORIDE	EPA 300.0
SODIUM	EPA 200.7
SULFATE	EPA 300.0
CYANIDE	SM 4500-CN-C,E
TURBIDITY	EPA 180.1
CALCIUM	EPA 200.7
TOTAL ALKALINITY	SM 2320B
TOTAL DISSOLVED SOLIDS	SM 2540C
PH	EPA 150.1
1,2-DIBROMOETHANE	EPA 504.1
1,2-DIBROMO-3-CHLOROPROPANE	EPA 504.1

APPENDIX B

BORING #: TE-MW-2-21

PROJECT ID:	CO028-Existing Rail Yard	STV PROJECT NO.:	10730
LOCATION:	ESA Queens Alignment, Existing Rail Yard, East of Honeywell St. Bridge		
DRILLER:	Guy Cabral and Bernabe Cruz - ADT	GEOLOGIST:	R. Narozna, M. Hagerty
DRILLING METHOD:	Hollow stem auger and mud rotary drill		
SOIL SAMPLING METHOD:	Split spoons	ELEVATION:	At grade.
DATE BORING INSTALLED:	4/1/2002		
TOTAL DEPTH:	52' Below Grade	DEPTH TO WATER:	2.0 feet below grade.

DEPTH (FT) BELOW SURFACE	PID READING (PPM)	BLOWS PER 6" OF SAMPLE (RECOVERY IF OTHERWISE)	REC. (%)	LITHOLOGIC DESCRIPTION	SAMPLE
0	0	Hand augered from 0-4 ft-bg.	100	FILL: Dark Brown and Black, fine SAND with Mica, some Gravel. Very Moist. No odor, no staining.	GRAB SOIL SAMPLE TE-MW-2-21 (4') COMPOSITE SOIL SAMPLE TE-MW-2-21 (0-4')
2					
4				No samples collected from this interval	
6					
8					
10					
12					
14					
16					
18					
20					
22					
24	5.7		100	Brown Silty SAND with Mica and Gravel, Fragmented Bedrock. Moist. No odor, no staining.	GRAB SOIL SAMPLE TE-MW-2-21 (25') COMPOSITE SOIL SAMPLE TE-MW-2-21 (23-25')
26					
28					
30					
32					
34					
36					
38					
40					
42					
44	20	20/2" 35/2" 50/2"	100	Olive Gray fine to medium SAND with Silt and Clay, some fine Gravel. No odor, no staining.	
46					Bentonite-grout Slurry; Bentonite; Gravel Pack; Olive Gray Silty SAND with Clay
48					
50				Same As Above	Well Screen; PVC Riser
52				E.O.B @ 52 ft-bg. Borehole collapsed	Bedrock
54	7	17 24 34 48		Same As Above but more CLAY. No odor, no staining.	GRAB SOIL SAMPLE TE-MW-2-21 (55') COMPOSITE SOIL SAMPLE TE-MW-2-21 (53-55')

Comments:
Well is PVC with 2-inch diameter, 10-foot of screen

WELL CONSTRUCTION LOG



SOIL BORING LOG

DATE:	8/27/02	DRAWN BY:	RN
SCALE:	NTS	APP'D BY:	
FILE NAME:	H:\gen\sections\environ\ESA\Final\CO028		

STV Incorporated
225 Park Avenue South
NEW YORK, NY 10003

BORING #: TE-MW-2-22D

PROJECT ID:	CQ028-Existing Rail Yard	STV PROJECT NO.:	10730
LOCATION:	ESA Queens Alignment, Existing Rail Yard, East of Honeywell St. Bridge		
DRILLER:	Guy Cabral and Bernabe Cruz - ADT	GEOLOGIST:	R. Narozna, M. Hagerty
DRILLING METHOD:	Hollow stem auger and mud rotary drill		
SOIL SAMPLING METHOD:	Split spoons	ELEVATION:	At grade.
DATE BORING INSTALLED:	3/28/02		
TOTAL DEPTH:	56' Below Grade	DEPTH TO WATER:	2.0 feet below grade.

DEPTH (FT) BELOW SURFACE	PID READING (PPM)	BLOWS PER 6" OF SAMPLE (SPECIFIED IF OTHERWISE)	REC. (%)	LITHOLOGIC DESCRIPTION	SAMPLE
0	0	Hand augered from 0-4 ft-bg.	100	FILL: Brown SILT/CLAY with medium Gravel. Very Moist. No odor, no staining.	GRAB SOIL SAMPLE TE-MW-2-22 (4') COMPOSITE SOIL SAMPLE TE-MW-2-22 (0-4')
2					
4				No samples collected from this interval	
6					
8					
10					
12					
14					
16					
18					
20					
22					
24					
26					
28		11, 11, 23, 40	100	Gray medium SAND with Clay and some Gravel. Moist. No odor, no staining.	GRAB SOIL SAMPLE TE-MW-2-22 (28') COMPOSITE SOIL SAMPLE TE-MW-2-22 (28-30')
30					
32					
34					
36					
38					
40					
42					
44	0.8		100	Brown to Dark Brown, medium to large SAND with coarse Gravel. Very moist. No odor, no staining.	
46					Bentonite-grout Slurry; Bentonite; Gravel Pack; Bedrock; Well Screen; PVC Riser
48					
50	0	35/5", 50/5"		Dark Brown medium to large SAND. No odor, no staining.	GRAB SOIL SAMPLE TE-MW-2-22 (55') COMPOSITE SOIL SAMPLE TE-MW-2-22 (50-55')
52					
54					
56				E.O.B @ 56 ft-bg. Comments: Well is PVC with 2-inch diameter, 10-foot of screen	

WELL CONSTRUCTION LOG



SOIL BORING LOG

DATE: 8/27/02 DRAWN BY: RN
SCALE: NTS APP'D BY:
FILE NAME: H:\geo\sections\environ\ESA\Final\CQ028

STV Incorporated
225 Park Avenue South
NEW YORK, NY 10003

BORING #: TE-MW-2-22S

PROJECT ID:	CQ028-Existing Rail Yard		
LOCATION:	ESA Queens Alignment, Existing Rail Yard, East of Honeywell St. Bridge	STV PROJECT NO.:	10730
DRILLER:	Guy Cabral and Bernabe Cruz - ADT	GEOLOGIST:	R. Naroznik, M. Hagerty
DRILLING METHOD:	Hollow stem auger and mud rotary drill		
SOIL SAMPLING METHOD:	Split spoons	ELEVATION:	At grade.
DATE BORING INSTALLED:	4/3/2		
TOTAL DEPTH:	11.5' Below Grade	DEPTH TO WATER:	1.5 feet below grade (ft-bg).

DEPTH (FT) BELOW SURFACE	PID READING (PPM)	BLOWS PER 6" OF SAMPLE SPECIFIED IF OTHERWISE	REC. (%)	LITHOLOGIC DESCRIPTION	SAMPLE
0	0	Hand augered from 0-4 ft-bg.	100	FILL: Brown SILT/CLAY with coarse Gravel. No odor, no staining.	
2					
4				No samples collected from this interval	
6					
8					
10					
12				E.O.B @ 11.5 ft-bg.	
14					
16					
18					
20					
22					
24					
26					
28				Comments: Well is PVC with 2-inch diameter, 10-foot screen	

WELL CONSTRUCTION LOG

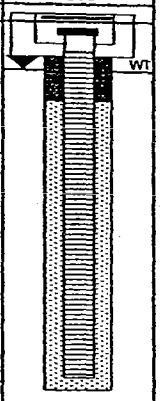

Bentinite-grout Sl

PVC Riser

Well Screen

Gravel Pack

SOIL BORING LOG

DATE:	8/27/02	DRAWN BY:	RN
SCALE:	NTS	APP'D BY:	
FILE NAME:	H:gen\sections\environ\ESA\Final\CQ028		

STV Incorporated
225 Park Avenue South
NEW YORK, NY 10003

BORING #: TE-MW-2-23D

PROJECT ID:	CO028-Existing Rail Yard	STV PROJECT NO.:	10730
LOCATION:	ESA Queens Alignment, Eastern Sidewalk of Honeywell Street		
DRILLER:	Guy Cabral and Bernabe Cruz - ADT	GEOLOGIST:	R. Narozniak, M. Hagerty
DRILLING METHOD:	Hollow stem auger and mud rotary drill		
SOIL SAMPLING METHOD:	Split spoons	ELEVATION:	At grade.
DATE BORING INSTALLED:	4/19/02		
TOTAL DEPTH:	73' Below Grade	DEPTH TO WATER:	17 feet below grade.

DEPTH (FT) BELOW SURFACE	PID READING (PPM)	BLOWS PER 6" OF SAMPLE (SPECIFIED IF OTHERWISE)	REC. (%)	LITHOLOGIC DESCRIPTION	SAMPLE
0		Ground through the concrete Hand augered from 2'-5 ft-bg.		2" Concrete	
2					
4	0		100	3-5' Brown medium SAND No odor, no staining.	GRAB SOIL SAMPLE TE-MW-2-23D (3-5') COMPOSITE SOIL SAMPLE TE-MW-2-23D (0-3.5')
6				No samples collected from this interval	
8					
10					
12					
14					
16					
18					
20					
22					
24					
26					
28					
30	4.2	0 0 0 12	100	Brown coarse SAND with fine Gravel (SP) No odor, no staining.	GRAB SOIL SAMPLE TE-MW-2-23 (31') COMPOSITE SOIL SAMPLE TE-MW-2-23 (29-31')
32					
34					
36					
38					
40					
42					
44					
46					

WELL CONSTRUCTION LOG



SOIL BORING LOG

DATE:	8/27/02	DRAWN BY:	RN
SCALE:	NTS	APP'D BY:	
FILE NAME:	H:\gen\section\environ\ESA\Final\CO028		

STV Incorporated
225 Park Avenue South
NEW YORK, NY 10003

BORING #: TE-MW-2-23D

PROJECT ID:	CO028-Existing Rail Yard	STV PROJECT NO:	10730
LOCATION:	ESA Queens Alignment, Eastern Sidewalk of Honeywell Street		
DRILLER:	Guy Cabral and Bernabe Cruz - ADT	GEOLOGIST:	R. Naroznik, M. Hagerty
DRILLING METHOD:	Hollow stem auger and mud rotary drill		
SOIL SAMPLING METHOD:	Split spoons	ELEVATION:	At grade.
DATE BORING INSTALLED:	4/19/02		
TOTAL DEPTH:	73' Below Grade	DEPTH TO WATER:	17 feet below grade.

DEPTH (FT) BELOW SURFACE	PID READING (PPM)	BLOWS PER 6" OF SAMPLE (SPECIFIED IF DIFFERENT)	REC. (%)	LITHOLOGIC DESCRIPTION	SAMPLE
48					
	50.0	24 30 36 50/2"	100	Olive Gray CLAY, Very Stiff No odor, no staining.	
50					
52					
54	20.0	25/4" 36/4" 48/4" 50/4"	100	Same As Above + fine Gravel	
56					
58					
	27.0	40/4" 47/4" 50/4"	100	Olive Gray CLAY with medium Sand and Gravel No odor, no staining.	
60					
62					
64	27.0	36/3" 31/3" 34/3" 50/3"	100	Dark Brown Silty SAND with Mica, some Gravel No odor, no staining.	GRAB SOIL SAMPLE TE-MW-2-23 (66') COMPOSITE SOIL SAMPLE TE-MW-2-23 (64-66')
66					
68					
		50/2"		Weathered Bedrock	
70					
72					
74				E.O.B @ 73 ft-bg.	Bentonite-grout Slurry Bentonite Gravel Pack Weathered Bedrock Well Screen PVC Riser Bedrock
76					
78					
80				Comments: Well is PVC with 2-inch diameter, 13-foot of screen.	

WELL CONSTRUCTION LOG

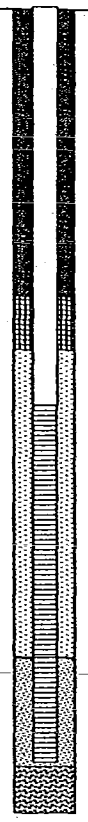

SOIL BORING LOG

DATE: 8/27/02
SCALE: NTS
DRAWN BY: RN
APP'D BY:
FILE NAME: H:\gen\sections\environ\ESA\Final\CO028

STV Incorporated
225 Park Avenue South
NEW YORK, NY 10003

BORING #: TE-MW-2-23S

PROJECT ID:	CQ028-Existing Rail Yard	STV PROJECT NO.:	10730
LOCATION:	ESA Queens Alignment, Eastern Sidewalk of Honeywell Street		
DRILLER:	Guy Cabral and Bernabe Cruz - ADT	GEOLOGIST:	R. Naroznik, M. Hagerty
DRILLING METHOD:	Hollow stem auger and mud rotary drill		
SOIL SAMPLING METHOD:	Split spoons	ELEVATION:	At grade.
DATE BORING INSTALLED:	4/19/02		
TOTAL DEPTH:	73' Below Grade	DEPTH TO WATER:	17 feet below grade.

DEPTH (FT) BELOW SURFACE	PID READING (PPM)	BLOWS PER 6" OF SAMPLE SPECIFIED IF OTHERWISE	REC. (%)	LITHOLOGIC DESCRIPTION	SAMPLE
0		Ground through the concrete Hand augered from 2"-5 ft-bg.		2" Concrete	
2					
4			100	3-5' Brown medium SAND No odor, no staining.	
6				No samples collected from this interval	
8					
10					
12					
14					
16					
18					
20					
22					
24					
26				E.O.B @ 25 ft-bg.	
28					
30					
32					
34				Comments: Well is PVC with 2-inch diameter, 10-foot screen	

WELL CONSTRUCTION LOG

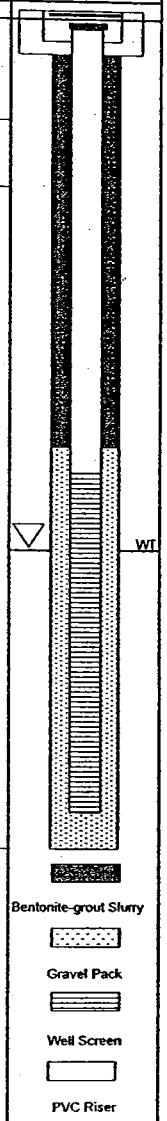

SOIL BORING LOG

DATE:	8/27/02	DRAWN BY:	RN
SCALE:	NTS	APP'D BY:	
FILE NAME:	H:gen/sections/environ/ESA/FinalCQ028		

STV Incorporated
225 Park Avenue South
NEW YORK, NY 10003

BORING #:	**TE-MW-2-24**		
PROJECT ID:	CQ028-Existing Rail Yard	STV PROJECT NO.:	10730
LOCATION:	ESA Queens Alignment, Eastern Sidewalk of Honeywell Street		
DRILLER:	Guy Cabral and Bernabe Cruz - ADT	GEOLOGIST:	R. Naroznik, M. Hagerty
DRILLING METHOD:	Hollow stem auger and mud rotary drill		
SOIL SAMPLING METHOD:	Split spoons	ELEVATION:	At grade.
DATE BORING INSTALLED:	4.24/02		
TOTAL DEPTH:	50' Below Grade	DEPTH TO WATER:	6.5 feet below grade.

DEPTH (FT) BELOW SURFACE	PID READING (PPM)	BLOWS PER 6" OF SAMPLE (SPECIFIED IF OTHERWISE)	REC. (%)	LITHOLOGIC DESCRIPTION	SAMPLE
0	0	Hand augered from 0-4 ft-bg.	100	FILL: Dark Brown medium SAND No odor, no staining.	GRAB SOIL SAMPLE TE-MW-2-24 (4') COMPOSITE SOIL SAMPLE TE-MW-2-24 (0-4')
2					
4				No samples collected from this interval	
6					
8					
10					
12					
14					
16					
18					
20					
22					
24					
26					
28	4.0		100	Redish Brown Silty CLAY No odor, no staining.	GRAB SOIL SAMPLE TE-MW-2-24 (30') COMPOSITE SOIL SAMPLE TE-MW-2-21 (28-30')
30					
32					
34					
36					
38					
40					
42					
44					
46					
48				Same As Above	
50					
52				E.O.B @ 50 ft-bg. Comments: Well is PVC with 2-inch diameter, 10-foot of screen	



SOIL BORING LOG

DATE:	6/27/02	DRAWN BY:	RN
SCALE:	NTS	APP'D BY:	
FILE NAME:	N:\gen\sections\environ\ESA\Final\CQ028		

STV Incorporated
225 Park Avenue South
NEW YORK, NY 10003

BORING #: TE-MW-2-25D

PROJECT ID:	CQ028-Existing Rail Yard	STV PROJECT NO.:	10730
LOCATION:	Audex Property		
DRILLER:	Guy Cabral and Bernabe Cruz - ADT	GEOLOGIST:	R. Nakoznik, M. Hagerty
DRILLING METHOD:	Hollow stem auger and mud rotary drill		
SOIL SAMPLING METHOD:	Split spoons	ELEVATION:	At grade.
DATE BORING INSTALLED:	4/30/02		
TOTAL DEPTH:	45' Below Grade	DEPTH TO WATER:	7.5 feet below grade (ft-bg).

DEPTH (FT) BELOW SURFACE	PID READING (PPM)	BLOWS PER 6" OF SAMPLE SPECIFIED IF OTHERWISE	REC. (%)	LITHOLOGIC DESCRIPTION	SAMPLE
0		Hand augered from 0-4 ft-bg.	100	FILL: Brown medium Silty SAND with coarse Gravel and Cobbles No odor, no staining.	
2					
4					
6					
8					
10					
12					
14					
16					
18					
20					
22					
24					
26					
28	2.6	9 7 14 11	100	Brown medium SAND with Gravel No odor, no staining.	GRAB SOIL SAMPLE TE-MW-2-25 (30') COMPOSITE SOIL SAMPLE TE-MW-2-25 (28-30')
30					
32					
34					
36					
38					
40					
42					
44					
				E.O.B @ 45 ft-bg. Comments: Well is PVC with 2-inch diameter, 10-foot screen	



WELL CONSTRUCTION LOG

SOIL BORING LOG

DATE:	8/27/02	DRAWN BY:	RN
SCALE:	NTS	APP'D BY:	
FILE NAME:	H:gen/sections/environ/ESA/FinalCQ028		

STV Incorporated
225 Park Avenue South
NEW YORK, NY 10003

BORING #: TE-MW-2-25S

PROJECT ID:	CQ028-Existing Rail Yard	STV PROJECT NO.:	10730
LOCATION:	Audex Property		
DRILLER:	Guy Cabral and Bernabe Cruz - ADT	GEOLOGIST:	R. Naroznik, M. Hagerty
DRILLING METHOD:	Hollow stem auger and mud rotary drill		
SOIL SAMPLING METHOD:	Split spoons	ELEVATION:	At grade.
DATE BORING INSTALLED:	5/1/2		
TOTAL DEPTH:	17' Below Grade	DEPTH TO WATER:	7.5 feet below grade (ft-bg).

DEPTH (FT) BELOW SURFACE	PID READING (PPM)	BLOWS PER 6" OF SAMPLE SPECIFIED IF OTHERWISE	REC. (%)	LITHOLOGIC DESCRIPTION	SAMPLE
0		Hand augered from 0-4 ft-bg.		No samples collected from this interval	
2					
4					
6					
	4.2		100	Dark Brown medium SAND with fine Gravel No odor, no staining.	GRAB SOIL SAMPLE TE-MW-2-25 (9') COMPOSITE SOIL SAMPLE TE-MW-2-25 (7-9')
8					
10					
12					
14					
16					
				E.O.B @ 17 ft-bg.	
18					
20					
22					
24					
26					
28					

Comments:
Well is PVC with 2-inch diameter, 10-foot screen

WELL CONSTRUCTION LOG

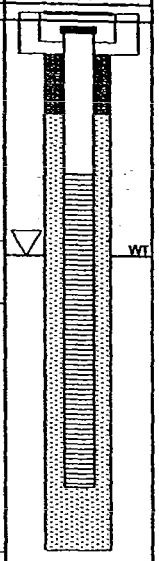

SOIL BORING LOG

DATE:	8/27/02	DRAWN BY:	RN
SCALE:	NTS	APP'D BY:	
FILE NAME:	H:\gen\sections\environ\ESA\Final\CQ028		

STV Incorporated
225 Park Avenue South
NEW YORK, NY 10003

BORING #: TE-MW-2-26D

PROJECT ID:	CQ028-Existing Rail Yard	STV PROJECT NO.:	10730
LOCATION:	ESA Queens Alignment, Adjacent to Proposed Cut-and-Cover East Wall		
DRILLER:	Guy Cabral and Bernabe Cruz - ADT	GEOLOGIST:	R. Naroznik, M. Hagerty
DRILLING METHOD:	Hollow stem auger and mud rotary drill		
SOIL SAMPLING METHOD:	Split spoons	ELEVATION:	At grade.
DATE BORING INSTALLED:	4/15/02		
TOTAL DEPTH:	77' Below Grade	DEPTH TO WATER:	3.5 feet below grade.

DEPTH (FT) BELOW SURFACE	PID READING (PPM)	BLOWS PER 6" OF SAMPLE SPECIFIED IF OTHERWISE	REC. (%)	LITHOLOGIC DESCRIPTION	SAMPLE	WELL CONSTRUCTION LOG
0		Hand Augered From 0-3.5 ft-bg.		FILL: Brown to Dark Brown, fine to medium SAND with some Silt No odor, no staining.		
2	0		100		GRAB SOIL SAMPLE TE-MW-2-26D (3.5') COMPOSITE SOIL SAMPLE TE-MW-2-26D (2-3.5')	WT
4				No samples collected from this interval		
6						
8						
10						
12						
14						
16						
18						
20						
22						
24						
26						
28	7.7		100	Light Brown, medium SAND, some Silt and Mica (GM) No odor, no staining.	GRAB SOIL SAMPLE TE-MW-2-26D (30') COMPOSITE SOIL SAMPLE TE-MW-2-26D (28-30')	
30				No samples collected from this interval		
32						
34						
36						
38						
40						
42						
44						

SOIL BORING LOG

DATE: 8/27/02 DRAWN BY: RN
SCALE: NTS APP'D BY:
FILE NAME: H:\gen\sections\environ\ESA\FinalCQ028

STV Incorporated
225 Park Avenue South
NEW YORK, NY 10003

BORING #:	**TE-MW-2-26D**		
PROJECT ID:	CQ028-Existing Rail Yard	STV PROJECT NO.:	10730
LOCATION:	ESA Queens Alignment, Adjacent to Proposed Cut-and-Cover East Wall		
DRILLER:	Guy Cabral and Bernabe Cruz - ADT	GEOLOGIST:	R. Naroznik, M. Hagerty
DRILLING METHOD:	Hollow stem auger and mud rotary drill		
SOIL SAMPLING METHOD:	Split spoons	ELEVATION:	At grade.
DATE BORING INSTALLED:	4/15/02		
TOTAL DEPTH:	77' Below Grade	DEPTH TO WATER:	3.5 feet below grade.

DEPTH (FT) BELOW SURFACE	PID READING (PPM)	BLOWS PER 6" OF SAMPLE SPECIFIED IF OTHERWISE	REC. (%)	LITHOLOGIC DESCRIPTION	SAMPLE
	9.1	14 33 28	100	Light Brown, medium SAND, some Silt, Mica, and Gravel (SW) No odor, no staining.	
46					
48					
50	8.1	48 11 20 53	100	Same As Above No odor, no staining.	GRAB SOIL SAMPLE TE-MW-2-26D (52') COMPOSITE SOIL SAMPLE TE-MW-2-26D (50-52')
52					
54					
	8	22/5" 50/5"	100	Brown, medium SAND with Mica and fine Gravel No odor, no staining.	
56					
58				No samples collected from this interval	
60					
62					
64					
	14.0	6 5 7 5	100	Greenish Gray CLAY No odor, no staining.	
66					
68					
70	0.0	17 23 25 29	100	Same As Above	
72					
74					
	0			Weathered Bedrock No odor, no staining.	GRAB SOIL SAMPLE TE-MW-2-26D (77') COMPOSITE SOIL SAMPLE TE-MW-2-26D (75-77')
76					
78				E.O.B @ 77 ft-bg.	
80					
82					
84				Comments: Well is PVC with 2-inch diameter, 10-foot of screen.	

WELL CONSTRUCTION LOG

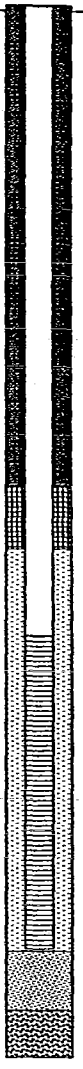

- Bentonite grout Slurry
- Bentonite
- Gravel Pack
- Weathered Bedrock
- Well Screen
- PVC Riser
- Bedrock

SOIL BORING LOG

DATE:	8/27/02	DRAWN BY:	RN
SCALE:	NTS	APP'D BY:	
FILE NAME:	H:\gen\sections\environ\ESA\Final\CQ028		

STV Incorporated
225 Park Avenue South
NEW YORK, NY 10003

BORING #: TE-MW-2-26S

PROJECT ID:	CQ028-Existing Rail Yard	STV PROJECT NO.:	10730
LOCATION:	ESA Queens Alignment, Adjacent to Proposed Cut-and-Cover East Wall		
DRILLER:	Guy Cabral and Bernabe Cruz - ADT	GEOLOGIST:	R. Naroznik, M. Hagerty
DRILLING METHOD:	Hollow stem auger and mud rotary drill		
SOIL SAMPLING METHOD:	Split spoons	ELEVATION:	At grade.
DATE BORING INSTALLED:	4/16/2		
TOTAL DEPTH:	13' Below Grade	DEPTH TO WATER:	3.5 feet below grade (ft-bg).

DEPTH (FT) BELOW SURFACE	PID READING (PPM)	BLOWS PER 6" OF SAMPLE (SPECIFIED IF OTHERWISE)	REC. (%)	LITHOLOGIC DESCRIPTION	SAMPLE
0	0	Hand augered from 0-4 ft-bg.	100	FILL: Brown to Dark Brown, fine to medium SAND with some Silt No odor, no staining.	
2					
4				No samples collected from this interval	
6					
8					
10					
12					
14				E.O.B @ 13 ft-bg.	
16					
18					
20					
22					
24					
26					
28				Comments: Well is PVC with 2-inch diameter, 10-foot screen	

WELL CONSTRUCTION LOG

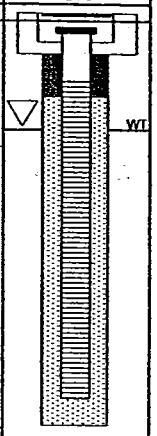

SOIL BORING LOG

DATE:	8/27/02	DRAWN BY:	RN
SCALE:	NTS	APP'D BY:	
FILE NAME:	H:gen/sections/environ/ESA/FinalCQ028		

STV Incorporated
225 Park Avenue South
NEW YORK, NY 10003

BORING #:	**TE-MW-2-28D**		
PROJECT ID:	CQ028-Existing Rail Yard	STV PROJECT NO.:	10730
LOCATION:	ESA Queens Alignment, Adjacent to Proposed Cut-and-Cover East Wall		
DRILLER:	Guy Cabral and Bernabe Cruz - ADT	GEOLOGIST:	R. Naroznik, M. Hagerty
DRILLING METHOD:	Hollow stem auger and mud rotary drill		
SOIL SAMPLING METHOD:	Split spoons	ELEVATION:	At grade.
DATE BORING INSTALLED:	4/11/02		
TOTAL DEPTH:	93' Below Grade	DEPTH TO WATER:	3.0 feet below grade.

DEPTH (FT) BELOW SURFACE	PID READING (PPM)	BLOWS PER 6" OF SAMPLE SPECIFIED IF OTHERWISE	REC. (%)	LITHOLOGIC DESCRIPTION	SAMPLE	WELL CONSTRUCTION LOG
0	0	Hand Augered From 0-3 ft-bg.	100	FILL: Black to Dark Brown, coarse SAND, some fine Gravel, Coal and Black Organic Material. No odor, no staining.	GRAB SOIL SAMPLE TE-MW-2-28 (3') COMPOSITE SOIL SAMPLE TE-MW-2-28 (0-3')	WT
2						
				No samples collected from this interval		
4						
6						
8						
10						
12						
14						
16						
18						
20						
22						
24						
26						
28	20		100	Dark Brown coarse SAND with Mica and Gravel (SP) Moist. No odor, no staining.	GRAB SOIL SAMPLE TE-MW-2-28 (32') COMPOSITE SOIL SAMPLE TE-MW-2-28 (28-32')	
30						
32				No samples collected from this interval		
34						
36						
38						
40						
42						
44						
46						

SOIL BORING LOG

DATE: 8/27/02 DRAWN BY: RN
SCALE: NTS APP'D BY:
FILE NAME: H:gen\sections\environ\ESA\Final\CQ028

STV Incorporated
225 Park Avenue South
NEW YORK, NY 10003

BORING #: TE-MW-2-28D

PROJECT ID:	CQ028-Existing Rail Yard	STV PROJECT NO.:	10730
LOCATION:	ESA Queens Alignment, Adjacent to Proposed Cut-and-Cover East Wall		
DRILLER:	Guy Cabral and Bernabe Cruz - ADT	GEOLOGIST:	R. Narozniik, M. Hagerty
DRILLING METHOD:	Hollow stem auger and mud rotary drill		
SOIL SAMPLING METHOD:	Split spoons	ELEVATION:	At grade.
DATE BORING INSTALLED:	4/11/02		
TOTAL DEPTH:	93' Below Grade	DEPTH TO WATER:	3.0 feet below grade.

DEPTH (FT) BELOW SURFACE	PID READING (PPM)	BLOWS PER 6" OF SAMPLE SPECIFIED IF OTHERWISE	REC. (%)	LITHOLOGIC DESCRIPTION	SAMPLE
48					
50	34.0	13 18 22 21	100	Brown, medium SAND, some Silt and Mica (SW) No odor, no staining.	
52				No samples collected from this interval	
54					
56					
58					
60					
62					
64					
66	41.1		100	Olive Gray medium SAND with Silt, some Gravel and Mica. No odor, no staining.	GRAB SOIL SAMPLE TE-MW-2-28 (67') COMPOSITE SOIL SAMPLE TE-MW-2-28 (65-67')
68					
70					
72					
74					
76					
78					
80					
82					
84					
86					
88					
90					
92					
94				E.O.B @ 93 ft-bgs. Comments: Well is PVC with 2-inch diameter, 13-foot of screen	

WELL CONSTRUCTION LOG



Bentonite-grout Slurry
Bentonite
Gravel pack
Bedrock
Well Screen
PVC Riser

SOIL BORING LOG

DATE:	8/27/02	DRAWN BY:	RN
SCALE:	NTS	APP'D BY:	
FILE NAME:		H:\gen\sections\environ\ESA\Final\CQ028	

STV Incorporated
225 Park Avenue South
NEW YORK, NY 10003

BORING #: TE-MW-2-28S

PROJECT ID:	CQ028-Existing Rail Yard	STV PROJECT NO.:	10730
LOCATION:	ESA Queens Alignment, Adjacent to Proposed Cut-and-Cover East Wall		
DRILLER:	Guy Cabral and Bernabe Cruz - ADT	GEOLOGIST:	R. Naroznik, M. Hagerty
DRILLING METHOD:	Hollow stem auger and mud rotary drill		
SOIL SAMPLING METHOD:	Split spoons	ELEVATION:	At grade.
DATE BORING INSTALLED:	4/9/2		
TOTAL DEPTH:	13' Below Grade	DEPTH TO WATER:	3.0 feet below grade (ft-bg).

DEPTH (FT) BELOW SURFACE	PID READING (PPM)	BLOWS PER 6" OF SAMPLE SPECIFIED IF OTHERWISE	REC. (%)	LITHOLOGIC DESCRIPTION	SAMPLE	WELL CONSTRUCTION LOG
0		Hand augered from 0-4 ft-bg.		FILL: Black to Dark Brown coarse SAND, some fine Gravel, Coal and Black Organic Material. No odor, no staining.		
2						WT
4				No samples collected from this interval		
6						
8						
10						
12						
14				E.O.B @ 13 ft-bg.		
16						
18						Bentinite-grout Slurry
20						PVC Riser
22						Well Screen
24						Gravel Pack
26						
28				Comments: Well is PVC with 2-inch diameter, 10-foot screen		

SOIL BORING LOG

DATE:	8/27/02	DRAWN BY:	RN
SCALE:	NTS	APP'D BY:	
FILE NAME:	H:gen/sections/environ/ESA/Final/CQ028		

STV Incorporated
225 Park Avenue South
NEW YORK, NY 10003

BORING #: TE-MW-2-29

PROJECT ID:	CQ028-Existing Rail Yard	STV PROJECT NO.:	10730
LOCATION:	ESA Queens Alignment, Existing Rail Yard, West of Honeywell St. Bridge		
DRILLER:	Guy Cabral and Bernabe Cruz - ADT	GEOLOGIST:	R. Narozniak, M. Hagerty
DRILLING METHOD:	Hollow stem auger, mud rotary drill, and core drill		
SOIL SAMPLING METHOD:	Split spoons	ELEVATION:	At grade.
DATE BORING INSTALLED:	4/4/02		
TOTAL DEPTH:	41' Below Grade	DEPTH TO WATER:	4.0 feet below grade (ft-bg).

DEPTH (FT) BELOW SURFACE	PID READING (PPM)	BLOWS PER 6" OF SAMPLE SPECIFIED IF OTHERWISE	REC. (%)	LITHOLOGIC DESCRIPTION	SAMPLE
0	8.0	Hand augered from 0-4 ft-bg.	100	FILL: Black to Dark Brown medium to large SAND with Broken Glass, Coal, Black Organic Material and some fine Gravel. No odor, no staining.	GRAB SOIL SAMPLE TE-MW-2-29 (4') COMPOSITE SOIL SAMPLE TE-MW-2-29 (0-4')
2					
4				No samples collected from this interval	
6					
8					
10					
12					
14					
16					
18					
20					
22					
24					
26					
28	21.0	32/5" 38/5" 50/5"	100	Olive Gray medium to large SAND with Silt, fine Gravel No odor, no staining.	GRAB SOIL SAMPLE TE-MW-2-29 (30') COMPOSITE SOIL SAMPLE TE-MW-2-29 (28-30')
30					
32				Bedrock @ 31 ft-bg. Gneiss with vertical foliation Minerals: feldspar, mica, quartz. No odor, no staining.	
34					
36					
38					
40					
42				E.O.B @ 41 ft-bg. Comments: Well is PVC with 2-inch diameter, 20-foot screen	

WELL CONSTRUCTION LOG

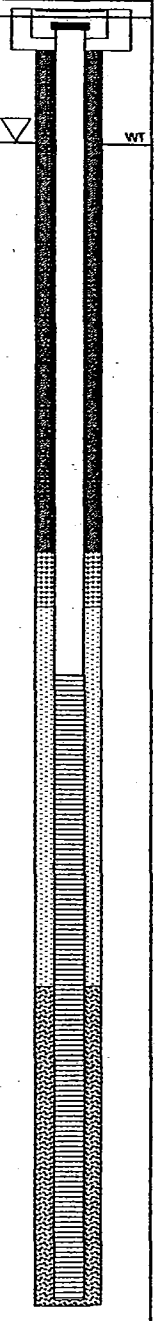

SOIL BORING LOG

DATE:	8/27/02	DRAWN BY:	RN
SCALE:	NTS	APP'D BY:	
FILE NAME:	H:gen\sections\environ\ESA\Final\CQ028		

STV Incorporated
225 Park Avenue South
NEW YORK, NY 10003

BORING #: TE-MW-2-30D

PROJECT ID:	CQ028-Existing Rail Yard	STV PROJECT NO.:	10730
LOCATION:	Audex Property		
DRILLER:	Guy Cabral and Bernabe Cruz - ADT	GEOLOGIST:	R. Narozniak, M. Hagerty
DRILLING METHOD:	Hollow stem auger and mud rotary drill		
SOIL SAMPLING METHOD:	Split spoons	ELEVATION:	At grade.
DATE BORING INSTALLED:	5/2/02		
TOTAL DEPTH:	45' Below Grade	DEPTH TO WATER:	9 feet below grade (ft-bg).

DEPTH (FT) BELOW SURFACE	PID READING (PPM)	BLOWS PER 6" OF SAMPLE SPECIFIED IF OTHERWISE	REC. (%)	LITHOLOGIC DESCRIPTION	SAMPLE
0		Hand augered from 0-4 ft-bg.		FILL: Brown medium Silty SAND with coarse Gravel and Cobbles No odor, no staining.	
2					
4					
6					
8					
10					
12					
14					
16					
18					
20					
22					
24					
26					
28	0.1	36 12 12	100	Olive Gray Silty CLAY No odor, no staining.	GRAB SOIL SAMPLE TE-MW-2-30 (30') COMPOSITE SOIL SAMPLE TE-MW-2-30 (28-30')
30					
32					
34				Same As Above	
36					
38					
40					
42					
44					
46				E.O.B @ 45 ft-bg. Comments: Well is PVC with 2-inch diameter, 10-foot screen	

WELL CONSTRUCTION LOG



SOIL BORING LOG

DATE:	8/27/02	DRAWN BY:	RN
SCALE:	NTS	APP'D BY:	
FILE NAME:	H:\gen\sections\environ\ESA\Final\CQ028		

STV Incorporated
225 Park Avenue South
NEW YORK, NY 10003

BORING #: TE-MW-2-30S

PROJECT ID:	CQ028-Existing Rail Yard	STV PROJECT NO.:	10730
LOCATION:	Audex Property		
DRILLER:	Guy Cabral and Bernabe Cruz - ADT	GEOLOGIST:	R. Naroznik, M. Hagerty
DRILLING METHOD:	Hollow stem auger and mud rotary drill		
SOIL SAMPLING METHOD:	Split spoons	ELEVATION:	At grade.
DATE BORING INSTALLED:	5/3/2		
TOTAL DEPTH:	17' Below Grade	DEPTH TO WATER:	8.5 feet below grade (ft-bg).

DEPTH (FT) BELOW SURFACE	PID READING (PPM)	BLOWS PER 6" OF SAMPLE SPECIFIED IF OTHERWISE	REC. (%)	LITHOLOGIC DESCRIPTION	SAMPLE	WELL CONSTRUCTION LOG
0		Hand augered from 0-4 ft-bg.		No samples collected from this interval		
2						
4						
6						
8	0		100	Brown medium SAND with Black PEAT No odor, no staining.	GRAB SOIL SAMPLE TE-MW-2-30 (9') COMPOSITE SOIL SAMPLE TE-MW-2-30 (7-9')	WT
10						
12						
14						
16						
18				E.O.B @ 17 ft-bg.		
20						Bentonite-grout Slurry
22						PVC Riser
24						Well Screen
26						Gravel Pack
28				Comments: Well is PVC with 2-inch diameter, 10-foot screen		

SOIL BORING LOG

DATE:	8/27/02	DRAWN BY:	RN
SCALE:	NTS	APP'D BY:	
FILE NAME:	H:\gen\sections\environ\ESA\Final\CQ028		

STV Incorporated
225 Park Avenue South
NEW YORK, NY 10003