Environmental Assessment & Remediations
A LaBella Company

August 31, 2026

Kyle Forster
Environmental Engineer
Division of Environmental Remediation
New York State Department of Environmental Conservation
625 Broadway
Albany, New York 12233

RE: Former Cleaners Products Supply, 50-45 Barnett Avenue, Sunnyside, Site No. 241123 — Soil Vapor Sampling Summary

Dear Mr. Forster:

This letter summarizes field activities conducted by Environmental Assessment & Remediations, A LaBella Company (EAR) at the above referenced site. The scope of work included three rounds of soil vapor sample collection from offsite soil vapor monitoring points (SVMPs) for analysis of volatile organic compounds (VOCs) via EPA Method TO-15. Sampling was conducted in accordance with New York Department of Health's *Guidance for Evaluating Soil Vapor Intrusion in the State of New York* (October 2006) ("NYSDOH guidance document"). A site location map and a site map have been provided in Figures 1 and 2, respectively.

Soil Vapor Sampling, May 2025
Soil vapor sampling was conducted between May 23 and May 27, 2025. Samples were collected from four existing SVMPs: SVMP-101 through SVMP-104. Sample collection from SVMP-105 and SVMP-106 was requested by NYSDEC, but the locations could not be found and appeared to be destroyed during sidewalk replacement activities conducted by others. As outlined in SVMP construction information provided by NYSDEC, SVMP-101 through SVMP-106 were installed by others to approximately eight feet below grade (bg) and included a six-inch screen section installed at the bottom of each boring. Depth to water at the site varies from approximately 22 feet bg at MW-3 to 10 feet bg at MW-5. Groundwater elevation (NAVD88) is approximately 28 feet.

Samples were obtained using 0.177-inch by 0.25-inch diameter polyethylene (PE) tubing. At each location sampled, a polycarbonate test chamber was used to create an enclosed atmosphere around the sample point and was installed on plastic sheeting to provide a clean surface for test chamber installation. Sample tubing was introduced into the test chamber by inserting it through the center of the plastic sheet. Natural modeling clay was used to seal the test chamber in multiple locations, including contact points at the plastic sheeting to grade, the test chamber to the plastic sheeting, the sample tubing entry and exit points through the plastic sheeting, and the sample tubing exit point through the test chamber. Utilizing ports installed on the test chamber, a tracer gas (helium) was introduced into the test chamber to a minimum concentration of 50% prior to sampling. Once the concentration of helium had been established, the ports were closed, and the test chamber

was checked for leaks using a multi-gas detector (Dielectric, MGD-2002 Multi-Gas Leak Detector).

Prior to sample collection, a minimum of three volumes of air were purged from sample tubing utilizing a Gilian, GilAir Plus air sampling pump, calibrated to maintain a flow rate of no greater than 0.2 liters per minute. The air sampling pump was calibrated prior to use using a BIOS, Defender 510 flow calibrator. A calibrated photo-ionization detector (PID) (RAE Systems, ppbRAE) was used to measure ambient VOC concentrations at each location. PID and helium concentration measurements were also recorded before and after purging each sample point and upon completion of sampling. Sample tubing was then connected to the SUMMA canisters using laboratory provided compression fittings, the canister valve was opened, and sampling commenced.

Soil vapor samples were collected using laboratory provided six-liter SUMMA canisters and flow controller assemblies. Flow controllers were calibrated for two-hour sample duration by the laboratory. A total of four air samples were submitted to Pace Analytical Services (Pace) for analysis of VOCs via EPA Method TO-15. All samples were submitted for standard 30-day turnaround time, with ASP Category A deliverables requested.

Reinstallation of SVMP-105 & SVMP-106
As requested by NYSDEC, missing soil vapor sampling points, SVMP-105 and SVMP-106, were reinstalled by EAR. Prior to installation, appropriate NYCDOT permitting was obtained, 811 mark outs were requested, and private mark outs were conducted. The newly installed locations, SVMP-105R and SVMP-106R, were installed on June 19, 2025 by EAR using hand tools. Down-hole equipment was decontaminated between locations using an Alconox solution wash and distilled water rinse.

Both locations were constructed using a six-inch stainless steel soil vapor implant and 0.177"x0.25" PE tubing. At each location, a two-foot sampling zone was created around the implant using #60-100 mesh glass beads. A hydrated bentonite seal was installed above the glass beads to isolate the sampling zone. Native material was then installed above the bentonite seal. For security, a flush-mount five-inch diameter steel, bolt down manhole was installed at grade within a square concrete pad.

SVMP-105R was installed near the previous location of SVMP-105 to a total depth of eight feet bg. The soil vapor implant was installed at 7.5 to eight feet bg, within a two-foot sampling zone from six to eight feet bg. A hydrated bentonite seal was installed from three to six feet bg, with native backfill installed from grade to three feet bg.

SVMP-106R was installed near the previous location of SVMP-106. Obstructions were encountered in the borehole during installation which prevented advancement to the proposed total depth of eight feet bg. As approved by NYSDEC, SVMP-106R was installed to a total depth of six feet bg. The soil vapor implant was installed at 5.5 to six feet bg, within a two-foot sampling zone at four to six feet bg. A hydrated bentonite seal was installed from two to four feet bg, with native material installed from grade to two feet bg.

Drilling logs for SVMP-105R and SVMP-106R are included in Appendix A.

Soil Vapor Sampling, June/July 2025
An additional round of soil vapor sampling was conducted between June 30 and July 1, 2025. As requested by NYSDEC, the event was conducted while the onsite Air Sparge/Soil Vapor Extraction (AS/SVE) systems were shut down following a minimum 30-day shutdown period. EAR received notification from the NYSDEC that the AS/SVE systems were shut down by others on May 29, 2025. During the event, samples were collected from six SVMPs: SVMP-101 through SVMP-106R. Sample collection was conducted as described previously.

A total of seven air samples (includes one blind duplicate, "SVMP-X," collected from SVMP-105R) were submitted to Pace for analysis of VOCs via EPA Method TO-15. All samples were submitted for standard 30-day turnaround time, with ASP Category A deliverables requested.

Soil Vapor Sampling, February 2026
As requested by NYSDEC, soil vapor sampling was conducted following a minimum 30-day continuous operation period of the AS/SVE systems. NYSDEC notified EAR that continuous operation of the AS/SVE systems resumed on December 22, 2025, following repair of mechanical problems. Sampling was conducted by EAR on February 18, 2026. As requested by NYSDEC, samples were collected from three SVMPs to the south of the site: SVMP-101 through SVMP-103. Sample collection was conducted as described previously.

A total of four air samples (includes one blind duplicate, "SVMP-X," collected from SVMP-102) were submitted to Pace for analysis of VOCs via EPA Method TO-15. All samples were submitted for standard 30-day turnaround time, with ASP Category A deliverables requested.

Sampling Results
May 2025
Soil vapor analytical results from May 2025 are presented in Table 1. Multiple analytes were detected at concentrations above their respective laboratory reporting limits. PCE was detected in all samples collected and results ranged from 3.13 µg/m^3 (SVMP-102) to 533 µg/m^3 (SVMP-101). Analytical results for select contaminants of concern have been posted to a site map and included in Figure 3.

As discussed previously, helium tracer gas was used at the time of sampling; as outlined in the NYSDOH guidance document (section 2.7.5). Field-measured helium concentrations recorded from the sample tubing before and after sample collection were reported at 0 percent; below the NYSDOH guidance value of 10 percent. Recorded field data, including PID readings and helium concentrations, have been tabulated and are included in Table 2. Field sheets from this sampling event are included in Appendix B.

A LaBella Company

June/July 2025
Analytical results from June/July 2025 are presented in Table 3. Multiple analytes were detected at concentrations above their respective laboratory reporting limits. PCE was detected in all samples collected and results ranged from 28.4 µg/m^3 (SVMP-106R) to 1,180 µg/m^3 (SVMP-101). Analytical results for select contaminants of concern have been posted to a site map and included in Figure 4. A blind duplicate comparison is summarized in Table 4.

Field-measured helium concentrations from the sample tubing before and after sample collection were reported at 0 percent; below the NYSDOH guidance value of 10 percent. Recorded field data is included in Table 5. Field sheets are included in Appendix B.

February 2026
Laboratory results from February 2026 are shown in Table 6. Multiple analytes were detected at concentrations above their respective laboratory reporting limits. PCE was detected in all samples and results ranged from 3.2 µg/m^3 (SVMP-102) to 133 µg/m^3 (SVMP-101). Results for select contaminants of concern have been posted to a site map and included in Figure 5. A blind duplicate comparison is summarized in Table 7.

Helium concentrations measured in the field from sample tubing before and after sample collection were reported at 0 percent; below the NYSDOH guidance value of 10 percent. Recorded field data is included in Table 8. Field sheets are included in Appendix B.

An analytical summary table including results from events discussed in this report is included in Table 9. Laboratory reports from each sampling event are included in Appendix C.

Should you have any questions regarding the activities or data detailed in this report, please feel free to contact me at (631) 400-1112 or via email at sgoetz@labellapc.com.

Respectfully submitted,

Steve Goetz
Senior Project Manager

A LaBella Company

Tables

Table 1: Soil Gas Analytical Results, May 2025
Table 2: Soil Vapor Sampling Field Data, Total VOCs & Helium Concentrations, May 2025
Table 3: Soil Gas Analytical Results, June/July 2025
Table 4: Relative Percent Difference, June/July 2025
Table 5: Soil Vapor Sampling Field Data, Total VOCs & Helium Concentrations, June/July 2025
Table 6: Soil Gas Analytical Results, February 2026
Table 7: Relative Percent Difference, February 2026
Table 8: Soil Vapor Sampling Field Data, Total VOCs & Helium Concentrations, February 2026
Table 9: Summary of Soil Gas Analytical Results

TABLE 1

Former Cleaners Products Supply
50-45 Barnett Avenue
Sunnyside, NY
NYSDEC Site #241123

Environmental Assessment & Remediations
A LaBella Company

Soil Gas Analytical Results (µg/m ^{3})
Pace Analytical Services
EPA Method TO-15

Location	SVMP-101	SVMP-102	SVMP-103	SVMP-104
Date Collected	05/27/25	05/23/25	05/23/25	05/27/25
Tetrachloroethene	533	3.13	10.1	26.9
Trichloroethylene	6.4	0.2	<0.11	0.08 J
cis-1,2-Dichloroethene	0.48	<0.08	<0.08	<0.08
1,1 Dichloroethane	<0.20	<0.08	<0.08	0.06 J
1,2 Dichlorobenzene	<0.30	<0.12	0.06 J	0.39
1,2 Dichloroethane	0.11 J	0.48	0.19	0.15
1,2 Dichloropropane	<0.23	<0.09	0.07 J	<0.09
1,2,4 Trimethylbenzene	1.45	1.14	0.6	1.86
1,3 Dichlorobenzene	15.3	11.3	7.21	15.8
1,3,5 Trimethylbenzene	0.43	0.44	0.19	0.58
1,4 Dichlorobenzene	<0.30	<0.12	<0.12	0.2
1,4-Dioxane	<0.90	<0.36	<0.36	0.94
2,2,4-Trimethylpentane	0.88 J	2.73	0.72 J	1.75
4-Methyl-2-Pentanone	4.75 J	<2.05	<2.05	2.69
Benzene	0.97	3.48	2.91	2.83
Bromoform	12.6	0.4	66.6	176
Bromomethane	0.23	<0.08	0.29	0.19
Carbon Tetrachloride	0.47	0.46	0.35	0.44
Chlorobenzene	<1.15	<0.46	0.20 J	0.78
Chloroethane	<0.66	<0.26	0.15 J	0.26 J
Chloroform	4.86	0.22	0.93	0.56
Chloromethane	0.75 J	<0.41	0.88	1.04
Cyclohexane	0.44 J	1.15	0.25 J	3.3
Dibromochloromethane	0.45	<0.17	3.17	3.5
Dichlorodifluoromethane	2.04 J	2.14	1.86	2.06
Ethanol	19 J	6.18 J	3.58 J	19
Ethylbenzene	1.44	1.82	0.58	1.66
Freon 113	0.56 J	0.51	0.48	0.54
Freon 114	<0.87	0.11 J	0.12 J	0.11 J
Heptane	0.82 J	0.49 J	0.59 J	2.15
Hexane	1.16 J	1.31	0.98	4.65
m + p Xylene	5.04	3.63	4.95	14.9
Methyl Ethyl Ketone	2.79 J	0.70 J	0.78 J	8.35

TABLE 1

Former Cleaners Products Supply
50-45 Barnett Avenue
Sunnyside, NY
NYSDEC Site #241123

Environmental Assessment & Remediations
A LaBella Company

Soil Gas Analytical Results (µg/m ^{3})
Pace Analytical Services
EPA Method TO-15

Location	SVMP-101	SVMP-102	SVMP-103	SVMP-104
Date Collected	05/27/25	05/23/25	05/23/25	05/27/25
Methylene Chloride	<4.34	0.5 J	0.62 J	0.82 J
Naphthalene	0.37 J	0.25 J	0.33	0.45
o-Xylene	1.64	1.99	0.7	2.01
Styrene	0.42	0.89	0.36	0.62
Tert-Butyl Alcohol	12.3	10.6	1.69	10.1
Toluene	2.95	3.6	4.03	6.22
Trichlorofluoromethane	1.38	1.31	1.18	1.36
Total BTEX	12.04	14.52	13.16	27.62
Total VOCs	635	61	118	315

J - Laboratory estimated value

The chemicals listed below were reported below the LRL:

1,1 Dichloroethene	Bromodichloromethane
1,1,1 Trichloroethane	c 1,3 Dichloropropene
1,1,2 Trichloroethane	Hexachlorobutadiene
1,1,2,2 Tetrachloroethane	MTBE
1,2 Dibromoethane	t 1,3 Dichloropropene
1,2,4 Trichlorobenzene	trans-1,2-Dichloroethene
Benzyl Chloride	Vinyl Chloride

TABLE 2

Former Cleaners Products Supply
50-45 Barnett Avenue
Sunnyside, NY
NYSDEC Site #241123

Environmental Assessment & Remediations
A LaBella Company

Soil Vapor Sampling Field Data
Total VOCs & Helium Concentrations

Location	Date Sampled	Total VOCs[1] (ppm)		Helium Concentration[2] (percent)	
		Before Sample	After Sample	Before Sample	After Sample
SVMP-101	05/27/25	0.0	0.0	0.0	0.0
SVMP-102	05/23/25	0.0	0.0	0.0	0.0
SVMP-103	05/23/25	0.0	0.0	0.0	0.0
SVMP-104	05/27/25	0.0	0.0	0.0	0.0

Notes:

[1]Total VOCs were measured in the field using a calibrated Photo-Ionization Detector (PID).

[2]Helium concentrations were measured in the field using a calibrated Dielectric MGD-2002.

TABLE 3

Former Cleaners Products Supply
50-45 Barnett Avenue
Sunnyside, NY
NYSDEC Site #241123

Environmental Assessment & Remediations
A LaBella Company

Soil Gas Analytical Results (µg/m ^{3})
Pace Analytical Services
EPA Method TO-15

Location	SVMP-101	SVMP-102	SVMP-103	SVMP-104	SVMP-105R	SVMP-106R
Date Collected	06/30/25	06/30/25	06/30/25	07/01/25	07/01/25	07/01/25
Tetrachloroethene	1,180	307	49.8	50.9	67.8	28.4
Trichloroethylene	11.3	3.8	0.27	0.15	<0.11	0.22
cis-1,2-Dichloroethene	0.69	0.09	0.12	<0.08	<0.08	<0.08
1,1 Dichloroethane	<0.41	<0.08	0.11	0.09	<0.08	<0.08
1,1,1 Trichloroethane	<0.55	<0.11	<0.11	<0.11	0.36	0.43
1,2 Dichlorobenzene	<0.60	<0.12	0.13	0.25	<0.12	<0.12
1,2 Dichloroethane	0.95	0.87	1.2	0.22	0.14	<0.08
1,2 Dichloropropane	<0.46	<0.09	0.28	<0.09	<0.09	<0.09
1,2,4 Trimethylbenzene	12.9	15	18.1	11.9	10.2	17
1,3 Dichlorobenzene	50.6	59.8	68.5	44.7	35	21.8
1,3,5 Trimethylbenzene	7.03	8.65	10.4	6.24	4.68	6.74
1,4 Dichlorobenzene	<0.60	0.33	0.66	1.24	0.29	0.28
1,4-Dioxane	<1.8	<0.36	0.65	0.54	<0.36	1.1
2,2,4-Trimethylpentane	<4.67	<0.93	<0.93	1.08	2.31	7.71
4-Methyl-2-Pentanone	<10.2	<2.05	7.83	6.11	<2.05	<2.05
Benzene	5.56	0.36	24.9	3.83	0.81	6.8
Bromodichloromethane	<0.67	<0.13	0.88	0.19	<0.13	0.64
Bromoform	188	9.55	850	365	0.36	<0.21
Bromomethane	0.87	<0.08	2.66	0.38	<0.08	<0.08
Carbon Tetrachloride	<0.63	1.38	0.45	0.44	0.2	0.19
Chlorobenzene	<2.3	<0.46	1.81	4.88	<0.46	<0.46
Chloroethane	<1.32	<0.26	0.43	<0.26	<0.26	<0.26
Chloroform	5.47	2.78	2.22	1.31	0.76	14.4
Chloromethane	<2.07	<0.41	2.46	1.25	<0.41	<0.41
Cyclohexane	<3.44	<0.69	1.23	<0.69	1.09	2.17
Dibromochloromethane	0.9	<0.17	3.79	0.72	<0.17	<0.17
Dichlorodifluoromethane	<4.94	2.39	2.41	2.35	2.77	3.3
Ethanol	<47.1	<9.42	11.1	<9.42	<9.42	82.3
Ethylbenzene	6.56	7.91	9.34	3.33	4.39	7.6
Freon 113	<1.92	0.55	0.56	0.53	0.71	1.03
Heptane	<4.1	<0.82	3.11	1.34	<0.82	1.76
Hexane	<3.52	2.47	4.83	2.01	2.62	2.95
m + p Xylene	15.9	19.1	33.4	8.99	12.9	56.9
Methyl Ethyl Ketone	<7.37	<1.47	30.7	6.67	1.55	6.69
Methylene Chloride	<8.69	<1.74	1.87	<1.74	<1.74	<1.74
Naphthalene	<1.31	1.43	2.38	1.73	1.49	2.63
o-Xylene	14.6	17.4	19.4	8.34	8.38	12.6
Styrene	4.9	6.64	6.51	2.86	4.24	7.62
Tert-Butyl Alcohol	15.2	7.94	19.3	11.4	10.9	17.6
Toluene	5.5	4.15	15.1	4.48	5.46	41.8
Trichlorofluoromethane	<1.4	1.37	1.34	1.3	2.04	3.49
Total BTEX	48.12	48.92	102.14	28.97	31.94	125.7
Total VOCs	1,527	481	1,297	557	181	356

The chemicals listed below were reported below the LRL:

1,1 Dichloroethene
1,1,2 Trichloroethane
1,1,2,2 Tetrachloroethane
1,2 Dibromoethane
1,2,4 Trichlorobenzene
Benzyl Chloride
c 1,3 Dichloropropene
Freon 114
Hexachlorobutadiene
MTBE
t 1,3 Dichloropropene
trans-1,2-Dichloroethene
Vinyl Chloride

TABLE 4

Former Cleaners Products Supply
50-45 Barnett Avenue
Sunnyside, NY
NYSDEC Site #241123

Environmental Assessment & Remediations
A LaBella Company

Soil Gas Analytical Results (µg/m ^{3}): July 1, 2025
Blind Duplicate Relative Percent Difference
Pace Analytical Services
EPA Method TO-15

Location		Date Collected	1,1,1 Trichloroethane	1,2 Dichloroethane	1,2,4 Trimethylbenzene	1,3 Dichlorobenzene	1,3,5 Trimethylbenzene	1,4 Dichlorobenzene	2,2,4-Trimethylpentane	Benzene	Bromoform	Carbon Tetrachloride	Chloroform	Cyclohexane	Dichlorodifluoromethane	Ethylbenzene	Freon 113	Hexane	m + p Xylene	Methyl Ethyl Ketone	Naphthalene	o-Xylene	Styrene	Tert-Butyl Alcohol	Tetrachloroethene	Toluene	Trichlorofluoromethane
Original Sample	SVMP-105R	07/01/25	0.36	0.14	10.2	35	4.68	0.29	2.31	0.81	0.36	0.2	0.76	1.09	2.77	4.39	0.71	2.62	12.9	1.55	1.49	8.38	4.24	10.9	67.8	5.46	2.04
Blind Duplicate	SVMP-X	07/01/25	0.34	0.13	9.64	32.7	4.33	0.27	2.2	0.8	<0.21	0.19	0.73	1.16	2.74	4.23	0.7	2.97	12.7	<1.47	1.48	7.86	4.34	9.61	68.5	5.39	2.03
Relative Percent Difference			5.7%	7.4%	5.6%	6.8%	7.8%	7.1%	4.9%	1.2%	-	5.1%	4.0%	6.2%	1.1%	3.7%	1.4%	12.5%	1.6%	-	0.7%	6.4%	2.3%	12.6%	1.0%	1.3%	0.5%

Note:
Analytes not included above were reported below laboratory reporting limits.

TABLE 5

Former Cleaners Products Supply
50-45 Barnett Avenue
Sunnyside, NY
NYSDEC Site #241123

Environmental Assessment & Remediations
A LaBella Company

Soil Vapor Sampling Field Data
Total VOCs & Helium Concentrations

Location	Date Sampled	Total VOCs[1] (ppm)		Helium Concentration[2] (percent)	
		Before Sample	After Sample	Before Sample	After Sample
SVMP-101	06/30/25	0.0	0.0	0.0	0.0
SVMP-102	06/30/25	0.0	0.0	0.0	0.0
SVMP-103	06/30/25	0.0	0.0	0.0	0.0
SVMP-104	07/01/25	0.0	0.0	0.0	0.0
SVMP-105R	07/01/25	0.0	0.0	0.0	0.0
SVMP-106R	07/01/25	0.0	0.0	0.0	0.0

Notes:

[1]Total VOCs were measured in the field using a calibrated Photo-Ionization Detector (PID).

[2]Helium concentrations were measured in the field using a calibrated Dielectric MGD-2002.

TABLE 6

Former Cleaners Products Supply
50-45 Barnett Avenue
Sunnyside, NY
NYSDEC Site #241123

Environmental Assessment & Remediations
A LaBella Company

Soil Gas Analytical Results (µg/m ^{3})
Pace Analytical Services
EPA Method TO-15

Location	SVMP-101	SVMP-102	SVMP-103
Date Collected	02/18/26	02/18/26	02/18/26
Tetrachloroethene	133	3.2	3.61
Trichloroethylene	0.75	0.19	<0.11
cis-1,2-Dichloroethene	<0.08	<0.08	<0.08
1,1 Dichloroethene	0.39	<0.08	<0.08
1,2 Dichloroethane	0.08	<0.08	0.45
1,2,4 Trimethylbenzene	0.67	0.61	0.56
1,3,5 Trimethylbenzene	0.15	0.15	0.14
1,4-Dioxane	<0.36	<0.36	2.58
2,2,4-Trimethylpentane	<0.93	1.74	1.67
Benzene	1.47	1.03	2.38
Bromomethane	0.1	<0.08	<0.08
Carbon Tetrachloride	0.33	0.43	0.37
Chloroform	0.4	0.26	0.45
Chloromethane	0.72	<0.41	2.27
Dichlorodifluoromethane	2.32	2.25	2.19
Ethanol	37.5	<9.42	<9.42
Ethylbenzene	0.62	0.58	0.6
Freon 113	0.48	0.48	0.47
Heptane	0.86	0.84	1.18
Hexane	0.74	2.14	2.04
m + p Xylene	2.61	2.3	1.91
Methyl Ethyl Ketone	2.89	<1.47	2.73
o-Xylene	1.22	<0.09	0.89
Styrene	0.31	0.2	0.2
Toluene	3.61	3.06	3.37
Trichlorofluoromethane	1.1	1.1	1.03
Total BTEX	9.53	6.97	9.15
Total VOCs	192	21	31

The chemicals listed below were reported below the LRL:

1,1 Dichloroethane	1,3 Dichlorobenzene	Chloroethane	Naphthalene
1,1,1 Trichloroethane	1,4 Dichlorobenzene	cis-1,2-Dichloroethene	t 1,3 Dichloropropene
1,1,2 Trichloroethane	4-Methyl-2-Pentanone	Cyclohexane	Tert-Butyl Alcohol
1,1,2,2 Tetrachloroethane	Benzyl Chloride	Dibromochloromethane	trans-1,2-Dichloroethene
1,2 Dibromoethane	Bromodichloromethane	Freon 114	Vinyl Chloride
1,2 Dichlorobenzene	Bromoform	Hexachlorobutadiene	
1,2 Dichloropropane	c 1,3 Dichloropropene	Methylene Chloride	
1,2,4 Trichlorobenzene	Chlorobenzene	MTBE	

TABLE 7

Former Cleaners Products Supply
50-45 Barnett Avenue
Sunnyside, NY
NYSDEC Site #241123

Environmental Assessment & Remediations
A LaBella Company

Soil Gas Analytical Results (µg/m ^{3}): February 18, 2026
Blind Duplicate Relative Percent Difference
Pace Analytical Services
EPA Method TO-15

Location		Date Collected	1,2 Dichloroethane	1,2,4 Trimethylbenzene	1,3,5 Trimethylbenzene	1,4-Dioxane	2,2,4-Trimethylpentane	Benzene	Carbon Tetrachloride	Chloroform	Dichlorodifluoromethane	Ethylbenzene	Freon 113	Heptane	Hexane	m + p Xylene	Methyl Ethyl Ketone	o-Xylene	Styrene	Tetrachloroethene	Toluene	Trichloroethylene	Trichlorofluoromethane
Original Sample	SVMP-102	02/18/26	<0.08	0.61	0.15	<0.36	1.74	1.03	0.43	0.26	2.25	0.58	0.48	0.84	2.14	2.3	<1.47	<0.09	0.2	3.2	3.06	0.19	1.1
Blind Duplicate	SVMP-X	02/18/26	0.09	0.65	0.19	0.63	1.75	3.32	0.42	0.17	2.24	1.03	0.48	1.02	1.66	2.69	2.21	1.21	0.26	1.57	3.84	0.23	1.09
Relative Percent Difference			-	6.3%	23.5%	-	0.6%	105.3%	2.4%	41.9%	0.4%	55.9%	0.0%	19.4%	25.3%	15.6%	-	-	26.1%	68.3%	22.6%	19.0%	0.9%

Note:
Analytes not included above were reported below laboratory reporting limits.

TABLE 8

Former Cleaners Products Supply
50-45 Barnett Avenue
Sunnyside, NY
NYSDEC Site #241123

Environmental Assessment & Remediations
A LaBella Company

Soil Vapor Sampling Field Data
Total VOCs & Helium Concentrations

Location	Date Sampled	Total VOCs[1] (ppm)		Helium Concentration[2] (percent)	
		Before Sample	After Sample	Before Sample	After Sample
SVMP-101	02/18/26	0.0	0.0	0.0	0.0
SVMP-102	02/18/26	0.0	0.0	0.0	0.0
SVMP-103	02/18/26	0.0	0.0	0.0	0.0

Notes:
[1]Total VOCs were measured in the field using a calibrated Photo-Ionization Detector (PID).
[2]Helium concentrations were measured in the field using a calibrated Dielectric MGD-2002.

TABLE 9

Former Cleaners Products Supply
50-45 Barnett Avenue
Sunnyside, NY
NYSDEC Site #241123

Environmental Assessment & Remediations
A LaBella Company

Soil Gas Analytical Results (µg/m^3)
Pace Analytical Services
EPA Method TO-15

Location	SVMP-101			SVMP-102			SVMP-103			SVMP-104		SVMP-105R	SVMP-106R
Date_Collected	05/27/25	06/30/25	02/18/26	05/23/25	06/30/25	02/18/26	05/23/25	06/30/25	02/18/26	05/27/25	07/01/25	07/01/25	07/01/25
SVE Operating Status	Operating	Not Operating	Operating	Operating	Not Operating	Operating	Operating	Not Operating	Operating	Operating	Not Operating	Not Operating	Not Operating
Tetrachloroethene	533	1,180	133	3.13	307	3.2	10.1	49.8	3.61	26.9	50.9	67.8	28.4
Trichloroethylene	6.4	11.3	0.75	0.2	3.8	0.19	<0.11	0.27	<0.11	0.08 J	0.15	<0.11	0.22
cis-1,2-Dichloroethene	0.48	0.69	<0.08	<0.08	0.09	<0.08	<0.08	0.12	<0.08	<0.08	<0.08	<0.08	<0.08
1,1 Dichloroethane	<0.20	<0.41	<0.08	<0.08	<0.08	<0.08	<0.08	0.11	<0.08	0.06 J	0.09	<0.08	<0.08
1,1 Dichloroethene	<0.20	<0.40	0.39	<0.08	<0.08	<0.08	<0.08	<0.08	<0.08	<0.08	<0.08	<0.08	<0.08
1,1,1 Trichloroethane	<0.27	<0.55	<0.11	<0.11	<0.11	<0.11	<0.11	<0.11	<0.11	<0.11	<0.11	0.36	0.43
1,1,2 Trichloroethane	<0.27	<0.55	<0.11	<0.11	<0.11	<0.11	<0.11	<0.11	<0.11	<0.11	<0.11	<0.11	<0.11
1,1,2,2 Tetrachloroethane	<0.34	<0.69	<0.14	<0.14	<0.14	<0.14	<0.14	<0.14	<0.14	<0.14	<0.14	<0.14	<0.14
1,2 Dibromoethane	<0.38	<0.77	<0.15	<0.15	<0.15	<0.15	<0.15	<0.15	<0.15	<0.15	<0.15	<0.15	<0.15
1,2 Dichlorobenzene	<0.30	<0.60	<0.12	<0.12	<0.12	<0.12	0.06 J	0.13	<0.12	0.39	0.25	<0.12	<0.12
1,2 Dichloroethane	0.11 J	0.95	0.08	0.48	0.87	<0.08	0.19	1.2	0.45	0.15	0.22	0.14	<0.08
1,2 Dichloropropane	<0.23	<0.46	<0.09	<0.09	<0.09	<0.09	0.07 J	0.28	<0.09	<0.09	<0.09	<0.09	<0.09
1,2,4 Trichlorobenzene	<0.93	<1.86	<0.37	<0.37	<0.37	<0.37	<0.37	<0.37	<0.37	<0.37	<0.37	<0.37	<0.37
1,2,4 Trimethylbenzene	1.45	12.9	0.67	1.14	15	0.61	0.6	18.1	0.56	1.86	11.9	10.2	17
1,3 Dichlorobenzene	15.3	50.6	<0.12	11.3	59.8	<0.12	7.21	68.5	<0.12	15.8	44.7	35	21.8
1,3,5 Trimethylbenzene	0.43	7.03	0.15	0.44	8.65	0.15	0.19	10.4	0.14	0.58	6.24	4.68	6.74
1,4 Dichlorobenzene	<0.30	<0.60	<0.12	<0.12	0.33	<0.12	<0.12	0.66	<0.12	0.2	1.24	0.29	0.28
1,4-Dioxane	<0.90	<1.8	<0.36	<0.36	<0.36	<0.36	<0.36	0.65	2.58	0.94	0.54	<0.36	1.1
2,2,4-Trimethylpentane	0.88 J	<4.67	<0.93	2.73	<0.93	1.74	0.72 J	<0.93	1.67	1.75	1.08	2.31	7.71
4-Methyl-2-Pentanone	4.75 J	<10.2	<2.05	<2.05	<2.05	<2.05	<2.05	7.83	<2.05	2.69	6.11	<2.05	<2.05
Benzene	0.97	5.56	1.47	3.48	0.36	1.03	2.91	24.9	2.38	2.83	3.83	0.81	6.8
Benzyl Chloride	<1.29	<2.59	<0.52	<0.52	<0.52	<0.52	<0.52	<0.52	<0.52	<0.52	<0.52	<0.52	<0.52
Bromodichloromethane	<0.34	<0.67	<0.13	<0.13	<0.13	<0.13	<0.13	0.88	<0.13	<0.13	0.19	<0.13	0.64
Bromoform	12.6	188	<0.21	0.4	9.55	<0.21	66.6	850	<0.21	176	365	0.36	<0.21
Bromomethane	0.23	0.87	0.1	<0.08	<0.08	<0.08	0.29	2.66	<0.08	0.19	0.38	<0.08	<0.08
c 1,3 Dichloropropene	<0.23	<0.45	<0.09	<0.09	<0.09	<0.09	<0.09	<0.09	<0.09	<0.09	<0.09	<0.09	<0.09
Carbon Tetrachloride	0.47	<0.63	0.33	0.46	1.38	0.43	0.35	0.45	0.37	0.44	0.44	0.2	0.19
Chlorobenzene	<1.15	<2.3	<0.46	<0.46	<0.46	<0.46	0.20 J	1.81	<0.46	0.78	4.88	<0.46	<0.46
Chloroethane	<0.66	<1.32	<0.26	<0.26	<0.26	<0.26	0.15 J	0.43	<0.26	0.26 J	<0.26	<0.26	<0.26
Chloroform	4.86	5.47	0.4	0.22	2.78	0.26	0.93	2.22	0.45	0.56	1.31	0.76	14.4
Chloromethane	0.75 J	<2.07	0.72	<0.41	<0.41	<0.41	0.88	2.46	2.27	1.04	1.25	<0.41	<0.41
Cyclohexane	0.44 J	<3.44	<0.69	1.15	<0.69	<0.69	0.25 J	1.23	<0.69	3.3	<0.69	1.09	2.17
Dibromochloromethane	0.45	0.9	<0.17	<0.17	<0.17	<0.17	3.17	3.79	<0.17	3.5	0.72	<0.17	<0.17
Dichlorodifluoromethane	2.04 J	<4.94	2.32	2.14	2.39	2.25	1.86	2.41	2.19	2.06	2.35	2.77	3.3
Ethanol	19 J	<47.1	37.5	6.18 J	<9.42	<9.42	3.58 J	11.1	<9.42	19	<9.42	<9.42	82.3
Ethylbenzene	1.44	6.56	0.62	1.82	7.91	0.58	0.58	9.34	0.6	1.66	3.33	4.39	7.6
Freon 113	0.56 J	<1.92	0.48	0.51	0.55	0.48	0.48	0.56	0.47	0.54	0.53	0.71	1.03
Freon 114	<0.87	<1.75	<0.35	0.11 J	<0.35	<0.35	0.12 J	<0.35	<0.35	0.11 J	<0.35	<0.35	<0.35
Heptane	0.82 J	<4.1	0.86	0.49 J	<0.82	0.84	0.59 J	3.11	1.18	2.15	1.34	<0.82	1.76
Hexachlorobutadiene	<1.33	<2.67	<0.53	<0.53	<0.53	<0.53	<0.53	<0.53	<0.53	<0.53	<0.53	<0.53	<0.53
Hexane	1.16 J	<3.52	0.74	1.31	2.47	2.14	0.98	4.83	2.04	4.65	2.01	2.62	2.95
m + p Xylene	5.04	15.9	2.61	3.63	19.1	2.3	4.95	33.4	1.91	14.9	8.99	12.9	56.9
Methyl Ethyl Ketone	2.79 J	<7.37	2.89	0.70 J	<1.47	<1.47	0.78 J	30.7	2.73	8.35	6.67	1.55	6.69
Methylene Chloride	<4.34	<8.69	<1.74	0.5 J	<1.74	<1.74	0.62 J	1.87	<1.74	0.82 J	<1.74	<1.74	<1.74
Naphthalene	0.37 J	<1.31	<0.26	0.25 J	1.43	<0.26	0.33	2.38	<0.26	0.45	1.73	1.49	2.63
o-Xylene	1.64	14.6	1.22	1.99	17.4	<0.09	0.7	19.4	0.89	2.01	8.34	8.38	12.6
Styrene	0.42	4.9	0.31	0.89	6.64	0.2	0.36	6.51	0.2	0.62	2.86	4.24	7.62
t 1,3 Dichloropropene	<0.23	<0.45	<0.09	<0.09	<0.09	<0.09	<0.09	<0.09	<0.09	<0.09	<0.09	<0.09	<0.09
t butylmethylether	<1.8	<3.61	<0.72	<0.72	<0.72	<0.72	<0.72	<0.72	<0.72	<0.72	<0.72	<0.72	<0.72
Tert-Butyl Alcohol	12.3	15.2	<1.52	10.6	7.94	<1.52	1.69	19.3	<1.52	10.1	11.4	10.9	17.6
Toluene	2.95	5.5	3.61	3.6	4.15	3.06	4.03	15.1	3.37	6.22	4.48	5.46	41.8
trans-1,2-Dichloroethene	<0.20	<0.40	<0.08	<0.08	<0.08	<0.08	<0.08	<0.08	<0.08	<0.08	<0.08	<0.08	<0.08
Trichlorofluoromethane	1.38	<1.4	1.1	1.31	1.37	1.1	1.18	1.34	1.03	1.36	1.3	2.04	3.49
Vinyl Chloride	<0.13	<0.26	<0.05	<0.05	<0.05	<0.05	<0.05	<0.05	<0.05	<0.05	<0.05	<0.05	<0.05
Total BTEX	12.04	48.12	9.53	14.52	48.92	6.97	13.16	102.14	9.15	27.62	28.97	31.94	125.7
Total VOCs	635	1,527	192	61	481	21	118	1,297	31	315	557	181	356

J - Laboratory estimated value

A LaBella Company

Figures

Figure 1: Site Location Map
Figure 2: Site Map
Figure 3: Analytical Results Post Map, May 2025
Figure 4: Analytical Results Post Map, June/July 2025
Figure 5: Analytical Results Post Map, February 2026

FIGURE 1

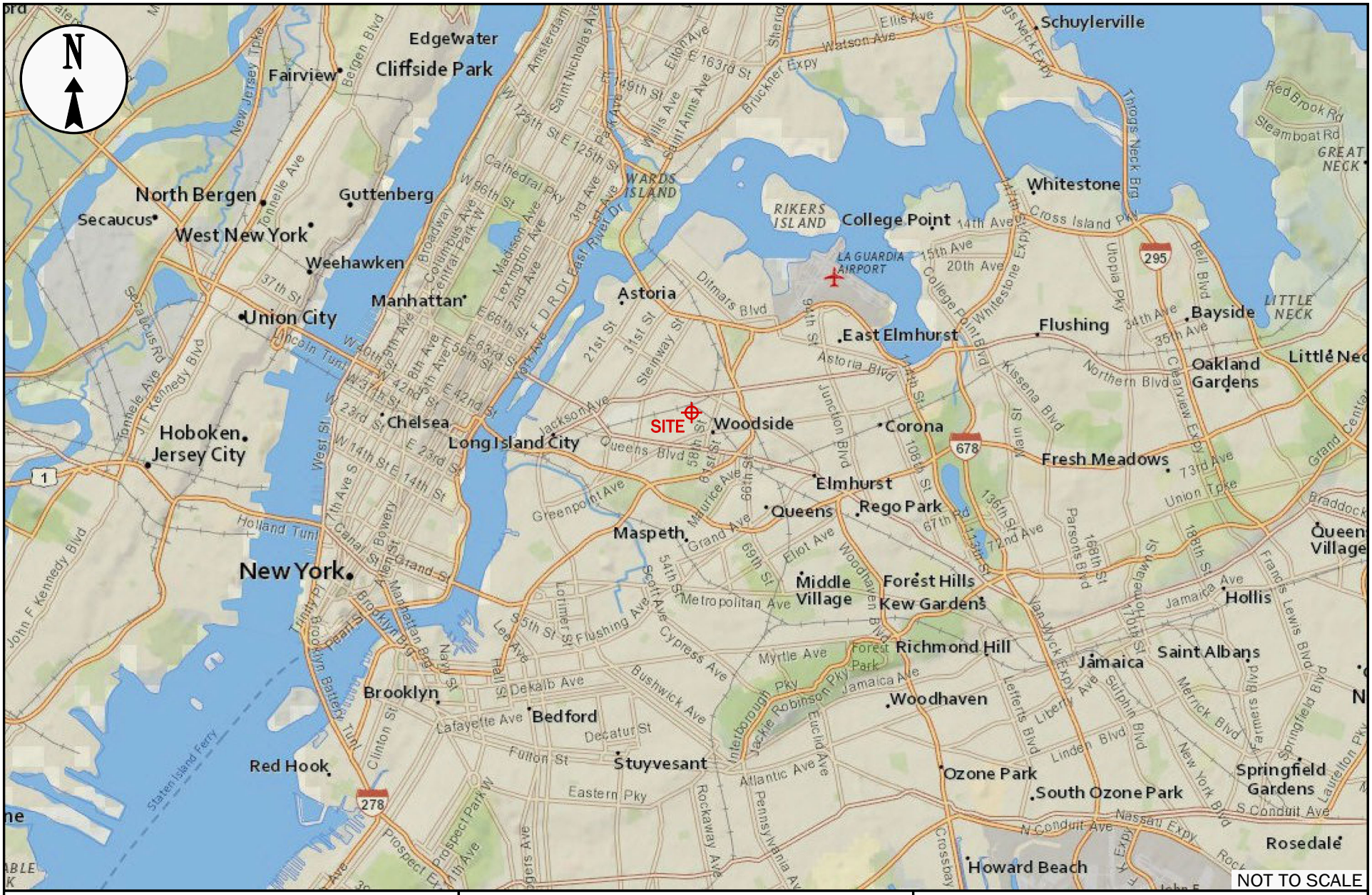

Environmental Assessment & Remediations
A LaBella Company

Site Location Map

Former Cleaners Products Supply
50-45 Barnett Avenue
Sunnyside, NY
NYSDEC Site #241123

FIGURE 2

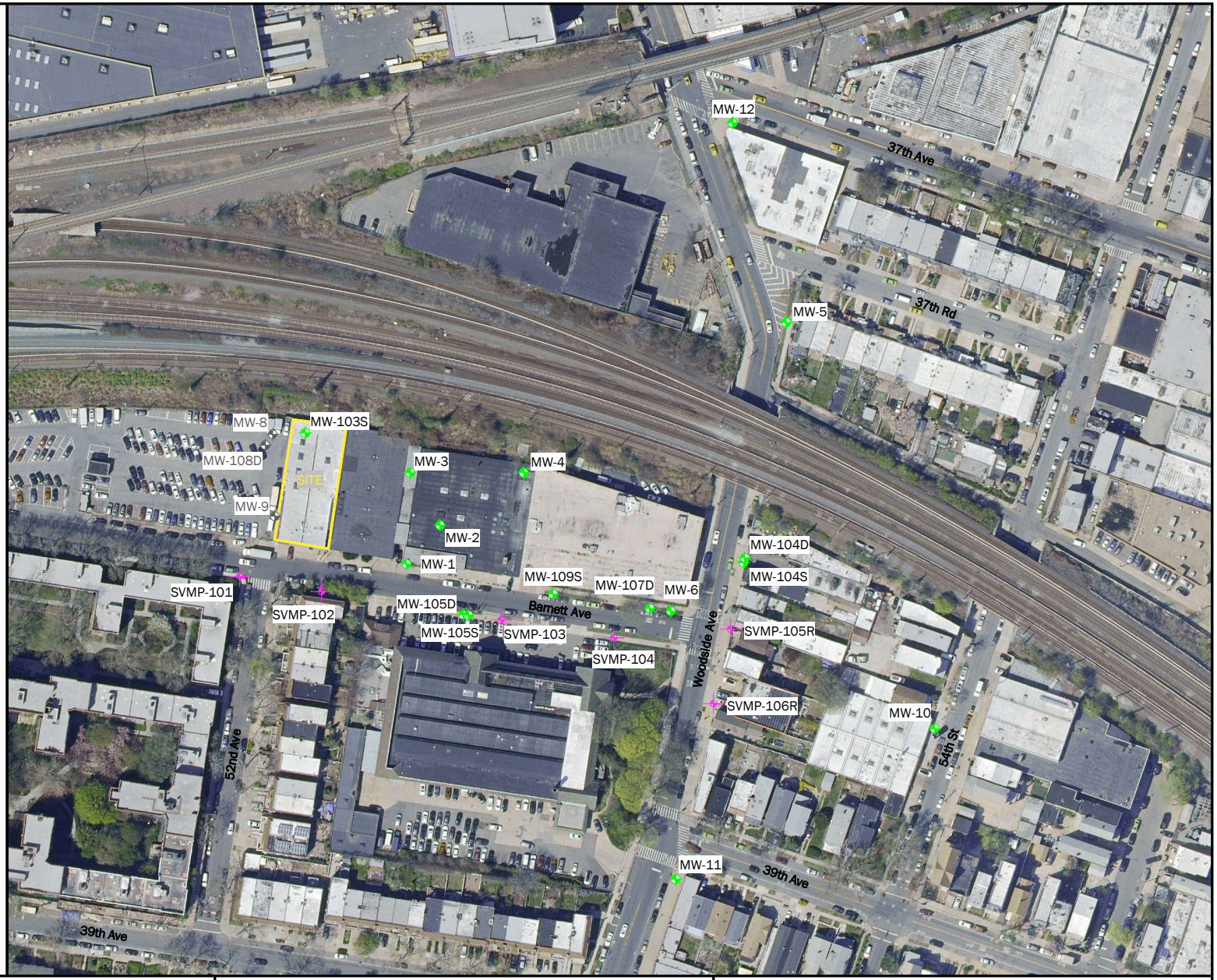

Environmental Assessment & Remediations
A LaBella Company

Site Map

Former Cleaners Products Supply
50-45 Barnett Avenue
Sunnyside, NY
NYSDEC Site #241123

FIGURE 3



Environmental Assessment & Remediations
A LaBella Company

Analytical Results (µg/m³)
Soil Vapor Sampling
May 2025

Former Cleaners Products Supply
50-45 Barnett Avenue
Sunnyside, NY
NYSDEC Site #241123

FIGURE 4

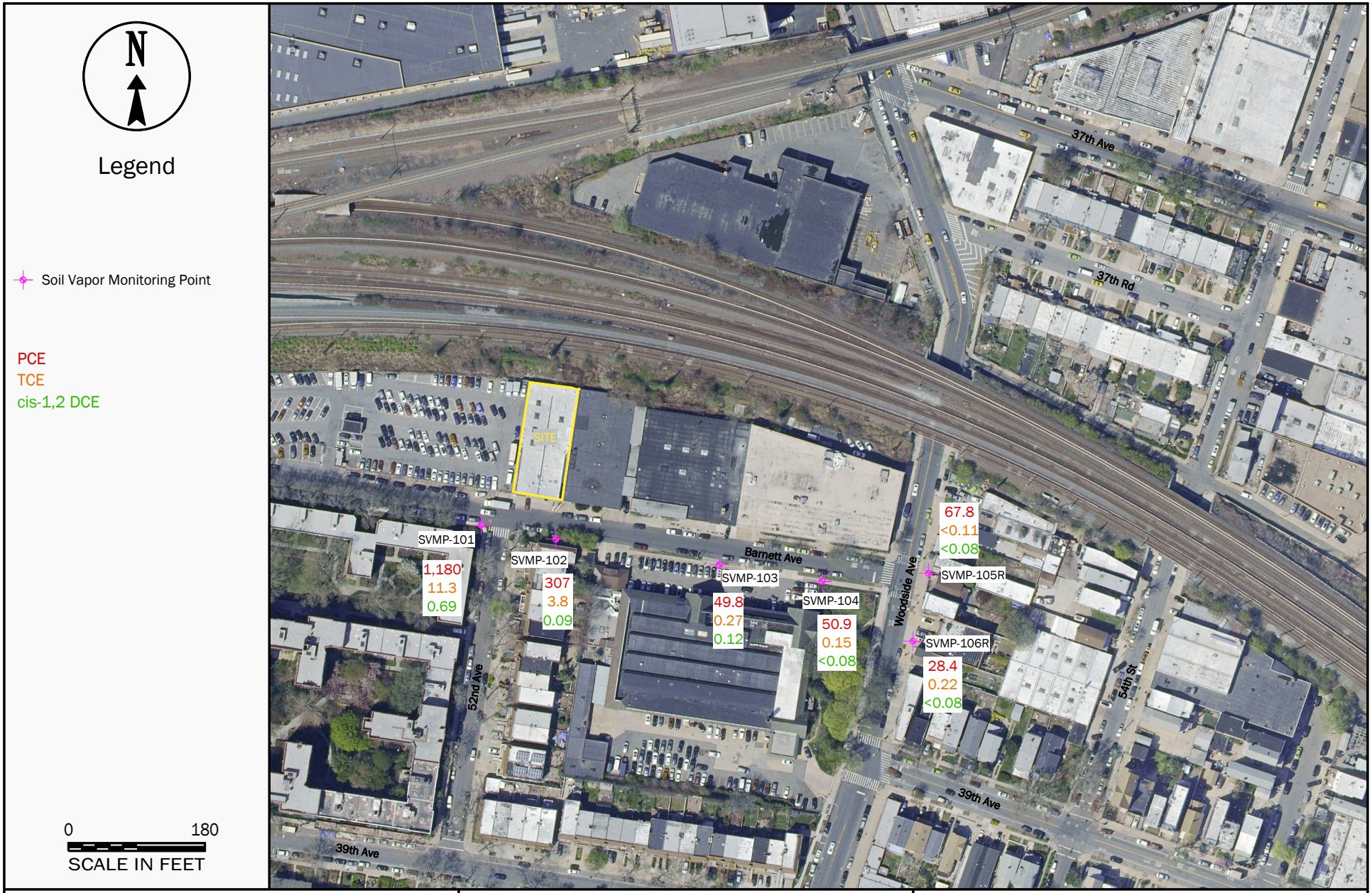

Environmental Assessment & Remediations
A LaBella Company

Analytical Results (µg/m³)
Soil Vapor Sampling
June/July 2025

Former Cleaners Products Supply
50-45 Barnett Avenue
Sunnyside, NY
NYSDEC Site #241123

FIGURE 5



Environmental Assessment & Remediations
A LaBella Company

Analytical Results (µg/m³)
Soil Vapor Sampling
February 2026

Former Cleaners Products Supply
50-45 Barnett Avenue
Sunnyside, NY
NYSDEC Site #241123

A LaBella Company

Appendix A: Drilling Logs

Environmental Assessment & Remediations
A LaBella Company

Installation Date 06/19/25
Page 1 of 1

DRILLING LOG - Soil Gas Monitoring Point

DRILLING DETAILS

PROJECT/SITE NAME	Former Cleaners Product Supply
SITE ADDRESS	50-45 Barnett Ave Sunnyside, NY
NYSDEC SITE ID	241123
BORING I.D.	SVMP-105R
DRILLING METHOD	Hand Auger
DRILLING COMPANY	EAR
HEAD DRILLER	NA
LOGGED BY	S. DelGaudio
BOREHOLE DIAMETER	3"
SAMPLE METHOD	NA
DEPTH-TO-WATER	NA
TOTAL WELL DEPTH (TWD)	8'

WELL CONSTRUCTION

TUBING
Type PE Diameter 0.177"x0.25" Length 7.5'

STAINLESS STEEL BRAIDED IMPLANT
Type SS Diameter ~0.5" Slot NA Length 0.5'

GRAVEL PACK	Glass Beads (60-100 mesh) (6'-8' BGS), Native (0'-3' BGS)
CASING SEAL	Bentonite (Hydrated) (3'-6' BGS)
SECURITY	5"x5" Steel, Bolt-Down Manhole
FINISH	Concrete
COMMENTS	SVMP-105R is located 14.92' S of E crosswalk stripe, 31.42' NE of W crosswalk stripe, and 1.33' W of 38-27 Woodside Ave entrance gate.

Depth Below Grade	Well Design	Soil Lithology/Field Observations				
		Depth	Description/Classification	Sample Type	Screening Interval	PID Reading
			No lithology logged.			
TWD 8'						

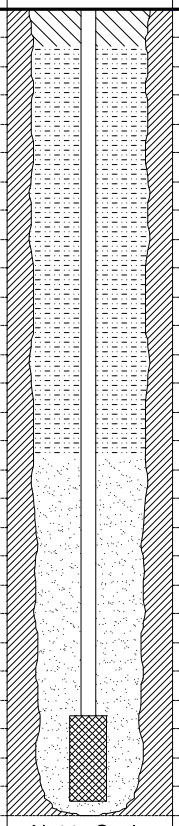

Not to Scale

Glass Beads Bentonite Backfill

Environmental Assessment & Remediations
A LaBella Company

Installation Date 06/19/25
Page 1 of 1

DRILLING LOG - Soil Gas Monitoring Point

DRILLING DETAILS

PROJECT/SITE NAME	Former Cleaners Product Supply
SITE ADDRESS	50-45 Barnett Ave Sunnyside, NY
NYSDEC SITE ID	241123
BORING I.D.	SVMP-106R
DRILLING METHOD	Hand Auger
DRILLING COMPANY	EAR
HEAD DRILLER	NA
LOGGED BY	S. DelGaudio
BOREHOLE DIAMETER	3"
SAMPLE METHOD	NA
DEPTH-TO-WATER	NA
TOTAL WELL DEPTH (TWD)	6'

WELL CONSTRUCTION

TUBING
Type PE Diameter 0.177"x0.25" Length 5.5'

STAINLESS STEEL BRAIDED IMPLANT
Type SS Diameter ~0.5" Slot NA Length 0.5'

GRAVEL PACK	Glass Beads (60-100 mesh) (4'-6' BGS), Native (0'-1' BGS)
CASING SEAL	Bentonite (Hydrated) (1'-4' BGS)
SECURITY	5"x5" Steel, Bolt-Down Manhole
FINISH	Concrete
COMMENTS	SVMP-105R is located 40.92 S of stop line on Woodside Ave, 9.33' NE of tree cutout, and 1.5' W of N pillar to basement entrance.

Depth Below Grade	Well Design	Soil Lithology/Field Observations				
		Depth	Description/Classification	Sample Type	Screening Interval	PID Reading
			No lithology logged.			
TWD 6'						

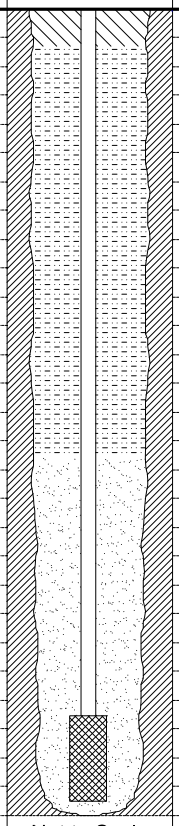

Not to Scale

Glass Beads Bentonite Backfill

A LaBella Company

Appendix B: Field Sheets

SVI / Soil Vapor Sampling Sheet

Sample ID: SVMP-102

Date(s) Sampled: 5/23/25
Site ID: DEC-SUNNYSIDE50, Former Cleaners Products Supply
Address: 50-45 Barnett Avenue, Sunnyside, NY
Technicians: JB MJM

ENVIRONMENTAL ASSESSMENT & REMEDIATIONS

Weather (Sample Start)

Date/Time: 5/23/25 800
Source: Weather.com
Temperature (°F): 52
Pressure (in. Hg): 29.8"
Wind Direction: NW
PID (include units): 0

Indoor Conditions (Sample Start)

Date/Time:
HVAC Operating: yes (specify:_____) / no
Temperature (°F):
Pressure (in. Hg):
PID (include units):

Weather (Sample End)

Date/Time: 5/23/25 10:10
Source: Weather.com
Temperature (°F): 52
Pressure (in. Hg): 29.8"
Wind Direction: NW
PID (include units): 0

Indoor Conditions (Sample End)

Date/Time:
HVAC Operating: yes (specify:_____) / no
Temperature (°F):
Pressure (in. Hg):
PID (include units):

Equipment (Include copies of rental equipment calibration reports with field notes):

PID:	ppb RAE / other:	Rental? yes / no
Helium Detector:	MGD-2002 / other:	Rental? yes / no
Sample Pump:	Gilian GilAir Plus / other:	Rental? yes / no
Flow Calibrator:	BIOS Defender (M or L) / other:	Rental? yes / no

Calibration Notes:

General Information

Sample Type: sub-slab / soil vapor
NYSDOH Building Questionnaire completed: NA / yes / no
Associated indoor air sampled collected: NA / yes / no
Associated outdoor air sample collected: NA / yes / no
Sample duration (hours): 2
Surface material: Concrete
Surface material thickness (inches): N/A SVMP point
Tubing material: HDPE
Tubing length (feet): 7.5
Tubing diameter (inches): standard (0.17"x0.25") / other:
Connection type to SUMMA: compression fitting / silicone / other:

SVI / Soil Vapor Sampling Sheet

Sample ID: SVMP-102

Date(s) Sampled: 5/23/25

Site ID: DEC-SUNNYSIDE50, Former Cleaners Products Supply

Address: 50-45 Barnett Avenue, Sunnyside, NY

Technicians: JB MJM

ENVIRONMENTAL ASSESSMENT & REMEDIATIONS

Sample Pump Data

Calibrated using BIOS Defender (M or L model): (yes) / no

Calibrated flow rate (L/min.): .2L min

Purge Volume (assumes standard tubing size, $V=\pi r^2 h$, 28.32 L/cu. ft. conversion)

Tubing volume/SVI Calculations

1 Volume multiplier = 0.00016

a) 1 $Volume_{cu.\ ft.}$ (multiplier times tubing length) = .0012

b) 1 $Volume_{Liters}$ (multiply a by 28.32 L/cu. ft.) = .0339

c) 3 $Volumes_{Liters}$ (multiply b by 3) = .1019

Additional Calculations :

Purge Duration (Calculation = Total Purge/Calculated Flow Rate , result will be in minutes)

.1019 / .20 = .50 min = 30 seconds

Test Chamber Construction

Material:	(polycarbonate) / other:
Size (Liters):	6L
Sealing material:	(natural clay) / other:
Sealed to surface using poly sheeting:	(yes) / no
Sample tubing sealed at grade:	(yes) / no
Sample tubing sealed at poly entry & exit:	(yes) / no
Tracer gas used:	(UHP Helium) / other:
Checked test chamber seals:	(yes) / no
Were any leaks detected?	yes / (no)
If yes, were seals corrected?	yes / no
Were any leaks detected after correction?	yes / no
Photodocumented completed test chamber:	(yes) / no

Tracer Gas Concentrations (%):

Sample Start: 81%

Sample End: 80%

SVI / Soil Vapor Sampling Sheet

Sample ID: SVMP-102

Date(s) Sampled: 5/23/25
Site ID: DEC-SUNNYSIDE50, Former Cleaners Products Supply
Address: 50-45 Barnett Avenue, Sunnyside, NY
Technicians: JB MJM

ENVIRONMENTAL ASSESSMENT & REMEDIATIONS

Sample Tubing Readings

Before Purge:
PID: 0
He: 0

After Purge:
PID: 0
He: 0

After Sampling:
PID: 0
He: 0

Purge Details

Purge Start Date/Time: 5/23/25 8:11
Purge End Date/Time: 5/23/25 8:11
Purge Duration (sec.): 30 sec.

Sample Details

-Use Sample Log Sheet for sample details

Sample Completion

Restored borehole at grade: yes / (no)
Restored using: concrete / other: SVMP point
Photodocumented restoration: yes / (no)

Additional Notes:

ENVIRONMENTAL ASSESSMENT & REMEDIATIONS

Sample Log Sheet

Date: 5/23/25
Site ID: DEC-SUNNYSIDE50, Former Cleaners Products Supply
Address: 50-45 Barnett Avenue, Sunnyside, NY
Preparer's Name: JB MJM

Sampling Information

Sample name(as it appears on CoC): SVMP-102

Sample location (include depth/elevation):

Laboratory and analysis: TO-15

Purge Volume:

1. Summa Canister Information

Laboratory ID #: 2122

Cleaning/Certification Date: –

Batch #/Analyst: L2527433

2. Flow Controller/Metering Valve Information

Laboratory ID #: 01554

s/n: H/C584126

model/lot #: A280663022

3. Diaphragm/Bellows Valve

Manufacturer: Entech

s/n or lot #: –

model #: TOV-1

4. Laboratory/Field Vacuums

Laboratory Vacuum (Before Sampling): -29.4 "Hg

Field Vacuum (Start Sampling): -29.2 "Hg

Field Vacuum (Stop Sampling): -5.2 "Hg

Laboratory Vacuum (After Sampling) _____ "Hg

5. Collection Period

Sample collection start time (24 hr. clock): 8:13

Sample collection end time (24 hr. clock): 10:13

SVI / Soil Vapor Sampling Sheet

Sample ID: SVMP-103

Date(s) Sampled: 5/23/25
Site ID: DEC-SUNNYSIDE50, Former Cleaners Products Supply
Address: 50-45 Barnett Avenue, Sunnyside, NY
Technicians: JB MJM

ENVIRONMENTAL ASSESSMENT & REMEDIATIONS

Weather (Sample Start)
Date/Time: 5/23/25
Source: Weather.com
Temperature (°F): 50°
Pressure (in. Hg): 29.84
Wind Direction: NW
PID (include units): 0

Indoor Conditions (Sample Start)
Date/Time:
HVAC Operating: yes (specify:_____) / no
Temperature (°F):
Pressure (in. Hg):
PID (include units):

Weather (Sample End)
Date/Time: 5/23/25
Source: Weather.com
Temperature (°F) 50
Pressure (in. Hg): 29.8
Wind Direction: NW
PID (include units): 0

Indoor Conditions (Sample End)
Date/Time:
HVAC Operating: yes (specify:_____) / no
Temperature (°F):
Pressure (in. Hg):
PID (include units):

Equipment (Include copies of rental equipment calibration reports with field notes):

PID:	ppb RAE / other:	Rental?	yes / no
Helium Detector:	MGD-2002 / other:	Rental?	yes / no
Sample Pump:	Gilian GilAir Plus / other:	Rental?	yes / no
Flow Calibrator:	BIOS Defender (M or L) / other:	Rental?	yes / no

Calibration Notes:

General Information

Sample Type:	sub-slab / soil vapor
NYSDOH Building Questionnaire completed:	NA / yes / no
Associated indoor air sampled collected:	NA / yes / no
Associated outdoor air sample collected:	NA / yes / no
Sample duration (hours):	2
Surface material:	Concrete
Surface material thickness (inches):	N/A Sump pit
Tubing material:	HDPE
Tubing length (feet):	7.5
Tubing diameter (inches)	standard (0.17"x0.25") / other:
Connection type to SUMMA:	compression fitting / silicone / other:

SVI / Soil Vapor Sampling Sheet

Sample ID: Svmp-103

Date(s) Sampled: 5/23/25

Site ID: DEC-SUNNYSIDE50, Former Cleaners Products Supply

Address: 50-45 Barnett Avenue, Sunnyside, NY

Technicians: JB MJM

ENVIRONMENTAL ASSESSMENT & REMEDIATIONS

Sample Pump Data

Calibrated using BIOS Defender (M or L model): (yes) / no

Calibrated flow rate (L/min.): .2L/min

Purge Volume (assumes standard tubing size, $V=\pi r^2 h$, 28.32 L/cu. ft. conversion)

Tubing volume/SVI Calculations

1 Volume multiplier = 0.00016

a) 1 $Volume_{cu.\ ft.}$ (multiplier times tubing length) = .0012

b) 1 $Volume_{Liters}$ (multiply a by 28.32 L/cu. ft.) = .0339

c) 3 $Volumes_{Liters}$ (multiply b by 3) = .1019

Additional Calculations :

Purge Duration (Calculation = Total Purge/Calculated Flow Rate , result will be in minutes)

.1019 / .20 = .50 min = 30 seconds

Test Chamber Construction

Material:	(polycarbonate) / other:
Size (Liters):	6L
Sealing material:	(natural clay) / other:
Sealed to surface using poly sheeting:	(yes) / no
Sample tubing sealed at grade:	(yes) / no
Sample tubing sealed at poly entry & exit:	(yes) / no
Tracer gas used:	(UHP Helium) / other:
Checked test chamber seals:	(yes) / no
Were any leaks detected?	yes / (no)
If yes, were seals corrected?	yes / no
Were any leaks detected after correction?	yes / no
Photodocumented completed test chamber:	(yes) / no

Tracer Gas Concentrations (%):

Sample Start: 66%

Sample End: 64%

SVI / Soil Vapor Sampling Sheet

Sample ID: SVMP-103

Date(s) Sampled: 5/23/25

Site ID: DEC-SUNNYSIDE50, Former Cleaners Products Supply

Address: 50-45 Barnett Avenue, Sunnyside, NY

Technicians: JB MJM

ENVIRONMENTAL ASSESSMENT & REMEDIATIONS

Sample Tubing Readings

Before Purge:

PID: 0

He: 0

After Purge:

PID: 0

He: 0

After Sampling:

PID: 0

He: 0

Purge Details

Purge Start Date/Time: 5/23/25 8:04

Purge End Date/Time: 5/23/25 8:04

Purge Duration (sec.): 30 seconds

Sample Details

-Use Sample Log Sheet for sample details

Sample Completion

Restored borehole at grade: yes / (no)

Restored using: concrete / other: SVMP point

Photodocumented restoration: yes / (no)

Additional Notes:

ENVIRONMENTAL ASSESSMENT & REMEDIATIONS

Sample Log Sheet

Date: 5/23/25
Site ID: DEC-SUNNYSIDE50, Former Cleaners Products Supply
Address: 50-45 Barnett Avenue, Sunnyside, NY
Preparer's Name: JB MJM

Sampling Information

Sample name(as it appears on CoC): SVMP-103

Sample location (include depth/elevation):

Laboratory and analysis: TO-15

Purge Volume:

1. Summa Canister Information

Laboratory ID #: 3354

Cleaning/Certification Date: -

Batch #/Analyst: L2527433-03

2. Flow Controller/Metering Valve Information

Laboratory ID #: 01005

s/n: H/L 578699

model/lot #: A0334387-8

3. Diaphragm/Bellows Valve

Manufacturer: Entech

s/n or lot #: -

model #: -

4. Laboratory/Field Vacuums

Laboratory Vacuum (Before Sampling): -29.6 "Hg

Field Vacuum (Start Sampling): -30.1 "Hg

Field Vacuum (Stop Sampling): -3.2 "Hg

Laboratory Vacuum (After Sampling) _____ "Hg

5. Collection Period

Sample collection start time (24 hr. clock): 8:05

Sample collection end time (24 hr. clock): 10:05

Pace Analytical®

Phone: 612-607-6400
Fax: 612-607-6344

https://www.pacelabs.com/

Doc #378 Rev 2_01122021

1800 Elm Street SE
Minneapolis, MN 55414

Page ____ of ____

CHAIN OF CUSTODY RECORD (AIR)

Contact: https://www.pacelabs.com/contact-us/contact-environmental-sciences/

Company Name:	NYSDEC/EAR
Address:	225 Atlantic Ave., Patchogue, NY
Phone:	(631) 447-6400
Project Name:	Former Cleaners Products Supply
Project Location:	Sunnyside, NY
Project Number:	NYSDEC Site #241123
Project Manager:	DEC: Kyle Forster, EAR: Steve Goetz
Pace Analytical Quote Name/Numbe	
Invoice Recipient:	NYSDEC
Sampled By:	EAR

Requested Turnaround Time
7-Day ☐ 10-Day ☐
Due Date: Standard TAT

Rush-Approval Required
1-Day ☐ 3-Day ☐
2-Day ☐ 4-Day ☐

Data Delivery
Format: PDF ☑ EXCEL ☑
Other:
CLP Like Data Pkg Required: ☐
Email To:
Fax To #:

ANALYSIS REQUESTED

Lab Use	Client Use	Collection Data		Duration	Flow Rate	Matrix	Volume	EPA Method TO-15, DER TCL				" Hg			Please fill out completely, sign, date and retain the yellow copy for your records	
Pace Analytical Work Order#	Client Sample ID / Description	Beginning Date/Time	Ending Date/Time	Total Minutes Sampled	☐ m³/min ☐ L/min	Code	☑ Liters ☐ m³					Initial Pressure	Final Pressure	Lab Receipt Pressure	Summa Can ID	Flow Controller ID
	~~SVMP-101~~	~~5/23/25 8:18~~	~~5/23/25 10:18~~	~~2 hours~~		SG	6	X				-30			3467	~~0830~~
	SVMP-102	8:13	10:13	↓		↓	↓	X				-29	-5.2		2122	01554
	SVMP-103	↓ 8:05	↓ 10:05	↓		↓	↓	X				-30	-3		3354	01005

Summa canisters and flow controllers must be returned within 15 days of receipt or rental fees will apply

For summa canister and flow controller information please refer to the Pace Analytical Air Media Agreement

Comments: Category A (Level 2) deliverables requested.

Please use the following codes to indicate possible sample concentration within the Conc Code column above:
H - High; M - Medium; L - Low; C - Clean; U - Unknown

Matrix Codes:
SG = SOIL GAS
IA = INDOOR AIR
AMB = AMBIENT
SS = SUB SLAB
D = DUP
BL = BLANK
O = Other:

Relinquished by: (signature) Room Beam	Date/Time: 5/23/25 13:15
Received by: (signature) Receiving Room	Date/Time: 5/23/25 13:15
Relinquished by: (signature)	Date/Time:
Received by: (signature)	Date/Time:
Relinquished by: (signature)	Date/Time:
Received by: (signature)	Date/Time:

Detection Limit Requirements
MA
CT
Other:

Special Requirements
☐ MA MCP Required
MCP Certification Form Required
☐ CT RCP Required
RCP Certification Form Required
☐ Other

Pace Analytical®

NELAC and AIHA-LAP, LLC Accredited

Project Entity
☐ Government ☐ Municipality ☐ MWRA ☐ WRTA
☐ Federal ☐ 21 J ☐ School
☐ City ☐ Brownfield ☐ MBTA

Other
☐ Chromatogram
☐ *AIHA-LAP,LLC*

PCB ONLY
☐ Soxhlet
☐ Non Soxhlet

SVI / Soil Vapor Sampling Sheet

Sample ID: SVMP-101

Date(s) Sampled: 5/27/25

Site ID: DEC-SUNNYSIDE50, Former Cleaners Products Supply

Address: 50-45 Barnett Avenue, Sunnyside, NY

Technicians: JB MJM

ENVIRONMENTAL ASSESSMENT & REMEDIATIONS

Weather (Sample Start)

Date/Time: 5/27/25 ~~8:00~~ 730
Source: Weather.com
Temperature (°F) ~~49~~ 60
Pressure (in. Hg): ~~29.9~~ 30.0"
Wind Direction: NW
PID (include units): 0

Indoor Conditions (Sample Start)

Date/Time:
HVAC Operating: yes (specify:_____) no
Temperature (°F):
Pressure (in. Hg):
PID (include units):

Weather (Sample End)

Date/Time: 5/27/25 ~~10:00~~ 930
Source: Weather.com
Temperature (°F) ~~52~~ ~~60~~ 68
Pressure (in. Hg): ~~29.8~~ 30.0
Wind Direction: NW
PID (include units): 0

Indoor Conditions (Sample End)

Date/Time:
HVAC Operating: yes (specify:_____) no
Temperature (°F):
Pressure (in. Hg):
PID (include units):

Equipment (Include copies of rental equipment calibration reports with field notes):

PID:	ppb RAE / other:	Rental? yes / no
Helium Detector:	MGD-2002 / other:	Rental? yes / no
Sample Pump:	Gilian GilAir Plus / other:	Rental? yes / no
Flow Calibrator:	BIOS Defender (M or L) / other:	Rental? yes / no

Calibration Notes:

General Information

Sample Type: sub-slab / soil vapor
NYSDOH Building Questionnaire completed: NA / yes / no
Associated indoor air sampled collected: NA / yes / no
Associated outdoor air sample collected: NA / yes / no
Sample duration (hours): 2
Surface material: concrete
Surface material thickness (inches): N/A SVMP point
Tubing material: HDPE
Tubing length (feet): 7.5
Tubing diameter (inches) standard (0.17"x0.25") / other:
Connection type to SUMMA: compression fitting / silicone / other:

SVI / Soil Vapor Sampling Sheet

Sample ID: Sump-101

Date(s) Sampled: 5/27/25

Site ID: DEC-SUNNYSIDE50, Former Cleaners Products Supply

Address: 50-45 Barnett Avenue, Sunnyside, NY

Technicians: JB

ENVIRONMENTAL ASSESSMENT & REMEDIATIONS

Sample Pump Data

Calibrated using BIOS Defender (M or L model): (yes) / no

Calibrated flow rate (L/min.): .20L /min

Purge Volume (assumes standard tubing size, $V=\pi r^2 h$, 28.32 L/cu. ft. conversion)

Tubing volume/SVI Calculations

1 Volume multiplier = 0.00016

a) 1 $Volume_{cu.\ ft.}$ (multiplier times tubing length) = ~~0.0012~~ .0008

b) 1 $Volume_{Liters}$ (multiply a by 28.32 L/cu. ft.) = ~~0.0339~~ .02265

c) 3 $Volumes_{Liters}$ (multiply b by 3) = ~~0.1019~~ 0.06796

Additional Calculations :

Tubing was ~ 5FT Total

Purge Duration (Calculation = Total Purge/Calculated Flow Rate , result will be in minutes)

~~0.1019/.20 = .50 min = 30 seconds~~

.06796/.20L = .33 min = 19.8 seconds

Test Chamber Construction

Material: (polycarbonate) / other:

Size (Liters): 6L

Sealing material: ~~natural clay~~ / other:

Sealed to surface using poly sheeting: (yes) / no

Sample tubing sealed at grade: (yes) / no

Sample tubing sealed at poly entry & exit: (yes) / no

Tracer gas used: (UHP Helium) / other:

Checked test chamber seals: (yes) / no

Were any leaks detected? yes / (no)

If yes, were seals corrected? yes / no

Were any leaks detected after correction? yes / no

Photodocumented completed test chamber: (yes) / no

Tracer Gas Concentrations (%):

Sample Start: ~~84%~~ 72%

Sample End: 64%

SVI / Soil Vapor Sampling Sheet

Sample ID: SVMP-101

Date(s) Sampled: 5/23/25, 5/27/25

Site ID: DEC-SUNNYSIDE50, Former Cleaners Products Supply

Address: 50-45 Barnett Avenue, Sunnyside, NY

Technicians: JB MJM

ENVIRONMENTAL ASSESSMENT & REMEDIATIONS

Sample Tubing Readings

Before Purge:

PID: 0

He: 0

After Purge:

PID: 0

He: 0

After Sampling:

PID: 0

He: 0

Purge Details

Purge Start Date/Time: ~~5/23/25 8:15~~ 5/27/25

Purge End Date/Time: ~~5/23/25 8:15~~ 5/27/25

Purge Duration (sec.): 30 seconds

Sample Details

-Use Sample Log Sheet for sample details

Sample Completion

Restored borehole at grade: yes / (no)

Restored using: concrete / other: SVMP point

Photodocumented restoration: yes / (no)

Additional Notes:

ENVIRONMENTAL ASSESSMENT & REMEDIATIONS

Sample Log Sheet

Date: 5/~~23~~27/25

Site ID: DEC-SUNNYSIDE50, Former Cleaners Products Supply

Address: 50-45 Barnett Avenue, Sunnyside, NY

Preparer's Name: JB MJM

Sampling Information

Sample name(as it appears on CoC): SVMP-101

Sample location (include depth/elevation):

Laboratory and analysis: TO-15

Purge Volume:

1. Summa Canister Information

Laboratory ID #: 3467

Cleaning/Certification Date: —

Batch #/Analyst: L2527433-02

2. Flow Controller/Metering Valve Information

Laboratory ID #: 0830

s/n: H/L800138

model/lot #: A0280867

3. Diaphragm/Bellows Valve

Manufacturer: Restek

s/n or lot #: 03/09/17-33-400

model #: —

4. Laboratory/Field Vacuums

Laboratory Vacuum (Before Sampling): -29.6 "Hg

Field Vacuum (Start Sampling): -29.8 ~~30.1~~ "Hg

Field Vacuum (Stop Sampling): -5.6 "Hg

Laboratory Vacuum (After Sampling) _____ "Hg

Issues with can or regulator

5. Collection Period

Sample collection start time (24 hr. clock): ~~8:18~~ 7:24

Sample collection end time (24 hr. clock): ~~10:18~~ 9:24

SVI / Soil Vapor Sampling Sheet

Sample ID: SVMP-104

Date(s) Sampled: 5/27/25
Site ID: DEC-SUNNYSIDE50, Former Cleaners Products Supply
Address: 50-45 Barnett Avenue, Sunnyside, NY
Technicians: JB MJM

ENVIRONMENTAL ASSESSMENT & REMEDIATIONS

Weather (Sample Start)
Date/Time: 5/27/25 7:45
Source: Weather.com
Temperature (°F): 62
Pressure (in. Hg): 30.14
Wind Direction: W
PID (include units): 0

Indoor Conditions (Sample Start)
Date/Time:
HVAC Operating: yes (specify:) / no
Temperature (°F):
Pressure (in. Hg):
PID (include units):

Weather (Sample End)
Date/Time: 5/27/25
Source: Weather.com
Temperature (°F): 70
Pressure (in. Hg): 30.21
Wind Direction: W
PID (include units): 0

Indoor Conditions (Sample End)
Date/Time:
HVAC Operating: yes (specify:) / no
Temperature (°F):
Pressure (in. Hg):
PID (include units):

Equipment (Include copies of rental equipment calibration reports with field notes):

PID:	ppb RAE / other:	Rental?	yes / no
Helium Detector:	MGD-2002 / other:	Rental?	yes / no
Sample Pump:	Gilian GilAir Plus / other:	Rental?	yes / no
Flow Calibrator:	BIOS Defender (M or L) / other:	Rental?	yes / no

Calibration Notes:

General Information

Sample Type:	sub-slab / soil vapor
NYSDOH Building Questionnaire completed:	NA / yes / no
Associated indoor air sampled collected:	NA / yes / no
Associated outdoor air sample collected:	NA / yes / no
Sample duration (hours):	2
Surface material:	concrete
Surface material thickness (inches):	N/A SVMP point
Tubing material:	HDPE
Tubing length (feet):	7.5'
Tubing diameter (inches)	standard (0.17"x0.25") / other:
Connection type to SUMMA:	compression fitting / silicone / other:

SVI / Soil Vapor Sampling Sheet

Sample ID: Sump-104

Date(s) Sampled: 5/27/25
Site ID: DEC-SUNNYSIDE50, Former Cleaners Products Supply
Address: 50-45 Barnett Avenue, Sunnyside, NY
Technicians: JB MJM

ENVIRONMENTAL ASSESSMENT & REMEDIATIONS

Sample Pump Data

Calibrated using BIOS Defender (M or L model): (yes) / no
Calibrated flow rate (L/min.): .20L/min

Purge Volume (assumes standard tubing size, $V=\pi r^2 h$, 28.32 L/cu. ft. conversion)

Tubing volume/SVI Calculations

1 Volume multiplier = 0.00016

a) 1 $Volume_{cu.\ ft.}$ (multiplier times tubing length) = .0008

b) 1 $Volume_{Liters}$ (multiply a by 28.32 L/cu. ft.) = .02265

c) 3 $Volumes_{Liters}$ (multiply b by 3) = .06796

Additional Calculations :

Tubing 5' total

Purge Duration (Calculation = Total Purge/Calculated Flow Rate , result will be in minutes)

.06796/.20 = .33 min = 19.8 sec.

Test Chamber Construction

Material: (polycarbonate) / other:
Size (Liters): 6L
Sealing material: (natural clay) / other:
Sealed to surface using poly sheeting: (yes) / no
Sample tubing sealed at grade: (yes) / no
Sample tubing sealed at poly entry & exit: (yes) / no
Tracer gas used: (UHP Helium) / other:
Checked test chamber seals: (yes) / no
Were any leaks detected? yes / (no)
If yes, were seals corrected? yes / no
Were any leaks detected after correction? yes / no
Photodocumented completed test chamber: (yes) / no

Tracer Gas Concentrations (%):

Sample Start: 52%
Sample End: 50%

SVI / Soil Vapor Sampling Sheet

Sample ID: Sump-KH

Date(s) Sampled: 5/27/25
Site ID: DEC-SUNNYSIDE50, Former Cleaners Products Supply
Address: 50-45 Barnett Avenue, Sunnyside, NY
Technicians: JB MJM

ENVIRONMENTAL ASSESSMENT & REMEDIATIONS

Sample Tubing Readings

Before Purge:
PID: 0
He: 0

After Purge:
PID: 0
He: 0

After Sampling:
PID: 0
He: 0

Purge Details

Purge Start Date/Time: 5/27/25 ~~7:50~~ 7:55
Purge End Date/Time: 5/27/25 ~~7:59~~ 7:55
Purge Duration (sec.): ~~3~~ 20 seconds

Sample Details

-Use Sample Log Sheet for sample details

Sample Completion

Restored borehole at grade: yes / (no)
Restored using: concrete / other: sump point
Photodocumented restoration: yes / (no)

Additional Notes:

ENVIRONMENTAL ASSESSMENT & REMEDIATIONS

Sample Log Sheet

Date: 5/27/25
Site ID: DEC-SUNNYSIDE50, Former Cleaners Products Supply
Address: 50-45 Barnett Avenue, Sunnyside, NY
Preparer's Name: JB MJM

Sampling Information

Sample name(as it appears on CoC): SVMP-104

Sample location (include depth/elevation):

Laboratory and analysis: TO-15

Purge Volume:

1. Summa Canister Information

Laboratory ID #: ~~2966~~ 2965

Cleaning/Certification Date: —

Batch #/Analyst: L2527433-02

2. Flow Controller/Metering Valve Information

Laboratory ID #: 0199

s/n: 143464

model/lot #: 7313505

3. Diaphragm/Bellows Valve

Manufacturer: Entech

s/n or lot #: —

model #: True seal

4. Laboratory/Field Vacuums

Laboratory Vacuum (Before Sampling): -29.5 "Hg

Field Vacuum (Start Sampling): -29.9 "Hg

Field Vacuum (Stop Sampling): -4.8 "Hg

Laboratory Vacuum (After Sampling) ____ "Hg

5. Collection Period

Sample collection start time (24 hr. clock): 7:58

Sample collection end time (24 hr. clock): 9:58

Pace Analytical®

Phone: 612-607-6400
Fax: 612-607-6344

https://www.pacelabs.com/

Doc #378 Rev 2_01122021

CHAIN OF CUSTODY RECORD (AIR)

1800 Elm Street SE
Minneapolis, MN 55414

Page ____ of ____

Contact: https://www.pacelabs.com/contact-us/contact-environmental-sciences/

Company Name:	NYSDEC/EAR
Address:	225 Atlantic Ave., Patchogue, NY
Phone:	(631) 447-6400
Project Name:	Former Cleaners Products Supply
Project Location:	Sunnyside, NY
Project Number:	NYSDEC Site #241123
Project Manager:	DEC: Kyle Forster, EAR: Steve Goetz
Pace Analytical Quote Name/Numbe	
Invoice Recipient:	NYSDEC
Sampled By:	EAR

Requested Turnaround Time
7-Day ☐ 10-Day ☐
Due Date: Standard TAT

Rush-Approval Required
1-Day ☐ 3-Day ☐
2-Day ☐ 4-Day ☐

Data Delivery
Format: PDF ☑ EXCEL ☑
Other:
CLP Like Data Pkg Required: ☐
Email To:
Fax To #:

ANALYSIS REQUESTED

Lab Use	Client Use	Collection Data		Duration	Flow Rate	Matrix	Volume	EPA Method TO-15, DER TCL				" Hg		Lab Receipt Pressure	Summa Can ID	Flow Controller ID
Pace Analytical Work Order#	Client Sample ID / Description	Beginning Date/Time	Ending Date/Time	Total Minutes Sampled	☐ m³/min ☐ L/min	Code	☑ Liters ☐ m³					Initial Pressure	Final Pressure			
	SVMP-101	5/27/25 7:24	5/27/25 9:24	2 hours		SG	6	X				-29	-5		3467	0830
	SVMP-104	↓ 7:58	9:58	↓		↓	6	X				-29	-4		2965	0199

Please fill out completely, sign, date and retain the yellow copy for your records

Summa canisters and flow controllers must be returned within 15 days of receipt or rental fees will apply

For summa canister and flow controller information please refer to the Pace Analytical Air Media Agreement

Comments: Category A (Level 2) deliverables requested.

Please use the following codes to indicate possible sample concentration within the Conc Code column above:
H - High; M - Medium; L - Low; C - Clean; U - Unknown

Matrix Codes:
SG = SOIL GAS
IA = INDOOR AIR
AMB = AMBIENT
SS = SUB SLAB
D = DUP
BL = BLANK
O = Other:

Relinquished by: (signature) Jason Brown	Date/Time: 5/27/25 1215
Received by: (signature) Receiving Room	Date/Time: 5/27/25 1215
Relinquished by: (signature)	Date/Time:
Received by: (signature)	Date/Time:
Relinquished by: (signature)	Date/Time:
Received by: (signature)	Date/Time:

Detection Limit Requirements
MA
CT
Other:

Special Requirements
☐ MA MCP Required
MCP Certification Form Required
☐ CT RCP Required
RCP Certification Form Required
☐ Other

Pace Analytical®
NELAC and AIHA-LAP, LLC Accredited

Project Entity
☐ Government ☐ Municipality ☐ MWRA ☐ WRTA
☐ Federal ☐ 21 J ☐ School
☐ City ☐ Brownfield ☐ MBTA

Other
☐ Chromatogram
☐ *AIHA-LAP,LLC*

PCB ONLY
☐ Soxhlet
☐ Non Soxhlet

SVI / Soil Vapor Sampling Sheet

Sample ID: SVMP-101

Date(s) Sampled: 6/30/25

Site ID: DEC-SUNNYSIDE50, Former Cleaners Products Supply

Address: 50-45 Barnett Avenue, Sunnyside, NY

Technicians: JB MJM



Weather (Sample Start)

Date/Time: 6/30/25 8:00
Source: Weather.com
Temperature (°F) 78
Pressure (in. Hg): 30"
Wind Direction: NE
PID (include units): 0

Indoor Conditions (Sample Start)

Date/Time:
HVAC Operating: yes (specify:_____) no
Temperature (°F):
Pressure (in. Hg):
PID (include units):

Weather (Sample End)

Date/Time: 6/30/25 10:00
Source: Weather.com
Temperature (°F) 84
Pressure (in. Hg): 30"
Wind Direction: SW
PID (include units): 0

Indoor Conditions (Sample End)

Date/Time:
HVAC Operating: yes (specify:_____) no
Temperature (°F):
Pressure (in. Hg):
PID (include units):

Equipment (Include copies of rental equipment calibration reports with field notes):

PID:	ppb RAE / other:	Rental? yes / no
Helium Detector:	MGD-2002 / other:	Rental? yes / no
Sample Pump:	Gilian GilAir Plus / other:	Rental? yes / no
Flow Calibrator:	BIOS Defender (M or L) / other:	Rental? yes / no

Calibration Notes:

General Information

Sample Type:	sub-slab / soil vapor
NYSDOH Building Questionnaire completed:	NA / yes / no
Associated indoor air sampled collected:	NA / yes / no
Associated outdoor air sample collected:	NA / yes / no
Sample duration (hours):	2
Surface material:	Concrete
Surface material thickness (inches):	N/A
Tubing material:	HDPE
Tubing length (feet):	5'
Tubing diameter (inches)	standard (0.17"x0.25") / other:
Connection type to SUMMA:	compression fitting / silicone / other:

SVI / Soil Vapor Sampling Sheet

Sample ID: SVMP - 101

Date(s) Sampled: 6/30/25

Site ID: DEC-SUNNYSIDE50, Former Cleaners Products Supply

Address: 50-45 Barnett Avenue, Sunnyside, NY

Technicians: JB MJM

Sample Pump Data

Calibrated using BIOS Defender (M or L model): (yes) / no

Calibrated flow rate (L/min.): .20L

Purge Volume (assumes standard tubing size, $V=\pi r^2 h$, 28.32 L/cu. ft. conversion)

Tubing volume/SVI Calculations

1 Volume multiplier = 0.00016

a) 1 $Volume_{cu.\ ft.}$ (multiplier times tubing length) = .0008

b) 1 $Volume_{Liters}$ (multiply a by 28.32 L/cu. ft.) = .0226

c) 3 $Volumes_{Liters}$ (multiply b by 3) = .0679

Additional Calculations :

.0679/.20 = .33 = 19.8 seconds

Purge Duration (Calculation = Total Purge/Calculated Flow Rate , result will be in minutes)

Test Chamber Construction

Material: (polycarbonate) / other:

Size (Liters): 8L

Sealing material: ~~natural clay~~ / other:

Sealed to surface using poly sheeting: (yes) / no

Sample tubing sealed at grade: (yes) / no

Sample tubing sealed at poly entry & exit: (yes) / no

Tracer gas used: ~~UHP Helium~~ / other:

Checked test chamber seals: (yes) / no

Were any leaks detected? yes / (no)

If yes, were seals corrected? yes / no

Were any leaks detected after correction? yes / no

Photodocumented completed test chamber: (yes) / no

Tracer Gas Concentrations (%):

Sample Start: 69%

Sample End: 12%

SVI / Soil Vapor Sampling Sheet

Sample ID: Svmp - 101

Date(s) Sampled: 6/30/25
Site ID: DEC-SUNNYSIDE50, Former Cleaners Products Supply
Address: 50-45 Barnett Avenue, Sunnyside, NY
Technicians: JB MJM



Sample Tubing Readings

Before Purge:
PID: 0
He: 0

After Purge:
PID: 0
He: 0

After Sampling:
PID: 0
He: 0

Purge Details

Purge Start Date/Time: 6/30/25 8:19
Purge End Date/Time: 6/30/25 8:19
Purge Duration (sec.): 20 seconds

Sample Details

-Use Sample Log Sheet for sample details

Sample Completion

Restored borehole at grade: (yes) / no
Restored using: concrete / other: Svmp point
Photodocumented restoration: (yes) / (no)

Additional Notes:

Sample Log Sheet

Date: 6/30/25
Site ID: DEC-SUNNYSIDE50, Former Cleaners Products Supply
Address: 50-45 Barnett Avenue, Sunnyside, NY
Preparer's Name:

Sampling Information

Sample name(as it appears on CoC): SVMP-101

Sample location (include depth/elevation):

Laboratory and analysis: TO-15

Purge Volume: 6L

1. Summa Canister Information

Laboratory ID #: 2935

Cleaning/Certification Date: –

Batch #/Analyst: L2537779-08

2. Flow Controller/Metering Valve Information

Laboratory ID #: 01451

s/n: A206789

model/lot #: H/L645032

3. Diaphragm/Bellows Valve

Manufacturer: SwTech

s/n or lot #: –

model #: –

4. Laboratory/Field Vacuums

Laboratory Vacuum (Before Sampling): -29.6 "Hg

Field Vacuum (Start Sampling): -30.12 "Hg

Field Vacuum (Stop Sampling): -8.11 "Hg

Laboratory Vacuum (After Sampling) _____ "Hg

5. Collection Period

Sample collection start time (24 hr. clock): 8:21

Sample collection end time (24 hr. clock): 10:21

SVI / Soil Vapor Sampling Sheet

Sample ID: SVMP-102

Date(s) Sampled: 6/30/25
Site ID: DEC-SUNNYSIDE50, Former Cleaners Products Supply
Address: 50-45 Barnett Avenue, Sunnyside, NY
Technicians: JB MJM



Weather (Sample Start)

Date/Time: 6/30/25 8:00
Source: Weather.com
Temperature (°F): 78
Pressure (in. Hg): 30"
Wind Direction: NE
PID (include units): 0

Indoor Conditions (Sample Start)

Date/Time:
HVAC Operating: yes (specify:_____) / no
Temperature (°F):
Pressure (in. Hg):
PID (include units):

Weather (Sample End)

Date/Time: 6/30/25 10:00
Source: Weather.com
Temperature (°F): 84
Pressure (in. Hg): 30"
Wind Direction: WSW SW
PID (include units): 0

Indoor Conditions (Sample End)

Date/Time:
HVAC Operating: yes (specify:_____) / no
Temperature (°F):
Pressure (in. Hg):
PID (include units):

Equipment (Include copies of rental equipment calibration reports with field notes):

PID:	ppb RAE / other:	Rental? yes / no
Helium Detector:	MGD-2002 / other:	Rental? yes / no
Sample Pump:	Gilian GilAir Plus / other:	Rental? yes / no
Flow Calibrator:	BIOS Defender (M or L) / other:	Rental? yes / no

Calibration Notes:

General Information

Sample Type:	sub-slab / soil vapor
NYSDOH Building Questionnaire completed:	NA / yes / no
Associated indoor air sampled collected:	NA / yes / no
Associated outdoor air sample collected:	NA / yes / no
Sample duration (hours):	2
Surface material:	Concrete
Surface material thickness (inches):	N/A
Tubing material:	HDPE
Tubing length (feet):	5'
Tubing diameter (inches)	standard (0.17"x0.25") / other:
Connection type to SUMMA:	compression fitting / silicone / other:

SVI / Soil Vapor Sampling Sheet

Sample ID: SVMP-102

Date(s) Sampled: 6/20/25
Site ID: DEC-SUNNYSIDE50, Former Cleaners Products Supply
Address: 50-45 Barnett Avenue, Sunnyside, NY
Technicians: JB MJM

Sample Pump Data

Calibrated using BIOS Defender (M or L model): (yes) / no
Calibrated flow rate (L/min.): .20L

Purge Volume (assumes standard tubing size, $V=\pi r^2 h$, 28.32 L/cu. ft. conversion)

Tubing volume/SVI Calculations

1 Volume multiplier = 0.00016

a) 1 $Volume_{cu.\ ft.}$ (multiplier times tubing length) = .0008

b) 1 $Volume_{Liters}$ (multiply a by 28.32 L/cu. ft.) = .0226

c) 3 $Volumes_{Liters}$ (multiply b by 3) = .0679

Additional Calculations :

Purge Duration (Calculation = Total Purge/Calculated Flow Rate , result will be in minutes)

.0679/.20 = .33 = 19.8 seconds

Test Chamber Construction

Material: (polycarbonate) / other:
Size (Liters): 8L
Sealing material: (natural clay) / other:
Sealed to surface using poly sheeting: (yes) / no
Sample tubing sealed at grade: (yes) / no
Sample tubing sealed at poly entry & exit: (yes) / no
Tracer gas used: (UHP Helium) / other:
Checked test chamber seals: (yes) / no
Were any leaks detected? yes / (no)
If yes, were seals corrected? yes / no
Were any leaks detected after correction? yes / no
Photodocumented completed test chamber: (yes) / no

Tracer Gas Concentrations (%):

Sample Start: 81%
Sample End: 36%

SVI / Soil Vapor Sampling Sheet

Sample ID: SVMP-102

Date(s) Sampled: 6/30/25

Site ID: DEC-SUNNYSIDE50, Former Cleaners Products Supply

Address: 50-45 Barnett Avenue, Sunnyside, NY

Technicians: JB MJM



Sample Tubing Readings

Before Purge:		After Purge:	
PID:	0	PID:	0
He:	0	He:	0
After Sampling:			
PID:	0		
He:	0		

Purge Details

Purge Start Date/Time:	6/30/25 8:10
Purge End Date/Time:	6/30/25 8:10
Purge Duration (sec.):	20 seconds

Sample Details

-Use Sample Log Sheet for sample details

Sample Completion

Restored borehole at grade:	(yes) / no
Restored using:	concrete / other: SVMP port
Photodocumented restoration:	yes / (no)

Additional Notes:

Sample Log Sheet

Date: 6/30/25
Site ID: DEC-SUNNYSIDE50, Former Cleaners Products Supply
Address: 50-45 Barnett Avenue, Sunnyside, NY
Preparer's Name:

Sampling Information

Sample name(as it appears on CoC): SVMP-102

Sample location (include depth/elevation):

Laboratory and analysis: TO-15

Purge Volume: 6L

1. Summa Canister Information

Laboratory ID #: 1052

Cleaning/Certification Date: –

Batch #/Analyst: L2537779-08

2. Flow Controller/Metering Valve Information

Laboratory ID #: 0378

s/n: 153839

model/lot #: 7337516

3. Diaphragm/Bellows Valve

Manufacturer: Restek

s/n or lot #: –

model #: –

4. Laboratory/Field Vacuums

Laboratory Vacuum (Before Sampling): -29.8 "Hg

Field Vacuum (Start Sampling): -29.89 "Hg

Field Vacuum (Stop Sampling): -6.04 "Hg

Laboratory Vacuum (After Sampling) _____ "Hg

5. Collection Period

Sample collection start time (24 hr. clock): 8:12

Sample collection end time (24 hr. clock): 10:12

SVI / Soil Vapor Sampling Sheet

Sample ID: SVMP-103

Date(s) Sampled: 6/30/25
Site ID: DEC-SUNNYSIDE50, Former Cleaners Products Supply
Address: 50-45 Barnett Avenue, Sunnyside, NY
Technicians: JB MJM



Weather (Sample Start)
Date/Time: 6/30/25 8:00
Source: Weather.com
Temperature (°F) 78
Pressure (in. Hg): 30"
Wind Direction: NE
PID (include units): 0

Indoor Conditions (Sample Start)
Date/Time:
HVAC Operating: yes (specify:) / no
Temperature (°F):
Pressure (in. Hg):
PID (include units):

Weather (Sample End)
Date/Time: 6/30/25 1000
Source: Weather.com
Temperature (°F) 84
Pressure (in. Hg): 30"
Wind Direction: SW
PID (include units): 0

Indoor Conditions (Sample End)
Date/Time:
HVAC Operating: yes (specify:) / no
Temperature (°F):
Pressure (in. Hg):
PID (include units):

Equipment (Include copies of rental equipment calibration reports with field notes):

PID:	~~ppb RAE~~ / other:	Rental? (yes) / no
Helium Detector:	(~~MGD-2002~~) / other:	Rental? (yes) / no
Sample Pump:	(~~Gilian GilAir Plus~~) / other:	Rental? (yes) / no
Flow Calibrator:	(~~BIOS Defender~~ (M or L)) / other:	Rental? (yes) / no

Calibration Notes:

General Information

Sample Type:	sub-slab / (soil vapor)
NYSDOH Building Questionnaire completed:	NA / yes / (no)
Associated indoor air sampled collected:	NA / yes / (no)
Associated outdoor air sample collected:	NA / yes / (no)
Sample duration (hours):	2
Surface material:	Concrete
Surface material thickness (inches):	N/A
Tubing material:	HDPE
Tubing length (feet):	5'
Tubing diameter (inches)	(standard (0.17"x0.25")) / other:
Connection type to SUMMA:	(~~compression fitting~~) / silicone / other:

SVI / Soil Vapor Sampling Sheet

Sample ID: SVMP - 103

Date(s) Sampled: 6/30/25

Site ID: DEC-SUNNYSIDE50, Former Cleaners Products Supply

Address: 50-45 Barnett Avenue, Sunnyside, NY

Technicians: JB MJM



Sample Pump Data

Calibrated using BIOS Defender (M or L model): (yes) / no

Calibrated flow rate (L/min.): .20 L/min

Purge Volume (assumes standard tubing size, $V=\pi r^2 h$, 28.32 L/cu. ft. conversion)

Tubing volume/SVI Calculations

1 Volume multiplier = 0.00016

a) 1 $Volume_{cu.\ ft.}$ (multiplier times tubing length) = .0008

b) 1 $Volume_{Liters}$ (multiply a by 28.32 L/cu. ft.) = .0226

c) 3 $Volumes_{Liters}$ (multiply b by 3) = .0679

Additional Calculations :

Purge Duration (Calculation = Total Purge/Calculated Flow Rate , result will be in minutes)

.0679/.20 = .33 = 19.8 seconds

Test Chamber Construction

Material: (polycarbonate) / other:

Size (Liters): @ 8L

Sealing material: (natural clay) / other:

Sealed to surface using poly sheeting: (yes) / no

Sample tubing sealed at grade: (yes) / no

Sample tubing sealed at poly entry & exit: (yes) / no

Tracer gas used: (UHP Helium) / other:

Checked test chamber seals: (yes) / no

Were any leaks detected? yes / (no)

If yes, were seals corrected? yes / no

Were any leaks detected after correction? yes / no

Photodocumented completed test chamber: (yes) / no

Tracer Gas Concentrations (%):

Sample Start: 77%

Sample End: 42%

SVI / Soil Vapor Sampling Sheet

Sample ID: SVMP 103

Date(s) Sampled: 6/30/25
Site ID: DEC-SUNNYSIDE50, Former Cleaners Products Supply
Address: 50-45 Barnett Avenue, Sunnyside, NY
Technicians: JB MJM



Sample Tubing Readings

Before Purge:
PID: 0
He: 0

After Purge:
PID: 0
He: 0

After Sampling:
PID: 0
He: 0

Purge Details

Purge Start Date/Time: 6/30/25 8:03
Purge End Date/Time: 6/30/25 8:03
Purge Duration (sec.): IF 20 seconds

Sample Details

-Use Sample Log Sheet for sample details

Sample Completion

Restored borehole at grade: (yes) / no
Restored using: concrete / other: SVMP point
Photodocumented restoration: yes / (no)

Additional Notes:

Sample Log Sheet

Date: 6/30/25
Site ID: DEC-SUNNYSIDE50, Former Cleaners Products Supply
Address: 50-45 Barnett Avenue, Sunnyside, NY
Preparer's Name:

Sampling Information

Sample name(as it appears on CoC): SVMP-103

Sample location (include depth/elevation):

Laboratory and analysis: TO-15

Purge Volume: 6L

1. Summa Canister Information

Laboratory ID #: 5547

Cleaning/Certification Date: —

Batch #/Analyst: L2537779-08

2. Flow Controller/Metering Valve Information

Laboratory ID #: 0795

s/n: A0271057

model/lot #: H/C 573533

3. Diaphragm/Bellows Valve

Manufacturer: swagelok

s/n or lot #: SS-DSS4

model #: 569466

4. Laboratory/Field Vacuums

Laboratory Vacuum (Before Sampling): -29.8 "Hg

Field Vacuum (Start Sampling): -30.01 "Hg

Field Vacuum (Stop Sampling): -5.81 "Hg

Laboratory Vacuum (After Sampling) _____ "Hg

5. Collection Period

Sample collection start time (24 hr. clock): 8:05

Sample collection end time (24 hr. clock): 10:05

Pace Analytical®

Phone: 612-607-6400
Fax: 612-607-6344

https://www.pacelabs.com/

CHAIN OF CUSTODY RECORD (AIR)

Doc #378 Rev 2_01122021

1800 Elm Street SE
Minneapolis, MN 55414

Contact: https://www.pacelabs.com/contact-us/contact-environmental-sciences/

Company Name:	NYSDEC/EAR
Address:	225 Atlantic Ave., Patchogue, NY
Phone:	(631) 447-6400
Project Name:	Former Cleaners Products Supply
Project Location:	Sunnyside, NY
Project Number:	NYSDEC Site #241123
Project Manager:	DEC: Kyle Forster, EAR: Steve Goetz
Pace Analytical Quote Name/Number:	
Invoice Recipient:	NYSDEC
Sampled By:	EAR

Turnaround Time Requested

7-Day ☐ 10-Day ☐
Due Date: Standard TAT

Notification/Data Required

1-Day ☐ 3-Day ☐
2-Day ☐ 4-Day ☐

Data Delivered

Format: PDF ☑ EXCEL ☑
Other:
CLP Like Data Pkg Required: ☐
Email To:
Fax To #:

ANALYSIS REQUESTED

Lab Use	Client Use	Collection Data		Duration	Flow Rate	Matrix	Volume	EPA Method TO-15, DER TCL				" Hg			Summa Can ID	Flow Controller ID
Pace Analytical Work Order#	Client Sample ID / Description	Beginning Date/Time	Ending Date/Time	Total Minutes Sampled	☐ m³/min ☐ L/min	Code	☑ Liters ☐ m³					Initial Pressure	Final Pressure	Lab Receipt Pressure		
	Svmp - 103	6/30/25 805	6/30/25 1005	2 hrs		SG	GL	X				-30	-5		5547	0795
	Svmp - 102	812	1012	↓		↓	↓	X				-29	-6		1052	0378
	Svmp - 101	↓ 821	↓ 1021	↓		↓	↓	X				-30	-8		2935	01451

Please fill out completely, sign, date and retain the yellow copy for your records

Summa canisters and flow controllers must be returned within 15 days of receipt or rental fees will apply

For summa canister and flow controller information please refer to the Pace Analytical Air Media Agreement

Comments: Category A (Level 2) deliverables requested.

Please use the following codes to indicate possible sample concentration within the Conc Code column above:
H - High; M - Medium; L - Low; C - Clean; U - Unknown

Matrix Codes:

SG = SOIL GAS
IA = INDOOR AIR
AMB = AMBIENT
SS = SUB SLAB
D = DUP
BL = BLANK
O = Other:

Relinquished by: (signature) Jason Brom	Date/Time: 7/1/25 1315
Received by: (signature) Al Receiving Room	Date/Time: 7/1/25 1315
Relinquished by: (signature)	Date/Time:
Received by: (signature)	Date/Time:
Relinquished by: (signature)	Date/Time:
Received by: (signature)	Date/Time:

Detection Limit Requirements

MA	
Other	

Special Requirements

- ☐ MA MCP Required
- MCP Certification Form Required
- ☐ CT RCP Required
- RCP Certification Form Required
- ☐ Other

Pace Analytical™

NELAC and AIHA-LAP, LLC Accredited

Project Entity

- ☐ Government ☐ Municipality ☐ MWRA ☐ WRTA
- ☐ Federal ☐ 21 J ☐ School
- ☐ City ☐ Brownfield ☐ MBTA

Other
- ☐ Chromatogram
- ☐ AIHA-LAP,LLC

PCB ONLY
- ☐ Soxhlet
- ☐ Non Soxhlet

SVI / Soil Vapor Sampling Sheet

Sample ID: Sump - 104

Date(s) Sampled: 7/1/25
Site ID: DEC-SUNNYSIDE50, Former Cleaners Products Supply
Address: 50-45 Barnett Avenue, Sunnyside, NY
Technicians: JB MJM

Weather (Sample Start)

Date/Time: 7/1/25 800
Source: Weather.com
Temperature (°F) 77
Pressure (in. Hg): 29.9
Wind Direction: SW
PID (include units): 0

Indoor Conditions (Sample Start)

Date/Time:
HVAC Operating: yes (specify:_____) / no
Temperature (°F):
Pressure (in. Hg):
PID (include units):

Weather (Sample End)

Date/Time: 7/1/25 1000
Source: Weather.com
Temperature (°F) 84
Pressure (in. Hg): 29.9
Wind Direction: SW
PID (include units): 0

Indoor Conditions (Sample End)

Date/Time:
HVAC Operating: yes (specify:_____) / no
Temperature (°F):
Pressure (in. Hg):
PID (include units):

Equipment (Include copies of rental equipment calibration reports with field notes):

PID:	ppb RAE / other:	Rental? (yes) / no
Helium Detector:	MGD-2002 / other:	Rental? (yes) / no
Sample Pump:	Gilian GilAir Plus / other:	Rental? (yes) / no
Flow Calibrator:	BIOS Defender (M or L) / other:	Rental? (yes) / no

Calibration Notes:

General Information

Sample Type: sub-slab / (soil vapor)
NYSDOH Building Questionnaire completed: NA / yes / (no)
Associated indoor air sampled collected: NA / yes / (no)
Associated outdoor air sample collected: NA / yes / (no)
Sample duration (hours): 2
Surface material: Concrete
Surface material thickness (inches): N/A
Tubing material: HDPE
Tubing length (feet): 6'
Tubing diameter (inches) (standard (0.17"x0.25")) / other:
Connection type to SUMMA: (compression fitting) / silicone / other:

SVI / Soil Vapor Sampling Sheet

Sample ID: Svmp-104

Date(s) Sampled: 7/1/25

Site ID: DEC-SUNNYSIDE50, Former Cleaners Products Supply

Address: 50-45 Barnett Avenue, Sunnyside, NY

Technicians: JB MJM



Sample Pump Data

Calibrated using BIOS Defender (M or L model): (yes) / no

Calibrated flow rate (L/min.): .20L

Purge Volume (assumes standard tubing size, $V=\pi r^2 h$, 28.32 L/cu. ft. conversion)

Tubing volume/SVI Calculations

1 Volume multiplier = 0.00016

a) 1 $Volume_{cu.\ ft.}$ (multiplier times tubing length) = .00096

b) 1 $Volume_{Liters}$ (multiply a by 28.32 L/cu. ft.) = .0271

c) 3 $Volumes_{Liters}$ (multiply b by 3) = .08156

Additional Calculations :

Purge Duration (Calculation = Total Purge/Calculated Flow Rate , result will be in minutes)

.08156/.20 = .40 min = 24 seconds

Test Chamber Construction

Material: (polycarbonate) / other:

Size (Liters): 8L

Sealing material: (natural clay) / other:

Sealed to surface using poly sheeting: (yes) / no

Sample tubing sealed at grade: (yes) / no

Sample tubing sealed at poly entry & exit: (yes) / no

Tracer gas used: (UHP Helium) / other:

Checked test chamber seals: (yes) / no

Were any leaks detected? yes / (no)

If yes, were seals corrected? yes / no

Were any leaks detected after correction? yes / no

Photodocumented completed test chamber: (yes) / no

Tracer Gas Concentrations (%):

Sample Start: 69%

Sample End: 50%

SVI / Soil Vapor Sampling Sheet

Sample ID: SVMP-104

Date(s) Sampled: 7/1/25

Site ID: DEC-SUNNYSIDE50, Former Cleaners Products Supply

Address: 50-45 Barnett Avenue, Sunnyside, NY

Technicians: JB MJM

Sample Tubing Readings

Before Purge:
- PID: 0
- He: 0

After Purge:
- PID: 0
- He: 0

After Sampling:
- PID: 0
- He: 0

Purge Details

- Purge Start Date/Time: 7/1/25 800
- Purge End Date/Time: 7/1/25 800
- Purge Duration (sec.): 24

Sample Details

-Use Sample Log Sheet for sample details

Sample Completion

- Restored borehole at grade: (yes) / no
- Restored using: concrete / other: SVMP Point
- Photodocumented restoration: yes / (no)

Additional Notes:

Sample Log Sheet

Date: 7/1/25
Site ID: DEC-SUNNYSIDE50, Former Cleaners Products Supply
Address: 50-45 Barnett Avenue, Sunnyside, NY
Preparer's Name: JB MJM

Sampling Information

Sample name(as it appears on CoC): SVMP-104

Sample location (include depth/elevation):

Laboratory and analysis: TO-15

Purge Volume: 6L

1. Summa Canister Information

Laboratory ID #: 2281

Cleaning/Certification Date: —

Batch #/Analyst: L2537779-08

2. Flow Controller/Metering Valve Information

Laboratory ID #: 02007

s/n: A485162 002

model/lot #: —

3. Diaphragm/Bellows Valve

Manufacturer: Swagelok

s/n or lot #: 789740

model #: SS-DS54

4. Laboratory/Field Vacuums

Laboratory Vacuum (Before Sampling): -29.8 "Hg

Field Vacuum (Start Sampling): -29.75 "Hg

Field Vacuum (Stop Sampling): -5.68 "Hg

Laboratory Vacuum (After Sampling) _____ "Hg

5. Collection Period

Sample collection start time (24 hr. clock): 804

Sample collection end time (24 hr. clock): 10:04

SVI / Soil Vapor Sampling Sheet

Sample ID: SVMP-105R

Date(s) Sampled: 7/1/25
Site ID: DEC-SUNNYSIDE50, Former Cleaners Products Supply
Address: 50-45 Barnett Avenue, Sunnyside, NY
Technicians: JB MJM

Weather (Sample Start)
Date/Time: 7/1/25 800
Source: Weather.com
Temperature (°F): 77
Pressure (in. Hg): 29.9"
Wind Direction: SW
PID (include units): 0

Indoor Conditions (Sample Start)
Date/Time:
HVAC Operating: yes (specify:_____) / no
Temperature (°F):
Pressure (in. Hg):
PID (include units):

Weather (Sample End)
Date/Time: 7/1/25 1000
Source: Weather.com
Temperature (°F): 84
Pressure (in. Hg): 29.9
Wind Direction: SW
PID (include units): 0

Indoor Conditions (Sample End)
Date/Time:
HVAC Operating: yes (specify:_____) / no
Temperature (°F):
Pressure (in. Hg):
PID (include units):

Equipment (Include copies of rental equipment calibration reports with field notes):

PID:	~~ppb RAE~~ / other:	Rental? ~~yes~~ / no
Helium Detector:	~~MGD-2002~~ / other:	Rental? ~~yes~~ / no
Sample Pump:	~~Gilian GilAir Plus~~ / other:	Rental? ~~yes~~ / no
Flow Calibrator:	~~BIOS Defender~~ (M or L) / other:	Rental? ~~yes~~ / no

Calibration Notes:

General Information

Sample Type:	sub-slab / ~~soil vapor~~
NYSDOH Building Questionnaire completed:	NA / yes / ~~no~~
Associated indoor air sampled collected:	NA / yes / ~~no~~
Associated outdoor air sample collected:	NA / yes / ~~no~~
Sample duration (hours):	2
Surface material:	concrete
Surface material thickness (inches):	N/A
Tubing material:	HDPE
Tubing length (feet):	8'
Tubing diameter (inches)	~~standard (0.17"x0.25")~~ / other:
Connection type to SUMMA:	~~compression fitting~~ / silicone / other:

SVI / Soil Vapor Sampling Sheet

Sample ID: SVMP-105R

Date(s) Sampled: 7/1/25
Site ID: DEC-SUNNYSIDE50, Former Cleaners Products Supply
Address: 50-45 Barnett Avenue, Sunnyside, NY
Technicians: JB MJM



Sample Pump Data

Calibrated using BIOS Defender (M or L model): (yes) / no
Calibrated flow rate (L/min.): .20L

Purge Volume (assumes standard tubing size, $V=\pi r^2 h$, 28.32 L/cu. ft. conversion)

Tubing volume/SVI Calculations

1 Volume multiplier = 0.00016

a) 1 $Volume_{cu.\ ft.}$ (multiplier times tubing length) = .00128

b) 1 $Volume_{Liters}$ (multiply a by 28.32 L/cu. ft.) = .0362

c) 3 $Volumes_{Liters}$ (multiply b by 3) = .1087

Additional Calculations :

Purge Duration (Calculation = Total Purge/Calculated Flow Rate , result will be in minutes)

.1087/.20 = 0.5 min = 30 seconds

Test Chamber Construction

Material: (polycarbonate) / other:
Size (Liters): 8L
Sealing material: (natural clay) / other:
Sealed to surface using poly sheeting: (yes) / no
Sample tubing sealed at grade: (yes) / no
Sample tubing sealed at poly entry & exit: (yes) / no
Tracer gas used: (UHP Helium) / other:
Checked test chamber seals: (yes) / no
Were any leaks detected? yes / (no)
If yes, were seals corrected? yes / no
Were any leaks detected after correction? yes / no
Photodocumented completed test chamber: (yes) / no

Tracer Gas Concentrations (%):

Sample Start: 69%
Sample End: 31%

SVI / Soil Vapor Sampling Sheet

Sample ID: SVMP-105R

Date(s) Sampled: 7/1/25

Site ID: DEC-SUNNYSIDE50, Former Cleaners Products Supply

Address: 50-45 Barnett Avenue, Sunnyside, NY

Technicians: JB MJM



Sample Tubing Readings

Before Purge:		After Purge:	
PID:	0	PID:	0
He:	0	He:	0
After Sampling:			
PID:	0		
He:	6		

Purge Details

Purge Start Date/Time:	7/1/25 8:14
Purge End Date/Time:	7/1/25 8:14
Purge Duration (sec.):	30

Sample Details

-Use Sample Log Sheet for sample details

Sample Completion

Restored borehole at grade:	(yes) / no
Restored using:	concrete / other: SVMP Cmt
Photodocumented restoration:	yes / (no)

Additional Notes:

Sample Log Sheet

Date: 7/1/25
Site ID: DEC-SUNNYSIDE50, Former Cleaners Products Supply
Address: 50-45 Barnett Avenue, Sunnyside, NY
Preparer's Name: JB MJM

Sampling Information

Sample name(as it appears on CoC): SVMP-105-R

Sample location (include depth/elevation):

Laboratory and analysis: TO-15

Purge Volume: 6L

1. Summa Canister Information

Laboratory ID #: 3325

Cleaning/Certification Date: –

Batch #/Analyst: L2537779-08

2. Flow Controller/Metering Valve Information

Laboratory ID #: 01763

s/n: –

model/lot #: H/L 58 4/26

3. Diaphragm/Bellows Valve

Manufacturer: Entech

s/n or lot #: –

model #: –

4. Laboratory/Field Vacuums

Laboratory Vacuum (Before Sampling): -29.8 "Hg

Field Vacuum (Start Sampling): -30.26 "Hg

Field Vacuum (Stop Sampling): -7.34 "Hg

Laboratory Vacuum (After Sampling) _____ "Hg

5. Collection Period

Sample collection start time (24 hr. clock): 8:15

Sample collection end time (24 hr. clock): 1015

Sample Log Sheet

Date: 7/1/25
Site ID: DEC-SUNNYSIDE50, Former Cleaners Products Supply
Address: 50-45 Barnett Avenue, Sunnyside, NY
Preparer's Name: JB MJM

Sampling Information

Sample name(as it appears on CoC): SVMP-X

Sample location (include depth/elevation): next to SVMP-105 (dupe)

Laboratory and analysis: TO-15

Purge Volume: 6L

1. Summa Canister Information

Laboratory ID #: 2834

Cleaning/Certification Date: -

Batch #/Analyst: L2536742-09

2. Flow Controller/Metering Valve Information

Laboratory ID #: 02008

s/n: A485S 14Q1

model/lot #: -

3. Diaphragm/Bellows Valve

Manufacturer: Entech

s/n or lot #: -

model #: -

4. Laboratory/Field Vacuums

Laboratory Vacuum (Before Sampling): -29.6 "Hg

Field Vacuum (Start Sampling): -29.92 "Hg

Field Vacuum (Stop Sampling): -5.20 "Hg

Laboratory Vacuum (After Sampling) _____ "Hg

5. Collection Period

Sample collection start time (24 hr. clock): 8:15

Sample collection end time (24 hr. clock): 1015

SVI / Soil Vapor Sampling Sheet

Sample ID: SVMP-106R

Date(s) Sampled: 7/1/25
Site ID: DEC-SUNNYSIDE50, Former Cleaners Products Supply
Address: 50-45 Barnett Avenue, Sunnyside, NY
Technicians: JB MJM

Weather (Sample Start)
Date/Time: 7/1/25 800
Source: Weather.com
Temperature (°F): 77
Pressure (in. Hg): 29.9"
Wind Direction: SW
PID (include units): 0

Indoor Conditions (Sample Start)
Date/Time:
HVAC Operating: yes (specify:_____) / no
Temperature (°F):
Pressure (in. Hg):
PID (include units):

Weather (Sample End)
Date/Time: 7/1/25 1000
Source: Weather.com
Temperature (°F): 84
Pressure (in. Hg): 29.9"
Wind Direction: SW
PID (include units): 0

Indoor Conditions (Sample End)
Date/Time:
HVAC Operating: yes (specify:_____) / no
Temperature (°F):
Pressure (in. Hg):
PID (include units):

Equipment (Include copies of rental equipment calibration reports with field notes):

PID:	ppb RAE / other:	Rental? yes / no
Helium Detector:	MGD-2002 / other:	Rental? yes / no
Sample Pump:	Gilian GilAir Plus / other:	Rental? yes / no
Flow Calibrator:	BIOS Defender (M or L) / other:	Rental? yes / no

Calibration Notes:

General Information

Sample Type:	sub-slab / soil vapor
NYSDOH Building Questionnaire completed:	NA / yes / no
Associated indoor air sampled collected:	NA / yes / no
Associated outdoor air sample collected:	NA / yes / no
Sample duration (hours):	2
Surface material:	Concrete
Surface material thickness (inches):	N/A
Tubing material:	HDPE
Tubing length (feet):	8'
Tubing diameter (inches)	standard (0.17"x0.25") / other:
Connection type to SUMMA:	compression fitting / silicone / other:

SVI / Soil Vapor Sampling Sheet

Sample ID: Sump - 106 R

Date(s) Sampled: 7/1/25
Site ID: DEC-SUNNYSIDE50, Former Cleaners Products Supply
Address: 50-45 Barnett Avenue, Sunnyside, NY
Technicians: JB MJM



Sample Pump Data

Calibrated using BIOS Defender (M or L model): (yes) / no
Calibrated flow rate (L/min.): .20 L

Purge Volume (assumes standard tubing size, $V=\pi r^2 h$, 28.32 L/cu. ft. conversion)

Tubing volume/SVI Calculations

1 Volume multiplier = 0.00016

a) 1 $Volume_{cu.\ ft.}$ (multiplier times tubing length) = .00128

b) 1 $Volume_{Liters}$ (multiply a by 28.32 L/cu. ft.) = .0362

c) 3 $Volumes_{Liters}$ (multiply b by 3) = .1087

Additional Calculations :

Purge Duration (Calculation = Total Purge/Calculated Flow Rate , result will be in minutes)

.1087/.20 = .30 = 30 seconds

Test Chamber Construction

Material: (polycarbonate) / other:
Size (Liters): 8L
Sealing material: (natural clay) / other:
Sealed to surface using poly sheeting: (yes) / no
Sample tubing sealed at grade: (yes) / no
Sample tubing sealed at poly entry & exit: (yes) / no
Tracer gas used: (UHP Helium) / other:
Checked test chamber seals: (yes) / no
Were any leaks detected? yes / (no)
If yes, were seals corrected? yes / no
Were any leaks detected after correction? yes / no
Photodocumented completed test chamber: (yes) / no

Tracer Gas Concentrations (%):

Sample Start: 68%
Sample End: 44%

SVI / Soil Vapor Sampling Sheet

Sample ID: SVMP-106R

Date(s) Sampled: 7/1/25
Site ID: DEC-SUNNYSIDE50, Former Cleaners Products Supply
Address: 50-45 Barnett Avenue, Sunnyside, NY
Technicians: JB MJM



Sample Tubing Readings

Before Purge:
PID: 0
He: 0

After Purge:
PID: 0
He: 0

After Sampling:
PID: 0
He: 0

Purge Details

Purge Start Date/Time: 7/1/25 8:01
Purge End Date/Time: 7/1/25 8:01
Purge Duration (sec.): 30 seconds

Sample Details

-Use Sample Log Sheet for sample details

Sample Completion

Restored borehole at grade: (yes) / no
Restored using: concrete / other: SVMP point
Photodocumented restoration: yes / (no)

Additional Notes:

Sample Log Sheet

Date: 7/1/25
Site ID: DEC-SUNNYSIDE50, Former Cleaners Products Supply
Address: 50-45 Barnett Avenue, Sunnyside, NY
Preparer's Name: JB MJN

Sampling Information

Sample name(as it appears on CoC): SVMP-106R

Sample location (include depth/elevation):

Laboratory and analysis: TO-15

Purge Volume: 6L

1. Summa Canister Information

Laboratory ID #: 3149

Cleaning/Certification Date: –

Batch #/Analyst: L2537779-08

2. Flow Controller/Metering Valve Information

Laboratory ID #: 0830

s/n: A0280867

model/lot #: H/L 800138

3. Diaphragm/Bellows Valve

Manufacturer: Entech

s/n or lot #: –

model #: –

4. Laboratory/Field Vacuums

Laboratory Vacuum (Before Sampling): -29.8 "Hg

Field Vacuum (Start Sampling): -29.83 "Hg

Field Vacuum (Stop Sampling): -6.44 "Hg

Laboratory Vacuum (After Sampling) _____ "Hg

5. Collection Period

Sample collection start time (24 hr. clock): 8:09

Sample collection end time (24 hr. clock): 10:09

Pace Analytical®

Phone: 612-607-6400
Fax: 612-607-6344

https://www.pacelabs.com/

Doc #378 Rev 2_01122021

CHAIN OF CUSTODY RECORD (AIR)

1800 Elm Street SE
Minneapolis, MN 55414

Page 1 of 1

Contact: https://www.pacelabs.com/contact-us/contact-environmental-sciences/

Company Name:	NYSDEC/EAR
Address:	225 Atlantic Ave., Patchogue, NY
Phone:	(631) 447-6400
Project Name:	Former Cleaners Products Supply
Project Location:	Sunnyside, NY
Project Number:	NYSDEC Site #241123
Project Manager:	DEC: Kyle Forster, EAR: Steve Goetz
Pace Analytical Quote Name/Number:	
Invoice Recipient:	NYSDEC
Sampled By:	EAR

Requested Turnaround Time
7-Day ☐ 10-Day ☐
Due Date: Standard TAT

Rush Analytical Requested
1-Day ☐ 3-Day ☐
2-Day ☐ 4-Day ☐

Data Delivery
Format: PDF ☑ EXCEL ☑
Other:
CLP Like Data Pkg Required: ☐
Email To:
Fax To #:

ANALYSIS REQUESTED

Lab Use	Client Use	Collection Data		Duration	Flow Rate	Matrix	Volume	EPA Method TO-15, DER TCL				" Hg			Please fill out completely, sign, date and retain the yellow copy for your records	
Pace Analytical Work Order#	Client Sample ID / Description	Beginning Date/Time	Ending Date/Time	Total Minutes Sampled	☐ m³/min ☐ L/min	Code	☑ Liters ☐ m³					Initial Pressure	Final Pressure	Lab Receipt Pressure	Summa Can ID	Flow Controller ID
	SVMP-104	7/1/25 804	7/1/25 1004	2hour		SG	6	X				-29	-5		2281	02057
	SVMP-105R	815	1015					X				-30	-7		3325	01763
	SVMP-X	–	–					X				-29	-5		2834	02008
	SVMP-106R	809	1009					X				-29	-6		3149	0830

Summa canisters and flow controllers must be returned within 15 days of receipt or rental fees will apply

For summa canister and flow controller information please refer to the Pace Analytical Air Media Agreement

Comments: Category A (Level 2) deliverables requested.

Please use the following codes to indicate possible sample concentration within the Conc Code column above:
H - High; M - Medium; L - Low; C - Clean; U - Unknown

Matrix Codes:
SG = SOIL GAS
IA = INDOOR AIR
AMB = AMBIENT
SS = SUB SLAB
D = DUP
BL = BLANK
O = Other:

Relinquished by: (signature) Jason Rom	Date/Time: 7/1/25 13:15	
Received by: (signature) Receiving Room	Date/Time: 7/1/25 13:15	
Relinquished by: (signature)	Date/Time:	
Received by: (signature)	Date/Time:	
Relinquished by: (signature)	Date/Time:	
Received by: (signature)	Date/Time:	

Stakeholder Email Requirements

Lab	
Other	

Special Requirements

☐	MA MCP Required
	MCP Certification Form Required
☐	CT RCP Required
	RCP Certification Form Required
☐	Other

Pace Analytical®

NELAC and AIHA-LAP, LLC Accredited

Project Entity
☐ Government ☐ Municipality ☐ MWRA ☐ WRTA
☐ Federal ☐ 21 J ☐ School
☐ City ☐ Brownfield ☐ MBTA

Other
☐ Chromatogram
☐ AIHA-LAP,LLC

PCB ONLY
☐ Soxhlet
☐ Non Soxhlet

SVI / Soil Vapor Sampling Sheet

Sample ID: SVMP-101

Date(s) Sampled: 2/18/26
Site ID: DEC-SUNNYSIDE50, Former Cleaners Products Supply
Address: 50-45 Barnett Avenue, Sunnyside, NY
Technicians: JB MJM

Weather (Sample Start)
Date/Time: 2/18/26 8:30
Source: Weather.com
Temperature (°F) 38
Pressure (in. Hg): 30"
Wind Direction: Calm
PID (include units): 0

Indoor Conditions (Sample Start)
Date/Time:
HVAC Operating: yes (specify:) / no
Temperature (°F):
Pressure (in. Hg):
PID (include units):

Weather (Sample End)
Date/Time: 2/18/26 10:30
Source: Weather.com
Temperature (°F) 39
Pressure (in. Hg): 30"
Wind Direction: Calm
PID (include units): 0

Indoor Conditions (Sample End)
Date/Time:
HVAC Operating: yes (specify:) / no
Temperature (°F):
Pressure (in. Hg):
PID (include units):

Equipment (Include copies of rental equipment calibration reports with field notes):

PID:	~~ppb~~ RAE / other:	Rental? (yes) / no
Helium Detector:	~~MGD-2002~~ / other:	Rental? (yes) / no
Sample Pump:	~~Gilian GilAir Plus~~ / other:	Rental? (yes) / no
Flow Calibrator:	~~BIOS Defender (M or L)~~ / other:	Rental? (yes) / no

Calibration Notes:
did not have Bio defender at setup. We set the pump to .18 L/min

General Information

Sample Type:	sub-slab / (soil vapor)
NYSDOH Building Questionnaire completed:	(NA) / yes / no
Associated indoor air sampled collected:	(NA) / yes / no
Associated outdoor air sample collected:	(NA) / yes / no
Sample duration (hours):	2
Surface material:	concrete
Surface material thickness (inches):	N/A
Tubing material:	LDPE
Tubing length (feet):	5'
Tubing diameter (inches)	~~standard (0.17"x0.25")~~ / other:
Connection type to SUMMA:	(compression fitting) / silicone / other:

SVI / Soil Vapor Sampling Sheet

Sample ID: SVMP-101

Date(s) Sampled: 9/18/26
Site ID: DEC-SUNNYSIDE50, Former Cleaners Products Supply
Address: 50-45 Barnett Avenue, Sunnyside, NY
Technicians: JB MJM

Sample Pump Data
Calibrated using BIOS Defender (M or L model): (yes) / no
Calibrated flow rate (L/min.): .18L min

Purge Volume (assumes standard tubing size, $V=\pi r^2 h$, 28.32 L/cu. ft. conversion)
Tubing volume/SVI Calculations
1 Volume multiplier = 0.00016
a) 1 $Volume_{cu.\ ft.}$ (multiplier times tubing length) = 0.0008
b) 1 $Volume_{Liters}$ (multiply a by 28.32 L/cu. ft.) = 0.0226
c) 3 $Volumes_{Liters}$ (multiply b by 3) = 0.067
Additional Calculations :

Purge Duration (Calculation = Total Purge/Calculated Flow Rate , result will be in minutes)

.067/.18 = .37min = 22 seconds

Test Chamber Construction
Material: (polycarbonate) / other:
Size (Liters): 8L
Sealing material: (natural clay) / other:
Sealed to surface using poly sheeting: (yes) / no
Sample tubing sealed at grade: (yes) / no
Sample tubing sealed at poly entry & exit: (yes) / no
Tracer gas used: (UHP Helium) / other:
Checked test chamber seals: (yes) / no
Were any leaks detected? (yes) / no
If yes, were seals corrected? (yes) / no
Were any leaks detected after correction? yes / (no)
Photodocumented completed test chamber: (yes) / no

Tracer Gas Concentrations (%):
Sample Start: 51%
Sample End: 48%

SVI / Soil Vapor Sampling Sheet

Sample ID: SVMP-101

Date(s) Sampled: 2/18/26
Site ID: DEC-SUNNYSIDE50, Former Cleaners Products Supply
Address: 50-45 Barnett Avenue, Sunnyside, NY
Technicians: JB MJM

ENVIRONMENTAL ASSESSMENT & REMEDIATION

Sample Tubing Readings

Before Purge:		After Purge:	
PID:	0	PID:	0
He:	0	He:	0

After Sampling:
PID: 0
He: 0

Purge Details

Purge Start Date/Time: 2/18/26 8:37
Purge End Date/Time: 2/18/26 8:37
Purge Duration (sec.): 22 seconds

Sample Details

-Use Sample Log Sheet for sample details

Sample Completion

Restored borehole at grade: (yes) / no
Restored using: concrete / other: N/A manhole cover
Photodocumented restoration: yes / (no)

Additional Notes:

Tubing only went down ~2FT Below grade before hitting dirt

ENVIRONMENTAL ASSESSMENT & REMEDIATIONS

Sample Log Sheet

Date: 2/18/26
Site ID: DEC-SUNNYSIDE50, Former Cleaners Products Supply
Address: 50-45 Barnett Avenue, Sunnyside, NY
Preparer's Name: JB MJM

Sampling Information

Sample name(as it appears on CoC): SVMP-101

Sample location (include depth/elevation): Corner of Barnett & 51st Street

Laboratory and analysis: TO-15

Purge Volume: 6L

1. Summa Canister Information

Laboratory ID #: 5869

Cleaning/Certification Date: —

Batch #/Analyst: L2601926 - 07

2. Flow Controller/Metering Valve Information

Laboratory ID #: —

s/n: A0098637

model/lot #: 4/L 08 - 0019

3. Diaphragm/Bellows Valve

Manufacturer: swagelok

s/n or lot #: 0004348148

model #: SS-4H

4. Laboratory/Field Vacuums

Laboratory Vacuum (Before Sampling): -28.6 "Hg

Field Vacuum (Start Sampling): -30 "Hg

Field Vacuum (Stop Sampling): -7 "Hg

Laboratory Vacuum (After Sampling) _____ "Hg

5. Collection Period

Sample collection start time (24 hr. clock): 8:39

Sample collection end time (24 hr. clock): 10139

SVI / Soil Vapor Sampling Sheet

Sample ID: Sump-102

Date(s) Sampled: 2/18/26
Site ID: DEC-SUNNYSIDE50, Former Cleaners Products Supply
Address: 50-45 Barnett Avenue, Sunnyside, NY
Technicians: JB MJM

Weather (Sample Start)
Date/Time: 2/18/26 830
Source: Weather.com
Temperature (°F) 38
Pressure (in. Hg): 30"
Wind Direction: Calm
PID (include units): 0

Indoor Conditions (Sample Start)
Date/Time:
HVAC Operating: yes (specify:) no
Temperature (°F):
Pressure (in. Hg):
PID (include units):

Weather (Sample End)
Date/Time: 2/18/26 1830
Source: Weather.com
Temperature (°F) 40f
Pressure (in. Hg): 30"
Wind Direction: Calm
PID (include units): 0

Indoor Conditions (Sample End)
Date/Time:
HVAC Operating: yes (specify:) no
Temperature (°F):
Pressure (in. Hg):
PID (include units):

Equipment (Include copies of rental equipment calibration reports with field notes):

PID:	(ppb RAE) / other:	Rental? (yes) / no
Helium Detector:	(MGD-2002) / other:	Rental? (yes) / no
Sample Pump:	~~Silian GilAir Plus~~ / other:	Rental? (yes) / no
Flow Calibrator:	(BIOS Defender (M) or L) / other:	Rental? (yes) / no

Calibration Notes:

General Information

Sample Type:	(sub-slab) / soil vapor
NYSDOH Building Questionnaire completed:	(NA) / yes / no
Associated indoor air sampled collected:	(NA) / yes / no
Associated outdoor air sample collected:	(NA) / yes / no
Sample duration (hours):	2
Surface material:	N/A Concrete
Surface material thickness (inches):	N/A
Tubing material:	LDPE
Tubing length (feet):	8ft
Tubing diameter (inches)	(standard (0.17"x0.25")) / other:
Connection type to SUMMA:	(compression fitting) / silicone / other:

SVI / Soil Vapor Sampling Sheet

Sample ID: SVMP-102

Date(s) Sampled: 2/18/26
Site ID: DEC-SUNNYSIDE50, Former Cleaners Products Supply
Address: 50-45 Barnett Avenue, Sunnyside, NY
Technicians: JB MJM

Sample Pump Data

Calibrated using BIOS Defender (M or L model): (yes) / no
Calibrated flow rate (L/min.): .18 L/min

Purge Volume (assumes standard tubing size, $V=\pi r^2 h$, 28.32 L/cu. ft. conversion)

Tubing volume/SVI Calculations

1 Volume multiplier = 0.00016

a) 1 $Volume_{cu.\ ft.}$ (multiplier times tubing length) = 0.60128

b) 1 $Volume_{Liters}$ (multiply a by 28.32 L/cu. ft.) = 0.0362

c) 3 $Volumes_{Liters}$ (multiply b by 3) = 0.1087

Additional Calculations :

Purge Duration (Calculation = Total Purge/Calculated Flow Rate , result will be in minutes)

0.1087/.18 = .60 min = 36 seconds

Test Chamber Construction

Material: (polycarbonate) / other:
Size (Liters): 8L
Sealing material: (natural clay) / other:
Sealed to surface using poly sheeting: (yes) / no
Sample tubing sealed at grade: (yes) / no
Sample tubing sealed at poly entry & exit: (yes) / no
Tracer gas used: (UHP Helium) / other:
Checked test chamber seals: (yes) / no
Were any leaks detected? yes / (no)
If yes, were seals corrected? yes / no
Were any leaks detected after correction? yes / no
Photodocumented completed test chamber: (yes) / no

Tracer Gas Concentrations (%):

Sample Start: 60%
Sample End: 55%

SVI / Soil Vapor Sampling Sheet

Sample ID: SVMP-102

Date(s) Sampled: 2/18/26
Site ID: DEC-SUNNYSIDE50, Former Cleaners Products Supply
Address: 50-45 Barnett Avenue, Sunnyside, NY
Technicians: JB MJM

Sample Tubing Readings

Before Purge:		After Purge:	
PID:	0	PID:	0
He:	0	He:	0

After Sampling:

PID:	0
He:	0

Purge Details

Purge Start Date/Time:	2/18/26 8:20
Purge End Date/Time:	2/18/26 8:20
Purge Duration (sec.):	36 seconds

Sample Details

-Use Sample Log Sheet for sample details

Sample Completion

Restored borehole at grade: (yes) / no
Restored using: concrete / other: manhole cover
Photodocumented restoration: yes / (no)

Additional Notes:

Tube went down ~7FT

ENVIRONMENTAL ASSESSMENT & REMEDIATIONS

Sample Log Sheet

Date: 2/18/26
Site ID: DEC-SUNNYSIDE50, Former Cleaners Products Supply
Address: 50-45 Barnett Avenue, Sunnyside, NY
Preparer's Name: JB MJM

Sampling Information

Sample name(as it appears on CoC): SVMP-102

Sample location (include depth/elevation): near corner of Barnett & 52nd ave ~ 50' east of corner

Laboratory and analysis: TO-15

Purge Volume: 6L

1. Summa Canister Information

Laboratory ID #: 2486

Cleaning/Certification Date: —

Batch #/Analyst: L2601926-07

2. Flow Controller/Metering Valve Information

Laboratory ID #: 01039

s/n: A0334872

model/lot #: H/L 57815

3. Diaphragm/Bellows Valve

Manufacturer: Entech

s/n or lot #: —

model #: TOV-2

4. Laboratory/Field Vacuums

Laboratory Vacuum (Before Sampling): -28.7 "Hg

Field Vacuum (Start Sampling): -30 "Hg

Field Vacuum (Stop Sampling): -5 "Hg

Laboratory Vacuum (After Sampling) _____ "Hg

5. Collection Period

Sample collection start time (24 hr. clock): 8:25

Sample collection end time (24 hr. clock): 10:25

ENVIRONMENTAL ASSESSMENT & REMEDIATIONS

Blind Duplicate Sample Log Sheet

Date: 8/18/26
Site ID: DEC-SUNNYSIDE50, Former Cleaners Products Supply
Address: 50-45 Barnett Avenue, Sunnyside, NY
Preparer's Name: JB MJM

Sampling Information

Sample name(as it appears on CoC): SVMP-X

Sample location (include depth/elevation): near corner of Barnett & 52 ave ~ 50' east of corner

Laboratory and analysis: TO-15

Purge Volume: 6L

1. Summa Canister Information

Laboratory ID #: 1819

Cleaning/Certification Date: -

Batch #/Analyst: L260 1926-07

2. Flow Controller/Metering Valve Information

Laboratory ID #: -

s/n: 123643

model/lot #: 7249939

3. Diaphragm/Bellows Valve

Manufacturer: Swagelok

s/n or lot #: 421337

model #: SS-DSS4

4. Laboratory/Field Vacuums

Laboratory Vacuum (Before Sampling): -28.6 "Hg

Field Vacuum (Start Sampling): -30 "Hg

Field Vacuum (Stop Sampling): -4 "Hg

Laboratory Vacuum (After Sampling) _____ "Hg

5. Collection Period

Sample collection start time (24 hr. clock): 8:25

Sample collection end time (24 hr. clock): 10:25

SVI / Soil Vapor Sampling Sheet

Sample ID: SVMP-103

Date(s) Sampled: 2/18/26
Site ID: DEC-SUNNYSIDE50, Former Cleaners Products Supply
Address: 50-45 Barnett Avenue, Sunnyside, NY
Technicians: JB MJM

Weather (Sample Start)
Date/Time: 2/18/26 8:30
Source: Weather.com
Temperature (°F) 38
Pressure (in. Hg): 30"
Wind Direction: Calm
PID (include units): 0

Indoor Conditions (Sample Start)
Date/Time:
HVAC Operating: yes (specify:) / no
Temperature (°F):
Pressure (in. Hg):
PID (include units):

Weather (Sample End)
Date/Time: 2/18/26 8:30
Source: Weather.com
Temperature (°F) 38
Pressure (in. Hg): 30"
Wind Direction: Calm
PID (include units): 0

Indoor Conditions (Sample End)
Date/Time:
HVAC Operating: yes (specify:) / no
Temperature (°F):
Pressure (in. Hg):
PID (include units):

Equipment (Include copies of rental equipment calibration reports with field notes):

PID:	ppb RAE / other:	Rental? yes / no
Helium Detector:	MGD-2002 / other:	Rental? yes / no
Sample Pump:	Gilian GilAir Plus / other:	Rental? yes / no
Flow Calibrator:	BIOS Defender (Moor L) / other:	Rental? yes / no

Calibration Notes:

General Information

Sample Type:	sub-slab / soil vapor
NYSDOH Building Questionnaire completed:	NA / yes / no
Associated indoor air sampled collected:	NA / yes / no
Associated outdoor air sample collected:	NA / yes / no
Sample duration (hours):	2
Surface material:	Concrete
Surface material thickness (inches):	N/A
Tubing material:	LDPE
Tubing length (feet):	5'
Tubing diameter (inches)	standard (0.17"x0.25") / other:
Connection type to SUMMA:	compression fitting / silicone / other:

SVI / Soil Vapor Sampling Sheet

Sample ID: SVMP-103

Date(s) Sampled: 2/18/26
Site ID: DEC-SUNNYSIDE50, Former Cleaners Products Supply
Address: 50-45 Barnett Avenue, Sunnyside, NY
Technicians: JB MJM

Sample Pump Data

Calibrated using BIOS Defender (M or L model): yes / (no)
Calibrated flow rate (L/min.): .18L min

Purge Volume (assumes standard tubing size, $V=\pi r^2 h$, 28.32 L/cu. ft. conversion)

Tubing volume/SVI Calculations

1 Volume multiplier = 0.00016

a) 1 $Volume_{cu.\ ft.}$ (multiplier times tubing length) = 0.0008

b) 1 $Volume_{Liters}$ (multiply a by 28.32 L/cu. ft.) = 0.0226

c) 3 $Volumes_{Liters}$ (multiply b by 3) = 0.067

Additional Calculations :

.067/.18 = .37 min = 22 seconds

Purge Duration (Calculation = Total Purge/Calculated Flow Rate , result will be in minutes)

Test Chamber Construction

Material: (polycarbonate) / other:
Size (Liters): 8L
Sealing material: (natural clay) / other:
Sealed to surface using poly sheeting: (yes) / no
Sample tubing sealed at grade: (yes) / no
Sample tubing sealed at poly entry & exit: (yes) / no
Tracer gas used: (UHP Helium) / other:
Checked test chamber seals: (yes) / no
Were any leaks detected? yes / (no)
If yes, were seals corrected? yes / no
Were any leaks detected after correction? yes / no
Photodocumented completed test chamber: (yes) / no

Tracer Gas Concentrations (%):

Sample Start: 55%
Sample End: 53%

SVI / Soil Vapor Sampling Sheet

Sample ID: SVMP-103

Date(s) Sampled: 2/18/26
Site ID: DEC-SUNNYSIDE50, Former Cleaners Products Supply
Address: 50-45 Barnett Avenue, Sunnyside, NY
Technicians: JB MJM

ENVIRONMENTAL ASSESSMENT & REMEDIATION

Sample Tubing Readings

Before Purge:		After Purge:	
PID:	0	PID:	0
He:	0	He:	0

After Sampling:
PID: 6
He: 0

Purge Details

Purge Start Date/Time: 2/18/26 8:34
Purge End Date/Time: 2/18/26 8:34
Purge Duration (sec.): 22 seconds

Sample Details

-Use Sample Log Sheet for sample details

Sample Completion

Restored borehole at grade: (yes) / no
Restored using: concrete / other: manhole cover
Photodocumented restoration: yes / (no)

Additional Notes:

Tubing only went down ~3 ft

ENVIRONMENTAL ASSESSMENT & REMEDIATIONS

Sample Log Sheet

Date: 2/18/26
Site ID: DEC-SUNNYSIDE50, Former Cleaners Products Supply
Address: 50-45 Barnett Avenue, Sunnyside, NY
Preparer's Name:

Sampling Information

Sample name(as it appears on CoC): SVMP-103

Sample location (include depth/elevation): ~~Hadley Library~~ In front of steve madden Building

Laboratory and analysis: TO-15

Purge Volume: 6L

1. Summa Canister Information

Laboratory ID #: 4726

Cleaning/Certification Date: —

Batch #/Analyst: L2601926-07

2. Flow Controller/Metering Valve Information

Laboratory ID #: 02087

s/n: A29734 2014

model/lot #: H/L 584126

3. Diaphragm/Bellows Valve

Manufacturer: Entech

s/n or lot #: —

model #: —

4. Laboratory/Field Vacuums

Laboratory Vacuum (Before Sampling): -28.6 "Hg

Field Vacuum (Start Sampling): -30 "Hg

Field Vacuum (Stop Sampling): -4 "Hg

Laboratory Vacuum (After Sampling) _____ "Hg

5. Collection Period

Sample collection start time (24 hr. clock): 836

Sample collection end time (24 hr. clock): 10136

Pace Analytical®

Phone: 612-607-6400
Fax: 612-607-6344

https://www.pacelabs.com/

Doc #378 Rev 2_01122021
1800 Elm Street SE
Minneapolis, MN 55414

Page 1 of 1

CHAIN OF CUSTODY RECORD (AIR)

02/20/26

L2609965

Contact: https://www.pacelabs.com/contact-us/contact-environmental-sciences/

Company Name:	NYSDEC/EAR
Address:	225 Atlantic Ave., Patchogue, NY
Phone:	(631) 447-6400
Project Name:	Former Cleaners Products Supply
Project Location:	Sunnyside, NY
Project Number:	NYSDEC Site #241123
Project Manager :	DEC: Kyle Forster, EAR: Steve Goetz
Pace Analytical Quote Name/Numbe	
Invoice Recipient:	NYSDEC
Sampled By:	EAR

Requested Turnaround Time
7-Day ☐ 10-Day ☐
Due Date: Standard TAT

Rush-Approval Required
1-Day ☐ 3-Day ☐
2-Day ☐ 4-Day ☐

Data Delivery
Format: PDF ☑ EXCEL ☑
Other:
CLP Like Data Pkg Requir ed: ☐
Email To:
Fax To #:

ANALYSIS REQUESTED

Please fill out completely, sign, date and retain the yellow copy for your records

Summa canisters and flow controllers must be returned within 16 days of receipt or rental fees will apply

For summa canister and flow controller information please refer to the Pace Analytical Air Media Agreement

Lab Use	Client Use	Collection Data		Duration	Flow Rate	Matrix	Volume	EPA Method TO-15			" Hg				
Pace Analytical Work Order#	Client Sample ID / Description	Beginning Date/Time	Ending Date/Time	Total Minutes Sampled	☐ m³/min ☐ L/min	Code	☑ Liters ☐ m³				Initial Pressure	Final Pressure	Lab Receipt Pressure	Summa Can ID	Flow Controller ID
09965-01	SVMP-101	2/18/26 0839	2/18/26 1039	2 HRS		SG	6L	X			-30	-7		5869	—
-02	SVMP-102	0825	1025	↓		↓	↓	X			-30	-5		2486	01039
-03	SVMP-103	0836	1036	↓		↓	↓	X			-30	-4		4726	02087
-04	SVMP-X	↓ —	—	↓		↓	↓	X			-30	-4		1819	—

Comments: Category A (Level 2) deliver bles reque ted.

Please use the following codes to indicate possible sample concentration within the Conc Code column above:
H - High; M - Medium; L - Low; C - Clean; U - Unknown

Matrix Codes:
SG = SOIL GAS
IA = INDOOR AIR
AMB = AMBIENT
SS = SUB SLAB
D = DUP
BL = BLANK
O = Other:

	Date/Time:
Relinquished by: (signature)	2/18/26 1300
Received by: (signature) RECEIVING Room	2/18/26 1300
Relinquished by: (signature) William A. Vigliotta	Date/Time:
Received by: (signature) K. Ahmed	2/19/26 12:39
Relinquished by: (signature) K. Ahmed	2/19/26 14:40
Received by: (signature) NJSC	2/19/26 14:40

Detection Limit Requirements
MA
CT
Other:

Special Requirements
☐ MA MCP Required
MCP Certification Form Required
☐ CT RCP Required
RCP Certification Form Required
☐ Other

Pace Analytical®
NELAC and AIHA-LAP, LLC Accredited

Project Entity
☐ Government ☐ Municipality ☐ MWRA ☐ WRTA
☐ Federal ☐ 21 J ☐ School
☐ City ☐ Brownfield ☐ MBTA

Other
☐ Chromatogram
☐ AIHA-LAP,LLC

PCB ONLY
☐ Soxhlet
☐ Non Soxhlet

Rel: Paul Maggio 2/19/26 1700 Paul Maggio 2/19/26 Rec: AF 2/19/26 22:45

Kyle Forster 02/20/26 0210

A LaBella Company

Appendix C: Laboratory Reports

ANALYTICAL REPORT

Lab Number:	L2534091
Client:	NYDEC_Env. Assessment & Remediation 225 Atlantic Avenue Patchogue, NY 11772
ATTN:	Kyle Forster
Phone:	(888) 327-6789
Project Name:	FORMER CLEANERS PRODUCT SUPPLY
Project Number:	241123
Report Date:	06/16/25

The original project report/data package is held by Pace Analytical Services. This report/data package is paginated and should be reproduced only in its entirety. Pace Analytical Services holds no responsibility for results and/or data that are not consistent with the original.

Certifications & Approvals: NH ELAP (2249).

120 Forbes Boulevard, Mansfield, MA 02048-1806
508-822-9300 (Fax) 508-822-3288 800-624-9220 - www.pacelabs.com

Project Name: FORMER CLEANERS PRODUCT SUPPLY
Project Number: 241123

Lab Number: L2534091
Report Date: 06/16/25

Lab Sample ID	Client ID	Matrix	Sample Location	Collection Date/Time	Receive Date
L2534091-01	SVMP-102	SOIL_VAPOR	SUNNYSIDE, NY	05/23/25 10:13	05/28/25
L2534091-02	SVMP-103	SOIL_VAPOR	SUNNYSIDE, NY	05/23/25 10:05	05/28/25

Project Name:	FORMER CLEANERS PRODUCT SUPPLY	**Lab Number:**	L2534091
Project Number:	241123	**Report Date:**	06/16/25

Case Narrative

The samples were received in accordance with the Chain of Custody and no significant deviations were encountered during the preparation or analysis unless otherwise noted. Sample Receipt, Container Information, and the Chain of Custody are located at the back of the report.

Results contained within this report relate only to the samples submitted under this Pace Lab Number and meet NELAP requirements for all NELAP accredited parameters unless otherwise noted in the following narrative. The data presented in this report is organized by parameter (i.e. VOC, SVOC, etc.). Sample specific Quality Control data (i.e. Surrogate Spike Recovery) is reported at the end of the target analyte list for each individual sample, followed by the Laboratory Batch Quality Control at the end of each parameter. Tentatively Identified Compounds (TICs), if requested, are reported for compounds identified to be present and are not part of the method/program Target Compound List, even if only a subset of the TCL are being reported. If a sample was re-analyzed or re-extracted due to a required quality control corrective action and if both sets of data are reported, the Laboratory ID of the re-analysis or re-extraction is designated with an "R" or "RE", respectively.

When multiple Batch Quality Control elements are reported (e.g. more than one LCS), the associated samples for each element are noted in the grey shaded header line of each data table. Any Laboratory Batch, Sample Specific % recovery or RPD value that is outside the listed Acceptance Criteria is bolded in the report. In reference to questions H (CAM) or 4 (RCP) when "NO" is checked, the performance criteria for CAM and RCP methods allow for some quality control failures to occur and still be within method compliance. In these instances, the specific failure is not narrated but noted in the associated QC Outlier Summary Report, located directly after the Case Narrative. QC information is also incorporated in the Data Usability Assessment table (Format 11) of our Data Merger tool, where it can be reviewed in conjunction with the sample result, associated regulatory criteria and any associated data usability implications.

Soil/sediments and solids are reported on a dry weight basis unless otherwise noted. Tissues are reported "as received" or on a wet weight basis, unless otherwise noted. Definitions of all data qualifiers and acronyms used in this report are provided in the Glossary located at the back of the report.

HOLD POLICY - For samples submitted on hold, Pace's policy is to hold samples (with the exception of Air canisters) free of charge for 21 calendar days from the date the project is completed. After 21 calendar days, we will dispose of all samples submitted including those put on hold unless you have contacted your Pace Project Manager and made arrangements for Pace to continue to hold the samples. Air canisters will be disposed after 3 business days from the date the project is completed.

Please contact Project Management at 800-624-9220 with any questions.

Project Name:	FORMER CLEANERS PRODUCT SUPPLY	**Lab Number:**	L2534091
Project Number:	241123	**Report Date:**	06/16/25

Case Narrative (continued)

Volatile Organics in Air

Canisters were released from the laboratory on May 8, 2025. The canister certification data is provided as an addendum.

Report Submission

All non-detect (ND) or estimated concentrations (J-qualified) have been quantitated to the limit noted in the MDL column.

I, the undersigned, attest under the pains and penalties of perjury that, to the best of my knowledge and belief and based upon my personal inquiry of those responsible for providing the information contained in this analytical report, such information is accurate and complete. This certificate of analysis is not complete unless this page accompanies any and all pages of this report.

Authorized Signature: Christopher J. Anderson

Title: Technical Director/Representative Date: 06/16/25

AIR

Project Name: FORMER CLEANERS PRODUCT SUPPLY
Project Number: 241123
Lab Number: L2534091
Report Date: 06/16/25

SAMPLE RESULTS

Lab ID: L2534091-01
Client ID: SVMP-102
Sample Location: SUNNYSIDE, NY

Date Collected: 05/23/25 10:13
Date Received: 05/28/25
Field Prep: Not Specified

Sample Depth:
Matrix: Soil_Vapor
Anaytical Method: 48,TO-15-SIM
Analytical Date: 06/14/25 00:15
Analyst: KJD

	ppbV			ug/m3				
Parameter	**Results**	**RL**	**MDL**	**Results**	**RL**	**MDL**	**Qualifier**	**Dilution Factor**
Volatile Organics in Air by SIM - Mansfield Air Lab								
Dichlorodifluoromethane	0.433	0.200	0.050	2.14	0.989	0.247		1
Chloromethane	ND	0.200	0.076	ND	0.413	0.156		1
Freon-114	0.016	0.050	0.006	0.112	0.349	0.045	J	1
Vinyl chloride	ND	0.020	0.009	ND	0.051	0.023		1
Bromomethane	ND	0.020	0.009	ND	0.078	0.037		1
Chloroethane	ND	0.100	0.040	ND	0.264	0.104		1
Ethanol	3.28	5.00	1.35	6.18	9.42	2.54	J	1
Trichlorofluoromethane	0.234	0.050	0.009	1.31	0.281	0.052		1
1,1-Dichloroethene	ND	0.020	0.008	ND	0.079	0.031		1
Tert-Butyl Alcohol	3.51	0.500	0.134	10.6	1.52	0.406		1
Methylene chloride	0.144	0.500	0.110	0.500	1.74	0.382	J	1
Freon-113	0.066	0.050	0.008	0.506	0.383	0.064		1
trans-1,2-Dichloroethene	ND	0.020	0.009	ND	0.079	0.036		1
1,1-Dichloroethane	ND	0.020	0.009	ND	0.081	0.035		1
Methyl tert butyl ether	ND	0.200	0.026	ND	0.721	0.094		1
2-Butanone	0.237	0.500	0.132	0.699	1.47	0.389	J	1
cis-1,2-Dichloroethene	ND	0.020	0.010	ND	0.079	0.040		1
Chloroform	0.045	0.020	0.007	0.220	0.098	0.035		1
1,2-Dichloroethane	0.119	0.020	0.008	0.482	0.081	0.034		1
n-Hexane	0.371	0.200	0.047	1.31	0.705	0.166		1
1,1,1-Trichloroethane	ND	0.020	0.006	ND	0.109	0.032		1
Benzene	1.09	0.100	0.030	3.48	0.319	0.095		1
Carbon tetrachloride	0.073	0.020	0.011	0.459	0.126	0.069		1

Project Name: FORMER CLEANERS PRODUCT SUPPLY
Project Number: 241123

Lab Number: L2534091
Report Date: 06/16/25

SAMPLE RESULTS

Lab ID: L2534091-01
Client ID: SVMP-102
Sample Location: SUNNYSIDE, NY

Date Collected: 05/23/25 10:13
Date Received: 05/28/25
Field Prep: Not Specified

Sample Depth:

Parameter	ppbV Results	ppbV RL	ppbV MDL	ug/m3 Results	ug/m3 RL	ug/m3 MDL	Qualifier	Dilution Factor
Volatile Organics in Air by SIM - Mansfield Air Lab								
Cyclohexane	0.335	0.200	0.031	1.15	0.688	0.108		1
1,2-Dichloropropane	ND	0.020	0.008	ND	0.092	0.038		1
Bromodichloromethane	ND	0.020	0.007	ND	0.134	0.050		1
1,4-Dioxane	ND	0.100	0.034	ND	0.360	0.124		1
Trichloroethene	0.037	0.020	0.006	0.199	0.107	0.032		1
2,2,4-Trimethylpentane	0.585	0.200	0.037	2.73	0.934	0.173		1
Heptane	0.120	0.200	0.031	0.492	0.820	0.128	J	1
cis-1,3-Dichloropropene	ND	0.020	0.012	ND	0.091	0.054		1
4-Methyl-2-pentanone	ND	0.500	0.191	ND	2.05	0.783		1
trans-1,3-Dichloropropene	ND	0.020	0.012	ND	0.091	0.052		1
1,1,2-Trichloroethane	ND	0.020	0.010	ND	0.109	0.053		1
Toluene	0.954	0.100	0.017	3.60	0.377	0.063		1
Dibromochloromethane	ND	0.020	0.008	ND	0.170	0.068		1
1,2-Dibromoethane	ND	0.020	0.009	ND	0.154	0.070		1
Tetrachloroethene	0.462	0.020	0.007	3.13	0.136	0.050		1
Chlorobenzene	ND	0.100	0.026	ND	0.461	0.119		1
Ethylbenzene	0.418	0.020	0.009	1.82	0.087	0.037		1
p/m-Xylene	0.835	0.040	0.018	3.63	0.174	0.078		1
Bromoform	0.039	0.020	0.011	0.403	0.207	0.115		1
Styrene	0.210	0.020	0.008	0.894	0.085	0.034		1
1,1,2,2-Tetrachloroethane	ND	0.020	0.007	ND	0.137	0.046		1
o-Xylene	0.459	0.020	0.009	1.99	0.087	0.038		1
1,3,5-Trimethylbenzene	0.090	0.020	0.010	0.442	0.098	0.047		1
1,2,4-Trimethylbenzene	0.232	0.020	0.008	1.14	0.098	0.037		1
Benzyl chloride	ND	0.100	0.033	ND	0.518	0.172		1
1,3-Dichlorobenzene	1.88	0.020	0.008	11.3	0.120	0.046		1

Project Name: FORMER CLEANERS PRODUCT SUPPLY
Project Number: 241123
Lab Number: L2534091
Report Date: 06/16/25

SAMPLE RESULTS

Lab ID: L2534091-01
Client ID: SVMP-102
Sample Location: SUNNYSIDE, NY

Date Collected: 05/23/25 10:13
Date Received: 05/28/25
Field Prep: Not Specified

Sample Depth:

Parameter	ppbV Results	ppbV RL	ppbV MDL	ug/m3 Results	ug/m3 RL	ug/m3 MDL	Qualifier	Dilution Factor
Volatile Organics in Air by SIM - Mansfield Air Lab								
1,4-Dichlorobenzene	ND	0.020	0.008	ND	0.120	0.045		1
1,2-Dichlorobenzene	ND	0.020	0.006	ND	0.120	0.037		1
1,2,4-Trichlorobenzene	ND	0.050	0.015	ND	0.371	0.108		1
Naphthalene	0.047	0.050	0.021	0.246	0.262	0.110	J	1
Hexachlorobutadiene	ND	0.050	0.011	ND	0.533	0.117		1

Internal Standard	% Recovery	Qualifier	Acceptance Criteria
1,4-difluorobenzene	94		60-140
bromochloromethane	98		60-140
chlorobenzene-d5	97		60-140

Project Name: FORMER CLEANERS PRODUCT SUPPLY
Project Number: 241123
Lab Number: L2534091
Report Date: 06/16/25

SAMPLE RESULTS

Lab ID: L2534091-02
Client ID: SVMP-103
Sample Location: SUNNYSIDE, NY

Date Collected: 05/23/25 10:05
Date Received: 05/28/25
Field Prep: Not Specified

Sample Depth:
Matrix: Soil_Vapor
Anaytical Method: 48,TO-15-SIM
Analytical Date: 06/14/25 00:50
Analyst: KJD

	ppbV			ug/m3				
Parameter	**Results**	**RL**	**MDL**	**Results**	**RL**	**MDL**	**Qualifier**	**Dilution Factor**
Volatile Organics in Air by SIM - Mansfield Air Lab								
Dichlorodifluoromethane	0.376	0.200	0.050	1.86	0.989	0.247		1
Chloromethane	0.427	0.200	0.076	0.882	0.413	0.156		1
Freon-114	0.017	0.050	0.006	0.119	0.349	0.045	J	1
Vinyl chloride	ND	0.020	0.009	ND	0.051	0.023		1
Bromomethane	0.074	0.020	0.009	0.287	0.078	0.037		1
Chloroethane	0.056	0.100	0.040	0.148	0.264	0.104	J	1
Ethanol	1.90	5.00	1.35	3.58	9.42	2.54	J	1
Trichlorofluoromethane	0.210	0.050	0.009	1.18	0.281	0.052		1
1,1-Dichloroethene	ND	0.020	0.008	ND	0.079	0.031		1
Tert-Butyl Alcohol	0.556	0.500	0.134	1.69	1.52	0.406		1
Methylene chloride	0.178	0.500	0.110	0.618	1.74	0.382	J	1
Freon-113	0.063	0.050	0.008	0.483	0.383	0.064		1
trans-1,2-Dichloroethene	ND	0.020	0.009	ND	0.079	0.036		1
1,1-Dichloroethane	ND	0.020	0.009	ND	0.081	0.035		1
Methyl tert butyl ether	ND	0.200	0.026	ND	0.721	0.094		1
2-Butanone	0.265	0.500	0.132	0.782	1.47	0.389	J	1
cis-1,2-Dichloroethene	ND	0.020	0.010	ND	0.079	0.040		1
Chloroform	0.191	0.020	0.007	0.933	0.098	0.035		1
1,2-Dichloroethane	0.047	0.020	0.008	0.190	0.081	0.034		1
n-Hexane	0.279	0.200	0.047	0.983	0.705	0.166		1
1,1,1-Trichloroethane	ND	0.020	0.006	ND	0.109	0.032		1
Benzene	0.910	0.100	0.030	2.91	0.319	0.095		1
Carbon tetrachloride	0.056	0.020	0.011	0.352	0.126	0.069		1

Project Name: FORMER CLEANERS PRODUCT SUPPLY
Project Number: 241123
Lab Number: L2534091
Report Date: 06/16/25

SAMPLE RESULTS

Lab ID: L2534091-02
Client ID: SVMP-103
Sample Location: SUNNYSIDE, NY

Date Collected: 05/23/25 10:05
Date Received: 05/28/25
Field Prep: Not Specified

Sample Depth:

Parameter	ppbV Results	ppbV RL	ppbV MDL	ug/m3 Results	ug/m3 RL	ug/m3 MDL	Qualifier	Dilution Factor
Volatile Organics in Air by SIM - Mansfield Air Lab								
Cyclohexane	0.073	0.200	0.031	0.251	0.688	0.108	J	1
1,2-Dichloropropane	0.014	0.020	0.008	0.065	0.092	0.038	J	1
Bromodichloromethane	ND	0.020	0.007	ND	0.134	0.050		1
1,4-Dioxane	ND	0.100	0.034	ND	0.360	0.124		1
Trichloroethene	ND	0.020	0.006	ND	0.107	0.032		1
2,2,4-Trimethylpentane	0.154	0.200	0.037	0.719	0.934	0.173	J	1
Heptane	0.143	0.200	0.031	0.586	0.820	0.128	J	1
cis-1,3-Dichloropropene	ND	0.020	0.012	ND	0.091	0.054		1
4-Methyl-2-pentanone	ND	0.500	0.191	ND	2.05	0.783		1
trans-1,3-Dichloropropene	ND	0.020	0.012	ND	0.091	0.052		1
1,1,2-Trichloroethane	ND	0.020	0.010	ND	0.109	0.053		1
Toluene	1.07	0.100	0.017	4.03	0.377	0.063		1
Dibromochloromethane	0.372	0.020	0.008	3.17	0.170	0.068		1
1,2-Dibromoethane	ND	0.020	0.009	ND	0.154	0.070		1
Tetrachloroethene	1.49	0.020	0.007	10.1	0.136	0.050		1
Chlorobenzene	0.044	0.100	0.026	0.203	0.461	0.119	J	1
Ethylbenzene	0.133	0.020	0.009	0.578	0.087	0.037		1
p/m-Xylene	1.14	0.040	0.018	4.95	0.174	0.078		1
Bromoform	6.44	0.020	0.011	66.6	0.207	0.115		1
Styrene	0.085	0.020	0.008	0.362	0.085	0.034		1
1,1,2,2-Tetrachloroethane	ND	0.020	0.007	ND	0.137	0.046		1
o-Xylene	0.160	0.020	0.009	0.695	0.087	0.038		1
1,3,5-Trimethylbenzene	0.038	0.020	0.010	0.187	0.098	0.047		1
1,2,4-Trimethylbenzene	0.122	0.020	0.008	0.600	0.098	0.037		1
Benzyl chloride	ND	0.100	0.033	ND	0.518	0.172		1
1,3-Dichlorobenzene	1.20	0.020	0.008	7.21	0.120	0.046		1

Project Name: FORMER CLEANERS PRODUCT SUPPLY
Project Number: 241123
Lab Number: L2534091
Report Date: 06/16/25

SAMPLE RESULTS

Lab ID: L2534091-02
Client ID: SVMP-103
Sample Location: SUNNYSIDE, NY

Date Collected: 05/23/25 10:05
Date Received: 05/28/25
Field Prep: Not Specified

Sample Depth:

Parameter	ppbV Results	ppbV RL	ppbV MDL	ug/m3 Results	ug/m3 RL	ug/m3 MDL	Qualifier	Dilution Factor
Volatile Organics in Air by SIM - Mansfield Air Lab								
1,4-Dichlorobenzene	ND	0.020	0.008	ND	0.120	0.045		1
1,2-Dichlorobenzene	0.010	0.020	0.006	0.060	0.120	0.037	J	1
1,2,4-Trichlorobenzene	ND	0.050	0.015	ND	0.371	0.108		1
Naphthalene	0.063	0.050	0.021	0.330	0.262	0.110		1
Hexachlorobutadiene	ND	0.050	0.011	ND	0.533	0.117		1

Internal Standard	% Recovery	Qualifier	Acceptance Criteria
1,4-difluorobenzene	95		60-140
bromochloromethane	100		60-140
chlorobenzene-d5	99		60-140

Project Name: FORMER CLEANERS PRODUCT SUPPLY **Lab Number:** L2534091

Project Number: 241123 **Report Date:** 06/16/25

Method Blank Analysis
Batch Quality Control

Analytical Method: 48,TO-15-SIM
Analytical Date: 06/13/25 22:00

Parameter	ppbV Results	ppbV RL	ppbV MDL	ug/m3 Results	ug/m3 RL	ug/m3 MDL	Qualifier	Dilution Factor
Volatile Organics in Air by SIM - Mansfield Air Lab for sample(s): 01-02 Batch: WG2078781-4								
Dichlorodifluoromethane	ND	0.200	0.050	ND	0.989	0.247		1
Chloromethane	ND	0.200	0.076	ND	0.413	0.156		1
Freon-114	ND	0.050	0.006	ND	0.349	0.045		1
Vinyl chloride	ND	0.020	0.009	ND	0.051	0.023		1
Bromomethane	ND	0.020	0.009	ND	0.078	0.037		1
Chloroethane	ND	0.100	0.040	ND	0.264	0.104		1
Ethanol	ND	5.00	1.35	ND	9.42	2.54		1
Trichlorofluoromethane	ND	0.050	0.009	ND	0.281	0.052		1
1,1-Dichloroethene	ND	0.020	0.008	ND	0.079	0.031		1
Tert-Butyl Alcohol	ND	0.500	0.134	ND	1.52	0.406		1
Methylene chloride	ND	0.500	0.110	ND	1.74	0.382		1
Freon-113	ND	0.050	0.008	ND	0.383	0.064		1
trans-1,2-Dichloroethene	ND	0.020	0.009	ND	0.079	0.036		1
1,1-Dichloroethane	ND	0.020	0.009	ND	0.081	0.035		1
Methyl tert butyl ether	ND	0.200	0.026	ND	0.721	0.094		1
2-Butanone	ND	0.500	0.132	ND	1.47	0.389		1
cis-1,2-Dichloroethene	ND	0.020	0.010	ND	0.079	0.040		1
Chloroform	ND	0.020	0.007	ND	0.098	0.035		1
1,2-Dichloroethane	ND	0.020	0.008	ND	0.081	0.034		1
n-Hexane	ND	0.200	0.047	ND	0.705	0.166		1
1,1,1-Trichloroethane	ND	0.020	0.006	ND	0.109	0.032		1
Benzene	ND	0.100	0.030	ND	0.319	0.095		1
Carbon tetrachloride	ND	0.020	0.011	ND	0.126	0.069		1
Cyclohexane	ND	0.200	0.031	ND	0.688	0.108		1
1,2-Dichloropropane	ND	0.020	0.008	ND	0.092	0.038		1

Project Name: FORMER CLEANERS PRODUCT SUPPLY **Lab Number:** L2534091

Project Number: 241123 **Report Date:** 06/16/25

Method Blank Analysis
Batch Quality Control

Analytical Method: 48,TO-15-SIM
Analytical Date: 06/13/25 22:00

Parameter	ppbV Results	ppbV RL	ppbV MDL	ug/m3 Results	ug/m3 RL	ug/m3 MDL	Qualifier	Dilution Factor
Volatile Organics in Air by SIM - Mansfield Air Lab for sample(s): 01-02 Batch: WG2078781-4								
Bromodichloromethane	ND	0.020	0.007	ND	0.134	0.050		1
1,4-Dioxane	ND	0.100	0.034	ND	0.360	0.124		1
Trichloroethene	ND	0.020	0.006	ND	0.107	0.032		1
2,2,4-Trimethylpentane	ND	0.200	0.037	ND	0.934	0.173		1
Heptane	ND	0.200	0.031	ND	0.820	0.128		1
cis-1,3-Dichloropropene	ND	0.020	0.012	ND	0.091	0.054		1
4-Methyl-2-pentanone	ND	0.500	0.191	ND	2.05	0.783		1
trans-1,3-Dichloropropene	ND	0.020	0.012	ND	0.091	0.052		1
1,1,2-Trichloroethane	ND	0.020	0.010	ND	0.109	0.053		1
Toluene	ND	0.100	0.017	ND	0.377	0.063		1
Dibromochloromethane	ND	0.020	0.008	ND	0.170	0.068		1
1,2-Dibromoethane	ND	0.020	0.009	ND	0.154	0.070		1
Tetrachloroethene	ND	0.020	0.007	ND	0.136	0.050		1
Chlorobenzene	ND	0.100	0.026	ND	0.461	0.119		1
Ethylbenzene	ND	0.020	0.009	ND	0.087	0.037		1
p/m-Xylene	ND	0.040	0.018	ND	0.174	0.078		1
Bromoform	ND	0.020	0.011	ND	0.207	0.115		1
Styrene	ND	0.020	0.008	ND	0.085	0.034		1
1,1,2,2-Tetrachloroethane	ND	0.020	0.007	ND	0.137	0.046		1
o-Xylene	ND	0.020	0.009	ND	0.087	0.038		1
1,3,5-Trimethylbenzene	ND	0.020	0.010	ND	0.098	0.047		1
1,2,4-Trimethylbenzene	ND	0.020	0.008	ND	0.098	0.037		1
Benzyl chloride	ND	0.100	0.033	ND	0.518	0.172		1
1,3-Dichlorobenzene	ND	0.020	0.008	ND	0.120	0.046		1
1,4-Dichlorobenzene	ND	0.020	0.008	ND	0.120	0.045		1

Project Name: FORMER CLEANERS PRODUCT SUPPLY
Project Number: 241123
Lab Number: L2534091
Report Date: 06/16/25

Method Blank Analysis
Batch Quality Control

Analytical Method: 48,TO-15-SIM
Analytical Date: 06/13/25 22:00

Parameter	ppbV Results	ppbV RL	ppbV MDL	ug/m3 Results	ug/m3 RL	ug/m3 MDL	Qualifier	Dilution Factor
Volatile Organics in Air by SIM - Mansfield Air Lab for sample(s): 01-02 Batch: WG2078781-4								
1,2-Dichlorobenzene	ND	0.020	0.006	ND	0.120	0.037		1
1,2,4-Trichlorobenzene	ND	0.050	0.015	ND	0.371	0.108		1
Naphthalene	ND	0.050	0.021	ND	0.262	0.110		1
Hexachlorobutadiene	ND	0.050	0.011	ND	0.533	0.117		1

Lab Control Sample Analysis
Batch Quality Control

Project Name: FORMER CLEANERS PRODUCT SUPPLY
Project Number: 241123
Lab Number: L2534091
Report Date: 06/16/25

Parameter	LCS %Recovery	Qual	LCSD %Recovery	Qual	%Recovery Limits	RPD	Qual	RPD Limits
Volatile Organics in Air by SIM - Mansfield Air Lab Associated sample(s): 01-02 Batch: WG2078781-3								
Dichlorodifluoromethane	102		-		70-130	-		25
Chloromethane	109		-		70-130	-		25
Freon-114	119		-		70-130	-		25
Vinyl chloride	118		-		70-130	-		25
Bromomethane	116		-		70-130	-		25
Chloroethane	118		-		70-130	-		25
Ethanol	108		-		40-160	-		25
Trichlorofluoromethane	116		-		70-130	-		25
1,1-Dichloroethene	120		-		70-130	-		25
Tert-Butyl Alcohol[1]	107		-		70-130	-		25
Methylene chloride	121		-		70-130	-		25
Freon-113	110		-		70-130	-		25
trans-1,2-Dichloroethene	111		-		70-130	-		25
1,1-Dichloroethane	113		-		70-130	-		25
Methyl tert butyl ether	109		-		70-130	-		25
2-Butanone	111		-		70-130	-		25
cis-1,2-Dichloroethene	93		-		70-130	-		25
Chloroform	96		-		70-130	-		25
1,2-Dichloroethane	98		-		70-130	-		25
n-Hexane	114		-		70-130	-		25
1,1,1-Trichloroethane	108		-		70-130	-		25
Benzene	105		-		70-130	-		25
Carbon tetrachloride	106		-		70-130	-		25

Lab Control Sample Analysis
Batch Quality Control

Project Name: FORMER CLEANERS PRODUCT SUPPLY
Project Number: 241123

Lab Number: L2534091
Report Date: 06/16/25

Parameter	LCS %Recovery	Qual	LCSD %Recovery	Qual	%Recovery Limits	RPD	Qual	RPD Limits
Volatile Organics in Air by SIM - Mansfield Air Lab Associated sample(s): 01-02 Batch: WG2078781-3								
Cyclohexane	102		-		70-130	-		25
1,2-Dichloropropane	111		-		70-130	-		25
Bromodichloromethane	117		-		70-130	-		25
1,4-Dioxane	109		-		70-130	-		25
Trichloroethene	97		-		70-130	-		25
2,2,4-Trimethylpentane	117		-		70-130	-		25
Heptane	112		-		70-130	-		25
cis-1,3-Dichloropropene	112		-		70-130	-		25
4-Methyl-2-pentanone	118		-		70-130	-		25
trans-1,3-Dichloropropene	121		-		70-130	-		25
1,1,2-Trichloroethane	106		-		70-130	-		25
Toluene	89		-		70-130	-		25
Dibromochloromethane	93		-		70-130	-		25
1,2-Dibromoethane	90		-		70-130	-		25
Tetrachloroethene	78		-		70-130	-		25
Chlorobenzene	87		-		70-130	-		25
Ethylbenzene	86		-		70-130	-		25
p/m-Xylene	90		-		70-130	-		25
Bromoform	90		-		70-130	-		25
Styrene	87		-		70-130	-		25
1,1,2,2-Tetrachloroethane	98		-		70-130	-		25
o-Xylene	90		-		70-130	-		25
1,3,5-Trimethylbenzene	90		-		70-130	-		25

Lab Control Sample Analysis
Batch Quality Control

Project Name: FORMER CLEANERS PRODUCT SUPPLY
Project Number: 241123

Lab Number: L2534091
Report Date: 06/16/25

Parameter	LCS %Recovery	Qual	LCSD %Recovery	Qual	%Recovery Limits	RPD	Qual	RPD Limits
Volatile Organics in Air by SIM - Mansfield Air Lab Associated sample(s): 01-02 Batch: WG2078781-3								
1,2,4-Trimethylbenzene	92		-		70-130	-		25
Benzyl chloride	75		-		70-130	-		25
1,3-Dichlorobenzene	92		-		70-130	-		25
1,4-Dichlorobenzene	87		-		70-130	-		25
1,2-Dichlorobenzene	89		-		70-130	-		25
1,2,4-Trichlorobenzene	83		-		70-130	-		25
Naphthalene	76		-		70-130	-		25
Hexachlorobutadiene	81		-		70-130	-		25

Project Name: FORMER CLEANERS PRODUCT SUPPLY

Lab Number: L2534091

Project Number: 241123

Report Date: 06/16/25

Canister and Flow Controller Information

Samplenum	Client ID	Media ID	Media Type	Date Prepared	Bottle Order	Cleaning Batch ID	Can Leak Check	Initial Pressure (in. Hg)	Pressure on Receipt	Flow Controler Leak Chk	Flow Out mL/min	Flow In	% RPD
L2534091-01	SVMP-102	01554	Flow 2	05/08/25	519637		-	-	-	Pass	39.8	43.6	9
L2534091-01	SVMP-102	2122	6.0L Can	05/08/25	519637	L2527433-02	Pass	-29.4	-4.2	-	-	-	-
L2534091-02	SVMP-103	01005	Flow 2	05/08/25	519637		-	-	-	Pass	39.8	43.8	10
L2534091-02	SVMP-103	3354	6.0L Can	05/08/25	519637	L2527433-03	Pass	-29.4	-2.7	-	-	-	-

Project Name: BATCH CANISTER CERTIFICATION
Project Number: CANISTER QC BAT

Lab Number: L2527433
Report Date: 06/16/25

Air Canister Certification Results

Lab ID: L2527433-02
Client ID: CAN 2315 SHELF 86
Sample Location:

Date Collected: 05/03/25 07:00
Date Received: 05/03/25
Field Prep: Not Specified

Sample Depth:
Matrix: Air
Anaytical Method: 48,TO-15
Analytical Date: 05/05/25 05:12
Analyst: JFI

	ppbV			ug/m3				
Parameter	**Results**	**RL**	**MDL**	**Results**	**RL**	**MDL**	**Qualifier**	**Dilution Factor**
Volatile Organics in Air - Mansfield Air Lab								
Chlorodifluoromethane	ND	0.200	0.046	ND	0.707	0.164		1
Propylene	ND	0.500	0.135	ND	0.861	0.232		1
Propane	ND	0.500	0.152	ND	0.902	0.274		1
Dichlorodifluoromethane	ND	0.200	0.076	ND	0.989	0.374		1
Chloromethane	ND	0.200	0.058	ND	0.413	0.119		1
Freon-114	ND	0.200	0.050	ND	1.40	0.352		1
Methanol	ND	5.00	3.03	ND	6.55	3.97		1
Vinyl chloride	ND	0.200	0.058	ND	0.511	0.149		1
1,3-Butadiene	ND	0.200	0.062	ND	0.442	0.137		1
Butane	ND	0.200	0.080	ND	0.475	0.190		1
Bromomethane	ND	0.200	0.055	ND	0.777	0.212		1
Chloroethane	ND	0.200	0.065	ND	0.528	0.171		1
Ethanol	ND	5.00	1.74	ND	9.42	3.28		1
Dichlorofluoromethane	ND	0.200	0.112	ND	0.842	0.471		1
Vinyl bromide	ND	0.200	0.072	ND	0.874	0.316		1
Acrolein	ND	0.500	0.149	ND	1.15	0.342		1
Acetone	ND	1.00	0.515	ND	2.38	1.22		1
Acetonitrile	ND	0.200	0.101	ND	0.336	0.170		1
Trichlorofluoromethane	ND	0.200	0.079	ND	1.12	0.442		1
Isopropanol	ND	1.00	0.272	ND	2.46	0.669		1
Acrylonitrile	ND	0.500	0.089	ND	1.09	0.194		1
Pentane	ND	0.200	0.113	ND	0.590	0.333		1
Ethyl ether	ND	0.200	0.085	ND	0.606	0.259		1
1,1-Dichloroethene	ND	0.200	0.057	ND	0.793	0.225		1

Project Name: BATCH CANISTER CERTIFICATION
Project Number: CANISTER QC BAT
Lab Number: L2527433
Report Date: 06/16/25

Air Canister Certification Results

Lab ID: L2527433-02
Client ID: CAN 2315 SHELF 86
Sample Location:

Date Collected: 05/03/25 07:00
Date Received: 05/03/25
Field Prep: Not Specified

Sample Depth:

Parameter	ppbV Results	ppbV RL	ppbV MDL	ug/m3 Results	ug/m3 RL	ug/m3 MDL	Qualifier	Dilution Factor
Volatile Organics in Air - Mansfield Air Lab								
Tertiary butyl Alcohol	ND	0.500	0.132	ND	1.52	0.400		1
Methylene chloride	ND	0.500	0.125	ND	1.74	0.434		1
3-Chloropropene	ND	0.200	0.086	ND	0.626	0.269		1
Carbon disulfide	ND	0.200	0.047	ND	0.623	0.145		1
Freon-113	ND	0.200	0.051	ND	1.53	0.388		1
trans-1,2-Dichloroethene	ND	0.200	0.076	ND	0.793	0.299		1
1,1-Dichloroethane	ND	0.200	0.057	ND	0.809	0.230		1
Methyl tert butyl ether	ND	0.200	0.045	ND	0.721	0.162		1
Vinyl acetate	ND	1.00	0.323	ND	3.52	1.14		1
2-Butanone	ND	0.500	0.099	ND	1.47	0.292		1
Xylenes, total	ND	0.600	0.062	ND	0.869	0.270		1
cis-1,2-Dichloroethene	ND	0.200	0.060	ND	0.793	0.236		1
Ethyl Acetate	ND	0.500	0.297	ND	1.80	1.07		1
Chloroform	ND	0.200	0.055	ND	0.977	0.270		1
Tetrahydrofuran	ND	0.500	0.117	ND	1.47	0.345		1
2,2-Dichloropropane	ND	0.200	0.043	ND	0.924	0.198		1
1,2-Dichloroethane	ND	0.200	0.079	ND	0.809	0.319		1
n-Hexane	ND	0.200	0.074	ND	0.705	0.262		1
Diisopropyl ether	ND	0.200	0.063	ND	0.836	0.264		1
tert-Butyl Ethyl Ether	ND	0.200	0.073	ND	0.836	0.306		1
1,2-Dichloroethene (total)	ND	1.00	0.060	ND	1.00	0.236		1
1,1,1-Trichloroethane	ND	0.200	0.061	ND	1.09	0.335		1
1,1-Dichloropropene	ND	0.200	0.059	ND	0.908	0.269		1
Benzene	ND	0.200	0.064	ND	0.639	0.205		1
Carbon tetrachloride	ND	0.200	0.069	ND	1.26	0.432		1
Cyclohexane	ND	0.200	0.073	ND	0.688	0.251		1
tert-Amyl Methyl Ether	ND	0.200	0.067	ND	0.836	0.281		1

Project Name: BATCH CANISTER CERTIFICATION
Project Number: CANISTER QC BAT
Lab Number: L2527433
Report Date: 06/16/25

Air Canister Certification Results

Lab ID: L2527433-02
Client ID: CAN 2315 SHELF 86
Sample Location:

Date Collected: 05/03/25 07:00
Date Received: 05/03/25
Field Prep: Not Specified

Sample Depth:

Parameter	ppbV Results	ppbV RL	ppbV MDL	ug/m3 Results	ug/m3 RL	ug/m3 MDL	Qualifier	Dilution Factor
Volatile Organics in Air - Mansfield Air Lab								
Dibromomethane	ND	0.200	0.060	ND	1.42	0.425		1
1,2-Dichloropropane	ND	0.200	0.063	ND	0.924	0.292		1
Bromodichloromethane	ND	0.200	0.069	ND	1.34	0.462		1
1,4-Dioxane	ND	0.200	0.054	ND	0.721	0.194		1
Trichloroethene	ND	0.200	0.055	ND	1.07	0.295		1
2,2,4-Trimethylpentane	ND	0.200	0.069	ND	0.934	0.323		1
Methyl Methacrylate	ND	0.500	0.226	ND	2.05	0.925		1
Heptane	ND	0.200	0.083	ND	0.820	0.339		1
cis-1,3-Dichloropropene	ND	0.200	0.067	ND	0.908	0.306		1
4-Methyl-2-pentanone	ND	0.500	0.190	ND	2.05	0.779		1
trans-1,3-Dichloropropene	ND	0.200	0.078	ND	0.908	0.355		1
1,1,2-Trichloroethane	ND	0.200	0.058	ND	1.09	0.318		1
Toluene	ND	0.200	0.087	ND	0.754	0.327		1
1,3-Dichloropropane	ND	0.200	0.054	ND	0.924	0.248		1
2-Hexanone	ND	0.200	0.091	ND	0.820	0.374		1
Dibromochloromethane	ND	0.200	0.057	ND	1.70	0.482		1
1,2-Dibromoethane	ND	0.200	0.054	ND	1.54	0.418		1
Butyl acetate	ND	0.500	0.208	ND	2.38	0.989		1
Octane	ND	0.200	0.068	ND	0.934	0.316		1
Tetrachloroethene	ND	0.200	0.063	ND	1.36	0.425		1
1,1,1,2-Tetrachloroethane	ND	0.200	0.051	ND	1.37	0.349		1
Chlorobenzene	ND	0.200	0.052	ND	0.921	0.238		1
Ethylbenzene	ND	0.200	0.058	ND	0.869	0.250		1
p/m-Xylene	ND	0.400	0.125	ND	1.74	0.543		1
Bromoform	ND	0.200	0.060	ND	2.07	0.616		1
Styrene	ND	0.200	0.060	ND	0.852	0.254		1
1,1,2,2-Tetrachloroethane	ND	0.200	0.052	ND	1.37	0.357		1

Project Name: BATCH CANISTER CERTIFICATION
Project Number: CANISTER QC BAT
Lab Number: L2527433
Report Date: 06/16/25

Air Canister Certification Results

Lab ID: L2527433-02
Client ID: CAN 2315 SHELF 86
Sample Location:

Date Collected: 05/03/25 07:00
Date Received: 05/03/25
Field Prep: Not Specified

Sample Depth:

Parameter	ppbV Results	ppbV RL	ppbV MDL	ug/m3 Results	ug/m3 RL	ug/m3 MDL	Qualifier	Dilution Factor
Volatile Organics in Air - Mansfield Air Lab								
o-Xylene	ND	0.200	0.062	ND	0.869	0.270		1
1,2,3-Trichloropropane	ND	0.200	0.058	ND	1.21	0.347		1
Nonane	ND	0.200	0.074	ND	1.05	0.387		1
Isopropylbenzene	ND	0.200	0.062	ND	0.983	0.305		1
Bromobenzene	ND	0.200	0.058	ND	0.793	0.230		1
2-Chlorotoluene	ND	0.200	0.076	ND	1.04	0.394		1
n-Propylbenzene	ND	0.200	0.063	ND	0.983	0.311		1
4-Chlorotoluene	ND	0.200	0.077	ND	1.04	0.396		1
4-Ethyltoluene	ND	0.200	0.055	ND	0.983	0.272		1
1,3,5-Trimethylbenzene	ND	0.200	0.060	ND	0.983	0.295		1
tert-Butylbenzene	ND	0.200	0.055	ND	1.10	0.302		1
1,2,4-Trimethylbenzene	ND	0.200	0.058	ND	0.983	0.284		1
Decane	ND	0.200	0.070	ND	1.16	0.406		1
Benzyl chloride	ND	0.200	0.094	ND	1.04	0.486		1
1,3-Dichlorobenzene	ND	0.200	0.078	ND	1.20	0.467		1
1,4-Dichlorobenzene	ND	0.200	0.083	ND	1.20	0.497		1
sec-Butylbenzene	ND	0.200	0.055	ND	1.10	0.300		1
p-Isopropyltoluene	ND	0.200	0.057	ND	1.10	0.311		1
1,2-Dichlorobenzene	ND	0.200	0.062	ND	1.20	0.372		1
n-Butylbenzene	ND	0.200	0.054	ND	1.10	0.294		1
1,2-Dibromo-3-chloropropane	ND	0.200	0.062	ND	1.93	0.603		1
Undecane	ND	0.200	0.071	ND	1.28	0.453		1
Dodecane	ND	0.200	0.089	ND	1.39	0.621		1
1,2,4-Trichlorobenzene	ND	0.200	0.100	ND	1.48	0.742		1
Naphthalene	ND	0.200	0.059	ND	0.996	0.309		1
1,2,3-Trichlorobenzene	ND	0.200	0.074	ND	1.48	0.548		1
Hexachlorobutadiene	ND	0.200	0.061	ND	2.13	0.647		1

Project Name: BATCH CANISTER CERTIFICATION **Lab Number:** L2527433

Project Number: CANISTER QC BAT **Report Date:** 06/16/25

Air Canister Certification Results

Lab ID: L2527433-02
Client ID: CAN 2315 SHELF 86
Sample Location:

Date Collected: 05/03/25 07:00
Date Received: 05/03/25
Field Prep: Not Specified

Sample Depth:

Parameter	ppbV Results	ppbV RL	ppbV MDL	ug/m3 Results	ug/m3 RL	ug/m3 MDL	Qualifier	Dilution Factor
Volatile Organics in Air - Mansfield Air Lab								

	Results	Qualifier	Units	RDL	Dilution Factor
Tentatively Identified Compounds					

No Tentatively Identified Compounds

Internal Standard	% Recovery	Qualifier	Acceptance Criteria
1,4-Difluorobenzene	87		60-140
Bromochloromethane	91		60-140
chlorobenzene-d5	87		60-140

Project Name: BATCH CANISTER CERTIFICATION
Project Number: CANISTER QC BAT
Lab Number: L2527433
Report Date: 06/16/25

Air Canister Certification Results

Lab ID: L2527433-02
Client ID: CAN 2315 SHELF 86
Sample Location:

Date Collected: 05/03/25 07:00
Date Received: 05/03/25
Field Prep: Not Specified

Sample Depth:
Matrix: Air
Anaytical Method: 48,TO-15
Analytical Date: 05/06/25 22:23
Analyst: JFI

	ppbV			ug/m3				
Parameter	**Results**	**RL**	**MDL**	**Results**	**RL**	**MDL**	**Qualifier**	**Dilution Factor**
Volatile Organics in Air - Mansfield Air Lab								
Ethanol	ND	5.00	1.74	ND	9.42	3.28		1

Internal Standard	% Recovery	Qualifier	Acceptance Criteria
1,4-Difluorobenzene	108		60-140
Bromochloromethane	105		60-140
chlorobenzene-d5	120		60-140

Project Name: BATCH CANISTER CERTIFICATION
Project Number: CANISTER QC BAT

Lab Number: L2527433
Report Date: 06/16/25

Air Canister Certification Results

Lab ID: L2527433-02
Client ID: CAN 2315 SHELF 86
Sample Location:

Date Collected: 05/03/25 07:00
Date Received: 05/03/25
Field Prep: Not Specified

Sample Depth:
Matrix: Air
Anaytical Method: 48,TO-15-SIM
Analytical Date: 05/05/25 05:12
Analyst: JFI

	ppbV			ug/m3				
Parameter	**Results**	**RL**	**MDL**	**Results**	**RL**	**MDL**	**Qualifier**	**Dilution Factor**
Volatile Organics in Air by SIM - Mansfield Air Lab								
Dichlorodifluoromethane	ND	0.200	0.050	ND	0.989	0.247		1
Chloromethane	ND	0.200	0.076	ND	0.413	0.156		1
Freon-114	ND	0.050	0.006	ND	0.349	0.045		1
Vinyl chloride	ND	0.020	0.009	ND	0.051	0.023		1
1,3-Butadiene	ND	0.020	0.011	ND	0.044	0.024		1
Bromomethane	ND	0.020	0.009	ND	0.078	0.037		1
Chloroethane	ND	0.100	0.040	ND	0.264	0.104		1
Acrolein	ND	0.050	0.039	ND	0.115	0.089		1
Acetone	ND	1.00	0.539	ND	2.38	1.28		1
Trichlorofluoromethane	ND	0.050	0.009	ND	0.281	0.052		1
Acrylonitrile	ND	0.500	0.162	ND	1.09	0.352		1
1,1-Dichloroethene	ND	0.020	0.008	ND	0.079	0.031		1
Methylene chloride	ND	0.500	0.110	ND	1.74	0.382		1
Freon-113	ND	0.050	0.008	ND	0.383	0.064		1
trans-1,2-Dichloroethene	ND	0.020	0.009	ND	0.079	0.036		1
1,1-Dichloroethane	ND	0.020	0.009	ND	0.081	0.035		1
Methyl tert butyl ether	ND	0.200	0.026	ND	0.721	0.094		1
2-Butanone	ND	0.500	0.132	ND	1.47	0.389		1
cis-1,2-Dichloroethene	ND	0.020	0.010	ND	0.079	0.040		1
Chloroform	ND	0.020	0.007	ND	0.098	0.035		1
1,2-Dichloroethane	ND	0.020	0.008	ND	0.081	0.034		1
1,1,1-Trichloroethane	ND	0.020	0.006	ND	0.109	0.032		1
Benzene	ND	0.100	0.030	ND	0.319	0.095		1
Carbon tetrachloride	ND	0.020	0.011	ND	0.126	0.069		1

Project Name: BATCH CANISTER CERTIFICATION **Lab Number:** L2527433

Project Number: CANISTER QC BAT **Report Date:** 06/16/25

Air Canister Certification Results

Lab ID: L2527433-02
Client ID: CAN 2315 SHELF 86
Sample Location:

Date Collected: 05/03/25 07:00
Date Received: 05/03/25
Field Prep: Not Specified

Sample Depth:

Parameter	ppbV Results	ppbV RL	ppbV MDL	ug/m3 Results	ug/m3 RL	ug/m3 MDL	Qualifier	Dilution Factor
Volatile Organics in Air by SIM - Mansfield Air Lab								
1,2-Dichloropropane	ND	0.020	0.008	ND	0.092	0.038		1
Bromodichloromethane	ND	0.020	0.007	ND	0.134	0.050		1
1,4-Dioxane	ND	0.100	0.034	ND	0.360	0.124		1
Trichloroethene	ND	0.020	0.006	ND	0.107	0.032		1
cis-1,3-Dichloropropene	ND	0.020	0.012	ND	0.091	0.054		1
4-Methyl-2-pentanone	ND	0.500	0.191	ND	2.05	0.783		1
trans-1,3-Dichloropropene	ND	0.020	0.012	ND	0.091	0.052		1
1,1,2-Trichloroethane	ND	0.020	0.010	ND	0.109	0.053		1
Toluene	ND	0.100	0.017	ND	0.377	0.063		1
Dibromochloromethane	ND	0.020	0.008	ND	0.170	0.068		1
1,2-Dibromoethane	ND	0.020	0.009	ND	0.154	0.070		1
Tetrachloroethene	ND	0.020	0.007	ND	0.136	0.050		1
1,1,1,2-Tetrachloroethane	ND	0.020	0.010	ND	0.137	0.069		1
Chlorobenzene	ND	0.100	0.026	ND	0.461	0.119		1
Ethylbenzene	ND	0.020	0.009	ND	0.087	0.037		1
p/m-Xylene	ND	0.040	0.018	ND	0.174	0.078		1
Bromoform	ND	0.020	0.011	ND	0.207	0.115		1
Styrene	ND	0.020	0.008	ND	0.085	0.034		1
1,1,2,2-Tetrachloroethane	ND	0.020	0.007	ND	0.137	0.046		1
o-Xylene	ND	0.020	0.009	ND	0.087	0.038		1
Isopropylbenzene	ND	0.200	0.030	ND	0.983	0.147		1
4-Ethyltoluene	ND	0.020	0.010	ND	0.098	0.049		1
1,3,5-Trimethybenzene	ND	0.020	0.010	ND	0.098	0.047		1
1,2,4-Trimethylbenzene	ND	0.020	0.008	ND	0.098	0.037		1
Benzyl chloride	ND	0.100	0.033	ND	0.518	0.172		1
1,3-Dichlorobenzene	ND	0.020	0.008	ND	0.120	0.046		1
1,4-Dichlorobenzene	ND	0.020	0.008	ND	0.120	0.045		1

Project Name: BATCH CANISTER CERTIFICATION **Lab Number:** L2527433

Project Number: CANISTER QC BAT **Report Date:** 06/16/25

Air Canister Certification Results

Lab ID: L2527433-02
Client ID: CAN 2315 SHELF 86
Sample Location:

Date Collected: 05/03/25 07:00
Date Received: 05/03/25
Field Prep: Not Specified

Sample Depth:

Parameter	ppbV Results	ppbV RL	ppbV MDL	ug/m3 Results	ug/m3 RL	ug/m3 MDL	Qualifier	Dilution Factor
Volatile Organics in Air by SIM - Mansfield Air Lab								
sec-Butylbenzene	ND	0.200	0.027	ND	1.10	0.146		1
p-Isopropyltoluene	ND	0.200	0.037	ND	1.10	0.201		1
1,2-Dichlorobenzene	ND	0.020	0.006	ND	0.120	0.037		1
n-Butylbenzene	ND	0.200	0.032	ND	1.10	0.175		1
1,2,4-Trichlorobenzene	ND	0.050	0.015	ND	0.371	0.108		1
Naphthalene	ND	0.050	0.021	ND	0.262	0.110		1
1,2,3-Trichlorobenzene	ND	0.050	0.022	ND	0.371	0.166		1
Hexachlorobutadiene	ND	0.050	0.011	ND	0.533	0.117		1

Internal Standard	% Recovery	Qualifier	Acceptance Criteria
1,4-difluorobenzene	84		60-140
bromochloromethane	89		60-140
chlorobenzene-d5	86		60-140

Project Name: BATCH CANISTER CERTIFICATION
Project Number: CANISTER QC BAT
Lab Number: L2527433
Report Date: 06/16/25

Air Canister Certification Results

Lab ID: L2527433-02
Client ID: CAN 2315 SHELF 86
Sample Location:

Date Collected: 05/03/25 07:00
Date Received: 05/03/25
Field Prep: Not Specified

Sample Depth:
Matrix: Air
Anaytical Method: 48,TO-15-SIM
Analytical Date: 05/06/25 22:23
Analyst: JMB

	ppbV			ug/m3				
Parameter	**Results**	**RL**	**MDL**	**Results**	**RL**	**MDL**	**Qualifier**	**Dilution Factor**
Volatile Organics in Air by SIM - Mansfield Air Lab								
Acrolein	ND	0.050	0.039	ND	0.115	0.089		1

Internal Standard	**% Recovery**	**Qualifier**	**Acceptance Criteria**
1,4-difluorobenzene	94		60-140
bromochloromethane	103		60-140
chlorobenzene-d5	110		60-140

Project Name: BATCH CANISTER CERTIFICATION
Project Number: CANISTER QC BAT

Lab Number: L2527433
Report Date: 06/16/25

Air Canister Certification Results

Lab ID: L2527433-03
Client ID: CAN 897 SHELF 82
Sample Location:

Date Collected: 05/03/25 07:00
Date Received: 05/03/25
Field Prep: Not Specified

Sample Depth:
Matrix: Air
Anaytical Method: 48,TO-15
Analytical Date: 05/05/25 05:49
Analyst: JFI

	ppbV			ug/m3				
Parameter	**Results**	**RL**	**MDL**	**Results**	**RL**	**MDL**	**Qualifier**	**Dilution Factor**
Volatile Organics in Air - Mansfield Air Lab								
Chlorodifluoromethane	ND	0.200	0.046	ND	0.707	0.164		1
Propylene	ND	0.500	0.135	ND	0.861	0.232		1
Propane	ND	0.500	0.152	ND	0.902	0.274		1
Dichlorodifluoromethane	ND	0.200	0.076	ND	0.989	0.374		1
Chloromethane	ND	0.200	0.058	ND	0.413	0.119		1
Freon-114	ND	0.200	0.050	ND	1.40	0.352		1
Methanol	ND	5.00	3.03	ND	6.55	3.97		1
Vinyl chloride	ND	0.200	0.058	ND	0.511	0.149		1
1,3-Butadiene	ND	0.200	0.062	ND	0.442	0.137		1
Butane	ND	0.200	0.080	ND	0.475	0.190		1
Bromomethane	ND	0.200	0.055	ND	0.777	0.212		1
Chloroethane	ND	0.200	0.065	ND	0.528	0.171		1
Ethanol	ND	5.00	1.74	ND	9.42	3.28		1
Dichlorofluoromethane	ND	0.200	0.112	ND	0.842	0.471		1
Vinyl bromide	ND	0.200	0.072	ND	0.874	0.316		1
Acrolein	ND	0.500	0.149	ND	1.15	0.342		1
Acetone	ND	1.00	0.515	ND	2.38	1.22		1
Acetonitrile	ND	0.200	0.101	ND	0.336	0.170		1
Trichlorofluoromethane	ND	0.200	0.079	ND	1.12	0.442		1
Isopropanol	ND	1.00	0.272	ND	2.46	0.669		1
Acrylonitrile	ND	0.500	0.089	ND	1.09	0.194		1
Pentane	ND	0.200	0.113	ND	0.590	0.333		1
Ethyl ether	ND	0.200	0.085	ND	0.606	0.259		1
1,1-Dichloroethene	ND	0.200	0.057	ND	0.793	0.225		1

Project Name: BATCH CANISTER CERTIFICATION
Project Number: CANISTER QC BAT
Lab Number: L2527433
Report Date: 06/16/25

Air Canister Certification Results

Lab ID: L2527433-03
Client ID: CAN 897 SHELF 82
Sample Location:

Date Collected: 05/03/25 07:00
Date Received: 05/03/25
Field Prep: Not Specified

Sample Depth:

Parameter	ppbV Results	ppbV RL	ppbV MDL	ug/m3 Results	ug/m3 RL	ug/m3 MDL	Qualifier	Dilution Factor
Volatile Organics in Air - Mansfield Air Lab								
Tertiary butyl Alcohol	ND	0.500	0.132	ND	1.52	0.400		1
Methylene chloride	ND	0.500	0.125	ND	1.74	0.434		1
3-Chloropropene	ND	0.200	0.086	ND	0.626	0.269		1
Carbon disulfide	ND	0.200	0.047	ND	0.623	0.145		1
Freon-113	ND	0.200	0.051	ND	1.53	0.388		1
trans-1,2-Dichloroethene	ND	0.200	0.076	ND	0.793	0.299		1
1,1-Dichloroethane	ND	0.200	0.057	ND	0.809	0.230		1
Methyl tert butyl ether	ND	0.200	0.045	ND	0.721	0.162		1
Vinyl acetate	ND	1.00	0.323	ND	3.52	1.14		1
Xylenes, total	ND	0.600	0.062	ND	0.869	0.270		1
2-Butanone	ND	0.500	0.099	ND	1.47	0.292		1
cis-1,2-Dichloroethene	ND	0.200	0.060	ND	0.793	0.236		1
Ethyl Acetate	ND	0.500	0.297	ND	1.80	1.07		1
Chloroform	ND	0.200	0.055	ND	0.977	0.270		1
Tetrahydrofuran	ND	0.500	0.117	ND	1.47	0.345		1
2,2-Dichloropropane	ND	0.200	0.043	ND	0.924	0.198		1
1,2-Dichloroethane	ND	0.200	0.079	ND	0.809	0.319		1
n-Hexane	ND	0.200	0.074	ND	0.705	0.262		1
Diisopropyl ether	ND	0.200	0.063	ND	0.836	0.264		1
tert-Butyl Ethyl Ether	ND	0.200	0.073	ND	0.836	0.306		1
1,2-Dichloroethene (total)	ND	1.00	0.060	ND	1.00	0.236		1
1,1,1-Trichloroethane	ND	0.200	0.061	ND	1.09	0.335		1
1,1-Dichloropropene	ND	0.200	0.059	ND	0.908	0.269		1
Benzene	ND	0.200	0.064	ND	0.639	0.205		1
Carbon tetrachloride	ND	0.200	0.069	ND	1.26	0.432		1
Cyclohexane	ND	0.200	0.073	ND	0.688	0.251		1
tert-Amyl Methyl Ether	ND	0.200	0.067	ND	0.836	0.281		1

Project Name: BATCH CANISTER CERTIFICATION
Project Number: CANISTER QC BAT
Lab Number: L2527433
Report Date: 06/16/25

Air Canister Certification Results

Lab ID: L2527433-03
Client ID: CAN 897 SHELF 82
Sample Location:

Date Collected: 05/03/25 07:00
Date Received: 05/03/25
Field Prep: Not Specified

Sample Depth:

Parameter	ppbV Results	ppbV RL	ppbV MDL	ug/m3 Results	ug/m3 RL	ug/m3 MDL	Qualifier	Dilution Factor
Volatile Organics in Air - Mansfield Air Lab								
Dibromomethane	ND	0.200	0.060	ND	1.42	0.425		1
1,2-Dichloropropane	ND	0.200	0.063	ND	0.924	0.292		1
Bromodichloromethane	ND	0.200	0.069	ND	1.34	0.462		1
1,4-Dioxane	ND	0.200	0.054	ND	0.721	0.194		1
Trichloroethene	ND	0.200	0.055	ND	1.07	0.295		1
2,2,4-Trimethylpentane	ND	0.200	0.069	ND	0.934	0.323		1
Methyl Methacrylate	ND	0.500	0.226	ND	2.05	0.925		1
Heptane	ND	0.200	0.083	ND	0.820	0.339		1
cis-1,3-Dichloropropene	ND	0.200	0.067	ND	0.908	0.306		1
4-Methyl-2-pentanone	ND	0.500	0.190	ND	2.05	0.779		1
trans-1,3-Dichloropropene	ND	0.200	0.078	ND	0.908	0.355		1
1,1,2-Trichloroethane	ND	0.200	0.058	ND	1.09	0.318		1
Toluene	ND	0.200	0.087	ND	0.754	0.327		1
1,3-Dichloropropane	ND	0.200	0.054	ND	0.924	0.248		1
2-Hexanone	ND	0.200	0.091	ND	0.820	0.374		1
Dibromochloromethane	ND	0.200	0.057	ND	1.70	0.482		1
1,2-Dibromoethane	ND	0.200	0.054	ND	1.54	0.418		1
Butyl acetate	ND	0.500	0.208	ND	2.38	0.989		1
Octane	ND	0.200	0.068	ND	0.934	0.316		1
Tetrachloroethene	ND	0.200	0.063	ND	1.36	0.425		1
1,1,1,2-Tetrachloroethane	ND	0.200	0.051	ND	1.37	0.349		1
Chlorobenzene	ND	0.200	0.052	ND	0.921	0.238		1
Ethylbenzene	ND	0.200	0.058	ND	0.869	0.250		1
p/m-Xylene	ND	0.400	0.125	ND	1.74	0.543		1
Bromoform	ND	0.200	0.060	ND	2.07	0.616		1
Styrene	ND	0.200	0.060	ND	0.852	0.254		1
1,1,2,2-Tetrachloroethane	ND	0.200	0.052	ND	1.37	0.357		1

Project Name: BATCH CANISTER CERTIFICATION
Project Number: CANISTER QC BAT
Lab Number: L2527433
Report Date: 06/16/25

Air Canister Certification Results

Lab ID: L2527433-03
Client ID: CAN 897 SHELF 82
Sample Location:

Date Collected: 05/03/25 07:00
Date Received: 05/03/25
Field Prep: Not Specified

Sample Depth:

Parameter	ppbV Results	ppbV RL	ppbV MDL	ug/m3 Results	ug/m3 RL	ug/m3 MDL	Qualifier	Dilution Factor
Volatile Organics in Air - Mansfield Air Lab								
o-Xylene	ND	0.200	0.062	ND	0.869	0.270		1
1,2,3-Trichloropropane	ND	0.200	0.058	ND	1.21	0.347		1
Nonane	ND	0.200	0.074	ND	1.05	0.387		1
Isopropylbenzene	ND	0.200	0.062	ND	0.983	0.305		1
Bromobenzene	ND	0.200	0.058	ND	0.793	0.230		1
2-Chlorotoluene	ND	0.200	0.076	ND	1.04	0.394		1
n-Propylbenzene	ND	0.200	0.063	ND	0.983	0.311		1
4-Chlorotoluene	ND	0.200	0.077	ND	1.04	0.396		1
4-Ethyltoluene	ND	0.200	0.055	ND	0.983	0.272		1
1,3,5-Trimethylbenzene	ND	0.200	0.060	ND	0.983	0.295		1
tert-Butylbenzene	ND	0.200	0.055	ND	1.10	0.302		1
1,2,4-Trimethylbenzene	ND	0.200	0.058	ND	0.983	0.284		1
Decane	ND	0.200	0.070	ND	1.16	0.406		1
Benzyl chloride	ND	0.200	0.094	ND	1.04	0.486		1
1,3-Dichlorobenzene	ND	0.200	0.078	ND	1.20	0.467		1
1,4-Dichlorobenzene	ND	0.200	0.083	ND	1.20	0.497		1
sec-Butylbenzene	ND	0.200	0.055	ND	1.10	0.300		1
p-Isopropyltoluene	ND	0.200	0.057	ND	1.10	0.311		1
1,2-Dichlorobenzene	ND	0.200	0.062	ND	1.20	0.372		1
n-Butylbenzene	ND	0.200	0.054	ND	1.10	0.294		1
1,2-Dibromo-3-chloropropane	ND	0.200	0.062	ND	1.93	0.603		1
Undecane	ND	0.200	0.071	ND	1.28	0.453		1
Dodecane	ND	0.200	0.089	ND	1.39	0.621		1
1,2,4-Trichlorobenzene	ND	0.200	0.100	ND	1.48	0.742		1
Naphthalene	ND	0.200	0.059	ND	0.996	0.309		1
1,2,3-Trichlorobenzene	ND	0.200	0.074	ND	1.48	0.548		1
Hexachlorobutadiene	ND	0.200	0.061	ND	2.13	0.647		1

Project Name: BATCH CANISTER CERTIFICATION **Lab Number:** L2527433

Project Number: CANISTER QC BAT **Report Date:** 06/16/25

Air Canister Certification Results

Lab ID: L2527433-03
Client ID: CAN 897 SHELF 82
Sample Location:

Date Collected: 05/03/25 07:00
Date Received: 05/03/25
Field Prep: Not Specified

Sample Depth:

Parameter	ppbV Results	ppbV RL	ppbV MDL	ug/m3 Results	ug/m3 RL	ug/m3 MDL	Qualifier	Dilution Factor
Volatile Organics in Air - Mansfield Air Lab								

	Results	Qualifier	Units	RDL	Dilution Factor
Tentatively Identified Compounds					

No Tentatively Identified Compounds

Internal Standard	% Recovery	Qualifier	Acceptance Criteria
1,4-Difluorobenzene	87		60-140
Bromochloromethane	92		60-140
chlorobenzene-d5	86		60-140

Project Name: BATCH CANISTER CERTIFICATION
Project Number: CANISTER QC BAT
Lab Number: L2527433
Report Date: 06/16/25

Air Canister Certification Results

Lab ID: L2527433-03
Client ID: CAN 897 SHELF 82
Sample Location:

Date Collected: 05/03/25 07:00
Date Received: 05/03/25
Field Prep: Not Specified

Sample Depth:
Matrix: Air
Anaytical Method: 48,TO-15
Analytical Date: 05/06/25 23:03
Analyst: JFI

	ppbV			ug/m3				
Parameter	**Results**	**RL**	**MDL**	**Results**	**RL**	**MDL**	**Qualifier**	**Dilution Factor**
Volatile Organics in Air - Mansfield Air Lab								
Ethanol	ND	5.00	1.74	ND	9.42	3.28		1

Internal Standard	**% Recovery**	**Qualifier**	**Acceptance Criteria**
1,4-Difluorobenzene	92		60-140
Bromochloromethane	100		60-140
chlorobenzene-d5	107		60-140

Project Name: BATCH CANISTER CERTIFICATION
Project Number: CANISTER QC BAT
Lab Number: L2527433
Report Date: 06/16/25

Air Canister Certification Results

Lab ID: L2527433-03
Client ID: CAN 897 SHELF 82
Sample Location:

Date Collected: 05/03/25 07:00
Date Received: 05/03/25
Field Prep: Not Specified

Sample Depth:
Matrix: Air
Anaytical Method: 48,TO-15-SIM
Analytical Date: 05/05/25 05:49
Analyst: JFI

	ppbV			ug/m3				
Parameter	**Results**	**RL**	**MDL**	**Results**	**RL**	**MDL**	**Qualifier**	**Dilution Factor**
Volatile Organics in Air by SIM - Mansfield Air Lab								
Dichlorodifluoromethane	ND	0.200	0.050	ND	0.989	0.247		1
Chloromethane	ND	0.200	0.076	ND	0.413	0.156		1
Freon-114	ND	0.050	0.006	ND	0.349	0.045		1
Vinyl chloride	ND	0.020	0.009	ND	0.051	0.023		1
1,3-Butadiene	ND	0.020	0.011	ND	0.044	0.024		1
Bromomethane	ND	0.020	0.009	ND	0.078	0.037		1
Chloroethane	ND	0.100	0.040	ND	0.264	0.104		1
Acrolein	ND	0.050	0.039	ND	0.115	0.089		1
Acetone	ND	1.00	0.539	ND	2.38	1.28		1
Trichlorofluoromethane	ND	0.050	0.009	ND	0.281	0.052		1
Acrylonitrile	ND	0.500	0.162	ND	1.09	0.352		1
1,1-Dichloroethene	ND	0.020	0.008	ND	0.079	0.031		1
Methylene chloride	ND	0.500	0.110	ND	1.74	0.382		1
Freon-113	ND	0.050	0.008	ND	0.383	0.064		1
trans-1,2-Dichloroethene	ND	0.020	0.009	ND	0.079	0.036		1
1,1-Dichloroethane	ND	0.020	0.009	ND	0.081	0.035		1
Methyl tert butyl ether	ND	0.200	0.026	ND	0.721	0.094		1
2-Butanone	ND	0.500	0.132	ND	1.47	0.389		1
cis-1,2-Dichloroethene	ND	0.020	0.010	ND	0.079	0.040		1
Chloroform	ND	0.020	0.007	ND	0.098	0.035		1
1,2-Dichloroethane	ND	0.020	0.008	ND	0.081	0.034		1
1,1,1-Trichloroethane	ND	0.020	0.006	ND	0.109	0.032		1
Benzene	ND	0.100	0.030	ND	0.319	0.095		1
Carbon tetrachloride	ND	0.020	0.011	ND	0.126	0.069		1

Project Name: BATCH CANISTER CERTIFICATION
Project Number: CANISTER QC BAT
Lab Number: L2527433
Report Date: 06/16/25

Air Canister Certification Results

Lab ID: L2527433-03
Client ID: CAN 897 SHELF 82
Sample Location:

Date Collected: 05/03/25 07:00
Date Received: 05/03/25
Field Prep: Not Specified

Sample Depth:

Parameter	ppbV Results	ppbV RL	ppbV MDL	ug/m3 Results	ug/m3 RL	ug/m3 MDL	Qualifier	Dilution Factor
Volatile Organics in Air by SIM - Mansfield Air Lab								
1,2-Dichloropropane	ND	0.020	0.008	ND	0.092	0.038		1
Bromodichloromethane	ND	0.020	0.007	ND	0.134	0.050		1
1,4-Dioxane	ND	0.100	0.034	ND	0.360	0.124		1
Trichloroethene	ND	0.020	0.006	ND	0.107	0.032		1
cis-1,3-Dichloropropene	ND	0.020	0.012	ND	0.091	0.054		1
4-Methyl-2-pentanone	ND	0.500	0.191	ND	2.05	0.783		1
trans-1,3-Dichloropropene	ND	0.020	0.012	ND	0.091	0.052		1
1,1,2-Trichloroethane	ND	0.020	0.010	ND	0.109	0.053		1
Toluene	ND	0.100	0.017	ND	0.377	0.063		1
Dibromochloromethane	ND	0.020	0.008	ND	0.170	0.068		1
1,2-Dibromoethane	ND	0.020	0.009	ND	0.154	0.070		1
Tetrachloroethene	ND	0.020	0.007	ND	0.136	0.050		1
1,1,1,2-Tetrachloroethane	ND	0.020	0.010	ND	0.137	0.069		1
Chlorobenzene	ND	0.100	0.026	ND	0.461	0.119		1
Ethylbenzene	ND	0.020	0.009	ND	0.087	0.037		1
p/m-Xylene	ND	0.040	0.018	ND	0.174	0.078		1
Bromoform	ND	0.020	0.011	ND	0.207	0.115		1
Styrene	ND	0.020	0.008	ND	0.085	0.034		1
1,1,2,2-Tetrachloroethane	ND	0.020	0.007	ND	0.137	0.046		1
o-Xylene	ND	0.020	0.009	ND	0.087	0.038		1
Isopropylbenzene	ND	0.200	0.030	ND	0.983	0.147		1
4-Ethyltoluene	ND	0.020	0.010	ND	0.098	0.049		1
1,3,5-Trimethybenzene	ND	0.020	0.010	ND	0.098	0.047		1
1,2,4-Trimethylbenzene	ND	0.020	0.008	ND	0.098	0.037		1
Benzyl chloride	ND	0.100	0.033	ND	0.518	0.172		1
1,3-Dichlorobenzene	ND	0.020	0.008	ND	0.120	0.046		1
1,4-Dichlorobenzene	ND	0.020	0.008	ND	0.120	0.045		1

Project Name: BATCH CANISTER CERTIFICATION
Project Number: CANISTER QC BAT
Lab Number: L2527433
Report Date: 06/16/25

Air Canister Certification Results

Lab ID: L2527433-03
Client ID: CAN 897 SHELF 82
Sample Location:

Date Collected: 05/03/25 07:00
Date Received: 05/03/25
Field Prep: Not Specified

Sample Depth:

Parameter	ppbV Results	ppbV RL	ppbV MDL	ug/m3 Results	ug/m3 RL	ug/m3 MDL	Qualifier	Dilution Factor
Volatile Organics in Air by SIM - Mansfield Air Lab								
sec-Butylbenzene	ND	0.200	0.027	ND	1.10	0.146		1
p-Isopropyltoluene	ND	0.200	0.037	ND	1.10	0.201		1
1,2-Dichlorobenzene	ND	0.020	0.006	ND	0.120	0.037		1
n-Butylbenzene	ND	0.200	0.032	ND	1.10	0.175		1
1,2,4-Trichlorobenzene	ND	0.050	0.015	ND	0.371	0.108		1
Naphthalene	ND	0.050	0.021	ND	0.262	0.110		1
1,2,3-Trichlorobenzene	ND	0.050	0.022	ND	0.371	0.166		1
Hexachlorobutadiene	ND	0.050	0.011	ND	0.533	0.117		1

Internal Standard	% Recovery	Qualifier	Acceptance Criteria
1,4-difluorobenzene	84		60-140
bromochloromethane	89		60-140
chlorobenzene-d5	85		60-140

Project Name: BATCH CANISTER CERTIFICATION
Project Number: CANISTER QC BAT
Lab Number: L2527433
Report Date: 06/16/25

Air Canister Certification Results

Lab ID: L2527433-03
Client ID: CAN 897 SHELF 82
Sample Location:

Date Collected: 05/03/25 07:00
Date Received: 05/03/25
Field Prep: Not Specified

Sample Depth:
Matrix: Air
Anaytical Method: 48,TO-15-SIM
Analytical Date: 05/06/25 23:03
Analyst: JMB

	ppbV			ug/m3				
Parameter	**Results**	**RL**	**MDL**	**Results**	**RL**	**MDL**	**Qualifier**	**Dilution Factor**
Volatile Organics in Air by SIM - Mansfield Air Lab								
Acrolein	ND	0.050	0.039	ND	0.115	0.089		1

Internal Standard	**% Recovery**	**Qualifier**	**Acceptance Criteria**
1,4-difluorobenzene	81		60-140
bromochloromethane	97		60-140
chlorobenzene-d5	99		60-140

Project Name: FORMER CLEANERS PRODUCT SUPPLY
Project Number: 241123

Lab Number: L2534091
Report Date: 06/16/25

Sample Receipt and Container Information

Were project specific reporting limits specified? YES

Cooler Information

Cooler	Custody Seal
NA	Absent

Container Information

Container ID	Container Type	Cooler	Initial pH	Final pH	Temp deg C	Pres	Seal	Frozen Date/Time	Analysis(*)
L2534091-01A	Canister - 6L (Batch Certified)	NA	NA			Y	Absent		NYDEC-TO15-SIM(30)
L2534091-02A	Canister - 6L (Batch Certified)	NA	NA			Y	Absent		NYDEC-TO15-SIM(30)

*Values in parentheses indicate holding time in days

Project Name:	FORMER CLEANERS PRODUCT SUPPLY	**Lab Number:**	L2534091
Project Number:	241123	**Report Date:**	06/16/25

GLOSSARY

Acronyms

DL	- Detection Limit: This value represents the level to which target analyte concentrations are reported as estimated values, when those target analyte concentrations are quantified below the limit of quantitation (LOQ). The DL includes any adjustments from dilutions, concentrations or moisture content, where applicable. (DoD report formats only.)
EDL	- Estimated Detection Limit: This value represents the level to which target analyte concentrations are reported as estimated values, when those target analyte concentrations are quantified below the reporting limit (RL). The EDL includes any adjustments from dilutions, concentrations or moisture content, where applicable. The use of EDLs is specific to the analysis of PAHs using Solid-Phase Microextraction (SPME).
EMPC	- Estimated Maximum Possible Concentration: The concentration that results from the signal present at the retention time of an analyte when the ions meet all of the identification criteria except the ion abundance ratio criteria. An EMPC is a worst-case estimate of the concentration.
EPA	- Environmental Protection Agency.
LCS	- Laboratory Control Sample: A sample matrix, free from the analytes of interest, spiked with verified known amounts of analytes or a material containing known and verified amounts of analytes.
LCSD	- Laboratory Control Sample Duplicate: Refer to LCS.
LFB	- Laboratory Fortified Blank: A sample matrix, free from the analytes of interest, spiked with verified known amounts of analytes or a material containing known and verified amounts of analytes.
LOD	- Limit of Detection: This value represents the level to which a target analyte can reliably be detected for a specific analyte in a specific matrix by a specific method. The LOD includes any adjustments from dilutions, concentrations or moisture content, where applicable. (DoD report formats only.)
LOQ	- Limit of Quantitation: The value at which an instrument can accurately measure an analyte at a specific concentration. The LOQ includes any adjustments from dilutions, concentrations or moisture content, where applicable. (DoD report formats only.) Limit of Quantitation: The value at which an instrument can accurately measure an analyte at a specific concentration. The LOQ includes any adjustments from dilutions, concentrations or moisture content, where applicable. (DoD report formats only.)
MDL	- Method Detection Limit: This value represents the level to which target analyte concentrations are reported as estimated values, when those target analyte concentrations are quantified below the reporting limit (RL). The MDL includes any adjustments from dilutions, concentrations or moisture content, where applicable.
MS	- Matrix Spike Sample: A sample prepared by adding a known mass of target analyte to a specified amount of matrix sample for which an independent estimate of target analyte concentration is available. For Method 332.0, the spike recovery is calculated using the native concentration, including estimated values.
MSD	- Matrix Spike Sample Duplicate: Refer to MS.
NA	- Not Applicable.
NC	- Not Calculated: Term is utilized when one or more of the results utilized in the calculation are non-detect at the parameter's reporting unit.
NDPA/DPA	- N-Nitrosodiphenylamine/Diphenylamine.
NI	- Not Ignitable.
NP	- Non-Plastic: Term is utilized for the analysis of Atterberg Limits in soil.
NR	- No Results: Term is utilized when 'No Target Compounds Requested' is reported for the analysis of Volatile or Semivolatile Organic TIC only requests.
RL	- Reporting Limit: The value at which an instrument can accurately measure an analyte at a specific concentration. The RL includes any adjustments from dilutions, concentrations or moisture content, where applicable.
RPD	- Relative Percent Difference: The results from matrix and/or matrix spike duplicates are primarily designed to assess the precision of analytical results in a given matrix and are expressed as relative percent difference (RPD). Values which are less than five times the reporting limit for any individual parameter are evaluated by utilizing the absolute difference between the values; although the RPD value will be provided in the report.
SRM	- Standard Reference Material: A reference sample of a known or certified value that is of the same or similar matrix as the associated field samples.
STLP	- Semi-dynamic Tank Leaching Procedure per EPA Method 1315.
TEF	- Toxic Equivalency Factors: The values assigned to each dioxin and furan to evaluate their toxicity relative to 2,3,7,8-TCDD.
TEQ	- Toxic Equivalent: The measure of a sample's toxicity derived by multiplying each dioxin and furan by its corresponding TEF and then summing the resulting values.
TIC	- Tentatively Identified Compound: A compound that has been identified to be present and is not part of the target compound list (TCL) for the method and/or program. All TICs are qualitatively identified and reported as estimated concentrations.

Report Format: DU Report with 'J' Qualifiers

Project Name:	FORMER CLEANERS PRODUCT SUPPLY	**Lab Number:**	L2534091
Project Number:	241123	**Report Date:**	06/16/25

Footnotes

1 - The reference for this analyte should be considered modified since this analyte is absent from the target analyte list of the original method.

Terms

Analytical Method: Both the document from which the method originates and the analytical reference method. (Example: EPA 8260B is shown as 1,8260B.) The codes for the reference method documents are provided in the References section of the Addendum.

Chlordane: The target compound Chlordane (CAS No. 57-74-9) is reported for GC ECD analyses. Per EPA,this compound "refers to a mixture of chlordane isomers, other chlorinated hydrocarbons and numerous other components." (Reference: USEPA Toxicological Review of Chlordane, In Support of Summary Information on the Integrated Risk Information System (IRIS), December 1997.)

Difference: With respect to Total Oxidizable Precursor (TOP) Assay analysis, the difference is defined as the Post-Treatment value minus the Pre-Treatment value.

Final pH: As it pertains to Sample Receipt & Container Information section of the report, Final pH reflects pH of container determined after adjustment at the laboratory, if applicable. If no adjustment required, value reflects Initial pH.

Frozen Date/Time: With respect to Volatile Organics in soil, Frozen Date/Time reflects the date/time at which associated Reagent Water-preserved vials were initially frozen. Note: If frozen date/time is beyond 48 hours from sample collection, value will be reflected in 'bold'.

Gasoline Range Organics (GRO): Gasoline Range Organics (GRO) results include all chromatographic peaks eluting from Methyl tert butyl ether through Naphthalene, with the exception of GRO analysis in support of State of Ohio programs, which includes all chromatographic peaks eluting from Hexane through Dodecane.

Initial pH: As it pertains to Sample Receipt & Container Information section of the report, Initial pH reflects pH of container determined upon receipt, if applicable.

PAH Total: With respect to Alkylated PAH analyses, the 'PAHs, Total' result is defined as the summation of results for all or a subset of the following compounds: Naphthalene, C1-C4 Naphthalenes, 2-Methylnaphthalene, 1-Methylnaphthalene, Biphenyl, Acenaphthylene, Acenaphthene, Fluorene, C1-C3 Fluorenes, Phenanthrene, C1-C4 Phenanthrenes/Anthracenes, Anthracene, Fluoranthene, Pyrene, C1-C4 Fluoranthenes/Pyrenes, Benz(a)anthracene, Chrysene, C1-C4 Chrysenes, Benzo(b)fluoranthene, Benzo(j)+(k)fluoranthene, Benzo(e)pyrene, Benzo(a)pyrene, Perylene, Indeno(1,2,3-cd)pyrene, Dibenz(ah)+(ac)anthracene, Benzo(g,h,i)perylene. If a 'Total' result is requested, the results of its individual components will also be reported.

PFAS Total: With respect to PFAS analyses, the 'PFAS, Total (5)' result is defined as the summation of results for: PFHpA, PFHxS, PFOA, PFNA and PFOS. In addition, the 'PFAS, Total (6)' result is defined as the summation of results for: PFHpA, PFHxS, PFOA, PFNA, PFDA and PFOS. For MassDEP DW compliance analysis only, the 'PFAS, Total (6)' result is defined as the summation of results at or above the RL. Note: If a 'Total' result is requested, the results of its individual components will also be reported.

Total: With respect to Organic analyses, a 'Total' result is defined as the summation of results for individual isomers or Aroclors. If a 'Total' result is requested, the results of its individual components will also be reported. This is applicable to 'Total' results for methods 8260, 8081 and 8082.

Data Qualifiers

A - Spectra identified as "Aldol Condensates" are byproducts of the extraction/concentration procedures when acetone is introduced in the process.

B - The analyte was detected above the reporting limit in the associated method blank. Flag only applies to associated field samples that have detectable concentrations of the analyte at less than ten times (10x) the concentration found in the blank. For MCP-related projects, flag only applies to associated field samples that have detectable concentrations of the analyte at less than ten times (10x) the concentration found in the blank. For DOD-related projects, flag only applies to associated field samples that have detectable concentrations of the analyte at less than ten times (10x) the concentration found in the blank AND the analyte was detected above one-half the reporting limit (or above the reporting limit for common lab contaminants) in the associated method blank. For NJ-Air-related projects, flag only applies to associated field samples that have detectable concentrations of the analyte above the reporting limit. For NJ-related projects (excluding Air), flag only applies to associated field samples that have detectable concentrations of the analyte, which was detected above the reporting limit in the associated method blank or above five times the reporting limit for common lab contaminants (Phthalates, Acetone, Methylene Chloride, 2-Butanone).

C - Co-elution: The target analyte co-elutes with a known lab standard (i.e. surrogate, internal standards, etc.) for co-extracted analyses.

D - Concentration of analyte was quantified from diluted analysis. Flag only applies to field samples that have detectable concentrations of the analyte.

E - Concentration of analyte exceeds the range of the calibration curve and/or linear range of the instrument.

F - The ratio of quantifier ion response to qualifier ion response falls outside of the laboratory criteria. Results are considered to be an estimated maximum concentration.

G - The concentration may be biased high due to matrix interferences (i.e, co-elution) with non-target compound(s). The result should be considered estimated.

H - The analysis of pH was performed beyond the regulatory-required holding time of 15 minutes from the time of sample collection.

I - The lower value for the two columns has been reported due to obvious interference.

J - Estimated value. The Target analyte concentration is below the quantitation limit (RL), but above the Method Detection Limit (MDL) or Estimated Detection Limit (EDL) for SPME-related analyses. This represents an estimated concentration for Tentatively

Report Format: DU Report with 'J' Qualifiers

Project Name:	FORMER CLEANERS PRODUCT SUPPLY	**Lab Number:**	L2534091
Project Number:	241123	**Report Date:**	06/16/25

Data Qualifiers

Identified Compounds (TICs). For calculated parameters, this represents that one or more values used in the calculation were estimated.

M - Reporting Limit (RL) exceeds the MCP CAM Reporting Limit for this analyte.

ND - Not detected at the method detection limit (MDL) for the sample, or estimated detection limit (EDL) for SPME-related analyses.

NJ - Presumptive evidence of compound. This represents an estimated concentration for Tentatively Identified Compounds (TICs), where the identification is based on a mass spectral library search.

P - The RPD between the results for the two columns exceeds the method-specified criteria.

Q - The quality control sample exceeds the associated acceptance criteria. For DOD-related projects, LCS and/or Continuing Calibration Standard exceedences are also qualified on all associated sample results. Note: This flag is not applicable for matrix spike recoveries when the sample concentration is greater than 4x the spike added or for batch duplicate RPD when the sample concentrations are less than 5x the RL. (Metals only.)

R - Analytical results are from sample re-analysis.

RE - Analytical results are from sample re-extraction.

S - Analytical results are from modified screening analysis.

V - The surrogate associated with this target analyte has a recovery outside the QC acceptance limits. (Applicable to MassDEP DW Compliance samples only.)

Z - The batch matrix spike and/or duplicate associated with this target analyte has a recovery/RPD outside the QC acceptance limits. (Applicable to MassDEP DW Compliance samples only.)

REFERENCES

48 Compendium of Methods for the Determination of Toxic Organic Compounds in Ambient Air. Second Edition. EPA/625/R-96/010b, January 1999.

LIMITATION OF LIABILITIES

Pace Analytical Services performs services with reasonable care and diligence normal to the analytical testing laboratory industry. In the event of an error, the sole and exclusive responsibility of Pace Analytical Services shall be to re-perform the work at it's own expense. In no event shall Pace Analytical Services be held liable for any incidental, consequential or special damages, including but not limited to, damages in any way connected with the use of, interpretation of, information or analysis provided by Pace Analytical Services.

We strongly urge our clients to comply with EPA protocol regarding sample volume, preservation, cooling, containers, sampling procedures, holding time and splitting of samples in the field.

Certification Information

The following analytes are not included in our Primary NELAP Scope of Accreditation:

Westborough Facility – 8 Walkup Dr. Westborough, MA 01581
EPA 624.1: m/p-xylene, o-xylene, Naphthalene
EPA 625.1: alpha-Terpineol
EPA 8260D: NPW: 1,2,4,5-Tetramethylbenzene; 4-Ethyltoluene; SCM: Iodomethane (methyl iodide), 1,2,4,5-Tetramethylbenzene; 4-Ethyltoluene.
EPA 8270E: NPW: Dimethylnaphthalene,1,4-Diphenylhydrazine, alpha-Terpineol, Azobenzene; SCM: Dimethylnaphthalene,1,4-Diphenylhydrazine.
SM4500: NPW: Amenable Cyanide; SCM: Total Phosphorus, TKN, NO2, NO3.

Mansfield Facility – 320 Forbes Blvd. Mansfield, MA 02048
SM 2540D: TSS.
EPA TO-15: Halothane, 2,4,4-Trimethyl-2-pentene, 2,4,4-Trimethyl-1-pentene, Thiophene, 2-Methylthiophene, 3-Methylthiophene, 2-Ethylthiophene, 1,2,3-Trimethylbenzene, Indan, Indene, 1,2,4,5-Tetramethylbenzene, Benzothiophene, 1-Methylnaphthalene.
MADEP-APH.
Nonpotable Water: EPA RSK-175 Dissolved Gases
Biological Tissue Matrix: EPA 3050B

Mansfield Facility – 120 Forbes Blvd. Mansfield, MA 02048
EPA TO-15: Halothane, 2,4,4-Trimethyl-2-pentene, 2,4,4-Trimethyl-1-pentene, Thiophene, 2-Methylthiophene, 3-Methylthiophene, 2-Ethylthiophene, 1,2,3-Trimethylbenzene, Indan, Indene, 1,2,4,5-Tetramethylbenzene, Benzothiophene, 1-Methylnaphthalene.
Nonpotable Water: EPA RSK-175 Dissolved Gases

The following test method is not included in our New Jersey Secondary NELAP Scope of Accreditation:

Mansfield Facility – 320 Forbes Blvd. Mansfield, MA 02048
Determination of Selected Perfluorinated Alkyl Substances by Solid Phase Extraction and Liquid Chromatography/Tandem Mass Spectrometry Isotope Dilution (via Alpha SOP 23528)

The following analytes are included in our Massachusetts DEP Scope of Accreditation

Westborough Facility – 8 Walkup Dr. Westborough, MA 01581

Drinking Water
EPA 300.0: Chloride, Nitrate-N, Fluoride, Sulfate; **EPA 353.2**: Nitrate-N, Nitrite-N; **SM4500NO3-F**: Nitrate-N, Nitrite-N; **SM4500F-C, SM4500CN-CE, EPA 180.1, SM2130B, SM4500Cl-D, SM2320B, SM2540C, SM4500H-B, SM4500NO2-B**
EPA 524.2: THMs and VOCs; **EPA 504.1:** EDB, DBCP.
Microbiology: **SM9215B; SM9223-P/A, SM9223B-Colilert-QT,SM9222D**.

Non-Potable Water
SM4500H,B, EPA 120.1, SM2510B, SM2540C, SM2320B, SM4500CL-E, SM4500F-BC, SM4500NH3-BH: Ammonia-N and Kjeldahl-N, **EPA 350.1**: Ammonia-N, **LACHAT 10-107-06-1-B**: Ammonia-N, **EPA 351.1, SM4500NO3-F, EPA 353.2**: Nitrate-N**, SM4500P-E, SM4500P-B, E, SM4500SO4-E, SM5220D, EPA 410.4, SM5210B, SM5310C, SM4500CL-D, EPA 1664, EPA 420.1, SM4500-CN-CE, SM2540D, EPA 300: Chloride, Sulfate, Nitrate.**
EPA 624.1: Volatile Halocarbons & Aromatics,
EPA 608.3: Chlordane, Toxaphene, Aldrin, alpha-BHC, beta-BHC, gamma-BHC, delta-BHC, Dieldrin, DDD, DDE, DDT, Endosulfan I, Endosulfan II, Endosulfan sulfate, Endrin, Endrin Aldehyde, Heptachlor, Heptachlor Epoxide, PCBs
EPA 625.1: SVOC (Acid/Base/Neutral Extractables).
Microbiology: **SM9223B-Colilert-QT; Enterolert-QT, EPA 1600, EPA 1603, SM9222D.**

Mansfield Facility – 320 Forbes Blvd. Mansfield, MA 02048

Drinking Water
EPA 200.7: Al, Ba, Cd, Cr, Cu, Fe, Mn, Ni, Na, Ag, Ca, Zn. **EPA 200.8:** Al, Sb, As, Ba, Be, Cd, Cr, Cu, Pb, Mn, Ni, Se, Ag, TL, Zn. **EPA 245.1** Hg.
EPA 522, EPA 537.1.

Non-Potable Water
EPA 200.7: Al, Sb, As, Be, Cd, Ca, Cr, Co, Cu, Fe, Pb, Mg, Mn, Mo, Ni, K, Se, Ag, Na, Sr, TL, Ti, V, Zn.
EPA 200.8: Al, Sb**,** As, Be, Cd, Cr, Cu, Fe, Pb, Mn, Ni, K, Se, Ag, Na, TL, Zn.
EPA 245.1 Hg.
SM2340B

Certification IDs:

Westborough Facility – 8 Walkup Dr. Westborough, MA 01581
CT PH-0826, IL 200077, IN C-MA-03, KY JY98045, ME MA00086, MD 348, MA M-MA086, NH 2064, NJ MA935, NY 11148, NC (DW) 25700, NC (NPW/SCM) 666, OR MA-1316, PA 68-03671, RI LAO00065, TX T104704476, VT VT-0935, VA 460195

Mansfield Facility – 320 Forbes Blvd. Mansfield, MA 02048
CT PH-0825, ANAB/DoD L2474, IL 200081, IN C-MA-04, KY KY98046, LA 3090, ME MA00030, MI 9110, MN 025-999-495, NH 2062, NJ MA015, NY 11627, NC (NPW/SCM) 685, OR MA-0262, PA 68-02089, RI LAO00299, TX T-104704419, VT VT-0015, VA 460194, WA C954

Mansfield Facility – 120 Forbes Blvd. Mansfield, MA 02048
ANAB/DoD L2474, ME MA01156, MN 025-999-498, NH 2249, NJ MA025, NY 12191, OR 4203, TX T104704583, VA 460311, WA C1104.

For a complete listing of analytes and methods, please contact your Project Manager.

Serial No:06162515:38

5/29/25 L2534091

Pace Analytical®

Phone: 612-607-6400
Fax: 612-607-6344

https://www.pacelabs.com/

Doc #378 Rev 2_01122021

1800 Elm Street SE
Minneapolis, MN 55414

Page 1 of 1

CHAIN OF CUSTODY RECORD (AIR)

Contact: https://www.pacelabs.com/contact-us/contact-environmental-sciences/

Company Name:	NYSDEC/EAR
Address:	225 Atlantic Ave., Patchogue, NY
Phone:	(631) 447-6400
Project Name:	Former Cleaners Products Supply
Project Location:	Sunnyside, NY
Project Number:	NYSDEC Site #241123
Project Manager:	DEC: Kyle Forster, EAR: Steve Goetz
Pace Analytical Quote Name/Numbe	
Invoice Recipient:	NYSDEC
Sampled By:	EAR

Requested Turnaround Time
7-Day ☐ 10-Day ☐
Due Date: Standard TAT

Rush-Approval Required
1-Day ☐ 3-Day ☐
2-Day ☐ 4-Day ☐

Data Delivery
Format: PDF ☑ EXCEL ☑
Other:
CLP Like Data Pkg Required: ☐
Email To:
Fax To #:

ANALYSIS REQUESTED

Lab Use	Client Use	Collection Data		Duration	Flow Rate	Matrix	Volume	EPA Method TO-15, DER TCL				" Hg			Please fill out completely, sign, date and retain the yellow copy for your records	
Pace Analytical Work Order#	Client Sample ID / Description	Beginning Date/Time	Ending Date/Time	Total Minutes Sampled	☐ m³/min ☐ L/min	Code	☑ Liters ☐ m³					Initial Pressure	Final Pressure	Lab Receipt Pressure	Summa canisters and flow controllers must be returned within 15 days of receipt or rental fees will apply	For summa canister and flow controller information please refer to the Pace Analytical Air Media Agreement
															Summa Can ID	Flow Controller ID
	~~SVMP-101~~	~~5/23/25 8:48~~	~~5/23/25 10:18~~	~~2 hour~~		SG	6	X				-30			3467	0830
34091-01	SVMP-102	8:13	10:13	↓		↓	↓	X				-29	-5.2		2122	01554
02	SVMP-103	↓ 8:05	↓ 10:05	↓		↓	↓	X				-30	-3		3354	0100.5

Comments: Category A (Level 2) deliverables requested.

Please use the following codes to indicate possible sample concentration within the Conc Code column above:
H - High; M - Medium; L - Low; C - Clean; U - Unknown

Matrix Codes:
SG = SOIL GAS
IA = INDOOR AIR
AMB = AMBIENT
SS = SUB SLAB
D = DUP
BL = BLANK
O = Other:

Relinquished by: (signature)	Date/Time: 5/23/25 13:15	Detection Limit Requirements	Special Requirements
Received by: (signature) Receiving Room	Date/Time: 5/23/25 13:15	MA	☐ MA MCP Required
Relinquished by: (signature)	Date/Time: 5.28.25 7AM		MCP Certification Form Required
Received by: (signature)	Date/Time: 5/25 7 am	CT	☐ CT RCP Required
Relinquished by: (signature)	Date/Time: 5.28.25 1p		RCP Certification Form Required
Received by: (signature) PACE 5.28.25	Date/Time: 16:55	Other:	☐ Other

Pace Analytical®

NELAC and AIHA-LAP, LLC Accredited

Project Entity
☐ Government ☐ Municipality ☐ MWRA ☐ WRTA
☐ Federal ☐ 21 J ☐ School
☐ City ☐ Brownfield ☐ MBTA

Other
☐ Chromatogram
☐ *AIHA-LAP,LLC*

PCB ONLY
☐ Soxhlet
☐ Non Soxhlet

PACE 5.28.25 5-29-25 0005 5-28-25 2035 5/29/25

5000

ANALYTICAL REPORT

Lab Number:	L2534096
Client:	NYDEC_Env. Assessment & Remediation 225 Atlantic Avenue Patchogue, NY 11772
ATTN:	Kyle Forster
Phone:	(888) 327-6789
Project Name:	FORMER CLEANERS PRODUCT SUPPLY
Project Number:	241123
Report Date:	06/16/25

The original project report/data package is held by Pace Analytical Services. This report/data package is paginated and should be reproduced only in its entirety. Pace Analytical Services holds no responsibility for results and/or data that are not consistent with the original.

Certifications & Approvals: NH ELAP (2249).

120 Forbes Boulevard, Mansfield, MA 02048-1806
508-822-9300 (Fax) 508-822-3288 800-624-9220 - www.pacelabs.com

Project Name: FORMER CLEANERS PRODUCT SUPPLY
Project Number: 241123

Lab Number: L2534096
Report Date: 06/16/25

Lab Sample ID	Client ID	Matrix	Sample Location	Collection Date/Time	Receive Date
L2534096-01	SVMP-101	SOIL_VAPOR	SUNNYSIDE, NY	05/27/25 09:24	05/28/25
L2534096-02	SVMP-104	SOIL_VAPOR	SUNNYSIDE, NY	05/27/25 09:58	05/28/25
L2534096-03	UNUSED CAN #3573	SOIL_VAPOR	Not Specified		05/28/25
L2534096-04	UNUSED CAN #5313	SOIL_VAPOR	Not Specified		05/28/25
L2534096-05	UNUSED CAN #2967	SOIL_VAPOR	Not Specified		05/28/25

Project Name:	FORMER CLEANERS PRODUCT SUPPLY	**Lab Number:**	L2534096
Project Number:	241123	**Report Date:**	06/16/25

Case Narrative

The samples were received in accordance with the Chain of Custody and no significant deviations were encountered during the preparation or analysis unless otherwise noted. Sample Receipt, Container Information, and the Chain of Custody are located at the back of the report.

Results contained within this report relate only to the samples submitted under this Pace Lab Number and meet NELAP requirements for all NELAP accredited parameters unless otherwise noted in the following narrative. The data presented in this report is organized by parameter (i.e. VOC, SVOC, etc.). Sample specific Quality Control data (i.e. Surrogate Spike Recovery) is reported at the end of the target analyte list for each individual sample, followed by the Laboratory Batch Quality Control at the end of each parameter. Tentatively Identified Compounds (TICs), if requested, are reported for compounds identified to be present and are not part of the method/program Target Compound List, even if only a subset of the TCL are being reported. If a sample was re-analyzed or re-extracted due to a required quality control corrective action and if both sets of data are reported, the Laboratory ID of the re-analysis or re-extraction is designated with an "R" or "RE", respectively.

When multiple Batch Quality Control elements are reported (e.g. more than one LCS), the associated samples for each element are noted in the grey shaded header line of each data table. Any Laboratory Batch, Sample Specific % recovery or RPD value that is outside the listed Acceptance Criteria is bolded in the report. In reference to questions H (CAM) or 4 (RCP) when "NO" is checked, the performance criteria for CAM and RCP methods allow for some quality control failures to occur and still be within method compliance. In these instances, the specific failure is not narrated but noted in the associated QC Outlier Summary Report, located directly after the Case Narrative. QC information is also incorporated in the Data Usability Assessment table (Format 11) of our Data Merger tool, where it can be reviewed in conjunction with the sample result, associated regulatory criteria and any associated data usability implications.

Soil/sediments and solids are reported on a dry weight basis unless otherwise noted. Tissues are reported "as received" or on a wet weight basis, unless otherwise noted. Definitions of all data qualifiers and acronyms used in this report are provided in the Glossary located at the back of the report.

HOLD POLICY - For samples submitted on hold, Pace's policy is to hold samples (with the exception of Air canisters) free of charge for 21 calendar days from the date the project is completed. After 21 calendar days, we will dispose of all samples submitted including those put on hold unless you have contacted your Pace Project Manager and made arrangements for Pace to continue to hold the samples. Air canisters will be disposed after 3 business days from the date the project is completed.

Please contact Project Management at 800-624-9220 with any questions.

Project Name:	FORMER CLEANERS PRODUCT SUPPLY	**Lab Number:**	L2534096
Project Number:	241123	**Report Date:**	06/16/25

Case Narrative (continued)

Volatile Organics in Air

Canisters were released from the laboratory on May 8, 2025. The canister certification data is provided as an addendum.

Report Submission

All non-detect (ND) or estimated concentrations (J-qualified) have been quantitated to the limit noted in the MDL column.

L2534096-01D: The sample has elevated detection limits due to the dilution required by the elevated concentrations of target compounds in the sample.

I, the undersigned, attest under the pains and penalties of perjury that, to the best of my knowledge and belief and based upon my personal inquiry of those responsible for providing the information contained in this analytical report, such information is accurate and complete. This certificate of analysis is not complete unless this page accompanies any and all pages of this report.

Authorized Signature: Christopher J. Anderson

Title: Technical Director/Representative Date: 06/16/25

AIR

Project Name: FORMER CLEANERS PRODUCT SUPPLY
Project Number: 241123
Lab Number: L2534096
Report Date: 06/16/25

SAMPLE RESULTS

Lab ID: L2534096-01 D
Client ID: SVMP-101
Sample Location: SUNNYSIDE, NY

Date Collected: 05/27/25 09:24
Date Received: 05/28/25
Field Prep: Not Specified

Sample Depth:
Matrix: Soil_Vapor
Anaytical Method: 48,TO-15-SIM
Analytical Date: 06/14/25 01:20
Analyst: KJD

	ppbV			ug/m3				
Parameter	**Results**	**RL**	**MDL**	**Results**	**RL**	**MDL**	**Qualifier**	**Dilution Factor**
Volatile Organics in Air by SIM - Mansfield Air Lab								
Dichlorodifluoromethane	0.412	0.500	0.125	2.04	2.47	0.618	J	2.5
Chloromethane	0.362	0.500	0.189	0.748	1.03	0.390	J	2.5
Freon-114	ND	0.125	0.016	ND	0.874	0.112		2.5
Vinyl chloride	ND	0.050	0.022	ND	0.128	0.056		2.5
Bromomethane	0.060	0.050	0.024	0.233	0.194	0.091		2.5
Chloroethane	ND	0.250	0.099	ND	0.660	0.261		2.5
Ethanol	10.1	12.5	3.38	19.0	23.6	6.37	J	2.5
Trichlorofluoromethane	0.245	0.125	0.023	1.38	0.702	0.129		2.5
1,1-Dichloroethene	ND	0.050	0.019	ND	0.198	0.076		2.5
Tert-Butyl Alcohol	4.07	1.25	0.335	12.3	3.79	1.02		2.5
Methylene chloride	ND	1.25	0.275	ND	4.34	0.955		2.5
Freon-113	0.073	0.125	0.021	0.556	0.958	0.159	J	2.5
trans-1,2-Dichloroethene	ND	0.050	0.023	ND	0.198	0.089		2.5
1,1-Dichloroethane	ND	0.050	0.022	ND	0.202	0.087		2.5
Methyl tert butyl ether	ND	0.500	0.065	ND	1.80	0.235		2.5
2-Butanone	0.945	1.25	0.330	2.79	3.69	0.973	J	2.5
cis-1,2-Dichloroethene	0.120	0.050	0.026	0.476	0.198	0.101		2.5
Chloroform	0.995	0.050	0.018	4.86	0.244	0.087		2.5
1,2-Dichloroethane	0.028	0.050	0.021	0.111	0.202	0.084	J	2.5
n-Hexane	0.330	0.500	0.118	1.16	1.76	0.416	J	2.5
1,1,1-Trichloroethane	ND	0.050	0.015	ND	0.273	0.081		2.5
Benzene	0.302	0.250	0.075	0.965	0.799	0.238		2.5
Carbon tetrachloride	0.075	0.050	0.028	0.472	0.315	0.173		2.5

Project Name: FORMER CLEANERS PRODUCT SUPPLY
Project Number: 241123
Lab Number: L2534096
Report Date: 06/16/25

SAMPLE RESULTS

Lab ID: L2534096-01 D
Client ID: SVMP-101
Sample Location: SUNNYSIDE, NY

Date Collected: 05/27/25 09:24
Date Received: 05/28/25
Field Prep: Not Specified

Sample Depth:

Parameter	ppbV Results	ppbV RL	ppbV MDL	ug/m3 Results	ug/m3 RL	ug/m3 MDL	Qualifier	Dilution Factor
Volatile Organics in Air by SIM - Mansfield Air Lab								
Cyclohexane	0.128	0.500	0.078	0.441	1.72	0.269	J	2.5
1,2-Dichloropropane	ND	0.050	0.021	ND	0.231	0.096		2.5
Bromodichloromethane	ND	0.050	0.019	ND	0.335	0.124		2.5
1,4-Dioxane	ND	0.250	0.086	ND	0.901	0.310		2.5
Trichloroethene	1.19	0.050	0.015	6.40	0.269	0.081		2.5
2,2,4-Trimethylpentane	0.188	0.500	0.093	0.878	2.34	0.432	J	2.5
Heptane	0.200	0.500	0.078	0.820	2.05	0.320	J	2.5
cis-1,3-Dichloropropene	ND	0.050	0.030	ND	0.227	0.134		2.5
4-Methyl-2-pentanone	1.16	1.25	0.478	4.75	5.12	1.96	J	2.5
trans-1,3-Dichloropropene	ND	0.050	0.029	ND	0.227	0.131		2.5
1,1,2-Trichloroethane	ND	0.050	0.024	ND	0.273	0.132		2.5
Toluene	0.782	0.250	0.042	2.95	0.942	0.156		2.5
Dibromochloromethane	0.053	0.050	0.020	0.447	0.426	0.170		2.5
1,2-Dibromoethane	ND	0.050	0.023	ND	0.384	0.175		2.5
Tetrachloroethene	78.6	0.050	0.019	533	0.339	0.125		2.5
Chlorobenzene	ND	0.250	0.065	ND	1.15	0.297		2.5
Ethylbenzene	0.332	0.050	0.021	1.44	0.217	0.092		2.5
p/m-Xylene	1.16	0.100	0.045	5.04	0.434	0.195		2.5
Bromoform	1.22	0.050	0.028	12.6	0.517	0.287		2.5
Styrene	0.098	0.050	0.020	0.415	0.213	0.084		2.5
1,1,2,2-Tetrachloroethane	ND	0.050	0.017	ND	0.343	0.115		2.5
o-Xylene	0.378	0.050	0.022	1.64	0.217	0.095		2.5
1,3,5-Trimethylbenzene	0.088	0.050	0.024	0.430	0.246	0.118		2.5
1,2,4-Trimethylbenzene	0.295	0.050	0.019	1.45	0.246	0.093		2.5
Benzyl chloride	ND	0.250	0.083	ND	1.29	0.430		2.5
1,3-Dichlorobenzene	2.54	0.050	0.019	15.3	0.301	0.115		2.5

Project Name: FORMER CLEANERS PRODUCT SUPPLY
Project Number: 241123
Lab Number: L2534096
Report Date: 06/16/25

SAMPLE RESULTS

Lab ID: L2534096-01 D
Client ID: SVMP-101
Sample Location: SUNNYSIDE, NY

Date Collected: 05/27/25 09:24
Date Received: 05/28/25
Field Prep: Not Specified

Sample Depth:

Parameter	ppbV Results	ppbV RL	ppbV MDL	ug/m3 Results	ug/m3 RL	ug/m3 MDL	Qualifier	Dilution Factor
Volatile Organics in Air by SIM - Mansfield Air Lab								
1,4-Dichlorobenzene	ND	0.050	0.019	ND	0.301	0.113		2.5
1,2-Dichlorobenzene	ND	0.050	0.016	ND	0.301	0.093		2.5
1,2,4-Trichlorobenzene	ND	0.125	0.037	ND	0.928	0.271		2.5
Naphthalene	0.070	0.125	0.053	0.367	0.655	0.275	J	2.5
Hexachlorobutadiene	ND	0.125	0.028	ND	1.33	0.293		2.5

Internal Standard	% Recovery	Qualifier	Acceptance Criteria
1,4-difluorobenzene	92		60-140
bromochloromethane	99		60-140
chlorobenzene-d5	95		60-140

Project Name: FORMER CLEANERS PRODUCT SUPPLY
Project Number: 241123
Lab Number: L2534096
Report Date: 06/16/25

SAMPLE RESULTS

Lab ID: L2534096-02
Client ID: SVMP-104
Sample Location: SUNNYSIDE, NY

Date Collected: 05/27/25 09:58
Date Received: 05/28/25
Field Prep: Not Specified

Sample Depth:
Matrix: Soil_Vapor
Anaytical Method: 48,TO-15-SIM
Analytical Date: 06/14/25 01:53
Analyst: KJD

	ppbV			ug/m3				
Parameter	**Results**	**RL**	**MDL**	**Results**	**RL**	**MDL**	**Qualifier**	**Dilution Factor**
Volatile Organics in Air by SIM - Mansfield Air Lab								
Dichlorodifluoromethane	0.416	0.200	0.050	2.06	0.989	0.247		1
Chloromethane	0.504	0.200	0.076	1.04	0.413	0.156		1
Freon-114	0.016	0.050	0.006	0.112	0.349	0.045	J	1
Vinyl chloride	ND	0.020	0.009	ND	0.051	0.023		1
Bromomethane	0.049	0.020	0.009	0.190	0.078	0.037		1
Chloroethane	0.099	0.100	0.040	0.261	0.264	0.104	J	1
Ethanol	10.1	5.00	1.35	19.0	9.42	2.54		1
Trichlorofluoromethane	0.242	0.050	0.009	1.36	0.281	0.052		1
1,1-Dichloroethene	ND	0.020	0.008	ND	0.079	0.031		1
Tert-Butyl Alcohol	3.33	0.500	0.134	10.1	1.52	0.406		1
Methylene chloride	0.237	0.500	0.110	0.823	1.74	0.382	J	1
Freon-113	0.071	0.050	0.008	0.544	0.383	0.064		1
trans-1,2-Dichloroethene	ND	0.020	0.009	ND	0.079	0.036		1
1,1-Dichloroethane	0.014	0.020	0.009	0.057	0.081	0.035	J	1
Methyl tert butyl ether	ND	0.200	0.026	ND	0.721	0.094		1
2-Butanone	2.83	0.500	0.132	8.35	1.47	0.389		1
cis-1,2-Dichloroethene	ND	0.020	0.010	ND	0.079	0.040		1
Chloroform	0.114	0.020	0.007	0.557	0.098	0.035		1
1,2-Dichloroethane	0.038	0.020	0.008	0.154	0.081	0.034		1
n-Hexane	1.32	0.200	0.047	4.65	0.705	0.166		1
1,1,1-Trichloroethane	ND	0.020	0.006	ND	0.109	0.032		1
Benzene	0.885	0.100	0.030	2.83	0.319	0.095		1
Carbon tetrachloride	0.070	0.020	0.011	0.440	0.126	0.069		1

Project Name: FORMER CLEANERS PRODUCT SUPPLY
Project Number: 241123
Lab Number: L2534096
Report Date: 06/16/25

SAMPLE RESULTS

Lab ID: L2534096-02
Client ID: SVMP-104
Sample Location: SUNNYSIDE, NY

Date Collected: 05/27/25 09:58
Date Received: 05/28/25
Field Prep: Not Specified

Sample Depth:

Parameter	ppbV Results	ppbV RL	ppbV MDL	ug/m3 Results	ug/m3 RL	ug/m3 MDL	Qualifier	Dilution Factor
Volatile Organics in Air by SIM - Mansfield Air Lab								
Cyclohexane	0.959	0.200	0.031	3.30	0.688	0.108		1
1,2-Dichloropropane	ND	0.020	0.008	ND	0.092	0.038		1
Bromodichloromethane	ND	0.020	0.007	ND	0.134	0.050		1
1,4-Dioxane	0.261	0.100	0.034	0.941	0.360	0.124		1
Trichloroethene	0.015	0.020	0.006	0.081	0.107	0.032	J	1
2,2,4-Trimethylpentane	0.374	0.200	0.037	1.75	0.934	0.173		1
Heptane	0.524	0.200	0.031	2.15	0.820	0.128		1
cis-1,3-Dichloropropene	ND	0.020	0.012	ND	0.091	0.054		1
4-Methyl-2-pentanone	0.656	0.500	0.191	2.69	2.05	0.783		1
trans-1,3-Dichloropropene	ND	0.020	0.012	ND	0.091	0.052		1
1,1,2-Trichloroethane	ND	0.020	0.010	ND	0.109	0.053		1
Toluene	1.65	0.100	0.017	6.22	0.377	0.063		1
Dibromochloromethane	0.411	0.020	0.008	3.50	0.170	0.068		1
1,2-Dibromoethane	ND	0.020	0.009	ND	0.154	0.070		1
Tetrachloroethene	3.97	0.020	0.007	26.9	0.136	0.050		1
Chlorobenzene	0.170	0.100	0.026	0.783	0.461	0.119		1
Ethylbenzene	0.383	0.020	0.009	1.66	0.087	0.037		1
p/m-Xylene	3.43	0.040	0.018	14.9	0.174	0.078		1
Bromoform	17.0	0.020	0.011	176	0.207	0.115		1
Styrene	0.146	0.020	0.008	0.622	0.085	0.034		1
1,1,2,2-Tetrachloroethane	ND	0.020	0.007	ND	0.137	0.046		1
o-Xylene	0.462	0.020	0.009	2.01	0.087	0.038		1
1,3,5-Trimethylbenzene	0.117	0.020	0.010	0.575	0.098	0.047		1
1,2,4-Trimethylbenzene	0.378	0.020	0.008	1.86	0.098	0.037		1
Benzyl chloride	ND	0.100	0.033	ND	0.518	0.172		1
1,3-Dichlorobenzene	2.62	0.020	0.008	15.8	0.120	0.046		1

Project Name: FORMER CLEANERS PRODUCT SUPPLY
Project Number: 241123
Lab Number: L2534096
Report Date: 06/16/25

SAMPLE RESULTS

Lab ID: L2534096-02
Client ID: SVMP-104
Sample Location: SUNNYSIDE, NY

Date Collected: 05/27/25 09:58
Date Received: 05/28/25
Field Prep: Not Specified

Sample Depth:

Parameter	ppbV Results	ppbV RL	ppbV MDL	ug/m3 Results	ug/m3 RL	ug/m3 MDL	Qualifier	Dilution Factor
Volatile Organics in Air by SIM - Mansfield Air Lab								
1,4-Dichlorobenzene	0.033	0.020	0.008	0.198	0.120	0.045		1
1,2-Dichlorobenzene	0.065	0.020	0.006	0.391	0.120	0.037		1
1,2,4-Trichlorobenzene	ND	0.050	0.015	ND	0.371	0.108		1
Naphthalene	0.085	0.050	0.021	0.446	0.262	0.110		1
Hexachlorobutadiene	ND	0.050	0.011	ND	0.533	0.117		1

Internal Standard	% Recovery	Qualifier	Acceptance Criteria
1,4-difluorobenzene	96		60-140
bromochloromethane	101		60-140
chlorobenzene-d5	99		60-140

Project Name: FORMER CLEANERS PRODUCT SUPPLY **Lab Number:** L2534096

Project Number: 241123 **Report Date:** 06/16/25

Method Blank Analysis
Batch Quality Control

Analytical Method: 48,TO-15-SIM
Analytical Date: 06/13/25 22:00

Parameter	ppbV Results	ppbV RL	ppbV MDL	ug/m3 Results	ug/m3 RL	ug/m3 MDL	Qualifier	Dilution Factor
Volatile Organics in Air by SIM - Mansfield Air Lab for sample(s): 01-02 Batch: WG2078781-4								
Dichlorodifluoromethane	ND	0.200	0.050	ND	0.989	0.247		1
Chloromethane	ND	0.200	0.076	ND	0.413	0.156		1
Freon-114	ND	0.050	0.006	ND	0.349	0.045		1
Vinyl chloride	ND	0.020	0.009	ND	0.051	0.023		1
Bromomethane	ND	0.020	0.009	ND	0.078	0.037		1
Chloroethane	ND	0.100	0.040	ND	0.264	0.104		1
Ethanol	ND	5.00	1.35	ND	9.42	2.54		1
Trichlorofluoromethane	ND	0.050	0.009	ND	0.281	0.052		1
1,1-Dichloroethene	ND	0.020	0.008	ND	0.079	0.031		1
Tert-Butyl Alcohol	ND	0.500	0.134	ND	1.52	0.406		1
Methylene chloride	ND	0.500	0.110	ND	1.74	0.382		1
Freon-113	ND	0.050	0.008	ND	0.383	0.064		1
trans-1,2-Dichloroethene	ND	0.020	0.009	ND	0.079	0.036		1
1,1-Dichloroethane	ND	0.020	0.009	ND	0.081	0.035		1
Methyl tert butyl ether	ND	0.200	0.026	ND	0.721	0.094		1
2-Butanone	ND	0.500	0.132	ND	1.47	0.389		1
cis-1,2-Dichloroethene	ND	0.020	0.010	ND	0.079	0.040		1
Chloroform	ND	0.020	0.007	ND	0.098	0.035		1
1,2-Dichloroethane	ND	0.020	0.008	ND	0.081	0.034		1
n-Hexane	ND	0.200	0.047	ND	0.705	0.166		1
1,1,1-Trichloroethane	ND	0.020	0.006	ND	0.109	0.032		1
Benzene	ND	0.100	0.030	ND	0.319	0.095		1
Carbon tetrachloride	ND	0.020	0.011	ND	0.126	0.069		1
Cyclohexane	ND	0.200	0.031	ND	0.688	0.108		1
1,2-Dichloropropane	ND	0.020	0.008	ND	0.092	0.038		1

Project Name: FORMER CLEANERS PRODUCT SUPPLY **Lab Number:** L2534096

Project Number: 241123 **Report Date:** 06/16/25

Method Blank Analysis
Batch Quality Control

Analytical Method: 48,TO-15-SIM
Analytical Date: 06/13/25 22:00

Parameter	ppbV Results	ppbV RL	ppbV MDL	ug/m3 Results	ug/m3 RL	ug/m3 MDL	Qualifier	Dilution Factor
Volatile Organics in Air by SIM - Mansfield Air Lab for sample(s): 01-02 Batch: WG2078781-4								
Bromodichloromethane	ND	0.020	0.007	ND	0.134	0.050		1
1,4-Dioxane	ND	0.100	0.034	ND	0.360	0.124		1
Trichloroethene	ND	0.020	0.006	ND	0.107	0.032		1
2,2,4-Trimethylpentane	ND	0.200	0.037	ND	0.934	0.173		1
Heptane	ND	0.200	0.031	ND	0.820	0.128		1
cis-1,3-Dichloropropene	ND	0.020	0.012	ND	0.091	0.054		1
4-Methyl-2-pentanone	ND	0.500	0.191	ND	2.05	0.783		1
trans-1,3-Dichloropropene	ND	0.020	0.012	ND	0.091	0.052		1
1,1,2-Trichloroethane	ND	0.020	0.010	ND	0.109	0.053		1
Toluene	ND	0.100	0.017	ND	0.377	0.063		1
Dibromochloromethane	ND	0.020	0.008	ND	0.170	0.068		1
1,2-Dibromoethane	ND	0.020	0.009	ND	0.154	0.070		1
Tetrachloroethene	ND	0.020	0.007	ND	0.136	0.050		1
Chlorobenzene	ND	0.100	0.026	ND	0.461	0.119		1
Ethylbenzene	ND	0.020	0.009	ND	0.087	0.037		1
p/m-Xylene	ND	0.040	0.018	ND	0.174	0.078		1
Bromoform	ND	0.020	0.011	ND	0.207	0.115		1
Styrene	ND	0.020	0.008	ND	0.085	0.034		1
1,1,2,2-Tetrachloroethane	ND	0.020	0.007	ND	0.137	0.046		1
o-Xylene	ND	0.020	0.009	ND	0.087	0.038		1
1,3,5-Trimethylbenzene	ND	0.020	0.010	ND	0.098	0.047		1
1,2,4-Trimethylbenzene	ND	0.020	0.008	ND	0.098	0.037		1
Benzyl chloride	ND	0.100	0.033	ND	0.518	0.172		1
1,3-Dichlorobenzene	ND	0.020	0.008	ND	0.120	0.046		1
1,4-Dichlorobenzene	ND	0.020	0.008	ND	0.120	0.045		1

Project Name: FORMER CLEANERS PRODUCT SUPPLY
Project Number: 241123
Lab Number: L2534096
Report Date: 06/16/25

Method Blank Analysis
Batch Quality Control

Analytical Method: 48,TO-15-SIM
Analytical Date: 06/13/25 22:00

Parameter	ppbV Results	ppbV RL	ppbV MDL	ug/m3 Results	ug/m3 RL	ug/m3 MDL	Qualifier	Dilution Factor
Volatile Organics in Air by SIM - Mansfield Air Lab for sample(s): 01-02 Batch: WG2078781-4								
1,2-Dichlorobenzene	ND	0.020	0.006	ND	0.120	0.037		1
1,2,4-Trichlorobenzene	ND	0.050	0.015	ND	0.371	0.108		1
Naphthalene	ND	0.050	0.021	ND	0.262	0.110		1
Hexachlorobutadiene	ND	0.050	0.011	ND	0.533	0.117		1

Lab Control Sample Analysis
Batch Quality Control

Project Name: FORMER CLEANERS PRODUCT SUPPLY
Project Number: 241123
Lab Number: L2534096
Report Date: 06/16/25

Parameter	LCS %Recovery	Qual	LCSD %Recovery	Qual	%Recovery Limits	RPD	Qual	RPD Limits
Volatile Organics in Air by SIM - Mansfield Air Lab Associated sample(s): 01-02 Batch: WG2078781-3								
Dichlorodifluoromethane	102		-		70-130	-		25
Chloromethane	109		-		70-130	-		25
Freon-114	119		-		70-130	-		25
Vinyl chloride	118		-		70-130	-		25
Bromomethane	116		-		70-130	-		25
Chloroethane	118		-		70-130	-		25
Ethanol	108		-		40-160	-		25
Trichlorofluoromethane	116		-		70-130	-		25
1,1-Dichloroethene	120		-		70-130	-		25
Tert-Butyl Alcohol[1]	107		-		70-130	-		25
Methylene chloride	121		-		70-130	-		25
Freon-113	110		-		70-130	-		25
trans-1,2-Dichloroethene	111		-		70-130	-		25
1,1-Dichloroethane	113		-		70-130	-		25
Methyl tert butyl ether	109		-		70-130	-		25
2-Butanone	111		-		70-130	-		25
cis-1,2-Dichloroethene	93		-		70-130	-		25
Chloroform	96		-		70-130	-		25
1,2-Dichloroethane	98		-		70-130	-		25
n-Hexane	114		-		70-130	-		25
1,1,1-Trichloroethane	108		-		70-130	-		25
Benzene	105		-		70-130	-		25
Carbon tetrachloride	106		-		70-130	-		25

Lab Control Sample Analysis
Batch Quality Control

Project Name: FORMER CLEANERS PRODUCT SUPPLY
Project Number: 241123
Lab Number: L2534096
Report Date: 06/16/25

Parameter	LCS %Recovery	Qual	LCSD %Recovery	Qual	%Recovery Limits	RPD	Qual	RPD Limits
Volatile Organics in Air by SIM - Mansfield Air Lab Associated sample(s): 01-02 Batch: WG2078781-3								
Cyclohexane	102		-		70-130	-		25
1,2-Dichloropropane	111		-		70-130	-		25
Bromodichloromethane	117		-		70-130	-		25
1,4-Dioxane	109		-		70-130	-		25
Trichloroethene	97		-		70-130	-		25
2,2,4-Trimethylpentane	117		-		70-130	-		25
Heptane	112		-		70-130	-		25
cis-1,3-Dichloropropene	112		-		70-130	-		25
4-Methyl-2-pentanone	118		-		70-130	-		25
trans-1,3-Dichloropropene	121		-		70-130	-		25
1,1,2-Trichloroethane	106		-		70-130	-		25
Toluene	89		-		70-130	-		25
Dibromochloromethane	93		-		70-130	-		25
1,2-Dibromoethane	90		-		70-130	-		25
Tetrachloroethene	78		-		70-130	-		25
Chlorobenzene	87		-		70-130	-		25
Ethylbenzene	86		-		70-130	-		25
p/m-Xylene	90		-		70-130	-		25
Bromoform	90		-		70-130	-		25
Styrene	87		-		70-130	-		25
1,1,2,2-Tetrachloroethane	98		-		70-130	-		25
o-Xylene	90		-		70-130	-		25
1,3,5-Trimethylbenzene	90		-		70-130	-		25

Lab Control Sample Analysis
Batch Quality Control

Project Name: FORMER CLEANERS PRODUCT SUPPLY
Project Number: 241123

Lab Number: L2534096
Report Date: 06/16/25

Parameter	LCS %Recovery	Qual	LCSD %Recovery	Qual	%Recovery Limits	RPD	Qual	RPD Limits
Volatile Organics in Air by SIM - Mansfield Air Lab Associated sample(s): 01-02 Batch: WG2078781-3								
1,2,4-Trimethylbenzene	92		-		70-130	-		25
Benzyl chloride	75		-		70-130	-		25
1,3-Dichlorobenzene	92		-		70-130	-		25
1,4-Dichlorobenzene	87		-		70-130	-		25
1,2-Dichlorobenzene	89		-		70-130	-		25
1,2,4-Trichlorobenzene	83		-		70-130	-		25
Naphthalene	76		-		70-130	-		25
Hexachlorobutadiene	81		-		70-130	-		25

Lab Duplicate Analysis
Batch Quality Control

Project Name: FORMER CLEANERS PRODUCT SUPPLY
Project Number: 241123

Lab Number: L2534096
Report Date: 06/16/25

Parameter	Native Sample	Duplicate Sample	Units	RPD	Qual	RPD Limits
Volatile Organics in Air by SIM - Mansfield Air Lab Associated sample(s): 01-02 QC Batch ID: WG2078781-5 QC Sample: L2534096-02 Client ID: SVMP-104						
Dichlorodifluoromethane	0.416	0.434	ppbV	4		25
Chloromethane	0.504	0.533	ppbV	6		25
Freon-114	0.016J	0.017J	ppbV	NC		25
Vinyl chloride	ND	ND	ppbV	NC		25
Bromomethane	0.049	0.048	ppbV	2		25
Chloroethane	0.099J	0.103	ppbV	NC		25
Ethanol	10.1	9.32	ppbV	8		25
Trichlorofluoromethane	0.242	0.238	ppbV	2		25
1,1-Dichloroethene	ND	ND	ppbV	NC		25
Tert-Butyl Alcohol[1]	3.33	3.12	ppbV	7		25
Methylene chloride	0.237J	0.232J	ppbV	NC		25
Freon-113	0.071	0.071	ppbV	0		25
trans-1,2-Dichloroethene	ND	ND	ppbV	NC		25
1,1-Dichloroethane	0.014J	0.013J	ppbV	NC		25
Methyl tert butyl ether	ND	ND	ppbV	NC		25
2-Butanone	2.83	2.92	ppbV	3		25
cis-1,2-Dichloroethene	ND	ND	ppbV	NC		25
Chloroform	0.114	0.118	ppbV	3		25
1,2-Dichloroethane	0.038	0.038	ppbV	0		25
n-Hexane	1.32	1.37	ppbV	4		25
1,1,1-Trichloroethane	ND	ND	ppbV	NC		25

Lab Duplicate Analysis
Batch Quality Control

Project Name: FORMER CLEANERS PRODUCT SUPPLY
Project Number: 241123

Lab Number: L2534096
Report Date: 06/16/25

Parameter	Native Sample	Duplicate Sample	Units	RPD	Qual	RPD Limits
Volatile Organics in Air by SIM - Mansfield Air Lab Associated sample(s): 01-02 QC Batch ID: WG2078781-5 QC Sample: L2534096-02 Client ID: SVMP-104						
Benzene	0.885	0.903	ppbV	2		25
Carbon tetrachloride	0.070	0.071	ppbV	1		25
Cyclohexane	0.959	0.998	ppbV	4		25
1,2-Dichloropropane	ND	ND	ppbV	NC		25
Bromodichloromethane	ND	ND	ppbV	NC		25
1,4-Dioxane	0.261	0.234	ppbV	11		25
Trichloroethene	0.015J	0.014J	ppbV	NC		25
2,2,4-Trimethylpentane	0.374	0.377	ppbV	1		25
Heptane	0.524	0.519	ppbV	1		25
cis-1,3-Dichloropropene	ND	ND	ppbV	NC		25
4-Methyl-2-pentanone	0.656	0.664	ppbV	1		25
trans-1,3-Dichloropropene	ND	ND	ppbV	NC		25
1,1,2-Trichloroethane	ND	ND	ppbV	NC		25
Toluene	1.65	1.70	ppbV	3		25
Dibromochloromethane	0.411	0.426	ppbV	4		25
1,2-Dibromoethane	ND	ND	ppbV	NC		25
Tetrachloroethene	3.97	4.07	ppbV	2		25
Chlorobenzene	0.170	0.174	ppbV	2		25
Ethylbenzene	0.383	0.396	ppbV	3		25
p/m-Xylene	3.43	3.50	ppbV	2		25
Bromoform	17.0	17.4	ppbV	2		25

Lab Duplicate Analysis
Batch Quality Control

Project Name: FORMER CLEANERS PRODUCT SUPPLY
Project Number: 241123

Lab Number: L2534096
Report Date: 06/16/25

Parameter	Native Sample	Duplicate Sample	Units	RPD	Qual	RPD Limits
Volatile Organics in Air by SIM - Mansfield Air Lab Associated sample(s): 01-02 QC Batch ID: WG2078781-5 QC Sample: L2534096-02 Client ID: SVMP-104						
Styrene	0.146	0.152	ppbV	4		25
1,1,2,2-Tetrachloroethane	ND	ND	ppbV	NC		25
o-Xylene	0.462	0.474	ppbV	3		25
1,3,5-Trimethylbenzene	0.117	0.121	ppbV	3		25
1,2,4-Trimethylbenzene	0.378	0.385	ppbV	2		25
Benzyl chloride	ND	ND	ppbV	NC		25
1,3-Dichlorobenzene	2.62	2.75	ppbV	5		25
1,4-Dichlorobenzene	0.033	ND	ppbV	NC		25
1,2-Dichlorobenzene	0.065	0.069	ppbV	6		25
1,2,4-Trichlorobenzene	ND	ND	ppbV	NC		25
Naphthalene	0.085	0.090	ppbV	6		25
Hexachlorobutadiene	ND	ND	ppbV	NC		25

Project Name: FORMER CLEANERS PRODUCT SUPPLY **Lab Number:** L2534096

Project Number: 241123 **Report Date:** 06/16/25

Canister and Flow Controller Information

Samplenum	Client ID	Media ID	Media Type	Date Prepared	Bottle Order	Cleaning Batch ID	Can Leak Check	Initial Pressure (in. Hg)	Pressure on Receipt	Flow Controler Leak Chk	Flow Out mL/min	Flow In	% RPD
L2534096-01	SVMP-101	0830	Flow 2	05/08/25	519637		-	-	-	Pass	40.1	42.3	5
L2534096-01	SVMP-101	3467	6.0L Can	05/08/25	519637	L2527433-02	Pass	-29.4	-5.3	-	-	-	-
L2534096-02	SVMP-104	0199	Flow 2	05/08/25	519637		-	-	-	Pass	39.9	45.9	14
L2534096-02	SVMP-104	2965	6.0L Can	05/08/25	519637	L2527433-02	Pass	-29.5	-5.0	-	-	-	-
L2534096-03	UNUSED CAN #3573	01422	Flow 2	05/08/25	519637		-	-	-	Pass	39.7	41.6	5
L2534096-03	UNUSED CAN #3573	3573	6.0L Can	05/08/25	519637	L2527433-02	Pass	-29.4	-29.3	-	-	-	-
L2534096-04	UNUSED CAN #5313	01499	Flow 2	05/08/25	519637		-	-	-	-	39.8	42.9	-
L2534096-04	UNUSED CAN #5313	5313	6.0L Can	05/08/25	519637	L2527433-02	Pass	-29.5	-29.2	-	-	-	-
L2534096-05	UNUSED CAN #2967	0717	Flow 2	05/08/25	519637		-	-	-	Pass	40.4	42.8	6
L2534096-05	UNUSED CAN #2967	2967	6.0L Can	05/08/25	519637	L2527433-02	Pass	-29.5	-29.3	-	-	-	-

Project Name: BATCH CANISTER CERTIFICATION
Project Number: CANISTER QC BAT
Lab Number: L2527433
Report Date: 06/16/25

Air Canister Certification Results

Lab ID: L2527433-02
Client ID: CAN 2315 SHELF 86
Sample Location:

Date Collected: 05/03/25 07:00
Date Received: 05/03/25
Field Prep: Not Specified

Sample Depth:
Matrix: Air
Anaytical Method: 48,TO-15
Analytical Date: 05/05/25 05:12
Analyst: JFI

	ppbV			ug/m3				
Parameter	**Results**	**RL**	**MDL**	**Results**	**RL**	**MDL**	**Qualifier**	**Dilution Factor**
Volatile Organics in Air - Mansfield Air Lab								
Chlorodifluoromethane	ND	0.200	0.046	ND	0.707	0.164		1
Propylene	ND	0.500	0.135	ND	0.861	0.232		1
Propane	ND	0.500	0.152	ND	0.902	0.274		1
Dichlorodifluoromethane	ND	0.200	0.076	ND	0.989	0.374		1
Chloromethane	ND	0.200	0.058	ND	0.413	0.119		1
Freon-114	ND	0.200	0.050	ND	1.40	0.352		1
Methanol	ND	5.00	3.03	ND	6.55	3.97		1
Vinyl chloride	ND	0.200	0.058	ND	0.511	0.149		1
1,3-Butadiene	ND	0.200	0.062	ND	0.442	0.137		1
Butane	ND	0.200	0.080	ND	0.475	0.190		1
Bromomethane	ND	0.200	0.055	ND	0.777	0.212		1
Chloroethane	ND	0.200	0.065	ND	0.528	0.171		1
Ethanol	ND	5.00	1.74	ND	9.42	3.28		1
Dichlorofluoromethane	ND	0.200	0.112	ND	0.842	0.471		1
Vinyl bromide	ND	0.200	0.072	ND	0.874	0.316		1
Acrolein	ND	0.500	0.149	ND	1.15	0.342		1
Acetone	ND	1.00	0.515	ND	2.38	1.22		1
Acetonitrile	ND	0.200	0.101	ND	0.336	0.170		1
Trichlorofluoromethane	ND	0.200	0.079	ND	1.12	0.442		1
Isopropanol	ND	1.00	0.272	ND	2.46	0.669		1
Acrylonitrile	ND	0.500	0.089	ND	1.09	0.194		1
Pentane	ND	0.200	0.113	ND	0.590	0.333		1
Ethyl ether	ND	0.200	0.085	ND	0.606	0.259		1
1,1-Dichloroethene	ND	0.200	0.057	ND	0.793	0.225		1

Project Name: BATCH CANISTER CERTIFICATION
Project Number: CANISTER QC BAT
Lab Number: L2527433
Report Date: 06/16/25

Air Canister Certification Results

Lab ID: L2527433-02
Client ID: CAN 2315 SHELF 86
Sample Location:

Date Collected: 05/03/25 07:00
Date Received: 05/03/25
Field Prep: Not Specified

Sample Depth:

Parameter	ppbV Results	ppbV RL	ppbV MDL	ug/m3 Results	ug/m3 RL	ug/m3 MDL	Qualifier	Dilution Factor
Volatile Organics in Air - Mansfield Air Lab								
Tertiary butyl Alcohol	ND	0.500	0.132	ND	1.52	0.400		1
Methylene chloride	ND	0.500	0.125	ND	1.74	0.434		1
3-Chloropropene	ND	0.200	0.086	ND	0.626	0.269		1
Carbon disulfide	ND	0.200	0.047	ND	0.623	0.145		1
Freon-113	ND	0.200	0.051	ND	1.53	0.388		1
trans-1,2-Dichloroethene	ND	0.200	0.076	ND	0.793	0.299		1
1,1-Dichloroethane	ND	0.200	0.057	ND	0.809	0.230		1
Methyl tert butyl ether	ND	0.200	0.045	ND	0.721	0.162		1
Vinyl acetate	ND	1.00	0.323	ND	3.52	1.14		1
2-Butanone	ND	0.500	0.099	ND	1.47	0.292		1
Xylenes, total	ND	0.600	0.062	ND	0.869	0.270		1
cis-1,2-Dichloroethene	ND	0.200	0.060	ND	0.793	0.236		1
Ethyl Acetate	ND	0.500	0.297	ND	1.80	1.07		1
Chloroform	ND	0.200	0.055	ND	0.977	0.270		1
Tetrahydrofuran	ND	0.500	0.117	ND	1.47	0.345		1
2,2-Dichloropropane	ND	0.200	0.043	ND	0.924	0.198		1
1,2-Dichloroethane	ND	0.200	0.079	ND	0.809	0.319		1
n-Hexane	ND	0.200	0.074	ND	0.705	0.262		1
Diisopropyl ether	ND	0.200	0.063	ND	0.836	0.264		1
tert-Butyl Ethyl Ether	ND	0.200	0.073	ND	0.836	0.306		1
1,2-Dichloroethene (total)	ND	1.00	0.060	ND	1.00	0.236		1
1,1,1-Trichloroethane	ND	0.200	0.061	ND	1.09	0.335		1
1,1-Dichloropropene	ND	0.200	0.059	ND	0.908	0.269		1
Benzene	ND	0.200	0.064	ND	0.639	0.205		1
Carbon tetrachloride	ND	0.200	0.069	ND	1.26	0.432		1
Cyclohexane	ND	0.200	0.073	ND	0.688	0.251		1
tert-Amyl Methyl Ether	ND	0.200	0.067	ND	0.836	0.281		1

Project Name: BATCH CANISTER CERTIFICATION
Project Number: CANISTER QC BAT
Lab Number: L2527433
Report Date: 06/16/25

Air Canister Certification Results

Lab ID: L2527433-02
Client ID: CAN 2315 SHELF 86
Sample Location:

Date Collected: 05/03/25 07:00
Date Received: 05/03/25
Field Prep: Not Specified

Sample Depth:

Parameter	ppbV Results	ppbV RL	ppbV MDL	ug/m3 Results	ug/m3 RL	ug/m3 MDL	Qualifier	Dilution Factor
Volatile Organics in Air - Mansfield Air Lab								
Dibromomethane	ND	0.200	0.060	ND	1.42	0.425		1
1,2-Dichloropropane	ND	0.200	0.063	ND	0.924	0.292		1
Bromodichloromethane	ND	0.200	0.069	ND	1.34	0.462		1
1,4-Dioxane	ND	0.200	0.054	ND	0.721	0.194		1
Trichloroethene	ND	0.200	0.055	ND	1.07	0.295		1
2,2,4-Trimethylpentane	ND	0.200	0.069	ND	0.934	0.323		1
Methyl Methacrylate	ND	0.500	0.226	ND	2.05	0.925		1
Heptane	ND	0.200	0.083	ND	0.820	0.339		1
cis-1,3-Dichloropropene	ND	0.200	0.067	ND	0.908	0.306		1
4-Methyl-2-pentanone	ND	0.500	0.190	ND	2.05	0.779		1
trans-1,3-Dichloropropene	ND	0.200	0.078	ND	0.908	0.355		1
1,1,2-Trichloroethane	ND	0.200	0.058	ND	1.09	0.318		1
Toluene	ND	0.200	0.087	ND	0.754	0.327		1
1,3-Dichloropropane	ND	0.200	0.054	ND	0.924	0.248		1
2-Hexanone	ND	0.200	0.091	ND	0.820	0.374		1
Dibromochloromethane	ND	0.200	0.057	ND	1.70	0.482		1
1,2-Dibromoethane	ND	0.200	0.054	ND	1.54	0.418		1
Butyl acetate	ND	0.500	0.208	ND	2.38	0.989		1
Octane	ND	0.200	0.068	ND	0.934	0.316		1
Tetrachloroethene	ND	0.200	0.063	ND	1.36	0.425		1
1,1,1,2-Tetrachloroethane	ND	0.200	0.051	ND	1.37	0.349		1
Chlorobenzene	ND	0.200	0.052	ND	0.921	0.238		1
Ethylbenzene	ND	0.200	0.058	ND	0.869	0.250		1
p/m-Xylene	ND	0.400	0.125	ND	1.74	0.543		1
Bromoform	ND	0.200	0.060	ND	2.07	0.616		1
Styrene	ND	0.200	0.060	ND	0.852	0.254		1
1,1,2,2-Tetrachloroethane	ND	0.200	0.052	ND	1.37	0.357		1

Project Name: BATCH CANISTER CERTIFICATION
Project Number: CANISTER QC BAT
Lab Number: L2527433
Report Date: 06/16/25

Air Canister Certification Results

Lab ID: L2527433-02
Client ID: CAN 2315 SHELF 86
Sample Location:

Date Collected: 05/03/25 07:00
Date Received: 05/03/25
Field Prep: Not Specified

Sample Depth:

Parameter	ppbV Results	ppbV RL	ppbV MDL	ug/m3 Results	ug/m3 RL	ug/m3 MDL	Qualifier	Dilution Factor
Volatile Organics in Air - Mansfield Air Lab								
o-Xylene	ND	0.200	0.062	ND	0.869	0.270		1
1,2,3-Trichloropropane	ND	0.200	0.058	ND	1.21	0.347		1
Nonane	ND	0.200	0.074	ND	1.05	0.387		1
Isopropylbenzene	ND	0.200	0.062	ND	0.983	0.305		1
Bromobenzene	ND	0.200	0.058	ND	0.793	0.230		1
2-Chlorotoluene	ND	0.200	0.076	ND	1.04	0.394		1
n-Propylbenzene	ND	0.200	0.063	ND	0.983	0.311		1
4-Chlorotoluene	ND	0.200	0.077	ND	1.04	0.396		1
4-Ethyltoluene	ND	0.200	0.055	ND	0.983	0.272		1
1,3,5-Trimethylbenzene	ND	0.200	0.060	ND	0.983	0.295		1
tert-Butylbenzene	ND	0.200	0.055	ND	1.10	0.302		1
1,2,4-Trimethylbenzene	ND	0.200	0.058	ND	0.983	0.284		1
Decane	ND	0.200	0.070	ND	1.16	0.406		1
Benzyl chloride	ND	0.200	0.094	ND	1.04	0.486		1
1,3-Dichlorobenzene	ND	0.200	0.078	ND	1.20	0.467		1
1,4-Dichlorobenzene	ND	0.200	0.083	ND	1.20	0.497		1
sec-Butylbenzene	ND	0.200	0.055	ND	1.10	0.300		1
p-Isopropyltoluene	ND	0.200	0.057	ND	1.10	0.311		1
1,2-Dichlorobenzene	ND	0.200	0.062	ND	1.20	0.372		1
n-Butylbenzene	ND	0.200	0.054	ND	1.10	0.294		1
1,2-Dibromo-3-chloropropane	ND	0.200	0.062	ND	1.93	0.603		1
Undecane	ND	0.200	0.071	ND	1.28	0.453		1
Dodecane	ND	0.200	0.089	ND	1.39	0.621		1
1,2,4-Trichlorobenzene	ND	0.200	0.100	ND	1.48	0.742		1
Naphthalene	ND	0.200	0.059	ND	0.996	0.309		1
1,2,3-Trichlorobenzene	ND	0.200	0.074	ND	1.48	0.548		1
Hexachlorobutadiene	ND	0.200	0.061	ND	2.13	0.647		1

Project Name: BATCH CANISTER CERTIFICATION
Project Number: CANISTER QC BAT
Lab Number: L2527433
Report Date: 06/16/25

Air Canister Certification Results

Lab ID: L2527433-02
Client ID: CAN 2315 SHELF 86
Sample Location:

Date Collected: 05/03/25 07:00
Date Received: 05/03/25
Field Prep: Not Specified

Sample Depth:

Parameter	ppbV Results	ppbV RL	ppbV MDL	ug/m3 Results	ug/m3 RL	ug/m3 MDL	Qualifier	Dilution Factor
Volatile Organics in Air - Mansfield Air Lab								

	Results	Qualifier	Units	RDL	Dilution Factor
Tentatively Identified Compounds					

No Tentatively Identified Compounds

Internal Standard	% Recovery	Qualifier	Acceptance Criteria
1,4-Difluorobenzene	87		60-140
Bromochloromethane	91		60-140
chlorobenzene-d5	87		60-140

Project Name: BATCH CANISTER CERTIFICATION
Project Number: CANISTER QC BAT
Lab Number: L2527433
Report Date: 06/16/25

Air Canister Certification Results

Lab ID: L2527433-02
Client ID: CAN 2315 SHELF 86
Sample Location:

Date Collected: 05/03/25 07:00
Date Received: 05/03/25
Field Prep: Not Specified

Sample Depth:
Matrix: Air
Anaytical Method: 48,TO-15
Analytical Date: 05/06/25 22:23
Analyst: JFI

	ppbV			ug/m3				
Parameter	**Results**	**RL**	**MDL**	**Results**	**RL**	**MDL**	**Qualifier**	**Dilution Factor**
Volatile Organics in Air - Mansfield Air Lab								
Ethanol	ND	5.00	1.74	ND	9.42	3.28		1

Internal Standard	**% Recovery**	**Qualifier**	**Acceptance Criteria**
1,4-Difluorobenzene	108		60-140
Bromochloromethane	105		60-140
chlorobenzene-d5	120		60-140

Project Name: BATCH CANISTER CERTIFICATION
Project Number: CANISTER QC BAT
Lab Number: L2527433
Report Date: 06/16/25

Air Canister Certification Results

Lab ID: L2527433-02
Client ID: CAN 2315 SHELF 86
Sample Location:

Date Collected: 05/03/25 07:00
Date Received: 05/03/25
Field Prep: Not Specified

Sample Depth:
Matrix: Air
Anaytical Method: 48,TO-15-SIM
Analytical Date: 05/05/25 05:12
Analyst: JFI

	ppbV			ug/m3				
Parameter	**Results**	**RL**	**MDL**	**Results**	**RL**	**MDL**	**Qualifier**	**Dilution Factor**
Volatile Organics in Air by SIM - Mansfield Air Lab								
Dichlorodifluoromethane	ND	0.200	0.050	ND	0.989	0.247		1
Chloromethane	ND	0.200	0.076	ND	0.413	0.156		1
Freon-114	ND	0.050	0.006	ND	0.349	0.045		1
Vinyl chloride	ND	0.020	0.009	ND	0.051	0.023		1
1,3-Butadiene	ND	0.020	0.011	ND	0.044	0.024		1
Bromomethane	ND	0.020	0.009	ND	0.078	0.037		1
Chloroethane	ND	0.100	0.040	ND	0.264	0.104		1
Acrolein	ND	0.050	0.039	ND	0.115	0.089		1
Acetone	ND	1.00	0.539	ND	2.38	1.28		1
Trichlorofluoromethane	ND	0.050	0.009	ND	0.281	0.052		1
Acrylonitrile	ND	0.500	0.162	ND	1.09	0.352		1
1,1-Dichloroethene	ND	0.020	0.008	ND	0.079	0.031		1
Methylene chloride	ND	0.500	0.110	ND	1.74	0.382		1
Freon-113	ND	0.050	0.008	ND	0.383	0.064		1
trans-1,2-Dichloroethene	ND	0.020	0.009	ND	0.079	0.036		1
1,1-Dichloroethane	ND	0.020	0.009	ND	0.081	0.035		1
Methyl tert butyl ether	ND	0.200	0.026	ND	0.721	0.094		1
2-Butanone	ND	0.500	0.132	ND	1.47	0.389		1
cis-1,2-Dichloroethene	ND	0.020	0.010	ND	0.079	0.040		1
Chloroform	ND	0.020	0.007	ND	0.098	0.035		1
1,2-Dichloroethane	ND	0.020	0.008	ND	0.081	0.034		1
1,1,1-Trichloroethane	ND	0.020	0.006	ND	0.109	0.032		1
Benzene	ND	0.100	0.030	ND	0.319	0.095		1
Carbon tetrachloride	ND	0.020	0.011	ND	0.126	0.069		1

Project Name: BATCH CANISTER CERTIFICATION
Project Number: CANISTER QC BAT
Lab Number: L2527433
Report Date: 06/16/25

Air Canister Certification Results

Lab ID: L2527433-02
Client ID: CAN 2315 SHELF 86
Sample Location:

Date Collected: 05/03/25 07:00
Date Received: 05/03/25
Field Prep: Not Specified

Sample Depth:

Parameter	ppbV Results	ppbV RL	ppbV MDL	ug/m3 Results	ug/m3 RL	ug/m3 MDL	Qualifier	Dilution Factor
Volatile Organics in Air by SIM - Mansfield Air Lab								
1,2-Dichloropropane	ND	0.020	0.008	ND	0.092	0.038		1
Bromodichloromethane	ND	0.020	0.007	ND	0.134	0.050		1
1,4-Dioxane	ND	0.100	0.034	ND	0.360	0.124		1
Trichloroethene	ND	0.020	0.006	ND	0.107	0.032		1
cis-1,3-Dichloropropene	ND	0.020	0.012	ND	0.091	0.054		1
4-Methyl-2-pentanone	ND	0.500	0.191	ND	2.05	0.783		1
trans-1,3-Dichloropropene	ND	0.020	0.012	ND	0.091	0.052		1
1,1,2-Trichloroethane	ND	0.020	0.010	ND	0.109	0.053		1
Toluene	ND	0.100	0.017	ND	0.377	0.063		1
Dibromochloromethane	ND	0.020	0.008	ND	0.170	0.068		1
1,2-Dibromoethane	ND	0.020	0.009	ND	0.154	0.070		1
Tetrachloroethene	ND	0.020	0.007	ND	0.136	0.050		1
1,1,1,2-Tetrachloroethane	ND	0.020	0.010	ND	0.137	0.069		1
Chlorobenzene	ND	0.100	0.026	ND	0.461	0.119		1
Ethylbenzene	ND	0.020	0.009	ND	0.087	0.037		1
p/m-Xylene	ND	0.040	0.018	ND	0.174	0.078		1
Bromoform	ND	0.020	0.011	ND	0.207	0.115		1
Styrene	ND	0.020	0.008	ND	0.085	0.034		1
1,1,2,2-Tetrachloroethane	ND	0.020	0.007	ND	0.137	0.046		1
o-Xylene	ND	0.020	0.009	ND	0.087	0.038		1
Isopropylbenzene	ND	0.200	0.030	ND	0.983	0.147		1
4-Ethyltoluene	ND	0.020	0.010	ND	0.098	0.049		1
1,3,5-Trimethybenzene	ND	0.020	0.010	ND	0.098	0.047		1
1,2,4-Trimethylbenzene	ND	0.020	0.008	ND	0.098	0.037		1
Benzyl chloride	ND	0.100	0.033	ND	0.518	0.172		1
1,3-Dichlorobenzene	ND	0.020	0.008	ND	0.120	0.046		1
1,4-Dichlorobenzene	ND	0.020	0.008	ND	0.120	0.045		1

Project Name: BATCH CANISTER CERTIFICATION
Project Number: CANISTER QC BAT
Lab Number: L2527433
Report Date: 06/16/25

Air Canister Certification Results

Lab ID: L2527433-02
Client ID: CAN 2315 SHELF 86
Sample Location:

Date Collected: 05/03/25 07:00
Date Received: 05/03/25
Field Prep: Not Specified

Sample Depth:

Parameter	ppbV Results	ppbV RL	ppbV MDL	ug/m3 Results	ug/m3 RL	ug/m3 MDL	Qualifier	Dilution Factor
Volatile Organics in Air by SIM - Mansfield Air Lab								
sec-Butylbenzene	ND	0.200	0.027	ND	1.10	0.146		1
p-Isopropyltoluene	ND	0.200	0.037	ND	1.10	0.201		1
1,2-Dichlorobenzene	ND	0.020	0.006	ND	0.120	0.037		1
n-Butylbenzene	ND	0.200	0.032	ND	1.10	0.175		1
1,2,4-Trichlorobenzene	ND	0.050	0.015	ND	0.371	0.108		1
Naphthalene	ND	0.050	0.021	ND	0.262	0.110		1
1,2,3-Trichlorobenzene	ND	0.050	0.022	ND	0.371	0.166		1
Hexachlorobutadiene	ND	0.050	0.011	ND	0.533	0.117		1

Internal Standard	% Recovery	Qualifier	Acceptance Criteria
1,4-difluorobenzene	84		60-140
bromochloromethane	89		60-140
chlorobenzene-d5	86		60-140

Project Name: BATCH CANISTER CERTIFICATION
Project Number: CANISTER QC BAT
Lab Number: L2527433
Report Date: 06/16/25

Air Canister Certification Results

Lab ID: L2527433-02
Client ID: CAN 2315 SHELF 86
Sample Location:

Date Collected: 05/03/25 07:00
Date Received: 05/03/25
Field Prep: Not Specified

Sample Depth:
Matrix: Air
Anaytical Method: 48,TO-15-SIM
Analytical Date: 05/06/25 22:23
Analyst: JMB

	ppbV			ug/m3				
Parameter	**Results**	**RL**	**MDL**	**Results**	**RL**	**MDL**	**Qualifier**	**Dilution Factor**
Volatile Organics in Air by SIM - Mansfield Air Lab								
Acrolein	ND	0.050	0.039	ND	0.115	0.089		1

Internal Standard	**% Recovery**	**Qualifier**	**Acceptance Criteria**
1,4-difluorobenzene	94		60-140
bromochloromethane	103		60-140
chlorobenzene-d5	110		60-140

Project Name: FORMER CLEANERS PRODUCT SUPPLY
Project Number: 241123

Lab Number: L2534096
Report Date: 06/16/25

Sample Receipt and Container Information

Were project specific reporting limits specified? YES

Cooler Information

Cooler	Custody Seal
NA	Absent

Container Information

Container ID	Container Type	Cooler	Initial pH	Final pH	Temp deg C	Pres	Seal	Frozen Date/Time	Analysis(*)
L2534096-01A	Canister - 6L (Batch Certified)	NA	NA			Y	Absent		NYDEC-TO15-SIM(30)
L2534096-02A	Canister - 6L (Batch Certified)	NA	NA			Y	Absent		NYDEC-TO15-SIM(30)
L2534096-03A	Canister - 6L (Batch Certified)	NA	NA			Y	Absent		CLEAN-FEE()
L2534096-04A	Canister - 6L (Batch Certified)	NA	NA			Y	Absent		CLEAN-FEE()
L2534096-05A	Canister - 6L (Batch Certified)	NA	NA			Y	Absent		CLEAN-FEE()

*Values in parentheses indicate holding time in days

Project Name:	FORMER CLEANERS PRODUCT SUPPLY	**Lab Number:**	L2534096
Project Number:	241123	**Report Date:**	06/16/25

GLOSSARY

Acronyms

DL	- Detection Limit: This value represents the level to which target analyte concentrations are reported as estimated values, when those target analyte concentrations are quantified below the limit of quantitation (LOQ). The DL includes any adjustments from dilutions, concentrations or moisture content, where applicable. (DoD report formats only.)
EDL	- Estimated Detection Limit: This value represents the level to which target analyte concentrations are reported as estimated values, when those target analyte concentrations are quantified below the reporting limit (RL). The EDL includes any adjustments from dilutions, concentrations or moisture content, where applicable. The use of EDLs is specific to the analysis of PAHs using Solid-Phase Microextraction (SPME).
EMPC	- Estimated Maximum Possible Concentration: The concentration that results from the signal present at the retention time of an analyte when the ions meet all of the identification criteria except the ion abundance ratio criteria. An EMPC is a worst-case estimate of the concentration.
EPA	- Environmental Protection Agency.
LCS	- Laboratory Control Sample: A sample matrix, free from the analytes of interest, spiked with verified known amounts of analytes or a material containing known and verified amounts of analytes.
LCSD	- Laboratory Control Sample Duplicate: Refer to LCS.
LFB	- Laboratory Fortified Blank: A sample matrix, free from the analytes of interest, spiked with verified known amounts of analytes or a material containing known and verified amounts of analytes.
LOD	- Limit of Detection: This value represents the level to which a target analyte can reliably be detected for a specific analyte in a specific matrix by a specific method. The LOD includes any adjustments from dilutions, concentrations or moisture content, where applicable. (DoD report formats only.)
LOQ	- Limit of Quantitation: The value at which an instrument can accurately measure an analyte at a specific concentration. The LOQ includes any adjustments from dilutions, concentrations or moisture content, where applicable. (DoD report formats only.) Limit of Quantitation: The value at which an instrument can accurately measure an analyte at a specific concentration. The LOQ includes any adjustments from dilutions, concentrations or moisture content, where applicable. (DoD report formats only.)
MDL	- Method Detection Limit: This value represents the level to which target analyte concentrations are reported as estimated values, when those target analyte concentrations are quantified below the reporting limit (RL). The MDL includes any adjustments from dilutions, concentrations or moisture content, where applicable.
MS	- Matrix Spike Sample: A sample prepared by adding a known mass of target analyte to a specified amount of matrix sample for which an independent estimate of target analyte concentration is available. For Method 332.0, the spike recovery is calculated using the native concentration, including estimated values.
MSD	- Matrix Spike Sample Duplicate: Refer to MS.
NA	- Not Applicable.
NC	- Not Calculated: Term is utilized when one or more of the results utilized in the calculation are non-detect at the parameter's reporting unit.
NDPA/DPA	- N-Nitrosodiphenylamine/Diphenylamine.
NI	- Not Ignitable.
NP	- Non-Plastic: Term is utilized for the analysis of Atterberg Limits in soil.
NR	- No Results: Term is utilized when 'No Target Compounds Requested' is reported for the analysis of Volatile or Semivolatile Organic TIC only requests.
RL	- Reporting Limit: The value at which an instrument can accurately measure an analyte at a specific concentration. The RL includes any adjustments from dilutions, concentrations or moisture content, where applicable.
RPD	- Relative Percent Difference: The results from matrix and/or matrix spike duplicates are primarily designed to assess the precision of analytical results in a given matrix and are expressed as relative percent difference (RPD). Values which are less than five times the reporting limit for any individual parameter are evaluated by utilizing the absolute difference between the values; although the RPD value will be provided in the report.
SRM	- Standard Reference Material: A reference sample of a known or certified value that is of the same or similar matrix as the associated field samples.
STLP	- Semi-dynamic Tank Leaching Procedure per EPA Method 1315.
TEF	- Toxic Equivalency Factors: The values assigned to each dioxin and furan to evaluate their toxicity relative to 2,3,7,8-TCDD.
TEQ	- Toxic Equivalent: The measure of a sample's toxicity derived by multiplying each dioxin and furan by its corresponding TEF and then summing the resulting values.
TIC	- Tentatively Identified Compound: A compound that has been identified to be present and is not part of the target compound list (TCL) for the method and/or program. All TICs are qualitatively identified and reported as estimated concentrations.

Report Format: DU Report with 'J' Qualifiers

Project Name:	FORMER CLEANERS PRODUCT SUPPLY	**Lab Number:**	L2534096
Project Number:	241123	**Report Date:**	06/16/25

Footnotes

1 - The reference for this analyte should be considered modified since this analyte is absent from the target analyte list of the original method.

Terms

Analytical Method: Both the document from which the method originates and the analytical reference method. (Example: EPA 8260B is shown as 1,8260B.) The codes for the reference method documents are provided in the References section of the Addendum.

Chlordane: The target compound Chlordane (CAS No. 57-74-9) is reported for GC ECD analyses. Per EPA,this compound "refers to a mixture of chlordane isomers, other chlorinated hydrocarbons and numerous other components." (Reference: USEPA Toxicological Review of Chlordane, In Support of Summary Information on the Integrated Risk Information System (IRIS), December 1997.)

Difference: With respect to Total Oxidizable Precursor (TOP) Assay analysis, the difference is defined as the Post-Treatment value minus the Pre-Treatment value.

Final pH: As it pertains to Sample Receipt & Container Information section of the report, Final pH reflects pH of container determined after adjustment at the laboratory, if applicable. If no adjustment required, value reflects Initial pH.

Frozen Date/Time: With respect to Volatile Organics in soil, Frozen Date/Time reflects the date/time at which associated Reagent Water-preserved vials were initially frozen. Note: If frozen date/time is beyond 48 hours from sample collection, value will be reflected in 'bold'.

Gasoline Range Organics (GRO): Gasoline Range Organics (GRO) results include all chromatographic peaks eluting from Methyl tert butyl ether through Naphthalene, with the exception of GRO analysis in support of State of Ohio programs, which includes all chromatographic peaks eluting from Hexane through Dodecane.

Initial pH: As it pertains to Sample Receipt & Container Information section of the report, Initial pH reflects pH of container determined upon receipt, if applicable.

PAH Total: With respect to Alkylated PAH analyses, the 'PAHs, Total' result is defined as the summation of results for all or a subset of the following compounds: Naphthalene, C1-C4 Naphthalenes, 2-Methylnaphthalene, 1-Methylnaphthalene, Biphenyl, Acenaphthylene, Acenaphthene, Fluorene, C1-C3 Fluorenes, Phenanthrene, C1-C4 Phenanthrenes/Anthracenes, Anthracene, Fluoranthene, Pyrene, C1-C4 Fluoranthenes/Pyrenes, Benz(a)anthracene, Chrysene, C1-C4 Chrysenes, Benzo(b)fluoranthene, Benzo(j)+(k)fluoranthene, Benzo(e)pyrene, Benzo(a)pyrene, Perylene, Indeno(1,2,3-cd)pyrene, Dibenz(ah)+(ac)anthracene, Benzo(g,h,i)perylene. If a 'Total' result is requested, the results of its individual components will also be reported.

PFAS Total: With respect to PFAS analyses, the 'PFAS, Total (5)' result is defined as the summation of results for: PFHpA, PFHxS, PFOA, PFNA and PFOS. In addition, the 'PFAS, Total (6)' result is defined as the summation of results for: PFHpA, PFHxS, PFOA, PFNA, PFDA and PFOS. For MassDEP DW compliance analysis only, the 'PFAS, Total (6)' result is defined as the summation of results at or above the RL. Note: If a 'Total' result is requested, the results of its individual components will also be reported.

Total: With respect to Organic analyses, a 'Total' result is defined as the summation of results for individual isomers or Aroclors. If a 'Total' result is requested, the results of its individual components will also be reported. This is applicable to 'Total' results for methods 8260, 8081 and 8082.

Data Qualifiers

A - Spectra identified as "Aldol Condensates" are byproducts of the extraction/concentration procedures when acetone is introduced in the process.

B - The analyte was detected above the reporting limit in the associated method blank. Flag only applies to associated field samples that have detectable concentrations of the analyte at less than ten times (10x) the concentration found in the blank. For MCP-related projects, flag only applies to associated field samples that have detectable concentrations of the analyte at less than ten times (10x) the concentration found in the blank. For DOD-related projects, flag only applies to associated field samples that have detectable concentrations of the analyte at less than ten times (10x) the concentration found in the blank AND the analyte was detected above one-half the reporting limit (or above the reporting limit for common lab contaminants) in the associated method blank. For NJ-Air-related projects, flag only applies to associated field samples that have detectable concentrations of the analyte above the reporting limit. For NJ-related projects (excluding Air), flag only applies to associated field samples that have detectable concentrations of the analyte, which was detected above the reporting limit in the associated method blank or above five times the reporting limit for common lab contaminants (Phthalates, Acetone, Methylene Chloride, 2-Butanone).

C - Co-elution: The target analyte co-elutes with a known lab standard (i.e. surrogate, internal standards, etc.) for co-extracted analyses.

D - Concentration of analyte was quantified from diluted analysis. Flag only applies to field samples that have detectable concentrations of the analyte.

E - Concentration of analyte exceeds the range of the calibration curve and/or linear range of the instrument.

F - The ratio of quantifier ion response to qualifier ion response falls outside of the laboratory criteria. Results are considered to be an estimated maximum concentration.

G - The concentration may be biased high due to matrix interferences (i.e, co-elution) with non-target compound(s). The result should be considered estimated.

H - The analysis of pH was performed beyond the regulatory-required holding time of 15 minutes from the time of sample collection.

I - The lower value for the two columns has been reported due to obvious interference.

J - Estimated value. The Target analyte concentration is below the quantitation limit (RL), but above the Method Detection Limit (MDL) or Estimated Detection Limit (EDL) for SPME-related analyses. This represents an estimated concentration for Tentatively

Report Format: DU Report with 'J' Qualifiers

Project Name:	FORMER CLEANERS PRODUCT SUPPLY	**Lab Number:**	L2534096
Project Number:	241123	**Report Date:**	06/16/25

Data Qualifiers

Identified Compounds (TICs). For calculated parameters, this represents that one or more values used in the calculation were estimated.

M - Reporting Limit (RL) exceeds the MCP CAM Reporting Limit for this analyte.

ND - Not detected at the method detection limit (MDL) for the sample, or estimated detection limit (EDL) for SPME-related analyses.

NJ - Presumptive evidence of compound. This represents an estimated concentration for Tentatively Identified Compounds (TICs), where the identification is based on a mass spectral library search.

P - The RPD between the results for the two columns exceeds the method-specified criteria.

Q - The quality control sample exceeds the associated acceptance criteria. For DOD-related projects, LCS and/or Continuing Calibration Standard exceedences are also qualified on all associated sample results. Note: This flag is not applicable for matrix spike recoveries when the sample concentration is greater than 4x the spike added or for batch duplicate RPD when the sample concentrations are less than 5x the RL. (Metals only.)

R - Analytical results are from sample re-analysis.

RE - Analytical results are from sample re-extraction.

S - Analytical results are from modified screening analysis.

V - The surrogate associated with this target analyte has a recovery outside the QC acceptance limits. (Applicable to MassDEP DW Compliance samples only.)

Z - The batch matrix spike and/or duplicate associated with this target analyte has a recovery/RPD outside the QC acceptance limits. (Applicable to MassDEP DW Compliance samples only.)

REFERENCES

48 Compendium of Methods for the Determination of Toxic Organic Compounds in Ambient Air. Second Edition. EPA/625/R-96/010b, January 1999.

LIMITATION OF LIABILITIES

Pace Analytical Services performs services with reasonable care and diligence normal to the analytical testing laboratory industry. In the event of an error, the sole and exclusive responsibility of Pace Analytical Services shall be to re-perform the work at it's own expense. In no event shall Pace Analytical Services be held liable for any incidental, consequential or special damages, including but not limited to, damages in any way connected with the use of, interpretation of, information or analysis provided by Pace Analytical Services.

We strongly urge our clients to comply with EPA protocol regarding sample volume, preservation, cooling, containers, sampling procedures, holding time and splitting of samples in the field.

Certification Information

The following analytes are not included in our Primary NELAP Scope of Accreditation:

Westborough Facility – 8 Walkup Dr. Westborough, MA 01581
EPA 624.1: m/p-xylene, o-xylene, Naphthalene
EPA 625.1: alpha-Terpineol
EPA 8260D: NPW: 1,2,4,5-Tetramethylbenzene; 4-Ethyltoluene; SCM: Iodomethane (methyl iodide), 1,2,4,5-Tetramethylbenzene; 4-Ethyltoluene.
EPA 8270E: NPW: Dimethylnaphthalene,1,4-Diphenylhydrazine, alpha-Terpineol, Azobenzene; SCM: Dimethylnaphthalene,1,4-Diphenylhydrazine.
SM4500: NPW: Amenable Cyanide; SCM: Total Phosphorus, TKN, NO2, NO3.

Mansfield Facility – 320 Forbes Blvd. Mansfield, MA 02048
SM 2540D: TSS.
EPA TO-15: Halothane, 2,4,4-Trimethyl-2-pentene, 2,4,4-Trimethyl-1-pentene, Thiophene, 2-Methylthiophene, 3-Methylthiophene, 2-Ethylthiophene, 1,2,3-Trimethylbenzene, Indan, Indene, 1,2,4,5-Tetramethylbenzene, Benzothiophene, 1-Methylnaphthalene.
MADEP-APH.
Nonpotable Water: EPA RSK-175 Dissolved Gases
Biological Tissue Matrix: EPA 3050B

Mansfield Facility – 120 Forbes Blvd. Mansfield, MA 02048
EPA TO-15: Halothane, 2,4,4-Trimethyl-2-pentene, 2,4,4-Trimethyl-1-pentene, Thiophene, 2-Methylthiophene, 3-Methylthiophene, 2-Ethylthiophene, 1,2,3-Trimethylbenzene, Indan, Indene, 1,2,4,5-Tetramethylbenzene, Benzothiophene, 1-Methylnaphthalene.
Nonpotable Water: EPA RSK-175 Dissolved Gases

The following test method is not included in our New Jersey Secondary NELAP Scope of Accreditation:

Mansfield Facility – 320 Forbes Blvd. Mansfield, MA 02048
Determination of Selected Perfluorinated Alkyl Substances by Solid Phase Extraction and Liquid Chromatography/Tandem Mass Spectrometry Isotope Dilution (via Alpha SOP 23528)

The following analytes are included in our Massachusetts DEP Scope of Accreditation

Westborough Facility – 8 Walkup Dr. Westborough, MA 01581

Drinking Water
EPA 300.0: Chloride, Nitrate-N, Fluoride, Sulfate; **EPA 353.2**: Nitrate-N, Nitrite-N; **SM4500NO3-F**: Nitrate-N, Nitrite-N; **SM4500F-C, SM4500CN-CE, EPA 180.1, SM2130B, SM4500Cl-D, SM2320B, SM2540C, SM4500H-B, SM4500NO2-B**
EPA 524.2: THMs and VOCs; **EPA 504.1:** EDB, DBCP.
Microbiology: **SM9215B; SM9223-P/A, SM9223B-Colilert-QT,SM9222D**.

Non-Potable Water
SM4500H,B, EPA 120.1, SM2510B, SM2540C, SM2320B, SM4500CL-E, SM4500F-BC, SM4500NH3-BH: Ammonia-N and Kjeldahl-N, **EPA 350.1**: Ammonia-N, **LACHAT 10-107-06-1-B**: Ammonia-N, **EPA 351.1, SM4500NO3-F, EPA 353.2**: Nitrate-N**, SM4500P-E, SM4500P-B, E, SM4500SO4-E, SM5220D, EPA 410.4, SM5210B, SM5310C, SM4500CL-D, EPA 1664, EPA 420.1, SM4500-CN-CE, SM2540D, EPA 300: Chloride, Sulfate, Nitrate.**
EPA 624.1: Volatile Halocarbons & Aromatics,
EPA 608.3: Chlordane, Toxaphene, Aldrin, alpha-BHC, beta-BHC, gamma-BHC, delta-BHC, Dieldrin, DDD, DDE, DDT, Endosulfan I, Endosulfan II, Endosulfan sulfate, Endrin, Endrin Aldehyde, Heptachlor, Heptachlor Epoxide, PCBs
EPA 625.1: SVOC (Acid/Base/Neutral Extractables).
Microbiology: **SM9223B-Colilert-QT; Enterolert-QT, EPA 1600, EPA 1603, SM9222D.**

Mansfield Facility – 320 Forbes Blvd. Mansfield, MA 02048

Drinking Water
EPA 200.7: Al, Ba, Cd, Cr, Cu, Fe, Mn, Ni, Na, Ag, Ca, Zn. **EPA 200.8:** Al, Sb, As, Ba, Be, Cd, Cr, Cu, Pb, Mn, Ni, Se, Ag, TL, Zn. **EPA 245.1** Hg.
EPA 522, EPA 537.1.

Non-Potable Water
EPA 200.7: Al, Sb, As, Be, Cd, Ca, Cr, Co, Cu, Fe, Pb, Mg, Mn, Mo, Ni, K, Se, Ag, Na, Sr, TL, Ti, V, Zn.
EPA 200.8: Al, Sb**,** As, Be, Cd, Cr, Cu, Fe, Pb, Mn, Ni, K, Se, Ag, Na, TL, Zn.
EPA 245.1 Hg.
SM2340B

Certification IDs:

Westborough Facility – 8 Walkup Dr. Westborough, MA 01581
CT PH-0826, IL 200077, IN C-MA-03, KY JY98045, ME MA00086, MD 348, MA M-MA086, NH 2064, NJ MA935, NY 11148, NC (DW) 25700, NC (NPW/SCM) 666, OR MA-1316, PA 68-03671, RI LAO00065, TX T104704476, VT VT-0935, VA 460195

Mansfield Facility – 320 Forbes Blvd. Mansfield, MA 02048
CT PH-0825, ANAB/DoD L2474, IL 200081, IN C-MA-04, KY KY98046, LA 3090, ME MA00030, MI 9110, MN 025-999-495, NH 2062, NJ MA015, NY 11627, NC (NPW/SCM) 685, OR MA-0262, PA 68-02089, RI LAO00299, TX T-104704419, VT VT-0015, VA 460194, WA C954

Mansfield Facility – 120 Forbes Blvd. Mansfield, MA 02048
ANAB/DoD L2474, ME MA01156, MN 025-999-498, NH 2249, NJ MA025, NY 12191, OR 4203, TX T104704583, VA 460311, WA C1104.

For a complete listing of analytes and methods, please contact your Project Manager.

Serial_No:06162515:38

5/29/25 L2534096

Pace Analytical®

Phone: 612-607-6400
Fax: 612-607-6344

https://www.pacelabs.com/

Doc #378 Rev 2_01122021

1800 Elm Street SE
Minneapolis, MN 55414

Page ____ of ____

CHAIN OF CUSTODY RECORD (AIR)

Contact: https://www.pacelabs.com/contact-us/contact-environmental-sciences/

Company Name:	NYSDEC/EAR
Address:	225 Atlantic Ave., Patchogue, NY
Phone:	(631) 447-6400
Project Name:	Former Cleaners Products Supply
Project Location:	Sunnyside, NY
Project Number:	NYSDEC Site #241123
Project Manager:	DEC: Kyle Forster, EAR: Steve Goetz
Pace Analytical Quote Name/Numbe	
Invoice Recipient:	NYSDEC
Sampled By:	EAR

Requested Turnaround Time
7-Day ☐ 10-Day ☐
Due Date: Standard TAT

Rush-Approval Required
1-Day ☐ 3-Day ☐
2-Day ☐ 4-Day ☐

Data Delivery
Format: PDF ☑ EXCEL ☑
Other:
CLP Like Data Pkg Required: ☐
Email To:
Fax To #:

ANALYSIS REQUESTED

Lab Use	Client Use	Collection Data		Duration	Flow Rate	Matrix	Volume	EPA Method TO-15, DER TCL				" Hg			Please fill out completely, sign, date and retain the yellow copy for your records	
Pace Analytical Work Order#	Client Sample ID / Description	Beginning Date/Time	Ending Date/Time	Total Minutes Sampled	☐ m³/min ☐ L/min	Code	☑ Liters ☐ m³					Initial Pressure	Final Pressure	Lab Receipt Pressure	Summa canisters and flow controllers must be returned within 15 days of receipt or rental fees will apply	For summa canister and flow controller information please refer to the Pace Analytical Air Media Agreement
															Summa Can ID	Flow Controller ID
34096-01	SVMP-101	5/27/25 7:24	5/27/25 9:24	2 hour		SG	6	X				-29	-5		3467	0830
02	SVMP-104	↓ 7:58	9:58	↓		↓	6	X				-29	-4		2965	0199

Comments: Category A (Level 2) deliverables requested.

Please use the following codes to indicate possible sample concentration within the Conc Code column above:
H - High; M - Medium; L - Low; C - Clean; U - Unknown

Matrix Codes:
SG = SOIL GAS
IA = INDOOR AIR
AMB = AMBIENT
SS = SUB SLAB
D = DUP
BL = BLANK
O = Other:

Relinquished by: (signature) Jason Bram	Date/Time: 5/27/25 1215	Received by: (signature) Sample Receiving Room	Date/Time: 5/27/25 1215
Relinquished by: (signature) VSha (Pace)	Date/Time: 5.28.25 746	Received by: (signature)	Date/Time: 5/28/25 7 am
Relinquished by: (signature) LSha (NYSDEC)	Date/Time: 5.28.25	Received by: (signature) PEOPACE 5.28.25 PEOPACE 5.28.25	Date/Time: 16:55

Detection Limit Requirements
MA
CT
Other:

Special Requirements
☐ MA MCP Required
MCP Certification Form Required
☐ CT RCP Required
RCP Certification Form Required
☐ Other

Pace Analytical®
NELAC and AIHA-LAP, LLC Accredited

Project Entity
☐ Government ☐ Municipality ☐ MWRA ☐ WRTA
☐ Federal ☐ 21 J ☐ School
☐ City ☐ Brownfield ☐ MBTA

Other
☐ Chromatogram
☐ AIHA-LAP,LLC

PCB ONLY
☐ Soxhlet
☐ Non Soxhlet

5.29.25 0005 5.28.25 2035 5/29/250005

ANALYTICAL REPORT

Lab Number:	L2541898
Client:	NYDEC_Env. Assessment & Remediation 225 Atlantic Avenue Patchogue, NY 11772
ATTN:	Kyle Forster
Phone:	(888) 327-6789
Project Name:	FORMER CLEANERS PRODUCT SUPPLY
Project Number:	241123
Report Date:	07/21/25

The original project report/data package is held by Pace Analytical Services. This report/data package is paginated and should be reproduced only in its entirety. Pace Analytical Services holds no responsibility for results and/or data that are not consistent with the original.

Certifications & Approvals: NH ELAP (2249).

120 Forbes Boulevard, Mansfield, MA 02048-1806
508-822-9300 (Fax) 508-822-3288 800-624-9220 - www.pacelabs.com

Project Name: FORMER CLEANERS PRODUCT SUPPLY
Project Number: 241123

Lab Number: L2541898
Report Date: 07/21/25

Lab Sample ID	Client ID	Matrix	Sample Location	Collection Date/Time	Receive Date
L2541898-01	SVMP-103	SOIL_VAPOR	SUNNYSIDE, NY	06/30/25 10:05	07/02/25
L2541898-02	SVMP-102	SOIL_VAPOR	SUNNYSIDE, NY	06/30/25 10:12	07/02/25
L2541898-03	SVMP-101	SOIL_VAPOR	SUNNYSIDE, NY	06/30/25 10:21	07/02/25

Project Name:	FORMER CLEANERS PRODUCT SUPPLY	**Lab Number:**	L2541898
Project Number:	241123	**Report Date:**	07/21/25

Case Narrative

The samples were received in accordance with the Chain of Custody and no significant deviations were encountered during the preparation or analysis unless otherwise noted. Sample Receipt, Container Information, and the Chain of Custody are located at the back of the report.

Results contained within this report relate only to the samples submitted under this Pace Lab Number and meet NELAP requirements for all NELAP accredited parameters unless otherwise noted in the following narrative. The data presented in this report is organized by parameter (i.e. VOC, SVOC, etc.). Sample specific Quality Control data (i.e. Surrogate Spike Recovery) is reported at the end of the target analyte list for each individual sample, followed by the Laboratory Batch Quality Control at the end of each parameter. Tentatively Identified Compounds (TICs), if requested, are reported for compounds identified to be present and are not part of the method/program Target Compound List, even if only a subset of the TCL are being reported. If a sample was re-analyzed or re-extracted due to a required quality control corrective action and if both sets of data are reported, the Laboratory ID of the re-analysis or re-extraction is designated with an "R" or "RE", respectively.

When multiple Batch Quality Control elements are reported (e.g. more than one LCS), the associated samples for each element are noted in the grey shaded header line of each data table. Any Laboratory Batch, Sample Specific % recovery or RPD value that is outside the listed Acceptance Criteria is bolded in the report. In reference to questions H (CAM) or 4 (RCP) when "NO" is checked, the performance criteria for CAM and RCP methods allow for some quality control failures to occur and still be within method compliance. In these instances, the specific failure is not narrated but noted in the associated QC Outlier Summary Report, located directly after the Case Narrative. QC information is also incorporated in the Data Usability Assessment table (Format 11) of our Data Merger tool, where it can be reviewed in conjunction with the sample result, associated regulatory criteria and any associated data usability implications.

Soil/sediments and solids are reported on a dry weight basis unless otherwise noted. Tissues are reported "as received" or on a wet weight basis, unless otherwise noted. Definitions of all data qualifiers and acronyms used in this report are provided in the Glossary located at the back of the report.

HOLD POLICY - For samples submitted on hold, Pace's policy is to hold samples (with the exception of Air canisters) free of charge for 21 calendar days from the date the project is completed. After 21 calendar days, we will dispose of all samples submitted including those put on hold unless you have contacted your Pace Project Manager and made arrangements for Pace to continue to hold the samples. Air canisters will be disposed after 3 business days from the date the project is completed.

Please contact Project Management at 800-624-9220 with any questions.

Project Name:	FORMER CLEANERS PRODUCT SUPPLY	**Lab Number:**	L2541898
Project Number:	241123	**Report Date:**	07/21/25

Case Narrative (continued)

Volatile Organics in Air

Canisters were released from the laboratory on June 25, 2025. The canister certification data is provided as an addendum.

L2541898-01D: The sample has elevated detection limits due to the dilution required by the elevated concentrations of target compounds in the sample.

L2541898-01: The sample was re-analyzed on dilution in order to quantitate the results within the calibration range. The result(s) should be considered estimated, and are qualified with an E flag, for any compound(s) that exceeded the calibration range in the initial analysis. The re-analysis was performed only for the compound(s) that exceeded the calibration range.

L2541898-03D: The sample has elevated detection limits due to the dilution required by the elevated concentrations of target compounds in the sample.

I, the undersigned, attest under the pains and penalties of perjury that, to the best of my knowledge and belief and based upon my personal inquiry of those responsible for providing the information contained in this analytical report, such information is accurate and complete. This certificate of analysis is not complete unless this page accompanies any and all pages of this report.

Authorized Signature: Christopher J. Anderson

Title: Technical Director/Representative Date: 07/21/25

AIR

Project Name: FORMER CLEANERS PRODUCT SUPPLY
Project Number: 241123
Lab Number: L2541898
Report Date: 07/21/25

SAMPLE RESULTS

Lab ID: L2541898-01
Client ID: SVMP-103
Sample Location: SUNNYSIDE, NY

Date Collected: 06/30/25 10:05
Date Received: 07/02/25
Field Prep: Not Specified

Sample Depth:
Matrix: Soil_Vapor
Anaytical Method: 48,TO-15-SIM
Analytical Date: 07/19/25 00:59
Analyst: RAY

	ppbV			ug/m3				
Parameter	Results	RL	MDL	Results	RL	MDL	Qualifier	Dilution Factor
Volatile Organics in Air by SIM - Mansfield Air Lab								
Dichlorodifluoromethane	0.487	0.200	--	2.41	0.989	--		1
Chloromethane	1.19	0.200	--	2.46	0.413	--		1
Freon-114	ND	0.050	--	ND	0.349	--		1
Vinyl chloride	ND	0.020	--	ND	0.051	--		1
Bromomethane	0.686	0.020	--	2.66	0.078	--		1
Chloroethane	0.163	0.100	--	0.430	0.264	--		1
Ethanol	5.90	5.00	--	11.1	9.42	--		1
Trichlorofluoromethane	0.239	0.050	--	1.34	0.281	--		1
1,1-Dichloroethene	ND	0.020	--	ND	0.079	--		1
Tert-Butyl Alcohol	6.36	0.500	--	19.3	1.52	--		1
Methylene chloride	0.538	0.500	--	1.87	1.74	--		1
Freon-113	0.073	0.050	--	0.560	0.383	--		1
trans-1,2-Dichloroethene	ND	0.020	--	ND	0.079	--		1
1,1-Dichloroethane	0.028	0.020	--	0.113	0.081	--		1
Methyl tert butyl ether	ND	0.200	--	ND	0.721	--		1
2-Butanone	10.4	0.500	--	30.7	1.47	--		1
cis-1,2-Dichloroethene	0.029	0.020	--	0.115	0.079	--		1
Chloroform	0.454	0.020	--	2.22	0.098	--		1
1,2-Dichloroethane	0.296	0.020	--	1.20	0.081	--		1
n-Hexane	1.37	0.200	--	4.83	0.705	--		1
1,1,1-Trichloroethane	ND	0.020	--	ND	0.109	--		1
Benzene	7.78	0.100	--	24.9	0.319	--		1
Carbon tetrachloride	0.071	0.020	--	0.447	0.126	--		1

Project Name: FORMER CLEANERS PRODUCT SUPPLY
Project Number: 241123
Lab Number: L2541898
Report Date: 07/21/25

SAMPLE RESULTS

Lab ID: L2541898-01
Client ID: SVMP-103
Sample Location: SUNNYSIDE, NY

Date Collected: 06/30/25 10:05
Date Received: 07/02/25
Field Prep: Not Specified

Sample Depth:

Parameter	ppbV Results	ppbV RL	ppbV MDL	ug/m3 Results	ug/m3 RL	ug/m3 MDL	Qualifier	Dilution Factor
Volatile Organics in Air by SIM - Mansfield Air Lab								
Cyclohexane	0.356	0.200	--	1.23	0.688	--		1
1,2-Dichloropropane	0.061	0.020	--	0.282	0.092	--		1
Bromodichloromethane	0.131	0.020	--	0.878	0.134	--		1
1,4-Dioxane	0.179	0.100	--	0.645	0.360	--		1
Trichloroethene	0.051	0.020	--	0.274	0.107	--		1
2,2,4-Trimethylpentane	ND	0.200	--	ND	0.934	--		1
Heptane	0.759	0.200	--	3.11	0.820	--		1
cis-1,3-Dichloropropene	ND	0.020	--	ND	0.091	--		1
4-Methyl-2-pentanone	1.91	0.500	--	7.83	2.05	--		1
trans-1,3-Dichloropropene	ND	0.020	--	ND	0.091	--		1
1,1,2-Trichloroethane	ND	0.020	--	ND	0.109	--		1
Toluene	4.02	0.100	--	15.1	0.377	--		1
Dibromochloromethane	0.445	0.020	--	3.79	0.170	--		1
1,2-Dibromoethane	ND	0.020	--	ND	0.154	--		1
Tetrachloroethene	7.35	0.020	--	49.8	0.136	--		1
Chlorobenzene	0.394	0.100	--	1.81	0.461	--		1
Ethylbenzene	2.15	0.020	--	9.34	0.087	--		1
p/m-Xylene	7.68	0.040	--	33.4	0.174	--		1
Bromoform	90.6	0.020	--	937	0.207	--	E	1
Styrene	1.53	0.020	--	6.51	0.085	--		1
1,1,2,2-Tetrachloroethane	ND	0.020	--	ND	0.137	--		1
o-Xylene	4.47	0.020	--	19.4	0.087	--		1
1,3,5-Trimethylbenzene	2.11	0.020	--	10.4	0.098	--		1
1,2,4-Trimethylbenzene	3.68	0.020	--	18.1	0.098	--		1
Benzyl chloride	ND	0.100	--	ND	0.518	--		1
1,3-Dichlorobenzene	11.4	0.020	--	68.5	0.120	--		1

Project Name: FORMER CLEANERS PRODUCT SUPPLY
Project Number: 241123
Lab Number: L2541898
Report Date: 07/21/25

SAMPLE RESULTS

Lab ID: L2541898-01
Client ID: SVMP-103
Sample Location: SUNNYSIDE, NY

Date Collected: 06/30/25 10:05
Date Received: 07/02/25
Field Prep: Not Specified

Sample Depth:

Parameter	ppbV Results	ppbV RL	ppbV MDL	ug/m3 Results	ug/m3 RL	ug/m3 MDL	Qualifier	Dilution Factor
Volatile Organics in Air by SIM - Mansfield Air Lab								
1,4-Dichlorobenzene	0.109	0.020	--	0.655	0.120	--		1
1,2-Dichlorobenzene	0.022	0.020	--	0.132	0.120	--		1
1,2,4-Trichlorobenzene	ND	0.050	--	ND	0.371	--		1
Naphthalene	0.454	0.050	--	2.38	0.262	--		1
Hexachlorobutadiene	ND	0.050	--	ND	0.533	--		1

Internal Standard	% Recovery	Qualifier	Acceptance Criteria
1,4-difluorobenzene	103		60-140
bromochloromethane	106		60-140
chlorobenzene-d5	105		60-140

Project Name: FORMER CLEANERS PRODUCT SUPPLY
Project Number: 241123
Lab Number: L2541898
Report Date: 07/21/25

SAMPLE RESULTS

Lab ID: L2541898-01 D
Client ID: SVMP-103
Sample Location: SUNNYSIDE, NY

Date Collected: 06/30/25 10:05
Date Received: 07/02/25
Field Prep: Not Specified

Sample Depth:
Matrix: Soil_Vapor
Anaytical Method: 48,TO-15-SIM
Analytical Date: 07/19/25 07:53
Analyst: RAY

	ppbV			ug/m3				
Parameter	**Results**	**RL**	**MDL**	**Results**	**RL**	**MDL**	**Qualifier**	**Dilution Factor**
Volatile Organics in Air by SIM - Mansfield Air Lab								
Bromoform	82.2	0.100	--	850	1.03	--		5

Internal Standard	**% Recovery**	**Qualifier**	**Acceptance Criteria**
1,4-difluorobenzene	100		60-140
bromochloromethane	98		60-140
chlorobenzene-d5	101		60-140

Project Name: FORMER CLEANERS PRODUCT SUPPLY
Project Number: 241123
Lab Number: L2541898
Report Date: 07/21/25

SAMPLE RESULTS

Lab ID: L2541898-02
Client ID: SVMP-102
Sample Location: SUNNYSIDE, NY

Date Collected: 06/30/25 10:12
Date Received: 07/02/25
Field Prep: Not Specified

Sample Depth:
Matrix: Soil_Vapor
Anaytical Method: 48,TO-15-SIM
Analytical Date: 07/19/25 02:14
Analyst: RAY

	ppbV			ug/m3				
Parameter	Results	RL	MDL	Results	RL	MDL	Qualifier	Dilution Factor
Volatile Organics in Air by SIM - Mansfield Air Lab								
Dichlorodifluoromethane	0.484	0.200	--	2.39	0.989	--		1
Chloromethane	ND	0.200	--	ND	0.413	--		1
Freon-114	ND	0.050	--	ND	0.349	--		1
Vinyl chloride	ND	0.020	--	ND	0.051	--		1
Bromomethane	ND	0.020	--	ND	0.078	--		1
Chloroethane	ND	0.100	--	ND	0.264	--		1
Ethanol	ND	5.00	--	ND	9.42	--		1
Trichlorofluoromethane	0.244	0.050	--	1.37	0.281	--		1
1,1-Dichloroethene	ND	0.020	--	ND	0.079	--		1
Tert-Butyl Alcohol	2.62	0.500	--	7.94	1.52	--		1
Methylene chloride	ND	0.500	--	ND	1.74	--		1
Freon-113	0.072	0.050	--	0.552	0.383	--		1
trans-1,2-Dichloroethene	ND	0.020	--	ND	0.079	--		1
1,1-Dichloroethane	ND	0.020	--	ND	0.081	--		1
Methyl tert butyl ether	ND	0.200	--	ND	0.721	--		1
2-Butanone	ND	0.500	--	ND	1.47	--		1
cis-1,2-Dichloroethene	0.022	0.020	--	0.087	0.079	--		1
Chloroform	0.570	0.020	--	2.78	0.098	--		1
1,2-Dichloroethane	0.215	0.020	--	0.870	0.081	--		1
n-Hexane	0.700	0.200	--	2.47	0.705	--		1
1,1,1-Trichloroethane	ND	0.020	--	ND	0.109	--		1
Benzene	0.113	0.100	--	0.361	0.319	--		1
Carbon tetrachloride	0.219	0.020	--	1.38	0.126	--		1

Project Name: FORMER CLEANERS PRODUCT SUPPLY
Project Number: 241123
Lab Number: L2541898
Report Date: 07/21/25

SAMPLE RESULTS

Lab ID: L2541898-02
Client ID: SVMP-102
Sample Location: SUNNYSIDE, NY

Date Collected: 06/30/25 10:12
Date Received: 07/02/25
Field Prep: Not Specified

Sample Depth:

Parameter	ppbV Results	ppbV RL	ppbV MDL	ug/m3 Results	ug/m3 RL	ug/m3 MDL	Qualifier	Dilution Factor
Volatile Organics in Air by SIM - Mansfield Air Lab								
Cyclohexane	ND	0.200	--	ND	0.688	--		1
1,2-Dichloropropane	ND	0.020	--	ND	0.092	--		1
Bromodichloromethane	ND	0.020	--	ND	0.134	--		1
1,4-Dioxane	ND	0.100	--	ND	0.360	--		1
Trichloroethene	0.707	0.020	--	3.80	0.107	--		1
2,2,4-Trimethylpentane	ND	0.200	--	ND	0.934	--		1
Heptane	ND	0.200	--	ND	0.820	--		1
cis-1,3-Dichloropropene	ND	0.020	--	ND	0.091	--		1
4-Methyl-2-pentanone	ND	0.500	--	ND	2.05	--		1
trans-1,3-Dichloropropene	ND	0.020	--	ND	0.091	--		1
1,1,2-Trichloroethane	ND	0.020	--	ND	0.109	--		1
Toluene	1.10	0.100	--	4.15	0.377	--		1
Dibromochloromethane	ND	0.020	--	ND	0.170	--		1
1,2-Dibromoethane	ND	0.020	--	ND	0.154	--		1
Tetrachloroethene	45.2	0.020	--	307	0.136	--		1
Chlorobenzene	ND	0.100	--	ND	0.461	--		1
Ethylbenzene	1.82	0.020	--	7.91	0.087	--		1
p/m-Xylene	4.40	0.040	--	19.1	0.174	--		1
Bromoform	0.924	0.020	--	9.55	0.207	--		1
Styrene	1.56	0.020	--	6.64	0.085	--		1
1,1,2,2-Tetrachloroethane	ND	0.020	--	ND	0.137	--		1
o-Xylene	4.00	0.020	--	17.4	0.087	--		1
1,3,5-Trimethylbenzene	1.76	0.020	--	8.65	0.098	--		1
1,2,4-Trimethylbenzene	3.06	0.020	--	15.0	0.098	--		1
Benzyl chloride	ND	0.100	--	ND	0.518	--		1
1,3-Dichlorobenzene	9.94	0.020	--	59.8	0.120	--		1

Project Name: FORMER CLEANERS PRODUCT SUPPLY
Project Number: 241123
Lab Number: L2541898
Report Date: 07/21/25

SAMPLE RESULTS

Lab ID: L2541898-02
Client ID: SVMP-102
Sample Location: SUNNYSIDE, NY

Date Collected: 06/30/25 10:12
Date Received: 07/02/25
Field Prep: Not Specified

Sample Depth:

Parameter	ppbV Results	ppbV RL	ppbV MDL	ug/m3 Results	ug/m3 RL	ug/m3 MDL	Qualifier	Dilution Factor
Volatile Organics in Air by SIM - Mansfield Air Lab								
1,4-Dichlorobenzene	0.055	0.020	--	0.331	0.120	--		1
1,2-Dichlorobenzene	ND	0.020	--	ND	0.120	--		1
1,2,4-Trichlorobenzene	ND	0.050	--	ND	0.371	--		1
Naphthalene	0.272	0.050	--	1.43	0.262	--		1
Hexachlorobutadiene	ND	0.050	--	ND	0.533	--		1

Internal Standard	% Recovery	Qualifier	Acceptance Criteria
1,4-difluorobenzene	101		60-140
bromochloromethane	101		60-140
chlorobenzene-d5	105		60-140

Project Name: FORMER CLEANERS PRODUCT SUPPLY
Project Number: 241123
Lab Number: L2541898
Report Date: 07/21/25

SAMPLE RESULTS

Lab ID: L2541898-03 D
Client ID: SVMP-101
Sample Location: SUNNYSIDE, NY

Date Collected: 06/30/25 10:21
Date Received: 07/02/25
Field Prep: Not Specified

Sample Depth:
Matrix: Soil_Vapor
Anaytical Method: 48,TO-15-SIM
Analytical Date: 07/19/25 02:50
Analyst: RAY

	ppbV			ug/m3				
Parameter	Results	RL	MDL	Results	RL	MDL	Qualifier	Dilution Factor
Volatile Organics in Air by SIM - Mansfield Air Lab								
Dichlorodifluoromethane	ND	1.00	--	ND	4.94	--		5
Chloromethane	ND	1.00	--	ND	2.07	--		5
Freon-114	ND	0.250	--	ND	1.75	--		5
Vinyl chloride	ND	0.100	--	ND	0.256	--		5
Bromomethane	0.225	0.100	--	0.874	0.388	--		5
Chloroethane	ND	0.500	--	ND	1.32	--		5
Ethanol	ND	25.0	--	ND	47.1	--		5
Trichlorofluoromethane	ND	0.250	--	ND	1.40	--		5
1,1-Dichloroethene	ND	0.100	--	ND	0.396	--		5
Tert-Butyl Alcohol	5.01	2.50	--	15.2	7.58	--		5
Methylene chloride	ND	2.50	--	ND	8.69	--		5
Freon-113	ND	0.250	--	ND	1.92	--		5
trans-1,2-Dichloroethene	ND	0.100	--	ND	0.396	--		5
1,1-Dichloroethane	ND	0.100	--	ND	0.405	--		5
Methyl tert butyl ether	ND	1.00	--	ND	3.61	--		5
2-Butanone	ND	2.50	--	ND	7.37	--		5
cis-1,2-Dichloroethene	0.175	0.100	--	0.694	0.396	--		5
Chloroform	1.12	0.100	--	5.47	0.488	--		5
1,2-Dichloroethane	0.235	0.100	--	0.951	0.405	--		5
n-Hexane	ND	1.00	--	ND	3.52	--		5
1,1,1-Trichloroethane	ND	0.100	--	ND	0.546	--		5
Benzene	1.74	0.500	--	5.56	1.60	--		5
Carbon tetrachloride	ND	0.100	--	ND	0.629	--		5

Project Name: FORMER CLEANERS PRODUCT SUPPLY
Project Number: 241123
Lab Number: L2541898
Report Date: 07/21/25

SAMPLE RESULTS

Lab ID: L2541898-03 D
Client ID: SVMP-101
Sample Location: SUNNYSIDE, NY

Date Collected: 06/30/25 10:21
Date Received: 07/02/25
Field Prep: Not Specified

Sample Depth:

Parameter	ppbV Results	ppbV RL	ppbV MDL	ug/m3 Results	ug/m3 RL	ug/m3 MDL	Qualifier	Dilution Factor
Volatile Organics in Air by SIM - Mansfield Air Lab								
Cyclohexane	ND	1.00	--	ND	3.44	--		5
1,2-Dichloropropane	ND	0.100	--	ND	0.462	--		5
Bromodichloromethane	ND	0.100	--	ND	0.670	--		5
1,4-Dioxane	ND	0.500	--	ND	1.80	--		5
Trichloroethene	2.10	0.100	--	11.3	0.537	--		5
2,2,4-Trimethylpentane	ND	1.00	--	ND	4.67	--		5
Heptane	ND	1.00	--	ND	4.10	--		5
cis-1,3-Dichloropropene	ND	0.100	--	ND	0.454	--		5
4-Methyl-2-pentanone	ND	2.50	--	ND	10.2	--		5
trans-1,3-Dichloropropene	ND	0.100	--	ND	0.454	--		5
1,1,2-Trichloroethane	ND	0.100	--	ND	0.546	--		5
Toluene	1.46	0.500	--	5.50	1.88	--		5
Dibromochloromethane	0.105	0.100	--	0.895	0.852	--		5
1,2-Dibromoethane	ND	0.100	--	ND	0.769	--		5
Tetrachloroethene	174	0.100	--	1180	0.678	--		5
Chlorobenzene	ND	0.500	--	ND	2.30	--		5
Ethylbenzene	1.51	0.100	--	6.56	0.434	--		5
p/m-Xylene	3.65	0.200	--	15.9	0.869	--		5
Bromoform	18.2	0.100	--	188	1.03	--		5
Styrene	1.15	0.100	--	4.90	0.426	--		5
1,1,2,2-Tetrachloroethane	ND	0.100	--	ND	0.687	--		5
o-Xylene	3.36	0.100	--	14.6	0.434	--		5
1,3,5-Trimethylbenzene	1.43	0.100	--	7.03	0.492	--		5
1,2,4-Trimethylbenzene	2.62	0.100	--	12.9	0.492	--		5
Benzyl chloride	ND	0.500	--	ND	2.59	--		5
1,3-Dichlorobenzene	8.41	0.100	--	50.6	0.601	--		5

Project Name: FORMER CLEANERS PRODUCT SUPPLY
Project Number: 241123
Lab Number: L2541898
Report Date: 07/21/25

SAMPLE RESULTS

Lab ID: L2541898-03 D
Client ID: SVMP-101
Sample Location: SUNNYSIDE, NY

Date Collected: 06/30/25 10:21
Date Received: 07/02/25
Field Prep: Not Specified

Sample Depth:

Parameter	ppbV Results	ppbV RL	ppbV MDL	ug/m3 Results	ug/m3 RL	ug/m3 MDL	Qualifier	Dilution Factor
Volatile Organics in Air by SIM - Mansfield Air Lab								
1,4-Dichlorobenzene	ND	0.100	--	ND	0.601	--		5
1,2-Dichlorobenzene	ND	0.100	--	ND	0.601	--		5
1,2,4-Trichlorobenzene	ND	0.250	--	ND	1.86	--		5
Naphthalene	ND	0.250	--	ND	1.31	--		5
Hexachlorobutadiene	ND	0.250	--	ND	2.67	--		5

Internal Standard	% Recovery	Qualifier	Acceptance Criteria
1,4-difluorobenzene	104		60-140
bromochloromethane	103		60-140
chlorobenzene-d5	108		60-140

Project Name: FORMER CLEANERS PRODUCT SUPPLY **Lab Number:** L2541898

Project Number: 241123 **Report Date:** 07/21/25

Method Blank Analysis
Batch Quality Control

Analytical Method: 48,TO-15-SIM
Analytical Date: 07/18/25 15:41

Parameter	ppbV Results	ppbV RL	ppbV MDL	ug/m3 Results	ug/m3 RL	ug/m3 MDL	Qualifier	Dilution Factor
Volatile Organics in Air by SIM - Mansfield Air Lab for sample(s): 01-03 Batch: WG2092451-4								
Dichlorodifluoromethane	ND	0.200	--	ND	0.989	--		1
Chloromethane	ND	0.200	--	ND	0.413	--		1
Freon-114	ND	0.050	--	ND	0.349	--		1
Vinyl chloride	ND	0.020	--	ND	0.051	--		1
Bromomethane	ND	0.020	--	ND	0.078	--		1
Chloroethane	ND	0.100	--	ND	0.264	--		1
Ethanol	ND	5.00	--	ND	9.42	--		1
Trichlorofluoromethane	ND	0.050	--	ND	0.281	--		1
1,1-Dichloroethene	ND	0.020	--	ND	0.079	--		1
Tert-Butyl Alcohol	ND	0.500	--	ND	1.52	--		1
Methylene chloride	ND	0.500	--	ND	1.74	--		1
Freon-113	ND	0.050	--	ND	0.383	--		1
trans-1,2-Dichloroethene	ND	0.020	--	ND	0.079	--		1
1,1-Dichloroethane	ND	0.020	--	ND	0.081	--		1
Methyl tert butyl ether	ND	0.200	--	ND	0.721	--		1
2-Butanone	ND	0.500	--	ND	1.47	--		1
cis-1,2-Dichloroethene	ND	0.020	--	ND	0.079	--		1
Chloroform	ND	0.020	--	ND	0.098	--		1
1,2-Dichloroethane	ND	0.020	--	ND	0.081	--		1
n-Hexane	ND	0.200	--	ND	0.705	--		1
1,1,1-Trichloroethane	ND	0.020	--	ND	0.109	--		1
Benzene	ND	0.100	--	ND	0.319	--		1
Carbon tetrachloride	ND	0.020	--	ND	0.126	--		1
Cyclohexane	ND	0.200	--	ND	0.688	--		1
1,2-Dichloropropane	ND	0.020	--	ND	0.092	--		1

Project Name: FORMER CLEANERS PRODUCT SUPPLY **Lab Number:** L2541898

Project Number: 241123 **Report Date:** 07/21/25

Method Blank Analysis
Batch Quality Control

Analytical Method: 48,TO-15-SIM
Analytical Date: 07/18/25 15:41

Parameter	ppbV Results	ppbV RL	ppbV MDL	ug/m3 Results	ug/m3 RL	ug/m3 MDL	Qualifier	Dilution Factor
Volatile Organics in Air by SIM - Mansfield Air Lab for sample(s): 01-03 Batch: WG2092451-4								
Bromodichloromethane	ND	0.020	--	ND	0.134	--		1
1,4-Dioxane	ND	0.100	--	ND	0.360	--		1
Trichloroethene	ND	0.020	--	ND	0.107	--		1
2,2,4-Trimethylpentane	ND	0.200	--	ND	0.934	--		1
Heptane	ND	0.200	--	ND	0.820	--		1
cis-1,3-Dichloropropene	ND	0.020	--	ND	0.091	--		1
4-Methyl-2-pentanone	ND	0.500	--	ND	2.05	--		1
trans-1,3-Dichloropropene	ND	0.020	--	ND	0.091	--		1
1,1,2-Trichloroethane	ND	0.020	--	ND	0.109	--		1
Toluene	ND	0.100	--	ND	0.377	--		1
Dibromochloromethane	ND	0.020	--	ND	0.170	--		1
1,2-Dibromoethane	ND	0.020	--	ND	0.154	--		1
Tetrachloroethene	ND	0.020	--	ND	0.136	--		1
Chlorobenzene	ND	0.100	--	ND	0.461	--		1
Ethylbenzene	ND	0.020	--	ND	0.087	--		1
p/m-Xylene	ND	0.040	--	ND	0.174	--		1
Bromoform	ND	0.020	--	ND	0.207	--		1
Styrene	ND	0.020	--	ND	0.085	--		1
1,1,2,2-Tetrachloroethane	ND	0.020	--	ND	0.137	--		1
o-Xylene	ND	0.020	--	ND	0.087	--		1
1,3,5-Trimethylbenzene	ND	0.020	--	ND	0.098	--		1
1,2,4-Trimethylbenzene	ND	0.020	--	ND	0.098	--		1
Benzyl chloride	ND	0.100	--	ND	0.518	--		1
1,3-Dichlorobenzene	ND	0.020	--	ND	0.120	--		1
1,4-Dichlorobenzene	ND	0.020	--	ND	0.120	--		1

Project Name: FORMER CLEANERS PRODUCT SUPPLY **Lab Number:** L2541898

Project Number: 241123 **Report Date:** 07/21/25

Method Blank Analysis
Batch Quality Control

Analytical Method: 48,TO-15-SIM
Analytical Date: 07/18/25 15:41

Parameter	ppbV Results	ppbV RL	ppbV MDL	ug/m3 Results	ug/m3 RL	ug/m3 MDL	Qualifier	Dilution Factor
Volatile Organics in Air by SIM - Mansfield Air Lab for sample(s): 01-03 Batch: WG2092451-4								
1,2-Dichlorobenzene	ND	0.020	--	ND	0.120	--		1
1,2,4-Trichlorobenzene	ND	0.050	--	ND	0.371	--		1
Naphthalene	ND	0.050	--	ND	0.262	--		1
Hexachlorobutadiene	ND	0.050	--	ND	0.533	--		1

Lab Control Sample Analysis
Batch Quality Control

Project Name: FORMER CLEANERS PRODUCT SUPPLY
Project Number: 241123
Lab Number: L2541898
Report Date: 07/21/25

Parameter	LCS %Recovery	Qual	LCSD %Recovery	Qual	%Recovery Limits	RPD	Qual	RPD Limits
Volatile Organics in Air by SIM - Mansfield Air Lab Associated sample(s): 01-03 Batch: WG2092451-3								
Dichlorodifluoromethane	111		-		70-130	-		25
Chloromethane	100		-		70-130	-		25
Freon-114	114		-		70-130	-		25
Vinyl chloride	101		-		70-130	-		25
Bromomethane	111		-		70-130	-		25
Chloroethane	105		-		70-130	-		25
Ethanol	92		-		40-160	-		25
Trichlorofluoromethane	111		-		70-130	-		25
1,1-Dichloroethene	111		-		70-130	-		25
Tert-Butyl Alcohol[1]	91		-		70-130	-		25
Methylene chloride	110		-		70-130	-		25
Freon-113	110		-		70-130	-		25
trans-1,2-Dichloroethene	110		-		70-130	-		25
1,1-Dichloroethane	107		-		70-130	-		25
Methyl tert butyl ether	106		-		70-130	-		25
2-Butanone	111		-		70-130	-		25
cis-1,2-Dichloroethene	109		-		70-130	-		25
Chloroform	106		-		70-130	-		25
1,2-Dichloroethane	104		-		70-130	-		25
n-Hexane	115		-		70-130	-		25
1,1,1-Trichloroethane	105		-		70-130	-		25
Benzene	89		-		70-130	-		25
Carbon tetrachloride	108		-		70-130	-		25

Lab Control Sample Analysis
Batch Quality Control

Project Name: FORMER CLEANERS PRODUCT SUPPLY
Project Number: 241123

Lab Number: L2541898
Report Date: 07/21/25

Parameter	LCS %Recovery	Qual	LCSD %Recovery	Qual	%Recovery Limits	RPD	Qual	RPD Limits
Volatile Organics in Air by SIM - Mansfield Air Lab Associated sample(s): 01-03 Batch: WG2092451-3								
Cyclohexane	104		-		70-130	-		25
1,2-Dichloropropane	101		-		70-130	-		25
Bromodichloromethane	113		-		70-130	-		25
1,4-Dioxane	120		-		70-130	-		25
Trichloroethene	110		-		70-130	-		25
2,2,4-Trimethylpentane	111		-		70-130	-		25
Heptane	116		-		70-130	-		25
cis-1,3-Dichloropropene	115		-		70-130	-		25
4-Methyl-2-pentanone	115		-		70-130	-		25
trans-1,3-Dichloropropene	129		-		70-130	-		25
1,1,2-Trichloroethane	107		-		70-130	-		25
Toluene	102		-		70-130	-		25
Dibromochloromethane	122		-		70-130	-		25
1,2-Dibromoethane	115		-		70-130	-		25
Tetrachloroethene	104		-		70-130	-		25
Chlorobenzene	108		-		70-130	-		25
Ethylbenzene	110		-		70-130	-		25
p/m-Xylene	114		-		70-130	-		25
Bromoform	128		-		70-130	-		25
Styrene	115		-		70-130	-		25
1,1,2,2-Tetrachloroethane	116		-		70-130	-		25
o-Xylene	114		-		70-130	-		25
1,3,5-Trimethylbenzene	118		-		70-130	-		25

Lab Control Sample Analysis
Batch Quality Control

Project Name: FORMER CLEANERS PRODUCT SUPPLY
Project Number: 241123
Lab Number: L2541898
Report Date: 07/21/25

Parameter	LCS %Recovery	Qual	LCSD %Recovery	Qual	%Recovery Limits	RPD	Qual	RPD Limits
Volatile Organics in Air by SIM - Mansfield Air Lab Associated sample(s): 01-03 Batch: WG2092451-3								
1,2,4-Trimethylbenzene	118		-		70-130	-		25
Benzyl chloride	97		-		70-130	-		25
1,3-Dichlorobenzene	119		-		70-130	-		25
1,4-Dichlorobenzene	120		-		70-130	-		25
1,2-Dichlorobenzene	117		-		70-130	-		25
1,2,4-Trichlorobenzene	120		-		70-130	-		25
Naphthalene	103		-		70-130	-		25
Hexachlorobutadiene	105		-		70-130	-		25

Lab Duplicate Analysis
Batch Quality Control

Project Name: FORMER CLEANERS PRODUCT SUPPLY
Project Number: 241123

Lab Number: L2541898
Report Date: 07/21/25

Parameter	Native Sample	Duplicate Sample	Units	RPD	Qual	RPD Limits
Volatile Organics in Air by SIM - Mansfield Air Lab Associated sample(s): 01-03 QC Batch ID: WG2092451-5 QC Sample: L2541898-01 Client ID: SVMP-103						
Dichlorodifluoromethane	0.487	0.465	ppbV	5		25
Chloromethane	1.19	1.16	ppbV	3		25
Freon-114	ND	ND	ppbV	NC		25
Vinyl chloride	ND	ND	ppbV	NC		25
Bromomethane	0.686	0.673	ppbV	2		25
Chloroethane	0.163	0.158	ppbV	3		25
Ethanol	5.90	5.29	ppbV	11		25
Trichlorofluoromethane	0.239	0.236	ppbV	1		25
1,1-Dichloroethene	ND	ND	ppbV	NC		25
Tert-Butyl Alcohol[1]	6.36	5.70	ppbV	11		25
Methylene chloride	0.538	0.545	ppbV	1		25
Freon-113	0.073	0.072	ppbV	1		25
trans-1,2-Dichloroethene	ND	ND	ppbV	NC		25
1,1-Dichloroethane	0.028	0.023	ppbV	20		25
Methyl tert butyl ether	ND	ND	ppbV	NC		25
2-Butanone	10.4	10.5	ppbV	1		25
cis-1,2-Dichloroethene	0.029	ND	ppbV	NC		25
Chloroform	0.454	0.452	ppbV	0		25
1,2-Dichloroethane	0.296	0.295	ppbV	0		25
n-Hexane	1.37	1.35	ppbV	1		25
1,1,1-Trichloroethane	ND	ND	ppbV	NC		25

Lab Duplicate Analysis
Batch Quality Control

Project Name: FORMER CLEANERS PRODUCT SUPPLY
Project Number: 241123

Lab Number: L2541898
Report Date: 07/21/25

Parameter	Native Sample	Duplicate Sample	Units	RPD	Qual	RPD Limits
Volatile Organics in Air by SIM - Mansfield Air Lab Associated sample(s): 01-03 QC Batch ID: WG2092451-5 QC Sample: L2541898-01 Client ID: SVMP-103						
Benzene	7.78	7.81	ppbV	0		25
Carbon tetrachloride	0.071	0.074	ppbV	4		25
Cyclohexane	0.356	0.360	ppbV	1		25
1,2-Dichloropropane	0.061	0.062	ppbV	2		25
Bromodichloromethane	0.131	0.130	ppbV	1		25
1,4-Dioxane	0.179	0.167	ppbV	7		25
Trichloroethene	0.051	0.053	ppbV	4		25
2,2,4-Trimethylpentane	ND	0.271	ppbV	NC		25
Heptane	0.759	0.756	ppbV	0		25
cis-1,3-Dichloropropene	ND	ND	ppbV	NC		25
4-Methyl-2-pentanone	1.91	1.92	ppbV	1		25
trans-1,3-Dichloropropene	ND	ND	ppbV	NC		25
1,1,2-Trichloroethane	ND	ND	ppbV	NC		25
Toluene	4.02	4.14	ppbV	3		25
Dibromochloromethane	0.445	0.464	ppbV	4		25
1,2-Dibromoethane	ND	ND	ppbV	NC		25
Tetrachloroethene	7.35	7.45	ppbV	1		25
Chlorobenzene	0.394	0.404	ppbV	3		25
Ethylbenzene	2.15	2.20	ppbV	2		25
p/m-Xylene	7.68	7.92	ppbV	3		25
Bromoform	90.6E	93.7E	ppbV	3		25

Lab Duplicate Analysis
Batch Quality Control

Project Name: FORMER CLEANERS PRODUCT SUPPLY
Project Number: 241123

Lab Number: L2541898
Report Date: 07/21/25

Parameter	Native Sample	Duplicate Sample	Units	RPD	Qual	RPD Limits
Volatile Organics in Air by SIM - Mansfield Air Lab Associated sample(s): 01-03 QC Batch ID: WG2092451-5 QC Sample: L2541898-01 Client ID: SVMP-103						
Styrene	1.53	1.56	ppbV	2		25
1,1,2,2-Tetrachloroethane	ND	ND	ppbV	NC		25
o-Xylene	4.47	4.59	ppbV	3		25
1,3,5-Trimethylbenzene	2.11	2.16	ppbV	2		25
1,2,4-Trimethylbenzene	3.68	3.77	ppbV	2		25
Benzyl chloride	ND	ND	ppbV	NC		25
1,3-Dichlorobenzene	11.4	11.6	ppbV	2		25
1,4-Dichlorobenzene	0.109	0.099	ppbV	10		25
1,2-Dichlorobenzene	0.022	0.020	ppbV	10		25
1,2,4-Trichlorobenzene	ND	ND	ppbV	NC		25
Naphthalene	0.454	0.478	ppbV	5		25
Hexachlorobutadiene	ND	ND	ppbV	NC		25
Volatile Organics in Air by SIM - Mansfield Air Lab Associated sample(s): 01-03 QC Batch ID: WG2092451-5 QC Sample: L2541898-01 Client ID: SVMP-103						
Bromoform	82.2	87.3	ppbV	6		25

Project Name: FORMER CLEANERS PRODUCT SUPPLY

Lab Number: L2541898

Project Number: 241123

Report Date: 07/21/25

Canister and Flow Controller Information

Samplenum	Client ID	Media ID	Media Type	Date Prepared	Bottle Order	Cleaning Batch ID	Can Leak Check	Initial Pressure (in. Hg)	Pressure on Receipt	Flow Controler Leak Chk	Flow Out mL/min	Flow In	% RPD
L2541898-01	SVMP-103	0795	Flow 2	06/25/25	523542		-	-	-	Pass	40.4	44.3	9
L2541898-01	SVMP-103	5547	6.0L TO Can	06/25/25	523542	L2537779-08	Pass	-29.8	-6.7	-	-	-	-
L2541898-02	SVMP-102	0378	Flow 2	06/25/25	523542		-	-	-	Pass	40.5	43.5	7
L2541898-02	SVMP-102	1052	6.0L Can	06/25/25	523542	L2537779-08	Pass	-29.8	-6.3	-	-	-	-
L2541898-03	SVMP-101	01451	Flow 2	06/25/25	523542		-	-	-	Pass	40.3	43.7	8
L2541898-03	SVMP-101	2935	6.0L Can	06/25/25	523542	L2537779-08	Pass	-29.6	-8.5	-	-	-	-

Project Name: BATCH CANISTER CERTIFICATION
Project Number: CANISTER QC BAT
Lab Number: L2537779
Report Date: 07/21/25

Air Canister Certification Results

Lab ID: L2537779-08
Client ID: CAN 1578 SHELF 52
Sample Location:

Date Collected: 06/17/25 10:00
Date Received: 06/17/25
Field Prep: Not Specified

Sample Depth:
Matrix: Air
Anaytical Method: 48,TO-15
Analytical Date: 06/19/25 20:11
Analyst: KJD

	ppbV			ug/m3				
Parameter	**Results**	**RL**	**MDL**	**Results**	**RL**	**MDL**	**Qualifier**	**Dilution Factor**
Volatile Organics in Air - Mansfield Air Lab								
Chlorodifluoromethane	ND	0.200	--	ND	0.707	--		1
Propylene	ND	0.500	--	ND	0.861	--		1
Propane	ND	0.500	--	ND	0.902	--		1
Dichlorodifluoromethane	ND	0.200	--	ND	0.989	--		1
Chloromethane	ND	0.200	--	ND	0.413	--		1
Freon-114	ND	0.200	--	ND	1.40	--		1
Methanol	ND	5.00	--	ND	6.55	--		1
Vinyl chloride	ND	0.200	--	ND	0.511	--		1
1,3-Butadiene	ND	0.200	--	ND	0.442	--		1
Butane	ND	0.200	--	ND	0.475	--		1
Bromomethane	ND	0.200	--	ND	0.777	--		1
Chloroethane	ND	0.200	--	ND	0.528	--		1
Ethanol	ND	5.00	--	ND	9.42	--		1
Dichlorofluoromethane	ND	0.200	--	ND	0.842	--		1
Vinyl bromide	ND	0.200	--	ND	0.874	--		1
Acrolein	ND	0.500	--	ND	1.15	--		1
Acetone	ND	1.00	--	ND	2.38	--		1
Acetonitrile	ND	0.200	--	ND	0.336	--		1
Trichlorofluoromethane	ND	0.200	--	ND	1.12	--		1
Isopropanol	ND	1.00	--	ND	2.46	--		1
Acrylonitrile	ND	0.500	--	ND	1.09	--		1
Pentane	ND	0.200	--	ND	0.590	--		1
Ethyl ether	ND	0.200	--	ND	0.606	--		1
1,1-Dichloroethene	ND	0.200	--	ND	0.793	--		1

Project Name: BATCH CANISTER CERTIFICATION
Project Number: CANISTER QC BAT

Lab Number: L2537779
Report Date: 07/21/25

Air Canister Certification Results

Lab ID: L2537779-08
Client ID: CAN 1578 SHELF 52
Sample Location:

Date Collected: 06/17/25 10:00
Date Received: 06/17/25
Field Prep: Not Specified

Sample Depth:

Parameter	ppbV Results	ppbV RL	ppbV MDL	ug/m3 Results	ug/m3 RL	ug/m3 MDL	Qualifier	Dilution Factor
Volatile Organics in Air - Mansfield Air Lab								
Tertiary butyl Alcohol	ND	0.500	--	ND	1.52	--		1
Methylene chloride	ND	0.500	--	ND	1.74	--		1
3-Chloropropene	ND	0.200	--	ND	0.626	--		1
Carbon disulfide	ND	0.200	--	ND	0.623	--		1
Freon-113	ND	0.200	--	ND	1.53	--		1
trans-1,2-Dichloroethene	ND	0.200	--	ND	0.793	--		1
1,1-Dichloroethane	ND	0.200	--	ND	0.809	--		1
Methyl tert butyl ether	ND	0.200	--	ND	0.721	--		1
Vinyl acetate	ND	1.00	--	ND	3.52	--		1
2-Butanone	ND	0.500	--	ND	1.47	--		1
Xylenes, total	ND	0.600	--	ND	0.869	--		1
cis-1,2-Dichloroethene	ND	0.200	--	ND	0.793	--		1
Ethyl Acetate	ND	0.500	--	ND	1.80	--		1
Chloroform	ND	0.200	--	ND	0.977	--		1
Tetrahydrofuran	ND	0.500	--	ND	1.47	--		1
2,2-Dichloropropane	ND	0.200	--	ND	0.924	--		1
1,2-Dichloroethane	ND	0.200	--	ND	0.809	--		1
n-Hexane	ND	0.200	--	ND	0.705	--		1
Diisopropyl ether	ND	0.200	--	ND	0.836	--		1
tert-Butyl Ethyl Ether	ND	0.200	--	ND	0.836	--		1
1,2-Dichloroethene (total)	ND	1.00	--	ND	1.00	--		1
1,1,1-Trichloroethane	ND	0.200	--	ND	1.09	--		1
1,1-Dichloropropene	ND	0.200	--	ND	0.908	--		1
Benzene	ND	0.200	--	ND	0.639	--		1
Carbon tetrachloride	ND	0.200	--	ND	1.26	--		1
Cyclohexane	ND	0.200	--	ND	0.688	--		1
tert-Amyl Methyl Ether	ND	0.200	--	ND	0.836	--		1

Project Name: BATCH CANISTER CERTIFICATION
Project Number: CANISTER QC BAT
Lab Number: L2537779
Report Date: 07/21/25

Air Canister Certification Results

Lab ID: L2537779-08
Client ID: CAN 1578 SHELF 52
Sample Location:

Date Collected: 06/17/25 10:00
Date Received: 06/17/25
Field Prep: Not Specified

Sample Depth:

Parameter	ppbV Results	ppbV RL	ppbV MDL	ug/m3 Results	ug/m3 RL	ug/m3 MDL	Qualifier	Dilution Factor
Volatile Organics in Air - Mansfield Air Lab								
Dibromomethane	ND	0.200	--	ND	1.42	--		1
1,2-Dichloropropane	ND	0.200	--	ND	0.924	--		1
Bromodichloromethane	ND	0.200	--	ND	1.34	--		1
1,4-Dioxane	ND	0.200	--	ND	0.721	--		1
Trichloroethene	ND	0.200	--	ND	1.07	--		1
2,2,4-Trimethylpentane	ND	0.200	--	ND	0.934	--		1
Methyl Methacrylate	ND	0.500	--	ND	2.05	--		1
Heptane	ND	0.200	--	ND	0.820	--		1
cis-1,3-Dichloropropene	ND	0.200	--	ND	0.908	--		1
4-Methyl-2-pentanone	ND	0.500	--	ND	2.05	--		1
trans-1,3-Dichloropropene	ND	0.200	--	ND	0.908	--		1
1,1,2-Trichloroethane	ND	0.200	--	ND	1.09	--		1
Toluene	ND	0.200	--	ND	0.754	--		1
1,3-Dichloropropane	ND	0.200	--	ND	0.924	--		1
2-Hexanone	ND	0.200	--	ND	0.820	--		1
Dibromochloromethane	ND	0.200	--	ND	1.70	--		1
1,2-Dibromoethane	ND	0.200	--	ND	1.54	--		1
Butyl acetate	ND	0.500	--	ND	2.38	--		1
Octane	ND	0.200	--	ND	0.934	--		1
Tetrachloroethene	ND	0.200	--	ND	1.36	--		1
1,1,1,2-Tetrachloroethane	ND	0.200	--	ND	1.37	--		1
Chlorobenzene	ND	0.200	--	ND	0.921	--		1
Ethylbenzene	ND	0.200	--	ND	0.869	--		1
p/m-Xylene	ND	0.400	--	ND	1.74	--		1
Bromoform	ND	0.200	--	ND	2.07	--		1
Styrene	ND	0.200	--	ND	0.852	--		1
1,1,2,2-Tetrachloroethane	ND	0.200	--	ND	1.37	--		1

Project Name: BATCH CANISTER CERTIFICATION
Project Number: CANISTER QC BAT
Lab Number: L2537779
Report Date: 07/21/25

Air Canister Certification Results

Lab ID: L2537779-08
Client ID: CAN 1578 SHELF 52
Sample Location:

Date Collected: 06/17/25 10:00
Date Received: 06/17/25
Field Prep: Not Specified

Sample Depth:

Parameter	ppbV Results	ppbV RL	ppbV MDL	ug/m3 Results	ug/m3 RL	ug/m3 MDL	Qualifier	Dilution Factor
Volatile Organics in Air - Mansfield Air Lab								
o-Xylene	ND	0.200	--	ND	0.869	--		1
1,2,3-Trichloropropane	ND	0.200	--	ND	1.21	--		1
Nonane	ND	0.200	--	ND	1.05	--		1
Isopropylbenzene	ND	0.200	--	ND	0.983	--		1
Bromobenzene	ND	0.200	--	ND	0.793	--		1
2-Chlorotoluene	ND	0.200	--	ND	1.04	--		1
n-Propylbenzene	ND	0.200	--	ND	0.983	--		1
4-Chlorotoluene	ND	0.200	--	ND	1.04	--		1
4-Ethyltoluene	ND	0.200	--	ND	0.983	--		1
1,3,5-Trimethylbenzene	ND	0.200	--	ND	0.983	--		1
tert-Butylbenzene	ND	0.200	--	ND	1.10	--		1
1,2,4-Trimethylbenzene	ND	0.200	--	ND	0.983	--		1
Decane	ND	0.200	--	ND	1.16	--		1
Benzyl chloride	ND	0.200	--	ND	1.04	--		1
1,3-Dichlorobenzene	ND	0.200	--	ND	1.20	--		1
1,4-Dichlorobenzene	ND	0.200	--	ND	1.20	--		1
sec-Butylbenzene	ND	0.200	--	ND	1.10	--		1
p-Isopropyltoluene	ND	0.200	--	ND	1.10	--		1
1,2-Dichlorobenzene	ND	0.200	--	ND	1.20	--		1
n-Butylbenzene	ND	0.200	--	ND	1.10	--		1
1,2-Dibromo-3-chloropropane	ND	0.200	--	ND	1.93	--		1
Undecane	ND	0.200	--	ND	1.28	--		1
Dodecane	ND	0.200	--	ND	1.39	--		1
1,2,4-Trichlorobenzene	ND	0.200	--	ND	1.48	--		1
Naphthalene	ND	0.200	--	ND	0.996	--		1
1,2,3-Trichlorobenzene	ND	0.200	--	ND	1.48	--		1
Hexachlorobutadiene	ND	0.200	--	ND	2.13	--		1

Project Name: BATCH CANISTER CERTIFICATION **Lab Number:** L2537779

Project Number: CANISTER QC BAT **Report Date:** 07/21/25

Air Canister Certification Results

Lab ID: L2537779-08
Client ID: CAN 1578 SHELF 52
Sample Location:

Date Collected: 06/17/25 10:00
Date Received: 06/17/25
Field Prep: Not Specified

Sample Depth:

Parameter	ppbV Results	ppbV RL	ppbV MDL	ug/m3 Results	ug/m3 RL	ug/m3 MDL	Qualifier	Dilution Factor
Volatile Organics in Air - Mansfield Air Lab								

	Results	Qualifier	Units	RDL	Dilution Factor
Tentatively Identified Compounds					

No Tentatively Identified Compounds

Internal Standard	% Recovery	Qualifier	Acceptance Criteria
1,4-Difluorobenzene	95		60-140
Bromochloromethane	102		60-140
chlorobenzene-d5	96		60-140

Project Name: BATCH CANISTER CERTIFICATION
Project Number: CANISTER QC BAT
Lab Number: L2537779
Report Date: 07/21/25

Air Canister Certification Results

Lab ID: L2537779-08
Client ID: CAN 1578 SHELF 52
Sample Location:

Date Collected: 06/17/25 10:00
Date Received: 06/17/25
Field Prep: Not Specified

Sample Depth:
Matrix: Air
Anaytical Method: 48,TO-15-SIM
Analytical Date: 06/19/25 20:11
Analyst: KJD

	ppbV			ug/m3				
Parameter	**Results**	**RL**	**MDL**	**Results**	**RL**	**MDL**	**Qualifier**	**Dilution Factor**
Volatile Organics in Air by SIM - Mansfield Air Lab								
Dichlorodifluoromethane	ND	0.200	--	ND	0.989	--		1
Chloromethane	ND	0.200	--	ND	0.413	--		1
Freon-114	ND	0.050	--	ND	0.349	--		1
Vinyl chloride	ND	0.020	--	ND	0.051	--		1
1,3-Butadiene	ND	0.020	--	ND	0.044	--		1
Bromomethane	ND	0.020	--	ND	0.078	--		1
Chloroethane	ND	0.100	--	ND	0.264	--		1
Acrolein	ND	0.050	--	ND	0.115	--		1
Acetone	ND	1.00	--	ND	2.38	--		1
Trichlorofluoromethane	ND	0.050	--	ND	0.281	--		1
Acrylonitrile	ND	0.500	--	ND	1.09	--		1
1,1-Dichloroethene	ND	0.020	--	ND	0.079	--		1
Methylene chloride	ND	0.500	--	ND	1.74	--		1
Freon-113	ND	0.050	--	ND	0.383	--		1
trans-1,2-Dichloroethene	ND	0.020	--	ND	0.079	--		1
1,1-Dichloroethane	ND	0.020	--	ND	0.081	--		1
Methyl tert butyl ether	ND	0.200	--	ND	0.721	--		1
2-Butanone	ND	0.500	--	ND	1.47	--		1
cis-1,2-Dichloroethene	ND	0.020	--	ND	0.079	--		1
Chloroform	ND	0.020	--	ND	0.098	--		1
1,2-Dichloroethane	ND	0.020	--	ND	0.081	--		1
1,1,1-Trichloroethane	ND	0.020	--	ND	0.109	--		1
Benzene	ND	0.100	--	ND	0.319	--		1
Carbon tetrachloride	ND	0.020	--	ND	0.126	--		1

Project Name: BATCH CANISTER CERTIFICATION
Project Number: CANISTER QC BAT
Lab Number: L2537779
Report Date: 07/21/25

Air Canister Certification Results

Lab ID: L2537779-08
Client ID: CAN 1578 SHELF 52
Sample Location:

Date Collected: 06/17/25 10:00
Date Received: 06/17/25
Field Prep: Not Specified

Sample Depth:

Parameter	ppbV Results	ppbV RL	ppbV MDL	ug/m3 Results	ug/m3 RL	ug/m3 MDL	Qualifier	Dilution Factor
Volatile Organics in Air by SIM - Mansfield Air Lab								
1,2-Dichloropropane	ND	0.020	--	ND	0.092	--		1
Bromodichloromethane	ND	0.020	--	ND	0.134	--		1
1,4-Dioxane	ND	0.100	--	ND	0.360	--		1
Trichloroethene	ND	0.020	--	ND	0.107	--		1
cis-1,3-Dichloropropene	ND	0.020	--	ND	0.091	--		1
4-Methyl-2-pentanone	ND	0.500	--	ND	2.05	--		1
trans-1,3-Dichloropropene	ND	0.020	--	ND	0.091	--		1
1,1,2-Trichloroethane	ND	0.020	--	ND	0.109	--		1
Toluene	ND	0.100	--	ND	0.377	--		1
Dibromochloromethane	ND	0.020	--	ND	0.170	--		1
1,2-Dibromoethane	ND	0.020	--	ND	0.154	--		1
Tetrachloroethene	ND	0.020	--	ND	0.136	--		1
1,1,1,2-Tetrachloroethane	ND	0.020	--	ND	0.137	--		1
Chlorobenzene	ND	0.100	--	ND	0.461	--		1
Ethylbenzene	ND	0.020	--	ND	0.087	--		1
p/m-Xylene	ND	0.040	--	ND	0.174	--		1
Bromoform	ND	0.020	--	ND	0.207	--		1
Styrene	ND	0.020	--	ND	0.085	--		1
1,1,2,2-Tetrachloroethane	ND	0.020	--	ND	0.137	--		1
o-Xylene	ND	0.020	--	ND	0.087	--		1
Isopropylbenzene	ND	0.200	--	ND	0.983	--		1
4-Ethyltoluene	ND	0.020	--	ND	0.098	--		1
1,3,5-Trimethybenzene	ND	0.020	--	ND	0.098	--		1
1,2,4-Trimethylbenzene	ND	0.020	--	ND	0.098	--		1
Benzyl chloride	ND	0.100	--	ND	0.518	--		1
1,3-Dichlorobenzene	ND	0.020	--	ND	0.120	--		1
1,4-Dichlorobenzene	ND	0.020	--	ND	0.120	--		1

Project Name: BATCH CANISTER CERTIFICATION
Project Number: CANISTER QC BAT
Lab Number: L2537779
Report Date: 07/21/25

Air Canister Certification Results

Lab ID: L2537779-08
Client ID: CAN 1578 SHELF 52
Sample Location:

Date Collected: 06/17/25 10:00
Date Received: 06/17/25
Field Prep: Not Specified

Sample Depth:

Parameter	ppbV Results	ppbV RL	ppbV MDL	ug/m3 Results	ug/m3 RL	ug/m3 MDL	Qualifier	Dilution Factor
Volatile Organics in Air by SIM - Mansfield Air Lab								
sec-Butylbenzene	ND	0.200	--	ND	1.10	--		1
p-Isopropyltoluene	ND	0.200	--	ND	1.10	--		1
1,2-Dichlorobenzene	ND	0.020	--	ND	0.120	--		1
n-Butylbenzene	ND	0.200	--	ND	1.10	--		1
1,2,4-Trichlorobenzene	ND	0.050	--	ND	0.371	--		1
Naphthalene	ND	0.050	--	ND	0.262	--		1
1,2,3-Trichlorobenzene	ND	0.050	--	ND	0.371	--		1
Hexachlorobutadiene	ND	0.050	--	ND	0.533	--		1

Internal Standard	% Recovery	Qualifier	Acceptance Criteria
1,4-difluorobenzene	98		60-140
bromochloromethane	108		60-140
chlorobenzene-d5	97		60-140

Project Name: FORMER CLEANERS PRODUCT SUPPLY
Project Number: 241123

Lab Number: L2541898
Report Date: 07/21/25

Sample Receipt and Container Information

Were project specific reporting limits specified? YES

Cooler Information

Cooler	Custody Seal
NA	Absent

Container Information

Container ID	Container Type	Cooler	Initial pH	Final pH	Temp deg C	Pres	Seal	Frozen Date/Time	Analysis(*)
L2541898-01A	Canister - 6L (Batch Certified)	NA	NA			Y	Absent		NYDEC-TO15-SIM(30)
L2541898-02A	Canister - 6L (Batch Certified)	NA	NA			Y	Absent		NYDEC-TO15-SIM(30)
L2541898-03A	Canister - 6L (Batch Certified)	NA	NA			Y	Absent		NYDEC-TO15-SIM(30)

*Values in parentheses indicate holding time in days

Project Name:	FORMER CLEANERS PRODUCT SUPPLY	**Lab Number:**	L2541898
Project Number:	241123	**Report Date:**	07/21/25

GLOSSARY

Acronyms

DL	- Detection Limit: This value represents the level to which target analyte concentrations are reported as estimated values, when those target analyte concentrations are quantified below the limit of quantitation (LOQ). The DL includes any adjustments from dilutions, concentrations or moisture content, where applicable. (DoD report formats only.)
EDL	- Estimated Detection Limit: This value represents the level to which target analyte concentrations are reported as estimated values, when those target analyte concentrations are quantified below the reporting limit (RL). The EDL includes any adjustments from dilutions, concentrations or moisture content, where applicable. The use of EDLs is specific to the analysis of PAHs using Solid-Phase Microextraction (SPME).
EMPC	- Estimated Maximum Possible Concentration: The concentration that results from the signal present at the retention time of an analyte when the ions meet all of the identification criteria except the ion abundance ratio criteria. An EMPC is a worst-case estimate of the concentration.
EPA	- Environmental Protection Agency.
LCS	- Laboratory Control Sample: A sample matrix, free from the analytes of interest, spiked with verified known amounts of analytes or a material containing known and verified amounts of analytes.
LCSD	- Laboratory Control Sample Duplicate: Refer to LCS.
LFB	- Laboratory Fortified Blank: A sample matrix, free from the analytes of interest, spiked with verified known amounts of analytes or a material containing known and verified amounts of analytes.
LOD	- Limit of Detection: This value represents the level to which a target analyte can reliably be detected for a specific analyte in a specific matrix by a specific method. The LOD includes any adjustments from dilutions, concentrations or moisture content, where applicable. (DoD report formats only.)
LOQ	- Limit of Quantitation: The value at which an instrument can accurately measure an analyte at a specific concentration. The LOQ includes any adjustments from dilutions, concentrations or moisture content, where applicable. (DoD report formats only.) Limit of Quantitation: The value at which an instrument can accurately measure an analyte at a specific concentration. The LOQ includes any adjustments from dilutions, concentrations or moisture content, where applicable. (DoD report formats only.)
MDL	- Method Detection Limit: This value represents the level to which target analyte concentrations are reported as estimated values, when those target analyte concentrations are quantified below the reporting limit (RL). The MDL includes any adjustments from dilutions, concentrations or moisture content, where applicable.
MS	- Matrix Spike Sample: A sample prepared by adding a known mass of target analyte to a specified amount of matrix sample for which an independent estimate of target analyte concentration is available. For Method 332.0, the spike recovery is calculated using the native concentration, including estimated values.
MSD	- Matrix Spike Sample Duplicate: Refer to MS.
NA	- Not Applicable.
NC	- Not Calculated: Term is utilized when one or more of the results utilized in the calculation are non-detect at the parameter's reporting unit.
NDPA/DPA	- N-Nitrosodiphenylamine/Diphenylamine.
NI	- Not Ignitable.
NP	- Non-Plastic: Term is utilized for the analysis of Atterberg Limits in soil.
NR	- No Results: Term is utilized when 'No Target Compounds Requested' is reported for the analysis of Volatile or Semivolatile Organic TIC only requests.
RL	- Reporting Limit: The value at which an instrument can accurately measure an analyte at a specific concentration. The RL includes any adjustments from dilutions, concentrations or moisture content, where applicable.
RPD	- Relative Percent Difference: The results from matrix and/or matrix spike duplicates are primarily designed to assess the precision of analytical results in a given matrix and are expressed as relative percent difference (RPD). Values which are less than five times the reporting limit for any individual parameter are evaluated by utilizing the absolute difference between the values; although the RPD value will be provided in the report.
SRM	- Standard Reference Material: A reference sample of a known or certified value that is of the same or similar matrix as the associated field samples.
STLP	- Semi-dynamic Tank Leaching Procedure per EPA Method 1315.
TEF	- Toxic Equivalency Factors: The values assigned to each dioxin and furan to evaluate their toxicity relative to 2,3,7,8-TCDD.
TEQ	- Toxic Equivalent: The measure of a sample's toxicity derived by multiplying each dioxin and furan by its corresponding TEF and then summing the resulting values.
TIC	- Tentatively Identified Compound: A compound that has been identified to be present and is not part of the target compound list (TCL) for the method and/or program. All TICs are qualitatively identified and reported as estimated concentrations.

Report Format: Data Usability Report

Project Name:	FORMER CLEANERS PRODUCT SUPPLY	**Lab Number:**	L2541898
Project Number:	241123	**Report Date:**	07/21/25

Footnotes

1 - The reference for this analyte should be considered modified since this analyte is absent from the target analyte list of the original method.

Terms

Analytical Method: Both the document from which the method originates and the analytical reference method. (Example: EPA 8260B is shown as 1,8260B.) The codes for the reference method documents are provided in the References section of the Addendum.

Chlordane: The target compound Chlordane (CAS No. 57-74-9) is reported for GC ECD analyses. Per EPA,this compound "refers to a mixture of chlordane isomers, other chlorinated hydrocarbons and numerous other components." (Reference: USEPA Toxicological Review of Chlordane, In Support of Summary Information on the Integrated Risk Information System (IRIS), December 1997.)

Difference: With respect to Total Oxidizable Precursor (TOP) Assay analysis, the difference is defined as the Post-Treatment value minus the Pre-Treatment value.

Final pH: As it pertains to Sample Receipt & Container Information section of the report, Final pH reflects pH of container determined after adjustment at the laboratory, if applicable. If no adjustment required, value reflects Initial pH.

Frozen Date/Time: With respect to Volatile Organics in soil, Frozen Date/Time reflects the date/time at which associated Reagent Water-preserved vials were initially frozen. Note: If frozen date/time is beyond 48 hours from sample collection, value will be reflected in 'bold'.

Gasoline Range Organics (GRO): Gasoline Range Organics (GRO) results include all chromatographic peaks eluting from Methyl tert butyl ether through Naphthalene, with the exception of GRO analysis in support of State of Ohio programs, which includes all chromatographic peaks eluting from Hexane through Dodecane.

Initial pH: As it pertains to Sample Receipt & Container Information section of the report, Initial pH reflects pH of container determined upon receipt, if applicable.

PAH Total: With respect to Alkylated PAH analyses, the 'PAHs, Total' result is defined as the summation of results for all or a subset of the following compounds: Naphthalene, C1-C4 Naphthalenes, 2-Methylnaphthalene, 1-Methylnaphthalene, Biphenyl, Acenaphthylene, Acenaphthene, Fluorene, C1-C3 Fluorenes, Phenanthrene, C1-C4 Phenanthrenes/Anthracenes, Anthracene, Fluoranthene, Pyrene, C1-C4 Fluoranthenes/Pyrenes, Benz(a)anthracene, Chrysene, C1-C4 Chrysenes, Benzo(b)fluoranthene, Benzo(j)+(k)fluoranthene, Benzo(e)pyrene, Benzo(a)pyrene, Perylene, Indeno(1,2,3-cd)pyrene, Dibenz(ah)+(ac)anthracene, Benzo(g,h,i)perylene. If a 'Total' result is requested, the results of its individual components will also be reported.

PFAS Total: With respect to PFAS analyses, the 'PFAS, Total (5)' result is defined as the summation of results for: PFHpA, PFHxS, PFOA, PFNA and PFOS. In addition, the 'PFAS, Total (6)' result is defined as the summation of results for: PFHpA, PFHxS, PFOA, PFNA, PFDA and PFOS. For MassDEP DW compliance analysis only, the 'PFAS, Total (6)' result is defined as the summation of results at or above the RL. Note: If a 'Total' result is requested, the results of its individual components will also be reported.

Total: With respect to Organic analyses, a 'Total' result is defined as the summation of results for individual isomers or Aroclors. If a 'Total' result is requested, the results of its individual components will also be reported. This is applicable to 'Total' results for methods 8260, 8081 and 8082.

Data Qualifiers

A - Spectra identified as "Aldol Condensates" are byproducts of the extraction/concentration procedures when acetone is introduced in the process.

B - The analyte was detected above the reporting limit in the associated method blank. Flag only applies to associated field samples that have detectable concentrations of the analyte at less than ten times (10x) the concentration found in the blank. For MCP-related projects, flag only applies to associated field samples that have detectable concentrations of the analyte at less than ten times (10x) the concentration found in the blank. For DOD-related projects, flag only applies to associated field samples that have detectable concentrations of the analyte at less than ten times (10x) the concentration found in the blank AND the analyte was detected above one-half the reporting limit (or above the reporting limit for common lab contaminants) in the associated method blank. For NJ-Air-related projects, flag only applies to associated field samples that have detectable concentrations of the analyte above the reporting limit. For NJ-related projects (excluding Air), flag only applies to associated field samples that have detectable concentrations of the analyte, which was detected above the reporting limit in the associated method blank or above five times the reporting limit for common lab contaminants (Phthalates, Acetone, Methylene Chloride, 2-Butanone).

C - Co-elution: The target analyte co-elutes with a known lab standard (i.e. surrogate, internal standards, etc.) for co-extracted analyses.

D - Concentration of analyte was quantified from diluted analysis. Flag only applies to field samples that have detectable concentrations of the analyte.

E - Concentration of analyte exceeds the range of the calibration curve and/or linear range of the instrument.

F - The ratio of quantifier ion response to qualifier ion response falls outside of the laboratory criteria. Results are considered to be an estimated maximum concentration.

G - The concentration may be biased high due to matrix interferences (i.e, co-elution) with non-target compound(s). The result should be considered estimated.

H - The analysis of pH was performed beyond the regulatory-required holding time of 15 minutes from the time of sample collection.

I - The lower value for the two columns has been reported due to obvious interference.

J - Estimated value. This represents an estimated concentration for Tentatively Identified Compounds (TICs).

M - Reporting Limit (RL) exceeds the MCP CAM Reporting Limit for this analyte.

Report Format: Data Usability Report

Project Name:	FORMER CLEANERS PRODUCT SUPPLY	**Lab Number:**	L2541898
Project Number:	241123	**Report Date:**	07/21/25

Data Qualifiers

ND - Not detected at the reporting limit (RL) for the sample.

NJ - Presumptive evidence of compound. This represents an estimated concentration for Tentatively Identified Compounds (TICs), where the identification is based on a mass spectral library search.

P - The RPD between the results for the two columns exceeds the method-specified criteria.

Q - The quality control sample exceeds the associated acceptance criteria. For DOD-related projects, LCS and/or Continuing Calibration Standard exceedences are also qualified on all associated sample results. Note: This flag is not applicable for matrix spike recoveries when the sample concentration is greater than 4x the spike added or for batch duplicate RPD when the sample concentrations are less than 5x the RL. (Metals only.)

R - Analytical results are from sample re-analysis.

RE - Analytical results are from sample re-extraction.

S - Analytical results are from modified screening analysis.

V - The surrogate associated with this target analyte has a recovery outside the QC acceptance limits. (Applicable to MassDEP DW Compliance samples only.)

Z - The batch matrix spike and/or duplicate associated with this target analyte has a recovery/RPD outside the QC acceptance limits. (Applicable to MassDEP DW Compliance samples only.)

Report Format: Data Usability Report

REFERENCES

48 Compendium of Methods for the Determination of Toxic Organic Compounds in Ambient Air. Second Edition. EPA/625/R-96/010b, January 1999.

LIMITATION OF LIABILITIES

Pace Analytical Services performs services with reasonable care and diligence normal to the analytical testing laboratory industry. In the event of an error, the sole and exclusive responsibility of Pace Analytical Services shall be to re-perform the work at it's own expense. In no event shall Pace Analytical Services be held liable for any incidental, consequential or special damages, including but not limited to, damages in any way connected with the use of, interpretation of, information or analysis provided by Pace Analytical Services.

We strongly urge our clients to comply with EPA protocol regarding sample volume, preservation, cooling, containers, sampling procedures, holding time and splitting of samples in the field.

Certification Information

The following analytes are not included in our Primary NELAP Scope of Accreditation:

Westborough Facility – 8 Walkup Dr. Westborough, MA 01581
EPA 624.1: m/p-xylene, o-xylene, Naphthalene
EPA 625.1: alpha-Terpineol
EPA 8260D: NPW: 1,2,4,5-Tetramethylbenzene; 4-Ethyltoluene; SCM: Iodomethane (methyl iodide), 1,2,4,5-Tetramethylbenzene; 4-Ethyltoluene.
EPA 8270E: NPW: Dimethylnaphthalene,1,4-Diphenylhydrazine, alpha-Terpineol, Azobenzene; SCM: Dimethylnaphthalene,1,4-Diphenylhydrazine.
SM4500: NPW: Amenable Cyanide; SCM: Total Phosphorus, TKN, NO2, NO3.

Mansfield Facility – 320 Forbes Blvd. Mansfield, MA 02048
SM 2540D: TSS.
EPA TO-15: Halothane, 2,4,4-Trimethyl-2-pentene, 2,4,4-Trimethyl-1-pentene, Thiophene, 2-Methylthiophene, 3-Methylthiophene, 2-Ethylthiophene, 1,2,3-Trimethylbenzene, Indan, Indene, 1,2,4,5-Tetramethylbenzene, Benzothiophene, 1-Methylnaphthalene.
MADEP-APH.
Nonpotable Water: EPA RSK-175 Dissolved Gases
Biological Tissue Matrix: EPA 3050B

Mansfield Facility – 120 Forbes Blvd. Mansfield, MA 02048
EPA TO-15: Halothane, 2,4,4-Trimethyl-2-pentene, 2,4,4-Trimethyl-1-pentene, Thiophene, 2-Methylthiophene, 3-Methylthiophene, 2-Ethylthiophene, 1,2,3-Trimethylbenzene, Indan, Indene, 1,2,4,5-Tetramethylbenzene, Benzothiophene, 1-Methylnaphthalene.
Nonpotable Water: EPA RSK-175 Dissolved Gases

The following test method is not included in our New Jersey Secondary NELAP Scope of Accreditation:

Mansfield Facility – 320 Forbes Blvd. Mansfield, MA 02048
Determination of Selected Perfluorinated Alkyl Substances by Solid Phase Extraction and Liquid Chromatography/Tandem Mass Spectrometry Isotope Dilution (via Alpha SOP 23528)

The following analytes are included in our Massachusetts DEP Scope of Accreditation

Westborough Facility – 8 Walkup Dr. Westborough, MA 01581

Drinking Water
EPA 300.0: Chloride, Nitrate-N, Fluoride, Sulfate; **EPA 353.2**: Nitrate-N, Nitrite-N; **SM4500NO3-F**: Nitrate-N, Nitrite-N; **SM4500F-C, SM4500CN-CE, EPA 180.1, SM2130B, SM4500Cl-D, SM2320B, SM2540C, SM4500H-B, SM4500NO2-B**
EPA 524.2: THMs and VOCs; **EPA 504.1:** EDB, DBCP.
Microbiology: **SM9215B; SM9223-P/A, SM9223B-Colilert-QT,SM9222D**.

Non-Potable Water
SM4500H,B, EPA 120.1, SM2510B, SM2540C, SM2320B, SM4500CL-E, SM4500F-BC, SM4500NH3-BH: Ammonia-N and Kjeldahl-N, **EPA 350.1**: Ammonia-N, **LACHAT 10-107-06-1-B**: Ammonia-N, **EPA 351.1, SM4500NO3-F, EPA 353.2**: Nitrate-N**, SM4500P-E, SM4500P-B, E, SM4500SO4-E, SM5220D, EPA 410.4, SM5210B, SM5310C, SM4500CL-D, EPA 1664, EPA 420.1, SM4500-CN-CE, SM2540D, EPA 300: Chloride, Sulfate, Nitrate.**
EPA 624.1: Volatile Halocarbons & Aromatics,
EPA 608.3: Chlordane, Toxaphene, Aldrin, alpha-BHC, beta-BHC, gamma-BHC, delta-BHC, Dieldrin, DDD, DDE, DDT, Endosulfan I, Endosulfan II, Endosulfan sulfate, Endrin, Endrin Aldehyde, Heptachlor, Heptachlor Epoxide, PCBs
EPA 625.1: SVOC (Acid/Base/Neutral Extractables).
Microbiology: **SM9223B-Colilert-QT; Enterolert-QT, EPA 1600, EPA 1603, SM9222D.**

Mansfield Facility – 320 Forbes Blvd. Mansfield, MA 02048

Drinking Water
EPA 200.7: Al, Ba, Cd, Cr, Cu, Fe, Mn, Ni, Na, Ag, Ca, Zn. **EPA 200.8:** Al, Sb, As, Ba, Be, Cd, Cr, Cu, Pb, Mn, Ni, Se, Ag, TL, Zn. **EPA 245.1** Hg.
EPA 522, EPA 537.1.

Non-Potable Water
EPA 200.7: Al, Sb, As, Be, Cd, Ca, Cr, Co, Cu, Fe, Pb, Mg, Mn, Mo, Ni, K, Se, Ag, Na, Sr, TL, Ti, V, Zn.
EPA 200.8: Al, Sb**,** As, Be, Cd, Cr, Cu, Fe, Pb, Mn, Ni, K, Se, Ag, Na, TL, Zn.
EPA 245.1 Hg.
SM2340B

Certification IDs:

Westborough Facility – 8 Walkup Dr. Westborough, MA 01581
CT PH-0826, IL 200077, IN C-MA-03, KY JY98045, ME MA00086, MD 348, MA M-MA086, NH 2064, NJ MA935, NY 11148, NC (DW) 25700, NC (NPW/SCM) 666, OR MA-1316, PA 68-03671, RI LAO00065, TX T104704476, VT VT-0935, VA 460195

Mansfield Facility – 320 Forbes Blvd. Mansfield, MA 02048
CT PH-0825, ANAB/DoD L2474, IL 200081, IN C-MA-04, KY KY98046, LA 3090, ME MA00030, MI 9110, MN 025-999-495, NH 2062, NJ MA015, NY 11627, NC (NPW/SCM) 685, OR MA-0262, PA 68-02089, RI LAO00299, TX T-104704419, VT VT-0015, VA 460194, WA C954

Mansfield Facility – 120 Forbes Blvd. Mansfield, MA 02048
ANAB/DoD L2474, ME MA01156, MN 025-999-498, NH 2249, NJ MA025, NY 12191, OR 4203, TX T104704583, VA 460311, WA C1104.

For a complete listing of analytes and methods, please contact your Project Manager.

7/3/25 L2541898

Pace Analytical

Phone: 612-607-6400
Fax: 612-607-6344

https://www.pacelabs.com/

Doc #378 Rev 2_01122021

CHAIN OF CUSTODY RECORD (AIR)

1800 Elm Street SE
Minneapolis, MN 55414

ANALYSIS REQUESTED

Contact: https://www.pacelabs.com/contact-us/contact-environmental-sciences/

Company Name:	NYSDEC/EAR
Address:	225 Atlantic Ave., Patchogue, NY
Phone:	(631) 447-6400
Project Name:	Former Cleaners Products Supply
Project Location:	Sunnyside, NY
Project Number:	NYSDEC Site #241123
Project Manager:	DEC: Kyle Forster, EAR: Steve Goetz
Pace Analytical Quote Name/Number:	
Invoice Recipient:	NYSDEC
Sampled By:	EAR

Requested Turnaround Time: 7-Day ☐ 10-Day ☐ Due Date: Standard TAT

Rush Approval Required: 1-Day ☐ 3-Day ☐ 2-Day ☐ 4-Day ☐

Data Delivery: Format: PDF ☑ EXCEL ☑ Other: CLP Like Data Pkg Required: ☐ Email To: Fax To #:

Lab Use	Client Use	Collection Data		Duration	Flow Rate	Matrix	Volume	EPA Method TO-15, DER TCL				" Hg			Please fill out completely, sign, date and retain the yellow copy for your records	
Pace Analytical Work Order#	Client Sample ID / Description	Beginning Date/Time	Ending Date/Time	Total Minutes Sampled	☐ m³/min ☐ L/min	Code	☑ Liters ☐ m³					Initial Pressure	Final Pressure	Lab Receipt Pressure	Summa Can ID	Flow Controller ID
41898-01	Svmp-103	6/30/25 805	6/30/25 1005	2 hrs		SG	GL	X				-30	-5		5547	0795
02	Svmp-102	812	1012	↓		↓	↓	X				-29	-6		1052	0378
03	Svmp-101	↓ 821	↓ 1021	↓		↓	↓	X				-30	-8		2935	01451

Summa canisters and flow controllers must be returned within 15 days of receipt or rental fees will apply

For summa canister and flow controller information please refer to the Pace Analytical Air Media Agreement

Comments: Category A (Level 2) deliverables requested.

Please use the following codes to indicate possible sample concentration within the Conc Code column above:
H - High; M - Medium; L - Low; C - Clean; U - Unknown

Matrix Codes:
SG = SOIL GAS
IA = INDOOR AIR
AMB = AMBIENT
SS = SUB SLAB
D = DUP
BL = BLANK
O = Other:

Relinquished by: (signature) Hasan Brown	Date/Time: 7/1/25 1315	Detection Limit Requirements	Special Requirements
Received by: (signature) A Receiving Room	Date/Time: 7/1/25 1315	MA	☐ MA MCP Required
Relinquished by: (signature)	Date/Time: 7/2/25 0830		MCP Certification Form Required
Received by: (signature) UPS (FedEx)	Date/Time: 7/2/25 8:54	CT	☐ CT RCP Required
Relinquished by: (signature)	Date/Time:	Other	RCP Certification Form Required
Received by: (signature)	Date/Time: 7/3/25		☐ Other

Pace Analytical

NELAC and AIHA-LAP, LLC Accredited

Project Entity: ☐ Government ☐ Municipality ☐ MWRA ☐ WRTA ☐ Federal ☐ 21 J ☐ School ☐ City ☐ Brownfield ☐ MBTA

Other: ☐ Chromatogram ☐ AIHA-LAP,LLC

PCB ONLY: ☐ Soxhlet ☐ Non Soxhlet

Sample Delivery Group Summary

Pace Job Number : L2541898
Received : 02-JUL-2025
Reviewer : Christopher J Anderson

Account Name : NYDEC_Env. Assessment & Remediation
Project Number : 241123
Project Name : FORMER CLEANERS PRODUCT SUPPLY

Delivery Information

Samples Delivered By : Pace Courier

Chain of Custody : Present

Cooler Information

Cooler	Seal/Seal#	Preservation	Temperature(°C)	Additional Information
NA	Absent/			

Condition Information

1) All samples on COC received?	**YES**
2) Extra samples received?	**NO**
3) Are there any sample container discrepancies?	**NO**
4) Are there any discrepancies between COC & sample labels?	**NO**
5) Are samples in appropriate containers for requested analysis?	**YES**
6) Are samples properly preserved for requested analysis?	**YES**
7) Are samples within holding time for requested analysis?	**YES**
8) All sampling equipment returned?	**YES**

Volatile Organics/VPH

1) Reagent Water Vials Frozen by Client?	**NA**

ANALYTICAL REPORT

Lab Number:	L2541891
Client:	NYDEC_Env. Assessment & Remediation 225 Atlantic Avenue Patchogue, NY 11772
ATTN:	Kyle Forster
Phone:	(888) 327-6789
Project Name:	FORMER CLEANERS PRODUCT SUPPLY
Project Number:	241123
Report Date:	07/21/25

The original project report/data package is held by Pace Analytical Services. This report/data package is paginated and should be reproduced only in its entirety. Pace Analytical Services holds no responsibility for results and/or data that are not consistent with the original.

Certifications & Approvals: NH ELAP (2249).

120 Forbes Boulevard, Mansfield, MA 02048-1806
508-822-9300 (Fax) 508-822-3288 800-624-9220 - www.pacelabs.com

Project Name: FORMER CLEANERS PRODUCT SUPPLY
Project Number: 241123

Lab Number: L2541891
Report Date: 07/21/25

Lab Sample ID	Client ID	Matrix	Sample Location	Collection Date/Time	Receive Date
L2541891-01	SVMP-104	SOIL_VAPOR	SUNNYSIDE, NY	07/01/25 10:04	07/02/25
L2541891-02	SVMP-105R	SOIL_VAPOR	SUNNYSIDE, NY	07/01/25 10:15	07/02/25
L2541891-03	SVMP-X	SOIL_VAPOR	SUNNYSIDE, NY	07/01/25 00:00	07/02/25
L2541891-04	SVMP-106R	SOIL_VAPOR	SUNNYSIDE, NY	07/01/25 10:09	07/02/25

Project Name:	FORMER CLEANERS PRODUCT SUPPLY	**Lab Number:**	L2541891
Project Number:	241123	**Report Date:**	07/21/25

Case Narrative

The samples were received in accordance with the Chain of Custody and no significant deviations were encountered during the preparation or analysis unless otherwise noted. Sample Receipt, Container Information, and the Chain of Custody are located at the back of the report.

Results contained within this report relate only to the samples submitted under this Pace Lab Number and meet NELAP requirements for all NELAP accredited parameters unless otherwise noted in the following narrative. The data presented in this report is organized by parameter (i.e. VOC, SVOC, etc.). Sample specific Quality Control data (i.e. Surrogate Spike Recovery) is reported at the end of the target analyte list for each individual sample, followed by the Laboratory Batch Quality Control at the end of each parameter. Tentatively Identified Compounds (TICs), if requested, are reported for compounds identified to be present and are not part of the method/program Target Compound List, even if only a subset of the TCL are being reported. If a sample was re-analyzed or re-extracted due to a required quality control corrective action and if both sets of data are reported, the Laboratory ID of the re-analysis or re-extraction is designated with an "R" or "RE", respectively.

When multiple Batch Quality Control elements are reported (e.g. more than one LCS), the associated samples for each element are noted in the grey shaded header line of each data table. Any Laboratory Batch, Sample Specific % recovery or RPD value that is outside the listed Acceptance Criteria is bolded in the report. In reference to questions H (CAM) or 4 (RCP) when "NO" is checked, the performance criteria for CAM and RCP methods allow for some quality control failures to occur and still be within method compliance. In these instances, the specific failure is not narrated but noted in the associated QC Outlier Summary Report, located directly after the Case Narrative. QC information is also incorporated in the Data Usability Assessment table (Format 11) of our Data Merger tool, where it can be reviewed in conjunction with the sample result, associated regulatory criteria and any associated data usability implications.

Soil/sediments and solids are reported on a dry weight basis unless otherwise noted. Tissues are reported "as received" or on a wet weight basis, unless otherwise noted. Definitions of all data qualifiers and acronyms used in this report are provided in the Glossary located at the back of the report.

HOLD POLICY - For samples submitted on hold, Pace's policy is to hold samples (with the exception of Air canisters) free of charge for 21 calendar days from the date the project is completed. After 21 calendar days, we will dispose of all samples submitted including those put on hold unless you have contacted your Pace Project Manager and made arrangements for Pace to continue to hold the samples. Air canisters will be disposed after 3 business days from the date the project is completed.

Please contact Project Management at 800-624-9220 with any questions.

Project Name:	FORMER CLEANERS PRODUCT SUPPLY	**Lab Number:**	L2541891
Project Number:	241123	**Report Date:**	07/21/25

Case Narrative (continued)

Volatile Organics in Air

Canisters were released from the laboratory on June 25, 2025. The canister certification data is provided as an addendum.

I, the undersigned, attest under the pains and penalties of perjury that, to the best of my knowledge and belief and based upon my personal inquiry of those responsible for providing the information contained in this analytical report, such information is accurate and complete. This certificate of analysis is not complete unless this page accompanies any and all pages of this report.

Authorized Signature: Christopher J. Anderson

Title: Technical Director/Representative Date: 07/21/25

AIR

Project Name: FORMER CLEANERS PRODUCT SUPPLY
Project Number: 241123
Lab Number: L2541891
Report Date: 07/21/25

SAMPLE RESULTS

Lab ID: L2541891-01
Client ID: SVMP-104
Sample Location: SUNNYSIDE, NY

Date Collected: 07/01/25 10:04
Date Received: 07/02/25
Field Prep: Not Specified

Sample Depth:
Matrix: Soil_Vapor
Anaytical Method: 48,TO-15-SIM
Analytical Date: 07/19/25 03:28
Analyst: RAY

	ppbV			ug/m3				
Parameter	**Results**	**RL**	**MDL**	**Results**	**RL**	**MDL**	**Qualifier**	**Dilution Factor**
Volatile Organics in Air by SIM - Mansfield Air Lab								
Dichlorodifluoromethane	0.475	0.200	--	2.35	0.989	--		1
Chloromethane	0.606	0.200	--	1.25	0.413	--		1
Freon-114	ND	0.050	--	ND	0.349	--		1
Vinyl chloride	ND	0.020	--	ND	0.051	--		1
Bromomethane	0.097	0.020	--	0.377	0.078	--		1
Chloroethane	ND	0.100	--	ND	0.264	--		1
Ethanol	ND	5.00	--	ND	9.42	--		1
Trichlorofluoromethane	0.232	0.050	--	1.30	0.281	--		1
1,1-Dichloroethene	ND	0.020	--	ND	0.079	--		1
Tert-Butyl Alcohol	3.76	0.500	--	11.4	1.52	--		1
Methylene chloride	ND	0.500	--	ND	1.74	--		1
Freon-113	0.069	0.050	--	0.529	0.383	--		1
trans-1,2-Dichloroethene	ND	0.020	--	ND	0.079	--		1
1,1-Dichloroethane	0.022	0.020	--	0.089	0.081	--		1
Methyl tert butyl ether	ND	0.200	--	ND	0.721	--		1
2-Butanone	2.26	0.500	--	6.67	1.47	--		1
cis-1,2-Dichloroethene	ND	0.020	--	ND	0.079	--		1
Chloroform	0.268	0.020	--	1.31	0.098	--		1
1,2-Dichloroethane	0.053	0.020	--	0.215	0.081	--		1
n-Hexane	0.570	0.200	--	2.01	0.705	--		1
1,1,1-Trichloroethane	ND	0.020	--	ND	0.109	--		1
Benzene	1.20	0.100	--	3.83	0.319	--		1
Carbon tetrachloride	0.070	0.020	--	0.440	0.126	--		1

Project Name: FORMER CLEANERS PRODUCT SUPPLY
Project Number: 241123
Lab Number: L2541891
Report Date: 07/21/25

SAMPLE RESULTS

Lab ID: L2541891-01
Client ID: SVMP-104
Sample Location: SUNNYSIDE, NY

Date Collected: 07/01/25 10:04
Date Received: 07/02/25
Field Prep: Not Specified

Sample Depth:

Parameter	ppbV Results	ppbV RL	ppbV MDL	ug/m3 Results	ug/m3 RL	ug/m3 MDL	Qualifier	Dilution Factor
Volatile Organics in Air by SIM - Mansfield Air Lab								
Cyclohexane	ND	0.200	--	ND	0.688	--		1
1,2-Dichloropropane	ND	0.020	--	ND	0.092	--		1
Bromodichloromethane	0.028	0.020	--	0.188	0.134	--		1
1,4-Dioxane	0.150	0.100	--	0.541	0.360	--		1
Trichloroethene	0.028	0.020	--	0.150	0.107	--		1
2,2,4-Trimethylpentane	0.232	0.200	--	1.08	0.934	--		1
Heptane	0.326	0.200	--	1.34	0.820	--		1
cis-1,3-Dichloropropene	ND	0.020	--	ND	0.091	--		1
4-Methyl-2-pentanone	1.49	0.500	--	6.11	2.05	--		1
trans-1,3-Dichloropropene	ND	0.020	--	ND	0.091	--		1
1,1,2-Trichloroethane	ND	0.020	--	ND	0.109	--		1
Toluene	1.19	0.100	--	4.48	0.377	--		1
Dibromochloromethane	0.085	0.020	--	0.724	0.170	--		1
1,2-Dibromoethane	ND	0.020	--	ND	0.154	--		1
Tetrachloroethene	7.50	0.020	--	50.9	0.136	--		1
Chlorobenzene	1.06	0.100	--	4.88	0.461	--		1
Ethylbenzene	0.767	0.020	--	3.33	0.087	--		1
p/m-Xylene	2.07	0.040	--	8.99	0.174	--		1
Bromoform	35.3	0.020	--	365	0.207	--		1
Styrene	0.671	0.020	--	2.86	0.085	--		1
1,1,2,2-Tetrachloroethane	ND	0.020	--	ND	0.137	--		1
o-Xylene	1.92	0.020	--	8.34	0.087	--		1
1,3,5-Trimethylbenzene	1.27	0.020	--	6.24	0.098	--		1
1,2,4-Trimethylbenzene	2.42	0.020	--	11.9	0.098	--		1
Benzyl chloride	ND	0.100	--	ND	0.518	--		1
1,3-Dichlorobenzene	7.44	0.020	--	44.7	0.120	--		1

Project Name: FORMER CLEANERS PRODUCT SUPPLY
Project Number: 241123
Lab Number: L2541891
Report Date: 07/21/25

SAMPLE RESULTS

Lab ID: L2541891-01
Client ID: SVMP-104
Sample Location: SUNNYSIDE, NY

Date Collected: 07/01/25 10:04
Date Received: 07/02/25
Field Prep: Not Specified

Sample Depth:

Parameter	ppbV Results	ppbV RL	ppbV MDL	ug/m3 Results	ug/m3 RL	ug/m3 MDL	Qualifier	Dilution Factor
Volatile Organics in Air by SIM - Mansfield Air Lab								
1,4-Dichlorobenzene	0.207	0.020	--	1.24	0.120	--		1
1,2-Dichlorobenzene	0.042	0.020	--	0.253	0.120	--		1
1,2,4-Trichlorobenzene	ND	0.050	--	ND	0.371	--		1
Naphthalene	0.329	0.050	--	1.73	0.262	--		1
Hexachlorobutadiene	ND	0.050	--	ND	0.533	--		1

Internal Standard	% Recovery	Qualifier	Acceptance Criteria
1,4-difluorobenzene	105		60-140
bromochloromethane	105		60-140
chlorobenzene-d5	104		60-140

Project Name: FORMER CLEANERS PRODUCT SUPPLY
Project Number: 241123
Lab Number: L2541891
Report Date: 07/21/25

SAMPLE RESULTS

Lab ID: L2541891-02
Client ID: SVMP-105R
Sample Location: SUNNYSIDE, NY

Date Collected: 07/01/25 10:15
Date Received: 07/02/25
Field Prep: Not Specified

Sample Depth:
Matrix: Soil_Vapor
Anaytical Method: 48,TO-15-SIM
Analytical Date: 07/19/25 04:05
Analyst: RAY

	ppbV			ug/m3				
Parameter	**Results**	**RL**	**MDL**	**Results**	**RL**	**MDL**	**Qualifier**	**Dilution Factor**
Volatile Organics in Air by SIM - Mansfield Air Lab								
Dichlorodifluoromethane	0.561	0.200	--	2.77	0.989	--		1
Chloromethane	ND	0.200	--	ND	0.413	--		1
Freon-114	ND	0.050	--	ND	0.349	--		1
Vinyl chloride	ND	0.020	--	ND	0.051	--		1
Bromomethane	ND	0.020	--	ND	0.078	--		1
Chloroethane	ND	0.100	--	ND	0.264	--		1
Ethanol	ND	5.00	--	ND	9.42	--		1
Trichlorofluoromethane	0.363	0.050	--	2.04	0.281	--		1
1,1-Dichloroethene	ND	0.020	--	ND	0.079	--		1
Tert-Butyl Alcohol	3.60	0.500	--	10.9	1.52	--		1
Methylene chloride	ND	0.500	--	ND	1.74	--		1
Freon-113	0.092	0.050	--	0.705	0.383	--		1
trans-1,2-Dichloroethene	ND	0.020	--	ND	0.079	--		1
1,1-Dichloroethane	ND	0.020	--	ND	0.081	--		1
Methyl tert butyl ether	ND	0.200	--	ND	0.721	--		1
2-Butanone	0.526	0.500	--	1.55	1.47	--		1
cis-1,2-Dichloroethene	ND	0.020	--	ND	0.079	--		1
Chloroform	0.155	0.020	--	0.757	0.098	--		1
1,2-Dichloroethane	0.034	0.020	--	0.138	0.081	--		1
n-Hexane	0.742	0.200	--	2.62	0.705	--		1
1,1,1-Trichloroethane	0.065	0.020	--	0.355	0.109	--		1
Benzene	0.253	0.100	--	0.808	0.319	--		1
Carbon tetrachloride	0.032	0.020	--	0.201	0.126	--		1

Project Name: FORMER CLEANERS PRODUCT SUPPLY
Project Number: 241123
Lab Number: L2541891
Report Date: 07/21/25

SAMPLE RESULTS

Lab ID: L2541891-02
Client ID: SVMP-105R
Sample Location: SUNNYSIDE, NY

Date Collected: 07/01/25 10:15
Date Received: 07/02/25
Field Prep: Not Specified

Sample Depth:

Parameter	ppbV Results	ppbV RL	ppbV MDL	ug/m3 Results	ug/m3 RL	ug/m3 MDL	Qualifier	Dilution Factor
Volatile Organics in Air by SIM - Mansfield Air Lab								
Cyclohexane	0.318	0.200	--	1.09	0.688	--		1
1,2-Dichloropropane	ND	0.020	--	ND	0.092	--		1
Bromodichloromethane	ND	0.020	--	ND	0.134	--		1
1,4-Dioxane	ND	0.100	--	ND	0.360	--		1
Trichloroethene	ND	0.020	--	ND	0.107	--		1
2,2,4-Trimethylpentane	0.494	0.200	--	2.31	0.934	--		1
Heptane	ND	0.200	--	ND	0.820	--		1
cis-1,3-Dichloropropene	ND	0.020	--	ND	0.091	--		1
4-Methyl-2-pentanone	ND	0.500	--	ND	2.05	--		1
trans-1,3-Dichloropropene	ND	0.020	--	ND	0.091	--		1
1,1,2-Trichloroethane	ND	0.020	--	ND	0.109	--		1
Toluene	1.45	0.100	--	5.46	0.377	--		1
Dibromochloromethane	ND	0.020	--	ND	0.170	--		1
1,2-Dibromoethane	ND	0.020	--	ND	0.154	--		1
Tetrachloroethene	10.0	0.020	--	67.8	0.136	--		1
Chlorobenzene	ND	0.100	--	ND	0.461	--		1
Ethylbenzene	1.01	0.020	--	4.39	0.087	--		1
p/m-Xylene	2.98	0.040	--	12.9	0.174	--		1
Bromoform	0.035	0.020	--	0.362	0.207	--		1
Styrene	0.995	0.020	--	4.24	0.085	--		1
1,1,2,2-Tetrachloroethane	ND	0.020	--	ND	0.137	--		1
o-Xylene	1.93	0.020	--	8.38	0.087	--		1
1,3,5-Trimethylbenzene	0.952	0.020	--	4.68	0.098	--		1
1,2,4-Trimethylbenzene	2.08	0.020	--	10.2	0.098	--		1
Benzyl chloride	ND	0.100	--	ND	0.518	--		1
1,3-Dichlorobenzene	5.82	0.020	--	35.0	0.120	--		1

Project Name: FORMER CLEANERS PRODUCT SUPPLY
Project Number: 241123
Lab Number: L2541891
Report Date: 07/21/25

SAMPLE RESULTS

Lab ID: L2541891-02
Client ID: SVMP-105R
Sample Location: SUNNYSIDE, NY

Date Collected: 07/01/25 10:15
Date Received: 07/02/25
Field Prep: Not Specified

Sample Depth:

Parameter	ppbV Results	ppbV RL	ppbV MDL	ug/m3 Results	ug/m3 RL	ug/m3 MDL	Qualifier	Dilution Factor
Volatile Organics in Air by SIM - Mansfield Air Lab								
1,4-Dichlorobenzene	0.048	0.020	--	0.289	0.120	--		1
1,2-Dichlorobenzene	ND	0.020	--	ND	0.120	--		1
1,2,4-Trichlorobenzene	ND	0.050	--	ND	0.371	--		1
Naphthalene	0.285	0.050	--	1.49	0.262	--		1
Hexachlorobutadiene	ND	0.050	--	ND	0.533	--		1

Internal Standard	% Recovery	Qualifier	Acceptance Criteria
1,4-difluorobenzene	100		60-140
bromochloromethane	103		60-140
chlorobenzene-d5	101		60-140

Project Name: FORMER CLEANERS PRODUCT SUPPLY
Project Number: 241123
Lab Number: L2541891
Report Date: 07/21/25

SAMPLE RESULTS

Lab ID: L2541891-03
Client ID: SVMP-X
Sample Location: SUNNYSIDE, NY

Date Collected: 07/01/25 00:00
Date Received: 07/02/25
Field Prep: Not Specified

Sample Depth:
Matrix: Soil_Vapor
Anaytical Method: 48,TO-15-SIM
Analytical Date: 07/19/25 04:43
Analyst: RAY

	ppbV			ug/m3				
Parameter	Results	RL	MDL	Results	RL	MDL	Qualifier	Dilution Factor
Volatile Organics in Air by SIM - Mansfield Air Lab								
Dichlorodifluoromethane	0.554	0.200	--	2.74	0.989	--		1
Chloromethane	ND	0.200	--	ND	0.413	--		1
Freon-114	ND	0.050	--	ND	0.349	--		1
Vinyl chloride	ND	0.020	--	ND	0.051	--		1
Bromomethane	ND	0.020	--	ND	0.078	--		1
Chloroethane	ND	0.100	--	ND	0.264	--		1
Ethanol	ND	5.00	--	ND	9.42	--		1
Trichlorofluoromethane	0.361	0.050	--	2.03	0.281	--		1
1,1-Dichloroethene	ND	0.020	--	ND	0.079	--		1
Tert-Butyl Alcohol	3.17	0.500	--	9.61	1.52	--		1
Methylene chloride	ND	0.500	--	ND	1.74	--		1
Freon-113	0.091	0.050	--	0.697	0.383	--		1
trans-1,2-Dichloroethene	ND	0.020	--	ND	0.079	--		1
1,1-Dichloroethane	ND	0.020	--	ND	0.081	--		1
Methyl tert butyl ether	ND	0.200	--	ND	0.721	--		1
2-Butanone	ND	0.500	--	ND	1.47	--		1
cis-1,2-Dichloroethene	ND	0.020	--	ND	0.079	--		1
Chloroform	0.149	0.020	--	0.728	0.098	--		1
1,2-Dichloroethane	0.033	0.020	--	0.134	0.081	--		1
n-Hexane	0.843	0.200	--	2.97	0.705	--		1
1,1,1-Trichloroethane	0.062	0.020	--	0.338	0.109	--		1
Benzene	0.251	0.100	--	0.802	0.319	--		1
Carbon tetrachloride	0.030	0.020	--	0.189	0.126	--		1

Project Name: FORMER CLEANERS PRODUCT SUPPLY
Project Number: 241123
Lab Number: L2541891
Report Date: 07/21/25

SAMPLE RESULTS

Lab ID: L2541891-03
Client ID: SVMP-X
Sample Location: SUNNYSIDE, NY

Date Collected: 07/01/25 00:00
Date Received: 07/02/25
Field Prep: Not Specified

Sample Depth:

Parameter	ppbV Results	ppbV RL	ppbV MDL	ug/m3 Results	ug/m3 RL	ug/m3 MDL	Qualifier	Dilution Factor
Volatile Organics in Air by SIM - Mansfield Air Lab								
Cyclohexane	0.337	0.200	--	1.16	0.688	--		1
1,2-Dichloropropane	ND	0.020	--	ND	0.092	--		1
Bromodichloromethane	ND	0.020	--	ND	0.134	--		1
1,4-Dioxane	ND	0.100	--	ND	0.360	--		1
Trichloroethene	ND	0.020	--	ND	0.107	--		1
2,2,4-Trimethylpentane	0.471	0.200	--	2.20	0.934	--		1
Heptane	ND	0.200	--	ND	0.820	--		1
cis-1,3-Dichloropropene	ND	0.020	--	ND	0.091	--		1
4-Methyl-2-pentanone	ND	0.500	--	ND	2.05	--		1
trans-1,3-Dichloropropene	ND	0.020	--	ND	0.091	--		1
1,1,2-Trichloroethane	ND	0.020	--	ND	0.109	--		1
Toluene	1.43	0.100	--	5.39	0.377	--		1
Dibromochloromethane	ND	0.020	--	ND	0.170	--		1
1,2-Dibromoethane	ND	0.020	--	ND	0.154	--		1
Tetrachloroethene	10.1	0.020	--	68.5	0.136	--		1
Chlorobenzene	ND	0.100	--	ND	0.461	--		1
Ethylbenzene	0.974	0.020	--	4.23	0.087	--		1
p/m-Xylene	2.92	0.040	--	12.7	0.174	--		1
Bromoform	ND	0.020	--	ND	0.207	--		1
Styrene	1.02	0.020	--	4.34	0.085	--		1
1,1,2,2-Tetrachloroethane	ND	0.020	--	ND	0.137	--		1
o-Xylene	1.81	0.020	--	7.86	0.087	--		1
1,3,5-Trimethylbenzene	0.880	0.020	--	4.33	0.098	--		1
1,2,4-Trimethylbenzene	1.96	0.020	--	9.64	0.098	--		1
Benzyl chloride	ND	0.100	--	ND	0.518	--		1
1,3-Dichlorobenzene	5.44	0.020	--	32.7	0.120	--		1

Project Name: FORMER CLEANERS PRODUCT SUPPLY
Project Number: 241123
Lab Number: L2541891
Report Date: 07/21/25

SAMPLE RESULTS

Lab ID: L2541891-03
Client ID: SVMP-X
Sample Location: SUNNYSIDE, NY

Date Collected: 07/01/25 00:00
Date Received: 07/02/25
Field Prep: Not Specified

Sample Depth:

Parameter	ppbV Results	ppbV RL	ppbV MDL	ug/m3 Results	ug/m3 RL	ug/m3 MDL	Qualifier	Dilution Factor
Volatile Organics in Air by SIM - Mansfield Air Lab								
1,4-Dichlorobenzene	0.044	0.020	--	0.265	0.120	--		1
1,2-Dichlorobenzene	ND	0.020	--	ND	0.120	--		1
1,2,4-Trichlorobenzene	ND	0.050	--	ND	0.371	--		1
Naphthalene	0.283	0.050	--	1.48	0.262	--		1
Hexachlorobutadiene	ND	0.050	--	ND	0.533	--		1

Internal Standard	% Recovery	Qualifier	Acceptance Criteria
1,4-difluorobenzene	100		60-140
bromochloromethane	104		60-140
chlorobenzene-d5	101		60-140

Project Name: FORMER CLEANERS PRODUCT SUPPLY
Project Number: 241123
Lab Number: L2541891
Report Date: 07/21/25

SAMPLE RESULTS

Lab ID: L2541891-04
Client ID: SVMP-106R
Sample Location: SUNNYSIDE, NY

Date Collected: 07/01/25 10:09
Date Received: 07/02/25
Field Prep: Not Specified

Sample Depth:
Matrix: Soil_Vapor
Anaytical Method: 48,TO-15-SIM
Analytical Date: 07/19/25 05:20
Analyst: RAY

	ppbV			ug/m3				
Parameter	Results	RL	MDL	Results	RL	MDL	Qualifier	Dilution Factor
Volatile Organics in Air by SIM - Mansfield Air Lab								
Dichlorodifluoromethane	0.668	0.200	--	3.30	0.989	--		1
Chloromethane	ND	0.200	--	ND	0.413	--		1
Freon-114	ND	0.050	--	ND	0.349	--		1
Vinyl chloride	ND	0.020	--	ND	0.051	--		1
Bromomethane	ND	0.020	--	ND	0.078	--		1
Chloroethane	ND	0.100	--	ND	0.264	--		1
Ethanol	43.7	5.00	--	82.3	9.42	--		1
Trichlorofluoromethane	0.621	0.050	--	3.49	0.281	--		1
1,1-Dichloroethene	ND	0.020	--	ND	0.079	--		1
Tert-Butyl Alcohol	5.82	0.500	--	17.6	1.52	--		1
Methylene chloride	ND	0.500	--	ND	1.74	--		1
Freon-113	0.134	0.050	--	1.03	0.383	--		1
trans-1,2-Dichloroethene	ND	0.020	--	ND	0.079	--		1
1,1-Dichloroethane	ND	0.020	--	ND	0.081	--		1
Methyl tert butyl ether	ND	0.200	--	ND	0.721	--		1
2-Butanone	2.27	0.500	--	6.69	1.47	--		1
cis-1,2-Dichloroethene	ND	0.020	--	ND	0.079	--		1
Chloroform	2.94	0.020	--	14.4	0.098	--		1
1,2-Dichloroethane	ND	0.020	--	ND	0.081	--		1
n-Hexane	0.838	0.200	--	2.95	0.705	--		1
1,1,1-Trichloroethane	0.078	0.020	--	0.426	0.109	--		1
Benzene	2.13	0.100	--	6.80	0.319	--		1
Carbon tetrachloride	0.030	0.020	--	0.189	0.126	--		1

Project Name: FORMER CLEANERS PRODUCT SUPPLY
Project Number: 241123
Lab Number: L2541891
Report Date: 07/21/25

SAMPLE RESULTS

Lab ID: L2541891-04
Client ID: SVMP-106R
Sample Location: SUNNYSIDE, NY

Date Collected: 07/01/25 10:09
Date Received: 07/02/25
Field Prep: Not Specified

Sample Depth:

Parameter	ppbV Results	ppbV RL	ppbV MDL	ug/m3 Results	ug/m3 RL	ug/m3 MDL	Qualifier	Dilution Factor
Volatile Organics in Air by SIM - Mansfield Air Lab								
Cyclohexane	0.630	0.200	--	2.17	0.688	--		1
1,2-Dichloropropane	ND	0.020	--	ND	0.092	--		1
Bromodichloromethane	0.095	0.020	--	0.636	0.134	--		1
1,4-Dioxane	0.306	0.100	--	1.10	0.360	--		1
Trichloroethene	0.040	0.020	--	0.215	0.107	--		1
2,2,4-Trimethylpentane	1.65	0.200	--	7.71	0.934	--		1
Heptane	0.429	0.200	--	1.76	0.820	--		1
cis-1,3-Dichloropropene	ND	0.020	--	ND	0.091	--		1
4-Methyl-2-pentanone	ND	0.500	--	ND	2.05	--		1
trans-1,3-Dichloropropene	ND	0.020	--	ND	0.091	--		1
1,1,2-Trichloroethane	ND	0.020	--	ND	0.109	--		1
Toluene	11.1	0.100	--	41.8	0.377	--		1
Dibromochloromethane	ND	0.020	--	ND	0.170	--		1
1,2-Dibromoethane	ND	0.020	--	ND	0.154	--		1
Tetrachloroethene	4.19	0.020	--	28.4	0.136	--		1
Chlorobenzene	ND	0.100	--	ND	0.461	--		1
Ethylbenzene	1.75	0.020	--	7.60	0.087	--		1
p/m-Xylene	13.1	0.040	--	56.9	0.174	--		1
Bromoform	ND	0.020	--	ND	0.207	--		1
Styrene	1.79	0.020	--	7.62	0.085	--		1
1,1,2,2-Tetrachloroethane	ND	0.020	--	ND	0.137	--		1
o-Xylene	2.91	0.020	--	12.6	0.087	--		1
1,3,5-Trimethylbenzene	1.37	0.020	--	6.74	0.098	--		1
1,2,4-Trimethylbenzene	3.45	0.020	--	17.0	0.098	--		1
Benzyl chloride	ND	0.100	--	ND	0.518	--		1
1,3-Dichlorobenzene	3.62	0.020	--	21.8	0.120	--		1

Project Name: FORMER CLEANERS PRODUCT SUPPLY
Project Number: 241123
Lab Number: L2541891
Report Date: 07/21/25

SAMPLE RESULTS

Lab ID: L2541891-04
Client ID: SVMP-106R
Sample Location: SUNNYSIDE, NY

Date Collected: 07/01/25 10:09
Date Received: 07/02/25
Field Prep: Not Specified

Sample Depth:

Parameter	ppbV Results	ppbV RL	ppbV MDL	ug/m3 Results	ug/m3 RL	ug/m3 MDL	Qualifier	Dilution Factor
Volatile Organics in Air by SIM - Mansfield Air Lab								
1,4-Dichlorobenzene	0.046	0.020	--	0.277	0.120	--		1
1,2-Dichlorobenzene	ND	0.020	--	ND	0.120	--		1
1,2,4-Trichlorobenzene	ND	0.050	--	ND	0.371	--		1
Naphthalene	0.501	0.050	--	2.63	0.262	--		1
Hexachlorobutadiene	ND	0.050	--	ND	0.533	--		1

Internal Standard	% Recovery	Qualifier	Acceptance Criteria
1,4-difluorobenzene	99		60-140
bromochloromethane	100		60-140
chlorobenzene-d5	108		60-140

Project Name: FORMER CLEANERS PRODUCT SUPPLY **Lab Number:** L2541891

Project Number: 241123 **Report Date:** 07/21/25

Method Blank Analysis
Batch Quality Control

Analytical Method: 48,TO-15-SIM
Analytical Date: 07/18/25 15:41

Parameter	ppbV Results	ppbV RL	ppbV MDL	ug/m3 Results	ug/m3 RL	ug/m3 MDL	Qualifier	Dilution Factor
Volatile Organics in Air by SIM - Mansfield Air Lab for sample(s): 01-04 Batch: WG2092451-4								
Dichlorodifluoromethane	ND	0.200	--	ND	0.989	--		1
Chloromethane	ND	0.200	--	ND	0.413	--		1
Freon-114	ND	0.050	--	ND	0.349	--		1
Vinyl chloride	ND	0.020	--	ND	0.051	--		1
Bromomethane	ND	0.020	--	ND	0.078	--		1
Chloroethane	ND	0.100	--	ND	0.264	--		1
Ethanol	ND	5.00	--	ND	9.42	--		1
Trichlorofluoromethane	ND	0.050	--	ND	0.281	--		1
1,1-Dichloroethene	ND	0.020	--	ND	0.079	--		1
Tert-Butyl Alcohol	ND	0.500	--	ND	1.52	--		1
Methylene chloride	ND	0.500	--	ND	1.74	--		1
Freon-113	ND	0.050	--	ND	0.383	--		1
trans-1,2-Dichloroethene	ND	0.020	--	ND	0.079	--		1
1,1-Dichloroethane	ND	0.020	--	ND	0.081	--		1
Methyl tert butyl ether	ND	0.200	--	ND	0.721	--		1
2-Butanone	ND	0.500	--	ND	1.47	--		1
cis-1,2-Dichloroethene	ND	0.020	--	ND	0.079	--		1
Chloroform	ND	0.020	--	ND	0.098	--		1
1,2-Dichloroethane	ND	0.020	--	ND	0.081	--		1
n-Hexane	ND	0.200	--	ND	0.705	--		1
1,1,1-Trichloroethane	ND	0.020	--	ND	0.109	--		1
Benzene	ND	0.100	--	ND	0.319	--		1
Carbon tetrachloride	ND	0.020	--	ND	0.126	--		1
Cyclohexane	ND	0.200	--	ND	0.688	--		1
1,2-Dichloropropane	ND	0.020	--	ND	0.092	--		1

Project Name: FORMER CLEANERS PRODUCT SUPPLY **Lab Number:** L2541891

Project Number: 241123 **Report Date:** 07/21/25

Method Blank Analysis
Batch Quality Control

Analytical Method: 48,TO-15-SIM
Analytical Date: 07/18/25 15:41

Parameter	ppbV Results	ppbV RL	ppbV MDL	ug/m3 Results	ug/m3 RL	ug/m3 MDL	Qualifier	Dilution Factor
Volatile Organics in Air by SIM - Mansfield Air Lab for sample(s): 01-04 Batch: WG2092451-4								
Bromodichloromethane	ND	0.020	--	ND	0.134	--		1
1,4-Dioxane	ND	0.100	--	ND	0.360	--		1
Trichloroethene	ND	0.020	--	ND	0.107	--		1
2,2,4-Trimethylpentane	ND	0.200	--	ND	0.934	--		1
Heptane	ND	0.200	--	ND	0.820	--		1
cis-1,3-Dichloropropene	ND	0.020	--	ND	0.091	--		1
4-Methyl-2-pentanone	ND	0.500	--	ND	2.05	--		1
trans-1,3-Dichloropropene	ND	0.020	--	ND	0.091	--		1
1,1,2-Trichloroethane	ND	0.020	--	ND	0.109	--		1
Toluene	ND	0.100	--	ND	0.377	--		1
Dibromochloromethane	ND	0.020	--	ND	0.170	--		1
1,2-Dibromoethane	ND	0.020	--	ND	0.154	--		1
Tetrachloroethene	ND	0.020	--	ND	0.136	--		1
Chlorobenzene	ND	0.100	--	ND	0.461	--		1
Ethylbenzene	ND	0.020	--	ND	0.087	--		1
p/m-Xylene	ND	0.040	--	ND	0.174	--		1
Bromoform	ND	0.020	--	ND	0.207	--		1
Styrene	ND	0.020	--	ND	0.085	--		1
1,1,2,2-Tetrachloroethane	ND	0.020	--	ND	0.137	--		1
o-Xylene	ND	0.020	--	ND	0.087	--		1
1,3,5-Trimethylbenzene	ND	0.020	--	ND	0.098	--		1
1,2,4-Trimethylbenzene	ND	0.020	--	ND	0.098	--		1
Benzyl chloride	ND	0.100	--	ND	0.518	--		1
1,3-Dichlorobenzene	ND	0.020	--	ND	0.120	--		1
1,4-Dichlorobenzene	ND	0.020	--	ND	0.120	--		1

Project Name: FORMER CLEANERS PRODUCT SUPPLY **Lab Number:** L2541891

Project Number: 241123 **Report Date:** 07/21/25

Method Blank Analysis
Batch Quality Control

Analytical Method: 48,TO-15-SIM
Analytical Date: 07/18/25 15:41

Parameter	ppbV Results	ppbV RL	ppbV MDL	ug/m3 Results	ug/m3 RL	ug/m3 MDL	Qualifier	Dilution Factor
Volatile Organics in Air by SIM - Mansfield Air Lab for sample(s): 01-04 Batch: WG2092451-4								
1,2-Dichlorobenzene	ND	0.020	--	ND	0.120	--		1
1,2,4-Trichlorobenzene	ND	0.050	--	ND	0.371	--		1
Naphthalene	ND	0.050	--	ND	0.262	--		1
Hexachlorobutadiene	ND	0.050	--	ND	0.533	--		1

Lab Control Sample Analysis
Batch Quality Control

Project Name: FORMER CLEANERS PRODUCT SUPPLY
Project Number: 241123
Lab Number: L2541891
Report Date: 07/21/25

Parameter	LCS %Recovery	Qual	LCSD %Recovery	Qual	%Recovery Limits	RPD	Qual	RPD Limits
Volatile Organics in Air by SIM - Mansfield Air Lab Associated sample(s): 01-04 Batch: WG2092451-3								
Dichlorodifluoromethane	111		-		70-130	-		25
Chloromethane	100		-		70-130	-		25
Freon-114	114		-		70-130	-		25
Vinyl chloride	101		-		70-130	-		25
Bromomethane	111		-		70-130	-		25
Chloroethane	105		-		70-130	-		25
Ethanol	92		-		40-160	-		25
Trichlorofluoromethane	111		-		70-130	-		25
1,1-Dichloroethene	111		-		70-130	-		25
Tert-Butyl Alcohol[1]	91		-		70-130	-		25
Methylene chloride	110		-		70-130	-		25
Freon-113	110		-		70-130	-		25
trans-1,2-Dichloroethene	110		-		70-130	-		25
1,1-Dichloroethane	107		-		70-130	-		25
Methyl tert butyl ether	106		-		70-130	-		25
2-Butanone	111		-		70-130	-		25
cis-1,2-Dichloroethene	109		-		70-130	-		25
Chloroform	106		-		70-130	-		25
1,2-Dichloroethane	104		-		70-130	-		25
n-Hexane	115		-		70-130	-		25
1,1,1-Trichloroethane	105		-		70-130	-		25
Benzene	89		-		70-130	-		25
Carbon tetrachloride	108		-		70-130	-		25

Lab Control Sample Analysis
Batch Quality Control

Project Name: FORMER CLEANERS PRODUCT SUPPLY
Project Number: 241123

Lab Number: L2541891
Report Date: 07/21/25

Parameter	LCS %Recovery	Qual	LCSD %Recovery	Qual	%Recovery Limits	RPD	Qual	RPD Limits
Volatile Organics in Air by SIM - Mansfield Air Lab Associated sample(s): 01-04 Batch: WG2092451-3								
Cyclohexane	104		-		70-130	-		25
1,2-Dichloropropane	101		-		70-130	-		25
Bromodichloromethane	113		-		70-130	-		25
1,4-Dioxane	120		-		70-130	-		25
Trichloroethene	110		-		70-130	-		25
2,2,4-Trimethylpentane	111		-		70-130	-		25
Heptane	116		-		70-130	-		25
cis-1,3-Dichloropropene	115		-		70-130	-		25
4-Methyl-2-pentanone	115		-		70-130	-		25
trans-1,3-Dichloropropene	129		-		70-130	-		25
1,1,2-Trichloroethane	107		-		70-130	-		25
Toluene	102		-		70-130	-		25
Dibromochloromethane	122		-		70-130	-		25
1,2-Dibromoethane	115		-		70-130	-		25
Tetrachloroethene	104		-		70-130	-		25
Chlorobenzene	108		-		70-130	-		25
Ethylbenzene	110		-		70-130	-		25
p/m-Xylene	114		-		70-130	-		25
Bromoform	128		-		70-130	-		25
Styrene	115		-		70-130	-		25
1,1,2,2-Tetrachloroethane	116		-		70-130	-		25
o-Xylene	114		-		70-130	-		25
1,3,5-Trimethylbenzene	118		-		70-130	-		25

Lab Control Sample Analysis
Batch Quality Control

Project Name: FORMER CLEANERS PRODUCT SUPPLY
Project Number: 241123
Lab Number: L2541891
Report Date: 07/21/25

Parameter	LCS %Recovery	Qual	LCSD %Recovery	Qual	%Recovery Limits	RPD	Qual	RPD Limits
Volatile Organics in Air by SIM - Mansfield Air Lab Associated sample(s): 01-04 Batch: WG2092451-3								
1,2,4-Trimethylbenzene	118		-		70-130	-		25
Benzyl chloride	97		-		70-130	-		25
1,3-Dichlorobenzene	119		-		70-130	-		25
1,4-Dichlorobenzene	120		-		70-130	-		25
1,2-Dichlorobenzene	117		-		70-130	-		25
1,2,4-Trichlorobenzene	120		-		70-130	-		25
Naphthalene	103		-		70-130	-		25
Hexachlorobutadiene	105		-		70-130	-		25

Project Name: FORMER CLEANERS PRODUCT SUPPLY **Lab Number:** L2541891

Project Number: 241123 **Report Date:** 07/21/25

Canister and Flow Controller Information

Samplenum	Client ID	Media ID	Media Type	Date Prepared	Bottle Order	Cleaning Batch ID	Can Leak Check	Initial Pressure (in. Hg)	Pressure on Receipt	Flow Controler Leak Chk	Flow Out mL/min	Flow In	% RPD
L2541891-01	SVMP-104	02007	Flow 4	06/25/25	523542		-	-	-	Pass	40.0	45.4	13
L2541891-01	SVMP-104	2281	6.0L Can	06/25/25	523542	L2537779-08	Pass	-29.8	-6.5	-	-	-	-
L2541891-02	SVMP-105R	01763	Flow 2	06/25/25	523542		-	-	-	Pass	40.5	43.5	7
L2541891-02	SVMP-105R	3325	6.0L Can	06/25/25	523542	L2537779-08	Pass	-29.8	-7.6	-	-	-	-
L2541891-03	SVMP-X	02008	Flow 2	06/25/25	523542		-	-	-	Pass	40.0	44.0	10
L2541891-03	SVMP-X	2834	6.0L Can	06/25/25	523542	L2536742-09	Pass	-29.6	-6.2	-	-	-	-
L2541891-04	SVMP-106R	0830	Flow 2	06/25/25	523542		-	-	-	Pass	40.1	43.5	8
L2541891-04	SVMP-106R	3149	6.0L Can	06/25/25	523542	L2537779-08	Pass	-29.8	-7.0	-	-	-	-

Project Name: BATCH CANISTER CERTIFICATION
Project Number: CANISTER QC BAT

Lab Number: L2536742
Report Date: 07/21/25

Air Canister Certification Results

Lab ID: L2536742-09
Client ID: CAN 4866 SHELF 67
Sample Location:

Date Collected: 06/12/25 10:00
Date Received: 06/12/25
Field Prep: Not Specified

Sample Depth:
Matrix: Air
Anaytical Method: 48,TO-15
Analytical Date: 06/13/25 00:43
Analyst: KMH

	ppbV			ug/m3				
Parameter	**Results**	**RL**	**MDL**	**Results**	**RL**	**MDL**	**Qualifier**	**Dilution Factor**
Volatile Organics in Air - Mansfield Air Lab								
Chlorodifluoromethane	ND	0.200	--	ND	0.707	--		1
Propylene	ND	0.500	--	ND	0.861	--		1
Propane	ND	0.500	--	ND	0.902	--		1
Dichlorodifluoromethane	ND	0.200	--	ND	0.989	--		1
Chloromethane	ND	0.200	--	ND	0.413	--		1
Freon-114	ND	0.200	--	ND	1.40	--		1
Methanol	ND	5.00	--	ND	6.55	--		1
Vinyl chloride	ND	0.200	--	ND	0.511	--		1
1,3-Butadiene	ND	0.200	--	ND	0.442	--		1
Butane	ND	0.200	--	ND	0.475	--		1
Bromomethane	ND	0.200	--	ND	0.777	--		1
Chloroethane	ND	0.200	--	ND	0.528	--		1
Ethanol	ND	5.00	--	ND	9.42	--		1
Dichlorofluoromethane	ND	0.200	--	ND	0.842	--		1
Vinyl bromide	ND	0.200	--	ND	0.874	--		1
Acrolein	ND	0.500	--	ND	1.15	--		1
Acetone	ND	1.00	--	ND	2.38	--		1
Acetonitrile	ND	0.200	--	ND	0.336	--		1
Trichlorofluoromethane	ND	0.200	--	ND	1.12	--		1
Isopropanol	ND	1.00	--	ND	2.46	--		1
Acrylonitrile	ND	0.500	--	ND	1.09	--		1
Pentane	ND	0.200	--	ND	0.590	--		1
Ethyl ether	ND	0.200	--	ND	0.606	--		1
1,1-Dichloroethene	ND	0.200	--	ND	0.793	--		1

Project Name: BATCH CANISTER CERTIFICATION
Project Number: CANISTER QC BAT

Lab Number: L2536742
Report Date: 07/21/25

Air Canister Certification Results

Lab ID: L2536742-09
Client ID: CAN 4866 SHELF 67
Sample Location:

Date Collected: 06/12/25 10:00
Date Received: 06/12/25
Field Prep: Not Specified

Sample Depth:

Parameter	ppbV Results	ppbV RL	ppbV MDL	ug/m3 Results	ug/m3 RL	ug/m3 MDL	Qualifier	Dilution Factor
Volatile Organics in Air - Mansfield Air Lab								
Tertiary butyl Alcohol	ND	0.500	--	ND	1.52	--		1
Methylene chloride	ND	0.500	--	ND	1.74	--		1
3-Chloropropene	ND	0.200	--	ND	0.626	--		1
Carbon disulfide	ND	0.200	--	ND	0.623	--		1
Freon-113	ND	0.200	--	ND	1.53	--		1
trans-1,2-Dichloroethene	ND	0.200	--	ND	0.793	--		1
1,1-Dichloroethane	ND	0.200	--	ND	0.809	--		1
Methyl tert butyl ether	ND	0.200	--	ND	0.721	--		1
Vinyl acetate	ND	1.00	--	ND	3.52	--		1
Xylenes, total	ND	0.600	--	ND	0.869	--		1
2-Butanone	ND	0.500	--	ND	1.47	--		1
cis-1,2-Dichloroethene	ND	0.200	--	ND	0.793	--		1
Ethyl Acetate	ND	0.500	--	ND	1.80	--		1
Chloroform	ND	0.200	--	ND	0.977	--		1
Tetrahydrofuran	ND	0.500	--	ND	1.47	--		1
2,2-Dichloropropane	ND	0.200	--	ND	0.924	--		1
1,2-Dichloroethane	ND	0.200	--	ND	0.809	--		1
n-Hexane	ND	0.200	--	ND	0.705	--		1
Diisopropyl ether	ND	0.200	--	ND	0.836	--		1
tert-Butyl Ethyl Ether	ND	0.200	--	ND	0.836	--		1
1,2-Dichloroethene (total)	ND	1.00	--	ND	1.00	--		1
1,1,1-Trichloroethane	ND	0.200	--	ND	1.09	--		1
1,1-Dichloropropene	ND	0.200	--	ND	0.908	--		1
Benzene	ND	0.200	--	ND	0.639	--		1
Carbon tetrachloride	ND	0.200	--	ND	1.26	--		1
Cyclohexane	ND	0.200	--	ND	0.688	--		1
tert-Amyl Methyl Ether	ND	0.200	--	ND	0.836	--		1

Project Name: BATCH CANISTER CERTIFICATION
Project Number: CANISTER QC BAT
Lab Number: L2536742
Report Date: 07/21/25

Air Canister Certification Results

Lab ID: L2536742-09
Client ID: CAN 4866 SHELF 67
Sample Location:

Date Collected: 06/12/25 10:00
Date Received: 06/12/25
Field Prep: Not Specified

Sample Depth:

Parameter	ppbV Results	ppbV RL	ppbV MDL	ug/m3 Results	ug/m3 RL	ug/m3 MDL	Qualifier	Dilution Factor
Volatile Organics in Air - Mansfield Air Lab								
Dibromomethane	ND	0.200	--	ND	1.42	--		1
1,2-Dichloropropane	ND	0.200	--	ND	0.924	--		1
Bromodichloromethane	ND	0.200	--	ND	1.34	--		1
1,4-Dioxane	ND	0.200	--	ND	0.721	--		1
Trichloroethene	ND	0.200	--	ND	1.07	--		1
2,2,4-Trimethylpentane	ND	0.200	--	ND	0.934	--		1
Methyl Methacrylate	ND	0.500	--	ND	2.05	--		1
Heptane	ND	0.200	--	ND	0.820	--		1
cis-1,3-Dichloropropene	ND	0.200	--	ND	0.908	--		1
4-Methyl-2-pentanone	ND	0.500	--	ND	2.05	--		1
trans-1,3-Dichloropropene	ND	0.200	--	ND	0.908	--		1
1,1,2-Trichloroethane	ND	0.200	--	ND	1.09	--		1
Toluene	ND	0.200	--	ND	0.754	--		1
1,3-Dichloropropane	ND	0.200	--	ND	0.924	--		1
2-Hexanone	ND	0.200	--	ND	0.820	--		1
Dibromochloromethane	ND	0.200	--	ND	1.70	--		1
1,2-Dibromoethane	ND	0.200	--	ND	1.54	--		1
Butyl acetate	ND	0.500	--	ND	2.38	--		1
Octane	ND	0.200	--	ND	0.934	--		1
Tetrachloroethene	ND	0.200	--	ND	1.36	--		1
1,1,1,2-Tetrachloroethane	ND	0.200	--	ND	1.37	--		1
Chlorobenzene	ND	0.200	--	ND	0.921	--		1
Ethylbenzene	ND	0.200	--	ND	0.869	--		1
p/m-Xylene	ND	0.400	--	ND	1.74	--		1
Bromoform	ND	0.200	--	ND	2.07	--		1
Styrene	ND	0.200	--	ND	0.852	--		1
1,1,2,2-Tetrachloroethane	ND	0.200	--	ND	1.37	--		1

Project Name: BATCH CANISTER CERTIFICATION
Project Number: CANISTER QC BAT
Lab Number: L2536742
Report Date: 07/21/25

Air Canister Certification Results

Lab ID: L2536742-09
Client ID: CAN 4866 SHELF 67
Sample Location:

Date Collected: 06/12/25 10:00
Date Received: 06/12/25
Field Prep: Not Specified

Sample Depth:

Parameter	ppbV Results	ppbV RL	ppbV MDL	ug/m3 Results	ug/m3 RL	ug/m3 MDL	Qualifier	Dilution Factor
Volatile Organics in Air - Mansfield Air Lab								
o-Xylene	ND	0.200	--	ND	0.869	--		1
1,2,3-Trichloropropane	ND	0.200	--	ND	1.21	--		1
Nonane	ND	0.200	--	ND	1.05	--		1
Isopropylbenzene	ND	0.200	--	ND	0.983	--		1
Bromobenzene	ND	0.200	--	ND	0.793	--		1
2-Chlorotoluene	ND	0.200	--	ND	1.04	--		1
n-Propylbenzene	ND	0.200	--	ND	0.983	--		1
4-Chlorotoluene	ND	0.200	--	ND	1.04	--		1
4-Ethyltoluene	ND	0.200	--	ND	0.983	--		1
1,3,5-Trimethylbenzene	ND	0.200	--	ND	0.983	--		1
tert-Butylbenzene	ND	0.200	--	ND	1.10	--		1
1,2,4-Trimethylbenzene	ND	0.200	--	ND	0.983	--		1
Decane	ND	0.200	--	ND	1.16	--		1
Benzyl chloride	ND	0.200	--	ND	1.04	--		1
1,3-Dichlorobenzene	ND	0.200	--	ND	1.20	--		1
1,4-Dichlorobenzene	ND	0.200	--	ND	1.20	--		1
sec-Butylbenzene	ND	0.200	--	ND	1.10	--		1
p-Isopropyltoluene	ND	0.200	--	ND	1.10	--		1
1,2-Dichlorobenzene	ND	0.200	--	ND	1.20	--		1
n-Butylbenzene	ND	0.200	--	ND	1.10	--		1
1,2-Dibromo-3-chloropropane	ND	0.200	--	ND	1.93	--		1
Undecane	ND	0.200	--	ND	1.28	--		1
Dodecane	ND	0.200	--	ND	1.39	--		1
1,2,4-Trichlorobenzene	ND	0.200	--	ND	1.48	--		1
Naphthalene	ND	0.200	--	ND	0.996	--		1
1,2,3-Trichlorobenzene	ND	0.200	--	ND	1.48	--		1
Hexachlorobutadiene	ND	0.200	--	ND	2.13	--		1

Project Name: BATCH CANISTER CERTIFICATION
Project Number: CANISTER QC BAT
Lab Number: L2536742
Report Date: 07/21/25

Air Canister Certification Results

Lab ID: L2536742-09
Client ID: CAN 4866 SHELF 67
Sample Location:

Date Collected: 06/12/25 10:00
Date Received: 06/12/25
Field Prep: Not Specified

Sample Depth:

Parameter	ppbV Results	ppbV RL	ppbV MDL	ug/m3 Results	ug/m3 RL	ug/m3 MDL	Qualifier	Dilution Factor
Volatile Organics in Air - Mansfield Air Lab								

	Results	Qualifier	Units	RDL	Dilution Factor
Tentatively Identified Compounds					

No Tentatively Identified Compounds

Internal Standard	% Recovery	Qualifier	Acceptance Criteria
1,4-Difluorobenzene	97		60-140
Bromochloromethane	93		60-140
chlorobenzene-d5	98		60-140

Project Name: BATCH CANISTER CERTIFICATION
Project Number: CANISTER QC BAT

Lab Number: L2536742
Report Date: 07/21/25

Air Canister Certification Results

Lab ID: L2536742-09
Client ID: CAN 4866 SHELF 67
Sample Location:

Date Collected: 06/12/25 10:00
Date Received: 06/12/25
Field Prep: Not Specified

Sample Depth:
Matrix: Air
Anaytical Method: 48,TO-15-SIM
Analytical Date: 06/13/25 00:43
Analyst: KMH

	ppbV			ug/m3				
Parameter	**Results**	**RL**	**MDL**	**Results**	**RL**	**MDL**	**Qualifier**	**Dilution Factor**
Volatile Organics in Air by SIM - Mansfield Air Lab								
Dichlorodifluoromethane	ND	0.200	--	ND	0.989	--		1
Chloromethane	ND	0.200	--	ND	0.413	--		1
Freon-114	ND	0.050	--	ND	0.349	--		1
Vinyl chloride	ND	0.020	--	ND	0.051	--		1
1,3-Butadiene	ND	0.020	--	ND	0.044	--		1
Bromomethane	ND	0.020	--	ND	0.078	--		1
Chloroethane	ND	0.100	--	ND	0.264	--		1
Acrolein	ND	0.050	--	ND	0.115	--		1
Acetone	ND	1.00	--	ND	2.38	--		1
Trichlorofluoromethane	ND	0.050	--	ND	0.281	--		1
Acrylonitrile	ND	0.500	--	ND	1.09	--		1
1,1-Dichloroethene	ND	0.020	--	ND	0.079	--		1
Methylene chloride	ND	0.500	--	ND	1.74	--		1
Freon-113	ND	0.050	--	ND	0.383	--		1
trans-1,2-Dichloroethene	ND	0.020	--	ND	0.079	--		1
1,1-Dichloroethane	ND	0.020	--	ND	0.081	--		1
Methyl tert butyl ether	ND	0.200	--	ND	0.721	--		1
2-Butanone	ND	0.500	--	ND	1.47	--		1
cis-1,2-Dichloroethene	ND	0.020	--	ND	0.079	--		1
Chloroform	ND	0.020	--	ND	0.098	--		1
1,2-Dichloroethane	ND	0.020	--	ND	0.081	--		1
1,1,1-Trichloroethane	ND	0.020	--	ND	0.109	--		1
Benzene	ND	0.100	--	ND	0.319	--		1
Carbon tetrachloride	ND	0.020	--	ND	0.126	--		1

Project Name: BATCH CANISTER CERTIFICATION
Project Number: CANISTER QC BAT

Lab Number: L2536742
Report Date: 07/21/25

Air Canister Certification Results

Lab ID: L2536742-09
Client ID: CAN 4866 SHELF 67
Sample Location:

Date Collected: 06/12/25 10:00
Date Received: 06/12/25
Field Prep: Not Specified

Sample Depth:

Parameter	ppbV Results	ppbV RL	ppbV MDL	ug/m3 Results	ug/m3 RL	ug/m3 MDL	Qualifier	Dilution Factor
Volatile Organics in Air by SIM - Mansfield Air Lab								
1,2-Dichloropropane	ND	0.020	--	ND	0.092	--		1
Bromodichloromethane	ND	0.020	--	ND	0.134	--		1
1,4-Dioxane	ND	0.100	--	ND	0.360	--		1
Trichloroethene	ND	0.020	--	ND	0.107	--		1
cis-1,3-Dichloropropene	ND	0.020	--	ND	0.091	--		1
4-Methyl-2-pentanone	ND	0.500	--	ND	2.05	--		1
trans-1,3-Dichloropropene	ND	0.020	--	ND	0.091	--		1
1,1,2-Trichloroethane	ND	0.020	--	ND	0.109	--		1
Toluene	ND	0.100	--	ND	0.377	--		1
Dibromochloromethane	ND	0.020	--	ND	0.170	--		1
1,2-Dibromoethane	ND	0.020	--	ND	0.154	--		1
Tetrachloroethene	ND	0.020	--	ND	0.136	--		1
1,1,1,2-Tetrachloroethane	ND	0.020	--	ND	0.137	--		1
Chlorobenzene	ND	0.100	--	ND	0.461	--		1
Ethylbenzene	ND	0.020	--	ND	0.087	--		1
p/m-Xylene	ND	0.040	--	ND	0.174	--		1
Bromoform	ND	0.020	--	ND	0.207	--		1
Styrene	ND	0.020	--	ND	0.085	--		1
1,1,2,2-Tetrachloroethane	ND	0.020	--	ND	0.137	--		1
o-Xylene	ND	0.020	--	ND	0.087	--		1
Isopropylbenzene	ND	0.200	--	ND	0.983	--		1
4-Ethyltoluene	ND	0.020	--	ND	0.098	--		1
1,3,5-Trimethybenzene	ND	0.020	--	ND	0.098	--		1
1,2,4-Trimethylbenzene	ND	0.020	--	ND	0.098	--		1
Benzyl chloride	ND	0.100	--	ND	0.518	--		1
1,3-Dichlorobenzene	ND	0.020	--	ND	0.120	--		1
1,4-Dichlorobenzene	ND	0.020	--	ND	0.120	--		1

Project Name: BATCH CANISTER CERTIFICATION
Project Number: CANISTER QC BAT
Lab Number: L2536742
Report Date: 07/21/25

Air Canister Certification Results

Lab ID: L2536742-09
Client ID: CAN 4866 SHELF 67
Sample Location:

Date Collected: 06/12/25 10:00
Date Received: 06/12/25
Field Prep: Not Specified

Sample Depth:

Parameter	ppbV Results	ppbV RL	ppbV MDL	ug/m3 Results	ug/m3 RL	ug/m3 MDL	Qualifier	Dilution Factor
Volatile Organics in Air by SIM - Mansfield Air Lab								
sec-Butylbenzene	ND	0.200	--	ND	1.10	--		1
p-Isopropyltoluene	ND	0.200	--	ND	1.10	--		1
1,2-Dichlorobenzene	ND	0.020	--	ND	0.120	--		1
n-Butylbenzene	ND	0.200	--	ND	1.10	--		1
1,2,4-Trichlorobenzene	ND	0.050	--	ND	0.371	--		1
Naphthalene	ND	0.050	--	ND	0.262	--		1
1,2,3-Trichlorobenzene	ND	0.050	--	ND	0.371	--		1
Hexachlorobutadiene	ND	0.050	--	ND	0.533	--		1

Internal Standard	% Recovery	Qualifier	Acceptance Criteria
1,4-difluorobenzene	96		60-140
bromochloromethane	91		60-140
chlorobenzene-d5	98		60-140

Project Name: BATCH CANISTER CERTIFICATION
Project Number: CANISTER QC BAT
Lab Number: L2537779
Report Date: 07/21/25

Air Canister Certification Results

Lab ID: L2537779-08
Client ID: CAN 1578 SHELF 52
Sample Location:

Date Collected: 06/17/25 10:00
Date Received: 06/17/25
Field Prep: Not Specified

Sample Depth:
Matrix: Air
Anaytical Method: 48,TO-15
Analytical Date: 06/19/25 20:11
Analyst: KJD

	ppbV			ug/m3				
Parameter	**Results**	**RL**	**MDL**	**Results**	**RL**	**MDL**	**Qualifier**	**Dilution Factor**
Volatile Organics in Air - Mansfield Air Lab								
Chlorodifluoromethane	ND	0.200	--	ND	0.707	--		1
Propylene	ND	0.500	--	ND	0.861	--		1
Propane	ND	0.500	--	ND	0.902	--		1
Dichlorodifluoromethane	ND	0.200	--	ND	0.989	--		1
Chloromethane	ND	0.200	--	ND	0.413	--		1
Freon-114	ND	0.200	--	ND	1.40	--		1
Methanol	ND	5.00	--	ND	6.55	--		1
Vinyl chloride	ND	0.200	--	ND	0.511	--		1
1,3-Butadiene	ND	0.200	--	ND	0.442	--		1
Butane	ND	0.200	--	ND	0.475	--		1
Bromomethane	ND	0.200	--	ND	0.777	--		1
Chloroethane	ND	0.200	--	ND	0.528	--		1
Ethanol	ND	5.00	--	ND	9.42	--		1
Dichlorofluoromethane	ND	0.200	--	ND	0.842	--		1
Vinyl bromide	ND	0.200	--	ND	0.874	--		1
Acrolein	ND	0.500	--	ND	1.15	--		1
Acetone	ND	1.00	--	ND	2.38	--		1
Acetonitrile	ND	0.200	--	ND	0.336	--		1
Trichlorofluoromethane	ND	0.200	--	ND	1.12	--		1
Isopropanol	ND	1.00	--	ND	2.46	--		1
Acrylonitrile	ND	0.500	--	ND	1.09	--		1
Pentane	ND	0.200	--	ND	0.590	--		1
Ethyl ether	ND	0.200	--	ND	0.606	--		1
1,1-Dichloroethene	ND	0.200	--	ND	0.793	--		1

Project Name: BATCH CANISTER CERTIFICATION
Project Number: CANISTER QC BAT
Lab Number: L2537779
Report Date: 07/21/25

Air Canister Certification Results

Lab ID: L2537779-08
Client ID: CAN 1578 SHELF 52
Sample Location:

Date Collected: 06/17/25 10:00
Date Received: 06/17/25
Field Prep: Not Specified

Sample Depth:

Parameter	ppbV Results	ppbV RL	ppbV MDL	ug/m3 Results	ug/m3 RL	ug/m3 MDL	Qualifier	Dilution Factor
Volatile Organics in Air - Mansfield Air Lab								
Tertiary butyl Alcohol	ND	0.500	--	ND	1.52	--		1
Methylene chloride	ND	0.500	--	ND	1.74	--		1
3-Chloropropene	ND	0.200	--	ND	0.626	--		1
Carbon disulfide	ND	0.200	--	ND	0.623	--		1
Freon-113	ND	0.200	--	ND	1.53	--		1
trans-1,2-Dichloroethene	ND	0.200	--	ND	0.793	--		1
1,1-Dichloroethane	ND	0.200	--	ND	0.809	--		1
Methyl tert butyl ether	ND	0.200	--	ND	0.721	--		1
Vinyl acetate	ND	1.00	--	ND	3.52	--		1
2-Butanone	ND	0.500	--	ND	1.47	--		1
Xylenes, total	ND	0.600	--	ND	0.869	--		1
cis-1,2-Dichloroethene	ND	0.200	--	ND	0.793	--		1
Ethyl Acetate	ND	0.500	--	ND	1.80	--		1
Chloroform	ND	0.200	--	ND	0.977	--		1
Tetrahydrofuran	ND	0.500	--	ND	1.47	--		1
2,2-Dichloropropane	ND	0.200	--	ND	0.924	--		1
1,2-Dichloroethane	ND	0.200	--	ND	0.809	--		1
n-Hexane	ND	0.200	--	ND	0.705	--		1
Diisopropyl ether	ND	0.200	--	ND	0.836	--		1
tert-Butyl Ethyl Ether	ND	0.200	--	ND	0.836	--		1
1,2-Dichloroethene (total)	ND	1.00	--	ND	1.00	--		1
1,1,1-Trichloroethane	ND	0.200	--	ND	1.09	--		1
1,1-Dichloropropene	ND	0.200	--	ND	0.908	--		1
Benzene	ND	0.200	--	ND	0.639	--		1
Carbon tetrachloride	ND	0.200	--	ND	1.26	--		1
Cyclohexane	ND	0.200	--	ND	0.688	--		1
tert-Amyl Methyl Ether	ND	0.200	--	ND	0.836	--		1

Project Name: BATCH CANISTER CERTIFICATION **Lab Number:** L2537779

Project Number: CANISTER QC BAT **Report Date:** 07/21/25

Air Canister Certification Results

Lab ID: L2537779-08
Client ID: CAN 1578 SHELF 52
Sample Location:

Date Collected: 06/17/25 10:00
Date Received: 06/17/25
Field Prep: Not Specified

Sample Depth:

Parameter	ppbV Results	ppbV RL	ppbV MDL	ug/m3 Results	ug/m3 RL	ug/m3 MDL	Qualifier	Dilution Factor
Volatile Organics in Air - Mansfield Air Lab								
Dibromomethane	ND	0.200	--	ND	1.42	--		1
1,2-Dichloropropane	ND	0.200	--	ND	0.924	--		1
Bromodichloromethane	ND	0.200	--	ND	1.34	--		1
1,4-Dioxane	ND	0.200	--	ND	0.721	--		1
Trichloroethene	ND	0.200	--	ND	1.07	--		1
2,2,4-Trimethylpentane	ND	0.200	--	ND	0.934	--		1
Methyl Methacrylate	ND	0.500	--	ND	2.05	--		1
Heptane	ND	0.200	--	ND	0.820	--		1
cis-1,3-Dichloropropene	ND	0.200	--	ND	0.908	--		1
4-Methyl-2-pentanone	ND	0.500	--	ND	2.05	--		1
trans-1,3-Dichloropropene	ND	0.200	--	ND	0.908	--		1
1,1,2-Trichloroethane	ND	0.200	--	ND	1.09	--		1
Toluene	ND	0.200	--	ND	0.754	--		1
1,3-Dichloropropane	ND	0.200	--	ND	0.924	--		1
2-Hexanone	ND	0.200	--	ND	0.820	--		1
Dibromochloromethane	ND	0.200	--	ND	1.70	--		1
1,2-Dibromoethane	ND	0.200	--	ND	1.54	--		1
Butyl acetate	ND	0.500	--	ND	2.38	--		1
Octane	ND	0.200	--	ND	0.934	--		1
Tetrachloroethene	ND	0.200	--	ND	1.36	--		1
1,1,1,2-Tetrachloroethane	ND	0.200	--	ND	1.37	--		1
Chlorobenzene	ND	0.200	--	ND	0.921	--		1
Ethylbenzene	ND	0.200	--	ND	0.869	--		1
p/m-Xylene	ND	0.400	--	ND	1.74	--		1
Bromoform	ND	0.200	--	ND	2.07	--		1
Styrene	ND	0.200	--	ND	0.852	--		1
1,1,2,2-Tetrachloroethane	ND	0.200	--	ND	1.37	--		1

Project Name: BATCH CANISTER CERTIFICATION
Project Number: CANISTER QC BAT
Lab Number: L2537779
Report Date: 07/21/25

Air Canister Certification Results

Lab ID: L2537779-08
Client ID: CAN 1578 SHELF 52
Sample Location:

Date Collected: 06/17/25 10:00
Date Received: 06/17/25
Field Prep: Not Specified

Sample Depth:

Parameter	ppbV Results	ppbV RL	ppbV MDL	ug/m3 Results	ug/m3 RL	ug/m3 MDL	Qualifier	Dilution Factor
Volatile Organics in Air - Mansfield Air Lab								
o-Xylene	ND	0.200	--	ND	0.869	--		1
1,2,3-Trichloropropane	ND	0.200	--	ND	1.21	--		1
Nonane	ND	0.200	--	ND	1.05	--		1
Isopropylbenzene	ND	0.200	--	ND	0.983	--		1
Bromobenzene	ND	0.200	--	ND	0.793	--		1
2-Chlorotoluene	ND	0.200	--	ND	1.04	--		1
n-Propylbenzene	ND	0.200	--	ND	0.983	--		1
4-Chlorotoluene	ND	0.200	--	ND	1.04	--		1
4-Ethyltoluene	ND	0.200	--	ND	0.983	--		1
1,3,5-Trimethylbenzene	ND	0.200	--	ND	0.983	--		1
tert-Butylbenzene	ND	0.200	--	ND	1.10	--		1
1,2,4-Trimethylbenzene	ND	0.200	--	ND	0.983	--		1
Decane	ND	0.200	--	ND	1.16	--		1
Benzyl chloride	ND	0.200	--	ND	1.04	--		1
1,3-Dichlorobenzene	ND	0.200	--	ND	1.20	--		1
1,4-Dichlorobenzene	ND	0.200	--	ND	1.20	--		1
sec-Butylbenzene	ND	0.200	--	ND	1.10	--		1
p-Isopropyltoluene	ND	0.200	--	ND	1.10	--		1
1,2-Dichlorobenzene	ND	0.200	--	ND	1.20	--		1
n-Butylbenzene	ND	0.200	--	ND	1.10	--		1
1,2-Dibromo-3-chloropropane	ND	0.200	--	ND	1.93	--		1
Undecane	ND	0.200	--	ND	1.28	--		1
Dodecane	ND	0.200	--	ND	1.39	--		1
1,2,4-Trichlorobenzene	ND	0.200	--	ND	1.48	--		1
Naphthalene	ND	0.200	--	ND	0.996	--		1
1,2,3-Trichlorobenzene	ND	0.200	--	ND	1.48	--		1
Hexachlorobutadiene	ND	0.200	--	ND	2.13	--		1

Project Name: BATCH CANISTER CERTIFICATION
Project Number: CANISTER QC BAT
Lab Number: L2537779
Report Date: 07/21/25

Air Canister Certification Results

Lab ID: L2537779-08
Client ID: CAN 1578 SHELF 52
Sample Location:

Date Collected: 06/17/25 10:00
Date Received: 06/17/25
Field Prep: Not Specified

Sample Depth:

Parameter	ppbV Results	ppbV RL	ppbV MDL	ug/m3 Results	ug/m3 RL	ug/m3 MDL	Qualifier	Dilution Factor
Volatile Organics in Air - Mansfield Air Lab								

	Results	Qualifier	Units	RDL	Dilution Factor
Tentatively Identified Compounds					

No Tentatively Identified Compounds

Internal Standard	% Recovery	Qualifier	Acceptance Criteria
1,4-Difluorobenzene	95		60-140
Bromochloromethane	102		60-140
chlorobenzene-d5	96		60-140

Project Name: BATCH CANISTER CERTIFICATION
Project Number: CANISTER QC BAT

Lab Number: L2537779
Report Date: 07/21/25

Air Canister Certification Results

Lab ID: L2537779-08
Client ID: CAN 1578 SHELF 52
Sample Location:

Date Collected: 06/17/25 10:00
Date Received: 06/17/25
Field Prep: Not Specified

Sample Depth:
Matrix: Air
Anaytical Method: 48,TO-15-SIM
Analytical Date: 06/19/25 20:11
Analyst: KJD

	ppbV			ug/m3				
Parameter	**Results**	**RL**	**MDL**	**Results**	**RL**	**MDL**	**Qualifier**	**Dilution Factor**
Volatile Organics in Air by SIM - Mansfield Air Lab								
Dichlorodifluoromethane	ND	0.200	--	ND	0.989	--		1
Chloromethane	ND	0.200	--	ND	0.413	--		1
Freon-114	ND	0.050	--	ND	0.349	--		1
Vinyl chloride	ND	0.020	--	ND	0.051	--		1
1,3-Butadiene	ND	0.020	--	ND	0.044	--		1
Bromomethane	ND	0.020	--	ND	0.078	--		1
Chloroethane	ND	0.100	--	ND	0.264	--		1
Acrolein	ND	0.050	--	ND	0.115	--		1
Acetone	ND	1.00	--	ND	2.38	--		1
Trichlorofluoromethane	ND	0.050	--	ND	0.281	--		1
Acrylonitrile	ND	0.500	--	ND	1.09	--		1
1,1-Dichloroethene	ND	0.020	--	ND	0.079	--		1
Methylene chloride	ND	0.500	--	ND	1.74	--		1
Freon-113	ND	0.050	--	ND	0.383	--		1
trans-1,2-Dichloroethene	ND	0.020	--	ND	0.079	--		1
1,1-Dichloroethane	ND	0.020	--	ND	0.081	--		1
Methyl tert butyl ether	ND	0.200	--	ND	0.721	--		1
2-Butanone	ND	0.500	--	ND	1.47	--		1
cis-1,2-Dichloroethene	ND	0.020	--	ND	0.079	--		1
Chloroform	ND	0.020	--	ND	0.098	--		1
1,2-Dichloroethane	ND	0.020	--	ND	0.081	--		1
1,1,1-Trichloroethane	ND	0.020	--	ND	0.109	--		1
Benzene	ND	0.100	--	ND	0.319	--		1
Carbon tetrachloride	ND	0.020	--	ND	0.126	--		1

Project Name: BATCH CANISTER CERTIFICATION
Project Number: CANISTER QC BAT

Lab Number: L2537779
Report Date: 07/21/25

Air Canister Certification Results

Lab ID: L2537779-08
Client ID: CAN 1578 SHELF 52
Sample Location:

Date Collected: 06/17/25 10:00
Date Received: 06/17/25
Field Prep: Not Specified

Sample Depth:

Parameter	ppbV Results	ppbV RL	ppbV MDL	ug/m3 Results	ug/m3 RL	ug/m3 MDL	Qualifier	Dilution Factor
Volatile Organics in Air by SIM - Mansfield Air Lab								
1,2-Dichloropropane	ND	0.020	--	ND	0.092	--		1
Bromodichloromethane	ND	0.020	--	ND	0.134	--		1
1,4-Dioxane	ND	0.100	--	ND	0.360	--		1
Trichloroethene	ND	0.020	--	ND	0.107	--		1
cis-1,3-Dichloropropene	ND	0.020	--	ND	0.091	--		1
4-Methyl-2-pentanone	ND	0.500	--	ND	2.05	--		1
trans-1,3-Dichloropropene	ND	0.020	--	ND	0.091	--		1
1,1,2-Trichloroethane	ND	0.020	--	ND	0.109	--		1
Toluene	ND	0.100	--	ND	0.377	--		1
Dibromochloromethane	ND	0.020	--	ND	0.170	--		1
1,2-Dibromoethane	ND	0.020	--	ND	0.154	--		1
Tetrachloroethene	ND	0.020	--	ND	0.136	--		1
1,1,1,2-Tetrachloroethane	ND	0.020	--	ND	0.137	--		1
Chlorobenzene	ND	0.100	--	ND	0.461	--		1
Ethylbenzene	ND	0.020	--	ND	0.087	--		1
p/m-Xylene	ND	0.040	--	ND	0.174	--		1
Bromoform	ND	0.020	--	ND	0.207	--		1
Styrene	ND	0.020	--	ND	0.085	--		1
1,1,2,2-Tetrachloroethane	ND	0.020	--	ND	0.137	--		1
o-Xylene	ND	0.020	--	ND	0.087	--		1
Isopropylbenzene	ND	0.200	--	ND	0.983	--		1
4-Ethyltoluene	ND	0.020	--	ND	0.098	--		1
1,3,5-Trimethybenzene	ND	0.020	--	ND	0.098	--		1
1,2,4-Trimethylbenzene	ND	0.020	--	ND	0.098	--		1
Benzyl chloride	ND	0.100	--	ND	0.518	--		1
1,3-Dichlorobenzene	ND	0.020	--	ND	0.120	--		1
1,4-Dichlorobenzene	ND	0.020	--	ND	0.120	--		1

Project Name: BATCH CANISTER CERTIFICATION
Project Number: CANISTER QC BAT
Lab Number: L2537779
Report Date: 07/21/25

Air Canister Certification Results

Lab ID: L2537779-08
Client ID: CAN 1578 SHELF 52
Sample Location:

Date Collected: 06/17/25 10:00
Date Received: 06/17/25
Field Prep: Not Specified

Sample Depth:

Parameter	ppbV Results	ppbV RL	ppbV MDL	ug/m3 Results	ug/m3 RL	ug/m3 MDL	Qualifier	Dilution Factor
Volatile Organics in Air by SIM - Mansfield Air Lab								
sec-Butylbenzene	ND	0.200	--	ND	1.10	--		1
p-Isopropyltoluene	ND	0.200	--	ND	1.10	--		1
1,2-Dichlorobenzene	ND	0.020	--	ND	0.120	--		1
n-Butylbenzene	ND	0.200	--	ND	1.10	--		1
1,2,4-Trichlorobenzene	ND	0.050	--	ND	0.371	--		1
Naphthalene	ND	0.050	--	ND	0.262	--		1
1,2,3-Trichlorobenzene	ND	0.050	--	ND	0.371	--		1
Hexachlorobutadiene	ND	0.050	--	ND	0.533	--		1

Internal Standard	% Recovery	Qualifier	Acceptance Criteria
1,4-difluorobenzene	98		60-140
bromochloromethane	108		60-140
chlorobenzene-d5	97		60-140

Project Name: FORMER CLEANERS PRODUCT SUPPLY
Project Number: 241123

Lab Number: L2541891
Report Date: 07/21/25

Sample Receipt and Container Information

Were project specific reporting limits specified? YES

Cooler Information

Cooler	Custody Seal
NA	Absent

Container Information

Container ID	Container Type	Cooler	Initial pH	Final pH	Temp deg C	Pres	Seal	Frozen Date/Time	Analysis(*)
L2541891-01A	Canister - 6L (Batch Certified)	NA	NA			Y	Absent		NYDEC-TO15-SIM(30)
L2541891-02A	Canister - 6L (Batch Certified)	NA	NA			Y	Absent		NYDEC-TO15-SIM(30)
L2541891-03A	Canister - 6L (Batch Certified)	NA	NA			Y	Absent		NYDEC-TO15-SIM(30)
L2541891-04A	Canister - 6L (Batch Certified)	NA	NA			Y	Absent		NYDEC-TO15-SIM(30)

*Values in parentheses indicate holding time in days

Project Name:	FORMER CLEANERS PRODUCT SUPPLY	**Lab Number:**	L2541891
Project Number:	241123	**Report Date:**	07/21/25

GLOSSARY

Acronyms

DL - Detection Limit: This value represents the level to which target analyte concentrations are reported as estimated values, when those target analyte concentrations are quantified below the limit of quantitation (LOQ). The DL includes any adjustments from dilutions, concentrations or moisture content, where applicable. (DoD report formats only.)

EDL - Estimated Detection Limit: This value represents the level to which target analyte concentrations are reported as estimated values, when those target analyte concentrations are quantified below the reporting limit (RL). The EDL includes any adjustments from dilutions, concentrations or moisture content, where applicable. The use of EDLs is specific to the analysis of PAHs using Solid-Phase Microextraction (SPME).

EMPC - Estimated Maximum Possible Concentration: The concentration that results from the signal present at the retention time of an analyte when the ions meet all of the identification criteria except the ion abundance ratio criteria. An EMPC is a worst-case estimate of the concentration.

EPA - Environmental Protection Agency.

LCS - Laboratory Control Sample: A sample matrix, free from the analytes of interest, spiked with verified known amounts of analytes or a material containing known and verified amounts of analytes.

LCSD - Laboratory Control Sample Duplicate: Refer to LCS.

LFB - Laboratory Fortified Blank: A sample matrix, free from the analytes of interest, spiked with verified known amounts of analytes or a material containing known and verified amounts of analytes.

LOD - Limit of Detection: This value represents the level to which a target analyte can reliably be detected for a specific analyte in a specific matrix by a specific method. The LOD includes any adjustments from dilutions, concentrations or moisture content, where applicable. (DoD report formats only.)

LOQ - Limit of Quantitation: The value at which an instrument can accurately measure an analyte at a specific concentration. The LOQ includes any adjustments from dilutions, concentrations or moisture content, where applicable. (DoD report formats only.)

Limit of Quantitation: The value at which an instrument can accurately measure an analyte at a specific concentration. The LOQ includes any adjustments from dilutions, concentrations or moisture content, where applicable. (DoD report formats only.)

MDL - Method Detection Limit: This value represents the level to which target analyte concentrations are reported as estimated values, when those target analyte concentrations are quantified below the reporting limit (RL). The MDL includes any adjustments from dilutions, concentrations or moisture content, where applicable.

MS - Matrix Spike Sample: A sample prepared by adding a known mass of target analyte to a specified amount of matrix sample for which an independent estimate of target analyte concentration is available. For Method 332.0, the spike recovery is calculated using the native concentration, including estimated values.

MSD - Matrix Spike Sample Duplicate: Refer to MS.

NA - Not Applicable.

NC - Not Calculated: Term is utilized when one or more of the results utilized in the calculation are non-detect at the parameter's reporting unit.

NDPA/DPA - N-Nitrosodiphenylamine/Diphenylamine.

NI - Not Ignitable.

NP - Non-Plastic: Term is utilized for the analysis of Atterberg Limits in soil.

NR - No Results: Term is utilized when 'No Target Compounds Requested' is reported for the analysis of Volatile or Semivolatile Organic TIC only requests.

RL - Reporting Limit: The value at which an instrument can accurately measure an analyte at a specific concentration. The RL includes any adjustments from dilutions, concentrations or moisture content, where applicable.

RPD - Relative Percent Difference: The results from matrix and/or matrix spike duplicates are primarily designed to assess the precision of analytical results in a given matrix and are expressed as relative percent difference (RPD). Values which are less than five times the reporting limit for any individual parameter are evaluated by utilizing the absolute difference between the values; although the RPD value will be provided in the report.

SRM - Standard Reference Material: A reference sample of a known or certified value that is of the same or similar matrix as the associated field samples.

STLP - Semi-dynamic Tank Leaching Procedure per EPA Method 1315.

TEF - Toxic Equivalency Factors: The values assigned to each dioxin and furan to evaluate their toxicity relative to 2,3,7,8-TCDD.

TEQ - Toxic Equivalent: The measure of a sample's toxicity derived by multiplying each dioxin and furan by its corresponding TEF and then summing the resulting values.

TIC - Tentatively Identified Compound: A compound that has been identified to be present and is not part of the target compound list (TCL) for the method and/or program. All TICs are qualitatively identified and reported as estimated concentrations.

Report Format: Data Usability Report

Project Name:	FORMER CLEANERS PRODUCT SUPPLY	**Lab Number:**	L2541891
Project Number:	241123	**Report Date:**	07/21/25

Footnotes

1 - The reference for this analyte should be considered modified since this analyte is absent from the target analyte list of the original method.

Terms

Analytical Method: Both the document from which the method originates and the analytical reference method. (Example: EPA 8260B is shown as 1,8260B.) The codes for the reference method documents are provided in the References section of the Addendum.

Chlordane: The target compound Chlordane (CAS No. 57-74-9) is reported for GC ECD analyses. Per EPA,this compound "refers to a mixture of chlordane isomers, other chlorinated hydrocarbons and numerous other components." (Reference: USEPA Toxicological Review of Chlordane, In Support of Summary Information on the Integrated Risk Information System (IRIS), December 1997.)

Difference: With respect to Total Oxidizable Precursor (TOP) Assay analysis, the difference is defined as the Post-Treatment value minus the Pre-Treatment value.

Final pH: As it pertains to Sample Receipt & Container Information section of the report, Final pH reflects pH of container determined after adjustment at the laboratory, if applicable. If no adjustment required, value reflects Initial pH.

Frozen Date/Time: With respect to Volatile Organics in soil, Frozen Date/Time reflects the date/time at which associated Reagent Water-preserved vials were initially frozen. Note: If frozen date/time is beyond 48 hours from sample collection, value will be reflected in 'bold'.

Gasoline Range Organics (GRO): Gasoline Range Organics (GRO) results include all chromatographic peaks eluting from Methyl tert butyl ether through Naphthalene, with the exception of GRO analysis in support of State of Ohio programs, which includes all chromatographic peaks eluting from Hexane through Dodecane.

Initial pH: As it pertains to Sample Receipt & Container Information section of the report, Initial pH reflects pH of container determined upon receipt, if applicable.

PAH Total: With respect to Alkylated PAH analyses, the 'PAHs, Total' result is defined as the summation of results for all or a subset of the following compounds: Naphthalene, C1-C4 Naphthalenes, 2-Methylnaphthalene, 1-Methylnaphthalene, Biphenyl, Acenaphthylene, Acenaphthene, Fluorene, C1-C3 Fluorenes, Phenanthrene, C1-C4 Phenanthrenes/Anthracenes, Anthracene, Fluoranthene, Pyrene, C1-C4 Fluoranthenes/Pyrenes, Benz(a)anthracene, Chrysene, C1-C4 Chrysenes, Benzo(b)fluoranthene, Benzo(j)+(k)fluoranthene, Benzo(e)pyrene, Benzo(a)pyrene, Perylene, Indeno(1,2,3-cd)pyrene, Dibenz(ah)+(ac)anthracene, Benzo(g,h,i)perylene. If a 'Total' result is requested, the results of its individual components will also be reported.

PFAS Total: With respect to PFAS analyses, the 'PFAS, Total (5)' result is defined as the summation of results for: PFHpA, PFHxS, PFOA, PFNA and PFOS. In addition, the 'PFAS, Total (6)' result is defined as the summation of results for: PFHpA, PFHxS, PFOA, PFNA, PFDA and PFOS. For MassDEP DW compliance analysis only, the 'PFAS, Total (6)' result is defined as the summation of results at or above the RL. Note: If a 'Total' result is requested, the results of its individual components will also be reported.

Total: With respect to Organic analyses, a 'Total' result is defined as the summation of results for individual isomers or Aroclors. If a 'Total' result is requested, the results of its individual components will also be reported. This is applicable to 'Total' results for methods 8260, 8081 and 8082.

Data Qualifiers

A - Spectra identified as "Aldol Condensates" are byproducts of the extraction/concentration procedures when acetone is introduced in the process.

B - The analyte was detected above the reporting limit in the associated method blank. Flag only applies to associated field samples that have detectable concentrations of the analyte at less than ten times (10x) the concentration found in the blank. For MCP-related projects, flag only applies to associated field samples that have detectable concentrations of the analyte at less than ten times (10x) the concentration found in the blank. For DOD-related projects, flag only applies to associated field samples that have detectable concentrations of the analyte at less than ten times (10x) the concentration found in the blank AND the analyte was detected above one-half the reporting limit (or above the reporting limit for common lab contaminants) in the associated method blank. For NJ-Air-related projects, flag only applies to associated field samples that have detectable concentrations of the analyte above the reporting limit. For NJ-related projects (excluding Air), flag only applies to associated field samples that have detectable concentrations of the analyte, which was detected above the reporting limit in the associated method blank or above five times the reporting limit for common lab contaminants (Phthalates, Acetone, Methylene Chloride, 2-Butanone).

C - Co-elution: The target analyte co-elutes with a known lab standard (i.e. surrogate, internal standards, etc.) for co-extracted analyses.

D - Concentration of analyte was quantified from diluted analysis. Flag only applies to field samples that have detectable concentrations of the analyte.

E - Concentration of analyte exceeds the range of the calibration curve and/or linear range of the instrument.

F - The ratio of quantifier ion response to qualifier ion response falls outside of the laboratory criteria. Results are considered to be an estimated maximum concentration.

G - The concentration may be biased high due to matrix interferences (i.e, co-elution) with non-target compound(s). The result should be considered estimated.

H - The analysis of pH was performed beyond the regulatory-required holding time of 15 minutes from the time of sample collection.

I - The lower value for the two columns has been reported due to obvious interference.

J - Estimated value. This represents an estimated concentration for Tentatively Identified Compounds (TICs).

M - Reporting Limit (RL) exceeds the MCP CAM Reporting Limit for this analyte.

Report Format: Data Usability Report

Project Name:	FORMER CLEANERS PRODUCT SUPPLY	**Lab Number:**	L2541891
Project Number:	241123	**Report Date:**	07/21/25

Data Qualifiers

ND - Not detected at the reporting limit (RL) for the sample.

NJ - Presumptive evidence of compound. This represents an estimated concentration for Tentatively Identified Compounds (TICs), where the identification is based on a mass spectral library search.

P - The RPD between the results for the two columns exceeds the method-specified criteria.

Q - The quality control sample exceeds the associated acceptance criteria. For DOD-related projects, LCS and/or Continuing Calibration Standard exceedences are also qualified on all associated sample results. Note: This flag is not applicable for matrix spike recoveries when the sample concentration is greater than 4x the spike added or for batch duplicate RPD when the sample concentrations are less than 5x the RL. (Metals only.)

R - Analytical results are from sample re-analysis.

RE - Analytical results are from sample re-extraction.

S - Analytical results are from modified screening analysis.

V - The surrogate associated with this target analyte has a recovery outside the QC acceptance limits. (Applicable to MassDEP DW Compliance samples only.)

Z - The batch matrix spike and/or duplicate associated with this target analyte has a recovery/RPD outside the QC acceptance limits. (Applicable to MassDEP DW Compliance samples only.)

Project Name: FORMER CLEANERS PRODUCT SUPPLY **Lab Number:** L2541891

Project Number: 241123 **Report Date:** 07/21/25

REFERENCES

48 Compendium of Methods for the Determination of Toxic Organic Compounds in Ambient Air. Second Edition. EPA/625/R-96/010b, January 1999.

LIMITATION OF LIABILITIES

Pace Analytical Services performs services with reasonable care and diligence normal to the analytical testing laboratory industry. In the event of an error, the sole and exclusive responsibility of Pace Analytical Services shall be to re-perform the work at it's own expense. In no event shall Pace Analytical Services be held liable for any incidental, consequential or special damages, including but not limited to, damages in any way connected with the use of, interpretation of, information or analysis provided by Pace Analytical Services.

We strongly urge our clients to comply with EPA protocol regarding sample volume, preservation, cooling, containers, sampling procedures, holding time and splitting of samples in the field.

Certification Information

The following analytes are not included in our Primary NELAP Scope of Accreditation:

Westborough Facility – 8 Walkup Dr. Westborough, MA 01581
EPA 624.1: m/p-xylene, o-xylene, Naphthalene
EPA 625.1: alpha-Terpineol
EPA 8260D: NPW: 1,2,4,5-Tetramethylbenzene; 4-Ethyltoluene; SCM: Iodomethane (methyl iodide), 1,2,4,5-Tetramethylbenzene; 4-Ethyltoluene.
EPA 8270E: NPW: Dimethylnaphthalene,1,4-Diphenylhydrazine, alpha-Terpineol, Azobenzene; SCM: Dimethylnaphthalene,1,4-Diphenylhydrazine.
SM4500: NPW: Amenable Cyanide; SCM: Total Phosphorus, TKN, NO2, NO3.

Mansfield Facility – 320 Forbes Blvd. Mansfield, MA 02048
SM 2540D: TSS.
EPA TO-15: Halothane, 2,4,4-Trimethyl-2-pentene, 2,4,4-Trimethyl-1-pentene, Thiophene, 2-Methylthiophene, 3-Methylthiophene, 2-Ethylthiophene, 1,2,3-Trimethylbenzene, Indan, Indene, 1,2,4,5-Tetramethylbenzene, Benzothiophene, 1-Methylnaphthalene.
MADEP-APH.
Nonpotable Water: EPA RSK-175 Dissolved Gases
Biological Tissue Matrix: EPA 3050B

Mansfield Facility – 120 Forbes Blvd. Mansfield, MA 02048
EPA TO-15: Halothane, 2,4,4-Trimethyl-2-pentene, 2,4,4-Trimethyl-1-pentene, Thiophene, 2-Methylthiophene, 3-Methylthiophene, 2-Ethylthiophene, 1,2,3-Trimethylbenzene, Indan, Indene, 1,2,4,5-Tetramethylbenzene, Benzothiophene, 1-Methylnaphthalene.
Nonpotable Water: EPA RSK-175 Dissolved Gases

The following test method is not included in our New Jersey Secondary NELAP Scope of Accreditation:

Mansfield Facility – 320 Forbes Blvd. Mansfield, MA 02048
Determination of Selected Perfluorinated Alkyl Substances by Solid Phase Extraction and Liquid Chromatography/Tandem Mass Spectrometry Isotope Dilution (via Alpha SOP 23528)

The following analytes are included in our Massachusetts DEP Scope of Accreditation

Westborough Facility – 8 Walkup Dr. Westborough, MA 01581

Drinking Water
EPA 300.0: Chloride, Nitrate-N, Fluoride, Sulfate; **EPA 353.2**: Nitrate-N, Nitrite-N; **SM4500NO3-F**: Nitrate-N, Nitrite-N; **SM4500F-C, SM4500CN-CE, EPA 180.1, SM2130B, SM4500Cl-D, SM2320B, SM2540C, SM4500H-B, SM4500NO2-B**
EPA 524.2: THMs and VOCs; **EPA 504.1:** EDB, DBCP.
Microbiology: **SM9215B; SM9223-P/A, SM9223B-Colilert-QT,SM9222D**.

Non-Potable Water
SM4500H,B, EPA 120.1, SM2510B, SM2540C, SM2320B, SM4500CL-E, SM4500F-BC, SM4500NH3-BH: Ammonia-N and Kjeldahl-N, **EPA 350.1**: Ammonia-N, **LACHAT 10-107-06-1-B**: Ammonia-N, **EPA 351.1, SM4500NO3-F, EPA 353.2**: Nitrate-N**, SM4500P-E, SM4500P-B, E, SM4500SO4-E, SM5220D, EPA 410.4, SM5210B, SM5310C, SM4500CL-D, EPA 1664, EPA 420.1, SM4500-CN-CE, SM2540D, EPA 300: Chloride, Sulfate, Nitrate.**
EPA 624.1: Volatile Halocarbons & Aromatics,
EPA 608.3: Chlordane, Toxaphene, Aldrin, alpha-BHC, beta-BHC, gamma-BHC, delta-BHC, Dieldrin, DDD, DDE, DDT, Endosulfan I, Endosulfan II, Endosulfan sulfate, Endrin, Endrin Aldehyde, Heptachlor, Heptachlor Epoxide, PCBs
EPA 625.1: SVOC (Acid/Base/Neutral Extractables).
Microbiology: **SM9223B-Colilert-QT; Enterolert-QT, EPA 1600, EPA 1603, SM9222D.**

Mansfield Facility – 320 Forbes Blvd. Mansfield, MA 02048

Drinking Water
EPA 200.7: Al, Ba, Cd, Cr, Cu, Fe, Mn, Ni, Na, Ag, Ca, Zn. **EPA 200.8:** Al, Sb, As, Ba, Be, Cd, Cr, Cu, Pb, Mn, Ni, Se, Ag, TL, Zn. **EPA 245.1** Hg.
EPA 522, EPA 537.1.

Non-Potable Water
EPA 200.7: Al, Sb, As, Be, Cd, Ca, Cr, Co, Cu, Fe, Pb, Mg, Mn, Mo, Ni, K, Se, Ag, Na, Sr, TL, Ti, V, Zn.
EPA 200.8: Al, Sb**,** As, Be, Cd, Cr, Cu, Fe, Pb, Mn, Ni, K, Se, Ag, Na, TL, Zn.
EPA 245.1 Hg.
SM2340B

Certification IDs:

Westborough Facility – 8 Walkup Dr. Westborough, MA 01581
CT PH-0826, IL 200077, IN C-MA-03, KY JY98045, ME MA00086, MD 348, MA M-MA086, NH 2064, NJ MA935, NY 11148, NC (DW) 25700, NC (NPW/SCM) 666, OR MA-1316, PA 68-03671, RI LAO00065, TX T104704476, VT VT-0935, VA 460195

Mansfield Facility – 320 Forbes Blvd. Mansfield, MA 02048
CT PH-0825, ANAB/DoD L2474, IL 200081, IN C-MA-04, KY KY98046, LA 3090, ME MA00030, MI 9110, MN 025-999-495, NH 2062, NJ MA015, NY 11627, NC (NPW/SCM) 685, OR MA-0262, PA 68-02089, RI LAO00299, TX T-104704419, VT VT-0015, VA 460194, WA C954

Mansfield Facility – 120 Forbes Blvd. Mansfield, MA 02048
ANAB/DoD L2474, ME MA01156, MN 025-999-498, NH 2249, NJ MA025, NY 12191, OR 4203, TX T104704583, VA 460311, WA C1104.

For a complete listing of analytes and methods, please contact your Project Manager.

7/3/25 L2541891

Pace Analytical®

Phone: 612-607-6400
Fax: 612-607-6344
https://www.pacelabs.com/
1800 Elm Street SE
Minneapolis, MN 55414

Doc #378 Rev 2_01122021

CHAIN OF CUSTODY RECORD (AIR)

Contact: https://www.pacelabs.com/contact-us/contact-environmental-sciences/

Company Name:	NYSDEC/EAR
Address:	225 Atlantic Ave., Patchogue, NY
Phone:	(631) 447-6400
Project Name:	Former Cleaners Products Supply
Project Location:	Sunnyside, NY
Project Number:	NYSDEC Site #241123
Project Manager:	DEC: Kyle Forster, EAR: Steve Goetz
Pace Analytical Quote Name/Number:	
Invoice Recipient:	NYSDEC
Sampled By:	EAR

Requested Turnaround Time
7-Day ☐ 10-Day ☐
Due Date: Standard TAT

Rush Approval Required
1-Day ☐ 3-Day ☐
2-Day ☐ 4-Day ☐

Data Delivery
Format: PDF ☑ EXCEL ☑
Other:
CLP Like Data Pkg Required: ☐
Email To:
Fax To #:

ANALYSIS REQUESTED

Lab Use	Client Use	Collection Data		Duration	Flow Rate	Matrix	Volume	EPA Method TO-15, DER TCL				" Hg			Please fill out completely, sign, date and retain the yellow copy for your records	
Pace Analytical Work Order#	Client Sample ID / Description	Beginning Date/Time	Ending Date/Time	Total Minutes Sampled	☐ m³/min ☐ L/min	Code	☑ Liters ☐ m³					Initial Pressure	Final Pressure	Lab Receipt Pressure	Summa Can ID	Flow Controller ID
41891-01	SVMP-104	7/1/25 804	7/1/25 1004	2hour		SG	6	X				-29	-5		2281	02057
02	SVMP-105R	815	1015	↓		↓	↓	X				-30	-7		3325	01763
03	SVMP-X	–	–	↓		↓	↓	X				-29	-5		2834	02008
04	SVMP-106R	↓ 809	↓ 1009	↓		↓	↓	X				-29	-6		3149	0830

Comments: Category A (Level 2) deliverables requested.

Please use the following codes to indicate possible sample concentration within the Conc Code column above:
H - High; M - Medium; L - Low; C - Clean; U - Unknown

Please fill out completely, sign, date and retain the yellow copy for your records

Summa canisters and flow controllers must be returned within 15 days of receipt or rental fees will apply

For summa canister and flow controller information please refer to the Pace Analytical Air Media Agreement

Matrix Codes:
SG = SOIL GAS
IA = INDOOR AIR
AMB = AMBIENT
SS = SUB SLAB
D = DUP
BL = BLANK
O = Other:

Relinquished by: (signature)	Date/Time: 7/1/25 13:15	
Received by: (signature) Receiving Room	Date/Time: 7/1/25 13:15	
Relinquished by: (signature)	Date/Time: 7/2/25 0830	
Received by: (signature) ICS (Pace)	Date/Time: 7/2/25 0830	
Relinquished by: (signature)	Date/Time:	
Received by: (signature)	Date/Time: 7/3/25	

Detection Limit Requirements
MA
CT
Other:

Special Requirements
☐ MA MCP Required
MCP Certification Form Required
☐ CT RCP Required
RCP Certification Form Required
☐ Other

Pace Analytical®
NELAC and AIHA-LAP, LLC Accredited

Project Entity
☐ Government ☐ Municipality ☐ MWRA ☐ WRTA
☐ Federal ☐ 21 J ☐ School
☐ City ☐ Brownfield ☐ MBTA

Other
☐ Chromatogram
☐ AIHA-LAP,LLC

PCB ONLY
☐ Soxhlet
☐ Non Soxhlet

Sample Delivery Group Summary

Pace Job Number : L2541891
Received : 02-JUL-2025
Reviewer : Evan Rezendes

Account Name : NYDEC_Env. Assessment & Remediation
Project Number : 241123
Project Name : FORMER CLEANERS PRODUCT SUPPLY

Delivery Information

Samples Delivered By : Pace Courier

Chain of Custody : Present

Cooler Information

Cooler	Seal/Seal#	Preservation	Temperature(°C)	Additional Information
NA	Absent/			

Condition Information

1) All samples on COC received?	**YES**
2) Extra samples received?	**NO**
3) Are there any sample container discrepancies?	**NO**
4) Are there any discrepancies between COC & sample labels?	**NO**
5) Are samples in appropriate containers for requested analysis?	**YES**
6) Are samples properly preserved for requested analysis?	**YES**
7) Are samples within holding time for requested analysis?	**YES**
8) All sampling equipment returned?	**YES**

Volatile Organics/VPH

1) Reagent Water Vials Frozen by Client?	**NA**

ANALYTICAL REPORT

Lab Number:	L2609965
Client:	NYDEC_Env. Assessment & Remediation 225 Atlantic Avenue Patchogue, NY 11772
ATTN:	Kyle Forster
Phone:	(888) 327-6789
Project Name:	FORMER CLEANERS PRODUCT SUPPLY
Project Number:	CO 151736/S 241123
Report Date:	03/12/26

The original project report/data package is held by Pace Analytical Services. This report/data package is paginated and should be reproduced only in its entirety. Pace Analytical Services holds no responsibility for results and/or data that are not consistent with the original.

Project Name: FORMER CLEANERS PRODUCT SUPPLY
Project Number: CO 151736/S 241123

Lab Number: L2609965
Report Date: 03/12/26

Lab Sample ID	Client ID	Matrix	Sample Location	Collection Date/Time	Receive Date
L2609965-01	SVMP-101	SOIL_VAPOR	50-45 BARNETT AVE	02/18/26 10:39	02/19/26
L2609965-02	SVMP-102	SOIL_VAPOR	50-45 BARNETT AVE	02/18/26 10:25	02/19/26
L2609965-03	SVMP-103	SOIL_VAPOR	50-45 BARNETT AVE	02/18/26 10:36	02/19/26
L2609965-04	SVMP-X	SOIL_VAPOR	50-45 BARNETT AVE	02/18/26 00:00	02/19/26

Project Name:	FORMER CLEANERS PRODUCT SUPPLY	**Lab Number:**	L2609965
Project Number:	CO 151736/S 241123	**Report Date:**	03/12/26

Case Narrative

The samples were received in accordance with the Chain of Custody and no significant deviations were encountered during the preparation or analysis unless otherwise noted. Sample Receipt, Container Information, and the Chain of Custody are located at the back of the report.

Results contained within this report relate only to the samples submitted under this Pace Lab Number and meet NELAP requirements for all NELAP accredited parameters unless otherwise noted in the following narrative. The data presented in this report is organized by parameter (i.e. VOC, SVOC, etc.). Sample specific Quality Control data (i.e. Surrogate Spike Recovery) is reported at the end of the target analyte list for each individual sample, followed by the Laboratory Batch Quality Control at the end of each parameter. Tentatively Identified Compounds (TICs), if requested, are reported for compounds identified to be present and are not part of the method/program Target Compound List, even if only a subset of the TCL are being reported. If a sample was re-analyzed or re-extracted due to a required quality control corrective action and if both sets of data are reported, the Laboratory ID of the re-analysis or re-extraction is designated with an "R" or "RE", respectively.

When multiple Batch Quality Control elements are reported (e.g. more than one LCS), the associated samples for each element are noted in the grey shaded header line of each data table. Any Laboratory Batch, Sample Specific % recovery or RPD value that is outside the listed Acceptance Criteria is bolded in the report. In reference to questions H (CAM) or 4 (RCP) when "NO" is checked, the performance criteria for CAM and RCP methods allow for some quality control failures to occur and still be within method compliance. In these instances, the specific failure is not narrated but noted in the associated QC Outlier Summary Report, located directly after the Case Narrative. QC information is also incorporated in the Data Usability Assessment table (Format 11) of our Data Merger tool, where it can be reviewed in conjunction with the sample result, associated regulatory criteria and any associated data usability implications.

Soil/sediments and solids are reported on a dry weight basis unless otherwise noted. Tissues are reported "as received" or on a wet weight basis, unless otherwise noted. Definitions of all data qualifiers and acronyms used in this report are provided in the Glossary located at the back of the report.

HOLD POLICY - For samples submitted on hold, Pace's policy is to hold samples (with the exception of Air canisters) free of charge for 21 calendar days from the date the project is completed. After 21 calendar days, we will dispose of all samples submitted including those put on hold unless you have contacted your Pace Project Manager and made arrangements for Pace to continue to hold the samples. Air canisters will be disposed after 3 business days from the date the project is completed.

Please contact Project Management at 800-624-9220 with any questions.

Project Name:	FORMER CLEANERS PRODUCT SUPPLY	**Lab Number:**	L2609965
Project Number:	CO 151736/S 241123	**Report Date:**	03/12/26

Case Narrative (continued)

Volatile Organics in Air

Canisters were released from the laboratory on January 16, 2026. The canister certification data is provided as an addendum.

Sample Receipt

L2609965-01: The flow controller identified as "FC ID Blank" on the chain of custody was identified as "FC ID 03039" on the container label.

L2609965-04: The flow controller identified as "FC ID Blank" on the chain of custody was identified as "FC ID 03028" on the container label.

I, the undersigned, attest under the pains and penalties of perjury that, to the best of my knowledge and belief and based upon my personal inquiry of those responsible for providing the information contained in this analytical report, such information is accurate and complete. This certificate of analysis is not complete unless this page accompanies any and all pages of this report.

Authorized Signature: Susan E O'Neil Susan O' Neil

Title: Technical Director/Representative Date: 03/12/26

QC OUTLIER SUMMARY REPORT

Project Name: FORMER CLEANERS PRODUCT SUPPLY
Project Number: CO 151736/S 241123

Lab Number: L2609965
Report Date: 03/12/26

Method	Client ID (Native ID)	Lab ID	Parameter	QC Type	Recovery/RPD (%)	QC Limits (%)	Associated Samples	Data Quality Assessment

There are no QC Outliers associated with this report.

AIR

Project Name: FORMER CLEANERS PRODUCT SUPPLY
Project Number: CO 151736/S 241123
Lab Number: L2609965
Report Date: 03/12/26

SAMPLE RESULTS

Lab ID: L2609965-01
Client ID: SVMP-101
Sample Location: 50-45 BARNETT AVE

Date Collected: 02/18/26 10:39
Date Received: 02/19/26
Field Prep: Not Specified

Sample Depth:
Matrix: Soil_Vapor
Anaytical Method: 48,TO-15-SIM
Analytical Date: 03/12/26 01:44
Analyst: TPH

	ppbV			ug/m3				
Parameter	**Results**	**RL**	**MDL**	**Results**	**RL**	**MDL**	**Qualifier**	**Dilution Factor**
Volatile Organics in Air by SIM - Mansfield Air Lab								
Dichlorodifluoromethane	0.470	0.200	--	2.32	0.989	--		1
Chloromethane	0.349	0.200	--	0.721	0.413	--		1
Freon-114	ND	0.050	--	ND	0.349	--		1
Vinyl chloride	ND	0.020	--	ND	0.051	--		1
Bromomethane	0.026	0.020	--	0.101	0.078	--		1
Chloroethane	ND	0.100	--	ND	0.264	--		1
Ethanol	19.9	5.00	--	37.5	9.42	--		1
Trichlorofluoromethane	0.196	0.050	--	1.10	0.281	--		1
1,1-Dichloroethene	0.097	0.020	--	0.385	0.079	--		1
Tert-Butyl Alcohol	ND	0.500	--	ND	1.52	--		1
Methylene chloride	ND	0.500	--	ND	1.74	--		1
Freon-113	0.062	0.050	--	0.475	0.383	--		1
trans-1,2-Dichloroethene	ND	0.020	--	ND	0.079	--		1
1,1-Dichloroethane	ND	0.020	--	ND	0.081	--		1
Methyl tert butyl ether	ND	0.200	--	ND	0.721	--		1
2-Butanone	0.980	0.500	--	2.89	1.47	--		1
cis-1,2-Dichloroethene	ND	0.020	--	ND	0.079	--		1
Chloroform	0.081	0.020	--	0.396	0.098	--		1
1,2-Dichloroethane	0.020	0.020	--	0.081	0.081	--		1
n-Hexane	0.209	0.200	--	0.737	0.705	--		1
1,1,1-Trichloroethane	ND	0.020	--	ND	0.109	--		1
Benzene	0.461	0.100	--	1.47	0.319	--		1
Carbon tetrachloride	0.052	0.020	--	0.327	0.126	--		1

Project Name: FORMER CLEANERS PRODUCT SUPPLY
Project Number: CO 151736/S 241123
Lab Number: L2609965
Report Date: 03/12/26

SAMPLE RESULTS

Lab ID: L2609965-01
Client ID: SVMP-101
Sample Location: 50-45 BARNETT AVE

Date Collected: 02/18/26 10:39
Date Received: 02/19/26
Field Prep: Not Specified

Sample Depth:

Parameter	ppbV Results	ppbV RL	ppbV MDL	ug/m3 Results	ug/m3 RL	ug/m3 MDL	Qualifier	Dilution Factor
Volatile Organics in Air by SIM - Mansfield Air Lab								
Cyclohexane	ND	0.200	--	ND	0.688	--		1
1,2-Dichloropropane	ND	0.020	--	ND	0.092	--		1
Bromodichloromethane	ND	0.020	--	ND	0.134	--		1
1,4-Dioxane	ND	0.100	--	ND	0.360	--		1
Trichloroethene	0.140	0.020	--	0.752	0.107	--		1
2,2,4-Trimethylpentane	ND	0.200	--	ND	0.934	--		1
Heptane	0.209	0.200	--	0.857	0.820	--		1
cis-1,3-Dichloropropene	ND	0.020	--	ND	0.091	--		1
4-Methyl-2-pentanone	ND	0.500	--	ND	2.05	--		1
trans-1,3-Dichloropropene	ND	0.020	--	ND	0.091	--		1
1,1,2-Trichloroethane	ND	0.020	--	ND	0.109	--		1
Toluene	0.959	0.100	--	3.61	0.377	--		1
Dibromochloromethane	ND	0.020	--	ND	0.170	--		1
1,2-Dibromoethane	ND	0.020	--	ND	0.154	--		1
Tetrachloroethene	19.6	0.020	--	133	0.136	--		1
Chlorobenzene	ND	0.100	--	ND	0.461	--		1
Ethylbenzene	0.143	0.020	--	0.621	0.087	--		1
p/m-Xylene	0.601	0.040	--	2.61	0.174	--		1
Bromoform	ND	0.020	--	ND	0.207	--		1
Styrene	0.073	0.020	--	0.311	0.085	--		1
1,1,2,2-Tetrachloroethane	ND	0.020	--	ND	0.137	--		1
o-Xylene	0.281	0.020	--	1.22	0.087	--		1
1,3,5-Trimethylbenzene	0.031	0.020	--	0.152	0.098	--		1
1,2,4-Trimethylbenzene	0.137	0.020	--	0.674	0.098	--		1
Benzyl chloride	ND	0.100	--	ND	0.518	--		1
1,3-Dichlorobenzene	ND	0.020	--	ND	0.120	--		1

Project Name: FORMER CLEANERS PRODUCT SUPPLY
Project Number: CO 151736/S 241123
Lab Number: L2609965
Report Date: 03/12/26

SAMPLE RESULTS

Lab ID: L2609965-01
Client ID: SVMP-101
Sample Location: 50-45 BARNETT AVE

Date Collected: 02/18/26 10:39
Date Received: 02/19/26
Field Prep: Not Specified

Sample Depth:

Parameter	ppbV Results	ppbV RL	ppbV MDL	ug/m3 Results	ug/m3 RL	ug/m3 MDL	Qualifier	Dilution Factor
Volatile Organics in Air by SIM - Mansfield Air Lab								
1,4-Dichlorobenzene	ND	0.020	--	ND	0.120	--		1
1,2-Dichlorobenzene	ND	0.020	--	ND	0.120	--		1
1,2,4-Trichlorobenzene	ND	0.050	--	ND	0.371	--		1
Naphthalene	ND	0.050	--	ND	0.262	--		1
Hexachlorobutadiene	ND	0.050	--	ND	0.533	--		1

Internal Standard	% Recovery	Qualifier	Acceptance Criteria
1,4-difluorobenzene	94		60-140
bromochloromethane	98		60-140
chlorobenzene-d5	95		60-140

Project Name: FORMER CLEANERS PRODUCT SUPPLY
Project Number: CO 151736/S 241123
Lab Number: L2609965
Report Date: 03/12/26

SAMPLE RESULTS

Lab ID: L2609965-02
Client ID: SVMP-102
Sample Location: 50-45 BARNETT AVE

Date Collected: 02/18/26 10:25
Date Received: 02/19/26
Field Prep: Not Specified

Sample Depth:
Matrix: Soil_Vapor
Anaytical Method: 48,TO-15-SIM
Analytical Date: 03/12/26 02:23
Analyst: TPH

	ppbV			ug/m3				
Parameter	**Results**	**RL**	**MDL**	**Results**	**RL**	**MDL**	**Qualifier**	**Dilution Factor**
Volatile Organics in Air by SIM - Mansfield Air Lab								
Dichlorodifluoromethane	0.455	0.200	--	2.25	0.989	--		1
Chloromethane	ND	0.200	--	ND	0.413	--		1
Freon-114	ND	0.050	--	ND	0.349	--		1
Vinyl chloride	ND	0.020	--	ND	0.051	--		1
Bromomethane	ND	0.020	--	ND	0.078	--		1
Chloroethane	ND	0.100	--	ND	0.264	--		1
Ethanol	ND	5.00	--	ND	9.42	--		1
Trichlorofluoromethane	0.196	0.050	--	1.10	0.281	--		1
1,1-Dichloroethene	ND	0.020	--	ND	0.079	--		1
Tert-Butyl Alcohol	ND	0.500	--	ND	1.52	--		1
Methylene chloride	ND	0.500	--	ND	1.74	--		1
Freon-113	0.062	0.050	--	0.475	0.383	--		1
trans-1,2-Dichloroethene	ND	0.020	--	ND	0.079	--		1
1,1-Dichloroethane	ND	0.020	--	ND	0.081	--		1
Methyl tert butyl ether	ND	0.200	--	ND	0.721	--		1
2-Butanone	ND	0.500	--	ND	1.47	--		1
cis-1,2-Dichloroethene	ND	0.020	--	ND	0.079	--		1
Chloroform	0.054	0.020	--	0.264	0.098	--		1
1,2-Dichloroethane	ND	0.020	--	ND	0.081	--		1
n-Hexane	0.607	0.200	--	2.14	0.705	--		1
1,1,1-Trichloroethane	ND	0.020	--	ND	0.109	--		1
Benzene	0.321	0.100	--	1.03	0.319	--		1
Carbon tetrachloride	0.069	0.020	--	0.434	0.126	--		1

Project Name: FORMER CLEANERS PRODUCT SUPPLY
Project Number: CO 151736/S 241123
Lab Number: L2609965
Report Date: 03/12/26

SAMPLE RESULTS

Lab ID: L2609965-02
Client ID: SVMP-102
Sample Location: 50-45 BARNETT AVE

Date Collected: 02/18/26 10:25
Date Received: 02/19/26
Field Prep: Not Specified

Sample Depth:

Parameter	ppbV Results	ppbV RL	ppbV MDL	ug/m3 Results	ug/m3 RL	ug/m3 MDL	Qualifier	Dilution Factor
Volatile Organics in Air by SIM - Mansfield Air Lab								
Cyclohexane	ND	0.200	--	ND	0.688	--		1
1,2-Dichloropropane	ND	0.020	--	ND	0.092	--		1
Bromodichloromethane	ND	0.020	--	ND	0.134	--		1
1,4-Dioxane	ND	0.100	--	ND	0.360	--		1
Trichloroethene	0.035	0.020	--	0.188	0.107	--		1
2,2,4-Trimethylpentane	0.372	0.200	--	1.74	0.934	--		1
Heptane	0.205	0.200	--	0.840	0.820	--		1
cis-1,3-Dichloropropene	ND	0.020	--	ND	0.091	--		1
4-Methyl-2-pentanone	ND	0.500	--	ND	2.05	--		1
trans-1,3-Dichloropropene	ND	0.020	--	ND	0.091	--		1
1,1,2-Trichloroethane	ND	0.020	--	ND	0.109	--		1
Toluene	0.812	0.100	--	3.06	0.377	--		1
Dibromochloromethane	ND	0.020	--	ND	0.170	--		1
1,2-Dibromoethane	ND	0.020	--	ND	0.154	--		1
Tetrachloroethene	0.472	0.020	--	3.20	0.136	--		1
Chlorobenzene	ND	0.100	--	ND	0.461	--		1
Ethylbenzene	0.134	0.020	--	0.582	0.087	--		1
p/m-Xylene	0.529	0.040	--	2.30	0.174	--		1
Bromoform	ND	0.020	--	ND	0.207	--		1
Styrene	0.046	0.020	--	0.196	0.085	--		1
1,1,2,2-Tetrachloroethane	ND	0.020	--	ND	0.137	--		1
o-Xylene	ND	0.020	--	ND	0.087	--		1
1,3,5-Trimethylbenzene	0.031	0.020	--	0.152	0.098	--		1
1,2,4-Trimethylbenzene	0.123	0.020	--	0.605	0.098	--		1
Benzyl chloride	ND	0.100	--	ND	0.518	--		1
1,3-Dichlorobenzene	ND	0.020	--	ND	0.120	--		1

Project Name: FORMER CLEANERS PRODUCT SUPPLY
Project Number: CO 151736/S 241123
Lab Number: L2609965
Report Date: 03/12/26

SAMPLE RESULTS

Lab ID: L2609965-02
Client ID: SVMP-102
Sample Location: 50-45 BARNETT AVE

Date Collected: 02/18/26 10:25
Date Received: 02/19/26
Field Prep: Not Specified

Sample Depth:

Parameter	ppbV Results	ppbV RL	ppbV MDL	ug/m3 Results	ug/m3 RL	ug/m3 MDL	Qualifier	Dilution Factor
Volatile Organics in Air by SIM - Mansfield Air Lab								
1,4-Dichlorobenzene	ND	0.020	--	ND	0.120	--		1
1,2-Dichlorobenzene	ND	0.020	--	ND	0.120	--		1
1,2,4-Trichlorobenzene	ND	0.050	--	ND	0.371	--		1
Naphthalene	ND	0.050	--	ND	0.262	--		1
Hexachlorobutadiene	ND	0.050	--	ND	0.533	--		1

Internal Standard	% Recovery	Qualifier	Acceptance Criteria
1,4-difluorobenzene	96		60-140
bromochloromethane	100		60-140
chlorobenzene-d5	98		60-140

Project Name: FORMER CLEANERS PRODUCT SUPPLY
Project Number: CO 151736/S 241123
Lab Number: L2609965
Report Date: 03/12/26

SAMPLE RESULTS

Lab ID: L2609965-03
Client ID: SVMP-103
Sample Location: 50-45 BARNETT AVE

Date Collected: 02/18/26 10:36
Date Received: 02/19/26
Field Prep: Not Specified

Sample Depth:
Matrix: Soil_Vapor
Anaytical Method: 48,TO-15-SIM
Analytical Date: 03/12/26 03:00
Analyst: TPH

	ppbV			ug/m3				
Parameter	**Results**	**RL**	**MDL**	**Results**	**RL**	**MDL**	**Qualifier**	**Dilution Factor**
Volatile Organics in Air by SIM - Mansfield Air Lab								
Dichlorodifluoromethane	0.442	0.200	--	2.19	0.989	--		1
Chloromethane	1.10	0.200	--	2.27	0.413	--		1
Freon-114	ND	0.050	--	ND	0.349	--		1
Vinyl chloride	ND	0.020	--	ND	0.051	--		1
Bromomethane	ND	0.020	--	ND	0.078	--		1
Chloroethane	ND	0.100	--	ND	0.264	--		1
Ethanol	ND	5.00	--	ND	9.42	--		1
Trichlorofluoromethane	0.183	0.050	--	1.03	0.281	--		1
1,1-Dichloroethene	ND	0.020	--	ND	0.079	--		1
Tert-Butyl Alcohol	ND	0.500	--	ND	1.52	--		1
Methylene chloride	ND	0.500	--	ND	1.74	--		1
Freon-113	0.061	0.050	--	0.468	0.383	--		1
trans-1,2-Dichloroethene	ND	0.020	--	ND	0.079	--		1
1,1-Dichloroethane	ND	0.020	--	ND	0.081	--		1
Methyl tert butyl ether	ND	0.200	--	ND	0.721	--		1
2-Butanone	0.925	0.500	--	2.73	1.47	--		1
cis-1,2-Dichloroethene	ND	0.020	--	ND	0.079	--		1
Chloroform	0.092	0.020	--	0.449	0.098	--		1
1,2-Dichloroethane	0.111	0.020	--	0.449	0.081	--		1
n-Hexane	0.580	0.200	--	2.04	0.705	--		1
1,1,1-Trichloroethane	ND	0.020	--	ND	0.109	--		1
Benzene	0.744	0.100	--	2.38	0.319	--		1
Carbon tetrachloride	0.058	0.020	--	0.365	0.126	--		1

Project Name: FORMER CLEANERS PRODUCT SUPPLY
Project Number: CO 151736/S 241123
Lab Number: L2609965
Report Date: 03/12/26

SAMPLE RESULTS

Lab ID: L2609965-03
Client ID: SVMP-103
Sample Location: 50-45 BARNETT AVE

Date Collected: 02/18/26 10:36
Date Received: 02/19/26
Field Prep: Not Specified

Sample Depth:

Parameter	ppbV Results	ppbV RL	ppbV MDL	ug/m3 Results	ug/m3 RL	ug/m3 MDL	Qualifier	Dilution Factor
Volatile Organics in Air by SIM - Mansfield Air Lab								
Cyclohexane	ND	0.200	--	ND	0.688	--		1
1,2-Dichloropropane	ND	0.020	--	ND	0.092	--		1
Bromodichloromethane	ND	0.020	--	ND	0.134	--		1
1,4-Dioxane	0.716	0.100	--	2.58	0.360	--		1
Trichloroethene	ND	0.020	--	ND	0.107	--		1
2,2,4-Trimethylpentane	0.358	0.200	--	1.67	0.934	--		1
Heptane	0.288	0.200	--	1.18	0.820	--		1
cis-1,3-Dichloropropene	ND	0.020	--	ND	0.091	--		1
4-Methyl-2-pentanone	ND	0.500	--	ND	2.05	--		1
trans-1,3-Dichloropropene	ND	0.020	--	ND	0.091	--		1
1,1,2-Trichloroethane	ND	0.020	--	ND	0.109	--		1
Toluene	0.894	0.100	--	3.37	0.377	--		1
Dibromochloromethane	ND	0.020	--	ND	0.170	--		1
1,2-Dibromoethane	ND	0.020	--	ND	0.154	--		1
Tetrachloroethene	0.532	0.020	--	3.61	0.136	--		1
Chlorobenzene	ND	0.100	--	ND	0.461	--		1
Ethylbenzene	0.138	0.020	--	0.599	0.087	--		1
p/m-Xylene	0.440	0.040	--	1.91	0.174	--		1
Bromoform	ND	0.020	--	ND	0.207	--		1
Styrene	0.047	0.020	--	0.200	0.085	--		1
1,1,2,2-Tetrachloroethane	ND	0.020	--	ND	0.137	--		1
o-Xylene	0.204	0.020	--	0.886	0.087	--		1
1,3,5-Trimethylbenzene	0.029	0.020	--	0.143	0.098	--		1
1,2,4-Trimethylbenzene	0.114	0.020	--	0.560	0.098	--		1
Benzyl chloride	ND	0.100	--	ND	0.518	--		1
1,3-Dichlorobenzene	ND	0.020	--	ND	0.120	--		1

Project Name: FORMER CLEANERS PRODUCT SUPPLY
Project Number: CO 151736/S 241123
Lab Number: L2609965
Report Date: 03/12/26

SAMPLE RESULTS

Lab ID: L2609965-03
Client ID: SVMP-103
Sample Location: 50-45 BARNETT AVE

Date Collected: 02/18/26 10:36
Date Received: 02/19/26
Field Prep: Not Specified

Sample Depth:

Parameter	ppbV Results	ppbV RL	ppbV MDL	ug/m3 Results	ug/m3 RL	ug/m3 MDL	Qualifier	Dilution Factor
Volatile Organics in Air by SIM - Mansfield Air Lab								
1,4-Dichlorobenzene	ND	0.020	--	ND	0.120	--		1
1,2-Dichlorobenzene	ND	0.020	--	ND	0.120	--		1
1,2,4-Trichlorobenzene	ND	0.050	--	ND	0.371	--		1
Naphthalene	ND	0.050	--	ND	0.262	--		1
Hexachlorobutadiene	ND	0.050	--	ND	0.533	--		1

Internal Standard	% Recovery	Qualifier	Acceptance Criteria
1,4-difluorobenzene	99		60-140
bromochloromethane	102		60-140
chlorobenzene-d5	100		60-140

Project Name: FORMER CLEANERS PRODUCT SUPPLY
Project Number: CO 151736/S 241123
Lab Number: L2609965
Report Date: 03/12/26

SAMPLE RESULTS

Lab ID: L2609965-04
Client ID: SVMP-X
Sample Location: 50-45 BARNETT AVE

Date Collected: 02/18/26 00:00
Date Received: 02/19/26
Field Prep: Not Specified

Sample Depth:
Matrix: Soil_Vapor
Anaytical Method: 48,TO-15-SIM
Analytical Date: 03/12/26 03:38
Analyst: TPH

	ppbV			ug/m3				
Parameter	**Results**	**RL**	**MDL**	**Results**	**RL**	**MDL**	**Qualifier**	**Dilution Factor**
Volatile Organics in Air by SIM - Mansfield Air Lab								
Dichlorodifluoromethane	0.452	0.200	--	2.24	0.989	--		1
Chloromethane	ND	0.200	--	ND	0.413	--		1
Freon-114	ND	0.050	--	ND	0.349	--		1
Vinyl chloride	ND	0.020	--	ND	0.051	--		1
Bromomethane	ND	0.020	--	ND	0.078	--		1
Chloroethane	ND	0.100	--	ND	0.264	--		1
Ethanol	ND	5.00	--	ND	9.42	--		1
Trichlorofluoromethane	0.194	0.050	--	1.09	0.281	--		1
1,1-Dichloroethene	ND	0.020	--	ND	0.079	--		1
Tert-Butyl Alcohol	ND	0.500	--	ND	1.52	--		1
Methylene chloride	ND	0.500	--	ND	1.74	--		1
Freon-113	0.063	0.050	--	0.483	0.383	--		1
trans-1,2-Dichloroethene	ND	0.020	--	ND	0.079	--		1
1,1-Dichloroethane	ND	0.020	--	ND	0.081	--		1
Methyl tert butyl ether	ND	0.200	--	ND	0.721	--		1
2-Butanone	0.748	0.500	--	2.21	1.47	--		1
cis-1,2-Dichloroethene	ND	0.020	--	ND	0.079	--		1
Chloroform	0.034	0.020	--	0.166	0.098	--		1
1,2-Dichloroethane	0.023	0.020	--	0.093	0.081	--		1
n-Hexane	0.471	0.200	--	1.66	0.705	--		1
1,1,1-Trichloroethane	ND	0.020	--	ND	0.109	--		1
Benzene	1.04	0.100	--	3.32	0.319	--		1
Carbon tetrachloride	0.066	0.020	--	0.415	0.126	--		1

Project Name: FORMER CLEANERS PRODUCT SUPPLY
Project Number: CO 151736/S 241123
Lab Number: L2609965
Report Date: 03/12/26

SAMPLE RESULTS

Lab ID: L2609965-04
Client ID: SVMP-X
Sample Location: 50-45 BARNETT AVE

Date Collected: 02/18/26 00:00
Date Received: 02/19/26
Field Prep: Not Specified

Sample Depth:

Parameter	ppbV Results	ppbV RL	ppbV MDL	ug/m3 Results	ug/m3 RL	ug/m3 MDL	Qualifier	Dilution Factor
Volatile Organics in Air by SIM - Mansfield Air Lab								
Cyclohexane	ND	0.200	--	ND	0.688	--		1
1,2-Dichloropropane	ND	0.020	--	ND	0.092	--		1
Bromodichloromethane	ND	0.020	--	ND	0.134	--		1
1,4-Dioxane	0.174	0.100	--	0.627	0.360	--		1
Trichloroethene	0.042	0.020	--	0.226	0.107	--		1
2,2,4-Trimethylpentane	0.374	0.200	--	1.75	0.934	--		1
Heptane	0.248	0.200	--	1.02	0.820	--		1
cis-1,3-Dichloropropene	ND	0.020	--	ND	0.091	--		1
4-Methyl-2-pentanone	ND	0.500	--	ND	2.05	--		1
trans-1,3-Dichloropropene	ND	0.020	--	ND	0.091	--		1
1,1,2-Trichloroethane	ND	0.020	--	ND	0.109	--		1
Toluene	1.02	0.100	--	3.84	0.377	--		1
Dibromochloromethane	ND	0.020	--	ND	0.170	--		1
1,2-Dibromoethane	ND	0.020	--	ND	0.154	--		1
Tetrachloroethene	0.231	0.020	--	1.57	0.136	--		1
Chlorobenzene	ND	0.100	--	ND	0.461	--		1
Ethylbenzene	0.236	0.020	--	1.03	0.087	--		1
p/m-Xylene	0.619	0.040	--	2.69	0.174	--		1
Bromoform	ND	0.020	--	ND	0.207	--		1
Styrene	0.062	0.020	--	0.264	0.085	--		1
1,1,2,2-Tetrachloroethane	ND	0.020	--	ND	0.137	--		1
o-Xylene	0.278	0.020	--	1.21	0.087	--		1
1,3,5-Trimethylbenzene	0.039	0.020	--	0.192	0.098	--		1
1,2,4-Trimethylbenzene	0.133	0.020	--	0.654	0.098	--		1
Benzyl chloride	ND	0.100	--	ND	0.518	--		1
1,3-Dichlorobenzene	ND	0.020	--	ND	0.120	--		1

Project Name: FORMER CLEANERS PRODUCT SUPPLY
Project Number: CO 151736/S 241123
Lab Number: L2609965
Report Date: 03/12/26

SAMPLE RESULTS

Lab ID: L2609965-04
Client ID: SVMP-X
Sample Location: 50-45 BARNETT AVE

Date Collected: 02/18/26 00:00
Date Received: 02/19/26
Field Prep: Not Specified

Sample Depth:

Parameter	ppbV Results	ppbV RL	ppbV MDL	ug/m3 Results	ug/m3 RL	ug/m3 MDL	Qualifier	Dilution Factor
Volatile Organics in Air by SIM - Mansfield Air Lab								
1,4-Dichlorobenzene	ND	0.020	--	ND	0.120	--		1
1,2-Dichlorobenzene	ND	0.020	--	ND	0.120	--		1
1,2,4-Trichlorobenzene	ND	0.050	--	ND	0.371	--		1
Naphthalene	ND	0.050	--	ND	0.262	--		1
Hexachlorobutadiene	ND	0.050	--	ND	0.533	--		1

Internal Standard	% Recovery	Qualifier	Acceptance Criteria
1,4-difluorobenzene	98		60-140
bromochloromethane	101		60-140
chlorobenzene-d5	99		60-140

Project Name: FORMER CLEANERS PRODUCT SUPPLY **Lab Number:** L2609965

Project Number: CO 151736/S 241123 **Report Date:** 03/12/26

Method Blank Analysis
Batch Quality Control

Analytical Method: 48,TO-15-SIM
Analytical Date: 03/11/26 16:49

Parameter	ppbV Results	ppbV RL	ppbV MDL	ug/m3 Results	ug/m3 RL	ug/m3 MDL	Qualifier	Dilution Factor
Volatile Organics in Air by SIM - Mansfield Air Lab for sample(s): 01-04 Batch: WG2184078-4								
Dichlorodifluoromethane	ND	0.200	--	ND	0.989	--		1
Chloromethane	ND	0.200	--	ND	0.413	--		1
Freon-114	ND	0.050	--	ND	0.349	--		1
Vinyl chloride	ND	0.020	--	ND	0.051	--		1
Bromomethane	ND	0.020	--	ND	0.078	--		1
Chloroethane	ND	0.100	--	ND	0.264	--		1
Ethanol	ND	5.00	--	ND	9.42	--		1
Trichlorofluoromethane	ND	0.050	--	ND	0.281	--		1
1,1-Dichloroethene	ND	0.020	--	ND	0.079	--		1
Tert-Butyl Alcohol	ND	0.500	--	ND	1.52	--		1
Methylene chloride	ND	0.500	--	ND	1.74	--		1
Freon-113	ND	0.050	--	ND	0.383	--		1
trans-1,2-Dichloroethene	ND	0.020	--	ND	0.079	--		1
1,1-Dichloroethane	ND	0.020	--	ND	0.081	--		1
Methyl tert butyl ether	ND	0.200	--	ND	0.721	--		1
2-Butanone	ND	0.500	--	ND	1.47	--		1
cis-1,2-Dichloroethene	ND	0.020	--	ND	0.079	--		1
Chloroform	ND	0.020	--	ND	0.098	--		1
1,2-Dichloroethane	ND	0.020	--	ND	0.081	--		1
n-Hexane	ND	0.200	--	ND	0.705	--		1
1,1,1-Trichloroethane	ND	0.020	--	ND	0.109	--		1
Benzene	ND	0.100	--	ND	0.319	--		1
Carbon tetrachloride	ND	0.020	--	ND	0.126	--		1
Cyclohexane	ND	0.200	--	ND	0.688	--		1
1,2-Dichloropropane	ND	0.020	--	ND	0.092	--		1

Project Name: FORMER CLEANERS PRODUCT SUPPLY **Lab Number:** L2609965

Project Number: CO 151736/S 241123 **Report Date:** 03/12/26

Method Blank Analysis
Batch Quality Control

Analytical Method: 48,TO-15-SIM
Analytical Date: 03/11/26 16:49

Parameter	ppbV Results	ppbV RL	ppbV MDL	ug/m3 Results	ug/m3 RL	ug/m3 MDL	Qualifier	Dilution Factor
Volatile Organics in Air by SIM - Mansfield Air Lab for sample(s): 01-04 Batch: WG2184078-4								
Bromodichloromethane	ND	0.020	--	ND	0.134	--		1
1,4-Dioxane	ND	0.100	--	ND	0.360	--		1
Trichloroethene	ND	0.020	--	ND	0.107	--		1
2,2,4-Trimethylpentane	ND	0.200	--	ND	0.934	--		1
Heptane	ND	0.200	--	ND	0.820	--		1
cis-1,3-Dichloropropene	ND	0.020	--	ND	0.091	--		1
4-Methyl-2-pentanone	ND	0.500	--	ND	2.05	--		1
trans-1,3-Dichloropropene	ND	0.020	--	ND	0.091	--		1
1,1,2-Trichloroethane	ND	0.020	--	ND	0.109	--		1
Toluene	ND	0.100	--	ND	0.377	--		1
Dibromochloromethane	ND	0.020	--	ND	0.170	--		1
1,2-Dibromoethane	ND	0.020	--	ND	0.154	--		1
Tetrachloroethene	ND	0.020	--	ND	0.136	--		1
Chlorobenzene	ND	0.100	--	ND	0.461	--		1
Ethylbenzene	ND	0.020	--	ND	0.087	--		1
p/m-Xylene	ND	0.040	--	ND	0.174	--		1
Bromoform	ND	0.020	--	ND	0.207	--		1
Styrene	ND	0.020	--	ND	0.085	--		1
1,1,2,2-Tetrachloroethane	ND	0.020	--	ND	0.137	--		1
o-Xylene	ND	0.020	--	ND	0.087	--		1
1,3,5-Trimethylbenzene	ND	0.020	--	ND	0.098	--		1
1,2,4-Trimethylbenzene	ND	0.020	--	ND	0.098	--		1
Benzyl chloride	ND	0.100	--	ND	0.518	--		1
1,3-Dichlorobenzene	ND	0.020	--	ND	0.120	--		1
1,4-Dichlorobenzene	ND	0.020	--	ND	0.120	--		1

Project Name: FORMER CLEANERS PRODUCT SUPPLY
Project Number: CO 151736/S 241123
Lab Number: L2609965
Report Date: 03/12/26

Method Blank Analysis
Batch Quality Control

Analytical Method: 48,TO-15-SIM
Analytical Date: 03/11/26 16:49

Parameter	ppbV Results	ppbV RL	ppbV MDL	ug/m3 Results	ug/m3 RL	ug/m3 MDL	Qualifier	Dilution Factor
Volatile Organics in Air by SIM - Mansfield Air Lab for sample(s): 01-04 Batch: WG2184078-4								
1,2-Dichlorobenzene	ND	0.020	--	ND	0.120	--		1
1,2,4-Trichlorobenzene	ND	0.050	--	ND	0.371	--		1
Naphthalene	ND	0.050	--	ND	0.262	--		1
Hexachlorobutadiene	ND	0.050	--	ND	0.533	--		1

Lab Control Sample Analysis
Batch Quality Control

Project Name: FORMER CLEANERS PRODUCT SUPPLY
Project Number: CO 151736/S 241123

Lab Number: L2609965
Report Date: 03/12/26

Parameter	LCS %Recovery	Qual	LCSD %Recovery	Qual	%Recovery Limits	RPD	Qual	RPD Limits
Volatile Organics in Air by SIM - Mansfield Air Lab Associated sample(s): 01-04 Batch: WG2184078-3								
Dichlorodifluoromethane	90		-		70-130	-		
Chloromethane	82		-		70-130	-		
Freon-114	87		-		70-130	-		
Vinyl chloride	87		-		70-130	-		
Bromomethane	94		-		70-130	-		
Chloroethane	82		-		70-130	-		
Ethanol	95		-		40-160	-		
Trichlorofluoromethane	86		-		70-130	-		
1,1-Dichloroethene	92		-		70-130	-		
Tert-Butyl Alcohol[1]	85		-		70-130	-		
Methylene chloride	99		-		70-130	-		
Freon-113	93		-		70-130	-		
trans-1,2-Dichloroethene	95		-		70-130	-		
1,1-Dichloroethane	88		-		70-130	-		
Methyl tert butyl ether	92		-		70-130	-		
2-Butanone	96		-		70-130	-		
cis-1,2-Dichloroethene	89		-		70-130	-		
Chloroform	91		-		70-130	-		
1,2-Dichloroethane	84		-		70-130	-		

Lab Control Sample Analysis
Batch Quality Control

Project Name: FORMER CLEANERS PRODUCT SUPPLY
Project Number: CO 151736/S 241123

Lab Number: L2609965
Report Date: 03/12/26

Parameter	LCS %Recovery	Qual	LCSD %Recovery	Qual	%Recovery Limits	RPD	Qual	RPD Limits
Volatile Organics in Air by SIM - Mansfield Air Lab Associated sample(s): 01-04 Batch: WG2184078-3								
n-Hexane	104		-		70-130	-		
1,1,1-Trichloroethane	88		-		70-130	-		
Benzene	95		-		70-130	-		
Carbon tetrachloride	93		-		70-130	-		
Cyclohexane	108		-		70-130	-		
1,2-Dichloropropane	94		-		70-130	-		
Bromodichloromethane	107		-		70-130	-		
1,4-Dioxane	111		-		70-130	-		
Trichloroethene	96		-		70-130	-		
2,2,4-Trimethylpentane	109		-		70-130	-		
Heptane	105		-		70-130	-		
cis-1,3-Dichloropropene	120		-		70-130	-		
4-Methyl-2-pentanone	103		-		70-130	-		
trans-1,3-Dichloropropene	130		-		70-130	-		
1,1,2-Trichloroethane	97		-		70-130	-		
Toluene	95		-		70-130	-		
Dibromochloromethane	103		-		70-130	-		
1,2-Dibromoethane	100		-		70-130	-		
Tetrachloroethene	92		-		70-130	-		

Lab Control Sample Analysis
Batch Quality Control

Project Name: FORMER CLEANERS PRODUCT SUPPLY
Project Number: CO 151736/S 241123

Lab Number: L2609965
Report Date: 03/12/26

Parameter	LCS %Recovery	Qual	LCSD %Recovery	Qual	%Recovery Limits	RPD	Qual	RPD Limits
Volatile Organics in Air by SIM - Mansfield Air Lab Associated sample(s): 01-04 Batch: WG2184078-3								
Chlorobenzene	91		-		70-130	-		
Ethylbenzene	93		-		70-130	-		
p/m-Xylene	96		-		70-130	-		
Bromoform	108		-		70-130	-		
Styrene	101		-		70-130	-		
1,1,2,2-Tetrachloroethane	98		-		70-130	-		
o-Xylene	95		-		70-130	-		
1,3,5-Trimethylbenzene	96		-		70-130	-		
1,2,4-Trimethylbenzene	96		-		70-130	-		
Benzyl chloride	81		-		70-130	-		
1,3-Dichlorobenzene	95		-		70-130	-		
1,4-Dichlorobenzene	95		-		70-130	-		
1,2-Dichlorobenzene	93		-		70-130	-		
1,2,4-Trichlorobenzene	93		-		70-130	-		
Naphthalene	75		-		70-130	-		
Hexachlorobutadiene	84		-		70-130	-		

Project Name: FORMER CLEANERS PRODUCT SUPPLY

Lab Number: L2609965

Project Number: CO 151736/S 241123

Report Date: 03/12/26

Canister and Flow Controller Information

Samplenum	Client ID	Media ID	Media Type	Date Prepared	Bottle Order	Cleaning Batch ID	Can Leak Check	Initial Pressure (in. Hg)	Pressure on Receipt	Flow Controler Leak Chk	Flow Out mL/min	Flow In	% RPD
L2609965-01	SVMP-101	03039	Flow 2	01/16/26	551485		-	-	-	Pass	40.0	40.3	1
L2609965-01	SVMP-101	5869	6.0L TO Can	01/16/26	551485	L2601926-07	Pass	-28.6	-4.2	-	-	-	-
L2609965-02	SVMP-102	01039	Flow 2	01/16/26	551485		-	-	-	Pass	40.0	41.5	4
L2609965-02	SVMP-102	2486	6.0L Can	01/16/26	551485	L2601926-07	Pass	-28.7	-1.1	-	-	-	-
L2609965-03	SVMP-103	02087	Flow 2	01/16/26	551485		-	-	-	Pass	39.9	43.0	7
L2609965-03	SVMP-103	4726	6.0L Can	01/16/26	551485	L2601926-07	Pass	-28.6	-1.1	-	-	-	-
L2609965-04	SVMP-X	03028	Flow 4	01/16/26	551485		-	-	-	Pass	40.0	40.7	2
L2609965-04	SVMP-X	1819	6.0L Can	01/16/26	551485	L2601926-07	Pass	-28.6	-3.2	-	-	-	-

Project Name: BATCH CANISTER CERTIFICATION
Project Number: CANISTER QC BAT
Lab Number: L2601926
Report Date: 03/12/26

Air Canister Certification Results

Lab ID: L2601926-07
Client ID: CAN 3234 SHELF 93
Sample Location:

Date Collected: 01/13/26 09:11
Date Received: 01/13/26
Field Prep: Not Specified

Sample Depth:
Matrix: Air
Anaytical Method: 48,TO-15
Analytical Date: 01/14/26 03:51
Analyst: KMH

	ppbV			ug/m3				
Parameter	**Results**	**RL**	**MDL**	**Results**	**RL**	**MDL**	**Qualifier**	**Dilution Factor**
Volatile Organics in Air - Mansfield Air Lab								
Chlorodifluoromethane	ND	0.200	--	ND	0.707	--		1
Propylene	ND	0.500	--	ND	0.861	--		1
Propane	0.931	0.500	--	1.68	0.902	--		1
Dichlorodifluoromethane	ND	0.200	--	ND	0.989	--		1
Chloromethane	ND	0.200	--	ND	0.413	--		1
Freon-114	ND	0.200	--	ND	1.40	--		1
Methanol	ND	5.00	--	ND	6.55	--		1
Vinyl chloride	ND	0.200	--	ND	0.511	--		1
1,3-Butadiene	ND	0.200	--	ND	0.442	--		1
Butane	ND	0.200	--	ND	0.475	--		1
Bromomethane	ND	0.200	--	ND	0.777	--		1
Chloroethane	ND	0.200	--	ND	0.528	--		1
Ethanol	ND	5.00	--	ND	9.42	--		1
Dichlorofluoromethane	ND	0.200	--	ND	0.842	--		1
Vinyl bromide	ND	0.200	--	ND	0.874	--		1
Acrolein	ND	0.500	--	ND	1.15	--		1
Acetone	ND	1.00	--	ND	2.38	--		1
Acetonitrile	ND	0.200	--	ND	0.336	--		1
Trichlorofluoromethane	ND	0.200	--	ND	1.12	--		1
Isopropanol	ND	1.00	--	ND	2.46	--		1
Acrylonitrile	ND	0.500	--	ND	1.09	--		1
Pentane	ND	0.200	--	ND	0.590	--		1
Ethyl ether	ND	0.200	--	ND	0.606	--		1
1,1-Dichloroethene	ND	0.200	--	ND	0.793	--		1

Project Name: BATCH CANISTER CERTIFICATION
Project Number: CANISTER QC BAT
Lab Number: L2601926
Report Date: 03/12/26

Air Canister Certification Results

Lab ID: L2601926-07
Client ID: CAN 3234 SHELF 93
Sample Location:

Date Collected: 01/13/26 09:11
Date Received: 01/13/26
Field Prep: Not Specified

Sample Depth:

Parameter	ppbV Results	ppbV RL	ppbV MDL	ug/m3 Results	ug/m3 RL	ug/m3 MDL	Qualifier	Dilution Factor
Volatile Organics in Air - Mansfield Air Lab								
Tertiary butyl Alcohol	ND	0.500	--	ND	1.52	--		1
Methylene chloride	ND	0.500	--	ND	1.74	--		1
3-Chloropropene	ND	0.200	--	ND	0.626	--		1
Carbon disulfide	ND	0.200	--	ND	0.623	--		1
Freon-113	ND	0.200	--	ND	1.53	--		1
trans-1,2-Dichloroethene	ND	0.200	--	ND	0.793	--		1
1,1-Dichloroethane	ND	0.200	--	ND	0.809	--		1
Methyl tert butyl ether	ND	0.200	--	ND	0.721	--		1
Vinyl acetate	ND	1.00	--	ND	3.52	--		1
2-Butanone	ND	0.500	--	ND	1.47	--		1
Xylenes, total	ND	0.600	--	ND	0.869	--		1
cis-1,2-Dichloroethene	ND	0.200	--	ND	0.793	--		1
Ethyl Acetate	ND	0.500	--	ND	1.80	--		1
Chloroform	ND	0.200	--	ND	0.977	--		1
Tetrahydrofuran	ND	0.500	--	ND	1.47	--		1
2,2-Dichloropropane	ND	0.200	--	ND	0.924	--		1
1,2-Dichloroethane	ND	0.200	--	ND	0.809	--		1
n-Hexane	ND	0.200	--	ND	0.705	--		1
Diisopropyl ether	ND	0.200	--	ND	0.836	--		1
tert-Butyl Ethyl Ether	ND	0.200	--	ND	0.836	--		1
1,2-Dichloroethene (total)	ND	1.00	--	ND	1.00	--		1
1,1,1-Trichloroethane	ND	0.200	--	ND	1.09	--		1
1,1-Dichloropropene	ND	0.200	--	ND	0.908	--		1
Benzene	ND	0.200	--	ND	0.639	--		1
Carbon tetrachloride	ND	0.200	--	ND	1.26	--		1
Cyclohexane	ND	0.200	--	ND	0.688	--		1
tert-Amyl Methyl Ether	ND	0.200	--	ND	0.836	--		1

Project Name: BATCH CANISTER CERTIFICATION **Lab Number:** L2601926

Project Number: CANISTER QC BAT **Report Date:** 03/12/26

Air Canister Certification Results

Lab ID: L2601926-07
Client ID: CAN 3234 SHELF 93
Sample Location:

Date Collected: 01/13/26 09:11
Date Received: 01/13/26
Field Prep: Not Specified

Sample Depth:

Parameter	ppbV Results	ppbV RL	ppbV MDL	ug/m3 Results	ug/m3 RL	ug/m3 MDL	Qualifier	Dilution Factor
Volatile Organics in Air - Mansfield Air Lab								
Dibromomethane	ND	0.200	--	ND	1.42	--		1
1,2-Dichloropropane	ND	0.200	--	ND	0.924	--		1
Bromodichloromethane	ND	0.200	--	ND	1.34	--		1
1,4-Dioxane	ND	0.200	--	ND	0.721	--		1
Trichloroethene	ND	0.200	--	ND	1.07	--		1
2,2,4-Trimethylpentane	ND	0.200	--	ND	0.934	--		1
Methyl Methacrylate	ND	0.500	--	ND	2.05	--		1
Heptane	ND	0.200	--	ND	0.820	--		1
cis-1,3-Dichloropropene	ND	0.200	--	ND	0.908	--		1
4-Methyl-2-pentanone	ND	0.500	--	ND	2.05	--		1
trans-1,3-Dichloropropene	ND	0.200	--	ND	0.908	--		1
1,1,2-Trichloroethane	ND	0.200	--	ND	1.09	--		1
Toluene	ND	0.200	--	ND	0.754	--		1
1,3-Dichloropropane	ND	0.200	--	ND	0.924	--		1
2-Hexanone	ND	0.200	--	ND	0.820	--		1
Dibromochloromethane	ND	0.200	--	ND	1.70	--		1
1,2-Dibromoethane	ND	0.200	--	ND	1.54	--		1
Butyl acetate	ND	0.500	--	ND	2.38	--		1
Octane	ND	0.200	--	ND	0.934	--		1
Tetrachloroethene	ND	0.200	--	ND	1.36	--		1
1,1,1,2-Tetrachloroethane	ND	0.200	--	ND	1.37	--		1
Chlorobenzene	ND	0.200	--	ND	0.921	--		1
Ethylbenzene	ND	0.200	--	ND	0.869	--		1
p/m-Xylene	ND	0.400	--	ND	1.74	--		1
Bromoform	ND	0.200	--	ND	2.07	--		1
Styrene	ND	0.200	--	ND	0.852	--		1
1,1,2,2-Tetrachloroethane	ND	0.200	--	ND	1.37	--		1

Project Name: BATCH CANISTER CERTIFICATION
Project Number: CANISTER QC BAT
Lab Number: L2601926
Report Date: 03/12/26

Air Canister Certification Results

Lab ID: L2601926-07
Client ID: CAN 3234 SHELF 93
Sample Location:

Date Collected: 01/13/26 09:11
Date Received: 01/13/26
Field Prep: Not Specified

Sample Depth:

Parameter	ppbV Results	ppbV RL	ppbV MDL	ug/m3 Results	ug/m3 RL	ug/m3 MDL	Qualifier	Dilution Factor
Volatile Organics in Air - Mansfield Air Lab								
o-Xylene	ND	0.200	--	ND	0.869	--		1
1,2,3-Trichloropropane	ND	0.200	--	ND	1.21	--		1
Nonane	ND	0.200	--	ND	1.05	--		1
Isopropylbenzene	ND	0.200	--	ND	0.983	--		1
Bromobenzene	ND	0.200	--	ND	0.793	--		1
2-Chlorotoluene	ND	0.200	--	ND	1.04	--		1
n-Propylbenzene	ND	0.200	--	ND	0.983	--		1
4-Chlorotoluene	ND	0.200	--	ND	1.04	--		1
4-Ethyltoluene	ND	0.200	--	ND	0.983	--		1
1,3,5-Trimethylbenzene	ND	0.200	--	ND	0.983	--		1
tert-Butylbenzene	ND	0.200	--	ND	1.10	--		1
1,2,4-Trimethylbenzene	ND	0.200	--	ND	0.983	--		1
Decane	ND	0.200	--	ND	1.16	--		1
Benzyl chloride	ND	0.200	--	ND	1.04	--		1
1,3-Dichlorobenzene	ND	0.200	--	ND	1.20	--		1
1,4-Dichlorobenzene	ND	0.200	--	ND	1.20	--		1
sec-Butylbenzene	ND	0.200	--	ND	1.10	--		1
p-Isopropyltoluene	ND	0.200	--	ND	1.10	--		1
1,2-Dichlorobenzene	ND	0.200	--	ND	1.20	--		1
n-Butylbenzene	ND	0.200	--	ND	1.10	--		1
1,2-Dibromo-3-chloropropane	ND	0.200	--	ND	1.93	--		1
Undecane	ND	0.200	--	ND	1.28	--		1
Dodecane	ND	0.200	--	ND	1.39	--		1
1,2,4-Trichlorobenzene	ND	0.200	--	ND	1.48	--		1
Naphthalene	ND	0.200	--	ND	0.996	--		1
1,2,3-Trichlorobenzene	ND	0.200	--	ND	1.48	--		1
Hexachlorobutadiene	ND	0.200	--	ND	2.13	--		1

Project Name: BATCH CANISTER CERTIFICATION **Lab Number:** L2601926

Project Number: CANISTER QC BAT **Report Date:** 03/12/26

Air Canister Certification Results

Lab ID: L2601926-07
Client ID: CAN 3234 SHELF 93
Sample Location:

Date Collected: 01/13/26 09:11
Date Received: 01/13/26
Field Prep: Not Specified

Sample Depth:

Parameter	ppbV Results	ppbV RL	ppbV MDL	ug/m3 Results	ug/m3 RL	ug/m3 MDL	Qualifier	Dilution Factor
Volatile Organics in Air - Mansfield Air Lab								

	Results	Qualifier	Units	RDL	Dilution Factor
Tentatively Identified Compounds					

No Tentatively Identified Compounds

Internal Standard	% Recovery	Qualifier	Acceptance Criteria
1,4-Difluorobenzene	101		60-140
Bromochloromethane	105		60-140
chlorobenzene-d5	102		60-140

Project Name: BATCH CANISTER CERTIFICATION **Lab Number:** L2601926

Project Number: CANISTER QC BAT **Report Date:** 03/12/26

Air Canister Certification Results

Lab ID: L2601926-07
Client ID: CAN 3234 SHELF 93
Sample Location:

Date Collected: 01/13/26 09:11
Date Received: 01/13/26
Field Prep: Not Specified

Sample Depth:
Matrix: Air
Anaytical Method: 48,TO-15-SIM
Analytical Date: 01/14/26 03:51
Analyst: KMH

	ppbV			ug/m3				
Parameter	**Results**	**RL**	**MDL**	**Results**	**RL**	**MDL**	**Qualifier**	**Dilution Factor**
Volatile Organics in Air by SIM - Mansfield Air Lab								
Dichlorodifluoromethane	ND	0.200	--	ND	0.989	--		1
Chloromethane	ND	0.200	--	ND	0.413	--		1
Freon-114	ND	0.050	--	ND	0.349	--		1
Vinyl chloride	ND	0.020	--	ND	0.051	--		1
1,3-Butadiene	ND	0.020	--	ND	0.044	--		1
Bromomethane	ND	0.020	--	ND	0.078	--		1
Chloroethane	ND	0.100	--	ND	0.264	--		1
Acrolein	ND	0.050	--	ND	0.115	--		1
Acetone	ND	1.00	--	ND	2.38	--		1
Trichlorofluoromethane	ND	0.050	--	ND	0.281	--		1
Acrylonitrile	ND	0.500	--	ND	1.09	--		1
1,1-Dichloroethene	ND	0.020	--	ND	0.079	--		1
Methylene chloride	ND	0.500	--	ND	1.74	--		1
Freon-113	ND	0.050	--	ND	0.383	--		1
trans-1,2-Dichloroethene	ND	0.020	--	ND	0.079	--		1
1,1-Dichloroethane	ND	0.020	--	ND	0.081	--		1
Methyl tert butyl ether	ND	0.200	--	ND	0.721	--		1
2-Butanone	ND	0.500	--	ND	1.47	--		1
cis-1,2-Dichloroethene	ND	0.020	--	ND	0.079	--		1
Chloroform	ND	0.020	--	ND	0.098	--		1
1,2-Dichloroethane	ND	0.020	--	ND	0.081	--		1
1,1,1-Trichloroethane	ND	0.020	--	ND	0.109	--		1
Benzene	ND	0.100	--	ND	0.319	--		1
Carbon tetrachloride	ND	0.020	--	ND	0.126	--		1

Project Name: BATCH CANISTER CERTIFICATION
Project Number: CANISTER QC BAT

Lab Number: L2601926
Report Date: 03/12/26

Air Canister Certification Results

Lab ID: L2601926-07
Client ID: CAN 3234 SHELF 93
Sample Location:

Date Collected: 01/13/26 09:11
Date Received: 01/13/26
Field Prep: Not Specified

Sample Depth:

Parameter	ppbV Results	ppbV RL	ppbV MDL	ug/m3 Results	ug/m3 RL	ug/m3 MDL	Qualifier	Dilution Factor
Volatile Organics in Air by SIM - Mansfield Air Lab								
1,2-Dichloropropane	ND	0.020	--	ND	0.092	--		1
Bromodichloromethane	ND	0.020	--	ND	0.134	--		1
1,4-Dioxane	ND	0.100	--	ND	0.360	--		1
Trichloroethene	ND	0.020	--	ND	0.107	--		1
cis-1,3-Dichloropropene	ND	0.020	--	ND	0.091	--		1
4-Methyl-2-pentanone	ND	0.500	--	ND	2.05	--		1
trans-1,3-Dichloropropene	ND	0.020	--	ND	0.091	--		1
1,1,2-Trichloroethane	ND	0.020	--	ND	0.109	--		1
Toluene	ND	0.100	--	ND	0.377	--		1
Dibromochloromethane	ND	0.020	--	ND	0.170	--		1
1,2-Dibromoethane	ND	0.020	--	ND	0.154	--		1
Tetrachloroethene	ND	0.020	--	ND	0.136	--		1
1,1,1,2-Tetrachloroethane	ND	0.020	--	ND	0.137	--		1
Chlorobenzene	ND	0.100	--	ND	0.461	--		1
Ethylbenzene	ND	0.020	--	ND	0.087	--		1
p/m-Xylene	ND	0.040	--	ND	0.174	--		1
Bromoform	ND	0.020	--	ND	0.207	--		1
Styrene	ND	0.020	--	ND	0.085	--		1
1,1,2,2-Tetrachloroethane	ND	0.020	--	ND	0.137	--		1
o-Xylene	ND	0.020	--	ND	0.087	--		1
Isopropylbenzene	ND	0.200	--	ND	0.983	--		1
4-Ethyltoluene	ND	0.020	--	ND	0.098	--		1
1,3,5-Trimethybenzene	ND	0.020	--	ND	0.098	--		1
1,2,4-Trimethylbenzene	ND	0.020	--	ND	0.098	--		1
Benzyl chloride	ND	0.100	--	ND	0.518	--		1
1,3-Dichlorobenzene	ND	0.020	--	ND	0.120	--		1
1,4-Dichlorobenzene	ND	0.020	--	ND	0.120	--		1

Project Name: BATCH CANISTER CERTIFICATION
Project Number: CANISTER QC BAT
Lab Number: L2601926
Report Date: 03/12/26

Air Canister Certification Results

Lab ID: L2601926-07
Client ID: CAN 3234 SHELF 93
Sample Location:

Date Collected: 01/13/26 09:11
Date Received: 01/13/26
Field Prep: Not Specified

Sample Depth:

Parameter	ppbV Results	ppbV RL	ppbV MDL	ug/m3 Results	ug/m3 RL	ug/m3 MDL	Qualifier	Dilution Factor
Volatile Organics in Air by SIM - Mansfield Air Lab								
sec-Butylbenzene	ND	0.200	--	ND	1.10	--		1
p-Isopropyltoluene	ND	0.200	--	ND	1.10	--		1
1,2-Dichlorobenzene	ND	0.020	--	ND	0.120	--		1
n-Butylbenzene	ND	0.200	--	ND	1.10	--		1
1,2,4-Trichlorobenzene	ND	0.050	--	ND	0.371	--		1
Naphthalene	ND	0.050	--	ND	0.262	--		1
1,2,3-Trichlorobenzene	ND	0.050	--	ND	0.371	--		1
Hexachlorobutadiene	ND	0.050	--	ND	0.533	--		1

Internal Standard	% Recovery	Qualifier	Acceptance Criteria
1,4-difluorobenzene	99		60-140
bromochloromethane	104		60-140
chlorobenzene-d5	101		60-140

Project Name: FORMER CLEANERS PRODUCT SUPPLY
Project Number: CO 151736/S 241123

Lab Number: L2609965
Report Date: 03/12/26

Sample Receipt and Container Information

Were project specific reporting limits specified? YES

Cooler Information

Cooler	Custody Seal
NA	Absent

Container Information

Container ID	Container Type	Cooler	Initial pH	Final pH	Temp deg C	Pres	Seal	Frozen Date/Time	Analysis(*)
L2609965-01A	Canister - 6L (Batch Certified)	NA	NA			Y	Absent		NYDEC-TO15-SIM(30)
L2609965-02A	Canister - 6L (Batch Certified)	NA	NA			Y	Absent		NYDEC-TO15-SIM(30)
L2609965-03A	Canister - 6L (Batch Certified)	NA	NA			Y	Absent		NYDEC-TO15-SIM(30)
L2609965-04A	Canister - 6L (Batch Certified)	NA	NA			Y	Absent		NYDEC-TO15-SIM(30)

*Values in parentheses indicate holding time in days

Project Name:	FORMER CLEANERS PRODUCT SUPPLY	**Lab Number:**	L2609965
Project Number:	CO 151736/S 241123	**Report Date:**	03/12/26

GLOSSARY

Acronyms

DL	- Detection Limit: This value represents the level to which target analyte concentrations are reported as estimated values, when those target analyte concentrations are quantified below the limit of quantitation (LOQ). The DL includes any adjustments from dilutions, concentrations or moisture content, where applicable. (DoD report formats only.)
EDL	- Estimated Detection Limit: This value represents the level to which target analyte concentrations are reported as estimated values, when those target analyte concentrations are quantified below the reporting limit (RL). The EDL includes any adjustments from dilutions, concentrations or moisture content, where applicable. The use of EDLs is specific to the analysis of PAHs using Solid-Phase Microextraction (SPME).
EMPC	- Estimated Maximum Possible Concentration: The concentration that results from the signal present at the retention time of an analyte when the ions meet all of the identification criteria except the ion abundance ratio criteria. An EMPC is a worst-case estimate of the concentration.
EPA	- Environmental Protection Agency.
LCS	- Laboratory Control Sample: A sample matrix, free from the analytes of interest, spiked with verified known amounts of analytes or a material containing known and verified amounts of analytes.
LCSD	- Laboratory Control Sample Duplicate: Refer to LCS.
LFB	- Laboratory Fortified Blank: A sample matrix, free from the analytes of interest, spiked with verified known amounts of analytes or a material containing known and verified amounts of analytes.
LOD	- Limit of Detection: This value represents the level to which a target analyte can reliably be detected for a specific analyte in a specific matrix by a specific method. The LOD includes any adjustments from dilutions, concentrations or moisture content, where applicable. (DoD report formats only.)
LOQ	- Limit of Quantitation: The value at which an instrument can accurately measure an analyte at a specific concentration. The LOQ includes any adjustments from dilutions, concentrations or moisture content, where applicable. (DoD report formats only.) Limit of Quantitation: The value at which an instrument can accurately measure an analyte at a specific concentration. The LOQ includes any adjustments from dilutions, concentrations or moisture content, where applicable. (DoD report formats only.)
MDL	- Method Detection Limit: This value represents the level to which target analyte concentrations are reported as estimated values, when those target analyte concentrations are quantified below the reporting limit (RL). The MDL includes any adjustments from dilutions, concentrations or moisture content, where applicable.
MS	- Matrix Spike Sample: A sample prepared by adding a known mass of target analyte to a specified amount of matrix sample for which an independent estimate of target analyte concentration is available. For Method 332.0, the spike recovery is calculated using the native concentration, including estimated values.
MSD	- Matrix Spike Sample Duplicate: Refer to MS.
NA	- Not Applicable.
NC	- Not Calculated: Term is utilized when one or more of the results utilized in the calculation are non-detect at the parameter's reporting unit.
NDPA/DPA	- N-Nitrosodiphenylamine/Diphenylamine.
NI	- Not Ignitable.
NP	- Non-Plastic: Term is utilized for the analysis of Atterberg Limits in soil.
NR	- No Results: Term is utilized when 'No Target Compounds Requested' is reported for the analysis of Volatile or Semivolatile Organic TIC only requests.
RL	- Reporting Limit: The value at which an instrument can accurately measure an analyte at a specific concentration. The RL includes any adjustments from dilutions, concentrations or moisture content, where applicable.
RPD	- Relative Percent Difference: The results from matrix and/or matrix spike duplicates are primarily designed to assess the precision of analytical results in a given matrix and are expressed as relative percent difference (RPD). Values which are less than five times the reporting limit for any individual parameter are evaluated by utilizing the absolute difference between the values; although the RPD value will be provided in the report.
SRM	- Standard Reference Material: A reference sample of a known or certified value that is of the same or similar matrix as the associated field samples.
STLP	- Semi-dynamic Tank Leaching Procedure per EPA Method 1315.
TEF	- Toxic Equivalency Factors: The values assigned to each dioxin and furan to evaluate their toxicity relative to 2,3,7,8-TCDD.
TEQ	- Toxic Equivalent: The measure of a sample's toxicity derived by multiplying each dioxin and furan by its corresponding TEF and then summing the resulting values.
TIC	- Tentatively Identified Compound: A compound that has been identified to be present and is not part of the target compound list (TCL) for the method and/or program. All TICs are qualitatively identified and reported as estimated concentrations.

Report Format: Data Usability Report

Project Name:	FORMER CLEANERS PRODUCT SUPPLY	**Lab Number:**	L2609965
Project Number:	CO 151736/S 241123	**Report Date:**	03/12/26

Footnotes

1 - The reference for this analyte should be considered modified since this analyte is absent from the target analyte list of the original method.

Terms

Analytical Method: Both the document from which the method originates and the analytical reference method. (Example: EPA 8260B is shown as 1,8260B.) The codes for the reference method documents are provided in the References section of the Addendum.

Chlordane: The target compound Chlordane (CAS No. 57-74-9) is reported for GC ECD analyses. Per EPA,this compound "refers to a mixture of chlordane isomers, other chlorinated hydrocarbons and numerous other components." (Reference: USEPA Toxicological Review of Chlordane, In Support of Summary Information on the Integrated Risk Information System (IRIS), December 1997.)

Difference: With respect to Total Oxidizable Precursor (TOP) Assay analysis, the difference is defined as the Post-Treatment value minus the Pre-Treatment value.

Final pH: As it pertains to Sample Receipt & Container Information section of the report, Final pH reflects pH of container determined after adjustment at the laboratory, if applicable. If no adjustment required, value reflects Initial pH.

Frozen Date/Time: With respect to Volatile Organics in soil, Frozen Date/Time reflects the date/time at which associated Reagent Water-preserved vials were initially frozen. Note: If frozen date/time is beyond 48 hours from sample collection, value will be reflected in 'bold'.

Gasoline Range Organics (GRO): Gasoline Range Organics (GRO) results include all chromatographic peaks eluting from Methyl tert butyl ether through Naphthalene, with the exception of GRO analysis in support of State of Ohio programs, which includes all chromatographic peaks eluting from Hexane through Dodecane.

Initial pH: As it pertains to Sample Receipt & Container Information section of the report, Initial pH reflects pH of container determined upon receipt, if applicable.

PAH Total: With respect to Alkylated PAH analyses, the 'PAHs, Total' result is defined as the summation of results for all or a subset of the following compounds: Naphthalene, C1-C4 Naphthalenes, 2-Methylnaphthalene, 1-Methylnaphthalene, Biphenyl, Acenaphthylene, Acenaphthene, Fluorene, C1-C3 Fluorenes, Phenanthrene, C1-C4 Phenanthrenes/Anthracenes, Anthracene, Fluoranthene, Pyrene, C1-C4 Fluoranthenes/Pyrenes, Benz(a)anthracene, Chrysene, C1-C4 Chrysenes, Benzo(b)fluoranthene, Benzo(j)+(k)fluoranthene, Benzo(e)pyrene, Benzo(a)pyrene, Perylene, Indeno(1,2,3-cd)pyrene, Dibenz(ah)+(ac)anthracene, Benzo(g,h,i)perylene. If a 'Total' result is requested, the results of its individual components will also be reported.

PFAS Total: With respect to PFAS analyses, the 'PFAS, Total (5)' result is defined as the summation of results for: PFHpA, PFHxS, PFOA, PFNA and PFOS. In addition, the 'PFAS, Total (6)' result is defined as the summation of results for: PFHpA, PFHxS, PFOA, PFNA, PFDA and PFOS. For MassDEP DW compliance analysis only, the 'PFAS, Total (6)' result is defined as the summation of results at or above the RL. Note: If a 'Total' result is requested, the results of its individual components will also be reported.

Total: With respect to Organic analyses, a 'Total' result is defined as the summation of results for individual isomers or Aroclors. If a 'Total' result is requested, the results of its individual components will also be reported. This is applicable to 'Total' results for methods 8260, 8081 and 8082.

Data Qualifiers

A - Spectra identified as "Aldol Condensates" are byproducts of the extraction/concentration procedures when acetone is introduced in the process.

B - The analyte was detected above the reporting limit in the associated method blank. Flag only applies to associated field samples that have detectable concentrations of the analyte at less than ten times (10x) the concentration found in the blank. For MCP-related projects, flag only applies to associated field samples that have detectable concentrations of the analyte at less than ten times (10x) the concentration found in the blank. For DOD-related projects, flag only applies to associated field samples that have detectable concentrations of the analyte at less than ten times (10x) the concentration found in the blank AND the analyte was detected above one-half the reporting limit (or above the reporting limit for common lab contaminants) in the associated method blank. For NJ-Air-related projects, flag only applies to associated field samples that have detectable concentrations of the analyte above the reporting limit. For NJ-related projects (excluding Air), flag only applies to associated field samples that have detectable concentrations of the analyte, which was detected above the reporting limit in the associated method blank or above five times the reporting limit for common lab contaminants (Phthalates, Acetone, Methylene Chloride, 2-Butanone).

C - Co-elution: The target analyte co-elutes with a known lab standard (i.e. surrogate, internal standards, etc.) for co-extracted analyses.

D - Concentration of analyte was quantified from diluted analysis. Flag only applies to field samples that have detectable concentrations of the analyte.

E - Concentration of analyte exceeds the range of the calibration curve and/or linear range of the instrument.

F - The ratio of quantifier ion response to qualifier ion response falls outside of the laboratory criteria. Results are considered to be an estimated maximum concentration.

G - The concentration may be biased high due to matrix interferences (i.e, co-elution) with non-target compound(s). The result should be considered estimated.

H - The analysis of pH was performed beyond the regulatory-required holding time of 15 minutes from the time of sample collection.

I - The lower value for the two columns has been reported due to obvious interference.

J - Estimated value. This represents an estimated concentration for Tentatively Identified Compounds (TICs).

M - Reporting Limit (RL) exceeds the MCP CAM Reporting Limit for this analyte.

Report Format: Data Usability Report

Project Name:	FORMER CLEANERS PRODUCT SUPPLY	**Lab Number:**	L2609965
Project Number:	CO 151736/S 241123	**Report Date:**	03/12/26

Data Qualifiers

ND - Not detected at the reporting limit (RL) for the sample.

NJ - Presumptive evidence of compound. This represents an estimated concentration for Tentatively Identified Compounds (TICs), where the identification is based on a mass spectral library search.

P - The RPD between the results for the two columns exceeds the method-specified criteria.

Q - The quality control sample exceeds the associated acceptance criteria. For DOD-related projects, LCS and/or Continuing Calibration Standard exceedences are also qualified on all associated sample results. Note: This flag is not applicable for matrix spike recoveries when the sample concentration is greater than 4x the spike added or for batch duplicate RPD when the sample concentrations are less than 5x the RL. (Metals only.)

R - Analytical results are from sample re-analysis.

RE - Analytical results are from sample re-extraction.

S - Analytical results are from modified screening analysis.

V - The surrogate associated with this target analyte has a recovery outside the QC acceptance limits. (Applicable to MassDEP DW Compliance samples only.)

Z - The batch matrix spike and/or duplicate associated with this target analyte has a recovery/RPD outside the QC acceptance limits. (Applicable to MassDEP DW Compliance samples only.)

REFERENCES

48 Compendium of Methods for the Determination of Toxic Organic Compounds in Ambient Air. Second Edition. EPA/625/R-96/010b, January 1999.

LIMITATION OF LIABILITIES

Pace Analytical Services performs services with reasonable care and diligence normal to the analytical testing laboratory industry. In the event of an error, the sole and exclusive responsibility of Pace Analytical Services shall be to re-perform the work at it's own expense. In no event shall Pace Analytical Services be held liable for any incidental, consequential or special damages, including but not limited to, damages in any way connected with the use of, interpretation of, information or analysis provided by Pace Analytical Services.

We strongly urge our clients to comply with EPA protocol regarding sample volume, preservation, cooling, containers, sampling procedures, holding time and splitting of samples in the field.

ENV-FORM-WES2-0065 v02 Certificate/Approval Program Summary

Certification Information

The following analytes are not included in our Primary NELAP Scope of Accreditation:

PAS-WES2 Westborough Facility – 8 Walkup Dr. Westborough, MA 01581
EPA 624.1: m/p-xylene, o-xylene, Naphthalene
EPA 625.1: alpha-Terpineol
EPA 8260D: NPW: 1,2,4,5-Tetramethylbenzene; 4-Ethyltoluene; SCM: Iodomethane (methyl iodide), 1,2,4,5-Tetramethylbenzene; 4-Ethyltoluene.
EPA 8270E: NPW: Dimethylnaphthalene,1,4-Diphenylhydrazine, alpha-Terpineol, Azobenzene; SCM: Dimethylnaphthalene,1,4-Diphenylhydrazine.
SM4500: NPW: Amenable Cyanide; SCM: Total Phosphorus, TKN, NO2, NO3.

PAS-MANS Mansfield Facility – 320 Forbes Blvd. Mansfield, MA 02048
SM 2540D: TSS.
Biological Tissue Matrix: EPA 3050B

PAS-MAN1 Mansfield Facility – 120 Forbes Blvd. Mansfield, MA 02048
EPA TO-15: Halothane, 2,4,4-Trimethyl-2-pentene, 2,4,4-Trimethyl-1-pentene, Thiophene, 2-Methylthiophene, 3-Methylthiophene, 2-Ethylthiophene, 1,2,3-Trimethylbenzene, Indan, Indene, 1,2,4,5-Tetramethylbenzene, Benzothiophene, 1-Methylnaphthalene.
MADEP-APH.

PAS-ELON East Longmeadow Facility – 39 Spruce Street East Longmeadow, MA 01028
EPA 524.2: 1,3,5-Trichlorobenzene, m/p-Xylene, o-xylene.
EPA 625.1: 1,2-Dichlorobenzene, 1,3-Dichlorobenzene, 1,4-Dichlorobenzene, N-Nitrosodiphenylamine.
EPA 8081B NPW and SCM: Alachlor, Endrin Ketone, Hexachlorobenzene.
EPA 8260D NPW: Tetrahydrofuran, 1,3,5-Trichlorobenzene; **SCM:** TAME, TBEE, Diethyl ether, DIPE, Tetrahydrofuran. 1,3,5-Trichlorobenzene, Freon-113.
EPA 8270E: NPW: Carbazole, 1-Methylnaphthalene, Pentachloronitrobenzene; **SCM:** Carbazole, 1-Methylnaphthalene.
EPA TO-13: Air: Benzo(e)pyrene, 1-Methylnaphthalene, 2-Methylnaphthalene, Perylene.
EPA TO-4A Pesticide Air: delta-BHC, Endosulfan I, Endosulfan II, Endosulfan Sulfate, Endrin, Endrin Aldehyde, Endrin Ketone, Hexachlorobenzene, Methoxychlor.
SM4500: NPW: Amenable Cyanide; **SCM:** Total Phosphorus, TKN, NH3, NECi: NO2, NO3, ASTMD516.

The following test method is not included in our New Jersey Secondary NELAP Scope of Accreditation:

PAS-MANS Mansfield Facility – 320 Forbes Blvd. Mansfield, MA 02048
Determination of Selected Perfluorinated Alkyl Substances by Solid Phase Extraction and Liquid Chromatography/Tandem Mass Spectrometry Isotope Dilution (via Alpha SOP 23528)

The following analytes are included in our Massachusetts DEP Scope of Accreditation:

PAS-WES2 Westborough Facility – 8 Walkup Dr. Westborough, MA 01581

Drinking Water
EPA 300.0: Chloride, Nitrate-N, Fluoride, Sulfate; **EPA 353.2**: Nitrate-N, Nitrite-N; **SM4500NO3-F**: Nitrate-N, Nitrite-N; **SM4500F-C, SM4500CN-CE, EPA 180.1, SM2130B, SM4500Cl-D, SM2320B, SM2540C, SM4500H-B, SM4500NO2-B**
EPA 524.2: THMs and VOCs; **EPA 504.1:** EDB, DBCP.
Microbiology: **SM9215B; SM9223-P/A, SM9223B-Colilert-QT,SM9222D**.

Non-Potable Water
SM4500H,B, EPA 120.1, SM2510B, SM2540C, SM2320B, SM4500CL-E, SM4500F-BC, SM4500NH3-BH: Ammonia-N and Kjeldahl-N, **EPA 350.1**: Ammonia-N, **LACHAT 10-107-06-1-B**: Ammonia-N, **EPA 351.1, SM4500NO3-F, EPA 353.2**: Nitrate-N, **SM4500P-E, SM4500P-B, E, SM4500SO4-E, SM5220D, EPA 410.4, SM5210B, SM5310C, SM4500CL-G, EPA 1664, EPA 420.1, SM4500-CN-CE, SM2540D, EPA 300: Chloride, Sulfate, Nitrate.**
EPA 624.1: Volatile Halocarbons & Aromatics,
EPA 608.3: Chlordane, Toxaphene, Aldrin, alpha-BHC, beta-BHC, gamma-BHC, delta-BHC, Dieldrin, DDD, DDE, DDT, Endosulfan I, Endosulfan II, Endosulfan sulfate, Endrin, Endrin Aldehyde, Heptachlor, Heptachlor Epoxide, PCBs
EPA 625.1: SVOC (Acid/Base/Neutral Extractables).
Microbiology: **SM9223B-Colilert-QT; Enterolert-QT.**

ENV-FORM-WES2-0065 v02 Certificate/Approval Program Summary

PAS-MANS Mansfield Facility – 320 Forbes Blvd. Mansfield, MA 02048

Drinking Water
EPA 200.7: Al, Ba, Cd, Cr, Cu, Fe, Mn, Ni, Na, Ag, Ca, Zn. **EPA 200.8:** Al, Sb, As, Ba, Be, Cd, Cr, Cu, Pb, Mn, Ni, Se, Ag, TL, Zn. **EPA 245.1** Hg.
EPA 522, EPA 537.1.

Non-Potable Water
EPA 200.7: Al, Sb, As, Be, Cd, Ca, Cr, Co, Cu, Fe, Pb, Mg, Mn, Mo, Ni, K, Se, Ag, Na, Sr, TL, Ti, V, Zn.
EPA 200.8: Al, Sb, As, Be, Cd, Ca, Cr, Cu, Fe, Pb, Mg, Mn, Ni, K, Se, Ag, Na, TL, Zn.
EPA 245.1: Hg. **EPA 245.7:** Hg.
SM2340B

PAS-ELON East Longmeadow Facility – 39 Spruce Street East Longmeadow, MA 01028

Drinking Water

EPA 300.0: NO3, NO2, Fl, Cl, SO4. **NECI Reductase**: NO3, NO2.
SM4500F-C, SM4500Cl-B, ASTM D516, SM4500CN-C,E, EPA 180.1, SM2320B, SM 2540C, SM4500H-B, SM4500SO4-E.
EPA 537.1; EPA 524.2: THMs and VOCs; **EPA 504.1:** EDB, DBCP.
Microbiology: SM9223-P/A: TC/EC; SM9223B-Colilert-enumeration: TC/EC; HPC-Simplate.

Non-Potable Water

SM4500H-B, SM2510B, SM2540C, SM2320B, SM4500Cl-B, ASTMD516, SM4500NH3-B, C, EPA 350.1, NECi: NO3, **SM4500NH3-B, C: TKN, SM4500P-E: Ortho Phosphate, SM4500P-B, E: Total Phosphorus, EPA 410.4, SM5210B, SM5310C, SM4500CN-C, E, SM2540D, SM4500Cl-G, SM4500SO4-E, EPA 1664, EPA 420.1, EPA 300.0:** Cl, SO4, NO3.
EPA 624.1: Volatile Halocarbons, Volatile Aromatics.
EPA 608.3: Chlordane, Toxaphene, Aldrin, Alpha-BHC, Beta-BHC, Gamma-BHC, Delta-BHC, Dieldrin, DDD, DDE, DDT, Endosulfan I, Endosulfan II, Endosulfan Sulfate, Endrin, Endrin Aldehyde, Heptachlor, Heptachlor Epoxide, PCBs.
EPA 625.1: SVOC-Acid Extractables and Base/Neutrals
Microbiology: SM9223B-Colilert: E. coli (Ambient and Wastewater), **SM9223B-Colilert-18:** Fecal Coliform (Wastewater).

Certification IDs:

PAS-WES2 Westborough Facility – 8 Walkup Dr. Westborough, MA 01581
CT PH-0826, IL 200077, IN C-MA-03, KY kY98045, ME MA00086, MD 348, MA M-MA086, NH 2064, NJ MA935, NY 11148, NC (DW) 25700, NC (NPW/SCM) 666, OR MA-1316, PA 68-03671, RI LAO00065, TX T104704476, VT VT-0935, VA 460195.

PAS-MANS Mansfield Facility – 320 Forbes Blvd. Mansfield, MA 02048
ANAB/DoD L2474, CA 3117, CO MA00030, CT PH-0825, IL 200081, IN C-MA-04, KY KY98046, LA 85084, ME MA00030, MD 350, MA M-MA00030, MI 9110, MN 025-999-495, NH 2062, NJ MA015, NY 11627, NC (NPW/SCM) 685, OR MA-0262, PA 68-02089, RI LAO00299, TX T-104704419, UT MA00030, VT VT-0015, VA 460194, WA C954.

PAS-MAN1 Mansfield Air Lab Facility – 120 Forbes Blvd. Mansfield, MA 02048
ANAB/DoD L2474, LA 245052, ME MA01156, MN 025-999-498, NH 2249, NJ MA025, NY 12191, OR 4203, TX T104704583, VA 460311, WA C1104.

PAS-ELON East Longmeadow Facility – 39 Spruce St. East Longmeadow, MA 01028
CT PH-0821, ME MA00100, MI 9100, NC (DENR) 652, NC (DW) 25703, MA M-MA100, NH (Secondary) 2516, NH (Primary) 2557, NJ MA007, NY 10899, PA 68-05812, RI LAO00373, VA 460217, VT-255716, WV DEP 419, WV-DW 9979C, LA 05130, LA-DW LA042, MD-DW 373, OH 87781.

For a complete listing of analytes and methods, please contact your Project Manager.

Pace Analytical®

Phone: 612-607-6400
Fax: 612-607-6344
https://www.pacelabs.com/
1800 Elm Street SE
Minneapolis, MN 55414

Doc #378 Rev 2_01122021

CHAIN OF CUSTODY RECORD (AIR)

02/20/26

L2609965

Contact: https://www.pacelabs.com/contact-us/contact-environmental-sciences/

Company Name:	NYSDEC/EAR
Address:	225 Atlantic Ave., Patchogue, NY
Phone:	(631) 447-6400
Project Name:	Former Cleaners Products Supply
Project Location:	Sunnyside, NY
Project Number:	NYSDEC Site #241123
Project Manager:	DEC: Kyle Forster, EAR: Steve Goetz
Pace Analytical Quote Name/Numbe	
Invoice Recipient:	NYSDEC
Sampled By:	EAR

Requested Turnaround Time
7-Day ☐ 10-Day ☐
Due Date: Standard TAT

Rush-Approval Required
1-Day ☐ 3-Day ☐
2-Day ☐ 4-Day ☐

Data Delivery
Format: PDF ☑ EXCEL ☑
Other:
CLP Like Data Pkg Required: ☐
Email To:
Fax To #:

ANALYSIS REQUESTED

Please fill out completely, sign, date and retain the yellow copy for your records

Summa canisters and flow controllers must be returned within 15 days of receipt or rental fees will apply

For summa canister and flow controller information please refer to the Pace Analytical Air Media Agreement

Lab Use	Client Use	Collection Data		Duration	Flow Rate	Matrix	Volume	EPA Method TO-15				" Hg				
Pace Analytical Work Order#	Client Sample ID / Description	Beginning Date/Time	Ending Date/Time	Total Minutes Sampled	☐ m³/min ☐ L/min	Code	☑ Liters ☐ m³					Initial Pressure	Final Pressure	Lab Receipt Pressure	Summa Can ID	Flow Controller ID
09965-01	SVMP-101	2/18/26 0839	2/18/26 1039	2 HRS		SG	6L	X				-30	-7		5869	—
-02	SVMP-102	0825	1025					X				-30	-5		2486	01039
-03	SVMP-103	0836	1036					X				-30	-4		4726	02087
-04	SVMP-X	—	—					X				-30	-4		1819	—

Comments: Category A (Level 2) deliverables requested.

Please use the following codes to indicate possible sample concentration within the Conc Code column above:
H - High; M - Medium; L - Low; C - Clean; U - Unknown

Matrix Codes:
SG = SOIL GAS
IA = INDOOR AIR
AMB = AMBIENT
SS = SUB SLAB
D = DUP
BL = BLANK
O = Other:

	Date/Time:
Relinquished by: (signature)	2/18/26 1300
Received by: (signature) RECEIVING Room	2/18/26 1300
Relinquished by: (signature) William G. Vigliotta	
Received by: (signature) K. Ahmed	2/19/26 12:39
Relinquished by: (signature) K. Ahmed	2/19/26 14:40
Received by: (signature) DSC	2/19/26 14:40

Detection Limit Requirements
MA
CT
Other:

Special Requirements
☐ MA MCP Required
MCP Certification Form Required
☐ CT RCP Required
RCP Certification Form Required
☐ Other

Pace Analytical®
NELAC and AIHA-LAP, LLC Accredited

Project Entity
☐ Government ☐ Municipality ☐ MWRA ☐ WRTA
☐ Federal ☐ 21 J ☐ School
☐ City ☐ Brownfield ☐ MBTA

Other
☐ Chromatogram
☐ AIHA-LAP,LLC

PCB ONLY
☐ Soxhlet
☐ Non Soxhlet

Rec: Paul Maggio 2/19/26 1700 Paul Maggio 2/19/26 Rec: AF 2/19/26 22:45

02/20/26 0210

Sample Delivery Group Summary

Pace Job Number : L2609965
Received : 19-FEB-2026
Reviewer : Jennifer Jerome

Account Name : NYDEC_Env. Assessment & Remediation
Project Number : CO 151736/S 241123
Project Name : FORMER CLEANERS PRODUCT SUPPLY

Delivery Information

Samples Delivered By : Pace Courier

Chain of Custody : Present

Cooler Information

Cooler	Seal/Seal#	Preservation	Temperature(°C)	Additional Information
NA	Absent/			

Condition Information

1) All samples on COC received?	**YES**
2) Extra samples received?	**NO**
3) Are there any sample container discrepancies?	**NO**
4) Are there any discrepancies between COC & sample labels? L2609965-01: FC ID Blank vs. FC ID 03039 L2609965-04: FC ID Blank vs. FC ID 03028	**YES**
5) Are samples in appropriate containers for requested analysis?	**YES**
6) Are samples properly preserved for requested analysis?	**YES**
7) Are samples within holding time for requested analysis?	**YES**
8) All sampling equipment returned?	**YES**

Volatile Organics/VPH

1) Reagent Water Vials Frozen by Client?	**NA**