

Project	Former Port Mobil Terminal – IRM #1	Report No.	04
NYSDEC Site	#243016	Date	9/26/2024
Location	4101 Arthur Kill Road Staten Island, NY	File No.	0208988
Client	NP Staten Island Industrial, LLC	Temperature	66-78°F
Contractor	Entact, Haley & Aldrich	Wind Direction	N to S up to 11 mph
Weather	Mostly Cloudy	Personnel on Site	S. Sotomayor
Humidity	75%	Time on Site	7:00am to 4:00pm

H&A of New York Engineering and Geology, LLP (Haley & Aldrich) was present to document the implementation of the August 2024 NYSDEC-approved Interim Remedial Measures 1 Work Plan (IRM 1 Work Plan) prepared by Haley & Aldrich for the Former Port Mobil Terminal, located at 4101 Arthur Kill Road, Staten Island, NY. Site Observations are summarized below.

Daily Observations:

- Haley & Aldrich field personnel performed community air monitoring during the implementation of the activities in the approved IRM 1 Work Plan.
- Entact mobilized construction tools & equipment.
- Entact began improving site entrance, access roads, and construction laydown area including fencing of excavation and work zones.

Waste Disposal/Backfill Import Tracking:

Material Export:

- Soil/Fill disposal is summarized below:

Facility							<i>Total</i>	
<i>Today:</i>	Loads	Tons	Loads	Tons	Loads	Tons	Loads	Tons
	0	0	0	0	0	0	0	0
<u>Total:</u>	<u>0</u>	<u>0</u>	<u>0</u>	<u>0</u>	<u>0</u>	<u>0</u>	<u>0</u>	<u>0</u>

Note: Tonnage is approximate, executed tonnages to be included in the Construction Completion Report.

Material Import:

- Fill import is summarized below:

Facility			<i>Total</i>	
<i>Today:</i>	Loads	CY	Loads	CY
	0	0	0	0
<u>Total:</u>	<u>0</u>	<u>0</u>	<u>0</u>	<u>0</u>

Note: 1 truckload estimated at 20 cubic yards. Quantities to be included in the Construction Completion Report.

Samples Collected:

- None.

CAMP Activities:

- Background air monitoring was performed at three locations, one at the western boundary of the IRM 1 work area, one at the central location of the IRM 1 work area, and one at the eastern boundary of the IRM 1 work area, from 7:45 AM to 3:45 PM.
- No 15-minute average concentrations of VOCs or particulate matter smaller than 10 microns in diameter (PM10) exceeded the action levels. No visible dust was observed leaving the site perimeter.

Activities Planned for Coming Week:

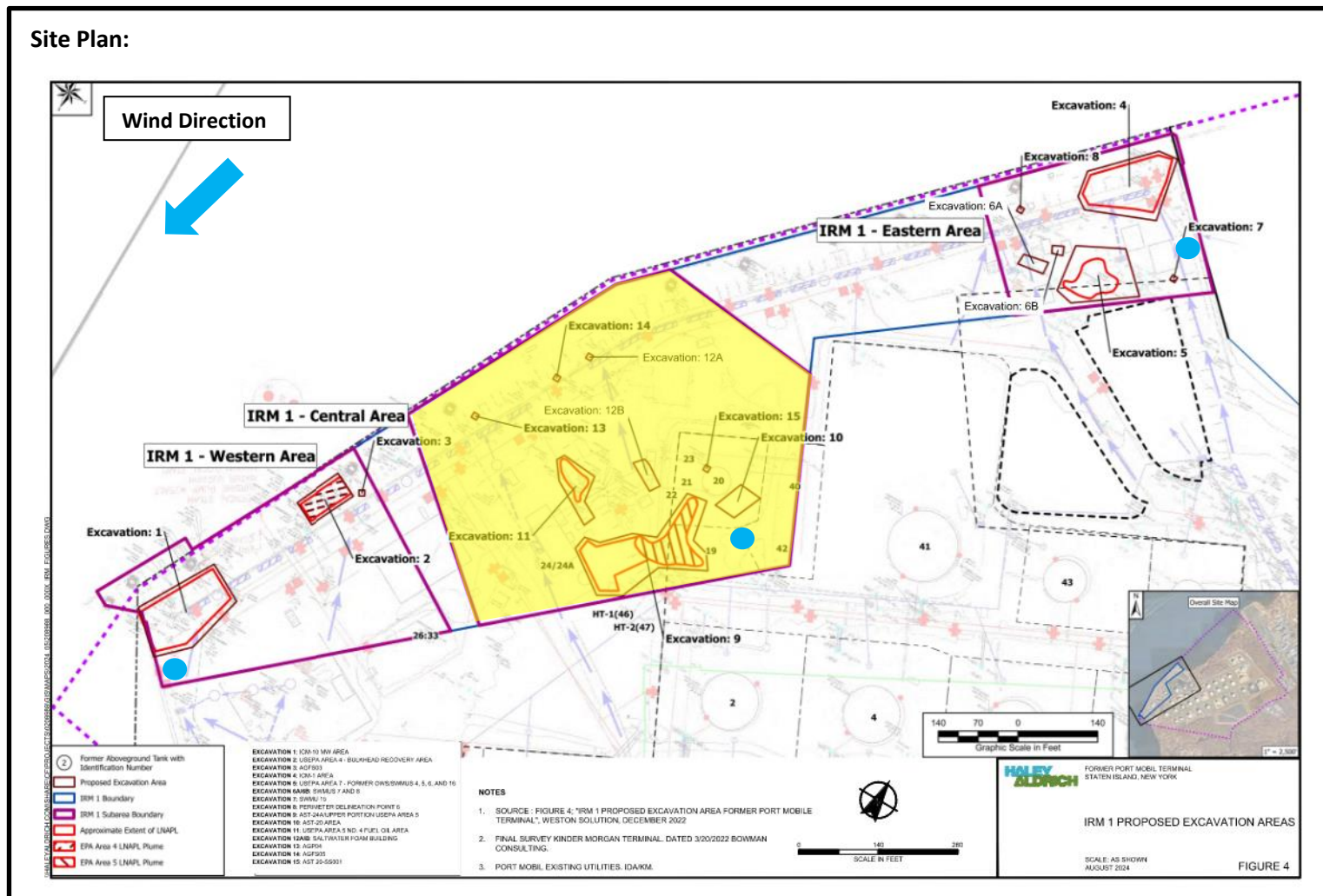
- Entact will begin support of excavation (SOE) installation.
- Entact will begin excavating and stockpiling C&D debris for disposal.
- Entact will begin excavating soil for off-site transport and disposal.

Site Photographs:

Photo 1: View of Entact installing fencing surrounding Excavation 1 in ICM 1 Western Area, facing west.







Photo 2: View of Entact installed fencing surrounding work zone of Excavation 1 in ICM 1 Western Area, facing southwest.



Reference: Interim Remedial Measures 1 Work Plan Figure 7B IRM-1 Central Area Proposed Excavation Area, prepared by Haley & Aldrich of New York, dated May 2024

LEGEND:

 Work Area
  CAMP Station
  Stockpile Location (Soil/Fill)
  Stockpile Location (C&D)

4101 Arthur Kill Rd, Staten Island, New York, 10309

Air Monitoring Log

Date : 2024-09-26

Personnel : S. Sotomayor
Weather : 66-78°F, Mostly Cloudy
Humidity : 75%
Wind Direction : N to S, up to 11 mph

Particulate Background (ug/m3) : 9.884
PID Background (ppm) : 0.0

Action Levels : Downwind perimeter of work area above background levels

PID (ppm) : > 5 ppm for the 15-min average

Dust (ug/m3) : > 150 for the 15-min average

Minute of Time	Avg. PM10 (Station1)	Avg. PM10 (Station2)	Avg. PM10 (Station3)	Avg. VOC(Station1)	Avg. VOC(Station2)	Avg. VOC(Station3)	Odors	Notes Activities/ Additional Monitoring
07:45	7.395	7.868	9.884	0.0	0.0	0.0		
08:00	4.711	4.795	6.263	0.0	0.0	0.0		
08:15	3.719	4.315	5.239	0.0	0.0	0.0		
08:30	3.552	4.101	5.070	0.0	0.0	0.0		
08:45	3.656	4.949	5.277	0.0	0.0	0.0		
09:00	4.041	4.827	5.716	0.0	0.0	0.0		
09:15	4.361	5.311	5.908	0.0	0.0	0.0		
09:30	4.492	5.847	6.234	0.0	0.0	0.0		
09:45	4.500	6.492	6.208	0.0	0.0	0.0		
10:00	4.365	5.983	6.040	0.0	0.0	0.0		
10:15	4.135	5.485	6.105	0.0	0.0	0.0		
10:30	3.871	5.228	5.537	0.0	0.0	0.0		
10:45	3.522	5.117	5.101	0.0	0.0	0.0		

4101 Arthur Kill Rd, Staten Island, New York, 10309

Air Monitoring Log

Minute of Time	Avg. PM10 (Station1)	Avg. PM10 (Station2)	Avg. PM10 (Station3)	Avg. VOC(Station1)	Avg. VOC(Station2)	Avg. VOC(Station3)	Odors	Notes Activities/ Additional Monitoring
11:00	3.869	5.194	5.501	0.0	0.0	0.0		
11:15	4.184	5.161	6.037	0.0	0.0	0.0		
11:30	4.508	5.343	6.120	0.0	0.0	0.0		
11:45	5.279	6.032	6.181	0.0	0.0	0.0		
12:00	5.767	6.071	6.417	0.0	0.0	0.0		
12:15	5.547	6.177	6.485	0.0	0.0	0.0		
12:30	5.591	6.035	6.318	0.0	0.0	0.0		
12:45	5.791	6.325	6.497	0.0	0.0	0.0		
13:00	6.135	7.240	6.749	0.0	0.0	0.0		
13:15	6.119	7.463	7.071	0.0	0.0	0.0		
13:30	6.049	7.572	7.003	0.0	0.0	0.0		
13:45	6.105	7.381	6.820	0.0	0.0	0.0		
14:00	6.027	7.420	6.744	0.0	0.0	0.0		
14:15	6.017	7.219	6.616	0.0	0.0	0.0		
14:30	6.727	7.368	7.253	0.0	0.0	0.0		
14:45	6.316	7.009	6.850	0.0	0.0	0.0		
15:00	5.610	6.813	6.437	0.0	0.0	0.0		
15:15	6.145	7.258	7.082	0.0	0.0	0.0		
15:30	5.609	7.497	6.538	0.0	0.0	0.0		
15:45	4.907	5.515	6.024	0.0	0.0	0.0		